

Tuvalu

Statistical Country Profile



Edition 09/2025

This country profile is based on international sources.

Publication date: Tuesday 16th September, 2025

Contact us: www.destatis.de/contact

Phone: +49 611 75 2405

© Federal Statistical Office of Germany (Destatis), 2025

Reproduction and distribution, also of parts, are permitted, provided that the source is mentioned.

Contents

General information	3
Economy and finance	3
Population	5
Health	7
Education	7
Labour force	7
Living conditions	9
Manufacturing	9
Agriculture and forestry	9
Foreign trade	10
Transport	12
Environment and energy	12
Science, research and technology	13
Sources	13




General information

Capital city
Funafuti

Official language
Tuvaluan, English

Currency
Tuvaluan Dollar, Australian Dollar

Land area in relation to Germany
km²



Source: WB-WDI



Economy and finance

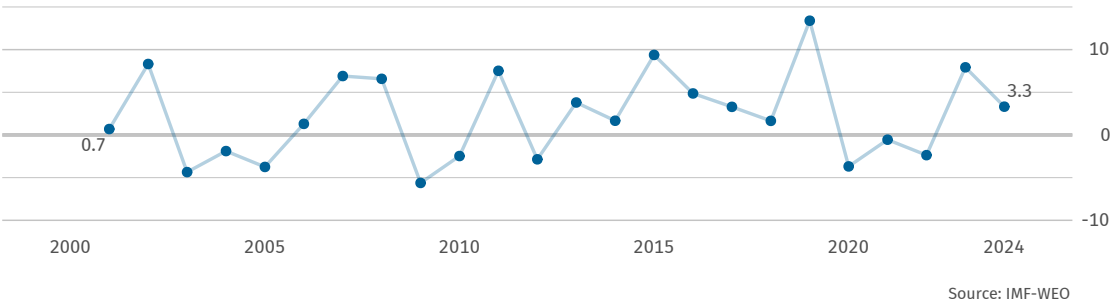
Gross domestic product
(GDP), total
bn US\$
0.065
(2024)
Source: IMF-WEO

GDP,
real change
% since 2000
+64
(2024)
Source: IMF-WEO*

GDP
per capita
US\$
6,599
(2024)
Source: IMF-WEO

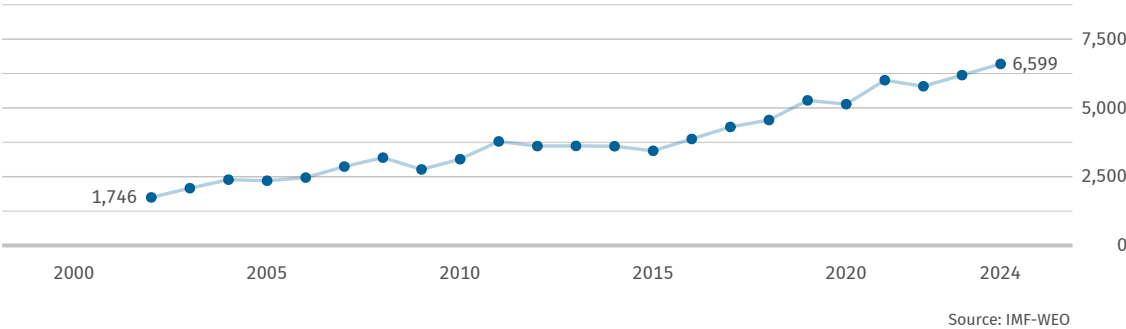
GDP
per capita
internat. US\$
6,658
(2024)
Source: IMF-WEO

Gross domestic product, real change
% on previous year



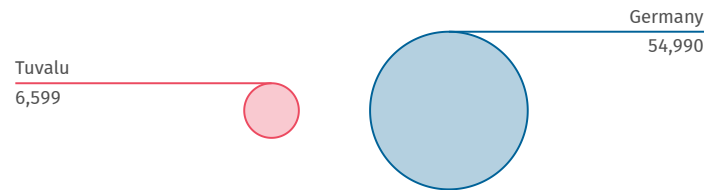
Source: IMF-WEO

Gross domestic product per capita
US\$



Source: IMF-WEO

Gross domestic product per capita in relation to Germany, 2024
US\$



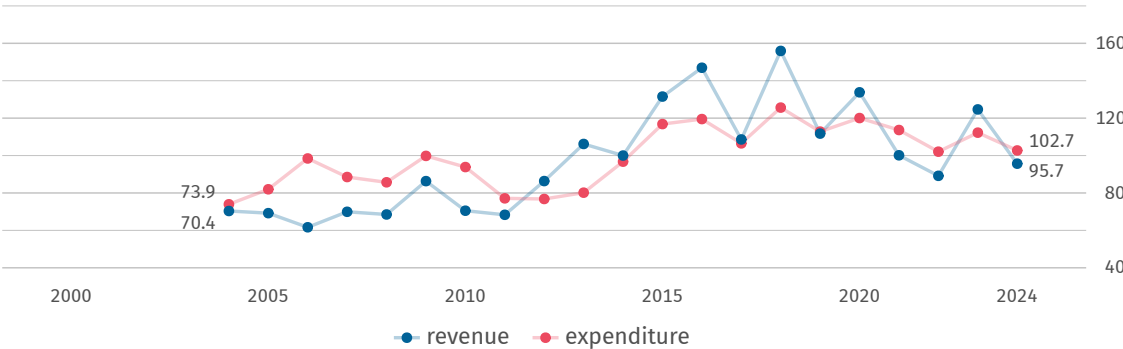
Source: IMF-WEO

Inflation rate
(change of consumer
price index)
% on previous year
+0.5
(2011)
Source: IMF-IFS

General government
gross debt
% of GDP
3.9
(2024)
Source: IMF-WEO

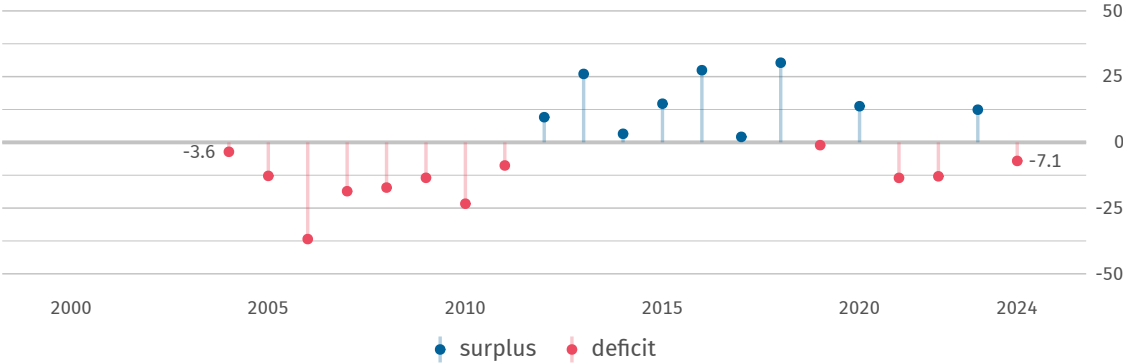
General government
net lending / borrowing
% of GDP
-7.1
(2024)
Source: IMF-WEO

General government revenue and expenditure
% of GDP



Source: IMF-WEO

General government net lending / borrowing
% of GDP



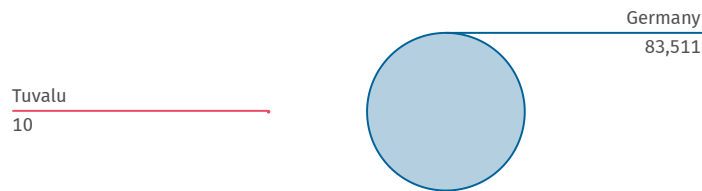
Source: IMF-WEO

Foreign direct investment (FDI): inward stocks bn US\$ 0.009 (2023) Source: UNCTAD	Foreign direct investment (FDI): outward stocks bn US\$ No data Source: UNCTAD	Foreign direct investment (FDI): net flow, inward bn US\$ 0.000 (2023) Source: UNCTAD	Foreign direct investment (FDI): net flow, outward bn US\$ No data Source: UNCTAD
---	--	--	---

Population

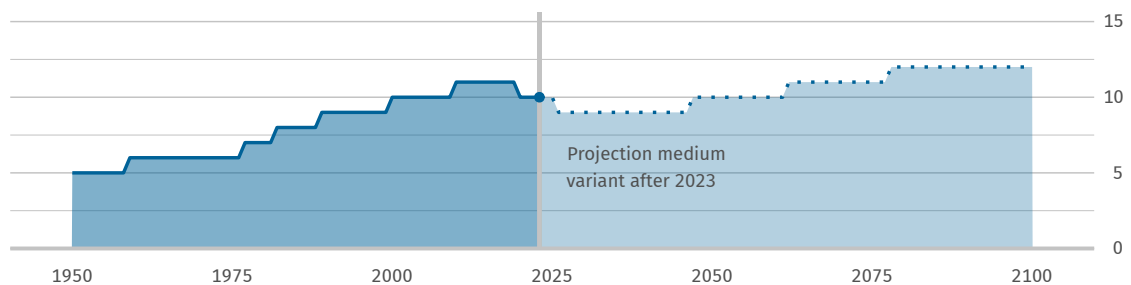
Population total 1,000 10 (2024) Source: WB-WDI	Population density inhabitants per km² 333 (2022) Source: WB-WDI	Life expectancy at birth (women) years 70.7 (2023) Source: WB-WDI	Life expectancy at birth (men) years 63.8 (2023) Source: WB-WDI
--	---	--	--

Population in relation to Germany, 2024
1,000



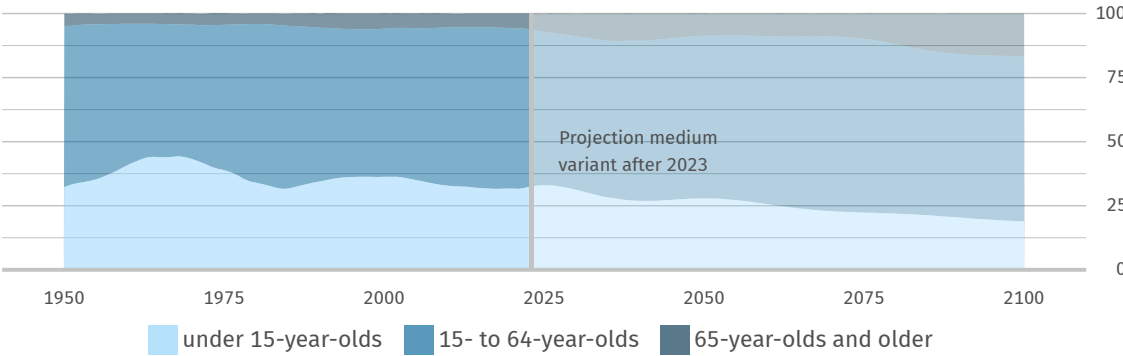
Source: WB-WDI

Population
1,000



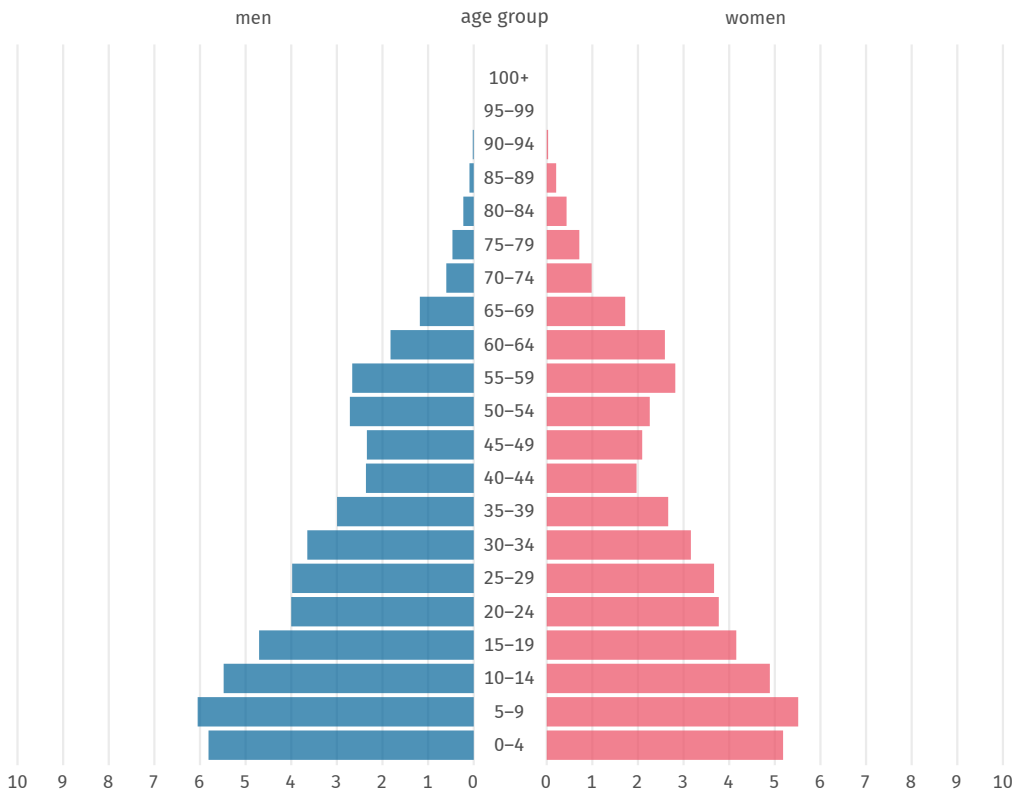
Source: UN-POP

Population by age group
proportion, %



Source: UN-POP

Population pyramid, 2024
% of total population



Source: UN-POP



Health

Practising physicians per 1,000 inhabitants 1.3 (2020) Source: WHO	Hospital beds per 1,000 inhabitants 4.2 (2001) Source: WHO	Prevalence of raised blood pressure % 47.4 (2019) Source: WHO	Prevalence of obesity (BMI >= 30) % 64.2 (2022) Source: WHO
---	---	---	---



Education

Government expenditure on education % of GDP 15.8 (2023) Source: UNESCO	Pupil-teacher ratio (primary education) number 42.1 (2023) Source: UNESCO	Pupil-teacher ratio (secondary education) number 29.8 (2023) Source: UNESCO	Students (tertiary education) per 100,000 inhabitants 0 (2023) Source: UNESCO*
--	---	---	--



Labour force

Employment rate (persons aged 15+) % No data Source: ILOSTAT	Labour force (persons aged 15+) 1,000 No data Source: ILOSTAT	Labour force participation rate (persons aged 15+) % No data Source: ILOSTAT	Self-employment (persons aged 15+) % No data Source: ILOSTAT
---	--	---	---

Employment rate (persons aged 15+)
%

No data

Source: ILOSTAT

Employment and gross value added by sector,
%

Employment

No data

Gross value added

No data

Source for employment: ILOSTAT
Source for gross value added: UNSD

Unemployment rate (persons aged 15+) % No data Source: ILOSTAT	Unemployment rate (persons aged 15 to 24) % No data Source: ILOSTAT	Long-term unemployment rate (persons aged 15+) % of unemployed persons No data Source: ILOSTAT
---	--	---

Unemployment rate and youth unemployment rate
%

No data

Source: ILOSTAT

Living conditions

Human Development Index (HDI)

value (0 low to 1 high)

0.689

(2023)

Source: UNDP

Human Development Index (HDI)

rank (of 193 countries)

129

(2023)

Source: UNDP

Income distribution: Gini coefficient

value (0 to 100; 0=equal distribution)

39.1

(2010)

Source: WB-WDI

Manufacturing

Index of industrial production
2010=100

No data

Source: IMF-IFS

Agriculture and forestry

Change in agricultural production

% since 2000

+31

(2023)

Source: FAO*

Agricultural land

% of land area

60.0

(2023)

Source: FAO*

Forest area

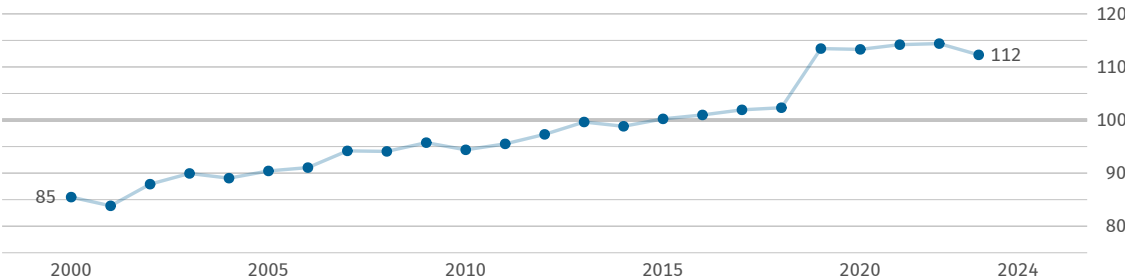
% of land area

33.3

(2023)

Source: FAO*

Index of agricultural production
2014 to 2016 = 100



Source: FAO



Foreign trade

Export of goods

bn US\$

0.000

(2005)

Source: UN Comtrade

Import of goods

bn US\$

0.026

(2008)

Source: UN Comtrade

Trade balance, goods

bn US\$

-0.013

(2005)

Source: UN Comtrade*

Export and import of goods

bn US\$



2003, 2007: Missing data. Source: UN Comtrade

Foreign trade balance

bn US\$



2003: Missing data. Source: UN Comtrade

Goods exported to Germany

mn US\$

No data

Source: UN Comtrade

Goods exported to Germany

% of all goods exported

No data

Source: UN Comtrade*

Goods imported from Germany

mn US\$

0.0

(2008)

Source: UN Comtrade

Goods imported from Germany

% of all goods imported

0.0

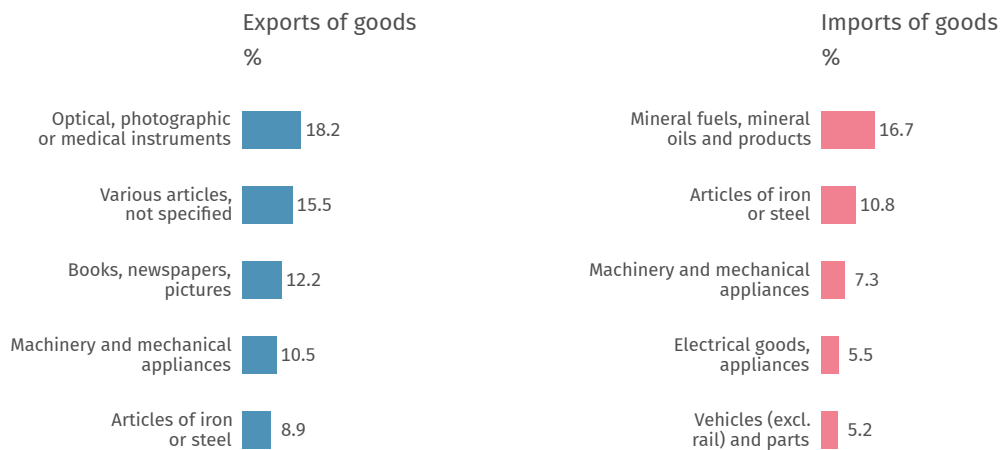
(2008)

Source: UN Comtrade*

Main trading partners, 2005



Main commodities traded, 2005



Source: UN Comtrade*

Classification of commodities: Harmonized Commodity Description and Coding Systems (HS2).



Transport

Passenger cars per 1,000 inhabitants No data Source: OICA*	Total rail network km per 1 mn inhabitants No data Source: WB-WDI*	Air transport, passengers per 1,000 inhabitants No data Source: WB-WDI*
--	--	---

Pump price for gasoline in relation to Germany
US\$ per litre

No data

Source: GPP



Environment and energy

Carbon dioxide emissions tonnes per capita 0.1 (2014) Source: EDGAR	Total primary energy supply kg oil equivalent per capita No data Source: WB-WDI	Gross electricity consumption kWh per capita No data Source: WB-WDI	Renewable energy % of total final energy consumption 5.2 (2022) Source: WB-WDI
---	--	--	---

Carbon dioxide emissions in relation to Germany,
tonnes per capita

No data

Source: EDGAR



Science, research and technology

Gross domestic
expenditure on R&D

% of GDP
No data

Source: UNESCO

Researchers

per 1 mn inhabitants
No data

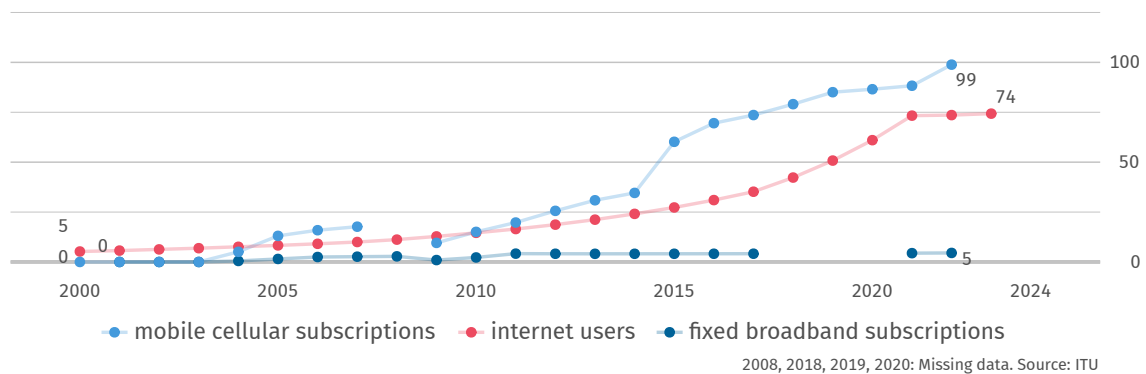
Source: UNESCO

Resident patent
applications

per 1 mn inhabitants
No data

Source: WIPO

Dissemination of communication technology
per 100 inhabitants



Sources

EDGAR	Emissions Database for Global Atmospheric Research, European Commission
FAO	United Nations, Food and Agricultural Organization
GPP	GlobalPetrolPrices.com
ILOSTAT	International Labour Organization, ILOSTAT - Database
IMF-IFS	International Monetary Fund, International Financial Statistics
IMF-WEO	International Monetary Fund, World Economic Outlook
ITU	United Nations, International Telecommunication Union
OICA	International Organization of Motor Vehicle Manufacturers
UN Comtrade	United Nations, Comtrade Database
UNCTAD	United Nations, Conference on Trade and Development
UNDP	United Nations Development Programme
UNESCO	United Nations, Educational, Scientific and Cultural Organization
UNPOP	United Nations, Population Division
UNSD	United Nations, Statistics Division
WB-WDI	World Bank, World Development Indicators
WHO	World Health Organization, Global Health Observatory
WIPO	World Intellectual Property Organization

* Own calculations based on the original data source.

©nanoline icons by vuuuds + Caviar-Premium Icons by Neway Lau, CreativMarket / own adaptation

Statistical country profiles on all UN Member States: www.destatis.de/countryprofiles