

Luxembourg

Statistical Country Profile



Edition 09/2025

This country profile is based on international sources.

Publication date: Tuesday 16th September, 2025

Contact us: www.destatis.de/contact
Phone: +49 611 75 2405

Contents

| | |
|--|----|
| General information | 3 |
| Economy and finance | 3 |
| Population | 5 |
| Health | 7 |
| Education | 7 |
| Labour force | 7 |
| Living conditions | 9 |
| Manufacturing | 9 |
| Agriculture and forestry | 9 |
| Foreign trade | 10 |
| Transport | 12 |
| Environment and energy | 12 |
| Science, research and technology | 13 |
| Sources | 13 |




General information

Capital city
Luxembourg

Official language
**Luxembourgish, German,
French**

Currency
Euro

Land area in relation to Germany
km²



Source: WB-WDI



Economy and finance

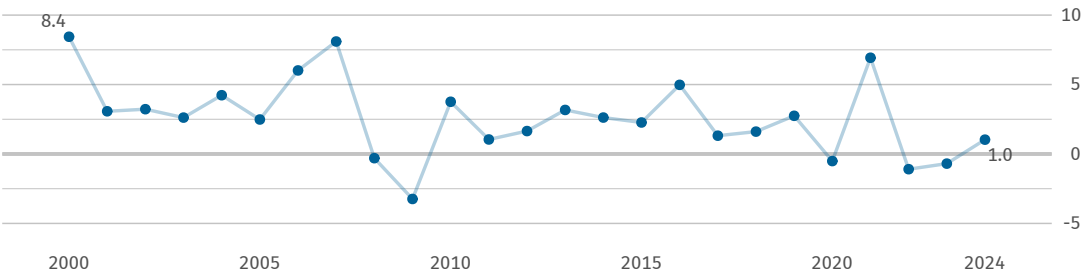
Gross domestic product
(GDP), total
bn US\$
93
(2024)
Source: IMF-WEO

GDP,
real change
% since 2000
+74
(2024)
Source: IMF-WEO*

GDP
per capita
US\$
138,634
(2024)
Source: IMF-WEO

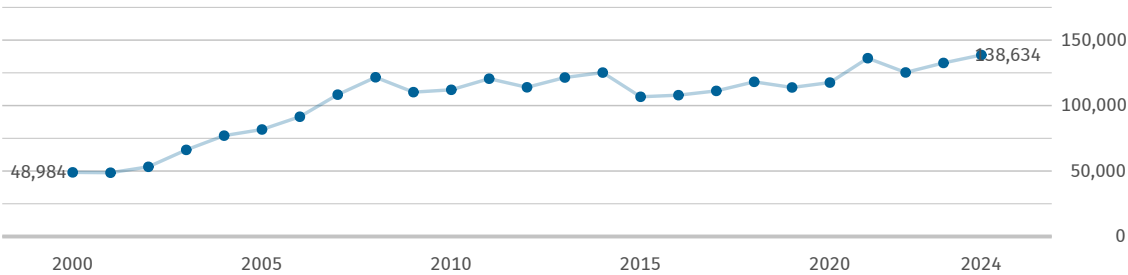
GDP
per capita
internat. US\$
149,583
(2024)
Source: IMF-WEO

Gross domestic product, real change
% on previous year



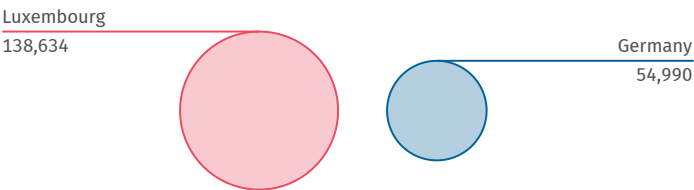
Source: IMF-WEO

Gross domestic product per capita
US\$



Source: IMF-WEO

Gross domestic product per capita in relation to Germany, 2024
US\$



Source: IMF-WEO

Inflation rate
(change of consumer
price index)
% on previous year

+2.1
(2024)

Source: IMF-IFS

General government
gross debt

% of GDP
26.0
(2024)

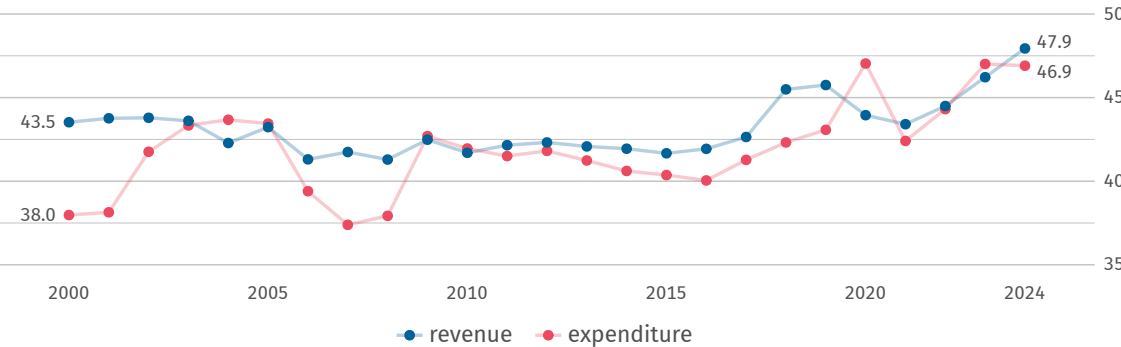
Source: IMF-WEO

General government
net lending / borrowing

% of GDP
+1.0
(2024)

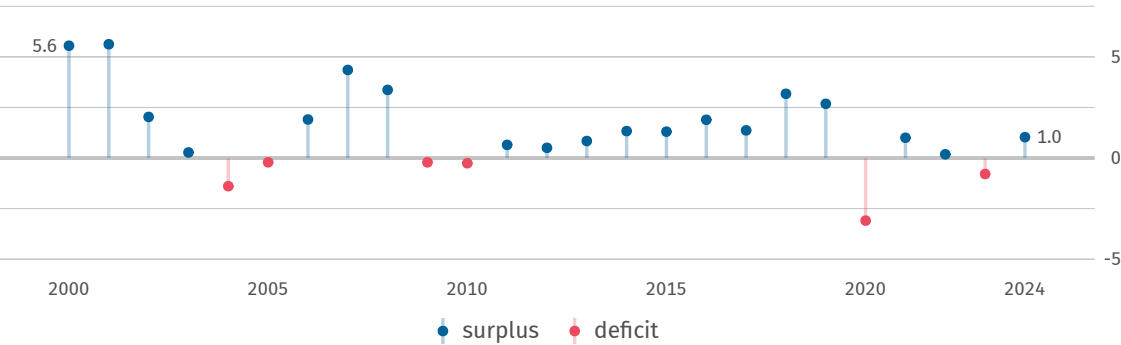
Source: IMF-WEO

General government revenue and expenditure
% of GDP



Source: IMF-WEO

General government net lending / borrowing
% of GDP



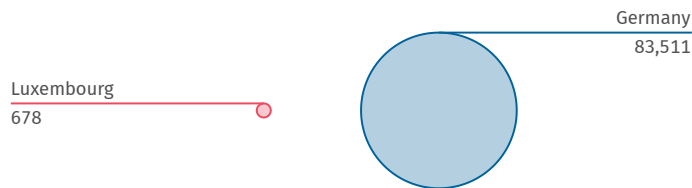
Source: IMF-WEO

| | | | |
|--|---|---|--|
| Foreign direct investment (FDI): inward stocks bn US\$ 1,184 (2023) Source: UNCTAD | Foreign direct investment (FDI): outward stocks bn US\$ 1,679 (2023) Source: UNCTAD | Foreign direct investment (FDI): net flow, inward bn US\$ -63 (2023) Source: UNCTAD | Foreign direct investment (FDI): net flow, outward bn US\$ -24 (2023) Source: UNCTAD |
|--|---|---|--|

Population

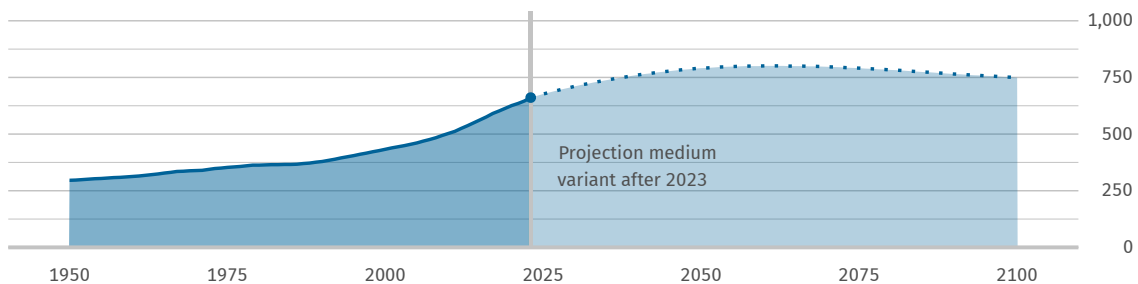
| | | | |
|---|---|--|--|
| Population total 1,000 678 (2024) Source: WB-WDI | Population density inhabitants per km² 254 (2022) Source: WB-WDI | Life expectancy at birth (women) years 85.1 (2023) Source: WB-WDI | Life expectancy at birth (men) years 81.7 (2023) Source: WB-WDI |
|---|---|--|--|

Population in relation to Germany, 2024
1,000



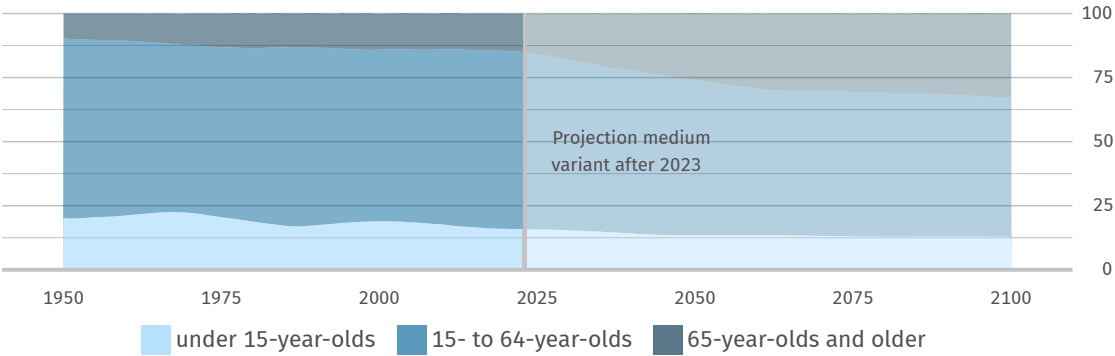
Source: WB-WDI

Population
1,000



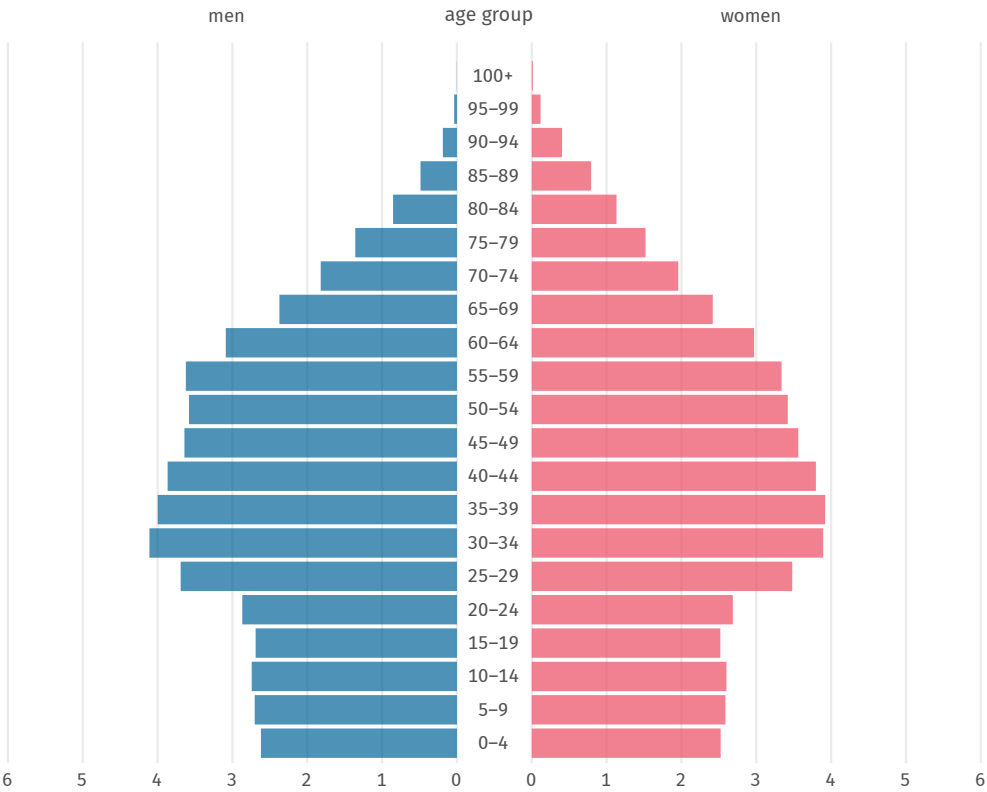
Source: UN-POP

Population by age group
proportion, %



Source: UN-POP

Population pyramid, 2024
% of total population



Source: UN-POP



Health

| | | | |
|--|--|---|--|
| Practising physicians per 1,000 inhabitants 3.0 (2017) Source: WHO | Hospital beds per 1,000 inhabitants 4.1 (2021) Source: WHO | Prevalence of raised blood pressure % 21.5 (2019) Source: WHO | Prevalence of obesity (BMI >= 30) % 18.4 (2022) Source: WHO |
|--|--|---|--|



Education

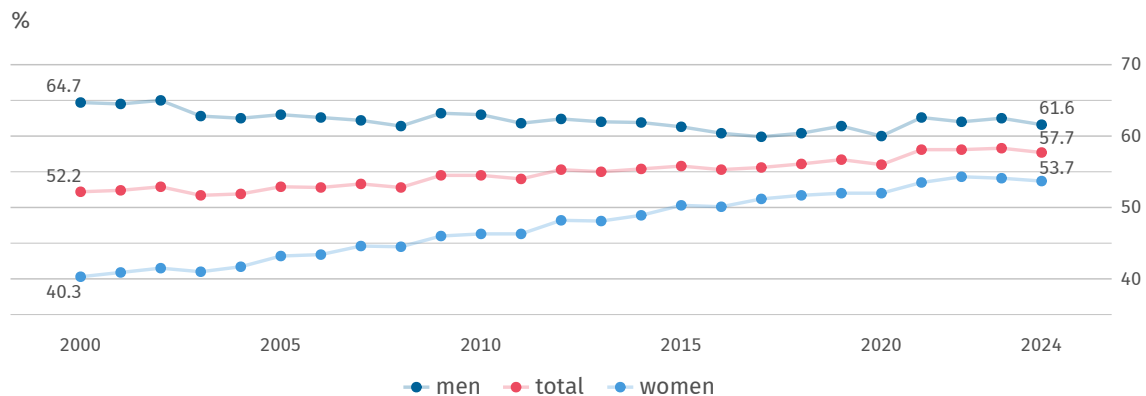
| | | | |
|--|--|--|--|
| Government expenditure on education % of GDP 4.7 (2022) Source: UNESCO | Pupil-teacher ratio (primary education) number 8.3 (2016) Source: UNESCO | Pupil-teacher ratio (secondary education) number 8.8 (2016) Source: UNESCO | Students (tertiary education) per 100,000 inhabitants 1,184 (2022) Source: UNESCO* |
|--|--|--|--|



Labour force

| | | | |
|--|--|--|---|
| Employment rate (persons aged 15+) % 57.7 (2024) Source: ILOSTAT | Labour force (persons aged 15+) 1,000 348 (2024) Source: ILOSTAT | Labour force participation rate (persons aged 15+) % 61.3 (2024) Source: ILOSTAT | Self-employment (persons aged 15+) % 9.9 (2023) Source: ILOSTAT |
|--|--|--|---|

Employment rate (persons aged 15+)



Employment and gross value added by sector, 2023

%

Employment



Gross value added



■ agriculture, forestry, fisheries ■ industry ■ services ■ not specified

Source for employment: ILOSTAT
Source for gross value added: UNSD

Unemployment rate
(persons aged 15+)

%

5.9

(2024)

Source: ILOSTAT

Unemployment rate
(persons aged 15 to 24)

%

20.2

(2024)

Source: ILOSTAT

Long-term unemployment rate
(persons aged 15+)

% of unemployed persons

29.9

(2023)

Source: ILOSTAT

Unemployment rate and youth unemployment rate

%



● youth unemployment rate (persons aged 15 to 24) ● unemployment rate (persons aged 15+)

Source: ILOSTAT

Living conditions

Human Development Index (HDI)

value (0 low to 1 high)

0.922

(2023)

Source: UNDP

Human Development Index (HDI)

rank (of 193 countries)

25

(2023)

Source: UNDP

Income distribution: Gini coefficient

value (0 to 100; 0=equal distribution)

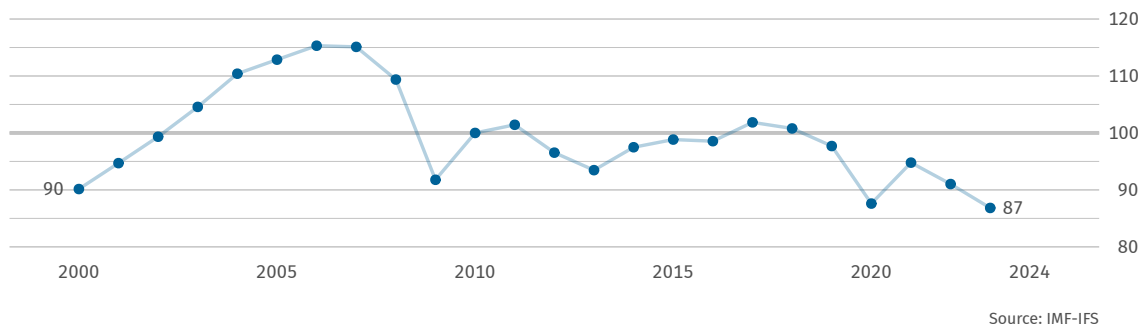
34.1

(2022)

Source: WB-WDI

Manufacturing

Index of industrial production 2010=100



Agriculture and forestry

Change in agricultural production

% since 2000

+30

(2023)

Source: FAO*

Agricultural land

% of land area

51.7

(2023)

Source: FAO*

Forest area

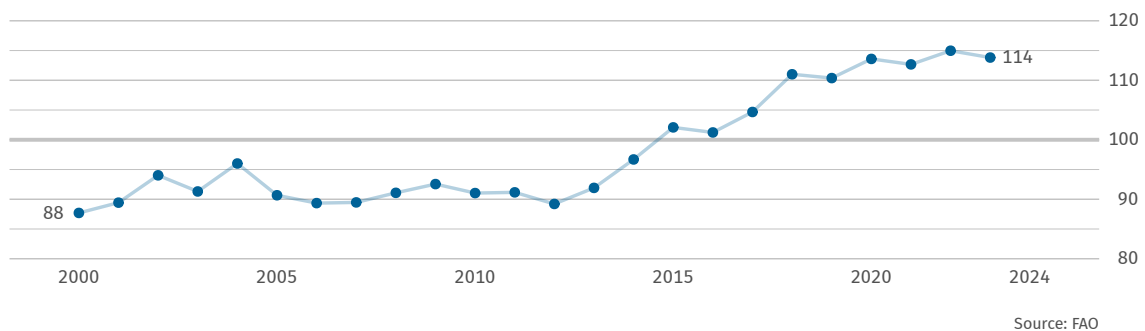
% of land area

34.5

(2023)

Source: FAO*

Index of agricultural production 2014 to 2016 = 100



Foreign trade

Export of goods

bn US\$

15.636

(2024)

Source: UN Comtrade

Import of goods

bn US\$

24.908

(2024)

Source: UN Comtrade

Trade balance, goods

bn US\$

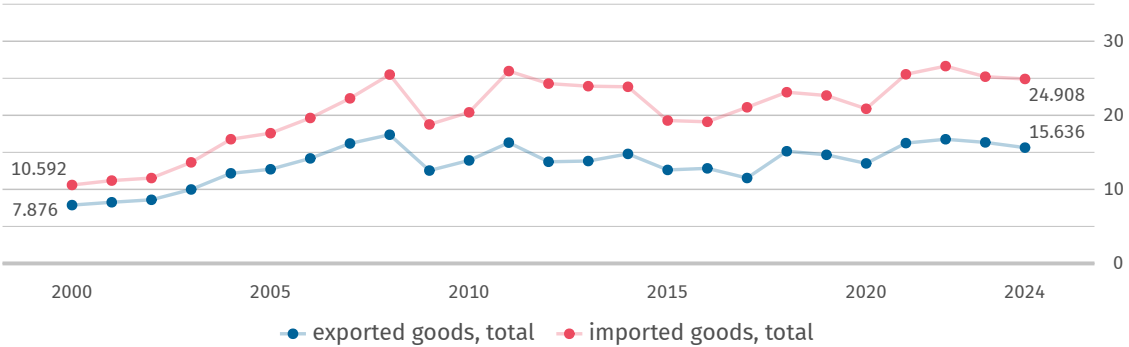
-9.272

(2024)

Source: UN Comtrade*

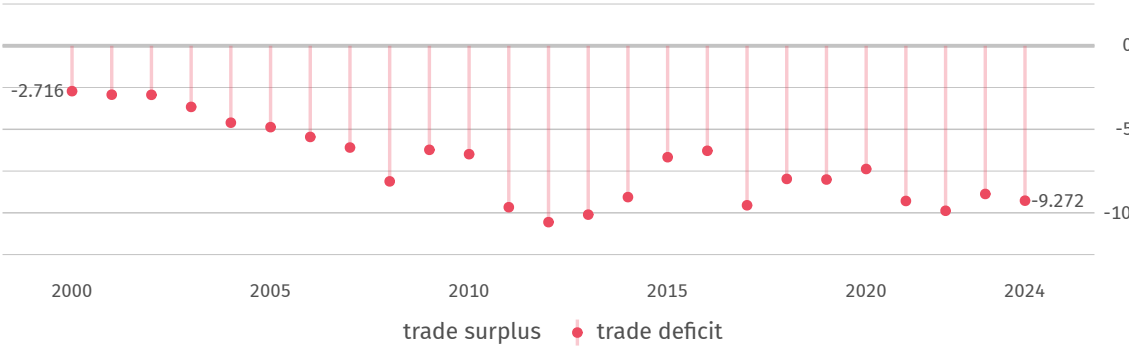
Export and import of goods

bn US\$



Foreign trade balance

bn US\$



Goods exported to Germany

mn US\$

3,899

(2024)

Source: UN Comtrade

Goods exported to Germany

% of all goods exported

24.9

(2024)

Source: UN Comtrade*

Goods imported from Germany

mn US\$

5,903

(2024)

Source: UN Comtrade

Goods imported from Germany

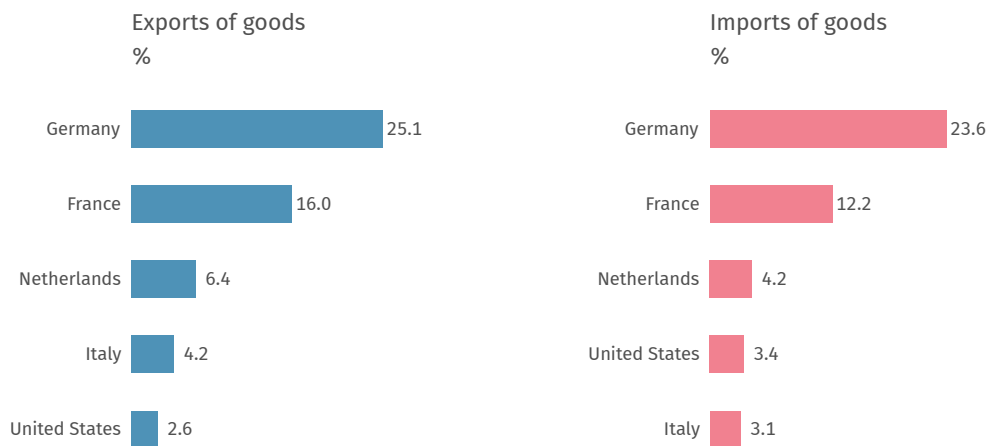
% of all goods imported

23.7

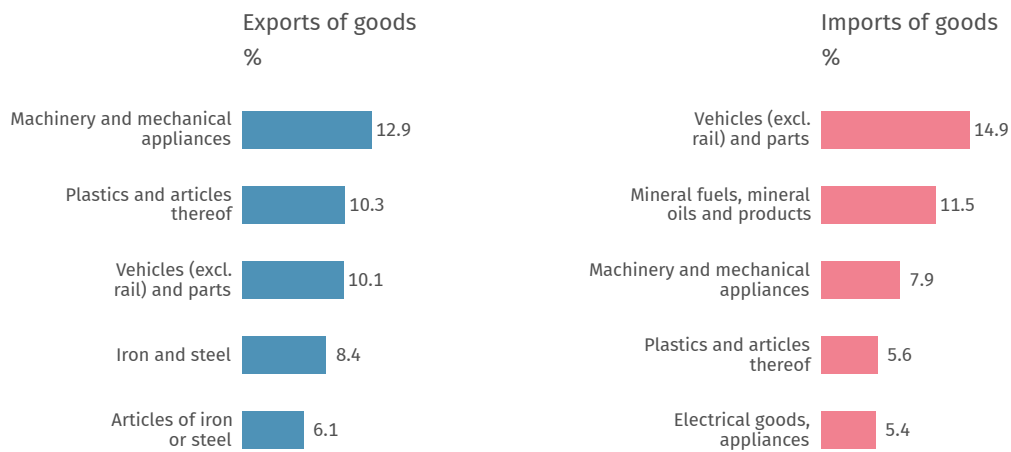
(2024)

Source: UN Comtrade*

Main trading partners, 2024



Main commodities traded, 2024




Source: UN Comtrade*

Classification of commodities: Harmonized Commodity Description and Coding Systems (HS2).

Transport

| | | |
|--|--|---|
| Passenger cars per 1,000 inhabitants 669 (2015) Source: OICA* | Total rail network km per 1 mn inhabitants 423 (2021) Source: WB-WDI* | Air transport, passengers per 1,000 inhabitants 1,690 (2021) Source: WB-WDI* |
|--|--|---|

Pump price for gasoline in relation to Germany
US\$ per litre

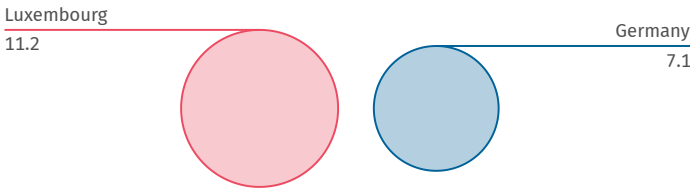


Source: GPP, 2025-09-08

Environment and energy

| | | | |
|---|---|--|--|
| Carbon dioxide emissions tonnes per capita 11.2 (2023) Source: EDGAR | Total primary energy supply kg oil equivalent per capita 4,657 (2023) Source: WB-WDI | Gross electricity consumption kWh per capita 11,168 (2023) Source: WB-WDI | Renewable energy % of total final energy consumption 20.5 (2021) Source: WB-WDI |
|---|---|--|--|

Carbon dioxide emissions in relation to Germany, 2023
tonnes per capita



Source: EDGAR



Science, research and technology

Gross domestic
expenditure on R&D

% of GDP

1.0

(2022)

Source: UNESCO

Researchers

per 1 mn inhabitants

4,879

(2022)

Source: UNESCO

Resident patent
applications

per 1 mn inhabitants

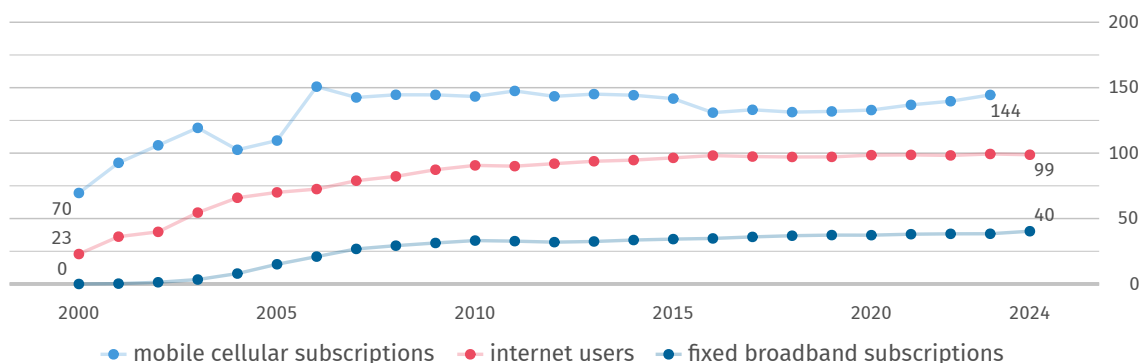
876

(2019)

Source: WIPO

Dissemination of communication technology

per 100 inhabitants



Source: ITU



Sources

| | |
|-------------|---|
| EDGAR | Emissions Database for Global Atmospheric Research, European Commission |
| FAO | United Nations, Food and Agricultural Organization |
| GPP | GlobalPetrolPrices.com |
| ILOSTAT | International Labour Organization, ILOSTAT - Database |
| IMF-IFS | International Monetary Fund, International Financial Statistics |
| IMF-WEO | International Monetary Fund, World Economic Outlook |
| ITU | United Nations, International Telecommunication Union |
| OICA | International Organization of Motor Vehicle Manufacturers |
| UN Comtrade | United Nations, Comtrade Database |
| UNCTAD | United Nations, Conference on Trade and Development |
| UNDP | United Nations Development Programme |
| UNESCO | United Nations, Educational, Scientific and Cultural Organization |
| UNPOP | United Nations, Population Division |
| UNSD | United Nations, Statistics Division |
| WB-WDI | World Bank, World Development Indicators |
| WHO | World Health Organization, Global Health Observatory |
| WIPO | World Intellectual Property Organization |

* Own calculations based on the original data source.

©nanoline icons by vuuuds + Caviar-Premium Icons by Neway Lau, CreativMarket / own adaptation

Statistical country profiles on all UN Member States: www.destatis.de/countryprofiles