

Afghanistan

Statistical Country Profile



Edition 09/2025

This country profile is based on international sources.

Publication date: Tuesday 16th September, 2025

Contact us: www.destatis.de/contact
Phone: +49 611 75 2405

Contents

| | |
|--|----|
| General information | 3 |
| Economy and finance | 3 |
| Population | 5 |
| Health | 7 |
| Education | 7 |
| Labour force | 7 |
| Living conditions | 9 |
| Manufacturing | 9 |
| Agriculture and forestry | 9 |
| Foreign trade | 10 |
| Transport | 12 |
| Environment and energy | 12 |
| Science, research and technology | 13 |
| Sources | 13 |



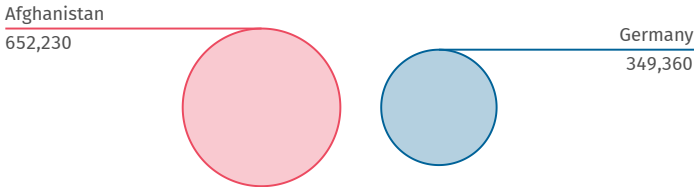
General information

Capital city
Kabul

Official language
**Afghan Persian or Dari,
Pashto**

Currency
Afghani

Land area in relation to Germany
km²



Source: WB-WDI



Economy and finance

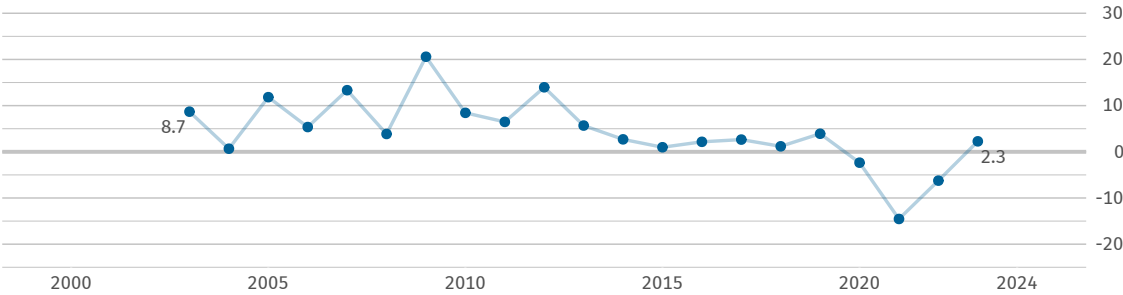
Gross domestic product
(GDP), total
bn US\$
17
(2023)
Source: IMF-WEO

GDP,
real change
% since 2000
+133
(2023)
Source: IMF-WEO*

GDP
per capita
US\$
409
(2023)
Source: IMF-WEO

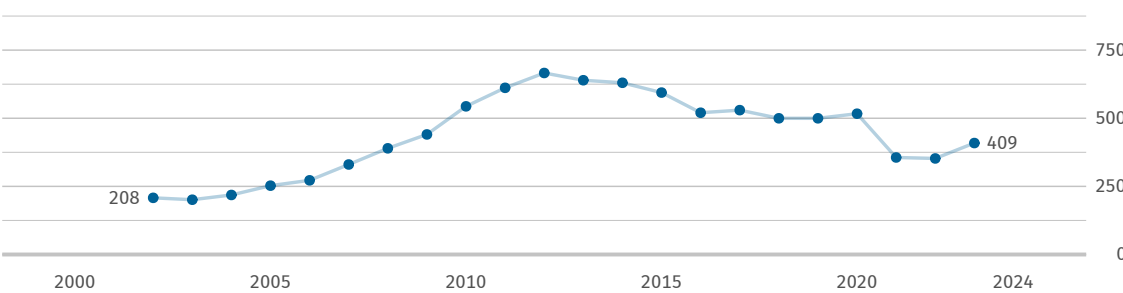
GDP
per capita
internat. US\$
2,164
(2023)
Source: IMF-WEO

Gross domestic product, real change
% on previous year



Source: IMF-WEO

Gross domestic product per capita
US\$



Source: IMF-WEO

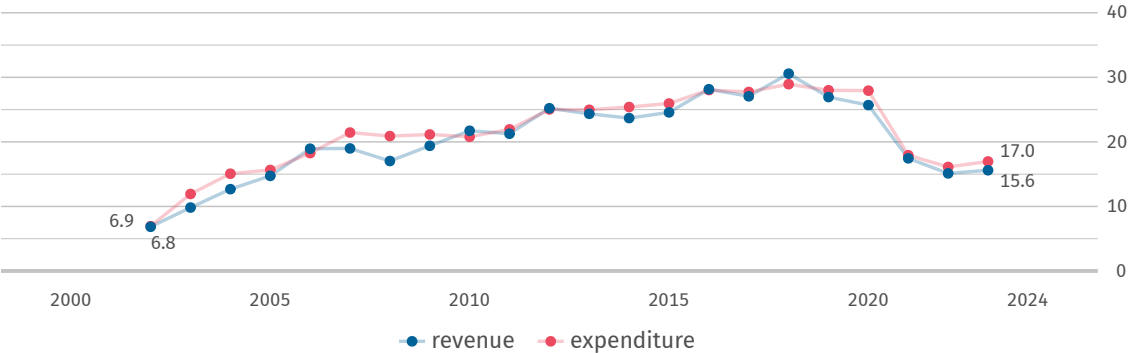
Gross domestic product per capita in relation to Germany,
US\$

No data

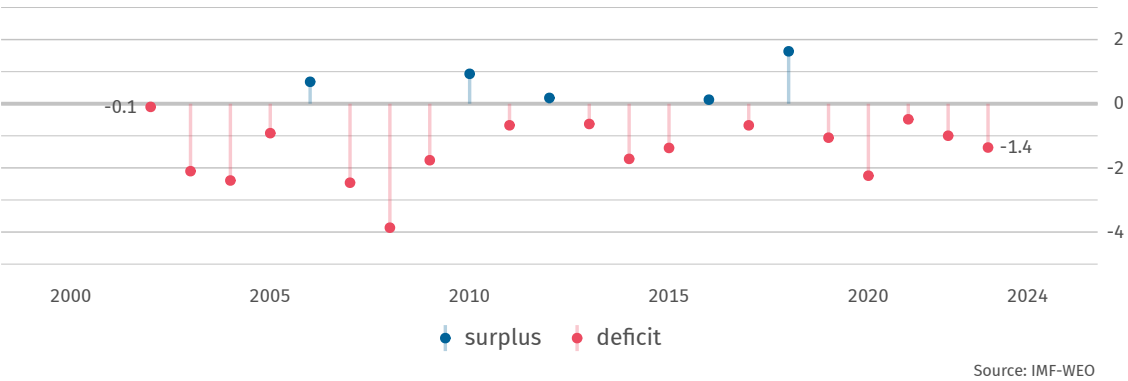
Source: IMF-WEO

| Inflation rate (change of consumer price index) % on previous year | General government gross debt % of GDP | General government net lending / borrowing % of GDP |
|--|---|--|
| -6.6 (2024) | 8.3 (2023) | -1.4 (2023) |
| Source: IMF-IFS | Source: IMF-WEO | Source: IMF-WEO |

General government revenue and expenditure
% of GDP



General government net lending / borrowing
% of GDP

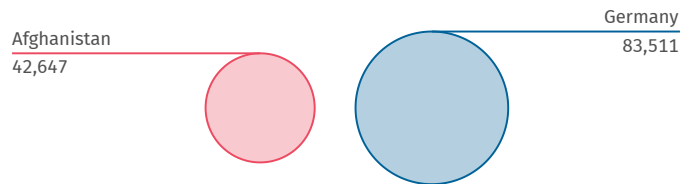


| | | | |
|--|---|---|--|
| Foreign direct investment (FDI): inward stocks bn US\$ 1.613 (2023) Source: UNCTAD | Foreign direct investment (FDI): outward stocks bn US\$ 0.165 (2023) Source: UNCTAD | Foreign direct investment (FDI): net flow, inward bn US\$ 0.021 (2021) Source: UNCTAD | Foreign direct investment (FDI): net flow, outward bn US\$ 0.031 (2021) Source: UNCTAD |
|--|---|---|--|

Population

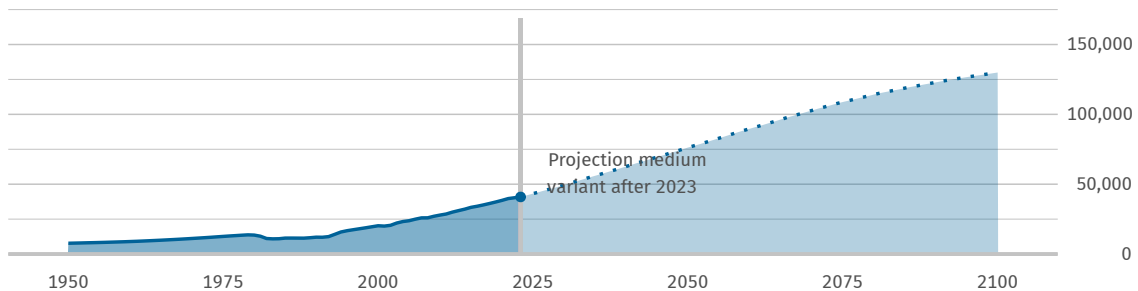
| | | | |
|---|---|---|---|
| Population total 1,000 42,647 (2024) Source: WB-WDI | Population density inhabitants per km ² 62 (2022) Source: WB-WDI | Life expectancy at birth (women) years 67.5 (2023) Source: WB-WDI | Life expectancy at birth (men) years 64.5 (2023) Source: WB-WDI |
|---|---|---|---|

Population in relation to Germany, 2024
1,000



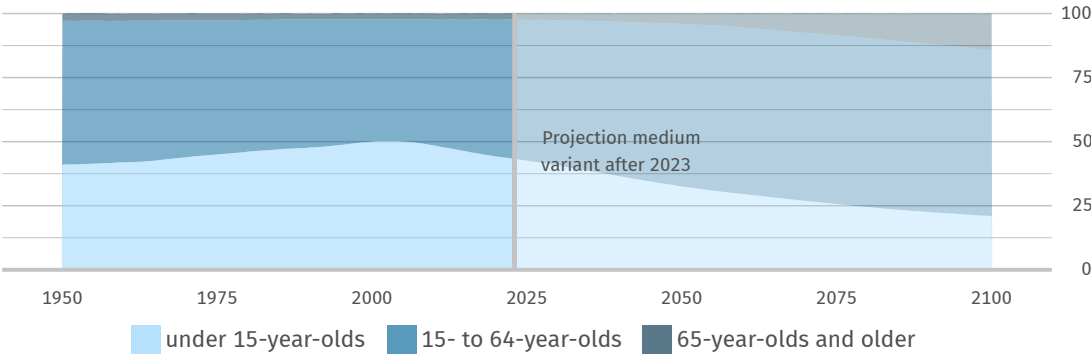
Source: WB-WDI

Population
1,000



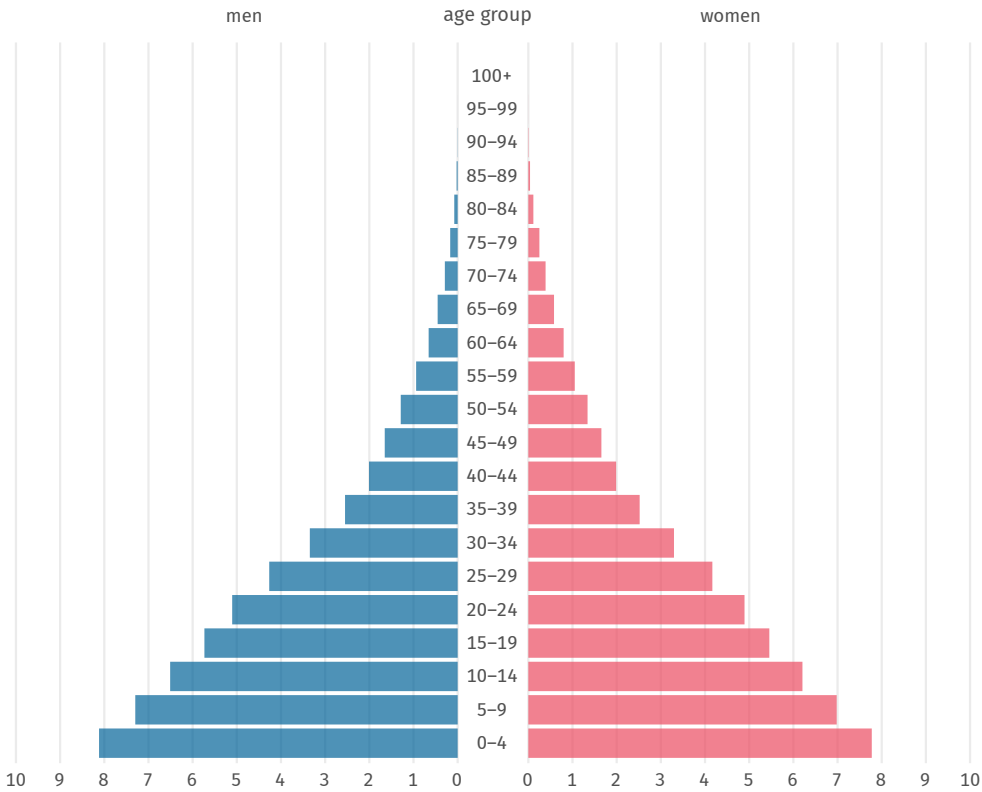
Source: UN-POP

Population by age group
proportion, %



Source: UN-POP

Population pyramid, 2024
% of total population



Source: UN-POP



Health

| | | | |
|--|--|---|--|
| Practising physicians per 1,000 inhabitants 0.3 (2020) Source: WHO | Hospital beds per 1,000 inhabitants 0.4 (2021) Source: WHO | Prevalence of raised blood pressure % 34.6 (2019) Source: WHO | Prevalence of obesity (BMI >= 30) % 19.2 (2022) Source: WHO |
|--|--|---|--|



Education

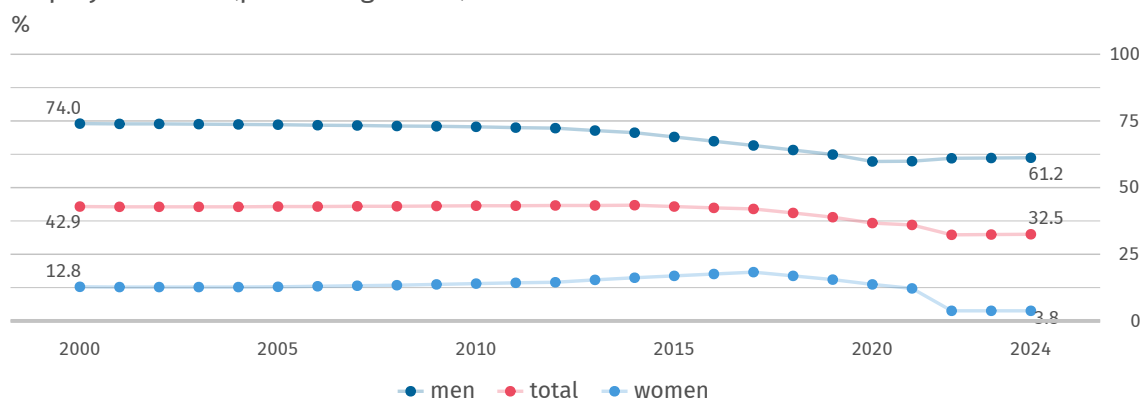
| | | | |
|--|---|---|--|
| Government expenditure on education % of GDP 2.9 (2020) Source: UNESCO | Pupil-teacher ratio (primary education) number 60.4 (2019) Source: UNESCO | Pupil-teacher ratio (secondary education) number 42.1 (2018) Source: UNESCO | Students (tertiary education) per 100,000 inhabitants 1,103 (2020) Source: UNESCO* |
|--|---|---|--|



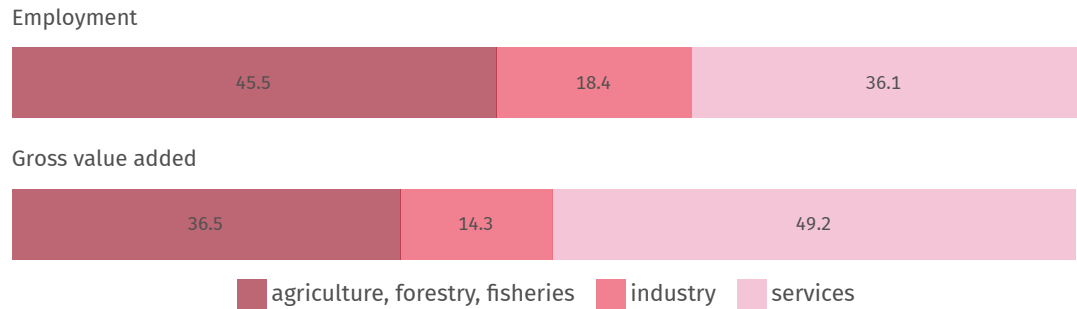
Labour force

| | | | |
|--|--|--|--|
| Employment rate (persons aged 15+) % 32.5 (2024) Source: ILOSTAT | Labour force (persons aged 15+) 1,000 9,133 (2024) Source: ILOSTAT | Labour force participation rate (persons aged 15+) % 37.5 (2024) Source: ILOSTAT | Self-employment (persons aged 15+) % 81.7 (2023) Source: ILOSTAT |
|--|--|--|--|

Employment rate (persons aged 15+)



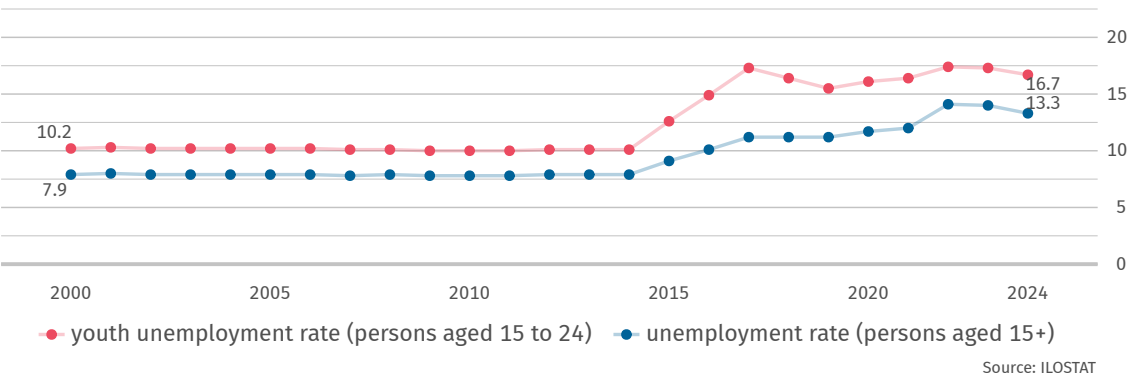
Employment and gross value added by sector, 2023



Source for employment: ILOSTAT
Source for gross value added: UNSD

| | | |
|--|---|--|
| Unemployment rate (persons aged 15+) % 13.3 (2024) Source: ILOSTAT | Unemployment rate (persons aged 15 to 24) % 16.7 (2024) Source: ILOSTAT | Long-term unemployment rate (persons aged 15+) % of unemployed persons 26.6 (2021) Source: ILOSTAT |
|--|---|--|

Unemployment rate and youth unemployment rate





Living conditions

Human Development
Index (HDI)

value (0 low to 1 high)

0.496

(2023)

Source: UNDP

Human Development
Index (HDI)

rank (of 193 countries)

181

(2023)

Source: UNDP

Income distribution:
Gini coefficient

value (0 to 100; 0=equal distribution)

27.8

(2008)

Source: WB-WDI



Manufacturing

Index of industrial production
2010=100

No data

Source: IMF-IFS



Agriculture and forestry

Change in agricultural
production

% since 2000

+69

(2023)

Source: FAO*

Agricultural
land

% of land area

58.4

(2023)

Source: FAO*

Forest
area

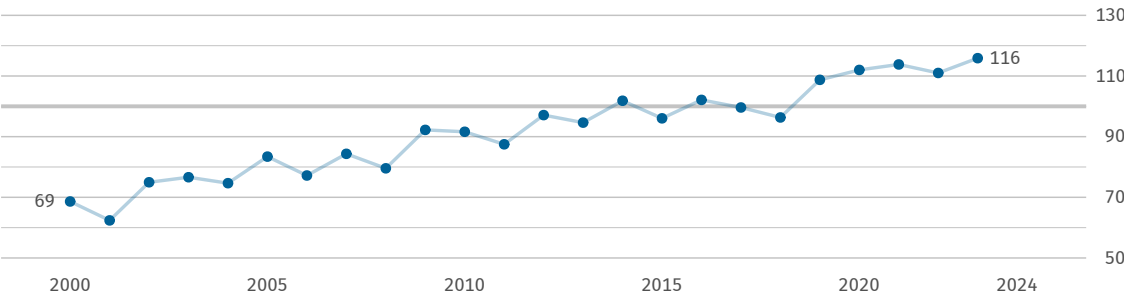
% of land area

1.9

(2023)

Source: FAO*

Index of agricultural production
2014 to 2016 = 100



Source: FAO



Foreign trade

Export of goods

bn US\$
0.870
(2019)

Source: UN Comtrade

Import of goods

bn US\$
8.568
(2019)

Source: UN Comtrade

Trade balance, goods

bn US\$
-7.698
(2019)

Source: UN Comtrade*

Export and import of goods

bn US\$



Source: UN Comtrade

Foreign trade balance

bn US\$



Source: UN Comtrade

Goods exported to Germany

mn US\$
11.7
(2019)

Source: UN Comtrade

Goods exported to Germany

% of all goods exported
1.3
(2019)

Source: UN Comtrade*

Goods imported from Germany

mn US\$
89.7
(2019)

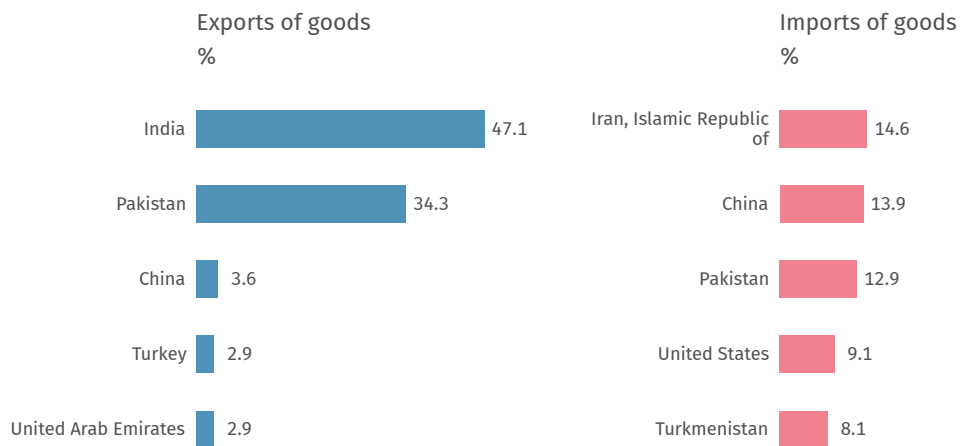
Source: UN Comtrade

Goods imported from Germany

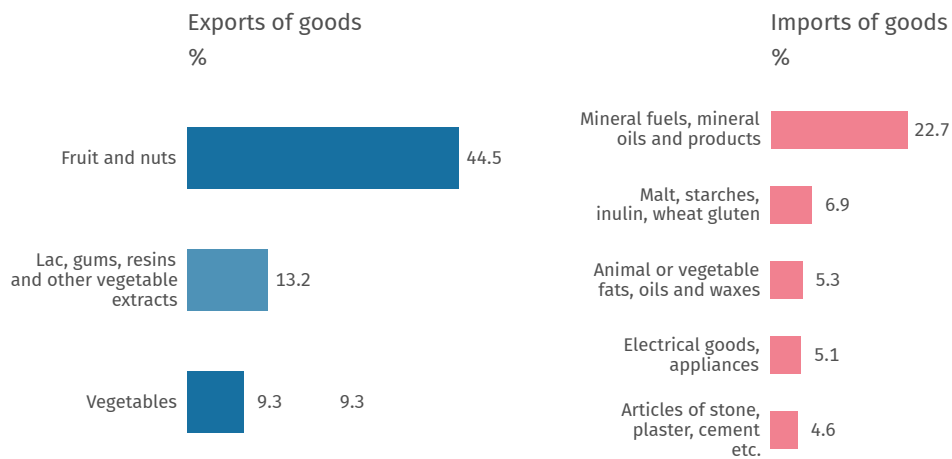
% of all goods imported
1.0
(2019)

Source: UN Comtrade*

Main trading partners, 2019



Main commodities traded, 2019



Source: UN Comtrade*

Classification of commodities: Harmonized Commodity Description and Coding Systems (HS2).



Transport

Passenger cars
per 1,000 inhabitants

34

(2015)

Source: OICA*

Total rail network
km per 1 mn inhabitants

No data

Source: WB-WDI*


Air transport, passengers
per 1,000 inhabitants

7

(2021)

Source: WB-WDI*

Pump price for gasoline in relation to Germany
US\$ per litre



Source: GPP, 2025-09-08



Environment and energy

Carbon dioxide
emissions
tonnes per capita

0.2

(2023)

Source: EDGAR

Total primary
energy supply
kg oil equivalent per capita

No data

Source: WB-WDI

Gross electricity
consumption
kWh per capita

No data

Source: WB-WDI

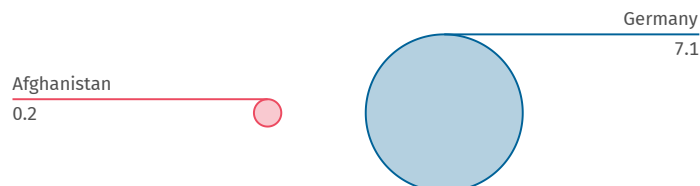
Renewable
energy
% of total final energy
consumption

20.0

(2022)

Source: WB-WDI

Carbon dioxide emissions in relation to Germany, 2023
tonnes per capita



Source: EDGAR



Science, research and technology

Gross domestic
expenditure on R&D

% of GDP
No data

Source: UNESCO

Researchers

per 1 mn inhabitants
No data

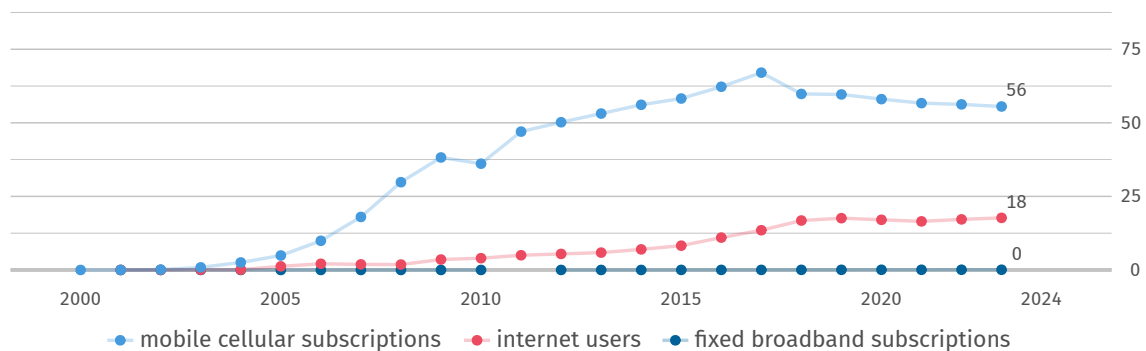
Source: UNESCO

Resident patent
applications

per 1 mn inhabitants
No data

Source: WIPO

Dissemination of communication technology
per 100 inhabitants



2011: Missing data. Source: ITU



Sources

| | |
|-------------|---|
| EDGAR | Emissions Database for Global Atmospheric Research, European Commission |
| FAO | United Nations, Food and Agricultural Organization |
| GPP | GlobalPetrolPrices.com |
| ILOSTAT | International Labour Organization, ILOSTAT - Database |
| IMF-IFS | International Monetary Fund, International Financial Statistics |
| IMF-WEO | International Monetary Fund, World Economic Outlook |
| ITU | United Nations, International Telecommunication Union |
| OICA | International Organization of Motor Vehicle Manufacturers |
| UN Comtrade | United Nations, Comtrade Database |
| UNCTAD | United Nations, Conference on Trade and Development |
| UNDP | United Nations Development Programme |
| UNESCO | United Nations, Educational, Scientific and Cultural Organization |
| UNPOP | United Nations, Population Division |
| UNSD | United Nations, Statistics Division |
| WB-WDI | World Bank, World Development Indicators |
| WHO | World Health Organization, Global Health Observatory |
| WIPO | World Intellectual Property Organization |

* Own calculations based on the original data source.

©nanoline icons by vuuuds + Caviar-Premium Icons by Neway Lau, CreativMarket / own adaptation

Statistical country profiles on all UN Member States: www.destatis.de/countryprofiles