

Palau

Statistical Country Profile



Edition 08/2024

Publication date: 05 August 2024

Contact us: www.destatis.de/contact

Phone: +49 611 75 2405

© Federal Statistical Office of Germany (Destatis), 2024

Reproduction and distribution, also of parts, are permitted, provided that the source is mentioned.

Contents


General information	3
Economy and finance	3
Population	5
Health	7
Education	7
Labour force	7
Living conditions	9
Manufacturing	9
Agriculture and forestry	9
Foreign trade	10
Transport	12
Environment and energy	12
Science, research and technology	13
Sources	13



General information

Capital city Melekeok	Official language Palauan, English	Currency United States Dollar
---------------------------------	----------------------------------------------	-----------------------------------------

Land area in relation to Germany
km²



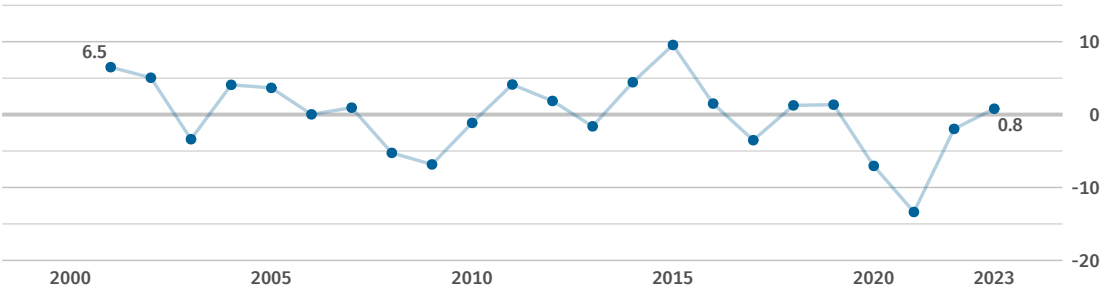
Source: WB-WDI



Economy and finance

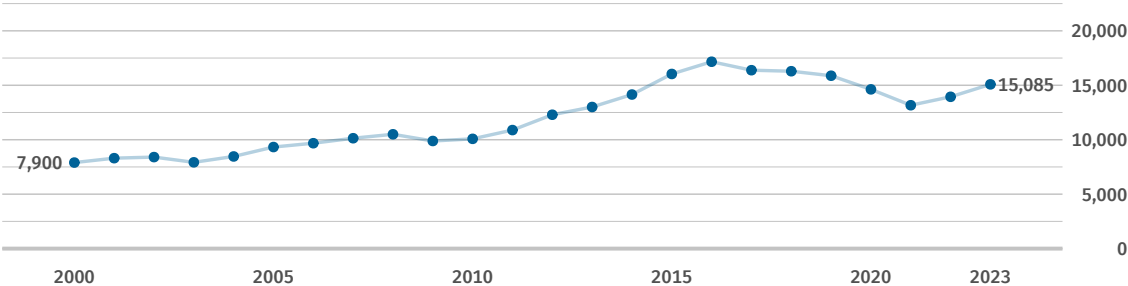
Gross domestic product (GDP), total bn US\$ 0.267 (2023) Source: IMF-WEO	GDP, real change % since 2000 -2 (2023) Source: IMF-WEO*	GDP per capita US\$ 15,085 (2023) Source: IMF-WEO	GDP per capita internat. US\$ 15,089 (2023) Source: IMF-WEO
------------------------------------------------------------------------------------------------	--------------------------------------------------------------------------------	-------------------------------------------------------------------------	-----------------------------------------------------------------------------------

Gross domestic product, real change
% on previous year



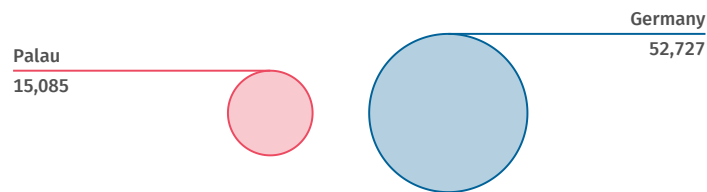
Source: IMF-WEO

Gross domestic product per capita
US\$



Source: IMF-WEO

Gross domestic product per capita in relation to Germany, 2023 US\$



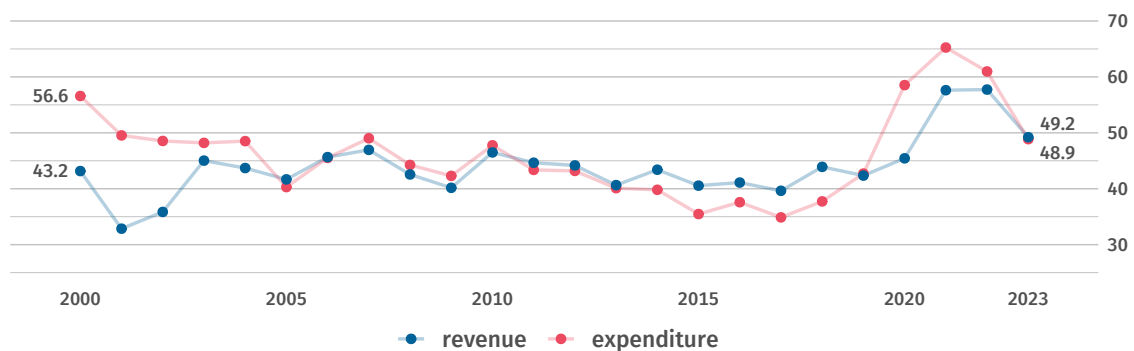
Source: IMF-WEO

Inflation rate
(change of consumer
price index)
% on previous year
+12.7
(2023)
Source: IMF-IFS

General government
gross debt
% of GDP
85.5
(2023)
Source: IMF-WEO

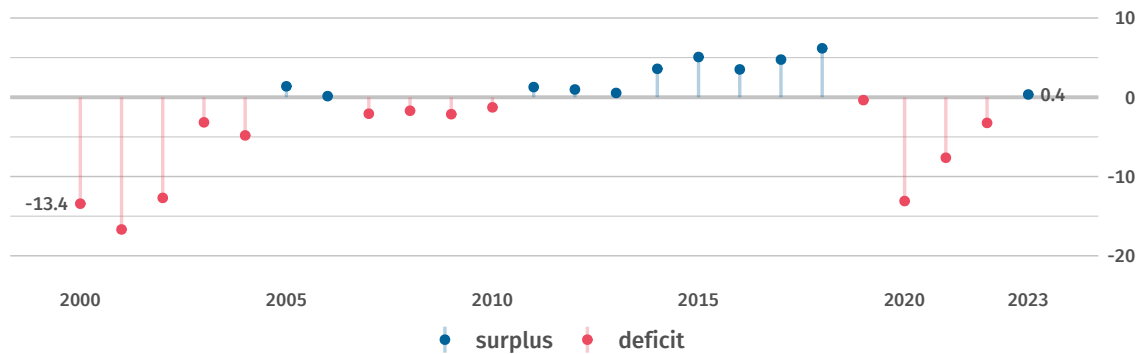
General government
net lending / borrowing
% of GDP
+0.4
(2023)
Source: IMF-WEO

General government revenue and expenditure % of GDP



Source: IMF-WEO

General government net lending / borrowing % of GDP



Source: IMF-WEO

Foreign direct investment (FDI):
inward stocks

bn US\$
0.659
(2022)

Source: UNCTAD

Foreign direct investment (FDI):
outward stocks

bn US\$
No data

Source: UNCTAD

Foreign direct investment (FDI):
net flow, inward

bn US\$
0.058
(2022)

Source: UNCTAD

Foreign direct investment (FDI):
net flow, outward

bn US\$
0.001
(2018)

Source: UNCTAD



Population

Population
total

1,000

18
(2023)

Source: WB-WDI

Population
density

inhabitants per km²

39
(2021)

Source: WB-WDI

Life expectancy
at birth (women)

years

72.1
(2005)

Source: WB-WDI

Life expectancy
at birth (men)


years

66.3
(2005)

Source: WB-WDI

Population in relation to Germany, 2023

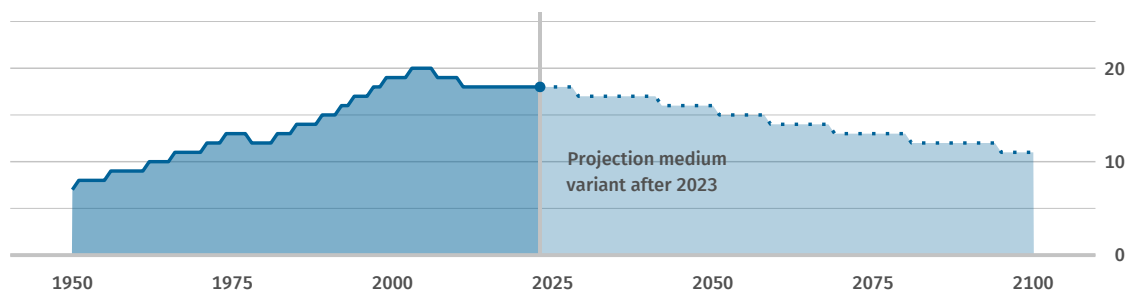
1,000



Source: WB-WDI

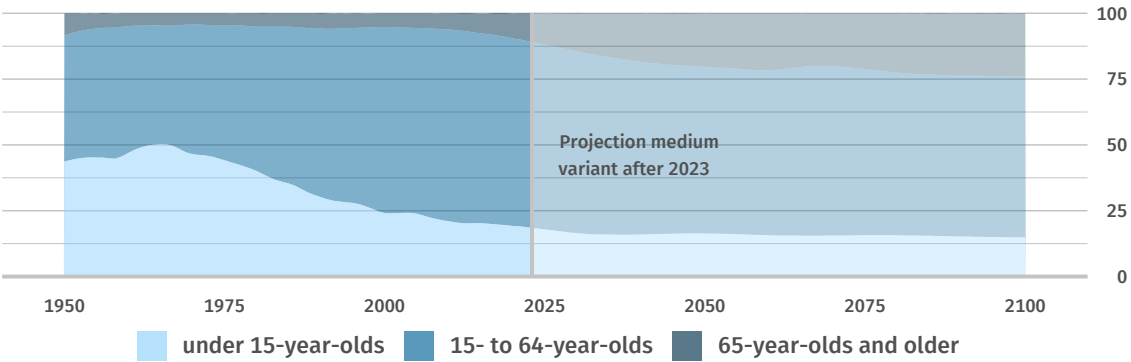
Population

1,000

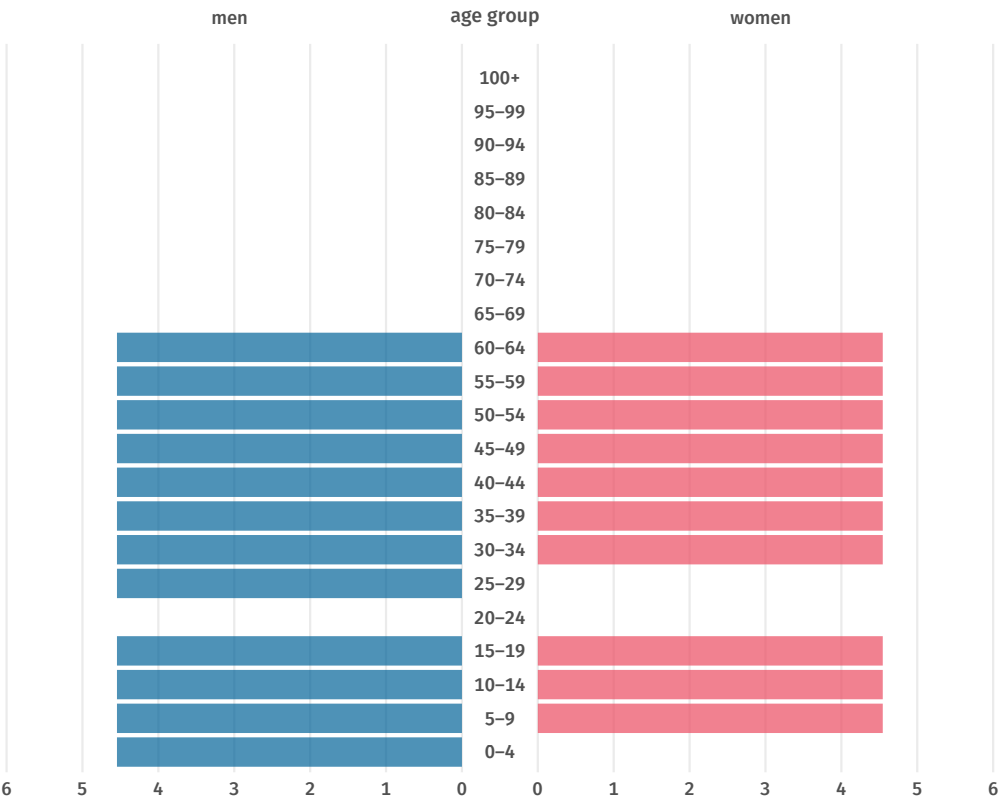


Source: UN-POP

Population by age group
proportion, %



Population pyramid, 2023
% of total population





Health

Practising physicians per 1,000 inhabitants	Hospital beds per 1,000 inhabitants	Prevalence of raised blood pressure %	Prevalence of obesity (BMI >= 30) %
1.8	4.3	38.1	41.1
(2020)	(2010)	(2019)	(2022)
Source: WHO	Source: WHO	Source: WHO	Source: WHO



Education

Government expenditure on education % of GDP	Pupil-teacher ratio (primary education) number	Pupil-teacher ratio (secondary education) number	Students (tertiary education) per 100,000 inhabitants
6.8	14.2	18.8	4,903
(2019)	(2016)	(2016)	(2013)
Source: UNESCO	Source: UNESCO	Source: UNESCO	Source: UNESCO*



Labour force

Employment rate (persons aged 15+)	Labour force (persons aged 15+)	Labour force participation rate (persons aged 15+)	Self-employment (persons aged 15+)
% No data	1,000 No data	% No data	% No data
Source: ILOSTAT	Source: ILOSTAT	Source: ILOSTAT	Source: ILOSTAT

Employment rate (persons aged 15+)

%

No data

Source: ILOSTAT

Employment and gross value added by sector,
%

Employment

No data

Gross value added

No data

Source for employment: ILOSTAT
Source for gross value added: UNSD

Unemployment rate (persons aged 15+) % No data Source: ILOSTAT	Unemployment rate (persons aged 15 to 24) % No data Source: ILOSTAT	Long-term unemployment rate (persons aged 15+) % of unemployed persons No data Source: ILOSTAT
-----------------------------------------------------------------------------------	----------------------------------------------------------------------------------------	-------------------------------------------------------------------------------------------------------------------

Unemployment rate and youth unemployment rate
%

No data

Source: ILOSTAT



Living conditions

Human Development
Index (HDI)

value (0 low to 1 high)

0.797

(2022)

Source: UNDP

Human Development
Index (HDI)

rank (of 193 countries)

71

(2022)

Source: UNDP

Income distribution:
Gini coefficient

value (0 to 100; 0=equal distribution)

No data

Source: WB-WDI



Manufacturing

Index of industrial production
2010=100

No data

Source: IMF-IFS



Agriculture and forestry

Change in agricultural
production

% since 2000

No data

Source: FAO*

Agricultural
land

% of land area

9.3

(2021)

Source: FAO*

Forest
area

% of land area

90.2

(2021)

Source: FAO*

Index of agricultural production
2014 to 2016 = 100

Keine Daten

Source: FAO



Foreign trade

Export of goods

bn US\$

0.009

(2018)

Source: UN Comtrade

Import of goods

bn US\$

0.154

(2018)

Source: UN Comtrade

Trade balance, goods

bn US\$

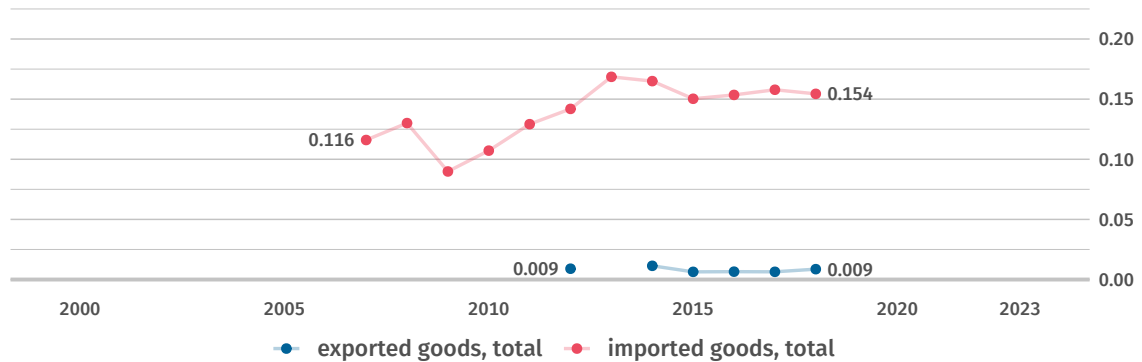
-0.146

(2018)

Source: UN Comtrade*

Export and import of goods

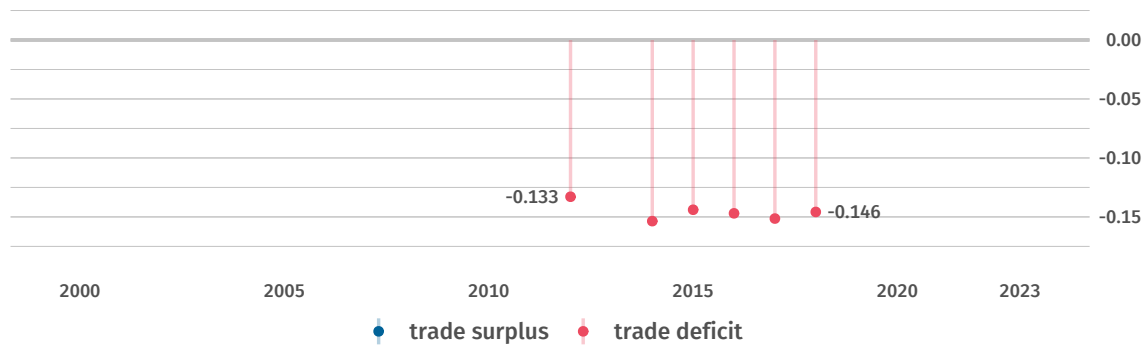
bn US\$



2013: Missing data. Source: UN Comtrade

Foreign trade balance

bn US\$



2013: Missing data. Source: UN Comtrade

Goods exported to Germany

mn US\$

0.0

(2016)

Source: UN Comtrade

Goods exported to Germany

% of all goods exported

0.4

(2016)

Source: UN Comtrade*

Goods imported from Germany

mn US\$

0.5

(2018)

Source: UN Comtrade

Goods imported from Germany

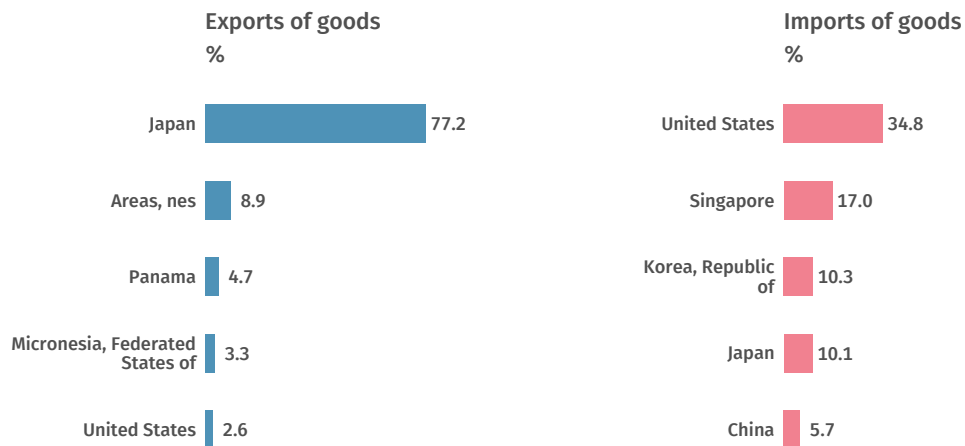
% of all goods imported

0.3

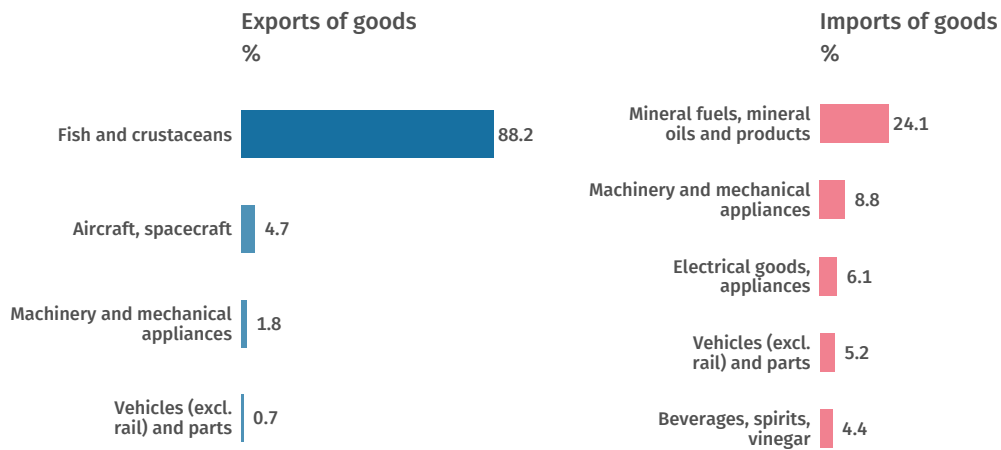
(2018)

Source: UN Comtrade*

Main trading partners, 2018



Main commodities traded, 2018



Source: UN Comtrade*

Classification of commodities: Harmonized Commodity Description and Coding Systems (HS2).

Transport

Passenger cars per 1,000 inhabitants No data Source: OICA*	Total rail network km per 1 mn inhabitants No data Source: WB-WDI*	Air transport, passengers per 1,000 inhabitants No data Source: WB-WDI*
----------------------------------------------------------------------------	------------------------------------------------------------------------------------	-----------------------------------------------------------------------------------------

Pump price for gasoline in relation to Germany US\$ per litre

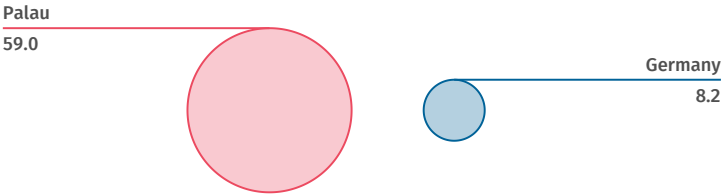
No data

Source: GPP

Environment and energy

Carbon dioxide emissions tonnes per capita 59.0 (2022) Source: EDGAR	Total primary energy supply kg oil equivalent per capita No data Source: WB-WDI	Gross electricity consumption kWh per capita No data Source: WB-WDI	Renewable energy % of total final energy consumption 0.9 (2022) Source: WB-WDI
--------------------------------------------------------------------------------------------	----------------------------------------------------------------------------------------------------	----------------------------------------------------------------------------------------	---------------------------------------------------------------------------------------------------------

Carbon dioxide emissions in relation to Germany, 2022 tonnes per capita



Source: EDGAR



Science, research and technology

Gross domestic
expenditure on R&D

% of GDP
No data

Source: UNESCO

Researchers

per 1 mn inhabitants
No data

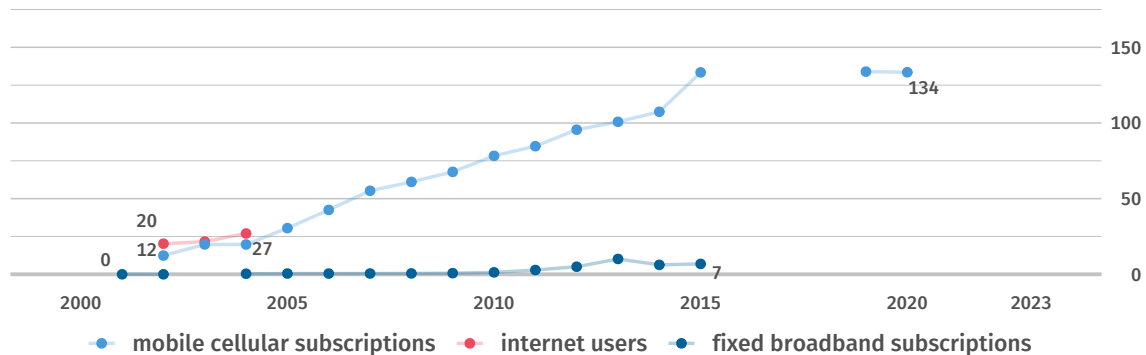
Source: UNESCO

Resident patent
applications

per 1 mn inhabitants
No data

Source: WIPO

Dissemination of communication technology per 100 inhabitants



2003, 2016, 2017, 2018: Missing data. Source: ITU



Sources

EDGAR	Emissions Database for Global Atmospheric Research, European Commission
FAO	United Nations, Food and Agricultural Organization
GPP	GlobalPetrolPrices.com
ILOSTAT	International Labour Organization, ILOSTAT - Database
IMF-IFS	International Monetary Fund, International Financial Statistics
IMF-WEO	International Monetary Fund, World Economic Outlook
ITU	United Nations, International Telecommunication Union
OICA	International Organization of Motor Vehicle Manufacturers
UN Comtrade	United Nations, Comtrade Database
UNCTAD	United Nations, Conference on Trade and Development
UNDP	United Nations Development Programme
UNESCO	United Nations, Educational, Scientific and Cultural Organization
UNPOP	United Nations, Population Division
UNSD	United Nations, Statistics Division
WB-WDI	World Bank, World Development Indicators
WHO	World Health Organization, Global Health Observatory
WIPO	World Intellectual Property Organization

* Own calculations based on the original data source.

©nanoline icons by vuuds + Caviar-Premium Icons by Neway Lau, CreativMarket / own adaptation

Statistical country profiles on all UN Member States: www.destatis.de/countryprofiles