

# Indonesia

## Statistical Country Profile



Edition 08/2024

Publication date: 05 August 2024

Contact us: [www.destatis.de/contact](https://www.destatis.de/contact)  
Phone: +49 611 75 2405

## Contents

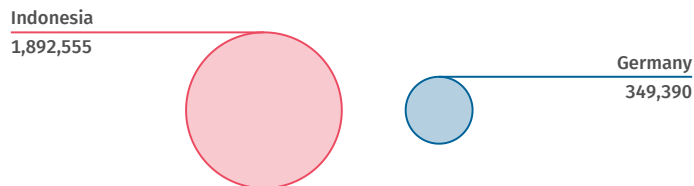
General information .....	3
Economy and finance .....	3
Population .....	5
Health .....	7
Education .....	7
Labour force .....	7
Living conditions .....	9
Manufacturing .....	9
Agriculture and forestry .....	9
Foreign trade .....	10
Transport .....	12
Environment and energy .....	12
Science, research and technology .....	13
Sources .....	13



## General information

Capital city <b>Jakarta</b>	Official language <b>Indonesian</b>	Currency <b>Rupiah</b>
--------------------------------	--	---------------------------

### Land area in relation to Germany km²



Source: WB-WDI



## Economy and finance

Gross domestic product  
(GDP), total  
bn US\$

**1,371**

(2023)

Source: IMF-WEO

GDP,  
real change  
% since 2000

**+203**

(2023)

Source: IMF-WEO\*

GDP  
per capita  
US\$

**4,942**

(2023)

Source: IMF-WEO

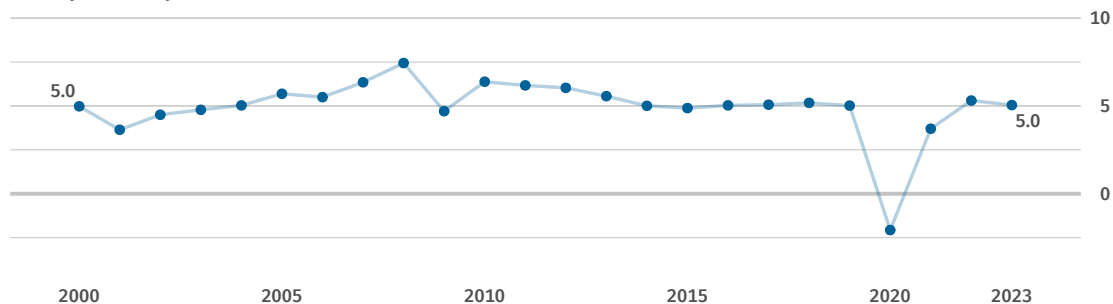
GDP  
per capita  
internat. US\$

**15,829**

(2023)

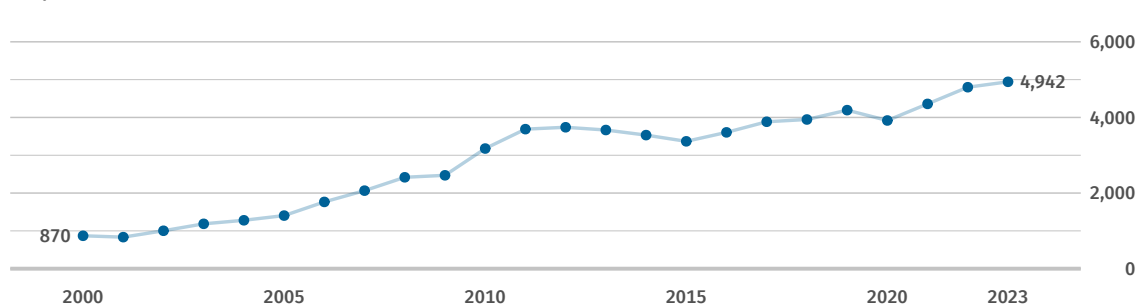
Source: IMF-WEO

### Gross domestic product, real change % on previous year



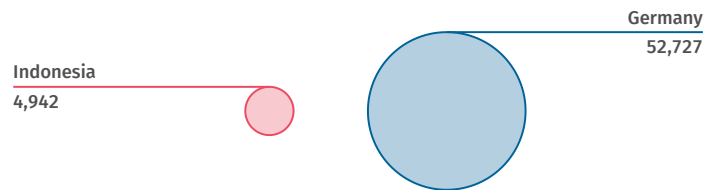
Source: IMF-WEO

### Gross domestic product per capita US\$



Source: IMF-WEO

## Gross domestic product per capita in relation to Germany, 2023 US\$



Source: IMF-WEO

Inflation rate  
(change of consumer  
price index)  
% on previous year

**+3.7**  
(2023)

Source: IMF-IFS

General government  
gross debt

% of GDP  
**39.9**  
(2023)

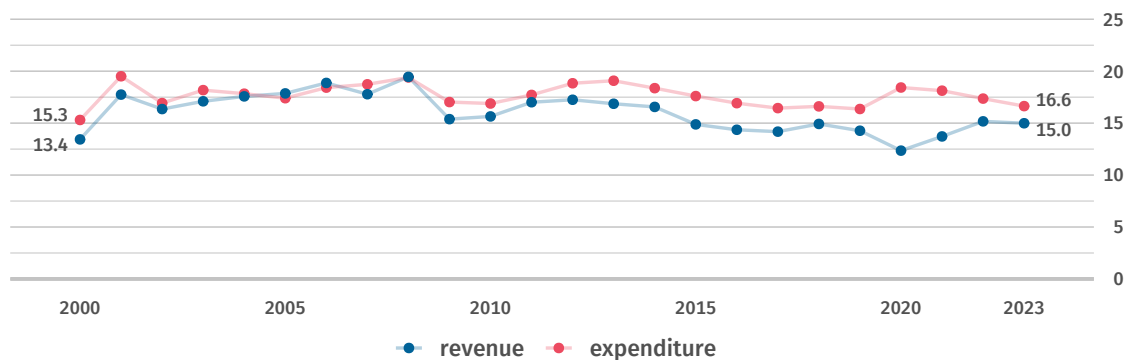
Source: IMF-WEO

General government  
net lending / borrowing

% of GDP  
**-1.6**  
(2023)

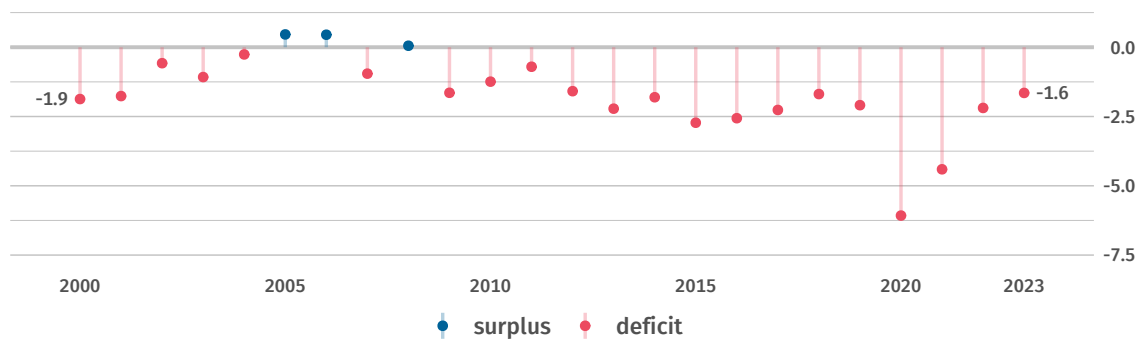
Source: IMF-WEO

## General government revenue and expenditure % of GDP



Source: IMF-WEO

## General government net lending / borrowing % of GDP



Source: IMF-WEO

Foreign direct investment (FDI):  
inward stocks

bn US\$

**263**

(2022)

Source: UNCTAD

Foreign direct investment (FDI):  
outward stocks

bn US\$

**104**

(2022)

Source: UNCTAD

Foreign direct investment (FDI):  
net flow, inward

bn US\$

**22**

(2022)

Source: UNCTAD

Foreign direct investment (FDI):  
net flow, outward

bn US\$

**7**

(2022)

Source: UNCTAD



## Population

Population  
total

1,000

**277,534**

(2023)

Source: WB-WDI

Population  
density

inhabitants per km<sup>2</sup>

**145**

(2021)

Source: WB-WDI

Life expectancy  
at birth (women)  
years

**70.4**

(2022)

Source: WB-WDI

Life expectancy  
at birth (men)  
years

**66.2**

(2022)


Source: WB-WDI

### Population in relation to Germany, 2023

1,000

Indonesia

277,534



Germany

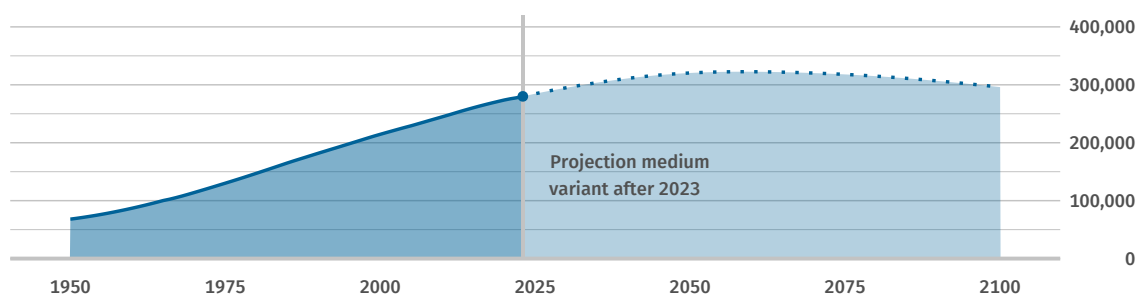
84,482



Source: WB-WDI

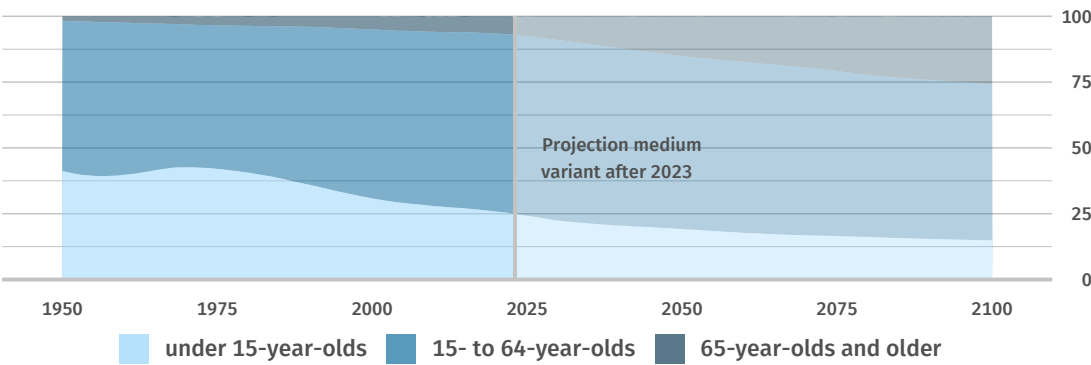
### Population

1,000



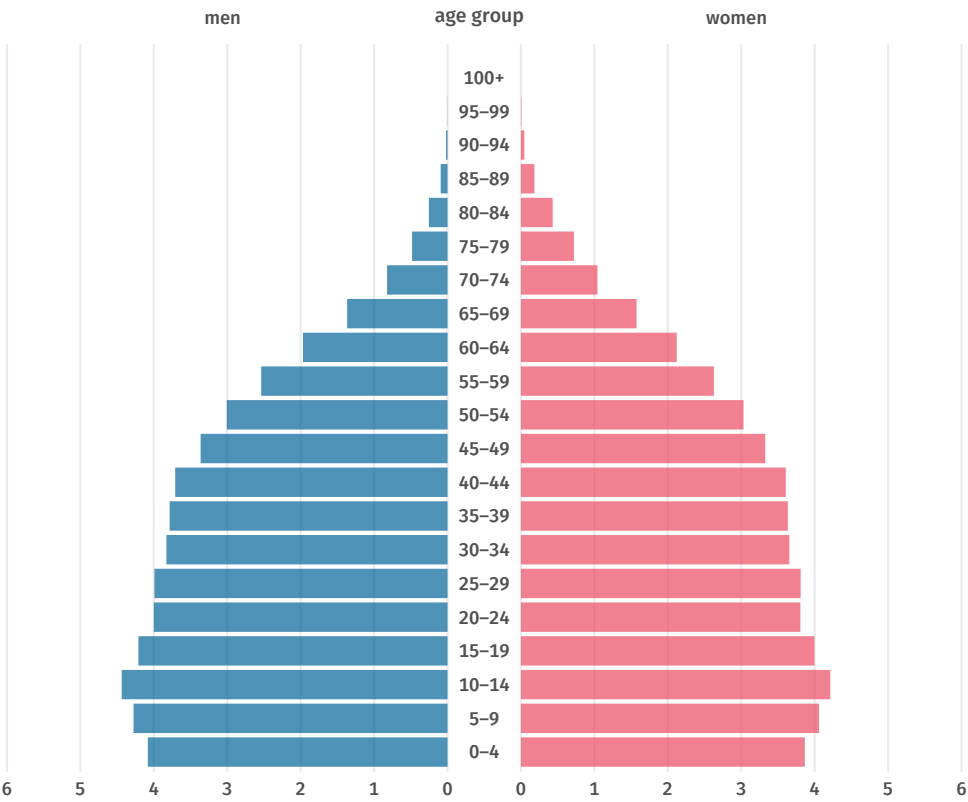
Source: UN-POP

Population by age group  
proportion, %



Source: UN-POP

Population pyramid, 2023  
% of total population



Source: UN-POP



## Health

<b>Practising physicians</b> per 1,000 inhabitants <b>0.7</b> (2022) Source: WHO	<b>Hospital beds</b> per 1,000 inhabitants <b>1.4</b> (2021) Source: WHO	<b>Prevalence of raised blood pressure</b> % <b>38.5</b> (2019) Source: WHO	<b>Prevalence of obesity (BMI &gt;= 30)</b> % <b>11.2</b> (2022) Source: WHO
--	--	---	--



## Education

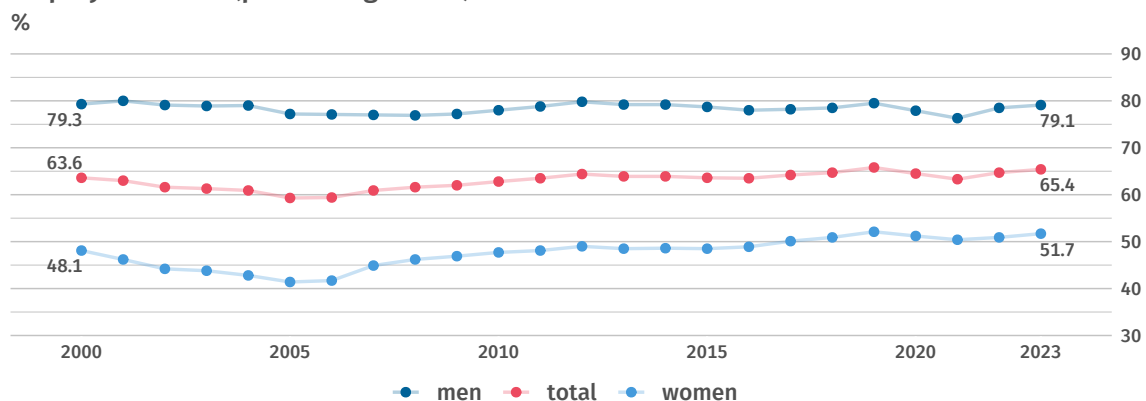
<b>Government expenditure on education</b> % of GDP <b>3.5</b> (2020) Source: UNESCO	<b>Pupil-teacher ratio (primary education)</b> number <b>17.5</b> (2020) Source: UNESCO	<b>Pupil-teacher ratio (secondary education)</b> number <b>16.8</b> (2020) Source: UNESCO	<b>Students (tertiary education)</b> per 100,000 inhabitants <b>3,003</b> (2018) Source: UNESCO*
--	---	---	--



## Labour force

<b>Employment rate (persons aged 15+)</b> % <b>65.4</b> (2023) Source: ILOSTAT	<b>Labour force (persons aged 15+)</b> 1,000 <b>140,931</b> (2023) Source: ILOSTAT	<b>Labour force participation rate (persons aged 15+)</b> % <b>67.6</b> (2023) Source: ILOSTAT	<b>Self-employment (persons aged 15+)</b> % <b>53.4</b> (2022) Source: ILOSTAT
--	--	--	--

### Employment rate (persons aged 15+)



## Employment and gross value added by sector, 2021

%

### Employment



### Gross value added



■ agriculture, forestry, fisheries ■ industry ■ services

Source for employment: ILOSTAT  
Source for gross value added: UNSD

Unemployment rate  
(persons aged 15+)

%

**3.3**

(2023)

Source: ILOSTAT

Unemployment rate  
(persons aged 15 to 24)

%

**13.3**

(2023)

Source: ILOSTAT

Long-term unemployment rate  
(persons aged 15+)

% of unemployed persons

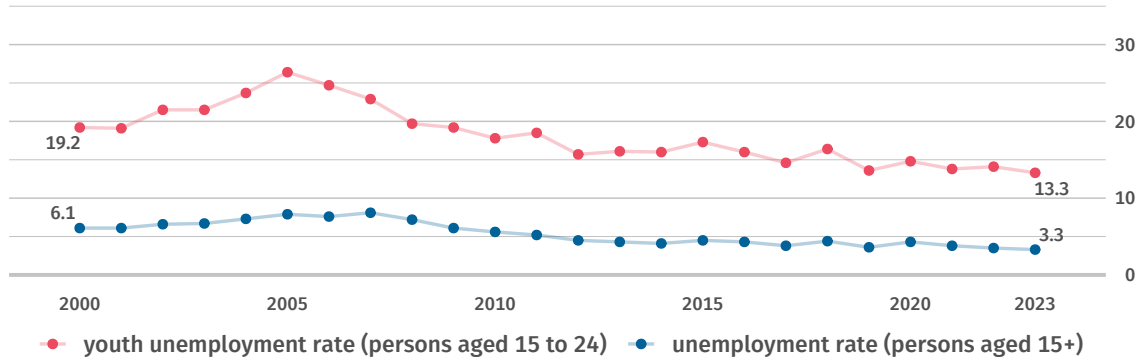
**39.8**

(2022)

Source: ILOSTAT

## Unemployment rate and youth unemployment rate

%



— youth unemployment rate (persons aged 15 to 24) — unemployment rate (persons aged 15+)

Source: ILOSTAT





## Living conditions

Human Development  
Index (HDI)

value (0 low to 1 high)

**0.713**

(2022)

Source: UNDP

Human Development  
Index (HDI)

rank (of 193 countries)

**112**

(2022)

Source: UNDP

Income distribution:  
Gini coefficient

value (0 to 100; 0=equal distribution)

**38.3**

(2023)

Source: WB-WDI



## Manufacturing

Index of industrial production  
2010=100

No data

Source: IMF-IFS



## Agriculture and forestry

Change in agricultural  
production

% since 2000

**+96**

(2021)

Source: FAO\*

Agricultural  
land

% of land area

**34.1**

(2021)

Source: FAO\*

Forest  
area

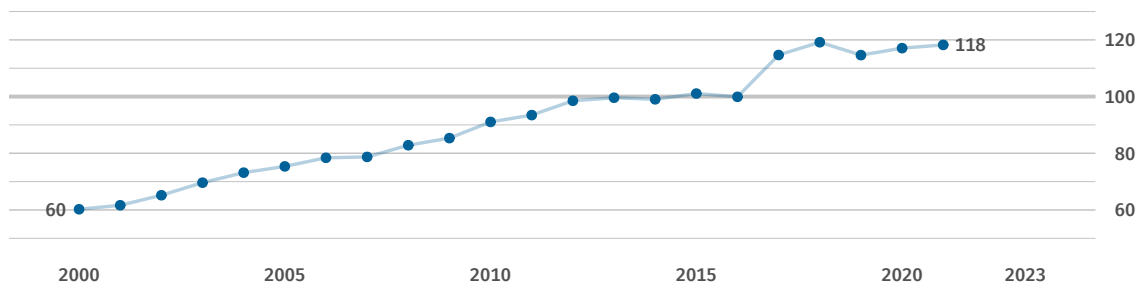
% of land area

**48.4**

(2021)

Source: FAO\*

Index of agricultural production  
2014 to 2016 = 100



Source: FAO



## Foreign trade

### Export of goods

bn US\$

**292**

(2022)

Source: UN Comtrade

### Import of goods

bn US\$

**237**

(2022)

Source: UN Comtrade

### Trade balance, goods

bn US\$

**+55**

(2022)

Source: UN Comtrade\*

### Export and import of goods

bn US\$



### Foreign trade balance

bn US\$



### Goods exported to Germany

mn US\$

**3,216**

(2022)

Source: UN Comtrade

### Goods exported to Germany

% of all goods exported

**1.1**

(2022)

Source: UN Comtrade\*

### Goods imported from Germany

mn US\$

**3,822**

(2022)

Source: UN Comtrade

### Goods imported from Germany

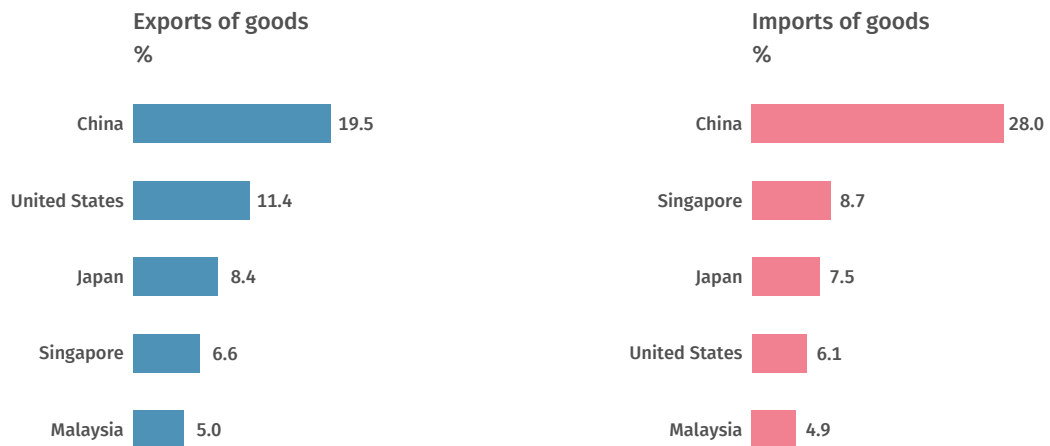
% of all goods imported

**1.6**

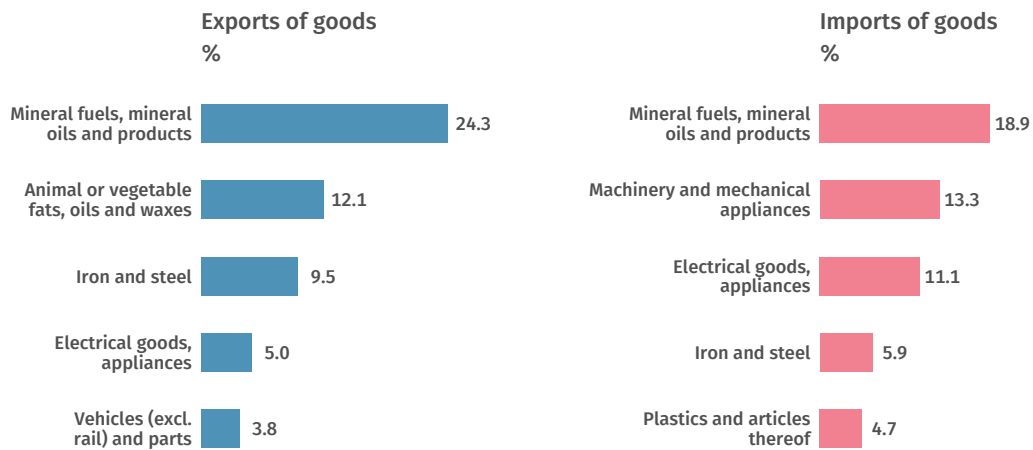
(2022)

Source: UN Comtrade\*

## Main trading partners, 2022



## Main commodities traded, 2022



Source: UN Comtrade\*


Classification of commodities: Harmonized Commodity Description and Coding Systems (HS2).



## Transport

<b>Passenger cars</b> per 1,000 inhabitants <b>58</b> (2020) Source: OICA*	<b>Total rail network</b> km per 1 mn inhabitants <b>20</b> (2019) Source: WB-WDI*	<b>Air transport, passengers</b> per 1,000 inhabitants <b>123</b> (2021) Source: WB-WDI*
--	--	--

### Pump price for gasoline in relation to Germany US\$ per litre



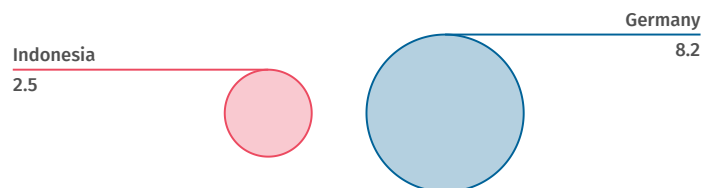
Source: GPP, 2024-07-29



## Environment and energy

<b>Carbon dioxide emissions</b> tonnes per capita <b>2.5</b> (2022) Source: EDGAR	<b>Total primary energy supply</b> kg oil equivalent per capita <b>880</b> (2014) Source: WB-WDI	<b>Gross electricity consumption</b> kWh per capita <b>1,084</b> (2019) Source: WB-WDI	<b>Renewable energy</b> % of total final energy consumption <b>20.2</b> (2021) Source: WB-WDI
---	--	--	---

### Carbon dioxide emissions in relation to Germany, 2022 tonnes per capita



Source: EDGAR



## Science, research and technology

Gross domestic  
expenditure on R&D  
% of GDP

**0.2**

(2018)

Source: UNESCO

Researchers

per 1 mn inhabitants

**216**

(2018)

Source: UNESCO

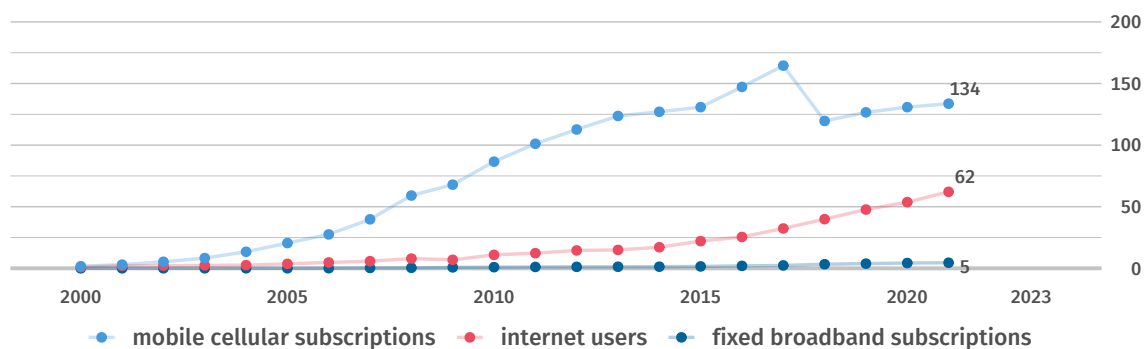
Resident patent  
applications  
per 1 mn inhabitants

**5**

(2021)

Source: WIPO

### Dissemination of communication technology per 100 inhabitants



Source: ITU



## Sources

EDGAR	Emissions Database for Global Atmospheric Research, European Commission
FAO	United Nations, Food and Agricultural Organization
GPP	GlobalPetrolPrices.com
ILOSTAT	International Labour Organization, ILOSTAT - Database
IMF-IFS	International Monetary Fund, International Financial Statistics
IMF-WEO	International Monetary Fund, World Economic Outlook
ITU	United Nations, International Telecommunication Union
OICA	International Organization of Motor Vehicle Manufacturers
UN Comtrade	United Nations, Comtrade Database
UNCTAD	United Nations, Conference on Trade and Development
UNDP	United Nations Development Programme
UNESCO	United Nations, Educational, Scientific and Cultural Organization
UNPOP	United Nations, Population Division
UNSD	United Nations, Statistics Division
WB-WDI	World Bank, World Development Indicators
WHO	World Health Organization, Global Health Observatory
WIPO	World Intellectual Property Organization

\* Own calculations based on the original data source.

©nanoline icons by vuuds + Caviar-Premium Icons by Neway Lau, CreativMarket / own adaptation

Statistical country profiles on all UN Member States: [www.destatis.de/countryprofiles](http://www.destatis.de/countryprofiles)