

# Korea, Democratic People's Republic



## Statistical Country Profile



Edition 08/2024

Publication date: 05 August 2024

Contact us: [www.destatis.de/contact](https://www.destatis.de/contact)  
Phone: +49 611 75 2405

© Federal Statistical Office of Germany (Destatis), 2024

Reproduction and distribution, also of parts, are permitted, provided that the source is mentioned.

## Contents

General information . . . . .	3
Economy and finance . . . . .	3
Population . . . . .	5
Health . . . . .	7
Education . . . . .	7
Labour force . . . . .	7
Living conditions . . . . .	9
Manufacturing . . . . .	9
Agriculture and forestry . . . . .	9
Foreign trade . . . . .	10
Transport . . . . .	12
Environment and energy . . . . .	12
Science, research and technology . . . . .	13
Sources . . . . .	13



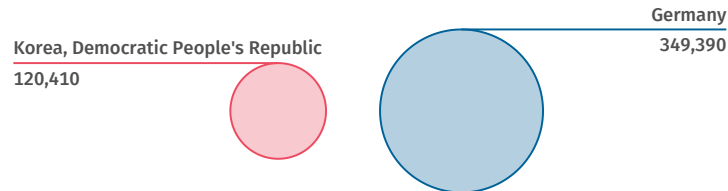
## General information

Capital city  
**Pyongyang**

Official language  
**Korean**

Currency  
**North Korean Won**

Land area in relation to Germany  
km<sup>2</sup>



Source: WB-WDI



## Economy and finance

Gross domestic product  
(GDP), total  
bn US\$  
**No data**

Source: IMF-WEO

GDP,  
real change  
% since 2000  
**No data**

Source: IMF-WEO\*

GDP  
per capita  
US\$  
**No data**

Source: IMF-WEO

GDP  
per capita  
internat. US\$  
**No data**

Source: IMF-WEO

Gross domestic product, real change  
% on previous year

No data

Source: IMF-WEO

Gross domestic product per capita  
US\$

No data

Source: IMF-WEO

Gross domestic product per capita in relation to Germany,  
US\$

No data

Source: IMF-WEO

Inflation rate (change of consumer price index) % on previous year <b>No data</b> Source: IMF-IFS	General government gross debt % of GDP <b>No data</b> Source: IMF-WEO	General government net lending / borrowing % of GDP <b>No data</b> Source: IMF-WEO
--	---	--

General government revenue and expenditure  
% of GDP

No data

Source: IMF-WEO

General government net lending / borrowing  
% of GDP

No data

Source: IMF-WEO

Foreign direct investment (FDI):  
inward stocks

bn US\$  
**0.949**  
(2022)

Source: UNCTAD

Foreign direct investment (FDI):  
outward stocks

bn US\$  
**No data**

Source: UNCTAD

Foreign direct investment (FDI):  
net flow, inward

bn US\$  
**0.010**  
(2022)

Source: UNCTAD

Foreign direct investment (FDI):  
net flow, outward

bn US\$  
**0.000**  
(2014)

Source: UNCTAD



## Population

Population  
total

1,000  
**26,161**  
(2023)

Source: WB-WDI

Population  
density  
inhabitants per km<sup>2</sup>

**216**  
(2021)

Source: WB-WDI

Life expectancy  
at birth (women)  
years

**76.1**  
(2022)

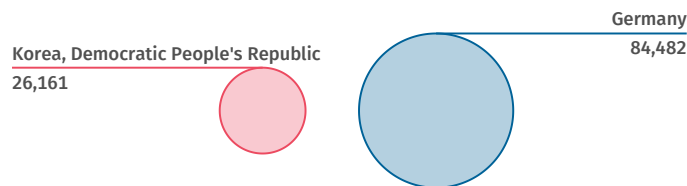
Source: WB-WDI

Life expectancy  
at birth (men)  
years

**71.0**  
(2022)

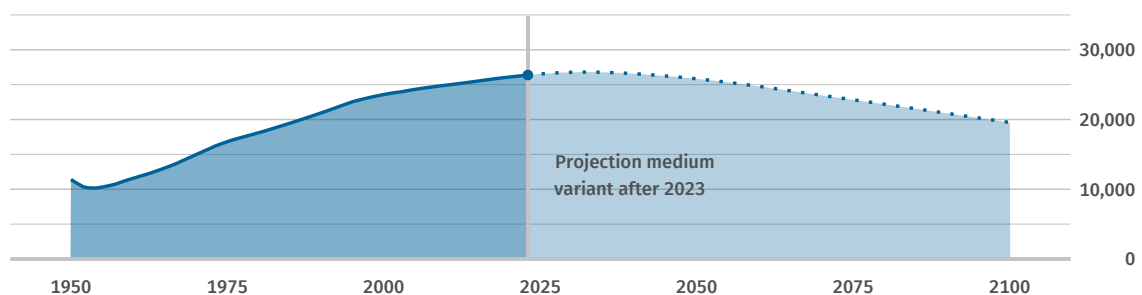
Source: WB-WDI

### Population in relation to Germany, 2023 1,000



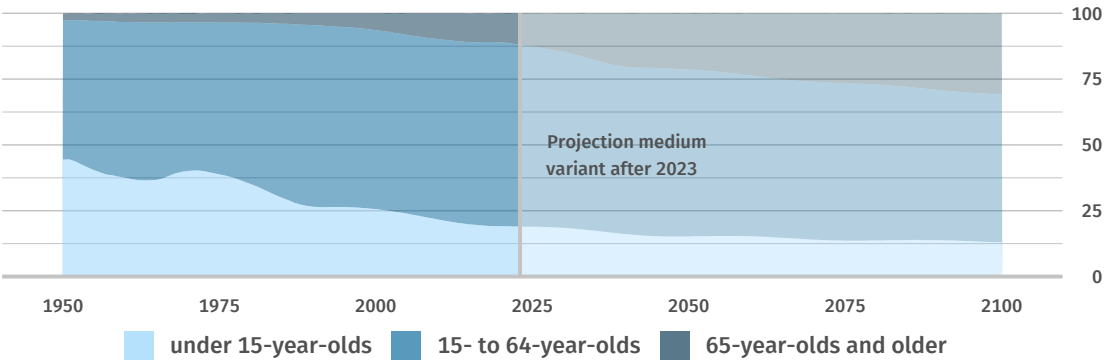
Source: WB-WDI

### Population 1,000



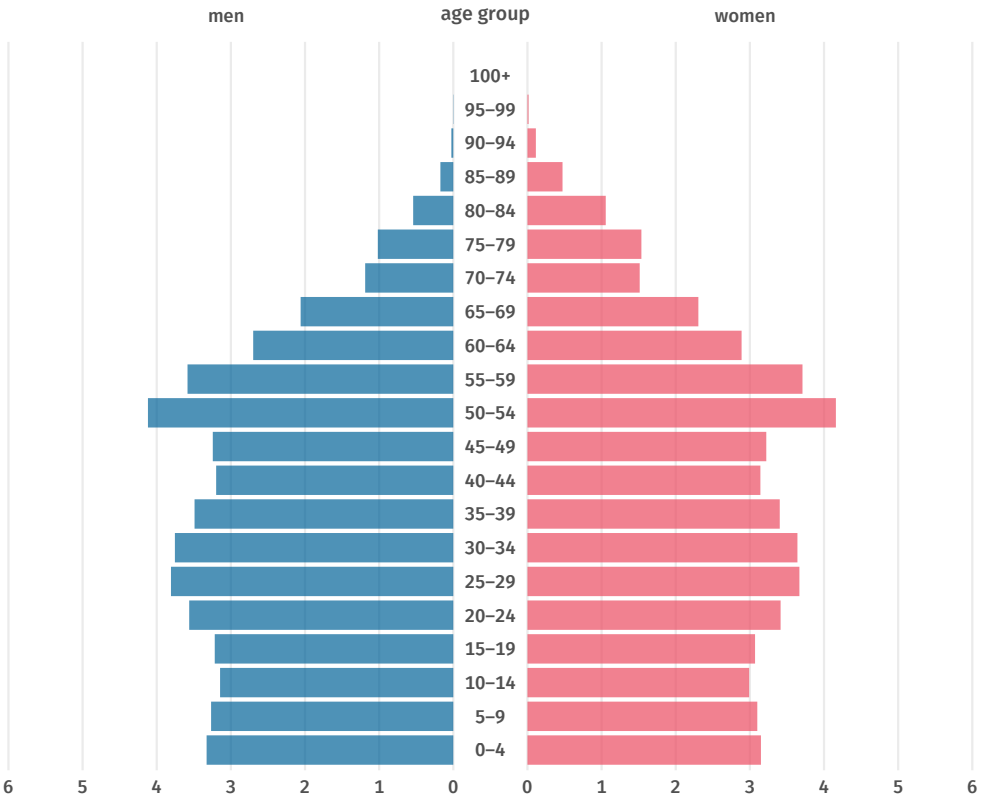
Source: UN-POP

Population by age group  
proportion, %



Source: UN-POP

Population pyramid, 2023  
% of total population



Source: UN-POP



## Health

<b>Practising physicians</b> per 1,000 inhabitants <b>3.7</b> (2017) Source: WHO	<b>Hospital beds</b> per 1,000 inhabitants <b>13.2</b> (2012) Source: WHO	<b>Prevalence of raised blood pressure</b> % <b>20.6</b> (2019) Source: WHO	<b>Prevalence of obesity (BMI &gt;= 30)</b> % <b>10.8</b> (2022) Source: WHO
--	---	---	--



## Education

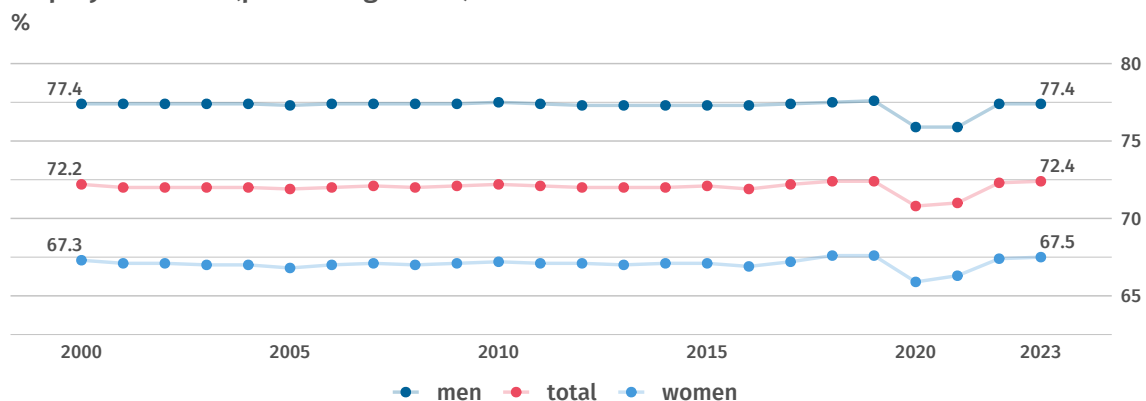
<b>Government expenditure on education</b> % of GDP <b>No data</b> Source: UNESCO	<b>Pupil-teacher ratio (primary education)</b> number <b>20.3</b> (2018) Source: UNESCO	<b>Pupil-teacher ratio (secondary education)</b> number <b>17.5</b> (2015) Source: UNESCO	<b>Students (tertiary education)</b> per 100,000 inhabitants <b>2,060</b> (2018) Source: UNESCO*
--	---	---	--



## Labour force

<b>Employment rate (persons aged 15+)</b> % <b>72.4</b> (2023) Source: ILOSTAT	<b>Labour force (persons aged 15+)</b> 1,000 <b>15,837</b> (2023) Source: ILOSTAT	<b>Labour force participation rate (persons aged 15+)</b> % <b>74.6</b> (2023) Source: ILOSTAT	<b>Self-employment (persons aged 15+)</b> % <b>83.0</b> (2022) Source: ILOSTAT
--	---	--	--

### Employment rate (persons aged 15+)





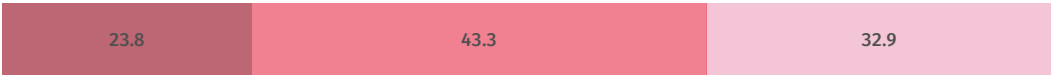
Employment and gross value added by sector, 2021

%

Employment



Gross value added



agriculture, forestry, fisheries industry services not specified

Source for employment: ILOSTAT  
Source for gross value added: UNSD

Unemployment rate  
(persons aged 15+)

%  
**3.0**  
(2023)

Source: ILOSTAT

Unemployment rate  
(persons aged 15 to 24)

%  
**7.1**  
(2023)

Source: ILOSTAT

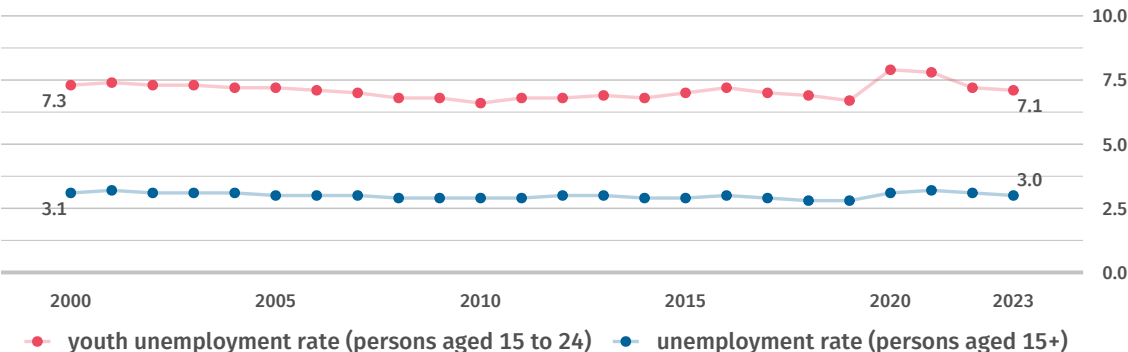
Long-term unemployment rate  
(persons aged 15+)

% of unemployed persons  
**No data**

Source: ILOSTAT

Unemployment rate and youth unemployment rate

%



Source: ILOSTAT



## Living conditions

### Human Development Index (HDI)

value (0 low to 1 high)  
**No data**

Source: UNDP

### Human Development Index (HDI)

rank (of 193 countries)  
**No data**

Source: UNDP

### Income distribution: Gini coefficient

value (0 to 100; 0=equal distribution)  
**No data**

Source: WB-WDI



## Manufacturing

### Index of industrial production

2010=100

No data

Source: IMF-IFS



## Agriculture and forestry

### Change in agricultural production

% since 2000

**+8**

(2021)

Source: FAO\*

### Agricultural land

% of land area

**21.6**

(2021)

Source: FAO\*

### Forest area

% of land area

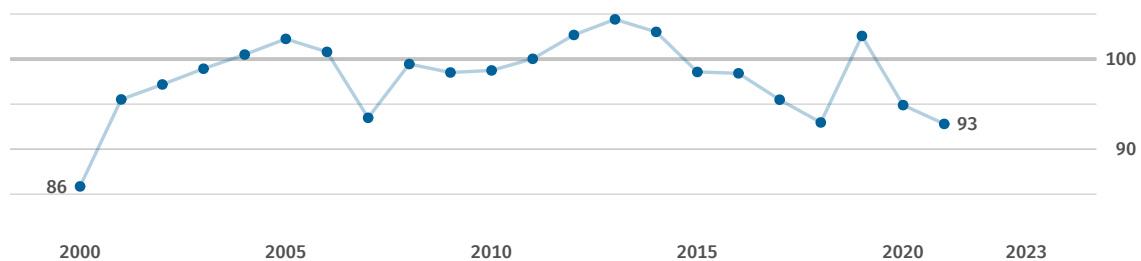
**49.9**

(2021)

Source: FAO\*

### Index of agricultural production

2014 to 2016 = 100



Source: FAO



## Foreign trade

Export of goods bn US\$ <b>No data</b> Source: UN Comtrade	Import of goods bn US\$ <b>No data</b> Source: UN Comtrade	Trade balance, goods bn US\$ <b>No data</b> Source: UN Comtrade*
---	---	---

### Export and import of goods bn US\$

No data

Source: UN Comtrade

### Foreign trade balance bn US\$

No data

Source: UN Comtrade

Goods exported to Germany mn US\$ <b>No data</b> Source: UN Comtrade	Goods exported to Germany % of all goods exported <b>No data</b> Source: UN Comtrade*	Goods imported from Germany mn US\$ <b>No data</b> Source: UN Comtrade	Goods imported from Germany % of all goods imported <b>No data</b> Source: UN Comtrade*
---	--	---	--

Main trading partners,

Exports of goods  
%

Exports of goods  
%

No data

No data

Main commodities traded,

Exports of goods  
%

Imports of goods  
%

No data

No data

Source: UN Comtrade\*

Classification of commodities: Harmonized Commodity Description and Coding Systems (HS2).



## Transport

<b>Passenger cars</b> per 1,000 inhabitants <b>No data</b> Source: OICA*	<b>Total rail network</b> km per 1 mn inhabitants <b>No data</b> Source: WB-WDI*	<b>Air transport, passengers</b> per 1,000 inhabitants <b>0</b> (2021) Source: WB-WDI*
---	---	--

### Pump price for gasoline in relation to Germany US\$ per litre

No data

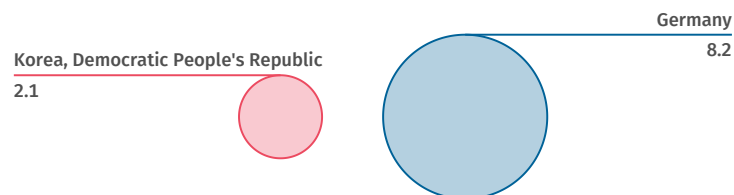
Source: GPP



## Environment and energy

<b>Carbon dioxide emissions</b> tonnes per capita <b>2.1</b> (2022) Source: EDGAR	<b>Total primary energy supply</b> kg oil equivalent per capita <b>474</b> (2014) Source: WB-WDI	<b>Gross electricity consumption</b> kWh per capita <b>600</b> (2014) Source: WB-WDI	<b>Renewable energy</b> % of total final energy consumption <b>14.7</b> (2021) Source: WB-WDI
---	--	--	---

### Carbon dioxide emissions in relation to Germany, 2022 tonnes per capita



Source: EDGAR



## Science, research and technology

Gross domestic  
expenditure on R&D  
% of GDP

**No data**

Source: UNESCO

Researchers

per 1 mn inhabitants

**No data**

Source: UNESCO

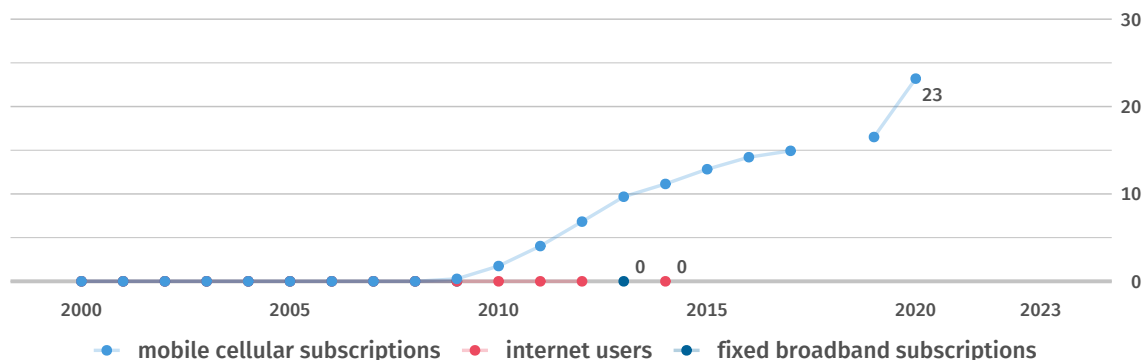
Resident patent  
applications  
per 1 mn inhabitants

**268**

(2020)

Source: WIPO

### Dissemination of communication technology per 100 inhabitants



2010, 2011, 2012, 2013, 2018: Missing data. Source: ITU



## Sources

EDGAR	Emissions Database for Global Atmospheric Research, European Commission
FAO	United Nations, Food and Agricultural Organization
GPP	GlobalPetrolPrices.com
ILOSTAT	International Labour Organization, ILOSTAT - Database
IMF-IFS	International Monetary Fund, International Financial Statistics
IMF-WEO	International Monetary Fund, World Economic Outlook
ITU	United Nations, International Telecommunication Union
OICA	International Organization of Motor Vehicle Manufacturers
UN Comtrade	United Nations, Comtrade Database
UNCTAD	United Nations, Conference on Trade and Development
UNDP	United Nations Development Programme
UNESCO	United Nations, Educational, Scientific and Cultural Organization
UNPOP	United Nations, Population Division
UNSD	United Nations, Statistics Division
WB-WDI	World Bank, World Development Indicators
WHO	World Health Organization, Global Health Observatory
WIPO	World Intellectual Property Organization

\* Own calculations based on the original data source.

©nanoline icons by vuuds + Caviar-Premium Icons by Neway Lau, CreativMarket / own adaptation

Statistical country profiles on all UN Member States: [www.destatis.de/countryprofiles](http://www.destatis.de/countryprofiles)