

Jamaica

Statistical Country Profile



Edition 08/2024

Publication date: 05 August 2024

Contact us: www.destatis.de/contact
Phone: +49 611 75 2405

Contents

General information	3
Economy and finance	3
Population	5
Health	7
Education	7
Labour force	7
Living conditions	9
Manufacturing	9
Agriculture and forestry	9
Foreign trade	10
Transport	12
Environment and energy	12
Science, research and technology	13
Sources	13



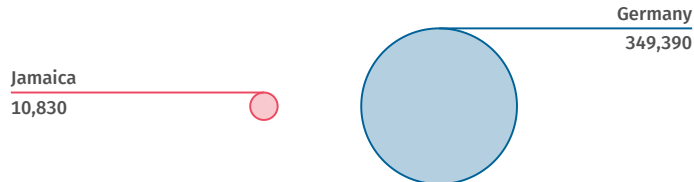
General information

Capital city
Kingston

Official language
english

Currency
Jamaican Dollar

Land area in relation to Germany
km²



Source: WB-WDI



Economy and finance

Gross domestic product
(GDP), total
bn US\$

19

(2023)

Source: IMF-WEO

GDP,
real change
% since 2000

+16

(2023)

Source: IMF-WEO*

GDP
per capita
US\$

6,876

(2023)

Source: IMF-WEO

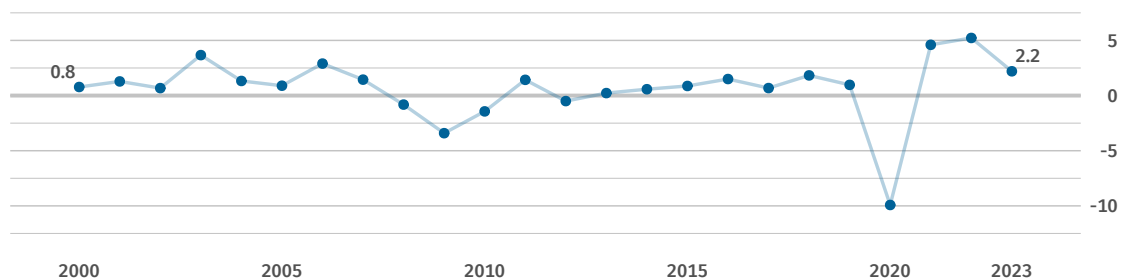
GDP
per capita
internat. US\$

13,005

(2023)

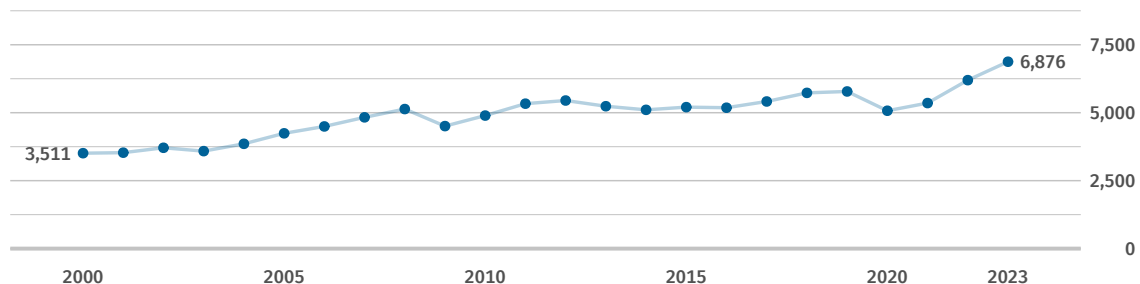
Source: IMF-WEO

Gross domestic product, real change
% on previous year



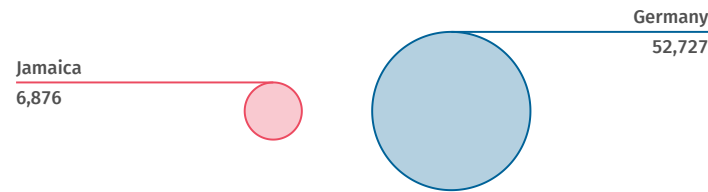
Source: IMF-WEO

Gross domestic product per capita
US\$



Source: IMF-WEO

Gross domestic product per capita in relation to Germany, 2023
US\$



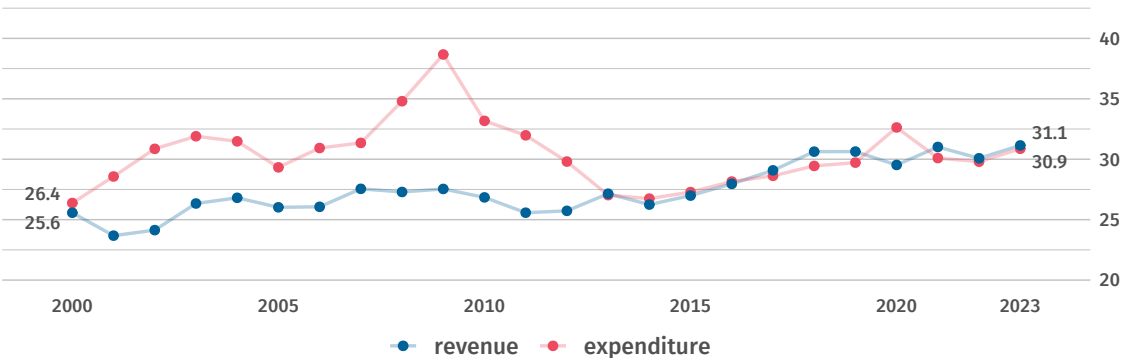
Source: IMF-WEO

Inflation rate
(change of consumer
price index)
% on previous year
+6.5
(2023)
Source: IMF-IFS

General government
gross debt
% of GDP
71.8
(2023)
Source: IMF-WEO

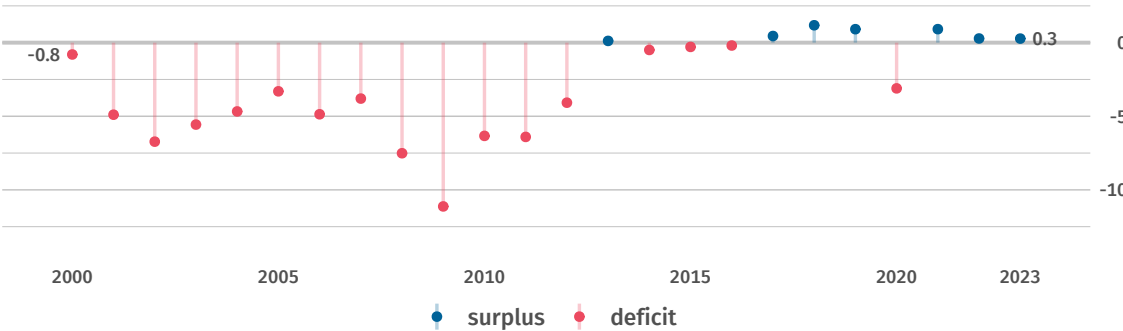
General government
net lending / borrowing
% of GDP
+0.3
(2023)
Source: IMF-WEO

General government revenue and expenditure
% of GDP



Source: IMF-WEO

General government net lending / borrowing
% of GDP



Source: IMF-WEO

Foreign direct
investment (FDI):
inward stocks

bn US\$
18.167
(2022)

Source: UNCTAD

Foreign direct
investment (FDI):
outward stocks

bn US\$
1.156
(2022)

Source: UNCTAD

Foreign direct
investment (FDI):
net flow, inward

bn US\$
0.360
(2022)

Source: UNCTAD

Foreign direct
investment (FDI):
net flow, outward

bn US\$
0.080
(2022)

Source: UNCTAD



Population

Population
total
1,000

2,826
(2023)

Source: WB-WDI

Population
density
inhabitants per km²

261
(2021)

Source: WB-WDI

Life expectancy
at birth (women)
years

72.7
(2022)

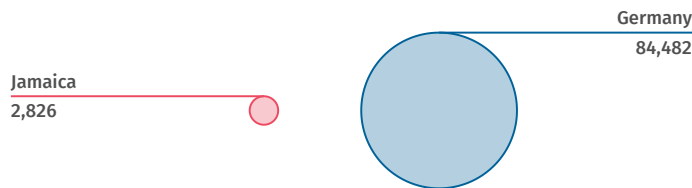
Source: WB-WDI

Life expectancy
at birth (men)
years

68.5
(2022)

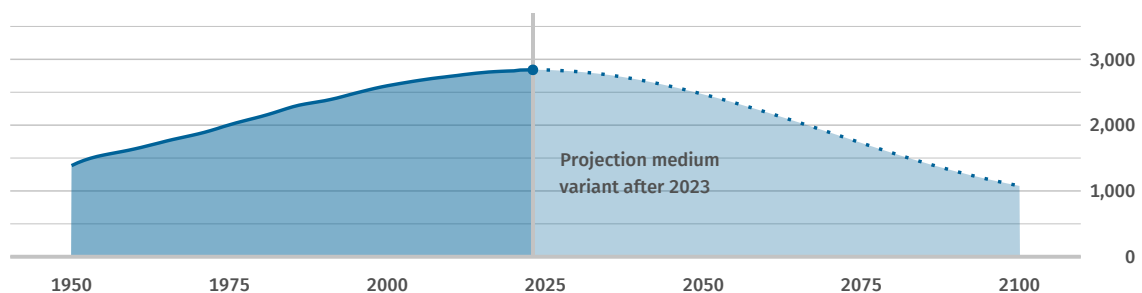
Source: WB-WDI

Population in relation to Germany, 2023 1,000



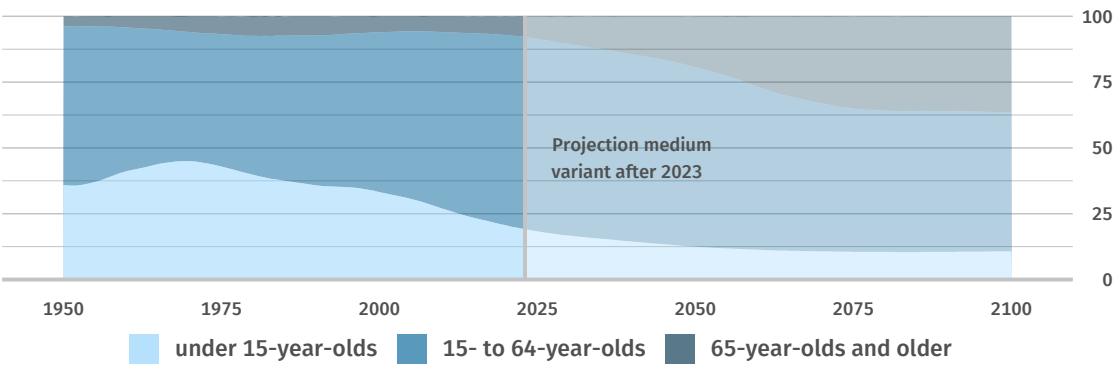
Source: WB-WDI

Population 1,000



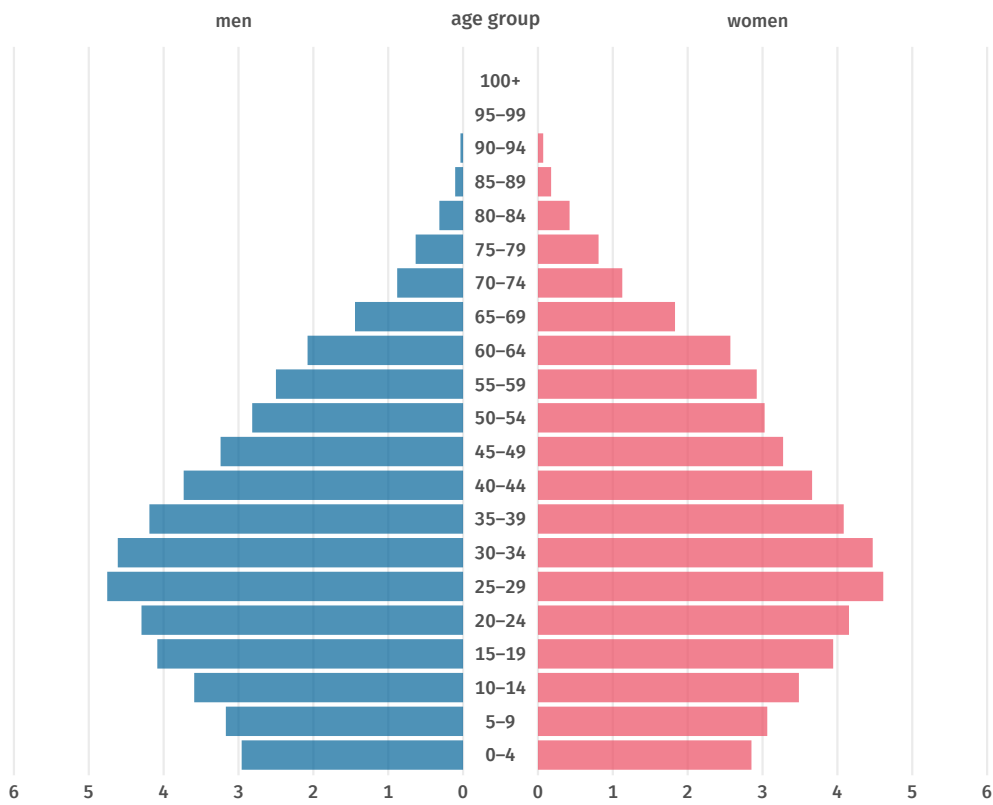
Source: UN-POP

Population by age group
proportion, %



Source: UN-POP

Population pyramid, 2023
% of total population



Source: UN-POP



Health

Practising physicians per 1,000 inhabitants 0.5 (2018) Source: WHO	Hospital beds per 1,000 inhabitants 1.7 (2021) Source: WHO	Prevalence of raised blood pressure % 37.4 (2019) Source: WHO	Prevalence of obesity (BMI >= 30) % 33.8 (2022) Source: WHO
--	--	---	--



Education

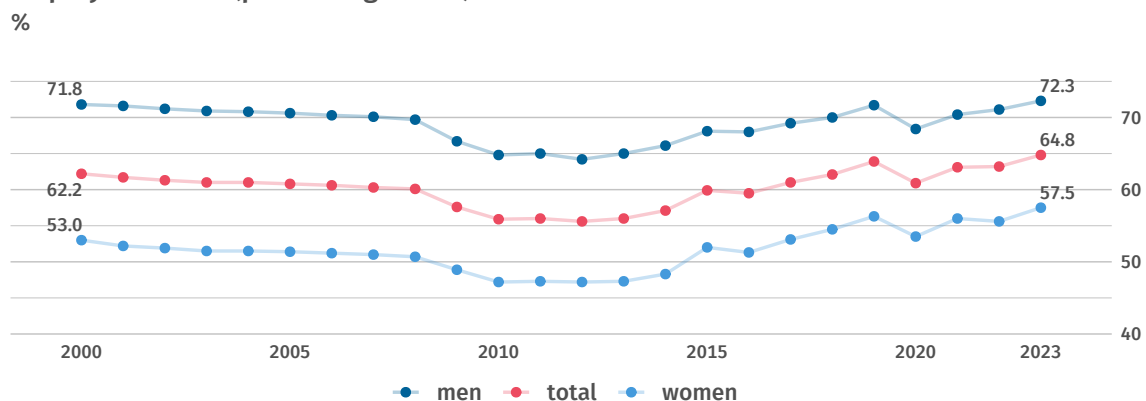
Government expenditure on education % of GDP 6.0 (2021) Source: UNESCO	Pupil-teacher ratio (primary education) number 19.5 (2020) Source: UNESCO	Pupil-teacher ratio (secondary education) number 14.9 (2020) Source: UNESCO	Students (tertiary education) per 100,000 inhabitants 2,578 (2015) Source: UNESCO*
--	---	---	--



Labour force

Employment rate (persons aged 15+) % 64.8 (2023) Source: ILOSTAT	Labour force (persons aged 15+) 1,000 1,559 (2023) Source: ILOSTAT	Labour force participation rate (persons aged 15+) % 68.5 (2023) Source: ILOSTAT	Self-employment (persons aged 15+) % 38.2 (2022) Source: ILOSTAT
--	--	--	--

Employment rate (persons aged 15+)



Employment and gross value added by sector, 2021
%

Employment



Gross value added



agriculture, forestry, fisheries industry services

Source for employment: ILOSTAT
Source for gross value added: UNSD

Unemployment rate
(persons aged 15+)
%

5.4
(2023)

Source: ILOSTAT

Unemployment rate
(persons aged 15 to 24)
%

18.0
(2023)

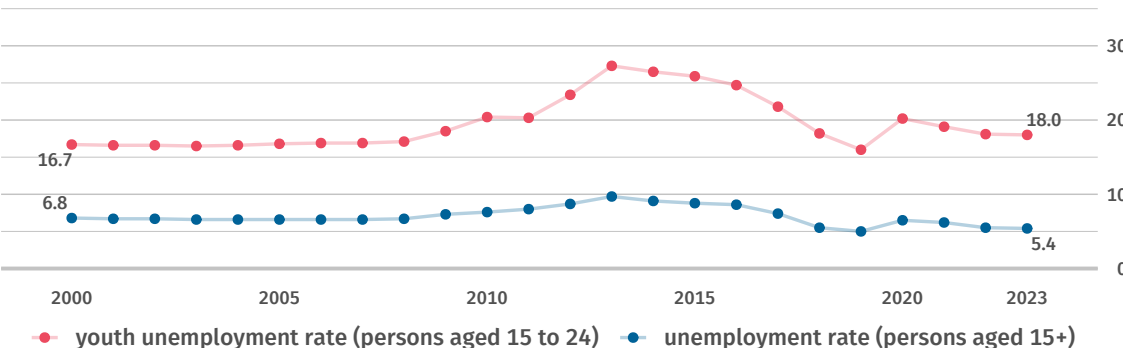
Source: ILOSTAT

Long-term unemployment rate
(persons aged 15+)
% of unemployed persons

22.1
(2020)

Source: ILOSTAT

Unemployment rate and youth unemployment rate
%



— youth unemployment rate (persons aged 15 to 24) — unemployment rate (persons aged 15+)

Source: ILOSTAT

Living conditions

Human Development Index (HDI)

value (0 low to 1 high)

0.706

(2022)

Source: UNDP

Human Development Index (HDI)

rank (of 193 countries)

115

(2022)

Source: UNDP

Income distribution: Gini coefficient

value (0 to 100; 0=equal distribution)

40.2

(2021)

Source: WB-WDI

Manufacturing

Index of industrial production 2010=100

No data

Source: IMF-IFS

Agriculture and forestry

Change in agricultural production

% since 2000

+11

(2021)

Source: FAO*

Agricultural land

% of land area

38.5

(2021)

Source: FAO*

Forest area

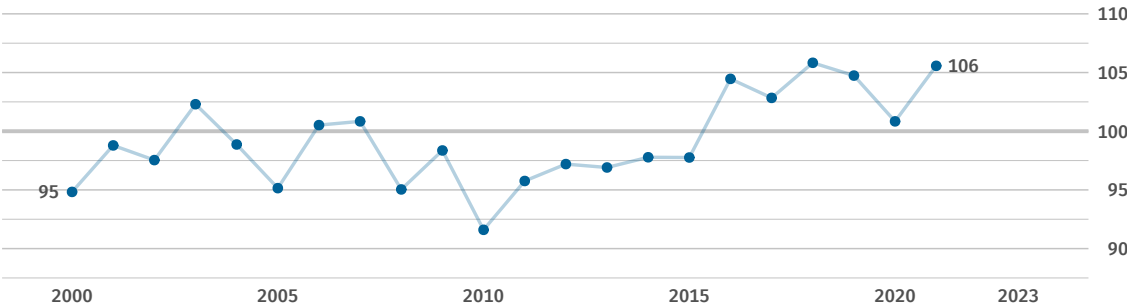
% of land area

55.5

(2021)

Source: FAO*

Index of agricultural production 2014 to 2016 = 100



Source: FAO



Foreign trade

Export of goods

bn US\$

1.901

(2022)

Source: UN Comtrade

Import of goods

bn US\$

7.731

(2022)

Source: UN Comtrade

Trade balance, goods

bn US\$

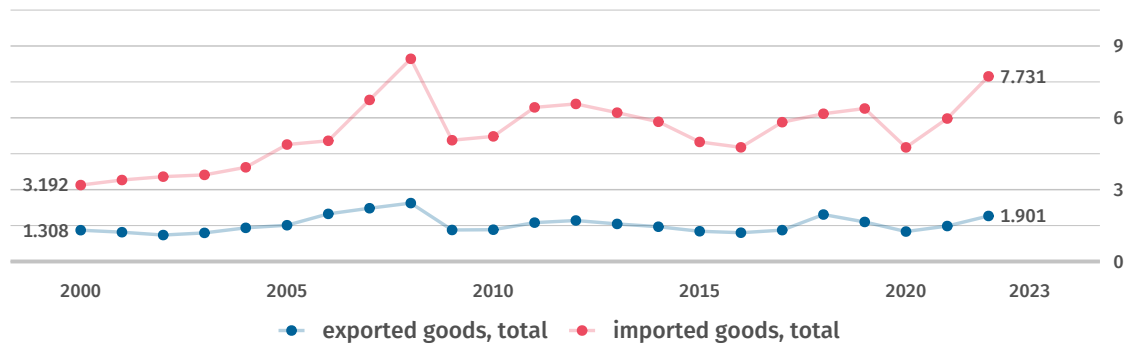
-5.830

(2022)

Source: UN Comtrade*

Export and import of goods

bn US\$



Foreign trade balance

bn US\$



Goods exported to Germany

mn US\$

5.2

(2022)

Source: UN Comtrade

Goods exported to Germany

% of all goods exported

0.3

(2022)

Source: UN Comtrade*

Goods imported from Germany

mn US\$

108

(2022)

Source: UN Comtrade

Goods imported from Germany

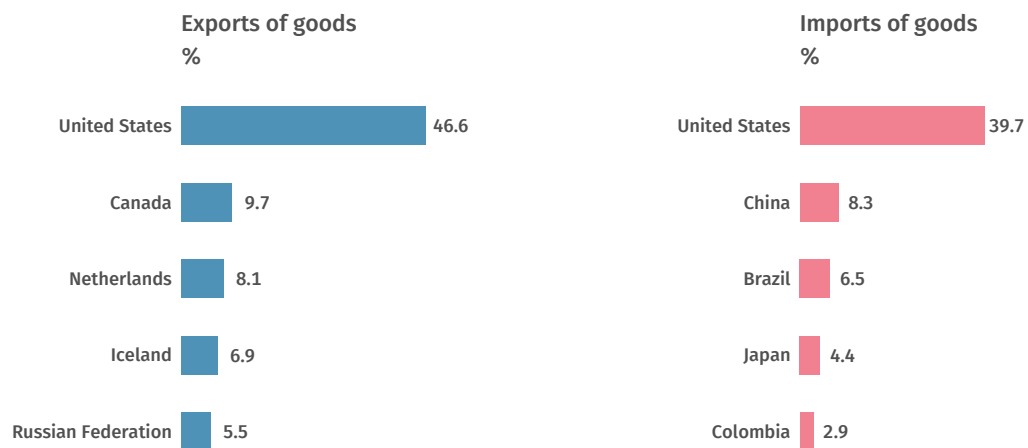
% of all goods imported

1.4

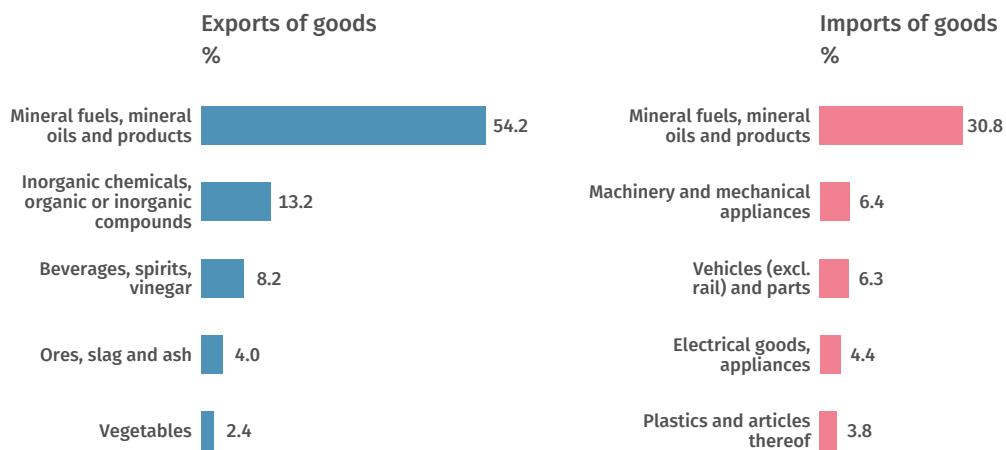
(2022)

Source: UN Comtrade*

Main trading partners, 2022



Main commodities traded, 2022



Source: UN Comtrade*

Classification of commodities: Harmonized Commodity Description and Coding Systems (HS2).



Transport

Passenger cars
per 1,000 inhabitants

52

(2015)

Source: OICA*

Total rail network
km per 1 mn inhabitants

No data

Source: WB-WDI*

Air transport, passengers
per 1,000 inhabitants

64

(2018)

Source: WB-WDI*

Pump price for gasoline in relation to Germany

US\$ per litre



Source: GPP, 2024-07-29



Environment and energy

Carbon dioxide
emissions

tonnes per capita

2.1

(2022)

Source: EDGAR

Total primary
energy supply
kg oil equivalent per capita

1,009

(2014)

Source: WB-WDI

Gross electricity
consumption

kWh per capita

1,085

(2014)

Source: WB-WDI

Renewable
energy

% of total final energy
consumption

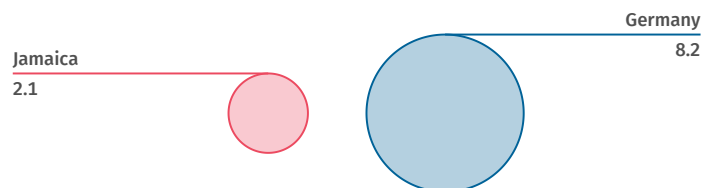
10.5

(2021)

Source: WB-WDI

Carbon dioxide emissions in relation to Germany, 2022

tonnes per capita



Source: EDGAR



Science, research and technology

Gross domestic
expenditure on R&D

% of GDP

0.1

(2002)

Source: UNESCO

Researchers

per 1 mn inhabitants

No data

Source: UNESCO

Resident patent
applications

per 1 mn inhabitants

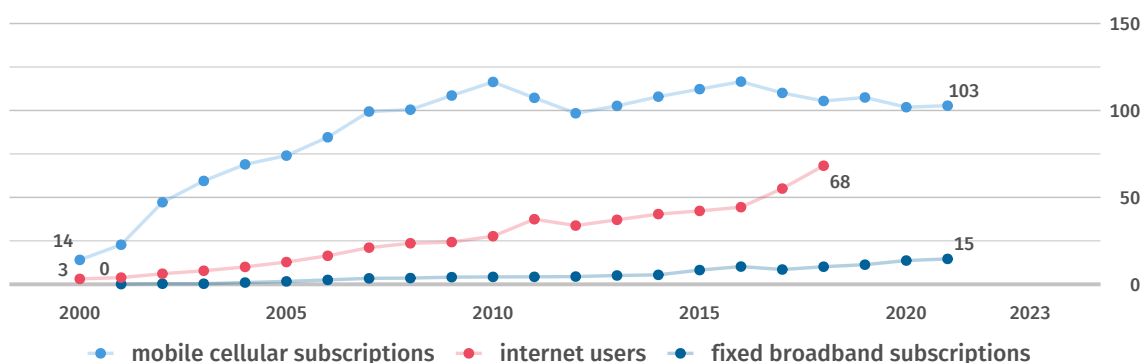
6

(2021)

Source: WIPO

Dissemination of communication technology

per 100 inhabitants



Source: ITU



Sources

EDGAR	Emissions Database for Global Atmospheric Research, European Commission
FAO	United Nations, Food and Agricultural Organization
GPP	GlobalPetrolPrices.com
ILOSTAT	International Labour Organization, ILOSTAT - Database
IMF-IFS	International Monetary Fund, International Financial Statistics
IMF-WEO	International Monetary Fund, World Economic Outlook
ITU	United Nations, International Telecommunication Union
OICA	International Organization of Motor Vehicle Manufacturers
UN Comtrade	United Nations, Comtrade Database
UNCTAD	United Nations, Conference on Trade and Development
UNDP	United Nations Development Programme
UNESCO	United Nations, Educational, Scientific and Cultural Organization
UNPOP	United Nations, Population Division
UNSD	United Nations, Statistics Division
WB-WDI	World Bank, World Development Indicators
WHO	World Health Organization, Global Health Observatory
WIPO	World Intellectual Property Organization

* Own calculations based on the original data source.

©nanoline icons by vuuds + Caviar-Premium Icons by Neway Lau, CreativMarket / own adaptation

Statistical country profiles on all UN Member States: www.destatis.de/countryprofiles