

Vanuatu

Statistical Country Profile



Edition 08/2021

Publication date: 27 August 2021

Contact us:
www.destatis.de/contact
Phone: +49 611 75 2405

Contents

General information	3
Economy and finance	3
Population	5
Health	6
Education	6
Labour force	6
Living conditions	8
Production	8
Agriculture and forestry	8
Foreign trade	9
Transport	11
Environment and energy	11
Science, research, technology	12
Sources	12



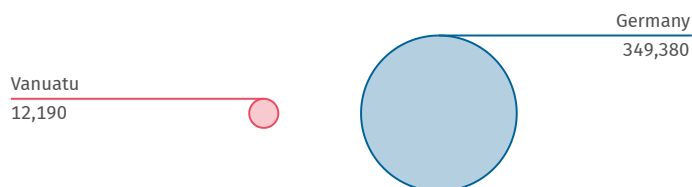
General information

Capital city
Port Vila

Official language
Bislama

Currency
Vanuatu Vatu

Land area in relation to Germany
km²



Source: WB-WDI



Economy and finance

Gross domestic product
(GDP), total

bn US\$
0.864

(2020)

Source: IMF-WEO

GDP,
real change

% since 2000
+51

(2020)

Source: IMF-WEO*

GDP
per capita

US\$
2,876

(2020)

Source: IMF-WEO

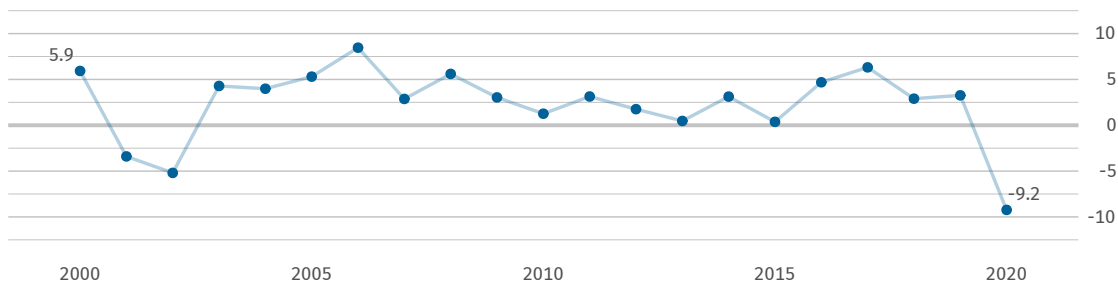
GDP
per capita

internat. US\$
2,586

(2020)

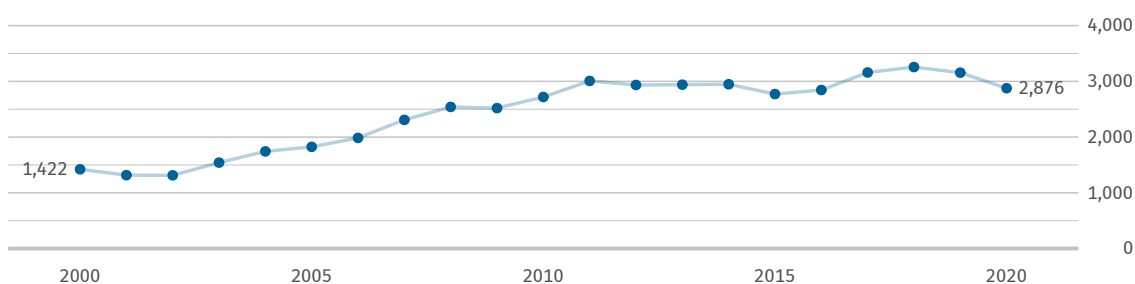
Source: IMF-WEO

Gross domestic product, real change
% on previous year



Source: IMF-WEO

Gross domestic product per capita
US\$



Source: IMF-WEO

Inflation rate
(change of consumer
price index)
% on previous year

+2.8
(2019)

Source: IMF-IFS

General government
gross debt

% of GDP
44.2
(2020)

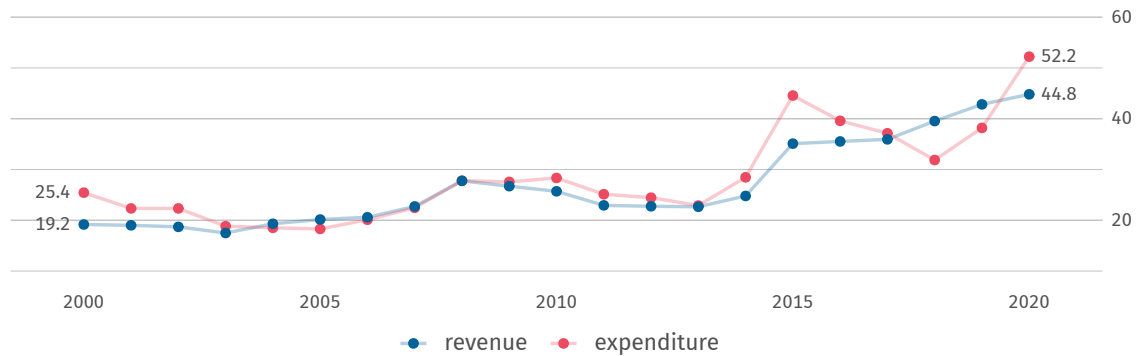
Source: IMF-WEO

General government
net lending / borrowing

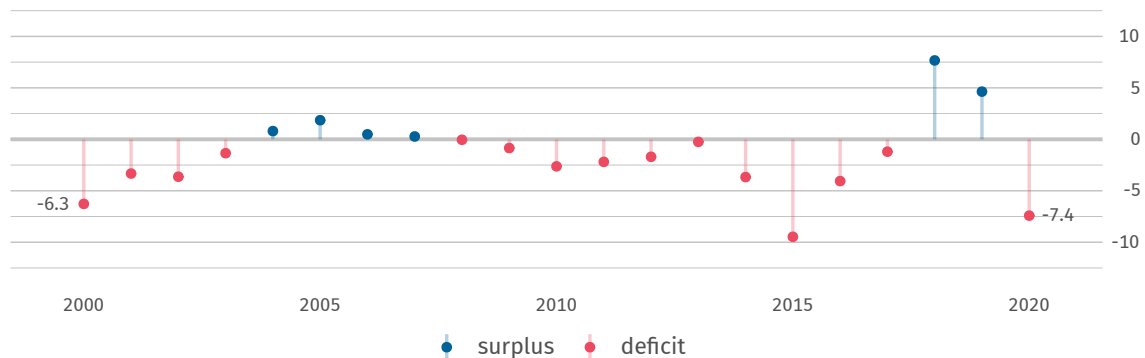
% of GDP
-7.4
(2020)

Source: IMF-WEO

General government revenue and expenditure % of GDP



General government net lending / borrowing % of GDP



Foreign direct
investment (FDI):
inward stocks

bn US\$
0.611
(2019)

Source: UNCTAD

Foreign direct
investment (FDI):
outward stocks

bn US\$
0.026
(2019)

Source: UNCTAD

Foreign direct
investment (FDI):
net flow, inward

bn US\$
0.041
(2019)

Source: UNCTAD

Foreign direct
investment (FDI):
net flow, outward

bn US\$
0.001
(2019)

Source: UNCTAD

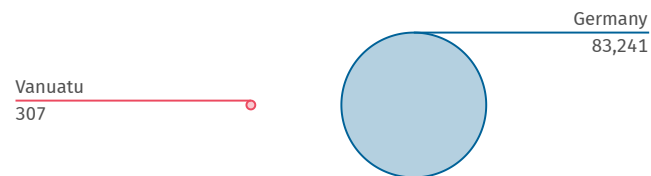


Population

Population total 1,000 307 (2020) Source: WB-WDI	Population density inhabitants per km² 24 (2018) Source: WB-WDI	Life expectancy at birth (women) years 72.2 (2019) Source: WB-WDI	Life expectancy at birth (men) years 69.0 (2019) Source: WB-WDI
----------------------------------------------------------------------------	-------------------------------------------------------------------------------------------	---------------------------------------------------------------------------------------------	-------------------------------------------------------------------------------------------

Population in relation to Germany 2020

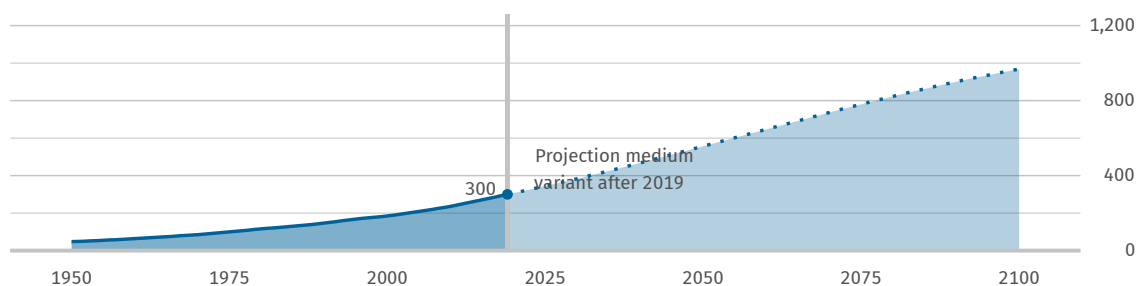
1,000



Source: WB-WDI

Population

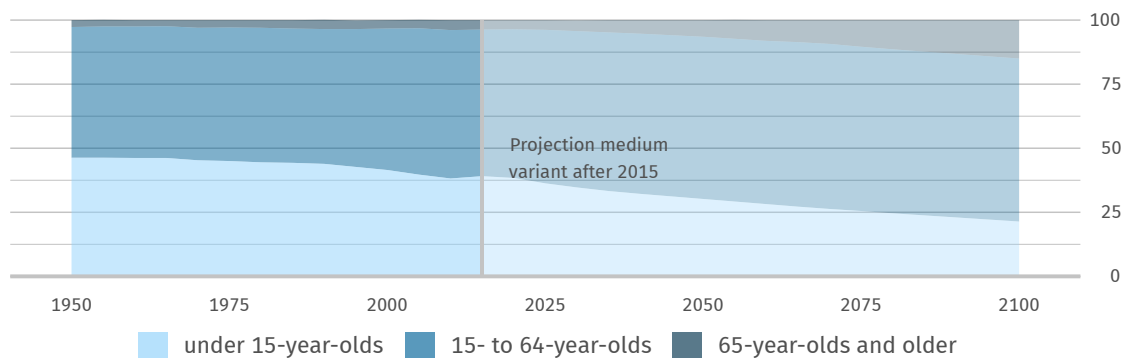
1,000



Source: UN-POP

Population by age group

proportion, %



Source: UN-POP



Health

Practising physicians per 1,000 inhabitants 0.2 (2012) Source: WHO	Hospital beds per 1,000 inhabitants 1.7 (2008) Source: WHO	Prevalence of raised blood pressure % 24.2 (2015) Source: WHO	Prevalence of obesity (BMI >= 30) % 25.2 (2016) Source: WHO
----------------------------------------------------------------------------------------------	--------------------------------------------------------------------------------------	-----------------------------------------------------------------------------------------	------------------------------------------------------------------------------------------



Education

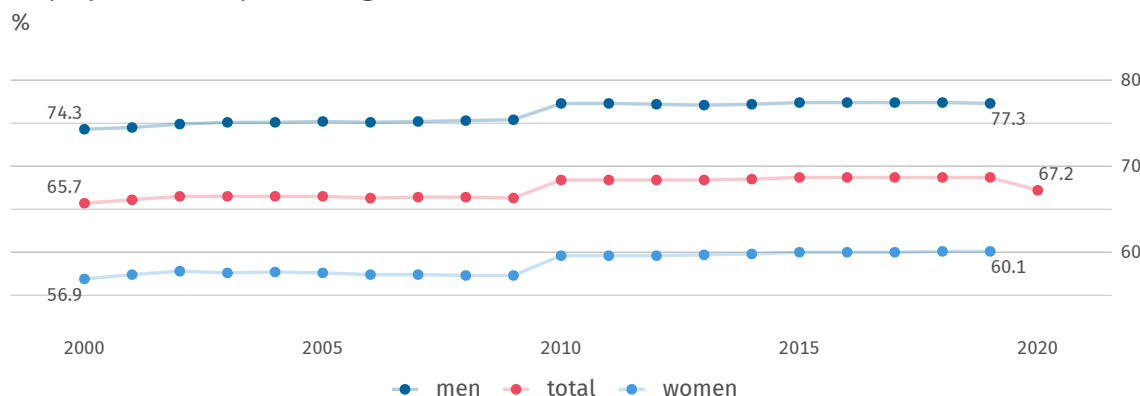
Government expenditure on education % of GDP 4.5 (2017) Source: UNESCO	Pupil-teacher ratio (primary education) number 26.6 (2015) Source: UNESCO	Pupil-teacher ratio (secondary education) number 20.6 (2015) Source: UNESCO	Students (tertiary education) per 100,000 inhabitants 468 (2004) Source: UNESCO*
--------------------------------------------------------------------------------------------------	-----------------------------------------------------------------------------------------------------	-------------------------------------------------------------------------------------------------------	------------------------------------------------------------------------------------------------------------



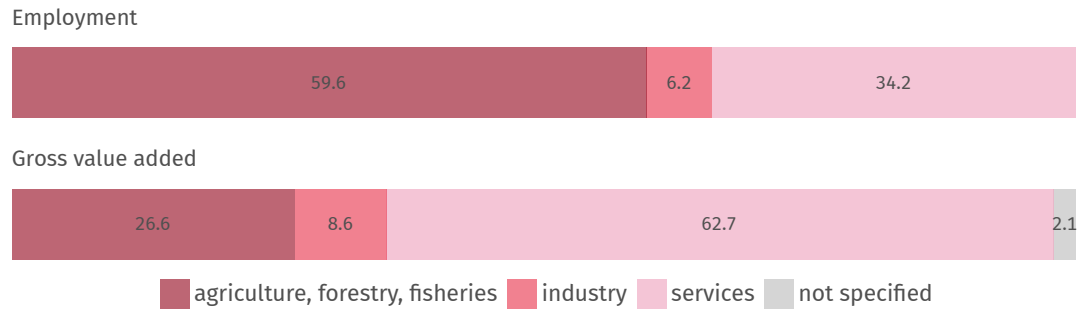
Labour force

Employment rate (persons aged 15+) % 67.2 (2020) Source: ILOSTAT	Labour force (persons aged 15+) 1,000 132 (2020) Source: ILOSTAT	Labour force participation rate (persons aged 15+) % 68.5 (2020) Source: ILOSTAT	Self-employment (persons aged 15+) % 71.8 (2020) Source: ILOSTAT
--------------------------------------------------------------------------------------------	--------------------------------------------------------------------------------------------	------------------------------------------------------------------------------------------------------------	--------------------------------------------------------------------------------------------

Employment rate (persons aged 15+)



Employment and gross value added by sector 2014



Source employment: ILOSTAT
Source gross value added: WB-WDI

Unemployment rate (persons aged 15+) % 2.0 (2020) Source: ILOSTAT	Unemployment rate (persons aged 15 to 24) % 4.2 (2019) Source: ILOSTAT	Long-term unemployment rate (persons aged 15+) % of unemployed persons 40.5 (2010) Source: ILOSTAT
-----------------------------------------------------------------------------------------	----------------------------------------------------------------------------------------------	--------------------------------------------------------------------------------------------------------------------------

Unemployment rate and youth unemployment rate





Living conditions

Human Development
Index (HDI)

value (0 low to 1 high)

0.609

(2019)

Source: UNDP

Human Development
Index (HDI)

rank (of 188 countries)

140

(2019)

Source: UNDP

Income distribution:
Gini coefficient

value (0 to 100; 0=equal distribution)

37.6

(2010)

Source: WB-WDI



Production

Index of industrial production

2010=100

No data

Source: IMF-IFS



Agriculture and forestry

Change of agricultural
production

% since 2000

+18

(2019)

Source: FAO*

Agricultural
land

% of land area

15.3

(2019)

Source: FAO*

Forest
area

% of land area

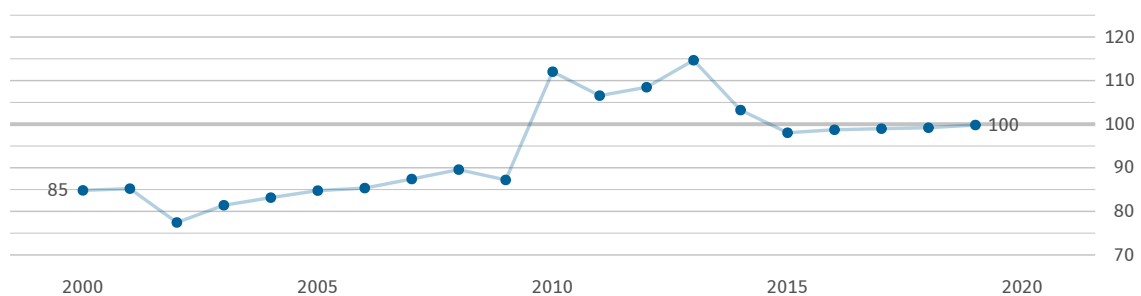
36.3

(2019)

Source: FAO*

Index of agricultural production

2014 to 2016 = 100



Source: FAO



Foreign trade

Export of goods

bn US\$
0.064
(2011)

Source: UN Comtrade

Import of goods

bn US\$
0.281
(2011)

Source: UN Comtrade

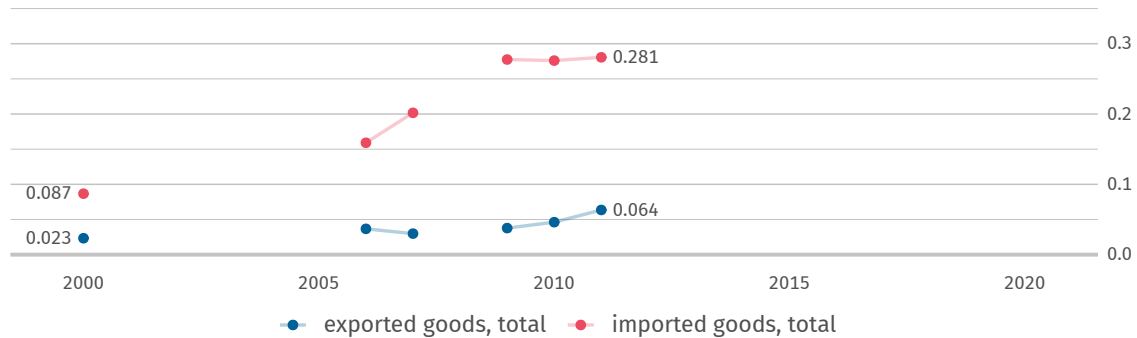
Trade balance, goods

bn US\$
-0.217
(2011)

Source: UN Comtrade*

Export and import of goods

bn US\$



Foreign trade balance

bn US\$



Goods exported to Germany

mn US\$
0.3
(2011)

Source: UN Comtrade

Goods exported to Germany

% of all goods exported
0.5
(2011)

Source: UN Comtrade*

Goods imported from Germany

mn US\$
0.4
(2011)

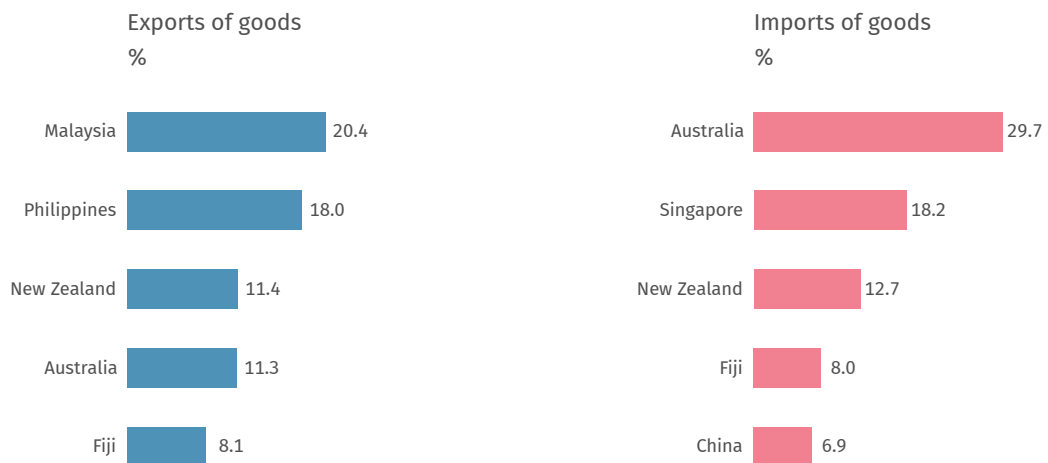
Source: UN Comtrade

Goods imported from Germany

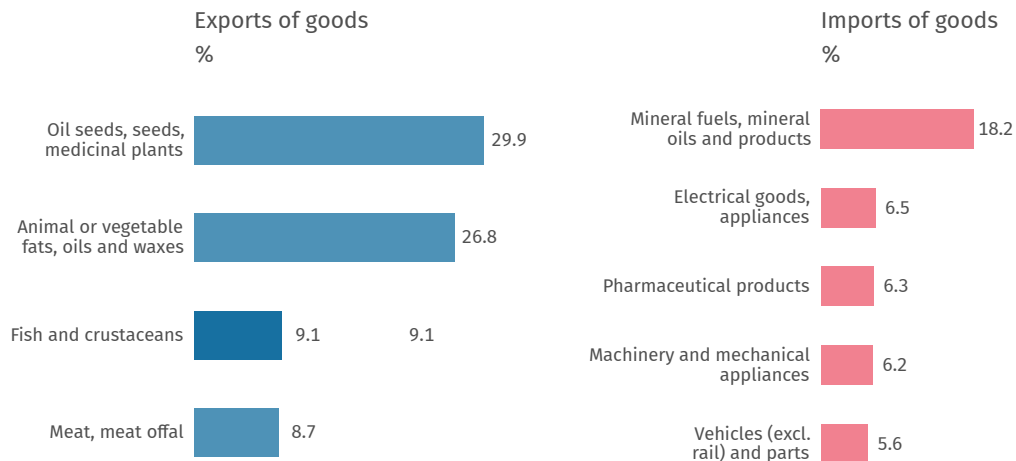
% of all goods imported
0.1
(2011)

Source: UN Comtrade*

Main trading partners 2011



Main commodities traded 2011



Source: UN Comtrade*

Classification of commodities: Harmonized Commodity Description and Coding Systems (HS2).



Transport

Passenger cars
per 1,000 inhabitants
No data

Source: OICA*

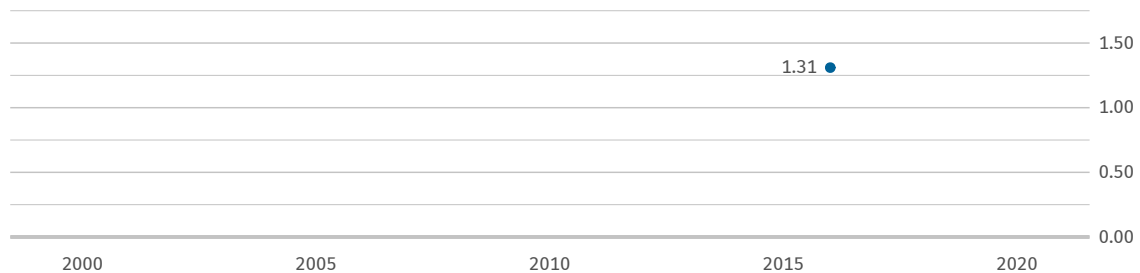
Total rail network
km per 1 mn inhabitants
No data

Source: WB-WDI*

Air transport
per 1,000 inhabitants
1,557
(2019)

Source: WB-WDI*

Gasoline price at the pump
US\$ per litre



Data collection conducted every two years.
Source: WB-WDI



Environment and energy

Carbon dioxide
emissions
tonnes per capita

0.3
(2019)

Source: EDGAR

Total primary
energy supply
kg oil equivalent per capita

159
(2007)

Source: WB-WDI

Gross electricity
consumption
kWh per capita

No data

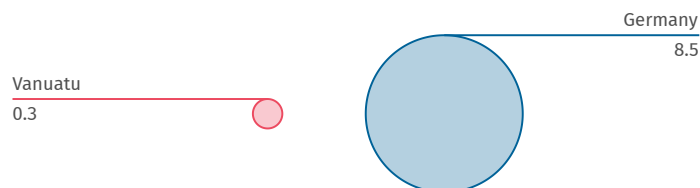
Source: WB-WDI

Renewable
energy
% of total final energy
consumption

36.1
(2015)

Source: WB-WDI

Carbon dioxide emissions in relation to Germany 2019
tonnes per capita



Source: EDGAR



Science, research, technology

Gross domestic
expenditure on R&D

% of GDP
No data

Source: UNESCO

Researchers

per 1 mn inhabitants
No data

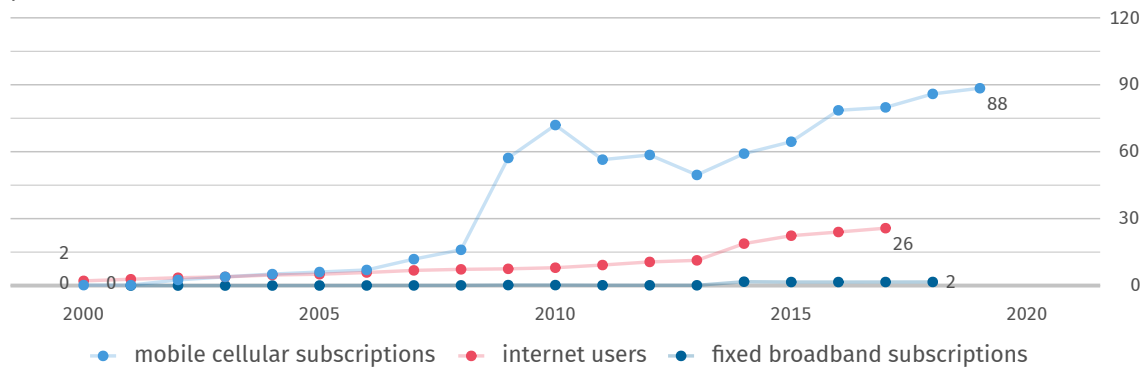
Source: UNESCO

Resident patent
applications

per 1 mn inhabitants
No data

Source: WIPO

Dissemination of modern communication technology
per 100 inhabitants



Source: ITU



Sources

EDGAR	Emissions Database for Global Atmospheric Research, European Commission
FAO	United Nations, Food and Agricultural Organization
ILOSTAT	International Labour Organization, ILOSTAT - Database
IMF-IFS	International Monetary Fund, International Financial Statistics
IMF-WEO	International Monetary Fund, World Economic Outlook
ITU	United Nations, International Telecommunication Union
OICA	International Organization of Motor Vehicle Manufacturers
UN Comtrade	United Nations, Comtrade Database
UNCTAD	United Nations, Conference on Trade and Development
UNDP	United Nations Development Programme
UNESCO	United Nations, Educational, Scientific and Cultural Organization
UNPOP	United Nations, Population Division
WB-WDI	World Bank, World Development Indicators
WHO	World Health Organization, Global Health Observatory
WIPO	World Intellectual Property Organization

* Own calculations based on the original data source.

More international data and statistical country profiles on all other UN Member States:
www.destatis.de/international_en