

Argentina

Statistical Country Profile



Edition 08/2024

Publication date: 05 August 2024

Contact us: www.destatis.de/contact

Phone: +49 611 75 2405

© Federal Statistical Office of Germany (Destatis), 2024

Reproduction and distribution, also of parts, are permitted, provided that the source is mentioned.

Contents

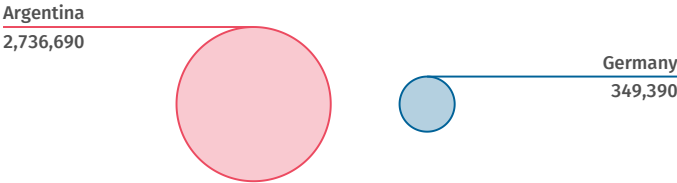
General information	3
Economy and finance	3
Population	5
Health	7
Education	7
Labour force	7
Living conditions	9
Manufacturing	9
Agriculture and forestry	9
Foreign trade	10
Transport	12
Environment and energy	12
Science, research and technology	13
Sources	13



General information

Capital city Buenos Aires	Official language Spanish	Currency Argentine Peso
-------------------------------------	-------------------------------------	-----------------------------------

Land area in relation to Germany km²



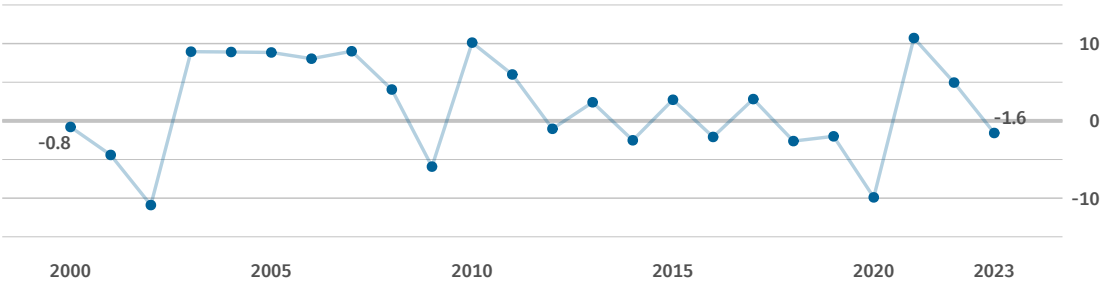
Source: WB-WDI



Economy and finance

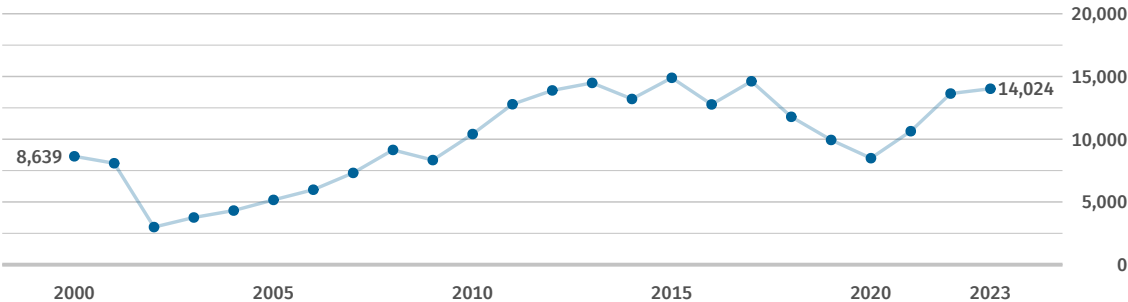
Gross domestic product (GDP), total bn US\$ 655 (2023) Source: IMF-WEO	GDP, real change % since 2000 +49 (2023) Source: IMF-WEO*	GDP per capita US\$ 14,024 (2023) Source: IMF-WEO	GDP per capita internat. US\$ 26,766 (2023) Source: IMF-WEO
--	---	---	---

Gross domestic product, real change % on previous year



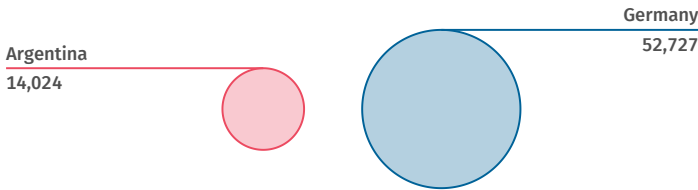
Source: IMF-WEO

Gross domestic product per capita US\$



Source: IMF-WEO

Gross domestic product per capita in relation to Germany, 2023
US\$



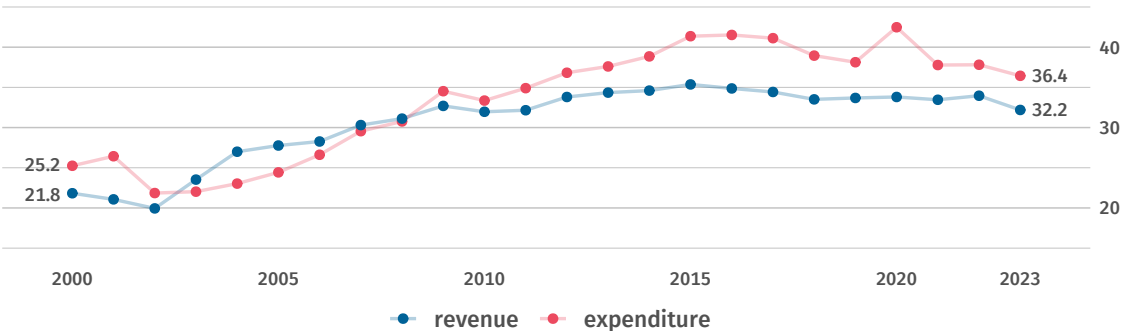
Source: IMF-WEO

Inflation rate
(change of consumer
price index)
% on previous year
+10.6
(2013)
Source: IMF-IFS

General government
gross debt
% of GDP
154.5
(2023)
Source: IMF-WEO

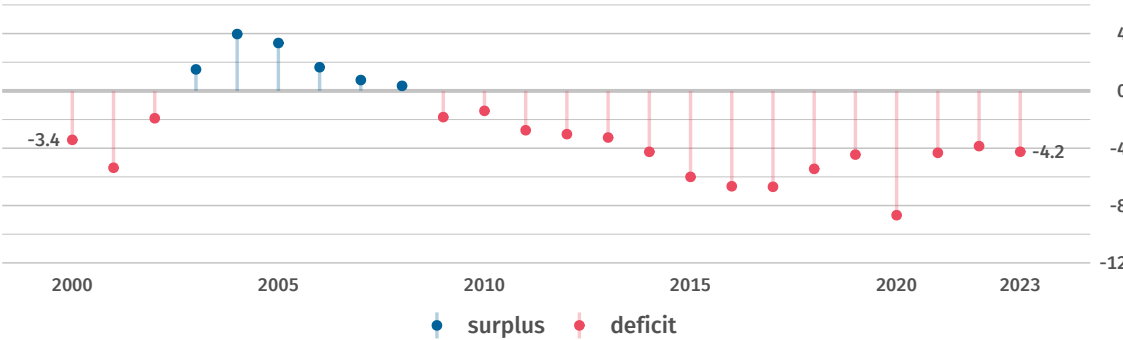
General government
net lending / borrowing
% of GDP
-4.2
(2023)
Source: IMF-WEO

General government revenue and expenditure
% of GDP



Source: IMF-WEO

General government net lending / borrowing
% of GDP



Source: IMF-WEO

Foreign direct
investment (FDI):
inward stocks

bn US\$

117

(2022)

Source: UNCTAD

Foreign direct
investment (FDI):
outward stocks

bn US\$

45

(2022)

Source: UNCTAD

Foreign direct
investment (FDI):
net flow, inward

bn US\$

15

(2022)

Source: UNCTAD

Foreign direct
investment (FDI):
net flow, outward

bn US\$

2

(2022)

Source: UNCTAD



Population

Population
total

1,000

46,655

(2023)

Source: WB-WDI

Population
density

inhabitants per km²

17

(2021)

Source: WB-WDI

Life expectancy
at birth (women)

years

79.3

(2022)

Source: WB-WDI

Life expectancy
at birth (men)

years

72.9

(2022)


Source: WB-WDI

Population in relation to Germany, 2023

1,000

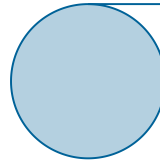
Argentina

46,655



Germany

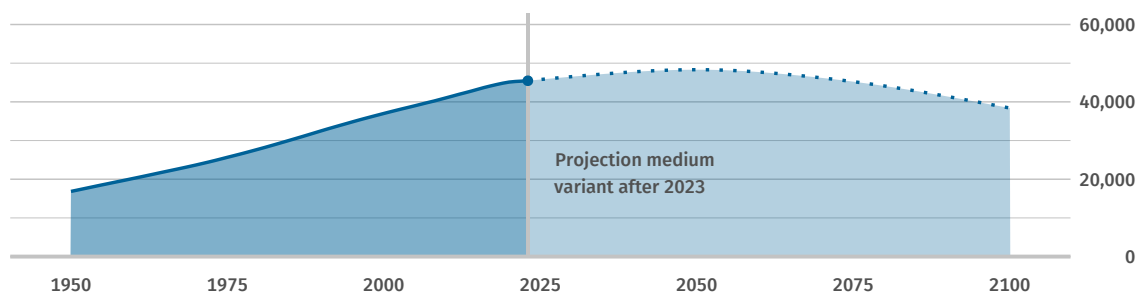
84,482



Source: WB-WDI

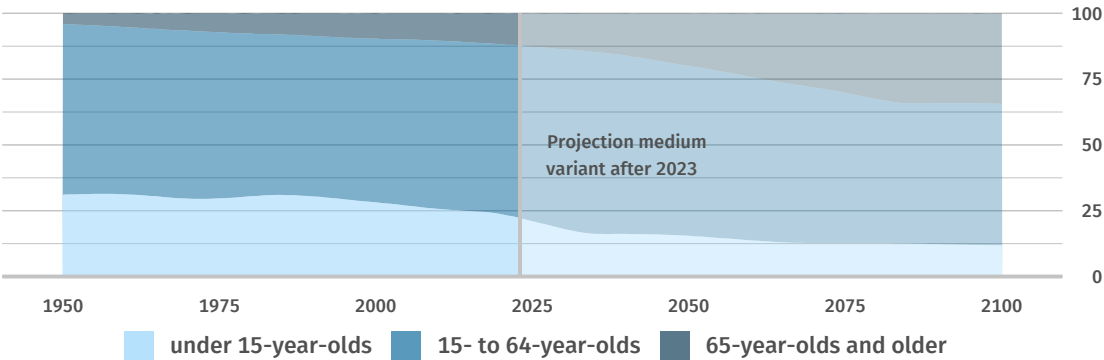
Population

1,000

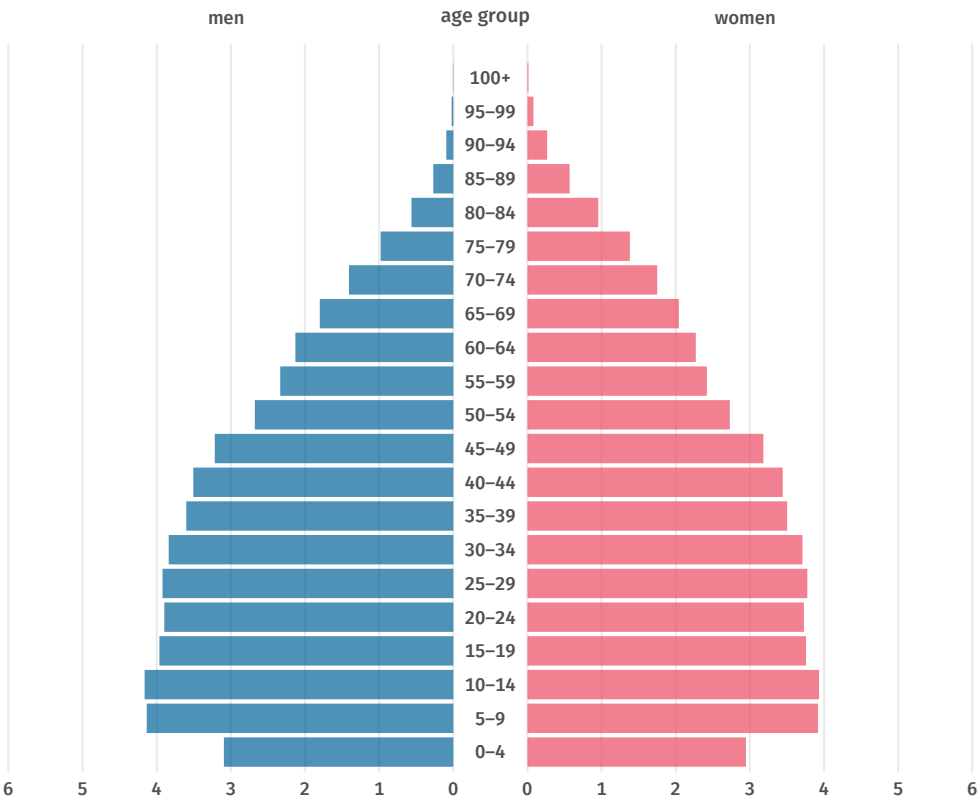


Source: UN-POP

Population by age group
proportion, %



Population pyramid, 2023
% of total population





Health

Practising physicians per 1,000 inhabitants 4.1 (2022) Source: WHO	Hospital beds per 1,000 inhabitants 3.3 (2021) Source: WHO	Prevalence of raised blood pressure % 40.4 (2019) Source: WHO	Prevalence of obesity (BMI >= 30) % 35.4 (2022) Source: WHO
--	--	---	--



Education

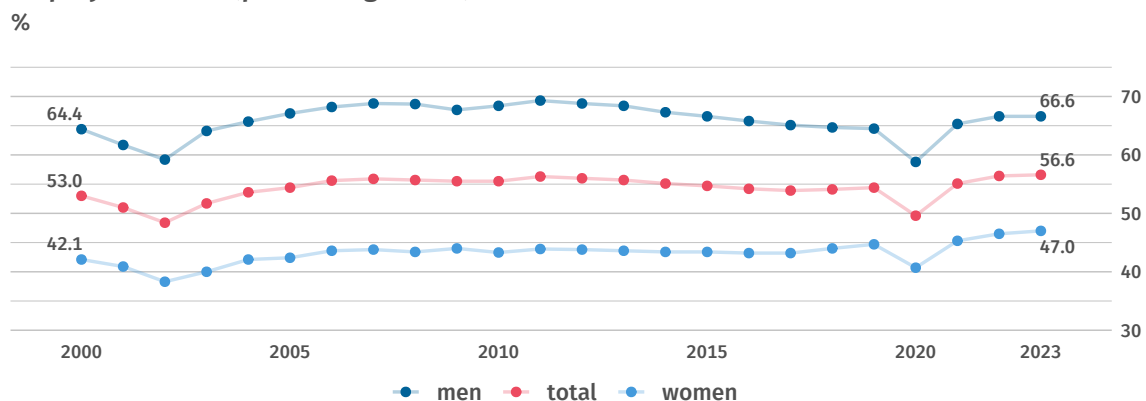
Government expenditure on education % of GDP 5.0 (2020) Source: UNESCO	Pupil-teacher ratio (primary education) number 17.2 (2008) Source: UNESCO	Pupil-teacher ratio (secondary education) number 12.2 (2008) Source: UNESCO	Students (tertiary education) per 100,000 inhabitants 7,170 (2018) Source: UNESCO*
--	---	---	--



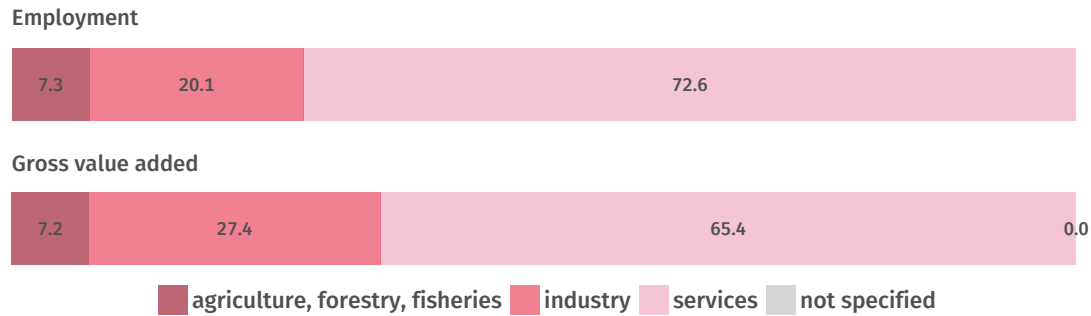
Labour force

Employment rate (persons aged 15+) % 56.6 (2023) Source: ILOSTAT	Labour force (persons aged 15+) 1,000 21,493 (2023) Source: ILOSTAT	Labour force participation rate (persons aged 15+) % 60.8 (2023) Source: ILOSTAT	Self-employment (persons aged 15+) % 27.6 (2022) Source: ILOSTAT
--	---	--	--

Employment rate (persons aged 15+)



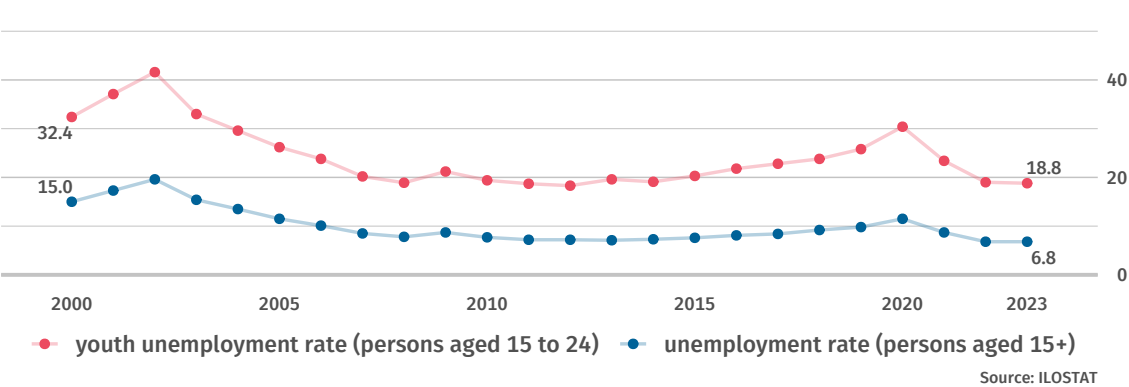
Employment and gross value added by sector, 2021



Source for employment: ILOSTAT
Source for gross value added: UNSD

Unemployment rate (persons aged 15+) %	Unemployment rate (persons aged 15 to 24) %	Long-term unemployment rate (persons aged 15+) % of unemployed persons
6.8	18.8	40.7
(2023)	(2023)	(2021)
Source: ILOSTAT	Source: ILOSTAT	Source: ILOSTAT

Unemployment rate and youth unemployment rate





Living conditions

Human Development
Index (HDI)

value (0 low to 1 high)

0.849

(2022)

Source: UNDP

Human Development
Index (HDI)

rank (of 193 countries)

48

(2022)

Source: UNDP

Income distribution:
Gini coefficient

value (0 to 100; 0=equal distribution)

40.7

(2022)

Source: WB-WDI



Manufacturing

Index of industrial production
2010=100

No data

Source: IMF-IFS



Agriculture and forestry

Change in agricultural
production

% since 2000

+56

(2021)

Source: FAO*

Agricultural
land

% of land area

43.1

(2021)

Source: FAO*

Forest
area

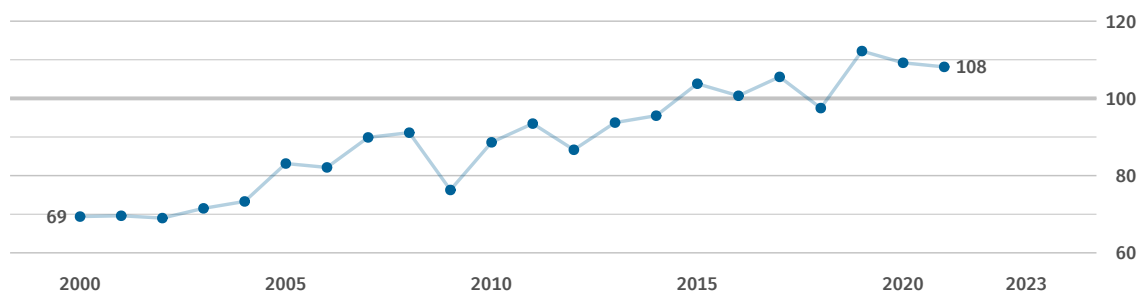
% of land area

10.4

(2021)

Source: FAO*

Index of agricultural production
2014 to 2016 = 100



Source: FAO



Foreign trade

Export of goods

bn US\$

66.789

(2023)

Source: UN Comtrade

Import of goods

bn US\$

73.714

(2023)

Source: UN Comtrade

Trade balance, goods

bn US\$

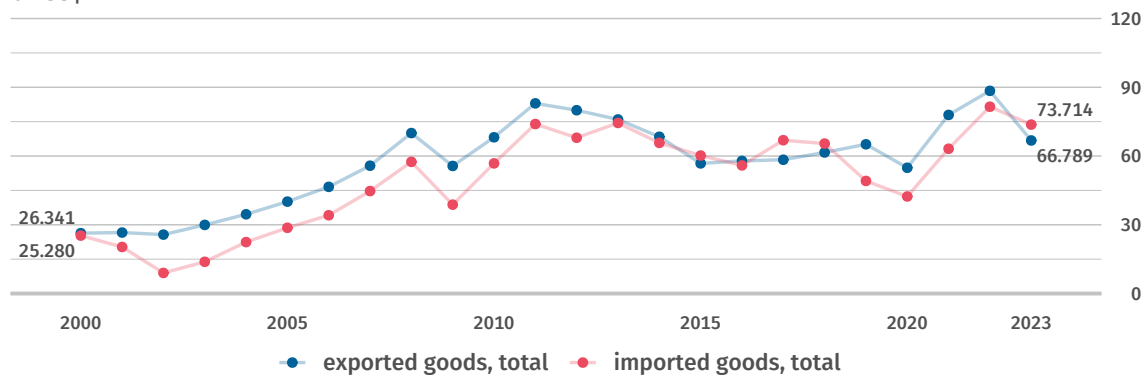
-6.925

(2023)

Source: UN Comtrade*

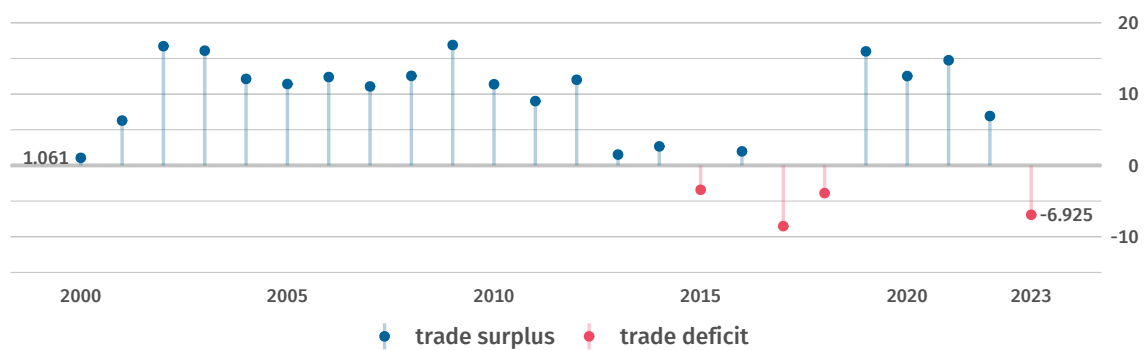
Export and import of goods

bn US\$



Foreign trade balance

bn US\$



Goods exported to Germany

mn US\$

764

(2023)

Source: UN Comtrade

Goods exported to Germany

% of all goods exported

1.1

(2023)

Source: UN Comtrade*

Goods imported from Germany

mn US\$

2,784

(2023)

Source: UN Comtrade

Goods imported from Germany


% of all goods imported

3.8

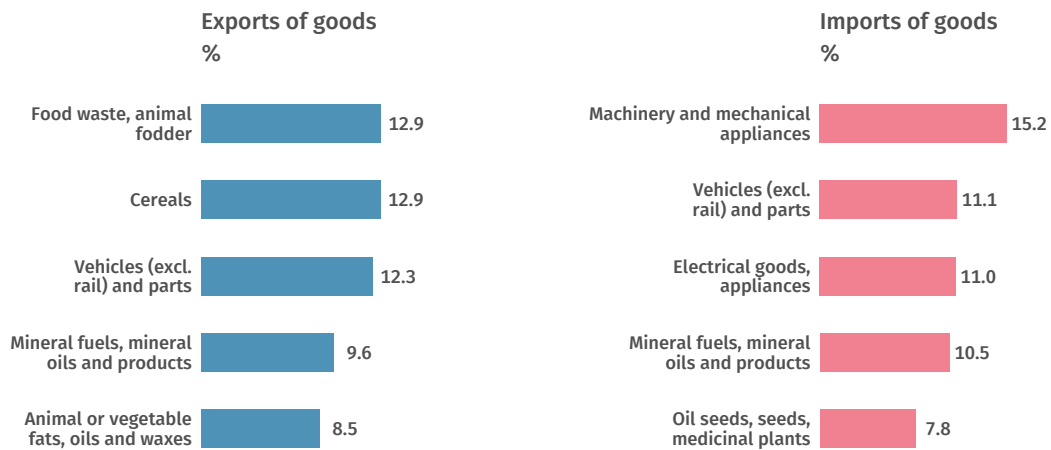
(2023)

Source: UN Comtrade*

Main trading partners, 2023



Main commodities traded, 2023



Source: UN Comtrade*

Classification of commodities: Harmonized Commodity Description and Coding Systems (HS2).



Transport

Passenger cars
per 1,000 inhabitants

234

(2020)

Source: OICA*

Total rail network
km per 1 mn inhabitants

398

(2019)

Source: WB-WDI*


Air transport, passengers
per 1,000 inhabitants

146

(2021)

Source: WB-WDI*

Pump price for gasoline in relation to Germany US\$ per litre



Source: GPP, 2024-07-29



Environment and energy

Carbon dioxide
emissions
tonnes per capita

4.0

(2022)

Source: EDGAR

Total primary
energy supply
kg oil equivalent per capita

2,030

(2014)

Source: WB-WDI

Gross electricity
consumption
kWh per capita

3,075

(2014)

Source: WB-WDI

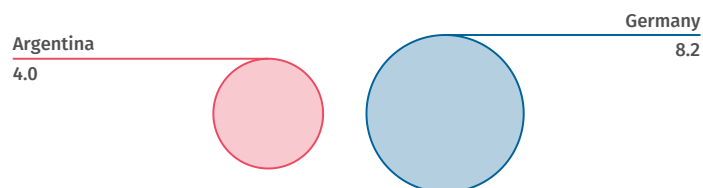
Renewable
energy
% of total final energy
consumption

9.2

(2021)

Source: WB-WDI

Carbon dioxide emissions in relation to Germany, 2022 tonnes per capita



Source: EDGAR



Science, research and technology

Gross domestic
expenditure on R&D
% of GDP

0.5

(2018)

Source: UNESCO

Researchers

per 1 mn inhabitants

1,211

(2018)

Source: UNESCO

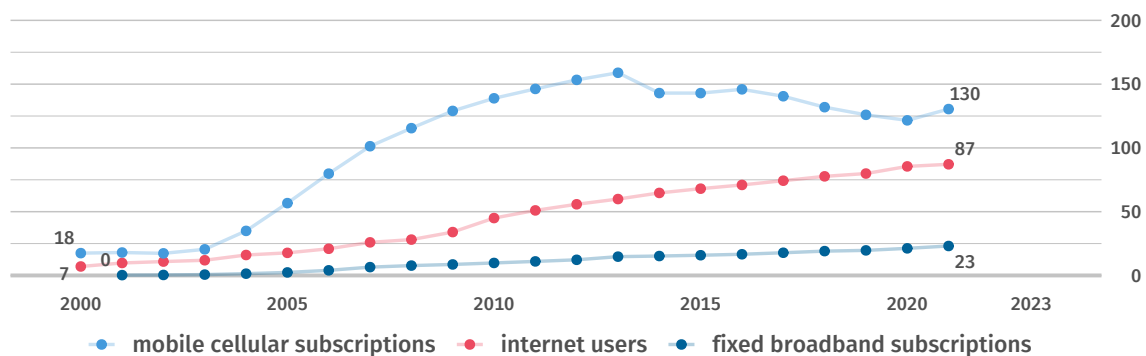
Resident patent
applications
per 1 mn inhabitants

9

(2021)

Source: WIPO

Dissemination of communication technology per 100 inhabitants



Source: ITU



Sources

EDGAR	Emissions Database for Global Atmospheric Research, European Commission
FAO	United Nations, Food and Agricultural Organization
GPP	GlobalPetrolPrices.com
ILOSTAT	International Labour Organization, ILOSTAT - Database
IMF-IFS	International Monetary Fund, International Financial Statistics
IMF-WEO	International Monetary Fund, World Economic Outlook
ITU	United Nations, International Telecommunication Union
OICA	International Organization of Motor Vehicle Manufacturers
UN Comtrade	United Nations, Comtrade Database
UNCTAD	United Nations, Conference on Trade and Development
UNDP	United Nations Development Programme
UNESCO	United Nations, Educational, Scientific and Cultural Organization
UNPOP	United Nations, Population Division
UNSD	United Nations, Statistics Division
WB-WDI	World Bank, World Development Indicators
WHO	World Health Organization, Global Health Observatory
WIPO	World Intellectual Property Organization

* Own calculations based on the original data source.

©nanoline icons by vuuds + Caviar-Premium Icons by Neway Lau, CreativMarket / own adaptation

Statistical country profiles on all UN Member States: www.destatis.de/countryprofiles