

# Afghanistan

## Statistical Country Profile



**Edition 05/2019**

Publication date: 13 May 2019

Contact us:

[www.destatis.de/contact](http://www.destatis.de/contact)

Phone: +49 (0) 611 / 75 24 05

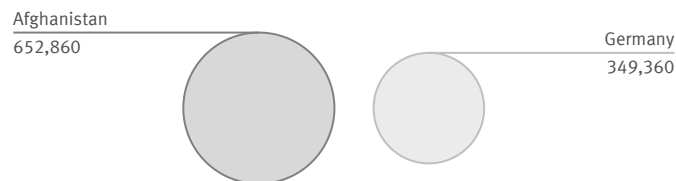
## Contents

■ General information . . . . .	3
■ Economy and finance . . . . .	3
■ Population . . . . .	5
■ Health . . . . .	6
■ Education . . . . .	6
■ Labour force . . . . .	6
■ Living conditions . . . . .	8
■ Production . . . . .	8
■ Agriculture and forestry . . . . .	8
■ Foreign trade . . . . .	9
■ Transport . . . . .	11
■ Environment and energy . . . . .	11
■ Science, research, technology . . . . .	12
■ Sources . . . . .	12

## General information

Capital city <b>Kabul</b>	Official language <b>Afghan Persian or Dari, Pashto</b>	Currency <b>Afghani</b>
------------------------------	--	----------------------------

Land area in relation to Germany  
km²

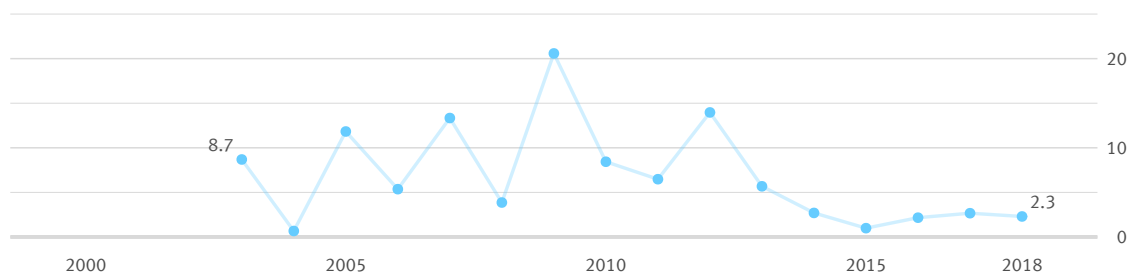


Source: WB-WDI

## Economy and finance

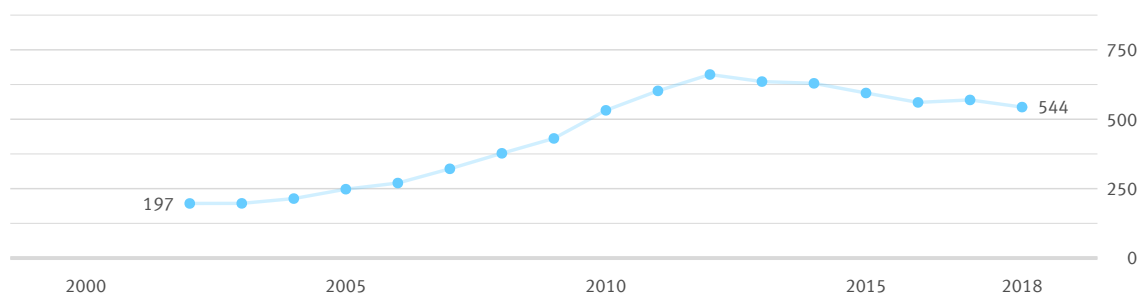
Gross domestic product (GDP), total bn US\$ <b>20</b> (2018) Source: IMF-WEO	GDP, real change % since 2000 <b>+183</b> (2018) Source: IMF-WEO*	GDP per capita US\$ <b>544</b> (2018) Source: IMF-WEO	GDP per capita internat. US\$ <b>2,017</b> (2018) Source: IMF-WEO
---	--	--	--

Gross domestic product, real change  
% on previous year



Source: IMF-WEO

Gross domestic product per capita  
US\$



Source: IMF-WEO

Inflation rate  
(change of consumer  
price index)  
% on previous year

**+5.0**

(2017)

Source: IMF-IFS

General government  
gross debt

% of GDP

**7.1**

(2018)

Source: IMF-WEO

General government  
net lending / borrowing

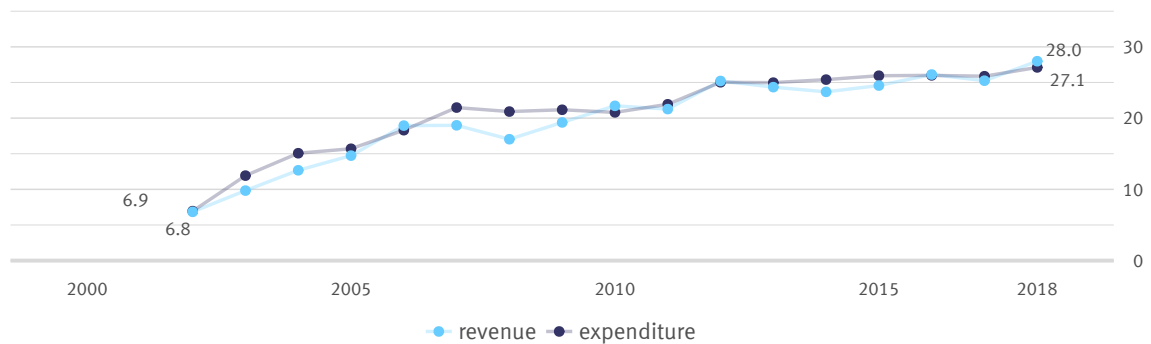
% of GDP

**+0.9**

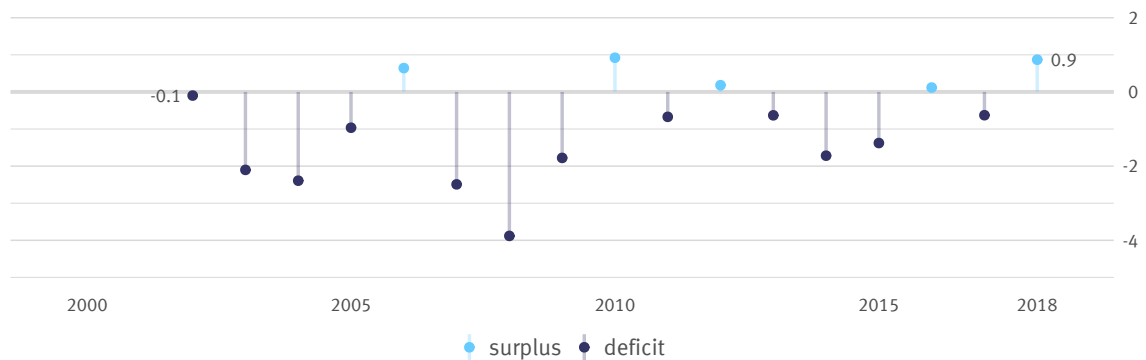
(2018)

Source: IMF-WEO

### General government revenue and expenditure % of GDP



### General government net lending / borrowing % of GDP



Foreign direct  
investment (FDI):  
inward stocks  
bn US\$

**1.361**

(2016)

Source: UNCTAD

Foreign direct  
investment (FDI):  
outward stocks  
bn US\$

**0.006**

(2016)

Source: UNCTAD

Foreign direct  
investment (FDI):  
net flow, inward  
bn US\$

**0.100**

(2016)

Source: UNCTAD

Foreign direct  
investment (FDI):  
net flow, outward  
bn US\$

**-0.001**

(2016)


Source: UNCTAD

## Population

Population total 1,000	Population density inhabitants per km <sup>2</sup>	Life expectancy at birth (women) years	Life expectancy at birth (men) years
<b>35,530</b>	<b>54</b>	<b>65.4</b>	<b>62.8</b>
(2017)	(2017)	(2017)	(2017)
Source: WB-WDI	Source: WB-WDI	Source: WB-WDI	Source: WB-WDI

### Population in relation to Germany 2017

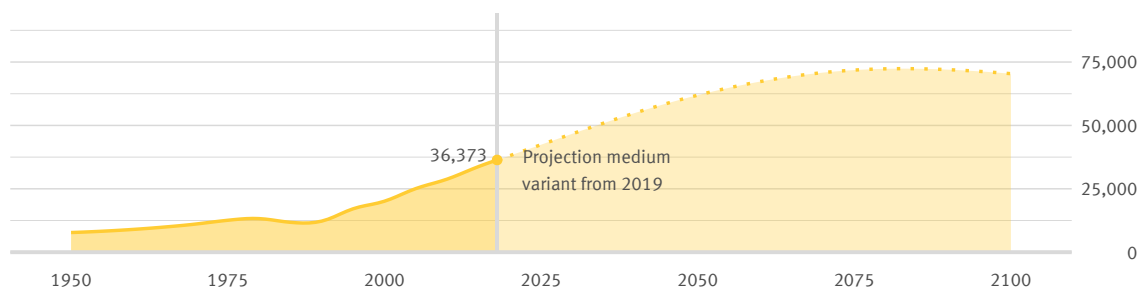
1,000



Source: WB-WDI

### Population

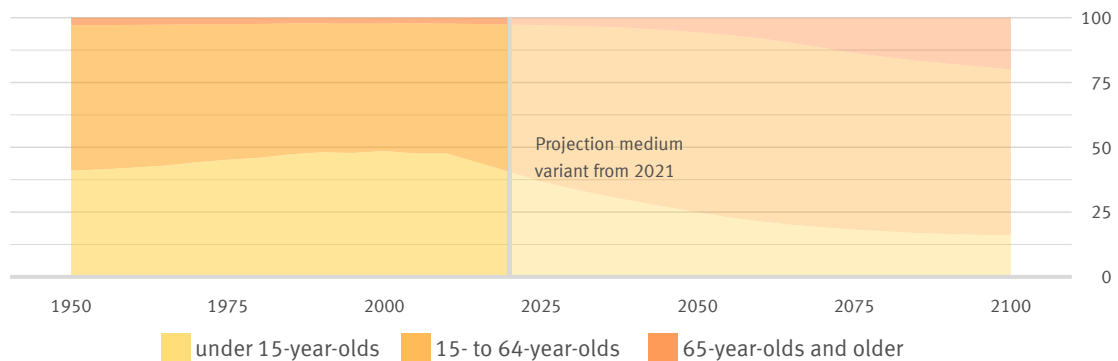
1,000



Source: UN-POP

### Population by age group

proportion, %



Source: UN-POP

## Health

Practising physicians per 1,000 inhabitants	Hospital beds per 1,000 inhabitants	Prevalence of raised blood pressure %	Prevalence of obesity (BMI $\geq$ 30) %
0.3	0.5	30.6	5.5
(2016) Source: WHO	(2015) Source: WHO	(2015) Source: WHO	(2016) Source: WHO

## Education

Government expenditure on education % of GDP	Pupil-teacher ratio (primary education) number	Pupil-teacher ratio (secondary education) number	Students (tertiary education) per 100,000 inhabitants
3.2	44.3	38.9	802
(2015) Source: UNESCO	(2017) Source: UNESCO	(2017) Source: UNESCO	(2014) Source: UNESCO*

## Labour force

Employment rate (persons aged 15+) %	Labour force (persons aged 15+) 1,000	Labour force participation rate (persons aged 15+) %	Self-employment (persons aged 15+) %
49.5	10,937	54.2	67.3
(2017) Source: ILO-KILM	(2017) Source: ILO-KILM	(2017) Source: ILO-KILM	(2017) Source: ILO-KILM

### Employment rate (persons aged 15+)



Source: ILO-KILM

## Employment and gross value added by sector 2017

%

Employment



Gross value added



■ agriculture, forestry, fisheries 
 ■ industry 
 ■ services 
 ■ not specified

Source employment: ILO-KILM  
 Source gross value added: WB-WDI

Unemployment rate  
(persons aged 15+)  
%

**8.8**

(2017)

Source: ILO-KILM

Unemployment rate  
(persons aged 15 to 24)  
%

**17.7**

(2017)

Source: ILO-KILM

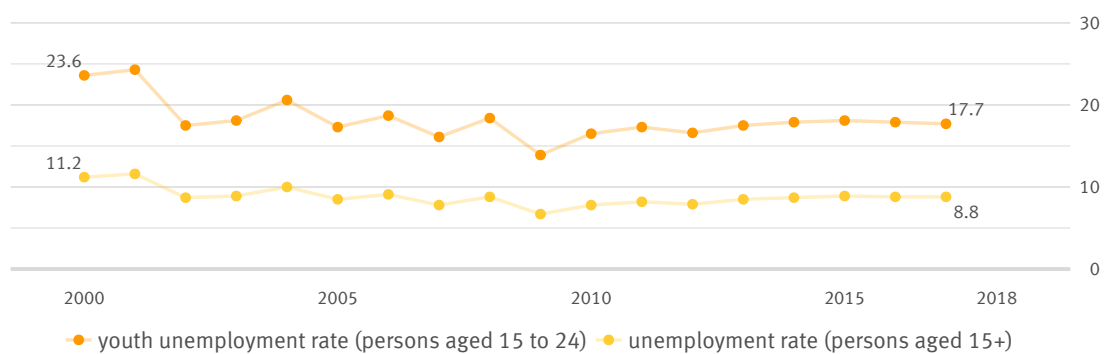
Long-term unemployment rate  
(persons aged 15+)  
% of unemployed persons

No data

Source: ILO-KILM

## Unemployment rate and youth unemployment rate

%



Source: ILO-KILM

## Living conditions

Human Development  
Index (HDI)  
value (0 low to 1 high)

**0.479**

(2015)  
Source: UNDP

Human Development  
Index (HDI)  
rank (of 188 countries)

**169**

(2015)  
Source: UNDP

Income distribution:  
Gini coefficient  
value (0 to 100; 0=equal distribution)

**27.8**

(2008)  
Source: WB-WDI

## Production

Index of industrial production  
2010=100

No data

Source: IMF-IFS

## Agriculture and forestry

Change of agricultural  
production  
% since 2000

**+47**

(2016)  
Source: FAO\*

Agricultural  
land  
% of land area

**58.1**

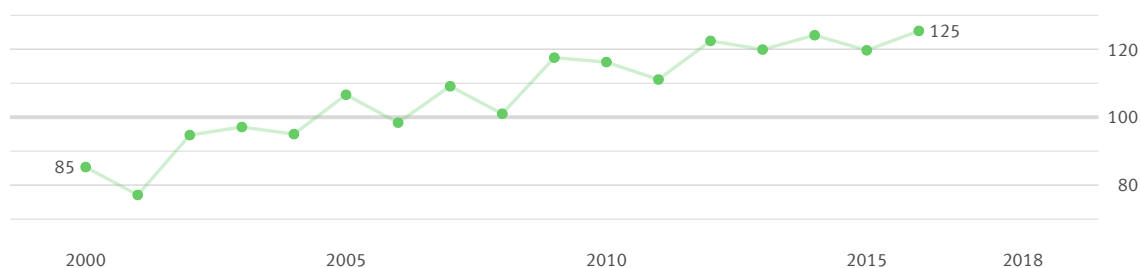
(2016)  
Source: FAO\*

Forest  
area  
% of land area

**2.1**

(2016)  
Source: FAO\*

Index of agricultural production  
2004 to 2006 = 100



Source: FAO



## Foreign trade

Export of goods  
bn US\$

**0.596**

(2016)

Source: UN Comtrade

Import of goods  
bn US\$

**6.534**

(2016)

Source: UN Comtrade

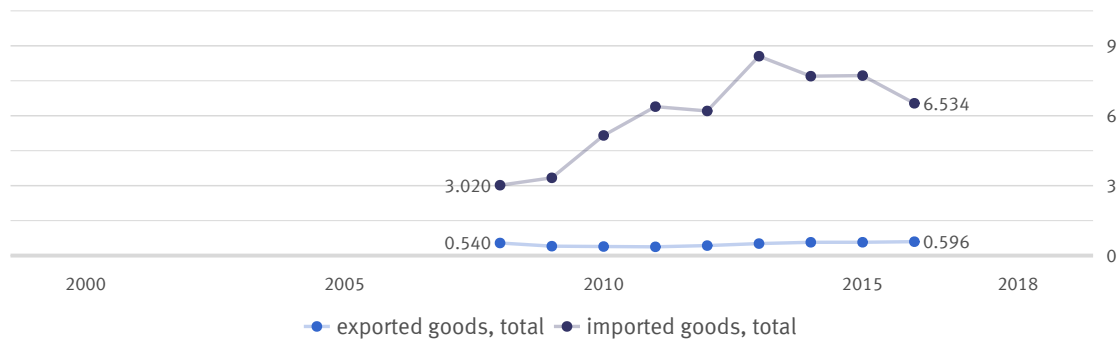
Trade balance, goods  
bn US\$

**-5.938**

(2016)

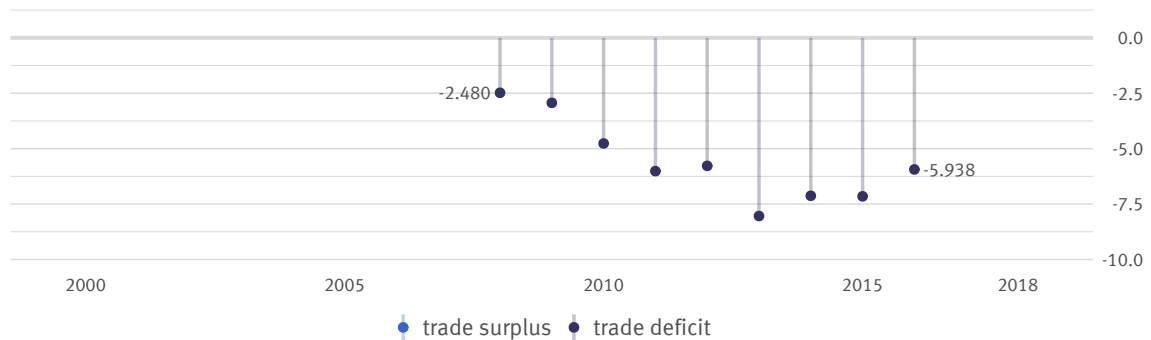
Source: UN Comtrade\*

### Export and import of goods US\$



Source: UN Comtrade

### Foreign trade balance US\$



Source: UN Comtrade

Goods exported  
to Germany  
mn US\$

**4.4**

(2016)

Source: UN Comtrade

Goods exported  
to Germany  
% of all goods exported

**0.7**

(2016)

Source: UN Comtrade\*

Goods imported  
from Germany  
mn US\$

**29.4**

(2016)

Source: UN Comtrade

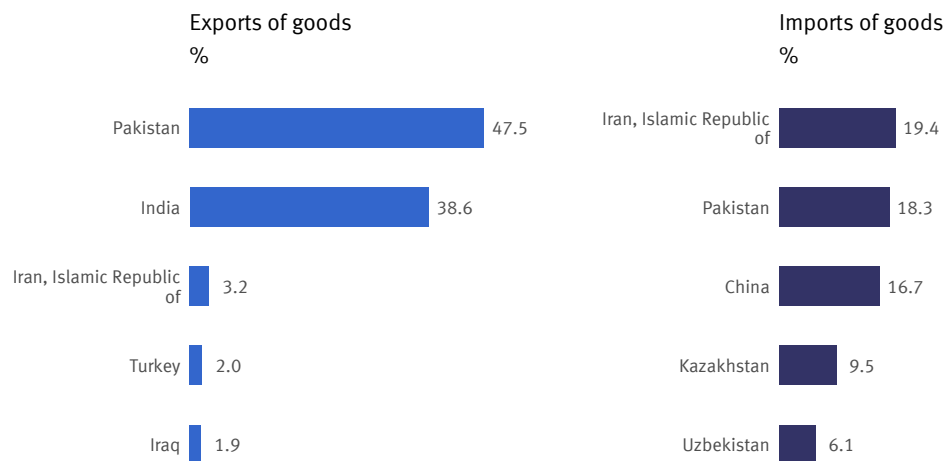
Goods imported  
from Germany  
% of all goods imported

**0.5**

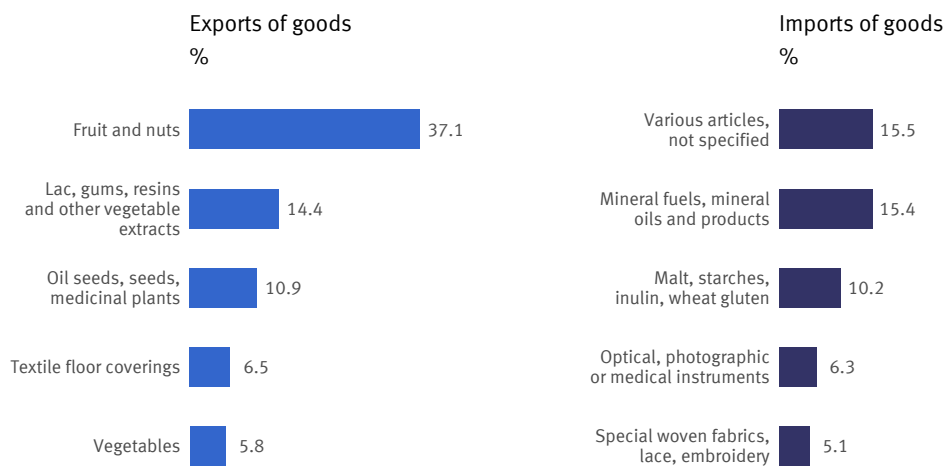
(2016)

Source: UN Comtrade\*

## Main trading partners 2016



## Main commodities traded 2016



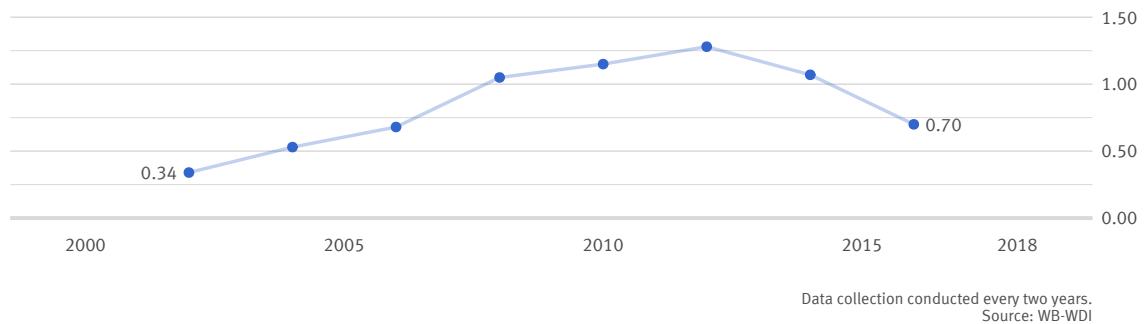
Source: UN Comtrade\*

Classification of commodities: Harmonized Commodity Description and Coding Systems (HS2).

## Transport

<b>Passenger cars</b> per 1,000 inhabitants  <b>34</b> (2015) Source: OICA*	<b>Total rail network</b> km per 1 mn inhabitants  No data Source: WB-WDI*	<b>Air transport</b> per 1,000 inhabitants  <b>52</b> (2017) Source: WB-WDI*
--	--	---

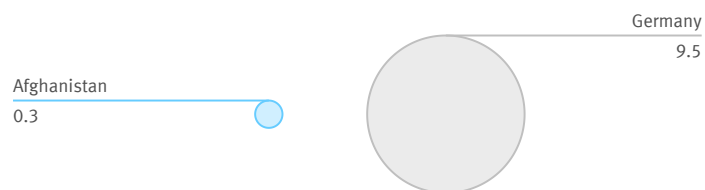
### Gasoline price at the pump US\$ per litre



## Environment and energy

<b>Carbon dioxide emissions</b> tonnes per capita  <b>0.3</b> (2016) Source: EDGAR	<b>Total primary energy supply</b> kg oil equivalent per capita  No data Source: WB-WDI	<b>Gross electricity consumption</b> kWh per capita  No data Source: WB-WDI	<b>Renewable energy</b> % of total final energy consumption  <b>18.4</b> (2015) Source: WB-WDI
---	---	---	---

### Carbon dioxide emissions in relation to Germany 2016 tonnes per capita

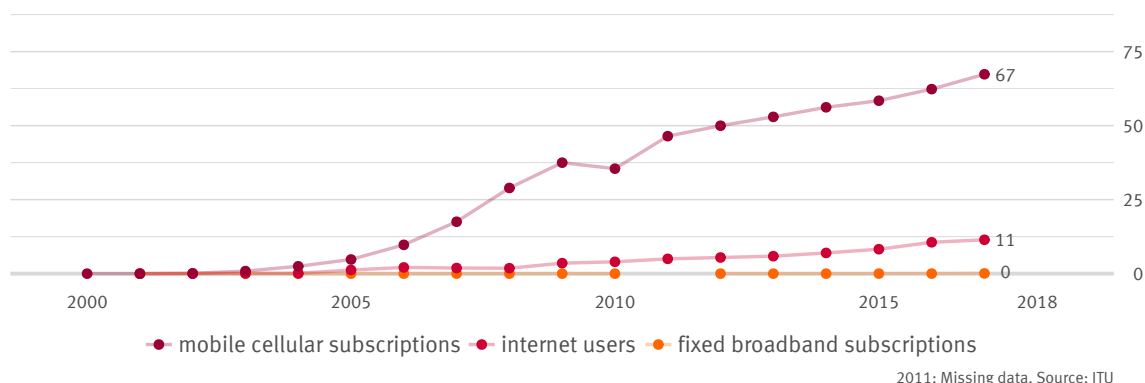


Source: EDGAR

## Science, research, technology

Gross domestic expenditure on R&D % of GDP	Researchers per 1 mn inhabitants	Resident patent applications per 1 mn inhabitants
No data	No data	No data
Source: UNESCO	Source: UNESCO	Source: WIPO

### Dissemination of modern communication technology per 100 inhabitants



## Sources

EDGAR	Emissions Database for Global Atmospheric Research, European Commission
FAO	United Nations, Food and Agricultural Organization
ILO-KILM	International Labour Organization, Key Indicators of the Labour Market
IMF-IFS	International Monetary Fund, International Financial Statistics
IMF-WEO	International Monetary Fund, World Economic Outlook
ITU	United Nations, International Telecommunication Union
OICA	International Organization of Motor Vehicle Manufacturers
UN Comtrade	United Nations, Comtrade Database
UNCTAD	United Nations, Conference on Trade and Development
UNDP	United Nations Development Programme
UNESCO	United Nations, Educational, Scientific and Cultural Organization
UNPOP	United Nations, Population Division
WB-WDI	World Bank, World Development Indicators
WHO	World Health Organization, Global Health Observatory
WIPO	World Intellectual Property Organization

\* Own calculations based on the original data source.

More international data and statistical country profiles on all other UN Member States:  
[www.destatis.de/international\\_en](http://www.destatis.de/international_en)