

# ANNUAL REPORT 2013



Interview with  
**Prof. Friedrich Pukelsheim**  
Professor for Stochastics, University of Augsburg  
Page 18

Interview with  
**Dr. Henning Scherf**  
Retired mayor of the Hanseatic City of Bremen  
Page 26

**Federal Statistical Office**

## **Imprint**

---

Published by  
Federal Statistical Office, Wiesbaden

Editing & interviews  
Heidrun Stirner and Ilka Willand  
jahresbericht@destatis.de

Design and layout  
KonzeptQuartier® GmbH, Fürth  
Barbara Both, Federal Statistical Office

Published in September 2014

---

© Statistisches Bundesamt, Wiesbaden 2014  
Reproduction and distribution, also of parts, are permitted  
provided that the source is mentioned.

---

### *Photo credits*

cover  
© KonzeptQuartier® GmbH / © Statistisches Bundesamt

pages 03, 04, 05, 06, 08, 10/11, 16, 44  
© Statistisches Bundesamt

pages 04, 18, 20  
© Peter Neidlinger

pages 04, 22/23  
© iStockphoto.com / gernme

pages 04, 27  
© www.torsten-kollmer.de

pages 05, 21, 29, 30, 31, 32, 34  
© KonzeptQuartier® GmbH

pages 05, 38/39  
© ARD / Axel Berger

pages 12/13, 37, 46  
© KonzeptQuartier® GmbH / © Statistisches Bundesamt

pages 14, 15  
© René Schiffer, Leitwerk Büro für Kommunikation

page 28  
© Ilka Willand

pages 39, 40, 41  
© Infratest dimap

Statist. Bundesamt - Bibliothek



14-03091

(06.2411)



# Dear reader,

How does Germany vote? This year the citizens of Germany are once again asked to cast their votes in the European elections. A look back at 2013 – the last election year – reveals that the [www.bundeswahlleiter.de](http://www.bundeswahlleiter.de) website got some 21 million clicks, with visitors looking for information on a variety of topics, such as the new legislation on elections. Germany's vote match tool, the "Wahl-o-mat", provided by the German Federal Agency for Civic Education on the internet, was used roughly 13 million times, with users keen to discover which party agenda best matched their individual positions. As the Federal Returning Officer, this is very encouraging news for me as I see it as a sign of interest and participation among the community.

While Germans were still deciding which way to vote in 2013, at the Federal Statistical Office we were busy making all the preparations for the election to the Bundestag. In this year's annual report, read how we made our way from the new election legislation to the final official results. Professor Friedrich Pukelsheim, an expert for the German Bundestag and a key figure in shaping the new legislation on elections, sits down with us to answer some questions about the new procedure.


How do Germans live? This second topic in the annual report presents another focus of our work. We report on the census of buildings and housing, which formed part of our 2011 census. The data from this survey provide the only nation-wide information currently available in Germany at this level of granularity. Dr. Henning Scherf is dedicated to the issue of housing in old age and brings the subject to life in an interview.

In this annual report, we would also like to introduce you to the Federal Statistical Office's team in Berlin, with responsibility for on-the-ground service in the capital. Comprising data from Germany and Europe, coupled with independent, professional advice, this service has become indispensable for policy-makers, the academic community and the general public. I hope you enjoy this year's annual report and look forward to receiving your comments and feedback!

Yours,





Roderich Egeler  
President of the Federal Statistical Office and  
Federal Returning Officer




# Contents

- 02 Imprint
  - 03 Editorial
- 

- 06 **Vision**  
Leitmotif and key figures in brief
- 08 **Capital communication**  
Our service for policy-makers
- 12 **Europe in numbers**  
The Europe website of the Federal Statistical Office
- 14 **2013 Data Report**  
The social report for Germany







44



38



30



16

- 16 **From electoral law to the election result**  
Implementing the new electoral legislation in 2013
- 18 **Interview with Prof. Friedrich Pukelsheim**  
Professor for stochastics, University of Augsburg
- 22 **The way we live**  
The census of buildings and housing
- 26 **Interview with Dr. Henning Scherf**  
Retired mayor of the Hanseatic City of Bremen
- 30 **Advice for policy-makers**  
Statistics for political decision-making processes
- 36 **Gerhard Fürst Award 2013**  
Researching with official data
- 38 **Customer profile: infratest dimap**  
Parties, percentages, forecasts
- 42 **Human resources development and advanced training**  
Managing and supporting staff
- 44 **Budget**  
Budget and expenditure in 2013
- 46 **Senior management and office locations**  
Federal Statistical Office in Berlin, Bonn and Wiesbaden
- 48 **Contact and addresses**




# Vision

*The Federal Statistical Office is the leading provider of high-quality statistical information about Germany.*

*We provide the statistical information required for the development of an informed opinion and decision-making processes in a democratic society, while ensuring the neutrality, objectivity and scientific independence of our work as well as data confidentiality regarding the microdata placed at our disposal.*

*Our efficiency is based on the innovative power, competence and customer focus of our staff.*





## *The Federal Statistical Office in figures in 2013*

---

### Employees

Employees in Wiesbaden .....	1 824
Employees in Bonn .....	622
Employees in Berlin .....	22
Employees who work part-time .....	555
Part-time rate .....	22 %
Average number of training days per employee .....	2.8
Percentage of staff employed under collective agreements .....	69 %
Percentage of public officials .....	27 %
Percentage of apprentices .....	4 %
Percentage of female executive managers .....	35 %
Percentage of men among employees on parental leave .....	24 %

### Finances

Budgeted funds .....	165 million euros
Percentage share in the federal budget .....	0.04 %

### Press and service

Press releases .....	490
Press conferences .....	6
Requests from the German Bundestag .....	1 030
Requests by mail .....	11 465
Requests by phone .....	30 878

### GENESIS-Online database

Table retrievals .....	2.6 million
Sets of statistics available .....	207
Values available .....	465 million





Staff members of the i-Punkt Berlin

i-Punkt Berlin



# Capital communication: our service for policy-makers

*Information from the Federal Statistical Office is the basis for many political decision-making processes. With “i-Punkt”, the Federal Statistical Office has a direct presence in Berlin, providing political decision-makers with comprehensive and professional official statistical services right in the capital.*

## Service for the German Bundestag

Parliamentarians rely on fast, qualified information. For this reason, the Federal Statistical Office has a service office in the German Bundestag, with over 1,000 requests received in 2013. Information on the election to the Bundestag, data on trends in income and earnings, and information on social benefits were in particular demand. In answering these requests our staff in Berlin work closely with the specialist departments of the Federal Statistical Office in Wiesbaden and Bonn and the academic services of the German Bundestag. The parliamentarians benefit from single-source data and methodological information on which to base their decisions.

## Point of contact for Bundestag committees

i-Punkt Berlin has been organising informative events on official statistics for the parliamentary groups of the parties represented in the German Bundestag for over ten years. With 2013 marked by the Bundestag elections, now that the newly elected parliament has been formed it is time for a series of events for all the parliamentary groups. i-Punkt Berlin helps committees and boards get

in touch with experts at the Federal Statistical Office and leads initiatives to ensure that the expertise can be incorporated into parliamentary work. For example, in the 17th legislative term the Federal Statistical Office acted in an advisory capacity to the Study Commission on “Growth, Wellbeing and Quality of Life” by helping to define new wellbeing indicators. Furthermore, a statistics expert also assisted in the hearing of the Committee on Labour and Social Affairs in 2013.

## Talking about statistics

At the i-Punkt forum in Berlin, background discussions are held on the press conferences of the Federal Statistical Office where experts from parliament, the ministries, associations and research institutes discuss details with the statisticians. This presents an excellent opportunity for the exchange of experience for both sides. In 2013, for instance, background discussions were held on economic development in Germany and the new results of the Data Report.

#### On diplomatic missions


i-Punkt Berlin is a direct point of contact for foreign embassies in Germany and German representations abroad. We receive frequent requests for statistics on the development of foreign trade, in particular. And in 2013 i-Punkt Berlin once again attended the annual Ambassadors Conference at the Federal Foreign Office as a statistics expert, setting up an information booth with key details on the services offered.

#### Public affairs


To raise the visibility of statistics, i-Punkt also takes other initiatives, attending large events such as the Federal Government's Open Day or the Germany Forum of the Federal Chancellery. The Statistikbrief newsletter is a new communication tool, providing statistical information on a politically relevant topic several times a year, while also giving readers a heads up on upcoming events of the Federal Statistical Office in the capital. The first edition focussed on housing prices compared to the rest of Europe and is available for download at [www.destatis.de/statistikbrief](http://www.destatis.de/statistikbrief). Anyone from Berlin's political arena in need of data need only contact i-Punkt as the service centre for statistical questions on Germany, Europe and the world.

Capital communication, i-Punkt Berlin:  
[www.destatis.de/ipunkt](http://www.destatis.de/ipunkt)

Statistical Office in the Bundestag  
Marie-Elisabeth-Lüders-Haus  
Point of contact: Beate Bork  
[bundestag@destatis.de](mailto:bundestag@destatis.de)









# Europe in numbers

## www.destatis.de/europa

*The Federal Statistical Office's new Europe website consolidates the wide range of data of the European statistical office (Eurostat) and provides answers to questions on how Germany is faring compared with its European neighbours.*

**Access to Eurostat data** | Direct access to the database of the EU statistical office with explanations and a demo tour for beginners

**Under one roof** | European statistics integrated into the online portal of the Federal Statistical Office

**Data by country** | Facts at a glance on all the EU member states, candidate countries and key trading partners

**Data by topic** | Reports on current social topics or new results

**Wissenschaft und Technologie**

**Forschungsanstrengungen: Wissenschaftswachstum EU meist höher als in Deutschland**

Die EU-Staaten werten bis 2020 jährlich rund 3 % des BIP für Forschung und Entwicklung auf. Im Vergleich dazu werten die EU-Staaten im Jahr 2012 nur 2,1 % des BIP für Forschung und Entwicklung auf. Zumindest, wenn diese Zahlen in Deutschland, darunter auch der EU-weite Spitzenreiter, betrachtet werden.

**Eurostat-Daten**

Eurostat bietet eine umfassende Datenbank an. Besonders häufig benötigte Daten werden auch in Form von Newsletter angeboten. Newsletter sind schnell und unkompliziert zu lesen und enthalten auch eine Grafik- und Tabellenübersicht. Zudem können sie heruntergeladen werden. Eurostat bietet Eurostat-Daten in Form von Datenbanken.

**Wissenschaft und Technologie**

- Wissenschaftswachstum
- Wissenschaftswachstum

**Portugal**

Hauptstadt: Lissabon  
Währung: Euro  
Fläche: 92.212 km<sup>2</sup>

**Eurostat-Daten: Portugal im Vergleich**

Indikator	Einheit	Jahr	Portugal	Deutschland	EU-28
Bevölkerung L <sup>1</sup>	1 000	2013	10 487	80 524	505 701
Bruttoinlandsprodukt (BIP) je Einwohner L <sup>1</sup>	Euro	2012	14 300	30 200	23 100
Wirtschaftswachstum L <sup>1</sup>	%	2012	-3,2	0,7	-0,4
Inflationsrate L <sup>1</sup>	%	2013	0,4	1,8	1,5
Anteil der 30- bis 34-Jährigen mit Hochschulabschluss L <sup>1</sup>	%	2012	27,2	32,5	30,7
Arbeitslosenquote 20- bis 64-Jährige L <sup>1</sup>	Euro	2012	12,30	11,20	11,20
Erwerbslosenquote 20- bis 64-Jährige L <sup>1</sup>	%	2012	15,9	5,5	10,2
Trethausgasemissionen L <sup>1</sup>	1990 = 100	2011	118	74	83
Private Haushalte mit Breitbandzugang L <sup>1</sup>	%	2013	62	85	76

L<sup>1</sup> EU-27

**Statistische Links**

Nationale Daten zu Portugal

- Statistik Portugal L<sup>1</sup>

Europäische vergleichbare Daten zu Portugal

- Eurostat Länderprofil Portugal L<sup>1</sup>
- Eurostat Datenbank L<sup>1</sup>

Team in Berlin: European and international statistics



**Statistics visualised** | Visualisation and interactive applications underscore similarities and differences in the European comparison

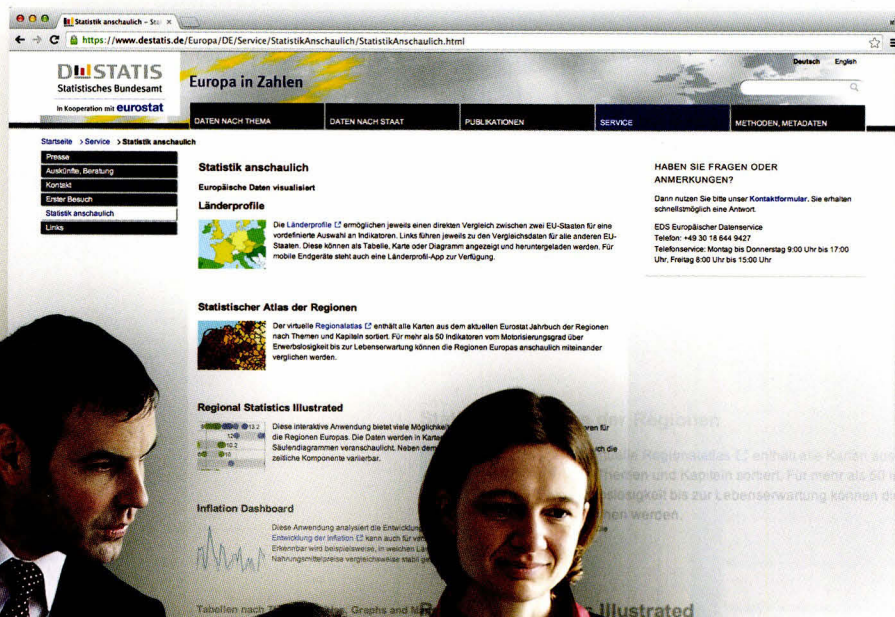
**Systematic links** | Cross-references to national data make searching for data easier

**New publications** | All Eurostat publications available for download

**Methodological information** | Overview of classifications and definitions

**European Statistical System (ESS)** | More on the association of institutions involved in the production of official EU statistics

**Personal advice** | The European Data Service (EDS) provides swift and professional assistance if individuals have further questions on official European statistics





# 2013 Data Report

*The social report for Germany*

## Datenreport 2013

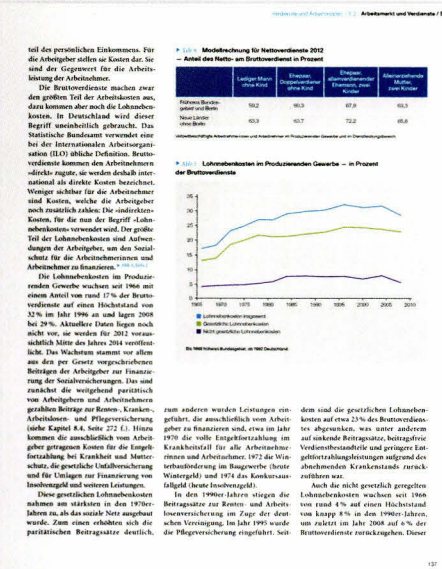
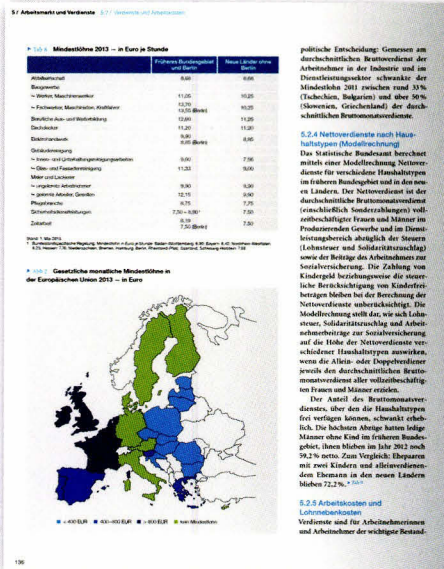
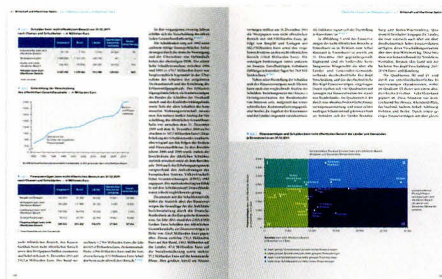

Ein Sozial-  
bericht für die  
Bundesrepublik  
Deutschland



DI STATIS  
Statistisches Bundesamt

WZB SOEP



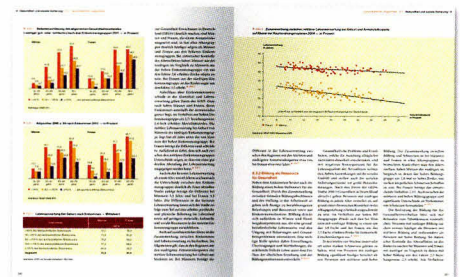


“More jobs, but also more poverty”: this was the core statement of the press conference held in the Berlin Social Science Centre on 26 November 2013 on the release of the new Data Report. The subject was befitting to the ongoing coalition negotiations of the new Federal Government as the issue of statutory minimum wages in Germany was on the agenda.

The report received wide press coverage and once again demonstrated good interplay between official data and social science data. Now in its 14th edition, the Data Report is published jointly with the

German Federal Agency for Civic Education (bbp), the Berlin Social Science Centre (WZB) and the German Institute for Economic Research (DIW) as a tool for political education. Journalists, pupils, students as well as experts from the scientific community and political arena find the report an indispensable handbook on the state of the Republic.

This year the data report also had a new distribution strategy, being now available online as teaching material through the education servers and school portals of the Länder.







# From electoral law to the election result

*Just 18 months before the 2013 Bundestag election, a ruling of the Federal Constitutional Court resulted in an amendment to the Federal Elections Act. At the Federal Statistical Office, organisational work and technical implementation moved ahead at a rapid pace. The election went off without a hitch.*

## 1 July 2012

The Federal Constitutional Court rules that the process for the distribution of seats in the German Bundestag is unconstitutional. In addition to the effect of negative voting weights it also questioned the allocation of overhang mandates. As of this moment, the Federal Elections Act lacks effective rules for converting votes to parliamentary seats for the elections to the German Bundestag.

## 2 August 2012

A cross-party task force to reform legislation concerning federal elections is quickly formed. The aim is to base the upcoming legislative amendment on as broad a parliamentary basis as possible to amend the right of suffrage – a citizen's most important democratic right – by broad consensus as quickly as possible. It soon becomes clear that there are no plans to radically overhaul the current voting sys-

tem. Instead the aim is to retain the time-tested system of personalised proportional representation with first and second votes.

## 3 October 2012

The cross-party task force arranges a meeting with experts in electoral legislation and the Federal Returning Officer. The ex-



July 2012

January 2013

22/23 September 2013

perts answer questions on different possible voting models. After further consultation, the CDU/CSU, SPD, FDP and GRÜNE (the Greens) parliamentary groups agree on a compromise in the form of “seat quotas with levelling seats” and ask the Federal Ministry of the Interior to help formulate a bill.

#### 4 December 2012

The bill to amend legislation concerning federal elections is introduced on 11 December 2012 and discussed three days later at a first reading in the Bundestag. It divides the calculation of seats into two distribution stages, each with two calculation steps. The far-left parliamentary group “Die Linke” does not support this bill and instead presents its own bill that applies another model.

#### 5 January 2013

A public hearing of experts is held on the two bills, with the experts discussing both bills in detail.

#### 6 February 2013

On 21 February, the bill of the four parliamentary groups with the proposed amendments of the Committee on Internal Affairs is adopted by majority vote in the German Bundestag in the second and third reading. The bill proposed by “Die Linke” does not receive majority support. As soon as the act is passed by the Bundesrat at the start of March, initial work on programming the seat calculation method gets underway immediately at the Federal Statistical Office. The legal text of the act must be transposed into mathematical algorithms. Once this complex job is completed, the necessary and very exten-

sive test phase begins, and is performed with data for many conceivable scenarios, even ones that are highly unlikely.

#### 7 June 2013

The Federal Returning Officer receives notices from 58 political associations who intend to take part in the 2013 parliamentary election, with some associations submitting extensive material to support their case. This is the second highest number of participation notifications in the history of the parliamentary elections.

#### 8 July 2013

Following a change in legislation to improve legal protection in the voting system, the Federal Electoral Committee – with a new, important panel – meets for the first time on 4 and 5 July. Two judges of the Federal Administrative Court have joined the Committee, reflecting the special significance of the Committee’s decisions. Following a thorough examination of the documents submitted, the Federal Electoral Committee determines party status for 29 of the political associations in a public hearing broadcasted live. These 29 party associations can now stand in the election. Party associations whose party status is denied can appeal to the Federal Constitutional Court within four days. Twelve political associations make use of this right of appeal, which is provided for the first time in 2013. Only one political association is successful and can also stand in the election.

#### 9 August 2013

In its second session, the Federal Electoral Committee rules on appeals challenging the decisions of the Land Electoral Committees, thereby making a final decision as the appeal

body on approval of the Land lists submitted for the parliamentary election. It is now finally clear which parties and candidates will be standing in the 2013 election to the Bundestag. The ballot papers can be printed.


#### 10 September 2013

In line with tradition, the Federal Returning Officer establishes and announces the election results at the seat of the German Bundestag. To prepare for the event, work begins on setting up the infrastructure for election night in the Reichstag building in Berlin. As before every election, a large-scale trial run is held simultaneously in Wiesbaden and Berlin one day before the parliamentary election. To conclude, the entire procedure for the upcoming election night is tested once more. The tension is mounting among all the staff of the Federal Statistical Office and the Federal Office for Information Technology involved in this major project.

#### 11 Election day and election night on 22/23 September 2013

Accompanied by the Federal President, the Federal Returning Officer visits a polling station in Berlin to thank all the 630,000 poll workers for their help in organising the election and to again ask all eligible citizens to exercise their right to vote. Once the polling stations close, work commences on counting the ballots. Incoming reports on constituency results are simultaneously posted on the website of the Federal Returning Officer and can be accessed also on portable devices. As soon as the last constituency result has come in and the national result has been computed, the Federal Returning Officer announces the preliminary result of the 2013 Elections to the German Bundestag at 3.15 a.m. Mission completed!







# Interview with Prof. Friedrich Pukelsheim

*Professor for stochastics at the University of Augsburg and expert for electoral procedures*

Professor Pukelsheim, you are a professor of mathematics and were invited to the German Bundestag as an expert. The model for the new electoral procedure which you helped develop was applied in the 2013 Bundestag election. Tell us once again what was wrong with the old electoral procedure.

The old electoral procedure and the new electoral procedure both combine the election of candidates with the system of proportional representation. This combination was no longer appropriate in the old system, a fact that was most obviously evidenced by the large number of overhang mandates that clash with the principle of proportionality. Another issue was that quirks in the old system meant that more votes could actually lead to fewer seats. This became popularly known as the “negative voting weight”.

Looking back on the election and election analyses up to now, are you happy with how the election model has been implemented? Do you see the need to modify the current election model?

The new election model makes the size of the German Bundestag flexible so that it is possible to combine the results from the constituency candidate election with

the results from the system of proportional representation. In my opinion this added flexibility concerning the total number of seats is very generous, and perhaps too generous. There are ways to enhance the model that would generally comply with the specified Bundestag size of 598 seats.

The new legislation concerning elections significantly limits vote splitting as a way of tactical voting. The proportion of voters who split their votes dropped for the first time since 1976. In 2009, 26.4 percent of voters split their votes compared with 23.0 percent in 2013. Can this already be considered as a response to the new legislation?

I certainly think so. There is often a tendency to portray voters as too stupid to understand the finer points of the voting system. I don't buy that at all. On the contrary, many people closely follow what is

happening. While “vote splitters” could hope for their two votes to be doubly successful under the old legislation, this is no longer the case under the new system, with the result that many individuals choose not to split their votes.

Overhang mandates can no longer give parties an advantage. Does it still make sense for voters to split their first and second votes?

Yes, it does. The legislation pertaining to Bundestag elections is particularly characterised by the fact that the first vote places priority on the election of a candidate, which is reflected in the personal make-up of the German Bundestag. The second vote determines the party make-up of the Bundestag. But the question is: which of these two aspects has the upper hand? The answer can be found in the fine print on the ballot paper: the second vote is the decisive vote. The proportion-





al representation component is therefore the deciding factor and the results of the votes cast for a candidate are incorporated into this.

For Dr. Lammert, President of the German Bundestag, the simplification of the voting system does not go far enough. He is openly in favour of doing away with the second vote, as already practised in the Land parliament of Baden-Württemberg. What would you consider the advantages and disadvantages of doing this at national level?

Of the sixteen election systems for Land parliaments that we have in Germany,

no two are identical. None of these systems could translate seamlessly to national level. Reform efforts in the past focussed on leaving the voting system of the voters as is and only addressing the weaknesses found in the calculation of the votes. The German Bundestag would, of course, be free to introduce another system of voting but this would have to be accompanied by a major re-education campaign to bring the new system to the people. This would certainly be a particular educational challenge for the Federal Returning Officer and his team.



***“There is often a tendency to portray voters as too stupid to understand the finer points of the voting system. I don’t buy that at all.”***

With the new legislation pertaining to parliamentary elections, concerns were raised that there would be too many MPs in the German Bundestag. While this was not the case in 2013, it could happen under certain circumstances. What is your opinion on this?

What do you mean by “too many”? There is room for all of them, no-one needs to stand. Some people complain about the amount of money spent on MPs and their staff. But it has never been claimed that a Republic comes for free. A monarchy is more expensive. I think that the serious concerns are those coming from the Bundestag itself. The former Reform Commission aimed to reduce the size of the house to 598 seats to make work in parliament more efficient. With a few strokes of the pen the new legislation on parliamentary elections could be amended in such a way that this efficiency goal is generally reached.

For the upcoming election to the European Parliament, the Federal Constitutional Court recently scrapped the rule surrounding the 3 percent vote threshold. How do you see these developments?

My opinion is irrelevant compared to the decision of the Federal Constitutional Court. And the ruling of the Federal Constitutional Court is itself only significant because the European Parliament has for decades failed to establish a single European election procedure. That’s also why I talk about the “elections to the European Parliament” in the plural rather than the singular “election to the European Parliament”. A huge kitchen with 28 cooks. Popular wisdom tells us what will happen next – as the saying goes, too many cooks spoil the broth.

When it comes to holding elections, the Federal Statistical Office has a long history of responsibility for electoral oversight lying with the Federal Returning Officer. Do you think elections are in good hands at the Federal Statistical Office as an independent institution?

Absolutely. The Federal Returning Officer and his team are only the tip of the iceberg, however. In addition to the full-time Land and Constituency Returning Officers, there are also tens of thousands of election workers whose honesty and propriety are what makes it possible to hold the election and evaluate the results. That such a system can work so smoothly in Germany and in other countries is an outstanding cultural achievement.

Your election procedure which was introduced in Switzerland is known locally as the “double Pukelsheim system”. What name could we give the 2013 election procedure in Germany? No catchy term was coined by the media. Could you give us non-mathematicians a tip?

The bi-proportional seat allocation system is in line with the Swiss system because the federal structure plays a more important role in Switzerland and is also projected onto the way things are organised within the cantons. We have no need for such an addition in Germany I think. Therefore, why not use the same name for the 2013 election that has applied for our Federal Elections Act for over fifty years: a system of proportional representation coupled with a candidate-centred election. As this system is considered by many to be particularly successful, it has become a top international export. We could even add an eye-catching quality seal: Made in Germany.



Professor Friedrich Pukelsheim is a professor for stochastics and its applications at the Institute for Mathematics at the University of Augsburg. Since 2000, the focus of his academic work has been on the mathematical analysis of election procedures. Prof. Pukelsheim is often invited as an expert to parliamentary hearings on legislation pertaining to elections. He developed the new Zurich allocation method, which is also known as the “double Pukelsheim system” after its creator. In 1994 he received the Max-Planck Research Award together with Norman Draper.



# The way we live: The census of buildings and housing

*After more than 20 years, a new nationwide census of buildings and housing was taken in Germany in 2011. It formed part of the 2011 Census, which provided a new basis for population figures for Germany after many years. In line with a new EU regulation, the census – incorporating the population census and the census of buildings and housing – will now take place every ten years.*




The census: a first since 1987 for the western Länder, and since 1995 for the new Länder. Many of you with your own dwelling or home will recall the surveys that fluttered through millions of letterboxes in the Federal Republic at the start of May 2011, waiting to be filled in. In previous censuses interviewers rushed out to survey each and every household. In the 2011 Census, as much information as possible was used from the registers to ease the reporting burden on the individuals responsible for providing information and to significantly reduce administrative expenses. As Germany does not have any data on the stock of buildings and dwellings in nationwide registers, a survey was sent to all property owners and managers during the census of buildings and housing.

On the whole, the questionnaire was straightforward and easy to answer for the respondents. From an expert's perspective there could have been additional interesting and topical questions on the building and dwelling stock and building facilities, such as energy efficiency, stair-free access, or questions on intergenerational homes (see also interview with Henning Scherf on page 26). In Germany, however, it was decided to stick closely to the core

survey programme specified by the EU in order to reduce the reporting burden on the 20 million individuals required to provide information.

Those surveyed were asked to provide data on the type of building, year of construction, number of dwellings in the building, type of heating and type of ownership of the building. In the case of dwellings, the questions focussed mainly on the tenure status: is the dwelling rented, is it used by the owners, or is it vacant? Data on the useful floor space and number of rooms were also important. Many of those surveyed were surely surprised to still be asked in 2011 whether there were toilet and bathing facilities in the dwelling. This also stems from the requirements set down in the EU regulation, as it cannot be expected that all European countries have the same standard of living that we are accustomed to having in Germany. For this reason, such questions are absolutely justified. The results reveal that even Germany has a small percentage of dwellings in older buildings where residents have to leave their dwelling in order to use the toilet or bathroom.





*When  
was the building  
constructed?*

*How  
is the dwelling  
used?*

*Who owns the  
building?*

*How many  
dwellings are in  
the building?*

**“Make use of administrative data” – good idea, but not so easy in practice**

The major challenge of the census of buildings and housing was to correctly identify the parties with responsibility for providing information. The statistical offices of the Federation and the Länder started tackling this problem two years before the actual survey was conducted.


Administrative data from real property tax offices, public utilities and waste management companies helped the Federal Statistical Office identify a “person in charge” for most buildings. The problem was that these were sometimes not the “owners, managers or other parties entitled to use or dispose of the building or dwellings” as stipulated by the Census Act, being instead tenants, insolvency administrators, beneficial owners, holders of heritable building rights or even legal guardians. The justified requirement to “simply” make use of administrative data already available poses a number of challenges in practice. Data that are used to collect real property tax or fees for waste collection are stored and maintained in a way that is not particularly helpful for statistical purposes. It is not uncommon for direct

debts or standing orders to be kept in place or be paid by relatives without the relevant offices being able to keep the name and address information up to date. It was also often the case that the buildings or dwellings had already been sold or that addresses were incorrect. As a result, not every questionnaire reached the right recipient at once.

**The requirement: a short, straightforward questionnaire that takes every possible particularity into consideration for buildings and dwellings**

Developed long before the actual survey was conducted, the questionnaire needed to reconcile completely different requirements in one document. The question and answer categories had to meet the specifications of the EU regulation and ensure comparability with previous censuses of buildings and housing. They needed to be straightforward, easily interpreted and make allowances for all the individual particularities that can occur in buildings and dwellings. The size of the questionnaire was also important: with over 20 million surveys sent out nationwide, the office needed to conserve paper and keep postage costs down while still ensuring machine readability. It was crucial, however, not to lose sight of the





*How many  
people live here?*

*What size  
is the dwelling?*

*How many  
rooms are  
in the dwelling?*

most important goal, i.e. the individuals responsible for supplying information should be able to use the survey easily and answer all the questions correctly. For this reason, careful tests were performed with the questionnaire on respondents in the run-up to the actual survey.

Despite every effort, the special definition of terms in official statistics meant that many respondents had questions concerning the terminology, starting with the term “building”. In official statistics “building” means the part of a complex concealed behind a building entrance. A whole building block, i.e. a row of houses – which from an optical perspective looks like one building complex – can therefore consist of several buildings from a statistical point of view.

In the weeks after 9 May 2011, the Federal Statistical Office alone received several thousand inquiries in writing and by telephone on the census of buildings and housing. Most were questions on the content. Is electrical underfloor heating considered central heating? How many rooms should be counted in a dwelling that actually comprises two semi-detached houses that are interconnected because the wall between the two semis has been removed? Some couples had received two questionnaires for the very same building. This happened if both partners’ names were listed for real property tax. As the statistical office does not know a priori whether these two individuals are joint owners of the same property, or are owners of two separate dwellings in a multiple-family house, the questionnaire was sent to both parties. In such cases, individuals could choose to either fill in both forms identically or just complete one of the questionnaires – both were valid options.

**A whole lot of wood: processing 21 million questionnaires, two-thirds on paper**

All those surveyed had the option of answering the questionnaire online instead of on hard copy. Many made use of this ser-

vice, with 7 million questionnaires completed over the internet. The remaining 14 million hard-copy questionnaires were returned by mail.

All the data received were processed entirely by machine, registered and scanned page by page. The scanned characters were read by a special software programme and compiled into a data record. These data records were then imported into a central database at the Land Statistical Office of Sachsen. If individuals required to provide data failed to return their questionnaires, they received a written reminder, with a threat of a fine in the second reminder.

Staff then checked whether complete and consistent data were supplied on every building. Where this was not the case, the errors needed to be corrected and the missing data entered. This primarily happened with automated statistical processes. The same applied for the complete absence of information on buildings: if no reply was forthcoming even after several reminders had been sent or if it was absolutely impossible to find a provider of statistical information, a similar building in the neighbourhood was identified and its data used for the missing building. This information was sometimes checked later in on-site inspections.

#### **Why all the hard work paid off**

Even if some respondents thought that “the statistical office has all these data already”, the new data are urgently needed for a variety of purposes. Obsolete basic data from 1987 and 1995 had been used as the basis for updating the building and dwelling stock and for projections for other statistics for over 20 years, so it was high time to update this information. Developments in urban planning and land-use planning can now be better assessed. For example, information is now available on



the regions in which new dwellings have been constructed since 1987 or where there is an above-average proportion of vacant dwellings.

Initial results from the census of buildings and housing were presented to the public in spring 2013 along with additional results from the 2011 Census. Key figures were now available on the building and dwelling stock and tenure status, for example how many dwellings in Germany are rented, owner-occupied or vacant. The information was available for the Federal Government, the Länder, administrative regions, districts and municipalities, with strong demand from the press, the scientific community, associations and businesses in the housing industry following the press conference on 31 May 2013.

#### The next evaluation step: what are households in Germany like and how do people live?

How do real households use their dwellings? To find out, we need to take the next step in data evaluation – the “household generating procedure”. Here data from population registers, information from the household sample survey in the census and data on the residents of a dwelling are used to group people into households and assign these to specific dwellings that were surveyed in the census of buildings and housing.

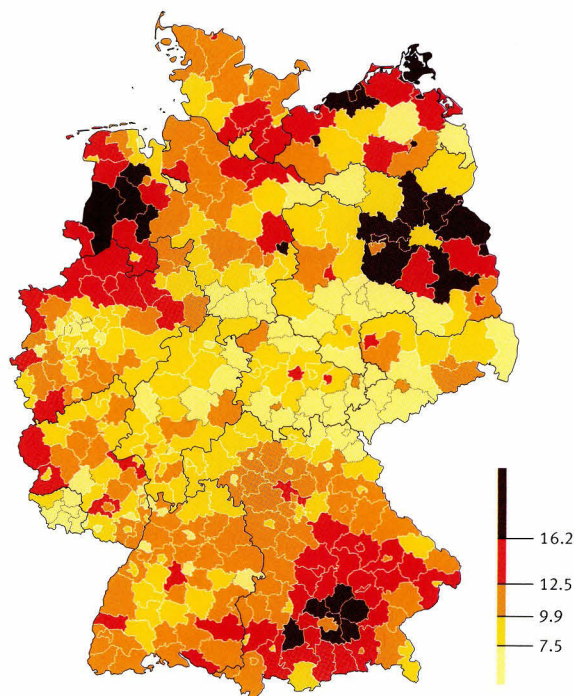
By mid 2014, the task is completed and observations can be made on the make-up of households in Germany and how households live. A household is considered to be individuals who live together in a dwelling, regardless of their relationship towards one another or whether they run the household together. The living situation of families with one child, two or more children, and that of singles, couples and senior citizens can then be examined in greater detail: how much living space does a household or an individual have? How many rooms do they use? Which kinds of households live in older or newer dwellings? Who is renting and who is living in their own home? What are the regional differences in housing conditions in east and west, in urban environments and rural areas?

To read the topics that interest you and to get the data you need, we would like to invite you to take a look at the census database on the internet where you can simply access the figures or view the data by topic on a map. The results are then available for further processing, with the online format much handier to use than hard copy.

The big advantage of the 2011 census of buildings and housing is that these are the only nationwide stock and tenure data on dwellings currently available down to the municipality level. In the census database, you can search for your present or even future place of residence and get a detailed and objective view of the housing situation, without being swayed by the picture presented by the real estate agent.

#### How Germany lives – new buildings

Residential buildings built since 2000, percentage share of all residential buildings



(Results for rural districts and towns not attached to an administrative district on 9 May 2011)

[www.destatis.de/zensuskarte](http://www.destatis.de/zensuskarte)

#### Building, buying, renting: data on the current situation in the German housing market

On our website you can find information on house price trends, prices for building services, dwelling rents, and data on the stock of buildings and dwellings and the housing situation of private households.

[www.destatis.de](http://www.destatis.de)

- Prices – construction and real property prices
- Prices – consumer price index
- Construction
- Housing – income, consumption, living conditions

#### Results of the census of buildings and housing

[www.zensus2011.de](http://www.zensus2011.de)

Census database – dwellings



# Interview with Dr. Henning Scherf

*Retired mayor of the Hanseatic City of Bremen*

Dr. Scherf, after your period in office as the mayor of Bremen you published a number of books dealing with the issue of demographic change. What projects are you currently working on?

At the moment I am constantly on the road with lecture tours and am pleasantly surprised to see how many people are interested in my subject areas, which focus on how we will cope in a society that is shaped by demographic change. People don't just want to hear my thoughts on the subject but also my personal experience of the demographic shift. So I tell them about my normal day, my love of singing – I'm also the president of the German Choir Association – and how I like to paint, race my bike, and sail. I've just survived a crossing from Greenland in a storm. I tell people about our intergenerational complex where my wife and I have lived since 1987, explaining the structure with old and younger people living in the same building – our oldest resident is eighty. People want to know what our everyday life is like, what we do together and how our community works. I tell them about my experience with intergenerational projects – at this stage I've an overview of hundreds of such projects. You could say that I've arrived at an alternative to conventional care systems. Very attractive, with long waiting lists. People want to go to places close to home, places they are familiar with where they can stay in touch with neighbours, children and relatives.

These are the type of projects that I look at and write about.


Population statistics had been anticipating the scale of the demographic change for a long time. Today, one person in five is over 65. By 2060, one third of the population in Germany will be more than 65 years old. Do you think that policy-makers and society are fully aware of this issue?

Not everyone has got it yet, but more and more people are coming to realise what this means (laughs). In the business community more and more companies are hiring HR managers to factor demographic change into their human resources policies. They will need to keep people longer with their skills and qualifications to deliver good products. As there are not enough young skilled staff, businesses take care of the staff they have and make sure they stay. This shift will continue. The actual retirement age is increasing, so I can presume that people are aware of the situation. Under the rules for civil service employment, people can stay working after the age of 65 if both parties agree. In my opinion the pension age won't stop at 67. There is no doubt that 70 will also need to be considered as a retirement age. On the

other hand, trade unions want to push through a retirement age of 63. It is a legitimate objective here to guarantee people who have been working for 40 years and more that they can go into retirement without having to take a cut in their pension.

As we are living longer, we shouldn't see age as just a number but also as a time in our lives that is different to that of previous generations. More and more people want to work longer. On average, 70-year-olds today feel 13 years younger than they are. And guys like me feel even younger (laughs). However, having an even longer life span does not necessarily mean that people are in care for longer – your data will confirm this. Senior citizens are staying incredibly fit. Maybe that's got to do with the long periods of peace, diet or medical care. We need to move away from the idea that getting old means being bedridden, living off our children and getting on their nerves. Being old is an opportunity for those who are getting old and for those who integrate these mentally fit, active and adventurous senior citizens. Workers in their forties can count themselves lucky if the seniors relieve them of parenting duties and take the grandkids for a day out.









However, as people age they also have more health issues to contend with. The study on income and living conditions reveals that only just under a quarter of senior citizens aged 75 and over consider themselves in good health. Considering that more and more people will reach this age in the future, 152,000 additional care workers will be needed in 2025.

Such forecasts need to be treated with due caution as people no longer think along the lines of full care in hospitals or similar facilities. This caused a few institutions here in Bremen to go bankrupt. In my opinion over 90 percent of individuals want to grow old where they feel at home. People don't want to go to a nursing home as quickly as possible – if possible they don't want to go to a nursing home at all! So the priority cannot be to build new care homes, but to develop and expand out-patient care. We need to make this happen against the care industry of institutions like Caritas and others. These institutions have invested heavily and have hundreds of thousands on their payroll. We need a

serious rethink because it will not be possible to fund or organise in-patient care in the future. We need to work toward creating inclusive spaces in our neighbourhoods where people in need of care can give each other mutual support. You don't always need professionals for everyday interaction. You need family and friends who come regularly. People who help cook and clean. And in this structure, you need care from a professional who also communicates with the doctor. The result is a mix that is different to what you get in a nursing home and a whole lot cheaper.

Out-patient care lags behind because the bulk of the money from the care fund goes to closed facilities. The minority goes towards out-patient care even though, according to your statistics, more than two thirds of those needing care receive out-patient care services and only a third receive complete in-patient care in care homes. There is a mismatch between what people need and the services on offer, and funding is being directed at the wrong service offerings. This won't be regulated by the market – a real paradigm shift is needed. I hope the grand coalition will address this problem. It is at least a topic in the coalition agreement. I am Chairman of the Bosch Foundation that awards the Positive Ageing Prize (Alterspreis) each year. We get to see really exciting projects and approaches to care that are streets ahead of the care industry.

**You live in an intergenerational housing project yourself. In your new book you write that this setup is the future trend for life in old age – however, no hard numbers are available. According to the microcensus, in the past 20 years the proportion of multigenerational households, i.e. households with at least two generations, has dropped by 10 percentage points and was at 29 percent in 2012.**

These are the classic family structures that are disintegrating more and more as we become more mobile. Young people move to where they find work. They don't leave home because they can't stand

their parents any more. The only answer to this development is multi-generational environments – in other words social spaces with diverse people and interests. Here, parents with children get help from older people, who in turn are happy to have the young ones liven up the place. As in my case, this could take the form of several individual households in one building who are in close contact with one another. Ours is a building with independent residential units, but we share a car, a garage, a wine cellar, a garden and even run two holiday homes together. In our community we have already looked after two dying residents without the need for care services. These kinds of models can never be depicted in traditional household surveys.

I was in Bochum recently. There, the Matthias Claudius Foundation has created a neat housing project incorporating multiple generations on the grounds of the former waste disposal company that the entire city can be proud of. The project won the innovation award of the Ministry of Science. Other municipalities want to follow suit. Municipalities and housing associations have realised that the trend is moving in this direction. Statistics must capture such intergenerational housing projects and not only traditional housing structures that are collapsing because they are no longer in keeping with the times. The coalition agreements always talk about socio-spatial models. Policy-makers need to clearly define what this means so that we can accurately identify the offerings, the need and the demand.

**On the basis of data from the 2011 Census, in the near future we will be able to say how individual types of households in Germany live – such as senior households, for example. To what extent would such data be of interest to you?**

These data are definitely of general interest but for me the focus is more on the relationships that senior citizens living alone have to one another. Do they cook together? Do they take part in activities



together? Do they help look after other people's kids? In my project everyone has their own individual household – we are six households of both singles and couples. Everyone takes turns cooking for one another, we always have breakfast together on Saturdays and we do activities together.

**That goes far beyond the confines of housing. The social integration of seniors could be presented through data on the use of time, for instance.**

Yes, that is one approach. However, it would also be necessary to include some aspects that cannot be mapped in quantitative terms. Your office supplies the fundamental data base for a variety of studies. Your data needs to be taken into consideration – it's not possible otherwise. But if you want to arrive at qualified statements, you also need to use qualitative methods. One example is the current study on centenarians conducted by the Institute for Gerontology in Heidelberg. The scientists systematically accompanied the centenarians and discovered what keeps them going, what they can do and what their mental strengths are. Of course they have illnesses but they make up for them with their psychological skills. This study really impressed me.

**Statistically speaking, seniors like to spend. For example, an above-average proportion tend to drive new cars or travel a lot compared with other age groups. On the other hand, the survey of volunteers reveals that more and more seniors are taking up voluntary work. How does that fit together?**

I am delighted with this development! For example, parishes are organising educational trips with friends or groups. Travel is not just about consuming but also about discovering new things. Many of the younger seniors are very fit and active, don't have any more financial worries, the kids have left home and the mortgage is paid off. In this time of their lives many have more money than they ever had before!

In Bremen we have more people who want to do volunteer work than we have volunteer places. The seniors want to do something worthwhile, not just rake leaves somewhere. They want to be liked and appreciated. Every week me and some friends read to a group of pupils in a primary school. This is an institution and the children love us. A primary school with a migrant rate of 70 percent and we are right in the thick of it – it's great!


**How do you find time for all these activities and official duties?**

Apart from the presidency of the German Choir Association, my role on the committee at the Max-Planck Institute for Demographic Research in Rostock and my work at the Bosch Foundation, I have a few more voluntary positions. I can only manage this because I get help from dedicated full-time workers and because the individual institutions have a good infrastructure.

**You used data from the Federal Statistical Office in many parts of your new book "Mehr Leben – Warum Jung und Alt zusammengehören". How do you research the data? Do you find what you're looking for immediately on our website?**

My wife is very good at retrieving information on the internet. In our complex, the women generally are more savvy when it comes to that kind of thing (laughs). However, I do also specifically look for studies, such as the new Report on the Elderly – that is a veritable bible for me and it constantly quotes the Federal Statistical Office. This is the kind of reports I take your data from. In addition, I regularly receive publications from research institutes which I read with great interest. However, my goal is not to produce science but to show initiative and think proactively.

***"We need to move away from the idea that getting old means being bedridden, living off our children and getting on their nerves."***




With a doctorate in law, **Dr. Henning Scherf** was the mayor and President of the Senate of the Hanseatic City of Bremen for the SPD between 1995 and 2005. Since 2005 Dr. Scherf has been President of the German Choir Association and also supports many voluntary organisations and foundations. The 75-year-old lives in Germany's most famous intergenerational residential housing community and is the author of many books dealing with the demographic change, including "Grau ist bunt", "Gemeinsam statt einsam", and "Mehr Leben – Warum Jung und Alt zusammengehören".



# Advice for policy-makers

*The data furnished by the Federal Statistical Office are indispensable for political, economic and social decision-making processes. Our examples illustrate where and how data and analyses are put to use in the world of politics.*



**1**

## **Foreign trade data**

***Far more than just exports and imports***

Foreign trade statistics provide data on Germany's imports and exports every month. Political decision-makers rely on these statistics for international negotiations on free trade agreements or the setting of customs rates. They help businesses perform market studies and define their trade strategy. Furthermore, foreign trade statistics are a vital source of information for balance of payments statistics, national accounts or economic analyses.

**2**

## **Hospital treatments**

***Number of operations on the up***

Roughly 51 million operations and medical procedures were performed in 2012. A total of roughly 19 million patients received full in-patient treatment in hospitals. The hospital statistics results are representative for health care in Germany and are used for a wide variety of administrative and policy-related decisions, such as those concerning hospital planning, and for international comparisons of the health care systems.

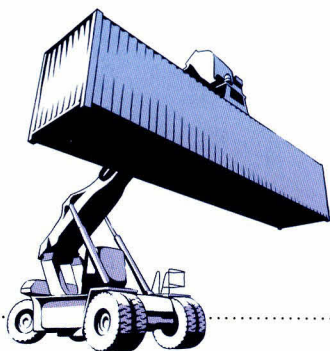
**3**

## **Poverty alleviation**

***Headline target of European social policy***

The headline target of the Europe 2020 strategy sets to lift at least 20 million people in the EU out of poverty and social exclusion by 2020. A three-part social indicator introduced in 2010 is the basis for measuring progress towards the goal. The Federal Statistical Office makes this indicator available from the survey on income, poverty and living conditions (EU-SILC).





## **1** Foreign trade data *Far more than just exports and imports*

Against the backdrop of increasing globalisation, monthly foreign trade statistics are a key indicator of economic development and are therefore an important tool for many public and private decision-makers. They allow national and international political decision-makers to prepare for international negotiations on free trade agreements or the setting of customs rates. Foreign trade statistics help businesses in defining their trade strategies and tapping into new markets. Furthermore, they are a vital source of information for balance of payments statistics, national accounts or economic analyses.

Today, more goods are traded internationally than ever before. In 2012, world trade totalled 18.4 billion USD. The unofficial title of the world's leading exporter went to the People's Republic of China in 2012, with China exporting goods worth 2.0 billion USD. Germany claimed third place with exports valued at 1.4 billion USD, with second place going to the United States whose exports totalled 1.5 billion USD. World trade has almost tripled since 2000 and more

and more countries are getting involved. This makes it all the more important to have reliable data on the flow of goods. The Federal Statistical Office makes these data available to users monthly in different groupings and breakdowns.

The European Commission uses the foreign trade data to plan trade policy in Europe and to conclude trade agreements with the World Trade Organisation (WTO) or other non-EU member states. At present, foreign trade figures are being used as the basis for talks on a free trade agreement between the European Union (EU) and the United States. Germany's high export surplus is currently the focus of international debate. In 2013 Germany reported an export surplus of 198 billion euros, its highest export surplus ever. Because of Germany's consistently high export surpluses, the European Commission initiated a macro-economic imbalance procedure, as there are fears that Germany's high surplus of exports can create economic imbalances and have a negative impact on the European economy.


International organisations such as the United Nations (UN), the Organisation for Economic Co-operation and Development (OECD) and the World Trade Organization (WTO) use the foreign trade figures to gauge the economic situation in a country.

At national level, the Federal Ministry for Economic Affairs and Energy (BMWi) is a primary data user, relying on the statistics to appraise the economic situation and define economic policy. The German Foreign Office uses the foreign trade data to analyse economic relations with other countries, as do the foreign embassies and consulates in Germany. The economics ministries of the Länder use the foreign trade statistics to promote and support business exports at regional level. For the European Central Bank and the German Bundesbank, the foreign trade statistics are an essential component of the balance of payments statistics. Trade associations and businesses mainly require very detailed breakdowns of the foreign trade data. The foreign trade results here are used for market analysis and for entry into new sales markets.



On closer analysis of German foreign trade, it becomes apparent that the European Union has, relatively speaking, become less important as a sales market for German goods over the years. While 65 percent of German exports went to EU member states in 2000, only 57 percent of German goods were exported to the EU in 2013. In contrast, exports to China increased seven-fold in 2013 compared against figures for 2000, while German exports to Russia quintupled. German exports to France – Germany's most important trading partner – rose by roughly 50 percent in the same period.

But is everything that Germany exports also produced in Germany? Ever since trade flows have become increasingly globalised and more and more corporations have operations worldwide, the weight and value of exports and imports are no longer enough to describe the actual developments in trade flow. Coining the phrase “bazaar economy”, the field of economics developed a theory to describe these developments. Many goods are no longer manufactured in a single country and then exported. Instead, several countries are involved in the production process. A high-quality technical product largely contains intermediate products from other countries. In 2010, the share of imports in German exports – i. e. the foreign value add in the exported goods – was just under 46 percent. When the goods are exported, however, the total value is entered in the foreign trade statistics as a German export. The size of the share of intermediate goods from other countries is not taken into consideration in conventional foreign trade statistics. To provide more nuanced data for the analysis of global economic relations, a system of globalisation indicators was developed that highlights different aspects of increasing economic ties from a German perspective. Not only do they gauge the general importance of export trade and dependence on exports and imports but also provide information on the share of imports in exported products, cross-border corporate affiliations, modes of transport and the effect of foreign trade on the environment.



## 2 Hospital treatments *Number of operations on the up*

Patients are treated more frequently in hospital in Germany than in virtually any other advanced economy. The number of surgical procedures also increased dramatically in recent years. More and more disc surgery and caesarean sections are being performed or endoprostheses and pacemakers implanted. The list could go on. Are financial incentives driving up the number of easy-to-schedule, lucrative operations? Does the high number of operations also improve the quality of life and life expectancy compared with other countries? Might the demographic change and our ageing society be playing a central role? Or is it advances in medical science with new treatment methods that give all patients access to top-quality, state-of-the-art medicine?

Relying on guesswork or your gut feeling is not always the best advice, particularly when dealing with such complex issues as the provision of health care in the health sector. This is especially true when the data are of great interest well beyond Germany's borders, as international comparative studies show. Therefore



a reliable and objective database that sheds light on medical treatment is indispensable.

Figures for the frequency of hospital treatments and operations are just one part of the Federal Statistical Office's extensive portfolio in the area of in-patient care. The data offered include central information on the structure and performance of the facilities, information about facility staff and equipment, and the range of medical services. Nuanced regional information is also available on the state of health of the population and the provision of health care in the area. Data on revenues and expenditures that provide an insight into the profitability and appropriate utilisation of the facilities complete the data offerings.

The in-patient health sector, in particular, often faces changes and must overcome new challenges. Added to that, health is becoming an increasingly important cross-cutting topic for social and economic policy. As a result, there is growing demand among policy-makers and the community for official health data, particularly on the in-patient sector. To be able to respond effectively to the current developments, preparations are currently being made for an in-depth revision and amendment of the legal basis for official hospital statistics. To this end, a Federal/Länder task force has developed comprehensive proposals for the addition, modification and deletion of characteristics in hospital statistics. The aim is to redefine hospital statistics on the whole to be able to fully depict the reality of in-patient health care provision and answer all questions at the desired level of granularity. In particular, the aim is to interlink the statistics already available from traditional hospital statistics and statistics of diagnosis related groups (DRG statistics) both technically and as regards content. Publication of the results of the revised hospital statistics on the new legal basis is planned for 2017.

Health data provide information on an important, real-life topic and reflect the diversity of the health system in all its different dimensions. These data are based on various health statistics

for which the statistical offices of the Federation and the Länder conduct their own surveys. However, they also use secondary data from existing sources that are incorporated for the issue under discussion in order to obtain the desired statistical values. Not everything the statistical office wants to know requires it to perform its own survey.

Health-related data are primarily used by the ministries of health and social affairs. To ensure efficient care provision that is in line with people's needs they require data for many reasons, such as within the context of hospital planning and funding. Data are requested by the European Commission, the World Health Organization and the Organisation for Economic Co-operation and Development to update key indicators as part of national and international health monitoring programmes and for inter-country comparisons. Central and Land associations of health insurance funds and hospital associations, medical associations and other national organisations and interest groups use the data to perform their functions and achieve their objectives. Last but not least, hospitals or hospital associations use the official data to appraise themselves or their market position.

Further to this, through the research data centres of the Federation and the Länder scientists have access to a wide base of central microdata from official statistics for their own and independent scientific research purposes. Not only can these inexpensive routine data be used to address conventional issues of epidemiology and health economics on a small scale over time, but other important health-related information can be generated, such as information for care provision research or data concerning the treatment quality of the institutions.





### 3 *Poverty alleviation* *Headline target of European social policy*

The harmonised, pan-EU panel survey on income, poverty and living conditions (EU-SILC), which was introduced in 2005, is conducted annually by the member states and other European countries on the basis of a European legislative framework. The primary objective is to conduct a detailed survey of income and obtain information on the standard of living of the population. All EU member states are obliged to supply cross-cutting and longitudinal data, poverty and deprivation indicators and a detailed quality report on time and at regular intervals. With the 10-year Europe 2020 strategy, which was set out in 2010, the percentage of the population affected by poverty or social exclusion was defined as the central social indicator for tracking progress towards poverty elimination. The indicator bundles the income-based, relative poverty rate, the percentage of the population at risk of considerable material deprivation and the percentage of the population living in jobless households into a single, comprehensive poverty indicator.

The Europe 2020 strategy specifies the political goals for a strong Europe in a globalised world. In particular, the indicators used to gauge

the efficiency of European social policy were defined in greater detail. Specific targets are set: the goal is to reduce the number of people in the EU affected by poverty or social exclusion “by at least 20 million” by 2020 and the Europe 2020 headline target states that “75 percent of the population between 20 and 64 should be in employment by 2020”. Up to now, however, significant progress has not been made towards the poverty reduction goal. In fact, the percentage of poor or socially excluded people in the entire EU has remained constant at around 125 million people (25 percent) for a number of years. On the basis of recent figures, Germany has also only managed to reduce the percentage slightly compared to previous years, with the rate now standing at around 20 percent of the population (16 million people).

Long-term unemployment, in particular, is a major cause of poverty and social exclusion. Under the European Semester, the Federal Government – along with all the other member states of the EU – must regularly provide detailed information in their National Reform Programmes on social policy measures and progress made towards the goals. Germany’s National Reform Programme therefore contains the milestone of reducing the number of long-term unemployed by at least 20 percent by 2020 compared against figures for 2008. The appraisal of the national situation with regard to the headline targets and topics of the Europe 2020 strategy is an important part of the National Reform Programme, as is information disclosing how funding from various EU funds has been put to use. In the 2007–2013 period, Germany received a total of 26.4 billion euros from the European Regional Development Fund (ERDF) and the European Social Fund (ESF). Of these funds, around 2.3 billion euros and 1.4 billion euros were spent respectively on ERDF and ESF funding measures in 2013. According to EU specifications, starting in 2020 at least 20 percent of ESF funding must go towards poverty eradication. Funds for this period will be allocated during 2014. In addition to the quantitative goal set down in the Europe 2020 strategy, the Federal Government also pursues “... numerous qualitative goals to reduce risks of poverty, particularly the goals to improve the social



and cultural participation of disadvantaged children and young people, the integration of people from a migrant background, better inclusion of people with disabilities, a demographically aligned health and long-term care policy and the prevention of poverty in old age.”

In addition, the Europe 2020 indicator of poverty and social exclusion and many other indicators from the EU-SILC are also needed for national poverty and wealth reporting and are incorporated into the Federal Government’s reports on poverty and wealth, which are published every few years. The Study Commission on “Growth, Wellbeing and Quality of Life – Paths to Sustainable Economic Activity and Social Progress in the Social Market Economy”, which was appointed by the German Bundestag in 2010, also benefitted from the statistical data available and the expertise of the Federal Statistical Office with regard to measuring wellbeing as part of the work carried out by project group 2. One of the central responsibilities of the Commission, whose final report has been available since early 2013, was to develop a set of indicators to depict wellbeing and progress. The result of the work is a system of headline indicators, flanked by pilot lights, that are used to track and monitor these target variables. One of the headline indicators measures income inequality in the population, the basis for calculating relative poverty.

The indicators from the EU-SILC are therefore of central importance to European and national social policy. Accordingly, the EU sets strict quality requirements for the survey. Examples include comprehensive specifications for sampling methodology, and data preparation, obligatory quality reports and binding deadlines for the delivery of data and indicators to the EU. The legal framework for the EU-SILC is currently being revised. There are plans to introduce new requirements for the EU-SILC with the revision, such as the much earlier provision of data and a deeper regional breakdown of data which the EU requires for the efficient allocation of funding. The changes the revision will bring pose a serious challenge for official statistics in Germany and most other member states.



# Gerhard Fürst Award 2013

*In 2013 another four young academics received the Gerhard Fürst Award from the Federal Statistical Office for their university dissertations. They used data from official statistics to address their empirical questions.*

## Rents: reliable regional data for Germany

The cost of renting accommodation varies greatly depending on the region. Therefore an average rent level for a Land or even for all of Germany is often of little relevance. Despite this, information about rents is only rarely published at regional level. This is because rent information is often gathered from samples. The more the analysis is broken down by area, the fewer observations are available for a regional unit, rendering the information to be gained from the data on the rent levels less and less reliable. In her work, Charlotte Articus uses modern statistical methods of small area statistics, which are specially geared toward obtaining reliable information at regional level under such conditions. These methods are used to analyse the results of the microcensus survey's supplementary component on the housing situation of the year 2010. The dissertation assesses the methods proposed and contains a map that provides information on average rents for districts in Germany. Charlotte Articus received the Gerhard Fürst Award in the Master's/Bachelor's theses category for her work entitled "Small Area Methods for Regional Rent Estimates".

## Calculating a quarterly gross domestic product for Nordrhein-Westfalen

In describing macroeconomic development, macroeconomic indicators are often used that can provide information about special areas of development. The gross domestic product is the most well-known macroeconomic indicator, being applied as a measure of economic performance both for Germany as a whole and at Länder level, and is therefore an important component of any analysis of the economic situation of a country. The gross domestic product is calculated annually and quarterly at the federal level. In contrast, the gross domestic product is determined annually for the Länder, and is only calculated during the year for individual Länder. In his master's thesis, Michael Klüsener develops and tests an approach to calculating the quarterly gross do-


mestic product for the Land of Nordrhein-Westfalen. A test calculation performed for the 2003–2008 period on the basis of the Classification of Economic Activities delivers convincing results. Both with regard to the individual components of the gross value added and the gross domestic product, the extrapolated annual values only deviate marginally from the annual values disclosed by the Federal Statistical Office. Michael Klüsener was granted the Gerhard Fürst Award for his work entitled "An Approach to Calculating the Quarterly Gross Domestic Product for Nordrhein-Westfalen", which he completed at the Technical University of Dortmund.

## Growth in employment from regional sector networks

Regional network structures, or clusters, generally have a pro-growth effect on employment trends. However, there are hardly any cross-regional and cross-sectoral analyses to back this argument. In her doctoral thesis, Dr. Julia Kowalewski revealed a new way of appraising regional networks and their impact on growth.

Regional employment statistics and the input-output table for Germany, which was regionalised with a selected method for the 97 planning regions, were used as the data base for the dissertation. Empirical results show that proximity to upstream and downstream sectors is a key factor for employment growth in many economic sectors, such as the aviation sector or broadcasting and telecommunications engineering. However, it is also found that traditional location factors, such as transport infrastructure or human resources, remain relevant for the development of economic sectors. Dr. Kowalewski received the Gerhard Fürst Prize for Young Researchers from the Federal Statistical Office for her doctoral thesis on "Intersectoral Relations and Employment Development in German Regions" at the Helmut-Schmidt University of Hamburg.





.....  
Pictured from left to right: President Roderich Egeler, Dr. John P. Weche Gelübcke, Charlotte Articus, Prof. Ralf Münnich, Michael Klüsener, Prof. Dominik Wied and Prof. Ulrich Heilemann. Not pictured: Dr. Julia Kowalewski.

### Foreign-controlled enterprises: larger, more productive, higher wages

Ever since 2007, it has been possible to identify links of control in official German business statistics. The present dissertation assesses this new microdata base, thereby presenting the first comprehensive, econometric study into foreign-controlled enterprises in Germany on the basis of official statistics.

The results reveal that foreign-controlled enterprises are larger, more productive, pay higher wages and salaries on average and export more frequently and on a greater scale compared with domestically-controlled enterprises. In terms of profitability, the situation is the reverse and could point to tax-motivated profit shifting. A separate analysis by group head type demonstrates the heterogeneity of these businesses, with affil-

iates with finance companies as the group head having a performance edge over other businesses. The study into business takeovers shows a diametrically opposing impact of productivity and profitability on the takeover likelihood, offering a conciliation of two supposedly contradictory hypotheses, that of “cherry-picking” and “lemon-grabbing”. Furthermore, the results indicate negative employment effects and no significant increases in productivity by foreign takeovers in the period between 2007 and 2009. Dr. John P. Weche Gelübcke received the Gerhard Fürst Prize for Young Researchers for his doctoral thesis on “Foreign-controlled Enterprises in Germany: Empirical Studies on Comparative Firm Performance”, which he completed at the Leuphana University of Lüneburg.



# Customer profile: infratest dimap

*Parties, percentages, forecasts*

.....  
*Caren Miosga, Jörg Schönenborn and Ulrich Deppendorf  
at the ARD election studio*








### Election focus

Sunday, 22 September, 6 p.m.: “And here are the numbers from infratest dimap.” Jörg Schönenborn, TV editor-in-chief, presents the forecast for the Bundestag election on ARD as soon as the polling stations close. The first projections on the outcome of the election follow thirty minutes later. At this stage, the team of statisticians, sociologists, political scientists and IT experts have already months of preparation behind them and a long election night ahead of them. Following the data collected from a special sample of polling stations, the results from the individual constituencies are continuously added to the election day projections, and we move closer and closer to the end result.

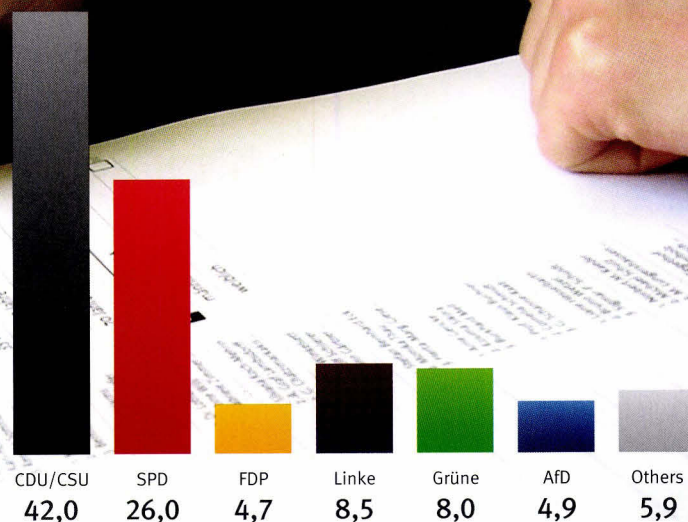
### Preparations begin six months earlier

For the staff, the election night is the high point of a project that got underway long before the actual election day. The starting point is always the same for every round of elections: the data from the previous election. This is because the set of data with the results of the last Bundestag election at polling district level, released by the Federal Returning Officer, is





2013 Bundestag Election  
infratest dimap forecast in percent



The history of infratest dimap dates back to 1990. Directly after the fall of the wall, Infratest in Berlin founded the “Infratest Burke Berlin” institute to scientifically observe the convergence process between the old and new Länder. The decision by the Bundestag in 1991 to relocate the seat of government from Bonn to Berlin triggered the development of an efficient and highly innovative team specialising in electoral and opinion research and based in the new capital. In 1996, the Berlin Infratest institute and the dimap institute in Bonn were jointly awarded the contract to conduct electoral research for the election coverage of ARD (a leading national public TV channel). This led to the founding of the joint enterprise infratest dimap, which has been responsible for ARD election coverage ever since. Today, infratest dimap is one of the leading public opinion research institutes in Germany in the field of political, social and trend-related research. In addition to ARD, its clients include universities, public institutions and a host of media companies, foundations and associations.

the basis for the 6 p.m. forecast and later projections on election night. A sample is taken from the roughly 80,000 polling districts such that the election result from the sample tallies with the new election result for all of Germany as closely as possible. But how do you know this before the election? Key criteria for a good sample include an accurate reproduction of the last Bundestag election and up-to-date regional structures. In a complex process of checking and tweaking, a sample of 640 polling districts is taken in the months before the election. Then a complex logistical process begins as the electoral board for each selected polling district must be notified to ensure that the infratest dimap pollsters can take a poll on election day. These pollsters must be trained and deployed across the country. At the same time, arrangements with German broadcaster ARD get underway. Other channels will also be reporting on the elections, and there will be coverage on many radio stations and on tagesschau.de. On election day the priority is to understand, organise and fulfil diverse wishes and needs concerning the 2013 Bundestag election for eleven TV studios and even more radio stations.

#### 100,000 questionnaires in one day

For the pollsters, election day commences with the opening of the polling stations. From 8 a.m. onwards they are onsite to talk to voters leaving the polling station. Many pollsters have been doing this job for several years and, with their interested and sensitive approach, they ensure a high rate of participation. For those surveyed, it's all very straightforward. Anyone





*Knut Holzschek, Richard Hilmer and Reinhard Schlinkert from infratest dimap*

who agrees to participate in the anonymous exit poll is given a questionnaire and a pen. They are not asked to provide any information that would identify them individually. The completed questionnaire is then popped into an ARD ballot box provided. The pollsters empty this box at certain intervals and call through the encoded results to one of four call centres. On 22 September, 200 workers are waiting at the call centres to enter the codes in the data templates prepared. By the time the polling stations close they will have received information from a total of 100,000 voter polls.

### The forecast is in the system

Over the course of the election day, there is a flow of data which statisticians and projection experts constantly check and assess until just before 6 p.m. infratest dimap can say “the forecast is in the system.” This is the signal for all the TV and radio stations linked in to get ready to broadcast the party shares. In addition to the closely-followed forecast and the subsequent projections, a host of other results also come in on election night and help explain and classify voting behaviour. Many of these figures come from the exit polls on election day but a considerable share is also from telephone surveys conducted in the days in the run-up to the election. As with regular surveys conducted by infratest dimap for ARD DeutschlandTREND, these are based on a sample of around 1,500 individuals eligible to vote. The results of the microcensus are invaluable for such surveys as the structural data provide important information for controlling, assessing and weighting surveys. For example, for telephone surveys it is essential to know the number of households in the subregions. To meet the requirement for structures of access panels, it is also critical to have detailed information for the population. The microcensus is therefore a treasured data source, as Richard Hilmer, CEO of infratest dimap, confirms: “The data from the Federal Statistical Office, and the microcensus in particular, provide fundamental benchmark data for empirical opinion research. Only then is it possible to deliver accurate forecasts and reliable analyses.”

### The much-awaited official final result

Late at night the infratest dimap team awaits the preliminary official result from the Federal Returning Officer. It provides information on the quality of the forecast and projections, which proves to be extremely high. This is in keeping with the demands of the general public as journalists and politicians rely on these numbers when assessing and commenting on the election outcome. In the early hours of 23 September, the time had finally come. At 3:15 a.m. the Federal Returning Officer issued a press release with the preliminary official result of the 2013 election to the German Bundestag. The average discrepancy for party shares in the 6 p.m. forecast was less than 0.3 percentage points. And even more important than the purely arithmetical result was that forecasts had already predicated that FDP and AfD would not make the five percent mark and that CDU/CSU would win a big victory but fail to secure an outright majority. ARD was therefore able to open election night with the right political message.



# Human resources development and advanced training

*At the Federal Statistical Office, human resources development is responsible for identifying and maintaining employees' skills and developing these skills so staff can perform their duties in the best possible way. In-house advanced training programmes, which will gradually include e-learning modules from 2013 onwards, play a central role in staff upskilling measures.*

## Help for newcomers

New staff at the Federal Statistical Office receive active support and assistance in adjusting to their new job. The Federal Statistical Office has a mentoring programme in place to make it easier for new colleagues to learn the ropes. Furthermore, an induction training course for all new employees helps them become more familiar with the organisational structures and make new contacts.

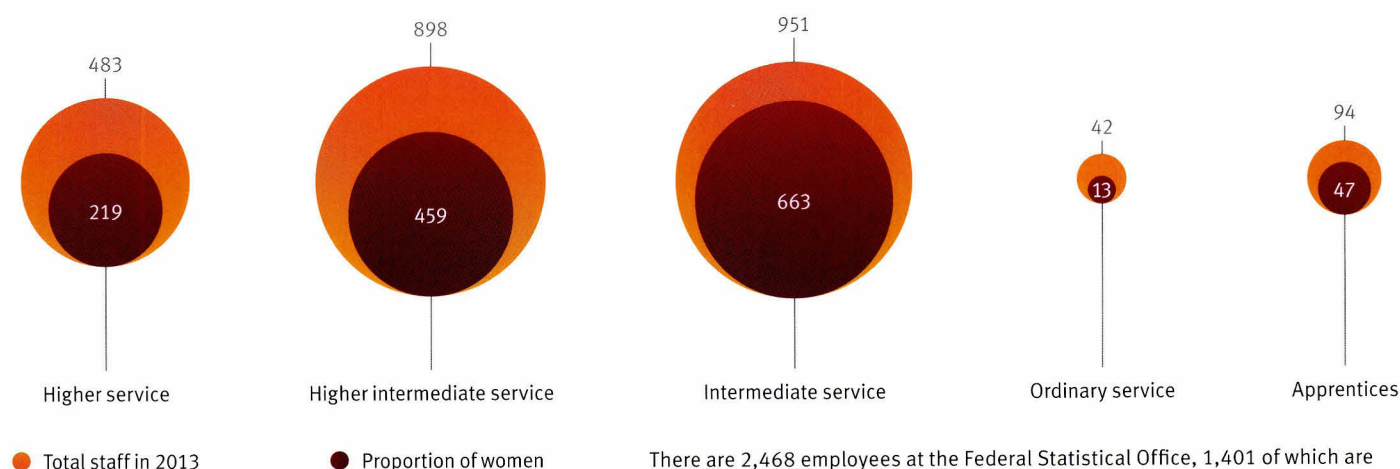
## Personal advanced training and e-learning

Anyone working at the Federal Statistical Office has a host of opportunities to progress professionally. An extensive seminar programme offers numerous in-house training courses focussing on IT, soft skills and specialised topics. The programme is extended by external train-

ing measures at the Federal Academy of Public Administration and at the European level, among others. Numerous joint advanced training events are also available with the statistical offices of the Länder.

The advanced training portfolio of the Federal Statistical Office is being gradually extended to include e-learning measures. In 2013, the Head of the Statistical Office and staff representatives entered into an agreement on the use of e-learning by all employees of the Federal Statistical Office. Many members of staff have used e-learning modules in the field of occupational safety, corruption prevention and the introduction of new software. Staff received 2.8 days of advanced training on average in 2013.

## Staff members by class of service



There are 2,468 employees at the Federal Statistical Office, 1,401 of which are women. This translates to 57 percent of the workforce.



### Personnel responsibility through human resources development

The ability to co-operate and work as a team, good collaboration and happy staff are the basis for a successful working environment. The Federal Statistical Office uses modern personnel development and management tools, including:

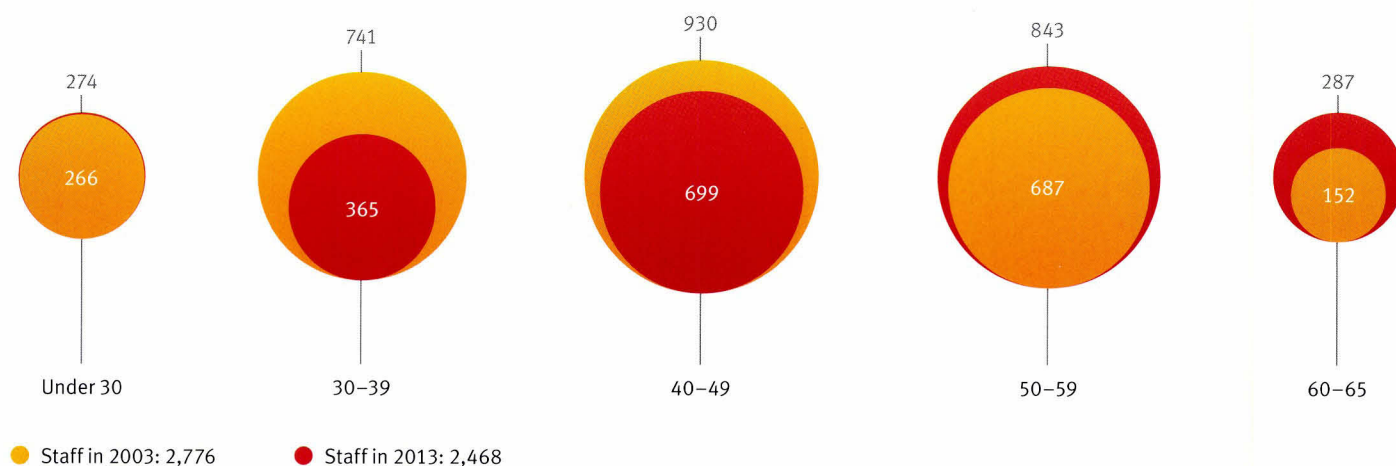
- Upward feedback
- Staff appraisal interviews
- Promotion of broad range of assignment possibilities

Taking place every four years, the fourth staff satisfaction survey was conducted in 2013. New options for action and human resources development measures are identified from the surveys.

### Combining work and family commitments

With flexible working times, various teleworking models and a wide range of part-time work models, the Federal Statistical Office helps staff better combine work and private life. A well-equipped parent-child room is available to help parents bridge any gaps in childcare. In 2013, 24 percent of all employees on parental leave were men.

### Staff members by age group in a 10-year comparison





# Budget

*The Federal Statistical Office is a higher federal authority within the area of responsibility of the Federal Ministry of the Interior. Its budget of roughly 165 million euros in 2013 accounted for 2.8 % of the total budget of the Federal Ministry of the Interior and for 0.04 % of the Federal Republic's total budget.*



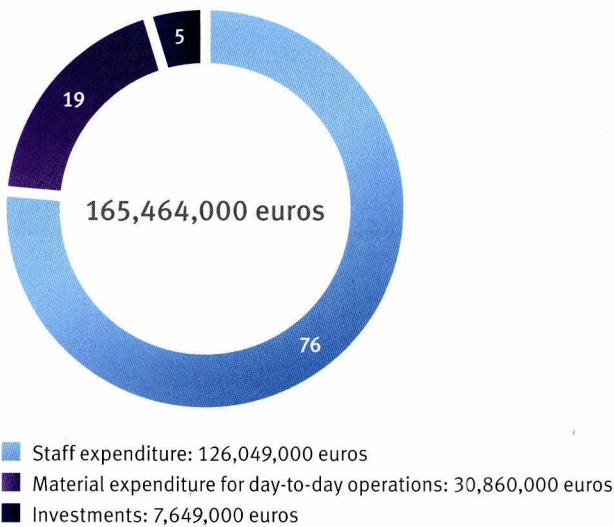


Despite the growing use of information technology, the collection and preparation of statistics and the dissemination of results are labour-intensive activities, and staff need to meet increasing requirements. Labour is therefore the biggest cost factor, with human resources accounting for roughly 76 % of the budgeted expenditure of the Federal Statistical Office in 2013. Material costs for day-to-day operations accounted for around 19 %, while a further 5 % of the 2013 budget was channelled into investments in information technology and the ongoing modernisation of the office building in Wiesbaden.

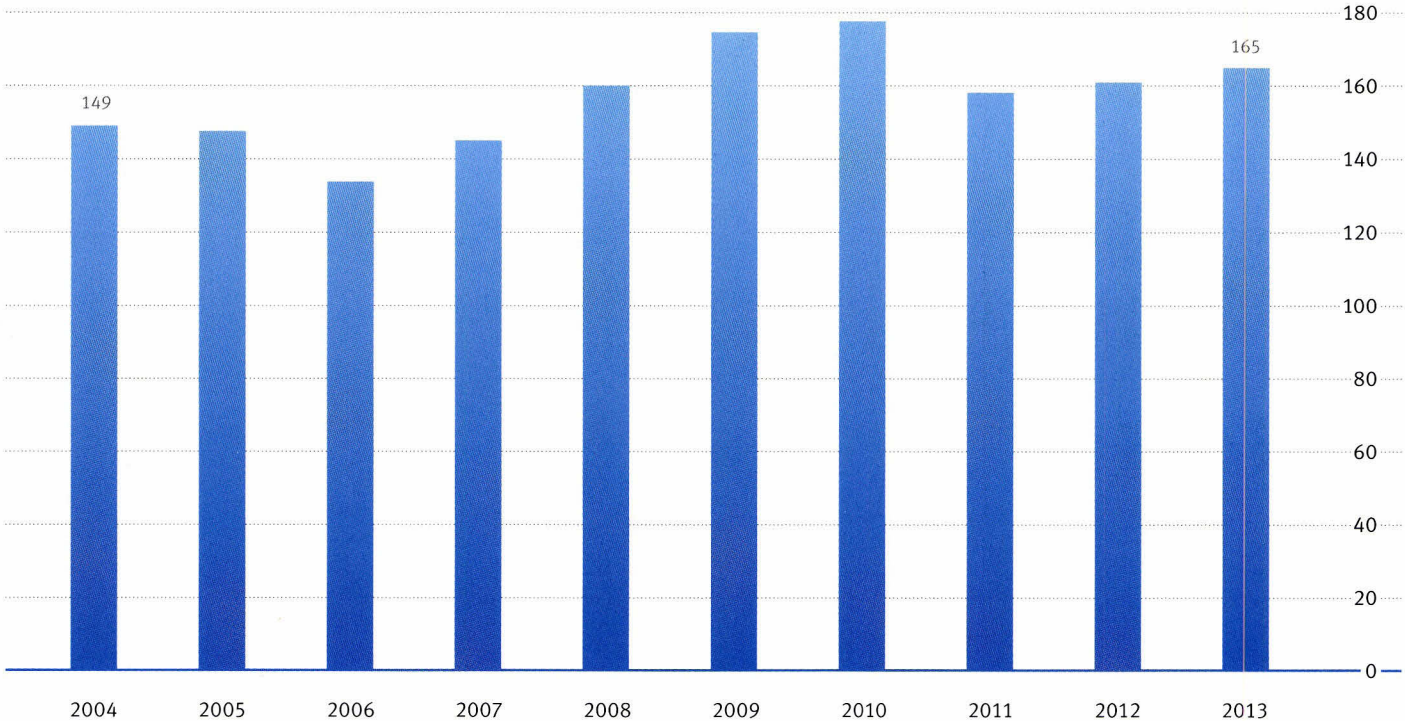
Roughly 165 million euros in funding were appropriated to the Federal Statistical Office in the 2013 financial plan. However, additional savings of 8.5 million euros had to be made during the year.

In the course of pooling IT operations (IT consolidation), nearly 11 million euros for staff, material and investment expenditure were transferred from the Federal Statistical Office to the Federal Office for Information Technology (BIT) in the budget year 2013 and until the end of the consolidation in 2014.

Budgeted expenditure of the  
Federal Statistical Office in 2013  
Percentage share



Budget of the Federal Statistical Office, in million euros





# Senior management





- |  |  |
|--|--|
| <p><b>1</b> Roderich Egeler<br/>President and<br/>Federal Returning Officer</p> <p><b>2</b> Dieter Sarreither<br/>Vice-President and Deputy Federal<br/>Returning Officer</p> <p><b>3</b> Sibylle von Oppeln-Bronikowski<br/>Strategy and Planning, International<br/>Relations, Research and Communication</p> <p><b>4</b> Hannelore Pöschl<br/>Agriculture, Environment,<br/>Foreign Trade</p> <p><b>5</b> Irmtraud Beuerlein<br/>National Accounts, Labour Market,<br/>Prices</p> | <p><b>6</b> Jürgen Chlumsky<br/>Administration, Administrative<br/>Cost Measurement</p> <p><b>7</b> Angela Schaff<br/>Health, Social Statistics, Education,<br/>Households</p> <p><b>8</b> Beate Glitza<br/>Information Technology, Mathematical-<br/>Statistical Methods</p> <p><b>9</b> Dr. Roland Gnos<br/>Business Register, Earnings,<br/>Industry, Services</p> <p><b>10</b> Dr. Sabine Bechtold<br/>Population, Census, Finance<br/>and Taxes</p> |
|--|--|



As at: March 2014



## Contact

---

### Service office in the Bundestag

Marie-Elisabeth-Lüders-Haus  
[bundestag@destatis.de](mailto:bundestag@destatis.de)

### i-Punkt Berlin

Friedrichstrasse 50-55 (Checkpoint Charlie)  
10117 Berlin  
[www.destatis.de/ipunkt](http://www.destatis.de/ipunkt)

---

### Statistisches Bundesamt

Gustav-Stresemann-Ring 11  
65189 Wiesbaden  
[www.destatis.de](http://www.destatis.de)

### Bonn Branch Office

Graurheindorfer Strasse 198  
53177 Bonn

---

### General Information Service

Phone: +49 (0) 611 / 75 24 05  
[www.destatis.de/kontakt](http://www.destatis.de/kontakt)

### Press Office and Journalist Service

[presse@destatis.de](mailto:presse@destatis.de)  
Phone: +49 (0) 611 / 75 34 44

---

You can reach us from  
Monday to Thursday from 8 a.m. to 5 p.m. and  
Friday from 8 a.m. to 3 p.m.

