


Statistisches Bundesamt

Löhne und Gehälter

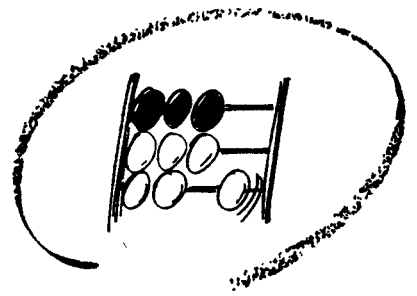


Fachserie **16**

Reihe 2.1


Arbeiterverdienste in der Industrie

Oktober 1993



Statistisches Bundesamt

Löhne und Gehälter



Fachserie **16**

Reihe 2.1

Arbeiterverdienste in der Industrie

Oktober 1993

Statistisches Bundesamt
Bibliothek - Dokumentation - Archiv

**METZLER
POESCHEL**

Für Benutzer der amtlichen Statistik steht als Service-Einrichtung des Statistischen Bundesamtes das EDV-gestützte STATISTISCHE INFORMATIONSSYSTEM DES BUNDES (Statis-BUND) zur Verfügung. Es enthält - auch aus dem Bereich der laufenden Verdiensterhebung - ausgewählte statistische Zeitreihen und bietet die Möglichkeit, eigene Auswertungen, Berechnungen und mathematisch-statistische Analysen durchzuführen. Darüber hinaus können Zeitreihensegmente auf Magnetband und Diskette - auf Wunsch auch im Abonnement vierteljährlich oder jährlich - bezogen werden. Der lohnstatistische Ergebnismachweis für die neuen Bundesländer ist noch nicht im STATIS-BUND aufgenommen.

Herausgeber:

Statistisches Bundesamt, Wiesbaden, Gustav-Stresemann-Ring 11

Postanschrift:

Statistisches Bundesamt
65180 Wiesbaden

Verlag:

Metzler-Poeschel, Stuttgart

Verlagsauslieferung:

Hermann Leins GmbH & Co. KG
Postfach 11 52
72125 Kusterdingen
Telefon: 0 70 71/93 53 50
Telex: 7 262 891 mepo d
Telefax: 0 70 71/3 36 53

Erscheinungsfolge: vierteljährlich

Erschienen im Juni 1994

Preis: DM 16,80

Bestellnummer: 2160210 - 93324

© Statistisches Bundesamt, Wiesbaden 1994

Vervielfältigung - außer für gewerbliche Zwecke - mit Quellenangabe gestattet.

Inhalt

| | Seite |
|--|-------|
| Textteil | |
| Einführung | 5 |
| Tabellenteil | |
| 1 Zusammenfassende Übersicht | |
| I Früheres Bundesgebiet | |
| 1.1 Durchschnittliche Wochenarbeitszeiten und Bruttoverdienste sowie Indizes der bezahlten Wochenstunden und Bruttoverdienste der Arbeiter in der Industrie | 9 |
| 1.2 Durchschnittliche Wochenarbeitszeiten und Bruttoverdienste der Arbeiter in der Industrie nach Leistungsgruppen | 9 |
| 1.3.1 Durchschnittliche Wochenarbeitszeiten und Bruttoverdienste der Arbeiter nach Wirtschaftszweig, Geschlecht und Leistungsgruppen | 10 |
| II Neue Länder und Berlin-Ost | |
| 1.1 Durchschnittliche Wochenarbeitszeiten und Bruttoverdienste der Arbeiter in der Industrie | 11 |
| 1.2 Durchschnittliche Wochenarbeitszeiten und Bruttoverdienste der Arbeiter in der Industrie nach Leistungsgruppen | 11 |
| 1.3.2 Durchschnittliche Wochenarbeitszeiten und Bruttoverdienste der Arbeiter nach Wirtschaftszweig, Geschlecht und Leistungsgruppen | 12 |
| 2 Angaben zur Struktur (Anteile der Gliederungsgruppen an übergeordneten Zusammenfassungen in Prozent) | 14 |
| 3 Durchschnittlich bezahlte Wochenstunden | 36 |
| 4 Durchschnittliche Bruttostundenverdienste | 58 |
| 5 Durchschnittliche Bruttowochenverdienste | 80 |
| 6 Index der durchschnittlich bezahlten Wochenstunden, der durchschnittlichen Bruttostunden- und Bruttowochenverdienste der Arbeiter in der Industrie nach Industriezweigen (1985 = 100) für das frühere Bundesgebiet | 102 |
| 7 Langfristige Indexreihe der durchschnittlichen Bruttostunden- und Bruttowochenverdienste der Arbeiter in der Industrie nach Monaten (1985 = 100) seit 1950 für das frühere Bundesgebiet | 107 |
| 8 Durchschnittliche Wochenarbeitszeiten, Bruttostunden- und Bruttowochenverdienste nach Industriezweigen und Leistungsgruppen im früheren Bundesgebiet im Jahre 1993 | 109 |
| 9 Durchschnittliche Wochenarbeitszeiten, Bruttostunden- und Bruttowochenverdienste nach Industriezweigen und Leistungsgruppen in den neuen Ländern und Berlin-Ost im Jahre 1993 | 115 |
| 10 Durchschnittliche Bruttojahresverdienste der Arbeiter im früheren Bundesgebiet | 121 |
| 11 Durchschnittliche Bruttojahresverdienste der Arbeiter in den neuen Ländern und Berlin-Ost | 122 |

| | |
|--|-----|
| Durchschnittliche Bruttomonatsverdienste der Arbeiter und Angestellten zusammen in ausgewählten Wirtschaftszweigen | 123 |
|--|-----|

Anhang

| | |
|---|-----|
| Verzeichnis der nachgewiesenen Wirtschaftszweige | 124 |
| Umrechnungsfaktoren aus dem Vergleich zwischen den Ergebnissen der Arbeitszeit- und Verdiensterhebung in Industrie und Handel nach dem alten und neuen Berichtskreis im früheren Bundesgebiet: Neuauswahl der Betriebe im im Oktober 1991 sowie in den neuen Ländern und Berlin-Ost: Neuauswahl der Betriebe im Juli 1992 | 125 |

Die Angaben für das "Frühere Bundesgebiet" beziehen sich auf die Bundesrepublik Deutschland nach dem Gebietsstand bis zum 03.10.1990; sie schließen Berlin-West ein. Die Angaben für die "Neuen Länder und Berlin-Ost" beziehen sich auf die Länder Brandenburg, Mecklenburg-Vorpommern, Sachsen, Sachsen-Anhalt und Thüringen sowie auf Berlin-Ost.

Zeichenerklärung

- | | | | |
|-----|--|-----|--|
| - | = nichts vorhanden | / | = Die Durchschnitte beruhen auf Angaben für weniger als 10 erfaßte Arbeiter |
| 0,0 | = weniger als die Hälfte von 1 in der letzten besetzten Stelle, jedoch mehr als nichts | () | = Durchschnitte, die auf Angaben für mindestens 10, aber weniger als 30 erfaßte Arbeiter beruhen |
| . | = Zahlenwert unbekannt, geheimzuhalten oder auf Wunsch des jeweiligen Statistischen Landesamtes nicht zu veröffentlichen | | |

Erläuterungen zur Methode dieser Statistik sind in der früheren Fachserie M "Preise, Löhne, Wirtschaftsrechnungen", Reihe 15, Teil I, Februar/Mai 1957, Februar 1959, August 1961, Oktober 1964, Januar 1966, Januar 1972, Januar 1973, sowie in "Wirtschaft und Statistik", Heft 12/1979, Heft 9/19 enthalten. Die methodischen Grundlagen der Indizes auf der Basis 1980 sind im heft 8/1985 von "Wirtschaft und Statistik" veröffentlicht.

Einführung

Die laufende Verdiensterhebung in Industrie und Handel wird nach dem Lohnstatistikgesetz¹⁾ in vierteljährlichen Abständen für die Monate Januar, April, Juli und Oktober durchgeführt. Ihre Ergebnisse informieren über die absolute Höhe der durchschnittlichen Verdienste in der Industrie, im Handel, Kredit- und Versicherungsgewerbe sowie der Wochenarbeitszeiten der Arbeiter in der Industrie. Die laufenden Erhebungen haben in erster Linie die Aufgabe, die Entwicklung der effektiven Bruttoverdienste ausgewählter Arbeitnehmergruppen nach Wirtschaftszweigen und Geschlecht in regelmäßigen, relativ kurzfristigen Zeitabständen sowie im jährlichen Verlauf darzustellen. Zu diesem Zweck werden vierteljährlich und jährlich langfristige Indexreihen auf der Grundlage der Ergebnisse der laufenden Verdiensterhebung ergänzt und veröffentlicht, die für die Verdienste der Industriearbeiter bis in das Jahr 1913/14 zurückreichen (vgl. Tabelle, Seite 7). Zur Zeit werden diese Indizes auf der Basis 1985 = 100 ermittelt. Ihre Umstellung auf das Basisjahr 1991 = 100 ist im Laufe des Jahres 1994 vorgesehen. Für die neuen Länder und Berlin-Ost werden noch keine Verdienstindizes berechnet.

Die Verdiensterhebung wird auf repräsentativer Grundlage bei ausgewählten Betrieben durchgeführt (Stichprobenerhebung). Im früheren Bundesgebiet werden seit dem Berichtsmonat Januar 1992 etwa 10 % und in den neuen Ländern und Berlin-Ost seit dem Berichtsmonat Oktober 1992 etwa 25 % der Betriebe mit 10 und mehr Beschäftigten in der Verarbeitenden Industrie sowie in der Energie- und Wasserversorgung bzw. mit 5 und mehr Beschäftigten im Hoch- und Tiefbau (mit Handwerk) zur laufenden Verdiensterhebung herangezogen. Nach der Systematik der Wirtschaftszweige, Ausgabe 1979, erstreckt sich die Erhebung der Verdienste der Arbeiter auf die Wirtschaftsabteilungen 1 und 2 (ohne Handwerk) sowie auf die Gruppe 300.

Bei den nachgewiesenen Wochenarbeitszeiten, Bruttostunden- und Bruttowochenverdienste handelt es sich um Durchschnittsangaben je Arbeiter. Sie werden nicht als individuelle Angabe für einzelne Beschäftigte, sondern als Lohnsummen für die jeweiligen Beschäftigtengruppen nach der Summenmethode aus der betrieblichen Abrechnung, erfaßt, z.B. Bruttolohnsumme der weiblichen Arbeiter in einer Leistungsgruppe (vgl. Stichwort "Leistungsgruppen").

Einer Leistungsgruppe entsprechen in der Regel eine oder mehrere Lohngruppen.

Durchschnittsangaben für mindestens 10, aber weniger als 30 "erfaßte Arbeiter" sind in Klammern gesetzt, weil sie wegen ihres hohen Zufallsfehlers (einfacher relativer Standardfehler über 5 %) unsicher sind. Durch-

schnittsangaben für weniger als 10 "erfaßte Arbeiter" werden nicht nachgewiesen.

Betrieb im Sinne der Erhebung ist die "örtliche Niederlassung", das sind die jeweils räumlich zusammenhängenden Teile eines Unternehmens.

Erfaßter Personenkreis: In die Verdiensterhebung werden alle Arbeiter der erfaßten Betriebe einbezogen, mit Ausnahme der Arbeiter, die wegen Krankheit, Einstellung oder Entlassung nicht für den ganzen Erhebungsmonat entlohnt wurden. Nicht erfaßt werden ferner: Teilzeitbeschäftigte Arbeiter, Auszubildende, mithelfende Familienangehörige sowie Arbeiter, die als Empfänger von Renten aus der gesetzlichen Rentenversicherung ein vermindertes Arbeitsentgelt bezogen. Als Arbeiter gelten alle Personen in abhängiger Stellung, die der Versicherungspflicht in der Arbeiterrentenversicherung unterliegen. In den neuen Ländern und Berlin-Ost werden auch von Kurzarbeit betroffene Arbeitnehmer, deren Kurzarbeit drei Tage bzw. 24 Arbeitsstunden im Berichtsmonat überschritt, nicht in die Erhebung einbezogen.

Bezahlte Wochenstunden: Als bezahlte Arbeitszeit gelten die effektiv geleisteten Stunden (dies sind in der Regel die "hinter der Stechuhr", d.h. innerhalb der Arbeitsstätte bzw. auf der Arbeitsstelle verbrachten Zeiten abzüglich allgemein betrieblich festgesetzter Ruhepausen wie z.B. die Mittagszeit) zuzüglich der bezahlten Ausfallstunden, z.B. für bezahlte Krankheitstage, gesetzliche Feiertage, bezahlten Urlaub, bezahlte Arbeitspausen, bezahlte Freizeit aus betrieblichen und persönlichen Gründen (Betriebsversammlungen, Betriebsausflüge, Arztbesuche, Familienfeiern u.ä.).

Bruttoverdienst: Der "Bruttoverdienst" umfaßt alle Beträge, die dem Arbeitnehmer laufend vom Arbeitgeber gezahlt werden, das ist normalerweise der tarifliche oder frei vereinbarte Lohn einschließlich tariflicher und außertariflicher Leistungs-, Sozial- und sonstiger Zulagen und Zuschläge. Nicht zum Bruttoverdienst rechnen alle Beträge, die nicht der Arbeitstätigkeit in der Erhebungszeit zuzuschreiben sind (z.B. Nachzahlungen) sowie Spesenersatz, Trennungsschädigung, Auslösungen usw. Auch alle einmaligen Zahlungen wie Gratifikationen, Jahresabschlußprämien, Gewinnanteile, Gewinnbeteiligungen, zusätzliches Urlaubsgeld und nicht regelmäßige vermögenswirksame Leistungen werden nicht einbezogen, es sei denn, sie werden in monatlichen Teilbeträgen laufend bezahlt.

Im Berichtsmonat Januar liegt bei den Betrieben des Hoch- und Tiefbaus (Wirtschaftsgruppe 300 ohne 300 5) aus witterungsbedingten Gründen gelegentlich eine so geringe Beschäftigung vor, daß in einzelnen Bundesländern keine hinreichend genauen und der Zielsetzung der Verdienststatistik entsprechenden Arbeitszeiten und Verdienste ermittelt werden können. In diesen Fällen werden aus den Erhebungsergebnissen der vergangenen Berichtsmonate länderspezifische Prognosewerte berechnet und ersatzweise für die Ermittlung der Bundesergebnisse verwendet.

1) Gesetz über die Lohnstatistik in der im Bundesgesetzblatt Teil III, Gliederungsnummer 800-16, veröffentlichten bereinigten Fassung, zuletzt geändert durch Artikel 2 des Gesetzes vom 2. März 1994 (BGBl. I S. 384).

Leistungsgruppen: Für Zwecke der statistischen Analyse werden Leistungsgruppen gebildet, die eine grobe Abstufung nach der Qualifikation darstellen. In einer Leistungsgruppe sind aus jedem in der Erhebung angewandten Tarifvertrag eine oder mehrere Lohngruppen zusammengefaßt.

Leistungsgruppe 1: Arbeiter, die auf Grund ihrer Fachkenntnisse und Fähigkeiten mit Arbeiten beschäftigt werden, welche als besonders schwierig oder verantwortungsvoll oder vielgestaltig anzusehen sind. Die Befähigung kann durch abgeschlossene Lehre oder durch langjährige Beschäftigung bei entsprechenden Arbeiten erworben sein. In den Tarifen sind die Angehörigen dieser Gruppe meist als Facharbeiter, auch qualifizierte oder hochqualifizierte Facharbeiter, Spezialfacharbeiter, Facharbeiter mit meisterlichem Können, Meister und Vorarbeiter im Stundenlohn, Betriebshandwerker, gelernte Facharbeiter, Facharbeiter mit Berufsausbildung und Erfahrung und ähnlich bezeichnet.

Leistungsgruppe 2: Arbeiter, die im Rahmen einer speziellen meist branchengebundenen Tätigkeit mit gleichmäßig wiederkehrenden oder mit weniger schwierigen und verantwortungsvollen Arbeiten beschäftigt werden, für die keine allgemeine Berufsbefähigung vorausgesetzt werden muß. Die Kenntnisse und Fähigkeiten für diese Arbeiten haben die Arbeiter meist im Rahmen einer mindestens 3 Monate dauernden Anlernzeit mit oder ohne Abschlußprüfung erworben. In den Tarifen werden die hier erwähnten Arbeiter meist als Spezialarbeiter, qualifizierte angelernte Arbeiter, angelernte Arbeiter mit besonderen Fähigkeiten, angelernte Arbeiter, vollwertige Betriebsarbeiter, angelernte Hilfsarbeiter, Betriebsarbeiter und ähnlich bezeichnet.

Leistungsgruppe 3: Arbeiter, die mit einfachen, als Hilfsarbeiten zu bewertenden Tätigkeiten beschäftigt sind, für die eine fachliche Ausbildung auch nur beschränkter Art nicht erforderlich ist. In den Tarifen werden diese Arbeiter meist als Hilfsarbeiter, ungelernte Arbeiter, einfache Arbeiter und ähnlich bezeichnet.

Indizes: Die Indizes der durchschnittlich bezahlten Wochenstunden bzw. der durchschnittlichen Bruttoverdienste der Arbeiter schalten den Einfluß der Veränderungen in der Zusammensetzung der Arbeiterschaft - auch im Falle eines Berichtskreiswechsels - aus und zeigen, wie sich die durchschnittlich bezahlten Wochenstunden bzw. die durchschnittlichen Bruttoverdienste der Arbeiter verändert hätten, wenn im jeweiligen Vergleichszeitpunkt die gleiche Struktur der Arbeiterschaft bestanden hätte wie im Basiszeitraum. Die Wertgewichte für die Wägung der Verdienstreihen wurden durch Multiplikation der Personenzahlen in den einzelnen Arbeitergruppen mit ihrem durchschnittlichen Verdienst bzw. für den Arbeitszeitindex mit der Zahl der durchschnittlich bezahlten Wochenstunden im Basisjahr gewonnen.

Aus den angegebenen Indexzahlen läßt sich die Indexentwicklung nach Punkten als Differenz zwischen dem neuen und dem alten Indexstand errechnen, die Indexentwicklung in Prozent nach der Formel

$$\frac{\text{Neuer Indexstand}}{\text{Alter Indexstand}} \times 100 - 100.$$

Beispiel: Von 1981 bis 1987 stieg der Index der durchschnittlichen Bruttostundenverdienste für alle Arbeiter von 87,0 auf 107,6 d.h. um $107,6 - 87,0 = 20,6$ Punkte, aber um

$$\frac{107,6}{87,0} \times 100 - 100 = 23,7\%.$$

Die nachgewiesenen Indizes beziehen sich auf das Basisjahr 1985. Wird ein anderes Basisjahr gewünscht (Umbasierung), sind sie nach der Formel

$$\frac{\text{Index des Beobachtungsjahres}}{\text{Index des gewünschten Basisjahres}} \times 100$$

umzurechnen.

Beispiel: Für 1987 lautet der Index der durchschnittlichen Bruttostundenverdienste für alle Arbeiter auf der Basis 1980 = 100

$$\frac{107,6}{82,5} \times 100 = 130,4.$$

Langfristige Indexreihe der Industriearbeiterverdienste

Das Statistische Bundesamt hat auf der Basis 1985 = 100 für die Arbeiter in der Industrie (einschl. Hoch- und Tiefbau mit Handwerk) Jahresindizes der durchschnittlichen Bruttostundenverdienste und der durchschnittlichen Bruttowochenverdienste für 1938 und für alle Jahre seit 1950 ermittelt. Das Statistische Reichsamt berechnete ähnliche Indizes für die Jahre 1913/14 und 1925 bis 1944 auf der Basis 1936 = 100 (vgl. u.a. Statistisches Jahrbuch für das Deutsche Reich, Jahrgang 1941/42). Verknüpft man beide Indexreihen miteinander, ergeben sich die nachstehend aufgeführten Werte auf der Basis 1936 = 100 und 1985 = 100. Wird ein anderes Basisjahr gewünscht (Umbasierung), sind sie, wie oben beschrieben, umzurechnen. Dabei muß darauf geachtet werden, daß die Werte im Zähler und im Nenner entweder beide der Indexreihe 1936 = 100 oder beide der Indexreihe 1985 = 100 entnommen werden. Das Ergebnis ist in jedem Fall - von Rundungsdifferenzen abgesehen - das Gleiche.

Beispiel: Für 1987 wird ein Index der Bruttostundenverdienste auf der Basis 1981 = 100 gewünscht. Der Rechenansatz lautet dann entweder

$$\frac{2289,4}{1851,1} \times 100 \text{ oder } \frac{107,6}{87,0} \times 100.$$

Ergebnis in beiden Fällen: 123,7.

Bei der Verknüpfung der beiden Indexreihen mußten methodische und systematische Abweichungen außer acht gelassen werden (z.B. Unterschiede im Gebietsstand, Unterschiede in der Abgrenzung und der Zahl der erfaßten Wirtschaftszweige, Unterschiede in der Beschäftigtenstruktur). Die ermittelten Werte sind deshalb mit Vorbehalt zu interpretieren.

Sie vermitteln jedoch eine ungefähre Größenvorstellung, wie sich die Verdienste im Laufe der Zeit geändert haben.

Erläuterung zu Tabelle 2 des Tabellenteils

Die %-Zahlen beziehen sich:
bei den Leistungsgruppen auf die Gesamtzahl der männlichen bzw. weiblichen Arbeiter eines Wirtschaftszweiges, bei den "männlichen Arbeitern zus." bzw. "weiblichen Arbeitern zus." auf die Gesamtzahl der Arbeiter eines Wirtschaftszweiges (außer Bergbau sowie Hoch- und Tiefbau), bei "allen Arbeitern" eines Wirtschaftszweiges und bei Bergbau sowie Hoch- und Tiefbau "männliche Arbeiter zus." auf die Gesamtzahl der Arbeiter in der Industrie (einschl. Hoch- und Tiefbau mit Handwerk).

Index der durchschnittlichen Bruttostunden- und Bruttowochenverdienste der Arbeiter
in der Industrie (einschl. Hoch- und Tiefbau)

| Jahr | Index der Bruttostunden- Bruttowochen- verdienste | | | | Jahr | Index der Bruttostunden- Bruttowochen- verdienste | | | |
|---------------|---|------------|------------|------------|------------|---|------------|------------|------------|
| | 1936 = 100 | 1985 = 100 | 1936 = 100 | 1985 = 100 | | 1936 = 100 | 1985 = 100 | 1936 = 100 | 1985 = 100 |
| 1913/14 | 66,0 | 3,1 | 75,0 | 4,2 | 1961 | 400,0 | 18,8 | 373,2 | 20,9 |
| 1925 | 95,7 | 4,5 | 91,1 | 5,1 | 1962 | 444,7 | 20,9 | 412,5 | 23,1 |
| 1926 | 102,1 | 4,8 | 98,2 | 5,5 | 1963 | 478,7 | 22,5 | 439,3 | 24,6 |
| 1927 | 112,8 | 5,3 | 108,9 | 6,1 | 1964 | 519,1 | 24,4 | 475,0 | 26,6 |
| 1928 | 125,5 | 5,9 | 125,0 | 7,0 | 1965 | 568,1 | 26,7 | 523,2 | 29,3 |
| 1929 | 131,9 | 6,2 | 128,6 | 7,2 | 1966 | 606,4 | 28,5 | 551,8 | 30,9 |
| 1930 | 125,5 | 5,9 | 117,9 | 6,6 | 1967 | 625,5 | 29,4 | 548,2 | 30,7 |
| 1931 | 117,0 | 5,5 | 103,6 | 5,8 | 1968 | 653,2 | 30,7 | 585,7 | 32,8 |
| 1932 | 97,9 | 4,6 | 85,7 | 4,8 | 1969 | 712,8 | 33,5 | 650,0 | 36,4 |
| 1933 | 95,7 | 4,5 | 87,5 | 4,9 | 1970 | 817,0 | 38,4 | 748,2 | 41,9 |
| 1934 | 97,9 | 4,6 | 92,9 | 5,2 | 1971 | 906,4 | 42,6 | 814,3 | 45,6 |
| 1935 | 100,0 | 4,7 | 96,4 | 5,4 | 1972 | 987,2 | 46,4 | 878,6 | 49,2 |
| 1936 | 100 | 4,7 | 100 | 5,6 | 1973 | 1 089,4 | 51,2 | 969,6 | 54,3 |
| 1937 | 104,3 | 4,9 | 103,6 | 5,8 | 1974 | 1 202,1 | 56,5 | 1 048,2 | 58,7 |
| 1938 | 106,4 | 5,0 | 108,9 | 6,1 | 1975 | 1 297,9 | 61,0 | 1 094,6 | 61,3 |
| 1939 | 108,5 | 5,1 | 112,5 | 6,3 | 1976 | 1 378,7 | 64,8 | 1 187,5 | 66,5 |
| 1940 | 112,8 | 5,3 | 114,3 | 6,4 | 1977 | 1 476,6 | 69,4 | 1 273,2 | 71,3 |
| 1941 | 117,0 | 5,5 | 123,2 | 6,9 | 1978 | 1 555,3 | 73,1 | 1 341,1 | 75,1 |
| 1942 | 119,1 | 5,6 | 123,2 | 6,9 | 1979 | 1 646,8 | 77,4 | 1 432,1 | 80,2 |
| 1943 | 119,1 | 5,6 | 125,0 | 7,0 | 1980 | 1 755,3 | 82,5 | 1 507,1 | 84,4 |
| 1944 März ... | 119,1 | 5,6 | 123,2 | 6,9 | 1981 | 1 851,1 | 87,0 | 1 573,2 | 88,1 |
| 1950 | 174,5 | 8,2 | 173,2 | 9,7 | 1982 | 1 938,3 | 91,1 | 1 628,6 | 91,2 |
| 1951 | 200,0 | 9,4 | 196,4 | 11,0 | 1983 | 2 002,1 | 94,1 | 1 673,2 | 93,7 |
| 1952 | 214,9 | 10,1 | 212,5 | 11,9 | 1984 | 2 048,9 | 96,3 | 1 728,6 | 96,8 |
| 1953 | 225,5 | 10,6 | 223,2 | 12,5 | 1985 | 2 127,7 | 100 | 1 785,7 | 100 |
| 1954 | 229,8 | 10,8 | 230,4 | 12,9 | 1986 | 2 202,1 | 103,5 | 1 841,1 | 103,1 |
| 1955 | 246,8 | 11,6 | 248,2 | 13,9 | 1987 | 2 289,4 | 107,6 | 1 900,0 | 106,4 |
| 1956 | 270,2 | 12,7 | 267,9 | 15,0 | 1988 | 2 383,0 | 112,0 | 1 976,8 | 110,7 |
| 1957 | 293,6 | 13,8 | 282,1 | 15,8 | 1989 | 2 478,7 | 116,5 | 2 050,0 | 114,8 |
| 1958 | 312,8 | 14,7 | 294,6 | 16,5 | 1990 | 2 606,4 | 122,5 | 2 135,7 | 119,6 |
| 1959 | 331,9 | 15,6 | 310,7 | 17,4 | 1991 | 2 766,0 | 130,0 | 2 244,6 | 125,7 |
| 1960 | 361,7 | 17,0 | 339,3 | 19,0 | 1992 | 2 929,8 | 137,7 | 2 357,1 | 132,0 |
| | | | | | 1993 | 3 080,9 | 144,8 | 2 407,1 | 134,8 |

Bruttojahresverdiensterhebung

Ergänzend zur vierteljährlichen Verdiensterhebung wird seit 1971 eine Bruttojahresverdiensterhebung durchgeführt, mit der die gesamten im Laufe eines Kalenderjahres laufend und einmalig gezahlten Verdienste erfaßt werden. Diese Erhebung richtet sich an die Betriebe der vierteljährlichen Verdiensterhebung, mit der der Erhebungsbereich, die Erhebungseinheit und das Erhebungsverfahren übereinstimmen.

Zu dem einzubeziehenden Personenkreis rechnen alle Arbeiter, die während des gesamten Berichtsjahres bei demselben Betrieb beschäftigt und mindestens 6 Monate anwesend waren (bei Krankheit und Mutterschaft führt auch längere Abwesenheit nicht zum Ausschluss).

Der Bruttojahresverdienst umfaßt die laufenden (monatlichen) Zahlungen, wie in der vierteljährlichen Verdiensterhebung, sowie die in größeren zeitlichen Abständen regelmäßig und unregelmäßig - auch einmalig - gezahlten Beträge (Sonderzahlungen), wie z.B. Weihnachtsgeld, zusätzlichen Urlaubsgeld, Gewinnbeteiligungen, Jahresprämien, Jubiläumszuwendungen, nicht laufend gezahlte vermögenswirksame Leistungen, Lohnnachzahlungen, sofern der Anspruch im Berichtsjahr entstanden ist.

Als Ergebnis werden die Bruttojahresverdienste nach Wirtschaftszweigen und Geschlecht dargestellt. Ein Nachweis der Bruttojahresverdienste nach Leistungsgruppen ist nicht möglich, da die Leistungsgruppe im Unterschied zur vierteljährlichen Verdiensterhebung kein Erhebungsmerkmal ist.

I Früheres Bundesgebiet
1 Zusammenfassende Übersicht

1.1 Durchschnittliche Wochenarbeitszeiten und Bruttoverdienste sowie Indizes der bezahlten Wochenstunden und Bruttoverdienste der Arbeiter in der Industrie *)

| Jahr 1) Monat | Bezahlte Wochenstunden | | | Bruttostundenverdienste | | | Bruttowochenverdienste | | |
|------------------------------|------------------------|--------|------|-------------------------|--------|-------|------------------------|--------|-------|
| | Männer | Frauen | Alle | Männer | Frauen | Alle | Männer | Frauen | Alle |
| | Stunden | | | DM | | | | | |
| 1988 D 2) | 40,6 | 38,9 | 40,3 | 19,27 | 14,12 | 18,35 | 782 | 548 | 739 |
| 1989 D 2) | 40,5 | 38,7 | 40,2 | 20,04 | 14,66 | 19,08 | 810 | 567 | 765 |
| 1990 D 2) | 40,0 | 38,4 | 39,8 | 21,11 | 15,39 | 20,13 | 847 | 590 | 800 |
| 1991 D 2) | 39,7 | 38,1 | 39,4 | 22,40 | 16,41 | 21,36 | 889 | 626 | 842 |
| 1992 D | 39,3 | 37,7 | 39,0 | 23,70 | 17,51 | 22,68 | 933 | 658 | 886 |
| 1993 D | 38,2 | 36,7 | 38,0 | 24,91 | 18,48 | 23,93 | 953 | 678 | 909 |
| 1992 Januar | 39,0 | 37,9 | 38,8 | 23,04 | 16,92 | 21,95 | 900 | 641 | 852 |
| April | 39,4 | 37,7 | 39,1 | 23,22 | 17,11 | 22,20 | 915 | 645 | 869 |
| Juli | 39,5 | 37,6 | 39,2 | 23,93 | 17,71 | 22,91 | 946 | 667 | 898 |
| Oktober | 39,3 | 37,4 | 39,0 | 24,11 | 17,86 | 23,09 | 948 | 668 | 901 |
| 1993 Januar | 38,1 | 36,8 | 37,9 | 24,27 | 17,94 | 23,20 | 924 | 661 | 879 |
| April | 37,9 | 36,4 | 37,7 | 24,85 | 18,38 | 23,86 | 942 | 669 | 899 |
| Juli | 38,5 | 36,8 | 38,2 | 25,00 | 18,58 | 24,04 | 961 | 684 | 918 |
| Oktober | 38,4 | 36,8 | 38,2 | 25,12 | 18,68 | 24,17 | 965 | 687 | 922 |
| Indizes (Basis 1985 = 100) | | | | | | | | | |
| 1988 D | 99,0 | 98,6 | 98,9 | 111,9 | 112,8 | 112,0 | 110,7 | 111,0 | 110,7 |
| 1989 D | 98,7 | 98,1 | 98,6 | 116,4 | 117,1 | 116,5 | 114,8 | 114,8 | 114,8 |
| 1990 D | 97,7 | 97,3 | 97,6 | 122,5 | 122,6 | 122,5 | 119,7 | 119,2 | 119,6 |
| 1991 D | 96,8 | 96,6 | 96,7 | 129,8 | 130,4 | 130,0 | 125,7 | 125,9 | 125,7 |
| 1992 D | 96,0 | 95,2 | 95,9 | 137,4 | 139,1 | 137,7 | 131,9 | 132,4 | 132,0 |
| 1993 D | 93,3 | 92,9 | 93,2 | 144,4 | 147,1 | 144,8 | 134,6 | 136,4 | 134,8 |
| 1992 Januar | 95,2 | 95,9 | 95,4 | 133,8 | 135,3 | 134,0 | 127,4 | 129,7 | 127,7 |
| April | 96,3 | 95,2 | 96,1 | 135,5 | 136,7 | 135,7 | 130,5 | 130,2 | 130,5 |
| Juli | 96,5 | 95,2 | 96,2 | 139,7 | 141,6 | 140,0 | 134,8 | 134,8 | 134,8 |
| Oktober | 96,0 | 94,5 | 95,7 | 140,6 | 142,8 | 140,9 | 135,0 | 134,8 | 135,0 |
| 1993 Januar | 92,9 | 93,3 | 93,0 | 141,0 | 143,6 | 141,4 | 131,0 | 133,7 | 131,4 |
| April | 92,6 | 92,1 | 92,5 | 144,5 | 146,9 | 144,9 | 133,6 | 135,0 | 133,8 |
| Juli | 93,8 | 93,3 | 93,7 | 145,5 | 148,4 | 146,0 | 136,5 | 138,2 | 136,7 |
| Oktober | 93,8 | 93,0 | 93,7 | 146,4 | 149,5 | 146,8 | 137,2 | 138,7 | 137,4 |
| dav. Leistungsgruppe 1 | 93,8 | 93,0 | .a) | 146,8 | 148,0 | .a) | 137,6 | 137,2 | .a) |
| 2 | 93,4 | 92,8 | .a) | 145,4 | 148,1 | .a) | 135,6 | 137,2 | .a) |
| 3 | 94,9 | 93,1 | .a) | 146,2 | 150,7 | .a) | 138,5 | 140,2 | .a) |

*) Industrie einschl. Hoch- und Tiefbau, dieser mit Handwerk.

1) D = Durchschnitt aus 4 Erhebungsmonaten.

2) Auf den neuen Berichtskreis umgerechnet.

a) Punkt (.) an Stelle einer Zahl = kein Nachweis vorhanden.

1.2 Durchschnittliche Wochenarbeitszeiten und Bruttoverdienste der Arbeiter in der Industrie nach Leistungsgruppen *)

| Leistungsgruppe | Bezahlte Wochenstunden | | | Mehrarbeits- stunden | | | Brutto- stundenverdienste | | | Brutto- wochenverdienste | | |
|--------------------|---------------------------|---|-----------------|-------------------------|---|-----------------|------------------------------|---|-----------------|-----------------------------|---|-----------------|
| | Oktober 1993 | Zu- (+) bzw. Ab- nahme (-) gegenüber | | Oktober 1993 | Zu- (+) bzw. Ab- nahme (-) gegenüber | | Oktober 1993 | Zu- (+) bzw. Ab- nahme (-) gegenüber | | Oktober 1993 | Zu- (+) bzw. Ab- nahme (-) gegenüber | |
| | | Juli 1993 | Oktober 1992 | | Juli 1993 | Oktober 1992 | | Juli 1993 | Oktober 1992 | | Juli 1993 | Oktober 1992 |
| | Std. | % | | Stunden | | | DM | % | | DM | % | |
| Männliche Arbeiter | | | | | | | | | | | | |
| 1 | 38,4 | ± 0,0 | - 2,5 | 1,7 | 1,7 | 1,9 | 26,46 | + 0,5 | + 3,9 | 1 016 | + 0,3 | + 1,3 |
| 2 | 38,3 | - 0,3 | - 2,3 | 1,7 | 1,5 | 1,7 | 23,70 | + 0,5 | + 3,9 | 907 | + 0,3 | + 1,6 |
| 3 | 38,9 | + 0,3 | - 1,3 | 1,7 | 1,5 | 1,6 | 20,97 | + 0,3 | + 3,7 | 815 | + 0,4 | + 2,3 |
| Zusammen ... | 38,4 | - 0,3 | - 2,3 | 1,7 | 1,6 | 1,8 | 25,12 | + 0,5 | + 4,2 | 965 | + 0,4 | + 1,8 |
| Weibliche Arbeiter | | | | | | | | | | | | |
| 1 | 37,0 | - 0,3 | - 1,9 | 0,5 | 0,4 | 0,5 | 21,02 | + 1,0 | + 4,6 | 778 | + 0,8 | + 2,8 |
| 2 | 36,6 | - 0,3 | - 1,6 | 0,4 | 0,3 | 0,4 | 18,95 | + 0,7 | + 4,9 | 693 | + 0,3 | + 3,1 |
| 3 | 36,9 | ± 0,0 | - 1,6 | 0,5 | 0,4 | 0,4 | 18,02 | + 0,3 | + 4,0 | 664 | + 0,3 | + 2,2 |
| Zusammen ... | 36,8 | ± 0,0 | - 1,6 | 0,5 | 0,4 | 0,4 | 18,68 | + 0,5 | + 4,6 | 687 | + 0,4 | + 2,8 |
| Alle Arbeiter | | | | | | | | | | | | |
| Insgesamt ... | 38,2 | ± 0,0 | - 2,1 | 1,5 | 1,4 | 1,6 | 24,17 | + 0,5 | + 4,7 | 922 | + 0,4 | + 2,3 |

*) Industrie einschl. Hoch- und Tiefbau, dieser mit Handwerk.

1.3.1 DURCHSCHNITTliche WOCHENARBEITSZEITEN UND BRUTTOVERDIENSTE DER ARBEITER NACH WIRTSCHAFTSZWEIG, GESCHLECHT UND LEISTUNGSGRUPPEN
IM FRÜHEREN BUNDESGBEIT

OKTOBER 1993

| WIRTSCHAFTSZWEIG | BEZAHLTE WOCHENSTUNDEN | | | | MEHRArBEITS- STUNDEN | | | | BRUTTO- STUNDENVERDIENSTE | | | | BRUTTO- WOCHENVERDIENSTE | | | | | |
|---|---------------------------|-----------------|------|------|-------------------------|--------------|-----|-----|------------------------------|-----------------|-------|-------|-----------------------------|-----------------|------|-----|--|--|
| | ZU- SAM- MEN | LEISTUNGSGRUPPE | | | ZU- SAM- MEN | LEISTUNGSGR. | | | ZU- SAM- MEN | LEISTUNGSGRUPPE | | | ZU- SAM- MEN | LEISTUNGSGRUPPE | | | | |
| | | 1 | 2 | 3 | | 1 | 2 | 3 | | 1 | 2 | 3 | | 1 | 2 | 3 | | |
| | STUNDEN | | | | | | | | DM | | | | | | | | | |
| MAENNLICHE ARBEITER | | | | | | | | | | | | | | | | | | |
| INDUSTRIE (EINSCHLIESSLICH HOCH- UND TIEFBAU MIT HANDWERK) | 38.4 | 38.4 | 38.3 | 38.9 | 1.7 | 1.7 | 1.7 | 1.7 | 25.12 | 26.46 | 23.70 | 20.97 | 965 | 1016 | 907 | 815 | | |
| ELEKTRIZITAETS-, GAS-, FERNWAERME- UND WASSERVERSORGUNG | 39.4 | 39.4 | 39.2 | 39.1 | 1.1 | 1.1 | 0.8 | 0.9 | 28.25 | 28.49 | 25.93 | 22.62 | 1112 | 1122 | 1017 | 884 | | |
| BERGBAU | 38.7 | 38.7 | 38.8 | 39.3 | 1.3 | 1.3 | 1.4 | 0.9 | 24.40 | 24.83 | 22.31 | 18.43 | 945 | 961 | 866 | 724 | | |
| STEINKOHLBERGBAU UND -BRIKETT-HERSTELLUNG, KOKEREI | 38.6 | 38.7 | 37.7 | 38.8 | 1.2 | 1.3 | 1.0 | 0.5 | 23.84 | 24.36 | 18.95 | 16.26 | 920 | 941 | 715 | 631 | | |
| BRAUNKOHLBERGB.U.-BRIKETTHEST. | 39.9 | 39.9 | 40.1 | 39.7 | 1.8 | 1.8 | 2.0 | 1.7 | 28.26 | 29.05 | 27.20 | 24.99 | 1129 | 1158 | 1090 | 993 | | |
| KALI- U. STEINSALZBERGBAU, SALINEN | 37.1 | 37.0 | 37.6 | 38.5 | 0.7 | 0.7 | 0.8 | 0.8 | 24.06 | 24.31 | 22.26 | 19.11 | 892 | 900 | 837 | 735 | | |
| UEBRIGER BERGBAU 1), TORFGEWINNUNG | 40.5 | 40.5 | 40.4 | 41.4 | 1.6 | 1.7 | 1.4 | 1.6 | 25.62 | 28.01 | 21.38 | 20.70 | 1038 | 1133 | 864 | 857 | | |
| GRUNDSTOFF- U. PRODUKTIONSGUETERIND. GEW. U. VERARB. V. STEINEN U. ERDEN (OHNE VERARBEITUNG VON ASBEST) | 38.9 | 38.7 | 39.0 | 38.8 | 1.7 | 1.6 | 1.8 | 1.8 | 25.28 | 26.67 | 24.05 | 22.01 | 982 | 1033 | 938 | 854 | | |
| METALLERZEUGUNG UND -BEARBEITUNG (OHNE NE-METALLE, STAHLVERFORMUNG, OBERFLAECHEVEREDLUNG, HAERTUNG) | 43.3 | 43.5 | 43.5 | 42.2 | 4.9 | 5.0 | 5.1 | 4.1 | 23.25 | 24.29 | 22.76 | 20.87 | 1008 | 1056 | 990 | 881 | | |
| NE-METALLERZEUGUNG, NE-METALLHALBZEUGWERKE UND -GIESSEREI | 37.4 | 37.5 | 37.3 | 36.8 | 1.3 | 1.2 | 1.3 | 1.5 | 25.14 | 26.11 | 23.66 | 22.24 | 941 | 980 | 882 | 818 | | |
| MINERALOELVERARBEITUNG | 37.3 | 37.2 | 37.2 | 37.6 | 1.5 | 1.5 | 1.5 | 1.5 | 25.48 | 26.81 | 24.68 | 23.39 | 949 | 997 | 918 | 879 | | |
| CHEMISCHE INDUSTRIE (OHNE HERSTELLUNG VON CHEMIEFASERN) | 39.2 | 39.2 | 39.3 | 39.2 | 1.0 | 0.9 | 1.4 | 1.0 | 32.14 | 33.21 | 28.04 | 21.36 | 1261 | 1303 | 1102 | 838 | | |
| HERSTELLUNG VON CHEMIEFASERN) | 38.9 | 38.8 | 38.9 | 39.3 | 0.8 | 0.8 | 0.9 | 1.2 | 27.07 | 28.89 | 25.44 | 21.79 | 1053 | 1120 | 991 | 857 | | |
| HOLZBEARBEITUNG | 37.4 | 37.5 | 37.6 | 37.3 | 0.3 | 0.4 | 0.2 | 0.3 | 26.03 | 27.25 | 26.01 | 25.13 | 974 | 1021 | 977 | 936 | | |
| ZELLSTOFF-, HOLZSCHLIFF-, PAPIER- UND PAPPEERZEUGUNG | 41.2 | 41.8 | 40.8 | 40.4 | 3.0 | 3.7 | 2.6 | 2.1 | 21.43 | 23.29 | 20.75 | 18.63 | 882 | 974 | 847 | 752 | | |
| GUMMIVERARB., VERARB. V. ASBEST | 39.9 | 39.7 | 40.0 | 40.4 | 2.0 | 2.0 | 2.1 | 2.4 | 25.23 | 26.28 | 24.45 | 22.82 | 1006 | 1043 | 978 | 921 | | |
| INVESTITIONSGUETERINDUSTRIE | 38.3 | 38.9 | 38.2 | 37.9 | 1.1 | 1.7 | 0.9 | 0.7 | 24.14 | 25.74 | 23.79 | 22.71 | 925 | 1000 | 909 | 861 | | |
| STAHL-, LEICHTMETALL- U. SCHIENENFAHRZEUGBAU (OHNE LOKOMOTIVBAU) | 36.6 | 36.8 | 36.1 | 37.0 | 1.4 | 1.5 | 1.2 | 1.4 | 26.22 | 27.30 | 24.81 | 21.64 | 960 | 1006 | 894 | 800 | | |
| MASCHINENBAU, LOKOMOTIVBAU | 39.8 | 39.5 | 40.3 | 41.3 | 2.9 | 2.7 | 3.2 | 3.8 | 25.27 | 26.42 | 22.29 | 20.40 | 1005 | 1044 | 899 | 843 | | |
| STRASSENFAHRZEUGBAU, REPARATUR VON KRAFTFAHRZEUGEN USW. | 36.7 | 36.8 | 36.4 | 36.3 | 1.7 | 1.9 | 1.2 | 1.6 | 25.67 | 26.62 | 22.72 | 21.61 | 943 | 980 | 828 | 784 | | |
| SCHIFFBAU | 35.0 | 35.6 | 34.2 | 34.4 | 0.7 | 0.8 | 0.6 | 0.8 | 29.23 | 30.17 | 28.44 | 23.69 | 1023 | 1073 | 973 | 815 | | |
| LUFT- UND RAUMFAHRZEUGBAU | 40.1 | 40.2 | 38.9 | 36.1 | 4.5 | 4.6 | 2.8 | 2.1 | 28.07 | 28.48 | 22.32 | 19.55 | 1126 | 1146 | 867 | 706 | | |
| ELEKTROTECHNIK; REP. VON ELEKTR. GERAETEN FUER DEN HAUSHALT | 35.0 | 35.0 | 34.6 | 36.6 | 0.5 | 0.5 | 0.3 | 0.8 | 27.89 | 28.20 | 23.19 | 18.65 | 976 | 987 | 803 | 683 | | |
| FEINMECHANIK, OPTIK, HERSTELLUNG VON UHREN USW. | 37.2 | 37.3 | 36.8 | 37.2 | 1.2 | 1.2 | 0.9 | 1.1 | 24.99 | 26.20 | 22.82 | 21.43 | 929 | 978 | 840 | 797 | | |
| HERSTELLUNG VON EBM-WAREN, STAHLVERFORMUNG, OBERFLAECHEVEREDLUNG, HAERTUNG | 36.7 | 36.6 | 37.1 | 36.6 | 0.7 | 0.7 | 0.6 | 0.7 | 24.22 | 25.38 | 22.23 | 20.27 | 889 | 928 | 824 | 742 | | |
| HERST. V. BUERO MASCH., DATENVERARBEITUNGSGERAETEN U. -EINRICHTUNGEN | 37.8 | 37.6 | 38.0 | 38.1 | 1.9 | 1.8 | 2.1 | 1.8 | 23.26 | 24.93 | 22.21 | 20.97 | 880 | 937 | 844 | 799 | | |
| VERBRAUCHSGUETERINDUSTRIE | 36.8 | 36.6 | 37.4 | 37.2 | 0.8 | 0.7 | 0.9 | 0.9 | 25.46 | 27.09 | 21.84 | 21.84 | 937 | 992 | 816 | 813 | | |
| FEINKERAMIK | 39.2 | 39.2 | 39.2 | 39.3 | 2.0 | 2.1 | 1.9 | 1.8 | 23.27 | 25.35 | 21.76 | 20.23 | 913 | 994 | 854 | 795 | | |
| HERSTELLUNG U. VERARBEITUNG V. GLAS | 38.9 | 38.2 | 39.2 | 39.2 | 1.9 | 1.6 | 2.1 | 2.1 | 20.50 | 21.91 | 20.40 | 18.70 | 797 | 836 | 800 | 734 | | |
| HOLZVERARBEITUNG; REPARATUR VON GEBRAUCHSGUETERN AUS HOLZ U. AE. | 39.8 | 39.3 | 40.5 | 39.9 | 1.9 | 1.7 | 2.2 | 2.2 | 23.57 | 25.34 | 21.99 | 21.57 | 938 | 996 | 890 | 861 | | |
| HERST. V. MUSIKINSTR., SPIELWAREN, SPORTGERAETEN, SCHMUCK UND AE. | 39.6 | 39.7 | 39.4 | 39.8 | 2.3 | 2.5 | 2.1 | 2.2 | 22.75 | 24.16 | 21.91 | 20.31 | 901 | 958 | 863 | 808 | | |
| PAPIER- UND PAPPEVERARBEITUNG | 37.9 | 37.6 | 38.3 | 38.2 | 1.1 | 1.1 | 0.9 | 1.5 | 21.79 | 23.77 | 19.92 | 18.56 | 826 | 893 | 762 | 710 | | |
| DRUCKEREI, VERVIELFAELTIGUNG | 39.5 | 39.7 | 39.3 | 39.4 | 2.1 | 2.3 | 2.0 | 2.1 | 23.08 | 25.16 | 21.91 | 19.22 | 911 | 998 | 860 | 757 | | |
| HERSTELLUNG VON KUNSTSTOFFWAREN | 39.2 | 39.1 | 39.3 | 39.7 | 2.1 | 2.0 | 2.2 | 2.4 | 28.56 | 30.24 | 25.51 | 24.68 | 1119 | 1181 | 1001 | 979 | | |
| LEDERERZEUGUNG | 39.0 | 39.3 | 38.8 | 39.0 | 1.6 | 2.0 | 1.4 | 1.2 | 22.30 | 24.23 | 21.50 | 19.80 | 870 | 953 | 834 | 771 | | |
| LEDERVERARBEITUNG (OHNE HERSTELLUNG VON SCHUHEN) | 41.1 | 41.9 | 41.1 | 39.0 | 2.7 | 3.2 | 2.9 | 1.4 | 20.02 | 21.24 | 19.78 | 17.55 | 822 | 890 | 813 | 684 | | |
| HERSTELLUNG VON SCHUHEN; REPARATUR VON SCHUHEN USW. | 38.4 | 38.4 | 38.5 | 37.7 | 1.0 | 0.7 | 1.1 | 2.2 | 18.74 | 19.72 | 18.23 | 16.46 | 719 | 758 | 702 | 621 | | |
| TEXTILGEWERBE | 38.7 | 38.7 | 38.9 | 38.0 | 0.9 | 1.0 | 0.9 | 0.7 | 18.68 | 19.67 | 18.12 | 16.14 | 722 | 761 | 705 | 614 | | |
| BEKLEIDUNGSGEWERBE | 39.2 | 39.0 | 39.4 | 39.1 | 2.2 | 2.0 | 2.3 | 1.9 | 21.32 | 22.50 | 20.67 | 18.67 | 835 | 877 | 813 | 729 | | |
| NAHRUNGS- UND GENUSSMITTELINDUSTRIE | 39.8 | 39.6 | 40.1 | 39.4 | 2.1 | 2.1 | 2.3 | 1.5 | 19.94 | 21.42 | 19.47 | 17.63 | 793 | 849 | 780 | 694 | | |
| BRAUEREI, MAE LZEREI | 42.0 | 42.2 | 42.2 | 41.3 | 3.6 | 3.9 | 3.5 | 3.0 | 23.10 | 24.88 | 21.96 | 19.52 | 971 | 1050 | 926 | 805 | | |
| TABAKVERARBEITUNG | 40.3 | 40.2 | 41.5 | 38.9 | 2.1 | 2.1 | 2.7 | 0.9 | 25.46 | 25.78 | 24.88 | 22.93 | 1026 | 1036 | 1034 | 893 | | |
| HOCH- UND TIEFBAU MIT HANDWERK | 37.6 | 37.9 | 37.4 | 37.2 | 0.5 | 0.7 | 0.4 | 0.4 | 27.58 | 31.59 | 23.61 | 24.01 | 1036 | 1196 | 883 | 894 | | |
| HOCH- UND TIEFBAU MIT HANDWERK 2) | 40.5 | 40.4 | 41.3 | 40.0 | 1.9 | 1.9 | 2.3 | 1.6 | 24.07 | 25.21 | 23.04 | 20.58 | 975 | 1018 | 951 | 823 | | |
| | 40.4 | 40.3 | 41.2 | 40.0 | 1.9 | 1.8 | 2.3 | 1.5 | 24.06 | 25.20 | 23.05 | 20.60 | 973 | 1016 | 950 | 823 | | |
| WEIBLICHE ARBEITER | | | | | | | | | | | | | | | | | | |
| INDUSTRIE (EINSCHLIESSLICH HOCH- UND TIEFBAU MIT HANDWERK) | 36.8 | 37.0 | 36.6 | 36.9 | 0.5 | 0.5 | 0.4 | 0.5 | 18.68 | 21.02 | 18.95 | 18.02 | 687 | 778 | 693 | 664 | | |
| CHEMISCHE INDUSTRIE (OHNE HERSTELLUNG VON CHEMIEFASERN) | 37.7 | 38.3 | 37.9 | 37.5 | 0.2 | 0.3 | 0.2 | 0.2 | 19.84 | 23.50 | 20.23 | 18.77 | 748 | 900 | 767 | 703 | | |
| MASCHINENBAU, LOKOMOTIVBAU | 35.6 | 35.5 | 35.4 | 35.8 | 0.4 | 0.5 | 0.2 | 0.5 | 20.09 | 23.03 | 20.06 | 19.59 | 715 | 816 | 710 | 701 | | |
| ELEKTROTECHNIK; REP. VON ELEKTR. GERAETEN FUER DEN HAUSHALT | 35.9 | 36.3 | 35.6 | 36.0 | 0.4 | 0.6 | 0.4 | 0.4 | 19.66 | 22.28 | 19.62 | 19.45 | 706 | 808 | 699 | 701 | | |
| HERSTELLUNG VON EBM-WAREN, STAHLVERFORMUNG, OBERFLAECHEVEREDLUNG, HAERTUNG | 36.4 | 35.9 | 36.4 | 36.4 | 0.6 | 0.5 | 0.6 | 0.7 | 18.69 | 21.77 | 18.97 | 18.43 | 679 | 781 | 690 | 670 | | |
| PAPIER- UND PAPPEVERARBEITUNG | 37.5 | 37.3 | 37.6 | 37.5 | 0.6 | 0.7 | 0.5 | 0.6 | 17.12 | 20.95 | 17.67 | 16.07 | 642 | 782 | 663 | 603 | | |
| HERSTELLUNG VON SCHUHEN; REPARATUR VON SCHUHEN USW. | 37.6 | 38.2 | 37.4 | 37.2 | 0.2 | 0.2 | 0.2 | 0.3 | 15.53 | 16.13 | 15.50 | 15.01 | 583 | 616 | 579 | 559 | | |
| TEXTILGEWERBE | 37.0 | 36.9 | 36.9 | 37.3 | 0.5 | 0.4 | 0.5 | 0.5 | 17.16 | 18.64 | 17.23 | 16.29 | 634 | 688 | 635 | 607 | | |
| BEKLEIDUNGSGEWERBE | 37.1 | 37.3 | 36.9 | 37.8 | 0.2 | 0.2 | 0.2 | 0.5 | 15.95 | 16.64 | 16.03 | 14.76 | 592 | 620 | 592 | 558 | | |
| NAHRUNGS- UND GENUSSMITTELINDUSTRIE | 38.9 | 39.1 | 39.1 | 38.9 | 0.9 | 1.1 | 1.0 | 0.8 | 16.49 | 21.04 | 18.24 | 15.60 | 642 | 823 | 713 | 606 | | |

1) GEWINNUNG VON ERDOEL, ERDGAS, SONSTIGER BERGBAU.

2) OHNE FERTIGTEILBAU IM HOCHBAU.

II Neue Länder und Berlin-Ost
1 Zusammenfassende Übersicht
1.1 Durchschnittliche Wochenarbeitszeiten und Bruttoverdienste der Arbeiter in der Industrie *)
Neue Länder und Berlin-Ost

| Jahr 1) Monat | Bezahlte Wochenstunden | | | Brutto- stundenverdienste | | | Brutto- wochenverdienste | | |
|----------------------|---------------------------|--------|-------|------------------------------|--------|--------|-----------------------------|--------|------|
| | Männer | Frauen | Alle | Männer | Frauen | Alle | Männer | Frauen | Alle |
| | Stunden | | | DM | | | | | |
| 1991 D 2) | 40,9 | 39,8 | 40,8 | 10,85 | 8,31 | 10,48 | 446 | 331 | 428 |
| 1992 D 2) | 41,3r | 39,9r | 41,2r | 13,85r | 10,57r | 13,44r | 573r | 422r | 554r |
| 1993 D | 41,4 | 40,1 | 41,2 | 16,02 | 12,16 | 15,57 | 665 | 488 | 644 |
| 1992 Januar 2) | 40,3 | 39,6 | 40,2 | 12,21 | 9,41 | 11,82 | 492 | 373 | 476 |
| April 2) | 41,1 | 39,9 | 41,0 | 13,39 | 10,44 | 13,01 | 551 | 416 | 534 |
| Juli 2) | 41,6 | 39,9 | 41,4 | 14,14 | 10,67 | 13,71 | 589 | 426 | 568 |
| Oktober | 41,7 | 40,1 | 41,5 | 14,63 | 11,06 | 14,19 | 610 | 444 | 589 |
| 1993 Januar | 40,6 | 40,0 | 40,6 | 14,70 | 11,32 | 14,26 | 597 | 453 | 578 |
| April | 41,3 | 39,9 | 41,1 | 15,78 | 11,97 | 15,33 | 652 | 478 | 631 |
| Juli | 41,7 | 40,1 | 41,5 | 16,17 | 12,24 | 15,71 | 674 | 491 | 652 |
| Oktober | 41,8 | 40,4 | 41,7 | 16,62 | 12,56 | 16,16 | 695 | 508 | 673 |

*) Industrie einschl. Hoch- und Tiefbau, dieser mit Handwerk.

r = revidierter Wert.

1) D = Durchschnitt aus 4 Erhebungsmonaten.

2) Auf den neuen Berichtskreis umgerechnet.

1.2 Durchschnittliche Wochenarbeitszeiten und Bruttoverdienste der Arbeiter in der Industrie nach Leistungsgruppen *)
Neue Länder und Berlin-Ost

| Leistungsgruppe | Bezahlte Wochenstunden | | | Mehrarbeits- stunden | | | Brutto- stundenverdienste | | | Brutto- wochenverdienste | | |
|-----------------|---------------------------|---|-----------------|-------------------------|---|-----------------|------------------------------|---|-----------------|-----------------------------|---|-----------------|
| | Oktober 1993 | Zu- (+) bzw. Ab- nahme (-) gegenüber | | Oktober 1993 | Zu- (+) bzw. Ab- nahme (-) gegenüber | | Oktober 1993 | Zu- (+) bzw. Ab- nahme (-) gegenüber | | Oktober 1993 | Zu- (+) bzw. Ab- nahme (-) gegenüber | |
| | | Juli 1993 | Oktober 1992 | | Juli 1993 | Oktober 1992 | | Juli 1993 | Oktober 1992 | | Juli 1993 | Oktober 1992 |
| | Std. | % | | Stunden | | | DM | % | | DM | % | |

Männliche Arbeiter

| | | | | | | | | | | | | | |
|--------------|------|---|-----|---|-----|-----|-----|-----|-------|---|-----|---|------|
| 1 | 41,7 | + | 0,2 | + | 0,2 | 1,9 | 1,6 | 1,6 | 17,30 | + | 3,1 | + | 14,1 |
| 2 | 42,0 | + | 0,5 | + | 0,5 | 2,2 | 1,7 | 1,7 | 15,83 | + | 2,6 | + | 13,1 |
| 3 | 42,2 | ± | 0,0 | + | 1,0 | 2,2 | 1,8 | 1,5 | 14,66 | + | 1,7 | + | 12,4 |
| Zusammen ... | 41,8 | + | 0,2 | + | 0,2 | 2,0 | 1,6 | 1,6 | 16,62 | + | 2,8 | + | 13,6 |

Weibliche Arbeiter

| | | | | | | | | | | | | | |
|--------------|------|---|-----|---|-----|-----|-----|-----|-------|---|-----|---|------|
| 1 | 40,5 | + | 0,7 | + | 1,0 | 0,8 | 0,5 | 0,5 | 13,75 | + | 4,3 | + | 15,3 |
| 2 | 40,5 | + | 1,3 | + | 0,7 | 0,7 | 0,5 | 0,5 | 12,38 | + | 2,0 | + | 13,3 |
| 3 | 40,4 | + | 0,7 | + | 0,7 | 0,6 | 0,4 | 0,5 | 11,54 | + | 1,5 | + | 12,3 |
| Zusammen ... | 40,4 | + | 0,7 | + | 0,7 | 0,7 | 0,5 | 0,5 | 12,56 | + | 2,6 | + | 13,6 |

Alle Arbeiter

| | | | | | | | | | | | | | |
|---------------|------|---|-----|---|-----|-----|-----|-----|-------|---|-----|---|------|
| Insgesamt ... | 41,7 | + | 0,5 | + | 0,5 | 1,8 | 1,5 | 1,5 | 16,16 | + | 2,9 | + | 13,9 |
|---------------|------|---|-----|---|-----|-----|-----|-----|-------|---|-----|---|------|

*) Industrie einschl. Hoch- und Tiefbau, dieser mit Handwerk.

1.3.2 DURCHSCHNITTICHE WOCHENARBEITSZEITEN UND BRUTTOVERDIENSTE DER ARBEITER NACH WIRTSCHAFTSZWEIG, GESCHLECHT UND LEISTUNGSGRUPPEN IN DEN NEUEN LAENDERN UND BERLIN-OST

OKTOBER 1993

| WIRTSCHAFTSZWEIG | BEZAHLTE WOCHENSTUNDEN | | | | MEHRARBEITS-STUNDEN | | | | BRUTTO-STUNDENVERDIENSTE | | | | BRUTTO-WOCHENVERDIENSTE | | | |
|---|------------------------|-----------------|--------|--------|---------------------|--------------|-------|-------|--------------------------|-----------------|---------|---------|-------------------------|-----------------|-------|-------|
| | ZU-SAM-MEN | LEISTUNGSGRUPPE | | | ZU-SAM-MEN | LEISTUNGSGR. | | | ZU-SAM-MEN | LEISTUNGSGRUPPE | | | ZU-SAM-MEN | LEISTUNGSGRUPPE | | |
| | | 1 | 2 | 3 | | 1 | 2 | 3 | | 1 | 2 | 3 | | 1 | 2 | 3 |
| | | | | | | | | | | | | | | | | |
| MAENNLICHE ARBEITER | | | | | | | | | | | | | | | | |
| INDUSTRIE (EINSCHLIESSLICH HOCH- UND TIEFBAU MIT HANDWERK) | 41.8 | 41.7 | 42.0 | 42.2 | 2.0 | 1.9 | 2.2 | 2.2 | 16.62 | 17.30 | 15.83 | 14.66 | 695 | 721 | 665 | 618 |
| ELEKTRIZITAETS-, GAS-, FERNWAERME- UND WASSERVERSORGUNG | 40.4 | 40.4 | 40.5 | 40.3 | 0.6 | 0.6 | 0.7 | 0.3 | 18.98 | 19.55 | 17.71 | 15.78 | 767 | 790 | 717 | 636 |
| BERGBAU | 40.3 | 40.1 | 41.0 | 40.0 | 1.2 | 1.0 | 1.8 | 1.5 | 19.50 | 19.69 | 19.12 | 16.45 | 786 | 789 | 785 | 658 |
| STEINKOHLBERGBAU UND -BRIKETT-HERSTELLUNG, KOKEREI | 38.7 | 38.8 | 38.6 | 38.6 | 0.1 | 0.2 | 0.0 | 0.0 | 18.99 | 19.43 | 18.84 | 16.76 | 735 | 753 | 728 | 647 |
| BRAUNKOHLBERGB.U.-BRIKETTHERST. | 40.5 | 40.3 | 41.1 | 40.4 | 1.4 | 1.2 | 1.8 | 1.9 | 19.94 | 20.31 | 19.21 | 16.58 | 808 | 818 | 789 | 669 |
| KALI- U. STEINSALZBERGBAU, SALINEN | 39.2 | 39.2 | 39.7 | (38.5) | 0.1 | 0.1 | 0.0 | (0.0) | 16.24 | 16.34 | 13.81 | (13.31) | 637 | 641 | 547 | (512) |
| UEBRIGER BERGBAU 1), TORFGEWINNUNG | 40.5 | 39.8 | 41.5 | / | 0.9 | 0.2 | 2.0 | / | 20.62 | 21.33 | 19.55 | / | 834 | 848 | 812 | / |
| GRUNDSTOFF- U. PRODUKTIONSGUETERIND. GEW. U. VERARB. V. STEINEN U. ERDEN (OHNE VERARBEITUNG VON ASBEST) | 41.6 | 41.5 | 41.9 | 42.3 | 1.8 | 1.7 | 2.0 | 2.3 | 15.01 | 15.53 | 14.26 | 13.77 | 625 | 644 | 597 | 582 |
| METALLERZEUGUNG UND -BEARBEITUNG (OHNE NE-METALLE, STAHLVERFORMUNG, OBERFLAECHEVEREDLUNG, HAERTUNG) | 43.7 | 43.4 | 43.9 | 44.3 | 3.6 | 3.5 | 3.8 | 3.9 | 15.89 | 16.55 | 15.04 | 14.92 | 694 | 719 | 660 | 661 |
| NE-METALLERZEUGUNG, NE-METALLHALBZEUGWERKE UND -GIESSEREI | 41.0 | 40.9 | 41.4 | 40.4 | 1.2 | 1.0 | 1.6 | 1.1 | 14.96 | 15.42 | 14.30 | 13.22 | 614 | 630 | 591 | 534 |
| MINERALOELVERARBEITUNG | 40.4 | 40.3 | 41.2 | / | 0.2 | 0.1 | 0.6 | / | 15.49 | 15.68 | 14.32 | / | 626 | 632 | 590 | / |
| CHEMISCHE INDUSTRIE (OHNE HERSTELLUNG VON CHEMIEFASERN) | 40.4 | 40.4 | 40.4 | 40.6 | 0.5 | 0.5 | 0.5 | 0.8 | 14.23 | 14.67 | 13.59 | 12.26 | 575 | 593 | 549 | 498 |
| HERSTELLUNG VON CHEMIEFASERN) | 40.1 | 40.2 | 40.4 | 38.6 | 0.2 | 0.1 | 0.2 | 0.1 | 14.16 | 14.63 | 13.69 | 12.72 | 568 | 589 | 553 | 491 |
| HOLZBEARBEITUNG | 42.3 | 42.6 | 41.8 | 42.2 | 2.4 | 2.6 | 1.9 | 3.1 | 12.80 | 13.30 | 12.18 | 10.51 | 542 | 566 | 509 | 443 |
| ZELLSTOFF-, HOLZSCHLIFF-, PAPIER- UND PAPPEERZEUGUNG | 41.1 | 41.2 | 40.9 | 40.1 | 1.3 | 1.3 | 1.2 | 0.3 | 14.29 | 14.92 | 13.39 | 11.38 | 587 | 615 | 548 | 457 |
| GUMMIVERARB., VERARB. V. ASBEST | 40.2 | 40.7 | 40.1 | 38.2 | 0.8 | 1.1 | 0.8 | 0.3 | 13.46 | 14.26 | 13.09 | 11.96 | 542 | 581 | 525 | 458 |
| INVESTITIONSGUETERINDUSTRIE | 41.3 | 41.3 | 41.3 | 41.4 | 1.6 | 1.6 | 1.5 | 1.4 | 15.54 | 16.09 | 14.36 | 12.87 | 642 | 665 | 593 | 533 |
| STAHL-, LEICHTMETALL- U. SCHIENENFAHRZEUGBAU (OHNE LOKOMOTIVBAU) | 41.4 | 41.3 | 41.6 | 41.9 | 1.5 | 1.4 | 1.6 | 1.9 | 15.99 | 16.39 | 15.18 | 13.77 | 662 | 677 | 631 | 576 |
| MASCHINENBAU, LOKOMOTIVBAU | 41.5 | 41.5 | 41.4 | 41.6 | 1.8 | 1.9 | 1.7 | 1.8 | 15.41 | 15.99 | 13.77 | 12.62 | 639 | 664 | 570 | 525 |
| STRASSENFAHRZEUGBAU, REPARATUR VON KRAFTFAHRZEUGEN USW. | 40.9 | 40.7 | 41.2 | 41.5 | 1.2 | 1.2 | 1.3 | 1.1 | 15.03 | 15.64 | 14.03 | 13.52 | 615 | 637 | 579 | 562 |
| SCHIFFBAU | 41.5 | 41.6 | 41.2 | 40.4 | 1.6 | 1.7 | 1.5 | 0.4 | 17.99 | 17.97 | 18.24 | 17.21 | 747 | 747 | 751 | 695 |
| LUFT- UND RAUMFAHRZEUGBAU | / | / | / | / | / | / | / | / | / | / | / | / | / | / | / | / |
| ELEKTROTECHNIK; REP. VON ELEKTR. GERAETEN FUER DEN HAUSHALT | 41.1 | 41.3 | 40.8 | 40.5 | 1.3 | 1.5 | 1.0 | 0.6 | 15.14 | 15.84 | 13.84 | 11.92 | 623 | 654 | 565 | 483 |
| FEINMECHANIK, OPTIK, HERSTELLUNG VON UHREN USW. | 40.4 | 40.3 | 40.9 | 40.7 | 0.7 | 0.6 | 1.0 | 0.6 | 14.51 | 15.11 | 12.57 | 11.29 | 586 | 609 | 514 | 460 |
| HERSTELLUNG VON EBM-WAREN, STAHLVERFORMUNG, OBERFLAECHEVEREDLUNG, HAERTUNG | 41.6 | 41.6 | 41.5 | 42.3 | 1.8 | 1.8 | 1.7 | 2.5 | 14.64 | 14.90 | 14.47 | 13.03 | 609 | 620 | 601 | 552 |
| HERST. V. BUEROEMASCH., DATENVERARBEITUNGSGERAETEN U. -EINRICHTUNGEN | 39.9 | 40.1 | 39.7 | 39.5 | 0.3 | 0.3 | 0.3 | 0.4 | 13.20 | 14.91 | 12.10 | 10.91 | 526 | 598 | 481 | 431 |
| VERBRAUCHSGUETERINDUSTRIE | 41.8 | 41.9 | 41.8 | 41.2 | 1.8 | 1.9 | 1.8 | 1.3 | 13.97 | 14.74 | 13.16 | 12.30 | 584 | 617 | 550 | 507 |
| FEINKERAMIK | 40.4 | 40.6 | 40.4 | 39.7 | 0.8 | 0.9 | 0.8 | 0.3 | 14.29 | 15.27 | 14.01 | 11.97 | 578 | 620 | 566 | 476 |
| HERSTELLUNG U. VERARBEITUNG V. GLAS | 41.9 | 41.8 | 42.4 | 41.4 | 1.0 | 1.0 | 1.3 | 0.3 | 14.34 | 14.84 | 13.83 | 12.72 | 601 | 621 | 587 | 526 |
| HOLZVERARBEITUNG; REPARATUR VON GEBRAUCHSGUETERN AUS HOLZ U. AE. | 42.6 | 42.9 | 42.3 | 41.9 | 2.5 | 2.6 | 2.4 | 2.1 | 13.21 | 13.80 | 12.66 | 11.68 | 563 | 592 | 536 | 489 |
| HERST. V. MUSIKINST., SPIELWAREN, SPORTGERAETEN, SCHMUCK UND AE. | 41.4 | 41.5 | 41.4 | 40.8 | 1.4 | 1.6 | 1.3 | 0.9 | 12.52 | 13.43 | 11.60 | 10.73 | 518 | 558 | 480 | 438 |
| PAPIER- UND PAPPEVERARBEITUNG | 41.8 | 42.0 | 41.8 | 40.2 | 2.0 | 2.3 | 2.1 | 0.3 | 12.70 | 13.67 | 11.95 | 10.75 | 531 | 575 | 499 | 432 |
| DRUCKEREI, Vervielfaeltigung | 40.2 | 40.3 | 40.2 | 39.8 | 1.3 | 1.5 | 1.0 | 1.1 | 20.50 | 21.34 | 19.11 | 18.21 | 825 | 861 | 767 | 724 |
| HERSTELLUNG VON KUNSTSTOFFWAREN | 42.2 | 42.0 | 42.4 | 41.6 | 2.1 | 2.0 | 2.3 | 1.5 | 13.41 | 14.18 | 12.92 | 11.76 | 565 | 595 | 548 | 489 |
| LEDERERZEUGUNG | 40.7 | 40.8 | (40.6) | / | 0.8 | 0.9 | (0.6) | / | 12.24 | 12.55 | (11.72) | / | 499 | 512 | (475) | / |
| LEDERVERARBEITUNG (OHNE HERSTELLUNG VON SCHUHEN) | 41.3 | 41.4 | (41.3) | / | 1.3 | 1.4 | (1.4) | / | 10.80 | 11.46 | (10.02) | / | 446 | 474 | (414) | / |
| HERSTELLUNG VON SCHUHEN; REPARATUR VON SCHUHEN USW. | 40.8 | 41.0 | 40.7 | (40.3) | 1.0 | 1.0 | 0.9 | (0.8) | 11.55 | 12.11 | 10.78 | (8.97) | 472 | 496 | 439 | (361) |
| TEXTILGEWERBE | 41.6 | 41.6 | 41.7 | 41.1 | 1.5 | 1.4 | 1.6 | 1.5 | 11.95 | 12.48 | 11.19 | 9.86 | 497 | 519 | 467 | 405 |
| BEKLEIDUNGSGEWERBE | 41.9 | 41.2 | 42.8 | (42.7) | 2.4 | 2.1 | 3.1 | (1.4) | 12.30 | 12.78 | 12.06 | (9.38) | 515 | 527 | 517 | (400) |
| NAHRUNGS- UND GENUSSMITTELINDUSTRIE | 43.2 | 43.2 | 43.4 | 42.0 | 3.3 | 3.3 | 3.6 | 2.2 | 14.25 | 15.07 | 13.47 | 12.62 | 616 | 651 | 585 | 530 |
| BRAUEREI, Maelzerei | 41.3 | 40.7 | 42.5 | 40.5 | 1.7 | 1.1 | 2.7 | 0.7 | 15.93 | 16.55 | 15.15 | 14.41 | 659 | 674 | 644 | 583 |
| TABAKVERARBEITUNG | 40.2 | 40.3 | 40.2 | 39.9 | 0.3 | 0.4 | 0.2 | 0.2 | 20.05 | 22.13 | 18.31 | 18.56 | 805 | 891 | 735 | 741 |
| HOCH- UND TIEFBAU MIT HANDWERK | 42.4 | 42.2 | 42.5 | 42.5 | 2.5 | 2.3 | 2.6 | 2.4 | 17.79 | 18.85 | 17.13 | 15.38 | 754 | 796 | 728 | 653 |
| HOCH- UND TIEFBAU MIT HANDWERK 2) | 42.4 | 42.3 | 42.5 | 42.5 | 2.5 | 2.3 | 2.6 | 2.4 | 17.76 | 18.82 | 17.12 | 15.35 | 752 | 795 | 727 | 652 |
| WEIBLICHE ARBEITER | | | | | | | | | | | | | | | | |
| INDUSTRIE (EINSCHLIESSLICH HOCH- UND TIEFBAU MIT HANDWERK) | 40.4 | 40.5 | 40.5 | 40.4 | 0.7 | 0.8 | 0.7 | 0.6 | 12.56 | 13.75 | 12.38 | 11.54 | 508 | 557 | 501 | 466 |
| CHEMISCHE INDUSTRIE (OHNE HERSTELLUNG VON CHEMIEFASERN) | 40.0 | 40.0 | 40.0 | 40.0 | 0.1 | 0.1 | 0.1 | 0.1 | 13.17 | 14.14 | 13.02 | 11.84 | 527 | 566 | 521 | 474 |
| MASCHINENBAU, LOKOMOTIVBAU | 40.2 | 40.3 | 40.2 | 40.0 | 0.5 | 0.6 | 0.6 | 0.2 | 12.78 | 14.16 | 12.81 | 11.39 | 514 | 570 | 515 | 456 |
| ELEKTROTECHNIK; REP. VON ELEKTR. GERAETEN FUER DEN HAUSHALT | 40.2 | 40.2 | 40.2 | 40.2 | 0.5 | 0.6 | 0.5 | 0.3 | 12.75 | 14.21 | 12.63 | 12.01 | 513 | 571 | 508 | 482 |
| HERSTELLUNG VON EBM-WAREN, STAHLVERFORMUNG, OBERFLAECHEVEREDLUNG, HAERTUNG | 41.0 | 40.1 | 40.7 | 42.2 | 1.3 | 0.4 | 1.0 | 2.3 | 12.03 | 13.50 | 11.95 | 11.58 | 494 | 542 | 487 | 489 |
| PAPIER- UND PAPPEVERARBEITUNG | 40.6 | 41.4 | 40.7 | 40.0 | 0.7 | 1.5 | 0.7 | 0.4 | 10.53 | 11.66 | 10.28 | 10.50 | 427 | 483 | 418 | 420 |
| HERSTELLUNG VON SCHUHEN; REPARATUR VON SCHUHEN USW. | 39.7 | 40.4 | 39.2 | 40.0 | 0.5 | 0.8 | 0.3 | 0.3 | 10.13 | 10.61 | 9.91 | 9.76 | 402 | 428 | 389 | 390 |
| TEXTILGEWERBE | 40.6 | 40.5 | 40.6 | 40.5 | 0.7 | 0.6 | 0.7 | 0.5 | 10.56 | 10.69 | 10.66 | 9.53 | 429 | 433 | 433 | 386 |
| BEKLEIDUNGSGEWERBE | 40.2 | 40.8 | 39.8 | 39.9 | 1.1 | 1.9 | 0.6 | 0.5 | 10.03 | 10.12 | 10.19 | 8.36 | 403 | 413 | 406 | 334 |
| NAHRUNGS- UND GENUSSMITTELINDUSTRIE | 41.0 | 41.3 | 41.1 | 40.7 | 1.2 | 1.4 | 1.2 | 0.9 | 11.92 | 13.22 | 11.99 | 10.63 | 489 | 546 | 493 | 433 |

1) GEWINNUNG VON ERDOEL, ERDGAS, SONSTIGER BERGBAU.

2) OHNE FERTIGTEILBAU IM HOCHBAU.

TABELLENTEIL

2 ANGABEN ZUR STRUKTUR DER ARBEITER NACH WIRTSCHAFTS
OKTOBER

| LAUFENDE NUMMER | GESCHLECHT LEISTUNGS- GRUPPE | BADEN- WÜRTTEMBERG | BAYERN | BERLIN | | | BRANDEN- BURG | BREMEN | HAMBURG | HESSEN | MECKLEN- BURG- VORPOMMERN |
|--|------------------------------------|-----------------------|--------|-----------|--------|-------|------------------|--------|---------|--------|---------------------------------|
| | | | | INSGESAMT | (WEST) | (OST) | | | | | |
| INDUSTRIE (EINSCHL. HOCH- | | | | | | | | | | | |
| 1 | INSGESAMT | 100.0 | 100.0 | - | 100.0 | 100.0 | 100.0 | 100.0 | 100.0 | 100.0 | 100.0 |
| 2 | 1 | 52.5 | 50.7 | - | 54.3 | 67.7 | 54.8 | 68.2 | 71.4 | 52.3 | 58.7 |
| 3 | 2 | 28.7 | 35.4 | - | 28.1 | 24.5 | 36.2 | 22.9 | 20.3 | 33.6 | 32.3 |
| 4 | 3 | 18.8 | 13.9 | - | 17.6 | 7.8 | 9.0 | 8.9 | 8.3 | 14.2 | 9.0 |
| 5 | MAENNLICH | 80.7 | 80.2 | - | 81.9 | 90.7 | 90.6 | 89.1 | 89.6 | 85.4 | 93.2 |
| 6 | 1 | 63.1 | 61.3 | - | 63.7 | 71.4 | 57.8 | 75.4 | 77.7 | 59.5 | 60.7 |
| 7 | 2 | 26.4 | 29.4 | - | 26.1 | 22.2 | 34.4 | 20.3 | 17.1 | 31.8 | 31.0 |
| 8 | 3 | 10.5 | 9.3 | - | 10.3 | 6.3 | 7.8 | 4.3 | 5.2 | 8.7 | 8.3 |
| 9 | WEIBLICH | 19.3 | 19.8 | - | 18.1 | 9.3 | 9.4 | 10.9 | 10.4 | 14.6 | 6.8 |
| 10 | 1 | 8.6 | 8.0 | - | 12.1 | 31.6 | 26.3 | 9.7 | 17.2 | 10.0 | 31.1 |
| 11 | 2 | 38.0 | 59.5 | - | 37.2 | 46.3 | 53.8 | 43.4 | 47.4 | 43.8 | 50.5 |
| 12 | 3 | 53.4 | 32.6 | - | 50.7 | 22.1 | 19.9 | 46.8 | 35.3 | 46.2 | 18.5 |
| INDUSTRIE (OHNE | | | | | | | | | | | |
| 13 | ZUSAMMEN | 88.4 | 82.0 | - | 78.0 | 71.0 | 65.2 | 89.8 | 82.3 | 85.4 | 49.2 |
| 14 | 1 | 52.0 | 47.6 | - | 52.0 | 69.2 | 57.6 | 67.9 | 70.0 | 50.4 | 66.4 |
| 15 | 2 | 29.3 | 39.3 | - | 29.6 | 24.2 | 35.8 | 23.1 | 21.6 | 35.6 | 28.8 |
| 16 | 3 | 18.7 | 13.1 | - | 18.3 | 6.6 | 6.6 | 9.0 | 8.4 | 14.0 | 4.7 |
| 17 | MAENNLICH | 78.1 | 75.9 | - | 76.7 | 86.9 | 85.7 | 87.8 | 87.3 | 82.9 | 86.3 |
| 18 | 1 | 64.1 | 60.2 | - | 64.1 | 74.9 | 62.9 | 76.0 | 77.7 | 58.8 | 72.0 |
| 19 | 2 | 26.9 | 32.9 | - | 27.3 | 20.8 | 32.7 | 20.3 | 17.8 | 33.9 | 25.4 |
| 20 | 3 | 9.0 | 7.0 | - | 8.5 | 4.3 | 4.4 | 3.7 | 4.5 | 7.4 | 2.6 |
| 21 | WEIBLICH | 21.9 | 24.1 | - | 23.3 | 13.1 | 14.3 | 12.2 | 12.7 | 17.1 | 13.7 |
| 22 | 1 | 8.6 | 7.9 | - | 12.1 | 31.5 | 26.5 | 9.7 | 17.2 | 10.0 | 31.1 |
| 23 | 2 | 38.0 | 59.5 | - | 37.2 | 46.5 | 53.9 | 43.4 | 47.5 | 43.8 | 50.6 |
| 24 | 3 | 53.4 | 32.5 | - | 50.7 | 22.1 | 19.6 | 46.9 | 35.2 | 46.2 | 18.4 |
| INDUSTRIE (OHNE BERGBAU), HOCH- | | | | | | | | | | | |
| 25 | ZUSAMMEN | 99.9 | 100.0 | - | 100.0 | 100.0 | 84.7 | 100.0 | 100.0 | 99.1 | 99.9 |
| 26 | 1 | 52.5 | 50.7 | - | 54.3 | 67.7 | 52.1 | 68.2 | 71.4 | 51.9 | 58.8 |
| 27 | 2 | 28.7 | 35.4 | - | 28.1 | 24.5 | 37.5 | 22.9 | 20.3 | 33.8 | 32.2 |
| 28 | 3 | 18.8 | 13.9 | - | 17.6 | 7.8 | 10.4 | 8.9 | 8.3 | 14.3 | 9.0 |
| 29 | MAENNLICH | 80.6 | 80.2 | - | 81.9 | 90.7 | 88.9 | 89.1 | 89.6 | 85.3 | 93.2 |
| 30 | 1 | 63.1 | 61.2 | - | 63.7 | 71.4 | 55.4 | 75.4 | 77.7 | 59.1 | 60.8 |
| 31 | 2 | 26.4 | 29.4 | - | 26.1 | 22.2 | 35.5 | 20.3 | 17.1 | 32.1 | 30.9 |
| 32 | 3 | 10.5 | 9.3 | - | 10.3 | 6.3 | 9.2 | 4.3 | 5.2 | 8.8 | 8.3 |
| 33 | WEIBLICH | 19.4 | 19.8 | - | 18.1 | 9.3 | 11.1 | 10.9 | 10.4 | 14.7 | 6.8 |
| 34 | 1 | 8.6 | 8.0 | - | 12.1 | 31.6 | 26.3 | 9.7 | 17.2 | 10.0 | 31.1 |
| 35 | 2 | 38.0 | 59.5 | - | 37.2 | 46.3 | 53.8 | 43.4 | 47.4 | 43.8 | 50.4 |
| 36 | 3 | 53.4 | 32.6 | - | 50.7 | 22.1 | 19.9 | 46.8 | 35.3 | 46.2 | 18.5 |
| VERARBEITENDE INDUSTRIE | | | | | | | | | | | |
| 37 | ZUSAMMEN | 86.9 | 79.8 | - | 72.0 | 59.8 | 42.3 | 87.0 | 77.2 | 82.8 | 46.5 |
| 38 | 1 | 51.3 | 46.3 | - | 49.7 | 67.1 | 53.6 | 67.0 | 68.6 | 49.1 | 66.6 |
| 39 | 2 | 29.8 | 40.2 | - | 30.6 | 25.2 | 37.5 | 23.8 | 22.7 | 36.5 | 28.6 |
| 40 | 3 | 19.0 | 13.5 | - | 19.7 | 7.7 | 8.9 | 9.2 | 8.8 | 14.4 | 4.8 |
| 41 | MAENNLICH | 77.8 | 75.3 | - | 75.1 | 86.1 | 80.7 | 87.6 | 86.8 | 82.5 | 85.9 |
| 42 | 1 | 63.4 | 59.0 | - | 62.1 | 73.1 | 60.0 | 75.2 | 76.4 | 57.4 | 72.5 |
| 43 | 2 | 27.4 | 33.8 | - | 28.5 | 21.7 | 33.9 | 21.0 | 18.8 | 35.0 | 24.9 |
| 44 | 3 | 9.1 | 7.2 | - | 9.4 | 5.1 | 6.2 | 3.8 | 4.7 | 7.6 | 2.6 |
| 45 | WEIBLICH | 22.2 | 24.7 | - | 24.9 | 13.9 | 19.3 | 12.4 | 13.2 | 17.5 | 14.1 |
| 46 | 1 | 8.5 | 7.9 | - | 12.1 | 30.0 | 26.7 | 9.4 | 16.7 | 9.9 | 30.4 |
| 47 | 2 | 38.0 | 59.6 | - | 37.0 | 46.5 | 52.7 | 43.6 | 48.1 | 43.8 | 51.4 |
| 48 | 3 | 53.4 | 32.6 | - | 50.9 | 23.5 | 20.6 | 47.0 | 35.2 | 46.2 | 18.2 |
| VERARBEITENDE INDUSTRIE (OHNE GEWINNUNG UND VERAR | | | | | | | | | | | |
| 49 | ZUSAMMEN | 84.7 | 76.0 | - | 70.8 | 52.6 | 38.8 | 86.6 | 76.2 | 80.4 | 44.5 |
| 50 | 1 | 51.4 | 46.4 | - | 49.7 | 66.4 | 54.0 | 67.1 | 68.9 | 49.1 | 67.1 |
| 51 | 2 | 29.5 | 39.9 | - | 30.4 | 26.5 | 37.0 | 23.7 | 22.3 | 36.5 | 28.1 |
| 52 | 3 | 19.1 | 13.6 | - | 19.9 | 7.1 | 9.0 | 9.2 | 8.8 | 14.4 | 4.8 |
| 53 | MAENNLICH | 77.3 | 74.2 | - | 74.8 | 84.5 | 79.5 | 87.5 | 86.9 | 82.0 | 85.4 |
| 54 | 1 | 64.0 | 59.8 | - | 62.4 | 73.0 | 61.1 | 75.3 | 76.7 | 57.7 | 73.3 |
| 55 | 2 | 27.0 | 33.1 | - | 28.1 | 22.8 | 33.0 | 20.9 | 18.5 | 34.9 | 24.1 |
| 56 | 3 | 9.0 | 7.1 | - | 9.5 | 4.2 | 6.0 | 3.8 | 4.7 | 7.5 | 2.5 |
| 57 | WEIBLICH | 22.7 | 25.8 | - | 25.2 | 15.5 | 20.5 | 12.5 | 13.1 | 18.0 | 14.6 |
| 58 | 1 | 8.6 | 7.9 | - | 12.1 | 30.4 | 26.8 | 9.4 | 16.9 | 10.0 | 30.5 |
| 59 | 2 | 37.9 | 59.6 | - | 37.0 | 46.8 | 52.6 | 43.6 | 47.5 | 43.8 | 51.3 |
| 60 | 3 | 53.5 | 32.5 | - | 50.9 | 22.8 | 20.6 | 47.0 | 35.6 | 46.2 | 18.2 |
| VERARBEITENDE INDUSTRIE (OHNE GEWINNUNG UND VERARBEI | | | | | | | | | | | |
| 61 | ZUSAMMEN | 96.3 | 94.0 | - | 92.9 | 81.6 | 73.7 | 96.8 | 93.9 | 95.0 | 95.3 |
| 62 | 1 | 52.0 | 50.0 | - | 52.7 | 65.6 | 51.9 | 67.4 | 70.6 | 51.2 | 58.7 |
| 63 | 2 | 28.8 | 35.7 | - | 28.5 | 26.0 | 37.0 | 23.4 | 20.8 | 34.2 | 32.1 |
| 64 | 3 | 19.2 | 14.4 | - | 18.8 | 8.4 | 11.1 | 9.2 | 8.6 | 14.6 | 9.2 |
| 65 | MAENNLICH | 80.0 | 79.1 | - | 80.7 | 89.9 | 89.1 | 88.8 | 89.3 | 84.8 | 93.2 |
| 66 | 1 | 62.9 | 61.1 | - | 62.4 | 69.5 | 55.0 | 74.7 | 77.0 | 58.6 | 60.7 |
| 67 | 2 | 26.5 | 29.3 | - | 26.5 | 23.7 | 35.1 | 20.9 | 17.6 | 32.5 | 30.7 |
| 68 | 3 | 10.7 | 9.6 | - | 11.1 | 6.8 | 9.9 | 4.4 | 5.4 | 8.9 | 8.6 |
| 69 | WEIBLICH | 20.0 | 20.9 | - | 19.3 | 10.1 | 10.9 | 11.2 | 10.7 | 15.2 | 6.8 |
| 70 | 1 | 8.6 | 7.9 | - | 12.1 | 30.4 | 26.6 | 9.5 | 17.0 | 10.0 | 30.5 |
| 71 | 2 | 37.9 | 59.6 | - | 37.0 | 46.7 | 52.4 | 43.6 | 47.4 | 43.8 | 51.2 |
| 72 | 3 | 53.5 | 32.5 | - | 50.9 | 22.9 | 20.9 | 46.9 | 35.7 | 46.2 | 18.3 |

*) ERLAEUTERUNGEN HIERZU IN DER EINFUEHRUNG.

ZWEIG, GESCHLECHT UND LEISTUNGSGRUPPE IN % *)
1993

| NIEDER- SACHSEN | NORDRHEIN- WESTFALEN | RHEINLAND- PFALZ | SAARLAND | SACHSEN | SACHSEN- ANHALT | SCHLESWIG- HOLSTEIN | THUE- RINGEN | FRUEHERES BUNDES- GEBIET | NEUE LAENDER U. BERLIN-OST | LAUFENDE NUMMER |
|---|-------------------------|---------------------|----------|---------|--------------------|------------------------|-----------------|--------------------------------|----------------------------------|--------------------|
| UND TIEFBAU MIT HANDWERK) | | | | | | | | | | |
| 100.0 | 100.0 | 100.0 | 100.0 | 100.0 | 100.0 | 100.0 | 100.0 | 100.0 | 100.0 | 1 |
| 47.4 | 52.7 | 47.9 | 69.4 | 56.0 | 55.9 | 57.5 | 52.4 | 53.0 | 56.2 | 2 |
| 40.7 | 29.4 | 34.6 | 24.9 | 34.7 | 35.1 | 24.7 | 36.8 | 31.5 | 34.5 | 3 |
| 11.9 | 17.9 | 17.5 | 5.7 | 9.2 | 9.0 | 17.8 | 10.8 | 15.5 | 9.3 | 4 |
| 86.1 | 87.0 | 86.2 | 95.2 | 86.5 | 90.4 | 84.7 | 83.4 | 84.6 | 88.4 | 5 |
| 53.4 | 59.4 | 53.9 | 72.5 | 60.7 | 58.8 | 66.4 | 58.5 | 61.0 | 60.2 | 6 |
| 39.2 | 29.6 | 34.4 | 24.6 | 31.7 | 33.4 | 22.7 | 33.5 | 29.5 | 32.1 | 7 |
| 7.4 | 11.1 | 11.7 | 3.0 | 7.7 | 7.8 | 10.9 | 8.0 | 9.5 | 7.7 | 8 |
| 13.9 | 13.0 | 13.8 | 4.8 | 13.5 | 9.6 | 15.3 | 16.6 | 15.4 | 11.6 | 9 |
| 9.9 | 8.3 | 10.8 | 9.3 | 26.0 | 28.1 | 8.4 | 21.4 | 8.9 | 26.0 | 10 |
| 50.2 | 28.6 | 35.9 | 31.8 | 54.7 | 51.6 | 35.5 | 53.2 | 42.4 | 53.0 | 11 |
| 40.0 | 63.1 | 53.3 | 59.0 | 19.3 | 20.3 | 56.0 | 25.3 | 48.7 | 21.0 | 12 |
| BAUINDUSTRIE) | | | | | | | | | | |
| 84.7 | 88.9 | 85.5 | 96.7 | 68.1 | 57.8 | 79.7 | 63.8 | 86.5 | 63.0 | 13 |
| 44.1 | 50.7 | 46.5 | 69.6 | 58.5 | 60.4 | 53.1 | 51.2 | 51.2 | 58.9 | 14 |
| 43.9 | 30.6 | 36.6 | 25.1 | 34.0 | 33.5 | 27.5 | 38.2 | 33.2 | 33.8 | 15 |
| 12.0 | 18.7 | 16.9 | 5.2 | 7.5 | 6.1 | 19.3 | 10.6 | 15.6 | 7.3 | 16 |
| 83.6 | 85.4 | 83.9 | 95.0 | 80.4 | 84.1 | 80.8 | 74.1 | 82.2 | 81.8 | 17 |
| 50.8 | 58.0 | 53.4 | 72.8 | 66.5 | 66.4 | 63.8 | 61.6 | 60.4 | 66.2 | 18 |
| 42.7 | 31.0 | 36.7 | 24.8 | 28.9 | 30.3 | 25.6 | 32.9 | 31.2 | 29.5 | 19 |
| 6.6 | 11.1 | 9.8 | 2.4 | 4.6 | 3.3 | 10.6 | 5.5 | 8.4 | 4.3 | 20 |
| 16.4 | 14.6 | 16.1 | 5.0 | 19.6 | 15.9 | 19.2 | 25.9 | 17.8 | 18.2 | 21 |
| 9.9 | 8.3 | 10.8 | 9.3 | 26.0 | 28.7 | 8.4 | 21.5 | 8.9 | 26.1 | 22 |
| 50.2 | 28.6 | 35.9 | 31.8 | 54.9 | 50.8 | 35.6 | 53.3 | 42.4 | 53.0 | 23 |
| 40.0 | 63.1 | 53.3 | 59.0 | 19.1 | 20.5 | 56.0 | 25.2 | 48.7 | 20.9 | 24 |
| UND TIEFBAU MIT HANDWERK | | | | | | | | | | |
| 98.7 | 93.3 | 100.0 | 94.0 | 96.6 | 95.5 | 100.0 | 97.9 | 97.7 | 95.3 | 25 |
| 47.1 | 50.2 | 47.9 | 68.0 | 55.6 | 55.0 | 57.5 | 51.7 | 52.2 | 55.4 | 26 |
| 40.9 | 30.8 | 34.6 | 26.1 | 34.9 | 35.6 | 24.7 | 37.3 | 32.0 | 34.9 | 27 |
| 12.0 | 18.9 | 17.5 | 5.9 | 9.5 | 9.4 | 17.8 | 11.0 | 15.8 | 9.7 | 28 |
| 86.0 | 86.1 | 86.2 | 94.9 | 86.1 | 90.5 | 84.7 | 83.2 | 84.2 | 88.0 | 29 |
| 53.1 | 57.0 | 53.9 | 71.1 | 60.4 | 57.9 | 66.4 | 57.8 | 60.3 | 59.5 | 30 |
| 39.4 | 31.2 | 34.4 | 25.8 | 31.7 | 34.0 | 22.7 | 34.0 | 30.1 | 32.4 | 31 |
| 7.5 | 11.8 | 11.7 | 3.1 | 7.9 | 8.1 | 10.9 | 8.1 | 9.7 | 8.1 | 32 |
| 14.0 | 13.9 | 13.8 | 5.1 | 13.9 | 9.5 | 15.3 | 16.8 | 15.8 | 12.0 | 33 |
| 9.9 | 8.3 | 10.8 | 9.3 | 26.0 | 27.7 | 8.4 | 21.3 | 8.9 | 25.9 | 34 |
| 50.2 | 28.6 | 35.9 | 31.8 | 54.7 | 51.3 | 35.5 | 53.3 | 42.4 | 53.0 | 35 |
| 40.0 | 63.1 | 53.3 | 59.0 | 19.3 | 21.0 | 56.0 | 25.4 | 48.7 | 21.2 | 36 |
| (OHNE BAUINDUSTRIE) | | | | | | | | | | |
| 80.9 | 79.2 | 83.5 | 90.0 | 62.1 | 49.3 | 75.5 | 56.3 | 81.8 | 53.8 | 37 |
| 42.1 | 46.3 | 45.5 | 68.0 | 57.6 | 58.3 | 51.0 | 48.1 | 49.1 | 57.1 | 38 |
| 45.4 | 33.0 | 37.3 | 26.5 | 34.4 | 34.8 | 28.6 | 40.5 | 34.6 | 34.8 | 39 |
| 12.5 | 20.7 | 17.2 | 5.5 | 8.0 | 6.8 | 20.4 | 11.4 | 16.3 | 8.1 | 40 |
| 82.9 | 83.7 | 83.5 | 94.6 | 78.8 | 83.2 | 79.9 | 71.4 | 81.3 | 79.8 | 41 |
| 48.8 | 53.8 | 52.3 | 71.3 | 66.1 | 64.5 | 61.7 | 58.9 | 58.4 | 65.1 | 42 |
| 44.4 | 33.8 | 37.6 | 26.2 | 28.8 | 31.6 | 26.9 | 35.3 | 32.8 | 30.1 | 43 |
| 6.8 | 12.4 | 10.1 | 2.5 | 5.0 | 3.8 | 11.3 | 5.8 | 8.9 | 4.8 | 44 |
| 17.1 | 16.3 | 16.5 | 5.4 | 21.2 | 16.8 | 20.1 | 28.6 | 18.7 | 20.2 | 45 |
| 9.8 | 8.1 | 10.7 | 9.3 | 26.0 | 27.6 | 8.4 | 21.2 | 8.8 | 25.7 | 46 |
| 50.2 | 28.6 | 36.0 | 31.8 | 54.9 | 50.7 | 35.4 | 53.5 | 42.4 | 53.0 | 47 |
| 40.0 | 63.2 | 53.3 | 59.0 | 19.1 | 21.7 | 56.3 | 25.2 | 48.8 | 21.3 | 48 |
| BEITUNG VON STEINEN UND ERDEN SOWIE OHNE BAUINDUSTRIE) | | | | | | | | | | |
| 78.0 | 77.6 | 79.7 | 89.5 | 58.6 | 45.7 | 72.8 | 52.8 | 79.5 | 50.2 | 49 |
| 42.1 | 46.5 | 45.8 | 68.2 | 57.3 | 58.9 | 50.8 | 48.5 | 49.2 | 57.2 | 50 |
| 45.4 | 32.7 | 36.7 | 26.4 | 34.5 | 34.2 | 28.3 | 40.1 | 34.3 | 34.6 | 51 |
| 12.5 | 20.8 | 17.5 | 5.5 | 8.2 | 7.0 | 20.9 | 11.4 | 16.5 | 8.2 | 52 |
| 82.4 | 83.4 | 82.9 | 94.6 | 77.8 | 82.4 | 79.1 | 69.8 | 80.8 | 78.7 | 53 |
| 48.9 | 54.1 | 53.1 | 71.5 | 66.3 | 65.5 | 62.0 | 60.3 | 58.9 | 65.7 | 54 |
| 44.4 | 33.5 | 36.8 | 26.1 | 28.6 | 30.7 | 26.5 | 34.3 | 32.4 | 29.6 | 55 |
| 6.7 | 12.4 | 10.1 | 2.4 | 5.0 | 3.8 | 11.5 | 5.5 | 8.8 | 4.7 | 56 |
| 17.6 | 16.6 | 17.1 | 5.4 | 22.2 | 17.6 | 20.9 | 30.2 | 19.2 | 21.3 | 57 |
| 9.8 | 8.2 | 10.8 | 9.3 | 25.9 | 27.9 | 8.4 | 21.3 | 8.8 | 25.7 | 58 |
| 50.3 | 28.7 | 36.0 | 31.8 | 55.0 | 50.4 | 35.3 | 53.5 | 42.4 | 53.0 | 59 |
| 39.9 | 63.2 | 53.1 | 58.9 | 19.1 | 21.7 | 56.3 | 25.2 | 48.8 | 21.3 | 60 |
| TUNG VON STEINEN UND ERDEN), HOCH- UND TIEFBAU MIT HANDWERK | | | | | | | | | | |
| 93.3 | 88.7 | 94.3 | 92.8 | 90.5 | 87.9 | 93.1 | 89.0 | 93.0 | 87.2 | 61 |
| 45.9 | 49.3 | 47.4 | 68.0 | 55.0 | 54.5 | 56.0 | 50.9 | 51.5 | 54.8 | 62 |
| 41.7 | 31.1 | 34.5 | 26.1 | 35.2 | 35.7 | 25.1 | 37.7 | 32.3 | 35.1 | 63 |
| 12.4 | 19.6 | 18.0 | 5.9 | 9.9 | 9.8 | 18.9 | 11.3 | 16.3 | 10.1 | 64 |
| 85.3 | 85.5 | 85.5 | 94.8 | 85.5 | 90.4 | 83.7 | 82.0 | 83.6 | 87.6 | 65 |
| 52.2 | 56.3 | 53.6 | 71.2 | 59.9 | 57.4 | 65.3 | 57.4 | 59.8 | 58.9 | 66 |
| 40.2 | 31.6 | 34.3 | 25.8 | 31.8 | 34.0 | 23.1 | 34.3 | 30.3 | 32.5 | 67 |
| 7.6 | 12.2 | 12.1 | 3.0 | 8.3 | 8.6 | 11.6 | 8.3 | 9.9 | 8.5 | 68 |
| 14.7 | 14.5 | 14.5 | 5.2 | 14.5 | 9.6 | 16.3 | 18.0 | 16.4 | 12.4 | 69 |
| 9.8 | 8.2 | 10.8 | 9.3 | 25.9 | 27.2 | 8.4 | 21.2 | 8.8 | 25.6 | 70 |
| 50.3 | 28.6 | 36.1 | 31.8 | 54.7 | 51.4 | 35.3 | 53.4 | 42.4 | 53.0 | 71 |
| 39.9 | 63.2 | 53.1 | 58.9 | 19.3 | 21.4 | 56.3 | 25.3 | 48.8 | 21.4 | 72 |

2 ANGABEN ZUR STRUKTUR DER ARBEITER NACH WIRTSCHAFTS
OKTOBER

| LAUFENDE NUMMER | GESCHLECHT LEISTUNGS- GRUPPE | BADEN- WÜRTTEMBERG | BAYERN | BERLIN | | | BRANDEN- BURG | BREMEN | HAMBURG | HESSEN | MECKLEN- BURG- VORPOMMERN |
|-----------------------------|------------------------------------|-----------------------|--------|-----------|--------|--------|------------------|--------|---------|--------|---------------------------------|
| | | | | INSGESAMT | (WEST) | (OST) | | | | | |
| ELEKTRIZITAETS-, GAS-, FERN | | | | | | | | | | | |
| 73 | ZUSAMMEN | 1.5 | 2.2 | - | 5.9 | 11.1 | 7.5 | 2.8 | 5.1 | 1.7 | 2.6 |
| 74 | 1 | 94.7 | 91.8 | - | 80.5 | 80.2 | 55.9 | 96.6 | 92.4 | 93.9 | 65.3 |
| 75 | 2 | 3.8 | 7.0 | - | 17.4 | 18.9 | 40.1 | (2.0) | 4.6 | 5.4 | 30.8 |
| 76 | 3 | 1.5 | 1.2 | - | 2.1 | 0.9 | 4.0 | (1.4) | 3.0 | (0.7) | 3.8 |
| 77 | MAENNLICH | 96.8 | 96.6 | - | 96.2 | 91.3 | 84.4 | 96.3 | 95.0 | 97.8 | 92.5 |
| 78 | 1 | 97.1 | 94.2 | - | 83.2 | 83.6 | 61.6 | 98.8 | 95.2 | 95.1 | 66.1 |
| 79 | 2 | 2.4 | 5.6 | - | 16.1 | 16.3 | 36.1 | (1.2) | 3.5 | 4.3 | 31.7 |
| 80 | 3 | 0.4 | (0.2) | - | 0.8 | / | 2.3 | / | 1.3 | (0.5) | (2.2) |
| 81 | WEIBLICH | 3.2 | 3.4 | - | 3.8 | 8.7 | 15.6 | 3.7 | 5.0 | 2.2 | 7.5 |
| 82 | 1 | 21.6 | 23.2 | - | (12.3) | 44.1 | 25.0 | (38.8) | 38.8 | 36.8 | 55.3 |
| 83 | 2 | 44.1 | 47.1 | - | 51.2 | 46.2 | 62.0 | (24.5) | 25.0 | 52.6 | (20.2) |
| 84 | 3 | 34.3 | 29.7 | - | 36.5 | (9.7) | 13.0 | (36.7) | 36.2 | (10.6) | (24.5) |
| ELEKTRIZITAETS | | | | | | | | | | | |
| 85 | ZUSAMMEN | 1.2 | 1.8 | - | . | 8.3 | 5.3 | 2.8 | . | 0.8 | . |
| 86 | 1 | 94.9 | 92.5 | - | . | 76.5 | 50.2 | 96.6 | . | 93.5 | . |
| 87 | 2 | 3.6 | 6.1 | - | . | 22.3 | 46.0 | (2.0) | . | 5.7 | . |
| 88 | 3 | 1.5 | 1.4 | - | . | 1.2 | 3.8 | (1.4) | . | (0.8) | . |
| 89 | MAENNLICH | 96.7 | 96.8 | - | . | 91.4 | 81.5 | 96.3 | . | 97.9 | . |
| 90 | 1 | 97.4 | 94.8 | - | . | 79.7 | 56.5 | 98.8 | . | 94.5 | . |
| 91 | 2 | 2.2 | 5.0 | - | . | 20.2 | 41.6 | (1.2) | . | 4.8 | . |
| 92 | 3 | 0.4 | (0.2) | - | . | / | 1.9 | / | . | (0.7) | . |
| 93 | WEIBLICH | 3.3 | 3.2 | - | . | 8.6 | 18.5 | 3.7 | . | 2.1 | . |
| 94 | 1 | 22.4 | 23.1 | - | . | 41.8 | 22.7 | (38.8) | . | (45.6) | . |
| 95 | 2 | 43.7 | 40.1 | - | . | 45.0 | 65.3 | (24.5) | . | (45.6) | . |
| 96 | 3 | 34.0 | 36.8 | - | . | (13.2) | 12.1 | (36.7) | . | / | . |
| BERG | | | | | | | | | | | |
| 97 | ZUSAMMEN | 0.1 | 0.0 | - | / | / | 15.3 | / | / | 0.9 | 0.1 |
| 98 | | | | | | | | | | | |
| 99 | | | | | | | | | | | |
| 100 | | | | | | | | | | | |
| 101 | MAENNLICH | | | | / | / | 69.8 | / | / | 92.6 | (29.3) |
| 102 | 1 | 76.5 | 78.9 | - | / | / | 28.8 | / | / | 5.6 | 70.7 |
| 103 | 2 | 20.2 | 20.5 | - | / | / | 1.4 | / | / | 1.7 | / |
| 104 | 3 | (3.3) | / | - | / | / | | / | / | | |
| 105 | | | | | | | | | | | |
| 106 | | | | | | | | | | | |
| 107 | | | | | | | | | | | |
| 108 | | | | | | | | | | | |
| STEINKOHLENERGBAU UND | | | | | | | | | | | |
| 109 | ZUSAMMEN | / | / | - | / | / | / | / | / | / | / |
| 110 | | | | | | | | | | | |
| 111 | | | | | | | | | | | |
| 112 | | | | | | | | | | | |
| 113 | MAENNLICH | | | - | / | / | / | / | / | / | / |
| 114 | 1 | / | / | - | / | / | / | / | / | / | / |
| 115 | 2 | / | / | - | / | / | / | / | / | / | / |
| 116 | 3 | / | / | - | / | / | / | / | / | / | / |
| 117 | | | | | | | | | | | |
| 118 | | | | | | | | | | | |
| 119 | | | | | | | | | | | |
| 120 | | | | | | | | | | | |
| BRAUNKOHLENERGBAU | | | | | | | | | | | |
| 121 | ZUSAMMEN | / | / | - | / | / | 15.1 | / | / | . | / |
| 122 | | | | | | | | | | | |
| 123 | | | | | | | | | | | |
| 124 | | | | | | | | | | | |
| 125 | MAENNLICH | | | - | / | / | 69.8 | / | / | . | / |
| 126 | 1 | / | / | - | / | / | 28.8 | / | / | . | / |
| 127 | 2 | / | / | - | / | / | 1.4 | / | / | . | / |
| 128 | 3 | / | / | - | / | / | | / | / | . | / |
| 129 | | | | | | | | | | | |
| 130 | | | | | | | | | | | |
| 131 | | | | | | | | | | | |
| 132 | | | | | | | | | | | |
| KALI- UND STEIN | | | | | | | | | | | |
| 133 | ZUSAMMEN | . | . | - | / | / | / | / | / | 0.9 | / |
| 134 | | | | | | | | | | | |
| 135 | | | | | | | | | | | |
| 136 | | | | | | | | | | | |
| 137 | MAENNLICH | . | . | - | / | / | / | / | / | 93.1 | / |
| 138 | 1 | . | . | - | / | / | / | / | / | 5.2 | / |
| 139 | 2 | . | . | - | / | / | / | / | / | 1.7 | / |
| 140 | 3 | . | . | - | / | / | / | / | / | | / |
| 141 | | | | | | | | | | | |
| 142 | | | | | | | | | | | |
| 143 | | | | | | | | | | | |
| 144 | | | | | | | | | | | |

*) ERLAEUTERUNGEN HIERZU IN DER EINFUEHRUNG.

ZWEIG, GESCHLECHT UND LEISTUNGSGRUPPE IN % *)
1993

| NIEDER- SACHSEN | NORDRHEIN- WESTFALEN | RHEINLAND- PFALZ | SAARLAND | SACHSEN | SACHSEN- ANHALT | SCHLESWIG- HOLSTEIN | THUE- RINGEN | FRUEHERES BUNDES- GEBIET | NEUE LAENDER U. BERLIN-OST | LAUFENDE NUMMER |
|------------------------------|-------------------------|---------------------|----------|---------|--------------------|------------------------|-----------------|--------------------------------|----------------------------------|--------------------|
| WAERME- UND WASSERVERSORGUNG | | | | | | | | | | |
| 2.4 | 3.0 | 1.9 | 0.7 | 2.6 | 4.0 | 4.2 | 5.3 | 2.3 | 4.6 | 73 |
| 94.3 | 83.8 | 92.1 | 84.8 | 67.5 | 69.6 | 91.9 | 70.2 | 89.1 | 67.4 | 74 |
| 4.7 | 14.1 | 6.0 | 12.6 | 30.1 | 27.7 | 7.4 | 23.5 | 9.2 | 29.2 | 75 |
| 1.0 | 2.0 | 1.9 | 2.6 | 2.4 | 2.7 | 0.7 | 6.3 | 1.6 | 3.4 | 76 |
| 97.6 | 97.0 | 97.4 | 97.7 | 92.1 | 88.6 | 97.1 | 95.0 | 96.9 | 90.0 | 77 |
| 95.9 | 85.5 | 94.1 | 86.6 | 70.7 | 73.3 | 94.1 | 72.5 | 91.2 | 71.2 | 78 |
| 3.7 | 13.6 | 5.3 | 12.5 | 27.9 | 25.4 | 5.8 | 22.4 | 8.2 | 26.7 | 79 |
| 0.5 | 0.9 | (0.6) | (0.9) | 1.4 | 1.3 | / | 5.1 | 0.6 | 2.1 | 80 |
| 2.4 | 3.0 | 2.6 | 2.3 | 7.9 | 11.4 | 2.9 | 5.0 | 3.1 | 10.0 | 81 |
| 29.6 | 29.0 | (17.5) | / | 29.9 | 41.3 | (17.6) | 27.3 | 25.7 | 33.3 | 82 |
| 48.3 | 32.0 | 33.4 | / | 55.8 | 45.3 | 61.6 | 44.5 | 40.5 | 52.0 | 83 |
| 22.1 | 38.9 | 49.1 | (75.0) | 14.2 | 13.4 | (20.8) | 28.2 | 33.8 | 14.7 | 84 |
| VERSORGUNG | | | | | | | | | | |
| 1.8 | 2.5 | 1.4 | 0.6 | 2.0 | 0.8 | 3.8 | 1.8 | 1.8 | 2.5 | 85 |
| 93.5 | 82.8 | 92.6 | 82.7 | 59.2 | 50.9 | 92.2 | 57.4 | 88.8 | 59.5 | 86 |
| 5.2 | 15.0 | 5.4 | 14.1 | 37.6 | 46.6 | 7.0 | 31.6 | 9.4 | 36.8 | 87 |
| 1.3 | 2.2 | 2.1 | 3.2 | 3.2 | (2.5) | 0.8 | 11.0 | 1.8 | 3.7 | 88 |
| 97.3 | 96.6 | 96.8 | 97.2 | 91.3 | 78.4 | 96.9 | 92.2 | 96.7 | 87.6 | 89 |
| 95.3 | 84.7 | 95.1 | 84.8 | 63.3 | 54.3 | 94.6 | 60.3 | 90.9 | 64.0 | 90 |
| 4.1 | 14.4 | 4.5 | 14.1 | 34.8 | 44.5 | 5.2 | 30.6 | 8.5 | 33.8 | 91 |
| 0.6 | 0.9 | (0.4) | (1.1) | 1.9 | / | / | 9.1 | 0.6 | 2.2 | 92 |
| 2.7 | 3.4 | 3.2 | 2.8 | 8.7 | 21.6 | 3.1 | 7.8 | 3.3 | 12.4 | 93 |
| 31.8 | 30.3 | (13.7) | / | 16.0 | 38.7 | (15.7) | (22.8) | 26.7 | 28.1 | 94 |
| 44.5 | 30.2 | 32.6 | / | 67.0 | 53.9 | 63.0 | 43.9 | 36.1 | 57.9 | 95 |
| 23.8 | 39.5 | 53.7 | (76.5) | 17.0 | (7.4) | (21.3) | 33.3 | 37.2 | 14.0 | 96 |
| BAU | | | | | | | | | | |
| 1.3 | 6.7 | 0.0 | . | 3.4 | 4.5 | / | 2.1 | 2.3 | 4.7 | 97 |
| | | | | | | | | | | 98 |
| | | | | | | | | | | 99 |
| | | | | | | | | | | 100 |
| 70.0 | 87.6 | 100.0 | . | 68.7 | 79.1 | / | 88.2 | 87.3 | 72.6 | 101 |
| 24.6 | 9.7 | / | . | 30.0 | 20.7 | / | 11.3 | 10.0 | 26.3 | 102 |
| 5.4 | 2.7 | / | . | 1.3 | (0.2) | / | / | 2.7 | 1.0 | 103 |
| | | | | | | | | | | 104 |
| | | | | | | | | | | 105 |
| | | | | | | | | | | 106 |
| | | | | | | | | | | 107 |
| | | | | | | | | | | 108 |
| -BRIKETTERSTELLUNG, KOKEREI | | | | | | | | | | |
| / | 5.8 | / | . | . | . | / | / | 1.9 | 0.1 | 109 |
| | | | | | | | | | | 110 |
| | | | | | | | | | | 111 |
| | | | | | | | | | | 112 |
| / | 91.2 | / | . | . | . | / | / | 91.3 | 59.0 | 113 |
| / | 6.3 | / | . | . | . | / | / | 6.4 | 31.1 | 114 |
| / | 2.4 | / | . | . | . | / | / | 2.3 | 9.9 | 115 |
| | | | | | | | | | | 116 |
| | | | | | | | | | | 117 |
| | | | | | | | | | | 118 |
| | | | | | | | | | | 119 |
| | | | | | | | | | | 120 |
| UND -BRIKETTERSTELLUNG | | | | | | | | | | |
| . | 0.9 | / | / | . | . | / | . | 0.2 | 3.9 | 121 |
| | | | | | | | | | | 122 |
| | | | | | | | | | | 123 |
| | | | | | | | | | | 124 |
| . | 63.2 | / | / | . | . | / | . | 63.0 | 69.7 | 125 |
| . | 32.2 | / | / | . | . | / | . | 32.6 | 29.3 | 126 |
| . | 4.6 | / | / | . | . | / | . | 4.4 | 1.0 | 127 |
| | | | | | | | | | | 128 |
| | | | | | | | | | | 129 |
| | | | | | | | | | | 130 |
| | | | | | | | | | | 131 |
| | | | | | | | | | | 132 |
| SALZBERGBAU, SALINEN | | | | | | | | | | |
| 0.3 | 0.0 | . | / | / | 1.3 | / | 1.6 | 0.1 | 0.6 | 133 |
| | | | | | | | | | | 134 |
| | | | | | | | | | | 135 |
| | | | | | | | | | | 136 |
| 87.3 | 95.6 | . | / | / | 95.9 | / | 96.0 | 90.5 | 95.9 | 137 |
| 11.6 | / | . | / | / | 3.6 | / | 3.6 | 8.1 | 3.6 | 138 |
| (1.1) | / | . | / | / | / | / | / | 1.4 | (0.4) | 139 |
| | | | | | | | | | | 140 |
| | | | | | | | | | | 141 |
| | | | | | | | | | | 142 |
| | | | | | | | | | | 143 |
| | | | | | | | | | | 144 |

2 ANGABEN ZUR STRUKTUR DER ARBEITER NACH WIRTSCHAFTS
OKTOBER

| LAUF- FENDE NUMMER | GESCHLECHT LEISTUNGS- GRUPPE | BADEN- WÜRTTEMBERG | BAYERN | BERLIN | | | BRANDEN- BURG | BREMEN | HAMBURG | HESSEN | MECKLEN- BURG- VORPOMMERN |
|--|------------------------------------|-----------------------|--------|-----------|--------|--------|------------------|--------|---------|--------|---------------------------------|
| | | | | INSGESAMT | (WEST) | (OST) | | | | | |
| UEBRIGER BERGBAU 1), | | | | | | | | | | | |
| 145 | ZUSAMMEN | 0.0 | 0.0 | - | / | / | . | / | / | . | 0.1 |
| 146 | | | | | | | | | | | |
| 147 | | | | | | | | | | | |
| 148 | | | | | | | | | | | |
| 149 | MAENNLICH | | | - | / | / | . | / | / | . | (29.3) |
| 150 | 1 | 57.0 | 77.9 | - | / | / | . | / | / | . | 70.7 |
| 151 | 2 | 29.0 | (21.3) | - | / | / | . | / | / | . | / |
| 152 | 3 | (14.0) | / | - | / | / | . | / | / | . | / |
| 153 | | | | | | | | | | | |
| 154 | | | | | | | | | | | |
| 155 | | | | | | | | | | | |
| 156 | | | | | | | | | | | |
| GRUNDSTOFF- UND PRODUK | | | | | | | | | | | |
| 157 | ZUSAMMEN | 10.5 | 12.2 | - | 7.6 | 9.9 | 15.4 | 9.8 | 19.1 | 20.5 | 4.5 |
| 158 | 1 | 45.5 | 40.9 | - | 36.0 | 64.9 | 58.9 | 53.4 | 57.2 | 44.9 | 60.8 |
| 159 | 2 | 39.2 | 45.0 | - | 41.2 | 23.7 | 33.7 | 39.0 | 32.4 | 40.6 | 36.6 |
| 160 | 3 | 15.3 | 14.0 | - | 22.8 | 11.4 | 7.4 | 7.6 | 10.4 | 14.5 | 2.6 |
| 161 | MAENNLICH | 87.9 | 90.2 | - | 72.7 | 90.2 | 83.3 | 94.7 | 86.5 | 87.3 | 91.8 |
| 162 | 1 | 51.0 | 44.9 | - | 47.5 | 69.8 | 64.0 | 56.4 | 64.7 | 50.0 | 63.3 |
| 163 | 2 | 38.3 | 44.7 | - | 42.6 | 21.1 | 31.1 | 39.8 | 28.2 | 40.3 | 34.4 |
| 164 | 3 | 10.7 | 10.4 | - | 9.9 | 9.1 | 4.9 | 3.9 | 7.0 | 9.6 | 2.3 |
| 165 | WEIBLICH | 12.1 | 9.8 | - | 27.3 | 9.8 | 16.7 | 5.3 | 13.5 | 12.7 | 8.2 |
| 166 | 1 | 5.9 | 4.9 | - | 5.4 | 20.3 | 33.8 | / | 9.3 | 10.0 | 32.5 |
| 167 | 2 | 45.5 | 48.2 | - | 37.3 | 47.3 | 46.5 | 24.3 | 58.7 | 42.5 | 61.5 |
| 168 | 3 | 48.6 | 46.9 | - | 57.3 | 32.3 | 19.7 | 74.1 | 32.0 | 47.6 | (6.0) |
| GEWINNUNG UND VERARBEITUNG VON STEINEN | | | | | | | | | | | |
| 169 | ZUSAMMEN | 2.2 | 3.8 | - | 1.2 | 7.3 | 3.5 | 0.3 | . | 2.4 | 2.0 |
| 170 | 1 | 46.4 | 45.0 | - | 48.1 | 72.7 | 48.2 | 53.7 | . | 49.2 | 55.1 |
| 171 | 2 | 40.5 | 45.0 | - | 48.2 | 15.6 | 43.4 | 39.5 | . | 38.1 | 40.0 |
| 172 | 3 | 13.1 | 10.0 | - | 3.8 | 11.7 | 8.4 | (6.8) | . | 12.7 | 4.8 |
| 173 | MAENNLICH | 96.9 | 98.0 | - | 98.5 | 97.6 | 94.0 | 100.0 | . | 97.1 | 97.1 |
| 174 | 1 | 47.8 | 45.8 | - | 48.7 | 74.2 | 49.7 | 53.7 | . | 50.5 | 56.3 |
| 175 | 2 | 39.3 | 45.0 | - | 47.8 | 15.2 | 42.5 | 39.5 | . | 37.9 | 39.3 |
| 176 | 3 | 12.8 | 9.2 | - | 3.5 | 10.6 | 7.8 | (6.8) | . | 11.6 | (4.4) |
| 177 | WEIBLICH | 3.1 | 2.0 | - | (1.5) | 2.4 | 6.0 | / | . | 2.9 | (2.9) |
| 178 | 1 | (1.8) | (4.8) | - | / | / | 23.8 | / | . | / | / |
| 179 | 2 | 76.3 | 47.4 | - | (75.0) | (31.5) | 58.1 | / | . | 45.2 | (64.3) |
| 180 | 3 | 21.8 | 47.8 | - | / | (53.7) | (18.1) | / | . | 51.1 | / |
| METALLERZEUGUNG UND -BEARBEITUNG (OHNE NE-METALLE, | | | | | | | | | | | |
| 181 | ZUSAMMEN | 0.8 | 1.0 | - | 0.2 | . | 5.0 | . | . | 3.0 | 0.7 |
| 182 | 1 | 62.0 | 42.9 | - | 33.7 | . | 71.1 | . | . | 39.3 | 43.2 |
| 183 | 2 | 27.0 | 51.8 | - | 66.3 | . | 27.2 | . | . | 55.2 | 56.5 |
| 184 | 3 | 11.0 | 5.3 | - | / | . | 1.7 | . | . | 5.6 | / |
| 185 | MAENNLICH | 94.8 | 96.0 | - | 98.8 | . | 84.7 | . | . | 94.8 | 84.6 |
| 186 | 1 | 64.0 | 44.4 | - | 34.1 | . | 76.9 | . | . | 41.2 | 47.8 |
| 187 | 2 | 25.7 | 51.1 | - | 65.9 | . | 22.0 | . | . | 53.9 | 52.2 |
| 188 | 3 | 10.4 | 4.4 | - | / | . | 1.1 | . | . | 4.8 | / |
| 189 | WEIBLICH | 5.2 | 4.0 | - | / | . | 15.3 | . | . | 5.2 | 15.4 |
| 190 | 1 | 26.3 | (5.7) | - | / | . | 39.0 | . | . | (3.9) | / |
| 191 | 2 | 51.3 | 67.9 | - | / | . | 55.8 | . | . | 77.6 | 80.0 |
| 192 | 3 | 22.4 | 26.4 | - | / | . | (5.2) | . | . | 18.5 | / |
| DARUNTER: EISEN | | | | | | | | | | | |
| 193 | ZUSAMMEN | 0.1 | 0.3 | - | / | / | . | . | . | 0.6 | / |
| 194 | 1 | 96.1 | 51.8 | - | / | / | . | . | . | 70.4 | / |
| 195 | 2 | (3.7) | 46.5 | - | / | / | . | . | . | 29.0 | / |
| 196 | 3 | / | 1.7 | - | / | / | . | . | . | (0.7) | / |
| 197 | MAENNLICH | 99.5 | 98.7 | - | / | / | . | . | . | 99.1 | / |
| 198 | 1 | 96.2 | 52.3 | - | / | / | . | . | . | 70.6 | / |
| 199 | 2 | (3.5) | 46.7 | - | / | / | . | . | . | 28.9 | / |
| 200 | 3 | / | (0.9) | - | / | / | . | . | . | / | / |
| 201 | WEIBLICH | / | (1.3) | - | / | / | . | . | . | (0.9) | / |
| 202 | 1 | / | / | - | / | / | . | . | . | / | / |
| 203 | 2 | / | / | - | / | / | . | . | . | / | / |
| 204 | 3 | / | (59.3) | - | / | / | . | . | . | / | / |
| EISEN-, STAHL- UND | | | | | | | | | | | |
| 205 | ZUSAMMEN | 0.4 | 0.4 | - | . | / | 0.3 | / | / | 2.1 | . |
| 206 | 1 | 69.1 | 37.6 | - | . | / | 57.8 | / | / | 32.1 | . |
| 207 | 2 | 24.4 | 58.8 | - | . | / | 34.3 | / | / | 62.0 | . |
| 208 | 3 | 6.4 | 3.6 | - | . | / | (7.8) | / | / | 6.0 | . |
| 209 | MAENNLICH | 94.0 | 98.5 | - | . | / | 92.6 | / | / | 94.9 | . |
| 210 | 1 | 71.3 | 38.1 | - | . | / | 60.1 | / | / | 33.6 | . |
| 211 | 2 | 22.3 | 58.6 | - | . | / | 33.3 | / | / | 60.7 | . |
| 212 | 3 | 6.4 | 3.4 | - | . | / | (6.6) | / | / | 5.7 | . |
| 213 | WEIBLICH | 6.0 | 1.5 | - | . | / | (7.4) | / | / | 5.1 | . |
| 214 | 1 | 36.0 | / | - | . | / | / | / | / | (3.1) | . |
| 215 | 2 | 56.7 | 76.0 | - | . | / | / | / | / | 85.6 | . |
| 216 | 3 | (7.4) | / | - | . | / | / | / | / | 11.4 | . |

*) ERLAEUTERUNGEN HIERZU IN DER EINFUEHRUNG.

ZWEIG, GESCHLECHT UND LEISTUNGSGRUPPE IN % *)
1993

| NIEDER- SACHSEN | NORDRHEIN- WESTFALEN | RHEINLAND- PFALZ | SAARLAND | SACHSEN | SACHSEN- ANHALT | SCHLESWIG- HOLSTEIN | THUE- RINGEN | FRUEHERES BUNDES- GEBIET | NEUE LAENDER U. BERLIN-OST | LAUFENDE NUMMER |
|--|-------------------------|---------------------|----------|---------|--------------------|------------------------|-----------------|--------------------------------|----------------------------------|--------------------|
| TORFGEWINNUNG | | | | | | | | | | |
| 0.7 | 0.0 | . | / | . | . | / | 0.0 | 0.1 | 0.1 | 145 |
| | | | | | | | | | | 146 |
| | | | | | | | | | | 147 |
| | | | | | | | | | | 148 |
| | | | | | | | | | | 149 |
| 64.8 | 63.4 | . | / | . | . | / | (45.2) | 64.9 | 61.1 | 150 |
| 26.9 | 27.9 | . | / | . | . | / | (54.8) | 26.9 | 38.9 | 151 |
| 8.4 | (8.7) | . | / | . | . | / | / | 8.2 | / | 152 |
| | | | | | | | | | | 153 |
| | | | | | | | | | | 154 |
| | | | | | | | | | | 155 |
| | | | | | | | | | | 156 |
| TIONSGUETERINDUSTRIE | | | | | | | | | | |
| 14.4 | 21.2 | 25.2 | 70.2 | 10.7 | 15.7 | 12.0 | 8.8 | 18.9 | 11.6 | 157 |
| 43.5 | 44.4 | 50.2 | 73.6 | 58.0 | 56.2 | 45.2 | 46.7 | 50.4 | 56.7 | 158 |
| 40.4 | 40.8 | 41.3 | 24.5 | 36.0 | 38.1 | 34.5 | 42.6 | 37.7 | 36.4 | 159 |
| 16.1 | 14.8 | 8.5 | 1.9 | 6.0 | 5.7 | 20.2 | 10.8 | 11.9 | 6.9 | 160 |
| 91.2 | 93.8 | 93.8 | 98.5 | 86.3 | 82.5 | 85.1 | 84.6 | 92.4 | 84.7 | 161 |
| 47.3 | 46.7 | 52.8 | 74.5 | 63.1 | 60.9 | 52.3 | 50.9 | 53.9 | 61.5 | 162 |
| 41.7 | 41.4 | 41.1 | 24.2 | 32.5 | 35.8 | 35.1 | 40.9 | 37.5 | 33.7 | 163 |
| 11.1 | 11.9 | 6.2 | 1.3 | 4.4 | 3.3 | 12.6 | 8.2 | 8.6 | 4.8 | 164 |
| 8.8 | 6.2 | 6.7 | 1.5 | 13.7 | 17.5 | 14.9 | 15.4 | 7.6 | 15.3 | 165 |
| 4.7 | 9.3 | 14.3 | 18.4 | 25.5 | 34.4 | 5.0 | 23.5 | 8.1 | 30.2 | 166 |
| 27.8 | 31.6 | 44.2 | 42.3 | 58.0 | 49.0 | 31.4 | 51.8 | 39.9 | 51.3 | 167 |
| 67.6 | 59.1 | 41.5 | 39.3 | 16.5 | 16.6 | 63.6 | 24.7 | 52.1 | 18.5 | 168 |
| UND ERDEN (OHNE VERARBEITUNG VON ASBEST) | | | | | | | | | | |
| 2.9 | 1.6 | 3.8 | 0.4 | 3.5 | 3.6 | 2.7 | 3.6 | 2.4 | 3.6 | 169 |
| 44.0 | 39.0 | 37.7 | 35.2 | 62.3 | 51.8 | 54.6 | 42.5 | 44.0 | 55.7 | 170 |
| 45.0 | 45.6 | 51.0 | 48.8 | 32.2 | 43.4 | 37.5 | 46.9 | 44.1 | 37.1 | 171 |
| 11.1 | 15.4 | 11.3 | 16.0 | 5.5 | 4.8 | 7.9 | 10.6 | 11.9 | 7.3 | 172 |
| 97.8 | 97.0 | 97.4 | 98.9 | 96.1 | 93.5 | 99.0 | 94.8 | 97.4 | 95.2 | 173 |
| 44.9 | 40.1 | 38.7 | 35.6 | 63.6 | 54.0 | 55.1 | 44.0 | 45.1 | 57.4 | 174 |
| 45.5 | 46.3 | 51.8 | 49.4 | 31.6 | 42.3 | 37.4 | 46.5 | 44.1 | 36.2 | 175 |
| 9.5 | 13.5 | 9.6 | 15.1 | 4.8 | 3.7 | 7.5 | 9.5 | 10.8 | 6.4 | 176 |
| 2.2 | 3.0 | 2.6 | (1.1) | 3.9 | 6.5 | (1.0) | 5.2 | 2.6 | 4.8 | 177 |
| / | (2.6) | / | / | 28.4 | 20.5 | / | (15.1) | 2.9 | 21.6 | 178 |
| 21.6 | 21.6 | 22.4 | / | 48.2 | 58.6 | (50.0) | 53.9 | 44.7 | 53.7 | 179 |
| 76.5 | 75.8 | 75.2 | (100.0) | 23.4 | 20.9 | (50.0) | 31.0 | 52.4 | 24.7 | 180 |
| STAHLVERFORMUNG, OBERFLAECHEVEREDLUNG, HAERTUNG) | | | | | | | | | | |
| 3.0 | 8.2 | 2.3 | 67.6 | 2.4 | 2.1 | 1.0 | 1.2 | 6.9 | 2.2 | 181 |
| 46.7 | 48.5 | 60.4 | 75.2 | 64.7 | 49.6 | 59.0 | 62.0 | 62.6 | 62.6 | 182 |
| 43.8 | 37.6 | 34.7 | 23.7 | 31.5 | 39.0 | 38.7 | 24.5 | 31.3 | 31.8 | 183 |
| 9.5 | 14.0 | 4.9 | 1.1 | 3.8 | 11.5 | (2.3) | 13.5 | 6.1 | 5.6 | 184 |
| 97.6 | 97.3 | 97.5 | 99.1 | 94.5 | 94.3 | 97.1 | 94.4 | 98.1 | 91.0 | 185 |
| 47.6 | 49.5 | 61.6 | 75.6 | 66.7 | 51.6 | 60.7 | 63.2 | 63.5 | 65.5 | 186 |
| 43.8 | 37.9 | 35.1 | 23.5 | 30.0 | 38.6 | 37.3 | 23.1 | 31.1 | 29.5 | 187 |
| 8.7 | 12.6 | 3.3 | 0.8 | 3.4 | 9.8 | (2.0) | 13.7 | 5.4 | 5.0 | 188 |
| 2.4 | 2.7 | 2.5 | 0.9 | 5.5 | 5.7 | (2.9) | 5.6 | 1.9 | 9.0 | 189 |
| 11.4 | 10.5 | (12.5) | (30.2) | 30.9 | (16.7) | / | (40.7) | 15.2 | 33.2 | 190 |
| 46.7 | 26.7 | (17.5) | 43.3 | 57.7 | 44.7 | (86.7) | (48.1) | 40.8 | 55.4 | 191 |
| 42.0 | 62.8 | 70.0 | 26.5 | (11.4) | 38.7 | / | / | 43.9 | 11.5 | 192 |
| SCHAFFENDE INDUSTRIE | | | | | | | | | | |
| . | 5.5 | 1.1 | 65.7 | 1.0 | 1.0 | / | / | 5.4 | 1.1 | 193 |
| . | 55.1 | 84.0 | 75.8 | 78.1 | 53.7 | / | / | 69.1 | 70.4 | 194 |
| . | 36.2 | 12.8 | 23.1 | 21.5 | 24.0 | / | / | 27.5 | 24.5 | 195 |
| . | 8.7 | 3.2 | 1.1 | / | 22.3 | / | / | 3.4 | 5.1 | 196 |
| . | 98.4 | 98.8 | 99.1 | 93.7 | 93.2 | / | / | 98.9 | 87.9 | 197 |
| . | 55.6 | 84.6 | 76.2 | 81.1 | 56.8 | / | / | 69.5 | 75.3 | 198 |
| . | 36.2 | 12.8 | 22.9 | 18.7 | 23.6 | / | / | 27.4 | 20.3 | 199 |
| . | 8.2 | 2.6 | 0.8 | / | 19.6 | / | / | 3.1 | 4.4 | 200 |
| . | 1.6 | (1.2) | 0.9 | 6.3 | 6.8 | / | / | 1.1 | 12.1 | 201 |
| . | 23.9 | (37.0) | (30.7) | 33.6 | / | / | / | 28.3 | 35.1 | 202 |
| . | 35.1 | / | (42.9) | 62.6 | (28.9) | / | / | 39.1 | 55.0 | 203 |
| . | 40.9 | (51.9) | (26.4) | / | 60.2 | / | / | 32.6 | 9.9 | 204 |
| TEMPERGIESSEREI | | | | | | | | | | |
| 0.4 | 1.3 | 0.6 | 1.1 | 1.1 | 0.7 | 0.5 | 1.0 | 0.8 | 0.8 | 205 |
| 52.1 | 39.1 | 49.1 | 54.7 | 56.6 | 59.7 | 70.7 | 60.4 | 43.2 | 56.7 | 206 |
| 46.2 | 31.0 | 48.3 | 43.9 | 39.1 | 39.9 | 28.9 | 24.8 | 41.8 | 37.6 | 207 |
| (1.7) | 29.9 | 2.6 | 1.4 | 4.3 | / | / | 14.8 | 15.0 | 5.6 | 208 |
| 99.5 | 95.8 | 97.7 | 99.6 | 96.6 | 97.2 | 99.4 | 95.2 | 96.3 | 95.2 | 209 |
| 52.3 | 40.7 | 50.0 | 54.9 | 57.4 | 59.9 | 71.1 | 61.9 | 44.5 | 58.1 | 210 |
| 46.0 | 31.4 | 48.8 | 43.7 | 38.4 | 39.8 | 28.7 | 22.8 | 41.6 | 36.4 | 211 |
| (1.7) | 27.9 | (1.2) | 1.4 | 4.1 | / | / | 15.3 | 14.0 | 5.6 | 212 |
| / | 4.2 | (2.3) | (0.4) | 3.4 | (2.8) | / | 4.8 | 3.7 | 4.8 | 213 |
| / | (3.3) | / | / | (33.3) | (52.2) | / | (31.7) | 9.0 | 30.5 | 214 |
| / | 20.8 | / | / | 58.3 | (43.5) | / | (63.4) | 48.8 | 62.6 | 215 |
| / | 75.9 | (62.1) | / | / | / | / | / | 42.2 | (6.8) | 216 |

1) GEWINNUNG VON ERDOEL, ERDGAS; SONSTIGER BERGBAU

2 ANGABEN ZUR STRUKTUR DER ARBEITER NACH WIRTSCHAFTS
OKTOBER

| LAUFENDE NUMMER | GESCHLECHT LEISTUNGS- GRUPPE | BADEN- WÜRTTEMBERG | BAYERN | BERLIN | | | BRANDEN- BURG | BREMEN | HAMBURG | HESSEN | MECKLEN- BURG- VORPOMMERN |
|-------------------------------|------------------------------------|-----------------------|--------|-----------|--------|--------|------------------|--------|---------|---------|---------------------------------|
| | | | | INSGESAMT | (WEST) | (OST) | | | | | |
| ZIEHEREIEN, | | | | | | | | | | | |
| 217 | ZUSAMMEN | 0.2 | 0.2 | - | . | / | 0.6 | . | / | 0.2 | . |
| 218 | 1 | 44.1 | 35.2 | - | . | / | 69.9 | . | / | 24.4 | . |
| 219 | 2 | 38.5 | 56.1 | - | . | / | 25.2 | . | / | 60.1 | . |
| 220 | 3 | 17.4 | 8.7 | - | . | / | (4.9) | . | / | 15.4 | . |
| 221 | MAENNLICH | 96.7 | 88.9 | - | . | / | 95.5 | . | / | 83.4 | . |
| 222 | 1 | 45.4 | 38.9 | - | . | / | 71.2 | . | / | 29.0 | . |
| 223 | 2 | 39.3 | 52.0 | - | . | / | 25.4 | . | / | 60.5 | . |
| 224 | 3 | 15.2 | 9.0 | - | . | / | (3.3) | . | / | 10.5 | . |
| 225 | WEIBLICH | 3.3 | 11.1 | - | . | / | (4.5) | . | / | 16.6 | . |
| 226 | 1 | / | / | - | . | / | / | . | / | / | . |
| 227 | 2 | / | 88.6 | - | . | / | / | . | / | 58.1 | . |
| 228 | 3 | 80.9 | / | - | . | / | / | . | / | 40.3 | . |
| NE-METALLERZEUGUNG, NE-METALL | | | | | | | | | | | |
| 229 | ZUSAMMEN | 1.5 | 1.5 | - | 1.0 | 0.6 | 0.1 | . | . | 0.4 | . |
| 230 | 1 | 59.7 | 33.3 | - | 53.1 | 55.1 | 77.5 | . | . | 41.0 | . |
| 231 | 2 | 24.3 | 53.4 | - | 40.3 | 35.4 | (20.2) | . | . | 48.6 | . |
| 232 | 3 | 16.0 | 13.3 | - | 6.6 | (9.6) | / | . | . | 10.4 | . |
| 233 | MAENNLICH | 90.4 | 87.6 | - | 91.1 | 82.8 | 87.6 | . | . | 90.9 | . |
| 234 | 1 | 64.9 | 37.5 | - | 57.8 | 65.2 | 82.1 | . | . | 44.3 | . |
| 235 | 2 | 23.6 | 51.9 | - | 38.8 | 27.4 | (15.4) | . | . | 48.6 | . |
| 236 | 3 | 11.5 | 10.6 | - | (3.4) | (7.3) | / | . | . | 7.1 | . |
| 237 | WEIBLICH | 9.6 | 12.4 | - | 8.9 | 17.2 | (12.4) | . | . | 9.1 | . |
| 238 | 1 | 10.1 | 3.5 | - | / | / | / | . | . | / | . |
| 239 | 2 | 31.2 | 64.1 | - | 56.3 | (73.5) | / | . | . | 49.2 | . |
| 240 | 3 | 58.6 | 32.4 | - | 38.8 | / | / | . | . | 43.3 | . |
| DARUNTER: NE- | | | | | | | | | | | |
| 241 | ZUSAMMEN | 0.8 | 0.5 | - | 0.5 | . | . | . | . | 0.2 | . |
| 242 | 1 | 54.0 | 41.4 | - | 61.5 | . | . | . | . | 39.7 | . |
| 243 | 2 | 26.8 | 48.7 | - | 29.1 | . | . | . | . | 42.1 | . |
| 244 | 3 | 19.2 | 10.0 | - | 9.4 | . | . | . | . | 18.3 | . |
| 245 | MAENNLICH | 87.8 | 86.2 | - | 83.3 | . | . | . | . | 91.5 | . |
| 246 | 1 | 60.7 | 47.6 | - | 72.7 | . | . | . | . | 43.1 | . |
| 247 | 2 | 26.3 | 48.9 | - | 24.5 | . | . | . | . | 44.8 | . |
| 248 | 3 | 13.1 | 3.4 | - | (2.8) | . | . | . | . | 12.1 | . |
| 249 | WEIBLICH | 12.2 | 13.8 | - | 16.7 | . | . | . | . | 8.5 | . |
| 250 | 1 | 5.6 | (2.1) | - | / | . | . | . | . | / | . |
| 251 | 2 | 30.5 | 47.0 | - | 52.1 | . | . | . | . | / | . |
| 252 | 3 | 63.8 | 50.9 | - | 42.5 | . | . | . | . | 84.8 | . |
| MINERALÖL | | | | | | | | | | | |
| 253 | ZUSAMMEN | 0.1 | 0.2 | - | / | / | . | . | 2.8 | 0.0 | / |
| 254 | 1 | 82.5 | 64.6 | - | / | / | . | . | 85.3 | (30.3) | / |
| 255 | 2 | 16.5 | 35.1 | - | / | / | . | . | 12.9 | (27.3) | / |
| 256 | 3 | (1.0) | / | - | / | / | . | . | (1.8) | (42.4) | / |
| 257 | MAENNLICH | 98.7 | 99.8 | - | / | / | . | . | 96.9 | 81.8 | / |
| 258 | 1 | 83.1 | 64.8 | - | / | / | . | . | 87.4 | (37.0) | / |
| 259 | 2 | 15.9 | 35.1 | - | / | / | . | . | 11.9 | (33.3) | / |
| 260 | 3 | (1.1) | / | - | / | / | . | . | (0.7) | (29.6) | / |
| 261 | WEIBLICH | (1.3) | / | - | / | / | . | . | 3.1 | (18.2) | / |
| 262 | 1 | / | / | - | / | / | . | . | / | / | / |
| 263 | 2 | / | / | - | / | / | . | . | (46.2) | / | / |
| 264 | 3 | / | / | - | / | / | . | . | (36.5) | (100.0) | / |
| CHEMISCHE INDUSTRIE (OHNE | | | | | | | | | | | |
| 265 | ZUSAMMEN | 3.1 | 3.0 | - | . | 1.1 | 1.7 | 1.1 | 6.1 | 9.9 | 0.5 |
| 266 | 1 | 42.0 | 44.8 | - | . | 42.2 | 39.5 | 13.3 | 40.2 | 55.1 | 78.6 |
| 267 | 2 | 44.3 | 41.5 | - | . | 43.0 | 50.4 | 37.8 | 46.5 | 34.4 | 19.5 |
| 268 | 3 | 13.7 | 13.7 | - | . | 14.8 | 10.1 | 48.9 | 13.2 | 10.5 | / |
| 269 | MAENNLICH | 76.1 | 79.4 | - | . | 50.9 | 81.4 | 68.2 | 72.1 | 81.8 | 94.7 |
| 270 | 1 | 53.5 | 55.0 | - | . | 58.3 | 44.0 | 18.7 | 53.3 | 64.4 | 81.0 |
| 271 | 2 | 42.3 | 40.6 | - | . | 39.4 | 48.6 | 52.2 | 40.4 | 32.3 | 18.1 |
| 272 | 3 | 4.3 | 4.3 | - | . | / | 7.4 | 29.2 | 6.3 | 3.3 | / |
| 273 | WEIBLICH | 23.9 | 20.6 | - | . | 49.1 | 18.6 | 31.8 | 27.9 | 18.2 | (5.3) |
| 274 | 1 | 5.3 | 5.2 | - | . | 25.4 | 20.3 | / | 6.6 | 13.1 | / |
| 275 | 2 | 51.0 | 44.8 | - | . | 46.7 | 58.2 | (6.9) | 62.3 | 43.9 | / |
| 276 | 3 | 43.7 | 50.0 | - | . | 27.8 | 21.5 | 91.3 | 31.1 | 43.0 | / |
| HERSTELLUNG VON | | | | | | | | | | | |
| 277 | ZUSAMMEN | 0.3 | 0.7 | - | . | / | . | / | / | . | / |
| 278 | 1 | 25.1 | 26.2 | - | . | / | . | / | / | . | / |
| 279 | 2 | 62.2 | 30.2 | - | . | / | . | / | / | . | / |
| 280 | 3 | 12.7 | 43.6 | - | . | / | . | / | / | . | / |
| 281 | MAENNLICH | 92.3 | 92.3 | - | . | / | . | / | / | . | / |
| 282 | 1 | 27.2 | 28.0 | - | . | / | . | / | / | . | / |
| 283 | 2 | 63.2 | 30.6 | - | . | / | . | / | / | . | / |
| 284 | 3 | 9.6 | 41.4 | - | . | / | . | / | / | . | / |
| 285 | WEIBLICH | 7.7 | 7.7 | - | . | / | . | / | / | . | / |
| 286 | 1 | / | (4.9) | - | . | / | . | / | / | . | / |
| 287 | 2 | 50.8 | 25.2 | - | . | / | . | / | / | . | / |
| 288 | 3 | 49.2 | 69.9 | - | . | / | . | / | / | . | / |

*) ERLAEUTERUNGEN HIERZU IN DER EINFUEHRUNG.

ZWEIG, GESCHLECHT UND LEISTUNGSGRUPPE IN % *)
1993

| NIEDER- SACHSEN | NORDRHEIN- WESTFALEN | RHEINLAND- PFA LZ | SAARLAND | SACHSEN | SACHSEN- ANHALT | SCHLESWIG- HOLSTEIN | THUE- RINGEN | FRUEHERES BUNDES- GEBIET | NEUE LAENDER U. BERLIN-OST | LAUFENDE NUMMER |
|-----------------------------------|-------------------------|----------------------|----------|---------|--------------------|------------------------|-----------------|--------------------------------|----------------------------------|--------------------|
| KALTWALZWERKE | | | | | | | | | | |
| 0.6 | 1.3 | 0.5 | 0.8 | 0.3 | 0.3 | 0.3 | 0.1 | 0.6 | 0.3 | 217 |
| 26.9 | 30.9 | 24.8 | 55.6 | 44.9 | 32.5 | 20.7 | 78.8 | 32.5 | 51.9 | 218 |
| 56.1 | 50.4 | 63.6 | 43.7 | 40.0 | 65.5 | 72.6 | (16.5) | 51.5 | 40.9 | 219 |
| 17.1 | 18.6 | 11.6 | (0.7) | 15.1 | / | (6.7) | / | 16.0 | 7.2 | 220 |
| 92.0 | 95.0 | 94.4 | 99.6 | 88.1 | 92.7 | 92.3 | 84.7 | 94.3 | 91.7 | 221 |
| 29.0 | 32.5 | 26.2 | 55.8 | 48.0 | 34.0 | 22.4 | 80.6 | 34.3 | 54.0 | 222 |
| 56.5 | 51.6 | 66.4 | 43.7 | 39.0 | 64.4 | 71.1 | (19.4) | 52.2 | 40.5 | 223 |
| 14.5 | 16.0 | 7.4 | / | 13.0 | / | (6.5) | / | 13.5 | 5.6 | 224 |
| 8.0 | 5.0 | 5.6 | / | 11.9 | (7.3) | (7.7) | (15.3) | 5.7 | 8.3 | 225 |
| / | (1.8) | / | / | (22.6) | / | / | / | 2.3 | 29.1 | 226 |
| 51.1 | 28.8 | (15.9) | / | (47.2) | (80.0) | (90.9) | / | 40.0 | 45.3 | 227 |
| 46.2 | 69.4 | 82.5 | / | (30.2) | / | / | / | 57.7 | (25.6) | 228 |
| HALBZEUGWERKE, NE-METALLGIESSEREI | | | | | | | | | | |
| 1.3 | 2.2 | 0.9 | 0.1 | 0.8 | 1.9 | 0.5 | 0.2 | 1.5 | 0.8 | 229 |
| 49.5 | 34.4 | 68.3 | 43.8 | 59.5 | 55.3 | 48.1 | 58.1 | 42.3 | 57.8 | 230 |
| 45.6 | 43.1 | 20.5 | (14.4) | 36.7 | 43.1 | 40.5 | 39.0 | 40.9 | 40.0 | 231 |
| 4.9 | 22.4 | 11.1 | 41.8 | 3.8 | (0.5) | 11.4 | / | 16.8 | 2.1 | 232 |
| 96.5 | 92.2 | 93.4 | 72.6 | 90.8 | 90.2 | 89.7 | 95.6 | 91.5 | 90.1 | 233 |
| 50.8 | 36.9 | 73.1 | 60.3 | 61.5 | 59.5 | 53.6 | 58.5 | 45.7 | 60.8 | 234 |
| 45.1 | 45.1 | 20.1 | (19.9) | 35.0 | 40.2 | 42.8 | 40.8 | 41.2 | 37.4 | 235 |
| 4.1 | 18.0 | 6.8 | (19.9) | 3.5 | / | (3.5) | / | 13.1 | 1.7 | 236 |
| 3.5 | 7.8 | 6.6 | 27.4 | 9.2 | 9.8 | 10.3 | / | 8.5 | 9.9 | 237 |
| (12.0) | 4.8 | / | / | 40.3 | 27.7 | / | / | 5.7 | 30.4 | 238 |
| 60.1 | 20.3 | 26.0 | / | 52.9 | 70.6 | (20.0) | / | 37.6 | 64.1 | 239 |
| 27.9 | 74.8 | 72.4 | 100.0 | / | / | 80.0 | / | 56.7 | (5.5) | 240 |
| METALLGIESSEREI | | | | | | | | | | |
| . | 0.6 | 0.3 | 0.1 | 0.2 | 0.4 | 0.3 | 0.2 | 0.5 | 0.2 | 241 |
| . | 31.3 | 58.4 | 54.3 | 49.9 | 57.3 | 58.6 | 58.1 | 44.4 | 53.3 | 242 |
| . | 39.3 | 30.8 | (17.9) | 47.4 | 42.2 | 29.0 | 39.0 | 35.9 | 43.5 | 243 |
| . | 29.4 | 10.8 | 27.8 | (2.8) | / | 12.5 | / | 19.7 | 3.2 | 244 |
| . | 87.8 | 87.7 | 80.2 | 95.5 | 92.6 | 92.2 | 95.6 | 87.9 | 91.9 | 245 |
| . | 34.8 | 66.2 | 67.7 | 51.2 | 60.0 | 63.6 | 58.5 | 49.8 | 56.3 | 246 |
| . | 43.4 | 29.8 | (22.3) | 45.9 | 39.6 | 31.4 | 40.8 | 37.1 | 41.1 | 247 |
| . | 21.9 | (4.0) | (10.0) | (2.9) | / | (5.1) | / | 13.1 | (2.6) | 248 |
| . | 12.2 | 12.3 | 19.8 | (4.5) | 7.4 | (7.8) | / | 12.1 | 8.1 | 249 |
| . | 6.6 | / | / | / | / | / | / | 5.1 | (18.9) | 250 |
| . | 10.0 | 37.6 | / | (77.8) | (75.8) | / | / | 27.2 | 70.5 | 251 |
| . | 83.4 | 60.0 | 100.0 | / | / | (100.0) | / | 67.7 | (10.5) | 252 |
| VERARBEITUNG | | | | | | | | | | |
| 0.2 | 0.3 | 0.1 | . | 0.4 | 0.7 | 0.4 | / | 0.2 | 0.5 | 253 |
| 71.1 | 86.6 | 78.2 | . | 83.5 | 73.1 | 91.0 | / | 80.5 | 82.3 | 254 |
| 25.2 | 11.1 | 21.8 | . | 13.2 | 25.4 | 7.9 | / | 17.3 | 16.4 | 255 |
| 3.7 | 2.3 | / | . | (3.3) | (1.4) | / | / | 2.2 | 1.2 | 256 |
| 99.2 | 98.0 | 95.1 | . | 72.2 | 78.9 | 99.6 | / | 98.1 | 78.8 | 257 |
| 71.7 | 87.6 | 81.8 | . | 90.9 | 79.7 | 91.0 | / | 81.6 | 86.6 | 258 |
| 25.4 | 10.4 | 18.2 | . | 8.0 | 20.2 | 8.0 | / | 16.7 | 13.1 | 259 |
| (2.9) | 2.0 | / | . | / | / | / | / | 1.7 | / | 260 |
| / | 2.0 | (4.9) | . | 27.8 | 21.1 | / | / | 1.9 | 21.2 | 261 |
| / | (39.7) | / | . | 48.6 | 64.2 | / | / | 25.6 | 66.5 | 262 |
| / | 46.5 | (91.7) | . | 26.8 | 45.2 | / | / | 45.4 | 28.7 | 263 |
| / | (13.8) | / | . | (8.9) | (6.2) | / | / | 29.0 | (4.7) | 264 |
| HERSTELLUNG VON CHEMIEFASERN) | | | | | | | | | | |
| 3.3 | 6.6 | 14.5 | 0.5 | 1.9 | 7.1 | 4.5 | 1.0 | 5.1 | 2.8 | 265 |
| 38.9 | 44.6 | 55.0 | 26.8 | 45.9 | 59.7 | 39.1 | 49.8 | 46.4 | 54.3 | 266 |
| 41.4 | 44.0 | 39.4 | 61.9 | 44.6 | 34.1 | 29.2 | 40.0 | 41.1 | 38.1 | 267 |
| 19.7 | 11.3 | 5.7 | 11.3 | 9.6 | 6.2 | 31.6 | 10.2 | 12.4 | 7.6 | 268 |
| 80.7 | 90.0 | 90.8 | 55.0 | 65.8 | 71.7 | 70.6 | 60.4 | 83.9 | 70.5 | 269 |
| 46.9 | 48.3 | 58.8 | 43.8 | 58.8 | 68.6 | 53.7 | 57.0 | 53.6 | 63.7 | 270 |
| 43.8 | 44.6 | 38.3 | 49.5 | 35.1 | 29.4 | 29.4 | 34.3 | 40.7 | 32.7 | 271 |
| 9.3 | 7.1 | 2.9 | 6.7 | 6.1 | 2.0 | 17.0 | 8.7 | 5.7 | 3.6 | 272 |
| 19.3 | 10.0 | 9.2 | 45.0 | 34.2 | 28.3 | 29.4 | 39.6 | 16.1 | 29.5 | 273 |
| 5.3 | 11.5 | 17.0 | (6.0) | 21.1 | 37.2 | 4.2 | 38.8 | 9.0 | 31.8 | 274 |
| 31.2 | 39.1 | 49.6 | 77.1 | 62.7 | 45.9 | 29.0 | 48.6 | 43.5 | 51.1 | 275 |
| 63.5 | 49.4 | 33.4 | 16.9 | 16.2 | 16.9 | 66.8 | 12.6 | 47.5 | 17.1 | 276 |
| CHEMIEFASERN | | | | | | | | | | |
| . | / | / | / | . | / | . | . | 0.3 | 0.5 | 277 |
| . | / | / | / | . | / | . | . | 23.7 | 43.2 | 278 |
| . | / | / | / | . | / | . | . | 40.4 | 40.2 | 279 |
| . | / | / | / | . | / | . | . | 35.9 | 16.6 | 280 |
| . | / | / | / | . | / | . | . | 92.4 | 63.1 | 281 |
| . | / | / | / | . | / | . | . | 25.4 | 57.7 | 282 |
| . | / | / | / | . | / | . | . | 40.9 | 33.7 | 283 |
| . | / | / | / | . | / | . | . | 33.7 | 8.6 | 284 |
| . | / | / | / | . | / | . | . | 7.6 | 36.9 | 285 |
| . | / | / | / | . | / | . | . | (3.4) | 18.5 | 286 |
| . | / | / | / | . | / | . | . | 34.3 | 51.4 | 287 |
| . | / | / | / | . | / | . | . | 62.3 | 30.2 | 288 |

| LAUFENDE NUMMER | GESCHLECHT LEISTUNGS- GRUPPE | BADEN- WÜRTTEMBERG | BAYERN | BERLIN | | | BRANDEN- BURG | BREMEN | HAMBURG | HESSEN | MECKLEN- BURG- VORPOMMERN |
|-------------------------------|------------------------------------|-----------------------|--------|-----------|--------|-------|------------------|--------|---------|--------|---------------------------------|
| | | | | INSGESAMT | (WEST) | (OST) | | | | | |
| HOLZBE | | | | | | | | | | | |
| 289 | ZUSAMMEN | 0.5 | 0.8 | - | . | / | 0.7 | 0.8 | . | 0.7 | 1.1 |
| 290 | 1 | 30.7 | 28.4 | - | . | / | 68.9 | 58.3 | . | 45.5 | 77.6 |
| 291 | 2 | 38.1 | 46.1 | - | . | / | 22.8 | 29.3 | . | 29.6 | 21.5 |
| 292 | 3 | 31.1 | 25.4 | - | . | / | (8.3) | 12.4 | . | 24.9 | / |
| 293 | MAENNLICH | 90.8 | 93.2 | - | . | / | 88.3 | 97.2 | . | 93.4 | 85.9 |
| 294 | 1 | 33.7 | 29.7 | - | . | / | 71.8 | 59.9 | . | 48.1 | 82.0 |
| 295 | 2 | 40.5 | 47.3 | - | . | / | 21.7 | 28.4 | . | 30.1 | 17.1 |
| 296 | 3 | 25.8 | 23.0 | - | . | / | (6.5) | 11.6 | . | 21.8 | / |
| 297 | WEIBLICH | 9.2 | 6.8 | - | . | / | 11.7 | (2.8) | . | 6.6 | 14.1 |
| 298 | 1 | / | 11.8 | - | . | / | (47.6) | / | . | (9.1) | 50.7 |
| 299 | 2 | 15.1 | 29.7 | - | . | / | (30.8) | / | . | 22.4 | 48.0 |
| 300 | 3 | 84.1 | 58.6 | - | . | / | / | / | . | 68.5 | / |
| DAVON: SÄGE-, HOBEL-, HOLZ | | | | | | | | | | | |
| 301 | ZUSAMMEN | 0.4 | 0.5 | - | . | / | 0.7 | 0.8 | . | 0.7 | 0.4 |
| 302 | 1 | 27.0 | 25.1 | - | . | / | 68.9 | 58.3 | . | 45.5 | 71.6 |
| 303 | 2 | 38.7 | 40.6 | - | . | / | 22.8 | 29.3 | . | 29.6 | 26.0 |
| 304 | 3 | 34.3 | 34.3 | - | . | / | (8.3) | 12.4 | . | 24.9 | / |
| 305 | MAENNLICH | 89.6 | 92.9 | - | . | / | 88.3 | 97.2 | . | 93.4 | 91.5 |
| 306 | 1 | 30.1 | 26.9 | - | . | / | 71.8 | 59.9 | . | 48.1 | 73.5 |
| 307 | 2 | 41.6 | 40.8 | - | . | / | 21.7 | 28.4 | . | 30.1 | 24.3 |
| 308 | 3 | 28.4 | 32.3 | - | . | / | (6.5) | 11.6 | . | 21.8 | / |
| 309 | WEIBLICH | 10.4 | 7.1 | - | . | / | 11.7 | (2.8) | . | 6.6 | (8.5) |
| 310 | 1 | / | / | - | . | / | (47.6) | / | . | (9.1) | / |
| 311 | 2 | 14.4 | 37.4 | - | . | / | (30.8) | / | . | 22.4 | / |
| 312 | 3 | 85.0 | 61.0 | - | . | / | / | / | . | 68.5 | / |
| SPERRHOLZ-, HOLZFASERPLATTEN- | | | | | | | | | | | |
| 313 | ZUSAMMEN | 0.1 | 0.3 | - | . | / | / | / | / | / | . |
| 314 | 1 | 51.9 | 33.5 | - | . | / | / | / | / | / | . |
| 315 | 2 | 34.8 | 54.4 | - | . | / | / | / | / | / | . |
| 316 | 3 | 13.2 | 12.1 | - | . | / | / | / | / | / | . |
| 317 | MAENNLICH | 97.9 | 93.7 | - | . | / | / | / | / | / | . |
| 318 | 1 | 52.8 | 33.8 | - | . | / | / | / | / | / | . |
| 319 | 2 | 34.9 | 57.0 | - | . | / | / | / | / | / | . |
| 320 | 3 | 12.3 | 9.2 | - | . | / | / | / | / | / | . |
| 321 | WEIBLICH | (2.1) | 6.3 | - | . | / | / | / | / | / | . |
| 322 | 1 | / | 29.0 | - | . | / | / | / | / | / | . |
| 323 | 2 | / | (16.6) | - | . | / | / | / | / | / | . |
| 324 | 3 | / | 54.5 | - | . | / | / | / | / | / | . |
| ZELLSTOFF-, HOLZSCHLIFF-, | | | | | | | | | | | |
| 325 | ZUSAMMEN | 1.0 | 0.7 | - | . | / | . | / | . | 0.3 | . |
| 326 | 1 | 46.0 | 51.3 | - | . | / | . | / | . | 42.4 | . |
| 327 | 2 | 42.3 | 44.3 | - | . | / | . | / | . | 45.5 | . |
| 328 | 3 | 11.7 | 4.4 | - | . | / | . | / | . | 12.1 | . |
| 329 | MAENNLICH | 96.2 | 96.3 | - | . | / | . | / | . | 88.0 | . |
| 330 | 1 | 47.7 | 53.1 | - | . | / | . | / | . | 46.4 | . |
| 331 | 2 | 42.7 | 44.1 | - | . | / | . | / | . | 43.0 | . |
| 332 | 3 | 9.7 | 2.8 | - | . | / | . | / | . | 10.6 | . |
| 333 | WEIBLICH | 3.8 | 3.7 | - | . | / | . | / | . | 12.0 | . |
| 334 | 1 | (4.3) | / | - | . | / | . | / | . | (13.2) | . |
| 335 | 2 | 32.3 | 51.2 | - | . | / | . | / | . | 63.6 | . |
| 336 | 3 | 63.3 | 44.5 | - | . | / | . | / | . | (23.3) | . |
| GUMMIVERARBEITUNG, | | | | | | | | | | | |
| 337 | ZUSAMMEN | 1.0 | 0.5 | - | 0.1 | . | 0.5 | . | . | 3.2 | / |
| 338 | 1 | 28.1 | 22.0 | - | (18.3) | . | 19.1 | . | . | 19.0 | / |
| 339 | 2 | 45.9 | 51.6 | - | 70.4 | . | 65.8 | . | . | 50.1 | / |
| 340 | 3 | 26.0 | 26.4 | - | (11.3) | . | 15.1 | . | . | 30.9 | / |
| 341 | MAENNLICH | 82.0 | 72.3 | - | 80.9 | . | 84.9 | . | . | 86.2 | / |
| 342 | 1 | 33.5 | 29.6 | - | (22.6) | . | 22.2 | . | . | 21.9 | / |
| 343 | 2 | 49.2 | 51.7 | - | 76.3 | . | 65.0 | . | . | 54.3 | / |
| 344 | 3 | 17.3 | 18.7 | - | / | . | 12.8 | . | . | 23.8 | / |
| 345 | WEIBLICH | 18.0 | 27.7 | - | (19.1) | . | 15.1 | . | . | 13.8 | / |
| 346 | 1 | 3.4 | (2.0) | - | / | . | / | . | . | (0.8) | / |
| 347 | 2 | 30.9 | 51.3 | - | (45.5) | . | 70.5 | . | . | 24.0 | / |
| 348 | 3 | 65.8 | 46.7 | - | (54.5) | . | (27.9) | . | . | 75.2 | / |
| INVESTITIONS | | | | | | | | | | | |
| 349 | ZUSAMMEN | 56.1 | 40.2 | - | 39.9 | 38.6 | 15.4 | 55.9 | 41.3 | 42.7 | 26.9 |
| 350 | 1 | 57.4 | 55.5 | - | 59.8 | 70.4 | 56.0 | 82.2 | 83.1 | 55.0 | 79.4 |
| 351 | 2 | 24.7 | 37.1 | - | 23.4 | 24.4 | 35.5 | 15.1 | 14.3 | 34.0 | 18.9 |
| 352 | 3 | 17.9 | 7.5 | - | 16.8 | 5.2 | 8.5 | 2.7 | 2.6 | 11.1 | 1.6 |
| 353 | MAENNLICH | 80.8 | 78.8 | - | 76.8 | 89.4 | 89.1 | 93.8 | 94.2 | 85.1 | 94.4 |
| 354 | 1 | 69.5 | 68.5 | - | 74.8 | 74.9 | 60.8 | 86.6 | 86.5 | 63.2 | 81.4 |
| 355 | 2 | 23.0 | 28.1 | - | 20.4 | 22.1 | 33.3 | 12.8 | 12.3 | 32.3 | 17.4 |
| 356 | 3 | 7.5 | 3.4 | - | 4.8 | 3.0 | 5.9 | 0.6 | 1.2 | 4.5 | 1.2 |
| 357 | WEIBLICH | 19.2 | 21.2 | - | 23.2 | 10.6 | 10.9 | 6.2 | 5.8 | 14.9 | 5.6 |
| 358 | 1 | 6.3 | 7.0 | - | 10.1 | 32.4 | 16.8 | 14.9 | 28.6 | 7.9 | 46.6 |
| 359 | 2 | 32.1 | 70.4 | - | 33.3 | 43.4 | 53.7 | 49.9 | 46.4 | 43.6 | 45.1 |
| 360 | 3 | 61.6 | 22.5 | - | 56.6 | 24.2 | 29.5 | 35.2 | 25.0 | 48.5 | 8.3 |

*) ERLÄUTERUNGEN HIERZU IN DER EINFÜHRUNG.

ZWEIG, GESCHLECHT UND LEISTUNGSGRUPPE IN % *)
1993

| NIEDER- SACHSEN | NORDRHEIN- WESTFALEN | RHEINLAND- PFA LZ | SAARLAND | SACHSEN | SACHSEN- ANHALT | SCHLESWIG- HOLSTEIN | THUE- RINGEN | FRUEHERES BUNDES- GEBIET | NEUE LAENDER U. BERLIN-OST | LAUFENDE NUMMER |
|--------------------------------|-------------------------|----------------------|----------|---------|--------------------|------------------------|-----------------|--------------------------------|----------------------------------|--------------------|
| ARBEITUNG | | | | | | | | | | |
| 0.8 | 0.7 | 1.0 | 0.2 | 0.2 | 0.2 | 0.3 | 0.6 | 0.6 | 0.4 | 289 |
| 40.6 | 43.2 | 48.7 | 64.4 | 58.1 | 34.1 | 19.3 | 42.7 | 38.7 | 59.9 | 290 |
| 40.8 | 44.0 | 37.4 | 11.9 | 29.3 | 62.2 | 54.1 | 44.8 | 40.5 | 32.3 | 291 |
| 18.6 | 12.9 | 13.9 | 23.6 | 12.6 | / | 26.7 | 12.5 | 20.8 | 7.8 | 292 |
| 91.0 | 93.3 | 98.5 | 93.3 | 95.5 | 95.1 | 95.6 | 83.9 | 93.1 | 88.4 | 293 |
| 44.5 | 45.8 | 49.4 | 69.0 | 60.3 | 35.2 | 19.4 | 46.3 | 41.1 | 62.9 | 294 |
| 40.1 | 43.1 | 37.2 | 12.5 | 29.0 | 62.5 | 55.5 | 47.9 | 40.8 | 31.7 | 295 |
| 15.4 | 11.0 | 13.4 | 18.4 | (10.8) | / | 25.1 | (5.7) | 18.1 | 5.4 | 296 |
| 9.0 | 6.7 | (1.5) | (6.7) | (4.5) | / | (4.4) | 16.1 | 6.9 | 11.6 | 297 |
| / | 6.2 | / | / | / | / | / | (23.8) | 5.8 | 36.8 | 298 |
| 48.1 | 55.7 | (50.2) | / | / | / | / | (28.6) | 36.5 | 36.6 | 299 |
| 50.2 | 38.1 | (43.6) | (96.6) | / | / | / | 47.6 | 57.7 | 26.6 | 300 |
| IMPRAEAGNIER- UND FURNIERWERKE | | | | | | | | | | |
| 0.3 | 0.2 | 0.6 | 0.2 | 0.2 | 0.2 | 0.2 | 0.5 | 0.4 | 0.3 | 301 |
| 36.1 | 43.5 | 46.7 | 64.4 | 58.1 | 34.1 | 16.5 | 54.9 | 36.4 | 59.9 | 302 |
| 39.0 | 39.7 | 40.6 | 11.9 | 29.3 | 62.2 | 60.1 | 41.3 | 37.4 | 33.1 | 303 |
| 25.0 | 16.9 | 12.7 | 23.6 | 12.6 | / | 23.4 | / | 26.2 | 7.0 | 304 |
| 98.3 | 94.2 | 99.3 | 93.3 | 95.5 | 95.1 | 98.4 | 90.2 | 93.7 | 91.5 | 305 |
| 36.7 | 45.6 | 47.0 | 69.0 | 60.3 | 35.2 | 16.0 | 54.8 | 38.6 | 61.4 | 306 |
| 39.7 | 38.6 | 40.2 | 12.5 | 29.0 | 62.5 | 60.7 | 42.2 | 38.0 | 32.9 | 307 |
| 23.7 | 15.8 | 12.8 | 18.4 | (10.8) | / | 23.4 | / | 23.4 | 5.7 | 308 |
| (1.7) | 5.8 | / | (6.7) | (4.5) | / | / | (9.8) | 6.3 | 8.5 | 309 |
| / | (8.5) | / | / | / | / | / | (55.6) | 3.7 | 43.4 | 310 |
| / | 57.5 | / | / | / | / | / | (33.3) | 28.7 | 35.3 | 311 |
| (100.0) | 34.0 | / | (96.6) | / | / | / | / | 67.6 | (21.3) | 312 |
| UND HOLZSPANPLATTENWERKE | | | | | | | | | | |
| . | 0.5 | 0.4 | . | / | / | 0.0 | . | 0.3 | 0.1 | 313 |
| . | 43.0 | 52.1 | . | / | / | (33.3) | . | 41.9 | 60.0 | 314 |
| . | 46.2 | 32.0 | . | / | / | (22.9) | . | 44.9 | 29.8 | 315 |
| . | 10.8 | 15.9 | . | / | / | (43.8) | . | 13.2 | 10.5 | 316 |
| . | 92.8 | 97.1 | . | / | / | 81.3 | . | 92.4 | 78.0 | 317 |
| . | 45.9 | 53.4 | . | / | / | (41.0) | . | 44.7 | 68.9 | 318 |
| . | 45.6 | 32.1 | . | / | / | / | . | 44.8 | 27.1 | 319 |
| . | 8.5 | 14.6 | . | / | / | (35.9) | . | 10.5 | (3.9) | 320 |
| . | 7.2 | (2.9) | . | / | / | / | . | 7.6 | 22.0 | 321 |
| . | (5.3) | / | . | / | / | / | . | 8.3 | (28.0) | 322 |
| . | 54.9 | / | . | / | / | / | . | 45.6 | 38.3 | 323 |
| . | 39.9 | (60.9) | . | / | / | / | . | 46.1 | 33.6 | 324 |
| PAPIER- UND PAPPEERZEUGUNG | | | | | | | | | | |
| 1.1 | 0.7 | 1.0 | / | 0.9 | / | 1.1 | 0.5 | 0.7 | 0.5 | 325 |
| 72.1 | 39.0 | 34.5 | / | 54.6 | / | 51.9 | 63.0 | 48.4 | 55.7 | 326 |
| 22.2 | 47.8 | 42.9 | / | 37.8 | / | 37.9 | 34.9 | 41.1 | 39.1 | 327 |
| 5.8 | 13.2 | 22.7 | / | 7.7 | / | 10.2 | / | 10.6 | 5.3 | 328 |
| 96.2 | 95.4 | 93.9 | / | 82.2 | / | 96.8 | 89.8 | 95.6 | 83.4 | 329 |
| 74.7 | 40.7 | 36.5 | / | 61.4 | / | 53.3 | 66.3 | 50.4 | 61.6 | 330 |
| 21.9 | 49.2 | 45.1 | / | 35.2 | / | 36.5 | 32.9 | 41.4 | 36.1 | 331 |
| 3.4 | 10.1 | 18.5 | / | 3.4 | / | 10.2 | / | 8.2 | 2.4 | 332 |
| 3.8 | 4.6 | 6.1 | / | 17.8 | / | 3.2 | 10.2 | 4.4 | 16.6 | 333 |
| / | / | / | / | 23.0 | / | / | (34.1) | 4.9 | 25.9 | 334 |
| 29.4 | 18.2 | (9.1) | / | 49.6 | / | (78.9) | (52.3) | 33.3 | 54.1 | 335 |
| 65.3 | 79.3 | 87.1 | / | 27.4 | / | / | / | 61.8 | 20.0 | 336 |
| VERARBEITUNG VON ASBEST | | | | | | | | | | |
| 1.6 | 0.8 | 1.7 | 1.3 | 0.3 | 0.1 | 0.9 | 0.9 | 1.1 | 0.4 | 337 |
| 19.4 | 27.2 | 22.5 | 25.9 | 31.0 | 33.9 | 25.3 | 26.7 | 25.8 | 27.2 | 338 |
| 33.8 | 34.6 | 58.2 | 43.8 | 64.5 | 60.2 | 54.1 | 54.6 | 43.3 | 60.8 | 339 |
| 46.8 | 38.1 | 19.3 | 30.3 | (4.5) | (5.8) | 20.7 | 18.7 | 30.9 | 12.0 | 340 |
| 79.4 | 84.1 | 96.3 | 85.8 | 74.6 | 70.2 | 74.1 | 63.6 | 83.5 | 73.4 | 341 |
| 23.9 | 31.4 | 23.3 | 30.1 | 39.5 | 42.5 | 31.1 | 39.8 | 30.2 | 34.8 | 342 |
| 40.3 | 38.3 | 59.1 | 50.1 | 60.2 | 55.8 | 63.3 | 56.4 | 46.8 | 60.7 | 343 |
| 35.7 | 30.3 | 17.6 | 19.8 | / | / | 5.6 | (3.8) | 23.0 | 4.4 | 344 |
| 20.6 | 15.9 | 3.7 | 14.2 | 25.4 | 29.8 | 25.9 | 36.4 | 16.5 | 26.6 | 345 |
| (1.8) | 5.1 | / | / | / | / | (8.7) | (3.9) | 3.4 | 6.3 | 346 |
| 8.7 | 15.4 | 34.8 | (5.6) | 77.2 | 70.6 | 27.7 | 51.4 | 25.5 | 60.9 | 347 |
| 89.5 | 79.5 | 62.9 | 93.9 | (16.7) | / | 63.6 | 44.7 | 71.1 | 32.8 | 348 |
| GUETERINDUSTRIE | | | | | | | | | | |
| 42.7 | 38.3 | 32.4 | 15.1 | 32.4 | 23.8 | 35.3 | 23.1 | 41.5 | 26.3 | 349 |
| 44.2 | 52.2 | 46.9 | 53.9 | 65.1 | 67.6 | 65.4 | 56.3 | 54.7 | 65.5 | 350 |
| 51.5 | 25.3 | 33.9 | 34.9 | 28.6 | 28.6 | 22.8 | 35.3 | 30.7 | 28.8 | 351 |
| 4.2 | 22.4 | 19.2 | 11.2 | 6.4 | 3.8 | 11.8 | 8.5 | 14.5 | 5.7 | 352 |
| 86.7 | 83.7 | 85.4 | 87.2 | 88.1 | 91.6 | 83.6 | 79.7 | 82.8 | 88.5 | 353 |
| 50.0 | 61.5 | 54.1 | 60.7 | 70.5 | 71.5 | 76.4 | 67.2 | 64.8 | 71.0 | 354 |
| 48.6 | 26.9 | 35.7 | 35.5 | 25.5 | 25.7 | 19.3 | 29.3 | 28.6 | 25.5 | 355 |
| 1.4 | 11.6 | 10.2 | 3.8 | 4.1 | 2.7 | 4.3 | 3.5 | 6.6 | 3.5 | 356 |
| 13.3 | 16.3 | 14.6 | 12.8 | 11.9 | 8.4 | 16.4 | 20.3 | 17.2 | 11.5 | 357 |
| 6.8 | 4.6 | 4.4 | 7.3 | 24.7 | 25.0 | 9.3 | 13.3 | 6.5 | 23.0 | 358 |
| 70.3 | 17.1 | 23.9 | 30.9 | 51.8 | 59.2 | 40.7 | 58.8 | 41.0 | 53.8 | 359 |
| 22.9 | 78.3 | 71.7 | 61.8 | 23.5 | 15.8 | 50.0 | 28.0 | 52.5 | 23.2 | 360 |

2 ANGABEN ZUR STRUKTUR DER ARBEITER NACH WIRTSCHAFTS
OKTOBER

| LAUF- FENDE NUMMER | GESCHLECHT LEISTUNGS- GRUPPE | BADEN- WÜRTTEMBERG | BAYERN | BERLIN | | | BRANDEN- BURG | BREMEN | HAMBURG | HESSEN | MECKLEN- BURG- VORPOMMERN |
|------------------------------------|------------------------------------|-----------------------|--------|-----------|--------|--------|------------------|--------|---------|--------|---------------------------------|
| | | | | INSGESAMT | (WEST) | (OST) | | | | | |
| STAHL-, LEICHTMETALL- UND SCHIENEN | | | | | | | | | | | |
| 361 | ZUSAMMEN | 1.0 | 1.4 | - | 2.0 | 13.7 | 3.3 | 2.8 | 1.8 | 1.6 | 1.1 |
| 362 | 1 | 67.4 | 77.9 | - | 84.0 | 63.7 | 48.2 | 90.1 | 76.4 | 68.4 | 66.9 |
| 363 | 2 | 23.0 | 17.7 | - | 13.7 | 32.7 | 44.7 | 9.8 | 20.7 | 27.0 | 31.1 |
| 364 | 3 | 9.7 | 4.4 | - | (2.3) | 3.6 | 7.1 | / | 2.8 | 4.6 | (2.0) |
| 365 | MAENNLICH | 96.9 | 97.9 | - | 98.2 | 93.6 | 97.3 | 98.6 | 99.7 | 93.6 | 99.6 |
| 366 | 1 | 69.3 | 79.4 | - | 85.0 | 66.5 | 49.1 | 90.5 | 76.6 | 72.5 | 67.2 |
| 367 | 2 | 23.1 | 16.8 | - | 12.8 | 31.0 | 44.8 | 9.5 | 20.6 | 25.2 | 31.0 |
| 368 | 3 | 7.6 | 3.8 | - | (2.2) | 2.5 | 6.1 | / | (2.7) | 2.3 | / |
| 369 | WEIBLICH | 3.1 | 2.1 | - | 1.8 | 6.4 | 2.7 | (1.4) | / | 6.4 | / |
| 370 | 1 | (8.2) | (10.9) | - | (29.4) | 22.7 | (16.4) | (66.7) | / | (7.8) | / |
| 371 | 2 | 17.6 | 59.5 | - | (61.8) | 57.2 | (41.8) | / | / | 53.6 | / |
| 372 | 3 | 74.3 | 29.5 | - | / | 20.1 | (41.8) | / | / | 38.5 | / |
| MASCHINENBAU, | | | | | | | | | | | |
| 373 | ZUSAMMEN | 16.1 | 8.6 | - | 7.3 | 7.4 | 4.2 | 6.7 | 11.4 | 9.7 | 5.5 |
| 374 | 1 | 67.1 | 75.3 | - | 77.1 | 89.0 | 66.0 | 80.9 | 88.9 | 74.1 | 73.3 |
| 375 | 2 | 23.7 | 21.7 | - | 17.4 | 8.9 | 28.6 | 17.1 | 9.5 | 21.3 | 24.5 |
| 376 | 3 | 9.2 | 3.0 | - | 5.5 | 2.1 | 5.5 | 2.0 | 1.6 | 4.6 | 2.3 |
| 377 | MAENNLICH | 89.2 | 93.3 | - | 91.6 | 97.0 | 95.2 | 98.7 | 97.0 | 94.9 | 97.1 |
| 378 | 1 | 74.1 | 80.1 | - | 83.3 | 89.6 | 68.1 | 81.7 | 90.1 | 77.5 | 74.5 |
| 379 | 2 | 21.8 | 18.4 | - | 15.1 | 8.4 | 27.6 | 16.4 | 8.6 | 20.2 | 23.8 |
| 380 | 3 | 4.1 | 1.5 | - | 1.7 | 1.9 | 4.3 | 1.8 | 1.4 | 2.3 | (1.7) |
| 381 | WEIBLICH | 10.8 | 6.7 | - | 8.4 | 3.0 | 4.8 | 1.3 | 3.0 | 5.1 | 2.9 |
| 382 | 1 | 9.3 | 8.7 | - | 9.7 | 67.6 | (23.2) | / | 50.8 | 10.8 | (30.9) |
| 383 | 2 | 39.1 | 66.8 | - | 43.2 | (25.0) | 48.3 | (70.0) | 38.5 | 42.5 | (47.7) |
| 384 | 3 | 51.6 | 24.5 | - | 47.1 | / | 28.5 | / | (10.6) | 46.8 | / |
| STRASSENFAHRZEUGBAU; REPARATUR | | | | | | | | | | | |
| 385 | ZUSAMMEN | 15.7 | 11.3 | - | . | 1.5 | 2.8 | . | . | 15.3 | 1.6 |
| 386 | 1 | 64.8 | 55.0 | - | . | 74.7 | 41.9 | . | . | 50.7 | 68.3 |
| 387 | 2 | 24.8 | 39.6 | - | . | 7.1 | 41.7 | . | . | 43.2 | 30.5 |
| 388 | 3 | 10.4 | 5.4 | - | . | 18.2 | 16.3 | . | . | 6.1 | / |
| 389 | MAENNLICH | 91.3 | 87.8 | - | . | 93.9 | 91.1 | . | . | 90.6 | 94.8 |
| 390 | 1 | 70.0 | 61.2 | - | . | 79.3 | 45.0 | . | . | 54.6 | 67.3 |
| 391 | 2 | 23.6 | 35.2 | - | . | 7.6 | 42.2 | . | . | 43.0 | 31.9 |
| 392 | 3 | 6.4 | 3.6 | - | . | 13.1 | 12.9 | . | . | 2.4 | / |
| 393 | WEIBLICH | 8.7 | 12.2 | - | . | (6.1) | 8.9 | . | . | 9.4 | 5.2 |
| 394 | 1 | 10.5 | 10.6 | - | . | / | (11.1) | . | . | 12.6 | 87.8 |
| 395 | 2 | 37.5 | 71.3 | - | . | / | 37.4 | . | . | 45.5 | / |
| 396 | 3 | 52.0 | 18.1 | - | . | (96.6) | 51.6 | . | . | 42.0 | / |
| DARUNTER: HERSTELLUNG VON KRAFT | | | | | | | | | | | |
| 397 | ZUSAMMEN | 10.4 | 6.7 | - | . | / | . | . | / | 5.9 | . |
| 398 | 1 | 74.4 | 64.9 | - | . | / | . | . | / | 77.8 | . |
| 399 | 2 | 23.4 | 31.1 | - | . | / | . | . | / | 21.0 | . |
| 400 | 3 | 2.2 | 4.0 | - | . | / | . | . | / | 1.2 | . |
| 401 | MAENNLICH | 94.4 | 92.6 | - | . | / | . | . | / | 94.1 | . |
| 402 | 1 | 77.7 | 68.3 | - | . | / | . | . | / | 80.5 | . |
| 403 | 2 | 20.9 | 28.7 | - | . | / | . | . | / | 18.9 | . |
| 404 | 3 | 1.4 | 3.0 | - | . | / | . | . | / | 0.6 | . |
| 405 | WEIBLICH | 5.6 | 7.4 | - | . | / | . | . | / | 5.9 | . |
| 406 | 1 | 18.5 | 21.5 | - | . | / | . | . | / | 36.4 | . |
| 407 | 2 | 65.9 | 61.5 | - | . | / | . | . | / | 53.9 | . |
| 408 | 3 | 15.7 | 16.9 | - | . | / | . | . | / | 9.7 | . |
| SCHIFF | | | | | | | | | | | |
| 409 | ZUSAMMEN | 0.0 | 0.0 | - | . | 0.6 | 0.3 | 8.8 | 6.9 | . | 13.8 |
| 410 | 1 | 87.2 | 48.1 | - | . | 86.5 | 82.5 | 94.7 | 98.3 | . | 86.5 |
| 411 | 2 | (12.8) | 36.7 | - | . | (13.5) | 15.8 | 4.9 | 1.7 | . | 12.2 |
| 412 | 3 | / | 15.2 | - | . | / | / | (0.5) | / | . | 1.2 |
| 413 | MAENNLICH | 97.9 | 97.2 | - | . | 98.8 | 96.6 | 99.1 | 99.6 | . | 94.6 |
| 414 | 1 | 89.1 | 49.5 | - | . | 87.6 | 84.5 | 94.8 | 98.3 | . | 88.3 |
| 415 | 2 | (10.9) | 37.8 | - | . | (12.4) | 15.5 | 4.8 | 1.7 | . | 10.7 |
| 416 | 3 | / | 12.7 | - | . | / | / | (0.3) | / | . | 1.0 |
| 417 | WEIBLICH | / | / | - | . | / | / | 0.9 | / | . | 5.4 |
| 418 | 1 | / | / | - | . | / | / | (76.9) | / | . | 56.2 |
| 419 | 2 | / | / | - | . | / | / | / | / | . | 38.3 |
| 420 | 3 | / | / | - | . | / | / | / | / | . | (5.5) |
| LUFT- UND RAUM | | | | | | | | | | | |
| 421 | ZUSAMMEN | 0.1 | 1.2 | - | / | / | . | . | . | 0.3 | / |
| 422 | 1 | 74.9 | 89.4 | - | / | / | . | . | . | 93.9 | / |
| 423 | 2 | 17.3 | 10.3 | - | / | / | . | . | . | 5.7 | / |
| 424 | 3 | 7.8 | (0.3) | - | / | / | . | . | . | / | / |
| 425 | MAENNLICH | 77.2 | 93.3 | - | / | / | . | . | . | 95.1 | / |
| 426 | 1 | 92.5 | 93.2 | - | / | / | . | . | . | 95.5 | / |
| 427 | 2 | 6.8 | 6.7 | - | / | / | . | . | . | 4.2 | / |
| 428 | 3 | / | / | - | / | / | . | . | . | / | / |
| 429 | WEIBLICH | 22.8 | 6.7 | - | / | / | . | . | . | 4.9 | / |
| 430 | 1 | 15.5 | 36.5 | - | / | / | . | . | . | 62.5 | / |
| 431 | 2 | 52.7 | 60.9 | - | / | / | . | . | . | (35.7) | / |
| 432 | 3 | 31.8 | (2.6) | - | / | / | . | . | . | / | / |

*) ERLÄUTERUNGEN HIERZU IN DER EINFÜHRUNG.

ZWEIG, GESCHLECHT UND LEISTUNGSGRUPPE IN % *)
1993

| NIEDER- SACHSEN | NORDRHEIN- WESTFALEN | RHEINLAND- PFALZ | SAARLAND | SACHSEN | SACHSEN- ANHALT | SCHLESWIG- HOLSTEIN | THUE- RINGEN | FRUEHERES BUNDES- GEBIET | NEUE LAENDER U. BERLIN-OST | LAUFENDE NUMMER |
|-------------------------------------|-------------------------|---------------------|----------|---------|--------------------|------------------------|-----------------|--------------------------------|----------------------------------|--------------------|
| FAHRZEUGBAU (OHNE LOKOMOTIVBAU) | | | | | | | | | | |
| 1.8 | 3.0 | 1.0 | 1.4 | 8.0 | 8.9 | 2.2 | 2.2 | 1.8 | 6.3 | 361 |
| 79.4 | 70.9 | 59.3 | 80.6 | 74.1 | 67.7 | 82.5 | 64.7 | 73.3 | 68.1 | 362 |
| 18.9 | 23.0 | 30.7 | 15.0 | 24.0 | 28.1 | 16.1 | 31.5 | 21.3 | 28.5 | 363 |
| 1.7 | 6.1 | 10.0 | 4.3 | 1.9 | 4.1 | 1.4 | 3.7 | 5.3 | 3.3 | 364 |
| 97.8 | 98.3 | 97.4 | 98.3 | 93.5 | 92.1 | 98.9 | 94.1 | 97.8 | 93.4 | 365 |
| 80.8 | 71.9 | 60.9 | 81.7 | 76.6 | 70.1 | 82.7 | 66.0 | 74.7 | 70.3 | 366 |
| 17.6 | 22.7 | 31.3 | 14.5 | 21.8 | 26.6 | 15.9 | 30.1 | 20.8 | 26.9 | 367 |
| 1.6 | 5.4 | 7.8 | 3.8 | 1.7 | 3.2 | 1.5 | 3.9 | 4.5 | 2.8 | 368 |
| 2.2 | 1.7 | 2.6 | 1.7 | 6.5 | 7.9 | (1.1) | 5.9 | 2.2 | 6.6 | 369 |
| (18.1) | 10.9 | / | / | 38.6 | 40.2 | (64.0) | 44.7 | 12.2 | 36.8 | 370 |
| 79.5 | 40.7 | / | (47.1) | 56.0 | 45.7 | / | 53.4 | 45.9 | 51.4 | 371 |
| / | 48.4 | 89.7 | (35.3) | 5.4 | 14.1 | / | / | 41.9 | 11.7 | 372 |
| LOKOMOTIVBAU | | | | | | | | | | |
| 7.1 | 10.6 | 8.4 | 2.8 | 10.9 | 8.1 | 10.7 | 7.8 | 10.2 | 8.1 | 373 |
| 69.8 | 71.7 | 60.9 | 75.7 | 69.7 | 75.5 | 79.1 | 67.7 | 71.2 | 71.7 | 374 |
| 28.7 | 19.0 | 29.0 | 18.6 | 23.7 | 23.4 | 17.0 | 30.2 | 21.8 | 24.2 | 375 |
| 1.5 | 9.3 | 10.2 | 5.7 | 6.6 | 1.1 | 4.0 | 2.1 | 7.0 | 4.0 | 376 |
| 96.2 | 93.1 | 93.6 | 92.1 | 91.6 | 95.7 | 93.5 | 91.4 | 92.4 | 93.4 | 377 |
| 72.0 | 76.6 | 64.7 | 81.6 | 74.0 | 77.7 | 83.4 | 72.8 | 76.3 | 75.2 | 378 |
| 27.0 | 18.7 | 28.2 | 15.5 | 21.8 | 21.5 | 13.9 | 26.2 | 20.3 | 22.2 | 379 |
| 1.0 | 4.7 | 7.1 | 2.9 | 4.2 | (0.8) | 2.7 | (1.0) | 3.5 | 2.6 | 380 |
| 3.8 | 6.9 | 6.4 | 7.9 | 8.4 | 4.3 | 6.5 | 8.6 | 7.6 | 6.6 | 381 |
| 15.7 | 6.6 | 5.3 | 6.8 | 23.0 | 26.6 | 17.0 | 13.2 | 9.1 | 23.0 | 382 |
| 70.5 | 23.0 | 40.4 | 54.7 | 43.8 | 65.8 | 61.8 | 73.6 | 41.0 | 53.0 | 383 |
| 13.9 | 70.4 | 54.4 | 38.5 | 33.2 | (7.6) | 21.3 | (13.2) | 49.9 | 24.1 | 384 |
| VON KRAFTFAHRZEUGEN USW. | | | | | | | | | | |
| . | 6.2 | 10.3 | 6.5 | 2.8 | 1.5 | 2.4 | 2.6 | 11.4 | 2.3 | 385 |
| . | 54.2 | 41.0 | 43.8 | 69.8 | 57.1 | 53.6 | 58.1 | 52.3 | 61.0 | 386 |
| . | 33.0 | 42.9 | 48.1 | 29.0 | 31.3 | 28.4 | 29.7 | 40.1 | 31.0 | 387 |
| . | 12.8 | 16.1 | 8.1 | 1.1 | 11.6 | 17.9 | 12.2 | 7.5 | 8.1 | 388 |
| . | 91.2 | 90.5 | 89.5 | 92.8 | 86.0 | 79.8 | 92.8 | 90.3 | 91.6 | 389 |
| . | 58.6 | 44.7 | 48.4 | 71.8 | 65.9 | 66.4 | 61.0 | 57.0 | 64.3 | 390 |
| . | 33.2 | 45.4 | 49.6 | 27.3 | 27.3 | 26.4 | 29.8 | 38.6 | 29.9 | 391 |
| . | 8.2 | 9.9 | 2.0 | 0.9 | 6.8 | 7.2 | 9.2 | 4.4 | 5.8 | 392 |
| . | 8.8 | 9.5 | 10.5 | 7.2 | 14.0 | 20.2 | 7.2 | 9.7 | 8.4 | 393 |
| . | 8.9 | 5.5 | 4.8 | 44.5 | / | (3.1) | 20.9 | 9.1 | 24.5 | 394 |
| . | 30.6 | 19.3 | 35.1 | 51.3 | 56.0 | 36.4 | 28.8 | 54.5 | 43.0 | 395 |
| . | 60.5 | 75.2 | 60.1 | (4.2) | 40.9 | 60.5 | 50.3 | 36.5 | 32.4 | 396 |
| FAHRZEUGEN UND KRAFTFAHRZEUGMOTOREN | | | | | | | | | | |
| . | 3.1 | 4.0 | . | 1.1 | / | / | 0.4 | 6.9 | 0.6 | 397 |
| . | 65.3 | 18.3 | . | 83.4 | / | / | 58.5 | 57.0 | 64.7 | 398 |
| . | 33.9 | 63.6 | . | 10.6 | / | / | 41.5 | 40.9 | 28.1 | 399 |
| . | 0.8 | 18.1 | . | / | / | / | / | 2.1 | 7.1 | 400 |
| . | 96.3 | 95.0 | . | 94.2 | / | / | 90.8 | 93.4 | 92.3 | 401 |
| . | 66.7 | 19.2 | . | 90.6 | / | / | 59.0 | 59.9 | 66.8 | 402 |
| . | 32.8 | 66.0 | . | 9.4 | / | / | 41.0 | 38.5 | 27.2 | 403 |
| . | 0.5 | 14.8 | . | / | / | / | / | 1.5 | 5.9 | 404 |
| . | 3.7 | 5.0 | . | 5.8 | / | / | (9.2) | 6.6 | 7.7 | 405 |
| . | 29.7 | / | . | 68.9 | / | / | (53.6) | 15.1 | 39.8 | 406 |
| . | 61.8 | 18.4 | . | 31.1 | / | / | (46.4) | 74.6 | 38.6 | 407 |
| . | 8.5 | 80.4 | . | / | / | / | / | 10.3 | 21.7 | 408 |
| BAU | | | | | | | | | | |
| 0.8 | 0.0 | 0.1 | / | . | 0.1 | 4.2 | / | 0.4 | 1.4 | 409 |
| 87.0 | 79.5 | 85.5 | / | . | 98.2 | 97.0 | / | 93.2 | 86.8 | 410 |
| 12.7 | 17.9 | (14.5) | / | . | / | 2.1 | / | 5.9 | 12.0 | 411 |
| (0.3) | / | / | / | . | / | 0.9 | / | 0.9 | 1.2 | 412 |
| 99.8 | 99.7 | 100.0 | / | . | 99.4 | 99.4 | / | 99.4 | 94.9 | 413 |
| 87.0 | 79.7 | 85.5 | / | . | 98.2 | 97.3 | / | 93.4 | 88.5 | 414 |
| 12.7 | 17.7 | (14.5) | / | . | / | 1.9 | / | 5.8 | 10.6 | 415 |
| / | / | / | / | . | / | 0.8 | / | 0.8 | 0.9 | 416 |
| / | / | / | / | . | / | (0.8) | / | 0.6 | 5.1 | 417 |
| / | / | / | / | . | / | (55.2) | / | 62.1 | 55.2 | 418 |
| / | / | / | / | . | / | / | / | (16.5) | 38.1 | 419 |
| / | / | / | / | . | / | / | / | (21.4) | (6.7) | 420 |
| FAHRZEUGBAU | | | | | | | | | | |
| 1.0 | 0.0 | 0.3 | / | / | / | . | / | 0.5 | / | 421 |
| 87.6 | 93.1 | 83.0 | / | / | / | . | / | 90.2 | / | 422 |
| 11.7 | (5.1) | 15.4 | / | / | / | . | / | 9.0 | / | 423 |
| (0.7) | / | / | / | / | / | . | / | 0.8 | / | 424 |
| 95.4 | 97.8 | 86.7 | / | / | / | . | / | 93.5 | / | 425 |
| 90.0 | 94.4 | 92.0 | / | / | / | . | / | 93.9 | / | 426 |
| 10.0 | (3.7) | 6.3 | / | / | / | . | / | 5.9 | / | 427 |
| / | / | / | / | / | / | . | / | 0.2 | / | 428 |
| 4.6 | / | 13.3 | / | / | / | . | / | 6.5 | / | 429 |
| 37.3 | / | (24.0) | / | / | / | . | / | 36.9 | / | 430 |
| 47.7 | / | 74.7 | / | / | / | . | / | 52.6 | / | 431 |
| (15.0) | / | / | / | / | / | . | / | 10.5 | / | 432 |

2 ANGABEN ZUR STRUKTUR DER ARBEITER NACH WIRTSCHAFTS
OKTOBER

| LAUFENDE NUMMER | GESCHLECHT LEISTUNGS- GRUPPE | BADEN- WÜRTTEMBERG | BAYERN | BERLIN | | | BRANDEN- BURG | BREMEN | HAMBURG | HESSEN | MECKLEN- BURG- VORPOMMERN |
|---------------------------------------|------------------------------------|-----------------------|--------|-----------|--------|--------|------------------|--------|---------|--------|---------------------------------|
| | | | | INSGESAMT | (WEST) | (OST) | | | | | |
| ELEKTROTECHNIK; REPARATUR VON ELEK | | | | | | | | | | | |
| 433 | ZUSAMMEN | 13.5 | 12.2 | - | 19.7 | 13.4 | 2.3 | 6.4 | 6.3 | 8.3 | 4.2 |
| 434 | 1 | 47.4 | 42.8 | - | 48.7 | 67.6 | 63.6 | 67.0 | 69.6 | 46.1 | 76.2 |
| 435 | 2 | 22.4 | 46.8 | - | 24.4 | 25.2 | 27.5 | 20.9 | 23.2 | 27.8 | 22.2 |
| 436 | 3 | 30.2 | 10.4 | - | 26.9 | 7.2 | 8.9 | 12.1 | 7.2 | 26.1 | 1.6 |
| 437 | MAENNLICH | 64.1 | 59.9 | - | 65.6 | 80.4 | 73.0 | 80.0 | 83.4 | 67.5 | 90.5 |
| 438 | 1 | 71.8 | 67.9 | - | 69.7 | 75.9 | 80.3 | 82.1 | 80.5 | 65.8 | 80.3 |
| 439 | 2 | 19.0 | 29.3 | - | 22.7 | 21.5 | 16.7 | 16.8 | 17.6 | 23.7 | 18.4 |
| 440 | 3 | 9.2 | 2.8 | - | 7.7 | 2.7 | 3.0 | (1.1) | 2.0 | 10.4 | (1.4) |
| 441 | WEIBLICH | 35.9 | 40.1 | - | 34.4 | 19.6 | 27.0 | 20.0 | 16.6 | 32.5 | 9.5 |
| 442 | 1 | 4.0 | 5.4 | - | 8.7 | 33.5 | 18.3 | 6.6 | 15.1 | 5.2 | 37.6 |
| 443 | 2 | 28.5 | 72.8 | - | 27.7 | 40.5 | 56.9 | 37.5 | 51.5 | 36.1 | 58.2 |
| 444 | 3 | 67.5 | 21.8 | - | 63.6 | 26.0 | 24.7 | 55.9 | 33.5 | 58.7 | / |
| FEINMECHANIK, OPTIK, | | | | | | | | | | | |
| 445 | ZUSAMMEN | 2.6 | 1.1 | - | 0.9 | . | 0.5 | 0.5 | 1.2 | 1.9 | / |
| 446 | 1 | 43.2 | 44.9 | - | 44.7 | . | 32.4 | 71.2 | 48.4 | 42.0 | / |
| 447 | 2 | 28.3 | 43.0 | - | 31.9 | . | 57.6 | 21.6 | 42.8 | 46.3 | / |
| 448 | 3 | 28.6 | 12.0 | - | 23.4 | . | 10.0 | (7.2) | 8.8 | 11.7 | / |
| 449 | MAENNLICH | 58.7 | 57.6 | - | 62.5 | . | 52.7 | 73.0 | 66.1 | 61.4 | / |
| 450 | 1 | 67.4 | 70.3 | - | 63.4 | . | 50.2 | 85.8 | 60.5 | 63.4 | / |
| 451 | 2 | 23.9 | 26.1 | - | 28.0 | . | 39.5 | (12.3) | 32.5 | 32.1 | / |
| 452 | 3 | 8.6 | 3.6 | - | 8.6 | . | (10.2) | / | 7.0 | 4.5 | / |
| 453 | WEIBLICH | 41.3 | 42.4 | - | 37.5 | . | 47.3 | 27.0 | 33.9 | 38.6 | / |
| 454 | 1 | 8.6 | 10.4 | - | (13.4) | . | (12.5) | (31.7) | 24.8 | 8.0 | / |
| 455 | 2 | 34.5 | 66.1 | - | 38.4 | . | 77.7 | (46.7) | 62.8 | 68.9 | / |
| 456 | 3 | 56.9 | 23.5 | - | 48.2 | . | (9.8) | (21.7) | (12.4) | 23.1 | / |
| HERSTELLUNG VON EBM-WAREN, STAHLVER | | | | | | | | | | | |
| 457 | ZUSAMMEN | 6.6 | 3.9 | - | 3.5 | 1.7 | 1.9 | 2.8 | 1.1 | 5.4 | 0.7 |
| 458 | 1 | 40.2 | 38.3 | - | 49.9 | 59.0 | 62.3 | 29.0 | 48.3 | 44.7 | 50.6 |
| 459 | 2 | 30.9 | 46.3 | - | 35.1 | 36.0 | 31.3 | 56.8 | 34.9 | 39.4 | 43.6 |
| 460 | 3 | 28.9 | 15.4 | - | 15.0 | (4.9) | 6.3 | 14.2 | 16.7 | 15.9 | (5.8) |
| 461 | MAENNLICH | 77.0 | 77.2 | - | 70.3 | 87.7 | 87.6 | 73.6 | 83.3 | 84.3 | 84.1 |
| 462 | 1 | 51.2 | 48.4 | - | 66.2 | 63.3 | 68.5 | 37.9 | 56.8 | 51.9 | 59.1 |
| 463 | 2 | 31.5 | 41.3 | - | 27.0 | 32.3 | 29.4 | 60.6 | 34.7 | 38.9 | 38.4 |
| 464 | 3 | 17.2 | 10.3 | - | 6.8 | (4.3) | (2.2) | (1.6) | 8.5 | 9.2 | / |
| 465 | WEIBLICH | 23.0 | 22.8 | - | 29.7 | 12.3 | 12.4 | 26.4 | 16.7 | 15.7 | 15.9 |
| 466 | 1 | 3.3 | 4.1 | - | 11.1 | (28.0) | 19.2 | (4.1) | / | 5.8 | / |
| 467 | 2 | 28.7 | 63.3 | - | 54.4 | 62.4 | 45.2 | 46.4 | 36.0 | 41.9 | 71.2 |
| 468 | 3 | 68.0 | 32.6 | - | 34.5 | / | 35.6 | 49.6 | 57.9 | 52.4 | (23.1) |
| HERSTELLUNG VON BUEROMASCHINEN, DATEN | | | | | | | | | | | |
| 469 | ZUSAMMEN | 0.5 | 0.5 | - | 0.5 | . | . | . | . | 0.1 | / |
| 470 | 1 | 57.1 | 50.1 | - | 49.7 | . | . | . | . | 35.7 | / |
| 471 | 2 | 22.0 | 38.7 | - | 41.4 | . | . | . | . | 40.2 | / |
| 472 | 3 | 20.9 | 11.2 | - | 8.9 | . | . | . | . | 24.1 | / |
| 473 | MAENNLICH | 64.6 | 60.3 | - | 62.1 | . | . | . | . | 63.9 | / |
| 474 | 1 | 78.0 | 75.9 | - | 64.5 | . | . | . | . | 50.5 | / |
| 475 | 2 | 16.2 | 21.1 | - | 30.5 | . | . | . | . | 42.5 | / |
| 476 | 3 | 5.8 | 3.0 | - | (5.0) | . | . | . | . | (7.0) | / |
| 477 | WEIBLICH | 35.4 | 39.7 | - | 37.9 | . | . | . | . | 36.1 | / |
| 478 | 1 | 19.0 | 10.9 | - | 25.3 | . | . | . | . | (9.5) | / |
| 479 | 2 | 32.6 | 65.5 | - | 59.4 | . | . | . | . | 36.2 | / |
| 480 | 3 | 48.4 | 23.6 | - | (15.3) | . | . | . | . | 54.3 | / |
| VERBRAUCHSGUE | | | | | | | | | | | |
| 481 | ZUSAMMEN | 17.4 | 22.0 | - | 14.0 | 6.4 | 5.5 | 8.3 | 9.1 | 15.1 | 5.1 |
| 482 | 1 | 36.8 | 32.3 | - | 39.6 | 52.5 | 41.5 | 37.7 | 47.8 | 40.9 | 43.2 |
| 483 | 2 | 40.0 | 45.8 | - | 40.9 | 35.2 | 46.2 | 42.3 | 33.9 | 41.8 | 46.1 |
| 484 | 3 | 23.2 | 21.9 | - | 19.5 | 12.3 | 12.3 | 20.0 | 18.3 | 17.3 | 10.7 |
| 485 | MAENNLICH | 62.9 | 60.1 | - | 76.3 | 63.9 | 61.4 | 66.3 | 64.4 | 71.1 | 67.5 |
| 486 | 1 | 50.6 | 47.4 | - | 44.5 | 66.9 | 53.2 | 48.7 | 63.5 | 51.8 | 53.4 |
| 487 | 2 | 35.5 | 39.7 | - | 41.3 | 22.6 | 36.8 | 38.5 | 27.3 | 37.5 | 39.0 |
| 488 | 3 | 13.9 | 12.9 | - | 14.2 | 10.5 | 10.0 | 12.7 | 9.2 | 10.7 | 7.5 |
| 489 | WEIBLICH | 37.1 | 39.9 | - | 23.7 | 36.1 | 38.6 | 33.7 | 35.6 | 28.9 | 32.5 |
| 490 | 1 | 13.4 | 9.6 | - | 23.6 | 27.1 | 22.8 | 16.1 | 19.5 | 14.3 | 21.9 |
| 491 | 2 | 47.6 | 55.0 | - | 39.6 | 57.4 | 61.3 | 49.6 | 45.8 | 52.3 | 60.7 |
| 492 | 3 | 39.0 | 35.4 | - | 36.7 | 15.4 | 15.8 | 34.3 | 34.7 | 33.4 | 17.3 |
| FEIN | | | | | | | | | | | |
| 493 | ZUSAMMEN | 0.2 | 1.9 | - | . | / | . | . | . | 0.1 | . |
| 494 | 1 | 21.8 | 21.2 | - | . | / | . | . | . | 18.7 | . |
| 495 | 2 | 43.1 | 27.3 | - | . | / | . | . | . | 44.3 | . |
| 496 | 3 | 35.1 | 51.5 | - | . | / | . | . | . | 37.0 | . |
| 497 | MAENNLICH | 61.2 | 48.8 | - | . | / | . | . | . | 47.6 | . |
| 498 | 1 | 33.0 | 40.4 | - | . | / | . | . | . | 33.1 | . |
| 499 | 2 | 55.6 | 40.7 | - | . | / | . | . | . | 61.5 | . |
| 500 | 3 | 11.4 | 18.9 | - | . | / | . | . | . | / | . |
| 501 | WEIBLICH | 38.8 | 51.2 | - | . | / | . | . | . | 52.4 | . |
| 502 | 1 | (4.1) | 2.9 | - | . | / | . | . | . | / | . |
| 503 | 2 | 23.3 | 14.6 | - | . | / | . | . | . | 28.7 | . |
| 504 | 3 | 72.6 | 82.5 | - | . | / | . | . | . | 65.7 | . |

*) ERLAEUTERUNGEN HIERZU IN DER EINFUEHRUNG.

ZWEIG, GESCHLECHT UND LEISTUNGSGRUPPE IN % *)
1993

| NIEDER- SACHSEN | NORDRHEIN- WESTFALEN | RHEINLAND- PFALZ | SAARLAND | SACHSEN | SACHSEN- ANHALT | SCHLESWIG- HOLSTEIN | THUE- RINGEN | FRUEHERES BUNDES- GEBIET | NEUE LAENDER U. BERLIN-OST | LAUFENDE NUMMER |
|--|-------------------------|---------------------|----------|---------|--------------------|------------------------|-----------------|--------------------------------|----------------------------------|--------------------|
| TRISCHEN GERAETEN FUER DEN HAUSHALT | | | | | | | | | | |
| 6.9 | 7.6 | 3.9 | 1.9 | 7.3 | 2.6 | 7.9 | 5.0 | 9.3 | 5.2 | 433 |
| 42.4 | 41.7 | 47.1 | 41.3 | 56.7 | 65.0 | 44.3 | 36.5 | 44.9 | 58.2 | 434 |
| 45.1 | 19.9 | 23.0 | 28.4 | 29.4 | 30.3 | 32.8 | 46.5 | 30.2 | 30.8 | 435 |
| 12.6 | 38.4 | 29.9 | 30.3 | 13.8 | 4.7 | 22.9 | 17.0 | 24.9 | 11.0 | 436 |
| 65.7 | 64.3 | 62.1 | 65.0 | 77.3 | 86.6 | 67.3 | 57.4 | 63.9 | 76.6 | 437 |
| 61.1 | 62.2 | 74.1 | 62.1 | 67.2 | 72.6 | 61.3 | 58.5 | 67.4 | 70.3 | 438 |
| 37.0 | 22.8 | 20.7 | 35.3 | 23.7 | 24.9 | 32.3 | 36.7 | 24.5 | 24.1 | 439 |
| 1.9 | 15.1 | 5.2 | 2.7 | 9.1 | 2.5 | 6.4 | 4.8 | 8.1 | 5.7 | 440 |
| 34.3 | 35.7 | 37.9 | 35.0 | 22.7 | 13.4 | 32.7 | 42.6 | 36.1 | 23.4 | 441 |
| 6.5 | 4.8 | 2.9 | 2.7 | 21.3 | 15.9 | 9.2 | 6.8 | 5.1 | 18.8 | 442 |
| 60.6 | 14.8 | 26.7 | 15.6 | 48.9 | 65.3 | 33.7 | 59.6 | 40.2 | 52.7 | 443 |
| 32.9 | 80.5 | 70.4 | 81.6 | 29.8 | 18.9 | 57.1 | 33.6 | 54.7 | 28.5 | 444 |
| HERSTELLUNG VON UHREN USW. | | | | | | | | | | |
| 0.8 | 0.4 | 0.6 | 0.1 | 0.5 | 0.1 | 3.3 | 2.6 | 1.2 | 0.7 | 445 |
| 51.9 | 40.2 | 42.5 | 23.4 | 60.1 | 36.1 | 57.3 | 68.4 | 44.8 | 61.4 | 446 |
| 38.6 | 31.3 | 15.1 | (17.5) | 31.4 | 60.2 | 27.5 | 29.5 | 34.0 | 34.1 | 447 |
| 9.5 | 28.5 | 42.4 | 59.1 | 8.5 | / | 15.1 | 2.1 | 21.3 | 4.5 | 448 |
| 66.6 | 63.9 | 59.6 | 44.8 | 71.5 | 56.0 | 67.7 | 68.7 | 60.7 | 67.2 | 449 |
| 72.1 | 58.1 | 67.3 | 52.2 | 69.5 | 57.0 | 80.2 | 85.8 | 67.7 | 77.6 | 450 |
| 26.6 | 28.0 | 16.9 | (14.5) | 28.1 | 37.6 | 18.4 | 13.4 | 25.5 | 20.2 | 451 |
| (1.3) | 14.0 | 15.8 | (33.3) | (2.4) | / | 1.4 | (0.8) | 6.9 | 2.2 | 452 |
| 33.4 | 36.1 | 40.4 | 55.2 | 28.5 | 44.0 | 32.3 | 31.3 | 39.3 | 32.8 | 453 |
| 11.5 | 8.6 | (5.9) | / | 36.5 | / | 9.3 | 30.4 | 9.3 | 28.3 | 454 |
| 62.7 | 37.2 | 12.5 | (20.0) | 39.6 | 89.0 | 46.7 | 64.7 | 47.1 | 62.4 | 455 |
| 25.8 | 54.2 | 81.6 | 80.0 | 23.9 | / | 44.0 | 4.9 | 43.5 | 9.3 | 456 |
| FORMUNG, OBERFLAECHEVEREDLUNG, HAERTUNG | | | | | | | | | | |
| 3.3 | 10.2 | 7.4 | 2.5 | 2.6 | 2.3 | 4.4 | 2.6 | 6.2 | 2.2 | 457 |
| 50.0 | 33.7 | 35.8 | 51.4 | 39.0 | 49.1 | 44.3 | 42.3 | 38.0 | 48.2 | 458 |
| 34.8 | 31.8 | 37.0 | 35.1 | 57.3 | 44.3 | 35.3 | 41.5 | 34.6 | 48.6 | 459 |
| 15.3 | 34.6 | 27.2 | 13.5 | 3.7 | 6.7 | 20.5 | 16.2 | 27.3 | 7.2 | 460 |
| 86.1 | 80.7 | 82.2 | 88.0 | 87.8 | 86.0 | 81.2 | 74.0 | 80.2 | 84.7 | 461 |
| 56.9 | 41.3 | 43.2 | 55.2 | 43.0 | 54.4 | 53.5 | 54.9 | 46.6 | 52.4 | 462 |
| 33.9 | 36.6 | 41.0 | 34.7 | 54.1 | 39.8 | 34.4 | 40.5 | 36.3 | 43.7 | 463 |
| 9.2 | 22.2 | 15.8 | 10.1 | 2.9 | 5.9 | 12.1 | 4.6 | 17.0 | 3.9 | 464 |
| 13.9 | 19.3 | 17.8 | 12.0 | 12.2 | 14.0 | 18.8 | 26.0 | 19.8 | 15.3 | 465 |
| 7.0 | 1.8 | 1.6 | 23.2 | 9.9 | 16.5 | 4.0 | (6.4) | 3.4 | 11.7 | 466 |
| 40.2 | 11.8 | 18.7 | 38.2 | 80.6 | 71.9 | 39.2 | 44.3 | 27.7 | 62.8 | 467 |
| 52.8 | 86.5 | 79.7 | 38.5 | 9.4 | (11.6) | 56.7 | 49.3 | 68.9 | 25.4 | 468 |
| VERARBEITUNGSGERAETEN UND -EINRICHTUNGEN | | | | | | | | | | |
| . | 0.2 | 0.5 | . | 0.2 | / | 0.1 | 0.3 | 0.3 | 0.1 | 469 |
| . | 37.1 | 51.4 | . | 34.0 | / | (35.0) | 28.0 | 49.4 | 30.6 | 470 |
| . | 27.2 | 13.0 | . | 65.4 | / | (25.0) | 50.0 | 30.3 | 58.9 | 471 |
| . | 35.7 | 35.6 | . | / | / | 40.0 | 22.0 | 20.3 | 10.5 | 472 |
| . | 65.4 | 74.6 | . | 62.0 | / | 42.5 | 69.3 | 63.8 | 67.3 | 473 |
| . | 54.1 | 57.1 | . | 47.3 | / | (70.6) | 39.3 | 69.2 | 41.9 | 474 |
| . | 23.7 | 10.9 | . | 52.2 | / | / | 48.1 | 20.9 | 51.2 | 475 |
| . | 22.2 | 31.9 | . | / | / | / | (12.6) | 9.9 | 6.8 | 476 |
| . | 34.6 | 25.4 | . | 38.0 | / | 57.5 | 30.7 | 36.2 | 32.7 | 477 |
| . | (5.0) | 34.5 | . | (12.2) | / | / | / | 14.5 | (7.3) | 478 |
| . | 33.7 | 19.0 | . | 87.0 | / | (26.1) | 54.3 | 47.0 | 74.8 | 479 |
| . | 61.3 | 46.4 | . | / | / | (65.2) | 43.2 | 38.5 | 17.9 | 480 |
| TERINDUSTRIE | | | | | | | | | | |
| 14.8 | 15.9 | 21.4 | 3.2 | 13.6 | 5.5 | 17.1 | 17.5 | 16.6 | 9.9 | 481 |
| 40.5 | 37.1 | 37.4 | 26.2 | 45.5 | 38.8 | 37.9 | 42.6 | 36.5 | 43.7 | 482 |
| 40.4 | 42.1 | 39.2 | 37.2 | 43.7 | 46.9 | 37.4 | 43.6 | 42.0 | 44.1 | 483 |
| 19.1 | 20.8 | 23.4 | 36.6 | 10.8 | 14.4 | 24.6 | 13.8 | 21.5 | 12.3 | 484 |
| 71.2 | 73.3 | 70.3 | 62.3 | 54.7 | 66.4 | 76.6 | 58.2 | 67.3 | 58.7 | 485 |
| 49.6 | 45.4 | 46.7 | 36.6 | 60.2 | 45.3 | 45.4 | 53.3 | 47.8 | 55.4 | 486 |
| 36.9 | 40.7 | 37.6 | 36.9 | 32.8 | 45.9 | 33.7 | 39.1 | 38.3 | 36.7 | 487 |
| 13.5 | 13.9 | 15.7 | 26.5 | 7.0 | 8.8 | 20.9 | 7.6 | 13.8 | 7.9 | 488 |
| 28.8 | 26.7 | 29.7 | 37.7 | 45.3 | 33.6 | 23.4 | 41.8 | 32.7 | 41.3 | 489 |
| 18.1 | 14.3 | 15.1 | 8.9 | 27.8 | 25.9 | 13.5 | 27.7 | 13.1 | 26.9 | 490 |
| 48.8 | 45.9 | 43.2 | 37.8 | 56.7 | 48.7 | 49.6 | 50.0 | 49.4 | 54.5 | 491 |
| 33.1 | 39.8 | 41.7 | 53.3 | 15.5 | 25.4 | 36.9 | 22.3 | 37.5 | 18.5 | 492 |
| KERAMIK | | | | | | | | | | |
| . | 0.1 | 1.5 | . | 0.5 | 0.4 | 1.0 | 1.9 | 0.6 | 0.6 | 493 |
| . | 17.2 | 21.1 | . | 26.5 | 13.4 | 19.6 | 36.4 | 20.9 | 29.1 | 494 |
| . | 51.2 | 36.3 | . | 39.1 | 63.6 | 59.6 | 46.5 | 32.5 | 49.6 | 495 |
| . | 31.6 | 42.7 | . | 34.4 | 23.0 | 20.8 | 17.2 | 46.6 | 21.4 | 496 |
| . | 89.6 | 69.2 | . | 61.5 | 80.7 | 79.3 | 51.0 | 58.6 | 59.5 | 497 |
| . | 17.9 | 28.1 | . | 31.0 | 15.7 | 21.0 | 48.7 | 33.0 | 35.1 | 498 |
| . | 53.4 | 41.2 | . | 50.4 | 74.4 | 69.1 | 49.4 | 44.0 | 56.7 | 499 |
| . | 28.6 | 30.7 | . | 18.7 | 9.9 | 9.9 | (1.9) | 23.0 | 8.2 | 500 |
| . | 10.4 | 30.8 | . | 38.5 | 19.3 | 20.7 | 49.0 | 41.4 | 40.5 | 501 |
| . | (10.8) | 5.4 | . | 19.4 | / | (14.2) | 23.5 | 3.8 | 20.2 | 502 |
| . | 32.2 | 25.1 | . | 20.9 | (18.3) | 23.2 | 43.4 | 16.2 | 39.1 | 503 |
| . | 57.0 | 69.5 | . | 59.7 | 77.9 | 62.6 | 33.1 | 80.0 | 40.6 | 504 |

2 ANGABEN ZUR STRUKTUR DER ARBEITER NACH WIRTSCHAFTS
OKTOBER

| LAUFENDE NUMMER | GESCHLECHT LEISTUNGS- GRUPPE | BADEN- WÜRTTEMBERG | BAYERN | BERLIN | | | BRANDEN- BURG | BREMEN | HAMBURG | HESSEN | MECKLEN- BURG- VORPOMMERN |
|------------------------------------|------------------------------------|-----------------------|--------|-----------|--------|--------|------------------|--------|---------|--------|---------------------------------|
| | | | | INSGESAMT | (WEST) | (OST) | | | | | |
| HERSTELLUNG UND | | | | | | | | | | | |
| 505 | ZUSAMMEN | 0.5 | 1.4 | - | 0.5 | . | 0.7 | . | . | 0.6 | / |
| 506 | 1 | 36.3 | 33.6 | - | 38.5 | . | 52.7 | . | . | 34.7 | / |
| 507 | 2 | 38.3 | 39.3 | - | 30.5 | . | 30.0 | . | . | 39.7 | / |
| 508 | 3 | 25.4 | 27.1 | - | 31.0 | . | 17.3 | . | . | 25.6 | / |
| 509 | MAENNLICH | 75.0 | 81.5 | - | 80.7 | . | 80.1 | . | . | 74.9 | / |
| 510 | 1 | 44.8 | 40.7 | - | 44.9 | . | 61.0 | . | . | 44.3 | / |
| 511 | 2 | 40.2 | 42.2 | - | 34.3 | . | 28.4 | . | . | 37.7 | / |
| 512 | 3 | 15.0 | 17.1 | - | 20.7 | . | 10.6 | . | . | 18.0 | / |
| 513 | WEIBLICH | 25.0 | 18.5 | - | 19.3 | . | 19.9 | . | . | 25.1 | / |
| 514 | 1 | 10.7 | 2.3 | - | (11.6) | . | (19.1) | . | . | (6.0) | / |
| 515 | 2 | 32.7 | 26.8 | - | (14.7) | . | 36.4 | . | . | 45.8 | / |
| 516 | 3 | 56.6 | 70.9 | - | 73.7 | . | 44.5 | . | . | 48.2 | / |
| HOLZVERARBEITUNG; REPARATUR VON | | | | | | | | | | | |
| 517 | ZUSAMMEN | 2.6 | 2.9 | - | 0.4 | 1.3 | 2.2 | 0.6 | . | 2.3 | 3.0 |
| 518 | 1 | 40.6 | 36.3 | - | 44.3 | 76.3 | 44.6 | 60.0 | . | 41.3 | 45.6 |
| 519 | 2 | 36.7 | 44.2 | - | 38.8 | 18.8 | 40.8 | 38.7 | . | 36.1 | 41.7 |
| 520 | 3 | 22.7 | 19.5 | - | 17.0 | (4.9) | 14.6 | / | . | 22.5 | 12.7 |
| 521 | MAENNLICH | 79.3 | 74.1 | - | 96.5 | 92.6 | 73.7 | 88.7 | . | 86.0 | 68.3 |
| 522 | 1 | 48.9 | 46.4 | - | 44.8 | 79.7 | 52.2 | 63.5 | . | 45.7 | 54.6 |
| 523 | 2 | 36.0 | 39.7 | - | 38.6 | 17.6 | 37.2 | 35.0 | . | 35.4 | 35.4 |
| 524 | 3 | 15.1 | 13.9 | - | 16.6 | / | 10.6 | / | . | 18.9 | 9.9 |
| 525 | WEIBLICH | 20.7 | 25.9 | - | (3.5) | (7.4) | 26.3 | 11.3 | . | 14.0 | 31.7 |
| 526 | 1 | 8.7 | 7.4 | - | / | (33.3) | 23.4 | (32.4) | . | 14.4 | 26.2 |
| 527 | 2 | 39.1 | 57.3 | - | / | (33.3) | 50.9 | (67.6) | . | 40.8 | 55.2 |
| 528 | 3 | 52.3 | 35.4 | - | / | (33.3) | 25.7 | / | . | 44.8 | 18.6 |
| HERSTELLUNG VON MUSIKINSTRUMENTEN, | | | | | | | | | | | |
| 529 | ZUSAMMEN | 1.0 | 0.8 | - | 0.1 | . | 0.1 | / | . | 0.2 | . |
| 530 | 1 | 44.3 | 24.6 | - | 38.8 | . | (36.6) | / | . | 34.7 | . |
| 531 | 2 | 28.2 | 52.6 | - | 26.7 | . | (38.0) | / | . | 38.7 | . |
| 532 | 3 | 27.5 | 22.9 | - | 34.5 | . | (25.4) | / | . | 26.6 | . |
| 533 | MAENNLICH | 48.6 | 51.5 | - | 69.8 | . | 80.3 | / | . | 52.7 | . |
| 534 | 1 | 63.3 | 42.5 | - | 51.9 | . | (38.6) | / | . | 59.3 | . |
| 535 | 2 | 27.0 | 44.4 | - | (35.8) | . | (31.6) | / | . | 34.4 | . |
| 536 | 3 | 9.8 | 13.0 | - | (12.3) | . | (29.8) | / | . | (6.3) | . |
| 537 | WEIBLICH | 51.4 | 48.5 | - | 30.2 | . | (19.7) | / | . | 47.3 | . |
| 538 | 1 | 26.3 | 5.5 | - | / | . | / | / | . | (7.4) | . |
| 539 | 2 | 29.4 | 61.2 | - | / | . | / | / | . | 43.5 | . |
| 540 | 3 | 44.3 | 33.3 | - | (85.7) | . | / | / | . | 49.1 | . |
| PAPIER- UND | | | | | | | | | | | |
| 541 | ZUSAMMEN | 1.5 | 1.4 | - | 3.2 | . | 0.4 | 0.7 | 0.6 | 1.6 | . |
| 542 | 1 | 31.3 | 31.1 | - | 29.1 | . | 36.6 | 46.9 | 23.8 | 41.1 | . |
| 543 | 2 | 43.2 | 42.8 | - | 54.4 | . | 53.4 | 36.3 | 52.3 | 47.1 | . |
| 544 | 3 | 25.5 | 26.1 | - | 16.5 | . | 9.9 | 16.7 | 23.8 | 11.9 | . |
| 545 | MAENNLICH | 66.9 | 69.7 | - | 70.7 | . | 63.0 | 76.8 | 73.1 | 75.0 | . |
| 546 | 1 | 44.8 | 42.2 | - | 39.4 | . | 49.8 | 56.1 | 30.5 | 51.7 | . |
| 547 | 2 | 40.9 | 43.2 | - | 52.9 | . | 44.3 | 22.6 | 53.9 | 43.0 | . |
| 548 | 3 | 14.3 | 14.6 | - | 7.7 | . | (5.9) | 21.3 | 15.6 | 5.3 | . |
| 549 | WEIBLICH | 33.1 | 30.3 | - | 29.3 | . | 37.0 | 23.2 | 26.9 | 25.0 | . |
| 550 | 1 | 3.9 | 5.5 | - | 4.2 | . | (14.3) | (16.7) | / | 9.2 | . |
| 551 | 2 | 47.9 | 41.9 | - | 58.0 | . | 68.9 | 81.9 | 48.1 | 59.3 | . |
| 552 | 3 | 48.2 | 52.6 | - | 37.8 | . | (16.8) | / | 46.2 | 31.5 | . |
| DRUCKEREI, | | | | | | | | | | | |
| 553 | ZUSAMMEN | 2.3 | 2.6 | - | 3.8 | 1.8 | 0.1 | 2.2 | 3.9 | 2.9 | 0.9 |
| 554 | 1 | 57.5 | 60.1 | - | 57.3 | 66.9 | 54.8 | 70.9 | 66.3 | 61.7 | 59.1 |
| 555 | 2 | 26.7 | 30.6 | - | 24.3 | 20.8 | 31.7 | 24.4 | 24.3 | 28.8 | 35.2 |
| 556 | 3 | 15.8 | 9.4 | - | 18.5 | 12.3 | (13.5) | (4.7) | 9.5 | 9.5 | (5.7) |
| 557 | MAENNLICH | 79.5 | 81.8 | - | 83.5 | 78.7 | 71.2 | 74.9 | 73.3 | 83.5 | 68.4 |
| 558 | 1 | 65.0 | 69.1 | - | 62.2 | 68.9 | 56.8 | 77.2 | 75.6 | 68.1 | 71.2 |
| 559 | 2 | 24.1 | 26.3 | - | 22.4 | 19.7 | (29.7) | 19.8 | 20.0 | 26.9 | 25.7 |
| 560 | 3 | 10.9 | 4.7 | - | 15.4 | 11.4 | (13.5) | / | (4.4) | 5.0 | / |
| 561 | WEIBLICH | 20.5 | 18.2 | - | 16.5 | 21.3 | (28.8) | 25.1 | 26.7 | 16.5 | 31.6 |
| 562 | 1 | 28.5 | 19.7 | - | 32.1 | 59.5 | (50.0) | 52.1 | 40.5 | 29.2 | 33.1 |
| 563 | 2 | 36.8 | 49.8 | - | 34.0 | (24.8) | (36.7) | 38.0 | 36.0 | 38.4 | 55.6 |
| 564 | 3 | 34.7 | 30.5 | - | 34.0 | (15.7) | / | (9.9) | 23.5 | 32.5 | (11.3) |
| HERSTELLUNG VON | | | | | | | | | | | |
| 565 | ZUSAMMEN | 4.1 | 4.5 | - | 2.8 | 0.4 | 0.8 | 0.5 | 0.8 | 4.3 | . |
| 566 | 1 | 32.2 | 33.1 | - | 36.5 | 27.8 | 41.3 | 12.8 | 25.8 | 32.6 | . |
| 567 | 2 | 37.1 | 42.4 | - | 44.7 | (14.3) | 42.9 | 31.0 | 43.2 | 44.8 | . |
| 568 | 3 | 30.7 | 24.5 | - | 18.8 | 57.9 | 15.8 | 56.2 | 31.0 | 22.5 | . |
| 569 | MAENNLICH | 71.1 | 71.4 | - | 87.6 | 66.9 | 72.4 | 75.6 | 76.4 | 72.1 | . |
| 570 | 1 | 43.2 | 44.7 | - | 41.0 | (32.6) | 54.6 | (14.9) | 33.5 | 42.5 | . |
| 571 | 2 | 37.9 | 40.1 | - | 43.5 | (19.1) | 37.4 | 37.9 | 50.0 | 43.7 | . |
| 572 | 3 | 18.9 | 15.2 | - | 15.5 | 48.3 | 8.0 | 47.2 | 16.5 | 13.7 | . |
| 573 | WEIBLICH | 28.9 | 28.6 | - | 12.4 | 33.1 | 27.6 | 24.4 | 23.6 | 27.9 | . |
| 574 | 1 | 5.2 | 4.2 | - | (4.9) | / | (6.4) | / | / | 7.1 | . |
| 575 | 2 | 35.2 | 48.0 | - | 53.5 | / | 57.3 | / | (21.2) | 47.6 | . |
| 576 | 3 | 59.6 | 47.8 | - | 41.6 | 77.3 | 36.3 | 84.1 | 78.0 | 45.3 | . |

*) ERLAEUTERUNGEN HIERZU IN DER EINFUEHRUNG.

ZWEIG, GESCHLECHT UND LEISTUNGSGRUPPE IN % *)
1993

| NIEDER- SACHSEN | NORDRHEIN- WESTFALEN | RHEINLAND- PFA LZ | SAARLAND | SACHSEN | SACHSEN- ANHALT | SCHLESWIG- HOLSTEIN | THUE- RINGEN | FRUEHERES BUNDES- GEBIET | NEUE LAENDER U. BERLIN-OST | LAUFENDE NUMMER |
|---|-------------------------|----------------------|----------|---------|--------------------|------------------------|-----------------|--------------------------------|----------------------------------|--------------------|
| VERARBEITUNG VON GLAS | | | | | | | | | | |
| 1.2 | 1.1 | 2.4 | 0.1 | 1.0 | . | 0.8 | 3.0 | 1.0 | 0.9 | 505 |
| 49.7 | 55.0 | 42.6 | 33.6 | 43.9 | . | 45.1 | 58.0 | 43.6 | 52.6 | 506 |
| 24.3 | 32.2 | 35.3 | 56.0 | 34.2 | . | 30.7 | 21.3 | 34.6 | 27.0 | 507 |
| 26.1 | 12.8 | 22.1 | (10.4) | 21.9 | . | 24.2 | 20.7 | 21.8 | 20.4 | 508 |
| 88.0 | 94.0 | 86.3 | 91.8 | 74.8 | . | 91.9 | 76.2 | 85.9 | 76.2 | 509 |
| 56.1 | 57.8 | 48.7 | 32.5 | 54.7 | . | 48.6 | 69.6 | 49.8 | 63.5 | 510 |
| 24.9 | 31.6 | 32.6 | 59.3 | 30.6 | . | 29.7 | 20.3 | 34.8 | 24.6 | 511 |
| 19.0 | 10.6 | 18.7 | (8.1) | 14.7 | . | 21.6 | 10.0 | 15.4 | 11.9 | 512 |
| 12.0 | 6.0 | 13.7 | (8.2) | 25.2 | . | 8.1 | 23.8 | 14.1 | 23.8 | 513 |
| (2.6) | 11.1 | (4.1) | / | 11.8 | . | / | 20.6 | 5.8 | 17.6 | 514 |
| 19.4 | 41.1 | 52.7 | / | 45.1 | . | (41.5) | 24.5 | 33.7 | 34.8 | 515 |
| 78.0 | 47.8 | 43.3 | / | 43.1 | . | 53.8 | 54.9 | 60.5 | 47.6 | 516 |
| GEBRAUCHSGUETERN AUS HOLZ U. AE. | | | | | | | | | | |
| 2.2 | 2.8 | 3.2 | 0.1 | 2.5 | 2.0 | 1.9 | 4.3 | 2.4 | 2.6 | 517 |
| 45.7 | 45.7 | 48.9 | 48.1 | 55.0 | 41.6 | 22.6 | 43.1 | 41.9 | 47.8 | 518 |
| 38.6 | 35.0 | 28.8 | 38.6 | 36.3 | 41.7 | 25.7 | 45.2 | 37.2 | 40.2 | 519 |
| 15.7 | 19.3 | 22.3 | (13.3) | 8.7 | 16.7 | 51.7 | 11.8 | 20.9 | 12.0 | 520 |
| 82.7 | 88.5 | 82.1 | 85.2 | 78.1 | 74.7 | 90.1 | 69.5 | 82.2 | 74.1 | 521 |
| 53.4 | 49.6 | 55.6 | 55.9 | 62.9 | 47.9 | 24.6 | 48.5 | 48.7 | 55.2 | 522 |
| 35.8 | 34.8 | 29.3 | 43.0 | 30.9 | 39.5 | 22.8 | 42.5 | 35.6 | 36.0 | 523 |
| 10.8 | 15.6 | 15.2 | / | 6.2 | 12.6 | 52.6 | 8.9 | 15.8 | 8.8 | 524 |
| 17.3 | 11.5 | 17.9 | 14.8 | 21.9 | 25.3 | 9.9 | 30.5 | 17.8 | 25.9 | 525 |
| 9.0 | 16.0 | 18.5 | / | 26.7 | 22.9 | / | 30.6 | 10.7 | 26.8 | 526 |
| 51.9 | 35.9 | 26.8 | / | 55.7 | 48.5 | 51.5 | 51.1 | 44.7 | 52.2 | 527 |
| 39.1 | 48.1 | 54.7 | (83.9) | 17.6 | 28.6 | 43.8 | 18.2 | 44.6 | 21.0 | 528 |
| SPIELWAREN, SPORTGERAETEN, SCHMUCK U. AE. | | | | | | | | | | |
| . | 0.2 | 0.5 | . | 0.6 | 0.1 | (0.0) | 1.2 | 0.5 | 0.4 | 529 |
| . | 23.4 | 32.7 | . | 48.7 | 45.4 | / | 34.2 | 36.0 | 40.6 | 530 |
| . | 55.7 | 48.7 | . | 47.6 | 30.0 | (70.8) | 53.7 | 40.1 | 48.2 | 531 |
| . | 20.8 | 17.5 | . | 3.7 | 24.6 | / | 12.0 | 23.8 | 10.2 | 532 |
| . | 64.7 | 65.0 | . | 61.7 | 33.1 | (100.0) | 42.2 | 54.2 | 51.5 | 533 |
| . | 32.7 | 66.4 | . | 66.3 | 74.4 | / | 35.2 | 52.7 | 52.7 | 534 |
| . | 52.9 | 49.2 | . | 31.7 | / | (70.8) | 59.1 | 36.7 | 41.5 | 535 |
| . | 14.4 | (4.4) | . | (2.0) | / | / | (5.7) | 10.5 | 5.8 | 536 |
| . | 35.3 | 35.0 | . | 39.3 | 66.9 | / | 57.8 | 45.8 | 48.5 | 537 |
| . | 6.5 | (7.3) | . | 20.2 | (31.0) | / | 33.5 | 16.2 | 27.8 | 538 |
| . | 60.9 | 50.7 | . | 73.4 | 37.9 | / | 49.8 | 44.1 | 57.3 | 539 |
| . | 32.6 | 42.0 | . | (6.5) | (31.0) | / | 16.7 | 39.6 | 14.9 | 540 |
| PAPPEVERARBEITUNG | | | | | | | | | | |
| 1.8 | 1.6 | 1.8 | 0.1 | 0.5 | 0.3 | 1.9 | 1.1 | 1.5 | 0.5 | 541 |
| 40.4 | 31.7 | 34.3 | 18.3 | 35.2 | 34.9 | 34.1 | 29.8 | 33.4 | 33.6 | 542 |
| 44.7 | 49.4 | 41.3 | 18.9 | 57.1 | 41.0 | 50.0 | 45.2 | 46.0 | 48.7 | 543 |
| 15.0 | 18.9 | 24.4 | 62.8 | (7.7) | 24.2 | 15.9 | 25.0 | 20.6 | 17.7 | 544 |
| 70.7 | 73.1 | 76.5 | 45.6 | 55.3 | 49.5 | 71.1 | 58.5 | 71.2 | 58.0 | 545 |
| 54.8 | 41.6 | 43.0 | 40.2 | 48.5 | 63.0 | 44.3 | 44.6 | 44.7 | 48.7 | 546 |
| 37.4 | 49.9 | 41.0 | 37.8 | 49.2 | 29.6 | 49.0 | 43.4 | 44.6 | 43.2 | 547 |
| 7.8 | 8.5 | 16.0 | (22.0) | / | (7.4) | 6.7 | 12.1 | 10.7 | 8.1 | 548 |
| 29.3 | 26.9 | 23.5 | 54.4 | 44.7 | 50.5 | 28.9 | 41.5 | 28.8 | 42.0 | 549 |
| 5.4 | 4.8 | 6.0 | / | 18.8 | (7.3) | (9.1) | 9.0 | 5.3 | 12.8 | 550 |
| 62.3 | 48.1 | 42.4 | / | 66.8 | 52.1 | 52.4 | 47.7 | 49.6 | 56.2 | 551 |
| 32.4 | 47.1 | 51.6 | 96.9 | (14.3) | 40.6 | 38.5 | 43.4 | 45.1 | 31.0 | 552 |
| VERVIELFAELTIGUNG | | | | | | | | | | |
| 1.7 | 1.8 | 1.9 | 0.4 | 1.4 | 0.7 | 5.7 | 1.1 | 2.2 | 1.0 | 553 |
| 56.6 | 58.1 | 52.9 | 55.5 | 52.9 | 59.3 | 57.0 | 67.2 | 58.7 | 58.5 | 554 |
| 26.5 | 27.6 | 25.7 | 30.0 | 33.4 | 33.7 | 25.7 | 29.6 | 27.7 | 31.5 | 555 |
| 16.9 | 14.3 | 21.3 | 14.5 | 13.7 | 7.0 | 17.3 | (3.2) | 13.6 | 10.0 | 556 |
| 78.0 | 83.3 | 74.6 | 74.7 | 61.9 | 61.6 | 83.0 | 60.0 | 81.0 | 64.1 | 557 |
| 66.3 | 64.6 | 62.9 | 63.9 | 62.1 | 62.9 | 63.0 | 70.2 | 66.3 | 65.1 | 558 |
| 22.0 | 26.8 | 23.1 | 26.0 | 29.8 | 30.4 | 23.8 | 26.6 | 25.1 | 27.7 | 559 |
| 11.7 | 8.6 | 14.0 | 10.1 | 8.1 | 6.8 | 13.2 | (3.3) | 8.7 | 7.2 | 560 |
| 22.0 | 16.7 | 25.4 | 25.3 | 38.1 | 38.4 | 17.0 | 40.0 | 19.0 | 35.9 | 561 |
| 22.1 | 26.0 | 23.7 | 30.5 | 38.0 | 53.5 | 27.6 | 62.8 | 26.3 | 46.7 | 562 |
| 42.4 | 31.7 | 33.4 | 41.9 | 39.1 | 39.1 | 34.8 | 34.2 | 38.8 | 38.4 | 563 |
| 35.5 | 42.4 | 42.9 | 27.6 | 22.9 | (7.4) | 37.6 | / | 34.9 | 14.9 | 564 |
| KUNSTSTOFFWAREN | | | | | | | | | | |
| 4.2 | 4.0 | 4.8 | 0.7 | 1.1 | 1.2 | 4.0 | 1.6 | 3.9 | 1.1 | 565 |
| 30.5 | 28.5 | 36.1 | 19.5 | 49.5 | 29.2 | 31.3 | 24.8 | 31.4 | 36.7 | 566 |
| 43.0 | 40.1 | 43.2 | 51.4 | 37.5 | 61.1 | 38.0 | 60.6 | 41.1 | 49.9 | 567 |
| 26.4 | 31.4 | 20.7 | 29.1 | 13.0 | 9.7 | 29.7 | 14.6 | 27.6 | 13.5 | 568 |
| 81.4 | 74.1 | 86.1 | 64.3 | 71.1 | 77.9 | 78.1 | 68.5 | 74.5 | 72.5 | 569 |
| 35.7 | 35.5 | 41.2 | 30.0 | 59.5 | 34.5 | 38.3 | 34.2 | 40.0 | 45.4 | 570 |
| 45.0 | 44.4 | 45.2 | 48.2 | 33.2 | 62.9 | 37.6 | 56.9 | 42.2 | 47.5 | 571 |
| 19.4 | 20.2 | 13.5 | 21.8 | 7.3 | (2.6) | 24.1 | 9.0 | 17.8 | 7.1 | 572 |
| 18.6 | 25.9 | 13.9 | 35.7 | 28.9 | 22.1 | 20.9 | 31.5 | 25.5 | 27.5 | 573 |
| 8.1 | 8.4 | 4.2 | / | 25.0 | 10.6 | 4.7 | (4.4) | 6.1 | 13.7 | 574 |
| 34.6 | 27.9 | 30.7 | 57.0 | 48.1 | 54.7 | 44.3 | 68.7 | 37.8 | 56.0 | 575 |
| 57.3 | 63.7 | 66.0 | 42.3 | 26.9 | 34.7 | 51.1 | 26.9 | 56.1 | 30.3 | 576 |

2 ANGABEN ZUR STRUKTUR DER ARBEITER NACH WIRTSCHAFTS
OKTOBER

| LAUFENDE NUMMER | GESCHLECHT LEISTUNGS- GRUPPE | BADEN- WÜRTTEMBERG | BAYERN | BERLIN | | | BRANDEN- BURG | BREMEN | HAMBURG | HESSEN | MECKLEN- BURG- VORPOMMERN |
|---|------------------------------------|-----------------------|--------|-----------|--------|--------|------------------|--------|---------|--------|---------------------------------|
| | | | | INSGESAMT | (WEST) | (OST) | | | | | |
| LEDERER | | | | | | | | | | | |
| 577 | ZUSAMMEN | 0.1 | 0.1 | - | / | / | . | / | / | 0.0 | / |
| 578 | 1 | 33.3 | 31.1 | - | / | / | . | / | / | (35.5) | / |
| 579 | 2 | 32.9 | 52.5 | - | / | / | . | / | / | (61.3) | / |
| 580 | 3 | 33.8 | 16.4 | - | / | / | . | / | / | / | / |
| 581 | MAENNLICH | 68.8 | 78.8 | - | / | / | . | / | / | (67.7) | / |
| 582 | 1 | 43.5 | 37.1 | - | / | / | . | / | / | (47.6) | / |
| 583 | 2 | 30.2 | 58.9 | - | / | / | . | / | / | (47.6) | / |
| 584 | 3 | 26.2 | (4.0) | - | / | / | . | / | / | / | / |
| 585 | WEIBLICH | 31.2 | 21.2 | - | / | / | . | / | / | (32.3) | / |
| 586 | 1 | 10.7 | (8.8) | - | / | / | . | / | / | / | / |
| 587 | 2 | 38.8 | 28.9 | - | / | / | . | / | / | / | / |
| 588 | 3 | 50.6 | 62.3 | - | / | / | . | / | / | / | / |
| LEDERVERARBEITUNG (OHNE | | | | | | | | | | | |
| 589 | ZUSAMMEN | 0.1 | 0.2 | - | 0.0 | . | . | / | . | 0.3 | / |
| 590 | 1 | 10.5 | 19.9 | - | (38.2) | . | . | / | . | 54.0 | / |
| 591 | 2 | 63.2 | 64.5 | - | / | . | . | / | . | 33.9 | / |
| 592 | 3 | 26.3 | 15.5 | - | (47.1) | . | . | / | . | 12.1 | / |
| 593 | MAENNLICH | 28.0 | 27.6 | - | (32.4) | . | . | / | . | 41.8 | / |
| 594 | 1 | 27.2 | 26.8 | - | / | . | . | / | . | 79.9 | / |
| 595 | 2 | 52.9 | 65.1 | - | / | . | . | / | . | 15.0 | / |
| 596 | 3 | 19.8 | (8.1) | - | / | . | . | / | . | (5.1) | / |
| 597 | WEIBLICH | 72.0 | 72.4 | - | (67.6) | . | . | / | . | 58.2 | / |
| 598 | 1 | 4.0 | 17.3 | - | / | . | . | / | . | 35.4 | / |
| 599 | 2 | 67.2 | 64.3 | - | / | . | . | / | . | 47.5 | / |
| 600 | 3 | 28.8 | 18.4 | - | (56.5) | . | . | / | . | 17.1 | / |
| HERSTELLUNG VON SCHUHEN; REPARATUR VON SCHUHEN, | | | | | | | | | | | |
| 601 | ZUSAMMEN | 0.2 | 0.2 | - | . | 0.2 | . | / | . | 0.3 | . |
| 602 | 1 | 40.8 | 29.6 | - | . | 64.0 | . | / | . | 32.2 | . |
| 603 | 2 | 45.3 | 57.7 | - | . | (32.0) | . | / | . | 44.2 | . |
| 604 | 3 | 13.8 | 12.7 | - | . | / | . | / | . | 23.5 | . |
| 605 | MAENNLICH | 45.6 | 38.3 | - | . | (30.0) | . | / | . | 44.9 | . |
| 606 | 1 | 67.5 | 52.9 | - | . | (93.3) | . | / | . | 42.1 | . |
| 607 | 2 | 29.5 | 41.2 | - | . | / | . | / | . | 55.0 | . |
| 608 | 3 | (3.0) | 5.9 | - | . | / | . | / | . | (2.9) | . |
| 609 | WEIBLICH | 54.4 | 61.7 | - | . | 70.0 | . | / | . | 55.1 | . |
| 610 | 1 | 18.5 | 15.1 | - | . | (51.4) | . | / | . | 24.1 | . |
| 611 | 2 | 58.5 | 67.9 | - | . | (42.9) | . | / | . | 35.5 | . |
| 612 | 3 | 22.9 | 17.0 | - | . | / | . | / | . | 40.4 | . |
| TEXTIL | | | | | | | | | | | |
| 613 | ZUSAMMEN | 3.2 | 2.8 | - | 1.5 | . | . | 2.2 | . | 1.3 | . |
| 614 | 1 | 32.8 | 25.0 | - | 19.4 | . | . | 18.2 | . | 39.1 | . |
| 615 | 2 | 52.2 | 54.8 | - | 70.5 | . | . | 73.0 | . | 51.9 | . |
| 616 | 3 | 15.0 | 20.2 | - | 10.1 | . | . | 8.7 | . | 9.0 | . |
| 617 | MAENNLICH | 49.0 | 55.1 | - | 85.7 | . | . | 68.1 | . | 68.6 | . |
| 618 | 1 | 53.1 | 38.7 | - | 19.3 | . | . | 26.8 | . | 53.9 | . |
| 619 | 2 | 41.0 | 48.7 | - | 72.4 | . | . | 62.5 | . | 42.3 | . |
| 620 | 3 | 5.8 | 12.6 | - | 8.4 | . | . | 10.7 | . | 3.8 | . |
| 621 | WEIBLICH | 51.0 | 44.9 | - | 14.3 | . | . | 31.9 | . | 31.4 | . |
| 622 | 1 | 13.3 | 8.2 | - | 20.1 | . | . | / | . | 6.8 | . |
| 623 | 2 | 62.9 | 62.3 | - | 59.3 | . | . | 95.5 | . | 72.8 | . |
| 624 | 3 | 23.8 | 29.5 | - | 20.6 | . | . | (4.5) | . | 20.4 | . |
| DARUNTER: SPINNEREI, ZWIRNEREI, | | | | | | | | | | | |
| 625 | ZUSAMMEN | 0.4 | 0.9 | - | 0.6 | . | . | . | / | 0.4 | . |
| 626 | 1 | 18.9 | 18.0 | - | 14.9 | . | . | . | / | 54.7 | . |
| 627 | 2 | 66.2 | 69.0 | - | 73.2 | . | . | . | / | 40.2 | . |
| 628 | 3 | 15.0 | 13.0 | - | 11.9 | . | . | . | / | 5.1 | . |
| 629 | MAENNLICH | 49.8 | 60.1 | - | 91.8 | . | . | . | / | 85.4 | . |
| 630 | 1 | 33.7 | 27.8 | - | 15.8 | . | . | . | / | 63.6 | . |
| 631 | 2 | 58.7 | 61.6 | - | 73.6 | . | . | . | / | 35.1 | . |
| 632 | 3 | 7.6 | 10.7 | - | 10.6 | . | . | . | / | (1.3) | . |
| 633 | WEIBLICH | 50.2 | 39.9 | - | 8.2 | . | . | . | / | 14.6 | . |
| 634 | 1 | 4.1 | 3.4 | - | / | . | . | . | / | / | . |
| 635 | 2 | 73.6 | 80.2 | - | 69.4 | . | . | . | / | 70.1 | . |
| 636 | 3 | 22.3 | 16.5 | - | (26.5) | . | . | . | / | 27.5 | . |
| WEBEREI (OHNE WEBEREIEN DES | | | | | | | | | | | |
| 637 | ZUSAMMEN | 0.5 | 0.6 | - | 0.2 | / | / | / | . | 0.3 | / |
| 638 | 1 | 38.6 | 39.3 | - | 48.0 | / | / | / | . | 39.0 | / |
| 639 | 2 | 52.0 | 44.2 | - | 37.3 | / | / | / | . | 53.3 | / |
| 640 | 3 | 9.4 | 16.5 | - | (14.7) | / | / | / | . | 7.8 | / |
| 641 | MAENNLICH | 60.0 | 53.5 | - | 87.0 | / | / | / | . | 70.6 | / |
| 642 | 1 | 52.7 | 60.0 | - | 42.9 | / | / | / | . | 48.7 | / |
| 643 | 2 | 40.6 | 33.8 | - | 42.2 | / | / | / | . | 47.2 | / |
| 644 | 3 | 6.8 | 6.1 | - | (14.9) | / | / | / | . | 4.2 | / |
| 645 | WEIBLICH | 40.0 | 46.5 | - | (13.0) | / | / | / | . | 29.4 | / |
| 646 | 1 | 17.4 | 15.4 | - | (82.6) | / | / | / | . | 15.7 | / |
| 647 | 2 | 69.2 | 56.1 | - | / | / | / | / | . | 68.0 | / |
| 648 | 3 | 13.4 | 28.5 | - | / | / | / | / | . | 16.3 | / |

*) ERLAEUTERUNGEN HIERZU IN DER EINFUEHRUNG.

ZWEIG, GESCHLECHT UND LEISTUNGSGRUPPE IN % *)
1993

| NIEDER- SACHSEN | NORDRHEIN- WESTFALEN | RHEINLAND- PFA LZ | SAARLAND | SACHSEN | SACHSEN- ANHALT | SCHLESWIG- HOLSTEIN | THUE- RINGEN | FRUEHERES BUNDES- GEBIET | NEUE LAENDER U. BERLIN-OST | LAUFENDE NUMMER |
|--|-------------------------|----------------------|----------|---------|--------------------|------------------------|-----------------|--------------------------------|----------------------------------|--------------------|
| ZEUGUNG | | | | | | | | | | |
| . | 0.0 | . | / | 0.0 | . | . | . | 0.1 | 0.0 | 577 |
| . | 38.4 | . | / | 72.7 | . | . | . | 33.1 | 61.3 | 578 |
| . | 40.7 | . | / | (18.2) | . | . | . | 40.0 | 31.1 | 579 |
| . | 20.9 | . | / | / | . | . | . | 26.9 | / | 580 |
| . | 83.3 | . | / | 80.3 | . | . | . | 74.3 | 69.7 | 581 |
| . | 44.5 | . | / | 75.5 | . | . | . | 41.3 | 68.7 | 582 |
| . | 37.8 | . | / | (20.8) | . | . | . | 41.2 | (27.7) | 583 |
| . | 17.7 | . | / | / | . | . | . | 17.6 | / | 584 |
| . | 16.7 | . | / | (19.7) | . | . | . | 25.7 | 30.3 | 585 |
| . | / | . | / | / | . | . | . | 9.4 | (44.4) | 586 |
| . | 55.0 | . | / | / | . | . | . | 36.6 | (38.9) | 587 |
| . | (36.7) | . | / | / | . | . | . | 54.0 | / | 588 |
| HERSTELLUNG VON SCHUHEN) | | | | | | | | | | |
| 0.1 | 0.1 | 0.4 | (0.0) | 0.0 | 0.1 | / | 0.2 | 0.2 | 0.1 | 589 |
| 35.4 | 15.2 | 35.8 | / | (22.4) | (13.3) | / | 64.9 | 26.4 | 38.0 | 590 |
| 25.6 | 44.3 | 35.1 | / | 77.6 | 47.8 | / | 26.7 | 49.0 | 42.7 | 591 |
| 39.1 | 40.5 | 29.2 | (68.8) | / | 38.9 | / | (8.4) | 24.5 | 19.3 | 592 |
| 40.1 | 29.2 | 32.7 | / | (26.4) | (14.2) | / | 28.8 | 32.0 | 21.9 | 593 |
| 58.0 | 26.4 | 75.5 | / | / | (62.5) | / | 61.8 | 48.0 | 57.8 | 594 |
| 26.1 | 49.7 | 21.0 | / | / | / | / | (30.9) | 39.9 | (35.4) | 595 |
| (16.0) | 23.9 | (3.5) | / | / | / | / | / | 12.1 | / | 596 |
| 59.9 | 70.8 | 67.3 | (68.8) | 73.6 | 85.8 | / | 71.2 | 68.0 | 78.1 | 597 |
| 20.2 | 10.6 | 16.4 | / | / | / | / | 66.2 | 16.3 | 32.5 | 598 |
| 25.3 | 42.0 | 41.9 | / | (84.6) | 50.5 | / | 25.0 | 53.4 | 44.7 | 599 |
| 54.5 | 47.4 | 41.6 | / | / | 44.3 | / | (8.8) | 30.4 | 22.9 | 600 |
| GEBRAUCHSGUETERN AUS LEDER U.AE., SCHIRMEN | | | | | | | | | | |
| . | 0.2 | 2.6 | . | 0.2 | 0.2 | / | 0.1 | 0.3 | 0.2 | 601 |
| . | 37.4 | 36.3 | . | 50.9 | 46.1 | / | (14.0) | 35.5 | 45.0 | 602 |
| . | 33.7 | 41.0 | . | 42.0 | 46.9 | / | 72.8 | 43.3 | 47.4 | 603 |
| . | 28.9 | 22.7 | . | (7.1) | (7.0) | / | (13.2) | 21.2 | 7.6 | 604 |
| . | 46.8 | 34.8 | . | 45.4 | 42.4 | / | 39.5 | 39.7 | 41.5 | 605 |
| . | 47.3 | 46.7 | . | 60.9 | 80.6 | / | (28.9) | 50.7 | 62.1 | 606 |
| . | 32.8 | 38.8 | . | 36.7 | (14.6) | / | (64.4) | 37.5 | 34.6 | 607 |
| . | 19.9 | 14.4 | . | / | / | / | / | 11.9 | (3.2) | 608 |
| . | 53.2 | 65.2 | . | 54.6 | 57.6 | / | 60.5 | 60.3 | 58.5 | 609 |
| . | 28.6 | 30.8 | . | 42.5 | (20.7) | / | / | 25.4 | 32.8 | 610 |
| . | 34.6 | 42.1 | . | 46.5 | 70.7 | / | 78.3 | 47.1 | 56.5 | 611 |
| . | 36.8 | 27.1 | . | (11.0) | (8.6) | / | (17.4) | 27.4 | 10.7 | 612 |
| GEWERBE | | | | | | | | | | |
| 1.8 | 2.6 | 1.7 | . | 3.9 | (0.0) | 0.9 | 1.9 | 2.3 | 1.6 | 613 |
| 43.6 | 33.2 | 25.1 | . | 40.3 | (51.7) | 22.7 | 32.7 | 31.6 | 38.3 | 614 |
| 46.3 | 54.8 | 54.7 | . | 52.4 | / | 53.3 | 60.6 | 53.6 | 54.5 | 615 |
| 10.0 | 12.1 | 20.2 | . | 7.3 | / | 24.0 | 6.7 | 14.8 | 7.2 | 616 |
| 66.9 | 70.2 | 60.6 | . | 42.3 | (79.3) | 55.6 | 42.9 | 60.4 | 42.9 | 617 |
| 51.1 | 42.2 | 39.6 | . | 65.9 | (43.5) | 36.9 | 60.8 | 44.5 | 63.2 | 618 |
| 44.1 | 50.7 | 48.2 | . | 30.0 | / | 45.8 | 36.5 | 47.6 | 32.9 | 619 |
| 4.8 | 7.1 | 12.2 | . | 4.0 | / | 17.4 | (2.7) | 8.0 | 3.9 | 620 |
| 33.1 | 29.8 | 39.4 | . | 57.7 | / | 44.4 | 57.1 | 39.6 | 57.1 | 621 |
| 28.5 | 11.9 | 2.8 | . | 21.5 | / | (4.9) | 11.5 | 11.9 | 19.7 | 622 |
| 50.9 | 64.3 | 64.6 | . | 68.8 | / | 62.8 | 78.7 | 62.9 | 70.7 | 623 |
| 20.6 | 23.8 | 32.6 | . | 9.7 | / | 32.3 | 9.7 | 25.2 | 9.6 | 624 |
| HANDELSFERTIGE AUFMACHUNG VON GARNEN | | | | | | | | | | |
| 0.5 | 0.4 | 1.2 | / | 1.3 | / | . | 0.8 | 0.5 | 0.6 | 625 |
| 42.0 | 22.3 | 26.1 | / | 39.1 | / | . | 24.3 | 24.5 | 34.0 | 626 |
| 52.0 | 73.5 | 59.0 | / | 57.6 | / | . | 70.9 | 65.0 | 62.4 | 627 |
| 6.0 | 4.2 | 14.9 | / | 3.3 | / | . | 4.7 | 10.4 | 3.7 | 628 |
| 81.7 | 81.0 | 61.7 | / | 43.1 | / | . | 37.8 | 67.8 | 42.7 | 629 |
| 50.0 | 26.8 | 40.8 | / | 72.9 | / | . | 60.7 | 34.6 | 65.4 | 630 |
| 48.3 | 69.2 | 55.4 | / | 24.4 | / | . | 35.6 | 59.1 | 31.7 | 631 |
| (1.7) | 4.0 | 3.8 | / | (2.6) | / | . | / | 6.3 | 2.9 | 632 |
| 18.3 | 19.0 | 38.3 | / | 56.9 | / | . | 62.2 | 32.2 | 57.3 | 633 |
| (6.1) | (3.2) | (2.5) | / | 13.5 | / | . | / | 3.4 | 10.6 | 634 |
| 68.6 | 91.8 | 64.8 | / | 82.7 | / | . | 92.4 | 77.5 | 85.2 | 635 |
| 25.3 | 5.0 | 32.7 | / | 3.7 | / | . | (5.4) | 19.2 | 4.2 | 636 |
| SONSTIGEN TEXTILGEWERBES) | | | | | | | | | | |
| 0.6 | 1.0 | 0.2 | / | 1.1 | . | 0.4 | 0.3 | 0.6 | 0.4 | 637 |
| 46.0 | 40.3 | 29.2 | / | 53.8 | . | 33.8 | 24.6 | 40.1 | 50.2 | 638 |
| 49.8 | 51.0 | 23.7 | / | 41.5 | . | 46.7 | 72.1 | 49.0 | 45.2 | 639 |
| 4.3 | 8.7 | 47.1 | / | 4.7 | . | 19.5 | / | 10.9 | 4.6 | 640 |
| 75.9 | 71.7 | 76.8 | / | 49.3 | . | 61.2 | 64.3 | 66.7 | 51.1 | 641 |
| 51.7 | 48.2 | 36.4 | / | 74.4 | . | 49.1 | 37.0 | 50.9 | 68.6 | 642 |
| 43.4 | 44.8 | 25.1 | / | 23.0 | . | 31.5 | 61.1 | 41.7 | 28.8 | 643 |
| 4.8 | 6.9 | 38.4 | / | (2.7) | . | 19.4 | / | 7.4 | (2.6) | 644 |
| 24.1 | 28.3 | 23.2 | / | 50.7 | . | 38.8 | 35.7 | 33.3 | 48.9 | 645 |
| 27.7 | 20.1 | / | / | 33.9 | . | (9.5) | / | 18.6 | 31.0 | 646 |
| 69.8 | 66.7 | (19.2) | / | 59.4 | . | 70.7 | 91.9 | 63.6 | 62.3 | 647 |
| (2.5) | 13.3 | 75.8 | / | 6.7 | . | (19.7) | / | 17.7 | 6.7 | 648 |

2 ANGABEN ZUR STRUKTUR DER ARBEITER NACH WIRTSCHAFTS
OKTOBER

| LAUFENDE NUMMER | GESCHLECHT LEISTUNGS- GRUPPE | BADEN- WÜRTTEMBERG | BAYERN | BERLIN | | | BRANDEN- BURG | BREMEN | HAMBURG | HESSEN | MECKLEN- BURG- VORPOMMERN |
|---------------------------------|------------------------------------|-----------------------|--------|-----------|--------|--------|------------------|--------|---------|--------|---------------------------------|
| | | | | INSGESAMT | (WEST) | (OST) | | | | | |
| BEKLEIDUNGS | | | | | | | | | | | |
| 649 | ZUSAMMEN | 1.2 | 2.9 | - | 1.0 | 1.4 | 0.8 | 1.1 | 0.1 | 1.0 | . |
| 650 | 1 | 23.4 | 19.8 | - | 51.8 | 23.4 | 28.0 | 11.2 | (32.3) | 22.2 | . |
| 651 | 2 | 54.8 | 70.3 | - | 19.9 | 75.9 | 71.0 | 30.3 | 67.7 | 60.7 | . |
| 652 | 3 | 21.8 | 9.9 | - | 28.3 | / | / | 58.5 | / | 17.1 | . |
| 653 | MAENNLICH | 15.7 | 12.5 | - | 23.5 | 10.9 | 7.0 | 18.6 | (24.2) | 17.4 | . |
| 654 | 1 | 48.8 | 51.1 | - | 40.6 | 80.9 | (51.2) | (18.3) | / | 49.1 | . |
| 655 | 2 | 27.3 | 39.2 | - | 29.5 | / | (46.3) | 47.3 | (86.7) | 35.9 | . |
| 656 | 3 | 23.9 | 9.7 | - | 29.9 | / | / | 34.4 | / | 14.9 | . |
| 657 | WEIBLICH | 84.3 | 87.5 | - | 76.5 | 89.1 | 93.0 | 81.4 | 75.8 | 82.6 | . |
| 658 | 1 | 18.7 | 15.3 | - | 55.2 | 16.4 | 26.2 | 9.6 | (38.3) | 16.5 | . |
| 659 | 2 | 59.9 | 74.8 | - | 17.0 | 82.9 | 72.8 | 26.5 | (61.7) | 65.9 | . |
| 660 | 3 | 21.4 | 9.9 | - | 27.8 | / | / | 64.0 | / | 17.5 | . |
| NAHRUNGS- UND GE | | | | | | | | | | | |
| 661 | ZUSAMMEN | 2.9 | 5.3 | - | 10.6 | 4.9 | 6.0 | 12.9 | 7.7 | 4.6 | 9.9 |
| 662 | 1 | 40.1 | 48.0 | - | 34.7 | 64.9 | 44.5 | 30.3 | 43.1 | 39.9 | 46.6 |
| 663 | 2 | 32.1 | 29.1 | - | 37.0 | 21.7 | 44.4 | 38.1 | 30.5 | 24.8 | 42.1 |
| 664 | 3 | 27.7 | 22.9 | - | 28.4 | 13.4 | 11.0 | 31.6 | 26.4 | 35.3 | 11.3 |
| 665 | MAENNLICH | 72.8 | 77.9 | - | 69.2 | 80.5 | 70.4 | 68.6 | 74.7 | 73.4 | 69.7 |
| 666 | 1 | 53.6 | 60.3 | - | 45.5 | 71.7 | 50.5 | 43.7 | 55.3 | 52.4 | 55.2 |
| 667 | 2 | 33.4 | 30.1 | - | 33.4 | 19.2 | 41.8 | 38.7 | 27.3 | 27.5 | 39.5 |
| 668 | 3 | 13.0 | 9.6 | - | 21.1 | 9.1 | 7.7 | 17.6 | 17.4 | 20.1 | 5.3 |
| 669 | WEIBLICH | 27.2 | 22.1 | - | 30.8 | 19.5 | 29.6 | 31.4 | 25.3 | 26.6 | 30.3 |
| 670 | 1 | 4.1 | 4.5 | - | 10.3 | 36.6 | 30.4 | (1.2) | 7.0 | 5.3 | 26.7 |
| 671 | 2 | 28.9 | 25.7 | - | 44.9 | 32.2 | 50.6 | 36.7 | 39.8 | 17.3 | 48.2 |
| 672 | 3 | 67.0 | 69.8 | - | 44.8 | 31.2 | 19.1 | 62.1 | 53.2 | 77.4 | 25.1 |
| BROT- UND BACK | | | | | | | | | | | |
| 673 | ZUSAMMEN | 0.1 | 0.2 | - | 0.4 | 1.8 | 0.9 | . | . | 0.5 | 1.9 |
| 674 | 1 | 57.2 | 32.7 | - | 34.9 | 65.6 | 46.0 | . | . | 43.5 | 58.9 |
| 675 | 2 | 24.0 | 29.1 | - | 31.1 | 16.1 | 46.0 | . | . | 12.7 | 31.6 |
| 676 | 3 | 18.8 | 38.2 | - | 34.0 | 18.3 | 8.1 | . | . | 43.8 | 9.4 |
| 677 | MAENNLICH | 79.4 | 81.3 | - | 89.0 | 80.6 | 61.3 | . | . | 80.0 | 64.1 |
| 678 | 1 | 66.2 | 39.6 | - | 38.2 | 73.9 | 59.2 | . | . | 51.8 | 68.5 |
| 679 | 2 | 24.8 | 34.2 | - | 33.0 | 11.8 | 38.0 | . | . | 15.5 | 26.4 |
| 680 | 3 | 9.0 | 26.2 | - | 28.8 | 14.3 | (2.8) | . | . | 32.7 | 5.1 |
| 681 | WEIBLICH | 20.6 | 18.7 | - | 11.0 | 19.4 | 38.7 | . | . | 20.0 | 35.9 |
| 682 | 1 | 22.7 | / | - | / | 31.1 | 24.9 | . | . | 10.1 | 41.9 |
| 683 | 2 | 20.9 | (6.8) | - | / | 34.0 | 58.6 | . | . | / | 41.0 |
| 684 | 3 | 56.4 | 90.7 | - | (76.3) | 34.9 | 16.5 | . | . | 88.4 | 17.1 |
| OBST- UND GEMUE | | | | | | | | | | | |
| 685 | ZUSAMMEN | 0.2 | 0.2 | - | 0.2 | / | . | / | 1.1 | 0.2 | . |
| 686 | 1 | 23.1 | 25.7 | - | 19.1 | / | . | / | 31.9 | 23.1 | . |
| 687 | 2 | 39.7 | 27.9 | - | 50.9 | / | . | / | 39.7 | 30.3 | . |
| 688 | 3 | 37.1 | 46.4 | - | 30.1 | / | . | / | 28.4 | 46.6 | . |
| 689 | MAENNLICH | 70.1 | 63.5 | - | 68.8 | / | . | / | 69.0 | 63.4 | . |
| 690 | 1 | 31.9 | 39.5 | - | 26.1 | / | . | / | 43.5 | 32.8 | . |
| 691 | 2 | 49.7 | 35.6 | - | 47.1 | / | . | / | 38.2 | 40.4 | . |
| 692 | 3 | 18.4 | 24.9 | - | 26.9 | / | . | / | 18.3 | 26.8 | . |
| 693 | WEIBLICH | 29.9 | 36.5 | - | 31.2 | / | . | / | 31.0 | 36.6 | . |
| 694 | 1 | (2.5) | / | - | / | / | . | / | (6.1) | (6.3) | . |
| 695 | 2 | 16.5 | 14.5 | - | 59.3 | / | . | / | 42.9 | (13.0) | . |
| 696 | 3 | 81.0 | 83.8 | - | (37.0) | / | . | / | 51.0 | 80.7 | . |
| SCHLACHTHAEUSER (OHNE KOMMUNALE | | | | | | | | | | | |
| 697 | ZUSAMMEN | 0.2 | 0.3 | - | 1.1 | 0.3 | 2.5 | . | . | 0.2 | 2.2 |
| 698 | 1 | 34.7 | 38.2 | - | 37.0 | 65.4 | 51.1 | . | . | 38.4 | 34.2 |
| 699 | 2 | 31.1 | 22.2 | - | 18.5 | (25.9) | 38.1 | . | . | 33.7 | 59.2 |
| 700 | 3 | 34.3 | 39.6 | - | 44.5 | / | 10.8 | . | . | 27.9 | 6.6 |
| 701 | MAENNLICH | 60.8 | 66.2 | - | 73.4 | 87.7 | 64.0 | . | . | 70.1 | 69.5 |
| 702 | 1 | 55.4 | 55.2 | - | 49.8 | 70.4 | 60.0 | . | . | 51.1 | 40.1 |
| 703 | 2 | 32.8 | 24.1 | - | 16.8 | (22.5) | 32.1 | . | . | 33.5 | 56.7 |
| 704 | 3 | 11.7 | 20.7 | - | 33.4 | / | 7.9 | . | . | 15.5 | (3.2) |
| 705 | WEIBLICH | 39.2 | 33.8 | - | 26.6 | (12.3) | 36.0 | . | . | 29.9 | 30.5 |
| 706 | 1 | (2.5) | 4.9 | - | / | / | 35.2 | . | . | (8.8) | 20.7 |
| 707 | 2 | 28.3 | 18.4 | - | 23.0 | / | 48.7 | . | . | 34.1 | 64.9 |
| 708 | 3 | 69.2 | 76.7 | - | 75.3 | / | 16.1 | . | . | 57.1 | 14.4 |
| FISCHVER | | | | | | | | | | | |
| 709 | ZUSAMMEN | / | . | - | . | / | . | 4.5 | . | / | 0.5 |
| 710 | 1 | / | . | - | . | / | . | 12.8 | . | / | 27.5 |
| 711 | 2 | / | . | - | . | / | . | 41.5 | . | / | 72.1 |
| 712 | 3 | / | . | - | . | / | . | 45.7 | . | / | / |
| 713 | MAENNLICH | / | . | - | . | / | . | 54.2 | . | / | 46.4 |
| 714 | 1 | / | . | - | . | / | . | 22.5 | . | / | 53.7 |
| 715 | 2 | / | . | - | . | / | . | 44.4 | . | / | 45.4 |
| 716 | 3 | / | . | - | . | / | . | 33.1 | . | / | / |
| 717 | WEIBLICH | / | . | - | . | / | . | 45.8 | . | / | 53.6 |
| 718 | 1 | / | . | - | . | / | . | (1.4) | . | / | / |
| 719 | 2 | / | . | - | . | / | . | 38.0 | . | / | 95.2 |
| 720 | 3 | / | . | - | . | / | . | 60.6 | . | / | / |

*) ERLAEUTERUNGEN HIERZU IN DER EINFUEHRUNG.

ZWEIG, GESCHLECHT UND LEISTUNGSGRUPPE IN % *)
1993

| NIEDER- SACHSEN | NORDRHEIN- WESTFALEN | RHEINLAND- PFALZ | SAARLAND | SACHSEN | SACHSEN- ANHALT | SCHLESWIG- HOLSTEIN | THUE- RINGEN | FRUEHERES BUNDES- GEBIET | NEUE LAENDER U. BERLIN-OST | LAUFENDE NUMMER |
|-------------------------------------|-------------------------|---------------------|----------|---------|--------------------|------------------------|-----------------|--------------------------------|----------------------------------|--------------------|
| GEWERBE | | | | | | | | | | |
| 1.3 | 1.4 | 0.8 | 0.4 | 1.6 | 0.3 | 0.8 | 1.0 | 1.4 | 0.9 | 649 |
| 34.2 | 23.0 | 14.1 | 23.9 | 43.2 | 48.2 | 19.8 | 50.9 | 22.9 | 40.9 | 650 |
| 57.9 | 55.3 | 62.5 | 63.4 | 47.8 | 46.3 | 72.9 | 39.6 | 61.1 | 51.9 | 651 |
| 7.9 | 21.7 | 23.5 | 12.7 | 9.0 | (5.5) | 7.3 | 9.5 | 16.0 | 7.3 | 652 |
| 13.9 | 23.4 | 13.6 | 10.2 | 16.7 | (6.8) | 9.5 | (7.3) | 16.3 | 13.5 | 653 |
| 51.1 | 27.8 | 46.3 | 59.1 | 53.3 | (85.7) | 46.1 | (69.6) | 41.5 | 56.0 | 654 |
| 38.0 | 46.8 | 39.9 | (30.3) | 40.7 | / | 44.7 | / | 39.7 | 38.2 | 655 |
| 12.9 | 25.5 | / | / | (6.0) | / | / | / | 18.8 | (5.8) | 656 |
| 86.1 | 76.6 | 86.4 | 89.8 | 83.3 | 93.2 | 90.5 | 92.7 | 83.7 | 86.5 | 657 |
| 31.5 | 21.5 | 9.0 | 19.9 | 41.2 | 45.5 | 17.0 | 49.4 | 19.2 | 38.5 | 658 |
| 61.5 | 57.9 | 66.0 | 67.2 | 49.2 | 49.3 | 75.8 | 40.9 | 65.3 | 54.0 | 659 |
| 7.1 | 20.6 | 25.0 | 12.9 | 9.6 | (5.2) | 7.1 | 9.6 | 15.5 | 7.5 | 660 |
| NUSSMITTELINDUSTRIE | | | | | | | | | | |
| 9.0 | 3.9 | 4.6 | 1.4 | 5.4 | 4.4 | 11.1 | 7.0 | 4.9 | 5.9 | 661 |
| 32.5 | 36.8 | 47.4 | 36.3 | 42.6 | 40.2 | 31.2 | 36.8 | 38.9 | 43.1 | 662 |
| 32.6 | 28.6 | 30.5 | 12.1 | 42.6 | 42.1 | 27.5 | 47.5 | 30.0 | 42.6 | 663 |
| 34.9 | 34.6 | 22.1 | 51.6 | 14.8 | 17.7 | 41.4 | 15.7 | 31.1 | 14.3 | 664 |
| 71.1 | 70.9 | 78.3 | 57.8 | 68.1 | 61.6 | 67.1 | 60.4 | 72.6 | 66.7 | 665 |
| 43.7 | 50.5 | 58.6 | 62.6 | 51.9 | 51.7 | 45.0 | 50.1 | 51.9 | 53.1 | 666 |
| 37.9 | 30.7 | 29.8 | 17.9 | 38.0 | 40.1 | 34.4 | 42.6 | 32.2 | 38.8 | 667 |
| 18.5 | 18.8 | 11.6 | 19.5 | 10.1 | 8.2 | 20.5 | 7.2 | 16.0 | 8.1 | 668 |
| 28.9 | 29.1 | 21.7 | 42.2 | 31.9 | 38.4 | 32.9 | 39.6 | 27.4 | 33.3 | 669 |
| 5.3 | 3.5 | 6.8 | / | 22.7 | 21.7 | 2.8 | 16.5 | 4.5 | 23.1 | 670 |
| 19.5 | 23.3 | 33.0 | 4.1 | 52.6 | 45.4 | 13.2 | 55.0 | 24.4 | 50.2 | 671 |
| 75.2 | 73.2 | 60.2 | 95.5 | 24.7 | 32.9 | 84.0 | 28.5 | 71.1 | 26.7 | 672 |
| WARENINDUSTRIE | | | | | | | | | | |
| 0.4 | 0.2 | 0.1 | . | 0.6 | 0.7 | 0.6 | 1.1 | 0.2 | 0.9 | 673 |
| 36.8 | 41.4 | 31.0 | . | 59.8 | 51.4 | 48.1 | 53.3 | 41.3 | 55.9 | 674 |
| 43.4 | 24.8 | 14.8 | . | 30.1 | 45.4 | 25.6 | 37.5 | 26.3 | 34.9 | 675 |
| 20.8 | 33.8 | 54.2 | . | 10.0 | (3.1) | 26.2 | 9.2 | 32.4 | 9.3 | 676 |
| 79.8 | 82.6 | 67.7 | . | 63.2 | 60.3 | 80.8 | 54.0 | 80.6 | 62.9 | 677 |
| 44.6 | 49.9 | 41.0 | . | 70.6 | 62.2 | 58.6 | 73.0 | 49.6 | 68.2 | 678 |
| 49.7 | 28.7 | 20.5 | . | 25.2 | 36.6 | 31.5 | 21.9 | 30.4 | 26.5 | 679 |
| 5.8 | 21.4 | 38.6 | . | (4.2) | / | 9.8 | (5.1) | 19.9 | 5.3 | 680 |
| 20.2 | 17.4 | 32.3 | . | 36.8 | 39.7 | 19.2 | 46.0 | 19.4 | 37.1 | 681 |
| / | / | (10.0) | . | 41.4 | 35.0 | / | 30.1 | 6.7 | 34.9 | 682 |
| 18.6 | (6.3) | / | . | 38.6 | 58.9 | / | 55.9 | 9.0 | 49.1 | 683 |
| 79.9 | 92.4 | 87.0 | . | 20.1 | (6.0) | 95.3 | 14.0 | 84.3 | 16.0 | 684 |
| SEVERARBEITUNG | | | | | | | | | | |
| 0.6 | 0.4 | 0.2 | . | 0.2 | 0.1 | 0.8 | 0.3 | 0.3 | 0.2 | 685 |
| 30.7 | 27.6 | 21.2 | . | 37.3 | 62.4 | 33.4 | 26.7 | 27.5 | 36.2 | 686 |
| 40.8 | 25.5 | 45.7 | . | 60.2 | (23.2) | 25.1 | 60.4 | 32.6 | 54.2 | 687 |
| 28.4 | 46.9 | 33.1 | . | (2.5) | (14.4) | 41.5 | 12.8 | 39.9 | 9.6 | 688 |
| 70.5 | 74.0 | 71.3 | . | 53.8 | 53.6 | 61.6 | 48.0 | 69.7 | 53.0 | 689 |
| 40.9 | 37.0 | 26.8 | . | 44.8 | 79.1 | 52.5 | 38.2 | 38.1 | 46.4 | 690 |
| 41.9 | 29.4 | 52.9 | . | 53.3 | (16.4) | 25.5 | 51.1 | 37.1 | 48.3 | 691 |
| 17.2 | 33.5 | 20.3 | . | / | / | 22.0 | (10.7) | 24.8 | (5.3) | 692 |
| 29.5 | 26.0 | 28.7 | . | 46.2 | 46.4 | 38.4 | 52.0 | 30.3 | 47.0 | 693 |
| 6.5 | / | / | . | 28.6 | (43.1) | / | (16.2) | 3.1 | 24.8 | 694 |
| 38.2 | 14.3 | 27.9 | . | 68.1 | (31.0) | 24.5 | 69.0 | 22.2 | 60.9 | 695 |
| 55.3 | 84.9 | 64.9 | . | / | (25.9) | 72.9 | (14.8) | 74.7 | 14.4 | 696 |
| SCHLACHTHOEFEN, FLEISCHVERARBEITUNG | | | | | | | | | | |
| 1.9 | 0.6 | 0.2 | 0.2 | 1.6 | 1.1 | 2.1 | 1.9 | 0.6 | 1.6 | 697 |
| 21.3 | 30.1 | 26.0 | 55.5 | 37.5 | 43.6 | 27.6 | 34.8 | 29.2 | 40.7 | 698 |
| 30.5 | 34.4 | 45.4 | (2.9) | 50.2 | 44.7 | 26.5 | 57.8 | 29.3 | 48.0 | 699 |
| 48.2 | 35.5 | 28.6 | 41.5 | 12.4 | 11.7 | 45.9 | 7.4 | 41.6 | 10.3 | 700 |
| 62.7 | 71.6 | 90.8 | 69.3 | 64.4 | 63.6 | 65.6 | 67.7 | 67.0 | 65.6 | 701 |
| 31.7 | 41.5 | 28.2 | 79.2 | 44.3 | 57.7 | 41.5 | 44.9 | 42.1 | 49.5 | 702 |
| 36.3 | 36.2 | 47.5 | (3.3) | 46.2 | 38.0 | 39.0 | 49.9 | 33.3 | 43.8 | 703 |
| 32.0 | 22.3 | 24.3 | 17.6 | 9.5 | (4.2) | 19.5 | 5.2 | 24.6 | 6.7 | 704 |
| 37.3 | 28.4 | 9.2 | 30.7 | 35.6 | 36.4 | 34.4 | 32.3 | 33.0 | 34.4 | 705 |
| 3.9 | (1.4) | / | / | 25.0 | 18.9 | (1.3) | 13.5 | 2.9 | 23.9 | 706 |
| 20.7 | 29.8 | (24.4) | / | 57.4 | 56.4 | (2.8) | 74.3 | 21.1 | 59.0 | 707 |
| 75.5 | 68.8 | 71.1 | 95.6 | 17.6 | 24.7 | 95.9 | 12.2 | 76.0 | 17.1 | 708 |
| ARBEITUNG | | | | | | | | | | |
| 0.5 | 0.1 | . | / | 0.0 | 0.1 | 1.2 | . | 0.2 | 0.1 | 709 |
| 13.3 | 10.6 | . | / | / | / | 10.2 | . | 12.1 | 23.7 | 710 |
| 12.4 | 31.9 | . | / | (27.8) | 50.7 | 15.5 | . | 26.0 | 62.7 | 711 |
| 74.3 | 57.5 | . | / | (61.1) | (38.8) | 74.3 | . | 61.8 | 13.6 | 712 |
| 41.3 | 35.2 | . | / | (41.7) | (34.3) | 38.2 | . | 44.6 | 43.6 | 713 |
| 23.6 | 27.2 | . | / | / | / | 25.9 | . | 23.5 | 48.8 | 714 |
| 18.9 | 40.0 | . | / | / | (56.5) | 29.9 | . | 34.5 | 715 | 715 |
| 57.5 | 32.8 | . | / | / | / | 44.2 | . | 42.0 | (8.1) | 716 |
| 58.7 | 64.8 | . | / | (58.3) | 65.7 | 61.8 | . | 55.4 | 56.4 | 717 |
| 6.1 | / | . | / | / | / | / | . | 3.0 | / | 718 |
| 7.9 | 27.5 | . | / | / | (47.7) | 6.6 | . | 19.2 | 77.8 | 719 |
| 86.0 | 70.9 | . | / | (71.4) | (50.0) | 92.9 | . | 77.8 | 17.9 | 720 |

2 ANGABEN ZUR STRUKTUR DER ARBEITER NACH WIRTSCHAFTS
OKTOBER

| LAUFENDE NUMMER | GESCHLECHT LEISTUNGS- GRUPPE | BADEN- WÜRTTEMBERG | BAYERN | BERLIN | | | BRANDEN- BURG | BREMEN | HAMBURG | HESSEN | MECKLEN- BURG- VORPOMMERN |
|-------------------------------------|------------------------------------|-----------------------|--------|-----------|--------|--------|------------------|--------|---------|--------|---------------------------------|
| | | | | INSGESAMT | (WEST) | (OST) | | | | | |
| BRAUEREI, | | | | | | | | | | | |
| 721 | ZUSAMMEN | 0.4 | 1.4 | - | . | 0.7 | 0.4 | . | 1.1 | 0.6 | 0.7 |
| 722 | 1 | 83.7 | 73.9 | - | . | 75.1 | 52.6 | . | 90.2 | 73.3 | 42.3 |
| 723 | 2 | 8.7 | 21.0 | - | . | 20.4 | 43.4 | . | / | 12.2 | 54.6 |
| 724 | 3 | 7.6 | 5.1 | - | . | (4.5) | (4.0) | . | 9.2 | 14.5 | (3.1) |
| 725 | MAENNLICH | 98.6 | 98.0 | - | . | 86.0 | 86.1 | . | 97.6 | 98.2 | 84.4 |
| 726 | 1 | 84.5 | 75.0 | - | . | 76.8 | 51.2 | . | 91.5 | 74.0 | 46.9 |
| 727 | 2 | 8.8 | 21.1 | - | . | 18.9 | 45.4 | . | / | 12.3 | 50.5 |
| 728 | 3 | 6.6 | 3.9 | - | . | / | / | . | 7.9 | 13.7 | / |
| 729 | WEIBLICH | 1.4 | 2.0 | - | . | 14.0 | 13.9 | . | (2.4) | 1.8 | 15.6 |
| 730 | 1 | (26.9) | 21.2 | - | . | (64.5) | (61.9) | . | / | (33.3) | / |
| 731 | 2 | / | / | - | . | / | (31.0) | . | / | / | 76.5 |
| 732 | 3 | (73.1) | 61.4 | - | . | / | / | . | (62.5) | (61.1) | / |
| TABAKVER | | | | | | | | | | | |
| 733 | ZUSAMMEN | 0.1 | 0.2 | - | 3.5 | . | / | . | . | 0.0 | . |
| 734 | 1 | 19.5 | 32.0 | - | 36.9 | . | / | . | . | / | . |
| 735 | 2 | 18.5 | 32.2 | - | 37.9 | . | / | . | . | 76.9 | . |
| 736 | 3 | 62.0 | 35.7 | - | 25.2 | . | / | . | . | / | . |
| 737 | MAENNLICH | 53.6 | 62.8 | - | 61.5 | . | / | . | . | / | . |
| 738 | 1 | 36.3 | 50.5 | - | 47.8 | . | / | . | . | / | . |
| 739 | 2 | 30.5 | 27.1 | - | 18.6 | . | / | . | . | / | . |
| 740 | 3 | 33.2 | 22.4 | - | 33.6 | . | / | . | . | / | . |
| 741 | WEIBLICH | 46.4 | 37.2 | - | 38.5 | . | / | . | . | 88.5 | . |
| 742 | 1 | / | / | - | 19.4 | . | / | . | . | / | . |
| 743 | 2 | / | 40.9 | - | 68.9 | . | / | . | . | 76.1 | . |
| 744 | 3 | 95.3 | 58.2 | - | 11.7 | . | / | . | . | / | . |
| DAVON: HERSTELLUNG VON | | | | | | | | | | | |
| 745 | ZUSAMMEN | 0.0 | / | - | / | / | / | / | / | . | / |
| 746 | 1 | (15.3) | / | - | / | / | / | / | / | . | / |
| 747 | 2 | / | / | - | / | / | / | / | / | . | / |
| 748 | 3 | 75.3 | / | - | / | / | / | / | / | . | / |
| 749 | MAENNLICH | (27.1) | / | - | / | / | / | / | / | . | / |
| 750 | 1 | (56.5) | / | - | / | / | / | / | / | . | / |
| 751 | 2 | / | / | - | / | / | / | / | / | . | / |
| 752 | 3 | / | / | - | / | / | / | / | / | . | / |
| 753 | WEIBLICH | 72.9 | / | - | / | / | / | / | / | . | / |
| 754 | 1 | / | / | - | / | / | / | / | / | . | / |
| 755 | 2 | / | / | - | / | / | / | / | / | . | / |
| 756 | 3 | 88.7 | / | - | / | / | / | / | / | . | / |
| TABAKVERARBEITUNG (OHNE HERSTELLUNG | | | | | | | | | | | |
| 757 | ZUSAMMEN | 0.0 | 0.2 | - | 3.5 | . | / | . | . | . | . |
| 758 | 1 | 20.5 | 32.0 | - | 36.9 | . | / | . | . | . | . |
| 759 | 2 | 20.8 | 32.2 | - | 37.9 | . | / | . | . | . | . |
| 760 | 3 | 58.6 | 35.7 | - | 25.2 | . | / | . | . | . | . |
| 761 | MAENNLICH | 60.4 | 62.8 | - | 61.5 | . | / | . | . | . | . |
| 762 | 1 | 34.0 | 50.5 | - | 47.8 | . | / | . | . | . | . |
| 763 | 2 | 33.5 | 27.1 | - | 18.6 | . | / | . | . | . | . |
| 764 | 3 | 32.5 | 22.4 | - | 33.6 | . | / | . | . | . | . |
| 765 | WEIBLICH | 39.6 | 37.2 | - | 38.5 | . | / | . | . | . | . |
| 766 | 1 | / | / | - | 19.4 | . | / | . | . | . | . |
| 767 | 2 | / | 40.9 | - | 68.9 | . | / | . | . | . | . |
| 768 | 3 | 98.5 | 58.2 | - | 11.7 | . | / | . | . | . | . |
| HOCH- UND TIEFBAU | | | | | | | | | | | |
| 769 | ZUSAMMEN | 11.6 | 18.0 | - | 22.0 | 29.0 | 34.8 | 10.2 | 17.7 | 14.6 | 50.8 |
| 770 | | | | | | | | | | | |
| 771 | | | | | | | | | | | |
| 772 | | | | | | | | | | | |
| 773 | MAENNLICH | | | | | | | | | | |
| 774 | 1 | 56.7 | 65.1 | - | 62.4 | 64.1 | 49.7 | 70.7 | 77.9 | 63.0 | 51.3 |
| 775 | 2 | 23.5 | 17.6 | - | 22.6 | 25.2 | 37.0 | 20.5 | 14.3 | 21.8 | 35.6 |
| 776 | 3 | 19.9 | 17.3 | - | 15.0 | 10.7 | 13.4 | 8.8 | 7.8 | 15.2 | 13.1 |
| 777 | | | | | | | | | | | |
| 778 | | | | | | | | | | | |
| 779 | | | | | | | | | | | |
| 780 | | | | | | | | | | | |
| HOCH- UND TIEFBAU MIT HANDWERK | | | | | | | | | | | |
| 781 | ZUSAMMEN | 11.1 | 17.6 | - | 21.9 | 28.8 | 34.6 | 10.2 | 17.2 | 14.1 | 48.0 |
| 782 | | | | | | | | | | | |
| 783 | | | | | | | | | | | |
| 784 | | | | | | | | | | | |
| 785 | MAENNLICH | | | | | | | | | | |
| 786 | 1 | 56.5 | 65.2 | - | 62.4 | 63.9 | 49.7 | 70.7 | 77.3 | 63.0 | 49.8 |
| 787 | 2 | 23.2 | 17.5 | - | 22.6 | 25.3 | 36.9 | 20.5 | 14.7 | 21.6 | 36.7 |
| 788 | 3 | 20.3 | 17.2 | - | 15.0 | 10.7 | 13.4 | 8.8 | 8.0 | 15.3 | 13.5 |
| 789 | | | | | | | | | | | |
| 790 | | | | | | | | | | | |
| 791 | | | | | | | | | | | |
| 792 | | | | | | | | | | | |

*) ERLAEUTERUNGEN HIERZU IN DER EINFUEHRUNG.

ZWEIG, GESCHLECHT UND LEISTUNGSGRUPPE IN % *)
1993

| NIEDER- SACHSEN | NORDRHEIN- WESTFALEN | RHEINLAND- PFALZ | SAARLAND | SACHSEN | SACHSEN- ANHALT | SCHLESWIG- HOLSTEIN | THUE- RINGEN | FRÜHERES BUNDES- GEBIET | NEUE LAENDER U. BERLIN-OST | LAUFENDE NUMMER |
|------------------------------------|-------------------------|---------------------|----------|---------|--------------------|------------------------|-----------------|-------------------------------|----------------------------------|--------------------|
| MÄLZEREI | | | | | | | | | | |
| 0.3 | 0.4 | 0.7 | 0.3 | 0.9 | 0.3 | 0.3 | 1.0 | 0.6 | 0.7 | 721 |
| 89.1 | 76.4 | 84.9 | 76.0 | 67.5 | 59.8 | 73.4 | 43.9 | 77.2 | 58.2 | 722 |
| 4.9 | 12.2 | 9.7 | 6.9 | 24.8 | 29.0 | 23.8 | 48.8 | 15.3 | 34.8 | 723 |
| 6.1 | 11.5 | 5.4 | 17.1 | 7.6 | 11.2 | / | 7.3 | 7.6 | 7.0 | 724 |
| 98.6 | 98.1 | 98.8 | 98.8 | 89.8 | 84.6 | 92.9 | 90.4 | 98.1 | 88.3 | 725 |
| 90.0 | 76.8 | 85.9 | 76.8 | 69.7 | 60.7 | 77.9 | 44.8 | 78.1 | 59.9 | 726 |
| 4.9 | 12.3 | 9.7 | 7.0 | 24.7 | 29.2 | 20.2 | 50.1 | 15.3 | 34.7 | 727 |
| 5.0 | 10.9 | 4.4 | 16.2 | 5.6 | (10.1) | / | (5.1) | 6.6 | 5.4 | 728 |
| (1.4) | 1.9 | (1.2) | / | 10.2 | 15.4 | (7.1) | 9.6 | 1.9 | 11.7 | 729 |
| / | 54.3 | / | / | 48.3 | (55.2) | / | (36.0) | 28.3 | 45.8 | 730 |
| / | / | / | / | 25.8 | (27.6) | (70.0) | (36.0) | 16.4 | 35.0 | 731 |
| (78.9) | 40.2 | (88.2) | / | 25.8 | (17.2) | / | (28.0) | 55.3 | 19.1 | 732 |
| ARBEITUNG | | | | | | | | | | |
| . | 0.0 | 0.5 | / | . | / | . | 0.7 | 0.2 | 0.2 | 733 |
| . | 17.2 | 23.7 | / | . | / | . | 23.5 | 33.9 | 21.4 | 734 |
| . | 37.0 | 70.1 | / | . | / | . | 64.3 | 37.3 | 54.8 | 735 |
| . | 45.7 | 6.1 | / | . | / | . | 12.2 | 28.8 | 23.8 | 736 |
| . | 30.7 | 66.7 | / | . | / | . | 36.5 | 57.8 | 45.8 | 737 |
| . | 41.9 | 35.6 | / | . | / | . | 58.8 | 48.2 | 43.9 | 738 |
| . | (13.5) | 63.4 | / | . | / | . | 38.7 | 27.5 | 33.2 | 739 |
| . | 44.5 | / | / | . | / | . | / | 24.3 | 22.9 | 740 |
| . | 69.3 | 33.3 | / | . | / | . | 63.5 | 42.2 | 54.2 | 741 |
| . | (6.3) | / | / | . | / | . | (3.3) | 14.4 | (2.4) | 742 |
| . | 47.4 | 83.6 | / | . | / | . | 79.0 | 50.6 | 73.1 | 743 |
| . | 46.3 | 16.4 | / | . | / | . | 17.8 | 35.0 | 24.5 | 744 |
| ZIGARREN, ZIGARILLOS, STUMPEN | | | | | | | | | | |
| . | 0.0 | / | / | / | / | / | . | 0.0 | 0.1 | 745 |
| . | 16.5 | / | / | / | / | / | . | 16.3 | 12.6 | 746 |
| . | 38.3 | / | / | / | / | / | . | 36.9 | 66.0 | 747 |
| . | 45.2 | / | / | / | / | / | . | 46.8 | 21.4 | 748 |
| . | 28.7 | / | / | / | / | / | . | 26.9 | 23.2 | 749 |
| . | 41.6 | / | / | / | / | / | . | 43.8 | 54.5 | 750 |
| . | (12.4) | / | / | / | / | / | . | (11.7) | (37.9) | 751 |
| . | 46.0 | / | / | / | / | / | . | 44.4 | / | 752 |
| . | 71.3 | / | / | / | / | / | . | 73.1 | 76.8 | 753 |
| . | (6.5) | / | / | / | / | / | . | (6.1) | / | 754 |
| . | 48.7 | / | / | / | / | / | . | 46.1 | 74.4 | 755 |
| . | 44.9 | / | / | / | / | / | . | 47.7 | 25.6 | 756 |
| VON ZIGARREN, ZIGARILLOS, STUMPEN) | | | | | | | | | | |
| . | (0.0) | 0.5 | / | . | / | . | 0.3 | 0.2 | 0.1 | 757 |
| . | / | 23.7 | / | . | / | . | 36.0 | 35.5 | 25.3 | 758 |
| . | / | 70.1 | / | . | / | . | 62.3 | 37.3 | 49.9 | 759 |
| . | (55.6) | 6.1 | / | . | / | . | / | 27.3 | 24.8 | 760 |
| . | (66.7) | 66.7 | / | . | / | . | 51.8 | 60.5 | 55.8 | 761 |
| . | / | 35.6 | / | . | / | . | 60.9 | 48.3 | 42.0 | 762 |
| . | / | 63.4 | / | . | / | . | 39.1 | 28.1 | 32.3 | 763 |
| . | / | / | / | . | / | . | / | 23.5 | 25.7 | 764 |
| . | / | 33.3 | / | . | / | . | 48.2 | 39.5 | 44.2 | 765 |
| . | / | / | / | . | / | . | (9.2) | 15.7 | (4.2) | 766 |
| . | / | 83.6 | / | . | / | . | 87.4 | 51.4 | 72.1 | 767 |
| . | / | 16.4 | / | . | / | . | / | 32.9 | 23.7 | 768 |
| (EINSCHL. HANDWERK) | | | | | | | | | | |
| 15.3 | 11.1 | 14.5 | 3.3 | 31.9 | 42.2 | 20.3 | 36.2 | 13.5 | 37.0 | 769 |
| | | | | | | | | | | 770 |
| | | | | | | | | | | 771 |
| | | | | | | | | | | 772 |
| | | | | | | | | | | 773 |
| 65.6 | 68.9 | 56.2 | 63.1 | 50.7 | 50.1 | 74.8 | 54.6 | 64.5 | 51.7 | 774 |
| 22.9 | 20.0 | 22.8 | 19.1 | 36.4 | 37.0 | 13.4 | 34.3 | 20.3 | 35.7 | 775 |
| 11.4 | 11.1 | 21.1 | 17.8 | 12.9 | 12.9 | 11.8 | 11.1 | 15.2 | 12.6 | 776 |
| | | | | | | | | | | 777 |
| | | | | | | | | | | 778 |
| | | | | | | | | | | 779 |
| | | | | | | | | | | 780 |
| (OHNE FERTIGTEILBAU IM HOCHBAU) | | | | | | | | | | |
| 14.9 | 10.9 | 13.8 | 3.2 | 30.6 | 41.9 | 19.8 | 34.9 | 13.1 | 36.0 | 781 |
| | | | | | | | | | | 782 |
| | | | | | | | | | | 783 |
| | | | | | | | | | | 784 |
| | | | | | | | | | | 785 |
| 65.4 | 68.7 | 56.1 | 63.0 | 50.6 | 49.9 | 74.8 | 54.4 | 64.4 | 51.4 | 786 |
| 23.0 | 20.1 | 22.2 | 19.1 | 36.2 | 37.1 | 13.4 | 34.4 | 20.3 | 35.8 | 787 |
| 11.6 | 11.2 | 21.7 | 17.9 | 13.2 | 13.0 | 11.8 | 11.2 | 15.3 | 12.8 | 788 |
| | | | | | | | | | | 789 |
| | | | | | | | | | | 790 |
| | | | | | | | | | | 791 |
| | | | | | | | | | | 792 |

3 ANZAHL DER DURCHSCHNITTLLICH BEZAHLTEN WOCHENSTUNDEN DER
OKTOBER

| LAUFENDE NUMMER | GESCHLECHT LEISTUNGS- GRUPPE | BADEN- WÜRTTEMBERG | BAYERN | BERLIN | | | BRANDEN- BURG | BREMEN | HAMBURG | HESSEN | MECKLEN- BURG- VORPOMMERN |
|--|------------------------------------|-----------------------|--------|-----------|--------|-------|------------------|--------|---------|--------|---------------------------------|
| | | | | INSGESAMT | (WEST) | (OST) | | | | | |
| INDUSTRIE (EINSCHL. HOCH- | | | | | | | | | | | |
| 1 | INSGESAMT | 37.6 | 38.1 | - | 38.2 | 40.9 | 41.4 | 38.1 | 38.6 | 37.7 | 41.8 |
| 2 | 1 | 37.7 | 38.4 | - | 38.4 | 41.0 | 41.4 | 37.8 | 38.7 | 38.0 | 41.9 |
| 3 | 2 | 37.6 | 37.6 | - | 38.3 | 40.7 | 41.4 | 38.7 | 38.2 | 37.1 | 41.8 |
| 4 | 3 | 37.1 | 38.0 | - | 37.3 | 40.7 | 41.3 | 39.1 | 38.2 | 38.1 | 41.1 |
| 5 | MAENNLICH | 37.7 | 38.5 | - | 38.6 | 40.9 | 41.5 | 38.1 | 38.7 | 37.9 | 41.9 |
| 6 | 1 | 37.7 | 38.5 | - | 38.4 | 41.0 | 41.4 | 37.8 | 38.8 | 38.1 | 41.9 |
| 7 | 2 | 37.8 | 38.4 | - | 38.8 | 40.9 | 41.6 | 38.9 | 38.5 | 37.3 | 41.9 |
| 8 | 3 | 37.9 | 39.1 | - | 38.9 | 40.8 | 41.5 | 40.4 | 39.0 | 39.1 | 41.2 |
| 9 | WEIBLICH | 36.7 | 36.3 | - | 36.3 | 40.1 | 40.2 | 38.0 | 37.1 | 36.6 | 40.9 |
| 10 | 1 | 37.0 | 36.7 | - | 36.9 | 40.2 | 40.3 | 37.6 | 36.9 | 36.8 | 41.0 |
| 11 | 2 | 37.0 | 36.0 | - | 36.7 | 40.0 | 40.2 | 37.9 | 37.1 | 36.2 | 41.0 |
| 12 | 3 | 36.5 | 36.7 | - | 35.8 | 40.2 | 40.3 | 38.1 | 37.2 | 37.0 | 40.3 |
| INDUSTRIE (OHNE | | | | | | | | | | | |
| 13 | ZUSAMMEN | 37.2 | 37.5 | - | 37.4 | 40.8 | 41.1 | 38.0 | 38.2 | 37.1 | 42.1 |
| 14 | 1 | 37.3 | 37.8 | - | 37.6 | 40.9 | 40.9 | 37.7 | 38.2 | 37.3 | 42.2 |
| 15 | 2 | 37.2 | 37.2 | - | 37.7 | 40.5 | 41.3 | 38.5 | 37.9 | 36.6 | 42.0 |
| 16 | 3 | 36.8 | 37.5 | - | 36.5 | 40.4 | 41.2 | 39.0 | 38.0 | 37.7 | 41.0 |
| 17 | MAENNLICH | 37.3 | 37.9 | - | 37.8 | 40.9 | 41.2 | 38.0 | 38.3 | 37.2 | 42.3 |
| 18 | 1 | 37.3 | 37.8 | - | 37.7 | 41.0 | 40.9 | 37.7 | 38.3 | 37.4 | 42.3 |
| 19 | 2 | 37.3 | 37.9 | - | 38.1 | 40.7 | 41.6 | 38.7 | 38.2 | 36.7 | 42.3 |
| 20 | 3 | 37.2 | 38.5 | - | 37.8 | 40.7 | 41.8 | 40.6 | 38.9 | 38.6 | 41.8 |
| 21 | WEIBLICH | 36.7 | 36.3 | - | 36.3 | 40.1 | 40.2 | 38.0 | 37.1 | 36.6 | 40.9 |
| 22 | 1 | 37.0 | 36.6 | - | 36.9 | 40.2 | 40.3 | 37.6 | 36.9 | 36.8 | 41.0 |
| 23 | 2 | 37.0 | 36.0 | - | 36.7 | 40.0 | 40.2 | 37.9 | 37.1 | 36.2 | 41.0 |
| 24 | 3 | 36.5 | 36.7 | - | 35.8 | 40.2 | 40.3 | 38.1 | 37.2 | 37.0 | 40.3 |
| INDUSTRIE (OHNE BERGBAU), HOCH- | | | | | | | | | | | |
| 25 | ZUSAMMEN | 37.6 | 38.1 | - | 38.2 | 40.9 | 41.6 | 38.1 | 38.6 | 37.7 | 41.8 |
| 26 | 1 | 37.7 | 38.4 | - | 38.4 | 41.0 | 41.7 | 37.8 | 38.7 | 38.0 | 41.9 |
| 27 | 2 | 37.6 | 37.6 | - | 38.3 | 40.7 | 41.5 | 38.7 | 38.2 | 37.1 | 41.8 |
| 28 | 3 | 37.1 | 38.0 | - | 37.3 | 40.7 | 41.3 | 39.1 | 38.2 | 38.1 | 41.1 |
| 29 | MAENNLICH | 37.7 | 38.5 | - | 38.6 | 40.9 | 41.8 | 38.1 | 38.7 | 37.9 | 41.9 |
| 30 | 1 | 37.7 | 38.5 | - | 38.4 | 41.0 | 41.8 | 37.8 | 38.8 | 38.1 | 41.9 |
| 31 | 2 | 37.8 | 38.4 | - | 38.8 | 40.9 | 41.7 | 38.9 | 38.5 | 37.3 | 41.9 |
| 32 | 3 | 37.9 | 39.1 | - | 38.9 | 40.8 | 41.5 | 40.4 | 39.0 | 39.1 | 41.2 |
| 33 | WEIBLICH | 36.7 | 36.3 | - | 36.3 | 40.1 | 40.2 | 38.0 | 37.1 | 36.6 | 40.9 |
| 34 | 1 | 37.0 | 36.7 | - | 36.9 | 40.2 | 40.3 | 37.6 | 36.9 | 36.8 | 41.0 |
| 35 | 2 | 37.0 | 36.0 | - | 36.7 | 40.0 | 40.2 | 37.9 | 37.1 | 36.2 | 41.0 |
| 36 | 3 | 36.5 | 36.7 | - | 35.8 | 40.2 | 40.3 | 38.1 | 37.2 | 37.0 | 40.3 |
| VERARBEITENDE INDUSTRIE | | | | | | | | | | | |
| 37 | ZUSAMMEN | 37.1 | 37.5 | - | 37.3 | 40.9 | 41.6 | 38.0 | 38.2 | 37.1 | 42.2 |
| 38 | 1 | 37.2 | 37.7 | - | 37.4 | 41.0 | 41.5 | 37.7 | 38.3 | 37.3 | 42.3 |
| 39 | 2 | 37.2 | 37.2 | - | 37.7 | 40.6 | 41.6 | 38.5 | 37.9 | 36.6 | 42.0 |
| 40 | 3 | 36.8 | 37.4 | - | 36.5 | 40.5 | 41.4 | 39.0 | 38.0 | 37.7 | 41.1 |
| 41 | MAENNLICH | 37.3 | 37.9 | - | 37.7 | 41.0 | 41.9 | 38.0 | 38.4 | 37.2 | 42.4 |
| 42 | 1 | 37.2 | 37.7 | - | 37.4 | 41.1 | 41.7 | 37.7 | 38.4 | 37.3 | 42.4 |
| 43 | 2 | 37.3 | 37.9 | - | 38.1 | 40.8 | 42.1 | 38.7 | 38.2 | 36.7 | 42.3 |
| 44 | 3 | 37.2 | 38.5 | - | 37.8 | 40.7 | 42.1 | 40.6 | 39.0 | 38.6 | 41.9 |
| 45 | WEIBLICH | 36.7 | 36.3 | - | 36.3 | 40.1 | 40.3 | 38.0 | 37.1 | 36.6 | 40.9 |
| 46 | 1 | 37.0 | 36.6 | - | 36.8 | 40.2 | 40.4 | 37.6 | 36.9 | 36.8 | 41.1 |
| 47 | 2 | 37.0 | 36.0 | - | 36.7 | 40.0 | 40.2 | 37.9 | 37.1 | 36.2 | 41.0 |
| 48 | 3 | 36.5 | 36.7 | - | 35.8 | 40.2 | 40.4 | 38.2 | 37.2 | 37.0 | 40.4 |
| VERARBEITENDE INDUSTRIE (OHNE GEWINNUNG UND VERAR | | | | | | | | | | | |
| 49 | ZUSAMMEN | 37.0 | 37.2 | - | 37.2 | 40.8 | 41.3 | 38.0 | 38.1 | 37.0 | 42.0 |
| 50 | 1 | 37.1 | 37.4 | - | 37.3 | 40.9 | 41.3 | 37.7 | 38.2 | 37.1 | 42.2 |
| 51 | 2 | 37.0 | 36.8 | - | 37.5 | 40.6 | 41.4 | 38.5 | 37.9 | 36.5 | 41.8 |
| 52 | 3 | 36.7 | 37.3 | - | 36.5 | 40.4 | 41.2 | 39.0 | 38.0 | 37.6 | 41.0 |
| 53 | MAENNLICH | 37.1 | 37.5 | - | 37.5 | 40.9 | 41.6 | 38.0 | 38.3 | 37.0 | 42.2 |
| 54 | 1 | 37.1 | 37.5 | - | 37.3 | 41.0 | 41.4 | 37.7 | 38.3 | 37.2 | 42.2 |
| 55 | 2 | 37.0 | 37.4 | - | 37.8 | 40.8 | 41.8 | 38.6 | 38.2 | 36.5 | 42.1 |
| 56 | 3 | 37.0 | 38.2 | - | 37.8 | 40.7 | 41.9 | 40.5 | 39.0 | 38.4 | 41.8 |
| 57 | WEIBLICH | 36.7 | 36.2 | - | 36.3 | 40.1 | 40.3 | 38.0 | 37.1 | 36.6 | 40.9 |
| 58 | 1 | 37.0 | 36.6 | - | 36.8 | 40.2 | 40.4 | 37.6 | 36.9 | 36.8 | 41.1 |
| 59 | 2 | 37.0 | 36.0 | - | 36.7 | 40.0 | 40.2 | 37.9 | 37.1 | 36.2 | 41.0 |
| 60 | 3 | 36.5 | 36.7 | - | 35.8 | 40.2 | 40.4 | 38.2 | 37.2 | 37.0 | 40.3 |
| VERARBEITENDE INDUSTRIE (OHNE GEWINNUNG UND VERARBEI | | | | | | | | | | | |
| 61 | ZUSAMMEN | 37.4 | 37.8 | - | 38.0 | 40.9 | 41.6 | 38.1 | 38.6 | 37.6 | 41.7 |
| 62 | 1 | 37.5 | 38.2 | - | 38.2 | 40.9 | 41.8 | 37.8 | 38.7 | 37.9 | 41.8 |
| 63 | 2 | 37.4 | 37.3 | - | 38.2 | 40.8 | 41.5 | 38.6 | 38.2 | 37.0 | 41.7 |
| 64 | 3 | 37.1 | 37.9 | - | 37.3 | 40.7 | 41.3 | 39.1 | 38.2 | 38.0 | 41.1 |
| 65 | MAENNLICH | 37.6 | 38.3 | - | 38.4 | 41.0 | 41.8 | 38.1 | 38.7 | 37.8 | 41.8 |
| 66 | 1 | 37.6 | 38.3 | - | 38.3 | 41.0 | 41.8 | 37.8 | 38.8 | 37.9 | 41.9 |
| 67 | 2 | 37.5 | 38.0 | - | 38.6 | 40.9 | 41.7 | 38.8 | 38.5 | 37.1 | 41.8 |
| 68 | 3 | 37.8 | 39.0 | - | 38.9 | 40.9 | 41.5 | 40.4 | 39.0 | 38.9 | 41.2 |
| 69 | WEIBLICH | 36.7 | 36.3 | - | 36.3 | 40.1 | 40.3 | 38.0 | 37.1 | 36.6 | 40.9 |
| 70 | 1 | 37.0 | 36.6 | - | 36.8 | 40.3 | 40.4 | 37.6 | 36.9 | 36.8 | 41.1 |
| 71 | 2 | 37.0 | 36.0 | - | 36.7 | 40.0 | 40.2 | 37.9 | 37.1 | 36.2 | 41.0 |
| 72 | 3 | 36.5 | 36.7 | - | 35.8 | 40.2 | 40.4 | 38.2 | 37.2 | 37.0 | 40.3 |

ARBEITER NACH WIRTSCHAFTSZWEIG, GESCHLECHT UND LEISTUNGSGRUPPE
1993

| NIEDER- SACHSEN | NORDRHEIN- WESTFALEN | RHEINLAND- PFALZ | SAARLAND | SACHSEN | SACHSEN- ANHALT | SCHLESWIG- HOLSTEIN | THUE- RINGEN | FRUEHERES BUNDES- GEBIET | NEUE LAENDER U. BERLIN-OST | LAUFENDE NUMMER |
|---|-------------------------|---------------------|----------|---------|--------------------|------------------------|-----------------|--------------------------------|----------------------------------|--------------------|
| UND TIEFBAU MIT HANDWERK) | | | | | | | | | | |
| 38.2 | 38.7 | 38.4 | 37.8 | 41.6 | 41.9 | 38.8 | 42.0 | 38.2 | 41.7 | 1 |
| 38.6 | 38.8 | 38.7 | 38.1 | 41.5 | 41.7 | 38.6 | 41.9 | 38.4 | 41.6 | 2 |
| 37.7 | 38.7 | 38.1 | 37.3 | 41.6 | 42.2 | 39.2 | 42.1 | 37.9 | 41.8 | 3 |
| 38.5 | 38.1 | 38.2 | 36.9 | 42.0 | 41.8 | 39.1 | 42.0 | 37.9 | 41.7 | 4 |
| 38.5 | 38.9 | 38.6 | 37.9 | 41.8 | 42.0 | 39.0 | 42.2 | 38.4 | 41.8 | 5 |
| 38.6 | 38.9 | 38.7 | 38.1 | 41.6 | 41.8 | 38.6 | 42.0 | 38.4 | 41.7 | 6 |
| 38.0 | 38.9 | 38.3 | 37.4 | 41.9 | 42.4 | 39.8 | 42.5 | 38.3 | 42.0 | 7 |
| 39.7 | 39.0 | 39.0 | 38.1 | 42.7 | 42.3 | 40.0 | 42.8 | 38.9 | 42.2 | 8 |
| 36.7 | 37.3 | 37.0 | 36.0 | 40.3 | 40.4 | 37.7 | 40.8 | 36.8 | 40.4 | 9 |
| 36.9 | 37.5 | 37.6 | 36.2 | 40.2 | 40.3 | 37.4 | 41.2 | 37.0 | 40.5 | 10 |
| 36.3 | 37.5 | 36.8 | 36.3 | 40.4 | 40.6 | 37.2 | 40.7 | 36.6 | 40.5 | 11 |
| 37.1 | 37.2 | 37.1 | 35.8 | 40.4 | 40.1 | 38.0 | 40.7 | 36.9 | 40.4 | 12 |
| BAUINDUSTRIE) | | | | | | | | | | |
| 38.0 | 38.4 | 37.9 | 37.7 | 41.1 | 41.3 | 38.7 | 41.4 | 37.8 | 41.2 | 13 |
| 38.4 | 38.6 | 38.2 | 37.9 | 41.2 | 41.3 | 38.6 | 41.3 | 38.0 | 41.3 | 14 |
| 37.5 | 38.5 | 37.7 | 37.2 | 41.1 | 41.4 | 38.8 | 41.5 | 37.6 | 41.3 | 15 |
| 38.4 | 38.0 | 37.7 | 36.7 | 40.9 | 40.7 | 38.8 | 41.1 | 37.6 | 41.0 | 16 |
| 38.3 | 38.6 | 38.1 | 37.8 | 41.3 | 41.5 | 38.9 | 41.6 | 38.0 | 41.4 | 17 |
| 38.5 | 38.6 | 38.2 | 38.0 | 41.3 | 41.4 | 38.7 | 41.3 | 38.0 | 41.3 | 18 |
| 37.8 | 38.7 | 37.9 | 37.3 | 41.5 | 41.7 | 39.3 | 42.0 | 37.9 | 41.6 | 19 |
| 39.8 | 38.8 | 38.3 | 37.8 | 41.5 | 41.4 | 39.8 | 41.9 | 38.5 | 41.6 | 20 |
| 36.7 | 37.3 | 37.0 | 36.0 | 40.3 | 40.3 | 37.7 | 40.8 | 36.8 | 40.4 | 21 |
| 36.9 | 37.5 | 37.6 | 36.2 | 40.2 | 40.3 | 37.4 | 41.2 | 37.0 | 40.5 | 22 |
| 36.3 | 37.5 | 36.8 | 36.3 | 40.4 | 40.6 | 37.2 | 40.6 | 36.6 | 40.4 | 23 |
| 37.1 | 37.2 | 37.1 | 35.8 | 40.4 | 40.1 | 38.0 | 40.7 | 36.9 | 40.4 | 24 |
| UND TIEFBAU MIT HANDWERK | | | | | | | | | | |
| 38.2 | 38.7 | 38.4 | 37.6 | 41.6 | 41.9 | 38.8 | 42.1 | 38.1 | 41.7 | 25 |
| 38.6 | 38.9 | 38.7 | 37.7 | 41.6 | 41.8 | 38.6 | 42.1 | 38.4 | 41.7 | 26 |
| 37.7 | 38.8 | 38.1 | 37.2 | 41.6 | 42.2 | 39.2 | 42.1 | 37.9 | 41.8 | 27 |
| 38.5 | 38.1 | 38.2 | 36.9 | 42.0 | 41.8 | 39.1 | 42.0 | 37.9 | 41.7 | 28 |
| 38.5 | 38.9 | 38.6 | 37.6 | 41.8 | 42.1 | 39.0 | 42.3 | 38.4 | 41.9 | 29 |
| 38.6 | 38.9 | 38.7 | 37.8 | 41.7 | 41.8 | 38.6 | 42.1 | 38.4 | 41.8 | 30 |
| 38.0 | 38.9 | 38.3 | 37.3 | 41.9 | 42.5 | 39.8 | 42.5 | 38.3 | 42.1 | 31 |
| 39.7 | 39.0 | 39.0 | 38.0 | 42.7 | 42.3 | 40.0 | 42.8 | 38.9 | 42.2 | 32 |
| 36.7 | 37.3 | 37.0 | 36.0 | 40.3 | 40.4 | 37.7 | 40.8 | 36.8 | 40.4 | 33 |
| 36.9 | 37.5 | 37.6 | 36.2 | 40.2 | 40.3 | 37.4 | 41.2 | 37.0 | 40.5 | 34 |
| 36.3 | 37.5 | 36.8 | 36.3 | 40.4 | 40.6 | 37.2 | 40.7 | 36.6 | 40.5 | 35 |
| 37.1 | 37.2 | 37.1 | 35.8 | 40.4 | 40.1 | 38.0 | 40.7 | 36.9 | 40.4 | 36 |
| (OHNE BAUINDUSTRIE) | | | | | | | | | | |
| 37.9 | 38.4 | 37.9 | 37.4 | 41.2 | 41.4 | 38.7 | 41.5 | 37.7 | 41.4 | 37 |
| 38.3 | 38.5 | 38.1 | 37.6 | 41.3 | 41.5 | 38.7 | 41.6 | 37.9 | 41.5 | 38 |
| 37.5 | 38.5 | 37.7 | 37.1 | 41.1 | 41.5 | 38.8 | 41.6 | 37.6 | 41.4 | 39 |
| 38.3 | 38.0 | 37.7 | 36.6 | 40.9 | 40.8 | 38.8 | 41.2 | 37.6 | 41.0 | 40 |
| 38.2 | 38.6 | 38.1 | 37.5 | 41.4 | 41.7 | 39.0 | 41.9 | 37.9 | 41.6 | 41 |
| 38.4 | 38.6 | 38.1 | 37.6 | 41.4 | 41.6 | 38.7 | 41.6 | 37.9 | 41.6 | 42 |
| 37.7 | 38.7 | 37.9 | 37.2 | 41.5 | 41.8 | 39.3 | 42.2 | 37.9 | 41.8 | 43 |
| 39.8 | 38.8 | 38.3 | 37.7 | 41.5 | 41.5 | 39.8 | 42.1 | 38.5 | 41.6 | 44 |
| 36.7 | 37.3 | 37.0 | 36.0 | 40.3 | 40.3 | 37.7 | 40.8 | 36.8 | 40.5 | 45 |
| 36.8 | 37.5 | 37.6 | 36.1 | 40.2 | 40.3 | 37.4 | 41.3 | 37.0 | 40.5 | 46 |
| 36.3 | 37.5 | 36.8 | 36.3 | 40.4 | 40.4 | 37.2 | 40.6 | 36.6 | 40.4 | 47 |
| 37.1 | 37.2 | 37.1 | 35.7 | 40.4 | 40.1 | 38.0 | 40.7 | 36.9 | 40.4 | 48 |
| BEITUNG VON STEINEN UND ERDEN SOWIE OHNE BAUINDUSTRIE) | | | | | | | | | | |
| 37.7 | 38.3 | 37.6 | 37.4 | 41.1 | 41.3 | 38.5 | 41.4 | 37.6 | 41.2 | 49 |
| 38.1 | 38.4 | 37.9 | 37.6 | 41.2 | 41.3 | 38.4 | 41.5 | 37.7 | 41.3 | 50 |
| 37.2 | 38.4 | 37.2 | 37.1 | 41.0 | 41.3 | 38.5 | 41.4 | 37.4 | 41.2 | 51 |
| 38.2 | 37.9 | 37.5 | 36.5 | 40.8 | 40.7 | 38.8 | 40.8 | 37.5 | 40.8 | 52 |
| 37.9 | 38.5 | 37.7 | 37.5 | 41.3 | 41.5 | 38.7 | 41.6 | 37.7 | 41.5 | 53 |
| 38.1 | 38.5 | 37.9 | 37.6 | 41.3 | 41.4 | 38.4 | 41.5 | 37.7 | 41.4 | 54 |
| 37.4 | 38.5 | 37.3 | 37.1 | 41.3 | 41.5 | 38.9 | 41.9 | 37.6 | 41.6 | 55 |
| 39.6 | 38.7 | 38.0 | 37.5 | 41.3 | 41.4 | 39.9 | 41.1 | 38.3 | 41.3 | 56 |
| 36.7 | 37.3 | 37.0 | 36.0 | 40.3 | 40.3 | 37.7 | 40.8 | 36.7 | 40.4 | 57 |
| 36.8 | 37.5 | 37.6 | 36.1 | 40.2 | 40.3 | 37.4 | 41.3 | 37.0 | 40.5 | 58 |
| 36.3 | 37.5 | 36.8 | 36.3 | 40.4 | 40.4 | 37.2 | 40.6 | 36.6 | 40.4 | 59 |
| 37.1 | 37.1 | 37.1 | 35.7 | 40.4 | 40.1 | 38.0 | 40.7 | 36.9 | 40.4 | 60 |
| TUNG VON STEINEN UND ERDEN), HOCH- UND TIEFBAU MIT HANDWERK | | | | | | | | | | |
| 38.0 | 38.6 | 38.1 | 37.5 | 41.6 | 41.9 | 38.7 | 42.1 | 38.0 | 41.7 | 61 |
| 38.3 | 38.8 | 38.4 | 37.7 | 41.5 | 41.8 | 38.5 | 42.1 | 38.2 | 41.7 | 62 |
| 37.5 | 38.6 | 37.7 | 37.2 | 41.5 | 42.2 | 39.0 | 42.0 | 37.7 | 41.8 | 63 |
| 38.4 | 38.1 | 38.1 | 36.8 | 42.0 | 41.9 | 39.1 | 41.9 | 37.8 | 41.7 | 64 |
| 38.2 | 38.8 | 38.3 | 37.6 | 41.8 | 42.1 | 38.9 | 42.4 | 38.2 | 41.9 | 65 |
| 38.4 | 38.8 | 38.5 | 37.7 | 41.6 | 41.8 | 38.5 | 42.2 | 38.2 | 41.8 | 66 |
| 37.8 | 38.8 | 37.9 | 37.2 | 41.9 | 42.4 | 39.5 | 42.5 | 38.0 | 42.1 | 67 |
| 39.5 | 38.9 | 38.8 | 37.8 | 42.6 | 42.3 | 40.0 | 42.7 | 38.8 | 42.2 | 68 |
| 36.7 | 37.3 | 37.0 | 36.0 | 40.3 | 40.4 | 37.7 | 40.8 | 36.7 | 40.5 | 69 |
| 36.8 | 37.5 | 37.6 | 36.1 | 40.2 | 40.3 | 37.4 | 41.3 | 37.0 | 40.5 | 70 |
| 36.3 | 37.5 | 36.8 | 36.3 | 40.4 | 40.6 | 37.2 | 40.7 | 36.6 | 40.5 | 71 |
| 37.1 | 37.2 | 37.1 | 35.7 | 40.4 | 40.1 | 38.0 | 40.7 | 36.9 | 40.4 | 72 |

3 ANZAHL DER DURCHSCHNITTlich BEZAHLTEN WOCHENSTUNDEN DER OKTOBER

| LAUFENDE NUMMER | GESCHLECHT LEISTUNGS- GRUPPE | BADEN- WÜRTTEMBERG | BAYERN | BERLIN | | | BRANDEN- BURG | BREMEN | HAMBURG | HESSEN | MECKLEN- BURG- VORPOMMERN |
|-----------------------------|------------------------------------|-----------------------|--------|-----------|--------|--------|------------------|--------|---------|--------|---------------------------------|
| | | | | INSGESAMT | (WEST) | (OST) | | | | | |
| ELEKTRIZITAETS-, GAS-, FERN | | | | | | | | | | | |
| 73 | ZUSAMMEN | 39.8 | 39.2 | - | 39.1 | 40.5 | 40.1 | 36.9 | 37.4 | 39.2 | 40.7 |
| 74 | 1 | 39.8 | 39.2 | - | 39.2 | 40.6 | 40.1 | 37.0 | 37.4 | 39.2 | 40.3 |
| 75 | 2 | 39.9 | 39.3 | - | 38.8 | 40.1 | 40.0 | (37.4) | 37.4 | 38.9 | 41.4 |
| 76 | 3 | 39.5 | 38.5 | - | 38.5 | 40.0 | 39.9 | (35.8) | 37.4 | (38.5) | 40.2 |
| 77 | MAENNLICH | 39.8 | 39.2 | - | 39.2 | 40.6 | 40.1 | 37.0 | 37.4 | 39.2 | 40.8 |
| 78 | 1 | 39.8 | 39.2 | - | 39.2 | 40.7 | 40.1 | 37.0 | 37.4 | 39.2 | 40.5 |
| 79 | 2 | 39.4 | 39.2 | - | 38.8 | 40.1 | 40.1 | (37.8) | 37.5 | 39.0 | 41.5 |
| 80 | 3 | 39.9 | (38.8) | - | 38.6 | / | 39.9 | / | 37.8 | (38.5) | (40.2) |
| 81 | WEIBLICH | 40.0 | 39.2 | - | 38.6 | 40.1 | 39.7 | 36.1 | 37.1 | 38.4 | 39.2 |
| 82 | 1 | 39.3 | 39.5 | - | (38.6) | 40.2 | 39.8 | (36.0) | 37.1 | 38.4 | 38.5 |
| 83 | 2 | 40.9 | 39.5 | - | 38.6 | 40.0 | 39.7 | (36.9) | 37.0 | 38.4 | (40.2) |
| 84 | 3 | 39.3 | 38.4 | - | 38.5 | (40.0) | 39.8 | (35.8) | 37.2 | (38.4) | (40.2) |
| ELEKTRIZITAETS | | | | | | | | | | | |
| 85 | ZUSAMMEN | 39.9 | 39.2 | - | . | 40.3 | 39.9 | 36.9 | . | 39.0 | . |
| 86 | 1 | 39.9 | 39.2 | - | . | 40.4 | 39.8 | 37.0 | . | 39.0 | . |
| 87 | 2 | 40.3 | 39.1 | - | . | 40.1 | 39.9 | (37.4) | . | 38.9 | . |
| 88 | 3 | 39.7 | 38.5 | - | . | 40.0 | 39.8 | (35.8) | . | (38.5) | . |
| 89 | MAENNLICH | 39.9 | 39.2 | - | . | 40.4 | 39.9 | 37.0 | . | 39.0 | . |
| 90 | 1 | 39.9 | 39.2 | - | . | 40.5 | 39.8 | 37.0 | . | 39.0 | . |
| 91 | 2 | 39.6 | 39.1 | - | . | 40.1 | 40.0 | (37.8) | . | 39.0 | . |
| 92 | 3 | 40.4 | (38.7) | - | . | / | 39.9 | / | . | (38.6) | . |
| 93 | WEIBLICH | 40.3 | 39.0 | - | . | 40.0 | 39.6 | 36.1 | . | 38.3 | . |
| 94 | 1 | 39.4 | 39.3 | - | . | 40.0 | 39.6 | (36.0) | . | (38.3) | . |
| 95 | 2 | 41.4 | 39.3 | - | . | 40.0 | 39.6 | (36.9) | . | (38.2) | . |
| 96 | 3 | 39.5 | 38.4 | - | . | (40.0) | 39.8 | (35.8) | . | / | . |
| BERG | | | | | | | | | | | |
| 97 | | | | | | | | | | | |
| 98 | | | | | | | | | | | |
| 99 | | | | | | | | | | | |
| 100 | | | | | | | | | | | |
| 101 | MAENNLICH | 38.0 | 35.3 | - | / | / | 40.2 | / | / | 36.9 | 45.1 |
| 102 | 1 | 37.9 | 36.0 | - | / | / | 39.9 | / | / | 36.8 | (38.1) |
| 103 | 2 | 38.5 | 32.8 | - | / | / | 41.0 | / | / | 38.2 | 47.9 |
| 104 | 3 | (38.7) | / | - | / | / | 40.2 | / | / | 37.6 | / |
| 105 | | | | | | | | | | | |
| 106 | | | | | | | | | | | |
| 107 | | | | | | | | | | | |
| 108 | | | | | | | | | | | |
| STEINKOEHLENBERGBAU UND | | | | | | | | | | | |
| 109 | | | | | | | | | | | |
| 110 | | | | | | | | | | | |
| 111 | | | | | | | | | | | |
| 112 | | | | | | | | | | | |
| 113 | MAENNLICH | / | / | - | / | / | / | / | / | / | / |
| 114 | 1 | / | / | - | / | / | / | / | / | / | / |
| 115 | 2 | / | / | - | / | / | / | / | / | / | / |
| 116 | 3 | / | / | - | / | / | / | / | / | / | / |
| 117 | | | | | | | | | | | |
| 118 | | | | | | | | | | | |
| 119 | | | | | | | | | | | |
| 120 | | | | | | | | | | | |
| BRAUNKOEHLENBERGBAU | | | | | | | | | | | |
| 121 | | | | | | | | | | | |
| 122 | | | | | | | | | | | |
| 123 | | | | | | | | | | | |
| 124 | | | | | | | | | | | |
| 125 | MAENNLICH | / | / | - | / | / | 40.2 | / | / | . | / |
| 126 | 1 | / | / | - | / | / | 39.9 | / | / | . | / |
| 127 | 2 | / | / | - | / | / | 41.0 | / | / | . | / |
| 128 | 3 | / | / | - | / | / | 40.2 | / | / | . | / |
| 129 | | | | | | | | | | | |
| 130 | | | | | | | | | | | |
| 131 | | | | | | | | | | | |
| 132 | | | | | | | | | | | |
| KALI- UND STEIN | | | | | | | | | | | |
| 133 | | | | | | | | | | | |
| 134 | | | | | | | | | | | |
| 135 | | | | | | | | | | | |
| 136 | | | | | | | | | | | |
| 137 | MAENNLICH | . | . | - | / | / | / | / | / | 36.7 | / |
| 138 | 1 | . | . | - | / | / | / | / | / | 36.6 | / |
| 139 | 2 | . | . | - | / | / | / | / | / | 37.6 | / |
| 140 | 3 | . | . | - | / | / | / | / | / | 37.5 | / |
| 141 | | | | | | | | | | | |
| 142 | | | | | | | | | | | |
| 143 | | | | | | | | | | | |
| 144 | | | | | | | | | | | |

ARBEITER NACH WIRTSCHAFTSZWEIG, GESCHLECHT UND LEISTUNGSGRUPPE
1993

| NIEDER- SACHSEN | NORDRHEIN- WESTFALEN | RHEINLAND- PFALZ | SAARLAND | SACHSEN | SACHSEN- ANHALT | SCHLESWIG- HOLSTEIN | THUE- RINGEN | FRUEHERES BUNDES- GEBIET | NEUE LAENDER U. BERLIN-OST | LAUFENDE NUMMER |
|------------------------------|-------------------------|---------------------|----------|---------|--------------------|------------------------|-----------------|--------------------------------|----------------------------------|--------------------|
| WAERME- UND WASSERVERSORGUNG | | | | | | | | | | |
| 40.0 | 39.6 | 39.4 | 40.3 | 40.3 | 40.5 | 38.0 | 40.5 | 39.4 | 40.4 | 73 |
| 40.0 | 39.6 | 39.4 | 40.4 | 40.3 | 40.4 | 38.0 | 40.6 | 39.4 | 40.4 | 74 |
| 39.9 | 39.3 | 39.8 | 39.7 | 40.4 | 40.8 | 37.8 | 40.5 | 39.2 | 40.4 | 75 |
| 39.7 | 38.5 | 39.4 | 39.7 | 41.4 | 40.1 | 38.1 | 40.1 | 38.7 | 40.2 | 76 |
| 40.0 | 39.6 | 39.4 | 40.4 | 40.4 | 40.6 | 38.1 | 40.5 | 39.4 | 40.4 | 77 |
| 40.0 | 39.7 | 39.4 | 40.4 | 40.3 | 40.4 | 38.1 | 40.6 | 39.4 | 40.4 | 78 |
| 40.0 | 39.3 | 40.0 | 39.7 | 40.5 | 41.0 | 38.0 | 40.5 | 39.2 | 40.5 | 79 |
| 40.3 | 38.9 | (40.2) | (42.8) | 41.9 | 40.1 | / | 40.1 | 39.1 | 40.3 | 80 |
| 39.7 | 38.6 | 39.1 | 38.1 | 39.9 | 40.0 | 37.1 | 40.1 | 38.8 | 39.9 | 81 |
| 40.0 | 38.8 | (40.0) | / | 39.3 | 40.0 | (34.7) | 40.1 | 38.7 | 39.8 | 82 |
| 39.7 | 38.8 | 38.7 | / | 40.1 | 39.9 | 37.5 | 40.1 | 39.1 | 39.9 | 83 |
| 39.3 | 38.2 | 39.1 | (38.0) | 40.8 | 40.2 | (38.2) | 40.0 | 38.4 | 40.1 | 84 |
| VERSORGUNG | | | | | | | | | | |
| 39.9 | 39.4 | 39.3 | 40.1 | 40.6 | 40.3 | 37.9 | 40.4 | 39.2 | 40.3 | 85 |
| 39.9 | 39.4 | 39.2 | 40.2 | 40.6 | 40.3 | 38.0 | 40.5 | 39.2 | 40.3 | 86 |
| 39.9 | 39.2 | 39.6 | 39.9 | 40.5 | 40.2 | 37.6 | 40.5 | 39.2 | 40.3 | 87 |
| 39.7 | 38.4 | 39.2 | 39.8 | 41.4 | (40.0) | 38.1 | 40.1 | 38.7 | 40.3 | 88 |
| 39.9 | 39.4 | 39.3 | 40.2 | 40.6 | 40.4 | 38.0 | 40.5 | 39.2 | 40.3 | 89 |
| 39.9 | 39.4 | 39.2 | 40.2 | 40.6 | 40.4 | 38.0 | 40.5 | 39.2 | 40.3 | 90 |
| 40.0 | 39.3 | 39.8 | 39.9 | 40.6 | 40.4 | 37.7 | 40.5 | 39.2 | 40.4 | 91 |
| 40.3 | 38.7 | (39.5) | (43.1) | 41.9 | / | / | 40.1 | 39.1 | 40.4 | 92 |
| 39.6 | 38.5 | 38.8 | 38.1 | 40.2 | 39.9 | 37.1 | 40.2 | 38.7 | 39.8 | 93 |
| 39.9 | 38.8 | (38.3) | / | 40.1 | 39.9 | (34.2) | (40.2) | 38.6 | 39.7 | 94 |
| 39.5 | 38.6 | 38.6 | / | 40.1 | 39.9 | 37.5 | 40.2 | 39.0 | 39.8 | 95 |
| 39.3 | 38.2 | 39.1 | (38.1) | 40.8 | (40.0) | (38.2) | 40.0 | 38.5 | 40.1 | 96 |
| BAU | | | | | | | | | | |
| | | | | | | | | | | 97 |
| | | | | | | | | | | 98 |
| | | | | | | | | | | 99 |
| | | | | | | | | | | 100 |
| 39.4 | 38.3 | 42.1 | . | 40.9 | 40.5 | / | 38.7 | 38.7 | 40.3 | 101 |
| 39.1 | 38.2 | 42.1 | . | 40.7 | 40.4 | / | 38.6 | 38.7 | 40.1 | 102 |
| 40.0 | 38.4 | / | . | 41.2 | 40.8 | / | 40.1 | 38.8 | 41.0 | 103 |
| 41.3 | 39.0 | / | . | 39.9 | (39.9) | / | / | 39.3 | 40.0 | 104 |
| | | | | | | | | | | 105 |
| | | | | | | | | | | 106 |
| | | | | | | | | | | 107 |
| | | | | | | | | | | 108 |
| -BRIKETTERSTELLUNG, KOKEREI | | | | | | | | | | |
| | | | | | | | | | | 109 |
| | | | | | | | | | | 110 |
| | | | | | | | | | | 111 |
| | | | | | | | | | | 112 |
| / | 38.0 | / | . | . | . | / | / | 38.6 | 38.7 | 113 |
| / | 38.0 | / | . | . | . | / | / | 38.7 | 38.8 | 114 |
| / | 37.0 | / | . | . | . | / | / | 37.7 | 38.6 | 115 |
| / | 38.7 | / | . | . | . | / | / | 38.8 | 38.6 | 116 |
| | | | | | | | | | | 117 |
| | | | | | | | | | | 118 |
| | | | | | | | | | | 119 |
| | | | | | | | | | | 120 |
| UND -BRIKETTERSTELLUNG | | | | | | | | | | |
| | | | | | | | | | | 121 |
| | | | | | | | | | | 122 |
| | | | | | | | | | | 123 |
| | | | | | | | | | | 124 |
| . | 39.9 | / | / | . | . | / | . | 39.9 | 40.5 | 125 |
| . | 39.8 | / | / | . | . | / | . | 39.9 | 40.3 | 126 |
| . | 40.1 | / | / | . | . | / | . | 40.1 | 41.1 | 127 |
| . | 39.8 | / | / | . | . | / | . | 39.7 | 40.4 | 128 |
| | | | | | | | | | | 129 |
| | | | | | | | | | | 130 |
| | | | | | | | | | | 131 |
| | | | | | | | | | | 132 |
| SALZBERGBAU, SALINEN | | | | | | | | | | |
| | | | | | | | | | | 133 |
| | | | | | | | | | | 134 |
| | | | | | | | | | | 135 |
| | | | | | | | | | | 136 |
| 36.8 | 40.8 | . | / | / | 40.0 | / | 38.4 | 37.1 | 39.2 | 137 |
| 36.7 | 40.8 | . | / | / | 40.0 | / | 38.3 | 37.0 | 39.2 | 138 |
| 37.6 | / | . | / | / | 39.9 | / | 39.4 | 37.6 | 39.7 | 139 |
| (40.8) | / | . | / | / | / | / | / | 38.5 | (38.5) | 140 |
| | | | | | | | | | | 141 |
| | | | | | | | | | | 142 |
| | | | | | | | | | | 143 |
| | | | | | | | | | | 144 |

3 ANZAHL DER DURCHSCHNITTlich BEZAHLTEN WOCHENSTUNDEN DER
OKTOBER

| LAUF- FENDE NUMMER | GESCHLECHT LEISTUNGS- GRUPPE | BADEN- WÜRTTEM- BERG | BAYERN | BERLIN | | | BRANDEN- BURG | BREMEN | HAMBURG | HESSEN | MECKLEN- BURG- VORPOMMERN |
|--|------------------------------------|----------------------------|--------|-----------|--------|--------|------------------|--------|---------|--------|---------------------------------|
| | | | | INSGESAMT | (WEST) | (OST) | | | | | |
| UEBRIGER BERGBAU 1), | | | | | | | | | | | |
| 145 | | | | | | | | | | | |
| 146 | | | | | | | | | | | |
| 147 | | | | | | | | | | | |
| 148 | | | | | | | | | | | |
| 149 | MAENNLICH | 39.7 | 31.8 | - | / | / | . | / | / | . | 45.1 |
| 150 | 1 | 39.6 | 33.5 | - | / | / | . | / | / | . | (38.1) |
| 151 | 2 | 40.5 | (26.0) | - | / | / | . | / | / | . | 47.9 |
| 152 | 3 | (38.7) | / | - | / | / | . | / | / | . | / |
| 153 | | | | | | | | | | | |
| 154 | | | | | | | | | | | |
| 155 | | | | | | | | | | | |
| 156 | | | | | | | | | | | |
| GRUNDSTOFF- UND PRODUK | | | | | | | | | | | |
| 157 | ZUSAMMEN | 39.1 | 39.6 | - | 39.0 | 41.1 | 40.9 | 38.0 | 38.1 | 38.5 | 43.4 |
| 158 | 1 | 39.1 | 39.9 | - | 39.7 | 41.5 | 41.0 | 37.8 | 38.3 | 38.9 | 43.8 |
| 159 | 2 | 39.3 | 39.5 | - | 39.1 | 40.6 | 41.0 | 38.1 | 37.9 | 38.4 | 42.9 |
| 160 | 3 | 38.4 | 39.0 | - | 37.8 | 40.3 | 39.8 | 38.9 | 37.2 | 37.6 | 41.9 |
| 161 | MAENNLICH | 39.3 | 39.9 | - | 39.5 | 41.3 | 41.2 | 38.1 | 38.3 | 38.7 | 43.7 |
| 162 | 1 | 39.1 | 40.0 | - | 39.8 | 41.5 | 41.1 | 37.8 | 38.4 | 39.0 | 44.0 |
| 163 | 2 | 39.6 | 39.8 | - | 39.6 | 40.8 | 41.6 | 38.1 | 38.3 | 38.6 | 43.2 |
| 164 | 3 | 39.1 | 39.8 | - | 38.2 | 40.6 | 40.9 | 41.0 | 38.0 | 38.0 | 42.1 |
| 165 | WEIBLICH | 37.5 | 37.2 | - | 37.6 | 39.8 | 39.2 | 37.5 | 36.4 | 37.4 | 40.9 |
| 166 | 1 | 37.3 | 37.8 | - | 37.9 | 40.1 | 39.9 | / | 36.7 | 37.8 | 41.0 |
| 167 | 2 | 37.8 | 37.0 | - | 37.6 | 40.0 | 39.1 | 39.2 | 36.6 | 37.7 | 40.8 |
| 168 | 3 | 37.3 | 37.3 | - | 37.6 | 39.4 | 38.4 | 36.9 | 36.0 | 37.0 | (41.5) |
| GEWINNUNG UND VERARBEITUNG VON STEINEN | | | | | | | | | | | |
| 169 | ZUSAMMEN | 42.9 | 43.1 | - | 45.7 | 41.4 | 44.2 | 47.1 | . | 41.6 | 45.9 |
| 170 | 1 | 42.9 | 43.3 | - | 46.0 | 41.7 | 44.4 | 47.0 | . | 42.1 | 47.0 |
| 171 | 2 | 43.5 | 43.3 | - | 45.9 | 40.8 | 44.1 | 48.1 | . | 40.9 | 44.7 |
| 172 | 3 | 40.8 | 41.8 | - | 38.0 | 40.5 | 43.5 | (42.3) | . | 42.0 | 42.2 |
| 173 | MAENNLICH | 43.0 | 43.2 | - | 45.8 | 41.4 | 44.4 | 47.1 | . | 41.7 | 46.0 |
| 174 | 1 | 42.9 | 43.3 | - | 46.1 | 41.7 | 44.5 | 47.0 | . | 42.1 | 47.1 |
| 175 | 2 | 43.7 | 43.4 | - | 46.2 | 40.8 | 44.4 | 48.1 | . | 41.0 | 44.9 |
| 176 | 3 | 41.4 | 42.1 | - | 38.6 | 40.6 | 44.0 | (42.3) | . | 42.5 | (42.2) |
| 177 | WEIBLICH | 38.0 | 38.4 | - | (34.7) | 40.0 | 40.5 | / | . | 37.9 | (42.0) |
| 178 | 1 | (37.1) | (39.1) | - | / | / | 40.8 | / | . | / | / |
| 179 | 2 | 40.0 | 38.2 | - | (35.6) | (40.0) | 40.5 | / | . | 37.7 | (41.6) |
| 180 | 3 | 31.0 | 38.6 | - | / | (40.0) | (40.5) | / | . | 37.8 | / |
| METALLERZEUGUNG UND -BEARBEITUNG (OHNE NE-METALLE, | | | | | | | | | | | |
| 181 | ZUSAMMEN | 36.7 | 36.8 | - | 40.7 | . | 39.9 | . | . | 37.8 | 41.4 |
| 182 | 1 | 36.7 | 36.8 | - | 40.6 | . | 40.1 | . | . | 38.4 | 41.4 |
| 183 | 2 | 36.4 | 36.5 | - | 40.7 | . | 39.6 | . | . | 37.5 | 41.5 |
| 184 | 3 | 36.9 | 39.5 | - | / | . | 39.4 | . | . | 36.1 | / |
| 185 | MAENNLICH | 36.7 | 36.8 | - | 40.7 | . | 40.1 | . | . | 37.8 | 41.5 |
| 186 | 1 | 36.8 | 36.8 | - | 40.6 | . | 40.1 | . | . | 38.4 | 41.5 |
| 187 | 2 | 36.4 | 36.5 | - | 40.7 | . | 40.1 | . | . | 37.5 | 41.6 |
| 188 | 3 | 36.9 | 39.9 | - | / | . | 40.4 | . | . | 36.1 | / |
| 189 | WEIBLICH | 36.4 | 36.9 | - | / | . | 38.9 | . | . | 37.4 | 40.9 |
| 190 | 1 | 35.9 | (37.3) | - | / | . | 39.7 | . | . | (37.2) | / |
| 191 | 2 | 36.5 | 36.5 | - | / | . | 38.3 | . | . | 37.7 | 41.0 |
| 192 | 3 | 36.8 | 37.9 | - | / | . | (38.3) | . | . | 36.0 | / |
| DARUNTER: EISEN | | | | | | | | | | | |
| 193 | ZUSAMMEN | 38.3 | 37.5 | - | / | / | . | . | . | 38.1 | / |
| 194 | 1 | 38.3 | 37.5 | - | / | / | . | . | . | 38.2 | / |
| 195 | 2 | (38.2) | 37.6 | - | / | / | . | . | . | 37.7 | / |
| 196 | 3 | / | 36.1 | - | / | / | . | . | . | (35.0) | / |
| 197 | MAENNLICH | 38.3 | 37.5 | - | / | / | . | . | . | 38.1 | / |
| 198 | 1 | 38.3 | 37.5 | - | / | / | . | . | . | 38.3 | / |
| 199 | 2 | (38.1) | 37.6 | - | / | / | . | . | . | 37.7 | / |
| 200 | 3 | / | (36.1) | - | / | / | . | . | . | / | / |
| 201 | WEIBLICH | / | (36.7) | - | / | / | . | . | . | (35.1) | / |
| 202 | 1 | / | / | - | / | / | . | . | . | / | / |
| 203 | 2 | / | / | - | / | / | . | . | . | / | / |
| 204 | 3 | / | (36.2) | - | / | / | . | . | . | / | / |
| EISEN-, STAHL- UND | | | | | | | | | | | |
| 205 | ZUSAMMEN | 35.0 | 35.2 | - | . | / | 40.5 | / | / | 37.4 | . |
| 206 | 1 | 35.3 | 34.9 | - | . | / | 41.0 | / | / | 38.3 | . |
| 207 | 2 | 34.8 | 35.2 | - | . | / | 39.9 | / | / | 37.1 | . |
| 208 | 3 | 33.0 | 39.5 | - | . | / | (39.7) | / | / | 35.2 | . |
| 209 | MAENNLICH | 35.1 | 35.3 | - | . | / | 40.6 | / | / | 37.4 | . |
| 210 | 1 | 35.3 | 34.9 | - | . | / | 41.1 | / | / | 38.3 | . |
| 211 | 2 | 34.7 | 35.2 | - | . | / | 39.9 | / | / | 37.1 | . |
| 212 | 3 | 33.2 | 39.8 | - | . | / | (40.0) | / | / | 35.3 | . |
| 213 | WEIBLICH | 34.8 | 32.8 | - | . | / | (39.3) | / | / | 36.8 | . |
| 214 | 1 | 35.3 | / | - | . | / | / | / | / | (38.3) | . |
| 215 | 2 | 35.0 | 32.2 | - | . | / | / | / | / | 37.1 | . |
| 216 | 3 | (30.6) | / | - | . | / | / | / | / | 34.4 | . |

1) GEWINNUNG VON ERDOEL, ERDGAS; SONSTIGER BERGBAU

ARBEITER NACH WIRTSCHAFTSZWEIG, GESCHLECHT UND LEISTUNGSGRUPPE
1993

| NIEDER- SACHSEN | NORDRHEIN- WESTFALEN | RHEINLAND- PFALZ | SAARLAND | SACHSEN | SACHSEN- ANHALT | SCHLESWIG- HOLSTEIN | THUE- RINGEN | FRUEHERES BUNDES- GEBIET | NEUE LAENDER U. BERLIN-OST | LAUFENDE NUMMER |
|--|-------------------------|---------------------|----------|---------|--------------------|------------------------|-----------------|--------------------------------|----------------------------------|--------------------|
| TORFGEWINNUNG | | | | | | | | | | 145 |
| | | | | | | | | | | 146 |
| | | | | | | | | | | 147 |
| | | | | | | | | | | 148 |
| 40.5 | 44.9 | . | / | . | . | / | 38.1 | 40.5 | 40.5 | 149 |
| 40.4 | 45.5 | . | / | . | . | / | (38.1) | 40.5 | 39.8 | 150 |
| 40.5 | 44.2 | . | / | . | . | / | (38.0) | 40.4 | 41.5 | 151 |
| 41.5 | (42.9) | . | / | . | . | / | / | 41.4 | / | 152 |
| | | | | | | | | | | 153 |
| | | | | | | | | | | 154 |
| | | | | | | | | | | 155 |
| | | | | | | | | | | 156 |
| TIONSQUETERINDUSTRIE | | | | | | | | | | |
| 39.0 | 38.9 | 39.1 | 37.5 | 41.4 | 41.2 | 40.2 | 42.1 | 38.7 | 41.4 | 157 |
| 39.3 | 39.1 | 38.9 | 37.5 | 41.3 | 41.2 | 40.6 | 41.9 | 38.7 | 41.4 | 158 |
| 39.2 | 39.0 | 39.4 | 37.6 | 41.5 | 41.3 | 40.1 | 42.1 | 38.9 | 41.5 | 159 |
| 37.3 | 38.3 | 39.0 | 36.9 | 42.1 | 40.5 | 39.3 | 43.1 | 38.3 | 41.2 | 160 |
| 39.3 | 39.0 | 39.2 | 37.6 | 41.6 | 41.4 | 40.6 | 42.5 | 38.9 | 41.6 | 161 |
| 39.3 | 39.1 | 39.0 | 37.5 | 41.4 | 41.3 | 40.7 | 42.1 | 38.7 | 41.5 | 162 |
| 39.3 | 39.0 | 39.5 | 37.6 | 41.9 | 41.6 | 40.5 | 42.6 | 39.0 | 41.9 | 163 |
| 38.8 | 38.5 | 39.6 | 37.3 | 43.1 | 41.0 | 40.6 | 44.6 | 38.8 | 42.3 | 164 |
| 35.8 | 38.1 | 37.8 | 36.8 | 40.3 | 40.1 | 37.9 | 40.1 | 37.4 | 40.0 | 165 |
| 36.2 | 38.8 | 37.6 | 36.8 | 40.2 | 40.2 | 38.2 | 39.8 | 37.8 | 40.1 | 166 |
| 37.6 | 38.3 | 37.7 | 36.9 | 40.3 | 40.2 | 37.8 | 40.1 | 37.6 | 40.0 | 167 |
| 35.0 | 37.9 | 37.8 | 36.1 | 40.5 | 39.9 | 37.9 | 40.3 | 37.2 | 39.8 | 168 |
| UND ERDEN (OHNE VERARBEITUNG VON ASBEST) | | | | | | | | | | |
| 43.8 | 43.0 | 44.4 | 43.9 | 43.2 | 43.7 | 44.7 | 44.2 | 43.2 | 43.5 | 169 |
| 44.0 | 43.5 | 44.5 | 43.8 | 43.0 | 43.9 | 45.4 | 43.5 | 43.5 | 43.4 | 170 |
| 44.2 | 42.8 | 44.6 | 44.1 | 43.5 | 43.6 | 44.8 | 44.1 | 43.4 | 43.7 | 171 |
| 41.9 | 42.0 | 42.7 | 43.7 | 44.3 | 42.0 | 39.5 | 47.1 | 41.7 | 43.7 | 172 |
| 44.0 | 43.1 | 44.6 | 44.0 | 43.3 | 43.9 | 44.8 | 44.3 | 43.3 | 43.7 | 173 |
| 44.0 | 43.5 | 44.5 | 43.8 | 43.0 | 43.9 | 45.4 | 43.6 | 43.5 | 43.4 | 174 |
| 44.2 | 42.9 | 44.7 | 44.1 | 43.7 | 43.9 | 44.8 | 44.3 | 43.5 | 43.9 | 175 |
| 42.5 | 42.6 | 43.8 | 44.3 | 45.1 | 42.5 | 39.6 | 48.3 | 42.2 | 44.3 | 176 |
| 38.6 | 38.5 | 36.8 | (35.8) | 40.8 | 40.8 | (39.6) | 41.1 | 38.1 | 40.8 | 177 |
| / | (38.5) | / | / | 40.9 | 41.7 | / | (40.6) | 38.5 | 41.1 | 178 |
| 37.7 | 36.8 | 37.6 | / | 41.0 | 40.5 | (40.6) | 41.6 | 38.6 | 40.8 | 179 |
| 38.8 | 39.0 | 36.7 | (35.6) | 40.0 | 40.8 | (38.5) | 40.6 | 37.7 | 40.5 | 180 |
| STAHLVERFORMUNG, OBERFLAECHEVEREDLUNG, HAERTUNG) | | | | | | | | | | |
| 37.0 | 37.5 | 36.0 | 37.5 | 40.0 | 40.4 | 38.0 | 40.5 | 37.4 | 40.2 | 181 |
| 37.2 | 37.8 | 36.0 | 37.5 | 39.8 | 40.4 | 37.7 | 40.6 | 37.5 | 40.1 | 182 |
| 36.9 | 37.3 | 36.1 | 37.5 | 40.5 | 40.3 | 38.3 | 40.4 | 37.3 | 40.2 | 183 |
| 35.8 | 36.8 | 34.9 | 36.1 | 41.4 | 40.5 | (40.6) | 40.4 | 36.7 | 40.6 | 184 |
| 37.0 | 37.5 | 36.1 | 37.5 | 40.1 | 40.4 | 38.0 | 40.5 | 37.4 | 40.3 | 185 |
| 37.2 | 37.8 | 36.0 | 37.5 | 39.8 | 40.5 | 37.7 | 40.6 | 37.5 | 40.1 | 186 |
| 36.9 | 37.3 | 36.2 | 37.5 | 40.6 | 40.3 | 38.4 | 40.4 | 37.3 | 40.4 | 187 |
| 35.5 | 36.9 | 35.5 | 36.3 | 41.7 | 40.6 | (41.2) | 40.4 | 36.8 | 40.8 | 188 |
| 37.4 | 36.4 | 33.5 | 36.2 | 38.8 | 39.6 | (36.7) | 40.1 | 36.5 | 39.1 | 189 |
| 38.0 | 37.3 | (34.5) | (36.6) | 38.1 | (38.7) | / | (39.9) | 36.8 | 39.3 | 190 |
| 36.5 | 36.3 | (31.3) | 36.5 | 39.0 | 39.5 | (36.6) | (40.4) | 36.7 | 38.9 | 191 |
| 38.2 | 36.2 | 33.8 | 35.2 | (39.7) | 40.2 | / | / | 36.2 | 39.6 | 192 |
| SCHAFFENDE INDUSTRIE | | | | | | | | | | |
| . | 37.3 | 36.1 | 37.6 | 39.0 | 40.4 | / | / | 37.4 | 39.8 | 193 |
| . | 37.7 | 35.6 | 37.5 | 39.0 | 40.7 | / | / | 37.5 | 39.9 | 194 |
| . | 36.9 | 39.1 | 37.7 | 39.1 | 39.9 | / | / | 37.4 | 39.4 | 195 |
| . | 37.0 | 36.8 | 36.3 | / | 40.5 | / | / | 36.6 | 40.4 | 196 |
| . | 37.3 | 36.1 | 37.6 | 39.1 | 40.5 | / | / | 37.5 | 39.9 | 197 |
| . | 37.7 | 35.6 | 37.5 | 39.1 | 40.7 | / | / | 37.5 | 39.9 | 198 |
| . | 36.9 | 39.2 | 37.7 | 39.3 | 40.0 | / | / | 37.4 | 39.8 | 199 |
| . | 36.9 | 37.0 | 36.6 | / | 40.6 | / | / | 36.6 | 40.7 | 200 |
| . | 37.3 | (35.0) | 36.3 | 37.9 | 39.9 | / | / | 36.7 | 38.8 | 201 |
| . | 37.1 | (32.4) | (36.6) | 37.3 | / | / | / | 36.8 | 39.4 | 202 |
| . | 36.7 | / | (36.6) | 38.3 | (39.1) | / | / | 36.7 | 38.3 | 203 |
| . | 37.9 | (36.4) | (35.2) | / | 40.3 | / | / | 36.7 | 39.4 | 204 |
| TEMPERGIESSEREI | | | | | | | | | | |
| 36.4 | 36.2 | 36.5 | 36.6 | 40.9 | 39.3 | 36.4 | 40.5 | 36.3 | 40.5 | 205 |
| 36.2 | 36.4 | 37.1 | 38.0 | 40.8 | 39.5 | 36.1 | 40.6 | 36.5 | 40.5 | 206 |
| 36.6 | 36.8 | 35.8 | 35.3 | 41.2 | 39.1 | 37.1 | 40.3 | 36.4 | 40.6 | 207 |
| (35.9) | 35.2 | 37.4 | 25.6 | 40.1 | / | / | 40.4 | 35.2 | 40.2 | 208 |
| 36.4 | 36.3 | 36.5 | 36.6 | 41.0 | 39.4 | 36.4 | 40.5 | 36.3 | 40.6 | 209 |
| 36.2 | 36.4 | 37.0 | 38.0 | 40.8 | 39.5 | 36.1 | 40.6 | 36.5 | 40.6 | 210 |
| 36.6 | 36.9 | 36.0 | 35.3 | 41.3 | 39.1 | 37.1 | 40.3 | 36.4 | 40.6 | 211 |
| (35.9) | 35.4 | (38.3) | 25.7 | 40.1 | / | / | 40.4 | 35.4 | 40.3 | 212 |
| / | 34.0 | (34.1) | (30.6) | 39.6 | (37.0) | / | 40.3 | 34.9 | 39.8 | 213 |
| / | (38.1) | / | / | (39.4) | (36.6) | / | (40.3) | 36.2 | 39.1 | 214 |
| / | 35.2 | / | / | 39.8 | (37.6) | / | (40.4) | 35.8 | 40.2 | 215 |
| / | 33.5 | (36.7) | / | / | / | / | / | 33.6 | (38.9) | 216 |

3 ANZAHL DER DURCHSCHNITTlich BEZAHLTEN WOCHENSTUNDEN DER
OKTOBER

| LAUFENDE NUMMER | GESCHLECHT LEISTUNGS- GRUPPE | BADEN- WÜRTTEMBERG | BAYERN | BERLIN | | | BRANDEN- BURG | BREMEN | HAMBURG | HESSEN | MECKLEN- BURG- VORPOMMERN |
|-------------------------------|------------------------------------|-----------------------|--------|-----------|--------|--------|------------------|--------|---------|--------|---------------------------------|
| | | | | INSGESAMT | (WEST) | (OST) | | | | | |
| ZIEHEREIEN, | | | | | | | | | | | |
| 217 | ZUSAMMEN | 37.2 | 38.6 | - | . | / | 39.3 | . | / | 39.7 | . |
| 218 | 1 | 38.2 | 38.6 | - | . | / | 39.0 | . | / | 39.1 | . |
| 219 | 2 | 36.5 | 38.4 | - | . | / | 40.4 | . | / | 40.1 | . |
| 220 | 3 | 36.6 | 39.3 | - | . | / | (39.0) | . | / | 39.0 | . |
| 221 | MAENNLICH | 37.2 | 38.6 | - | . | / | 39.3 | . | / | 39.8 | . |
| 222 | 1 | 38.2 | 38.6 | - | . | / | 39.0 | . | / | 39.1 | . |
| 223 | 2 | 36.4 | 38.6 | - | . | / | 40.4 | . | / | 40.1 | . |
| 224 | 3 | 36.4 | 39.4 | - | . | / | (38.9) | . | / | 40.2 | . |
| 225 | WEIBLICH | 37.6 | 37.9 | - | . | / | (39.2) | . | / | 38.9 | . |
| 226 | 1 | / | / | - | . | / | / | . | / | / | . |
| 227 | 2 | / | 37.8 | - | . | / | / | . | / | 40.0 | . |
| 228 | 3 | 37.3 | / | - | . | / | / | . | / | 37.4 | . |
| NE-METALLERZEUGUNG, NE-METALL | | | | | | | | | | | |
| 229 | ZUSAMMEN | 35.7 | 36.6 | - | 34.3 | 40.5 | 39.5 | . | . | 37.2 | . |
| 230 | 1 | 35.9 | 36.5 | - | 35.2 | 40.5 | 39.2 | . | . | 37.4 | . |
| 231 | 2 | 35.4 | 36.6 | - | 33.0 | 40.6 | (39.7) | . | . | 36.7 | . |
| 232 | 3 | 35.4 | 36.9 | - | 34.7 | (40.6) | / | . | . | 39.2 | . |
| 233 | MAENNLICH | 35.8 | 36.7 | - | 34.6 | 40.6 | 39.5 | . | . | 37.3 | . |
| 234 | 1 | 35.9 | 36.5 | - | 35.2 | 40.5 | 39.4 | . | . | 37.4 | . |
| 235 | 2 | 35.5 | 36.7 | - | 33.5 | 40.9 | (38.6) | . | . | 36.7 | . |
| 236 | 3 | 36.2 | 37.5 | - | (37.4) | (40.9) | / | . | . | 40.3 | . |
| 237 | WEIBLICH | 34.2 | 36.0 | - | 30.9 | 40.1 | (39.5) | . | . | 36.7 | . |
| 238 | 1 | 35.6 | 36.5 | - | / | / | / | . | . | / | . |
| 239 | 2 | 34.1 | 36.2 | - | 29.5 | (40.1) | / | . | . | 36.0 | . |
| 240 | 3 | 34.0 | 35.4 | - | 32.3 | / | / | . | . | 37.5 | . |
| DARUNTER: NE- | | | | | | | | | | | |
| 241 | ZUSAMMEN | 34.6 | 34.8 | - | 35.1 | . | . | . | . | 37.3 | . |
| 242 | 1 | 34.7 | 35.1 | - | 36.3 | . | . | . | . | 37.0 | . |
| 243 | 2 | 34.5 | 34.4 | - | 33.2 | . | . | . | . | 38.0 | . |
| 244 | 3 | 34.6 | 35.2 | - | 32.5 | . | . | . | . | 36.3 | . |
| 245 | MAENNLICH | 34.7 | 34.8 | - | 36.0 | . | . | . | . | 37.2 | . |
| 246 | 1 | 34.7 | 35.1 | - | 36.3 | . | . | . | . | 37.0 | . |
| 247 | 2 | 34.6 | 34.3 | - | 35.1 | . | . | . | . | 37.9 | . |
| 248 | 3 | 35.3 | 37.0 | - | (33.4) | . | . | . | . | 35.6 | . |
| 249 | WEIBLICH | 33.9 | 34.8 | - | 30.6 | . | . | . | . | 37.7 | . |
| 250 | 1 | 34.9 | (35.0) | - | / | . | . | . | . | / | . |
| 251 | 2 | 34.0 | 35.2 | - | 28.6 | . | . | . | . | / | . |
| 252 | 3 | 33.7 | 34.4 | - | 32.3 | . | . | . | . | 37.4 | . |
| MINERALÖL | | | | | | | | | | | |
| 253 | ZUSAMMEN | 39.8 | 39.1 | - | / | / | . | . | 39.1 | 40.0 | / |
| 254 | 1 | 39.5 | 39.7 | - | / | / | . | . | 39.2 | (39.2) | / |
| 255 | 2 | 41.3 | 38.2 | - | / | / | . | . | 38.4 | (42.5) | / |
| 256 | 3 | (39.2) | / | - | / | / | . | . | (38.0) | (39.0) | / |
| 257 | MAENNLICH | 39.8 | 39.1 | - | / | / | . | . | 39.1 | 40.4 | / |
| 258 | 1 | 39.5 | 39.7 | - | / | / | . | . | 39.2 | (39.2) | / |
| 259 | 2 | 41.5 | 38.2 | - | / | / | . | . | 38.5 | (42.5) | / |
| 260 | 3 | (39.2) | / | - | / | / | . | . | (38.1) | (39.7) | / |
| 261 | WEIBLICH | (37.7) | / | - | / | / | . | . | 38.3 | (38.0) | / |
| 262 | 1 | / | / | - | / | / | . | . | / | / | / |
| 263 | 2 | / | / | - | / | / | . | . | (37.9) | / | / |
| 264 | 3 | / | / | - | / | / | . | . | (38.0) | (38.0) | / |
| CHEMISCHE INDUSTRIE (OHNE | | | | | | | | | | | |
| 265 | ZUSAMMEN | 38.5 | 38.0 | - | . | 39.8 | 40.2 | 39.3 | 37.4 | 38.2 | 40.7 |
| 266 | 1 | 38.7 | 38.3 | - | . | 40.1 | 40.5 | 40.4 | 37.7 | 38.2 | 40.6 |
| 267 | 2 | 38.3 | 37.9 | - | . | 40.0 | 40.1 | 39.3 | 37.3 | 38.1 | 41.2 |
| 268 | 3 | 38.1 | 37.4 | - | . | 38.5 | 39.1 | 38.9 | 37.0 | 38.2 | / |
| 269 | MAENNLICH | 38.6 | 38.3 | - | . | 40.0 | 40.2 | 40.2 | 37.7 | 38.3 | 40.7 |
| 270 | 1 | 38.7 | 38.3 | - | . | 40.0 | 40.5 | 40.5 | 37.7 | 38.2 | 40.6 |
| 271 | 2 | 38.4 | 38.2 | - | . | 40.0 | 40.2 | 39.3 | 37.7 | 38.3 | 41.1 |
| 272 | 3 | 38.9 | 39.1 | - | . | / | 39.0 | 41.7 | 38.6 | 38.9 | / |
| 273 | WEIBLICH | 38.0 | 36.9 | - | . | 39.6 | 39.8 | 37.2 | 36.6 | 37.8 | (40.9) |
| 274 | 1 | 37.8 | 38.1 | - | . | 40.1 | 40.4 | / | 37.4 | 37.8 | / |
| 275 | 2 | 38.0 | 36.8 | - | . | 40.0 | 39.8 | (38.6) | 36.8 | 37.7 | / |
| 276 | 3 | 37.9 | 36.8 | - | . | 38.4 | 39.2 | 37.0 | 36.2 | 37.9 | / |
| HERSTELLUNG VON | | | | | | | | | | | |
| 277 | ZUSAMMEN | 37.3 | 37.9 | - | . | / | . | / | / | . | / |
| 278 | 1 | 37.3 | 38.0 | - | . | / | . | / | / | . | / |
| 279 | 2 | 37.3 | 37.8 | - | . | / | . | / | / | . | / |
| 280 | 3 | 37.3 | 37.9 | - | . | / | . | / | / | . | / |
| 281 | MAENNLICH | 37.3 | 37.9 | - | . | / | . | / | / | . | / |
| 282 | 1 | 37.3 | 38.1 | - | . | / | . | / | / | . | / |
| 283 | 2 | 37.3 | 37.9 | - | . | / | . | / | / | . | / |
| 284 | 3 | 37.3 | 37.9 | - | . | / | . | / | / | . | / |
| 285 | WEIBLICH | 37.1 | 37.6 | - | . | / | . | / | / | . | / |
| 286 | 1 | / | (37.5) | - | . | / | . | / | / | . | / |
| 287 | 2 | 37.0 | 37.6 | - | . | / | . | / | / | . | / |
| 288 | 3 | 37.3 | 37.6 | - | . | / | . | / | / | . | / |

ARBEITER NACH WIRTSCHAFTSZWEIG, GESCHLECHT UND LEISTUNGSGRUPPE
1993

| NIEDER- SACHSEN | NORDRHEIN- WESTFALEN | RHEINLAND- PFALZ | SAARLAND | SACHSEN | SACHSEN- ANHALT | SCHLESWIG- HOLSTEIN | THUE- RINGEN | FRUEHERES BUNDES- GEBIET | NEUE LAENDER U. BERLIN-OST | LAUFENDE NUMMER |
|-----------------------------------|-------------------------|---------------------|----------|---------|--------------------|------------------------|-----------------|--------------------------------|----------------------------------|--------------------|
| KALTWALZWERKE | | | | | | | | | | |
| 37.5 | 38.6 | 35.0 | 33.6 | 40.3 | 42.1 | 39.6 | 38.7 | 38.0 | 40.4 | 217 |
| 38.6 | 39.6 | 36.4 | 34.8 | 39.3 | 42.3 | 40.3 | 38.4 | 38.6 | 39.6 | 218 |
| 36.7 | 38.1 | 34.8 | 32.1 | 40.3 | 42.0 | 39.3 | (40.5) | 37.5 | 41.1 | 219 |
| 38.1 | 38.3 | 33.2 | (38.0) | 43.2 | / | (41.3) | / | 38.1 | 41.9 | 220 |
| 37.5 | 38.7 | 35.2 | 33.6 | 40.4 | 42.2 | 39.9 | 38.7 | 38.0 | 40.4 | 221 |
| 38.6 | 39.6 | 36.4 | 34.8 | 39.3 | 42.3 | 40.3 | 38.2 | 38.6 | 39.6 | 222 |
| 36.8 | 38.2 | 34.8 | 32.1 | 40.4 | 42.1 | 39.7 | (40.5) | 37.5 | 41.2 | 223 |
| 38.3 | 38.7 | 33.9 | / | 44.0 | / | (41.8) | / | 38.4 | 42.7 | 224 |
| 36.5 | 36.6 | 32.4 | / | 39.7 | (40.6) | (36.1) | (39.3) | 36.7 | 39.8 | 225 |
| / | (39.8) | / | / | (38.2) | / | / | / | 38.6 | 39.1 | 226 |
| 35.5 | 36.2 | (33.7) | / | (39.8) | (40.3) | (36.0) | / | 36.9 | 40.0 | 227 |
| 37.4 | 36.7 | 32.1 | / | (40.8) | / | / | / | 36.5 | (40.1) | 228 |
| HALBZEUGWERKE, NE-METALLGIESSEREI | | | | | | | | | | |
| 36.2 | 38.1 | 37.8 | 33.2 | 40.0 | 41.6 | 37.9 | 42.2 | 37.1 | 41.0 | 229 |
| 36.3 | 38.6 | 37.7 | 31.0 | 39.8 | 41.4 | 39.2 | 42.9 | 37.2 | 40.8 | 230 |
| 36.1 | 38.0 | 37.6 | (36.5) | 40.5 | 41.8 | 36.9 | 41.0 | 37.1 | 41.3 | 231 |
| 36.5 | 37.5 | 38.6 | 34.3 | 39.6 | (41.9) | 36.0 | / | 37.1 | 40.5 | 232 |
| 36.3 | 38.3 | 37.9 | 34.3 | 40.1 | 41.6 | 38.0 | 42.1 | 37.3 | 41.0 | 233 |
| 36.4 | 38.7 | 37.7 | 31.0 | 39.8 | 41.5 | 39.2 | 42.9 | 37.2 | 40.9 | 234 |
| 36.2 | 38.1 | 37.8 | (36.5) | 40.6 | 41.8 | 36.8 | 41.0 | 37.2 | 41.4 | 235 |
| 37.5 | 37.8 | 39.7 | (41.8) | 39.6 | / | (34.4) | / | 37.6 | 40.4 | 236 |
| 32.7 | 36.6 | 36.8 | 30.4 | 39.7 | 41.2 | 37.0 | / | 35.6 | 40.6 | 237 |
| (24.9) | 36.8 | / | / | 39.8 | 40.4 | / | / | 35.4 | 40.1 | 238 |
| 34.5 | 36.1 | 36.0 | / | 39.6 | 41.5 | (38.8) | / | 35.6 | 40.9 | 239 |
| 32.3 | 36.7 | 37.1 | 30.4 | / | / | 36.6 | / | 35.7 | (41.0) | 240 |
| METALLGIESSEREI | | | | | | | | | | |
| . | 37.5 | 36.8 | 30.7 | 39.8 | 41.0 | 36.1 | 42.2 | 35.4 | 40.7 | 241 |
| . | 37.4 | 37.1 | 31.0 | 39.9 | 41.1 | 37.8 | 42.9 | 35.5 | 40.9 | 242 |
| . | 37.6 | 36.4 | (36.5) | 39.8 | 40.9 | 33.5 | 41.0 | 35.1 | 40.5 | 243 |
| . | 37.5 | 35.9 | 26.5 | (39.4) | / | 34.2 | / | 35.9 | 40.9 | 244 |
| . | 37.6 | 36.9 | 33.0 | 39.8 | 41.0 | 36.2 | 42.1 | 35.5 | 40.7 | 245 |
| . | 37.5 | 37.2 | 31.0 | 39.9 | 41.1 | 37.8 | 42.9 | 35.5 | 40.9 | 246 |
| . | 37.7 | 36.4 | (36.5) | 39.7 | 40.8 | 33.5 | 41.0 | 35.2 | 40.4 | 247 |
| . | 37.7 | (35.5) | (38.4) | (39.4) | / | (33.5) | / | 36.6 | (40.7) | 248 |
| . | 36.8 | 36.1 | 21.6 | (40.7) | 41.8 | (34.6) | / | 34.8 | 41.1 | 249 |
| . | 35.8 | / | / | / | / | / | / | 33.7 | (41.0) | 250 |
| . | 35.9 | 36.0 | (40.5) | (42.0) | / | / | / | 34.4 | 41.1 | 251 |
| . | 37.0 | 36.1 | 21.6 | / | / | (34.6) | / | 35.0 | (41.6) | 252 |
| VERARBEITUNG | | | | | | | | | | |
| 40.1 | 38.8 | 40.9 | . | 40.2 | 41.1 | 38.6 | / | 39.2 | 40.4 | 253 |
| 40.3 | 38.8 | 40.8 | . | 40.1 | 40.8 | 38.6 | / | 39.2 | 40.3 | 254 |
| 39.4 | 39.2 | 41.3 | . | 40.7 | 41.7 | 38.6 | / | 39.3 | 41.0 | 255 |
| 39.3 | 38.7 | / | . | (40.0) | (41.6) | / | / | 38.9 | 40.6 | 256 |
| 40.1 | 38.8 | 41.1 | . | 40.2 | 41.0 | 38.6 | / | 39.2 | 40.4 | 257 |
| 40.3 | 38.8 | 40.9 | . | 40.1 | 40.8 | 38.6 | / | 39.2 | 40.3 | 258 |
| 39.4 | 39.1 | 42.2 | . | 41.5 | 41.8 | 38.6 | / | 39.3 | 41.2 | 259 |
| (40.3) | 38.7 | / | . | / | / | / | / | 39.2 | / | 260 |
| / | 39.0 | (37.8) | . | 40.0 | 41.2 | / | / | 38.4 | 40.4 | 261 |
| / | (38.6) | / | . | 40.0 | 41.1 | / | / | 38.7 | 40.3 | 262 |
| / | 39.6 | (37.8) | . | 40.0 | 41.4 | / | / | 38.7 | 40.7 | 263 |
| / | (38.4) | / | . | (40.0) | (40.6) | / | / | 37.7 | (40.2) | 264 |
| HERSTELLUNG VON CHEMIEFASERN | | | | | | | | | | |
| 38.2 | 39.6 | 38.2 | 38.9 | 41.0 | 40.1 | 39.2 | 40.1 | 38.7 | 40.3 | 265 |
| 39.0 | 39.6 | 38.1 | 39.1 | 40.9 | 40.2 | 39.2 | 39.9 | 38.8 | 40.3 | 266 |
| 38.9 | 39.7 | 38.2 | 38.7 | 40.8 | 40.0 | 38.3 | 40.4 | 38.8 | 40.2 | 267 |
| 35.0 | 39.2 | 38.7 | 39.7 | 41.8 | 39.8 | 40.1 | 40.2 | 38.2 | 40.2 | 268 |
| 38.9 | 39.7 | 38.2 | 39.9 | 41.2 | 40.2 | 39.7 | 40.5 | 38.9 | 40.4 | 269 |
| 39.1 | 39.6 | 38.1 | 39.2 | 41.0 | 40.2 | 39.2 | 40.1 | 38.8 | 40.4 | 270 |
| 39.1 | 39.8 | 38.2 | 40.1 | 41.2 | 40.0 | 38.5 | 41.1 | 38.9 | 40.4 | 271 |
| 37.5 | 39.5 | 38.8 | 42.5 | 42.5 | 40.0 | 43.2 | 40.1 | 39.3 | 40.6 | 272 |
| 35.0 | 38.9 | 38.1 | 37.8 | 40.6 | 39.9 | 38.2 | 39.6 | 37.7 | 40.0 | 273 |
| 36.9 | 39.5 | 37.8 | (38.2) | 40.5 | 40.0 | 39.6 | 39.3 | 38.3 | 40.0 | 274 |
| 37.9 | 39.0 | 37.9 | 37.6 | 40.4 | 39.9 | 37.7 | 39.7 | 37.9 | 40.0 | 275 |
| 33.4 | 38.7 | 38.5 | 38.4 | 41.2 | 39.7 | 38.2 | 40.4 | 37.5 | 40.0 | 276 |
| CHEMIEFASERN | | | | | | | | | | |
| . | / | / | / | . | / | . | . | 37.4 | 39.8 | 277 |
| . | / | / | / | . | / | . | . | 37.5 | 40.2 | 278 |
| . | / | / | / | . | / | . | . | 37.5 | 40.0 | 279 |
| . | / | / | / | . | / | . | . | 37.2 | 38.3 | 280 |
| . | / | / | / | . | / | . | . | 37.4 | 40.1 | 281 |
| . | / | / | / | . | / | . | . | 37.5 | 40.2 | 282 |
| . | / | / | / | . | / | . | . | 37.6 | 40.4 | 283 |
| . | / | / | / | . | / | . | . | 37.3 | 38.6 | 284 |
| . | / | / | / | . | / | . | . | 37.0 | 39.1 | 285 |
| . | / | / | / | . | / | . | . | (37.1) | 39.7 | 286 |
| . | / | / | / | . | / | . | . | 37.3 | 39.5 | 287 |
| . | / | / | / | . | / | . | . | 36.9 | 38.1 | 288 |

3 ANZAHL DER DURCHSCHNITTLLICH BEZAHLTEN WOCHENSTUNDEN DER
OKTOBER

| LAUF- FENDE NUMMER | GESCHLECHT LEISTUNGS- GRUPPE | BADEN- WÜRTTEM- BERG | BAYERN | BERLIN | | | BRANDEN- BURG | BREMEN | HAMBURG | HESSEN | MECKLEN- BURG- VORPOMMERN |
|-------------------------------|------------------------------------|----------------------------|--------|-----------|--------|-------|------------------|--------|---------|--------|---------------------------------|
| | | | | INSGESAMT | (WEST) | (OST) | | | | | |
| HOLZBE | | | | | | | | | | | |
| 289 | ZUSAMMEN | 40.6 | 41.0 | - | . | / | 42.3 | 39.2 | . | 41.4 | 42.1 |
| 290 | 1 | 40.7 | 41.4 | - | . | / | 42.3 | 39.3 | . | 43.0 | 42.4 |
| 291 | 2 | 41.2 | 40.8 | - | . | / | 42.9 | 39.0 | . | 40.5 | 41.1 |
| 292 | 3 | 39.6 | 40.8 | - | . | / | (40.5) | 39.3 | . | 39.8 | / |
| 293 | MAENNLICH | 40.8 | 41.1 | - | . | / | 42.5 | 39.3 | . | 41.8 | 42.4 |
| 294 | 1 | 40.7 | 41.5 | - | . | / | 42.5 | 39.3 | . | 43.0 | 42.6 |
| 295 | 2 | 41.2 | 40.9 | - | . | / | 43.3 | 39.2 | . | 40.8 | 41.4 |
| 296 | 3 | 40.1 | 41.0 | - | . | / | (39.9) | 39.1 | . | 40.2 | / |
| 297 | WEIBLICH | 38.5 | 39.3 | - | . | / | 40.8 | (37.7) | . | 37.0 | 40.7 |
| 298 | 1 | / | 38.3 | - | . | / | (40.2) | / | . | (37.0) | 41.1 |
| 299 | 2 | 39.8 | 39.8 | - | . | / | (40.8) | / | . | 34.4 | 40.3 |
| 300 | 3 | 38.2 | 39.2 | - | . | / | / | / | . | 37.8 | / |
| DAVON: SÄGE-, HOBEL-, HOLZ | | | | | | | | | | | |
| 301 | ZUSAMMEN | 40.6 | 41.6 | - | . | / | 42.3 | 39.2 | . | 41.4 | 42.0 |
| 302 | 1 | 40.8 | 41.8 | - | . | / | 42.3 | 39.3 | . | 43.0 | 42.5 |
| 303 | 2 | 41.3 | 41.7 | - | . | / | 42.9 | 39.0 | . | 40.5 | 40.5 |
| 304 | 3 | 39.5 | 41.3 | - | . | / | (40.5) | 39.3 | . | 39.8 | / |
| 305 | MAENNLICH | 40.8 | 41.7 | - | . | / | 42.5 | 39.3 | . | 41.8 | 42.3 |
| 306 | 1 | 40.8 | 41.8 | - | . | / | 42.5 | 39.3 | . | 43.0 | 42.9 |
| 307 | 2 | 41.4 | 41.8 | - | . | / | 43.3 | 39.2 | . | 40.8 | 40.5 |
| 308 | 3 | 40.0 | 41.4 | - | . | / | (39.9) | 39.1 | . | 40.2 | / |
| 309 | WEIBLICH | 38.5 | 40.3 | - | . | / | 40.8 | (37.7) | . | 37.0 | (38.6) |
| 310 | 1 | / | / | - | . | / | (40.2) | / | . | (37.0) | / |
| 311 | 2 | 39.9 | 40.3 | - | . | / | (40.8) | / | . | 34.4 | / |
| 312 | 3 | 38.2 | 40.4 | - | . | / | / | / | . | 37.8 | / |
| SPERRHOLZ-, HOLZFASERPLATTEN- | | | | | | | | | | | |
| 313 | ZUSAMMEN | 40.5 | 40.1 | - | . | / | / | / | / | / | . |
| 314 | 1 | 40.4 | 41.0 | - | . | / | / | / | / | / | . |
| 315 | 2 | 40.4 | 39.8 | - | . | / | / | / | / | / | . |
| 316 | 3 | 40.9 | 38.4 | - | . | / | / | / | / | / | . |
| 317 | MAENNLICH | 40.6 | 40.2 | - | . | / | / | / | / | / | . |
| 318 | 1 | 40.4 | 41.2 | - | . | / | / | / | / | / | . |
| 319 | 2 | 40.5 | 39.9 | - | . | / | / | / | / | / | . |
| 320 | 3 | 41.3 | 39.1 | - | . | / | / | / | / | / | . |
| 321 | WEIBLICH | (37.9) | 37.5 | - | . | / | / | / | / | / | . |
| 322 | 1 | / | 38.2 | - | . | / | / | / | / | / | . |
| 323 | 2 | / | (38.0) | - | . | / | / | / | / | / | . |
| 324 | 3 | / | 36.9 | - | . | / | / | / | / | / | . |
| ZELLSTOFF-, HOLZSCHLIFF-, | | | | | | | | | | | |
| 325 | ZUSAMMEN | 39.9 | 39.7 | - | . | / | . | / | . | 39.3 | . |
| 326 | 1 | 39.7 | 39.5 | - | . | / | . | / | . | 40.0 | . |
| 327 | 2 | 40.1 | 39.9 | - | . | / | . | / | . | 38.8 | . |
| 328 | 3 | 39.5 | 38.8 | - | . | / | . | / | . | 38.8 | . |
| 329 | MAENNLICH | 39.9 | 39.8 | - | . | / | . | / | . | 39.7 | . |
| 330 | 1 | 39.8 | 39.6 | - | . | / | . | / | . | 40.1 | . |
| 331 | 2 | 40.1 | 40.0 | - | . | / | . | / | . | 39.2 | . |
| 332 | 3 | 39.9 | 39.3 | - | . | / | . | / | . | 40.1 | . |
| 333 | WEIBLICH | 38.3 | 38.1 | - | . | / | . | / | . | 36.3 | . |
| 334 | 1 | (38.8) | / | - | . | / | . | / | . | (36.8) | . |
| 335 | 2 | 38.5 | 38.0 | - | . | / | . | / | . | 36.8 | . |
| 336 | 3 | 38.1 | 38.1 | - | . | / | . | / | . | (34.4) | . |
| GUMMIVERARBEITUNG, | | | | | | | | | | | |
| 337 | ZUSAMMEN | 38.5 | 37.9 | - | 38.7 | . | 38.6 | . | . | 38.1 | / |
| 338 | 1 | 39.3 | 37.6 | - | (39.5) | . | 38.7 | . | . | 39.7 | / |
| 339 | 2 | 38.1 | 37.4 | - | 38.6 | . | 38.8 | . | . | 38.8 | / |
| 340 | 3 | 38.4 | 39.2 | - | (38.4) | . | 37.3 | . | . | 36.0 | / |
| 341 | MAENNLICH | 38.6 | 37.8 | - | 38.6 | . | 38.7 | . | . | 38.4 | / |
| 342 | 1 | 39.3 | 37.7 | - | (39.5) | . | 38.7 | . | . | 39.7 | / |
| 343 | 2 | 38.2 | 37.4 | - | 38.3 | . | 39.0 | . | . | 38.8 | / |
| 344 | 3 | 38.5 | 38.8 | - | / | . | 37.5 | . | . | 36.4 | / |
| 345 | WEIBLICH | 38.2 | 38.4 | - | (39.2) | . | 37.6 | . | . | 36.0 | / |
| 346 | 1 | 39.7 | (35.5) | - | / | . | / | . | . | (39.1) | / |
| 347 | 2 | 37.6 | 37.4 | - | (40.6) | . | 37.9 | . | . | 38.3 | / |
| 348 | 3 | 38.4 | 39.5 | - | (38.1) | . | (36.9) | . | . | 35.2 | / |
| INVESTITIONS | | | | | | | | | | | |
| 349 | ZUSAMMEN | 36.3 | 35.9 | - | 36.2 | 40.8 | 41.4 | 37.0 | 37.9 | 35.5 | 41.6 |
| 350 | 1 | 36.5 | 36.3 | - | 36.6 | 40.9 | 41.4 | 37.1 | 38.0 | 35.9 | 41.6 |
| 351 | 2 | 35.9 | 35.3 | - | 36.3 | 40.6 | 41.4 | 36.6 | 37.0 | 34.5 | 41.6 |
| 352 | 3 | 35.9 | 35.9 | - | 34.7 | 40.4 | 41.4 | 36.3 | 37.2 | 36.7 | 41.1 |
| 353 | MAENNLICH | 36.3 | 36.1 | - | 36.6 | 40.9 | 41.5 | 37.1 | 38.0 | 35.5 | 41.7 |
| 354 | 1 | 36.5 | 36.4 | - | 36.6 | 40.9 | 41.5 | 37.1 | 38.1 | 35.8 | 41.7 |
| 355 | 2 | 35.8 | 35.5 | - | 36.7 | 40.6 | 41.6 | 36.9 | 37.1 | 34.4 | 41.8 |
| 356 | 3 | 35.9 | 35.8 | - | 35.9 | 40.5 | 41.8 | 37.1 | 38.2 | 38.1 | 41.5 |
| 357 | WEIBLICH | 36.0 | 35.1 | - | 34.9 | 40.5 | 40.4 | 35.7 | 36.3 | 35.4 | 40.3 |
| 358 | 1 | 36.3 | 35.4 | - | 35.5 | 40.4 | 40.1 | 36.3 | 35.6 | 34.5 | 40.4 |
| 359 | 2 | 36.3 | 34.9 | - | 35.5 | 40.6 | 40.4 | 35.2 | 36.7 | 34.7 | 40.2 |
| 360 | 3 | 35.9 | 35.9 | - | 34.4 | 40.4 | 40.6 | 36.1 | 36.5 | 36.0 | 40.2 |

ARBEITER NACH WIRTSCHAFTSZWEIG, GESCHLECHT UND LEISTUNGSGRUPPE
1999

| NIEDER- SACHSEN | NORDRHEIN- WESTFALEN | RHEINLAND- PFALZ | SAARLAND | SACHSEN | SACHSEN- ANHALT | SCHLESWIG- HOLSTEIN | THUE- RINGEN | FRUEHERES BUNDES- GEBIET | NEUE LAENDER U. BERLIN-OST | LAUFENDE NUMMER |
|------------------------------|-------------------------|---------------------|----------|---------|--------------------|------------------------|-----------------|--------------------------------|----------------------------------|--------------------|
| ARBEITUNG | | | | | | | | | | |
| 39.1 | 41.3 | 43.1 | 41.8 | 43.1 | 40.8 | 41.1 | 41.9 | 41.0 | 42.2 | 289 |
| 39.8 | 42.0 | 44.9 | 43.2 | 43.1 | 41.2 | 42.4 | 42.5 | 41.8 | 42.5 | 290 |
| 38.8 | 41.1 | 42.0 | 40.1 | 42.9 | 40.6 | 41.8 | 41.4 | 40.8 | 41.7 | 291 |
| 38.2 | 39.8 | 40.1 | 38.9 | 43.5 | / | 38.6 | 41.7 | 39.7 | 41.8 | 292 |
| 39.5 | 41.5 | 43.2 | 42.1 | 43.1 | 40.9 | 41.4 | 42.0 | 41.2 | 42.3 | 293 |
| 39.9 | 42.0 | 44.9 | 43.2 | 43.2 | 41.2 | 42.3 | 42.6 | 41.8 | 42.6 | 294 |
| 38.6 | 41.2 | 42.1 | 39.8 | 42.8 | 40.7 | 41.9 | 41.3 | 40.8 | 41.8 | 295 |
| 40.7 | 40.4 | 40.2 | 39.7 | (43.7) | / | 39.4 | (43.0) | 40.4 | 42.2 | 296 |
| 35.2 | 39.1 | (37.2) | (37.5) | (42.4) | / | (34.6) | 41.3 | 38.1 | 41.0 | 297 |
| / | 38.6 | / | / | / | / | / | (40.9) | 37.9 | 40.7 | 298 |
| 40.2 | 40.3 | (37.0) | / | / | / | / | (42.4) | 39.8 | 41.1 | 299 |
| 30.5 | 37.3 | (37.3) | (36.9) | / | / | / | 40.8 | 37.0 | 41.2 | 300 |
| IMPRAGNIER- UND FURNIERWERKE | | | | | | | | | | |
| 40.0 | 42.1 | 43.9 | 41.8 | 43.1 | 40.8 | 43.0 | 41.3 | 41.5 | 42.0 | 301 |
| 38.9 | 42.6 | 46.0 | 43.2 | 43.1 | 41.2 | 44.7 | 42.0 | 42.2 | 42.4 | 302 |
| 39.8 | 42.5 | 42.1 | 40.1 | 42.9 | 40.6 | 42.7 | 40.4 | 41.4 | 41.5 | 303 |
| 41.9 | 40.1 | 41.7 | 38.9 | 43.5 | / | 42.6 | / | 40.5 | 41.9 | 304 |
| 40.0 | 42.4 | 43.9 | 42.1 | 43.1 | 40.9 | 43.0 | 41.4 | 41.7 | 42.2 | 305 |
| 38.9 | 42.7 | 46.0 | 43.2 | 43.2 | 41.2 | 44.6 | 42.1 | 42.2 | 42.5 | 306 |
| 39.8 | 42.7 | 42.2 | 39.8 | 42.8 | 40.7 | 42.7 | 40.3 | 41.5 | 41.5 | 307 |
| 42.2 | 40.8 | 41.7 | 39.7 | (43.7) | / | 42.5 | / | 40.9 | 42.1 | 308 |
| (38.6) | 37.5 | / | (37.5) | (42.4) | / | / | (40.9) | 38.5 | 40.6 | 309 |
| / | (37.3) | / | / | / | / | / | (40.9) | 37.8 | 40.0 | 310 |
| / | 39.4 | / | / | / | / | / | (41.4) | 39.1 | 40.9 | 311 |
| (38.6) | 34.5 | / | (36.9) | / | / | / | / | 38.3 | (41.6) | 312 |
| UND HOLZSPANPLATTENWERKE | | | | | | | | | | |
| . | 40.9 | 41.9 | . | / | / | 31.0 | . | 40.2 | 42.5 | 313 |
| . | 41.6 | 43.1 | . | / | / | (36.7) | . | 41.3 | 42.7 | 314 |
| . | 40.5 | 42.0 | . | / | / | (29.4) | . | 40.0 | 42.6 | 315 |
| . | 39.5 | 37.9 | . | / | / | (27.5) | . | 37.8 | 41.5 | 316 |
| . | 41.0 | 42.1 | . | / | / | 31.4 | . | 40.5 | 42.9 | 317 |
| . | 41.6 | 43.2 | . | / | / | (36.7) | . | 41.3 | 42.7 | 318 |
| . | 40.5 | 42.1 | . | / | / | / | . | 40.0 | 43.2 | 319 |
| . | 39.9 | 38.0 | . | / | / | (26.5) | . | 38.9 | (42.9) | 320 |
| . | 39.7 | (37.6) | . | / | / | / | . | 37.5 | 41.4 | 321 |
| . | (39.5) | / | . | / | / | / | . | 38.0 | (42.3) | 322 |
| . | 40.8 | / | . | / | / | / | . | 40.3 | 41.3 | 323 |
| . | 38.3 | (37.3) | . | / | / | / | . | 34.7 | 40.9 | 324 |
| PAPIER- UND PAPPEERZEUGUNG | | | | | | | | | | |
| 38.1 | 40.4 | 40.8 | / | 41.1 | / | 40.0 | 41.8 | 39.8 | 41.0 | 325 |
| 37.9 | 40.8 | 42.3 | / | 41.3 | / | 39.9 | 41.9 | 39.7 | 41.2 | 326 |
| 38.6 | 40.0 | 40.8 | / | 41.0 | / | 40.1 | 41.7 | 39.9 | 40.8 | 327 |
| 38.5 | 40.8 | 38.6 | / | 40.0 | / | 40.3 | / | 39.7 | 39.9 | 328 |
| 38.1 | 40.5 | 40.9 | / | 41.2 | / | 40.1 | 42.0 | 39.9 | 41.1 | 329 |
| 37.9 | 40.8 | 42.3 | / | 41.3 | / | 39.9 | 42.0 | 39.7 | 41.2 | 330 |
| 38.6 | 40.0 | 40.8 | / | 40.9 | / | 40.2 | 42.0 | 40.0 | 40.9 | 331 |
| 40.3 | 41.9 | 38.7 | / | 40.3 | / | 40.3 | / | 40.4 | 40.1 | 332 |
| 36.9 | 38.0 | 38.4 | / | 40.8 | / | 39.5 | 40.3 | 37.9 | 40.4 | 333 |
| / | / | / | / | 41.4 | / | / | (40.7) | 38.7 | 40.7 | 334 |
| 37.8 | 37.9 | (40.9) | / | 41.1 | / | (39.4) | (40.1) | 38.1 | 40.5 | 335 |
| 36.2 | 38.0 | 38.1 | / | 39.8 | / | / | / | 37.7 | 39.8 | 336 |
| VERARBEITUNG VON ASBEST | | | | | | | | | | |
| 38.2 | 39.4 | 37.1 | 36.9 | 39.9 | 40.7 | 37.9 | 40.7 | 38.2 | 40.1 | 337 |
| 39.8 | 40.6 | 36.7 | 36.6 | 40.3 | 40.4 | 37.8 | 42.0 | 38.8 | 40.7 | 338 |
| 37.8 | 38.7 | 37.4 | 37.1 | 39.7 | 40.9 | 38.3 | 40.2 | 38.1 | 40.0 | 339 |
| 37.8 | 39.1 | 36.5 | 36.8 | (38.8) | (40.2) | 37.1 | 40.2 | 37.7 | 39.4 | 340 |
| 38.6 | 39.5 | 37.1 | 36.8 | 40.0 | 40.6 | 38.4 | 41.1 | 38.3 | 40.2 | 341 |
| 39.8 | 40.6 | 36.7 | 36.6 | 40.4 | 40.2 | 38.2 | 42.1 | 38.9 | 40.7 | 342 |
| 37.9 | 38.8 | 37.4 | 37.1 | 39.8 | 40.8 | 38.4 | 40.5 | 38.2 | 40.1 | 343 |
| 38.5 | 39.1 | 36.5 | 36.5 | / | / | 38.6 | (39.7) | 37.9 | 38.2 | 344 |
| 36.7 | 38.8 | 36.2 | 37.1 | 39.4 | 41.0 | 36.6 | 39.9 | 37.4 | 39.7 | 345 |
| (39.0) | 38.8 | / | / | / | / | (33.6) | (40.0) | 37.5 | 40.0 | 346 |
| 36.7 | 38.1 | 35.3 | (36.4) | 39.6 | 41.0 | 37.2 | 39.5 | 37.4 | 39.5 | 347 |
| 36.6 | 39.0 | 36.6 | 37.2 | (38.8) | / | 36.8 | 40.3 | 37.4 | 39.8 | 348 |
| GUETERINDUSTRIE | | | | | | | | | | |
| 36.5 | 37.5 | 35.5 | 36.3 | 41.1 | 41.4 | 37.3 | 41.2 | 36.5 | 41.2 | 349 |
| 36.9 | 37.7 | 36.2 | 37.3 | 41.2 | 41.4 | 37.4 | 41.3 | 36.8 | 41.3 | 350 |
| 36.1 | 37.4 | 34.8 | 35.2 | 40.9 | 41.3 | 37.1 | 41.1 | 35.9 | 41.1 | 351 |
| 36.6 | 37.1 | 35.3 | 34.6 | 40.7 | 41.2 | 36.9 | 41.2 | 36.4 | 41.0 | 352 |
| 36.6 | 37.7 | 35.5 | 36.6 | 41.2 | 41.4 | 37.4 | 41.4 | 36.6 | 41.3 | 353 |
| 37.0 | 37.7 | 36.2 | 37.4 | 41.2 | 41.4 | 37.4 | 41.4 | 36.8 | 41.3 | 354 |
| 36.2 | 37.5 | 34.6 | 35.2 | 41.1 | 41.5 | 37.4 | 41.5 | 36.1 | 41.3 | 355 |
| 37.6 | 38.1 | 34.7 | 36.6 | 41.3 | 41.7 | 37.9 | 41.1 | 37.0 | 41.4 | 356 |
| 35.8 | 36.4 | 35.8 | 34.3 | 40.1 | 40.3 | 36.4 | 40.6 | 35.8 | 40.3 | 357 |
| 36.0 | 36.3 | 35.6 | 35.3 | 40.2 | 40.0 | 36.5 | 40.0 | 35.8 | 40.1 | 358 |
| 35.7 | 36.3 | 35.7 | 35.1 | 40.2 | 40.4 | 36.3 | 40.4 | 35.5 | 40.3 | 359 |
| 36.2 | 36.4 | 35.9 | 33.8 | 40.0 | 40.4 | 36.5 | 41.3 | 36.0 | 40.5 | 360 |

3 ANZAHL DER DURCHSCHNITTlich BEZAHLTEN WOCHENSTUNDEN DER
OKTOBER

| LAU- FENDE NUMMER | GESCHLECHT LEISTUNGS- GRUPPE | BADEN- WÜRTTEM- BERG | BAYERN | BERLIN | | | BRANDEN- BURG | BREMEN | HAMBURG | HESSEN | MECKLEN- BURG- VORPOMMERN |
|------------------------------------|------------------------------------|----------------------------|--------|-----------|--------|--------|------------------|--------|---------|--------|---------------------------------|
| | | | | INSGESAMT | (WEST) | (OST) | | | | | |
| STAHL-, LEICHTMETALL- UND SCHIENEN | | | | | | | | | | | |
| 361 | ZUSAMMEN | 39.5 | 40.1 | - | 38.0 | 40.5 | 42.4 | 37.3 | 39.5 | 40.0 | 43.6 |
| 362 | 1 | 39.2 | 39.9 | - | 38.0 | 40.6 | 42.6 | 37.2 | 39.4 | 40.2 | 43.9 |
| 363 | 2 | 40.6 | 40.2 | - | 37.4 | 40.5 | 42.4 | 38.1 | 39.4 | 39.7 | 43.1 |
| 364 | 3 | 39.0 | 42.4 | - | (39.7) | 40.1 | 41.4 | / | 45.0 | 38.2 | (42.3) |
| 365 | MAENNLICH | 39.5 | 40.1 | - | 38.0 | 40.6 | 42.5 | 37.3 | 39.5 | 40.2 | 43.6 |
| 366 | 1 | 39.2 | 39.9 | - | 38.0 | 40.6 | 42.6 | 37.2 | 39.4 | 40.3 | 43.9 |
| 367 | 2 | 40.6 | 40.4 | - | 37.5 | 40.5 | 42.4 | 38.2 | 39.4 | 40.1 | 43.1 |
| 368 | 3 | 39.5 | 43.2 | - | (39.8) | 40.2 | 41.7 | / | (45.2) | 39.9 | / |
| 369 | WEIBLICH | 37.5 | 37.7 | - | 36.5 | 40.2 | 40.0 | (36.8) | / | 36.9 | / |
| 370 | 1 | (37.1) | (38.6) | - | (36.1) | 40.3 | (39.7) | (37.0) | / | (38.0) | / |
| 371 | 2 | 37.7 | 37.7 | - | (36.4) | 40.2 | (40.3) | / | / | 36.8 | / |
| 372 | 3 | 37.5 | 37.5 | - | / | 40.0 | (39.9) | / | / | 36.7 | / |
| MASCHINENBAU, | | | | | | | | | | | |
| 373 | ZUSAMMEN | 36.1 | 36.1 | - | 35.5 | 41.1 | 41.6 | 38.2 | 36.5 | 37.0 | 42.2 |
| 374 | 1 | 36.4 | 36.0 | - | 36.0 | 41.2 | 41.9 | 38.1 | 36.5 | 37.4 | 42.1 |
| 375 | 2 | 35.5 | 36.1 | - | 34.8 | 40.6 | 40.7 | 39.3 | 37.1 | 36.0 | 42.3 |
| 376 | 3 | 35.8 | 36.6 | - | 29.6 | 38.9 | 42.1 | 36.3 | 37.0 | 36.1 | 43.0 |
| 377 | MAENNLICH | 36.1 | 36.1 | - | 35.9 | 41.1 | 41.6 | 38.2 | 36.6 | 37.2 | 42.2 |
| 378 | 1 | 36.4 | 36.1 | - | 36.1 | 41.2 | 41.9 | 38.1 | 36.5 | 37.4 | 42.1 |
| 379 | 2 | 35.5 | 36.4 | - | 35.6 | 40.7 | 40.8 | 39.4 | 37.3 | 36.2 | 42.4 |
| 380 | 3 | 35.3 | 38.2 | - | 31.9 | 38.9 | 42.7 | 36.5 | 36.9 | 37.2 | (43.8) |
| 381 | WEIBLICH | 36.0 | 35.1 | - | 30.6 | 39.7 | 40.2 | 37.3 | 34.3 | 34.9 | 40.3 |
| 382 | 1 | 36.0 | 34.9 | - | 33.4 | 40.2 | (40.5) | / | 32.5 | 36.2 | (40.3) |
| 383 | 2 | 35.8 | 35.0 | - | 32.1 | (38.8) | 40.1 | (38.0) | 35.9 | 34.5 | (40.1) |
| 384 | 3 | 36.1 | 35.3 | - | 28.7 | / | 40.3 | / | (37.4) | 35.1 | / |
| STRASSENFAHRZEUGBAU; REPARATUR | | | | | | | | | | | |
| 385 | ZUSAMMEN | 35.6 | 34.4 | - | . | 40.8 | 41.6 | . | . | 32.5 | 40.6 |
| 386 | 1 | 36.1 | 35.2 | - | . | 40.8 | 41.4 | . | . | 32.7 | 40.3 |
| 387 | 2 | 34.7 | 33.6 | - | . | 40.4 | 41.8 | . | . | 31.8 | 41.3 |
| 388 | 3 | 34.7 | 31.4 | - | . | 41.0 | 41.8 | . | . | 36.1 | / |
| 389 | MAENNLICH | 35.6 | 34.5 | - | . | 40.8 | 41.6 | . | . | 32.5 | 40.6 |
| 390 | 1 | 36.1 | 35.2 | - | . | 40.8 | 41.5 | . | . | 32.7 | 40.3 |
| 391 | 2 | 34.6 | 33.6 | - | . | 40.4 | 41.8 | . | . | 31.9 | 41.3 |
| 392 | 3 | 34.3 | 31.1 | - | . | 41.2 | 41.7 | . | . | 36.3 | / |
| 393 | WEIBLICH | 35.4 | 33.5 | - | . | (40.7) | 41.9 | . | . | 32.9 | 39.7 |
| 394 | 1 | 35.3 | 35.2 | - | . | / | (40.8) | . | . | 31.6 | 39.9 |
| 395 | 2 | 35.6 | 33.7 | - | . | / | 41.8 | . | . | 30.5 | / |
| 396 | 3 | 35.3 | 31.8 | - | . | (40.7) | 42.3 | . | . | 36.0 | / |
| DARUNTER: HERSTELLUNG VON KRAFT | | | | | | | | | | | |
| 397 | ZUSAMMEN | 35.6 | 34.1 | - | . | / | . | . | / | 28.5 | . |
| 398 | 1 | 36.2 | 35.1 | - | . | / | . | . | / | 30.2 | . |
| 399 | 2 | 34.3 | 32.8 | - | . | / | . | . | / | 22.2 | . |
| 400 | 3 | 30.0 | 27.1 | - | . | / | . | . | / | 31.3 | . |
| 401 | MAENNLICH | 35.6 | 34.2 | - | . | / | . | . | / | 28.6 | . |
| 402 | 1 | 36.2 | 35.1 | - | . | / | . | . | / | 30.2 | . |
| 403 | 2 | 34.1 | 32.6 | - | . | / | . | . | / | 22.1 | . |
| 404 | 3 | 29.2 | 27.2 | - | . | / | . | . | / | 28.7 | . |
| 405 | WEIBLICH | 34.6 | 32.9 | - | . | / | . | . | / | 26.8 | . |
| 406 | 1 | 35.1 | 34.8 | - | . | / | . | . | / | 30.3 | . |
| 407 | 2 | 35.3 | 33.9 | - | . | / | . | . | / | 23.0 | . |
| 408 | 3 | 31.1 | 26.8 | - | . | / | . | . | / | 34.1 | . |
| SCHIFF | | | | | | | | | | | |
| 409 | ZUSAMMEN | 38.9 | 34.9 | - | . | 40.3 | 40.2 | 40.0 | 43.0 | . | 41.4 |
| 410 | 1 | 38.7 | 30.9 | - | . | 40.4 | 40.2 | 40.1 | 43.1 | . | 41.5 |
| 411 | 2 | (40.2) | 38.6 | - | . | (39.7) | 40.0 | 38.8 | 38.3 | . | 41.1 |
| 412 | 3 | / | 38.9 | - | . | / | / | (38.1) | / | . | 40.2 |
| 413 | MAENNLICH | 38.9 | 34.8 | - | . | 40.3 | 40.2 | 40.0 | 43.0 | . | 41.5 |
| 414 | 1 | 38.7 | 30.9 | - | . | 40.4 | 40.2 | 40.1 | 43.1 | . | 41.5 |
| 415 | 2 | (40.2) | 38.6 | - | . | (39.7) | 40.0 | 38.8 | 38.3 | . | 41.3 |
| 416 | 3 | / | 38.9 | - | . | / | / | (38.6) | / | . | 40.4 |
| 417 | WEIBLICH | / | / | - | . | / | / | 38.2 | / | . | 40.5 |
| 418 | 1 | / | / | - | . | / | / | (38.4) | / | . | 40.5 |
| 419 | 2 | / | / | - | . | / | / | / | / | . | 40.4 |
| 420 | 3 | / | / | - | . | / | / | / | / | . | (39.9) |
| LUFT- UND RAUM | | | | | | | | | | | |
| 421 | ZUSAMMEN | 36.6 | 36.4 | - | / | / | . | . | . | 37.6 | / |
| 422 | 1 | 36.7 | 36.4 | - | / | / | . | . | . | 37.5 | / |
| 423 | 2 | 36.5 | 36.7 | - | / | / | . | . | . | 40.2 | / |
| 424 | 3 | 35.5 | (37.1) | - | / | / | . | . | . | / | / |
| 425 | MAENNLICH | 36.7 | 36.5 | - | / | / | . | . | . | 37.7 | / |
| 426 | 1 | 36.7 | 36.4 | - | / | / | . | . | . | 37.5 | / |
| 427 | 2 | 36.9 | 37.1 | - | / | / | . | . | . | 41.8 | / |
| 428 | 3 | / | / | - | / | / | . | . | . | / | / |
| 429 | WEIBLICH | 36.0 | 36.1 | - | / | / | . | . | . | 36.8 | / |
| 430 | 1 | 36.6 | 35.9 | - | / | / | . | . | . | 36.8 | / |
| 431 | 2 | 36.3 | 36.1 | - | / | / | . | . | . | (36.5) | / |
| 432 | 3 | 35.3 | (37.1) | - | / | / | . | . | . | / | / |

ARBEITER NACH WIRTSCHAFTSZWEIG, GESCHLECHT UND LEISTUNGSGRUPPE
1993

| NIEDER- SACHSEN | NORDRHEIN- WESTFALEN | RHEINLAND- PFALZ | SAARLAND | SACHSEN | SACHSEN- ANHALT | SCHLESWIG- HOLSTEIN | THUE- RINGEN | FRUEHERES BUNDES- GEBIET | NEUE LAENDER U. BERLIN-OST | LAUFENDE NUMMER |
|-------------------------------------|-------------------------|---------------------|----------|---------|--------------------|------------------------|-----------------|--------------------------------|----------------------------------|--------------------|
| FAHRZEUGBAU (OHNE LOKOMOTIVBAU) | | | | | | | | | | |
| 38.4 | 40.1 | 40.8 | 39.9 | 41.2 | 41.2 | 39.5 | 42.0 | 39.7 | 41.3 | 361 |
| 38.3 | 39.8 | 40.9 | 39.8 | 41.1 | 41.3 | 39.6 | 41.8 | 39.5 | 41.2 | 362 |
| 38.3 | 40.8 | 40.5 | 40.2 | 41.4 | 41.2 | 39.0 | 42.4 | 40.2 | 41.4 | 363 |
| 42.8 | 41.2 | 40.8 | 40.6 | 43.6 | 40.7 | 39.1 | 41.1 | 40.7 | 41.4 | 364 |
| 38.4 | 40.1 | 40.8 | 39.9 | 41.3 | 41.3 | 39.5 | 42.0 | 39.8 | 41.4 | 365 |
| 38.3 | 39.8 | 40.9 | 39.8 | 41.1 | 41.3 | 39.7 | 41.9 | 39.5 | 41.3 | 366 |
| 38.5 | 40.8 | 40.5 | 40.4 | 41.6 | 41.4 | 39.0 | 42.5 | 40.3 | 41.6 | 367 |
| 43.0 | 41.6 | 40.9 | 40.8 | 44.4 | 41.0 | 39.1 | 41.0 | 41.3 | 41.9 | 368 |
| 37.0 | 38.9 | 40.2 | 38.0 | 40.1 | 40.0 | (38.4) | 40.9 | 37.9 | 40.1 | 369 |
| (37.8) | 38.1 | / | / | 40.2 | 40.0 | (38.2) | 40.7 | 37.9 | 40.1 | 370 |
| 36.8 | 39.7 | / | (36.5) | 40.1 | 40.0 | / | 41.0 | 37.8 | 40.1 | 371 |
| / | 38.3 | 40.5 | (39.6) | 40.3 | 39.8 | / | / | 37.9 | 40.0 | 372 |
| LOKOMOTIVBAU | | | | | | | | | | |
| 37.0 | 37.6 | 34.9 | 37.4 | 41.2 | 41.2 | 36.8 | 42.0 | 36.6 | 41.4 | 373 |
| 36.5 | 37.7 | 35.9 | 37.7 | 41.4 | 41.2 | 36.7 | 42.1 | 36.8 | 41.5 | 374 |
| 38.3 | 37.1 | 34.2 | 36.4 | 40.8 | 41.4 | 37.1 | 41.8 | 36.3 | 41.2 | 375 |
| 37.6 | 37.1 | 31.0 | 36.8 | 40.8 | 40.3 | 37.1 | 42.0 | 36.0 | 41.0 | 376 |
| 37.1 | 37.7 | 35.1 | 37.5 | 41.3 | 41.3 | 36.9 | 42.2 | 36.7 | 41.5 | 377 |
| 36.5 | 37.7 | 35.9 | 37.7 | 41.4 | 41.2 | 36.7 | 42.1 | 36.8 | 41.5 | 378 |
| 38.6 | 37.2 | 34.5 | 36.5 | 40.9 | 41.6 | 37.7 | 42.2 | 36.4 | 41.4 | 379 |
| 38.3 | 38.0 | 29.8 | 37.8 | 41.4 | (40.3) | 38.9 | (43.3) | 36.3 | 41.6 | 380 |
| 35.5 | 36.1 | 32.8 | 36.1 | 40.0 | 40.1 | 35.0 | 40.8 | 35.6 | 40.2 | 381 |
| 36.2 | 34.7 | 36.1 | 36.3 | 40.3 | 39.3 | 35.1 | 41.9 | 35.5 | 40.3 | 382 |
| 35.2 | 36.3 | 31.6 | 36.2 | 40.0 | 40.4 | 35.4 | 40.6 | 35.4 | 40.2 | 383 |
| 36.4 | 36.2 | 33.4 | 35.9 | 39.9 | (40.1) | 33.8 | (41.0) | 35.8 | 40.0 | 384 |
| VON KRAFTFAHRZEUGEN USW. | | | | | | | | | | |
| . | 35.2 | 33.3 | 35.1 | 40.4 | 42.0 | 36.5 | 40.6 | 35.0 | 40.9 | 385 |
| . | 35.7 | 34.4 | 35.9 | 40.4 | 41.7 | 36.0 | 40.1 | 35.6 | 40.7 | 386 |
| . | 34.0 | 32.2 | 34.1 | 40.3 | 42.4 | 36.7 | 41.2 | 34.2 | 41.2 | 387 |
| . | 36.2 | 33.7 | 36.5 | 40.5 | 42.1 | 37.4 | 41.2 | 34.8 | 41.6 | 388 |
| . | 35.2 | 33.2 | 35.1 | 40.4 | 42.1 | 36.3 | 40.6 | 35.0 | 40.9 | 389 |
| . | 35.7 | 34.4 | 35.9 | 40.4 | 41.8 | 36.1 | 40.2 | 35.6 | 40.7 | 390 |
| . | 34.1 | 32.2 | 34.2 | 40.3 | 42.7 | 37.1 | 41.3 | 34.2 | 41.2 | 391 |
| . | 36.5 | 32.3 | 36.3 | 40.8 | 42.8 | 36.3 | 41.0 | 34.4 | 41.5 | 392 |
| . | 34.9 | 35.0 | 35.3 | 40.0 | 41.6 | 37.0 | 40.6 | 34.6 | 40.9 | 393 |
| . | 34.5 | 34.1 | 34.5 | 39.7 | / | (33.7) | 39.1 | 34.7 | 39.8 | 394 |
| . | 33.5 | 34.0 | 33.4 | 40.2 | 41.8 | 35.8 | 39.5 | 34.2 | 40.9 | 395 |
| . | 35.7 | 35.3 | 36.5 | (39.7) | 41.5 | 37.9 | 41.8 | 35.2 | 41.6 | 396 |
| FAHRZEUGEN UND KRAFTFAHRZEUGMOTOREN | | | | | | | | | | |
| . | 34.1 | 30.2 | . | 39.6 | / | / | 40.0 | 34.6 | 40.4 | 397 |
| . | 35.3 | 31.7 | . | 39.7 | / | / | 40.0 | 35.3 | 39.9 | 398 |
| . | 32.0 | 29.8 | . | 39.2 | / | / | 40.0 | 33.8 | 41.0 | 399 |
| . | 34.5 | 30.3 | . | / | / | / | / | 29.4 | 41.6 | 400 |
| . | 34.2 | 30.1 | . | 39.7 | / | / | 40.1 | 34.6 | 40.4 | 401 |
| . | 35.3 | 31.7 | . | 39.7 | / | / | 40.0 | 35.3 | 40.0 | 402 |
| . | 32.0 | 29.7 | . | 39.3 | / | / | 40.1 | 33.7 | 41.1 | 403 |
| . | 33.9 | 29.8 | . | / | / | / | / | 29.0 | 41.6 | 404 |
| . | 32.9 | 32.3 | . | 39.1 | / | / | (39.5) | 33.9 | 40.4 | 405 |
| . | 34.7 | / | . | 39.1 | / | / | (39.7) | 34.3 | 39.4 | 406 |
| . | 31.6 | 33.2 | . | 39.1 | / | / | (39.2) | 34.3 | 40.6 | 407 |
| . | 35.3 | 32.0 | . | / | / | / | / | 30.2 | 41.8 | 408 |
| BAU | | | | | | | | | | |
| 39.7 | 36.1 | 35.2 | / | . | 44.5 | 39.1 | / | 40.1 | 41.5 | 409 |
| 39.6 | 35.8 | 35.4 | / | . | 44.6 | 39.1 | / | 40.2 | 41.5 | 410 |
| 39.9 | 37.4 | (34.0) | / | . | / | 38.7 | / | 38.8 | 41.0 | 411 |
| (37.9) | / | / | / | . | / | 32.1 | / | 36.3 | 40.2 | 412 |
| 39.7 | 36.1 | 35.2 | / | . | 44.5 | 39.1 | / | 40.1 | 41.5 | 413 |
| 39.6 | 35.8 | 35.4 | / | . | 44.6 | 39.1 | / | 40.2 | 41.6 | 414 |
| 39.9 | 37.4 | (34.0) | / | . | / | 38.9 | / | 38.9 | 41.2 | 415 |
| / | / | / | / | . | / | 31.3 | / | 36.1 | 40.4 | 416 |
| / | / | / | / | . | / | (37.3) | / | 38.6 | 40.5 | 417 |
| / | / | / | / | . | / | (37.6) | / | 39.3 | 40.6 | 418 |
| / | / | / | / | . | / | / | / | (37.6) | 40.4 | 419 |
| / | / | / | / | . | / | / | / | (37.0) | (39.9) | 420 |
| FAHRZEUGBAU | | | | | | | | | | |
| 30.9 | 33.8 | 35.8 | / | / | / | . | / | 35.0 | / | 421 |
| 31.0 | 33.2 | 35.6 | / | / | / | . | / | 35.0 | / | 422 |
| 30.3 | (40.2) | 37.8 | / | / | / | . | / | 35.1 | / | 423 |
| (30.0) | / | / | / | / | / | . | / | 34.9 | / | 424 |
| 30.9 | 33.8 | 35.6 | / | / | / | . | / | 35.0 | / | 425 |
| 31.0 | 33.3 | 35.6 | / | / | / | . | / | 35.0 | / | 426 |
| 30.0 | (41.9) | 37.2 | / | / | / | . | / | 34.6 | / | 427 |
| / | / | / | / | / | / | . | / | 36.6 | / | 428 |
| 31.4 | / | 37.7 | / | / | / | . | / | 35.5 | / | 429 |
| 31.4 | / | (36.9) | / | / | / | . | / | 35.2 | / | 430 |
| 31.8 | / | 38.1 | / | / | / | . | / | 35.8 | / | 431 |
| (30.0) | / | / | / | / | / | . | / | 34.6 | / | 432 |

3 ANZAHL DER DURCHSCHNITTlich BEZAHLTEN WOCHENSTUNDEN DER
OKTOBER

| LAUFENDE NUMMER | GESCHLECHT LEISTUNGS- GRUPPE | BADEN- WÜRTTEMBERG | BAYERN | BERLIN | | | BRANDEN- BURG | BREMEN | HAMBURG | HESSEN | MECKLEN- BURG- VORPOMMERN |
|---------------------------------------|------------------------------------|-----------------------|--------|-----------|--------|--------|------------------|--------|---------|--------|---------------------------------|
| | | | | INSGESAMT | (WEST) | (OST) | | | | | |
| ELEKTROTECHNIK; REPARATUR VON ELEK | | | | | | | | | | | |
| 433 | ZUSAMMEN | 36.5 | 36.3 | - | 36.1 | 40.9 | 40.5 | 37.1 | 37.5 | 36.8 | 41.3 |
| 434 | 1 | 37.0 | 37.1 | - | 36.7 | 41.0 | 40.6 | 36.8 | 37.9 | 37.2 | 41.5 |
| 435 | 2 | 36.3 | 35.4 | - | 36.2 | 40.8 | 40.3 | 38.5 | 36.6 | 36.5 | 40.8 |
| 436 | 3 | 35.9 | 36.7 | - | 34.9 | 40.6 | 40.3 | 36.5 | 36.7 | 36.6 | 40.6 |
| 437 | MAENNLICH | 36.9 | 36.9 | - | 36.7 | 41.0 | 40.7 | 37.2 | 37.7 | 37.1 | 41.5 |
| 438 | 1 | 37.1 | 37.2 | - | 36.8 | 41.1 | 40.6 | 36.8 | 37.9 | 37.2 | 41.6 |
| 439 | 2 | 36.4 | 36.4 | - | 36.5 | 40.7 | 40.7 | 39.6 | 36.6 | 36.6 | 41.5 |
| 440 | 3 | 36.3 | 36.8 | - | 36.0 | 40.9 | 40.8 | (37.1) | 37.5 | 37.8 | (40.8) |
| 441 | WEIBLICH | 36.0 | 35.3 | - | 35.0 | 40.7 | 40.0 | 36.6 | 36.7 | 36.2 | 39.3 |
| 442 | 1 | 36.3 | 35.8 | - | 35.7 | 40.4 | 39.9 | 37.4 | 37.5 | 36.4 | 40.0 |
| 443 | 2 | 36.2 | 34.8 | - | 35.6 | 41.0 | 40.0 | 36.7 | 36.6 | 36.4 | 38.9 |
| 444 | 3 | 35.9 | 36.7 | - | 34.6 | 40.5 | 40.1 | 36.4 | 36.4 | 36.1 | / |
| FEINMECHANIK, OPTIK, | | | | | | | | | | | |
| 445 | ZUSAMMEN | 36.8 | 35.8 | - | 35.0 | . | 41.3 | 37.3 | 37.3 | 36.7 | / |
| 446 | 1 | 37.1 | 35.7 | - | 34.3 | . | 41.9 | 36.9 | 36.2 | 36.5 | / |
| 447 | 2 | 37.2 | 35.9 | - | 35.3 | . | 41.1 | 38.1 | 38.5 | 36.9 | / |
| 448 | 3 | 36.0 | 36.0 | - | 35.9 | . | 40.7 | (39.0) | 37.7 | 36.6 | / |
| 449 | MAENNLICH | 37.1 | 35.8 | - | 34.8 | . | 42.2 | 37.0 | 37.4 | 36.7 | / |
| 450 | 1 | 37.1 | 35.8 | - | 34.3 | . | 42.3 | 36.7 | 36.5 | 36.5 | / |
| 451 | 2 | 37.3 | 35.8 | - | 35.8 | . | 42.4 | (38.8) | 39.0 | 37.1 | / |
| 452 | 3 | 36.4 | 36.2 | - | 35.3 | . | (41.0) | / | 38.0 | 36.8 | / |
| 453 | WEIBLICH | 36.5 | 35.8 | - | 35.3 | . | 40.4 | 38.2 | 37.1 | 36.6 | / |
| 454 | 1 | 37.2 | 35.4 | - | (34.1) | . | (40.1) | (38.1) | 34.9 | 36.6 | / |
| 455 | 2 | 37.1 | 35.9 | - | 34.7 | . | 40.4 | (37.7) | 37.9 | 36.7 | / |
| 456 | 3 | 35.9 | 36.0 | - | 36.0 | . | (40.2) | (39.6) | (37.4) | 36.6 | / |
| HERSTELLUNG VON EBM-WAREN, STAHLVER | | | | | | | | | | | |
| 457 | ZUSAMMEN | 36.8 | 37.1 | - | 36.8 | 41.4 | 40.5 | 34.2 | 38.2 | 37.2 | 42.1 |
| 458 | 1 | 36.6 | 37.1 | - | 36.9 | 41.6 | 40.2 | 36.4 | 38.5 | 36.9 | 42.1 |
| 459 | 2 | 37.0 | 36.9 | - | 36.8 | 41.1 | 41.2 | 32.6 | 38.7 | 37.0 | 42.3 |
| 460 | 3 | 36.7 | 37.4 | - | 36.5 | (40.7) | 40.6 | 36.5 | 36.5 | 38.2 | (40.0) |
| 461 | MAENNLICH | 36.9 | 37.4 | - | 37.0 | 41.6 | 40.5 | 34.6 | 38.7 | 37.5 | 41.9 |
| 462 | 1 | 36.6 | 37.2 | - | 37.0 | 41.7 | 40.2 | 36.4 | 38.5 | 37.0 | 42.0 |
| 463 | 2 | 37.0 | 37.4 | - | 36.8 | 41.4 | 41.2 | 33.3 | 39.4 | 37.4 | 41.7 |
| 464 | 3 | 37.3 | 38.2 | - | 37.5 | (41.1) | (42.2) | (41.4) | 37.3 | 40.3 | / |
| 465 | WEIBLICH | 36.5 | 36.0 | - | 36.4 | 40.3 | 40.5 | 33.1 | 35.9 | 35.6 | 43.1 |
| 466 | 1 | 37.4 | 32.9 | - | 35.0 | (40.9) | 39.8 | (36.3) | / | 34.2 | / |
| 467 | 2 | 37.0 | 35.8 | - | 36.9 | 40.1 | 41.2 | 29.7 | 35.4 | 35.0 | 44.1 |
| 468 | 3 | 36.2 | 36.6 | - | 36.0 | / | 39.9 | 36.1 | 35.9 | 36.2 | (40.0) |
| HERSTELLUNG VON BUEROMASCHINEN, DATEN | | | | | | | | | | | |
| 469 | ZUSAMMEN | 37.3 | 36.3 | - | 36.7 | . | . | . | . | 37.2 | / |
| 470 | 1 | 37.3 | 36.2 | - | 36.4 | . | . | . | . | 37.3 | / |
| 471 | 2 | 38.3 | 36.4 | - | 37.0 | . | . | . | . | 37.5 | / |
| 472 | 3 | 36.4 | 36.9 | - | 36.5 | . | . | . | . | 36.7 | / |
| 473 | MAENNLICH | 37.6 | 36.3 | - | 36.8 | . | . | . | . | 37.3 | / |
| 474 | 1 | 37.4 | 36.2 | - | 36.5 | . | . | . | . | 37.3 | / |
| 475 | 2 | 38.3 | 36.5 | - | 37.6 | . | . | . | . | 37.4 | / |
| 476 | 3 | 38.5 | 38.0 | - | (36.3) | . | . | . | . | (37.3) | / |
| 477 | WEIBLICH | 36.9 | 36.4 | - | 36.4 | . | . | . | . | 37.0 | / |
| 478 | 1 | 37.0 | 36.4 | - | 36.0 | . | . | . | . | (37.6) | / |
| 479 | 2 | 38.3 | 36.3 | - | 36.5 | . | . | . | . | 37.6 | / |
| 480 | 3 | 35.9 | 36.7 | - | (36.6) | . | . | . | . | 36.6 | / |
| VERBRAUCHSGUE | | | | | | | | | | | |
| 481 | ZUSAMMEN | 38.3 | 38.2 | - | 38.3 | 40.3 | 41.2 | 40.2 | 38.2 | 38.5 | 41.1 |
| 482 | 1 | 38.6 | 39.0 | - | 38.4 | 40.5 | 41.8 | 39.7 | 38.3 | 38.7 | 41.1 |
| 483 | 2 | 38.3 | 38.1 | - | 38.2 | 39.9 | 40.7 | 40.4 | 38.3 | 38.3 | 41.1 |
| 484 | 3 | 37.8 | 37.4 | - | 38.2 | 40.5 | 41.1 | 40.7 | 37.4 | 38.5 | 41.3 |
| 485 | MAENNLICH | 38.8 | 39.1 | - | 38.5 | 40.8 | 41.8 | 40.7 | 38.7 | 38.9 | 41.5 |
| 486 | 1 | 38.8 | 39.2 | - | 38.5 | 40.7 | 42.2 | 39.8 | 38.4 | 38.8 | 41.4 |
| 487 | 2 | 38.9 | 39.1 | - | 38.4 | 41.2 | 41.3 | 41.6 | 39.4 | 39.0 | 41.5 |
| 488 | 3 | 38.3 | 38.9 | - | 38.9 | 40.6 | 41.3 | 41.3 | 38.7 | 39.5 | 42.3 |
| 489 | WEIBLICH | 37.5 | 36.9 | - | 37.6 | 39.4 | 40.3 | 39.1 | 37.2 | 37.4 | 40.3 |
| 490 | 1 | 37.4 | 37.2 | - | 38.0 | 39.7 | 40.5 | 38.5 | 37.8 | 37.9 | 39.9 |
| 491 | 2 | 37.5 | 37.0 | - | 37.6 | 39.1 | 40.1 | 38.5 | 37.2 | 37.0 | 40.4 |
| 492 | 3 | 37.4 | 36.6 | - | 37.4 | 40.3 | 40.9 | 40.2 | 36.8 | 37.8 | 40.3 |
| FEIN | | | | | | | | | | | |
| 493 | ZUSAMMEN | 39.4 | 36.0 | - | . | / | . | . | . | 39.6 | . |
| 494 | 1 | 39.8 | 37.0 | - | . | / | . | . | . | 40.1 | . |
| 495 | 2 | 39.1 | 36.8 | - | . | / | . | . | . | 39.6 | . |
| 496 | 3 | 39.5 | 35.2 | - | . | / | . | . | . | 39.5 | . |
| 497 | MAENNLICH | 40.1 | 37.2 | - | . | / | . | . | . | 40.1 | . |
| 498 | 1 | 39.9 | 37.1 | - | . | / | . | . | . | 40.4 | . |
| 499 | 2 | 39.5 | 37.6 | - | . | / | . | . | . | 40.2 | . |
| 500 | 3 | 43.7 | 36.4 | - | . | / | . | . | . | / | . |
| 501 | WEIBLICH | 38.3 | 34.9 | - | . | / | . | . | . | 39.2 | . |
| 502 | 1 | (38.2) | 35.3 | - | . | / | . | . | . | / | . |
| 503 | 2 | 37.6 | 34.7 | - | . | / | . | . | . | 38.5 | . |
| 504 | 3 | 38.5 | 34.9 | - | . | / | . | . | . | 39.7 | . |

ARBEITER NACH WIRTSCHAFTSZWEIG, GESCHLECHT UND LEISTUNGSGRUPPE
1993

| NIEDER- SACHSEN | NORDRHEIN- WESTFALEN | RHEINLAND- PFA LZ | SAARLAND | SACHSEN | SACHSEN- ANHALT | SCHLESWIG- HOLSTEIN | THUE- RINGEN | FRUEHERES BUNDES- GEBIET | NEUE LAENDER U. BERLIN-OST | LAUFENDE NUMMER |
|--|-------------------------|----------------------|----------|---------|--------------------|------------------------|-----------------|--------------------------------|----------------------------------|--------------------|
| TRISCHEN GERAETEN FUER DEN HAUSHALT | | | | | | | | | | |
| 37.2 | 37.5 | 36.9 | 34.2 | 41.0 | 41.2 | 36.8 | 40.4 | 36.7 | 40.9 | 433 |
| 37.8 | 37.9 | 37.3 | 36.8 | 41.3 | 41.6 | 37.2 | 40.7 | 37.3 | 41.2 | 434 |
| 36.9 | 37.5 | 37.2 | 34.5 | 40.7 | 40.4 | 36.5 | 40.3 | 36.2 | 40.6 | 435 |
| 36.2 | 36.9 | 36.0 | 30.3 | 40.2 | 40.9 | 36.4 | 40.3 | 36.3 | 40.3 | 436 |
| 37.6 | 37.9 | 37.2 | 36.0 | 41.2 | 41.4 | 37.0 | 40.6 | 37.2 | 41.1 | 437 |
| 37.8 | 38.0 | 37.3 | 37.0 | 41.4 | 41.6 | 37.2 | 40.7 | 37.3 | 41.3 | 438 |
| 37.3 | 37.8 | 36.8 | 34.2 | 41.0 | 40.5 | 36.7 | 40.4 | 36.8 | 40.8 | 439 |
| 37.2 | 38.0 | 36.4 | 35.6 | 40.4 | 42.0 | 37.0 | 40.5 | 37.2 | 40.5 | 440 |
| 36.3 | 36.6 | 36.5 | 30.9 | 40.2 | 40.1 | 36.4 | 40.2 | 35.9 | 40.2 | 441 |
| 36.6 | 36.9 | 36.4 | 29.9 | 40.1 | 40.4 | 37.3 | 40.3 | 36.3 | 40.2 | 442 |
| 36.4 | 36.7 | 37.7 | 36.0 | 40.3 | 40.0 | 36.2 | 40.2 | 35.6 | 40.2 | 443 |
| 36.1 | 36.5 | 36.0 | 29.9 | 40.0 | 39.9 | 36.3 | 40.3 | 36.0 | 40.2 | 444 |
| HERSTELLUNG VON UHREN USW. | | | | | | | | | | |
| 36.9 | 36.7 | 35.8 | 39.1 | 40.2 | 40.8 | 37.1 | 40.3 | 36.6 | 40.4 | 445 |
| 37.1 | 36.0 | 35.8 | 41.5 | 40.4 | 41.3 | 36.8 | 39.9 | 36.6 | 40.2 | 446 |
| 37.1 | 37.3 | 34.8 | (39.7) | 39.8 | 40.6 | 37.4 | 41.1 | 36.8 | 40.8 | 447 |
| 35.2 | 37.0 | 36.2 | 37.9 | 39.8 | / | 37.4 | 42.6 | 36.3 | 40.8 | 448 |
| 37.1 | 36.5 | 35.9 | 41.0 | 40.2 | 41.5 | 37.0 | 40.2 | 36.7 | 40.4 | 449 |
| 37.1 | 35.7 | 35.9 | 41.5 | 40.4 | 41.5 | 36.8 | 40.1 | 36.6 | 40.3 | 450 |
| 37.5 | 37.7 | 34.9 | (41.7) | 39.9 | 41.7 | 37.7 | 41.0 | 37.1 | 40.9 | 451 |
| (28.2) | 37.2 | 37.2 | (39.9) | (40.2) | / | 40.1 | (41.0) | 36.6 | 40.7 | 452 |
| 36.6 | 37.1 | 35.7 | 37.5 | 40.0 | 39.9 | 37.1 | 40.6 | 36.4 | 40.4 | 453 |
| 37.1 | 38.9 | (34.6) | / | 40.7 | / | 37.0 | 39.1 | 36.7 | 39.7 | 454 |
| 36.9 | 36.9 | 34.7 | (38.5) | 39.6 | 39.9 | 37.1 | 41.2 | 36.6 | 40.7 | 455 |
| 35.9 | 36.9 | 35.9 | 37.3 | 39.7 | / | 37.2 | 43.1 | 36.2 | 40.8 | 456 |
| FORMUNG, OBERFLAECHEVEREDLUNG, HAERTUNG | | | | | | | | | | |
| 37.7 | 38.1 | 37.7 | 37.6 | 41.6 | 41.9 | 37.0 | 41.6 | 37.5 | 41.5 | 457 |
| 37.9 | 38.3 | 37.8 | 38.0 | 41.7 | 42.2 | 36.4 | 41.7 | 37.6 | 41.6 | 458 |
| 37.4 | 38.8 | 37.7 | 37.5 | 41.5 | 41.5 | 37.3 | 40.9 | 37.8 | 41.4 | 459 |
| 37.3 | 37.3 | 37.7 | 36.7 | 42.1 | 42.5 | 37.6 | 42.9 | 37.2 | 42.3 | 460 |
| 37.8 | 38.5 | 38.0 | 37.7 | 41.7 | 42.1 | 37.1 | 41.5 | 37.8 | 41.6 | 461 |
| 37.9 | 38.4 | 37.8 | 38.0 | 41.8 | 42.2 | 36.4 | 41.7 | 37.6 | 41.6 | 462 |
| 37.6 | 38.9 | 37.8 | 37.7 | 41.7 | 41.7 | 37.5 | 41.1 | 38.0 | 41.5 | 463 |
| 37.7 | 38.2 | 38.8 | 35.5 | 42.4 | 43.0 | 38.7 | 41.5 | 38.1 | 42.3 | 464 |
| 36.8 | 36.5 | 36.8 | 37.6 | 40.5 | 40.8 | 36.5 | 41.8 | 36.4 | 41.0 | 465 |
| 35.9 | 37.4 | 35.5 | 36.6 | 39.9 | 40.4 | 34.5 | (39.7) | 35.9 | 40.1 | 466 |
| 36.6 | 37.1 | 37.1 | 36.6 | 40.4 | 41.0 | 36.6 | 40.4 | 36.4 | 40.7 | 467 |
| 37.0 | 36.4 | 36.7 | 39.1 | 41.3 | (40.7) | 36.5 | 43.3 | 36.4 | 42.2 | 468 |
| VERARBEITUNGSGERAETEN UND -EINRICHTUNGEN | | | | | | | | | | |
| . | 37.2 | 35.3 | . | 40.2 | / | 33.2 | 39.0 | 36.7 | 39.7 | 469 |
| . | 37.5 | 34.6 | . | 40.5 | / | (28.5) | 39.8 | 36.6 | 40.2 | 470 |
| . | 37.4 | 36.0 | . | 40.0 | / | (36.5) | 38.5 | 37.1 | 39.6 | 471 |
| . | 36.6 | 36.0 | . | / | / | 35.2 | 39.2 | 36.5 | 39.5 | 472 |
| . | 37.6 | 35.0 | . | 40.2 | / | 29.7 | 39.5 | 36.8 | 39.9 | 473 |
| . | 37.5 | 34.2 | . | 40.4 | / | (27.5) | 39.9 | 36.6 | 40.1 | 474 |
| . | 38.1 | 35.9 | . | 40.0 | / | / | 39.2 | 37.4 | 39.7 | 475 |
| . | 37.3 | 36.2 | . | / | / | / | (39.0) | 37.2 | 39.5 | 476 |
| . | 36.4 | 36.0 | . | 40.2 | / | 35.8 | 38.1 | 36.5 | 39.5 | 477 |
| . | (37.2) | 36.2 | . | (41.1) | / | / | / | 36.6 | (40.7) | 478 |
| . | 36.6 | 36.1 | . | 40.1 | / | (38.0) | 37.1 | 36.8 | 39.3 | 479 |
| . | 36.2 | 35.7 | . | / | / | (35.1) | 39.3 | 36.2 | 39.5 | 480 |
| TERINDUSTRIE | | | | | | | | | | |
| 38.3 | 39.1 | 39.3 | 38.4 | 41.1 | 41.6 | 38.9 | 41.6 | 38.6 | 41.3 | 481 |
| 38.7 | 39.5 | 39.6 | 39.5 | 41.3 | 42.0 | 39.1 | 42.0 | 39.0 | 41.6 | 482 |
| 38.1 | 38.9 | 38.9 | 38.6 | 40.9 | 41.7 | 38.6 | 41.5 | 38.5 | 41.1 | 483 |
| 37.9 | 39.0 | 39.4 | 37.4 | 40.6 | 40.4 | 38.8 | 40.7 | 38.2 | 40.7 | 484 |
| 39.1 | 39.6 | 40.1 | 39.6 | 41.7 | 42.3 | 39.1 | 41.9 | 39.2 | 41.8 | 485 |
| 39.0 | 39.7 | 39.9 | 40.0 | 41.9 | 42.4 | 39.3 | 42.0 | 39.2 | 41.9 | 486 |
| 39.1 | 39.5 | 40.0 | 39.7 | 41.6 | 42.5 | 39.1 | 42.0 | 39.2 | 41.8 | 487 |
| 39.2 | 39.9 | 40.8 | 38.9 | 41.1 | 41.4 | 39.0 | 41.3 | 39.3 | 41.2 | 488 |
| 36.5 | 37.9 | 37.5 | 36.4 | 40.3 | 40.3 | 38.0 | 41.1 | 37.3 | 40.5 | 489 |
| 36.8 | 37.7 | 37.9 | 36.1 | 40.0 | 40.6 | 37.8 | 42.0 | 37.5 | 40.6 | 490 |
| 36.3 | 37.6 | 36.8 | 36.9 | 40.4 | 40.3 | 37.7 | 40.8 | 37.2 | 40.4 | 491 |
| 36.6 | 38.2 | 38.0 | 36.2 | 40.4 | 39.8 | 38.4 | 40.4 | 37.4 | 40.3 | 492 |
| KERAMIK | | | | | | | | | | |
| . | 40.6 | 40.8 | . | 39.7 | 41.5 | 39.3 | 40.0 | 37.6 | 40.3 | 493 |
| . | 41.0 | 38.3 | . | 40.7 | 43.4 | 39.7 | 39.6 | 38.0 | 40.3 | 494 |
| . | 40.6 | 42.0 | . | 39.5 | 41.2 | 39.5 | 40.3 | 38.6 | 40.4 | 495 |
| . | 40.5 | 41.1 | . | 39.2 | 41.4 | 38.5 | 39.7 | 36.6 | 39.8 | 496 |
| . | 40.8 | 41.7 | . | 40.0 | 41.4 | 39.6 | 40.0 | 38.9 | 40.4 | 497 |
| . | 41.1 | 38.5 | . | 41.0 | 43.5 | 40.0 | 39.9 | 38.2 | 40.6 | 498 |
| . | 40.7 | 42.4 | . | 39.7 | 41.1 | 39.6 | 40.1 | 39.2 | 40.4 | 499 |
| . | 40.8 | 43.7 | . | 39.5 | 40.4 | 38.9 | (39.0) | 39.2 | 39.7 | 500 |
| . | 39.4 | 38.9 | . | 39.2 | 41.9 | 38.1 | 40.0 | 35.7 | 40.0 | 501 |
| . | (40.2) | 35.2 | . | 40.0 | / | (38.1) | 39.2 | 36.4 | 39.5 | 502 |
| . | 39.6 | 40.9 | . | 39.1 | (41.8) | 37.9 | 40.6 | 36.2 | 40.4 | 503 |
| . | 39.1 | 38.5 | . | 39.0 | 42.0 | 38.2 | 39.8 | 35.6 | 39.8 | 504 |

3 ANZAHL DER DURCHSCHNITTLICH BEZAHLTEN WOCHENSTUNDEN DER
OKTOBER

| LAUF- FENDE NUMMER | GESCHLECHT LEISTUNGS- GRUPPE | BADEN- WÜRTTEM- BERG | BAYERN | BERLIN | | | BRANDEN- BURG | BREMEN | HAMBURG | HESSEN | MECKLEN- BURG- VORPOMMERN |
|------------------------------------|------------------------------------|----------------------------|--------|-----------|--------|--------|------------------|--------|---------|--------|---------------------------------|
| | | | | INSGESAMT | (WEST) | (OST) | | | | | |
| HERSTELLUNG UND | | | | | | | | | | | |
| 505 | ZUSAMMEN | 39.3 | 39.2 | - | 37.6 | . | 41.2 | . | . | 39.9 | / |
| 506 | 1 | 39.3 | 39.5 | - | 37.2 | . | 40.9 | . | . | 39.3 | / |
| 507 | 2 | 39.6 | 40.1 | - | 37.5 | . | 41.8 | . | . | 41.2 | / |
| 508 | 3 | 38.9 | 37.8 | - | 38.2 | . | 41.1 | . | . | 38.8 | / |
| 509 | MAENNLICH | 39.8 | 39.7 | - | 37.6 | . | 41.2 | . | . | 40.3 | / |
| 510 | 1 | 39.4 | 39.5 | - | 37.0 | . | 40.9 | . | . | 39.3 | / |
| 511 | 2 | 39.9 | 40.4 | - | 37.5 | . | 41.8 | . | . | 42.0 | / |
| 512 | 3 | 40.9 | 38.6 | - | 38.8 | . | 41.3 | . | . | 39.3 | / |
| 513 | WEIBLICH | 37.8 | 37.1 | - | 37.9 | . | 41.1 | . | . | 38.7 | / |
| 514 | 1 | 37.7 | 36.4 | - | (39.4) | . | (40.0) | . | . | (38.1) | / |
| 515 | 2 | 38.6 | 37.7 | - | (38.2) | . | 41.9 | . | . | 39.2 | / |
| 516 | 3 | 37.4 | 36.9 | - | 37.5 | . | 41.0 | . | . | 38.3 | / |
| HOLZVERARBEITUNG; REPARATUR VON | | | | | | | | | | | |
| 517 | ZUSAMMEN | 38.2 | 39.2 | - | 39.7 | 41.6 | 41.9 | 37.5 | . | 38.2 | 41.7 |
| 518 | 1 | 38.3 | 39.8 | - | 38.9 | 41.9 | 42.9 | 36.4 | . | 37.9 | 41.7 |
| 519 | 2 | 38.5 | 39.0 | - | 40.7 | 40.5 | 41.2 | 39.5 | . | 39.1 | 41.5 |
| 520 | 3 | 37.7 | 38.7 | - | 39.4 | (40.5) | 40.9 | / | . | 37.3 | 41.9 |
| 521 | MAENNLICH | 38.4 | 39.9 | - | 39.9 | 41.7 | 42.3 | 38.2 | . | 38.3 | 42.2 |
| 522 | 1 | 38.3 | 39.9 | - | 39.0 | 42.0 | 43.1 | 36.6 | . | 37.8 | 42.0 |
| 523 | 2 | 38.5 | 40.0 | - | 40.9 | 40.5 | 41.4 | 41.4 | . | 39.3 | 42.2 |
| 524 | 3 | 38.4 | 39.5 | - | 40.0 | / | 41.5 | / | . | 37.7 | 43.1 |
| 525 | WEIBLICH | 37.7 | 37.4 | - | (33.8) | (40.3) | 40.7 | 32.4 | . | 37.3 | 40.5 |
| 526 | 1 | 37.7 | 38.4 | - | / | (40.8) | 41.2 | (33.7) | . | 38.8 | 40.2 |
| 527 | 2 | 38.6 | 37.1 | - | / | (40.0) | 40.7 | (31.7) | . | 37.8 | 40.7 |
| 528 | 3 | 37.0 | 37.8 | - | / | (40.0) | 40.2 | / | . | 36.3 | 40.6 |
| HERSTELLUNG VON MUSIKINSTRUMENTEN, | | | | | | | | | | | |
| 529 | ZUSAMMEN | 37.1 | 38.4 | - | 37.3 | . | 39.9 | / | . | 39.5 | . |
| 530 | 1 | 37.4 | 38.4 | - | 37.7 | . | (40.0) | / | . | 39.0 | . |
| 531 | 2 | 37.2 | 38.0 | - | 38.0 | . | (39.8) | / | . | 40.7 | . |
| 532 | 3 | 36.6 | 39.5 | - | 36.2 | . | (39.9) | / | . | 38.5 | . |
| 533 | MAENNLICH | 37.4 | 38.7 | - | 37.8 | . | 40.0 | / | . | 40.5 | . |
| 534 | 1 | 37.4 | 38.3 | - | 37.6 | . | (40.0) | / | . | 39.0 | . |
| 535 | 2 | 37.5 | 38.7 | - | (38.0) | . | (39.9) | / | . | 43.0 | . |
| 536 | 3 | 36.9 | 40.0 | - | (37.8) | . | (40.0) | / | . | (40.8) | . |
| 537 | WEIBLICH | 36.9 | 38.1 | - | 36.1 | . | (39.7) | / | . | 38.5 | . |
| 538 | 1 | 37.4 | 39.2 | - | / | . | / | / | . | (38.7) | . |
| 539 | 2 | 36.9 | 37.4 | - | / | . | / | / | . | 38.7 | . |
| 540 | 3 | 36.5 | 39.2 | - | (35.7) | . | / | / | . | 38.2 | . |
| PAPIER- UND | | | | | | | | | | | |
| 541 | ZUSAMMEN | 38.6 | 39.1 | - | 37.9 | . | 41.0 | 37.4 | 39.4 | 38.7 | . |
| 542 | 1 | 39.7 | 39.5 | - | 38.6 | . | 41.4 | 37.5 | 42.1 | 38.6 | . |
| 543 | 2 | 38.4 | 39.1 | - | 38.1 | . | 40.8 | 37.1 | 39.1 | 38.8 | . |
| 544 | 3 | 37.8 | 38.4 | - | 36.3 | . | 39.9 | 37.9 | 37.3 | 38.6 | . |
| 545 | MAENNLICH | 39.3 | 39.7 | - | 38.2 | . | 41.3 | 37.6 | 40.3 | 39.1 | . |
| 546 | 1 | 39.7 | 39.7 | - | 38.7 | . | 41.3 | 37.5 | 42.4 | 38.8 | . |
| 547 | 2 | 39.0 | 39.6 | - | 38.1 | . | 41.6 | 37.2 | 39.8 | 39.4 | . |
| 548 | 3 | 38.5 | 39.9 | - | 36.6 | . | (39.9) | 37.9 | 37.8 | 38.6 | . |
| 549 | WEIBLICH | 37.3 | 37.6 | - | 37.3 | . | 40.3 | 37.0 | 37.0 | 37.5 | . |
| 550 | 1 | 38.0 | 37.3 | - | 37.7 | . | (42.2) | (36.8) | / | 34.8 | . |
| 551 | 2 | 37.3 | 38.0 | - | 37.9 | . | 40.1 | 37.0 | 37.0 | 37.4 | . |
| 552 | 3 | 37.4 | 37.4 | - | 36.2 | . | (39.9) | / | 36.8 | 38.5 | . |
| DRUCKEREI, | | | | | | | | | | | |
| 553 | ZUSAMMEN | 39.0 | 38.4 | - | 38.3 | 38.8 | 39.0 | 39.7 | 38.5 | 38.9 | 38.8 |
| 554 | 1 | 39.1 | 38.6 | - | 38.1 | 38.6 | 39.2 | 39.8 | 38.8 | 38.8 | 39.0 |
| 555 | 2 | 39.0 | 38.0 | - | 38.0 | 39.5 | 38.7 | 38.9 | 38.1 | 39.2 | 38.6 |
| 556 | 3 | 38.7 | 38.1 | - | 39.2 | 38.6 | (39.3) | (42.0) | 37.4 | 38.4 | (38.0) |
| 557 | MAENNLICH | 39.3 | 38.8 | - | 38.4 | 38.8 | 39.3 | 40.2 | 39.0 | 39.1 | 38.8 |
| 558 | 1 | 39.3 | 38.7 | - | 38.1 | 38.7 | 39.6 | 40.1 | 39.1 | 38.9 | 39.0 |
| 559 | 2 | 39.4 | 38.8 | - | 38.3 | 39.5 | (38.5) | 39.7 | 39.0 | 39.8 | 38.4 |
| 560 | 3 | 39.0 | 40.5 | - | 39.4 | 38.3 | (39.8) | / | (38.4) | 39.2 | / |
| 561 | WEIBLICH | 37.9 | 36.4 | - | 37.8 | 38.8 | (38.4) | 38.1 | 37.1 | 37.7 | 38.8 |
| 562 | 1 | 37.6 | 37.7 | - | 37.5 | 38.2 | (38.0) | 38.5 | 37.6 | 38.0 | 39.0 |
| 563 | 2 | 37.9 | 36.0 | - | 37.2 | (39.5) | (39.0) | 37.6 | 36.6 | 37.3 | 38.8 |
| 564 | 3 | 38.2 | 36.4 | - | 38.5 | (39.6) | / | (37.6) | 36.9 | 37.8 | (38.0) |
| HERSTELLUNG VON | | | | | | | | | | | |
| 565 | ZUSAMMEN | 37.9 | 38.8 | - | 38.3 | 42.3 | 41.9 | 39.6 | 40.1 | 39.0 | . |
| 566 | 1 | 37.7 | 39.8 | - | 38.9 | 43.1 | 42.5 | 41.1 | 41.5 | 39.7 | . |
| 567 | 2 | 38.2 | 38.7 | - | 37.6 | (41.9) | 41.0 | 39.1 | 40.0 | 38.2 | . |
| 568 | 3 | 37.7 | 37.6 | - | 39.0 | 42.1 | 42.6 | 39.5 | 39.1 | 39.5 | . |
| 569 | MAENNLICH | 38.0 | 39.3 | - | 38.4 | 43.2 | 41.9 | 40.2 | 40.6 | 39.3 | . |
| 570 | 1 | 37.8 | 40.0 | - | 38.9 | (43.8) | 42.5 | (40.6) | 41.5 | 39.7 | . |
| 571 | 2 | 38.4 | 38.8 | - | 37.5 | (42.1) | 41.0 | 39.1 | 40.3 | 38.3 | . |
| 572 | 3 | 37.5 | 38.6 | - | 39.3 | 43.2 | 41.8 | 40.9 | 39.8 | 41.4 | . |
| 573 | WEIBLICH | 37.7 | 37.5 | - | 38.0 | 40.6 | 41.8 | 37.8 | 38.6 | 38.0 | . |
| 574 | 1 | 37.2 | 35.4 | - | (37.3) | / | (40.4) | / | / | 38.6 | . |
| 575 | 2 | 37.7 | 38.5 | - | 37.8 | / | 41.2 | / | (38.1) | 37.9 | . |
| 576 | 3 | 37.8 | 36.7 | - | 38.3 | 40.7 | 43.1 | 37.1 | 38.7 | 38.0 | . |

ARBEITER NACH WIRTSCHAFTSZWEIG, GESCHLECHT UND LEISTUNGSGRUPPE
1993

| NIEDER- SACHSEN | NORDRHEIN- WESTFALEN | RHEINLAND- PFA LZ | SAARLAND | SACHSEN | SACHSEN- ANHALT | SCHLESWIG- HOLSTEIN | THUE- RINGEN | FRUEHERES BUNDES- GEBIET | NEUE LAENDER U. BERLIN-OST | LAUFENDE NUMMER |
|---|-------------------------|----------------------|----------|---------|--------------------|------------------------|-----------------|--------------------------------|----------------------------------|--------------------|
| VERARBEITUNG VON GLAS | | | | | | | | | | |
| 38.7 | 39.9 | 40.0 | 42.0 | 42.3 | . | 40.5 | 41.6 | 39.5 | 41.7 | 505 |
| 38.6 | 39.2 | 39.8 | 40.1 | 42.3 | . | 40.3 | 41.7 | 39.3 | 41.7 | 506 |
| 39.2 | 40.8 | 40.2 | 43.4 | 42.7 | . | 40.5 | 41.5 | 40.2 | 42.0 | 507 |
| 38.6 | 40.8 | 39.9 | (41.0) | 41.6 | . | 40.9 | 41.3 | 39.0 | 41.4 | 508 |
| 38.9 | 39.9 | 40.2 | 42.3 | 42.5 | . | 40.6 | 41.9 | 39.8 | 41.9 | 509 |
| 38.6 | 39.2 | 39.8 | 40.4 | 42.4 | . | 40.3 | 41.9 | 39.3 | 41.8 | 510 |
| 39.3 | 40.8 | 40.7 | 43.4 | 43.5 | . | 40.6 | 41.9 | 40.5 | 42.4 | 511 |
| 39.3 | 41.2 | 40.5 | (42.0) | 41.1 | . | 41.4 | 41.8 | 39.9 | 41.4 | 512 |
| 37.5 | 39.3 | 38.2 | (39.0) | 41.7 | . | 39.2 | 40.7 | 37.8 | 41.0 | 513 |
| (39.5) | 36.3 | (37.6) | / | 41.2 | . | / | 40.1 | 37.4 | 40.4 | 514 |
| 37.9 | 39.9 | 38.1 | / | 41.3 | . | (39.7) | 40.6 | 38.5 | 41.0 | 515 |
| 37.4 | 39.4 | 38.3 | / | 42.1 | . | 38.9 | 41.0 | 37.5 | 41.3 | 516 |
| GEBRAUCHSGUETERN AUS HOLZ U. AE. | | | | | | | | | | |
| 39.4 | 39.8 | 40.9 | 41.9 | 42.3 | 42.4 | 39.5 | 42.2 | 39.3 | 42.2 | 517 |
| 40.0 | 40.1 | 41.4 | 44.8 | 43.1 | 43.2 | 39.7 | 42.2 | 39.6 | 42.7 | 518 |
| 39.1 | 39.1 | 40.5 | 39.1 | 41.4 | 42.1 | 40.4 | 42.5 | 39.1 | 41.8 | 519 |
| 38.3 | 40.5 | 40.2 | (39.2) | 41.2 | 41.1 | 39.0 | 41.2 | 39.0 | 41.2 | 520 |
| 39.8 | 40.0 | 41.4 | 42.4 | 42.8 | 42.9 | 39.7 | 42.6 | 39.6 | 42.6 | 521 |
| 40.1 | 40.2 | 41.7 | 44.9 | 43.4 | 43.4 | 39.7 | 42.3 | 39.7 | 42.9 | 522 |
| 39.5 | 39.2 | 40.9 | 39.1 | 41.8 | 42.6 | 40.9 | 43.2 | 39.4 | 42.3 | 523 |
| 39.4 | 41.2 | 41.3 | / | 41.7 | 42.0 | 39.1 | 41.6 | 39.8 | 41.9 | 524 |
| 37.3 | 38.2 | 38.4 | 38.9 | 40.7 | 40.8 | 38.5 | 41.2 | 37.7 | 40.8 | 525 |
| 35.8 | 37.8 | 37.8 | / | 40.7 | 41.7 | / | 41.7 | 37.8 | 41.2 | 526 |
| 37.9 | 38.1 | 38.2 | / | 40.7 | 40.8 | 38.7 | 41.0 | 37.7 | 40.8 | 527 |
| 36.8 | 38.5 | 38.8 | (39.2) | 40.6 | 39.8 | 38.2 | 40.8 | 37.6 | 40.4 | 528 |
| SPIELWAREN, SPORTGERAETEN, SCHMUCK U. AE. | | | | | | | | | | |
| . | 37.1 | 38.1 | . | 41.0 | 39.7 | (37.0) | 41.4 | 37.6 | 41.1 | 529 |
| . | 37.7 | 38.7 | . | 41.5 | 41.0 | / | 41.4 | 37.6 | 41.4 | 530 |
| . | 37.8 | 38.4 | . | 40.6 | 38.9 | (37.0) | 41.7 | 37.8 | 41.0 | 531 |
| . | 34.3 | 36.3 | . | 41.5 | 38.2 | / | 40.5 | 37.4 | 40.2 | 532 |
| . | 37.7 | 38.7 | . | 41.4 | 41.6 | (37.0) | 41.7 | 37.9 | 41.4 | 533 |
| . | 37.8 | 38.7 | . | 41.5 | 41.8 | / | 41.9 | 37.6 | 41.5 | 534 |
| . | 37.7 | 38.7 | . | 41.2 | / | (37.0) | 41.6 | 38.3 | 41.4 | 535 |
| . | 37.3 | (38.2) | . | (41.8) | / | / | (41.6) | 38.2 | 40.8 | 536 |
| . | 36.0 | 37.0 | . | 40.5 | 38.7 | / | 41.2 | 37.3 | 40.7 | 537 |
| . | 36.9 | (38.4) | . | 41.4 | (40.0) | / | 41.0 | 37.6 | 41.0 | 538 |
| . | 38.1 | 37.7 | . | 40.1 | 38.0 | / | 41.7 | 37.4 | 40.8 | 539 |
| . | 31.8 | 35.9 | . | (41.3) | (38.3) | / | 40.3 | 37.1 | 40.0 | 540 |
| PAPPEVERARBEITUNG | | | | | | | | | | |
| 38.8 | 39.1 | 40.0 | 36.5 | 41.4 | 42.1 | 38.8 | 41.1 | 38.9 | 41.3 | 541 |
| 39.8 | 39.7 | 40.0 | 34.6 | 42.0 | 42.4 | 40.4 | 42.3 | 39.6 | 41.9 | 542 |
| 38.1 | 39.0 | 39.5 | 35.3 | 41.2 | 42.8 | 38.2 | 41.0 | 38.7 | 41.2 | 543 |
| 37.9 | 38.2 | 40.7 | 37.4 | (40.2) | 40.3 | 37.3 | 39.9 | 38.2 | 40.0 | 544 |
| 39.5 | 39.6 | 40.2 | 35.3 | 41.9 | 42.7 | 39.4 | 41.9 | 39.5 | 41.8 | 545 |
| 39.9 | 39.7 | 40.1 | 34.6 | 42.2 | 42.3 | 40.7 | 42.5 | 39.7 | 42.0 | 546 |
| 38.8 | 39.5 | 39.7 | 34.9 | 41.6 | 44.1 | 38.6 | 41.8 | 39.3 | 41.8 | 547 |
| 40.5 | 39.2 | 41.8 | (37.1) | / | (40.6) | 37.7 | 40.1 | 39.4 | 40.2 | 548 |
| 36.9 | 37.6 | 39.2 | 37.5 | 40.8 | 41.5 | 37.3 | 40.0 | 37.5 | 40.6 | 549 |
| 37.1 | 37.9 | 38.5 | / | 41.3 | (43.5) | (37.4) | 40.8 | 37.3 | 41.4 | 550 |
| 37.2 | 37.5 | 38.9 | / | 40.8 | 42.2 | 37.4 | 40.1 | 37.6 | 40.7 | 551 |
| 36.4 | 37.7 | 39.6 | 37.4 | (40.1) | 40.3 | 37.1 | 39.8 | 37.5 | 40.0 | 552 |
| VERVIELFAELTIGUNG | | | | | | | | | | |
| 38.9 | 39.2 | 39.9 | 38.8 | 40.0 | 40.7 | 38.9 | 41.2 | 38.9 | 40.1 | 553 |
| 38.8 | 39.3 | 40.1 | 38.8 | 40.2 | 40.7 | 39.0 | 41.4 | 39.0 | 40.2 | 554 |
| 39.0 | 39.3 | 39.3 | 39.0 | 39.5 | 40.9 | 38.8 | 40.9 | 38.8 | 39.9 | 555 |
| 39.4 | 38.6 | 40.0 | 38.4 | 40.4 | 40.3 | 38.7 | (39.5) | 38.7 | 40.0 | 556 |
| 39.2 | 39.4 | 40.3 | 38.9 | 40.3 | 40.9 | 39.0 | 41.6 | 39.2 | 40.2 | 557 |
| 38.9 | 39.3 | 40.3 | 38.9 | 40.4 | 40.8 | 39.1 | 42.0 | 39.1 | 40.3 | 558 |
| 39.4 | 39.5 | 39.7 | 39.0 | 40.0 | 41.3 | 38.9 | 40.9 | 39.3 | 40.2 | 559 |
| 41.0 | 39.4 | 41.5 | 38.3 | 40.4 | 40.2 | 38.7 | (39.8) | 39.7 | 39.8 | 560 |
| 37.9 | 38.4 | 38.5 | 38.7 | 39.5 | 40.5 | 38.5 | 40.6 | 37.7 | 39.8 | 561 |
| 38.1 | 38.7 | 38.6 | 38.7 | 39.7 | 40.5 | 37.7 | 40.4 | 38.0 | 39.9 | 562 |
| 38.1 | 38.8 | 38.4 | 38.8 | 38.9 | 40.4 | 38.7 | 41.0 | 37.5 | 39.6 | 563 |
| 37.5 | 37.8 | 38.6 | 38.6 | 40.4 | (40.5) | 38.7 | / | 37.7 | 40.2 | 564 |
| KUNSTSTOFFWAREN | | | | | | | | | | |
| 38.6 | 39.1 | 39.3 | 39.6 | 41.2 | 42.4 | 38.2 | 41.5 | 38.7 | 41.7 | 565 |
| 39.0 | 39.9 | 39.1 | 41.2 | 41.1 | 41.9 | 38.4 | 42.5 | 39.2 | 41.8 | 566 |
| 38.6 | 38.6 | 39.3 | 39.2 | 41.4 | 43.0 | 37.9 | 41.4 | 38.5 | 41.9 | 567 |
| 38.3 | 38.9 | 39.3 | 39.2 | 41.1 | 39.6 | 38.5 | 40.5 | 38.4 | 40.9 | 568 |
| 39.2 | 39.3 | 39.6 | 40.0 | 41.6 | 42.9 | 38.4 | 42.1 | 39.0 | 42.2 | 569 |
| 39.2 | 40.0 | 39.1 | 41.2 | 41.4 | 42.1 | 38.4 | 42.5 | 39.3 | 42.0 | 570 |
| 39.4 | 38.7 | 39.7 | 39.8 | 41.8 | 43.4 | 38.5 | 42.1 | 38.8 | 42.4 | 571 |
| 38.9 | 39.3 | 40.6 | 39.1 | 41.9 | (40.7) | 38.4 | 40.8 | 39.0 | 41.6 | 572 |
| 36.2 | 38.5 | 37.1 | 38.7 | 40.4 | 40.6 | 37.5 | 40.3 | 37.8 | 40.6 | 573 |
| 35.2 | 38.9 | 38.7 | / | 39.7 | 40.6 | 37.2 | (42.9) | 37.6 | 40.2 | 574 |
| 34.2 | 38.0 | 35.8 | 38.3 | 40.6 | 41.4 | 36.1 | 40.2 | 37.7 | 40.7 | 575 |
| 37.4 | 38.6 | 37.7 | 39.4 | 40.6 | 39.4 | 38.7 | 40.2 | 37.9 | 40.5 | 576 |

3 ANZAHL DER DURCHSCHNITTlich BEZAHLTEN WOCHENSTUNDEN DER
OKTOBER

| LAUF- FENDE NUMMER | GESCHLECHT LEISTUNGS- GRUPPE | BADEN- WÜRTTEM- BERG | BAYERN | BERLIN | | | BRANDEN- BURG | BREMEN | HAMBURG | HESSEN | MECKLEN- BURG- VORPOMMERN |
|---|------------------------------------|----------------------------|--------|-----------|--------|--------|------------------|--------|---------|--------|---------------------------------|
| | | | | INSGESAMT | (WEST) | (OST) | | | | | |
| LEDERER | | | | | | | | | | | |
| 577 | ZUSAMMEN | 40.7 | 41.4 | - | / | / | . | / | / | 39.5 | / |
| 578 | 1 | 41.7 | 42.4 | - | / | / | . | / | / | (39.2) | / |
| 579 | 2 | 41.2 | 41.0 | - | / | / | . | / | / | (39.7) | / |
| 580 | 3 | 39.2 | 41.1 | - | / | / | . | / | / | / | / |
| 581 | MAENNLICH | 41.2 | 41.8 | - | / | / | . | / | / | (39.6) | / |
| 582 | 1 | 41.9 | 42.5 | - | / | / | . | / | / | (39.2) | / |
| 583 | 2 | 41.8 | 41.3 | - | / | / | . | / | / | (40.1) | / |
| 584 | 3 | 39.4 | (41.8) | - | / | / | . | / | / | / | / |
| 585 | WEIBLICH | 39.6 | 40.3 | - | / | / | . | / | / | (39.2) | / |
| 586 | 1 | 40.4 | (40.3) | - | / | / | . | / | / | / | / |
| 587 | 2 | 40.2 | 38.9 | - | / | / | . | / | / | / | / |
| 588 | 3 | 38.9 | 40.9 | - | / | / | . | / | / | / | / |
| LEDERVERARBEITUNG (OHNE | | | | | | | | | | | |
| 589 | ZUSAMMEN | 39.7 | 36.3 | - | 40.6 | . | . | / | . | 38.9 | / |
| 590 | 1 | 40.4 | 37.6 | - | (40.6) | . | . | / | . | 39.1 | / |
| 591 | 2 | 39.8 | 35.9 | - | / | . | . | / | . | 38.4 | / |
| 592 | 3 | 39.1 | 36.3 | - | (40.7) | . | . | / | . | 39.0 | / |
| 593 | MAENNLICH | 40.2 | 38.2 | - | (40.9) | . | . | / | . | 39.3 | / |
| 594 | 1 | 40.9 | 38.3 | - | / | . | . | / | . | 39.4 | / |
| 595 | 2 | 40.1 | 38.4 | - | / | . | . | / | . | 38.7 | / |
| 596 | 3 | 39.6 | (36.5) | - | / | . | . | / | . | (39.4) | / |
| 597 | WEIBLICH | 39.5 | 35.6 | - | (40.4) | . | . | / | . | 38.6 | / |
| 598 | 1 | 39.1 | 37.1 | - | / | . | . | / | . | 38.7 | / |
| 599 | 2 | 39.7 | 34.9 | - | / | . | . | / | . | 38.3 | / |
| 600 | 3 | 38.9 | 36.3 | - | (40.7) | . | . | / | . | 38.9 | / |
| HERSTELLUNG VON SCHUHEN; REPARATUR VON SCHUHEN, | | | | | | | | | | | |
| 601 | ZUSAMMEN | 38.0 | 39.2 | - | . | 39.6 | . | / | . | 39.0 | . |
| 602 | 1 | 38.6 | 39.5 | - | . | 39.4 | . | / | . | 39.1 | . |
| 603 | 2 | 38.0 | 39.2 | - | . | (40.0) | . | / | . | 39.6 | . |
| 604 | 3 | 36.7 | 38.3 | - | . | / | . | / | . | 37.9 | . |
| 605 | MAENNLICH | 38.9 | 39.6 | - | . | (39.8) | . | / | . | 40.1 | . |
| 606 | 1 | 38.9 | 39.5 | - | . | (39.7) | . | / | . | 39.8 | . |
| 607 | 2 | 39.2 | 39.7 | - | . | / | . | / | . | 40.5 | . |
| 608 | 3 | (36.9) | 39.1 | - | . | / | . | / | . | (37.8) | . |
| 609 | WEIBLICH | 37.3 | 38.9 | - | . | 39.6 | . | / | . | 38.1 | . |
| 610 | 1 | 37.6 | 39.4 | - | . | (39.2) | . | / | . | 38.2 | . |
| 611 | 2 | 37.5 | 39.0 | - | . | (40.0) | . | / | . | 38.5 | . |
| 612 | 3 | 36.6 | 38.1 | - | . | / | . | / | . | 37.9 | . |
| TEXTIL | | | | | | | | | | | |
| 613 | ZUSAMMEN | 38.3 | 37.8 | - | 39.5 | . | . | 41.6 | . | 37.1 | . |
| 614 | 1 | 39.4 | 38.1 | - | 39.9 | . | . | 43.0 | . | 37.3 | . |
| 615 | 2 | 37.8 | 37.8 | - | 39.4 | . | . | 41.2 | . | 37.0 | . |
| 616 | 3 | 37.5 | 37.5 | - | 39.5 | . | . | 41.5 | . | 37.3 | . |
| 617 | MAENNLICH | 39.6 | 38.7 | - | 39.7 | . | . | 43.1 | . | 37.5 | . |
| 618 | 1 | 40.1 | 38.3 | - | 40.1 | . | . | 43.0 | . | 37.3 | . |
| 619 | 2 | 39.4 | 38.9 | - | 39.6 | . | . | 43.3 | . | 37.7 | . |
| 620 | 3 | 38.1 | 39.2 | - | 39.8 | . | . | 41.9 | . | 38.2 | . |
| 621 | WEIBLICH | 37.0 | 36.7 | - | 38.4 | . | . | 38.5 | . | 36.4 | . |
| 622 | 1 | 36.8 | 36.8 | - | 38.8 | . | . | / | . | 37.7 | . |
| 623 | 2 | 36.8 | 36.7 | - | 38.1 | . | . | 38.4 | . | 36.1 | . |
| 624 | 3 | 37.4 | 36.6 | - | 38.7 | . | . | (39.5) | . | 37.0 | . |
| DARUNTER: SPINNEREI, ZWIRNEREI, | | | | | | | | | | | |
| 625 | ZUSAMMEN | 37.4 | 37.9 | - | 38.3 | . | . | . | / | 36.9 | . |
| 626 | 1 | 38.0 | 38.6 | - | 39.6 | . | . | . | / | 36.6 | . |
| 627 | 2 | 37.3 | 38.0 | - | 37.9 | . | . | . | / | 37.5 | . |
| 628 | 3 | 37.1 | 36.6 | - | 39.3 | . | . | . | / | 35.4 | . |
| 629 | MAENNLICH | 38.3 | 38.7 | - | 38.4 | . | . | . | / | 37.3 | . |
| 630 | 1 | 38.1 | 38.7 | - | 39.7 | . | . | . | / | 36.6 | . |
| 631 | 2 | 38.5 | 38.9 | - | 38.0 | . | . | . | / | 38.6 | . |
| 632 | 3 | 36.9 | 38.1 | - | 39.5 | . | . | . | / | (39.5) | . |
| 633 | WEIBLICH | 36.6 | 36.7 | - | 37.4 | . | . | . | / | 34.5 | . |
| 634 | 1 | 37.6 | 37.5 | - | / | . | . | . | / | / | . |
| 635 | 2 | 36.4 | 36.9 | - | 37.0 | . | . | . | / | 34.4 | . |
| 636 | 3 | 37.2 | 35.1 | - | (38.6) | . | . | . | / | 34.3 | . |
| WEBEREI (OHNE WEBEREIEN DES | | | | | | | | | | | |
| 637 | ZUSAMMEN | 37.4 | 37.5 | - | 38.6 | / | / | / | . | 38.0 | / |
| 638 | 1 | 37.7 | 37.6 | - | 38.2 | / | / | / | . | 38.9 | / |
| 639 | 2 | 37.1 | 37.5 | - | 38.8 | / | / | / | . | 37.4 | / |
| 640 | 3 | 38.4 | 37.1 | - | (39.1) | / | / | / | . | 36.9 | / |
| 641 | MAENNLICH | 37.8 | 38.0 | - | 38.6 | / | / | / | . | 38.3 | / |
| 642 | 1 | 37.6 | 37.7 | - | 38.4 | / | / | / | . | 39.2 | / |
| 643 | 2 | 37.7 | 38.2 | - | 38.8 | / | / | / | . | 37.4 | / |
| 644 | 3 | 38.9 | 39.1 | - | (39.0) | / | / | / | . | 37.2 | / |
| 645 | WEIBLICH | 37.0 | 36.9 | - | (37.9) | / | / | / | . | 37.3 | / |
| 646 | 1 | 37.7 | 37.2 | - | (37.5) | / | / | / | . | 37.5 | / |
| 647 | 2 | 36.6 | 37.0 | - | / | / | / | / | . | 37.3 | / |
| 648 | 3 | 38.1 | 36.6 | - | / | / | / | / | . | 36.7 | / |

ARBEITER NACH WIRTSCHAFTSZWEIG, GESCHLECHT UND LEISTUNGSGRUPPE
1993

| NIEDER- SACHSEN | NORDRHEIN- WESTFALEN | RHEINLAND- PALZ | SAARLAND | SACHSEN | SACHSEN- ANHALT | SCHLESWIG- HOLSTEIN | THUR- RINGEN | FRÜHERES BUNDES- GEBIET | NEUE LÄNDER U. BERLIN-OST | LAUFENDE NUMMER |
|---|-------------------------|--------------------|----------|---------|--------------------|------------------------|-----------------|-------------------------------|---------------------------------|--------------------|
| ZEUGUNG | | | | | | | | | | |
| . | 41.2 | . | / | 40.5 | . | . | . | 40.6 | 40.4 | 577 |
| . | 42.1 | . | / | 40.7 | . | . | . | 41.8 | 40.8 | 578 |
| . | 40.4 | . | / | (40.0) | . | . | . | 40.8 | 40.2 | 579 |
| . | 41.2 | . | / | / | . | . | . | 38.7 | / | 580 |
| . | 41.5 | . | / | 40.4 | . | . | . | 41.1 | 40.7 | 581 |
| . | 42.3 | . | / | 40.5 | . | . | . | 41.9 | 40.8 | 582 |
| . | 40.5 | . | / | (40.0) | . | . | . | 41.1 | (40.6) | 583 |
| . | 41.5 | . | / | / | . | . | . | 39.0 | / | 584 |
| . | 39.8 | . | / | (41.0) | . | . | . | 39.1 | 39.8 | 585 |
| . | / | . | / | / | . | . | . | 39.9 | (40.5) | 586 |
| . | 39.9 | . | / | / | . | . | . | 39.8 | (39.6) | 587 |
| . | (40.4) | . | / | / | . | . | . | 38.5 | / | 588 |
| HERSTELLUNG VON SCHUHEN) | | | | | | | | | | |
| 33.1 | 35.8 | 37.2 | (37.2) | 40.8 | 39.5 | / | 42.2 | 37.3 | 41.0 | 589 |
| 35.3 | 34.0 | 37.6 | / | (41.2) | (40.6) | / | 42.9 | 37.9 | 42.5 | 590 |
| 32.1 | 36.1 | 37.0 | / | 40.7 | 40.0 | / | 41.0 | 37.2 | 40.3 | 591 |
| 31.8 | 36.3 | 37.1 | (36.9) | / | 38.6 | / | (40.2) | 36.9 | 39.4 | 592 |
| 33.6 | 38.2 | 37.2 | / | (41.7) | (40.5) | / | 41.5 | 38.4 | 41.3 | 593 |
| 34.8 | 37.2 | 37.5 | / | / | (40.9) | / | 41.5 | 38.4 | 41.4 | 594 |
| 33.7 | 38.0 | 38.3 | / | / | / | / | (41.6) | 38.5 | (41.3) | 595 |
| (29.6) | 39.7 | (24.7) | / | / | / | / | / | 37.7 | / | 596 |
| 32.7 | 34.9 | 37.3 | (36.3) | 40.5 | 39.3 | / | 42.4 | 36.8 | 40.9 | 597 |
| 36.2 | 30.6 | 37.8 | / | / | / | / | 43.4 | 37.0 | 43.1 | 598 |
| 31.0 | 35.2 | 36.7 | / | (40.5) | 40.0 | / | 40.6 | 36.7 | 40.1 | 599 |
| 32.3 | 35.5 | 37.6 | / | / | 38.5 | / | (40.1) | 36.8 | 39.3 | 600 |
| GEBRAUCHSGÜTERN AUS LEDER U.AE., SCHIRMEN | | | | | | | | | | |
| . | 38.6 | 37.2 | . | 40.7 | 39.5 | / | 40.4 | 38.0 | 40.2 | 601 |
| . | 38.4 | 38.0 | . | 41.5 | 40.3 | / | (40.4) | 38.5 | 40.7 | 602 |
| . | 38.5 | 36.8 | . | 39.9 | 38.7 | / | 40.3 | 37.9 | 39.7 | 603 |
| . | 38.9 | 36.5 | . | (39.8) | (40.1) | / | (40.9) | 37.4 | 40.0 | 604 |
| . | 38.8 | 37.9 | . | 41.4 | 40.5 | / | 40.8 | 38.7 | 40.8 | 605 |
| . | 38.7 | 37.8 | . | 41.7 | 40.5 | / | (40.4) | 38.7 | 41.0 | 606 |
| . | 38.7 | 38.1 | . | 40.9 | (40.4) | / | (40.9) | 38.9 | 40.7 | 607 |
| . | 39.0 | 37.2 | . | / | / | / | / | 38.0 | (40.3) | 608 |
| . | 38.5 | 36.8 | . | 40.1 | 38.8 | / | 40.1 | 37.6 | 39.7 | 609 |
| . | 38.0 | 38.1 | . | 41.2 | (39.7) | / | / | 38.2 | 40.4 | 610 |
| . | 38.4 | 36.1 | . | 39.3 | 38.4 | / | 40.0 | 37.4 | 39.2 | 611 |
| . | 38.9 | 36.3 | . | (39.7) | (40.0) | / | (40.9) | 37.2 | 40.0 | 612 |
| GEWERBE | | | | | | | | | | |
| 37.6 | 38.9 | 37.9 | . | 40.9 | (40.5) | 39.0 | 41.5 | 38.3 | 41.0 | 613 |
| 37.5 | 38.8 | 39.6 | . | 41.1 | (41.4) | 39.6 | 42.0 | 38.7 | 41.3 | 614 |
| 37.7 | 39.0 | 37.4 | . | 40.7 | / | 38.3 | 41.2 | 38.2 | 40.9 | 615 |
| 37.5 | 38.6 | 37.0 | . | 40.5 | / | 40.1 | 40.7 | 37.8 | 40.6 | 616 |
| 37.9 | 39.5 | 38.9 | . | 41.4 | (40.6) | 39.8 | 42.1 | 39.2 | 41.6 | 617 |
| 37.7 | 39.0 | 39.8 | . | 41.3 | (42.0) | 39.7 | 42.5 | 39.0 | 41.6 | 618 |
| 38.1 | 40.0 | 38.4 | . | 41.6 | / | 39.0 | 41.5 | 39.4 | 41.7 | 619 |
| 38.9 | 39.3 | 37.8 | . | 40.8 | / | 42.0 | (40.8) | 39.1 | 41.1 | 620 |
| 36.9 | 37.4 | 36.3 | . | 40.5 | / | 38.0 | 41.0 | 37.0 | 40.6 | 621 |
| 37.0 | 36.9 | 35.5 | . | 40.6 | / | (38.7) | 40.1 | 36.9 | 40.5 | 622 |
| 36.9 | 37.2 | 36.3 | . | 40.4 | / | 37.6 | 41.1 | 36.9 | 40.6 | 623 |
| 36.8 | 38.1 | 36.5 | . | 40.5 | / | 38.8 | 40.7 | 37.3 | 40.5 | 624 |
| HANDELSFERTIGE AUFMACHUNG VON GARNEN | | | | | | | | | | |
| 38.1 | 38.7 | 37.7 | / | 41.0 | / | . | 41.9 | 38.1 | 41.3 | 625 |
| 37.8 | 38.9 | 39.6 | / | 41.2 | / | . | 43.0 | 38.5 | 41.4 | 626 |
| 38.3 | 38.7 | 37.2 | / | 40.8 | / | . | 41.7 | 38.2 | 41.3 | 627 |
| 38.0 | 38.6 | 36.5 | / | 41.2 | / | . | 40.6 | 37.2 | 41.1 | 628 |
| 38.1 | 39.4 | 39.1 | / | 41.6 | / | . | 42.9 | 38.9 | 42.0 | 629 |
| 37.8 | 39.0 | 39.8 | / | 41.5 | / | . | 43.1 | 38.6 | 41.8 | 630 |
| 38.2 | 39.6 | 38.8 | / | 41.7 | / | . | 42.8 | 39.2 | 42.4 | 631 |
| (41.3) | 38.2 | 37.7 | / | (41.6) | / | . | / | 38.5 | 41.7 | 632 |
| 38.1 | 35.9 | 35.4 | / | 40.6 | / | . | 41.4 | 36.5 | 40.8 | 633 |
| (38.3) | (36.6) | (32.8) | / | 39.8 | / | . | / | 37.0 | 39.8 | 634 |
| 38.4 | 35.7 | 35.0 | / | 40.7 | / | . | 41.4 | 36.5 | 41.0 | 635 |
| 37.0 | 39.8 | 36.3 | / | 41.0 | / | . | (40.4) | 36.2 | 40.8 | 636 |
| SONSTIGEN TEXTILGEWERBES) | | | | | | | | | | |
| 35.7 | 38.2 | 36.9 | / | 40.8 | . | 39.1 | 40.8 | 37.7 | 40.8 | 637 |
| 35.3 | 37.8 | 39.4 | / | 40.9 | . | 39.6 | 41.9 | 37.6 | 41.0 | 638 |
| 35.9 | 38.5 | 33.7 | / | 40.6 | . | 37.7 | 40.5 | 37.7 | 40.6 | 639 |
| 37.1 | 38.6 | 37.0 | / | 41.1 | . | 41.8 | / | 37.9 | 41.0 | 640 |
| 35.7 | 38.7 | 37.3 | / | 41.0 | . | 40.2 | 41.2 | 38.1 | 41.1 | 641 |
| 35.0 | 38.1 | 39.4 | / | 41.0 | . | 39.9 | 41.9 | 37.7 | 41.1 | 642 |
| 36.4 | 39.2 | 34.4 | / | 41.1 | . | 38.4 | 40.9 | 38.4 | 41.0 | 643 |
| 37.6 | 39.4 | 37.3 | / | (41.8) | . | 43.9 | / | 39.0 | (41.6) | 644 |
| 35.5 | 37.1 | 35.6 | / | 40.6 | . | 37.5 | 40.1 | 36.9 | 40.5 | 645 |
| 37.2 | 36.5 | / | / | 40.8 | . | (37.4) | / | 37.1 | 40.8 | 646 |
| 34.9 | 37.2 | (30.8) | / | 40.4 | . | 37.2 | 40.1 | 36.8 | 40.4 | 647 |
| (34.3) | 37.5 | 36.5 | / | 40.8 | . | (38.6) | / | 37.1 | 40.7 | 648 |

3 ANZAHL DER DURCHSCHNITTLLICH BEZAHLTEN WOCHENSTUNDEN DER
OKTOBER

| LAUFENDE NUMMER | GESCHLECHT LEISTUNGS- GRUPPE | BADEN- WÜRTTEMBERG | BAYERN | BERLIN | | | BRANDEN- BURG | BREMEN | HAMBURG | HESSEN | MECKLEN- BURG- VORPOMMERN |
|---------------------------------|------------------------------------|-----------------------|--------|-----------|--------|--------|------------------|--------|---------|--------|---------------------------------|
| | | | | INSGESAMT | (WEST) | (OST) | | | | | |
| BEKLEIDUNGS | | | | | | | | | | | |
| 649 | ZUSAMMEN | 38.1 | 37.2 | - | 38.4 | 39.7 | 39.4 | 42.4 | 38.1 | 36.0 | . |
| 650 | 1 | 38.6 | 38.0 | - | 38.5 | 42.1 | 40.6 | 40.9 | (38.1) | 36.6 | . |
| 651 | 2 | 38.2 | 37.0 | - | 38.8 | 38.9 | 38.9 | 42.5 | 38.1 | 35.4 | . |
| 652 | 3 | 37.4 | 37.6 | - | 37.9 | / | / | 42.6 | / | 37.5 | . |
| 653 | MAENNLICH | 39.7 | 39.5 | - | 39.6 | 44.4 | 40.9 | 45.4 | (39.0) | 36.3 | . |
| 654 | 1 | 40.4 | 39.7 | - | 40.1 | 44.2 | (41.9) | (43.2) | / | 35.5 | . |
| 655 | 2 | 39.4 | 39.1 | - | 39.9 | / | (39.7) | 44.5 | (39.2) | 35.7 | . |
| 656 | 3 | 38.7 | 39.6 | - | 38.6 | / | / | 48.0 | / | 40.3 | . |
| 657 | WEIBLICH | 37.8 | 36.9 | - | 38.0 | 39.1 | 39.2 | 41.7 | 37.8 | 36.0 | . |
| 658 | 1 | 37.7 | 37.2 | - | 38.2 | 40.8 | 40.4 | 40.0 | (38.1) | 37.3 | . |
| 659 | 2 | 38.1 | 36.8 | - | 38.2 | 38.7 | 38.8 | 41.7 | (37.7) | 35.3 | . |
| 660 | 3 | 37.1 | 37.3 | - | 37.6 | / | / | 41.9 | / | 37.0 | . |
| NAHRUNGS- UND GE | | | | | | | | | | | |
| 661 | ZUSAMMEN | 40.3 | 41.0 | - | 39.0 | 41.4 | 43.9 | 40.9 | 40.4 | 41.1 | 43.7 |
| 662 | 1 | 41.2 | 41.6 | - | 39.4 | 41.5 | 43.5 | 42.5 | 41.2 | 42.7 | 45.3 |
| 663 | 2 | 40.3 | 41.4 | - | 39.0 | 41.5 | 44.1 | 40.8 | 39.7 | 40.9 | 42.7 |
| 664 | 3 | 39.0 | 39.4 | - | 38.3 | 40.8 | 44.3 | 39.4 | 39.8 | 39.4 | 40.8 |
| 665 | MAENNLICH | 41.0 | 41.7 | - | 39.4 | 41.7 | 44.8 | 41.6 | 40.9 | 41.9 | 44.6 |
| 666 | 1 | 41.3 | 41.7 | - | 39.6 | 41.6 | 44.1 | 42.5 | 41.3 | 42.8 | 45.9 |
| 667 | 2 | 40.8 | 41.9 | - | 39.7 | 42.0 | 45.3 | 41.0 | 40.2 | 41.3 | 43.2 |
| 668 | 3 | 40.1 | 40.8 | - | 38.4 | 41.3 | 46.2 | 40.8 | 40.6 | 40.2 | 41.8 |
| 669 | WEIBLICH | 38.6 | 38.8 | - | 38.0 | 40.4 | 41.8 | 39.3 | 38.9 | 38.9 | 41.5 |
| 670 | 1 | 39.1 | 39.3 | - | 37.8 | 40.7 | 41.2 | (42.7) | 39.3 | 39.3 | 42.3 |
| 671 | 2 | 39.0 | 39.0 | - | 37.9 | 40.4 | 41.8 | 40.5 | 38.7 | 39.2 | 41.7 |
| 672 | 3 | 38.4 | 38.7 | - | 38.2 | 40.2 | 42.4 | 38.6 | 39.1 | 38.8 | 40.4 |
| BROT- UND BACK | | | | | | | | | | | |
| 673 | ZUSAMMEN | 43.4 | 40.0 | - | 41.3 | 42.7 | 43.2 | . | . | 41.0 | 40.9 |
| 674 | 1 | 44.1 | 41.5 | - | 43.0 | 42.9 | 43.4 | . | . | 41.7 | 41.0 |
| 675 | 2 | 42.6 | 40.4 | - | 41.6 | 43.8 | 43.4 | . | . | 41.7 | 41.2 |
| 676 | 3 | 42.4 | 38.5 | - | 39.2 | 41.0 | 40.8 | . | . | 40.1 | 40.0 |
| 677 | MAENNLICH | 44.0 | 40.5 | - | 41.5 | 43.2 | 44.1 | . | . | 41.5 | 41.1 |
| 678 | 1 | 44.4 | 41.5 | - | 42.8 | 43.1 | 44.0 | . | . | 41.8 | 41.0 |
| 679 | 2 | 42.5 | 40.5 | - | 41.8 | 46.2 | 44.3 | . | . | 41.7 | 41.5 |
| 680 | 3 | 45.3 | 38.9 | - | 39.3 | 41.3 | (41.0) | . | . | 41.0 | 40.3 |
| 681 | WEIBLICH | 41.2 | 38.1 | - | 39.6 | 40.8 | 41.9 | . | . | 39.0 | 40.6 |
| 682 | 1 | 40.9 | / | - | / | 41.3 | 41.1 | . | . | 40.1 | 40.9 |
| 683 | 2 | 43.1 | (37.3) | - | / | 40.4 | 42.5 | . | . | / | 40.8 |
| 684 | 3 | 40.6 | 38.1 | - | (38.9) | 40.6 | 40.8 | . | . | 38.8 | 39.8 |
| OBST- UND GEMUE | | | | | | | | | | | |
| 685 | ZUSAMMEN | 41.8 | 41.4 | - | 42.3 | / | . | / | 40.0 | 39.8 | . |
| 686 | 1 | 43.9 | 42.1 | - | 40.1 | / | . | / | 42.5 | 40.8 | . |
| 687 | 2 | 41.5 | 42.3 | - | 45.3 | / | . | / | 39.4 | 40.5 | . |
| 688 | 3 | 40.8 | 40.5 | - | 38.4 | / | . | / | 38.2 | 38.9 | . |
| 689 | MAENNLICH | 42.9 | 42.4 | - | 44.1 | / | . | / | 41.1 | 40.7 | . |
| 690 | 1 | 44.0 | 42.2 | - | 40.2 | / | . | / | 42.8 | 40.9 | . |
| 691 | 2 | 41.9 | 42.8 | - | 49.4 | / | . | / | 39.8 | 40.9 | . |
| 692 | 3 | 43.4 | 42.3 | - | 38.7 | / | . | / | 39.5 | 40.2 | . |
| 693 | WEIBLICH | 39.3 | 39.6 | - | 38.2 | / | . | / | 37.7 | 38.2 | . |
| 694 | 1 | (40.0) | / | - | / | / | . | / | (38.9) | (40.0) | . |
| 695 | 2 | 38.9 | 39.9 | - | 38.2 | / | . | / | 38.4 | (38.2) | . |
| 696 | 3 | 39.3 | 39.6 | - | (38.0) | / | . | / | 37.2 | 38.1 | . |
| SCHLACHTHAEUSER (OHNE KOMMUNALE | | | | | | | | | | | |
| 697 | ZUSAMMEN | 41.3 | 40.6 | - | 39.2 | 41.7 | 42.5 | . | . | 40.7 | 42.9 |
| 698 | 1 | 42.3 | 40.5 | - | 39.1 | 40.9 | 42.8 | . | . | 40.2 | 44.5 |
| 699 | 2 | 41.4 | 41.9 | - | 39.3 | (44.2) | 42.2 | . | . | 41.0 | 42.2 |
| 700 | 3 | 40.2 | 39.9 | - | 39.2 | / | 42.3 | . | . | 41.1 | 41.5 |
| 701 | MAENNLICH | 42.0 | 41.3 | - | 39.6 | 41.9 | 43.3 | . | . | 41.0 | 43.7 |
| 702 | 1 | 42.3 | 40.6 | - | 39.1 | 40.9 | 43.3 | . | . | 40.5 | 45.0 |
| 703 | 2 | 41.7 | 43.1 | - | 39.7 | (45.2) | 43.2 | . | . | 41.5 | 42.8 |
| 704 | 3 | 41.4 | 40.9 | - | 40.2 | / | 43.8 | . | . | 41.5 | (44.2) |
| 705 | WEIBLICH | 40.2 | 39.2 | - | 38.1 | (40.0) | 41.1 | . | . | 40.1 | 41.1 |
| 706 | 1 | (41.8) | 38.2 | - | / | / | 41.4 | . | . | (36.5) | 42.5 |
| 707 | 2 | 40.8 | 38.9 | - | 38.4 | / | 41.0 | . | . | 39.9 | 41.0 |
| 708 | 3 | 39.9 | 39.3 | - | 38.0 | / | 41.0 | . | . | 40.8 | 40.1 |
| FISCHVER | | | | | | | | | | | |
| 709 | ZUSAMMEN | / | . | - | . | / | . | 42.3 | . | / | 42.5 |
| 710 | 1 | / | . | - | . | / | . | 46.8 | . | / | 42.0 |
| 711 | 2 | / | . | - | . | / | . | 42.8 | . | / | 42.8 |
| 712 | 3 | / | . | - | . | / | . | 40.6 | . | / | / |
| 713 | MAENNLICH | / | . | - | . | / | . | 43.7 | . | / | 43.7 |
| 714 | 1 | / | . | - | . | / | . | 46.9 | . | / | 41.8 |
| 715 | 2 | / | . | - | . | / | . | 43.2 | . | / | 46.1 |
| 716 | 3 | / | . | - | . | / | . | 42.2 | . | / | / |
| 717 | WEIBLICH | / | . | - | . | / | . | 40.6 | . | / | 41.5 |
| 718 | 1 | / | . | - | . | / | . | (44.3) | . | / | / |
| 719 | 2 | / | . | - | . | / | . | 42.3 | . | / | 41.4 |
| 720 | 3 | / | . | - | . | / | . | 39.5 | . | / | / |

ARBEITER NACH WIRTSCHAFTSZWEIG, GESCHLECHT UND LEISTUNGSGRUPPE
1993

| NIEDER- SACHSEN | NORDRHEIN- WESTFALEN | RHEINLAND- PFA LZ | SAARLAND | SACHSEN | SACHSEN- ANHALT | SCHLESWIG- HOLSTEIN | THUE- RINGEN | FRUEHERES BUNDES- GEBIET | NEUE LAENDER U. BERLIN-OST | LAUFENDE NUMMER |
|--------------------------------------|-------------------------|----------------------|----------|---------|--------------------|------------------------|-----------------|--------------------------------|----------------------------------|--------------------|
| GEWERBE | | | | | | | | | | |
| 36.1 | 38.3 | 37.5 | 36.0 | 40.0 | 39.0 | 38.3 | 43.3 | 37.5 | 40.5 | 649 |
| 36.6 | 38.6 | 37.0 | 34.5 | 39.2 | 40.0 | 38.4 | 45.9 | 38.0 | 40.9 | 650 |
| 35.7 | 38.3 | 35.9 | 35.6 | 40.8 | 38.4 | 38.1 | 40.7 | 37.2 | 40.1 | 651 |
| 36.4 | 38.2 | 42.1 | 41.4 | 40.3 | (35.4) | 40.0 | 40.8 | 38.1 | 40.2 | 652 |
| 37.9 | 40.9 | 39.7 | 35.7 | 41.3 | (41.0) | 39.2 | (43.9) | 39.8 | 41.9 | 653 |
| 36.6 | 41.5 | 38.2 | 34.6 | 39.8 | (41.2) | 40.8 | (44.8) | 39.6 | 41.2 | 654 |
| 39.0 | 41.5 | 41.3 | (37.7) | 43.0 | / | 37.6 | / | 40.1 | 42.8 | 655 |
| 39.6 | 39.2 | / | / | (43.2) | / | / | / | 39.4 | (42.7) | 656 |
| 35.8 | 37.5 | 37.2 | 36.1 | 39.8 | 38.9 | 38.2 | 43.3 | 37.1 | 40.2 | 657 |
| 36.6 | 37.5 | 36.1 | 34.5 | 39.0 | 39.8 | 37.7 | 46.0 | 37.3 | 40.8 | 658 |
| 35.4 | 37.4 | 35.4 | 35.4 | 40.4 | 38.4 | 38.1 | 40.6 | 36.9 | 39.8 | 659 |
| 35.5 | 37.8 | 42.3 | 41.8 | 39.9 | (34.9) | 40.2 | 40.6 | 37.8 | 39.9 | 660 |
| NUSSMITTELINDUSTRIE | | | | | | | | | | |
| 42.4 | 41.3 | 41.1 | 40.8 | 41.7 | 42.5 | 41.7 | 41.8 | 41.2 | 42.5 | 661 |
| 44.1 | 42.0 | 41.5 | 42.1 | 41.9 | 43.5 | 43.4 | 41.5 | 42.1 | 42.9 | 662 |
| 42.9 | 42.1 | 40.7 | 43.5 | 41.8 | 42.4 | 41.8 | 42.4 | 41.5 | 42.5 | 663 |
| 40.5 | 39.9 | 40.8 | 39.3 | 41.0 | 40.8 | 40.4 | 40.6 | 39.8 | 41.2 | 664 |
| 43.8 | 42.2 | 41.7 | 42.0 | 42.1 | 43.6 | 42.9 | 42.4 | 42.0 | 43.2 | 665 |
| 44.3 | 42.1 | 41.5 | 42.1 | 42.0 | 44.2 | 43.4 | 41.6 | 42.2 | 43.2 | 666 |
| 43.7 | 42.9 | 41.6 | 44.2 | 42.6 | 43.3 | 42.3 | 43.7 | 42.2 | 43.4 | 667 |
| 42.7 | 41.4 | 43.0 | 39.8 | 41.0 | 41.8 | 42.4 | 40.8 | 41.3 | 42.0 | 668 |
| 39.1 | 39.1 | 38.8 | 39.2 | 40.9 | 40.8 | 39.3 | 40.8 | 38.9 | 41.0 | 669 |
| 39.6 | 38.8 | 38.8 | / | 41.4 | 40.8 | 40.2 | 40.9 | 39.1 | 41.3 | 670 |
| 39.2 | 39.6 | 37.9 | 39.3 | 40.7 | 41.1 | 39.1 | 40.9 | 39.1 | 41.1 | 671 |
| 39.1 | 38.9 | 39.2 | 39.1 | 40.9 | 40.4 | 39.3 | 40.6 | 38.9 | 40.7 | 672 |
| WARENINDUSTRIE | | | | | | | | | | |
| 39.9 | 41.5 | 43.2 | . | 42.1 | 42.8 | 41.9 | 41.4 | 41.2 | 42.1 | 673 |
| 41.1 | 42.1 | 43.9 | . | 42.6 | 43.0 | 42.1 | 41.6 | 42.2 | 42.3 | 674 |
| 39.5 | 41.8 | 41.6 | . | 41.4 | 42.8 | 43.8 | 41.5 | 41.1 | 42.1 | 675 |
| 38.8 | 40.6 | 43.3 | . | 41.2 | (40.4) | 39.6 | 40.1 | 40.0 | 40.6 | 676 |
| 40.4 | 42.0 | 44.3 | . | 42.5 | 43.4 | 42.4 | 41.8 | 41.7 | 42.6 | 677 |
| 41.1 | 42.1 | 44.0 | . | 42.8 | 43.5 | 42.1 | 41.7 | 42.2 | 42.6 | 678 |
| 39.6 | 41.9 | 41.7 | . | 41.9 | 43.4 | 43.8 | 42.3 | 41.2 | 42.9 | 679 |
| 41.5 | 41.7 | 46.1 | . | (40.3) | / | 39.7 | (40.4) | 41.1 | 40.7 | 680 |
| 38.2 | 39.3 | 41.0 | . | 41.4 | 41.8 | 39.6 | 41.0 | 39.2 | 41.3 | 681 |
| / | / | (42.7) | . | 41.8 | 41.6 | / | 41.3 | 40.5 | 41.4 | 682 |
| 38.9 | (38.4) | / | . | 40.8 | 42.1 | / | 41.1 | 39.9 | 41.4 | 683 |
| 38.0 | 39.4 | 40.8 | . | 41.5 | (40.5) | 39.6 | 40.0 | 39.0 | 40.6 | 684 |
| SEVERARBEITUNG | | | | | | | | | | |
| 42.2 | 41.8 | 43.7 | . | 41.8 | 40.9 | 40.3 | 41.6 | 41.6 | 41.5 | 685 |
| 43.5 | 44.2 | 44.3 | . | 42.3 | 40.7 | 40.7 | 41.3 | 43.3 | 41.7 | 686 |
| 42.5 | 43.0 | 45.1 | . | 41.6 | (41.8) | 39.3 | 42.0 | 42.2 | 41.6 | 687 |
| 40.4 | 39.8 | 41.2 | . | (40.1) | (40.0) | 40.6 | 40.5 | 40.1 | 39.9 | 688 |
| 43.3 | 42.8 | 45.3 | . | 43.0 | 41.5 | 40.8 | 43.0 | 42.7 | 42.7 | 689 |
| 43.7 | 44.3 | 44.8 | . | 43.0 | 41.2 | 40.7 | 41.7 | 43.4 | 42.3 | 690 |
| 43.9 | 43.5 | 46.4 | . | 43.1 | (43.8) | 40.1 | 44.4 | 43.0 | 43.3 | 691 |
| 41.0 | 40.6 | 43.2 | . | / | / | 42.1 | (40.9) | 41.3 | (40.8) | 692 |
| 39.6 | 39.0 | 39.5 | . | 40.4 | 40.1 | 39.4 | 40.3 | 39.2 | 40.2 | 693 |
| 40.0 | / | / | . | 41.0 | (39.9) | / | (40.3) | 39.6 | 40.5 | 694 |
| 38.9 | 40.1 | 39.3 | . | 40.2 | (40.5) | 38.0 | 40.3 | 39.0 | 40.2 | 695 |
| 40.0 | 38.8 | 39.7 | . | / | (40.0) | 39.8 | (40.3) | 39.2 | 39.5 | 696 |
| SCHLACHTHOEFEN), FLEISCHVERARBEITUNG | | | | | | | | | | |
| 40.7 | 42.8 | 43.6 | 40.6 | 41.8 | 41.6 | 42.0 | 42.0 | 41.3 | 42.1 | 697 |
| 41.5 | 43.0 | 44.1 | 41.4 | 41.5 | 42.5 | 42.4 | 41.4 | 41.7 | 42.3 | 698 |
| 41.0 | 44.4 | 43.7 | (39.6) | 42.0 | 40.8 | 42.9 | 42.5 | 42.3 | 42.0 | 699 |
| 40.2 | 41.0 | 43.1 | 39.7 | 41.4 | 41.1 | 41.2 | 41.2 | 40.3 | 41.5 | 700 |
| 41.7 | 43.8 | 43.9 | 41.2 | 41.9 | 42.3 | 42.8 | 42.4 | 42.2 | 42.6 | 701 |
| 41.6 | 43.0 | 44.1 | 41.4 | 41.3 | 42.9 | 42.5 | 41.4 | 41.8 | 42.5 | 702 |
| 41.7 | 45.7 | 43.8 | (39.4) | 42.7 | 41.4 | 43.0 | 43.4 | 43.1 | 42.8 | 703 |
| 41.7 | 42.3 | 43.7 | 40.7 | 40.5 | (42.2) | 43.0 | 40.8 | 41.7 | 41.8 | 704 |
| 39.1 | 40.2 | 41.1 | 39.3 | 41.5 | 40.3 | 40.5 | 41.2 | 39.5 | 41.1 | 705 |
| 39.5 | (39.2) | / | / | 42.1 | 40.4 | (39.1) | 41.5 | 39.2 | 41.6 | 706 |
| 39.1 | 40.7 | (40.8) | / | 41.0 | 40.1 | (40.7) | 41.2 | 39.8 | 40.9 | 707 |
| 39.1 | 40.0 | 41.3 | 39.3 | 42.3 | 40.7 | 40.5 | 41.4 | 39.4 | 41.3 | 708 |
| ARBEITUNG | | | | | | | | | | |
| 39.8 | 40.0 | . | / | 47.0 | 44.7 | 40.6 | . | 41.0 | 43.3 | 709 |
| 42.6 | 42.4 | . | / | / | / | 40.7 | . | 43.6 | 42.4 | 710 |
| 41.3 | 40.4 | . | / | (46.0) | 44.5 | 42.4 | . | 42.1 | 43.0 | 711 |
| 39.1 | 39.3 | . | / | (48.8) | (45.3) | 40.2 | . | 39.9 | 46.6 | 712 |
| 42.6 | 42.0 | . | / | (46.1) | (47.5) | 42.9 | . | 43.1 | 44.6 | 713 |
| 43.7 | 42.5 | . | / | / | / | 40.7 | . | 44.1 | 42.3 | 714 |
| 44.3 | 41.6 | . | / | / | (50.0) | 43.5 | . | 43.2 | 46.5 | 715 |
| 41.6 | 42.2 | . | / | / | / | 43.8 | . | 42.4 | (48.6) | 716 |
| 37.9 | 38.9 | . | / | (47.7) | 43.2 | 39.2 | . | 39.2 | 42.3 | 717 |
| 39.6 | / | . | / | / | / | / | . | 39.9 | / | 718 |
| 36.2 | 39.4 | . | / | / | (41.1) | 39.3 | . | 40.5 | 41.5 | 719 |
| 37.9 | 38.6 | . | / | (46.8) | (45.3) | 39.2 | . | 38.9 | 45.9 | 720 |

3 ANZAHL DER DURCHSCHNITTlich BEZAHLTEN WOCHENSTUNDEN DER OKTOBER

| LAUFENDE NUMMER | GESCHLECHT LEISTUNGS- GRUPPE | BADEN- WÜRTTEM- BERG | BAYERN | BERLIN | | | BRANDEN- BURG | BREMEN | HAMBURG | HESSEN | MECKLEN- BURG- VORPOMMERN |
|-------------------------------------|------------------------------------|----------------------------|--------|-----------|--------|--------|------------------|--------|---------|--------|---------------------------------|
| | | | | INSGESAMT | (WEST) | (OST) | | | | | |
| BRAUEREI, | | | | | | | | | | | |
| 721 | ZUSAMMEN | 39.6 | 40.9 | - | . | 40.4 | 41.9 | . | 41.2 | 40.3 | 40.7 |
| 722 | 1 | 39.6 | 40.6 | - | . | 40.4 | 40.4 | . | 41.1 | 40.7 | 40.9 |
| 723 | 2 | 40.2 | 42.4 | - | . | 40.0 | 43.8 | . | / | 39.8 | 40.6 |
| 724 | 3 | 39.2 | 39.8 | - | . | (42.6) | (42.0) | . | 41.8 | 38.5 | (40.0) |
| 725 | MAENNLICH | 39.6 | 41.0 | - | . | 40.5 | 42.3 | . | 41.2 | 40.3 | 40.8 |
| 726 | 1 | 39.6 | 40.6 | - | . | 40.5 | 40.5 | . | 41.1 | 40.7 | 40.9 |
| 727 | 2 | 40.2 | 42.5 | - | . | 40.0 | 44.2 | . | / | 39.9 | 40.7 |
| 728 | 3 | 39.4 | 40.2 | - | . | / | / | . | 42.2 | 38.5 | / |
| 729 | WEIBLICH | 37.9 | 38.9 | - | . | 40.0 | 39.9 | . | (40.0) | 38.4 | 40.1 |
| 730 | 1 | (37.7) | 38.5 | - | . | (40.0) | (39.8) | . | / | (38.0) | / |
| 731 | 2 | / | / | - | . | / | (40.3) | . | / | / | 40.0 |
| 732 | 3 | (38.0) | 38.8 | - | . | / | / | . | (39.9) | (38.7) | / |
| TABAKVER | | | | | | | | | | | |
| 733 | ZUSAMMEN | 37.9 | 36.9 | - | 37.4 | . | / | . | . | 38.9 | . |
| 734 | 1 | 38.7 | 37.0 | - | 37.5 | . | / | . | . | / | . |
| 735 | 2 | 38.4 | 37.0 | - | 37.5 | . | / | . | . | 38.8 | . |
| 736 | 3 | 37.5 | 36.8 | - | 37.1 | . | / | . | . | / | . |
| 737 | MAENNLICH | 38.1 | 37.0 | - | 37.4 | . | / | . | . | / | . |
| 738 | 1 | 38.7 | 37.0 | - | 37.7 | . | / | . | . | / | . |
| 739 | 2 | 38.3 | 37.0 | - | 37.7 | . | / | . | . | / | . |
| 740 | 3 | 37.5 | 36.8 | - | 36.9 | . | / | . | . | / | . |
| 741 | WEIBLICH | 37.6 | 36.9 | - | 37.4 | . | / | . | . | 38.8 | . |
| 742 | 1 | / | / | - | 37.0 | . | / | . | . | / | . |
| 743 | 2 | / | 37.0 | - | 37.4 | . | / | . | . | 38.9 | . |
| 744 | 3 | 37.5 | 36.8 | - | 37.7 | . | / | . | . | / | . |
| DAVON: HERSTELLUNG VON | | | | | | | | | | | |
| 745 | ZUSAMMEN | 38.8 | / | - | / | / | / | / | / | . | / |
| 746 | 1 | (39.8) | / | - | / | / | / | / | / | . | / |
| 747 | 2 | / | / | - | / | / | / | / | / | . | / |
| 748 | 3 | 38.4 | / | - | / | / | / | / | / | . | / |
| 749 | MAENNLICH | (39.4) | / | - | / | / | / | / | / | . | / |
| 750 | 1 | (39.8) | / | - | / | / | / | / | / | . | / |
| 751 | 2 | / | / | - | / | / | / | / | / | . | / |
| 752 | 3 | / | / | - | / | / | / | / | / | . | / |
| 753 | WEIBLICH | 38.5 | / | - | / | / | / | / | / | . | / |
| 754 | 1 | / | / | - | / | / | / | / | / | . | / |
| 755 | 2 | / | / | - | / | / | / | / | / | . | / |
| 756 | 3 | 38.3 | / | - | / | / | / | / | / | . | / |
| TABAKVERARBEITUNG (OHNE HERSTELLUNG | | | | | | | | | | | |
| 757 | ZUSAMMEN | 37.7 | 36.9 | - | 37.4 | . | / | . | . | . | . |
| 758 | 1 | 38.4 | 37.0 | - | 37.5 | . | / | . | . | . | . |
| 759 | 2 | 38.2 | 37.0 | - | 37.5 | . | / | . | . | . | . |
| 760 | 3 | 37.2 | 36.8 | - | 37.1 | . | / | . | . | . | . |
| 761 | MAENNLICH | 38.0 | 37.0 | - | 37.4 | . | / | . | . | . | . |
| 762 | 1 | 38.4 | 37.0 | - | 37.7 | . | / | . | . | . | . |
| 763 | 2 | 38.2 | 37.0 | - | 37.7 | . | / | . | . | . | . |
| 764 | 3 | 37.3 | 36.8 | - | 36.9 | . | / | . | . | . | . |
| 765 | WEIBLICH | 37.1 | 36.9 | - | 37.4 | . | / | . | . | . | . |
| 766 | 1 | / | / | - | 37.0 | . | / | . | . | . | . |
| 767 | 2 | / | 37.0 | - | 37.4 | . | / | . | . | . | . |
| 768 | 3 | 37.1 | 36.8 | - | 37.7 | . | / | . | . | . | . |
| HOCH- UND TIEFBAU | | | | | | | | | | | |
| 769 | | | | | | | | | | | |
| 770 | | | | | | | | | | | |
| 771 | | | | | | | | | | | |
| 772 | | | | | | | | | | | |
| 773 | MAENNLICH | 40.4 | 40.7 | - | 40.7 | 41.0 | 41.9 | 39.5 | 40.4 | 41.1 | 41.5 |
| 774 | 1 | 40.5 | 40.6 | - | 40.6 | 41.0 | 42.3 | 39.1 | 40.6 | 41.2 | 41.5 |
| 775 | 2 | 40.6 | 41.7 | - | 41.2 | 41.2 | 41.7 | 40.4 | 39.9 | 41.6 | 41.6 |
| 776 | 3 | 39.8 | 39.9 | - | 40.6 | 41.0 | 41.3 | 40.1 | 39.2 | 40.0 | 41.1 |
| 777 | | | | | | | | | | | |
| 778 | | | | | | | | | | | |
| 779 | | | | | | | | | | | |
| 780 | | | | | | | | | | | |
| HOCH- UND TIEFBAU MIT HANDWERK | | | | | | | | | | | |
| 781 | | | | | | | | | | | |
| 782 | | | | | | | | | | | |
| 783 | | | | | | | | | | | |
| 784 | | | | | | | | | | | |
| 785 | MAENNLICH | 40.2 | 40.6 | - | 40.7 | 41.0 | 42.0 | 39.5 | 40.3 | 41.1 | 41.5 |
| 786 | 1 | 40.3 | 40.6 | - | 40.6 | 41.0 | 42.3 | 39.1 | 40.5 | 41.2 | 41.5 |
| 787 | 2 | 40.5 | 41.6 | - | 41.2 | 41.2 | 41.7 | 40.4 | 39.9 | 41.6 | 41.7 |
| 788 | 3 | 39.7 | 39.8 | - | 40.6 | 41.0 | 41.3 | 40.1 | 39.2 | 40.0 | 41.1 |
| 789 | | | | | | | | | | | |
| 790 | | | | | | | | | | | |
| 791 | | | | | | | | | | | |
| 792 | | | | | | | | | | | |

ARBEITER NACH WIRTSCHAFTSZWEIG, GESCHLECHT UND LEISTUNGSGRUPPE
1993

| NIEDER- SACHSEN | NORDRHEIN- WESTFALEN | RHEINLAND- PFALZ | SAARLAND | SACHSEN | SACHSEN- ANHALT | SCHLESWIG- HOLSTEIN | THUE- RINGEN | FRUEHERES BUNDES- GEBIET | NEUE LAENDER U. BERLIN-OST | LAUFENDE NUMMER |
|------------------------------------|-------------------------|---------------------|----------|---------|--------------------|------------------------|-----------------|--------------------------------|----------------------------------|--------------------|
| MAELZEREI | | | | | | | | | | |
| 40.8 | 38.6 | 39.9 | 40.5 | 40.4 | 40.7 | 42.8 | 43.1 | 40.3 | 41.2 | 721 |
| 40.9 | 38.6 | 39.5 | 40.8 | 40.5 | 40.8 | 43.9 | 41.0 | 40.2 | 40.6 | 722 |
| 40.8 | 39.6 | 44.6 | 41.0 | 40.3 | 40.7 | 39.9 | 45.3 | 41.5 | 42.3 | 723 |
| 39.8 | 37.6 | 39.1 | 38.6 | 39.6 | 40.4 | / | 40.8 | 38.9 | 40.3 | 724 |
| 40.8 | 38.6 | 40.0 | 40.5 | 40.5 | 40.8 | 42.9 | 43.2 | 40.3 | 41.3 | 725 |
| 40.9 | 38.6 | 39.5 | 40.8 | 40.6 | 40.9 | 43.9 | 41.1 | 40.2 | 40.7 | 726 |
| 40.8 | 39.6 | 44.6 | 41.0 | 40.4 | 40.8 | 39.4 | 45.4 | 41.5 | 42.5 | 727 |
| 39.5 | 37.6 | 39.4 | 38.7 | 39.8 | (40.5) | / | (40.8) | 38.9 | 40.5 | 728 |
| (40.9) | 37.1 | (38.6) | / | 39.4 | 40.2 | (41.3) | 42.1 | 38.7 | 40.2 | 729 |
| / | 37.0 | / | / | 39.0 | (40.4) | / | (40.4) | 38.2 | 39.7 | 730 |
| / | / | / | / | 40.1 | (40.1) | (41.9) | (44.7) | 40.0 | 40.9 | 731 |
| (41.2) | 37.2 | (37.8) | / | 39.3 | (40.0) | / | (41.0) | 38.6 | 39.9 | 732 |
| ARBEITUNG | | | | | | | | | | |
| . | 38.5 | 37.3 | / | . | / | . | 40.2 | 37.6 | 40.1 | 733 |
| . | 39.3 | 37.6 | / | . | / | . | 40.6 | 37.8 | 40.3 | 734 |
| . | 38.1 | 37.1 | / | . | / | . | 40.2 | 37.4 | 40.1 | 735 |
| . | 38.5 | 38.1 | / | . | / | . | 40.1 | 37.5 | 39.9 | 736 |
| . | 39.4 | 37.4 | / | . | / | . | 40.4 | 37.6 | 40.2 | 737 |
| . | 39.8 | 37.6 | / | . | / | . | 40.5 | 37.9 | 40.3 | 738 |
| . | (38.3) | 37.2 | / | . | / | . | 40.3 | 37.4 | 40.2 | 739 |
| . | 39.3 | / | / | . | / | . | / | 37.2 | 39.9 | 740 |
| . | 38.1 | 37.0 | / | . | / | . | 40.1 | 37.5 | 40.0 | 741 |
| . | (38.0) | / | / | . | / | . | (41.1) | 37.7 | (41.0) | 742 |
| . | 38.1 | 36.9 | / | . | / | . | 40.1 | 37.4 | 40.1 | 743 |
| . | 38.2 | 37.8 | / | . | / | . | 40.0 | 37.8 | 39.9 | 744 |
| ZIGARREN, ZIGARILLOS, STUMPEN | | | | | | | | | | |
| . | 38.4 | / | / | / | / | / | . | 38.5 | 40.0 | 745 |
| . | 39.0 | / | / | / | / | / | . | 39.2 | 40.1 | 746 |
| . | 38.0 | / | / | / | / | / | . | 38.2 | 40.0 | 747 |
| . | 38.5 | / | / | / | / | / | . | 38.5 | 40.1 | 748 |
| . | 39.1 | / | / | / | / | / | . | 39.2 | 40.1 | 749 |
| . | 39.3 | / | / | / | / | / | . | 39.6 | 40.1 | 750 |
| . | (37.6) | / | / | / | / | / | . | (37.9) | (40.0) | 751 |
| . | 39.4 | / | / | / | / | / | . | 39.3 | / | 752 |
| . | 38.1 | / | / | / | / | / | . | 38.2 | 40.0 | 753 |
| . | (38.0) | / | / | / | / | / | . | (38.2) | / | 754 |
| . | 38.1 | / | / | / | / | / | . | 38.3 | 40.0 | 755 |
| . | 38.2 | / | / | / | / | / | . | 38.2 | 40.0 | 756 |
| VON ZIGARREN, ZIGARILLOS, STUMPEN) | | | | | | | | | | |
| . | (40.3) | 37.3 | / | . | / | . | 40.5 | 37.5 | 40.1 | 757 |
| . | / | 37.6 | / | . | / | . | 40.8 | 37.8 | 40.4 | 758 |
| . | / | 37.1 | / | . | / | . | 40.4 | 37.3 | 40.1 | 759 |
| . | (38.6) | 38.1 | / | . | / | . | / | 37.4 | 39.9 | 760 |
| . | (41.3) | 37.4 | / | . | / | . | 40.6 | 37.5 | 40.2 | 761 |
| . | / | 37.6 | / | . | / | . | 40.7 | 37.8 | 40.3 | 762 |
| . | / | 37.2 | / | . | / | . | 40.5 | 37.4 | 40.2 | 763 |
| . | / | / | / | . | / | . | / | 37.1 | 39.9 | 764 |
| . | / | 37.0 | / | . | / | . | 40.4 | 37.4 | 40.1 | 765 |
| . | / | / | / | . | / | . | (41.1) | 37.7 | (41.0) | 766 |
| . | / | 36.9 | / | . | / | . | 40.3 | 37.2 | 40.1 | 767 |
| . | / | 37.8 | / | . | / | . | / | 37.6 | 39.8 | 768 |
| (EINSCHL. HANDWERK) | | | | | | | | | | |
| | | | | | | | | | | 769 |
| | | | | | | | | | | 770 |
| | | | | | | | | | | 771 |
| | | | | | | | | | | 772 |
| 39.4 | 40.8 | 41.1 | 40.9 | 42.5 | 42.6 | 39.4 | 43.1 | 40.5 | 42.4 | 773 |
| 39.1 | 40.5 | 41.0 | 41.8 | 42.3 | 42.3 | 38.6 | 43.0 | 40.4 | 42.2 | 774 |
| 40.3 | 41.7 | 41.8 | 39.9 | 42.5 | 43.1 | 42.7 | 43.2 | 41.3 | 42.5 | 775 |
| 39.4 | 40.4 | 40.7 | 39.0 | 43.4 | 42.6 | 40.4 | 43.5 | 40.0 | 42.5 | 776 |
| | | | | | | | | | | 777 |
| | | | | | | | | | | 778 |
| | | | | | | | | | | 779 |
| | | | | | | | | | | 780 |
| (OHNE FERTIGTEILBAU IM HOCHBAU) | | | | | | | | | | |
| | | | | | | | | | | 781 |
| | | | | | | | | | | 782 |
| | | | | | | | | | | 783 |
| | | | | | | | | | | 784 |
| 39.4 | 40.7 | 41.1 | 40.9 | 42.5 | 42.7 | 39.3 | 43.2 | 40.4 | 42.4 | 785 |
| 39.0 | 40.5 | 40.9 | 41.8 | 42.3 | 42.3 | 38.5 | 43.1 | 40.3 | 42.3 | 786 |
| 40.4 | 41.7 | 41.9 | 39.8 | 42.4 | 43.1 | 42.7 | 43.2 | 41.2 | 42.5 | 787 |
| 39.4 | 40.4 | 40.7 | 39.0 | 43.4 | 42.6 | 40.4 | 43.5 | 40.0 | 42.5 | 788 |
| | | | | | | | | | | 789 |
| | | | | | | | | | | 790 |
| | | | | | | | | | | 791 |
| | | | | | | | | | | 792 |

4 DURCHSCHNITTLLICHE BRUTTOSTUNDENVERDIENSTE DER ARBEITER
OKTOBER

| LAUFENDE NUMMER | GESCHLECHT LEISTUNGS- GRUPPE | BADEN- WÜRTTEM- BERG | BAYERN | BERLIN | | | BRANDEN- BURG | BREMEN | HAMBURG | HESSEN | MECKLEN- BURG- VORPOMMERN |
|--|------------------------------------|----------------------------|--------|-----------|--------|-------|------------------|--------|---------|--------|---------------------------------|
| | | | | INSGESAMT | (WEST) | (OST) | | | | | |
| INDUSTRIE (EINSCHL. HOCH- | | | | | | | | | | | |
| 1 | INSGESAMT | 24.63 | 22.94 | - | 24.65 | 18.23 | 16.77 | 25.94 | 27.23 | 24.41 | 16.43 |
| 2 | 1 | 27.38 | 25.25 | - | 27.31 | 19.10 | 17.64 | 27.97 | 29.05 | 26.47 | 17.14 |
| 3 | 2 | 22.57 | 21.18 | - | 22.45 | 16.64 | 16.07 | 23.00 | 23.54 | 23.25 | 15.79 |
| 4 | 3 | 20.02 | 18.86 | - | 19.80 | 15.65 | 14.24 | 18.36 | 20.34 | 19.46 | 14.01 |
| 5 | MAENNLICH | 25.87 | 24.07 | - | 25.68 | 18.64 | 17.11 | 26.85 | 28.03 | 25.30 | 16.65 |
| 6 | 1 | 27.56 | 25.40 | - | 27.53 | 19.26 | 17.79 | 28.04 | 29.17 | 26.60 | 17.23 |
| 7 | 2 | 23.73 | 22.48 | - | 23.11 | 17.22 | 16.52 | 23.95 | 24.62 | 24.12 | 16.10 |
| 8 | 3 | 21.11 | 20.42 | - | 20.90 | 16.62 | 14.64 | 20.45 | 22.05 | 20.73 | 14.44 |
| 9 | WEIBLICH | 19.36 | 18.08 | - | 19.67 | 14.16 | 13.39 | 18.51 | 20.09 | 18.99 | 13.28 |
| 10 | 1 | 21.90 | 20.44 | - | 21.87 | 15.43 | 14.38 | 23.80 | 24.21 | 21.95 | 14.78 |
| 11 | 2 | 19.15 | 18.39 | - | 20.24 | 13.88 | 13.18 | 19.29 | 20.09 | 19.41 | 13.06 |
| 12 | 3 | 19.09 | 16.94 | - | 18.70 | 12.93 | 12.65 | 16.70 | 18.11 | 17.96 | 11.32 |
| INDUSTRIE (OHNE | | | | | | | | | | | |
| 13 | ZUSAMMEN | 24.80 | 22.70 | - | 24.20 | 17.13 | 16.41 | 26.01 | 27.28 | 24.54 | 15.73 |
| 14 | 1 | 27.72 | 25.29 | - | 27.10 | 17.98 | 17.41 | 28.16 | 29.38 | 26.81 | 16.60 |
| 15 | 2 | 22.60 | 20.99 | - | 21.88 | 15.37 | 15.39 | 22.96 | 23.34 | 23.39 | 14.30 |
| 16 | 3 | 20.07 | 18.30 | - | 19.57 | 14.58 | 13.19 | 18.07 | 19.75 | 19.24 | 12.03 |
| 17 | MAENNLICH | 26.30 | 24.10 | - | 25.51 | 17.57 | 16.90 | 27.05 | 28.29 | 25.66 | 16.11 |
| 18 | 1 | 27.93 | 25.49 | - | 27.40 | 18.14 | 17.62 | 28.23 | 29.54 | 26.98 | 16.72 |
| 19 | 2 | 23.95 | 22.41 | - | 22.53 | 15.87 | 15.99 | 24.02 | 24.56 | 24.43 | 14.68 |
| 20 | 3 | 21.66 | 20.22 | - | 21.05 | 15.88 | 13.59 | 20.34 | 21.52 | 20.82 | 12.85 |
| 21 | WEIBLICH | 19.36 | 18.08 | - | 19.67 | 14.14 | 13.37 | 18.51 | 20.10 | 18.99 | 13.27 |
| 22 | 1 | 21.90 | 20.43 | - | 21.87 | 15.39 | 14.37 | 23.82 | 24.22 | 21.95 | 14.77 |
| 23 | 2 | 19.15 | 18.39 | - | 20.24 | 13.88 | 13.16 | 19.29 | 20.09 | 19.41 | 13.06 |
| 24 | 3 | 19.09 | 16.94 | - | 18.70 | 12.88 | 12.63 | 16.70 | 18.11 | 17.96 | 11.29 |
| INDUSTRIE (OHNE BERGBAU), HOCH- | | | | | | | | | | | |
| 25 | ZUSAMMEN | 24.63 | 22.94 | - | 24.65 | 18.23 | 16.20 | 25.94 | 27.23 | 24.41 | 16.43 |
| 26 | 1 | 27.38 | 25.25 | - | 27.31 | 19.10 | 17.00 | 27.97 | 29.05 | 26.52 | 17.14 |
| 27 | 2 | 22.57 | 21.18 | - | 22.45 | 16.64 | 15.64 | 23.00 | 23.54 | 23.25 | 15.79 |
| 28 | 3 | 20.02 | 18.86 | - | 19.80 | 15.65 | 14.18 | 18.36 | 20.34 | 19.46 | 14.01 |
| 29 | MAENNLICH | 25.86 | 24.07 | - | 25.68 | 18.64 | 16.53 | 26.85 | 28.03 | 25.32 | 16.65 |
| 30 | 1 | 27.56 | 25.40 | - | 27.53 | 19.26 | 17.15 | 28.04 | 29.17 | 26.65 | 17.22 |
| 31 | 2 | 23.73 | 22.48 | - | 23.11 | 17.22 | 16.08 | 23.95 | 24.62 | 24.13 | 16.11 |
| 32 | 3 | 21.11 | 20.42 | - | 20.90 | 16.62 | 14.58 | 20.45 | 22.05 | 20.74 | 14.44 |
| 33 | WEIBLICH | 19.36 | 18.08 | - | 19.67 | 14.16 | 13.39 | 18.51 | 20.09 | 18.99 | 13.28 |
| 34 | 1 | 21.90 | 20.44 | - | 21.87 | 15.43 | 14.38 | 23.80 | 24.21 | 21.95 | 14.78 |
| 35 | 2 | 19.15 | 18.39 | - | 20.24 | 13.88 | 13.18 | 19.29 | 20.09 | 19.41 | 13.06 |
| 36 | 3 | 19.09 | 16.94 | - | 18.70 | 12.93 | 12.65 | 16.70 | 18.11 | 17.96 | 11.32 |
| VERARBEITENDE INDUSTRIE | | | | | | | | | | | |
| 37 | ZUSAMMEN | 24.73 | 22.59 | - | 23.95 | 16.63 | 14.69 | 25.84 | 27.12 | 24.51 | 15.58 |
| 38 | 1 | 27.67 | 25.20 | - | 27.00 | 17.47 | 15.57 | 27.99 | 29.30 | 26.89 | 16.47 |
| 39 | 2 | 22.60 | 20.99 | - | 21.76 | 14.99 | 13.86 | 22.95 | 23.31 | 23.40 | 14.09 |
| 40 | 3 | 20.07 | 18.30 | - | 19.56 | 14.60 | 12.84 | 18.06 | 19.70 | 19.24 | 11.94 |
| 41 | MAENNLICH | 26.24 | 24.01 | - | 25.31 | 17.08 | 15.11 | 26.89 | 28.16 | 25.67 | 15.96 |
| 42 | 1 | 27.89 | 25.41 | - | 27.33 | 17.64 | 15.76 | 28.07 | 29.47 | 27.07 | 16.59 |
| 43 | 2 | 23.95 | 22.41 | - | 22.38 | 15.48 | 14.34 | 24.02 | 24.54 | 24.44 | 14.43 |
| 44 | 3 | 21.67 | 20.22 | - | 21.03 | 15.89 | 13.10 | 20.34 | 21.50 | 20.83 | 12.76 |
| 45 | WEIBLICH | 19.35 | 18.06 | - | 19.67 | 13.78 | 12.83 | 18.46 | 20.01 | 18.99 | 13.18 |
| 46 | 1 | 21.89 | 20.38 | - | 21.87 | 14.89 | 13.70 | 23.77 | 24.11 | 21.94 | 14.60 |
| 47 | 2 | 19.15 | 18.38 | - | 20.26 | 13.53 | 12.52 | 19.28 | 20.06 | 19.41 | 13.03 |
| 48 | 3 | 19.09 | 16.93 | - | 18.69 | 12.84 | 12.50 | 16.66 | 18.02 | 17.96 | 11.21 |
| VERARBEITENDE INDUSTRIE (OHNE GEWINNUNG UND VERAR | | | | | | | | | | | |
| 49 | ZUSAMMEN | 24.77 | 22.58 | - | 23.95 | 16.18 | 14.63 | 25.85 | 27.17 | 24.55 | 15.61 |
| 50 | 1 | 27.74 | 25.29 | - | 27.06 | 17.10 | 15.52 | 28.01 | 29.34 | 26.97 | 16.49 |
| 51 | 2 | 22.61 | 20.90 | - | 21.70 | 14.56 | 13.78 | 22.95 | 23.35 | 23.41 | 14.10 |
| 52 | 3 | 20.05 | 18.23 | - | 19.55 | 13.52 | 12.79 | 18.05 | 19.69 | 19.20 | 11.96 |
| 53 | MAENNLICH | 26.34 | 24.11 | - | 25.35 | 16.63 | 15.09 | 26.90 | 28.21 | 25.76 | 16.01 |
| 54 | 1 | 27.97 | 25.51 | - | 27.39 | 17.27 | 15.73 | 28.08 | 29.51 | 27.16 | 16.62 |
| 55 | 2 | 24.02 | 22.43 | - | 22.33 | 14.96 | 14.29 | 24.02 | 24.60 | 24.51 | 14.47 |
| 56 | 3 | 21.70 | 20.21 | - | 21.04 | 14.39 | 13.01 | 20.34 | 21.50 | 20.84 | 12.84 |
| 57 | WEIBLICH | 19.36 | 18.06 | - | 19.67 | 13.71 | 12.81 | 18.46 | 20.01 | 18.98 | 13.19 |
| 58 | 1 | 21.89 | 20.39 | - | 21.87 | 14.85 | 13.67 | 23.77 | 24.11 | 21.94 | 14.60 |
| 59 | 2 | 19.17 | 18.38 | - | 20.26 | 13.48 | 12.49 | 19.28 | 20.06 | 19.40 | 13.03 |
| 60 | 3 | 19.09 | 16.93 | - | 18.69 | 12.64 | 12.52 | 16.66 | 18.01 | 17.95 | 11.21 |
| VERARBEITENDE INDUSTRIE (OHNE GEWINNUNG UND VERARBEI | | | | | | | | | | | |
| 61 | ZUSAMMEN | 24.60 | 22.87 | - | 24.50 | 17.87 | 15.97 | 25.79 | 27.14 | 24.41 | 16.40 |
| 62 | 1 | 27.38 | 25.25 | - | 27.30 | 18.83 | 16.71 | 27.83 | 29.00 | 26.57 | 17.11 |
| 63 | 2 | 22.58 | 21.11 | - | 22.35 | 16.30 | 15.44 | 22.99 | 23.56 | 23.27 | 15.79 |
| 64 | 3 | 20.01 | 18.83 | - | 19.79 | 15.23 | 14.17 | 18.33 | 20.31 | 19.43 | 14.04 |
| 65 | MAENNLICH | 25.88 | 24.07 | - | 25.59 | 18.33 | 16.33 | 26.71 | 27.95 | 25.36 | 16.64 |
| 66 | 1 | 27.57 | 25.41 | - | 27.54 | 19.02 | 16.89 | 27.90 | 29.12 | 26.71 | 17.20 |
| 67 | 2 | 23.79 | 22.49 | - | 23.01 | 16.90 | 15.96 | 23.94 | 24.65 | 24.18 | 16.12 |
| 68 | 3 | 21.12 | 20.43 | - | 20.90 | 16.17 | 14.58 | 20.45 | 22.04 | 20.74 | 14.46 |
| 69 | WEIBLICH | 19.36 | 18.06 | - | 19.67 | 13.73 | 12.84 | 18.46 | 20.01 | 18.98 | 13.19 |
| 70 | 1 | 21.89 | 20.40 | - | 21.87 | 14.89 | 13.68 | 23.74 | 24.10 | 21.94 | 14.60 |
| 71 | 2 | 19.17 | 18.37 | - | 20.26 | 13.49 | 12.52 | 19.28 | 20.06 | 19.40 | 13.03 |
| 72 | 3 | 19.09 | 16.93 | - | 18.69 | 12.69 | 12.55 | 16.66 | 18.01 | 17.95 | 11.24 |

NACH WIRTSCHAFTSZWEIG, GESCHLECHT UND LEISTUNGSGRUPPE IN DM
1993

| NIEDER- SACHSEN | NORDRHEIN- WESTFALEN | RHEINLAND- PFALZ | SAARLAND | SACHSEN | SACHSEN- ANHALT | SCHLESWIG- HOLSTEIN | THUE- RINGEN | FRUEHERES BUNDES- GEBIET | NEUE LAENDER U. BERLIN-OST | LAUFENDE NUMMER |
|---|-------------------------|---------------------|----------|---------|--------------------|------------------------|-----------------|--------------------------------|----------------------------------|--------------------|
| UND TIEFBAU MIT HANDWERK) | | | | | | | | | | |
| 24.79 | 24.09 | 23.80 | 25.03 | 15.66 | 16.25 | 23.39 | 15.57 | 24.17 | 16.16 | 1 |
| 26.18 | 26.15 | 25.95 | 26.07 | 16.63 | 17.05 | 25.66 | 16.81 | 26.33 | 17.12 | 2 |
| 24.79 | 22.94 | 22.94 | 23.38 | 14.69 | 15.49 | 21.36 | 14.51 | 22.75 | 15.23 | 3 |
| 19.30 | 19.83 | 19.54 | 19.31 | 13.48 | 14.32 | 18.98 | 13.16 | 19.58 | 13.87 | 4 |
| 25.63 | 24.91 | 24.70 | 25.37 | 16.22 | 18.54 | 24.35 | 16.27 | 25.12 | 16.62 | 5 |
| 26.35 | 26.27 | 26.14 | 26.10 | 16.86 | 17.15 | 25.74 | 17.11 | 26.46 | 17.30 | 6 |
| 25.57 | 23.57 | 23.73 | 23.71 | 15.48 | 15.82 | 22.11 | 15.27 | 23.70 | 15.83 | 7 |
| 20.82 | 21.28 | 20.94 | 21.02 | 14.25 | 15.09 | 20.84 | 14.35 | 20.97 | 14.66 | 8 |
| 19.37 | 18.36 | 17.93 | 17.99 | 11.92 | 13.42 | 17.89 | 11.92 | 18.68 | 12.56 | 9 |
| 20.02 | 20.50 | 19.57 | 20.09 | 12.98 | 14.97 | 22.05 | 12.63 | 21.02 | 13.75 | 10 |
| 20.83 | 18.46 | 18.04 | 18.23 | 11.61 | 13.38 | 18.54 | 11.98 | 18.95 | 12.38 | 11 |
| 17.42 | 18.04 | 17.52 | 17.53 | 11.37 | 11.38 | 16.88 | 11.19 | 18.02 | 11.54 | 12 |
| BAUINDUSTRIE) | | | | | | | | | | |
| 24.93 | 24.06 | 23.85 | 25.10 | 14.58 | 15.27 | 23.28 | 14.19 | 24.19 | 15.19 | 13 |
| 26.56 | 26.34 | 26.23 | 26.12 | 15.56 | 16.12 | 26.00 | 15.44 | 26.56 | 16.21 | 14 |
| 24.90 | 22.89 | 22.90 | 23.43 | 13.45 | 14.27 | 21.26 | 13.19 | 22.72 | 14.03 | 15 |
| 19.04 | 19.72 | 19.26 | 19.24 | 11.98 | 12.18 | 18.70 | 11.73 | 19.42 | 12.28 | 16 |
| 25.97 | 25.00 | 24.96 | 25.46 | 15.22 | 15.62 | 24.52 | 14.96 | 25.34 | 15.76 | 17 |
| 26.80 | 26.47 | 26.48 | 26.16 | 15.81 | 16.22 | 26.12 | 15.78 | 26.73 | 16.42 | 18 |
| 25.81 | 23.57 | 23.79 | 23.77 | 14.28 | 14.58 | 22.12 | 13.85 | 23.79 | 14.68 | 19 |
| 20.84 | 21.29 | 21.02 | 21.31 | 12.61 | 13.15 | 20.88 | 12.61 | 21.11 | 13.10 | 20 |
| 19.37 | 18.36 | 17.93 | 17.99 | 11.91 | 13.36 | 17.89 | 11.91 | 18.68 | 12.54 | 21 |
| 20.02 | 20.50 | 19.57 | 20.09 | 12.97 | 14.96 | 22.05 | 12.62 | 21.01 | 13.74 | 22 |
| 20.83 | 18.46 | 18.04 | 18.23 | 11.61 | 13.28 | 18.54 | 11.98 | 18.95 | 12.35 | 23 |
| 17.42 | 18.03 | 17.52 | 17.53 | 11.34 | 11.32 | 16.87 | 11.17 | 18.02 | 11.51 | 24 |
| UND TIEFBAU MIT HANDWERK | | | | | | | | | | |
| 24.79 | 24.07 | 23.80 | 25.08 | 15.52 | 16.15 | 23.39 | 15.54 | 24.16 | 16.01 | 25 |
| 26.17 | 26.32 | 25.95 | 26.19 | 16.48 | 16.96 | 25.66 | 16.80 | 26.39 | 16.96 | 26 |
| 24.82 | 22.95 | 22.94 | 23.45 | 14.55 | 15.37 | 21.36 | 14.49 | 22.76 | 15.09 | 27 |
| 19.29 | 19.85 | 19.54 | 19.31 | 13.46 | 14.32 | 18.98 | 13.16 | 19.59 | 13.85 | 28 |
| 25.84 | 24.96 | 24.70 | 25.44 | 16.08 | 16.45 | 24.35 | 16.25 | 25.15 | 16.47 | 29 |
| 26.35 | 26.45 | 26.14 | 26.23 | 16.71 | 17.07 | 25.74 | 17.11 | 26.53 | 17.15 | 30 |
| 25.61 | 23.59 | 23.73 | 23.78 | 15.34 | 15.72 | 22.11 | 15.26 | 23.72 | 15.68 | 31 |
| 20.83 | 21.35 | 20.94 | 21.06 | 14.24 | 15.09 | 20.84 | 14.35 | 20.99 | 14.65 | 32 |
| 19.37 | 18.36 | 17.93 | 17.99 | 11.92 | 13.17 | 17.89 | 11.89 | 18.68 | 12.50 | 33 |
| 20.02 | 20.50 | 19.57 | 20.09 | 12.98 | 14.74 | 22.05 | 12.59 | 21.02 | 13.69 | 34 |
| 20.83 | 18.46 | 18.04 | 18.23 | 11.61 | 13.07 | 18.54 | 11.95 | 18.95 | 12.31 | 35 |
| 17.42 | 18.04 | 17.52 | 17.53 | 11.37 | 11.33 | 16.88 | 11.19 | 18.02 | 11.53 | 36 |
| (OHNE BAUINDUSTRIE) | | | | | | | | | | |
| 24.84 | 23.83 | 23.76 | 25.13 | 14.15 | 14.70 | 23.10 | 13.70 | 24.07 | 14.53 | 37 |
| 26.46 | 26.35 | 26.15 | 26.23 | 15.10 | 15.55 | 25.90 | 14.85 | 26.55 | 15.53 | 38 |
| 24.93 | 22.83 | 22.90 | 23.49 | 13.06 | 13.76 | 21.28 | 12.94 | 22.71 | 13.45 | 39 |
| 19.02 | 19.73 | 19.26 | 19.22 | 11.92 | 12.07 | 18.69 | 11.54 | 19.42 | 12.14 | 40 |
| 25.92 | 24.87 | 24.89 | 25.52 | 14.75 | 15.05 | 24.37 | 14.44 | 25.27 | 15.08 | 41 |
| 26.72 | 26.52 | 26.42 | 26.27 | 15.33 | 15.65 | 26.02 | 15.19 | 26.74 | 15.73 | 42 |
| 25.85 | 23.53 | 23.79 | 23.84 | 13.81 | 14.08 | 22.14 | 13.55 | 23.79 | 14.03 | 43 |
| 20.83 | 21.36 | 21.02 | 21.37 | 12.53 | 13.05 | 20.88 | 12.28 | 21.14 | 12.82 | 44 |
| 19.36 | 18.34 | 17.91 | 17.98 | 11.84 | 12.87 | 17.87 | 11.83 | 18.67 | 12.29 | 45 |
| 19.98 | 20.44 | 19.54 | 20.09 | 12.87 | 14.40 | 22.04 | 12.50 | 20.98 | 13.41 | 46 |
| 20.83 | 18.44 | 18.02 | 18.22 | 11.54 | 12.76 | 18.51 | 11.90 | 18.94 | 12.10 | 47 |
| 17.41 | 18.02 | 17.51 | 17.52 | 11.31 | 11.18 | 16.86 | 11.11 | 18.01 | 11.43 | 48 |
| BEITUNG VON STEINEN UND ERDEN SOWIE OHNE BAUINDUSTRIE) | | | | | | | | | | |
| 24.93 | 23.84 | 23.81 | 25.15 | 14.08 | 14.62 | 23.04 | 13.62 | 24.10 | 14.44 | 49 |
| 26.60 | 26.38 | 26.28 | 26.24 | 15.05 | 15.50 | 25.95 | 14.80 | 26.62 | 15.45 | 50 |
| 25.05 | 22.81 | 22.88 | 23.52 | 12.96 | 13.62 | 21.08 | 12.81 | 22.71 | 13.32 | 51 |
| 18.93 | 19.71 | 19.23 | 19.22 | 11.87 | 11.96 | 18.66 | 11.36 | 19.39 | 11.97 | 52 |
| 26.08 | 24.89 | 25.01 | 25.54 | 14.70 | 14.99 | 24.37 | 14.38 | 25.35 | 15.01 | 53 |
| 26.87 | 26.55 | 26.56 | 26.29 | 15.29 | 15.60 | 26.09 | 15.16 | 26.82 | 15.67 | 54 |
| 26.04 | 23.53 | 23.85 | 23.88 | 13.74 | 13.93 | 21.95 | 13.42 | 23.85 | 13.91 | 55 |
| 20.79 | 21.36 | 21.05 | 21.44 | 12.47 | 12.92 | 20.88 | 11.86 | 21.15 | 12.66 | 56 |
| 19.35 | 18.34 | 17.91 | 17.98 | 11.82 | 12.85 | 17.87 | 11.82 | 18.67 | 12.27 | 57 |
| 19.98 | 20.44 | 19.54 | 20.09 | 12.86 | 14.39 | 22.04 | 12.48 | 20.98 | 13.39 | 58 |
| 20.83 | 18.44 | 18.02 | 18.22 | 11.52 | 12.74 | 18.51 | 11.89 | 18.95 | 12.07 | 59 |
| 17.37 | 18.03 | 17.51 | 17.52 | 11.30 | 11.15 | 16.86 | 11.10 | 18.01 | 11.41 | 60 |
| TUNG VON STEINEN UND ERDEN), HOCH- UND TIEFBAU MIT HANDWERK | | | | | | | | | | |
| 24.78 | 23.91 | 23.77 | 25.07 | 15.45 | 16.05 | 23.22 | 15.41 | 24.09 | 15.88 | 61 |
| 26.16 | 26.15 | 25.96 | 26.17 | 16.42 | 16.86 | 25.59 | 16.66 | 26.35 | 16.83 | 62 |
| 24.92 | 22.87 | 22.93 | 23.46 | 14.50 | 15.31 | 21.21 | 14.40 | 22.74 | 14.99 | 63 |
| 19.22 | 19.83 | 19.52 | 19.30 | 13.47 | 14.32 | 18.95 | 13.05 | 19.56 | 13.81 | 64 |
| 25.68 | 24.81 | 24.73 | 25.44 | 16.04 | 16.37 | 24.23 | 16.16 | 25.12 | 16.37 | 65 |
| 26.35 | 26.28 | 26.18 | 26.21 | 16.67 | 16.98 | 25.67 | 17.00 | 26.50 | 17.03 | 66 |
| 25.77 | 23.53 | 23.78 | 23.81 | 15.33 | 15.69 | 21.97 | 15.23 | 23.74 | 15.63 | 67 |
| 20.79 | 21.34 | 20.96 | 21.10 | 14.27 | 15.09 | 20.83 | 14.29 | 20.99 | 14.62 | 68 |
| 19.35 | 18.35 | 17.91 | 17.98 | 11.83 | 12.95 | 17.87 | 11.82 | 18.67 | 12.30 | 69 |
| 19.98 | 20.44 | 19.55 | 20.09 | 12.87 | 14.41 | 22.04 | 12.49 | 20.98 | 13.41 | 70 |
| 20.83 | 18.44 | 18.02 | 18.22 | 11.52 | 12.89 | 18.51 | 11.89 | 18.95 | 12.11 | 71 |
| 17.37 | 18.03 | 17.51 | 17.52 | 11.33 | 11.21 | 16.87 | 11.12 | 18.01 | 11.44 | 72 |

4 DURCHSCHNITTliche BRUTTOSTUNDENVERDIENSTE DER ARBEITER
OKTOBER

| LAUFENDE NUMMER | GESCHLECHT LEISTUNGS- GRUPPE | BADEN- WÜRTTEMBERG | BAYERN | BERLIN | | | BRANDEN- BURG | BREMEN | HAMBURG | HESSEN | MECKLEN- BURG- VORPOMMERN |
|-----------------------------|------------------------------------|-----------------------|---------|-----------|---------|---------|------------------|---------|---------|---------|---------------------------------|
| | | | | INSGESAMT | (WEST) | (OST) | | | | | |
| ELEKTRIZITAETS-, GAS-, FERN | | | | | | | | | | | |
| 73 | ZUSAMMEN | 28.77 | 26.40 | - | 27.08 | 19.82 | 19.04 | 31.50 | 29.82 | 26.14 | 18.57 |
| 74 | 1 | 29.19 | 26.82 | - | 27.82 | 20.27 | 20.03 | 31.76 | 30.30 | 26.42 | 19.15 |
| 75 | 2 | 22.27 | 22.19 | - | 24.35 | 18.18 | 18.02 | (25.32) | 25.44 | 21.95 | 17.92 |
| 76 | 3 | 19.04 | 19.08 | - | 21.08 | 13.76 | 15.22 | (22.32) | 22.02 | (20.25) | 14.10 |
| 77 | MAENNLICH | 29.04 | 26.58 | - | 27.37 | 20.06 | 19.37 | 31.81 | 30.15 | 26.25 | 18.73 |
| 78 | 1 | 29.22 | 26.84 | - | 27.85 | 20.36 | 20.08 | 31.85 | 30.39 | 26.45 | 19.21 |
| 79 | 2 | 23.21 | 22.32 | - | 25.02 | 18.53 | 18.35 | (28.26) | 26.51 | 22.55 | 18.00 |
| 80 | 3 | 21.09 | (20.26) | - | 23.53 | / | 16.48 | / | 22.75 | (21.29) | (14.78) |
| 81 | WEIBLICH | 20.69 | 21.43 | - | 19.66 | 17.22 | 17.21 | 23.31 | 23.56 | 20.83 | 16.62 |
| 82 | 1 | 24.43 | 24.04 | - | (21.88) | 18.36 | 19.44 | (25.39) | 26.14 | 23.35 | 18.26 |
| 83 | 2 | 20.77 | 21.74 | - | 19.03 | 16.85 | 16.98 | (21.56) | 22.52 | 19.65 | (16.31) |
| 84 | 3 | 18.25 | 18.82 | - | 19.80 | (13.74) | 14.03 | (22.32) | 21.52 | (17.95) | (13.35) |
| ELEKTRIZITAETS | | | | | | | | | | | |
| 85 | ZUSAMMEN | 29.22 | 26.57 | - | . | 20.15 | 19.14 | 31.50 | . | 27.32 | . |
| 86 | 1 | 29.65 | 26.97 | - | . | 20.71 | 20.58 | 31.76 | . | 27.68 | . |
| 87 | 2 | 22.28 | 22.02 | - | . | 18.56 | 17.95 | (25.32) | . | 22.38 | . |
| 88 | 3 | 18.57 | 19.15 | - | . | 13.76 | 14.54 | (22.32) | . | (20.25) | . |
| 89 | MAENNLICH | 29.51 | 26.75 | - | . | 20.39 | 19.55 | 31.81 | . | 27.43 | . |
| 90 | 1 | 29.69 | 27.00 | - | . | 20.80 | 20.64 | 31.85 | . | 27.72 | . |
| 91 | 2 | 23.24 | 22.17 | - | . | 18.79 | 18.25 | (28.26) | . | 22.84 | . |
| 92 | 3 | 19.83 | (20.96) | - | . | / | 15.69 | / | . | (20.58) | . |
| 93 | WEIBLICH | 20.84 | 21.03 | - | . | 17.51 | 17.30 | 23.31 | . | 21.93 | . |
| 94 | 1 | 24.83 | 23.78 | - | . | 18.79 | 19.84 | (25.39) | . | (24.36) | . |
| 95 | 2 | 20.91 | 21.42 | - | . | 17.42 | 17.09 | (21.56) | . | (20.05) | . |
| 96 | 3 | 18.13 | 18.84 | - | . | (13.74) | 13.74 | (22.32) | . | / | . |
| BERG | | | | | | | | | | | |
| 97 | | | | | | | | | | | |
| 98 | | | | | | | | | | | |
| 99 | | | | | | | | | | | |
| 100 | | | | | | | | | | | |
| 101 | MAENNLICH | 26.24 | 25.91 | - | / | / | 20.03 | / | / | 23.54 | 15.93 |
| 102 | 1 | 27.26 | 26.96 | - | / | / | 20.44 | / | / | 23.72 | (20.94) |
| 103 | 2 | 23.21 | 21.61 | - | / | / | 19.22 | / | / | 22.05 | 14.28 |
| 104 | 3 | (21.42) | / | - | / | / | 16.74 | / | / | 18.87 | / |
| 105 | | | | | | | | | | | |
| 106 | | | | | | | | | | | |
| 107 | | | | | | | | | | | |
| 108 | | | | | | | | | | | |
| STEINKOHLENBERGBAU UND | | | | | | | | | | | |
| 109 | | | | | | | | | | | |
| 110 | | | | | | | | | | | |
| 111 | | | | | | | | | | | |
| 112 | | | | | | | | | | | |
| 113 | MAENNLICH | / | / | - | / | / | / | / | / | / | / |
| 114 | 1 | / | / | - | / | / | / | / | / | / | / |
| 115 | 2 | / | / | - | / | / | / | / | / | / | / |
| 116 | 3 | / | / | - | / | / | / | / | / | / | / |
| 117 | | | | | | | | | | | |
| 118 | | | | | | | | | | | |
| 119 | | | | | | | | | | | |
| 120 | | | | | | | | | | | |
| BRAUNKOHLENBERGBAU | | | | | | | | | | | |
| 121 | | | | | | | | | | | |
| 122 | | | | | | | | | | | |
| 123 | | | | | | | | | | | |
| 124 | | | | | | | | | | | |
| 125 | MAENNLICH | / | / | - | / | / | 20.00 | / | / | . | / |
| 126 | 1 | / | / | - | / | / | 20.41 | / | / | . | / |
| 127 | 2 | / | / | - | / | / | 19.19 | / | / | . | / |
| 128 | 3 | / | / | - | / | / | 16.74 | / | / | . | / |
| 129 | | | | | | | | | | | |
| 130 | | | | | | | | | | | |
| 131 | | | | | | | | | | | |
| 132 | | | | | | | | | | | |
| KALI- UND STEIN | | | | | | | | | | | |
| 133 | | | | | | | | | | | |
| 134 | | | | | | | | | | | |
| 135 | | | | | | | | | | | |
| 136 | | | | | | | | | | | |
| 137 | MAENNLICH | . | . | - | / | / | / | / | / | 23.61 | / |
| 138 | 1 | . | . | - | / | / | / | / | / | 23.77 | / |
| 139 | 2 | . | . | - | / | / | / | / | / | 22.38 | / |
| 140 | 3 | . | . | - | / | / | / | / | / | 18.78 | / |
| 141 | | | | | | | | | | | |
| 142 | | | | | | | | | | | |
| 143 | | | | | | | | | | | |
| 144 | | | | | | | | | | | |

NACH WIRTSCHAFTSZWEIG, GESCHLECHT UND LEISTUNGSGRUPPE IN DM
1993

| NIEDER- SACHSEN | NORDRHEIN- WESTFALEN | RHEINLAND- PFALZ | SAARLAND | SACHSEN | SACHSEN- ANHALT | SCHLESWIG- HOLSTEIN | THUE- RINGEN | FRUEHERES BUNDES- GEBIET | NEUE LAENDER U. BERLIN-OST | LAUFENDE NUMMER |
|------------------------------|-------------------------|---------------------|----------|---------|--------------------|------------------------|-----------------|--------------------------------|----------------------------------|--------------------|
| WAERME- UND WASSERVERSORGUNG | | | | | | | | | | |
| 27.77 | 29.15 | 27.34 | 28.16 | 18.21 | 18.69 | 26.48 | 18.33 | 28.03 | 18.78 | 73 |
| 28.03 | 29.66 | 27.75 | 28.66 | 19.03 | 18.29 | 27.02 | 19.06 | 28.45 | 19.51 | 74 |
| 23.83 | 27.15 | 23.11 | 26.30 | 16.73 | 17.54 | 20.46 | 16.93 | 25.21 | 17.54 | 75 |
| 21.36 | 21.80 | 20.92 | 20.71 | 13.99 | 15.10 | 19.37 | 15.33 | 20.91 | 14.95 | 76 |
| 27.95 | 29.39 | 27.50 | 28.34 | 18.36 | 18.89 | 26.65 | 18.47 | 28.25 | 18.98 | 77 |
| 28.07 | 29.73 | 27.77 | 28.68 | 19.06 | 19.34 | 27.04 | 19.10 | 28.49 | 19.55 | 78 |
| 25.27 | 27.65 | 23.35 | 26.45 | 16.79 | 17.72 | 20.49 | 17.07 | 25.93 | 17.71 | 79 |
| 23.61 | 23.25 | (21.03) | (21.86) | 14.49 | 16.75 | / | 15.64 | 22.62 | 15.78 | 80 |
| 20.35 | 21.22 | 21.55 | 20.36 | 16.51 | 17.15 | 20.60 | 15.58 | 21.12 | 16.92 | 81 |
| 22.77 | 22.92 | (23.24) | / | 18.27 | 18.67 | (23.09) | 16.87 | 23.55 | 18.62 | 82 |
| 19.29 | 20.26 | 21.65 | / | 16.99 | 16.75 | 20.34 | 15.63 | 20.55 | 16.71 | 83 |
| 19.37 | 20.73 | 20.87 | (20.03) | 13.40 | 13.85 | (19.43) | 14.25 | 19.94 | 13.87 | 84 |
| VERSORGUNG | | | | | | | | | | |
| 28.92 | 29.58 | 28.25 | 28.56 | 18.17 | 18.77 | 26.74 | 18.14 | 28.66 | 18.92 | 85 |
| 29.23 | 30.16 | 28.65 | 29.15 | 19.28 | 20.26 | 27.27 | 19.70 | 29.12 | 20.05 | 86 |
| 24.97 | 27.47 | 24.02 | 26.83 | 16.78 | 17.38 | 20.49 | 16.52 | 25.83 | 17.57 | 87 |
| 21.56 | 21.92 | 21.43 | 20.70 | 13.98 | (14.14) | 19.37 | 14.56 | 20.82 | 14.33 | 88 |
| 29.15 | 29.87 | 28.46 | 28.79 | 18.36 | 18.80 | 26.93 | 18.35 | 28.91 | 19.17 | 89 |
| 29.29 | 30.25 | 28.67 | 29.17 | 19.30 | 20.11 | 27.29 | 19.77 | 29.17 | 20.08 | 90 |
| 26.58 | 28.00 | 24.52 | 27.00 | 16.84 | 17.26 | 20.55 | 16.64 | 26.56 | 17.71 | 91 |
| 23.61 | 23.46 | (23.38) | (22.07) | 14.49 | / | / | 14.69 | 22.58 | 14.93 | 92 |
| 20.67 | 21.27 | 21.79 | 20.19 | 16.18 | 18.66 | 20.54 | 15.59 | 21.22 | 17.19 | 93 |
| 22.91 | 22.92 | (24.86) | / | 18.25 | 21.04 | (23.10) | (17.69) | 23.71 | 19.42 | 94 |
| 19.66 | 20.08 | 21.84 | / | 16.41 | 17.73 | 20.34 | 15.57 | 20.66 | 16.98 | 95 |
| 19.54 | 20.91 | 21.00 | (19.92) | 13.98 | (12.98) | (19.43) | 14.16 | 19.99 | 13.66 | 96 |
| BAU | | | | | | | | | | |
| | | | | | | | | | | 97 |
| | | | | | | | | | | 98 |
| | | | | | | | | | | 99 |
| | | | | | | | | | | 100 |
| 25.02 | 24.37 | 23.77 | . | 19.87 | 18.65 | / | 17.10 | 24.40 | 19.50 | 101 |
| 26.40 | 24.77 | 23.77 | . | 20.21 | 18.51 | / | 17.11 | 24.83 | 19.69 | 102 |
| 22.13 | 22.68 | / | . | 19.22 | 19.22 | / | 17.11 | 22.31 | 19.12 | 103 |
| 20.77 | 17.92 | / | . | 16.42 | (13.67) | / | / | 18.43 | 16.45 | 104 |
| | | | | | | | | | | 105 |
| | | | | | | | | | | 106 |
| | | | | | | | | | | 107 |
| | | | | | | | | | | 108 |
| -BRIKETTHERSTELLUNG, KOKEREI | | | | | | | | | | |
| | | | | | | | | | | 109 |
| | | | | | | | | | | 110 |
| | | | | | | | | | | 111 |
| | | | | | | | | | | 112 |
| / | 23.71 | / | . | . | . | / | / | 23.84 | 18.99 | 113 |
| / | 24.26 | / | . | . | . | / | / | 24.36 | 19.43 | 114 |
| / | 18.76 | / | . | . | . | / | / | 18.95 | 18.84 | 115 |
| / | 15.83 | / | . | . | . | / | / | 16.26 | 16.76 | 116 |
| | | | | | | | | | | 117 |
| | | | | | | | | | | 118 |
| | | | | | | | | | | 119 |
| | | | | | | | | | | 120 |
| UND -BRIKETTHERSTELLUNG | | | | | | | | | | |
| | | | | | | | | | | 121 |
| | | | | | | | | | | 122 |
| | | | | | | | | | | 123 |
| | | | | | | | | | | 124 |
| . | 28.62 | / | / | . | . | / | . | 28.26 | 19.94 | 125 |
| . | 29.45 | / | / | . | . | / | . | 29.05 | 20.31 | 126 |
| . | 27.51 | / | / | . | . | / | . | 27.20 | 19.21 | 127 |
| . | 25.07 | / | / | . | . | / | . | 24.99 | 16.58 | 128 |
| | | | | | | | | | | 129 |
| | | | | | | | | | | 130 |
| | | | | | | | | | | 131 |
| | | | | | | | | | | 132 |
| SALZBERGBAU, SALINEN | | | | | | | | | | |
| | | | | | | | | | | 133 |
| | | | | | | | | | | 134 |
| | | | | | | | | | | 135 |
| | | | | | | | | | | 136 |
| 23.74 | 25.69 | . | / | / | 15.97 | / | 16.56 | 24.06 | 16.24 | 137 |
| 24.07 | 25.82 | . | / | / | 16.07 | / | 16.67 | 24.31 | 16.34 | 138 |
| 21.77 | / | . | / | / | 13.72 | / | 13.91 | 22.26 | 13.81 | 139 |
| (18.63) | / | . | / | / | / | / | / | 19.11 | (13.31) | 140 |
| | | | | | | | | | | 141 |
| | | | | | | | | | | 142 |
| | | | | | | | | | | 143 |
| | | | | | | | | | | 144 |

4 DURCHSCHNITTLLICHE BRUTTOSTUNDENVERDIENSTE DER ARBEITER
OKTOBER

| LAUFENDE NUMMER | GESCHLECHT LEISTUNGS- GRUPPE | BADEN- WÜRTTEMBERG | BAYERN | BERLIN | | | BRANDEN- BURG | BREMEN | HAMBURG | HESSEN | MECKLEN- BURG- VORPOMMERN |
|--|------------------------------------|-----------------------|---------|-----------|---------|---------|------------------|---------|---------|---------|---------------------------------|
| | | | | INSGESAMT | (WEST) | (OST) | | | | | |
| UEBRIGER BERGBAU 1), | | | | | | | | | | | |
| 145 | | | | | | | | | | | |
| 146 | | | | | | | | | | | |
| 147 | | | | | | | | | | | |
| 148 | | | | | | | | | | | |
| 149 | MAENNLICH | 23.56 | 29.55 | - | / | / | . | / | / | . | 15.93 |
| 150 | 1 | 24.85 | 31.11 | - | / | / | . | / | / | . | (20.94) |
| 151 | 2 | 22.06 | (22.49) | - | / | / | . | / | / | . | 14.28 |
| 152 | 3 | (21.42) | / | - | / | / | . | / | / | . | / |
| 153 | | | | | | | | | | | |
| 154 | | | | | | | | | | | |
| 155 | | | | | | | | | | | |
| 156 | | | | | | | | | | | |
| GRUNDSTOFF- UND PRODUK | | | | | | | | | | | |
| 157 | ZUSAMMEN | 24.49 | 23.55 | - | 22.56 | 18.29 | 15.08 | 25.30 | 26.94 | 25.14 | 14.60 |
| 158 | 1 | 26.91 | 25.48 | - | 25.26 | 19.00 | 15.73 | 27.22 | 28.71 | 27.61 | 15.23 |
| 159 | 2 | 23.25 | 22.73 | - | 22.19 | 16.55 | 14.39 | 23.61 | 24.97 | 23.89 | 13.74 |
| 160 | 3 | 20.42 | 20.50 | - | 18.80 | 17.79 | 12.88 | 20.62 | 23.21 | 20.80 | 11.49 |
| 161 | MAENNLICH | 25.20 | 24.09 | - | 23.71 | 18.77 | 15.25 | 25.68 | 27.64 | 25.79 | 14.73 |
| 162 | 1 | 26.96 | 25.53 | - | 25.39 | 19.14 | 15.80 | 27.23 | 28.84 | 27.68 | 15.30 |
| 163 | 2 | 23.87 | 23.15 | - | 22.82 | 17.38 | 14.47 | 23.97 | 25.77 | 24.30 | 13.87 |
| 164 | 3 | 21.61 | 21.91 | - | 19.36 | 19.08 | 13.05 | 21.25 | 24.07 | 22.05 | 11.55 |
| 165 | WEIBLICH | 19.12 | 18.30 | - | 19.34 | 13.79 | 14.17 | 18.30 | 22.26 | 20.53 | 12.99 |
| 166 | 1 | 23.61 | 21.09 | - | 22.07 | 14.48 | 15.07 | / | 22.67 | 24.98 | 13.57 |
| 167 | 2 | 19.27 | 18.87 | - | 20.16 | 13.12 | 14.13 | 13.32 | 22.37 | 21.15 | 12.86 |
| 168 | 3 | 18.43 | 17.42 | - | 18.55 | 14.34 | 12.66 | 19.97 | 21.92 | 19.02 | (11.21) |
| GEWINNUNG UND VERARBEITUNG VON STEINEN | | | | | | | | | | | |
| 169 | ZUSAMMEN | 23.42 | 22.69 | - | 23.82 | 19.84 | 15.24 | 23.72 | . | 23.42 | 14.94 |
| 170 | 1 | 25.10 | 23.71 | - | 24.30 | 19.84 | 16.13 | 24.08 | . | 24.54 | 15.88 |
| 171 | 2 | 22.29 | 22.25 | - | 23.60 | 20.19 | 14.59 | 23.75 | . | 22.90 | 13.94 |
| 172 | 3 | 20.87 | 19.98 | - | 19.89 | 19.34 | 13.43 | (20.38) | . | 20.59 | 11.72 |
| 173 | MAENNLICH | 23.60 | 22.77 | - | 23.85 | 19.90 | 15.34 | 23.72 | . | 23.48 | 15.00 |
| 174 | 1 | 25.11 | 23.72 | - | 24.30 | 19.85 | 16.15 | 24.08 | . | 24.54 | 15.89 |
| 175 | 2 | 22.62 | 22.29 | - | 23.63 | 20.35 | 14.68 | 23.75 | . | 22.94 | 13.93 |
| 176 | 3 | 20.94 | 20.28 | - | 20.05 | 19.64 | 13.68 | (20.38) | . | 20.62 | (11.81) |
| 177 | WEIBLICH | 17.02 | 18.45 | - | (21.07) | 17.25 | 13.48 | / | . | 21.03 | (12.60) |
| 178 | 1 | (22.55) | (20.01) | - | / | / | 15.11 | / | . | / | / |
| 179 | 2 | 16.47 | 19.84 | - | (21.70) | (17.05) | 13.40 | / | . | 21.54 | (12.73) |
| 180 | 3 | 18.95 | 16.93 | - | / | (16.88) | (11.56) | / | . | 20.36 | / |
| METALLERZEUGUNG UND -BEARBEITUNG (OHNE NE-METALLE, | | | | | | | | | | | |
| 181 | ZUSAMMEN | 26.14 | 23.95 | - | 22.89 | . | 15.53 | . | . | 24.14 | 15.65 |
| 182 | 1 | 27.92 | 25.42 | - | 24.72 | . | 15.80 | . | . | 25.74 | 16.63 |
| 183 | 2 | 23.66 | 23.27 | - | 21.96 | . | 15.02 | . | . | 23.37 | 14.89 |
| 184 | 3 | 22.13 | 18.95 | - | / | . | 12.38 | . | . | 19.96 | / |
| 185 | MAENNLICH | 26.45 | 24.25 | - | 22.95 | . | 15.67 | . | . | 24.36 | 15.85 |
| 186 | 1 | 28.02 | 25.45 | - | 24.72 | . | 15.87 | . | . | 25.76 | 16.77 |
| 187 | 2 | 24.08 | 23.62 | - | 22.04 | . | 15.10 | . | . | 23.62 | 15.00 |
| 188 | 3 | 22.55 | 19.73 | - | / | . | 12.72 | . | . | 20.33 | / |
| 189 | WEIBLICH | 20.52 | 16.79 | - | / | . | 14.78 | . | . | 19.95 | 14.52 |
| 190 | 1 | 23.51 | (21.17) | - | / | . | 15.08 | . | . | (21.60) | / |
| 191 | 2 | 19.87 | 16.88 | - | / | . | 14.82 | . | . | 20.28 | 14.50 |
| 192 | 3 | 18.57 | 15.61 | - | / | . | (11.97) | . | . | 18.17 | / |
| DARUNTER: EISEN | | | | | | | | | | | |
| 193 | ZUSAMMEN | 34.19 | 24.28 | - | / | / | . | . | . | 27.33 | / |
| 194 | 1 | 34.71 | 26.22 | - | / | / | . | . | . | 27.94 | / |
| 195 | 2 | (20.98) | 22.28 | - | / | / | . | . | . | 26.00 | / |
| 196 | 3 | / | 19.60 | - | / | / | . | . | . | (18.89) | / |
| 197 | MAENNLICH | 34.24 | 24.34 | - | / | / | . | . | . | 27.39 | / |
| 198 | 1 | 34.73 | 26.24 | - | / | / | . | . | . | 27.97 | / |
| 199 | 2 | (21.06) | 22.31 | - | / | / | . | . | . | 26.07 | / |
| 200 | 3 | / | (19.94) | - | / | / | . | . | . | / | / |
| 201 | WEIBLICH | / | (19.34) | - | / | / | . | . | . | (20.05) | / |
| 202 | 1 | / | / | - | / | / | . | . | . | / | / |
| 203 | 2 | / | / | - | / | / | . | . | . | / | / |
| 204 | 3 | / | (19.17) | - | / | / | . | . | . | / | / |
| EISEN-, STAHL- UND | | | | | | | | | | | |
| 205 | ZUSAMMEN | 25.17 | 24.95 | - | . | / | 14.64 | / | / | 23.62 | . |
| 206 | 1 | 25.86 | 25.79 | - | . | / | 15.76 | / | / | 24.75 | . |
| 207 | 2 | 23.82 | 24.66 | - | . | / | 13.27 | / | / | 23.36 | . |
| 208 | 3 | 22.68 | 21.36 | - | . | / | (12.13) | / | / | 19.95 | . |
| 209 | MAENNLICH | 25.98 | 25.02 | - | . | / | 14.75 | / | / | 23.75 | . |
| 210 | 1 | 25.95 | 25.81 | - | . | / | 15.82 | / | / | 24.76 | . |
| 211 | 2 | 24.23 | 24.74 | - | . | / | 13.30 | / | / | 23.50 | . |
| 212 | 3 | 22.87 | 21.50 | - | . | / | (12.12) | / | / | 20.07 | . |
| 213 | WEIBLICH | 21.89 | 20.32 | - | . | / | (13.17) | / | / | 21.24 | . |
| 214 | 1 | 23.19 | / | - | . | / | / | / | / | (22.10) | . |
| 215 | 2 | 21.28 | 20.43 | - | . | / | / | / | / | 21.50 | . |
| 216 | 3 | (19.93) | / | - | . | / | / | / | / | 18.89 | . |

1) GEWINNUNG VON ERDOEL, ERDGAS; SONSTIGER BERGBAU

NACH WIRTSCHAFTSZWEIG, GESCHLECHT UND LEISTUNGSGRUPPE IN DM
1993

| NIEDER- SACHSEN | NORDRHEIN- WESTFALEN | RHEINLAND- PFA LZ | SAARLAND | SACHSEN | SACHSEN- ANHALT | SCHLESWIG- HOLSTEIN | THUE- RINGEN | FRUEHERES BUNDES- GEBIET | NEUE LAENDER U. BERLIN-OST | LAUFENDE NUMMER |
|--|-------------------------|----------------------|----------|---------|--------------------|------------------------|-----------------|--------------------------------|----------------------------------|--------------------|
| TORFGEWINNUNG | | | | | | | | | | |
| | | | | | | | | | | 145 |
| | | | | | | | | | | 146 |
| | | | | | | | | | | 147 |
| | | | | | | | | | | 148 |
| 25.70 | 24.58 | . | / | . | . | / | 19.95 | 25.62 | 20.62 | 149 |
| 28.18 | 26.28 | . | / | . | . | / | (21.61) | 28.01 | 21.33 | 150 |
| 21.31 | 21.92 | . | / | . | . | / | (18.58) | 21.38 | 19.55 | 151 |
| 20.72 | (20.21) | . | / | . | . | / | / | 20.70 | / | 152 |
| | | | | | | | | | | 153 |
| | | | | | | | | | | 154 |
| | | | | | | | | | | 155 |
| | | | | | | | | | | 156 |
| TIONSGUETERINDUSTRIE | | | | | | | | | | |
| 23.97 | 25.11 | 25.84 | 25.36 | 14.20 | 14.82 | 24.16 | 14.01 | 24.86 | 14.76 | 157 |
| 25.87 | 26.94 | 27.70 | 26.17 | 14.88 | 15.36 | 26.53 | 14.71 | 26.62 | 15.43 | 158 |
| 22.96 | 24.42 | 24.70 | 23.33 | 13.45 | 14.32 | 23.18 | 13.52 | 23.72 | 14.02 | 159 |
| 21.22 | 21.41 | 20.55 | 20.02 | 12.28 | 12.74 | 20.38 | 12.93 | 20.92 | 13.08 | 160 |
| 24.38 | 25.46 | 26.23 | 25.46 | 14.45 | 15.06 | 25.04 | 14.32 | 25.28 | 15.01 | 161 |
| 25.91 | 27.00 | 27.77 | 26.19 | 14.95 | 15.46 | 26.61 | 14.82 | 26.67 | 15.53 | 162 |
| 23.24 | 24.62 | 24.99 | 23.47 | 13.75 | 14.61 | 23.80 | 13.85 | 24.05 | 14.26 | 163 |
| 22.13 | 22.28 | 21.57 | 20.94 | 12.65 | 13.74 | 21.93 | 13.63 | 22.01 | 13.77 | 164 |
| 19.33 | 19.62 | 20.21 | 18.34 | 12.58 | 13.64 | 18.79 | 12.20 | 19.45 | 13.29 | 165 |
| 21.97 | 22.13 | 24.16 | 19.84 | 13.74 | 14.52 | 21.36 | 13.27 | 22.74 | 14.34 | 166 |
| 18.47 | 20.49 | 20.68 | 18.07 | 12.34 | 13.65 | 18.96 | 12.04 | 19.85 | 13.12 | 167 |
| 19.52 | 18.74 | 18.35 | 17.91 | 11.63 | 11.76 | 18.50 | 11.51 | 18.62 | 12.02 | 168 |
| UND ERDEN (OHNE VERARBEITUNG VON ASBEST) | | | | | | | | | | |
| 22.74 | 23.74 | 22.88 | 21.02 | 15.27 | 15.63 | 24.39 | 14.90 | 23.15 | 15.79 | 169 |
| 23.49 | 25.19 | 23.45 | 22.07 | 15.80 | 16.23 | 24.68 | 15.63 | 24.29 | 16.52 | 170 |
| 22.31 | 23.43 | 23.05 | 20.82 | 14.64 | 15.09 | 24.62 | 14.44 | 22.67 | 14.93 | 171 |
| 21.42 | 20.87 | 20.11 | 18.29 | 13.08 | 13.94 | 20.89 | 14.12 | 20.60 | 14.58 | 172 |
| 22.76 | 23.91 | 22.99 | 21.05 | 15.34 | 15.76 | 24.45 | 15.02 | 23.25 | 15.89 | 173 |
| 23.49 | 25.19 | 23.46 | 22.07 | 15.83 | 16.27 | 24.68 | 15.65 | 24.29 | 16.55 | 174 |
| 22.33 | 23.47 | 23.09 | 20.82 | 14.71 | 15.22 | 24.70 | 14.54 | 22.76 | 15.04 | 175 |
| 21.37 | 21.51 | 20.53 | 19.40 | 13.21 | 14.51 | 21.07 | 14.50 | 20.87 | 14.92 | 176 |
| 21.59 | 17.59 | 18.10 | (17.43) | 13.35 | 13.57 | (17.80) | 12.63 | 18.55 | 13.52 | 177 |
| / | (23.26) | / | / | 14.00 | 14.76 | / | (14.47) | 22.03 | 14.71 | 178 |
| 20.55 | 19.83 | 19.21 | / | 13.47 | 13.55 | (17.46) | 12.71 | 18.71 | 13.45 | 179 |
| 21.74 | 16.80 | 17.71 | (17.43) | 12.30 | 12.42 | (18.16) | 11.60 | 18.21 | 12.64 | 180 |
| STAHLVERFORMUNG, OBERFLAECHEVEREDLUNG, HAERTUNG) | | | | | | | | | | |
| 25.34 | 24.31 | 24.60 | 25.47 | 14.13 | 15.24 | 23.89 | 14.09 | 25.02 | 14.87 | 181 |
| 26.47 | 25.58 | 25.75 | 26.19 | 14.55 | 16.25 | 24.37 | 14.62 | 26.08 | 15.37 | 182 |
| 24.62 | 23.56 | 23.28 | 23.41 | 13.53 | 14.26 | 23.26 | 13.17 | 23.54 | 14.18 | 183 |
| 22.96 | 21.86 | 19.76 | 19.96 | 12.07 | 14.25 | (22.59) | 13.28 | 21.61 | 13.35 | 184 |
| 25.44 | 24.47 | 24.76 | 25.54 | 14.22 | 15.34 | 24.05 | 14.20 | 25.14 | 14.96 | 185 |
| 26.49 | 25.60 | 25.77 | 26.21 | 14.58 | 16.27 | 24.38 | 14.69 | 26.11 | 15.40 | 186 |
| 24.71 | 23.63 | 23.33 | 23.51 | 13.66 | 14.34 | 23.58 | 13.30 | 23.66 | 14.22 | 187 |
| 23.28 | 22.43 | 21.00 | 21.04 | 12.31 | 14.37 | (23.19) | 13.45 | 22.24 | 13.54 | 188 |
| 21.26 | 18.65 | 18.06 | 17.52 | 12.50 | 13.62 | (18.55) | 12.17 | 18.59 | 13.98 | 189 |
| 23.64 | 21.17 | (21.28) | (19.52) | 13.47 | (15.08) | / | (12.83) | 20.76 | 14.62 | 190 |
| 21.31 | 19.73 | (18.47) | 17.03 | 12.33 | 12.99 | (18.55) | (12.18) | 18.80 | 13.91 | 191 |
| 20.57 | 17.75 | 17.37 | 15.98 | (10.78) | 13.73 | / | / | 17.63 | 12.50 | 192 |
| SCHAFFENDE INDUSTRIE | | | | | | | | | | |
| . | 24.91 | 25.35 | 25.48 | 13.48 | 15.97 | / | / | 25.41 | 15.15 | 193 |
| . | 25.89 | 26.03 | 26.19 | 13.85 | 16.97 | / | / | 26.25 | 15.48 | 194 |
| . | 23.98 | 22.47 | 23.37 | 12.19 | 15.23 | / | / | 23.73 | 14.41 | 195 |
| . | 22.46 | 20.11 | 19.97 | / | 14.32 | / | / | 22.01 | 14.07 | 196 |
| . | 25.00 | 25.43 | 25.55 | 13.57 | 16.12 | / | / | 25.49 | 15.25 | 197 |
| . | 25.92 | 26.06 | 26.22 | 13.90 | 17.00 | / | / | 26.27 | 15.53 | 198 |
| . | 24.05 | 22.51 | 23.48 | 12.21 | 15.37 | / | / | 23.81 | 14.44 | 199 |
| . | 22.80 | 20.92 | 21.06 | / | 14.43 | / | / | 22.55 | 14.34 | 200 |
| . | 19.19 | (17.99) | 17.51 | 12.11 | 13.87 | / | / | 18.40 | 14.36 | 201 |
| . | 21.02 | (20.29) | (19.52) | 12.30 | / | / | / | 20.32 | 14.73 | 202 |
| . | 18.96 | / | (16.97) | 12.10 | (13.57) | / | / | 17.87 | 14.34 | 203 |
| . | 18.33 | (16.55) | (15.98) | / | 13.82 | / | / | 17.36 | 13.15 | 204 |
| TEMPERIESSEREI | | | | | | | | | | |
| 25.24 | 23.59 | 25.13 | 24.77 | 15.09 | 14.60 | 23.88 | 14.35 | 24.11 | 14.86 | 205 |
| 26.61 | 24.86 | 26.31 | 26.22 | 15.68 | 15.24 | 24.22 | 14.94 | 25.35 | 15.50 | 206 |
| 23.83 | 22.97 | 24.29 | 22.92 | 14.44 | 13.65 | 23.15 | 13.44 | 23.46 | 14.13 | 207 |
| (21.88) | 22.54 | 17.92 | 20.39 | 13.28 | / | / | 13.43 | 22.25 | 13.26 | 208 |
| 25.25 | 23.78 | 25.29 | 24.79 | 15.13 | 14.61 | 23.91 | 14.43 | 24.25 | 14.91 | 209 |
| 26.61 | 24.87 | 26.31 | 26.22 | 15.68 | 15.23 | 24.22 | 14.97 | 25.37 | 15.52 | 210 |
| 23.84 | 23.08 | 24.36 | 22.95 | 14.49 | 13.68 | 23.22 | 13.62 | 23.58 | 14.19 | 211 |
| (21.88) | 22.98 | (19.40) | 20.68 | 13.42 | / | / | 13.45 | 22.66 | 13.34 | 212 |
| / | 18.83 | (17.79) | (18.77) | 13.94 | (14.05) | / | 12.76 | 20.12 | 13.78 | 213 |
| / | (22.62) | / | / | (15.41) | (15.34) | / | (14.08) | 22.98 | 14.88 | 214 |
| / | 19.08 | / | / | 13.47 | (12.67) | / | (12.18) | 20.85 | 13.44 | 215 |
| / | 18.57 | (16.63) | / | / | / | / | / | 18.55 | (12.06) | 216 |

4 DURCHSCHNITTliche BRUTTOSTUNDENVERDIENSTE DER ARBEITER
OKTOBER

| LAUF- FENDE NUMMER | GESCHLECHT LEISTUNGS- GRUPPE | BADEN- WÜRTTEM- BERG | BAYERN | BERLIN | | | BRANDEN- BURG | BREMEN | HAMBURG | HESSEN | MECKLEN- BURG- VORPOMMERN |
|-------------------------------|------------------------------------|----------------------------|---------|-----------|---------|---------|------------------|---------|---------|---------|---------------------------------|
| | | | | INSGESAMT | (WEST) | (OST) | | | | | |
| ZIEHEREIEN, | | | | | | | | | | | |
| 217 | ZUSAMMEN | 26.61 | 21.34 | - | . | / | 14.76 | . | / | 21.93 | . |
| 218 | 1 | 28.51 | 23.04 | - | . | / | 14.60 | . | / | 24.63 | . |
| 219 | 2 | 25.86 | 20.74 | - | . | / | 15.56 | . | / | 21.33 | . |
| 220 | 3 | 23.22 | 18.43 | - | . | / | (12.72) | . | / | 20.04 | . |
| 221 | MAENNLICH | 26.83 | 21.93 | - | . | / | 14.82 | . | / | 22.96 | . |
| 222 | 1 | 28.55 | 23.06 | - | . | / | 14.60 | . | / | 24.66 | . |
| 223 | 2 | 25.88 | 21.66 | - | . | / | 15.65 | . | / | 22.35 | . |
| 224 | 3 | 23.91 | 18.66 | - | . | / | (12.89) | . | / | 21.90 | . |
| 225 | WEIBLICH | 20.21 | 16.57 | - | . | / | (13.48) | . | / | 16.62 | . |
| 226 | 1 | / | / | - | . | / | / | . | / | / | . |
| 227 | 2 | / | 16.33 | - | . | / | / | . | / | 15.97 | . |
| 228 | 3 | 19.49 | / | - | . | / | / | . | / | 17.44 | . |
| NE-METALLERZEUGUNG, NE-METALL | | | | | | | | | | | |
| 229 | ZUSAMMEN | 25.64 | 25.12 | - | 23.97 | 14.25 | 15.25 | . | . | 23.42 | . |
| 230 | 1 | 27.60 | 26.87 | - | 24.73 | 15.52 | 16.00 | . | . | 25.07 | . |
| 231 | 2 | 23.57 | 24.11 | - | 23.93 | 13.10 | (12.92) | . | . | 22.75 | . |
| 232 | 3 | 21.43 | 24.81 | - | 18.02 | (11.20) | / | . | . | 20.14 | . |
| 233 | MAENNLICH | 26.24 | 25.96 | - | 24.48 | 14.70 | 15.48 | . | . | 23.72 | . |
| 234 | 1 | 27.66 | 26.94 | - | 24.78 | 15.55 | 16.06 | . | . | 25.07 | . |
| 235 | 2 | 23.93 | 24.89 | - | 24.52 | 13.46 | (13.17) | . | . | 22.99 | . |
| 236 | 3 | 22.91 | 27.70 | - | (19.41) | (11.83) | / | . | . | 20.50 | . |
| 237 | WEIBLICH | 19.77 | 19.05 | - | 18.14 | 12.05 | (13.62) | . | . | 20.34 | . |
| 238 | 1 | 23.53 | 21.72 | - | / | / | / | . | . | / | . |
| 239 | 2 | 20.86 | 19.57 | - | 19.23 | (12.44) | / | . | . | 20.34 | . |
| 240 | 3 | 18.50 | 17.70 | - | 16.57 | / | / | . | . | 19.51 | . |
| DARUNTER: NE- | | | | | | | | | | | |
| 241 | ZUSAMMEN | 24.21 | 23.86 | - | 22.38 | . | . | . | . | 21.95 | . |
| 242 | 1 | 26.38 | 26.27 | - | 23.54 | . | . | . | . | 23.47 | . |
| 243 | 2 | 22.72 | 23.22 | - | 21.23 | . | . | . | . | 21.41 | . |
| 244 | 3 | 20.17 | 17.00 | - | 17.48 | . | . | . | . | 19.88 | . |
| 245 | MAENNLICH | 24.90 | 24.80 | - | 23.16 | . | . | . | . | 22.22 | . |
| 246 | 1 | 26.43 | 26.31 | - | 23.61 | . | . | . | . | 23.50 | . |
| 247 | 2 | 23.06 | 23.78 | - | 22.09 | . | . | . | . | 21.51 | . |
| 248 | 3 | 21.52 | 18.33 | - | (20.18) | . | . | . | . | 20.26 | . |
| 249 | WEIBLICH | 19.12 | 18.03 | - | 17.78 | . | . | . | . | 19.10 | . |
| 250 | 1 | 22.89 | (20.44) | - | / | . | . | . | . | / | . |
| 251 | 2 | 20.58 | 19.65 | - | 18.74 | . | . | . | . | / | . |
| 252 | 3 | 18.07 | 16.40 | - | 16.57 | . | . | . | . | 19.33 | . |
| MINERALÖL | | | | | | | | | | | |
| 253 | ZUSAMMEN | 33.02 | 33.50 | - | / | / | . | . | 32.18 | 22.84 | / |
| 254 | 1 | 34.95 | 33.57 | - | / | / | . | . | 33.03 | (27.79) | / |
| 255 | 2 | 24.65 | 33.50 | - | / | / | . | . | 27.58 | (22.30) | / |
| 256 | 3 | (18.90) | / | - | / | / | . | . | (24.44) | (19.66) | / |
| 257 | MAENNLICH | 33.15 | 33.54 | - | / | / | . | . | 32.41 | 23.73 | / |
| 258 | 1 | 34.99 | 33.57 | - | / | / | . | . | 33.04 | (27.79) | / |
| 259 | 2 | 24.88 | 33.53 | - | / | / | . | . | 27.93 | (22.30) | / |
| 260 | 3 | (18.90) | / | - | / | / | . | . | (28.36) | (20.46) | / |
| 261 | WEIBLICH | (21.72) | / | - | / | / | . | . | 24.75 | (18.55) | / |
| 262 | 1 | / | / | - | / | / | . | . | / | / | / |
| 263 | 2 | / | / | - | / | / | . | . | (24.66) | / | / |
| 264 | 3 | / | / | - | / | / | . | . | (22.16) | (18.55) | / |
| CHEMISCHE INDUSTRIE (OHNE | | | | | | | | | | | |
| 265 | ZUSAMMEN | 24.35 | 23.66 | - | . | 13.29 | 14.60 | 22.33 | 25.05 | 26.71 | 14.43 |
| 266 | 1 | 27.40 | 27.03 | - | . | 14.00 | 15.80 | 24.68 | 27.69 | 29.44 | 14.96 |
| 267 | 2 | 23.12 | 21.79 | - | . | 12.48 | 14.04 | 23.29 | 23.65 | 24.46 | 12.63 |
| 268 | 3 | 18.85 | 18.12 | - | . | 13.62 | 12.65 | 20.92 | 21.81 | 19.69 | / |
| 269 | MAENNLICH | 25.95 | 25.03 | - | . | 13.55 | 14.78 | 23.27 | 25.82 | 27.99 | 14.55 |
| 270 | 1 | 27.51 | 27.18 | - | . | 14.14 | 15.84 | 24.86 | 27.92 | 29.63 | 14.97 |
| 271 | 2 | 24.49 | 22.65 | - | . | 12.72 | 14.13 | 23.55 | 24.03 | 25.32 | 12.81 |
| 272 | 3 | 20.74 | 20.05 | - | . | / | 12.66 | 21.80 | 19.82 | 22.27 | / |
| 273 | WEIBLICH | 19.17 | 18.18 | - | . | 13.02 | 13.83 | 20.15 | 22.98 | 20.86 | (12.30) |
| 274 | 1 | 23.77 | 20.88 | - | . | 13.66 | 15.45 | / | 22.93 | 25.28 | / |
| 275 | 2 | 19.48 | 18.69 | - | . | 12.28 | 13.70 | (18.92) | 23.01 | 21.58 | / |
| 276 | 3 | 18.24 | 17.43 | - | . | 13.71 | 12.64 | 20.24 | 22.93 | 18.78 | / |
| HERSTELLUNG VON | | | | | | | | | | | |
| 277 | ZUSAMMEN | 26.38 | 25.19 | - | . | / | . | / | / | . | / |
| 278 | 1 | 28.14 | 26.77 | - | . | / | . | / | / | . | / |
| 279 | 2 | 26.31 | 25.23 | - | . | / | . | / | / | . | / |
| 280 | 3 | 23.22 | 24.22 | - | . | / | . | / | / | . | / |
| 281 | MAENNLICH | 26.85 | 25.69 | - | . | / | . | / | / | . | / |
| 282 | 1 | 28.14 | 26.82 | - | . | / | . | / | / | . | / |
| 283 | 2 | 26.65 | 25.52 | - | . | / | . | / | / | . | / |
| 284 | 3 | 24.50 | 25.05 | - | . | / | . | / | / | . | / |
| 285 | WEIBLICH | 20.72 | 19.16 | - | . | / | . | / | / | . | / |
| 286 | 1 | / | (23.24) | - | . | / | . | / | / | . | / |
| 287 | 2 | 21.21 | 21.02 | - | . | / | . | / | / | . | / |
| 288 | 3 | 20.21 | 18.20 | - | . | / | . | / | / | . | / |

NACH WIRTSCHAFTSZWEIG, GESCHLECHT UND LEISTUNGSGRUPPE IN DM
1993

| NIEDER- SACHSEN | NORDRHEIN- WESTFALEN | RHEINLAND- PFALZ | SAARLAND | SACHSEN | SACHSEN- ANHALT | SCHLESWIG- HOLSTEIN | THUR- RINGEN | FRUEHERES BUNDES- GEBIET | NEUE LAENDER U. BERLIN-OST | LAUFENDE NUMMER |
|-----------------------------------|-------------------------|---------------------|----------|---------|--------------------|------------------------|-----------------|--------------------------------|----------------------------------|--------------------|
| KALTWALZWERKE | | | | | | | | | | |
| 23.25 | 23.08 | 22.54 | 25.93 | 12.75 | 14.90 | 24.32 | 12.83 | 23.34 | 14.06 | 217 |
| 23.32 | 24.30 | 23.28 | 25.74 | 13.59 | 16.34 | 26.91 | 13.30 | 24.64 | 14.55 | 218 |
| 23.26 | 23.05 | 22.66 | 26.34 | 12.55 | 14.24 | 23.60 | (11.87) | 23.14 | 13.94 | 219 |
| 23.12 | 21.11 | 20.06 | (18.30) | 10.97 | / | (23.92) | / | 21.30 | 11.41 | 220 |
| 23.35 | 23.27 | 22.77 | 25.95 | 12.90 | 15.04 | 24.73 | 13.30 | 23.58 | 14.23 | 221 |
| 23.34 | 24.30 | 23.29 | 25.74 | 13.59 | 16.39 | 26.91 | 13.67 | 24.66 | 14.61 | 222 |
| 23.35 | 23.09 | 22.71 | 26.36 | 12.75 | 14.36 | 24.04 | (11.87) | 23.30 | 14.11 | 223 |
| 23.36 | 21.68 | 21.40 | / | 11.05 | / | (24.55) | / | 21.91 | 11.58 | 224 |
| 22.09 | 19.35 | 18.21 | / | 11.63 | (13.12) | (18.92) | (10.26) | 19.14 | 12.19 | 225 |
| / | (21.68) | / | / | (13.57) | / | / | / | 21.49 | 13.34 | 226 |
| 22.05 | 21.37 | (19.50) | / | (11.34) | (12.88) | (19.02) | / | 19.46 | 12.16 | 227 |
| 22.20 | 18.45 | 17.92 | / | (10.69) | / | / | / | 18.82 | (10.99) | 228 |
| HALBZEUGWERKE, NE-METALLGIESSEREI | | | | | | | | | | |
| 26.08 | 24.21 | 24.93 | 21.11 | 14.61 | 15.05 | 24.08 | 13.27 | 24.98 | 14.82 | 229 |
| 26.71 | 26.00 | 26.72 | 25.43 | 15.41 | 15.45 | 25.61 | 13.37 | 26.76 | 15.38 | 230 |
| 25.98 | 24.13 | 22.17 | (20.33) | 13.47 | 14.56 | 23.29 | 13.21 | 24.33 | 14.13 | 231 |
| 20.70 | 21.52 | 19.17 | 17.31 | 13.23 | (13.02) | 19.90 | / | 22.05 | 12.63 | 232 |
| 26.25 | 24.61 | 25.32 | 22.69 | 14.76 | 15.17 | 24.45 | 13.34 | 25.48 | 14.96 | 233 |
| 26.74 | 26.05 | 26.72 | 25.43 | 15.47 | 15.48 | 25.61 | 13.44 | 26.81 | 15.42 | 234 |
| 26.17 | 24.27 | 22.30 | (20.33) | 13.64 | 14.73 | 23.31 | 13.21 | 24.68 | 14.30 | 235 |
| 21.15 | 22.43 | 19.46 | (18.57) | 13.75 | / | (19.40) | / | 23.39 | 13.22 | 236 |
| 20.92 | 19.26 | 19.32 | 16.40 | 13.07 | 13.96 | 20.69 | / | 19.38 | 13.50 | 237 |
| (21.12) | 21.59 | / | / | 14.41 | 14.81 | / | / | 22.44 | 14.57 | 238 |
| 21.91 | 20.20 | 20.71 | / | 12.36 | 13.68 | (22.98) | / | 20.12 | 13.22 | 239 |
| 18.59 | 18.86 | 18.75 | 16.40 | / | / | 20.08 | / | 18.58 | (10.95) | 240 |
| METALLGIESSEREI | | | | | | | | | | |
| . | 22.26 | 24.22 | 22.55 | 12.75 | 14.01 | 23.37 | 13.27 | 23.34 | 13.47 | 241 |
| . | 24.13 | 26.33 | 25.43 | 13.58 | 14.49 | 24.51 | 13.37 | 25.57 | 14.16 | 242 |
| . | 22.71 | 21.78 | (20.33) | 11.99 | 13.38 | 22.38 | 13.21 | 22.69 | 12.79 | 243 |
| . | 19.67 | 19.49 | 17.92 | (10.64) | / | 19.68 | / | 19.52 | 11.11 | 244 |
| . | 22.75 | 24.77 | 23.34 | 12.85 | 14.10 | 23.67 | 13.34 | 23.96 | 13.60 | 245 |
| . | 24.21 | 26.35 | 25.43 | 13.56 | 14.54 | 24.51 | 13.44 | 25.63 | 14.19 | 246 |
| . | 22.80 | 21.97 | (20.33) | 12.18 | 13.46 | 22.38 | 13.21 | 22.95 | 12.92 | 247 |
| . | 20.35 | (18.85) | (18.33) | (10.64) | / | (19.79) | / | 20.55 | (11.26) | 248 |
| . | 18.67 | 20.21 | 17.62 | (10.67) | 12.93 | (19.62) | / | 18.72 | 12.06 | 249 |
| . | 20.78 | / | / | / | / | / | / | 21.53 | (13.15) | 250 |
| . | 19.90 | 20.71 | / | (9.60) | (12.91) | / | / | 20.02 | 11.97 | 251 |
| . | 18.37 | 19.78 | 17.62 | / | / | (19.62) | / | 18.01 | (10.72) | 252 |
| VERARBEITUNG | | | | | | | | | | |
| 29.24 | 32.28 | 27.53 | . | 14.79 | 14.96 | 32.77 | / | 31.97 | 15.31 | 253 |
| 30.83 | 33.48 | 28.64 | . | 15.06 | 15.35 | 33.43 | / | 33.17 | 15.61 | 254 |
| 25.50 | 25.45 | 23.62 | . | 13.97 | 14.08 | 26.30 | / | 27.76 | 14.18 | 255 |
| 23.27 | 20.06 | / | . | (11.32) | (11.23) | / | / | 21.02 | 11.29 | 256 |
| 29.31 | 32.45 | 27.88 | . | 15.03 | 15.12 | 32.80 | / | 32.14 | 15.49 | 257 |
| 30.83 | 33.54 | 28.66 | . | 15.10 | 15.41 | 33.45 | / | 33.21 | 15.68 | 258 |
| 25.50 | 25.74 | 24.47 | . | 14.74 | 14.02 | 26.30 | / | 28.04 | 14.32 | 259 |
| (24.36) | 20.15 | / | . | / | / | / | / | 21.36 | / | 260 |
| / | 24.02 | (20.29) | . | 14.17 | 14.37 | / | / | 23.12 | 14.67 | 261 |
| / | (27.81) | / | . | 14.90 | 14.98 | / | / | 27.98 | 15.24 | 262 |
| / | 22.23 | (20.00) | . | 13.95 | 14.17 | / | / | 22.37 | 13.93 | 263 |
| / | (19.35) | / | . | (11.40) | (11.03) | / | / | 19.93 | (11.25) | 264 |
| HERSTELLUNG VON CHEMIEFASERN) | | | | | | | | | | |
| 23.96 | 26.97 | 27.60 | 21.23 | 12.92 | 14.28 | 23.90 | 13.10 | 25.94 | 13.92 | 265 |
| 27.61 | 29.27 | 29.47 | 25.92 | 13.60 | 14.79 | 28.18 | 14.04 | 28.72 | 14.58 | 266 |
| 22.11 | 26.12 | 26.05 | 20.19 | 12.36 | 13.89 | 22.66 | 12.26 | 24.57 | 13.37 | 267 |
| 20.28 | 21.17 | 20.38 | 15.81 | 12.32 | 11.51 | 19.82 | 11.88 | 19.97 | 11.99 | 268 |
| 24.96 | 27.68 | 28.32 | 22.97 | 13.26 | 14.54 | 26.03 | 13.47 | 27.07 | 14.23 | 269 |
| 27.77 | 29.44 | 29.62 | 26.14 | 13.70 | 14.86 | 28.39 | 14.24 | 28.89 | 14.67 | 270 |
| 22.78 | 26.61 | 26.74 | 21.28 | 12.62 | 13.99 | 24.26 | 12.64 | 25.44 | 13.59 | 271 |
| 20.87 | 22.45 | 22.77 | 15.61 | 12.73 | 11.67 | 22.02 | 11.79 | 21.79 | 12.26 | 272 |
| 19.34 | 20.43 | 20.54 | 18.98 | 12.26 | 13.62 | 18.59 | 12.53 | 19.84 | 13.17 | 273 |
| 21.48 | 22.70 | 24.33 | (23.86) | 13.05 | 14.44 | 22.09 | 13.59 | 23.50 | 14.14 | 274 |
| 18.03 | 20.95 | 20.75 | 19.28 | 12.06 | 13.74 | 18.69 | 11.83 | 20.23 | 13.02 | 275 |
| 19.88 | 19.47 | 18.35 | 15.92 | 12.01 | 11.47 | 18.31 | 11.98 | 18.77 | 11.84 | 276 |
| CHEMIEFASERN | | | | | | | | | | |
| . | / | / | / | . | / | . | . | 25.59 | 13.89 | 277 |
| . | / | / | / | . | / | . | . | 27.20 | 14.58 | 278 |
| . | / | / | / | . | / | . | . | 25.70 | 13.57 | 279 |
| . | / | / | / | . | / | . | . | 24.40 | 12.84 | 280 |
| . | / | / | / | . | / | . | . | 26.03 | 14.16 | 281 |
| . | / | / | / | . | / | . | . | 27.25 | 14.63 | 282 |
| . | / | / | / | . | / | . | . | 26.01 | 13.69 | 283 |
| . | / | / | / | . | / | . | . | 25.13 | 12.72 | 284 |
| . | / | / | / | . | / | . | . | 20.19 | 13.43 | 285 |
| . | / | / | / | . | / | . | . | (23.28) | 14.26 | 286 |
| . | / | / | / | . | / | . | . | 21.15 | 13.43 | 287 |
| . | / | / | / | . | / | . | . | 19.49 | 12.90 | 288 |

4 DURCHSCHNITTliche BRUTTOSTUNDENVERDIENSTE DER ARBEITER
OKTOBER

| LAUFENDE NUMMER | GESCHLECHT LEISTUNGS- GRUPPE | BADEN- WÜRTTEMBERG | BAYERN | BERLIN | | | BRANDEN- BURG | BREMEN | HAMBURG | HESSEN | MECKLEN- BURG- VORPOMMERN |
|-------------------------------|------------------------------------|-----------------------|---------|-----------|---------|-------|------------------|---------|---------|---------|---------------------------------|
| | | | | INSGESAMT | (WEST) | (OST) | | | | | |
| HOLZBE | | | | | | | | | | | |
| 289 | ZUSAMMEN | 20.52 | 20.10 | - | . | / | 13.13 | 21.80 | . | 21.36 | 13.33 |
| 290 | 1 | 23.13 | 22.06 | - | . | / | 13.73 | 22.66 | . | 22.80 | 13.86 |
| 291 | 2 | 20.31 | 20.43 | - | . | / | 12.10 | 20.64 | . | 20.95 | 11.53 |
| 292 | 3 | 18.14 | 17.27 | - | . | / | (10.90) | 20.50 | . | 19.00 | / |
| 293 | MAENNLICH | 20.83 | 20.34 | - | . | / | 13.37 | 21.85 | . | 21.50 | 13.50 |
| 294 | 1 | 23.13 | 22.08 | - | . | / | 13.97 | 22.66 | . | 22.85 | 13.93 |
| 295 | 2 | 20.44 | 20.58 | - | . | / | 12.13 | 20.68 | . | 20.98 | 11.58 |
| 296 | 3 | 18.42 | 17.60 | - | . | / | (10.90) | 20.53 | . | 19.02 | / |
| 297 | WEIBLICH | 17.23 | 16.56 | - | . | / | 11.19 | (20.08) | . | 19.07 | 12.27 |
| 298 | 1 | / | 21.28 | - | . | / | (10.82) | / | . | (17.92) | 13.11 |
| 299 | 2 | 16.78 | 16.90 | - | . | / | (11.97) | / | . | 20.12 | 11.42 |
| 300 | 3 | 17.27 | 15.45 | - | . | / | / | / | . | 18.90 | / |
| DAVON: SAEGE-, HOBEL-, HOLZ | | | | | | | | | | | |
| 301 | ZUSAMMEN | 19.77 | 18.55 | - | . | / | 13.13 | 21.80 | . | 21.36 | 12.52 |
| 302 | 1 | 22.34 | 20.81 | - | . | / | 13.73 | 22.66 | . | 22.80 | 13.06 |
| 303 | 2 | 19.72 | 18.68 | - | . | / | 12.10 | 20.64 | . | 20.95 | 11.28 |
| 304 | 3 | 17.75 | 16.75 | - | . | / | (10.90) | 20.50 | . | 19.00 | / |
| 305 | MAENNLICH | 20.06 | 18.80 | - | . | / | 13.37 | 21.85 | . | 21.50 | 12.52 |
| 306 | 1 | 22.34 | 20.82 | - | . | / | 13.97 | 22.66 | . | 22.85 | 13.04 |
| 307 | 2 | 19.85 | 18.83 | - | . | / | 12.13 | 20.68 | . | 20.98 | 11.16 |
| 308 | 3 | 17.93 | 17.06 | - | . | / | (10.90) | 20.53 | . | 19.02 | / |
| 309 | WEIBLICH | 17.13 | 15.29 | - | . | / | 11.19 | (20.08) | . | 19.07 | (12.53) |
| 310 | 1 | / | / | - | . | / | (10.82) | / | . | (17.92) | / |
| 311 | 2 | 16.46 | 16.36 | - | . | / | (11.97) | / | . | 20.12 | / |
| 312 | 3 | 17.21 | 14.54 | - | . | / | / | / | . | 18.90 | / |
| SPERRHOLZ-, HOLZFASERPLATTEN- | | | | | | | | | | | |
| 313 | ZUSAMMEN | 24.78 | 22.50 | - | . | / | / | / | / | / | . |
| 314 | 1 | 25.48 | 23.50 | - | . | / | / | / | / | / | . |
| 315 | 2 | 24.13 | 22.48 | - | . | / | / | / | / | / | . |
| 316 | 3 | 23.76 | 19.69 | - | . | / | / | / | / | / | . |
| 317 | MAENNLICH | 24.87 | 22.73 | - | . | / | / | / | / | / | . |
| 318 | 1 | 25.49 | 23.61 | - | . | / | / | / | / | / | . |
| 319 | 2 | 24.19 | 22.54 | - | . | / | / | / | / | / | . |
| 320 | 3 | 24.16 | 20.56 | - | . | / | / | / | / | / | . |
| 321 | WEIBLICH | (20.02) | 18.87 | - | . | / | / | / | / | / | . |
| 322 | 1 | / | 21.50 | - | . | / | / | / | / | / | . |
| 323 | 2 | / | (19.10) | - | . | / | / | / | / | / | . |
| 324 | 3 | / | 17.35 | - | . | / | / | / | / | / | . |
| ZELLSTOFF-, HOLZSCHLIFF-, | | | | | | | | | | | |
| 325 | ZUSAMMEN | 25.73 | 25.36 | - | . | / | . | / | . | 22.11 | . |
| 326 | 1 | 27.01 | 26.41 | - | . | / | . | / | . | 23.55 | . |
| 327 | 2 | 25.16 | 24.58 | - | . | / | . | / | . | 21.01 | . |
| 328 | 3 | 22.76 | 20.91 | - | . | / | . | / | . | 21.07 | . |
| 329 | MAENNLICH | 25.99 | 25.59 | - | . | / | . | / | . | 22.76 | . |
| 330 | 1 | 27.03 | 26.43 | - | . | / | . | / | . | 23.66 | . |
| 331 | 2 | 25.32 | 24.79 | - | . | / | . | / | . | 22.00 | . |
| 332 | 3 | 23.86 | 22.40 | - | . | / | . | / | . | 21.80 | . |
| 333 | WEIBLICH | 18.80 | 19.13 | - | . | / | . | / | . | 16.95 | . |
| 334 | 1 | (22.61) | / | - | . | / | . | / | . | (20.46) | . |
| 335 | 2 | 19.38 | 19.50 | - | . | / | . | / | . | 15.78 | . |
| 336 | 3 | 18.23 | 18.36 | - | . | / | . | / | . | (18.23) | . |
| GUMMIVERARBEITUNG, | | | | | | | | | | | |
| 337 | ZUSAMMEN | 23.82 | 21.91 | - | 20.03 | . | 13.35 | . | . | 23.60 | / |
| 338 | 1 | 27.00 | 24.55 | - | (24.23) | . | 14.90 | . | . | 25.21 | / |
| 339 | 2 | 23.49 | 21.80 | - | 19.39 | . | 13.18 | . | . | 24.25 | / |
| 340 | 3 | 20.87 | 20.02 | - | (17.09) | . | 12.09 | . | . | 21.39 | / |
| 341 | MAENNLICH | 24.80 | 23.34 | - | 20.76 | . | 13.50 | . | . | 24.21 | / |
| 342 | 1 | 27.08 | 24.67 | - | (24.23) | . | 14.92 | . | . | 25.21 | / |
| 343 | 2 | 24.07 | 23.08 | - | 19.73 | . | 13.27 | . | . | 24.54 | / |
| 344 | 3 | 22.36 | 21.89 | - | / | . | 12.16 | . | . | 22.43 | / |
| 345 | WEIBLICH | 19.28 | 18.25 | - | (17.01) | . | 12.49 | . | . | 19.52 | / |
| 346 | 1 | 23.34 | (19.88) | - | / | . | / | . | . | (25.26) | / |
| 347 | 2 | 19.23 | 18.42 | - | (17.13) | . | 12.70 | . | . | 20.10 | / |
| 348 | 3 | 19.09 | 18.00 | - | (16.90) | . | (11.91) | . | . | 19.25 | / |
| INVESTITIONS | | | | | | | | | | | |
| 349 | ZUSAMMEN | 25.98 | 23.88 | - | 24.68 | 16.42 | 14.96 | 27.60 | 28.74 | 25.68 | 16.54 |
| 350 | 1 | 28.48 | 25.82 | - | 26.98 | 17.12 | 15.85 | 28.32 | 29.83 | 27.40 | 16.92 |
| 351 | 2 | 23.79 | 21.75 | - | 21.86 | 14.90 | 14.07 | 24.89 | 23.72 | 24.95 | 15.20 |
| 352 | 3 | 20.85 | 19.61 | - | 20.16 | 13.95 | 12.78 | 20.43 | 20.85 | 19.52 | 13.78 |
| 353 | MAENNLICH | 27.25 | 24.98 | - | 25.89 | 16.69 | 15.26 | 27.93 | 29.16 | 26.63 | 16.66 |
| 354 | 1 | 28.56 | 25.93 | - | 27.13 | 17.23 | 15.92 | 28.34 | 29.92 | 27.47 | 16.97 |
| 355 | 2 | 24.80 | 23.05 | - | 22.56 | 15.14 | 14.48 | 25.37 | 24.43 | 25.84 | 15.36 |
| 356 | 3 | 22.33 | 21.27 | - | 20.57 | 14.51 | 12.82 | 22.17 | 21.59 | 20.81 | 14.49 |
| 357 | WEIBLICH | 20.59 | 19.69 | - | 20.48 | 14.09 | 12.47 | 22.33 | 21.69 | 20.24 | 14.52 |
| 358 | 1 | 24.43 | 22.04 | - | 23.19 | 14.92 | 13.74 | 25.78 | 24.71 | 23.97 | 15.38 |
| 359 | 2 | 20.79 | 19.79 | - | 20.38 | 13.86 | 11.93 | 22.95 | 20.67 | 21.24 | 14.10 |
| 360 | 3 | 20.09 | 18.68 | - | 20.04 | 13.37 | 12.72 | 19.98 | 20.23 | 18.79 | 11.92 |

NACH WIRTSCHAFTSZWEIG, GESCHLECHT UND LEISTUNGSGRUPPE IN DM
1993

| NIEDER- SACHSEN | NORDRHEIN- WESTFALEN | RHEINLAND- PFALZ | SAARLAND | SACHSEN | SACHSEN- ANHALT | SCHLESWIG- HOLSTEIN | THUE- RINGEN | FRUEHERES BUNDES- GEBIET | NEUE LAENDER U. BERLIN-OST | LAUFENDE NUMMER |
|-------------------------------|-------------------------|---------------------|----------|---------|--------------------|------------------------|-----------------|--------------------------------|----------------------------------|--------------------|
| ARBEITUNG | | | | | | | | | | |
| 20.53 | 22.36 | 21.71 | 22.68 | 11.49 | 11.71 | 19.36 | 12.62 | 21.19 | 12.65 | 289 |
| 23.35 | 23.95 | 23.42 | 24.02 | 12.23 | 11.58 | 21.05 | 12.46 | 23.26 | 13.20 | 290 |
| 18.69 | 21.55 | 20.20 | 20.99 | 10.63 | 11.91 | 19.40 | 13.18 | 20.57 | 12.10 | 291 |
| 18.22 | 19.58 | 19.29 | 19.49 | 10.09 | / | 17.94 | 11.19 | 18.41 | 10.68 | 292 |
| 20.96 | 22.58 | 21.71 | 22.92 | 11.54 | 11.80 | 19.39 | 12.86 | 21.43 | 12.80 | 293 |
| 23.35 | 23.98 | 23.42 | 24.02 | 12.24 | 11.60 | 21.16 | 12.61 | 23.29 | 13.30 | 294 |
| 19.24 | 21.74 | 20.17 | 20.97 | 10.63 | 11.98 | 19.41 | 13.33 | 20.75 | 12.18 | 295 |
| 18.40 | 19.87 | 19.14 | 19.77 | (10.06) | / | 17.84 | (11.07) | 18.63 | 10.51 | 296 |
| 15.74 | 19.11 | (21.99) | (18.87) | (10.41) | / | (18.65) | 11.36 | 17.70 | 11.48 | 297 |
| / | 20.68 | / | / | / | / | / | (10.78) | 20.67 | 11.80 | 298 |
| 14.19 | 19.44 | (21.47) | / | / | / | / | (11.96) | 17.69 | 11.56 | 299 |
| 17.51 | 18.33 | (22.48) | (18.71) | / | / | / | 11.27 | 17.39 | 10.94 | 300 |
| IMPRAEGNIER- UND FURNIERWERKE | | | | | | | | | | |
| 19.24 | 19.71 | 20.10 | 22.68 | 11.49 | 11.71 | 19.30 | 12.28 | 19.84 | 12.34 | 301 |
| 20.96 | 21.07 | 22.16 | 24.02 | 12.23 | 11.58 | 20.82 | 12.06 | 21.90 | 12.83 | 302 |
| 18.34 | 19.18 | 18.57 | 20.99 | 10.63 | 11.91 | 19.45 | 12.75 | 19.30 | 11.86 | 303 |
| 18.27 | 17.33 | 16.68 | 19.49 | 10.09 | / | 17.78 | / | 17.64 | 10.40 | 304 |
| 19.32 | 19.75 | 20.11 | 22.92 | 11.54 | 11.80 | 19.33 | 12.44 | 20.00 | 12.46 | 305 |
| 20.96 | 21.10 | 22.16 | 24.02 | 12.24 | 11.60 | 20.97 | 12.20 | 21.92 | 12.94 | 306 |
| 18.34 | 19.07 | 18.59 | 20.97 | 10.63 | 11.98 | 19.46 | 12.90 | 19.35 | 11.90 | 307 |
| 18.53 | 17.40 | 16.68 | 19.77 | (10.06) | / | 17.80 | / | 17.80 | 10.37 | 308 |
| (14.45) | 19.10 | / | (18.87) | (10.41) | / | / | (10.83) | 17.27 | 11.09 | 309 |
| / | (18.14) | / | / | / | / | / | (10.78) | 18.57 | 11.16 | 310 |
| / | 20.49 | / | / | / | / | / | (10.97) | 18.22 | 11.39 | 311 |
| (14.45) | 16.66 | / | (18.71) | / | / | / | / | 16.79 | (10.47) | 312 |
| UND HOLZSPANPLATTENWERKE | | | | | | | | | | |
| . | 23.79 | 24.53 | . | / | / | 19.79 | . | 23.16 | 13.70 | 313 |
| . | 25.51 | 25.43 | . | / | / | (21.75) | . | 24.97 | 14.43 | 314 |
| . | 22.67 | 23.64 | . | / | / | (18.38) | . | 22.11 | 13.02 | 315 |
| . | 21.46 | 23.12 | . | / | / | (18.58) | . | 20.70 | 11.33 | 316 |
| . | 24.14 | 24.55 | . | / | / | 19.88 | . | 23.54 | 14.16 | 317 |
| . | 25.54 | 25.44 | . | / | / | (21.75) | . | 25.01 | 14.59 | 318 |
| . | 23.02 | 23.58 | . | / | / | / | . | 22.51 | 13.49 | 319 |
| . | 22.36 | 23.20 | . | / | / | (18.08) | . | 21.40 | (11.30) | 320 |
| . | 19.11 | (23.69) | . | / | / | / | . | 18.21 | 11.99 | 321 |
| . | (22.32) | / | . | / | / | / | . | 21.76 | (13.04) | 322 |
| . | 18.98 | / | . | / | / | / | . | 17.32 | 11.77 | 323 |
| . | 18.87 | (22.48) | . | / | / | / | . | 18.53 | 11.34 | 324 |
| PAPIER- UND PAPPEERZEUGUNG | | | | | | | | | | |
| 25.10 | 24.44 | 23.93 | / | 13.48 | / | 24.86 | 14.71 | 24.94 | 14.05 | 325 |
| 26.05 | 25.97 | 25.57 | / | 14.32 | / | 26.33 | 15.42 | 26.26 | 14.90 | 326 |
| 23.18 | 24.07 | 24.06 | / | 12.76 | / | 23.50 | 13.65 | 24.25 | 13.24 | 327 |
| 20.78 | 21.22 | 20.92 | / | 10.97 | / | 22.53 | / | 21.58 | 10.95 | 328 |
| 25.36 | 24.75 | 24.28 | / | 13.76 | / | 25.08 | 14.81 | 25.23 | 14.29 | 329 |
| 26.07 | 25.99 | 25.59 | / | 14.36 | / | 26.36 | 15.43 | 26.28 | 14.92 | 330 |
| 23.38 | 24.16 | 24.12 | / | 12.92 | / | 23.87 | 13.66 | 24.45 | 13.39 | 331 |
| 22.89 | 22.59 | 21.86 | / | 11.49 | / | 22.75 | / | 22.82 | 11.38 | 332 |
| 18.25 | 17.54 | 18.14 | / | 12.19 | / | 18.12 | 13.85 | 18.18 | 12.83 | 333 |
| / | / | / | / | 13.80 | / | / | (15.35) | 21.10 | 14.61 | 334 |
| 19.24 | 18.55 | (19.55) | / | 12.25 | / | (18.10) | (13.60) | 18.55 | 12.75 | 335 |
| 17.65 | 17.23 | 17.82 | / | 10.67 | / | / | / | 17.74 | 10.69 | 336 |
| VERARBEITUNG VON ASBEST | | | | | | | | | | |
| 22.57 | 23.13 | 24.36 | 23.93 | 12.92 | 12.57 | 21.76 | 12.58 | 23.33 | 13.01 | 337 |
| 25.00 | 25.50 | 25.75 | 26.50 | 13.95 | 12.77 | 24.43 | 14.10 | 25.63 | 14.19 | 338 |
| 22.05 | 23.14 | 24.36 | 24.24 | 12.47 | 12.76 | 21.75 | 12.18 | 23.37 | 12.72 | 339 |
| 21.89 | 21.38 | 22.71 | 21.28 | (12.24) | (9.53) | 18.48 | 11.47 | 21.31 | 11.71 | 340 |
| 23.43 | 23.95 | 24.50 | 24.54 | 13.27 | 13.03 | 22.64 | 13.32 | 24.14 | 13.46 | 341 |
| 25.06 | 25.72 | 25.76 | 26.52 | 14.02 | 12.65 | 24.91 | 14.23 | 25.74 | 14.26 | 342 |
| 22.18 | 23.42 | 24.43 | 24.28 | 12.78 | 13.40 | 22.03 | 12.76 | 23.79 | 13.09 | 343 |
| 23.70 | 22.70 | 23.07 | 22.19 | / | / | 16.98 | (11.80) | 22.71 | 11.96 | 344 |
| 19.09 | 18.74 | 20.43 | 20.24 | 11.90 | 11.51 | 19.15 | 11.23 | 19.13 | 11.76 | 345 |
| (21.98) | 17.84 | / | / | / | / | (18.86) | (11.65) | 20.58 | 13.01 | 346 |
| 19.66 | 19.32 | 20.97 | (22.24) | 11.76 | 11.56 | 19.86 | 11.04 | 19.35 | 11.70 | 347 |
| 18.97 | 18.69 | 20.06 | 20.13 | (12.33) | / | 18.87 | 11.42 | 18.99 | 11.62 | 348 |
| GUETERINDUSTRIE | | | | | | | | | | |
| 27.25 | 24.22 | 24.74 | 25.79 | 15.00 | 15.22 | 23.69 | 14.60 | 25.20 | 15.26 | 349 |
| 27.82 | 26.59 | 26.60 | 26.98 | 15.72 | 15.92 | 25.43 | 15.65 | 27.22 | 16.03 | 350 |
| 27.39 | 22.96 | 24.26 | 25.33 | 13.98 | 13.86 | 21.08 | 13.53 | 23.87 | 14.03 | 351 |
| 19.70 | 20.03 | 20.91 | 21.08 | 12.08 | 13.01 | 18.96 | 12.07 | 20.25 | 12.49 | 352 |
| 27.98 | 25.13 | 25.55 | 26.54 | 15.28 | 15.37 | 24.55 | 15.12 | 26.22 | 15.54 | 353 |
| 27.90 | 26.63 | 26.63 | 27.07 | 15.78 | 15.95 | 25.52 | 15.75 | 27.30 | 16.09 | 354 |
| 28.27 | 23.31 | 24.72 | 25.90 | 14.34 | 13.99 | 21.71 | 14.00 | 24.81 | 14.36 | 355 |
| 20.74 | 21.36 | 22.43 | 23.56 | 12.48 | 13.23 | 20.07 | 12.39 | 21.64 | 12.87 | 356 |
| 22.42 | 19.34 | 20.06 | 20.35 | 12.83 | 13.60 | 19.21 | 12.54 | 20.18 | 13.03 | 357 |
| 23.63 | 23.12 | 24.78 | 21.80 | 14.48 | 15.08 | 21.85 | 13.66 | 23.39 | 14.55 | 358 |
| 23.34 | 20.04 | 20.29 | 20.79 | 12.62 | 13.25 | 19.52 | 12.59 | 20.68 | 12.80 | 359 |
| 19.27 | 18.97 | 19.70 | 19.94 | 11.55 | 12.58 | 18.46 | 11.90 | 19.39 | 12.04 | 360 |

4 DURCHSCHNITTLLICHE BRUTTOSTUNDENVERDIENSTE DER ARBEITER
OKTOBER

| LAUFENDE NUMMER | GESCHLECHT LEISTUNGS- GRUPPE | BADEN- WÜRTTEMBERG | BAYERN | BERLIN | | | BRANDEN- BURG | BREMEN | HAMBURG | HESSEN | MECKLEN- BURG- VORPOMMERN |
|------------------------------------|------------------------------------|-----------------------|---------|-----------|---------|---------|------------------|---------|---------|---------|---------------------------------|
| | | | | INSGESAMT | (WEST) | (OST) | | | | | |
| STAHL-, LEICHTMETALL- UND SCHIENEN | | | | | | | | | | | |
| 361 | ZUSAMMEN | 25.71 | 24.14 | - | 25.99 | 17.30 | 16.30 | 25.09 | 24.72 | 24.72 | 14.32 |
| 362 | 1 | 27.50 | 24.95 | - | 27.07 | 18.02 | 17.21 | 25.25 | 25.16 | 26.21 | 14.57 |
| 363 | 2 | 22.62 | 21.84 | - | 20.86 | 16.10 | 15.89 | 23.77 | 23.66 | 21.72 | 13.96 |
| 364 | 3 | 20.83 | 19.26 | - | (17.01) | 15.33 | 12.69 | / | 21.21 | 19.82 | (11.09) |
| 365 | MAENNLICH | 25.90 | 24.23 | - | 26.10 | 17.41 | 16.38 | 25.14 | 24.74 | 24.89 | 14.33 |
| 366 | 1 | 27.52 | 24.96 | - | 27.10 | 18.04 | 17.23 | 25.28 | 25.16 | 26.22 | 14.57 |
| 367 | 2 | 22.69 | 21.99 | - | 20.98 | 16.21 | 15.93 | 23.90 | 23.70 | 21.65 | 13.98 |
| 368 | 3 | 21.37 | 19.42 | - | (17.01) | 15.76 | 12.76 | / | (21.34) | 17.99 | / |
| 369 | WEIBLICH | 19.29 | 19.52 | - | 20.08 | 15.54 | 13.30 | (21.54) | / | 22.11 | / |
| 370 | 1 | (21.79) | (22.04) | - | (22.34) | 17.26 | (13.95) | (21.79) | / | (23.78) | / |
| 371 | 2 | 19.37 | 19.72 | - | (19.47) | 15.21 | (14.04) | / | / | 22.26 | / |
| 372 | 3 | 18.99 | 18.14 | - | / | 14.53 | (12.30) | / | / | 21.56 | / |
| MASCHINENBAU, | | | | | | | | | | | |
| 373 | ZUSAMMEN | 25.53 | 24.81 | - | 27.12 | 17.46 | 14.59 | 25.57 | 29.24 | 25.18 | 14.88 |
| 374 | 1 | 27.07 | 25.90 | - | 28.50 | 17.70 | 15.44 | 26.08 | 30.03 | 26.17 | 15.57 |
| 375 | 2 | 22.89 | 21.64 | - | 22.99 | 15.60 | 13.13 | 23.43 | 23.51 | 23.05 | 13.08 |
| 376 | 3 | 20.86 | 20.42 | - | 19.04 | 15.12 | 11.84 | 23.85 | 20.04 | 18.36 | 12.32 |
| 377 | MAENNLICH | 26.13 | 25.16 | - | 27.62 | 17.56 | 14.70 | 25.63 | 29.36 | 25.49 | 14.95 |
| 378 | 1 | 27.13 | 25.94 | - | 28.53 | 17.77 | 15.46 | 26.09 | 30.05 | 26.20 | 15.59 |
| 379 | 2 | 23.41 | 22.32 | - | 23.35 | 15.81 | 13.22 | 23.61 | 23.64 | 23.31 | 13.12 |
| 380 | 3 | 21.93 | 19.06 | - | 18.99 | 15.25 | 11.93 | 23.94 | 20.80 | 19.95 | (12.68) |
| 381 | WEIBLICH | 20.57 | 19.86 | - | 20.78 | 14.10 | 12.34 | 20.77 | 24.97 | 19.10 | 12.52 |
| 382 | 1 | 22.98 | 21.63 | - | 25.06 | 14.44 | (13.87) | / | 28.85 | 22.78 | (13.46) |
| 383 | 2 | 20.52 | 18.96 | - | 21.45 | (13.17) | 12.05 | (20.14) | 22.61 | 20.70 | (12.45) |
| 384 | 3 | 20.19 | 21.65 | - | 19.06 | / | 11.57 | / | (17.03) | 16.80 | / |
| STRASSENFAHRZEUGBAU; REPARATUR | | | | | | | | | | | |
| 385 | ZUSAMMEN | 29.95 | 25.65 | - | . | 16.89 | 14.94 | . | . | 29.14 | 14.91 |
| 386 | 1 | 31.62 | 26.96 | - | . | 17.24 | 15.85 | . | . | 30.48 | 15.20 |
| 387 | 2 | 28.27 | 24.01 | - | . | 16.57 | 14.52 | . | . | 28.89 | 14.38 |
| 388 | 3 | 23.17 | 23.59 | - | . | 15.58 | 13.68 | . | . | 20.58 | / |
| 389 | MAENNLICH | 30.48 | 26.09 | - | . | 17.01 | 15.02 | . | . | 29.76 | 14.96 |
| 390 | 1 | 31.67 | 27.03 | - | . | 17.25 | 15.88 | . | . | 30.55 | 15.26 |
| 391 | 2 | 28.43 | 24.50 | - | . | 16.57 | 14.57 | . | . | 29.28 | 14.40 |
| 392 | 3 | 24.47 | 24.81 | - | . | 15.82 | 13.49 | . | . | 21.02 | / |
| 393 | WEIBLICH | 24.39 | 22.36 | - | . | (15.08) | 14.11 | . | . | 23.19 | 13.83 |
| 394 | 1 | 28.35 | 23.74 | - | . | / | (14.72) | . | . | 27.15 | 14.30 |
| 395 | 2 | 27.23 | 22.27 | - | . | / | 13.88 | . | . | 25.16 | / |
| 396 | 3 | 21.52 | 21.86 | - | . | (15.08) | 14.14 | . | . | 20.34 | / |
| DARUNTER: HERSTELLUNG VON KRAFT | | | | | | | | | | | |
| 397 | ZUSAMMEN | 31.94 | 26.70 | - | . | / | . | . | / | 30.96 | . |
| 398 | 1 | 32.68 | 27.43 | - | . | / | . | . | / | 31.66 | . |
| 399 | 2 | 29.99 | 25.13 | - | . | / | . | . | / | 27.82 | . |
| 400 | 3 | 25.71 | 26.00 | - | . | / | . | . | / | 25.86 | . |
| 401 | MAENNLICH | 32.12 | 26.89 | - | . | / | . | . | / | 31.20 | . |
| 402 | 1 | 32.72 | 27.51 | - | . | / | . | . | / | 31.75 | . |
| 403 | 2 | 30.12 | 25.35 | - | . | / | . | . | / | 28.13 | . |
| 404 | 3 | 26.35 | 26.31 | - | . | / | . | . | / | 27.85 | . |
| 405 | WEIBLICH | 28.75 | 24.20 | - | . | / | . | . | / | 26.80 | . |
| 406 | 1 | 29.65 | 24.44 | - | . | / | . | . | / | 28.30 | . |
| 407 | 2 | 29.34 | 23.87 | - | . | / | . | . | / | 26.18 | . |
| 408 | 3 | 24.77 | 25.30 | - | . | / | . | . | / | 24.15 | . |
| SCHIFF | | | | | | | | | | | |
| 409 | ZUSAMMEN | 24.41 | 22.53 | - | . | 14.87 | 14.97 | 26.94 | 34.42 | . | 18.12 |
| 410 | 1 | 25.40 | 24.49 | - | . | 15.13 | 15.28 | 27.15 | 34.61 | . | 18.14 |
| 411 | 2 | (17.87) | 22.18 | - | . | (13.20) | 13.61 | 23.48 | 21.68 | . | 18.14 |
| 412 | 3 | / | 18.44 | - | . | / | / | (19.12) | / | . | 16.23 |
| 413 | MAENNLICH | 24.55 | 22.68 | - | . | 14.89 | 15.04 | 26.97 | 34.44 | . | 18.25 |
| 414 | 1 | 25.40 | 24.49 | - | . | 15.13 | 15.30 | 27.17 | 34.63 | . | 18.22 |
| 415 | 2 | (17.83) | 22.18 | - | . | (13.20) | 13.63 | 23.50 | 21.68 | . | 18.68 |
| 416 | 3 | / | 18.57 | - | . | / | / | (19.67) | / | . | 17.21 |
| 417 | WEIBLICH | / | / | - | . | / | / | 23.90 | / | . | 15.68 |
| 418 | 1 | / | / | - | . | / | / | (25.12) | / | . | 16.09 |
| 419 | 2 | / | / | - | . | / | / | / | / | . | 15.45 |
| 420 | 3 | / | / | - | . | / | / | / | / | . | (13.11) |
| LUFT- UND RAUM | | | | | | | | | | | |
| 421 | ZUSAMMEN | 26.18 | 27.44 | - | / | / | . | . | . | 27.76 | / |
| 422 | 1 | 27.82 | 28.05 | - | / | / | . | . | . | 28.26 | / |
| 423 | 2 | 21.19 | 22.44 | - | / | / | . | . | . | 20.79 | / |
| 424 | 3 | 21.33 | (17.98) | - | / | / | . | . | . | / | / |
| 425 | MAENNLICH | 27.57 | 27.83 | - | / | / | . | . | . | 27.96 | / |
| 426 | 1 | 28.04 | 28.18 | - | / | / | . | . | . | 28.35 | / |
| 427 | 2 | 22.04 | 23.17 | - | / | / | . | . | . | 20.63 | / |
| 428 | 3 | / | / | - | / | / | . | . | . | / | / |
| 429 | WEIBLICH | 21.42 | 21.94 | - | / | / | . | . | . | 23.84 | / |
| 430 | 1 | 23.42 | 23.32 | - | / | / | . | . | . | 25.57 | / |
| 431 | 2 | 20.81 | 21.30 | - | / | / | . | . | . | (21.21) | / |
| 432 | 3 | 21.46 | (17.85) | - | / | / | . | . | . | / | / |

NACH WIRTSCHAFTSZWEIG, GESCHLECHT UND LEISTUNGSGRUPPE IN DM
1993

| NIEDER- SACHSEN | NORDRHEIN- WESTFALEN | RHEINLAND- PFALZ | SAARLAND | SACHSEN | SACHSEN- ANHALT | SCHLESWIG- HOLSTEIN | THUE- RINGEN | FRUEHERES BUNDES- GEBIET | NEUE LAENDER U. BERLIN-OST | LAUFENDE NUMMER |
|-------------------------------------|-------------------------|---------------------|----------|---------|--------------------|------------------------|-----------------|--------------------------------|----------------------------------|--------------------|
| FAHRZEUGBAU (OHNE LOKOMOTIVBAU) | | | | | | | | | | |
| 25.10 | 25.68 | 23.02 | 24.14 | 15.71 | 15.83 | 24.70 | 14.76 | 25.16 | 15.92 | 361 |
| 26.19 | 27.14 | 25.01 | 25.19 | 16.05 | 16.32 | 25.12 | 15.29 | 26.41 | 16.37 | 362 |
| 21.25 | 22.63 | 20.66 | 20.08 | 14.79 | 14.98 | 22.77 | 14.00 | 22.19 | 15.11 | 363 |
| 17.89 | 20.67 | 18.37 | 18.93 | 14.26 | 13.51 | 21.65 | 12.15 | 20.18 | 13.70 | 364 |
| 25.19 | 25.79 | 23.19 | 24.24 | 15.78 | 15.89 | 24.73 | 14.76 | 25.27 | 15.99 | 365 |
| 26.21 | 27.15 | 25.01 | 25.21 | 16.07 | 16.34 | 25.15 | 15.26 | 26.42 | 16.39 | 366 |
| 21.28 | 22.74 | 20.66 | 20.15 | 14.89 | 15.01 | 22.81 | 14.01 | 22.29 | 15.18 | 367 |
| 17.90 | 20.89 | 18.98 | 19.41 | 14.51 | 13.53 | 21.65 | 12.15 | 20.40 | 13.77 | 368 |
| 20.97 | 19.32 | 16.73 | 18.02 | 14.62 | 15.06 | (21.76) | 14.81 | 19.97 | 14.87 | 369 |
| (21.56) | 22.87 | / | / | 15.37 | 15.97 | (22.13) | 16.09 | 22.36 | 15.80 | 370 |
| 20.93 | 18.66 | / | (18.62) | 14.25 | 14.75 | / | 13.86 | 20.14 | 14.53 | 371 |
| / | 19.10 | 16.36 | (15.93) | 13.03 | 13.45 | / | / | 19.09 | 13.46 | 372 |
| LOKOMOTIVBAU | | | | | | | | | | |
| 23.94 | 25.22 | 25.32 | 25.13 | 14.89 | 15.16 | 25.14 | 16.04 | 25.26 | 15.24 | 373 |
| 25.70 | 26.54 | 26.62 | 26.24 | 15.51 | 15.95 | 26.25 | 16.85 | 26.59 | 15.95 | 374 |
| 20.09 | 22.49 | 23.67 | 21.98 | 13.76 | 12.80 | 21.19 | 14.59 | 22.35 | 13.64 | 375 |
| 19.40 | 20.42 | 21.53 | 20.11 | 12.37 | 10.75 | 20.29 | 10.63 | 20.52 | 12.15 | 376 |
| 24.07 | 25.64 | 25.63 | 25.58 | 15.10 | 15.27 | 25.40 | 16.29 | 25.67 | 15.41 | 377 |
| 25.72 | 26.56 | 26.66 | 26.27 | 15.55 | 15.98 | 26.28 | 16.89 | 26.62 | 15.99 | 378 |
| 20.05 | 22.77 | 23.87 | 22.84 | 13.96 | 12.87 | 21.20 | 14.86 | 22.72 | 13.77 | 379 |
| 19.93 | 22.06 | 22.47 | 20.32 | 12.98 | (10.81) | 20.95 | (10.50) | 21.61 | 12.62 | 380 |
| 20.56 | 19.25 | 20.53 | 19.64 | 12.60 | 12.69 | 21.19 | 13.31 | 20.09 | 12.78 | 381 |
| 22.58 | 23.20 | 20.55 | 22.48 | 14.07 | 14.27 | 24.08 | 14.57 | 23.03 | 14.16 | 382 |
| 20.55 | 19.33 | 21.39 | 19.09 | 12.66 | 12.31 | 21.17 | 13.54 | 20.06 | 12.81 | 383 |
| 18.36 | 18.87 | 19.93 | 19.92 | 11.50 | (10.61) | 18.89 | (10.74) | 19.59 | 11.99 | 384 |
| VON KRAFTFAHRZEUGEN USW. | | | | | | | | | | |
| . | 27.70 | 27.55 | 28.61 | 15.48 | 13.86 | 22.66 | 14.09 | 28.71 | 14.91 | 385 |
| . | 29.96 | 28.83 | 29.92 | 16.23 | 14.37 | 23.83 | 14.63 | 30.11 | 15.62 | 386 |
| . | 26.36 | 27.76 | 28.38 | 13.81 | 13.34 | 21.87 | 13.38 | 28.01 | 13.90 | 387 |
| . | 21.49 | 23.71 | 22.84 | 12.53 | 12.80 | 20.51 | 13.36 | 22.44 | 13.49 | 388 |
| . | 28.27 | 28.15 | 29.26 | 15.59 | 14.03 | 23.21 | 14.22 | 29.23 | 15.03 | 389 |
| . | 30.01 | 28.88 | 29.97 | 16.27 | 14.37 | 23.86 | 14.66 | 30.17 | 15.64 | 390 |
| . | 26.66 | 27.96 | 28.64 | 13.91 | 13.64 | 22.67 | 13.50 | 28.44 | 14.03 | 391 |
| . | 22.29 | 25.56 | 26.70 | 12.59 | 12.36 | 19.35 | 13.73 | 23.69 | 13.52 | 392 |
| . | 21.70 | 22.13 | 23.08 | 14.05 | 12.83 | 20.50 | 12.43 | 23.77 | 13.52 | 393 |
| . | 26.69 | 24.83 | 26.01 | 15.31 | / | (21.21) | 13.34 | 26.45 | 14.82 | 394 |
| . | 23.05 | 23.59 | 25.15 | 13.11 | 12.43 | 19.52 | 11.67 | 25.20 | 12.86 | 395 |
| . | 20.35 | 21.58 | 21.74 | (12.36) | 13.27 | 21.03 | 12.49 | 21.04 | 13.44 | 396 |
| FAHRZEUGEN UND KRAFTFAHRZEUGMOTOREN | | | | | | | | | | |
| . | 31.55 | 30.51 | . | 17.14 | / | / | 14.05 | 30.78 | 16.07 | 397 |
| . | 32.67 | 31.26 | . | 17.35 | / | / | 14.48 | 31.58 | 17.08 | 398 |
| . | 29.32 | 30.79 | . | 15.34 | / | / | 13.43 | 29.81 | 14.57 | 399 |
| . | 25.44 | 28.76 | . | / | / | / | / | 26.64 | 13.15 | 400 |
| . | 31.70 | 30.67 | . | 17.23 | / | / | 14.20 | 31.00 | 16.22 | 401 |
| . | 32.74 | 31.26 | . | 17.40 | / | / | 14.63 | 31.64 | 17.15 | 402 |
| . | 29.46 | 30.84 | . | 15.60 | / | / | 13.59 | 30.09 | 14.68 | 403 |
| . | 26.67 | 29.11 | . | / | / | / | / | 27.27 | 13.10 | 404 |
| . | 27.47 | 27.74 | . | 15.62 | / | / | (12.47) | 27.57 | 14.36 | 405 |
| . | 28.57 | / | . | 16.33 | / | / | (12.87) | 27.86 | 15.74 | 406 |
| . | 27.49 | 28.01 | . | 14.04 | / | / | (12.00) | 27.79 | 13.61 | 407 |
| . | 23.55 | 27.61 | . | / | / | / | / | 25.35 | 13.30 | 408 |
| BAU | | | | | | | | | | |
| 24.94 | 23.38 | 22.82 | / | . | 16.29 | 25.95 | / | 28.05 | 17.87 | 409 |
| 25.35 | 23.89 | 23.36 | / | . | 16.34 | 26.09 | / | 28.47 | 17.91 | 410 |
| 22.26 | 21.87 | (19.50) | / | . | / | 21.71 | / | 22.28 | 17.79 | 411 |
| (18.59) | / | / | / | . | / | 20.24 | / | 19.29 | 16.01 | 412 |
| 24.94 | 23.40 | 22.82 | / | . | 16.30 | 25.98 | / | 28.07 | 17.99 | 413 |
| 25.36 | 23.89 | 23.36 | / | . | 16.35 | 26.09 | / | 28.48 | 17.97 | 414 |
| 22.27 | 21.92 | (19.50) | / | . | / | 21.91 | / | 22.32 | 18.24 | 415 |
| / | / | / | / | . | / | 20.63 | / | 19.55 | 17.21 | 416 |
| / | / | / | / | . | / | (22.09) | / | 23.39 | 15.60 | 417 |
| / | / | / | / | . | / | (24.69) | / | 26.04 | 16.06 | 418 |
| / | / | / | / | . | / | / | / | (20.14) | 15.39 | 419 |
| / | / | / | / | . | / | / | / | (17.77) | (12.95) | 420 |
| FAHRZEUGBAU | | | | | | | | | | |
| 27.06 | 25.94 | 26.76 | / | / | / | . | / | 27.53 | / | 421 |
| 27.54 | 26.47 | 27.83 | / | / | / | . | / | 28.10 | / | 422 |
| 23.79 | (20.27) | 22.01 | / | / | / | . | / | 22.51 | / | 423 |
| (20.89) | / | / | / | / | / | . | / | 20.32 | / | 424 |
| 27.26 | 26.07 | 27.39 | / | / | / | . | / | 27.89 | / | 425 |
| 27.59 | 26.49 | 27.94 | / | / | / | . | / | 28.20 | / | 426 |
| 24.17 | (20.63) | 21.64 | / | / | / | . | / | 23.19 | / | 427 |
| / | / | / | / | / | / | . | / | 18.65 | / | 428 |
| 23.03 | / | 22.88 | / | / | / | . | / | 22.42 | / | 429 |
| 24.89 | / | (25.30) | / | / | / | . | / | 24.31 | / | 430 |
| 22.23 | / | 22.21 | / | / | / | . | / | 21.44 | / | 431 |
| (20.89) | / | / | / | / | / | . | / | 20.73 | / | 432 |

4 DURCHSCHNITTliche BRUTTOSTUNDENVERDIENSTE DER ARBEITER
OKTOBER

| LAUF- FENDE NUMMER | GESCHLECHT LEISTUNGS- GRUPPE | BADEN- WÜRTTEM- BERG | BAYERN | BERLIN | | | BRANDEN- BURG | BREMEN | HAMBURG | HESSEN | MECKLEN- BURG- VORPOMMERN |
|---------------------------------------|------------------------------------|----------------------------|--------|-----------|---------|---------|------------------|---------|---------|---------|---------------------------------|
| | | | | INSGESAMT | (WEST) | (OST) | | | | | |
| ELEKTROTECHNIK; REPARATUR VON ELEK | | | | | | | | | | | |
| 433 | ZUSAMMEN | 24.36 | 22.38 | - | 23.27 | 15.12 | 14.30 | 24.66 | 24.97 | 23.39 | 15.37 |
| 434 | 1 | 27.79 | 25.03 | - | 25.63 | 16.09 | 15.33 | 26.47 | 25.83 | 26.44 | 15.60 |
| 435 | 2 | 21.86 | 20.73 | - | 21.20 | 13.21 | 12.37 | 21.72 | 23.34 | 21.71 | 14.74 |
| 436 | 3 | 20.69 | 18.55 | - | 20.72 | 12.67 | 12.83 | 19.89 | 21.72 | 19.69 | 13.12 |
| 437 | MAENNLICH | 26.58 | 24.40 | - | 24.62 | 15.47 | 15.09 | 25.71 | 25.76 | 25.29 | 15.52 |
| 438 | 1 | 27.91 | 25.23 | - | 25.81 | 16.26 | 15.48 | 26.53 | 26.00 | 26.57 | 15.65 |
| 439 | 2 | 23.44 | 22.78 | - | 21.89 | 13.07 | 13.63 | 22.28 | 24.78 | 23.06 | 15.11 |
| 440 | 3 | 22.47 | 20.88 | - | 21.78 | 12.13 | 12.77 | (21.41) | 24.34 | 22.23 | (13.22) |
| 441 | WEIBLICH | 20.31 | 19.22 | - | 20.56 | 13.68 | 12.12 | 20.36 | 20.95 | 19.34 | 13.90 |
| 442 | 1 | 23.75 | 21.01 | - | 22.69 | 14.48 | 13.52 | 23.77 | 21.30 | 22.89 | 14.55 |
| 443 | 2 | 19.97 | 19.44 | - | 20.09 | 13.51 | 11.35 | 20.63 | 20.87 | 19.85 | 13.55 |
| 444 | 3 | 20.25 | 18.11 | - | 20.47 | 12.90 | 12.85 | 19.76 | 20.92 | 18.70 | / |
| FEINMECHANIK, OPTIK, | | | | | | | | | | | |
| 445 | ZUSAMMEN | 22.79 | 21.55 | - | 20.58 | . | 12.53 | 21.66 | 22.37 | 22.82 | / |
| 446 | 1 | 25.89 | 23.84 | - | 23.34 | . | 14.14 | 23.27 | 25.85 | 25.61 | / |
| 447 | 2 | 20.64 | 19.93 | - | 19.36 | . | 11.67 | 19.21 | 19.41 | 21.43 | / |
| 448 | 3 | 20.18 | 18.82 | - | 17.19 | . | 12.18 | (13.86) | 19.81 | 18.40 | / |
| 449 | MAENNLICH | 24.76 | 23.19 | - | 22.41 | . | 13.35 | 23.16 | 23.96 | 24.56 | / |
| 450 | 1 | 26.18 | 24.05 | - | 23.99 | . | 14.38 | 23.63 | 26.57 | 25.92 | / |
| 451 | 2 | 22.47 | 21.31 | - | 20.13 | . | 12.34 | (20.40) | 20.22 | 22.64 | / |
| 452 | 3 | 19.96 | 20.01 | - | 18.52 | . | (12.13) | / | 20.24 | 19.23 | / |
| 453 | WEIBLICH | 19.95 | 19.32 | - | 17.59 | . | 11.59 | 17.74 | 19.25 | 20.07 | / |
| 454 | 1 | 22.73 | 21.84 | - | (18.17) | . | (13.03) | (20.70) | 21.07 | 21.74 | / |
| 455 | 2 | 18.82 | 19.19 | - | 18.40 | . | 11.28 | (18.34) | 18.57 | 20.52 | / |
| 456 | 3 | 20.22 | 18.57 | - | 16.81 | . | (12.24) | (12.36) | (19.33) | 18.14 | / |
| HERSTELLUNG VON EBM-WAREN, STAHLVER | | | | | | | | | | | |
| 457 | ZUSAMMEN | 22.60 | 21.32 | - | 22.82 | 15.44 | 14.95 | 22.49 | 22.59 | 22.81 | 13.01 |
| 458 | 1 | 25.48 | 23.57 | - | 26.05 | 15.83 | 16.01 | 24.12 | 23.73 | 24.96 | 13.45 |
| 459 | 2 | 21.66 | 20.44 | - | 20.52 | 14.94 | 13.58 | 21.99 | 21.83 | 22.03 | 12.68 |
| 460 | 3 | 19.62 | 18.39 | - | 17.41 | (14.49) | 11.56 | 20.96 | 20.82 | 18.86 | (11.56) |
| 461 | MAENNLICH | 23.79 | 22.23 | - | 24.31 | 15.82 | 15.34 | 23.22 | 23.11 | 23.46 | 13.12 |
| 462 | 1 | 25.54 | 23.62 | - | 26.37 | 15.90 | 16.09 | 24.12 | 23.77 | 25.04 | 13.42 |
| 463 | 2 | 22.59 | 21.28 | - | 21.01 | 15.73 | 13.89 | 22.68 | 22.17 | 22.34 | 12.68 |
| 464 | 3 | 20.85 | 19.60 | - | 17.29 | (15.22) | (12.05) | (20.95) | 22.59 | 19.65 | / |
| 465 | WEIBLICH | 18.58 | 18.14 | - | 19.24 | 12.71 | 12.22 | 20.33 | 19.81 | 19.17 | 12.40 |
| 466 | 1 | 22.40 | 21.45 | - | 21.28 | (14.56) | 13.94 | (24.01) | / | 20.93 | / |
| 467 | 2 | 18.22 | 18.52 | - | 19.95 | 11.96 | 12.18 | 19.13 | 20.02 | 20.40 | 12.68 |
| 468 | 3 | 18.54 | 17.04 | - | 17.47 | / | 11.34 | 20.96 | 19.48 | 18.03 | (10.77) |
| HERSTELLUNG VON BUEROMASCHINEN, DATEN | | | | | | | | | | | |
| 469 | ZUSAMMEN | 24.40 | 23.34 | - | 24.88 | . | . | . | . | 21.04 | / |
| 470 | 1 | 27.40 | 26.35 | - | 27.79 | . | . | . | . | 24.20 | / |
| 471 | 2 | 21.24 | 20.65 | - | 22.67 | . | . | . | . | 19.54 | / |
| 472 | 3 | 19.51 | 19.27 | - | 19.09 | . | . | . | . | 18.82 | / |
| 473 | MAENNLICH | 26.08 | 25.28 | - | 25.38 | . | . | . | . | 23.06 | / |
| 474 | 1 | 27.41 | 26.61 | - | 26.92 | . | . | . | . | 25.04 | / |
| 475 | 2 | 21.98 | 21.33 | - | 23.14 | . | . | . | . | 21.44 | / |
| 476 | 3 | 20.23 | 19.90 | - | (19.62) | . | . | . | . | (18.68) | / |
| 477 | WEIBLICH | 21.28 | 20.40 | - | 24.04 | . | . | . | . | 17.42 | / |
| 478 | 1 | 27.33 | 23.64 | - | 31.48 | . | . | . | . | (16.39) | / |
| 479 | 2 | 20.57 | 20.32 | - | 22.27 | . | . | . | . | 15.61 | / |
| 480 | 3 | 19.34 | 19.15 | - | (18.80) | . | . | . | . | 18.85 | / |
| VERBRAUCHSGUE | | | | | | | | | | | |
| 481 | ZUSAMMEN | 21.54 | 20.09 | - | 23.31 | 16.27 | 13.14 | 21.95 | 23.93 | 21.71 | 14.68 |
| 482 | 1 | 24.94 | 23.65 | - | 27.68 | 18.22 | 14.09 | 26.72 | 28.32 | 24.94 | 16.29 |
| 483 | 2 | 20.07 | 18.91 | - | 21.19 | 14.14 | 12.43 | 20.55 | 21.16 | 20.09 | 13.70 |
| 484 | 3 | 18.59 | 17.12 | - | 18.84 | 13.96 | 12.47 | 16.12 | 17.44 | 17.92 | 12.39 |
| 485 | MAENNLICH | 23.74 | 22.19 | - | 25.10 | 17.78 | 14.14 | 24.05 | 26.55 | 23.54 | 15.20 |
| 486 | 1 | 25.70 | 24.22 | - | 29.08 | 18.97 | 14.82 | 27.43 | 28.95 | 25.56 | 16.53 |
| 487 | 2 | 22.13 | 20.85 | - | 22.26 | 15.21 | 13.48 | 21.68 | 23.40 | 21.91 | 13.86 |
| 488 | 3 | 20.65 | 18.83 | - | 20.88 | 15.73 | 12.83 | 18.79 | 19.67 | 19.59 | 12.74 |
| 489 | WEIBLICH | 17.69 | 16.74 | - | 17.40 | 13.52 | 11.48 | 17.65 | 18.99 | 17.01 | 13.57 |
| 490 | 1 | 19.86 | 19.22 | - | 19.04 | 14.85 | 11.27 | 22.34 | 24.54 | 19.25 | 15.03 |
| 491 | 2 | 17.37 | 16.69 | - | 17.52 | 13.36 | 11.40 | 18.67 | 18.59 | 16.69 | 13.47 |
| 492 | 3 | 17.32 | 16.12 | - | 16.18 | 11.80 | 12.10 | 14.12 | 16.31 | 16.53 | 12.05 |
| FEIN | | | | | | | | | | | |
| 493 | ZUSAMMEN | 20.66 | 18.14 | - | . | / | . | . | . | 18.27 | . |
| 494 | 1 | 24.33 | 20.81 | - | . | / | . | . | . | 21.63 | . |
| 495 | 2 | 21.25 | 18.82 | - | . | / | . | . | . | 17.99 | . |
| 496 | 3 | 17.66 | 16.60 | - | . | / | . | . | . | 16.89 | . |
| 497 | MAENNLICH | 22.23 | 19.75 | - | . | / | . | . | . | 19.71 | . |
| 498 | 1 | 24.51 | 20.94 | - | . | / | . | . | . | 21.21 | . |
| 499 | 2 | 21.85 | 19.63 | - | . | / | . | . | . | 19.11 | . |
| 500 | 3 | 17.92 | 17.40 | - | . | / | . | . | . | / | . |
| 501 | WEIBLICH | 18.05 | 16.50 | - | . | / | . | . | . | 16.94 | . |
| 502 | 1 | (21.93) | 18.99 | - | . | / | . | . | . | / | . |
| 503 | 2 | 18.86 | 16.50 | - | . | / | . | . | . | 15.70 | . |
| 504 | 3 | 17.58 | 16.42 | - | . | / | . | . | . | 16.88 | . |

NACH WIRTSCHAFTSZWEIG, GESCHLECHT UND LEISTUNGSGRUPPE IN DM
1993

| NIEDER- SACHSEN | NORDRHEIN- WESTFALEN | RHEINLAND- PFA LZ | SAARLAND | SACHSEN | SACHSEN- ANHALT | SCHLESWIG- HOLSTEIN | THUE- RINGEN | FRUEHERES BUNDES- GEBIET | NEUE LAENDER U. BERLIN-OST | LAUFENDE NUMMER |
|--|-------------------------|----------------------|----------|---------|--------------------|------------------------|-----------------|--------------------------------|----------------------------------|--------------------|
| TRISCHEN GERAETEN FUER DEN HAUSHALT | | | | | | | | | | |
| 23.24 | 22.30 | 22.26 | 22.42 | 14.52 | 14.97 | 21.69 | 13.71 | 23.11 | 14.59 | 433 |
| 25.79 | 25.05 | 25.19 | 25.54 | 15.76 | 15.90 | 24.25 | 14.97 | 26.04 | 15.72 | 434 |
| 21.84 | 21.59 | 19.99 | 20.72 | 13.38 | 13.44 | 20.68 | 13.30 | 21.31 | 13.36 | 435 |
| 19.34 | 19.60 | 19.29 | 19.07 | 11.72 | 11.57 | 18.09 | 12.12 | 19.87 | 11.98 | 436 |
| 25.07 | 23.81 | 24.10 | 24.18 | 15.03 | 15.33 | 23.19 | 14.62 | 24.99 | 15.14 | 437 |
| 25.98 | 25.16 | 25.27 | 25.61 | 15.88 | 15.98 | 24.52 | 15.13 | 26.20 | 15.84 | 438 |
| 23.78 | 22.17 | 20.98 | 21.80 | 13.86 | 13.78 | 21.53 | 14.05 | 22.82 | 13.84 | 439 |
| 20.64 | 20.74 | 19.61 | 19.95 | 11.75 | 11.43 | 18.68 | 12.74 | 21.43 | 11.92 | 440 |
| 19.59 | 19.47 | 19.18 | 18.61 | 12.71 | 12.57 | 18.54 | 12.48 | 19.66 | 12.75 | 441 |
| 22.17 | 22.54 | 21.58 | 22.03 | 14.45 | 13.53 | 20.55 | 13.09 | 22.28 | 14.21 | 442 |
| 19.53 | 19.91 | 18.76 | 16.41 | 12.57 | 12.58 | 18.98 | 12.67 | 19.62 | 12.63 | 443 |
| 19.19 | 19.20 | 19.25 | 19.01 | 11.69 | 11.70 | 17.95 | 12.01 | 19.45 | 12.01 | 444 |
| HERSTELLUNG VON UHREN USW. | | | | | | | | | | |
| 22.98 | 21.30 | 23.01 | 17.97 | 13.70 | 12.37 | 22.37 | 14.06 | 22.37 | 13.76 | 445 |
| 25.62 | 23.81 | 25.15 | 23.35 | 14.93 | 12.63 | 24.34 | 14.87 | 25.08 | 14.82 | 446 |
| 20.52 | 20.29 | 21.34 | (13.98) | 12.25 | 12.34 | 20.71 | 12.45 | 20.54 | 12.26 | 447 |
| 18.37 | 18.97 | 21.47 | 16.88 | 10.17 | / | 18.05 | 11.24 | 19.56 | 10.96 | 448 |
| 24.94 | 23.36 | 24.48 | 20.32 | 14.47 | 12.35 | 24.05 | 14.78 | 24.22 | 14.51 | 449 |
| 25.89 | 24.31 | 25.35 | 23.35 | 15.93 | 12.86 | 24.47 | 15.12 | 25.38 | 15.11 | 450 |
| 22.63 | 22.39 | 22.47 | (16.75) | 12.53 | 11.85 | 22.78 | 12.83 | 22.23 | 12.57 | 451 |
| (18.55) | 21.52 | 22.93 | (17.01) | (10.19) | / | 17.16 | (11.50) | 20.27 | 11.29 | 452 |
| 19.02 | 17.71 | 20.82 | 15.89 | 11.75 | 12.40 | 18.87 | 12.51 | 19.48 | 12.23 | 453 |
| 22.22 | 18.31 | (21.59) | / | 12.76 | / | 21.87 | 13.25 | 21.79 | 13.12 | 454 |
| 18.70 | 17.44 | 19.06 | (12.22) | 11.76 | 12.62 | 18.98 | 12.28 | 19.11 | 12.05 | 455 |
| 18.36 | 17.80 | 21.03 | 16.83 | 10.16 | / | 18.12 | 11.15 | 19.39 | 10.80 | 456 |
| FORMUNG, OBERFLAECHEVEREDLUNG, HAERTUNG | | | | | | | | | | |
| 23.73 | 22.32 | 22.03 | 23.20 | 14.51 | 14.38 | 22.53 | 12.97 | 22.38 | 14.24 | 457 |
| 25.89 | 24.82 | 24.27 | 24.52 | 14.84 | 14.89 | 25.05 | 13.99 | 24.88 | 14.85 | 458 |
| 21.89 | 22.19 | 21.81 | 21.47 | 14.66 | 13.78 | 21.09 | 12.41 | 21.72 | 13.96 | 459 |
| 20.76 | 19.94 | 19.37 | 22.62 | 10.82 | 14.51 | 19.71 | 11.73 | 19.73 | 12.25 | 460 |
| 24.32 | 23.14 | 22.76 | 23.78 | 14.94 | 14.56 | 23.29 | 13.41 | 23.26 | 14.64 | 461 |
| 25.96 | 24.84 | 24.31 | 24.79 | 14.70 | 14.94 | 25.09 | 14.04 | 24.93 | 14.90 | 462 |
| 22.34 | 22.38 | 22.12 | 21.83 | 15.94 | 13.90 | 21.46 | 12.83 | 22.21 | 14.47 | 463 |
| 21.37 | 21.26 | 20.29 | 25.02 | 11.22 | 15.38 | 20.84 | 10.91 | 20.97 | 13.03 | 464 |
| 19.97 | 18.69 | 18.54 | 18.98 | 11.27 | 13.25 | 19.16 | 11.72 | 18.69 | 12.03 | 465 |
| 21.84 | 22.58 | 20.03 | 19.80 | 12.75 | 13.93 | 22.51 | (12.74) | 21.77 | 13.50 | 466 |
| 19.47 | 19.70 | 18.65 | 19.04 | 11.26 | 13.35 | 19.65 | 11.30 | 18.97 | 11.95 | 467 |
| 20.10 | 18.46 | 18.48 | 18.46 | 9.90 | (11.63) | 18.60 | 11.94 | 18.43 | 11.58 | 468 |
| VERARBEITUNGSGERAETEN UND -EINRICHTUNGEN | | | | | | | | | | |
| . | 22.23 | 29.05 | . | 12.27 | / | 19.38 | 12.89 | 23.87 | 12.69 | 469 |
| . | 24.83 | 33.02 | . | 14.36 | / | (23.61) | 15.21 | 27.08 | 14.79 | 470 |
| . | 20.66 | 27.41 | . | 11.21 | / | (17.90) | 12.14 | 20.99 | 11.83 | 471 |
| . | 20.67 | 24.16 | . | / | / | 17.34 | 11.54 | 20.40 | 11.32 | 472 |
| . | 23.44 | 29.26 | . | 12.87 | / | 22.50 | 13.40 | 25.46 | 13.20 | 473 |
| . | 24.97 | 32.72 | . | 14.53 | / | (24.14) | 15.26 | 27.09 | 14.91 | 474 |
| . | 22.12 | 25.61 | . | 11.38 | / | / | 12.44 | 21.84 | 12.10 | 475 |
| . | 21.13 | 24.65 | . | / | / | / | (11.15) | 21.84 | 10.91 | 476 |
| . | 19.86 | 28.44 | . | 11.31 | / | 17.47 | 11.69 | 21.05 | 11.62 | 477 |
| . | (22.00) | 34.38 | . | (13.33) | / | / | / | 26.94 | (13.34) | 478 |
| . | 18.64 | 30.43 | . | 11.04 | / | (16.72) | 11.52 | 20.30 | 11.45 | 479 |
| . | 20.35 | 23.14 | . | / | / | (17.32) | 11.79 | 19.73 | 11.65 | 480 |
| TERINDUSTRIE | | | | | | | | | | |
| 21.71 | 21.87 | 20.54 | 20.93 | 12.98 | 13.69 | 23.56 | 12.76 | 21.33 | 12.97 | 481 |
| 24.13 | 24.86 | 23.63 | 24.72 | 13.42 | 15.02 | 28.10 | 13.90 | 24.66 | 14.14 | 482 |
| 20.39 | 20.89 | 19.41 | 19.15 | 11.63 | 13.23 | 20.92 | 12.09 | 20.00 | 12.18 | 483 |
| 19.27 | 18.49 | 17.43 | 18.24 | 11.38 | 11.51 | 20.49 | 11.27 | 18.17 | 11.60 | 484 |
| 23.31 | 23.51 | 22.37 | 22.74 | 13.44 | 14.35 | 25.18 | 13.67 | 23.27 | 13.97 | 485 |
| 25.00 | 25.51 | 24.45 | 25.56 | 14.01 | 15.09 | 28.56 | 14.61 | 25.35 | 14.74 | 486 |
| 21.83 | 22.30 | 20.89 | 21.36 | 12.71 | 13.99 | 22.34 | 12.77 | 21.76 | 13.16 | 487 |
| 21.20 | 20.53 | 19.81 | 20.68 | 11.95 | 12.34 | 22.36 | 11.74 | 20.23 | 12.30 | 488 |
| 17.46 | 17.18 | 15.88 | 15.99 | 11.05 | 12.32 | 18.07 | 11.46 | 17.12 | 11.50 | 489 |
| 17.86 | 18.91 | 17.33 | 18.42 | 11.79 | 14.78 | 22.74 | 12.00 | 19.17 | 12.32 | 490 |
| 17.50 | 17.28 | 16.09 | 15.32 | 10.68 | 11.73 | 17.64 | 11.33 | 17.03 | 11.22 | 491 |
| 17.19 | 16.45 | 15.16 | 16.08 | 11.06 | 10.91 | 16.95 | 11.05 | 16.52 | 11.16 | 492 |
| KERAMIK | | | | | | | | | | |
| . | 20.75 | 18.89 | . | 13.46 | 13.83 | 20.44 | 12.84 | 19.00 | 13.29 | 493 |
| . | 23.14 | 21.78 | . | 15.75 | 14.11 | 21.97 | 14.23 | 21.74 | 14.61 | 494 |
| . | 20.83 | 19.23 | . | 13.40 | 14.48 | 21.05 | 12.32 | 19.71 | 13.25 | 495 |
| . | 19.31 | 17.26 | . | 11.70 | 11.87 | 17.17 | 11.29 | 17.19 | 11.56 | 496 |
| . | 21.23 | 20.13 | . | 14.19 | 14.31 | 21.29 | 14.20 | 20.50 | 14.29 | 497 |
| . | 23.46 | 22.07 | . | 15.59 | 14.19 | 22.52 | 15.27 | 21.91 | 15.27 | 498 |
| . | 21.11 | 19.96 | . | 14.12 | 14.60 | 21.36 | 13.26 | 20.40 | 14.01 | 499 |
| . | 20.04 | 18.79 | . | 11.95 | 12.33 | 18.03 | (11.38) | 18.70 | 11.97 | 500 |
| . | 16.53 | 15.91 | . | 12.28 | 11.81 | 17.08 | 11.41 | 16.69 | 11.79 | 501 |
| . | (18.55) | 18.11 | . | 16.17 | / | (18.69) | 11.96 | 19.60 | 12.88 | 502 |
| . | 16.78 | 16.45 | . | 10.59 | (12.39) | 17.27 | 11.23 | 16.84 | 11.62 | 503 |
| . | 16.00 | 15.55 | . | 11.58 | 11.63 | 16.65 | 11.28 | 16.52 | 11.43 | 504 |

4 DURCHSCHNITTliche BRUTTOSTUNDENVERDIENSTE DER ARBEITER
OKTOBER

| LAUFENDE NUMMER | GESCHLECHT LEISTUNGS- GRUPPE | BADEN- WÜRTTEM- BERG | BAYERN | BERLIN | | | BRANDEN- BURG | BREMEN | HAMBURG | HESSEN | MECKLEN- BURG- VORPOMMERN |
|------------------------------------|------------------------------------|----------------------------|--------|-----------|---------|---------|------------------|---------|---------|---------|---------------------------------|
| | | | | INSGESAMT | (WEST) | (OST) | | | | | |
| HERSTELLUNG UND | | | | | | | | | | | |
| 505 | ZUSAMMEN | 21.79 | 20.91 | - | 22.04 | . | 15.14 | . | . | 20.81 | / |
| 506 | 1 | 25.03 | 23.28 | - | 26.00 | . | 15.64 | . | . | 24.95 | / |
| 507 | 2 | 21.18 | 20.90 | - | 21.82 | . | 15.10 | . | . | 19.62 | / |
| 508 | 3 | 18.03 | 17.84 | - | 17.48 | . | 13.67 | . | . | 17.10 | / |
| 509 | MAENNLICH | 23.45 | 21.92 | - | 23.27 | . | 15.35 | . | . | 22.01 | / |
| 510 | 1 | 25.42 | 23.33 | - | 26.49 | . | 15.73 | . | . | 25.15 | / |
| 511 | 2 | 22.36 | 21.46 | - | 22.34 | . | 14.99 | . | . | 20.49 | / |
| 512 | 3 | 20.65 | 19.67 | - | 18.10 | . | 14.13 | . | . | 17.67 | / |
| 513 | WEIBLICH | 16.51 | 16.13 | - | 16.97 | . | 14.29 | . | . | 17.09 | / |
| 514 | 1 | 19.96 | 18.78 | - | (18.45) | . | (14.51) | . | . | (20.32) | / |
| 515 | 2 | 16.69 | 16.73 | - | (16.90) | . | 15.45 | . | . | 17.33 | / |
| 516 | 3 | 15.75 | 15.81 | - | 16.75 | . | 13.24 | . | . | 16.45 | / |
| HOLZVERARBEITUNG; REPARATUR VON | | | | | | | | | | | |
| 517 | ZUSAMMEN | 22.61 | 20.20 | - | 20.23 | 15.70 | 13.25 | 21.82 | . | 21.48 | 13.46 |
| 518 | 1 | 24.63 | 22.29 | - | 22.73 | 16.42 | 14.05 | 24.39 | . | 23.47 | 14.09 |
| 519 | 2 | 22.12 | 19.36 | - | 18.91 | 13.47 | 12.70 | 18.33 | . | 20.38 | 12.99 |
| 520 | 3 | 19.77 | 18.11 | - | 16.93 | (12.55) | 12.21 | / | . | 19.62 | 12.69 |
| 521 | MAENNLICH | 23.47 | 21.01 | - | 20.32 | 15.87 | 13.72 | 22.01 | . | 22.00 | 13.65 |
| 522 | 1 | 24.85 | 22.33 | - | 22.82 | 16.49 | 14.29 | 24.43 | . | 23.67 | 14.14 |
| 523 | 2 | 22.94 | 20.28 | - | 18.99 | 13.52 | 13.26 | 18.34 | . | 20.96 | 13.12 |
| 524 | 3 | 20.25 | 18.67 | - | 16.91 | / | 12.44 | / | . | 19.95 | 12.90 |
| 525 | WEIBLICH | 19.28 | 17.73 | - | (17.21) | (13.50) | 11.86 | 20.07 | . | 18.21 | 13.02 |
| 526 | 1 | 19.72 | 21.52 | - | / | (14.52) | 12.50 | (23.65) | . | 19.56 | 13.87 |
| 527 | 2 | 19.24 | 17.40 | - | / | (13.09) | 11.54 | (18.25) | . | 17.18 | 12.82 |
| 528 | 3 | 19.23 | 17.46 | - | / | (12.86) | 11.93 | / | . | 18.73 | 12.42 |
| HERSTELLUNG VON MUSIKINSTRUMENTEN, | | | | | | | | | | | |
| 529 | ZUSAMMEN | 20.67 | 17.87 | - | 21.08 | . | 13.03 | / | . | 19.06 | . |
| 530 | 1 | 22.81 | 21.59 | - | 23.87 | . | (13.40) | / | . | 21.75 | . |
| 531 | 2 | 18.64 | 17.50 | - | 21.65 | . | (13.13) | / | . | 17.99 | . |
| 532 | 3 | 19.27 | 14.81 | - | 17.36 | . | (12.33) | / | . | 17.16 | . |
| 533 | MAENNLICH | 22.59 | 20.15 | - | 22.42 | . | 13.25 | / | . | 21.59 | . |
| 534 | 1 | 24.11 | 22.28 | - | 23.97 | . | (13.57) | / | . | 22.44 | . |
| 535 | 2 | 19.58 | 19.27 | - | (22.04) | . | (13.73) | / | . | 20.69 | . |
| 536 | 3 | 21.10 | 16.43 | - | (17.02) | . | (12.34) | / | . | (19.03) | . |
| 537 | WEIBLICH | 18.83 | 15.41 | - | 17.85 | . | (12.09) | / | . | 16.10 | . |
| 538 | 1 | 19.85 | 16.00 | - | / | . | / | / | . | (15.54) | . |
| 539 | 2 | 17.81 | 16.09 | - | / | . | / | / | . | 15.34 | . |
| 540 | 3 | 18.89 | 14.12 | - | (17.48) | . | / | / | . | 16.87 | . |
| PAPIER- UND | | | | | | | | | | | |
| 541 | ZUSAMMEN | 21.66 | 20.98 | - | 21.39 | . | 10.81 | 23.89 | 21.71 | 21.79 | . |
| 542 | 1 | 25.90 | 24.81 | - | 25.62 | . | 11.91 | 27.18 | 25.48 | 25.10 | . |
| 543 | 2 | 20.79 | 20.10 | - | 20.16 | . | 10.31 | 21.02 | 21.70 | 20.12 | . |
| 544 | 3 | 17.69 | 17.74 | - | 17.70 | . | 9.37 | 20.86 | 17.48 | 16.98 | . |
| 545 | MAENNLICH | 23.54 | 22.72 | - | 22.70 | . | 11.74 | 25.04 | 23.19 | 23.31 | . |
| 546 | 1 | 26.05 | 25.04 | - | 25.79 | . | 12.44 | 27.61 | 25.65 | 25.38 | . |
| 547 | 2 | 22.28 | 21.41 | - | 21.00 | . | 11.32 | 22.62 | 22.78 | 21.45 | . |
| 548 | 3 | 19.09 | 19.86 | - | 18.20 | . | (8.87) | 20.87 | 19.31 | 18.46 | . |
| 549 | WEIBLICH | 17.65 | 16.77 | - | 18.13 | . | 9.20 | 20.00 | 17.33 | 17.03 | . |
| 550 | 1 | 22.24 | 20.54 | - | 21.57 | . | (8.78) | (22.25) | / | 19.74 | . |
| 551 | 2 | 18.10 | 16.86 | - | 18.29 | . | 9.17 | 19.54 | 18.14 | 17.07 | . |
| 552 | 3 | 16.81 | 16.29 | - | 17.46 | . | (9.67) | / | 15.76 | 16.23 | . |
| DRUCKEREI, | | | | | | | | | | | |
| 553 | ZUSAMMEN | 26.44 | 27.16 | - | 29.43 | 21.76 | 22.23 | 28.73 | 27.78 | 28.54 | 21.22 |
| 554 | 1 | 29.40 | 29.50 | - | 33.38 | 23.52 | 23.80 | 29.98 | 30.01 | 30.48 | 23.39 |
| 555 | 2 | 23.33 | 24.44 | - | 23.59 | 18.11 | 20.40 | 26.73 | 25.17 | 26.61 | 18.31 |
| 556 | 3 | 20.83 | 20.86 | - | 25.01 | 18.52 | (20.10) | (20.50) | 18.37 | 21.80 | (16.27) |
| 557 | MAENNLICH | 27.81 | 28.34 | - | 31.11 | 22.98 | 23.64 | 30.62 | 29.45 | 29.84 | 22.59 |
| 558 | 1 | 29.82 | 29.75 | - | 34.00 | 24.53 | 25.66 | 31.02 | 30.53 | 30.82 | 24.18 |
| 559 | 2 | 24.49 | 25.61 | - | 24.94 | 19.07 | (21.36) | 30.56 | 27.06 | 28.02 | 18.86 |
| 560 | 3 | 23.16 | 23.04 | - | 28.52 | 20.50 | (20.00) | / | (21.49) | 26.61 | / |
| 561 | WEIBLICH | 20.94 | 21.56 | - | 20.78 | 17.25 | (18.69) | 22.79 | 22.96 | 21.67 | 18.24 |
| 562 | 1 | 25.56 | 25.34 | - | 27.10 | 19.15 | (18.37) | 25.17 | 27.23 | 26.38 | 19.71 |
| 563 | 2 | 20.25 | 21.46 | - | 18.93 | (15.30) | (18.52) | 20.44 | 22.11 | 21.26 | 17.76 |
| 564 | 3 | 17.92 | 19.19 | - | 16.75 | (13.37) | / | (18.98) | 16.71 | 17.92 | (16.24) |
| HERSTELLUNG VON | | | | | | | | | | | |
| 565 | ZUSAMMEN | 21.78 | 19.79 | - | 23.68 | 14.46 | 13.91 | 20.20 | 19.58 | 19.96 | . |
| 566 | 1 | 25.51 | 22.62 | - | 28.28 | 16.15 | 15.08 | 23.25 | 21.89 | 22.70 | . |
| 567 | 2 | 20.84 | 19.07 | - | 23.01 | (14.76) | 13.33 | 20.80 | 20.31 | 19.31 | . |
| 568 | 3 | 19.02 | 17.03 | - | 16.31 | 13.55 | 12.36 | 19.15 | 16.49 | 17.23 | . |
| 569 | MAENNLICH | 23.56 | 21.18 | - | 24.70 | 15.44 | 14.52 | 20.78 | 20.62 | 21.29 | . |
| 570 | 1 | 25.74 | 22.68 | - | 28.33 | (16.93) | 15.21 | (23.82) | 21.94 | 23.01 | . |
| 571 | 2 | 22.21 | 20.46 | - | 24.17 | (15.24) | 13.86 | 21.09 | 20.66 | 20.61 | . |
| 572 | 3 | 21.33 | 18.55 | - | 16.64 | 14.50 | 12.75 | 19.59 | 17.73 | 18.16 | . |
| 573 | WEIBLICH | 17.37 | 16.14 | - | 16.41 | 12.33 | 12.30 | 18.31 | 16.01 | 16.43 | . |
| 574 | 1 | 20.72 | 20.82 | - | (25.13) | / | (12.15) | / | / | 17.86 | . |
| 575 | 2 | 17.12 | 16.12 | - | 16.40 | / | 12.42 | / | (17.50) | 16.20 | . |
| 576 | 3 | 17.23 | 15.77 | - | 15.43 | 12.28 | 12.15 | 18.32 | 15.62 | 16.45 | . |

NACH WIRTSCHAFTSZWEIG, GESCHLECHT UND LEISTUNGSGRUPPE IN DM.
1993

| NIEDER- SACHSEN | NORDRHEIN- WESTFALEN | RHEINLAND- PFA LZ | SAARLAND | SACHSEN | SACHSEN- ANHALT | SCHLESWIG- HOLSTEIN | THUE- RINGEN | FRUEHERES BUNDES- GEBIET | NEUE LAENDER U. BERLIN-OST | LAUFENDE NUMMER |
|---|-------------------------|----------------------|----------|---------|--------------------|------------------------|-----------------|--------------------------------|----------------------------------|--------------------|
| VERARBEITUNG VON GLAS | | | | | | | | | | |
| 23.46 | 24.12 | 23.55 | 21.31 | 13.75 | . | 23.71 | 13.82 | 22.66 | 19.97 | 505 |
| 25.51 | 25.92 | 26.39 | 23.95 | 14.78 | . | 26.42 | 14.47 | 25.26 | 14.75 | 506 |
| 21.71 | 22.18 | 21.35 | 20.16 | 13.45 | . | 21.94 | 13.15 | 21.37 | 13.53 | 507 |
| 21.22 | 21.59 | 21.65 | (19.54) | 12.14 | . | 20.96 | 12.68 | 19.55 | 12.55 | 508 |
| 24.19 | 24.54 | 24.49 | 21.49 | 14.14 | . | 24.13 | 14.20 | 23.57 | 14.34 | 509 |
| 25.56 | 25.96 | 26.44 | 24.32 | 14.80 | . | 26.45 | 14.61 | 25.34 | 14.84 | 510 |
| 21.97 | 22.58 | 22.14 | 20.19 | 13.75 | . | 22.22 | 13.56 | 21.99 | 13.83 | 511 |
| 23.13 | 22.92 | 23.62 | (20.38) | 12.48 | . | 21.62 | 12.72 | 21.57 | 12.72 | 512 |
| 17.95 | 17.51 | 17.31 | (19.15) | 12.58 | . | 18.74 | 12.55 | 16.84 | 12.77 | 513 |
| (17.95) | 22.42 | (21.67) | / | 14.55 | . | / | 12.91 | 20.44 | 13.58 | 514 |
| 19.22 | 17.20 | 18.07 | / | 12.82 | . | (19.61) | 12.03 | 17.30 | 12.83 | 515 |
| 17.63 | 16.74 | 15.99 | / | 11.80 | . | 17.73 | 12.65 | 16.23 | 12.42 | 516 |
| GEBRAUCHSGUTERN AUS HOLZ U. AE. | | | | | | | | | | |
| 22.16 | 23.19 | 21.92 | 19.44 | 12.37 | 13.03 | 22.38 | 12.83 | 22.05 | 12.93 | 517 |
| 24.01 | 24.77 | 23.92 | 20.52 | 13.01 | 13.95 | 24.51 | 13.54 | 24.00 | 13.67 | 518 |
| 20.99 | 22.58 | 21.24 | 19.21 | 11.67 | 12.77 | 19.82 | 12.52 | 21.17 | 12.42 | 519 |
| 19.50 | 20.54 | 18.26 | (15.63) | 11.12 | 11.31 | 22.76 | 11.40 | 19.63 | 11.60 | 520 |
| 22.83 | 23.65 | 22.69 | 19.92 | 12.65 | 13.27 | 22.82 | 13.04 | 22.75 | 13.21 | 521 |
| 24.14 | 24.96 | 24.15 | 20.45 | 13.18 | 13.96 | 24.53 | 13.63 | 24.16 | 13.80 | 522 |
| 21.81 | 22.92 | 21.70 | 19.21 | 11.87 | 12.97 | 20.21 | 12.71 | 21.91 | 12.66 | 523 |
| 19.63 | 21.13 | 19.17 | / | 11.00 | 11.52 | 23.20 | 11.41 | 20.31 | 11.68 | 524 |
| 18.75 | 19.49 | 18.13 | 16.41 | 11.31 | 12.30 | 18.28 | 12.32 | 18.60 | 12.11 | 525 |
| 19.81 | 20.00 | 20.44 | / | 11.43 | 13.91 | / | 13.19 | 20.34 | 12.89 | 526 |
| 18.18 | 20.00 | 18.83 | / | 11.26 | 12.26 | 18.18 | 12.13 | 18.34 | 11.95 | 527 |
| 19.31 | 18.94 | 17.04 | (15.56) | 11.26 | 11.03 | 17.81 | 11.38 | 18.44 | 11.50 | 528 |
| SPIELWAREN, SPORTGERAETEN, SCHMUCK U. AE. | | | | | | | | | | |
| . | 20.56 | 18.67 | . | 11.41 | 10.74 | (22.38) | 10.86 | 19.79 | 11.18 | 529 |
| . | 23.07 | 21.82 | . | 13.20 | 10.97 | / | 11.75 | 22.88 | 12.54 | 530 |
| . | 20.55 | 17.94 | . | 9.80 | 9.96 | (21.70) | 10.61 | 18.45 | 10.33 | 531 |
| . | 17.46 | 14.59 | . | 8.31 | 11.26 | / | 9.47 | 17.36 | 9.80 | 532 |
| . | 21.69 | 20.39 | . | 12.62 | 12.52 | (22.38) | 12.30 | 21.79 | 12.52 | 533 |
| . | 23.22 | 22.16 | . | 13.54 | 12.66 | / | 13.14 | 23.77 | 13.43 | 534 |
| . | 21.54 | 19.12 | . | 10.95 | / | (21.70) | 11.96 | 19.32 | 11.60 | 535 |
| . | 18.71 | (15.75) | . | (8.46) | / | / | (10.70) | 18.56 | 10.73 | 536 |
| . | 18.39 | 15.33 | . | 9.43 | 9.80 | / | 9.80 | 17.37 | 9.73 | 537 |
| . | 21.58 | (17.72) | . | 11.39 | (8.89) | / | 10.66 | 19.44 | 10.72 | 538 |
| . | 19.00 | 15.76 | . | 8.98 | 9.50 | / | 9.45 | 16.96 | 9.34 | 539 |
| . | 16.26 | 14.35 | . | (8.24) | (11.13) | / | 9.15 | 16.97 | 9.41 | 540 |
| PAPPEVERARBEITUNG | | | | | | | | | | |
| 21.14 | 21.55 | 21.40 | 16.44 | 11.34 | 11.89 | 21.53 | 12.39 | 21.43 | 11.80 | 541 |
| 23.97 | 24.66 | 25.35 | 22.43 | 12.64 | 14.10 | 25.45 | 14.00 | 24.98 | 13.35 | 542 |
| 19.76 | 21.48 | 20.12 | 16.96 | 10.79 | 11.18 | 20.03 | 11.87 | 20.63 | 11.15 | 543 |
| 17.27 | 16.34 | 18.03 | 14.66 | (9.33) | 9.81 | 17.23 | 11.31 | 17.27 | 10.57 | 544 |
| 22.67 | 23.22 | 22.84 | 20.13 | 12.26 | 13.65 | 22.89 | 13.04 | 23.08 | 12.70 | 545 |
| 24.11 | 24.81 | 25.55 | 22.49 | 12.99 | 14.27 | 25.73 | 14.19 | 25.16 | 13.67 | 546 |
| 21.15 | 22.71 | 21.06 | 17.22 | 11.69 | 13.24 | 20.81 | 12.25 | 21.91 | 11.95 | 547 |
| 19.63 | 18.39 | 20.21 | (20.82) | / | (9.87) | 18.12 | 11.48 | 19.22 | 10.75 | 548 |
| 17.19 | 16.78 | 16.59 | 13.53 | 10.17 | 10.11 | 17.98 | 11.43 | 17.12 | 10.53 | 549 |
| 20.26 | 21.04 | 20.52 | / | 11.51 | (12.74) | (21.70) | 12.63 | 20.95 | 11.66 | 550 |
| 17.66 | 17.83 | 17.12 | / | 9.96 | 9.97 | 18.16 | 11.36 | 17.67 | 10.28 | 551 |
| 15.74 | 15.23 | 15.71 | 13.50 | (9.39) | 9.80 | 16.85 | 11.25 | 16.07 | 10.50 | 552 |
| VERVIELFAELTIGUNG | | | | | | | | | | |
| 26.46 | 27.18 | 24.86 | 26.08 | 18.32 | 19.83 | 28.47 | 19.26 | 27.20 | 19.41 | 553 |
| 28.67 | 29.79 | 28.37 | 29.41 | 19.09 | 20.62 | 31.79 | 20.19 | 29.85 | 20.54 | 554 |
| 23.50 | 24.55 | 21.54 | 22.02 | 17.72 | 19.02 | 24.98 | 17.53 | 24.32 | 18.07 | 555 |
| 23.77 | 21.53 | 20.09 | 21.75 | 16.80 | 17.02 | 22.67 | (15.41) | 21.61 | 17.04 | 556 |
| 27.87 | 28.35 | 26.77 | 28.03 | 19.30 | 20.38 | 29.95 | 20.38 | 28.56 | 20.50 | 557 |
| 28.99 | 30.15 | 28.97 | 30.11 | 19.79 | 20.29 | 32.28 | 21.58 | 30.24 | 21.34 | 558 |
| 24.59 | 25.35 | 22.77 | 23.25 | 18.87 | 20.75 | 26.26 | 17.67 | 25.51 | 19.11 | 559 |
| 27.76 | 24.24 | 23.52 | 27.25 | 17.19 | 19.50 | 25.42 | (15.83) | 24.68 | 18.21 | 560 |
| 21.31 | 21.20 | 19.00 | 20.29 | 16.70 | 18.94 | 21.14 | 17.55 | 21.19 | 17.45 | 561 |
| 25.20 | 25.30 | 23.49 | 25.03 | 17.21 | 21.25 | 26.06 | 17.78 | 25.58 | 18.52 | 562 |
| 21.44 | 21.14 | 18.93 | 19.75 | 16.27 | 16.82 | 20.72 | 17.38 | 20.88 | 16.71 | 563 |
| 18.69 | 18.67 | 16.58 | 15.88 | 16.58 | (13.42) | 17.99 | / | 18.20 | 16.04 | 564 |
| KUNSTSTOFFWAREN | | | | | | | | | | |
| 21.67 | 21.06 | 20.88 | 20.39 | 12.55 | 13.31 | 21.13 | 12.16 | 20.91 | 12.90 | 565 |
| 24.43 | 24.15 | 23.33 | 26.13 | 13.54 | 14.39 | 24.34 | 13.47 | 23.99 | 14.02 | 566 |
| 21.33 | 21.03 | 20.59 | 19.21 | 11.91 | 13.08 | 19.98 | 12.06 | 20.38 | 12.54 | 567 |
| 18.98 | 18.22 | 17.21 | 18.42 | 10.65 | 11.46 | 19.24 | 10.24 | 18.13 | 11.22 | 568 |
| 22.60 | 22.51 | 21.60 | 23.21 | 13.00 | 13.76 | 22.19 | 12.64 | 22.30 | 13.41 | 569 |
| 24.84 | 24.58 | 23.44 | 26.20 | 13.73 | 14.50 | 24.42 | 13.53 | 24.23 | 14.18 | 570 |
| 21.85 | 21.94 | 20.89 | 22.10 | 12.16 | 13.43 | 20.87 | 12.39 | 21.50 | 12.32 | 571 |
| 20.20 | 20.05 | 18.49 | 21.98 | 10.96 | (12.00) | 20.70 | 10.75 | 19.80 | 11.76 | 572 |
| 17.27 | 16.82 | 16.12 | 15.13 | 11.41 | 11.65 | 17.00 | 11.06 | 16.73 | 11.53 | 573 |
| 15.85 | 18.84 | 16.57 | / | 12.39 | 13.08 | 21.84 | (12.47) | 19.14 | 12.52 | 574 |
| 17.89 | 16.83 | 17.61 | 14.64 | 11.46 | 11.58 | 16.91 | 11.42 | 16.63 | 11.85 | 575 |
| 17.12 | 16.54 | 15.43 | 15.69 | 10.43 | 11.32 | 16.66 | 9.87 | 16.53 | 10.87 | 576 |

4 DURCHSCHNITTliche BRUTTOSTUNDENVERDIENSTE DER ARBEITER
OKTOBER

| LAUFENDE NUMMER | GESCHLECHT LEISTUNGS- GRUPPE | BADEN- WÜRTTEMBERG | BAYERN | BERLIN | | | BRANDEN- BURG | BREMEN | HAMBURG | HESSEN | MECKLEN- BURG- VORPOMMERN |
|---|------------------------------------|-----------------------|---------|-----------|---------|---------|------------------|---------|---------|---------|---------------------------------|
| | | | | INSGESAMT | (WEST) | (OST) | | | | | |
| LEDERER | | | | | | | | | | | |
| 577 | ZUSAMMEN | 18.80 | 19.23 | - | / | / | . | / | / | 14.12 | / |
| 578 | 1 | 21.25 | 20.75 | - | / | / | . | / | / | (16.82) | / |
| 579 | 2 | 18.48 | 19.38 | - | / | / | . | / | / | (12.79) | / |
| 580 | 3 | 16.56 | 15.78 | - | / | / | . | / | / | / | / |
| 581 | MAENNLICH | 19.98 | 20.07 | - | / | / | . | / | / | (14.47) | / |
| 582 | 1 | 21.58 | 20.92 | - | / | / | . | / | / | (16.76) | / |
| 583 | 2 | 19.83 | 19.66 | - | / | / | . | / | / | (12.66) | / |
| 584 | 3 | 17.36 | (17.89) | - | / | / | . | / | / | / | / |
| 585 | WEIBLICH | 16.09 | 16.02 | - | / | / | . | / | / | (13.38) | / |
| 586 | 1 | 18.15 | (18.01) | - | / | / | . | / | / | / | / |
| 587 | 2 | 16.08 | 17.08 | - | / | / | . | / | / | / | / |
| 588 | 3 | 15.65 | 15.27 | - | / | / | . | / | / | / | / |
| LEDERVERARBEITUNG (OHNE | | | | | | | | | | | |
| 589 | ZUSAMMEN | 15.86 | 16.78 | - | 14.23 | . | . | / | . | 16.78 | / |
| 590 | 1 | 21.11 | 17.99 | - | (15.00) | . | . | / | . | 18.36 | / |
| 591 | 2 | 15.52 | 16.71 | - | / | . | . | / | . | 15.11 | / |
| 592 | 3 | 14.53 | 15.49 | - | (13.84) | . | . | / | . | 14.29 | / |
| 593 | MAENNLICH | 19.08 | 19.07 | - | (16.38) | . | . | / | . | 19.51 | / |
| 594 | 1 | 22.53 | 20.47 | - | / | . | . | / | . | 19.93 | / |
| 595 | 2 | 18.24 | 18.67 | - | / | . | . | / | . | 18.49 | / |
| 596 | 3 | 16.47 | (17.64) | - | / | . | . | / | . | (15.94) | / |
| 597 | WEIBLICH | 14.58 | 15.85 | - | (13.19) | . | . | / | . | 14.78 | / |
| 598 | 1 | 17.17 | 16.49 | - | / | . | . | / | . | 15.77 | / |
| 599 | 2 | 14.68 | 15.88 | - | / | . | . | / | . | 14.34 | / |
| 600 | 3 | 14.00 | 15.12 | - | (12.99) | . | . | / | . | 13.93 | / |
| HERSTELLUNG VON SCHUHEN; REPARATUR VON SCHUHEN, | | | | | | | | | | | |
| 601 | ZUSAMMEN | 18.00 | 16.36 | - | . | 11.96 | . | / | . | 19.30 | . |
| 602 | 1 | 19.74 | 18.54 | - | . | 12.01 | . | / | . | 19.50 | . |
| 603 | 2 | 17.12 | 15.63 | - | . | (12.01) | . | / | . | 19.96 | . |
| 604 | 3 | 15.59 | 14.47 | - | . | / | . | / | . | 17.74 | . |
| 605 | MAENNLICH | 19.75 | 17.88 | - | . | (11.43) | . | / | . | 21.63 | . |
| 606 | 1 | 20.54 | 19.08 | - | . | (11.52) | . | / | . | 20.86 | . |
| 607 | 2 | 18.33 | 16.74 | - | . | / | . | / | . | 22.30 | . |
| 608 | 3 | (15.98) | 14.95 | - | . | / | . | / | . | (19.74) | . |
| 609 | WEIBLICH | 16.46 | 15.40 | - | . | 12.19 | . | / | . | 17.31 | . |
| 610 | 1 | 17.21 | 17.35 | - | . | (12.39) | . | / | . | 17.47 | . |
| 611 | 2 | 16.58 | 15.21 | - | . | (12.13) | . | / | . | 16.83 | . |
| 612 | 3 | 15.55 | 14.37 | - | . | / | . | / | . | 17.62 | . |
| TEXTIL | | | | | | | | | | | |
| 613 | ZUSAMMEN | 19.61 | 18.61 | - | 19.88 | . | . | 20.49 | . | 19.56 | . |
| 614 | 1 | 21.78 | 21.21 | - | 20.13 | . | . | 23.36 | . | 21.34 | . |
| 615 | 2 | 18.76 | 18.06 | - | 20.11 | . | . | 20.16 | . | 18.80 | . |
| 616 | 3 | 17.63 | 16.85 | - | 17.79 | . | . | 17.04 | . | 16.18 | . |
| 617 | MAENNLICH | 21.46 | 20.23 | - | 20.44 | . | . | 20.79 | . | 20.71 | . |
| 618 | 1 | 22.48 | 21.64 | - | 21.01 | . | . | 23.36 | . | 21.54 | . |
| 619 | 2 | 20.47 | 19.62 | - | 20.49 | . | . | 20.27 | . | 19.84 | . |
| 620 | 3 | 18.93 | 18.30 | - | 18.67 | . | . | 17.34 | . | 18.91 | . |
| 621 | WEIBLICH | 17.71 | 16.52 | - | 16.40 | . | . | 19.79 | . | 16.98 | . |
| 622 | 1 | 18.83 | 18.62 | - | 14.91 | . | . | / | . | 18.05 | . |
| 623 | 2 | 17.62 | 16.48 | - | 17.21 | . | . | 20.00 | . | 17.44 | . |
| 624 | 3 | 17.32 | 16.03 | - | 15.57 | . | . | (15.44) | . | 15.02 | . |
| DARUNTER: SPINNEREI, ZWIRNEREI, | | | | | | | | | | | |
| 625 | ZUSAMMEN | 19.83 | 18.63 | - | 20.88 | . | . | . | / | 20.05 | . |
| 626 | 1 | 22.15 | 20.59 | - | 23.10 | . | . | . | / | 21.19 | . |
| 627 | 2 | 19.62 | 18.33 | - | 20.72 | . | . | . | / | 18.72 | . |
| 628 | 3 | 17.75 | 17.42 | - | 19.07 | . | . | . | / | 18.65 | . |
| 629 | MAENNLICH | 21.59 | 19.88 | - | 21.03 | . | . | . | / | 20.52 | . |
| 630 | 1 | 22.54 | 20.68 | - | 23.18 | . | . | . | / | 21.20 | . |
| 631 | 2 | 21.35 | 19.72 | - | 20.82 | . | . | . | / | 19.37 | . |
| 632 | 3 | 19.10 | 18.74 | - | 18.23 | . | . | . | / | (20.09) | . |
| 633 | WEIBLICH | 18.00 | 16.65 | - | 19.19 | . | . | . | / | 17.07 | . |
| 634 | 1 | 18.86 | 19.44 | - | / | . | . | . | / | / | . |
| 635 | 2 | 18.17 | 16.65 | - | 19.51 | . | . | . | / | 16.55 | . |
| 636 | 3 | 17.29 | 16.03 | - | (18.32) | . | . | . | / | 18.19 | . |
| WEBEREI (OHNE WEBEREIEN DES | | | | | | | | | | | |
| 637 | ZUSAMMEN | 19.97 | 18.82 | - | 18.67 | / | / | / | . | 20.00 | / |
| 638 | 1 | 21.78 | 21.45 | - | 17.13 | / | / | / | . | 21.81 | / |
| 639 | 2 | 19.00 | 17.41 | - | 20.75 | / | / | / | . | 19.10 | / |
| 640 | 3 | 17.82 | 16.27 | - | (18.37) | / | / | / | . | 16.65 | / |
| 641 | MAENNLICH | 21.31 | 20.79 | - | 19.14 | / | / | / | . | 21.23 | / |
| 642 | 1 | 22.21 | 22.10 | - | 17.67 | / | / | / | . | 22.16 | / |
| 643 | 2 | 20.54 | 19.06 | - | 20.81 | / | / | / | . | 20.37 | / |
| 644 | 3 | 18.93 | 17.68 | - | (18.58) | / | / | / | . | 19.59 | / |
| 645 | WEIBLICH | 17.91 | 16.49 | - | (15.51) | / | / | / | . | 16.97 | / |
| 646 | 1 | 19.81 | 18.47 | - | (15.20) | / | / | / | . | 19.14 | / |
| 647 | 2 | 17.61 | 16.23 | - | / | / | / | / | . | 16.97 | / |
| 648 | 3 | 16.96 | 15.90 | - | / | / | / | / | . | 14.82 | / |

NACH WIRTSCHAFTSZWEIG, GESCHLECHT UND LEISTUNGSGRUPPE IN DM
1993

| NIEDER- SACHSEN | NORDRHEIN- WESTFALEN | RHEINLAND- PFA LZ | SAARLAND | SACHSEN | SACHSEN- ANHALT | SCHLESWIG- HOLSTEIN | THUE- RINGEN | FRUEHERES BUNDES- GEBIET | NEUE LAENDER U. BERLIN-OST | LAUFENDE NUMMER |
|--|-------------------------|----------------------|----------|---------|--------------------|------------------------|-----------------|--------------------------------|----------------------------------|--------------------|
| ZEUGUNG | | | | | | | | | | |
| . | 20.65 | . | / | 12.09 | . | . | . | 19.07 | 11.78 | 577 |
| . | 21.91 | . | / | 12.06 | . | . | . | 21.03 | 11.98 | 578 |
| . | 20.59 | . | / | (12.54) | . | . | . | 19.06 | 11.49 | 579 |
| . | 18.37 | . | / | / | . | . | . | 16.47 | / | 580 |
| . | 21.19 | . | / | 12.56 | . | . | . | 20.02 | 12.24 | 581 |
| . | 22.02 | . | / | 12.70 | . | . | . | 21.24 | 12.55 | 582 |
| . | 21.08 | . | / | (12.44) | . | . | . | 19.78 | (11.72) | 583 |
| . | 19.31 | . | / | / | . | . | . | 17.55 | / | 584 |
| . | 17.80 | . | / | (10.19) | . | . | . | 16.16 | 10.69 | 585 |
| . | / | . | / | / | . | . | . | 18.13 | (9.93) | 586 |
| . | 18.89 | . | / | / | . | . | . | 16.68 | (11.10) | 587 |
| . | (16.04) | . | / | / | . | . | . | 15.45 | / | 588 |
| HERSTELLUNG VON SCHUHEN) | | | | | | | | | | |
| 15.58 | 15.27 | 15.29 | (14.19) | 10.14 | 9.31 | / | 9.60 | 16.09 | 9.66 | 589 |
| 17.47 | 17.39 | 17.45 | / | (11.44) | (11.02) | / | 9.71 | 18.19 | 9.99 | 590 |
| 15.28 | 15.23 | 15.73 | / | 9.76 | 9.48 | / | 9.49 | 15.86 | 9.67 | 591 |
| 13.89 | 14.57 | 12.09 | (14.77) | / | 8.48 | / | (9.10) | 14.25 | 8.96 | 592 |
| 17.50 | 17.73 | 17.93 | / | (10.24) | (10.66) | / | 10.99 | 18.74 | 10.80 | 593 |
| 18.76 | 18.46 | 18.40 | / | / | (11.05) | / | 11.54 | 19.72 | 11.46 | 594 |
| 16.56 | 18.00 | 16.76 | / | / | / | / | (10.35) | 18.23 | (10.02) | 595 |
| (13.86) | 16.45 | (13.42) | / | / | / | / | / | 16.46 | / | 596 |
| 14.26 | 14.16 | 14.01 | (12.68) | 10.11 | 9.08 | / | 9.06 | 14.80 | 9.34 | 597 |
| 15.09 | 16.04 | 15.35 | / | / | / | / | 9.05 | 15.98 | 9.28 | 598 |
| 14.32 | 13.78 | 15.47 | / | (9.89) | 9.42 | / | 9.05 | 14.98 | 9.59 | 599 |
| 13.90 | 14.14 | 12.06 | / | / | 8.45 | / | (9.16) | 13.83 | 8.93 | 600 |
| GEBRAUCHSGUETERN AUS LEDER U.AE., SCHIRMEN | | | | | | | | | | |
| . | 17.92 | 15.63 | . | 11.96 | 10.52 | / | 9.84 | 16.80 | 10.73 | 601 |
| . | 19.40 | 16.76 | . | 11.53 | 11.89 | / | (10.87) | 18.15 | 11.47 | 602 |
| . | 17.60 | 15.35 | . | 11.29 | 9.28 | / | 9.74 | 16.43 | 10.18 | 603 |
| . | 16.41 | 14.27 | . | (10.48) | (9.40) | / | (9.26) | 15.27 | 9.62 | 604 |
| . | 19.61 | 17.34 | . | 12.08 | 11.92 | / | 10.39 | 18.68 | 11.55 | 605 |
| . | 20.86 | 18.56 | . | 12.33 | 12.48 | / | (10.88) | 19.67 | 12.11 | 606 |
| . | 18.95 | 16.71 | . | 11.80 | (10.02) | / | (10.31) | 18.12 | 10.78 | 607 |
| . | 17.74 | 15.03 | . | / | / | / | / | 16.14 | (8.97) | 608 |
| . | 16.42 | 14.69 | . | 10.74 | 9.44 | / | 9.47 | 15.53 | 10.13 | 609 |
| . | 17.22 | 15.30 | . | 10.57 | (10.17) | / | / | 16.13 | 10.61 | 610 |
| . | 16.45 | 14.64 | . | 10.94 | 9.17 | / | 9.43 | 15.50 | 9.91 | 611 |
| . | 15.77 | 14.05 | . | (10.60) | (9.87) | / | (9.32) | 15.01 | 9.76 | 612 |
| GEWERBE | | | | | | | | | | |
| 20.44 | 20.48 | 19.39 | . | 11.02 | (13.47) | 20.22 | 11.51 | 19.73 | 11.16 | 613 |
| 21.99 | 22.45 | 23.08 | . | 11.87 | (13.95) | 24.82 | 12.39 | 21.95 | 11.97 | 614 |
| 19.75 | 20.04 | 16.65 | . | 10.57 | / | 19.89 | 11.24 | 19.13 | 10.80 | 615 |
| 16.87 | 17.07 | 16.48 | . | 9.55 | / | 16.64 | 9.56 | 17.09 | 9.61 | 616 |
| 22.09 | 21.78 | 21.58 | . | 11.83 | (13.64) | 22.34 | 12.15 | 21.32 | 11.95 | 617 |
| 22.95 | 22.87 | 23.36 | . | 12.39 | (14.12) | 24.97 | 12.82 | 22.50 | 12.48 | 618 |
| 21.48 | 21.25 | 20.99 | . | 10.88 | / | 21.86 | 11.20 | 20.67 | 11.19 | 619 |
| 18.75 | 19.15 | 17.86 | . | 9.72 | / | 18.27 | (9.69) | 18.67 | 9.86 | 620 |
| 17.00 | 17.24 | 15.77 | . | 10.42 | / | 17.44 | 11.01 | 17.16 | 10.56 | 621 |
| 18.44 | 18.68 | 16.28 | . | 10.68 | / | (23.41) | 10.58 | 18.64 | 10.69 | 622 |
| 16.63 | 17.61 | 15.82 | . | 10.46 | / | 18.01 | 11.25 | 17.23 | 10.66 | 623 |
| 15.95 | 15.57 | 15.65 | . | 9.50 | / | 15.45 | 9.53 | 16.29 | 9.53 | 624 |
| HANDELSFERTIGE AUFMACHUNG VON GARNEN | | | | | | | | | | |
| 21.25 | 22.68 | 20.06 | / | 11.46 | / | . | 12.37 | 20.24 | 11.75 | 625 |
| 22.91 | 24.88 | 23.51 | / | 12.31 | / | . | 13.56 | 22.49 | 12.52 | 626 |
| 20.62 | 22.10 | 19.46 | / | 10.95 | / | . | 12.11 | 19.82 | 11.41 | 627 |
| 15.14 | 20.91 | 15.92 | / | 10.17 | / | . | 9.94 | 17.45 | 10.22 | 628 |
| 22.22 | 23.63 | 22.04 | / | 12.26 | / | . | 12.96 | 21.55 | 12.51 | 629 |
| 22.96 | 25.05 | 23.73 | / | 12.64 | / | . | 13.66 | 22.64 | 12.83 | 630 |
| 21.64 | 23.18 | 21.15 | / | 11.39 | / | . | 12.02 | 21.19 | 12.06 | 631 |
| (17.39) | 22.02 | 16.33 | / | (9.97) | / | . | / | 18.97 | 10.17 | 632 |
| 16.90 | 18.21 | 16.53 | / | 10.83 | / | . | 12.00 | 17.29 | 11.16 | 633 |
| (21.14) | (18.28) | (16.94) | / | 10.88 | / | . | / | 19.05 | 11.02 | 634 |
| 17.42 | 18.27 | 16.90 | / | 10.85 | / | . | 12.13 | 17.45 | 11.23 | 635 |
| 14.39 | 17.24 | 15.84 | / | 10.28 | / | . | (9.83) | 16.34 | 10.25 | 636 |
| SONSTIGEN TEXTILGEWERBES) | | | | | | | | | | |
| 20.29 | 20.41 | 19.45 | / | 11.37 | . | 22.55 | 10.57 | 20.00 | 11.28 | 637 |
| 21.14 | 22.13 | 22.37 | / | 12.11 | . | 26.43 | 11.08 | 21.82 | 12.05 | 638 |
| 19.69 | 19.44 | 19.37 | / | 10.59 | . | 21.79 | 10.43 | 19.06 | 10.56 | 639 |
| 18.48 | 18.25 | 17.56 | / | 9.85 | . | 17.86 | / | 17.51 | 9.85 | 640 |
| 21.47 | 21.44 | 20.38 | / | 11.99 | . | 24.37 | 10.57 | 21.90 | 11.77 | 641 |
| 22.03 | 22.62 | 22.50 | / | 12.53 | . | 26.86 | 11.03 | 22.39 | 12.41 | 642 |
| 21.11 | 20.44 | 19.75 | / | 10.52 | . | 24.35 | 10.32 | 20.39 | 10.46 | 643 |
| 18.99 | 19.89 | 18.63 | / | (9.65) | . | 19.12 | / | 19.20 | (9.62) | 644 |
| 16.57 | 17.69 | 16.23 | / | 10.77 | . | 19.49 | 10.57 | 17.30 | 10.75 | 645 |
| 16.25 | 19.00 | / | / | 11.20 | . | (24.51) | / | 18.68 | 11.21 | 646 |
| 16.76 | 17.65 | (17.50) | / | 10.62 | . | 19.93 | 10.55 | 17.25 | 10.61 | 647 |
| (15.07) | 15.95 | 15.74 | / | 9.93 | . | (15.63) | / | 16.01 | 9.94 | 648 |

4 DURCHSCHNITTliche BRUTTOSTUNDENVERDIENSTE DER ARBEITER
OKTOBER

| LAUF- FENDE NUMMER | GESCHLECHT LEISTUNGS- GRUPPE | BADEN- WÜRTTEM- BERG | BAYERN | BERLIN | | | BRANDEN- BURG | BREMEN | HAMBURG | HESSEN | MECKLEN- BURG- VORPOMMERN |
|---------------------------------|------------------------------------|----------------------------|---------|-----------|---------|---------|------------------|---------|---------|---------|---------------------------------|
| | | | | INSGESAMT | (WEST) | (OST) | | | | | |
| BEKLEIDUNGS | | | | | | | | | | | |
| 649 | ZUSAMMEN | 16.49 | 16.88 | - | 15.05 | 13.17 | 10.87 | 13.34 | 16.61 | 16.13 | . |
| 650 | 1 | 18.54 | 18.99 | - | 15.19 | 12.91 | 10.07 | 14.63 | (15.57) | 17.69 | . |
| 651 | 2 | 15.98 | 16.56 | - | 15.78 | 13.29 | 11.19 | 14.58 | 17.10 | 15.87 | . |
| 652 | 3 | 15.52 | 14.86 | - | 14.28 | / | / | 12.46 | / | 15.03 | . |
| 653 | MAENNLICH | 20.18 | 19.96 | - | 16.62 | 13.71 | 13.26 | 17.09 | (18.86) | 20.19 | . |
| 654 | 1 | 21.83 | 21.51 | - | 16.93 | 14.24 | (13.16) | (18.01) | / | 21.50 | . |
| 655 | 2 | 19.77 | 18.69 | - | 18.90 | / | (13.59) | 18.10 | (17.79) | 19.61 | . |
| 656 | 3 | 17.15 | 16.81 | - | 13.85 | / | / | 15.36 | / | 17.62 | . |
| 657 | WEIBLICH | 15.77 | 16.41 | - | 14.55 | 13.10 | 10.68 | 12.41 | 15.87 | 15.27 | . |
| 658 | 1 | 16.83 | 17.72 | - | 14.77 | 12.05 | 9.60 | 13.03 | (14.41) | 15.43 | . |
| 659 | 2 | 15.65 | 16.39 | - | 14.03 | 13.35 | 11.07 | 13.06 | (16.78) | 15.44 | . |
| 660 | 3 | 15.17 | 14.57 | - | 14.42 | / | / | 12.06 | / | 14.53 | . |
| NAHRUNGS- UND GE | | | | | | | | | | | |
| 661 | ZUSAMMEN | 22.02 | 21.57 | - | 23.20 | 15.40 | 14.43 | 21.79 | 22.90 | 21.09 | 13.97 |
| 662 | 1 | 24.99 | 23.98 | - | 27.46 | 16.55 | 15.40 | 26.56 | 27.35 | 24.15 | 15.33 |
| 663 | 2 | 21.89 | 21.24 | - | 22.04 | 14.09 | 13.78 | 21.19 | 20.94 | 20.39 | 13.12 |
| 664 | 3 | 17.63 | 16.66 | - | 19.41 | 11.90 | 13.23 | 17.59 | 17.66 | 17.85 | 11.05 |
| 665 | MAENNLICH | 23.72 | 22.90 | - | 24.56 | 15.95 | 15.03 | 24.27 | 24.83 | 22.59 | 14.63 |
| 666 | 1 | 25.11 | 24.05 | - | 27.69 | 16.73 | 15.79 | 26.67 | 27.57 | 24.25 | 15.61 |
| 667 | 2 | 22.91 | 21.94 | - | 21.77 | 14.52 | 14.31 | 23.15 | 22.50 | 21.14 | 13.56 |
| 668 | 3 | 19.94 | 18.60 | - | 22.18 | 12.80 | 14.07 | 20.51 | 19.60 | 19.98 | 11.60 |
| 669 | WEIBLICH | 17.20 | 16.52 | - | 20.04 | 13.07 | 12.91 | 16.08 | 16.91 | 16.64 | 12.35 |
| 670 | 1 | 20.55 | 20.31 | - | 25.00 | 15.08 | 13.72 | (17.98) | 21.79 | 21.18 | 13.92 |
| 671 | 2 | 18.58 | 18.16 | - | 22.52 | 12.97 | 12.65 | 16.64 | 17.66 | 16.93 | 12.27 |
| 672 | 3 | 16.38 | 15.67 | - | 16.46 | 10.79 | 12.36 | 15.69 | 15.71 | 16.26 | 10.77 |
| BROT- UND BACK | | | | | | | | | | | |
| 673 | ZUSAMMEN | 20.30 | 19.64 | - | 20.78 | 15.48 | 14.33 | . | . | 21.58 | 12.69 |
| 674 | 1 | 21.93 | 23.35 | - | 24.00 | 16.74 | 15.90 | . | . | 23.55 | 13.71 |
| 675 | 2 | 19.73 | 19.27 | - | 20.38 | 13.70 | 13.31 | . | . | 22.69 | 11.52 |
| 676 | 3 | 15.90 | 16.53 | - | 17.54 | 12.40 | 10.91 | . | . | 19.22 | 10.22 |
| 677 | MAENNLICH | 21.29 | 20.56 | - | 21.33 | 16.10 | 15.22 | . | . | 22.64 | 13.30 |
| 678 | 1 | 22.28 | 23.41 | - | 24.05 | 16.98 | 16.40 | . | . | 23.74 | 14.01 |
| 679 | 2 | 20.13 | 19.40 | - | 20.60 | 14.21 | 13.65 | . | . | 22.72 | 11.97 |
| 680 | 3 | 17.15 | 17.52 | - | 18.28 | 13.07 | (11.32) | . | . | 20.81 | 10.64 |
| 681 | WEIBLICH | 16.27 | 15.41 | - | 16.10 | 12.74 | 12.83 | . | . | 17.08 | 11.59 |
| 682 | 1 | 17.67 | / | - | / | 14.24 | 13.89 | . | . | 19.49 | 12.82 |
| 683 | 2 | 17.93 | (16.11) | - | / | 12.86 | 12.95 | . | . | / | 10.99 |
| 684 | 3 | 15.04 | 15.27 | - | (15.27) | 11.25 | 10.80 | . | . | 16.71 | 9.99 |
| OBST- UND GEMUE | | | | | | | | | | | |
| 685 | ZUSAMMEN | 19.93 | 18.02 | - | 21.78 | / | . | / | 20.83 | 19.20 | . |
| 686 | 1 | 24.37 | 23.10 | - | 25.24 | / | . | / | 25.01 | 23.58 | . |
| 687 | 2 | 20.49 | 19.23 | - | 22.58 | / | . | / | 19.76 | 19.50 | . |
| 688 | 3 | 16.35 | 14.34 | - | 17.91 | / | . | / | 17.16 | 16.72 | . |
| 689 | MAENNLICH | 21.53 | 20.30 | - | 23.42 | / | . | / | 21.98 | 20.95 | . |
| 690 | 1 | 24.43 | 23.20 | - | 25.45 | / | . | / | 25.13 | 24.04 | . |
| 691 | 2 | 20.88 | 20.19 | - | 24.54 | / | . | / | 20.15 | 20.00 | . |
| 692 | 3 | 18.14 | 15.86 | - | 18.88 | / | . | / | 17.74 | 18.56 | . |
| 693 | WEIBLICH | 15.83 | 13.80 | - | 17.62 | / | . | / | 18.04 | 15.98 | . |
| 694 | 1 | (22.34) | / | - | / | / | . | / | (22.87) | (19.31) | . |
| 695 | 2 | 17.49 | 14.84 | - | 18.14 | / | . | / | 18.95 | (16.67) | . |
| 696 | 3 | 15.30 | 13.51 | - | (16.33) | / | . | / | 16.67 | 15.59 | . |
| SCHLACHTHAEUSER (OHNE KOMMUNALE | | | | | | | | | | | |
| 697 | ZUSAMMEN | 19.85 | 19.12 | - | 21.58 | 14.73 | 13.27 | . | . | 19.37 | 12.55 |
| 698 | 1 | 24.85 | 21.40 | - | 25.08 | 14.75 | 14.26 | . | . | 23.27 | 12.83 |
| 699 | 2 | 19.08 | 19.14 | - | 19.39 | (14.74) | 12.45 | . | . | 18.10 | 12.46 |
| 700 | 3 | 15.25 | 16.89 | - | 19.58 | / | 11.41 | . | . | 15.65 | 11.87 |
| 701 | MAENNLICH | 22.59 | 20.65 | - | 22.95 | 15.00 | 13.79 | . | . | 21.20 | 12.74 |
| 702 | 1 | 25.01 | 21.51 | - | 25.08 | 14.82 | 14.49 | . | . | 23.60 | 13.01 |
| 703 | 2 | 20.40 | 20.13 | - | 20.61 | (15.49) | 12.94 | . | . | 19.56 | 12.60 |
| 704 | 3 | 17.05 | 19.00 | - | 21.03 | / | 12.02 | . | . | 17.04 | (11.62) |
| 705 | WEIBLICH | 15.42 | 15.98 | - | 17.63 | (12.69) | 12.30 | . | . | 14.99 | 12.11 |
| 706 | 1 | (19.10) | 18.77 | - | / | / | 13.57 | . | . | (18.31) | 11.95 |
| 707 | 2 | 16.66 | 16.32 | - | 16.84 | / | 11.86 | . | . | 14.61 | 12.18 |
| 708 | 3 | 14.77 | 15.72 | - | 17.70 | / | 10.85 | . | . | 14.76 | 12.01 |
| FISCHVER | | | | | | | | | | | |
| 709 | ZUSAMMEN | / | . | - | . | / | . | 18.01 | . | / | 11.00 |
| 710 | 1 | / | . | - | . | / | . | 22.06 | . | / | 13.17 |
| 711 | 2 | / | . | - | . | / | . | 17.67 | . | / | 10.19 |
| 712 | 3 | / | . | - | . | / | . | 17.03 | . | / | / |
| 713 | MAENNLICH | / | . | - | . | / | . | 20.46 | . | / | 11.99 |
| 714 | 1 | / | . | - | . | / | . | 22.39 | . | / | 13.15 |
| 715 | 2 | / | . | - | . | / | . | 19.81 | . | / | 10.78 |
| 716 | 3 | / | . | - | . | / | . | 19.90 | . | / | / |
| 717 | WEIBLICH | / | . | - | . | / | . | 14.90 | . | / | 10.09 |
| 718 | 1 | / | . | - | . | / | . | (15.53) | . | / | / |
| 719 | 2 | / | . | - | . | / | . | 14.63 | . | / | 9.92 |
| 720 | 3 | / | . | - | . | / | . | 15.05 | . | / | / |

NACH WIRTSCHAFTSZWEIG, GESCHLECHT UND LEISTUNGSGRUPPE IN DM
1993

| NIEDER- SACHSEN | NORDRHEIN- WESTFALEN | RHEINLAND- PFALZ | SAARLAND | SACHSEN | SACHSEN- ANHALT | SCHLESWIG- HOLSTEIN | THUE- RINGEN | FRUEHERES BUNDES- GEBIET | NEUE LAENDER U. BERLIN-OST | LAUFENDE NUMMER |
|--------------------------------------|-------------------------|---------------------|----------|---------|--------------------|------------------------|-----------------|--------------------------------|----------------------------------|--------------------|
| GEWERBE | | | | | | | | | | |
| 16.57 | 17.07 | 14.77 | 14.69 | 10.07 | 9.72 | 15.82 | 9.56 | 16.64 | 10.35 | 649 |
| 16.73 | 18.17 | 18.09 | 15.35 | 10.90 | 10.02 | 17.27 | 9.70 | 18.12 | 10.62 | 650 |
| 16.56 | 16.89 | 15.16 | 14.63 | 9.66 | 9.44 | 15.57 | 9.72 | 16.42 | 10.39 | 651 |
| 16.00 | 16.35 | 12.14 | 13.88 | 8.40 | (9.26) | 14.38 | 8.03 | 15.33 | 8.48 | 652 |
| 19.70 | 20.24 | 19.08 | 17.19 | 12.12 | (11.65) | 18.72 | (11.80) | 19.94 | 12.30 | 653 |
| 20.81 | 21.99 | 19.79 | 18.20 | 12.47 | (12.08) | 19.08 | (12.75) | 21.42 | 12.78 | 654 |
| 18.70 | 20.11 | 19.64 | (15.94) | 12.14 | / | 18.95 | / | 19.47 | 12.06 | 655 |
| 18.39 | 18.46 | / | / | (9.02) | / | / | / | 17.63 | (9.38) | 656 |
| 16.04 | 16.01 | 14.05 | 14.40 | 9.65 | 9.57 | 15.51 | 9.38 | 15.95 | 10.03 | 657 |
| 15.66 | 16.49 | 16.63 | 14.38 | 10.48 | 9.73 | 16.72 | 9.37 | 16.64 | 10.12 | 658 |
| 16.33 | 16.01 | 14.66 | 14.56 | 9.23 | 9.44 | 15.37 | 9.76 | 16.03 | 10.19 | 659 |
| 15.22 | 15.52 | 11.89 | 13.75 | 8.32 | (9.36) | 14.20 | 7.84 | 14.76 | 8.36 | 660 |
| NUSSMITTELINDUSTRIE | | | | | | | | | | |
| 20.91 | 21.48 | 21.35 | 18.84 | 13.38 | 12.73 | 19.64 | 12.74 | 21.39 | 13.50 | 661 |
| 24.46 | 25.59 | 23.84 | 23.30 | 14.54 | 13.90 | 23.89 | 13.87 | 24.77 | 14.75 | 662 |
| 21.27 | 21.14 | 20.89 | 18.51 | 12.61 | 12.39 | 19.92 | 12.79 | 21.18 | 12.91 | 663 |
| 16.95 | 17.17 | 16.56 | 15.57 | 12.19 | 10.75 | 16.01 | 9.92 | 17.12 | 11.40 | 664 |
| 22.63 | 23.56 | 22.40 | 21.78 | 14.07 | 13.51 | 21.61 | 13.56 | 23.10 | 14.25 | 665 |
| 24.61 | 25.73 | 23.97 | 23.32 | 14.88 | 14.19 | 24.00 | 14.12 | 24.88 | 15.07 | 666 |
| 22.05 | 22.18 | 21.03 | 18.80 | 13.18 | 12.87 | 20.45 | 13.44 | 21.96 | 13.47 | 667 |
| 19.01 | 19.97 | 18.14 | 19.58 | 13.32 | 12.23 | 18.20 | 10.44 | 19.52 | 12.62 | 668 |
| 16.19 | 15.99 | 17.26 | 14.53 | 11.84 | 11.40 | 15.25 | 11.44 | 16.49 | 11.92 | 669 |
| 21.03 | 20.07 | 19.35 | / | 12.85 | 12.69 | 20.03 | 12.67 | 21.04 | 13.22 | 670 |
| 17.15 | 17.50 | 20.39 | 16.55 | 11.70 | 11.69 | 16.88 | 11.96 | 18.24 | 11.99 | 671 |
| 15.60 | 15.30 | 15.36 | 14.42 | 11.20 | 10.14 | 14.83 | 9.71 | 15.60 | 10.63 | 672 |
| WARENINDUSTRIE | | | | | | | | | | |
| 22.70 | 21.59 | 19.97 | . | 12.57 | 13.07 | 22.52 | 11.88 | 21.30 | 13.08 | 673 |
| 24.37 | 24.53 | 22.82 | . | 13.45 | 13.77 | 25.42 | 12.41 | 23.74 | 14.08 | 674 |
| 24.08 | 21.14 | 22.37 | . | 11.52 | 12.46 | 21.24 | 11.17 | 21.62 | 12.10 | 675 |
| 16.70 | 18.18 | 17.70 | . | 10.28 | (10.06) | 18.24 | 9.46 | 17.76 | 10.65 | 676 |
| 24.16 | 22.64 | 22.19 | . | 13.00 | 13.62 | 23.59 | 12.29 | 22.42 | 13.79 | 677 |
| 24.40 | 24.55 | 23.44 | . | 13.66 | 14.02 | 25.48 | 12.55 | 23.89 | 14.43 | 678 |
| 24.58 | 21.29 | 22.61 | . | 11.52 | 13.04 | 21.26 | 11.89 | 21.87 | 12.59 | 679 |
| 18.93 | 19.98 | 20.72 | . | (10.61) | / | 19.87 | (9.81) | 19.47 | 11.49 | 680 |
| 16.57 | 16.23 | 14.93 | . | 11.79 | 12.20 | 17.69 | 10.95 | 16.36 | 11.84 | 681 |
| / | / | (17.27) | . | 12.83 | 13.07 | / | 12.00 | 18.73 | 12.88 | 682 |
| 18.67 | (17.59) | / | . | 11.52 | 11.91 | / | 10.78 | 18.04 | 11.63 | 683 |
| 16.01 | 16.08 | 14.52 | . | 10.16 | (9.97) | 17.54 | 9.32 | 15.98 | 10.18 | 684 |
| SEVERARBEITUNG | | | | | | | | | | |
| 19.02 | 20.57 | 18.29 | . | 11.37 | 10.70 | 17.79 | 10.63 | 19.56 | 11.27 | 685 |
| 22.11 | 23.75 | 21.97 | . | 12.20 | 11.52 | 21.87 | 12.01 | 23.29 | 12.09 | 686 |
| 18.63 | 20.09 | 18.96 | . | 10.95 | (9.81) | 17.12 | 10.41 | 19.53 | 11.02 | 687 |
| 16.01 | 18.77 | 14.72 | . | (8.76) | (8.61) | 14.89 | 8.74 | 16.80 | 9.42 | 688 |
| 20.18 | 21.79 | 19.44 | . | 11.83 | 11.45 | 19.52 | 11.37 | 21.05 | 11.96 | 689 |
| 22.37 | 23.77 | 22.40 | . | 12.49 | 11.76 | 21.96 | 12.45 | 23.42 | 12.40 | 690 |
| 19.26 | 20.52 | 19.46 | . | 11.38 | (10.51) | 17.97 | 11.08 | 20.17 | 11.79 | 691 |
| 17.01 | 20.60 | 15.33 | . | / | / | 15.58 | (8.93) | 18.61 | (9.59) | 692 |
| 15.98 | 16.77 | 15.00 | . | 10.80 | 9.81 | 14.91 | 9.89 | 15.80 | 10.44 | 693 |
| 17.75 | / | / | . | 11.65 | (10.99) | / | (11.02) | 19.44 | 11.43 | 694 |
| 16.77 | 17.34 | 16.21 | . | 10.53 | (9.34) | 15.61 | 9.90 | 16.86 | 10.29 | 695 |
| 15.25 | 16.62 | 14.21 | . | / | (8.41) | 14.53 | (8.62) | 15.34 | 9.35 | 696 |
| SCHLACHTHOEFEN), FLEISCHVERARBEITUNG | | | | | | | | | | |
| 19.16 | 21.39 | 17.74 | 20.12 | 12.09 | 12.32 | 19.88 | 12.53 | 20.06 | 12.55 | 697 |
| 23.83 | 24.78 | 19.05 | 22.05 | 13.08 | 13.22 | 23.56 | 13.21 | 23.80 | 13.45 | 698 |
| 19.38 | 21.14 | 18.12 | (17.18) | 11.69 | 11.95 | 21.24 | 12.38 | 20.05 | 12.14 | 699 |
| 16.90 | 18.64 | 15.90 | 17.65 | 10.68 | 10.22 | 16.78 | 10.57 | 17.36 | 10.88 | 700 |
| 20.98 | 22.80 | 18.12 | 21.64 | 12.66 | 12.97 | 21.63 | 13.02 | 21.76 | 13.06 | 701 |
| 24.14 | 24.84 | 19.17 | 22.09 | 13.43 | 13.98 | 23.59 | 13.30 | 23.94 | 13.65 | 702 |
| 20.60 | 22.23 | 18.37 | (17.27) | 12.30 | 12.56 | 21.32 | 13.05 | 21.10 | 12.67 | 703 |
| 18.30 | 19.94 | 16.42 | 20.35 | 10.88 | (10.92) | 18.13 | 10.37 | 18.95 | 11.21 | 704 |
| 15.90 | 17.51 | 13.72 | 16.53 | 11.03 | 11.12 | 16.36 | 11.49 | 16.38 | 11.54 | 705 |
| 19.30 | (20.28) | / | / | 11.99 | 12.95 | (21.54) | 12.61 | 19.37 | 12.62 | 706 |
| 15.50 | 17.38 | (13.17) | / | 10.77 | 11.21 | (18.73) | 11.40 | 16.41 | 11.35 | 707 |
| 15.83 | 17.51 | 14.05 | 16.49 | 10.49 | 10.00 | 16.23 | 10.75 | 16.25 | 10.63 | 708 |
| ARBEITUNG | | | | | | | | | | |
| 16.78 | 16.28 | . | / | 10.55 | 9.28 | 15.50 | . | 16.98 | 10.58 | 709 |
| 19.88 | 21.26 | . | / | / | / | 20.15 | . | 21.02 | 12.84 | 710 |
| 17.88 | 17.39 | . | / | (13.24) | 9.55 | 18.65 | . | 17.96 | 10.19 | 711 |
| 15.98 | 14.65 | . | / | (9.01) | (8.41) | 14.16 | . | 15.68 | 8.70 | 712 |
| 19.29 | 19.08 | . | / | (11.62) | (10.61) | 18.49 | . | 19.72 | 11.70 | 713 |
| 21.44 | 21.47 | . | / | / | / | 20.30 | . | 21.82 | 12.91 | 714 |
| 19.24 | 19.39 | . | / | / | (10.88) | 19.50 | . | 19.79 | 10.94 | 715 |
| 18.39 | 16.71 | . | / | / | / | 16.83 | . | 18.45 | (9.24) | 716 |
| 14.80 | 14.64 | . | / | (9.81) | 8.52 | 13.48 | . | 14.56 | 9.67 | 717 |
| 15.17 | / | . | / | / | / | / | . | 15.45 | / | 718 |
| 15.07 | 15.72 | . | / | / | (8.55) | 16.01 | . | 15.13 | 9.82 | 719 |
| 14.74 | 14.09 | . | / | (8.75) | (8.32) | 13.29 | . | 14.37 | 8.50 | 720 |

4 DURCHSCHNITTliche BRUTTOSTUNDENVERDIENSTE DER ARBEITER
OKTOBER

| LAUFENDE NUMMER | GESCHLECHT LEISTUNGS- GRUPPE | BADEN- WÜRTTEMBERG | BAYERN | BERLIN | | | BRANDEN- BURG | BREMEN | HAMBURG | HESSEN | MECKLEN- BURG- VORPOMMERN |
|-------------------------------------|------------------------------------|-----------------------|--------|-----------|--------|---------|------------------|--------|---------|---------|---------------------------------|
| | | | | INSGESAMT | (WEST) | (OST) | | | | | |
| BRAUEREI, | | | | | | | | | | | |
| 721 | ZUSAMMEN | 24.71 | 24.58 | - | . | 19.51 | 16.36 | . | 27.29 | 25.57 | 16.53 |
| 722 | 1 | 25.14 | 24.78 | - | . | 19.56 | 17.31 | . | 27.71 | 25.83 | 17.26 |
| 723 | 2 | 23.37 | 24.88 | - | . | 20.01 | 15.21 | . | / | 25.37 | 16.05 |
| 724 | 3 | 21.50 | 20.37 | - | . | (16.55) | (17.36) | . | 23.21 | 24.37 | (15.05) |
| 725 | MAENNLICH | 24.76 | 24.66 | - | . | 19.56 | 16.56 | . | 27.38 | 25.61 | 16.59 |
| 726 | 1 | 25.14 | 24.78 | - | . | 19.68 | 17.70 | . | 27.73 | 25.83 | 17.20 |
| 727 | 2 | 23.37 | 24.95 | - | . | 19.75 | 15.30 | . | / | 25.41 | 16.08 |
| 728 | 3 | 21.71 | 20.70 | - | . | / | / | . | 23.40 | 24.51 | / |
| 729 | WEIBLICH | 21.43 | 20.44 | - | . | 19.22 | 15.04 | . | (23.25) | 23.49 | 16.24 |
| 730 | 1 | (24.96) | 24.18 | - | . | (18.72) | (15.27) | . | / | (25.50) | / |
| 731 | 2 | / | / | - | . | / | (14.36) | . | / | / | 15.95 |
| 732 | 3 | (20.15) | 19.25 | - | . | / | / | . | (22.21) | (22.73) | / |
| TABAKVER | | | | | | | | | | | |
| 733 | ZUSAMMEN | 20.39 | 24.81 | - | 27.98 | . | / | . | . | 14.47 | . |
| 734 | 1 | 27.45 | 30.47 | - | 32.59 | . | / | . | . | / | . |
| 735 | 2 | 20.81 | 24.13 | - | 25.19 | . | / | . | . | 14.30 | . |
| 736 | 3 | 17.98 | 20.34 | - | 25.40 | . | / | . | . | / | . |
| 737 | MAENNLICH | 23.03 | 26.33 | - | 29.83 | . | / | . | . | / | . |
| 738 | 1 | 27.45 | 30.52 | - | 34.22 | . | / | . | . | / | . |
| 739 | 2 | 21.51 | 22.27 | - | 24.71 | . | / | . | . | / | . |
| 740 | 3 | 19.47 | 21.75 | - | 26.34 | . | / | . | . | / | . |
| 741 | WEIBLICH | 17.30 | 22.25 | - | 25.02 | . | / | . | . | 13.74 | . |
| 742 | 1 | / | / | - | 26.06 | . | / | . | . | / | . |
| 743 | 2 | / | 26.20 | - | 25.40 | . | / | . | . | 13.54 | . |
| 744 | 3 | 17.38 | 19.42 | - | 21.15 | . | / | . | . | / | . |
| DAVON: HERSTELLUNG VON | | | | | | | | | | | |
| 745 | ZUSAMMEN | 14.98 | / | - | / | / | / | / | / | . | / |
| 746 | 1 | (20.32) | / | - | / | / | / | / | / | . | / |
| 747 | 2 | / | / | - | / | / | / | / | / | . | / |
| 748 | 3 | 14.02 | / | - | / | / | / | / | / | . | / |
| 749 | MAENNLICH | (18.89) | / | - | / | / | / | / | / | . | / |
| 750 | 1 | (20.32) | / | - | / | / | / | / | / | . | / |
| 751 | 2 | / | / | - | / | / | / | / | / | . | / |
| 752 | 3 | / | / | - | / | / | / | / | / | . | / |
| 753 | WEIBLICH | 13.49 | / | - | / | / | / | / | / | . | / |
| 754 | 1 | / | / | - | / | / | / | / | / | . | / |
| 755 | 2 | / | / | - | / | / | / | / | / | . | / |
| 756 | 3 | 13.52 | / | - | / | / | / | / | / | . | / |
| TABAKVERARBEITUNG (OHNE HERSTELLUNG | | | | | | | | | | | |
| 757 | ZUSAMMEN | 21.82 | 24.81 | - | 27.98 | . | / | . | . | . | . |
| 758 | 1 | 28.86 | 30.47 | - | 32.59 | . | / | . | . | . | . |
| 759 | 2 | 21.68 | 24.13 | - | 25.19 | . | / | . | . | . | . |
| 760 | 3 | 19.33 | 20.34 | - | 25.40 | . | / | . | . | . | . |
| 761 | MAENNLICH | 23.52 | 26.33 | - | 29.83 | . | / | . | . | . | . |
| 762 | 1 | 28.86 | 30.52 | - | 34.22 | . | / | . | . | . | . |
| 763 | 2 | 21.59 | 22.27 | - | 24.71 | . | / | . | . | . | . |
| 764 | 3 | 19.82 | 21.75 | - | 26.34 | . | / | . | . | . | . |
| 765 | WEIBLICH | 19.17 | 22.25 | - | 25.02 | . | / | . | . | . | . |
| 766 | 1 | / | / | - | 26.06 | . | / | . | . | . | . |
| 767 | 2 | / | 26.20 | - | 25.40 | . | / | . | . | . | . |
| 768 | 3 | 19.07 | 19.42 | - | 21.15 | . | / | . | . | . | . |
| HOCH- UND TIEFBAU | | | | | | | | | | | |
| 769 | | | | | | | | | | | |
| 770 | | | | | | | | | | | |
| 771 | | | | | | | | | | | |
| 772 | | | | | | | | | | | |
| 773 | MAENNLICH | 23.45 | 23.97 | - | 26.12 | 20.92 | 17.43 | 25.33 | 27.02 | 23.71 | 17.11 |
| 774 | 1 | 25.19 | 25.14 | - | 27.87 | 22.07 | 18.13 | 26.48 | 27.76 | 25.03 | 17.83 |
| 775 | 2 | 22.36 | 22.84 | - | 24.88 | 19.57 | 17.28 | 23.40 | 24.88 | 22.08 | 16.96 |
| 776 | 3 | 19.72 | 20.69 | - | 20.69 | 17.24 | 15.21 | 20.81 | 23.27 | 20.53 | 14.70 |
| 777 | | | | | | | | | | | |
| 778 | | | | | | | | | | | |
| 779 | | | | | | | | | | | |
| 780 | | | | | | | | | | | |
| HOCH- UND TIEFBAU MIT HANDWERK | | | | | | | | | | | |
| 781 | | | | | | | | | | | |
| 782 | | | | | | | | | | | |
| 783 | | | | | | | | | | | |
| 784 | | | | | | | | | | | |
| 785 | MAENNLICH | 23.43 | 24.00 | - | 26.13 | 20.92 | 17.43 | 25.33 | 26.98 | 23.69 | 16.97 |
| 786 | 1 | 25.19 | 25.16 | - | 27.89 | 22.07 | 18.12 | 26.48 | 27.74 | 25.00 | 17.63 |
| 787 | 2 | 22.36 | 22.88 | - | 24.90 | 19.57 | 17.30 | 23.40 | 24.88 | 22.07 | 16.92 |
| 788 | 3 | 19.72 | 20.74 | - | 20.69 | 17.25 | 15.21 | 20.81 | 23.29 | 20.53 | 14.60 |
| 789 | | | | | | | | | | | |
| 790 | | | | | | | | | | | |
| 791 | | | | | | | | | | | |
| 792 | | | | | | | | | | | |

NACH WIRTSCHAFTSZWEIG, GESCHLECHT UND LEISTUNGSGRUPPE IN DM
1993

| NIEDER- SACHSEN | NORDRHEIN- WESTFALEN | RHEINLAND- PFALZ | SAARLAND | SACHSEN | SACHSEN- ANHALT | SCHLESWIG- HOLSTEIN | THUE- RINGEN | FRUEHERES BUNDES- GEBIET | NEUE LAENDER U. BERLIN-OST | LAUFENDE NUMMER |
|------------------------------------|-------------------------|---------------------|----------|---------|--------------------|------------------------|-----------------|--------------------------------|----------------------------------|--------------------|
| MAELZEREI | | | | | | | | | | |
| 26.37 | 27.57 | 24.33 | 24.05 | 15.85 | 15.09 | 24.82 | 14.71 | 25.39 | 15.84 | 721 |
| 26.58 | 28.24 | 24.80 | 24.57 | 16.35 | 15.80 | 26.34 | 15.17 | 25.78 | 16.49 | 722 |
| 24.20 | 26.29 | 22.26 | 22.53 | 15.04 | 13.98 | 20.37 | 14.59 | 24.81 | 15.13 | 723 |
| 24.90 | 24.39 | 21.11 | 22.26 | 14.03 | 14.17 | / | 12.74 | 22.59 | 14.07 | 724 |
| 26.41 | 27.63 | 24.37 | 24.11 | 15.97 | 15.30 | 25.09 | 14.77 | 25.46 | 15.93 | 725 |
| 26.60 | 28.28 | 24.80 | 24.57 | 16.38 | 16.03 | 26.39 | 15.18 | 25.78 | 16.55 | 726 |
| 24.20 | 26.31 | 22.28 | 22.53 | 15.15 | 14.11 | 19.96 | 14.60 | 24.88 | 15.15 | 727 |
| 25.23 | 24.51 | 21.27 | 22.49 | 14.38 | (14.31) | / | (12.96) | 22.93 | 14.41 | 728 |
| (23.11) | 24.13 | (20.54) | / | 14.83 | 13.93 | (21.15) | 14.10 | 21.76 | 15.09 | 729 |
| / | 25.24 | / | / | 16.00 | (14.35) | / | (15.08) | 24.62 | 15.88 | 730 |
| / | / | / | / | 14.14 | (13.22) | (21.80) | (14.43) | 21.23 | 15.03 | 731 |
| (23.48) | 22.75 | (20.40) | / | 13.35 | (13.70) | / | (12.38) | 20.47 | 13.34 | 732 |
| ARBEITUNG | | | | | | | | | | |
| . | 16.61 | 25.45 | / | . | / | . | 16.22 | 25.20 | 17.70 | 733 |
| . | 19.48 | 31.66 | / | . | / | . | 21.67 | 30.45 | 22.12 | 734 |
| . | 16.64 | 24.06 | / | . | / | . | 15.28 | 23.76 | 16.60 | 735 |
| . | 15.48 | 17.22 | / | . | / | . | 10.58 | 20.83 | 16.21 | 736 |
| . | 19.24 | 26.66 | / | . | / | . | 19.65 | 27.58 | 20.05 | 737 |
| . | 21.39 | 31.66 | / | . | / | . | 21.65 | 31.59 | 22.13 | 738 |
| . | (18.32) | 24.01 | / | . | / | . | 17.28 | 23.61 | 18.31 | 739 |
| . | 17.46 | / | / | . | / | . | / | 24.01 | 18.56 | 740 |
| . | 15.40 | 23.02 | / | . | / | . | 14.24 | 21.94 | 15.70 | 741 |
| . | (13.54) | / | / | . | / | . | (21.83) | 25.20 | (21.93) | 742 |
| . | 16.42 | 24.14 | / | . | / | . | 14.72 | 23.88 | 15.94 | 743 |
| . | 14.61 | 17.40 | / | . | / | . | 10.69 | 17.83 | 14.35 | 744 |
| ZIGARREN, ZIGARILLOS, STUMPEN | | | | | | | | | | |
| . | 16.41 | / | / | / | / | / | . | 15.98 | 11.57 | 745 |
| . | 18.85 | / | / | / | / | / | . | 18.80 | 14.71 | 746 |
| . | 16.50 | / | / | / | / | / | . | 15.85 | 11.44 | 747 |
| . | 15.44 | / | / | / | / | / | . | 15.09 | 10.08 | 748 |
| . | 18.74 | / | / | / | / | / | . | 18.77 | 13.05 | 749 |
| . | 20.83 | / | / | / | / | / | . | 20.73 | 14.71 | 750 |
| . | (17.26) | / | / | / | / | / | . | (17.24) | (11.42) | 751 |
| . | 17.24 | / | / | / | / | / | . | 17.22 | / | 752 |
| . | 15.45 | / | / | / | / | / | . | 14.93 | 11.12 | 753 |
| . | (13.54) | / | / | / | / | / | . | (13.52) | / | 754 |
| . | 16.42 | / | / | / | / | / | . | 15.72 | 11.45 | 755 |
| . | 14.67 | / | / | / | / | / | . | 14.34 | 10.16 | 756 |
| VON ZIGARREN, ZIGARILLOS, STUMPEN) | | | | | | | | | | |
| . | (19.90) | 25.45 | / | . | / | . | 21.53 | 26.03 | 20.38 | 757 |
| . | / | 31.66 | / | . | / | . | 24.44 | 30.93 | 23.73 | 758 |
| . | / | 24.06 | / | . | / | . | 19.93 | 24.46 | 19.59 | 759 |
| . | (16.13) | 17.22 | / | . | / | . | / | 21.71 | 18.54 | 760 |
| . | (22.81) | 26.66 | / | . | / | . | 23.00 | 27.94 | 21.32 | 761 |
| . | / | 31.66 | / | . | / | . | 24.81 | 31.99 | 23.88 | 762 |
| . | / | 24.01 | / | . | / | . | 20.17 | 23.71 | 19.78 | 763 |
| . | / | / | / | . | / | . | / | 24.54 | 19.07 | 764 |
| . | / | 23.02 | / | . | / | . | 19.94 | 23.10 | 19.19 | 765 |
| . | / | / | / | . | / | . | (21.83) | 25.95 | (21.93) | 766 |
| . | / | 24.14 | / | . | / | . | 19.81 | 25.10 | 19.48 | 767 |
| . | / | 17.40 | / | . | / | . | / | 18.66 | 17.82 | 768 |
| (EINSCHL. HANDWERK) | | | | | | | | | | |
| | | | | | | | | | | 769 |
| | | | | | | | | | | 770 |
| | | | | | | | | | | 771 |
| | | | | | | | | | | 772 |
| 24.07 | 24.36 | 23.54 | 23.09 | 17.90 | 17.58 | 23.84 | 17.91 | 24.07 | 17.79 | 773 |
| 24.77 | 25.12 | 24.67 | 24.36 | 19.19 | 18.56 | 24.70 | 18.99 | 25.21 | 18.85 | 774 |
| 23.71 | 23.51 | 23.30 | 21.55 | 17.08 | 16.95 | 22.08 | 17.01 | 23.04 | 17.13 | 775 |
| 20.79 | 21.20 | 20.77 | 19.95 | 15.22 | 15.65 | 20.72 | 15.44 | 20.58 | 15.38 | 776 |
| | | | | | | | | | | 777 |
| | | | | | | | | | | 778 |
| | | | | | | | | | | 779 |
| | | | | | | | | | | 780 |
| (OHNE FERTIGTEILBAU IM HOCHBAU) | | | | | | | | | | |
| | | | | | | | | | | 781 |
| | | | | | | | | | | 782 |
| | | | | | | | | | | 783 |
| | | | | | | | | | | 784 |
| 24.04 | 24.33 | 23.46 | 23.18 | 17.87 | 17.58 | 23.85 | 17.88 | 24.06 | 17.76 | 785 |
| 24.74 | 25.09 | 24.61 | 24.47 | 19.16 | 18.55 | 24.72 | 18.97 | 25.20 | 18.82 | 786 |
| 23.72 | 23.50 | 23.18 | 21.63 | 17.08 | 16.95 | 22.06 | 16.97 | 23.05 | 17.12 | 787 |
| 20.78 | 21.20 | 20.77 | 20.01 | 15.18 | 15.65 | 20.75 | 15.40 | 20.60 | 15.35 | 788 |
| | | | | | | | | | | 789 |
| | | | | | | | | | | 790 |
| | | | | | | | | | | 791 |
| | | | | | | | | | | 792 |

5 DURCHSCHNITTliche BRUTTOWOCHENVERDIENSTE DER ARBEITER
OKTOBER

| LAUFENDE NUMMER | GESCHLECHT LEISTUNGS- GRUPPE | BADEN- WÜRTTEM- BERG | BAYERN | BERLIN | | | BRANDEN- BURG | BREMEN | HAMBURG | HESSEN | MECKLEN- BURG- VORPOMMERN |
|--|------------------------------------|----------------------------|--------|-----------|--------|-------|------------------|--------|---------|--------|---------------------------------|
| | | | | INSGESAMT | (WEST) | (OST) | | | | | |
| INDUSTRIE (EINSCHL. HOCH- | | | | | | | | | | | |
| 1 | INSGESAMT | 925 | 873 | - | 941 | 745 | 694 | 989 | 1 050 | 920 | 686 |
| 2 | 1 | 1 032 | 970 | - | 1 048 | 782 | 729 | 1 058 | 1 124 | 1 007 | 718 |
| 3 | 2 | 848 | 796 | - | 861 | 677 | 666 | 890 | 898 | 862 | 660 |
| 4 | 3 | 743 | 717 | - | 739 | 636 | 587 | 718 | 777 | 741 | 576 |
| 5 | MAENNLICH | 976 | 927 | - | 991 | 763 | 710 | 1 024 | 1 085 | 959 | 697 |
| 6 | 1 | 1 039 | 977 | - | 1 058 | 790 | 737 | 1 060 | 1 130 | 1 012 | 722 |
| 7 | 2 | 896 | 863 | - | 898 | 703 | 688 | 931 | 948 | 899 | 675 |
| 8 | 3 | 800 | 799 | - | 814 | 679 | 608 | 827 | 860 | 810 | 595 |
| 9 | WEIBLICH | 711 | 656 | - | 714 | 568 | 539 | 703 | 746 | 695 | 542 |
| 10 | 1 | 810 | 749 | - | 806 | 621 | 579 | 894 | 894 | 807 | 605 |
| 11 | 2 | 709 | 662 | - | 743 | 555 | 529 | 731 | 746 | 703 | 535 |
| 12 | 3 | 697 | 622 | - | 670 | 519 | 510 | 637 | 673 | 664 | 457 |
| INDUSTRIE (OHNE | | | | | | | | | | | |
| 13 | ZUSAMMEN | 922 | 851 | - | 906 | 699 | 674 | 988 | 1 041 | 911 | 662 |
| 14 | 1 | 1 034 | 955 | - | 1 019 | 736 | 712 | 1 060 | 1 124 | 1 001 | 701 |
| 15 | 2 | 842 | 781 | - | 825 | 623 | 636 | 884 | 885 | 856 | 600 |
| 16 | 3 | 738 | 685 | - | 715 | 590 | 543 | 705 | 751 | 725 | 494 |
| 17 | MAENNLICH | 981 | 913 | - | 964 | 719 | 696 | 1 027 | 1 084 | 955 | 681 |
| 18 | 1 | 1 042 | 964 | - | 1 031 | 743 | 721 | 1 063 | 1 131 | 1 008 | 708 |
| 19 | 2 | 894 | 849 | - | 859 | 645 | 665 | 930 | 939 | 897 | 621 |
| 20 | 3 | 806 | 779 | - | 797 | 646 | 568 | 825 | 838 | 805 | 537 |
| 21 | WEIBLICH | 711 | 655 | - | 714 | 567 | 538 | 703 | 746 | 695 | 542 |
| 22 | 1 | 810 | 749 | - | 806 | 619 | 579 | 895 | 894 | 807 | 605 |
| 23 | 2 | 709 | 662 | - | 743 | 555 | 528 | 731 | 746 | 703 | 535 |
| 24 | 3 | 697 | 622 | - | 670 | 517 | 509 | 637 | 674 | 664 | 455 |
| INDUSTRIE (OHNE BERGBAU), HOCH- | | | | | | | | | | | |
| 25 | ZUSAMMEN | 925 | 873 | - | 941 | 745 | 673 | 989 | 1 050 | 921 | 686 |
| 26 | 1 | 1 032 | 970 | - | 1 048 | 782 | 709 | 1 058 | 1 124 | 1 009 | 718 |
| 27 | 2 | 848 | 796 | - | 861 | 677 | 649 | 890 | 898 | 862 | 660 |
| 28 | 3 | 743 | 717 | - | 739 | 636 | 585 | 718 | 777 | 741 | 576 |
| 29 | MAENNLICH | 976 | 927 | - | 991 | 763 | 690 | 1 024 | 1 085 | 960 | 697 |
| 30 | 1 | 1 039 | 977 | - | 1 058 | 790 | 716 | 1 060 | 1 130 | 1 015 | 722 |
| 31 | 2 | 896 | 863 | - | 898 | 703 | 671 | 931 | 948 | 899 | 674 |
| 32 | 3 | 800 | 799 | - | 814 | 679 | 606 | 827 | 860 | 810 | 595 |
| 33 | WEIBLICH | 711 | 656 | - | 714 | 568 | 539 | 703 | 746 | 695 | 542 |
| 34 | 1 | 810 | 749 | - | 806 | 621 | 579 | 894 | 894 | 807 | 605 |
| 35 | 2 | 709 | 662 | - | 743 | 555 | 529 | 731 | 746 | 703 | 535 |
| 36 | 3 | 697 | 622 | - | 670 | 519 | 510 | 637 | 673 | 664 | 457 |
| VERARBEITENDE INDUSTRIE | | | | | | | | | | | |
| 37 | ZUSAMMEN | 918 | 846 | - | 893 | 679 | 610 | 982 | 1 036 | 909 | 657 |
| 38 | 1 | 1 030 | 950 | - | 1 010 | 716 | 647 | 1 055 | 1 123 | 1 003 | 697 |
| 39 | 2 | 841 | 780 | - | 820 | 608 | 577 | 884 | 884 | 856 | 591 |
| 40 | 3 | 738 | 685 | - | 714 | 590 | 531 | 705 | 749 | 725 | 490 |
| 41 | MAENNLICH | 978 | 909 | - | 953 | 700 | 632 | 1 022 | 1 080 | 955 | 676 |
| 42 | 1 | 1 039 | 959 | - | 1 023 | 724 | 657 | 1 058 | 1 131 | 1 010 | 704 |
| 43 | 2 | 894 | 849 | - | 853 | 631 | 604 | 929 | 938 | 897 | 611 |
| 44 | 3 | 806 | 779 | - | 796 | 646 | 552 | 825 | 837 | 805 | 534 |
| 45 | WEIBLICH | 711 | 655 | - | 713 | 553 | 517 | 702 | 743 | 695 | 539 |
| 46 | 1 | 809 | 746 | - | 806 | 599 | 553 | 894 | 889 | 807 | 600 |
| 47 | 2 | 709 | 661 | - | 744 | 541 | 504 | 731 | 745 | 703 | 534 |
| 48 | 3 | 697 | 621 | - | 669 | 516 | 505 | 636 | 670 | 664 | 452 |
| VERARBEITENDE INDUSTRIE (OHNE GEWINNUNG UND VERAR | | | | | | | | | | | |
| 49 | ZUSAMMEN | 916 | 839 | - | 890 | 660 | 605 | 981 | 1 036 | 907 | 656 |
| 50 | 1 | 1 029 | 946 | - | 1 008 | 700 | 641 | 1 055 | 1 122 | 1 002 | 695 |
| 51 | 2 | 837 | 770 | - | 813 | 591 | 570 | 882 | 885 | 854 | 589 |
| 52 | 3 | 735 | 680 | - | 714 | 547 | 526 | 704 | 749 | 722 | 490 |
| 53 | MAENNLICH | 976 | 904 | - | 950 | 680 | 627 | 1 021 | 1 080 | 954 | 676 |
| 54 | 1 | 1 038 | 955 | - | 1 021 | 708 | 651 | 1 057 | 1 129 | 1 009 | 702 |
| 55 | 2 | 889 | 839 | - | 844 | 610 | 598 | 928 | 939 | 895 | 610 |
| 56 | 3 | 803 | 773 | - | 796 | 585 | 545 | 824 | 837 | 801 | 537 |
| 57 | WEIBLICH | 711 | 655 | - | 713 | 550 | 516 | 702 | 743 | 695 | 539 |
| 58 | 1 | 809 | 746 | - | 806 | 597 | 551 | 894 | 889 | 806 | 600 |
| 59 | 2 | 709 | 661 | - | 744 | 539 | 503 | 731 | 744 | 702 | 534 |
| 60 | 3 | 697 | 621 | - | 669 | 508 | 506 | 636 | 670 | 664 | 452 |
| VERARBEITENDE INDUSTRIE (OHNE GEWINNUNG UND VERARBEI | | | | | | | | | | | |
| 61 | ZUSAMMEN | 920 | 865 | - | 931 | 730 | 664 | 983 | 1 046 | 918 | 685 |
| 62 | 1 | 1 028 | 965 | - | 1 043 | 771 | 698 | 1 053 | 1 123 | 1 007 | 716 |
| 63 | 2 | 844 | 787 | - | 853 | 664 | 641 | 888 | 899 | 860 | 659 |
| 64 | 3 | 741 | 714 | - | 738 | 619 | 585 | 717 | 776 | 738 | 577 |
| 65 | MAENNLICH | 972 | 921 | - | 983 | 751 | 682 | 1 019 | 1 083 | 958 | 695 |
| 66 | 1 | 1 035 | 972 | - | 1 054 | 779 | 707 | 1 055 | 1 129 | 1 013 | 720 |
| 67 | 2 | 892 | 855 | - | 889 | 692 | 666 | 930 | 948 | 898 | 674 |
| 68 | 3 | 798 | 796 | - | 813 | 661 | 605 | 827 | 860 | 807 | 596 |
| 69 | WEIBLICH | 711 | 655 | - | 713 | 551 | 517 | 702 | 742 | 695 | 539 |
| 70 | 1 | 809 | 747 | - | 806 | 599 | 552 | 893 | 890 | 806 | 600 |
| 71 | 2 | 709 | 661 | - | 744 | 539 | 504 | 731 | 744 | 702 | 534 |
| 72 | 3 | 697 | 621 | - | 669 | 510 | 507 | 636 | 670 | 664 | 453 |

NACH WIRTSCHAFTSZWEIG, GESCHLECHT UND LEISTUNGSGRUPPE IN DM
1993

| NIEDER- SACHSEN | NORDRHEIN- WESTFALEN | RHEINLAND- PFALZ | SAARLAND | SACHSEN | SACHSEN- ANHALT | SCHLESWIG- HOLSTEIN | THUR- RINGEN | FRÜHERES BUNDES- GEBIET | NEUE LAENDER U. BERLIN-OST | LAUFENDE NUMMER |
|---|-------------------------|---------------------|----------|---------|--------------------|------------------------|-----------------|-------------------------------|----------------------------------|--------------------|
| UND TIEFBAU MIT HANDWERK) | | | | | | | | | | |
| 948 | 932 | 913 | 946 | 651 | 680 | 908 | 654 | 922 | 673 | 1 |
| 1 010 | 1 016 | 1 003 | 992 | 690 | 711 | 991 | 705 | 1 010 | 712 | 2 |
| 935 | 889 | 874 | 872 | 610 | 653 | 837 | 610 | 863 | 636 | 3 |
| 743 | 756 | 747 | 713 | 566 | 599 | 741 | 553 | 742 | 578 | 4 |
| 986 | 969 | 953 | 961 | 678 | 695 | 951 | 687 | 965 | 695 | 5 |
| 1 018 | 1 021 | 1 011 | 994 | 702 | 716 | 994 | 719 | 1 016 | 721 | 6 |
| 973 | 917 | 909 | 886 | 648 | 671 | 879 | 649 | 907 | 665 | 7 |
| 827 | 829 | 817 | 800 | 608 | 638 | 833 | 615 | 815 | 618 | 8 |
| 710 | 685 | 664 | 647 | 481 | 542 | 674 | 486 | 687 | 508 | 9 |
| 738 | 770 | 736 | 726 | 522 | 604 | 825 | 520 | 778 | 557 | 10 |
| 755 | 691 | 663 | 661 | 469 | 543 | 690 | 487 | 693 | 501 | 11 |
| 647 | 670 | 650 | 627 | 459 | 457 | 642 | 455 | 664 | 466 | 12 |
| BAUINDUSTRIE) | | | | | | | | | | |
| 947 | 924 | 904 | 946 | 600 | 630 | 901 | 587 | 914 | 626 | 13 |
| 1 020 | 1 015 | 1 001 | 991 | 641 | 666 | 1 004 | 638 | 1 008 | 669 | 14 |
| 933 | 881 | 863 | 872 | 553 | 591 | 824 | 547 | 854 | 579 | 15 |
| 730 | 749 | 726 | 705 | 490 | 496 | 726 | 483 | 730 | 503 | 16 |
| 994 | 965 | 950 | 962 | 629 | 648 | 955 | 622 | 963 | 653 | 17 |
| 1 031 | 1 021 | 1 012 | 993 | 653 | 671 | 1 009 | 652 | 1 016 | 679 | 18 |
| 974 | 911 | 901 | 886 | 592 | 608 | 869 | 582 | 902 | 611 | 19 |
| 830 | 825 | 804 | 806 | 523 | 545 | 832 | 528 | 812 | 544 | 20 |
| 710 | 684 | 664 | 647 | 480 | 539 | 674 | 486 | 687 | 507 | 21 |
| 738 | 770 | 735 | 726 | 521 | 603 | 825 | 520 | 778 | 556 | 22 |
| 755 | 691 | 663 | 661 | 469 | 537 | 690 | 487 | 693 | 499 | 23 |
| 647 | 670 | 650 | 627 | 458 | 454 | 642 | 454 | 664 | 465 | 24 |
| UND TIEFBAU MIT HANDWERK | | | | | | | | | | |
| 947 | 932 | 913 | 942 | 645 | 677 | 908 | 654 | 922 | 668 | 25 |
| 1 009 | 1 024 | 1 003 | 988 | 685 | 708 | 991 | 707 | 1 012 | 707 | 26 |
| 936 | 889 | 874 | 873 | 605 | 649 | 837 | 610 | 863 | 630 | 27 |
| 743 | 757 | 747 | 712 | 566 | 599 | 741 | 553 | 742 | 578 | 28 |
| 986 | 972 | 953 | 958 | 672 | 692 | 951 | 688 | 965 | 690 | 29 |
| 1 017 | 1 030 | 1 011 | 990 | 696 | 714 | 994 | 721 | 1 018 | 716 | 30 |
| 973 | 919 | 909 | 887 | 643 | 668 | 879 | 649 | 908 | 660 | 31 |
| 826 | 832 | 817 | 800 | 608 | 638 | 833 | 615 | 816 | 618 | 32 |
| 710 | 685 | 664 | 647 | 481 | 532 | 674 | 485 | 687 | 506 | 33 |
| 738 | 770 | 736 | 726 | 522 | 594 | 825 | 519 | 778 | 554 | 34 |
| 755 | 691 | 663 | 661 | 469 | 530 | 690 | 486 | 693 | 498 | 35 |
| 647 | 670 | 650 | 627 | 459 | 455 | 642 | 455 | 664 | 466 | 36 |
| (OHNE BAUINDUSTRIE) | | | | | | | | | | |
| 942 | 915 | 900 | 940 | 583 | 609 | 895 | 569 | 908 | 602 | 37 |
| 1 013 | 1 015 | 997 | 986 | 623 | 645 | 1 001 | 618 | 1 005 | 644 | 38 |
| 934 | 879 | 863 | 872 | 537 | 571 | 825 | 538 | 853 | 556 | 39 |
| 729 | 749 | 725 | 703 | 488 | 492 | 726 | 476 | 730 | 498 | 40 |
| 989 | 960 | 947 | 957 | 611 | 627 | 950 | 604 | 959 | 628 | 41 |
| 1 025 | 1 023 | 1 007 | 987 | 634 | 651 | 1 007 | 633 | 1 013 | 654 | 42 |
| 975 | 909 | 901 | 887 | 573 | 588 | 870 | 571 | 901 | 586 | 43 |
| 829 | 828 | 804 | 806 | 520 | 541 | 832 | 516 | 813 | 538 | 44 |
| 710 | 684 | 663 | 646 | 477 | 519 | 674 | 482 | 686 | 497 | 45 |
| 736 | 767 | 734 | 726 | 518 | 580 | 825 | 516 | 776 | 543 | 46 |
| 755 | 691 | 663 | 661 | 466 | 516 | 689 | 484 | 693 | 489 | 47 |
| 647 | 670 | 650 | 626 | 457 | 449 | 641 | 452 | 664 | 462 | 48 |
| BEITUNG VON STEINEN UND ERDEN SOWIE OHNE BAUINDUSTRIE) | | | | | | | | | | |
| 940 | 913 | 895 | 940 | 578 | 603 | 887 | 563 | 905 | 595 | 49 |
| 1 013 | 1 014 | 995 | 986 | 620 | 641 | 997 | 614 | 1 004 | 639 | 50 |
| 932 | 875 | 852 | 872 | 531 | 562 | 811 | 530 | 848 | 549 | 51 |
| 724 | 747 | 721 | 701 | 484 | 487 | 725 | 464 | 727 | 489 | 52 |
| 989 | 958 | 942 | 957 | 607 | 621 | 944 | 598 | 957 | 622 | 53 |
| 1 024 | 1 021 | 1 006 | 988 | 631 | 646 | 1 003 | 629 | 1 012 | 649 | 54 |
| 975 | 906 | 890 | 887 | 568 | 578 | 855 | 562 | 897 | 578 | 55 |
| 824 | 826 | 799 | 804 | 514 | 534 | 832 | 487 | 810 | 523 | 56 |
| 709 | 684 | 663 | 646 | 477 | 518 | 673 | 482 | 686 | 496 | 57 |
| 736 | 767 | 734 | 726 | 517 | 580 | 825 | 515 | 776 | 542 | 58 |
| 755 | 691 | 662 | 661 | 465 | 515 | 689 | 483 | 693 | 488 | 59 |
| 645 | 670 | 650 | 626 | 456 | 447 | 641 | 452 | 664 | 461 | 60 |
| TUNG VON STEINEN UND ERDEN), HOCH- UND TIEFBAU MIT HANDWERK | | | | | | | | | | |
| 941 | 923 | 906 | 940 | 642 | 673 | 899 | 648 | 915 | 662 | 61 |
| 1 002 | 1 015 | 998 | 987 | 682 | 704 | 984 | 702 | 1 006 | 702 | 62 |
| 934 | 883 | 864 | 872 | 602 | 646 | 827 | 606 | 858 | 626 | 63 |
| 738 | 755 | 744 | 710 | 565 | 599 | 740 | 547 | 740 | 576 | 64 |
| 981 | 963 | 947 | 956 | 670 | 689 | 943 | 684 | 960 | 686 | 65 |
| 1 011 | 1 021 | 1 007 | 989 | 694 | 710 | 988 | 717 | 1 013 | 711 | 66 |
| 973 | 913 | 900 | 886 | 642 | 666 | 868 | 647 | 903 | 657 | 67 |
| 822 | 830 | 813 | 799 | 608 | 639 | 833 | 610 | 813 | 616 | 68 |
| 709 | 684 | 663 | 646 | 477 | 523 | 674 | 482 | 686 | 498 | 69 |
| 736 | 767 | 734 | 726 | 518 | 581 | 825 | 515 | 776 | 543 | 70 |
| 755 | 691 | 662 | 661 | 465 | 523 | 689 | 483 | 693 | 490 | 71 |
| 645 | 670 | 650 | 626 | 457 | 450 | 642 | 453 | 664 | 462 | 72 |

5 DURCHSCHNITTLLICHE BRUTTOWOCHENVERDIENSTE DER ARBEITER
OKTOBER

| LAU- FENDE NUMMER | GESCHLECHT LEISTUNGS- GRUPPE | BADEN- WUERTTEM- BERG | BAYERN | BERLIN | | | BRANDEN- BURG | BREMEN | HAMBURG | HESSEN | MECKLEN- BURG- VORPOMMERN |
|-----------------------------|------------------------------------|-----------------------------|--------|-----------|--------|-------|------------------|---------|---------|--------|---------------------------------|
| | | | | INSGESAMT | (WEST) | (OST) | | | | | |
| ELEKTRIZITAETS-, GAS-, FERN | | | | | | | | | | | |
| 73 | ZUSAMMEN | 1 144 | 1 035 | - | 1 060 | 803 | 762 | 1 164 | 1 114 | 1 025 | 755 |
| 74 | 1 | 1 161 | 1 052 | - | 1 091 | 823 | 804 | 1 173 | 1 132 | 1 037 | 773 |
| 75 | 2 | 889 | 871 | - | 944 | 728 | 721 | (946) | 951 | 853 | 742 |
| 76 | 3 | 751 | 735 | - | 812 | 550 | 607 | (799) | 824 | (779) | 567 |
| 77 | MAENNLICH | 1 155 | 1 042 | - | 1 072 | 814 | 777 | 1 176 | 1 127 | 1 030 | 764 |
| 78 | 1 | 1 162 | 1 052 | - | 1 093 | 828 | 806 | 1 177 | 1 136 | 1 038 | 777 |
| 79 | 2 | 913 | 875 | - | 971 | 742 | 736 | (1 067) | 994 | 880 | 747 |
| 80 | 3 | 842 | (787) | - | 907 | / | 658 | / | 860 | (820) | (594) |
| 81 | WEIBLICH | 828 | 839 | - | 758 | 691 | 683 | 842 | 874 | 799 | 652 |
| 82 | 1 | 959 | 949 | - | (845) | 738 | 773 | (914) | 969 | 895 | 702 |
| 83 | 2 | 849 | 859 | - | 734 | 675 | 673 | (794) | 834 | 754 | (655) |
| 84 | 3 | 717 | 724 | - | 762 | (549) | 558 | (799) | 800 | (690) | (537) |
| ELEKTRIZITAETS | | | | | | | | | | | |
| 85 | ZUSAMMEN | 1 167 | 1 040 | - | . | 813 | 763 | 1 164 | . | 1 064 | . |
| 86 | 1 | 1 184 | 1 056 | - | . | 837 | 819 | 1 173 | . | 1 079 | . |
| 87 | 2 | 898 | 862 | - | . | 743 | 717 | (946) | . | 870 | . |
| 88 | 3 | 738 | 737 | - | . | 550 | 579 | (799) | . | (780) | . |
| 89 | MAENNLICH | 1 178 | 1 047 | - | . | 823 | 780 | 1 176 | . | 1 069 | . |
| 90 | 1 | 1 186 | 1 057 | - | . | 841 | 822 | 1 177 | . | 1 080 | . |
| 91 | 2 | 920 | 867 | - | . | 753 | 731 | (1 067) | . | 891 | . |
| 92 | 3 | 801 | (810) | - | . | / | 626 | / | . | (794) | . |
| 93 | WEIBLICH | 840 | 820 | - | . | 701 | 686 | 842 | . | 839 | . |
| 94 | 1 | 977 | 935 | - | . | 752 | 785 | (914) | . | (932) | . |
| 95 | 2 | 865 | 841 | - | . | 697 | 677 | (794) | . | (767) | . |
| 96 | 3 | 716 | 724 | - | . | (549) | 546 | (799) | . | / | . |
| BERG | | | | | | | | | | | |
| 97 | | | | | | | | | | | |
| 98 | | | | | | | | | | | |
| 99 | | | | | | | | | | | |
| 100 | | | | | | | | | | | |
| 101 | MAENNLICH | 998 | 916 | - | / | / | 805 | / | / | 868 | 718 |
| 102 | 1 | 1 033 | 972 | - | / | / | 815 | / | / | 873 | (798) |
| 103 | 2 | 893 | 709 | - | / | / | 788 | / | / | 842 | 685 |
| 104 | 3 | (829) | / | - | / | / | 673 | / | / | 710 | / |
| 105 | | | | | | | | | | | |
| 106 | | | | | | | | | | | |
| 107 | | | | | | | | | | | |
| 108 | | | | | | | | | | | |
| STEINKOEHLENBERGBAU UND | | | | | | | | | | | |
| 109 | | | | | | | | | | | |
| 110 | | | | | | | | | | | |
| 111 | | | | | | | | | | | |
| 112 | | | | | | | | | | | |
| 113 | MAENNLICH | / | / | - | / | / | / | / | / | / | / |
| 114 | 1 | / | / | - | / | / | / | / | / | / | / |
| 115 | 2 | / | / | - | / | / | / | / | / | / | / |
| 116 | 3 | / | / | - | / | / | / | / | / | / | / |
| 117 | | | | | | | | | | | |
| 118 | | | | | | | | | | | |
| 119 | | | | | | | | | | | |
| 120 | | | | | | | | | | | |
| BRAUNKOEHLENBERGBAU | | | | | | | | | | | |
| 121 | | | | | | | | | | | |
| 122 | | | | | | | | | | | |
| 123 | | | | | | | | | | | |
| 124 | | | | | | | | | | | |
| 125 | MAENNLICH | / | / | - | / | / | 804 | / | / | . | / |
| 126 | 1 | / | / | - | / | / | 814 | / | / | . | / |
| 127 | 2 | / | / | - | / | / | 787 | / | / | . | / |
| 128 | 3 | / | / | - | / | / | 673 | / | / | . | / |
| 129 | | | | | | | | | | | |
| 130 | | | | | | | | | | | |
| 131 | | | | | | | | | | | |
| 132 | | | | | | | | | | | |
| KALI- UND STEIN | | | | | | | | | | | |
| 133 | | | | | | | | | | | |
| 134 | | | | | | | | | | | |
| 135 | | | | | | | | | | | |
| 136 | | | | | | | | | | | |
| 137 | MAENNLICH | . | . | - | / | / | / | / | / | 865 | / |
| 138 | 1 | . | . | - | / | / | / | / | / | 870 | / |
| 139 | 2 | . | . | - | / | / | / | / | / | 842 | / |
| 140 | 3 | . | . | - | / | / | / | / | / | 705 | / |
| 141 | | | | | | | | | | | |
| 142 | | | | | | | | | | | |
| 143 | | | | | | | | | | | |
| 144 | | | | | | | | | | | |

NACH WIRTSCHAFTSZWEIG, GESCHLECHT UND LEISTUNGSGRUPPE IN DM
1993

| NIEDER- SACHSEN | NORDRHEIN- WESTFALEN | RHEINLAND- PFALZ | SAARLAND | SACHSEN | SACHSEN- ANHALT | SCHLESWIG- HOLSTEIN | THUE- RINGEN | FRUEHERES BUNDES- GEBIET | NEUE LAENDER U. BERLIN-OST | LAUFENDE NUMMER |
|------------------------------|-------------------------|---------------------|----------|---------|--------------------|------------------------|-----------------|--------------------------------|----------------------------------|--------------------|
| WAERME- UND WASSERVERSORGUNG | | | | | | | | | | |
| 1 110 | 1 153 | 1 078 | 1 135 | 735 | 757 | 1 007 | 742 | 1 103 | 758 | 73 |
| 1 120 | 1 176 | 1 094 | 1 158 | 766 | 779 | 1 028 | 773 | 1 120 | 788 | 74 |
| 951 | 1 066 | 920 | 1 044 | 677 | 716 | 775 | 685 | 988 | 708 | 75 |
| 849 | 839 | 825 | 821 | 579 | 606 | 738 | 614 | 808 | 601 | 76 |
| 1 117 | 1 164 | 1 084 | 1 143 | 741 | 766 | 1 014 | 749 | 1 112 | 767 | 77 |
| 1 122 | 1 179 | 1 094 | 1 159 | 768 | 781 | 1 029 | 775 | 1 122 | 790 | 78 |
| 1 011 | 1 086 | 934 | 1 051 | 680 | 727 | 779 | 691 | 1 017 | 717 | 79 |
| 950 | 903 | (844) | (935) | 608 | 671 | / | 627 | 884 | 636 | 80 |
| 807 | 818 | 843 | 775 | 659 | 686 | 765 | 624 | 819 | 675 | 81 |
| 911 | 888 | (929) | / | 717 | 746 | (801) | 676 | 912 | 740 | 82 |
| 765 | 785 | 838 | / | 657 | 669 | 762 | 627 | 803 | 666 | 83 |
| 761 | 793 | 816 | (762) | 546 | 556 | (742) | 570 | 766 | 556 | 84 |
| VERSORGUNG | | | | | | | | | | |
| 1 153 | 1 164 | 1 109 | 1 145 | 737 | 756 | 1 015 | 733 | 1 124 | 762 | 85 |
| 1 166 | 1 189 | 1 124 | 1 171 | 782 | 817 | 1 035 | 797 | 1 143 | 807 | 86 |
| 996 | 1 078 | 950 | 1 070 | 680 | 699 | 771 | 669 | 1 012 | 707 | 87 |
| 857 | 843 | 839 | 823 | 579 | (566) | 738 | 583 | 805 | 577 | 88 |
| 1 162 | 1 177 | 1 117 | 1 156 | 746 | 759 | 1 023 | 742 | 1 134 | 773 | 89 |
| 1 168 | 1 192 | 1 125 | 1 172 | 784 | 812 | 1 037 | 800 | 1 145 | 809 | 90 |
| 1 063 | 1 100 | 976 | 1 078 | 684 | 697 | 775 | 674 | 1 041 | 715 | 91 |
| 950 | 909 | (922) | (951) | 608 | / | / | 588 | 883 | 604 | 92 |
| 818 | 819 | 846 | 770 | 651 | 744 | 762 | 626 | 822 | 685 | 93 |
| 914 | 888 | (952) | / | 732 | 839 | (790) | (711) | 916 | 770 | 94 |
| 777 | 774 | 843 | / | 658 | 707 | 762 | 626 | 807 | 676 | 95 |
| 767 | 800 | 821 | (758) | 546 | (519) | (742) | 566 | 769 | 548 | 96 |
| BAU | | | | | | | | | | |
| | | | | | | | | | | 97 |
| | | | | | | | | | | 98 |
| | | | | | | | | | | 99 |
| | | | | | | | | | | 100 |
| 986 | 933 | 1 000 | . | 812 | 755 | / | 662 | 945 | 786 | 101 |
| 1 032 | 947 | 1 000 | . | 823 | 748 | / | 660 | 961 | 789 | 102 |
| 884 | 871 | / | . | 792 | 785 | / | 686 | 866 | 785 | 103 |
| 858 | 698 | / | . | 655 | (546) | / | / | 724 | 658 | 104 |
| | | | | | | | | | | 105 |
| | | | | | | | | | | 106 |
| | | | | | | | | | | 107 |
| | | | | | | | | | | 108 |
| -BRIKETTERSTELLUNG, KOKEREI | | | | | | | | | | |
| | | | | | | | | | | 109 |
| | | | | | | | | | | 110 |
| | | | | | | | | | | 111 |
| | | | | | | | | | | 112 |
| / | 900 | / | . | . | . | / | / | 920 | 735 | 113 |
| / | 922 | / | . | . | . | / | / | 941 | 753 | 114 |
| / | 694 | / | . | . | . | / | / | 715 | 728 | 115 |
| / | 612 | / | . | . | . | / | / | 631 | 647 | 116 |
| | | | | | | | | | | 117 |
| | | | | | | | | | | 118 |
| | | | | | | | | | | 119 |
| | | | | | | | | | | 120 |
| UND -BRIKETTERSTELLUNG | | | | | | | | | | |
| | | | | | | | | | | 121 |
| | | | | | | | | | | 122 |
| | | | | | | | | | | 123 |
| | | | | | | | | | | 124 |
| . | 1 142 | / | / | . | . | / | . | 1 129 | 808 | 125 |
| . | 1 173 | / | / | . | . | / | . | 1 158 | 818 | 126 |
| . | 1 104 | / | / | . | . | / | . | 1 090 | 789 | 127 |
| . | 997 | / | / | . | . | / | . | 993 | 669 | 128 |
| | | | | | | | | | | 129 |
| | | | | | | | | | | 130 |
| | | | | | | | | | | 131 |
| | | | | | | | | | | 132 |
| SALZBERGBAU, SALINEN | | | | | | | | | | |
| | | | | | | | | | | 133 |
| | | | | | | | | | | 134 |
| | | | | | | | | | | 135 |
| | | | | | | | | | | 136 |
| 874 | 1 047 | . | / | / | 638 | / | 635 | 892 | 637 | 137 |
| 882 | 1 063 | . | / | / | 643 | / | 639 | 900 | 641 | 138 |
| 818 | / | . | / | / | 547 | / | 548 | 837 | 547 | 139 |
| (761) | / | . | / | / | / | / | / | 735 | (512) | 140 |
| | | | | | | | | | | 141 |
| | | | | | | | | | | 142 |
| | | | | | | | | | | 143 |
| | | | | | | | | | | 144 |

5 DURCHSCHNITTLLICHE BRUTTOWOCHENVERDIENSTE DER ARBEITER
OKTOBER

| LAUFENDE NUMMER | GESCHLECHT LEISTUNGS- GRUPPE | BADEN- WÜRTTEMBERG | BAYERN | BERLIN | | | BRANDEN- BURG | BREMEN | HAMBURG | HESSEN | MECKLEN- BURG- VORPOMMERN |
|--|------------------------------------|-----------------------|--------|-----------|--------|-------|------------------|--------|---------|--------|---------------------------------|
| | | | | INSGESAMT | (WEST) | (OST) | | | | | |
| UEBRIGER BERGBAU 1), | | | | | | | | | | | |
| 145 | | | | | | | | | | | |
| 146 | | | | | | | | | | | |
| 147 | | | | | | | | | | | |
| 148 | | | | | | | | | | | |
| 149 | MAENNLICH | 935 | 940 | - | / | / | . | / | / | . | 718 |
| 150 | 1 | 983 | 1 042 | - | / | / | . | / | / | . | (798) |
| 151 | 2 | 893 | (584) | - | / | / | . | / | / | . | 685 |
| 152 | 3 | (829) | / | - | / | / | . | / | / | . | / |
| 153 | | | | | | | | | | | |
| 154 | | | | | | | | | | | |
| 155 | | | | | | | | | | | |
| 156 | | | | | | | | | | | |
| GRUNDSTOFF- UND PRODUK | | | | | | | | | | | |
| 157 | ZUSAMMEN | 957 | 933 | - | 880 | 752 | 617 | 962 | 1 025 | 969 | 634 |
| 158 | 1 | 1 051 | 1 017 | - | 1 003 | 788 | 645 | 1 030 | 1 100 | 1 074 | 668 |
| 159 | 2 | 915 | 899 | - | 868 | 673 | 591 | 900 | 946 | 918 | 589 |
| 160 | 3 | 785 | 799 | - | 711 | 717 | 513 | 802 | 863 | 782 | 482 |
| 161 | MAENNLICH | 990 | 961 | - | 938 | 774 | 629 | 977 | 1 059 | 998 | 643 |
| 162 | 1 | 1 054 | 1 020 | - | 1 010 | 794 | 649 | 1 030 | 1 106 | 1 078 | 673 |
| 163 | 2 | 945 | 922 | - | 903 | 709 | 602 | 913 | 987 | 937 | 599 |
| 164 | 3 | 845 | 873 | - | 740 | 775 | 533 | 872 | 915 | 838 | 486 |
| 165 | WEIBLICH | 718 | 680 | - | 728 | 549 | 556 | 686 | 810 | 767 | 532 |
| 166 | 1 | 880 | 796 | - | 837 | 581 | 600 | / | 832 | 944 | 556 |
| 167 | 2 | 729 | 698 | - | 759 | 525 | 552 | 522 | 818 | 796 | 525 |
| 168 | 3 | 687 | 650 | - | 697 | 565 | 487 | 737 | 789 | 704 | (465) |
| GEWINNUNG UND VERARBEITUNG VON STEINEN | | | | | | | | | | | |
| 169 | ZUSAMMEN | 1 004 | 979 | - | 1 088 | 821 | 673 | 1 118 | . | 974 | 685 |
| 170 | 1 | 1 076 | 1 026 | - | 1 119 | 826 | 716 | 1 132 | . | 1 032 | 747 |
| 171 | 2 | 970 | 963 | - | 1 084 | 823 | 643 | 1 143 | . | 936 | 624 |
| 172 | 3 | 852 | 835 | - | 757 | 784 | 585 | (863) | . | 865 | 494 |
| 173 | MAENNLICH | 1 015 | 984 | - | 1 093 | 824 | 682 | 1 118 | . | 980 | 690 |
| 174 | 1 | 1 077 | 1 027 | - | 1 119 | 827 | 719 | 1 132 | . | 1 032 | 748 |
| 175 | 2 | 990 | 967 | - | 1 091 | 830 | 652 | 1 143 | . | 941 | 628 |
| 176 | 3 | 867 | 854 | - | 775 | 797 | 602 | (863) | . | 877 | (498) |
| 177 | WEIBLICH | 647 | 709 | - | (731) | 690 | 546 | / | . | 796 | (529) |
| 178 | 1 | (837) | (783) | - | / | / | 616 | / | . | / | / |
| 179 | 2 | 659 | 757 | - | (772) | (682) | 542 | / | . | 812 | (530) |
| 180 | 3 | 588 | 653 | - | / | / | (676) | / | . | 769 | / |
| METALLERZEUGUNG UND -BEARBEITUNG (OHNE NE-METALLE, | | | | | | | | | | | |
| 181 | ZUSAMMEN | 958 | 881 | - | 932 | . | 620 | . | . | 912 | 648 |
| 182 | 1 | 1 026 | 936 | - | 1 004 | . | 633 | . | . | 988 | 688 |
| 183 | 2 | 861 | 843 | - | 895 | . | 594 | . | . | 877 | 618 |
| 184 | 3 | 815 | 748 | - | / | . | 488 | . | . | 720 | / |
| 185 | MAENNLICH | 970 | 892 | - | 934 | . | 628 | . | . | 921 | 658 |
| 186 | 1 | 1 030 | 937 | - | 1 004 | . | 636 | . | . | 989 | 695 |
| 187 | 2 | 876 | 862 | - | 898 | . | 606 | . | . | 886 | 624 |
| 188 | 3 | 831 | 787 | - | / | . | 514 | . | . | 734 | / |
| 189 | WEIBLICH | 747 | 619 | - | / | . | 574 | . | . | 746 | 594 |
| 190 | 1 | 843 | (790) | - | / | . | 598 | . | . | (804) | / |
| 191 | 2 | 726 | 616 | - | / | . | 568 | . | . | 765 | 595 |
| 192 | 3 | 683 | 591 | - | / | . | (468) | . | . | 653 | / |
| DARUNTER: EISEN | | | | | | | | | | | |
| 193 | ZUSAMMEN | 1 310 | 911 | - | / | / | . | . | . | 1 040 | / |
| 194 | 1 | 1 329 | 983 | - | / | / | . | . | . | 1 068 | / |
| 195 | 2 | (801) | 838 | - | / | / | . | . | . | 980 | / |
| 196 | 3 | / | 708 | - | / | / | . | . | . | (661) | / |
| 197 | MAENNLICH | 1 311 | 913 | - | / | / | . | . | . | 1 043 | / |
| 198 | 1 | 1 330 | 983 | - | / | / | . | . | . | 1 070 | / |
| 199 | 2 | (803) | 839 | - | / | / | . | . | . | 983 | / |
| 200 | 3 | / | (719) | - | / | / | . | . | . | / | / |
| 201 | WEIBLICH | / | (710) | - | / | / | . | . | . | (704) | / |
| 202 | 1 | / | / | - | / | / | . | . | . | / | / |
| 203 | 2 | / | / | - | / | / | . | . | . | / | / |
| 204 | 3 | / | (695) | - | / | / | . | . | . | / | / |
| EISEN-, STAHL- UND | | | | | | | | | | | |
| 205 | ZUSAMMEN | 882 | 879 | - | . | / | 593 | / | / | 883 | . |
| 206 | 1 | 913 | 900 | - | . | / | 647 | / | / | 947 | . |
| 207 | 2 | 828 | 867 | - | . | / | 530 | / | / | 866 | . |
| 208 | 3 | 749 | 844 | - | . | / | (481) | / | / | 703 | . |
| 209 | MAENNLICH | 890 | 882 | - | . | / | 599 | / | / | 888 | . |
| 210 | 1 | 916 | 901 | - | . | / | 650 | / | / | 948 | . |
| 211 | 2 | 842 | 872 | - | . | / | 531 | / | / | 872 | . |
| 212 | 3 | 759 | 856 | - | . | / | (485) | / | / | 709 | . |
| 213 | WEIBLICH | 761 | 666 | - | . | / | (518) | / | / | 782 | . |
| 214 | 1 | 819 | / | - | . | / | / | / | / | (847) | . |
| 215 | 2 | 744 | 658 | - | . | / | / | / | / | 797 | . |
| 216 | 3 | (609) | / | - | . | / | / | / | / | 650 | . |

1) GEWINNUNG VON ERDOEL, ERDGAS; SONSTIGER BERGBAU

NACH WIRTSCHAFTSZWEIG, GESCHLECHT UND LEISTUNGSGRUPPE IN DM
1993

| NIEDER- SACHSEN | NORDRHEIN- WESTFALEN | RHEINLAND- PFALZ | SAARLAND | SACHSEN | SACHSEN- ANHALT | SCHLESWIG- HOLSTEIN | THUE- RINGEN | FRUEHERES BUNDES- GEBIET | NEUE LAENDER U. BERLIN-OST | LAUFENDE NUMMER |
|--|-------------------------|---------------------|----------|---------|--------------------|------------------------|-----------------|--------------------------------|----------------------------------|--------------------|
| TORFGEWINNUNG | | | | | | | | | | |
| | | | | | | | | | | 145 |
| | | | | | | | | | | 146 |
| | | | | | | | | | | 147 |
| | | | | | | | | | | 148 |
| 1 041 | 1 104 | . | / | . | . | / | 759 | 1 036 | 834 | 149 |
| 1 138 | 1 197 | . | / | . | . | / | (824) | 1 133 | 848 | 150 |
| 864 | 968 | . | / | . | . | / | (706) | 864 | 812 | 151 |
| 860 | (867) | . | / | . | . | / | / | 857 | / | 152 |
| | | | | | | | | | | 153 |
| | | | | | | | | | | 154 |
| | | | | | | | | | | 155 |
| | | | | | | | | | | 156 |
| TIONSGUETERINDUSTRIE | | | | | | | | | | |
| 934 | 978 | 1 011 | 952 | 588 | 610 | 971 | 590 | 963 | 611 | 157 |
| 1 017 | 1 054 | 1 079 | 982 | 614 | 633 | 1 078 | 616 | 1 031 | 638 | 158 |
| 901 | 951 | 973 | 877 | 558 | 591 | 930 | 569 | 923 | 581 | 159 |
| 792 | 821 | 802 | 739 | 517 | 515 | 802 | 557 | 800 | 539 | 160 |
| 958 | 993 | 1 029 | 956 | 601 | 623 | 1 016 | 609 | 982 | 625 | 161 |
| 1 019 | 1 057 | 1 082 | 983 | 618 | 639 | 1 082 | 624 | 1 033 | 644 | 162 |
| 914 | 959 | 988 | 882 | 576 | 603 | 964 | 589 | 938 | 597 | 163 |
| 858 | 857 | 854 | 780 | 545 | 564 | 890 | 609 | 854 | 582 | 164 |
| 691 | 748 | 763 | 671 | 507 | 547 | 712 | 488 | 728 | 531 | 165 |
| 795 | 858 | 910 | 729 | 552 | 583 | 816 | 528 | 859 | 575 | 166 |
| 695 | 786 | 780 | 668 | 497 | 548 | 716 | 482 | 747 | 525 | 167 |
| 682 | 711 | 694 | 646 | 471 | 469 | 702 | 464 | 692 | 478 | 168 |
| UND ERDEN (OHNE VERARBEITUNG VON ASBEST) | | | | | | | | | | |
| 997 | 1 020 | 1 015 | 923 | 660 | 682 | 1 091 | 658 | 1 000 | 687 | 169 |
| 1 034 | 1 096 | 1 044 | 967 | 679 | 712 | 1 121 | 680 | 1 056 | 717 | 170 |
| 985 | 1 003 | 1 028 | 917 | 637 | 658 | 1 102 | 637 | 983 | 652 | 171 |
| 898 | 878 | 858 | 843 | 579 | 586 | 826 | 665 | 859 | 637 | 172 |
| 1 001 | 1 031 | 1 024 | 926 | 664 | 691 | 1 094 | 666 | 1 008 | 694 | 173 |
| 1 034 | 1 097 | 1 045 | 967 | 680 | 714 | 1 121 | 682 | 1 056 | 719 | 174 |
| 987 | 1 007 | 1 032 | 917 | 642 | 668 | 1 107 | 644 | 990 | 660 | 175 |
| 908 | 916 | 902 | 858 | 596 | 616 | 894 | 701 | 881 | 661 | 176 |
| 833 | 677 | 667 | (619) | 544 | 553 | (704) | 519 | 707 | 551 | 177 |
| / | (895) | / | / | 572 | 615 | / | (588) | 848 | 604 | 178 |
| 774 | 730 | 721 | / | 553 | 548 | (709) | 528 | 722 | 549 | 179 |
| 844 | 655 | 651 | (619) | 492 | 507 | (699) | 471 | 687 | 512 | 180 |
| STAHLVERFORMUNG, OBERFLAECHEVEREDLUNG, HAERTUNG) | | | | | | | | | | |
| 937 | 910 | 885 | 955 | 566 | 615 | 907 | 571 | 936 | 597 | 181 |
| 985 | 966 | 927 | 982 | 579 | 657 | 918 | 594 | 979 | 616 | 182 |
| 909 | 877 | 841 | 877 | 547 | 574 | 891 | 532 | 877 | 570 | 183 |
| 823 | 806 | 690 | 720 | 499 | 577 | (917) | 536 | 793 | 542 | 184 |
| 940 | 917 | 893 | 958 | 570 | 620 | 914 | 576 | 941 | 602 | 185 |
| 986 | 968 | 928 | 983 | 580 | 658 | 918 | 597 | 980 | 618 | 186 |
| 913 | 881 | 844 | 881 | 555 | 578 | 906 | 537 | 882 | 575 | 187 |
| 827 | 828 | 746 | 764 | 513 | 583 | (955) | 544 | 818 | 553 | 188 |
| 795 | 678 | 604 | 634 | 485 | 540 | (681) | 488 | 678 | 547 | 189 |
| 898 | 791 | (734) | (715) | 513 | (584) | / | (512) | 764 | 575 | 190 |
| 777 | 716 | (577) | 622 | 481 | 513 | (679) | (492) | 689 | 541 | 191 |
| 786 | 643 | 587 | 562 | (428) | 552 | / | / | 638 | 495 | 192 |
| SCHAFFENDE INDUSTRIE | | | | | | | | | | |
| . | 930 | 914 | 957 | 526 | 646 | / | / | 952 | 602 | 193 |
| . | 975 | 926 | 983 | 541 | 690 | / | / | 985 | 617 | 194 |
| . | 885 | 879 | 880 | 476 | 608 | / | / | 886 | 568 | 195 |
| . | 830 | 741 | 725 | / | 580 | / | / | 805 | 568 | 196 |
| . | 933 | 917 | 959 | 531 | 652 | / | / | 955 | 609 | 197 |
| . | 976 | 927 | 984 | 543 | 691 | / | / | 986 | 619 | 198 |
| . | 888 | 881 | 885 | 479 | 615 | / | / | 890 | 574 | 199 |
| . | 841 | 773 | 771 | / | 585 | / | / | 824 | 584 | 200 |
| . | 716 | (630) | 635 | 459 | 553 | / | / | 675 | 557 | 201 |
| . | 781 | (658) | (715) | 459 | / | / | / | 748 | 580 | 202 |
| . | 696 | / | (621) | 464 | (531) | / | / | 655 | 550 | 203 |
| . | 695 | (602) | (563) | / | 557 | / | / | 636 | 519 | 204 |
| TEMPERGIESSEREI | | | | | | | | | | |
| 919 | 853 | 916 | 906 | 617 | 574 | 870 | 581 | 874 | 602 | 205 |
| 964 | 904 | 975 | 995 | 639 | 601 | 875 | 607 | 926 | 628 | 206 |
| 872 | 846 | 870 | 808 | 595 | 534 | 859 | 542 | 854 | 573 | 207 |
| (786) | 794 | 670 | 522 | 532 | / | / | 543 | 783 | 534 | 208 |
| 919 | 862 | 924 | 908 | 620 | 575 | 871 | 585 | 881 | 605 | 209 |
| 964 | 904 | 975 | 995 | 640 | 602 | 875 | 608 | 927 | 629 | 210 |
| 873 | 851 | 876 | 810 | 598 | 535 | 862 | 548 | 859 | 576 | 211 |
| (786) | 814 | (743) | 531 | 539 | / | / | 544 | 801 | 538 | 212 |
| / | 640 | (606) | (574) | 552 | (519) | / | / | 702 | 548 | 213 |
| / | (861) | / | / | (608) | (562) | / | (568) | 832 | 582 | 214 |
| / | 672 | / | / | 536 | (477) | / | (492) | 746 | 540 | 215 |
| / | 622 | (610) | / | / | / | / | / | 623 | (469) | 216 |

5 DURCHSCHNITTliche BRUTTOWOCHENVERDIENSTE DER ARBEITER
OKTOBER

| LAUF- FENDE NUMMER | GESCHLECHT LEISTUNGS- GRUPPE | BADEN- WÜRTTEM- BERG | BAYERN | BERLIN | | | BRANDEN- BURG | BREMEN | HAMBURG | HESSEN | MECKLEN- BURG- VORPOMMERN |
|-------------------------------|------------------------------------|----------------------------|--------|-----------|--------|-------|------------------|--------|---------|---------|---------------------------------|
| | | | | INSGESAMT | (WEST) | (OST) | | | | | |
| ZIEHEREIEN, | | | | | | | | | | | |
| 217 | ZUSAMMEN | 990 | 823 | - | . | / | 580 | . | / | 870 | . |
| 218 | 1 | 1 088 | 888 | - | . | / | 569 | . | / | 962 | . |
| 219 | 2 | 943 | 797 | - | . | / | 629 | . | / | 855 | . |
| 220 | 3 | 849 | 724 | - | . | / | (496) | . | / | 781 | . |
| 221 | MAENNLICH | 998 | 847 | - | . | / | 583 | . | / | 915 | . |
| 222 | 1 | 1 089 | 889 | - | . | / | 569 | . | / | 964 | . |
| 223 | 2 | 943 | 835 | - | . | / | 633 | . | / | 897 | . |
| 224 | 3 | 871 | 734 | - | . | / | (501) | . | / | 880 | . |
| 225 | WEIBLICH | 759 | 627 | - | . | / | (528) | . | / | 647 | . |
| 226 | 1 | / | / | - | . | / | / | . | / | / | . |
| 227 | 2 | / | 617 | - | . | / | / | . | / | 640 | . |
| 228 | 3 | 727 | / | - | . | / | / | . | / | 652 | . |
| NE-METALLERZEUGUNG, NE-METALL | | | | | | | | | | | |
| 229 | ZUSAMMEN | 915 | 920 | - | 821 | 577 | 602 | . | . | 872 | . |
| 230 | 1 | 990 | 982 | - | 870 | 628 | 627 | . | . | 937 | . |
| 231 | 2 | 833 | 882 | - | 789 | 532 | (512) | . | . | 834 | . |
| 232 | 3 | 759 | 915 | - | 625 | (454) | / | . | . | 790 | . |
| 233 | MAENNLICH | 940 | 953 | - | 847 | 597 | 611 | . | . | 884 | . |
| 234 | 1 | 993 | 984 | - | 872 | 630 | 633 | . | . | 938 | . |
| 235 | 2 | 850 | 913 | - | 820 | 550 | (509) | . | . | 844 | . |
| 236 | 3 | 829 | 1 039 | - | (725) | (483) | / | . | . | 826 | . |
| 237 | WEIBLICH | 676 | 685 | - | 560 | 483 | (538) | . | . | 747 | . |
| 238 | 1 | 837 | 793 | - | / | / | / | . | . | / | . |
| 239 | 2 | 711 | 709 | - | 567 | (498) | / | . | . | 733 | . |
| 240 | 3 | 630 | 627 | - | 535 | / | / | . | . | 731 | . |
| DARUNTER: NE- | | | | | | | | | | | |
| 241 | ZUSAMMEN | 838 | 829 | - | 784 | . | . | . | . | 818 | . |
| 242 | 1 | 915 | 921 | - | 855 | . | . | . | . | 868 | . |
| 243 | 2 | 783 | 799 | - | 704 | . | . | . | . | 813 | . |
| 244 | 3 | 698 | 598 | - | 569 | . | . | . | . | 722 | . |
| 245 | MAENNLICH | 864 | 862 | - | 833 | . | . | . | . | 827 | . |
| 246 | 1 | 917 | 922 | - | 858 | . | . | . | . | 868 | . |
| 247 | 2 | 797 | 816 | - | 776 | . | . | . | . | 816 | . |
| 248 | 3 | 759 | 677 | - | (674) | . | . | . | . | 721 | . |
| 249 | WEIBLICH | 648 | 628 | - | 543 | . | . | . | . | 720 | . |
| 250 | 1 | 798 | (715) | - | / | . | . | . | . | / | . |
| 251 | 2 | 700 | 692 | - | 536 | . | . | . | . | / | . |
| 252 | 3 | 609 | 565 | - | 535 | . | . | . | . | 723 | . |
| MINERALÖL | | | | | | | | | | | |
| 253 | ZUSAMMEN | 1 315 | 1 311 | - | / | / | . | . | 1 258 | 913 | / |
| 254 | 1 | 1 381 | 1 332 | - | / | / | . | . | 1 295 | (1 089) | / |
| 255 | 2 | 1 019 | 1 279 | - | / | / | . | . | 1 060 | (947) | / |
| 256 | 3 | (741) | / | - | / | / | . | . | (929) | (766) | / |
| 257 | MAENNLICH | 1 321 | 1 313 | - | / | / | . | . | 1 268 | 960 | / |
| 258 | 1 | 1 383 | 1 332 | - | / | / | . | . | 1 296 | (1 089) | / |
| 259 | 2 | 1 033 | 1 279 | - | / | / | . | . | 1 076 | (947) | / |
| 260 | 3 | (741) | / | - | / | / | . | . | (1 081) | (813) | / |
| 261 | WEIBLICH | (818) | / | - | / | / | . | . | 947 | (704) | / |
| 262 | 1 | / | / | - | / | / | . | . | / | / | / |
| 263 | 2 | / | / | - | / | / | . | . | (934) | / | / |
| 264 | 3 | / | / | - | / | / | . | . | (842) | (704) | / |
| CHEMISCHE INDUSTRIE (OHNE | | | | | | | | | | | |
| 265 | ZUSAMMEN | 936 | 899 | - | . | 529 | 586 | 876 | 937 | 1 019 | 587 |
| 266 | 1 | 1 060 | 1 035 | - | . | 561 | 639 | 997 | 1 042 | 1 125 | 607 |
| 267 | 2 | 886 | 826 | - | . | 499 | 563 | 915 | 883 | 932 | 520 |
| 268 | 3 | 718 | 677 | - | . | 524 | 495 | 814 | 808 | 751 | / |
| 269 | MAENNLICH | 1 002 | 959 | - | . | 542 | 594 | 936 | 974 | 1 071 | 591 |
| 270 | 1 | 1 065 | 1 041 | - | . | 566 | 641 | 1 006 | 1 051 | 1 133 | 608 |
| 271 | 2 | 941 | 866 | - | . | 508 | 568 | 926 | 906 | 968 | 526 |
| 272 | 3 | 807 | 785 | - | . | / | 494 | 909 | 765 | 867 | / |
| 273 | WEIBLICH | 728 | 670 | - | . | 515 | 551 | 749 | 842 | 788 | (503) |
| 274 | 1 | 900 | 794 | - | . | 548 | 624 | / | 858 | 956 | / |
| 275 | 2 | 741 | 689 | - | . | 490 | 546 | (730) | 846 | 813 | / |
| 276 | 3 | 691 | 641 | - | . | 526 | 495 | 749 | 830 | 712 | / |
| HERSTELLUNG VON | | | | | | | | | | | |
| 277 | ZUSAMMEN | 983 | 955 | - | . | / | . | / | / | . | / |
| 278 | 1 | 1 049 | 1 018 | - | . | / | . | / | / | . | / |
| 279 | 2 | 980 | 955 | - | . | / | . | / | / | . | / |
| 280 | 3 | 866 | 917 | - | . | / | . | / | / | . | / |
| 281 | MAENNLICH | 1 001 | 975 | - | . | / | . | / | / | . | / |
| 282 | 1 | 1 049 | 1 020 | - | . | / | . | / | / | . | / |
| 283 | 2 | 993 | 966 | - | . | / | . | / | / | . | / |
| 284 | 3 | 915 | 950 | - | . | / | . | / | / | . | / |
| 285 | WEIBLICH | 769 | 720 | - | . | / | . | / | / | . | / |
| 286 | 1 | / | (871) | - | . | / | . | / | / | . | / |
| 287 | 2 | 784 | 790 | - | . | / | . | / | / | . | / |
| 288 | 3 | 753 | 684 | - | . | / | . | / | / | . | / |

NACH WIRTSCHAFTSZWEIG, GESCHLECHT UND LEISTUNGSGRUPPE IN DM
1993

| NIEDER- SACHSEN | NORDRHEIN- WESTFALEN | RHEINLAND- PFA LZ | SAARLAND | SACHSEN | SACHSEN- ANHALT | SCHLESWIG- HOLSTEIN | THUE- RINGEN | FRUEHERES BUNDES- GEBIET | NEUE LAENDER U. BERLIN-OST | LAUFENDE NUMMER |
|-----------------------------------|-------------------------|----------------------|----------|---------|--------------------|------------------------|-----------------|--------------------------------|----------------------------------|--------------------|
| KALTWALZWERKE | | | | | | | | | | |
| 871 | 892 | 789 | 872 | 514 | 627 | 964 | 497 | 886 | 568 | 217 |
| 900 | 962 | 846 | 895 | 533 | 691 | 1 084 | 510 | 952 | 576 | 218 |
| 853 | 879 | 789 | 846 | 506 | 598 | 928 | (480) | 867 | 573 | 219 |
| 881 | 809 | 666 | (695) | 474 | / | (988) | / | 810 | 479 | 220 |
| 876 | 901 | 801 | 873 | 521 | 634 | 988 | 514 | 897 | 575 | 221 |
| 901 | 962 | 847 | 895 | 534 | 693 | 1 084 | 522 | 953 | 579 | 222 |
| 859 | 882 | 791 | 847 | 515 | 605 | 954 | (480) | 874 | 582 | 223 |
| 896 | 839 | 726 | / | 486 | / | (1 026) | / | 842 | 494 | 224 |
| 805 | 709 | 591 | / | 462 | (532) | (683) | (403) | 703 | 485 | 225 |
| / | (862) | / | / | (519) | / | / | / | 830 | 522 | 226 |
| 783 | 775 | (657) | / | (451) | (519) | (684) | / | 718 | 487 | 227 |
| 831 | 677 | 576 | / | (436) | / | / | / | 688 | (441) | 228 |
| HALBZEUGWERKE, NE-METALLGIESSEREI | | | | | | | | | | |
| 944 | 923 | 943 | 701 | 585 | 626 | 913 | 560 | 927 | 608 | 229 |
| 969 | 1 005 | 1 008 | 789 | 613 | 640 | 1 003 | 573 | 994 | 628 | 230 |
| 938 | 918 | 834 | (742) | 545 | 608 | 860 | 542 | 903 | 583 | 231 |
| 755 | 808 | 740 | 594 | 524 | (545) | 716 | / | 817 | 512 | 232 |
| 954 | 941 | 959 | 777 | 592 | 631 | 929 | 561 | 949 | 614 | 233 |
| 973 | 1 007 | 1 008 | 789 | 616 | 642 | 1 003 | 576 | 997 | 630 | 234 |
| 947 | 925 | 843 | (742) | 553 | 616 | 858 | 542 | 918 | 591 | 235 |
| 793 | 848 | 773 | (776) | 544 | / | (667) | / | 879 | 534 | 236 |
| 685 | 705 | 712 | 498 | 519 | 575 | 766 | / | 690 | 548 | 237 |
| (526) | 794 | / | / | 573 | 599 | / | / | 794 | 584 | 238 |
| 755 | 729 | 746 | / | 489 | 567 | (892) | / | 716 | 540 | 239 |
| 601 | 693 | 696 | 498 | / | / | 735 | / | 663 | (449) | 240 |
| METALLGIESSEREI | | | | | | | | | | |
| . | 835 | 891 | 693 | 508 | 575 | 844 | 560 | 827 | 549 | 241 |
| . | 903 | 978 | 789 | 542 | 596 | 927 | 573 | 907 | 580 | 242 |
| . | 854 | 792 | (742) | 477 | 548 | 749 | 542 | 796 | 517 | 243 |
| . | 737 | 699 | 474 | (420) | / | 673 | / | 701 | 455 | 244 |
| . | 856 | 913 | 770 | 511 | 577 | 858 | 561 | 851 | 553 | 245 |
| . | 908 | 979 | 789 | 541 | 598 | 927 | 576 | 910 | 581 | 246 |
| . | 859 | 800 | (742) | 484 | 548 | 749 | 542 | 807 | 521 | 247 |
| . | 767 | (669) | (703) | (420) | / | (663) | / | 752 | (458) | 248 |
| . | 688 | 729 | 381 | (434) | 540 | (678) | / | 651 | 496 | 249 |
| . | 745 | / | / | / | / | / | / | 725 | (540) | 250 |
| . | 715 | 746 | / | (388) | (542) | / | / | 688 | 492 | 251 |
| . | 680 | 713 | 381 | / | / | (678) | / | 630 | (446) | 252 |
| VERARBEITUNG | | | | | | | | | | |
| 1 171 | 1 253 | 1 127 | . | 594 | 614 | 1 265 | / | 1 254 | 619 | 253 |
| 1 243 | 1 299 | 1 170 | . | 604 | 627 | 1 290 | / | 1 301 | 628 | 254 |
| 1 005 | 996 | 975 | . | 568 | 586 | 1 014 | / | 1 091 | 582 | 255 |
| 914 | 776 | / | . | (453) | (467) | / | / | 817 | 458 | 256 |
| 1 175 | 1 260 | 1 146 | . | 604 | 620 | 1 266 | / | 1 261 | 626 | 257 |
| 1 243 | 1 301 | 1 171 | . | 606 | 628 | 1 292 | / | 1 303 | 632 | 258 |
| 1 005 | 1 007 | 1 033 | . | 612 | 586 | 1 014 | / | 1 102 | 590 | 259 |
| (982) | 780 | / | . | / | / | / | / | 838 | / | 260 |
| / | 938 | (767) | . | 567 | 592 | / | / | 888 | 593 | 261 |
| / | (1 072) | / | . | 596 | 616 | / | / | 1 082 | 614 | 262 |
| / | 881 | (757) | . | 534 | 586 | / | / | 865 | 567 | 263 |
| / | (743) | / | . | (456) | (447) | / | / | 752 | (453) | 264 |
| HERSTELLUNG VON CHEMIEFASERN) | | | | | | | | | | |
| 915 | 1 068 | 1 053 | 826 | 529 | 572 | 937 | 526 | 1 004 | 561 | 265 |
| 1 077 | 1 159 | 1 123 | 1 013 | 557 | 594 | 1 104 | 560 | 1 114 | 588 | 266 |
| 861 | 1 038 | 994 | 781 | 504 | 555 | 867 | 495 | 952 | 538 | 267 |
| 710 | 829 | 788 | 627 | 514 | 458 | 795 | 478 | 762 | 482 | 268 |
| 972 | 1 099 | 1 081 | 916 | 546 | 584 | 1 032 | 545 | 1 053 | 575 | 269 |
| 1 085 | 1 166 | 1 129 | 1 025 | 562 | 598 | 1 112 | 571 | 1 120 | 593 | 270 |
| 891 | 1 059 | 1 022 | 853 | 519 | 560 | 934 | 520 | 991 | 549 | 271 |
| 783 | 886 | 884 | 663 | 541 | 467 | 952 | 472 | 857 | 498 | 272 |
| 678 | 795 | 783 | 716 | 497 | 543 | 709 | 496 | 748 | 527 | 273 |
| 793 | 896 | 919 | (911) | 528 | 577 | 875 | 534 | 900 | 566 | 274 |
| 684 | 817 | 787 | 725 | 487 | 548 | 705 | 469 | 767 | 521 | 275 |
| 665 | 754 | 707 | 610 | 495 | 455 | 700 | 483 | 703 | 474 | 276 |
| CHEMIEFASERN | | | | | | | | | | |
| . | / | / | / | . | / | . | . | 957 | 553 | 277 |
| . | / | / | / | . | / | . | . | 1 019 | 585 | 278 |
| . | / | / | / | . | / | . | . | 965 | 542 | 279 |
| . | / | / | / | . | / | . | . | 908 | 491 | 280 |
| . | / | / | / | . | / | . | . | 974 | 568 | 281 |
| . | / | / | / | . | / | . | . | 1 021 | 589 | 282 |
| . | / | / | / | . | / | . | . | 977 | 553 | 283 |
| . | / | / | / | . | / | . | . | 936 | 491 | 284 |
| . | / | / | / | . | / | . | . | 748 | 526 | 285 |
| . | / | / | / | . | / | . | . | (863) | 567 | 286 |
| . | / | / | / | . | / | . | . | 789 | 531 | 287 |
| . | / | / | / | . | / | . | . | 719 | 491 | 288 |

5 DURCHSCHNITTliche BRUTTOWOCHENVERDIENSTE DER ARBEITER
OKTOBER

| LAUFENDE NUMMER | GESCHLECHT LEISTUNGS- GRUPPE | BADEN- WÜRTTEMBERG | BAYERN | BERLIN | | | BRANDEN- BURG | BREMEN | HAMBURG | HESSEN | MECKLEN- BURG- VORPOMMERN |
|-------------------------------|------------------------------------|-----------------------|--------|-----------|--------|-------|------------------|--------|---------|--------|---------------------------------|
| | | | | INSGESAMT | (WEST) | (OST) | | | | | |
| HOLZBE | | | | | | | | | | | |
| 289 | ZUSAMMEN | 832 | 823 | - | . | / | 555 | 855 | . | 885 | 561 |
| 290 | 1 | 941 | 914 | - | . | / | 580 | 890 | . | 979 | 588 |
| 291 | 2 | 837 | 833 | - | . | / | 519 | 805 | . | 848 | 474 |
| 292 | 3 | 719 | 704 | - | . | / | (441) | 805 | . | 755 | / |
| 293 | MAENNLICH | 849 | 836 | - | . | / | 568 | 857 | . | 898 | 572 |
| 294 | 1 | 942 | 917 | - | . | / | 593 | 890 | . | 984 | 593 |
| 295 | 2 | 843 | 841 | - | . | / | 525 | 811 | . | 856 | 480 |
| 296 | 3 | 738 | 722 | - | . | / | (434) | 804 | . | 765 | / |
| 297 | WEIBLICH | 662 | 650 | - | . | / | 456 | (756) | . | 705 | 499 |
| 298 | 1 | / | 815 | - | . | / | (436) | / | . | (663) | 539 |
| 299 | 2 | 668 | 673 | - | . | / | (488) | / | . | 693 | 461 |
| 300 | 3 | 660 | 605 | - | . | / | / | / | . | 714 | / |
| DAVON: SAEGE-, HOBEL-, HOLZ | | | | | | | | | | | |
| 301 | ZUSAMMEN | 802 | 771 | - | . | / | 555 | 855 | . | 885 | 526 |
| 302 | 1 | 911 | 869 | - | . | / | 580 | 890 | . | 979 | 556 |
| 303 | 2 | 814 | 779 | - | . | / | 519 | 805 | . | 848 | 456 |
| 304 | 3 | 702 | 691 | - | . | / | (441) | 805 | . | 755 | / |
| 305 | MAENNLICH | 819 | 783 | - | . | / | 568 | 857 | . | 898 | 530 |
| 306 | 1 | 912 | 870 | - | . | / | 593 | 890 | . | 984 | 559 |
| 307 | 2 | 821 | 787 | - | . | / | 525 | 811 | . | 856 | 452 |
| 308 | 3 | 717 | 707 | - | . | / | (434) | 804 | . | 765 | / |
| 309 | WEIBLICH | 659 | 616 | - | . | / | 456 | (756) | . | 705 | (484) |
| 310 | 1 | / | / | - | . | / | (436) | / | . | (663) | / |
| 311 | 2 | 657 | 659 | - | . | / | (488) | / | . | 693 | / |
| 312 | 3 | 658 | 587 | - | . | / | / | / | . | 714 | / |
| SPERRHOLZ-, HOLZFASERPLATTEN- | | | | | | | | | | | |
| 313 | ZUSAMMEN | 1 003 | 901 | - | . | / | / | / | / | / | . |
| 314 | 1 | 1 030 | 964 | - | . | / | / | / | / | / | . |
| 315 | 2 | 976 | 895 | - | . | / | / | / | / | / | . |
| 316 | 3 | 972 | 757 | - | . | / | / | / | / | / | . |
| 317 | MAENNLICH | 1 009 | 914 | - | . | / | / | / | / | / | . |
| 318 | 1 | 1 031 | 972 | - | . | / | / | / | / | / | . |
| 319 | 2 | 980 | 898 | - | . | / | / | / | / | / | . |
| 320 | 3 | 996 | 803 | - | . | / | / | / | / | / | . |
| 321 | WEIBLICH | (758) | 707 | - | . | / | / | / | / | / | . |
| 322 | 1 | / | 822 | - | . | / | / | / | / | / | . |
| 323 | 2 | / | (726) | - | . | / | / | / | / | / | . |
| 324 | 3 | / | 640 | - | . | / | / | / | / | / | . |
| ZELLSTOFF-, HOLZSCHLIFF-, | | | | | | | | | | | |
| 325 | ZUSAMMEN | 1 026 | 1 006 | - | . | / | . | / | . | 868 | . |
| 326 | 1 | 1 073 | 1 045 | - | . | / | . | / | . | 941 | . |
| 327 | 2 | 1 008 | 982 | - | . | / | . | / | . | 814 | . |
| 328 | 3 | 900 | 812 | - | . | / | . | / | . | 817 | . |
| 329 | MAENNLICH | 1 038 | 1 017 | - | . | / | . | / | . | 903 | . |
| 330 | 1 | 1 074 | 1 045 | - | . | / | . | / | . | 948 | . |
| 331 | 2 | 1 016 | 992 | - | . | / | . | / | . | 861 | . |
| 332 | 3 | 952 | 879 | - | . | / | . | / | . | 874 | . |
| 333 | WEIBLICH | 720 | 728 | - | . | / | . | / | . | 614 | . |
| 334 | 1 | (878) | / | - | . | / | . | / | . | (752) | . |
| 335 | 2 | 747 | 741 | - | . | / | . | / | . | 581 | . |
| 336 | 3 | 695 | 699 | - | . | / | . | / | . | (627) | . |
| GUMMIVERARBEITUNG, | | | | | | | | | | | |
| 337 | ZUSAMMEN | 917 | 831 | - | 775 | . | 515 | . | . | 899 | / |
| 338 | 1 | 1 061 | 924 | - | (956) | . | 576 | . | . | 1 000 | / |
| 339 | 2 | 895 | 816 | - | 748 | . | 512 | . | . | 940 | / |
| 340 | 3 | 802 | 784 | - | (656) | . | 451 | . | . | 770 | / |
| 341 | MAENNLICH | 957 | 882 | - | 801 | . | 523 | . | . | 931 | / |
| 342 | 1 | 1 064 | 930 | - | (956) | . | 577 | . | . | 1 000 | / |
| 343 | 2 | 918 | 864 | - | 755 | . | 518 | . | . | 953 | / |
| 344 | 3 | 860 | 854 | - | / | . | 456 | . | . | 817 | / |
| 345 | WEIBLICH | 736 | 700 | - | (667) | . | 469 | . | . | 702 | / |
| 346 | 1 | 927 | (706) | - | / | . | / | . | . | (987) | / |
| 347 | 2 | 722 | 690 | - | (695) | . | 481 | . | . | 769 | / |
| 348 | 3 | 733 | 711 | - | (643) | . | (439) | . | . | 678 | / |
| INVESTITIONEN | | | | | | | | | | | |
| 349 | ZUSAMMEN | 942 | 857 | - | 893 | 670 | 620 | 1 021 | 1 088 | 911 | 688 |
| 350 | 1 | 1 040 | 938 | - | 987 | 700 | 657 | 1 051 | 1 134 | 982 | 704 |
| 351 | 2 | 854 | 767 | - | 794 | 605 | 582 | 911 | 878 | 860 | 632 |
| 352 | 3 | 748 | 703 | - | 700 | 564 | 529 | 741 | 776 | 717 | 567 |
| 353 | MAENNLICH | 989 | 902 | - | 948 | 682 | 634 | 1 036 | 1 107 | 946 | 695 |
| 354 | 1 | 1 043 | 943 | - | 994 | 705 | 660 | 1 052 | 1 140 | 986 | 707 |
| 355 | 2 | 887 | 819 | - | 828 | 615 | 602 | 937 | 906 | 889 | 642 |
| 356 | 3 | 802 | 762 | - | 739 | 587 | 536 | 822 | 824 | 792 | 602 |
| 357 | WEIBLICH | 742 | 692 | - | 714 | 570 | 504 | 796 | 788 | 715 | 585 |
| 358 | 1 | 886 | 780 | - | 822 | 602 | 551 | 936 | 880 | 827 | 620 |
| 359 | 2 | 754 | 690 | - | 724 | 563 | 483 | 807 | 759 | 738 | 567 |
| 360 | 3 | 721 | 671 | - | 689 | 540 | 517 | 720 | 738 | 677 | 479 |

NACH WIRTSCHAFTSZWEIG, GESCHLECHT UND LEISTUNGSGRUPPE IN DM
1993

| NIEDER- SACHSEN | NORDRHEIN- WESTFALEN | RHEINLAND- PFALZ | SAARLAND | SACHSEN | SACHSEN- ANHALT | SCHLESWIG- HOLSTEIN | THUE- RINGEN | FRUEHERES BUNDES- GEBIET | NEUE LAENDER U. BERLIN-OST | LAUFENDE NUMMER |
|-------------------------------|-------------------------|---------------------|----------|---------|--------------------|------------------------|-----------------|--------------------------------|----------------------------------|--------------------|
| ARBEITUNG | | | | | | | | | | |
| 803 | 924 | 937 | 948 | 495 | 478 | 795 | 529 | 868 | 533 | 289 |
| 930 | 1 005 | 1 050 | 1 037 | 528 | 477 | 893 | 529 | 972 | 560 | 290 |
| 724 | 886 | 849 | 841 | 456 | 483 | 811 | 546 | 838 | 505 | 291 |
| 695 | 778 | 773 | 759 | 439 | / | 692 | 466 | 732 | 446 | 292 |
| 827 | 936 | 938 | 965 | 498 | 482 | 802 | 540 | 882 | 542 | 293 |
| 931 | 1 007 | 1 051 | 1 037 | 528 | 478 | 895 | 538 | 974 | 566 | 294 |
| 742 | 896 | 850 | 835 | 456 | 487 | 814 | 550 | 847 | 509 | 295 |
| 748 | 802 | 770 | 784 | (440) | / | 702 | (476) | 752 | 443 | 296 |
| 553 | 747 | (817) | (707) | (442) | / | (646) | 469 | 673 | 471 | 297 |
| / | 798 | / | / | / | / | / | (441) | 784 | 481 | 298 |
| 571 | 784 | (795) | / | / | / | / | (507) | 703 | 475 | 299 |
| 533 | 683 | (838) | (691) | / | / | / | 460 | 643 | 451 | 300 |
| IMPRAEGNIER- UND FURNIERWERKE | | | | | | | | | | |
| 769 | 830 | 882 | 948 | 495 | 478 | 830 | 508 | 822 | 519 | 301 |
| 816 | 898 | 1 019 | 1 037 | 528 | 477 | 930 | 506 | 924 | 544 | 302 |
| 729 | 814 | 781 | 841 | 456 | 483 | 831 | 514 | 799 | 492 | 303 |
| 766 | 695 | 696 | 759 | 439 | / | 757 | / | 714 | 436 | 304 |
| 773 | 837 | 883 | 965 | 498 | 482 | 830 | 515 | 833 | 525 | 305 |
| 816 | 900 | 1 019 | 1 037 | 528 | 478 | 935 | 514 | 926 | 550 | 306 |
| 729 | 815 | 784 | 835 | 456 | 487 | 831 | 520 | 804 | 494 | 307 |
| 781 | 711 | 696 | 784 | (440) | / | 757 | / | 728 | 436 | 308 |
| (557) | 716 | / | (707) | (442) | / | / | (443) | 665 | 451 | 309 |
| / | (676) | / | / | / | / | / | (441) | 703 | 446 | 310 |
| / | 807 | / | / | / | / | / | (454) | 712 | 466 | 311 |
| (557) | 574 | / | (691) | / | / | / | / | 643 | (436) | 312 |
| UND HOLZSPANPLATTENWERKE | | | | | | | | | | |
| . | 972 | 1 028 | . | / | / | 613 | . | 932 | 583 | 313 |
| . | 1 061 | 1 097 | . | / | / | (798) | . | 1 031 | 616 | 314 |
| . | 919 | 992 | . | / | / | (540) | . | 884 | 555 | 315 |
| . | 847 | 877 | . | / | / | (511) | . | 781 | 470 | 316 |
| . | 989 | 1 032 | . | / | / | 624 | . | 952 | 607 | 317 |
| . | 1 063 | 1 098 | . | / | / | (798) | . | 1 034 | 624 | 318 |
| . | 932 | 991 | . | / | / | / | . | 900 | 582 | 319 |
| . | 892 | 881 | . | / | / | (480) | . | 832 | (484) | 320 |
| . | 759 | (891) | . | / | / | / | . | 683 | 497 | 321 |
| . | (881) | / | . | / | / | / | . | 826 | (552) | 322 |
| . | 774 | / | . | / | / | / | . | 697 | 486 | 323 |
| . | 723 | (838) | . | / | / | / | . | 643 | 464 | 324 |
| PAPIER- UND PAPPEERZEUGUNG | | | | | | | | | | |
| 955 | 988 | 976 | / | 554 | / | 995 | 615 | 992 | 576 | 325 |
| 986 | 1 060 | 1 080 | / | 532 | / | 1 051 | 647 | 1 042 | 614 | 326 |
| 894 | 963 | 981 | / | 523 | / | 943 | 569 | 968 | 541 | 327 |
| 801 | 866 | 807 | / | 439 | / | 907 | / | 856 | 437 | 328 |
| 966 | 1 003 | 994 | / | 566 | / | 1 005 | 621 | 1 006 | 587 | 329 |
| 987 | 1 061 | 1 082 | / | 594 | / | 1 053 | 648 | 1 043 | 615 | 330 |
| 903 | 967 | 983 | / | 529 | / | 959 | 574 | 978 | 548 | 331 |
| 922 | 946 | 847 | / | 463 | / | 917 | / | 921 | 457 | 332 |
| 672 | 666 | 696 | / | 498 | / | 716 | 557 | 688 | 518 | 333 |
| / | / | / | / | 571 | / | / | (624) | 817 | 594 | 334 |
| 727 | 702 | (799) | / | 504 | / | (714) | (545) | 706 | 516 | 335 |
| 638 | 654 | 679 | / | 425 | / | / | / | 668 | 426 | 336 |
| VERARBEITUNG VON ASBEST | | | | | | | | | | |
| 862 | 911 | 903 | 882 | 515 | 512 | 825 | 511 | 891 | 522 | 337 |
| 996 | 1 034 | 945 | 969 | 562 | 516 | 924 | 532 | 995 | 577 | 338 |
| 834 | 896 | 911 | 899 | 496 | 522 | 832 | 490 | 891 | 508 | 339 |
| 827 | 835 | 828 | 782 | (475) | (383) | 686 | 461 | 804 | 462 | 340 |
| 904 | 945 | 909 | 903 | 531 | 528 | 869 | 548 | 925 | 542 | 341 |
| 998 | 1 045 | 945 | 970 | 566 | 508 | 952 | 539 | 1 000 | 581 | 342 |
| 841 | 909 | 915 | 901 | 509 | 547 | 847 | 517 | 909 | 525 | 343 |
| 913 | 888 | 841 | 809 | / | / | 656 | (468) | 861 | 458 | 344 |
| 700 | 727 | 739 | 751 | 469 | 472 | 701 | 448 | 715 | 467 | 345 |
| (856) | 692 | / | / | / | / | (634) | (466) | 771 | 520 | 346 |
| 722 | 736 | 740 | (810) | 466 | 474 | 739 | 436 | 724 | 463 | 347 |
| 695 | 728 | 735 | 748 | (478) | / | 694 | 460 | 710 | 463 | 348 |
| GUETERINDUSTRIE | | | | | | | | | | |
| 994 | 908 | 879 | 935 | 616 | 629 | 883 | 602 | 919 | 629 | 349 |
| 1 027 | 1 003 | 962 | 1 007 | 647 | 659 | 951 | 647 | 1 002 | 662 | 350 |
| 988 | 858 | 843 | 891 | 572 | 572 | 781 | 556 | 858 | 577 | 351 |
| 720 | 743 | 739 | 730 | 492 | 536 | 701 | 497 | 737 | 512 | 352 |
| 1 023 | 947 | 906 | 970 | 630 | 637 | 918 | 626 | 960 | 642 | 353 |
| 1 031 | 1 005 | 963 | 1 011 | 650 | 661 | 954 | 652 | 1 006 | 665 | 354 |
| 1 022 | 874 | 856 | 912 | 590 | 580 | 811 | 581 | 894 | 593 | 355 |
| 779 | 813 | 778 | 863 | 516 | 552 | 761 | 510 | 800 | 533 | 356 |
| 803 | 703 | 718 | 698 | 515 | 548 | 699 | 509 | 722 | 525 | 357 |
| 851 | 839 | 881 | 769 | 581 | 603 | 796 | 546 | 838 | 584 | 358 |
| 833 | 727 | 724 | 731 | 507 | 536 | 708 | 509 | 734 | 516 | 359 |
| 697 | 690 | 706 | 673 | 462 | 508 | 674 | 491 | 698 | 488 | 360 |

5 DURCHSCHNITTLLICHE BRUTTOWOCHENVERDIENSTE DER ARBEITER
OKTOBER

| LAUFENDE NUMMER | GESCHLECHT LEISTUNGS- GRUPPE | BADEN- WÜRTTEMBERG | BAYERN | BERLIN | | | BRANDEN- BURG | BREMEN | HAMBURG | HESSEN | MECKLEN- BURG- VORPOMMERN |
|------------------------------------|------------------------------------|-----------------------|--------|-----------|--------|-------|------------------|--------|---------|--------|---------------------------------|
| | | | | INSGESAMT | (WEST) | (OST) | | | | | |
| STAHL-, LEICHTMETALL- UND SCHIENEN | | | | | | | | | | | |
| 361 | ZUSAMMEN | 1 015 | 967 | - | 987 | 701 | 691 | 937 | 977 | 989 | 624 |
| 362 | 1 | 1 077 | 995 | - | 1 030 | 732 | 733 | 940 | 990 | 1 054 | 640 |
| 363 | 2 | 918 | 878 | - | 780 | 651 | 673 | 906 | 931 | 862 | 602 |
| 364 | 3 | 813 | 816 | - | (675) | 615 | 526 | / | 953 | 757 | (469) |
| 365 | MAENNLICH | 1 024 | 972 | - | 992 | 706 | 696 | 939 | 978 | 1 001 | 625 |
| 366 | 1 | 1 078 | 996 | - | 1 031 | 732 | 734 | 942 | 990 | 1 055 | 640 |
| 367 | 2 | 922 | 888 | - | 786 | 656 | 676 | 914 | 933 | 868 | 603 |
| 368 | 3 | 845 | 838 | - | (676) | 634 | 532 | / | (964) | 718 | / |
| 369 | WEIBLICH | 723 | 736 | - | 733 | 624 | 533 | (792) | / | 815 | / |
| 370 | 1 | (808) | (850) | - | (807) | 695 | (554) | (806) | / | (904) | / |
| 371 | 2 | 729 | 743 | - | (709) | 611 | (566) | / | / | 819 | / |
| 372 | 3 | 712 | 680 | - | / | 581 | (491) | / | / | 791 | / |
| MASCHINENBAU, | | | | | | | | | | | |
| 373 | ZUSAMMEN | 922 | 895 | - | 962 | 717 | 606 | 977 | 1 068 | 933 | 627 |
| 374 | 1 | 984 | 934 | - | 1 027 | 728 | 646 | 992 | 1 095 | 979 | 655 |
| 375 | 2 | 813 | 781 | - | 801 | 633 | 534 | 921 | 872 | 831 | 553 |
| 376 | 3 | 747 | 748 | - | 563 | 588 | 499 | 865 | 741 | 662 | 530 |
| 377 | MAENNLICH | 944 | 909 | - | 992 | 722 | 612 | 980 | 1 075 | 947 | 631 |
| 378 | 1 | 986 | 935 | - | 1 029 | 732 | 648 | 993 | 1 098 | 980 | 656 |
| 379 | 2 | 830 | 812 | - | 831 | 644 | 539 | 929 | 881 | 844 | 557 |
| 380 | 3 | 775 | 728 | - | 606 | 594 | 510 | 873 | 766 | 741 | (556) |
| 381 | WEIBLICH | 741 | 696 | - | 636 | 560 | 496 | 776 | 856 | 668 | 505 |
| 382 | 1 | 828 | 754 | - | 836 | 580 | (562) | / | 936 | 825 | (542) |
| 383 | 2 | 735 | 664 | - | 689 | (511) | 483 | (765) | 811 | 714 | (500) |
| 384 | 3 | 729 | 764 | - | 546 | / | 466 | / | (636) | 589 | / |
| STRASSENFAHRZEUGBAU; REPARATUR | | | | | | | | | | | |
| 385 | ZUSAMMEN | 1 067 | 882 | - | . | 689 | 622 | . | . | 947 | 605 |
| 386 | 1 | 1 142 | 950 | - | . | 703 | 657 | . | . | 996 | 612 |
| 387 | 2 | 981 | 807 | - | . | 670 | 606 | . | . | 917 | 594 |
| 388 | 3 | 804 | 741 | - | . | 639 | 572 | . | . | 743 | / |
| 389 | MAENNLICH | 1 086 | 901 | - | . | 694 | 625 | . | . | 966 | 608 |
| 390 | 1 | 1 144 | 953 | - | . | 704 | 658 | . | . | 1 000 | 615 |
| 391 | 2 | 983 | 823 | - | . | 670 | 609 | . | . | 934 | 595 |
| 392 | 3 | 838 | 773 | - | . | 651 | 562 | . | . | 764 | / |
| 393 | WEIBLICH | 863 | 748 | - | . | (613) | 592 | . | . | 763 | 549 |
| 394 | 1 | 1 001 | 835 | - | . | / | (600) | . | . | 859 | 571 |
| 395 | 2 | 968 | 749 | - | . | / | 580 | . | . | 766 | / |
| 396 | 3 | 760 | 695 | - | . | (613) | 598 | . | . | 731 | / |
| DARUNTER: HERSTELLUNG VON KRAFT | | | | | | | | | | | |
| 397 | ZUSAMMEN | 1 137 | 909 | - | . | / | . | . | / | 883 | . |
| 398 | 1 | 1 182 | 964 | - | . | / | . | . | / | 956 | . |
| 399 | 2 | 1 028 | 823 | - | . | / | . | . | / | 618 | . |
| 400 | 3 | 771 | 704 | - | . | / | . | . | / | 810 | . |
| 401 | MAENNLICH | 1 145 | 919 | - | . | / | . | . | / | 894 | . |
| 402 | 1 | 1 184 | 967 | - | . | / | . | . | / | 959 | . |
| 403 | 2 | 1 027 | 825 | - | . | / | . | . | / | 620 | . |
| 404 | 3 | 771 | 716 | - | . | / | . | . | / | 798 | . |
| 405 | WEIBLICH | 995 | 795 | - | . | / | . | . | / | 717 | . |
| 406 | 1 | 1 040 | 851 | - | . | / | . | . | / | 858 | . |
| 407 | 2 | 1 035 | 808 | - | . | / | . | . | / | 603 | . |
| 408 | 3 | 771 | 677 | - | . | / | . | . | / | 823 | . |
| SCHIFF | | | | | | | | | | | |
| 409 | ZUSAMMEN | 950 | 787 | - | . | 600 | 601 | 1 077 | 1 480 | . | 751 |
| 410 | 1 | 984 | 757 | - | . | 611 | 614 | 1 088 | 1 491 | . | 753 |
| 411 | 2 | (718) | 855 | - | . | (524) | 544 | 912 | 829 | . | 746 |
| 412 | 3 | / | 718 | - | . | / | / | (728) | / | . | 653 |
| 413 | MAENNLICH | 955 | 790 | - | . | 601 | 604 | 1 079 | 1 480 | . | 758 |
| 414 | 1 | 984 | 757 | - | . | 611 | 615 | 1 089 | 1 491 | . | 757 |
| 415 | 2 | (716) | 855 | - | . | (524) | 545 | 912 | 829 | . | 770 |
| 416 | 3 | / | 722 | - | . | / | / | (759) | / | . | 695 |
| 417 | WEIBLICH | / | / | - | . | / | / | 913 | / | . | 634 |
| 418 | 1 | / | / | - | . | / | / | (963) | / | . | 652 |
| 419 | 2 | / | / | - | . | / | / | / | / | . | 624 |
| 420 | 3 | / | / | - | . | / | / | / | / | . | (523) |
| LUFT- UND RAUM | | | | | | | | | | | |
| 421 | ZUSAMMEN | 958 | 999 | - | / | / | . | . | . | 1 045 | / |
| 422 | 1 | 1 021 | 1 021 | - | / | / | . | . | . | 1 059 | / |
| 423 | 2 | 774 | 824 | - | / | / | . | . | . | 835 | / |
| 424 | 3 | 757 | (667) | - | / | / | . | . | . | / | / |
| 425 | MAENNLICH | 1 013 | 1 014 | - | / | / | . | . | . | 1 054 | / |
| 426 | 1 | 1 029 | 1 026 | - | / | / | . | . | . | 1 063 | / |
| 427 | 2 | 814 | 859 | - | / | / | . | . | . | 862 | / |
| 428 | 3 | / | / | - | / | / | . | . | . | / | / |
| 429 | WEIBLICH | 772 | 792 | - | / | / | . | . | . | 876 | / |
| 430 | 1 | 856 | 837 | - | / | / | . | . | . | 941 | / |
| 431 | 2 | 756 | 770 | - | / | / | . | . | . | (774) | / |
| 432 | 3 | 757 | (663) | - | / | / | . | . | . | / | / |

NACH WIRTSCHAFTSZWEIG, GESCHLECHT UND LEISTUNGSGRUPPE IN DM
1993

| NIEDER- SACHSEN | NORDRHEIN- WESTFALEN | RHEINLAND- PFALZ | SAARLAND | SACHSEN | SACHSEN- ANHALT | SCHLESWIG- HOLSTEIN | THUE- RINGEN | FRUEHERES BUNDES- GEBIET | NEUE LAENDER U. BERLIN-OST | LAUFENDE NUMMER |
|-------------------------------------|-------------------------|---------------------|----------|---------|--------------------|------------------------|-----------------|--------------------------------|----------------------------------|--------------------|
| FAHRZEUGBAU (OHNE LOKOMOTIVBAU) | | | | | | | | | | |
| 963 | 1 029 | 939 | 963 | 647 | 653 | 976 | 619 | 999 | 657 | 361 |
| 1 002 | 1 080 | 1 023 | 1 003 | 659 | 674 | 996 | 639 | 1 044 | 675 | 362 |
| 814 | 922 | 836 | 807 | 612 | 617 | 887 | 593 | 892 | 625 | 363 |
| 766 | 850 | 749 | 768 | 622 | 550 | 846 | 499 | 822 | 568 | 364 |
| 967 | 1 034 | 946 | 968 | 651 | 657 | 978 | 620 | 1 005 | 662 | 365 |
| 1 003 | 1 080 | 1 023 | 1 003 | 661 | 675 | 997 | 639 | 1 044 | 677 | 366 |
| 819 | 927 | 837 | 814 | 619 | 621 | 889 | 596 | 899 | 631 | 367 |
| 769 | 868 | 776 | 791 | 644 | 555 | 846 | 498 | 843 | 576 | 368 |
| 776 | 751 | 672 | 685 | 586 | 602 | (834) | 606 | 756 | 596 | 369 |
| (815) | 872 | / | / | 617 | 639 | (846) | 654 | 848 | 634 | 370 |
| 771 | 740 | / | (680) | 571 | 590 | / | 567 | 762 | 583 | 371 |
| / | 732 | 663 | (630) | 525 | 535 | / | / | 724 | 538 | 372 |
| LOKOMOTIVBAU | | | | | | | | | | |
| 887 | 947 | 884 | 940 | 613 | 625 | 925 | 674 | 925 | 631 | 373 |
| 938 | 1 001 | 956 | 989 | 641 | 657 | 963 | 710 | 979 | 662 | 374 |
| 770 | 835 | 810 | 800 | 561 | 530 | 787 | 610 | 811 | 562 | 375 |
| 730 | 756 | 668 | 739 | 504 | 433 | 753 | 447 | 739 | 498 | 376 |
| 893 | 966 | 899 | 959 | 623 | 630 | 938 | 687 | 943 | 639 | 377 |
| 939 | 1 002 | 957 | 990 | 643 | 659 | 965 | 712 | 980 | 664 | 378 |
| 774 | 847 | 823 | 833 | 571 | 535 | 799 | 627 | 828 | 570 | 379 |
| 763 | 838 | 669 | 769 | 538 | (436) | 815 | (455) | 784 | 525 | 380 |
| 731 | 696 | 673 | 709 | 505 | 509 | 742 | 543 | 715 | 514 | 381 |
| 817 | 805 | 743 | 817 | 567 | 560 | 844 | 610 | 816 | 570 | 382 |
| 724 | 702 | 675 | 692 | 507 | 497 | 749 | 549 | 710 | 515 | 383 |
| 668 | 683 | 665 | 714 | 458 | (426) | 638 | (440) | 701 | 456 | 384 |
| VON KRAFTFAHRZEUGEN USW. | | | | | | | | | | |
| . | 975 | 918 | 1 004 | 625 | 582 | 826 | 572 | 1 004 | 610 | 385 |
| . | 1 069 | 991 | 1 074 | 655 | 600 | 858 | 587 | 1 071 | 635 | 386 |
| . | 897 | 895 | 968 | 556 | 566 | 804 | 551 | 959 | 573 | 387 |
| . | 777 | 798 | 833 | 508 | 540 | 767 | 551 | 780 | 561 | 388 |
| . | 996 | 934 | 1 026 | 630 | 590 | 844 | 577 | 1 023 | 615 | 389 |
| . | 1 071 | 993 | 1 076 | 657 | 600 | 860 | 589 | 1 073 | 637 | 390 |
| . | 908 | 899 | 979 | 561 | 582 | 840 | 558 | 973 | 579 | 391 |
| . | 814 | 826 | 969 | 514 | 529 | 703 | 563 | 815 | 562 | 392 |
| . | 757 | 775 | 815 | 562 | 534 | 759 | 504 | 822 | 553 | 393 |
| . | 920 | 847 | 897 | 608 | / | (716) | 522 | 917 | 589 | 394 |
| . | 772 | 803 | 839 | 528 | 520 | 698 | 461 | 861 | 526 | 395 |
| . | 726 | 762 | 794 | (491) | 550 | 797 | 522 | 740 | 559 | 396 |
| FAHRZEUGEN UND KRAFTFAHRZEUGMOTOREN | | | | | | | | | | |
| . | 1 077 | 922 | . | 679 | / | / | 562 | 1 064 | 649 | 397 |
| . | 1 152 | 990 | . | 689 | / | / | 580 | 1 115 | 682 | 398 |
| . | 937 | 916 | . | 602 | / | / | 538 | 1 007 | 598 | 399 |
| . | 877 | 872 | . | / | / | / | / | 783 | 548 | 400 |
| . | 1 084 | 923 | . | 684 | / | / | 569 | 1 073 | 654 | 401 |
| . | 1 155 | 990 | . | 691 | / | / | 586 | 1 118 | 685 | 402 |
| . | 942 | 916 | . | 612 | / | / | 546 | 1 014 | 603 | 403 |
| . | 904 | 868 | . | / | / | / | / | 791 | 545 | 404 |
| . | 902 | 895 | . | 611 | / | / | (492) | 934 | 580 | 405 |
| . | 992 | / | . | 639 | / | / | (511) | 956 | 621 | 406 |
| . | 869 | 930 | . | 549 | / | / | (470) | 952 | 552 | 407 |
| . | 832 | 884 | . | / | / | / | / | 766 | 556 | 408 |
| BAU | | | | | | | | | | |
| 989 | 845 | 803 | / | . | 725 | 1 014 | / | 1 125 | 741 | 409 |
| 1 004 | 856 | 826 | / | . | 729 | 1 021 | / | 1 145 | 744 | 410 |
| 889 | 818 | (662) | / | . | / | 841 | / | 865 | 730 | 411 |
| (704) | / | / | / | . | / | 649 | / | 699 | 644 | 412 |
| 989 | 845 | 803 | / | . | 725 | 1 015 | / | 1 126 | 747 | 413 |
| 1 005 | 856 | 826 | / | . | 729 | 1 021 | / | 1 146 | 747 | 414 |
| 889 | 820 | (662) | / | . | / | 853 | / | 867 | 751 | 415 |
| / | / | / | / | . | / | 646 | / | 706 | 695 | 416 |
| / | / | / | / | . | / | (824) | / | 902 | 631 | 417 |
| / | / | / | / | . | / | (927) | / | 1 024 | 652 | 418 |
| / | / | / | / | . | / | / | / | (758) | 622 | 419 |
| / | / | / | / | . | / | / | / | (658) | (517) | 420 |
| FAHRZEUGBAU | | | | | | | | | | |
| 837 | 876 | 959 | / | / | / | . | / | 964 | / | 421 |
| 854 | 879 | 991 | / | / | / | . | / | 984 | / | 422 |
| 722 | (814) | 831 | / | / | / | . | / | 790 | / | 423 |
| (626) | / | / | / | / | / | . | / | 710 | / | 424 |
| 842 | 880 | 974 | / | / | / | . | / | 976 | / | 425 |
| 855 | 881 | 993 | / | / | / | . | / | 987 | / | 426 |
| 725 | (863) | 805 | / | / | / | . | / | 803 | / | 427 |
| / | / | / | / | / | / | . | / | 683 | / | 428 |
| 723 | / | 862 | / | / | / | . | / | 795 | / | 429 |
| 782 | / | (933) | / | / | / | . | / | 855 | / | 430 |
| 707 | / | 845 | / | / | / | . | / | 768 | / | 431 |
| (626) | / | / | / | / | / | . | / | 716 | / | 432 |

5 DURCHSCHNITTLLICHE BRUTTOWOCHENVERDIENSTE DER ARBEITER
OKTOBER

| LAUFENDE NUMMER | GESCHLECHT LEISTUNGS- GRUPPE | BADEN- WÜRTTEMBERG | BAYERN | BERLIN | | | BRANDEN- BURG | BREMEN | HAMBURG | HESSEN | MECKLEN- BURG- VORPOMMERN |
|---------------------------------------|------------------------------------|-----------------------|--------|-----------|--------|-------|------------------|--------|---------|--------|---------------------------------|
| | | | | INSGESAMT | (WEST) | (OST) | | | | | |
| ELEKTROTECHNIK; REPARATUR VON ELEK | | | | | | | | | | | |
| 433 | ZUSAMMEN | 890 | 812 | - | 840 | 619 | 579 | 915 | 936 | 861 | 635 |
| 434 | 1 | 1 029 | 928 | - | 941 | 660 | 622 | 974 | 978 | 983 | 647 |
| 435 | 2 | 794 | 734 | - | 767 | 538 | 499 | 837 | 854 | 793 | 602 |
| 436 | 3 | 743 | 681 | - | 722 | 515 | 516 | 725 | 796 | 720 | 533 |
| 437 | MAENNLICH | 980 | 901 | - | 903 | 634 | 613 | 958 | 970 | 939 | 644 |
| 438 | 1 | 1 034 | 938 | - | 950 | 668 | 629 | 975 | 985 | 988 | 650 |
| 439 | 2 | 853 | 829 | - | 800 | 531 | 555 | 881 | 906 | 844 | 626 |
| 440 | 3 | 815 | 769 | - | 785 | 496 | 521 | (795) | 912 | 841 | (540) |
| 441 | WEIBLICH | 731 | 679 | - | 719 | 556 | 485 | 745 | 769 | 700 | 547 |
| 442 | 1 | 863 | 752 | - | 810 | 585 | 539 | 890 | 799 | 832 | 582 |
| 443 | 2 | 723 | 677 | - | 715 | 554 | 454 | 758 | 764 | 722 | 527 |
| 444 | 3 | 726 | 664 | - | 708 | 523 | 515 | 719 | 762 | 675 | / |
| FEINMECHANIK, OPTIK, | | | | | | | | | | | |
| 445 | ZUSAMMEN | 839 | 772 | - | 720 | . | 518 | 808 | 835 | 837 | / |
| 446 | 1 | 961 | 852 | - | 800 | . | 593 | 858 | 928 | 935 | / |
| 447 | 2 | 768 | 715 | - | 683 | . | 480 | 733 | 747 | 790 | / |
| 448 | 3 | 727 | 678 | - | 617 | . | 495 | (541) | 748 | 674 | / |
| 449 | MAENNLICH | 918 | 830 | - | 779 | . | 563 | 856 | 897 | 901 | / |
| 450 | 1 | 971 | 860 | - | 823 | . | 608 | 868 | 969 | 946 | / |
| 451 | 2 | 839 | 764 | - | 720 | . | 523 | (790) | 789 | 841 | / |
| 452 | 3 | 727 | 723 | - | 655 | . | (498) | / | 770 | 708 | / |
| 453 | WEIBLICH | 727 | 693 | - | 620 | . | 468 | 678 | 714 | 735 | / |
| 454 | 1 | 846 | 774 | - | (619) | . | (523) | (789) | 735 | 795 | / |
| 455 | 2 | 699 | 688 | - | 639 | . | 456 | (692) | 704 | 752 | / |
| 456 | 3 | 726 | 668 | - | 606 | . | (492) | (489) | (724) | 663 | / |
| HERSTELLUNG VON EBM-WAREN, STAHLVER | | | | | | | | | | | |
| 457 | ZUSAMMEN | 831 | 790 | - | 840 | 639 | 606 | 770 | 864 | 848 | 547 |
| 458 | 1 | 934 | 875 | - | 961 | 659 | 643 | 878 | 913 | 921 | 566 |
| 459 | 2 | 801 | 755 | - | 756 | 614 | 559 | 716 | 845 | 816 | 537 |
| 460 | 3 | 719 | 688 | - | 635 | (590) | 469 | 766 | 760 | 720 | (462) |
| 461 | MAENNLICH | 877 | 831 | - | 899 | 657 | 621 | 804 | 894 | 878 | 549 |
| 462 | 1 | 935 | 879 | - | 977 | 663 | 646 | 878 | 915 | 925 | 564 |
| 463 | 2 | 836 | 796 | - | 773 | 650 | 571 | 756 | 873 | 836 | 529 |
| 464 | 3 | 777 | 748 | - | 648 | (626) | (509) | (866) | 842 | 791 | / |
| 465 | WEIBLICH | 677 | 652 | - | 700 | 512 | 494 | 674 | 711 | 682 | 534 |
| 466 | 1 | 837 | 706 | - | 745 | (596) | 554 | (871) | / | 716 | / |
| 467 | 2 | 675 | 664 | - | 735 | 480 | 502 | 567 | 708 | 714 | 559 |
| 468 | 3 | 670 | 623 | - | 629 | / | 453 | 757 | 700 | 653 | (431) |
| HERSTELLUNG VON BUEROMASCHINEN, DATEN | | | | | | | | | | | |
| 469 | ZUSAMMEN | 911 | 848 | - | 912 | . | . | . | . | 783 | / |
| 470 | 1 | 1 022 | 953 | - | 1 012 | . | . | . | . | 903 | / |
| 471 | 2 | 813 | 751 | - | 839 | . | . | . | . | 732 | / |
| 472 | 3 | 710 | 711 | - | 696 | . | . | . | . | 691 | / |
| 473 | MAENNLICH | 980 | 917 | - | 935 | . | . | . | . | 861 | / |
| 474 | 1 | 1 024 | 962 | - | 983 | . | . | . | . | 934 | / |
| 475 | 2 | 843 | 779 | - | 870 | . | . | . | . | 802 | / |
| 476 | 3 | 779 | 756 | - | (712) | . | . | . | . | (697) | / |
| 477 | WEIBLICH | 785 | 743 | - | 875 | . | . | . | . | 645 | / |
| 478 | 1 | 1 012 | 860 | - | 1 134 | . | . | . | . | (617) | / |
| 479 | 2 | 787 | 738 | - | 812 | . | . | . | . | 586 | / |
| 480 | 3 | 695 | 702 | - | (687) | . | . | . | . | 689 | / |
| VERBRAUCHSGUE | | | | | | | | | | | |
| 481 | ZUSAMMEN | 825 | 768 | - | 893 | 656 | 541 | 882 | 913 | 835 | 603 |
| 482 | 1 | 964 | 921 | - | 1 064 | 738 | 590 | 1 060 | 1 086 | 964 | 670 |
| 483 | 2 | 768 | 721 | - | 809 | 565 | 506 | 830 | 811 | 769 | 562 |
| 484 | 3 | 702 | 640 | - | 720 | 565 | 512 | 656 | 652 | 691 | 511 |
| 485 | MAENNLICH | 920 | 868 | - | 967 | 725 | 591 | 979 | 1 028 | 916 | 631 |
| 486 | 1 | 998 | 949 | - | 1 120 | 772 | 626 | 1 093 | 1 112 | 990 | 684 |
| 487 | 2 | 860 | 815 | - | 854 | 626 | 557 | 903 | 922 | 854 | 576 |
| 488 | 3 | 790 | 733 | - | 813 | 639 | 530 | 776 | 761 | 774 | 539 |
| 489 | WEIBLICH | 663 | 617 | - | 654 | 533 | 463 | 689 | 706 | 636 | 547 |
| 490 | 1 | 742 | 716 | - | 723 | 589 | 456 | 861 | 928 | 730 | 600 |
| 491 | 2 | 652 | 618 | - | 659 | 522 | 457 | 718 | 691 | 618 | 545 |
| 492 | 3 | 648 | 589 | - | 605 | 475 | 495 | 568 | 600 | 625 | 486 |
| FEIN | | | | | | | | | | | |
| 493 | ZUSAMMEN | 814 | 653 | - | . | / | . | . | . | 724 | . |
| 494 | 1 | 968 | 769 | - | . | / | . | . | . | 866 | . |
| 495 | 2 | 830 | 693 | - | . | / | . | . | . | 712 | . |
| 496 | 3 | 698 | 584 | - | . | / | . | . | . | 667 | . |
| 497 | MAENNLICH | 891 | 734 | - | . | / | . | . | . | 790 | . |
| 498 | 1 | 978 | 776 | - | . | / | . | . | . | 856 | . |
| 499 | 2 | 862 | 738 | - | . | / | . | . | . | 767 | . |
| 500 | 3 | 782 | 633 | - | . | / | . | . | . | / | . |
| 501 | WEIBLICH | 691 | 576 | - | . | / | . | . | . | 665 | . |
| 502 | 1 | (837) | 671 | - | . | / | . | . | . | / | . |
| 503 | 2 | 709 | 572 | - | . | / | . | . | . | 604 | . |
| 504 | 3 | 677 | 573 | - | . | / | . | . | . | 669 | . |

NACH WIRTSCHAFTSZWEIG, GESCHLECHT UND LEISTUNGSGRUPPE IN DM
1993

| NIEDER- SACHSEN | NORDRHEIN- WESTFALEN | RHEINLAND- PFALZ | SAARLAND | SACHSEN | SACHSEN- ANHALT | SCHLESWIG- HOLSTEIN | THUE- RINGEN | FRUEHERES BUNDES- GEBIET | NEUE LAENDER U. BERLIN-OST | LAUFENDE NUMMER |
|--|-------------------------|---------------------|----------|---------|--------------------|------------------------|-----------------|--------------------------------|----------------------------------|--------------------|
| TRISCHEN GERAETEN FUER DEN HAUSHALT | | | | | | | | | | |
| 864 | 835 | 821 | 766 | 595 | 616 | 798 | 554 | 849 | 597 | 433 |
| 974 | 950 | 939 | 940 | 651 | 661 | 903 | 609 | 971 | 648 | 434 |
| 806 | 810 | 744 | 715 | 545 | 543 | 755 | 535 | 772 | 542 | 435 |
| 700 | 723 | 695 | 577 | 471 | 473 | 659 | 489 | 721 | 483 | 436 |
| 943 | 903 | 896 | 869 | 620 | 634 | 859 | 594 | 929 | 623 | 437 |
| 983 | 955 | 943 | 947 | 658 | 665 | 913 | 616 | 978 | 654 | 438 |
| 887 | 839 | 773 | 745 | 569 | 559 | 790 | 567 | 840 | 565 | 439 |
| 768 | 787 | 713 | 709 | 474 | 480 | 691 | 516 | 797 | 483 | 440 |
| 711 | 712 | 699 | 575 | 510 | 503 | 674 | 502 | 706 | 513 | 441 |
| 811 | 833 | 786 | 658 | 579 | 547 | 766 | 528 | 808 | 571 | 442 |
| 711 | 731 | 707 | 590 | 506 | 503 | 686 | 509 | 699 | 508 | 443 |
| 693 | 701 | 693 | 569 | 468 | 467 | 652 | 484 | 701 | 482 | 444 |
| HERSTELLUNG VON UHREN USW. | | | | | | | | | | |
| 849 | 781 | 825 | 702 | 550 | 505 | 829 | 567 | 819 | 556 | 445 |
| 951 | 857 | 901 | 969 | 604 | 522 | 896 | 594 | 918 | 596 | 446 |
| 762 | 757 | 744 | (555) | 488 | 501 | 774 | 512 | 757 | 500 | 447 |
| 646 | 702 | 777 | 640 | 405 | / | 675 | 478 | 709 | 447 | 448 |
| 925 | 852 | 880 | 833 | 582 | 513 | 890 | 594 | 889 | 586 | 449 |
| 961 | 869 | 910 | 969 | 621 | 534 | 901 | 606 | 928 | 609 | 450 |
| 848 | 844 | 784 | (698) | 500 | 494 | 859 | 525 | 824 | 514 | 451 |
| (522) | 800 | 853 | (679) | (410) | / | 689 | (472) | 742 | 460 | 452 |
| 697 | 656 | 743 | 596 | 470 | 495 | 700 | 508 | 710 | 494 | 453 |
| 825 | 712 | (746) | / | 519 | / | 809 | 519 | 800 | 521 | 454 |
| 690 | 643 | 662 | (471) | 466 | 504 | 703 | 505 | 700 | 490 | 455 |
| 658 | 657 | 755 | 627 | 403 | / | 674 | 481 | 701 | 440 | 456 |
| FORMUNG, OBERFLAECHEVEREDLUNG, HAERTUNG | | | | | | | | | | |
| 894 | 851 | 831 | 873 | 603 | 602 | 833 | 539 | 840 | 591 | 457 |
| 981 | 952 | 918 | 931 | 610 | 628 | 912 | 583 | 934 | 617 | 458 |
| 820 | 861 | 822 | 806 | 608 | 572 | 787 | 508 | 820 | 577 | 459 |
| 775 | 744 | 730 | 831 | 455 | 616 | 741 | 504 | 734 | 518 | 460 |
| 919 | 892 | 864 | 895 | 624 | 612 | 863 | 556 | 890 | 609 | 461 |
| 985 | 953 | 919 | 943 | 614 | 631 | 914 | 586 | 937 | 620 | 462 |
| 840 | 871 | 835 | 822 | 640 | 579 | 804 | 527 | 844 | 601 | 463 |
| 805 | 813 | 787 | 888 | 476 | 662 | 807 | 453 | 799 | 552 | 464 |
| 734 | 681 | 682 | 713 | 456 | 541 | 699 | 490 | 679 | 494 | 465 |
| 785 | 844 | 712 | 724 | 508 | 563 | 776 | (506) | 781 | 542 | 466 |
| 713 | 731 | 692 | 697 | 455 | 547 | 720 | 457 | 690 | 487 | 467 |
| 743 | 671 | 679 | 722 | 409 | (473) | 680 | 517 | 670 | 489 | 468 |
| VERARBEITUNGSGERAETEN UND -EINRICHTUNGEN | | | | | | | | | | |
| . | 826 | 1 024 | . | 494 | / | 643 | 503 | 876 | 504 | 469 |
| . | 931 | 1 141 | . | 581 | / | (673) | 606 | 991 | 594 | 470 |
| . | 773 | 986 | . | 449 | / | (654) | 468 | 778 | 468 | 471 |
| . | 757 | 871 | . | / | / | 611 | 452 | 744 | 447 | 472 |
| . | 881 | 1 025 | . | 517 | / | 667 | 529 | 937 | 526 | 473 |
| . | 937 | 1 120 | . | 586 | / | (664) | 608 | 992 | 598 | 474 |
| . | 842 | 918 | . | 455 | / | / | 488 | 816 | 481 | 475 |
| . | 788 | 893 | . | / | / | / | (435) | 813 | 431 | 476 |
| . | 722 | 1 022 | . | 455 | / | 626 | 445 | 769 | 459 | 477 |
| . | (818) | 1 244 | . | (547) | / | / | / | 987 | (543) | 478 |
| . | 682 | 1 100 | . | 443 | / | (635) | 427 | 747 | 450 | 479 |
| . | 736 | 826 | . | / | / | (609) | 464 | 713 | 460 | 480 |
| TERINDUSTRIE | | | | | | | | | | |
| 832 | 856 | 807 | 780 | 508 | 570 | 915 | 530 | 823 | 535 | 481 |
| 934 | 981 | 937 | 976 | 555 | 631 | 1 100 | 583 | 962 | 588 | 482 |
| 777 | 813 | 756 | 739 | 471 | 552 | 808 | 501 | 769 | 501 | 483 |
| 731 | 721 | 686 | 682 | 462 | 465 | 794 | 459 | 694 | 472 | 484 |
| 910 | 931 | 896 | 900 | 561 | 607 | 985 | 573 | 913 | 584 | 485 |
| 975 | 1 012 | 975 | 1 022 | 587 | 639 | 1 121 | 613 | 994 | 617 | 486 |
| 853 | 880 | 835 | 847 | 528 | 594 | 873 | 537 | 854 | 550 | 487 |
| 832 | 819 | 809 | 804 | 491 | 510 | 871 | 484 | 795 | 507 | 488 |
| 638 | 650 | 595 | 583 | 445 | 496 | 686 | 470 | 639 | 465 | 489 |
| 657 | 714 | 657 | 664 | 471 | 600 | 859 | 504 | 718 | 501 | 490 |
| 836 | 650 | 593 | 586 | 432 | 473 | 665 | 463 | 634 | 453 | 491 |
| 629 | 627 | 576 | 581 | 447 | 434 | 651 | 446 | 617 | 450 | 492 |
| KERAMIK | | | | | | | | | | |
| . | 843 | 771 | . | 535 | 574 | 803 | 513 | 714 | 535 | 493 |
| . | 949 | 833 | . | 641 | 612 | 872 | 564 | 826 | 589 | 494 |
| . | 846 | 808 | . | 530 | 596 | 831 | 497 | 761 | 535 | 495 |
| . | 781 | 709 | . | 459 | 492 | 660 | 448 | 630 | 460 | 496 |
| . | 865 | 839 | . | 568 | 593 | 843 | 568 | 797 | 578 | 497 |
| . | 963 | 850 | . | 639 | 618 | 900 | 609 | 836 | 620 | 498 |
| . | 858 | 845 | . | 560 | 601 | 847 | 532 | 800 | 566 | 499 |
| . | 817 | 820 | . | 473 | 498 | 700 | (444) | 734 | 476 | 500 |
| . | 851 | 619 | . | 482 | 495 | 651 | 456 | 596 | 472 | 501 |
| . | (745) | 637 | . | 648 | / | (712) | 469 | 713 | 508 | 502 |
| . | 665 | 672 | . | 414 | (518) | 654 | 456 | 610 | 470 | 503 |
| . | 625 | 599 | . | 452 | 488 | 636 | 449 | 588 | 455 | 504 |

5 DURCHSCHNITTLLICHE BRUTTOWOCHENVERDIENSTE DER ARBEITER
OKTOBER

| LAUFENDE NUMMER | GESCHLECHT LEISTUNGS- GRUPPE | BADEN- WÜRTTEMBERG | BAYERN | BERLIN | | | BRANDEN- BURG | BREMEN | HAMBURG | HESSEN | MECKLEN- BURG- VORPOMMERN |
|------------------------------------|------------------------------------|-----------------------|--------|-----------|--------|-------|------------------|--------|---------|--------|---------------------------------|
| | | | | INSGESAMT | (WEST) | (OST) | | | | | |
| HERSTELLUNG UND | | | | | | | | | | | |
| 505 | ZUSAMMEN | 857 | 820 | - | 829 | . | 624 | . | . | 831 | / |
| 506 | 1 | 984 | 919 | - | 966 | . | 639 | . | . | 980 | / |
| 507 | 2 | 840 | 837 | - | 819 | . | 632 | . | . | 808 | / |
| 508 | 3 | 702 | 674 | - | 668 | . | 562 | . | . | 664 | / |
| 509 | MAENNLICH | 935 | 871 | - | 874 | . | 632 | . | . | 888 | / |
| 510 | 1 | 1 002 | 922 | - | 981 | . | 644 | . | . | 989 | / |
| 511 | 2 | 893 | 867 | - | 837 | . | 627 | . | . | 860 | / |
| 512 | 3 | 845 | 760 | - | 702 | . | 583 | . | . | 695 | / |
| 513 | WEIBLICH | 624 | 598 | - | 642 | . | 588 | . | . | 661 | / |
| 514 | 1 | 752 | 684 | - | (726) | . | (580) | . | . | (774) | / |
| 515 | 2 | 643 | 630 | - | (645) | . | 647 | . | . | 680 | / |
| 516 | 3 | 588 | 583 | - | 629 | . | 543 | . | . | 629 | / |
| HOLZVERARBEITUNG; REPARATUR VON | | | | | | | | | | | |
| 517 | ZUSAMMEN | 865 | 792 | - | 803 | 653 | 555 | 818 | . | 820 | 560 |
| 518 | 1 | 942 | 887 | - | 883 | 689 | 602 | 888 | . | 889 | 587 |
| 519 | 2 | 853 | 755 | - | 770 | 545 | 523 | 724 | . | 796 | 540 |
| 520 | 3 | 746 | 701 | - | 667 | (508) | 499 | / | . | 732 | 531 |
| 521 | MAENNLICH | 901 | 837 | - | 811 | 662 | 581 | 840 | . | 843 | 576 |
| 522 | 1 | 951 | 890 | - | 889 | 692 | 616 | 893 | . | 896 | 594 |
| 523 | 2 | 884 | 810 | - | 777 | 548 | 549 | 760 | . | 824 | 553 |
| 524 | 3 | 778 | 737 | - | 676 | / | 516 | / | . | 753 | 556 |
| 525 | WEIBLICH | 726 | 663 | - | (582) | (544) | 483 | 649 | . | 679 | 527 |
| 526 | 1 | 742 | 826 | - | / | (593) | 514 | (798) | . | 758 | 558 |
| 527 | 2 | 742 | 645 | - | / | (524) | 470 | (578) | . | 649 | 521 |
| 528 | 3 | 711 | 660 | - | / | (514) | 479 | / | . | 681 | 504 |
| HERSTELLUNG VON MUSIKINSTRUMENTEN, | | | | | | | | | | | |
| 529 | ZUSAMMEN | 767 | 686 | - | 786 | . | 520 | / | . | 753 | . |
| 530 | 1 | 853 | 829 | - | 900 | . | (535) | / | . | 848 | . |
| 531 | 2 | 693 | 664 | - | 824 | . | (523) | / | . | 732 | . |
| 532 | 3 | 705 | 584 | - | 629 | . | (492) | / | . | 661 | . |
| 533 | MAENNLICH | 844 | 780 | - | 847 | . | 529 | / | . | 874 | . |
| 534 | 1 | 901 | 854 | - | 902 | . | (542) | / | . | 875 | . |
| 535 | 2 | 734 | 746 | - | (838) | . | (548) | / | . | 890 | . |
| 536 | 3 | 778 | 656 | - | (644) | . | (493) | / | . | (776) | . |
| 537 | WEIBLICH | 694 | 587 | - | 644 | . | (480) | / | . | 619 | . |
| 538 | 1 | 743 | 627 | - | / | . | / | / | . | (602) | . |
| 539 | 2 | 657 | 601 | - | / | . | / | / | . | 594 | . |
| 540 | 3 | 690 | 554 | - | (624) | . | / | / | . | 644 | . |
| PAPIER- UND | | | | | | | | | | | |
| 541 | ZUSAMMEN | 837 | 819 | - | 811 | . | 443 | 894 | 855 | 843 | . |
| 542 | 1 | 1 027 | 981 | - | 990 | . | 493 | 1 019 | 1 072 | 969 | . |
| 543 | 2 | 798 | 787 | - | 767 | . | 421 | 780 | 849 | 780 | . |
| 544 | 3 | 669 | 680 | - | 643 | . | 374 | 791 | 652 | 655 | . |
| 545 | MAENNLICH | 925 | 901 | - | 868 | . | 485 | 940 | 935 | 911 | . |
| 546 | 1 | 1 035 | 993 | - | 997 | . | 514 | 1 036 | 1 087 | 986 | . |
| 547 | 2 | 870 | 848 | - | 801 | . | 470 | 842 | 908 | 845 | . |
| 548 | 3 | 736 | 793 | - | 667 | . | (354) | 791 | 731 | 713 | . |
| 549 | WEIBLICH | 659 | 631 | - | 675 | . | 371 | 739 | 640 | 639 | . |
| 550 | 1 | 844 | 767 | - | 813 | . | (370) | (820) | / | 687 | . |
| 551 | 2 | 675 | 640 | - | 694 | . | 367 | 722 | 671 | 639 | . |
| 552 | 3 | 628 | 609 | - | 632 | . | (385) | / | 579 | 625 | . |
| DRUCKEREI, | | | | | | | | | | | |
| 553 | ZUSAMMEN | 1 032 | 1 042 | - | 1 126 | 844 | 868 | 1 141 | 1 069 | 1 110 | 823 |
| 554 | 1 | 1 151 | 1 139 | - | 1 270 | 908 | 933 | 1 194 | 1 165 | 1 182 | 912 |
| 555 | 2 | 909 | 928 | - | 897 | 715 | 789 | 1 040 | 958 | 1 044 | 707 |
| 556 | 3 | 805 | 794 | - | 979 | 715 | (790) | (862) | 687 | 837 | (618) |
| 557 | MAENNLICH | 1 093 | 1 099 | - | 1 193 | 892 | 929 | 1 232 | 1 149 | 1 168 | 877 |
| 558 | 1 | 1 172 | 1 151 | - | 1 296 | 949 | 1 016 | 1 244 | 1 192 | 1 198 | 943 |
| 559 | 2 | 965 | 993 | - | 954 | 753 | (822) | 1 213 | 1 056 | 1 115 | 725 |
| 560 | 3 | 903 | 932 | - | 1 125 | 785 | (795) | / | (824) | 1 043 | / |
| 561 | WEIBLICH | 795 | 786 | - | 784 | 668 | (717) | 868 | 851 | 816 | 707 |
| 562 | 1 | 962 | 955 | - | 1 016 | 732 | (698) | 969 | 1 023 | 1 001 | 768 |
| 563 | 2 | 768 | 771 | - | 705 | (604) | (722) | 770 | 810 | 793 | 689 |
| 564 | 3 | 685 | 699 | - | 644 | (530) | / | (713) | 616 | 677 | (617) |
| HERSTELLUNG VON | | | | | | | | | | | |
| 565 | ZUSAMMEN | 825 | 768 | - | 907 | 612 | 582 | 800 | 785 | 778 | . |
| 566 | 1 | 963 | 900 | - | 1 099 | 695 | 640 | 956 | 908 | 900 | . |
| 567 | 2 | 796 | 738 | - | 864 | (618) | 547 | 813 | 812 | 737 | . |
| 568 | 3 | 716 | 640 | - | 636 | 570 | 527 | 757 | 645 | 681 | . |
| 569 | MAENNLICH | 894 | 832 | - | 947 | 667 | 608 | 834 | 837 | 837 | . |
| 570 | 1 | 972 | 907 | - | 1 102 | (742) | 647 | (966) | 911 | 914 | . |
| 571 | 2 | 853 | 794 | - | 907 | (642) | 568 | 824 | 831 | 789 | . |
| 572 | 3 | 799 | 717 | - | 653 | 626 | 533 | 801 | 705 | 751 | . |
| 573 | WEIBLICH | 655 | 606 | - | 623 | 500 | 514 | 693 | 617 | 625 | . |
| 574 | 1 | 770 | 737 | - | (938) | / | (491) | / | / | 690 | . |
| 575 | 2 | 645 | 621 | - | 620 | / | 511 | / | (667) | 615 | . |
| 576 | 3 | 652 | 579 | - | 591 | 499 | 524 | 680 | 604 | 626 | . |

NACH WIRTSCHAFTSZWEIG, GESCHLECHT UND LEISTUNGSGRUPPE IN DM
1993

| NIEDER- SACHSEN | NORDRHEIN- WESTFALEN | RHEINLAND- PFALZ | SAARLAND | SACHSEN | SACHSEN- ANHALT | SCHLESWIG- HOLSTEIN | THUE- RINGEN | FRUEHERES BUNDES- GEBIET | NEUE LAENDER U. BERLIN-OST | LAUFENDE NUMMER |
|---|-------------------------|---------------------|----------|---------|--------------------|------------------------|-----------------|--------------------------------|----------------------------------|--------------------|
| VERARBEITUNG VON GLAS | | | | | | | | | | |
| 909 | 962 | 941 | 896 | 582 | . | 960 | 575 | 896 | 583 | 505 |
| 984 | 1 016 | 1 050 | 961 | 625 | . | 1 064 | 604 | 992 | 615 | 506 |
| 851 | 904 | 858 | 874 | 575 | . | 889 | 546 | 859 | 568 | 507 |
| 819 | 880 | 865 | (801) | 505 | . | 857 | 523 | 762 | 519 | 508 |
| 941 | 980 | 986 | 909 | 601 | . | 980 | 595 | 938 | 601 | 509 |
| 986 | 1 018 | 1 053 | 982 | 627 | . | 1 066 | 612 | 996 | 621 | 510 |
| 864 | 922 | 901 | 877 | 597 | . | 902 | 568 | 890 | 587 | 511 |
| 909 | 943 | 957 | (857) | 513 | . | 894 | 532 | 861 | 526 | 512 |
| 674 | 688 | 661 | (746) | 524 | . | 735 | 511 | 637 | 524 | 513 |
| (708) | 813 | (814) | / | 600 | . | / | 518 | 763 | 548 | 514 |
| 729 | 687 | 689 | / | 530 | . | (779) | 488 | 666 | 526 | 515 |
| 659 | 659 | 612 | / | 497 | . | 689 | 518 | 609 | 513 | 516 |
| GEBRAUCHSGUETERN AUS HOLZ U. AE. | | | | | | | | | | |
| 873 | 923 | 896 | 813 | 524 | 552 | 885 | 541 | 865 | 545 | 517 |
| 959 | 993 | 991 | 920 | 561 | 603 | 972 | 571 | 950 | 583 | 518 |
| 821 | 882 | 860 | 750 | 484 | 537 | 801 | 531 | 827 | 520 | 519 |
| 747 | 831 | 734 | (613) | 458 | 465 | 888 | 470 | 765 | 478 | 520 |
| 909 | 946 | 939 | 844 | 542 | 569 | 905 | 556 | 901 | 563 | 521 |
| 968 | 1 003 | 1 006 | 919 | 572 | 606 | 973 | 577 | 958 | 592 | 522 |
| 861 | 899 | 888 | 751 | 496 | 552 | 825 | 549 | 863 | 536 | 523 |
| 774 | 872 | 791 | / | 459 | 484 | 908 | 474 | 808 | 489 | 524 |
| 699 | 745 | 697 | 638 | 460 | 501 | 705 | 507 | 701 | 494 | 525 |
| 708 | 755 | 773 | / | 465 | 580 | / | 550 | 769 | 531 | 526 |
| 688 | 761 | 719 | / | 458 | 501 | 703 | 497 | 692 | 487 | 527 |
| 711 | 729 | 661 | (610) | 457 | 439 | 681 | 465 | 694 | 464 | 528 |
| SPIELWAREN, SPORTGERAETEN, SCHMUCK U. AE. | | | | | | | | | | |
| . | 762 | 711 | . | 468 | 426 | (828) | 450 | 744 | 459 | 529 |
| . | 870 | 844 | . | 547 | 450 | / | 486 | 860 | 518 | 530 |
| . | 777 | 688 | . | 398 | 388 | (803) | 442 | 697 | 424 | 531 |
| . | 598 | 530 | . | 345 | 430 | / | 384 | 649 | 394 | 532 |
| . | 817 | 789 | . | 522 | 521 | (828) | 513 | 826 | 518 | 533 |
| . | 878 | 858 | . | 561 | 529 | / | 550 | 893 | 558 | 534 |
| . | 811 | 741 | . | 451 | / | (803) | 497 | 762 | 480 | 535 |
| . | 698 | (602) | . | (354) | / | / | (445) | 710 | 438 | 536 |
| . | 661 | 668 | . | 381 | 379 | / | 404 | 648 | 396 | 537 |
| . | 797 | (681) | . | 472 | (356) | / | 437 | 731 | 440 | 538 |
| . | 723 | 594 | . | 360 | 361 | / | 394 | 633 | 380 | 539 |
| . | 517 | 515 | . | (341) | (426) | / | 369 | 629 | 376 | 540 |
| PAPPEVERARBEITUNG | | | | | | | | | | |
| 820 | 842 | 855 | 600 | 469 | 500 | 836 | 509 | 833 | 487 | 541 |
| 955 | 978 | 1 014 | 779 | 531 | 598 | 1 028 | 592 | 988 | 560 | 542 |
| 753 | 838 | 795 | 599 | 444 | 479 | 766 | 487 | 799 | 460 | 543 |
| 655 | 624 | 734 | 548 | (375) | 395 | 642 | 451 | 660 | 423 | 544 |
| 896 | 919 | 918 | 710 | 513 | 582 | 903 | 546 | 911 | 531 | 545 |
| 963 | 986 | 1 024 | 779 | 548 | 603 | 1 046 | 603 | 998 | 575 | 546 |
| 820 | 897 | 836 | 602 | 486 | 584 | 803 | 512 | 860 | 499 | 547 |
| 794 | 721 | 845 | (773) | / | (400) | 684 | 461 | 757 | 432 | 548 |
| 634 | 632 | 651 | 507 | 415 | 420 | 670 | 457 | 642 | 427 | 549 |
| 751 | 797 | 790 | / | 475 | (554) | (812) | 516 | 782 | 483 | 550 |
| 656 | 669 | 666 | / | 406 | 420 | 680 | 455 | 663 | 418 | 551 |
| 573 | 577 | 621 | 505 | (377) | 394 | 624 | 448 | 603 | 420 | 552 |
| VERVIELFAELTIGUNG | | | | | | | | | | |
| 1 030 | 1 065 | 991 | 1 012 | 733 | 808 | 1 107 | 794 | 1 058 | 778 | 553 |
| 1 112 | 1 170 | 1 137 | 1 142 | 767 | 839 | 1 239 | 836 | 1 163 | 825 | 554 |
| 916 | 965 | 846 | 858 | 700 | 778 | 970 | 718 | 943 | 721 | 555 |
| 936 | 832 | 804 | 836 | 679 | 687 | 877 | (609) | 837 | 681 | 556 |
| 1 093 | 1 116 | 1 080 | 1 089 | 777 | 834 | 1 168 | 848 | 1 119 | 825 | 557 |
| 1 126 | 1 185 | 1 167 | 1 170 | 799 | 828 | 1 262 | 906 | 1 181 | 861 | 558 |
| 969 | 1 000 | 905 | 907 | 755 | 857 | 1 021 | 723 | 1 001 | 767 | 559 |
| 1 139 | 956 | 977 | 1 044 | 695 | 784 | 983 | (630) | 979 | 724 | 560 |
| 808 | 813 | 732 | 786 | 660 | 766 | 813 | 712 | 799 | 694 | 561 |
| 960 | 980 | 906 | 968 | 683 | 861 | 983 | 719 | 972 | 738 | 562 |
| 818 | 820 | 727 | 767 | 633 | 680 | 803 | 712 | 783 | 681 | 563 |
| 701 | 706 | 640 | 613 | 670 | (543) | 696 | / | 687 | 644 | 564 |
| KUNSTSTOFFWAREN | | | | | | | | | | |
| 837 | 823 | 820 | 807 | 517 | 564 | 808 | 505 | 810 | 538 | 565 |
| 952 | 964 | 913 | 1 075 | 557 | 604 | 934 | 573 | 941 | 586 | 566 |
| 823 | 811 | 810 | 752 | 493 | 562 | 758 | 499 | 785 | 525 | 567 |
| 727 | 710 | 677 | 723 | 437 | 454 | 740 | 414 | 696 | 459 | 568 |
| 886 | 884 | 855 | 929 | 540 | 530 | 853 | 532 | 870 | 565 | 569 |
| 973 | 984 | 918 | 1 079 | 568 | 610 | 938 | 575 | 953 | 595 | 570 |
| 860 | 849 | 830 | 878 | 508 | 583 | 804 | 521 | 834 | 548 | 571 |
| 786 | 788 | 751 | 836 | 459 | (488) | 794 | 438 | 771 | 489 | 572 |
| 624 | 647 | 599 | 586 | 461 | 473 | 637 | 446 | 632 | 468 | 573 |
| 558 | 734 | 641 | / | 492 | 531 | 813 | (534) | 719 | 503 | 574 |
| 612 | 640 | 630 | 560 | 465 | 479 | 610 | 459 | 627 | 474 | 575 |
| 641 | 639 | 582 | 618 | 423 | 445 | 644 | 397 | 626 | 440 | 576 |

5 DURCHSCHNITTLLICHE BRUTTOWOCHENVERDIENSTE DER ARBEITER
OKTOBER

| LAUFENDE NUMMER | GESCHLECHT LEISTUNGS- GRUPPE | BADEN- WÜRTTEMBERG | BAYERN | BERLIN | | | BRANDEN- BURG | BREMEN | HAMBURG | HESSEN | MECKLEN- BURG- VORPOMMERN |
|---|------------------------------------|-----------------------|--------|-----------|--------|-------|------------------|--------|---------|--------|---------------------------------|
| | | | | INSGESAMT | (WEST) | (OST) | | | | | |
| LEDERER | | | | | | | | | | | |
| 577 | ZUSAMMEN | 765 | 797 | - | / | / | . | / | / | 557 | / |
| 578 | 1 | 887 | 880 | - | / | / | . | / | / | (659) | / |
| 579 | 2 | 762 | 794 | - | / | / | . | / | / | (507) | / |
| 580 | 3 | 649 | 648 | - | / | / | . | / | / | / | / |
| 581 | MAENNLICH | 823 | 838 | - | / | / | . | / | / | (573) | / |
| 582 | 1 | 904 | 890 | - | / | / | . | / | / | (657) | / |
| 583 | 2 | 829 | 811 | - | / | / | . | / | / | (508) | / |
| 584 | 3 | 683 | (748) | - | / | / | . | / | / | / | / |
| 585 | WEIBLICH | 637 | 645 | - | / | / | . | / | / | (524) | / |
| 586 | 1 | 733 | (725) | - | / | / | . | / | / | / | / |
| 587 | 2 | 647 | 664 | - | / | / | . | / | / | / | / |
| 588 | 3 | 609 | 625 | - | / | / | . | / | / | / | / |
| LEDERVERARBEITUNG (OHNE | | | | | | | | | | | |
| 589 | ZUSAMMEN | 629 | 609 | - | 577 | . | . | / | . | 652 | / |
| 590 | 1 | 853 | 676 | - | (609) | . | . | / | . | 718 | / |
| 591 | 2 | 618 | 600 | - | / | . | . | / | . | 580 | / |
| 592 | 3 | 567 | 563 | - | (563) | . | . | / | . | 557 | / |
| 593 | MAENNLICH | 768 | 729 | - | (670) | . | . | / | . | 766 | / |
| 594 | 1 | 921 | 784 | - | / | . | . | / | . | 784 | / |
| 595 | 2 | 732 | 717 | - | / | . | . | / | . | 715 | / |
| 596 | 3 | 652 | (645) | - | / | . | . | / | . | (628) | / |
| 597 | WEIBLICH | 576 | 563 | - | (533) | . | . | / | . | 570 | / |
| 598 | 1 | 671 | 612 | - | / | . | . | / | . | 610 | / |
| 599 | 2 | 583 | 554 | - | / | . | . | / | . | 550 | / |
| 600 | 3 | 545 | 549 | - | (529) | . | . | / | . | 542 | / |
| HERSTELLUNG VON SCHUHEN; REPARATUR VON SCHUHEN, | | | | | | | | | | | |
| 601 | ZUSAMMEN | 685 | 640 | - | . | 474 | . | / | . | 754 | . |
| 602 | 1 | 761 | 732 | - | . | 473 | . | / | . | 763 | . |
| 603 | 2 | 650 | 612 | - | . | (480) | . | / | . | 790 | . |
| 604 | 3 | 572 | 554 | - | . | / | . | / | . | 672 | . |
| 605 | MAENNLICH | 769 | 707 | - | . | (454) | . | / | . | 868 | . |
| 606 | 1 | 798 | 754 | - | . | (457) | . | / | . | 831 | . |
| 607 | 2 | 719 | 665 | - | . | / | . | / | . | 903 | . |
| 608 | 3 | (590) | 585 | - | . | / | . | / | . | (746) | . |
| 609 | WEIBLICH | 614 | 599 | - | . | 482 | . | / | . | 660 | . |
| 610 | 1 | 646 | 683 | - | . | (485) | . | / | . | 667 | . |
| 611 | 2 | 621 | 593 | - | . | (485) | . | / | . | 647 | . |
| 612 | 3 | 570 | 547 | - | . | / | . | / | . | 667 | . |
| TEXTIL | | | | | | | | | | | |
| 613 | ZUSAMMEN | 751 | 703 | - | 785 | . | . | 852 | . | 726 | . |
| 614 | 1 | 857 | 807 | - | 803 | . | . | 1 005 | . | 796 | . |
| 615 | 2 | 709 | 662 | - | 792 | . | . | 832 | . | 695 | . |
| 616 | 3 | 662 | 632 | - | 703 | . | . | 707 | . | 604 | . |
| 617 | MAENNLICH | 851 | 783 | - | 811 | . | . | 895 | . | 776 | . |
| 618 | 1 | 900 | 829 | - | 842 | . | . | 1 005 | . | 803 | . |
| 619 | 2 | 805 | 763 | - | 810 | . | . | 876 | . | 747 | . |
| 620 | 3 | 721 | 718 | - | 744 | . | . | 726 | . | 722 | . |
| 621 | WEIBLICH | 654 | 606 | - | 629 | . | . | 762 | . | 618 | . |
| 622 | 1 | 692 | 686 | - | 579 | . | . | / | . | 680 | . |
| 623 | 2 | 649 | 604 | - | 655 | . | . | 769 | . | 630 | . |
| 624 | 3 | 648 | 586 | - | 603 | . | . | (610) | . | 555 | . |
| DARUNTER: SPINNEREI, ZWIRNEREI, | | | | | | | | | | | |
| 625 | ZUSAMMEN | 742 | 706 | - | 801 | . | . | . | / | 740 | . |
| 626 | 1 | 842 | 794 | - | 915 | . | . | . | / | 775 | . |
| 627 | 2 | 732 | 696 | - | 786 | . | . | . | / | 703 | . |
| 628 | 3 | 659 | 637 | - | 750 | . | . | . | / | 661 | . |
| 629 | MAENNLICH | 826 | 770 | - | 808 | . | . | . | / | 766 | . |
| 630 | 1 | 858 | 799 | - | 919 | . | . | . | / | 775 | . |
| 631 | 2 | 823 | 766 | - | 791 | . | . | . | / | 748 | . |
| 632 | 3 | 705 | 714 | - | 760 | . | . | . | / | (793) | . |
| 633 | WEIBLICH | 659 | 610 | - | 718 | . | . | . | / | 588 | . |
| 634 | 1 | 709 | 728 | - | / | . | . | . | / | / | . |
| 635 | 2 | 661 | 615 | - | 722 | . | . | . | / | 570 | . |
| 636 | 3 | 644 | 563 | - | (706) | . | . | . | / | 624 | . |
| WEBEREI (OHNE WEBEREIEN DES | | | | | | | | | | | |
| 637 | ZUSAMMEN | 747 | 705 | - | 720 | / | / | / | . | 759 | / |
| 638 | 1 | 820 | 807 | - | 655 | / | / | / | . | 849 | / |
| 639 | 2 | 705 | 652 | - | 804 | / | / | / | . | 714 | / |
| 640 | 3 | 685 | 603 | - | (718) | / | / | / | . | 615 | / |
| 641 | MAENNLICH | 804 | 789 | - | 739 | / | / | / | . | 812 | / |
| 642 | 1 | 836 | 834 | - | 679 | / | / | / | . | 867 | / |
| 643 | 2 | 775 | 728 | - | 806 | / | / | / | . | 763 | / |
| 644 | 3 | 736 | 692 | - | (724) | / | / | / | . | 730 | / |
| 645 | WEIBLICH | 662 | 608 | - | (588) | / | / | / | . | 632 | / |
| 646 | 1 | 748 | 687 | - | (570) | / | / | / | . | 717 | / |
| 647 | 2 | 644 | 600 | - | / | / | / | / | . | 634 | / |
| 648 | 3 | 645 | 581 | - | / | / | / | / | . | 544 | / |

NACH WIRTSCHAFTSZWEIG, GESCHLECHT UND LEISTUNGSGRUPPE IN DM
1993

| NIEDER- SACHSEN | NORDRHEIN- WESTFALEN | RHEINLAND- PFALZ | SAARLAND | SACHSEN | SACHSEN- ANHALT | SCHLESWIG- HOLSTEIN | THÜ- RINGEN | FRÜHERES BUNDES- GEBIET | NEUE LAENDER U. BERLIN-OST | LAUFENDE NUMMER |
|---|-------------------------|---------------------|----------|---------|--------------------|------------------------|----------------|-------------------------------|----------------------------------|--------------------|
| ZEUGUNG | | | | | | | | | | |
| . | 851 | . | / | 489 | . | . | . | 773 | 476 | 577 |
| . | 922 | . | / | 491 | . | . | . | 878 | 488 | 578 |
| . | 831 | . | / | (501) | . | . | . | 778 | 462 | 579 |
| . | 756 | . | / | / | . | . | . | 638 | / | 580 |
| . | 879 | . | / | 507 | . | . | . | 822 | 499 | 581 |
| . | 931 | . | / | 514 | . | . | . | 890 | 512 | 582 |
| . | 854 | . | / | (497) | . | . | . | 813 | (475) | 583 |
| . | 801 | . | / | / | . | . | . | 684 | / | 584 |
| . | 708 | . | / | (417) | . | . | . | 632 | 425 | 585 |
| . | / | . | / | / | . | . | . | 724 | (402) | 586 |
| . | 753 | . | / | / | . | . | . | 664 | (440) | 587 |
| . | (648) | . | / | / | . | . | . | 594 | / | 588 |
| HERSTELLUNG VON SCHUHEN | | | | | | | | | | |
| 516 | 547 | 570 | (528) | 414 | 368 | / | 405 | 600 | 396 | 589 |
| 616 | 591 | 656 | / | (471) | (447) | / | 417 | 688 | 424 | 590 |
| 490 | 550 | 582 | / | 397 | 379 | / | 389 | 590 | 390 | 591 |
| 442 | 528 | 449 | (545) | / | 327 | / | (365) | 526 | 353 | 592 |
| 589 | 677 | 667 | / | (427) | (432) | / | 455 | 719 | 446 | 593 |
| 652 | 687 | 690 | / | / | (451) | / | 479 | 758 | 474 | 594 |
| 557 | 683 | 641 | / | / | / | / | (431) | 702 | (414) | 595 |
| (410) | 653 | (331) | / | / | / | / | / | 621 | / | 596 |
| 467 | 494 | 522 | (460) | 409 | 357 | / | 384 | 544 | 382 | 597 |
| 547 | 491 | 580 | / | / | / | / | 393 | 592 | 400 | 598 |
| 444 | 484 | 568 | / | (400) | 377 | / | 368 | 550 | 384 | 599 |
| 448 | 502 | 454 | / | / | 325 | / | (368) | 509 | 351 | 600 |
| GEBRAUCHSGUTERN AUS LEDER U.AE., SCHIRMEN | | | | | | | | | | |
| . | 692 | 581 | . | 462 | 416 | / | 397 | 639 | 431 | 601 |
| . | 746 | 637 | . | 478 | 479 | / | (439) | 698 | 467 | 602 |
| . | 678 | 564 | . | 450 | 359 | / | 393 | 623 | 404 | 603 |
| . | 639 | 521 | . | (416) | (377) | / | (378) | 571 | 385 | 604 |
| . | 761 | 656 | . | 500 | 482 | / | 424 | 722 | 472 | 605 |
| . | 808 | 702 | . | 514 | 506 | / | (440) | 761 | 496 | 606 |
| . | 734 | 637 | . | 482 | (405) | / | (422) | 705 | 439 | 607 |
| . | 692 | 560 | . | / | / | / | / | 614 | (361) | 608 |
| . | 631 | 540 | . | 431 | 367 | / | 380 | 583 | 402 | 609 |
| . | 655 | 584 | . | 435 | (404) | / | / | 816 | 428 | 610 |
| . | 631 | 528 | . | 430 | 352 | / | 377 | 579 | 389 | 611 |
| . | 613 | 510 | . | (421) | (395) | / | (381) | 559 | 390 | 612 |
| GEWERBE | | | | | | | | | | |
| 768 | 796 | 734 | . | 450 | (545) | 789 | 477 | 756 | 458 | 613 |
| 825 | 870 | 915 | . | 488 | (577) | 983 | 521 | 849 | 494 | 614 |
| 744 | 782 | 698 | . | 430 | / | 761 | 463 | 731 | 442 | 615 |
| 633 | 659 | 609 | . | 387 | / | 668 | 389 | 647 | 390 | 616 |
| 837 | 861 | 839 | . | 490 | (553) | 889 | 512 | 835 | 497 | 617 |
| 864 | 891 | 930 | . | 512 | (593) | 991 | 545 | 877 | 519 | 618 |
| 818 | 850 | 806 | . | 453 | / | 852 | 465 | 813 | 467 | 619 |
| 729 | 752 | 675 | . | 396 | / | 768 | (396) | 729 | 405 | 620 |
| 628 | 645 | 573 | . | 421 | / | 664 | 451 | 634 | 429 | 621 |
| 682 | 690 | 578 | . | 433 | / | (905) | 425 | 688 | 433 | 622 |
| 614 | 656 | 574 | . | 423 | / | 677 | 463 | 635 | 433 | 623 |
| 587 | 593 | 571 | . | 384 | / | 600 | 388 | 607 | 386 | 624 |
| HANDELSFERTIGE AUFMACHUNG VON GARNEN | | | | | | | | | | |
| 808 | 878 | 756 | / | 470 | / | . | 519 | 772 | 486 | 625 |
| 866 | 968 | 930 | / | 507 | / | . | 583 | 865 | 519 | 626 |
| 789 | 854 | 724 | / | 447 | / | . | 504 | 756 | 471 | 627 |
| 576 | 807 | 581 | / | 419 | / | . | 403 | 648 | 420 | 628 |
| 845 | 930 | 863 | / | 510 | / | . | 556 | 838 | 525 | 629 |
| 867 | 976 | 944 | / | 525 | / | . | 589 | 873 | 536 | 630 |
| 827 | 917 | 820 | / | 475 | / | . | 514 | 830 | 512 | 631 |
| (717) | 842 | 616 | / | (414) | / | . | / | 729 | 425 | 632 |
| 643 | 654 | 585 | / | 439 | / | . | 496 | 631 | 456 | 633 |
| (810) | (669) | (537) | / | 433 | / | . | / | 705 | 439 | 634 |
| 669 | 652 | 592 | / | 441 | / | . | 502 | 638 | 460 | 635 |
| 533 | 687 | 574 | / | 421 | / | . | (398) | 592 | 418 | 636 |
| SONSTIGEN TEXTILGEWERBES) | | | | | | | | | | |
| 724 | 780 | 718 | / | 464 | . | 882 | 432 | 753 | 460 | 637 |
| 746 | 837 | 881 | / | 496 | . | 1 046 | 464 | 820 | 494 | 638 |
| 706 | 748 | 653 | / | 430 | . | 820 | 422 | 718 | 428 | 639 |
| 686 | 704 | 649 | / | 405 | . | 747 | / | 664 | 404 | 640 |
| 767 | 829 | 760 | / | 492 | . | 979 | 436 | 811 | 483 | 641 |
| 770 | 861 | 886 | / | 514 | . | 1 062 | 463 | 843 | 509 | 642 |
| 768 | 802 | 679 | / | 432 | . | 935 | 422 | 782 | 429 | 643 |
| 713 | 783 | 694 | / | (404) | . | 840 | / | 748 | (400) | 644 |
| 589 | 656 | 577 | / | 437 | . | 730 | 424 | 638 | 436 | 645 |
| 605 | 694 | / | / | 457 | . | (917) | / | 692 | 457 | 646 |
| 585 | 656 | (540) | / | 429 | . | 740 | 423 | 635 | 428 | 647 |
| (517) | 598 | 574 | / | 405 | . | (604) | / | 594 | 405 | 648 |

5 DURCHSCHNITTliche BRUTTOWOCHENVERDIENSTE DER ARBEITER
OKTOBER

| LAUFENDE NUMMER | GESCHLECHT LEISTUNGS- GRUPPE | BADEN- WÜRTTEMBERG | BAYERN | BERLIN | | | BRANDEN- BURG | BREMEN | HAMBURG | HESSEN | MECKLEN- BURG- VORPOMMERN |
|---------------------------------|------------------------------------|-----------------------|--------|-----------|--------|-------|------------------|--------|---------|--------|---------------------------------|
| | | | | INSGESAMT | (WEST) | (OST) | | | | | |
| BEKLEIDUNGS | | | | | | | | | | | |
| 649 | ZUSAMMEN | 629 | 629 | - | 578 | 522 | 428 | 565 | 633 | 581 | . |
| 650 | 1 | 715 | 722 | - | 585 | 543 | 409 | 599 | (593) | 648 | . |
| 651 | 2 | 611 | 612 | - | 612 | 518 | 435 | 620 | 652 | 561 | . |
| 652 | 3 | 580 | 559 | - | 540 | / | / | 531 | / | 564 | . |
| 653 | MAENNLICH | 802 | 788 | - | 658 | 609 | 542 | 776 | (736) | 732 | . |
| 654 | 1 | 883 | 855 | - | 679 | 629 | (552) | (778) | / | 763 | . |
| 655 | 2 | 778 | 731 | - | 754 | / | (539) | 805 | (696) | 700 | . |
| 656 | 3 | 664 | 666 | - | 535 | / | / | 737 | / | 709 | . |
| 657 | WEIBLICH | 596 | 606 | - | 553 | 512 | 419 | 517 | 600 | 549 | . |
| 658 | 1 | 634 | 659 | - | 564 | 491 | 388 | 521 | (549) | 576 | . |
| 659 | 2 | 596 | 603 | - | 536 | 517 | 430 | 544 | (632) | 545 | . |
| 660 | 3 | 563 | 544 | - | 542 | / | / | 505 | / | 538 | . |
| NAHRUNGS- UND GE | | | | | | | | | | | |
| 661 | ZUSAMMEN | 888 | 885 | - | 904 | 638 | 633 | 891 | 925 | 866 | 610 |
| 662 | 1 | 1 030 | 998 | - | 1 081 | 687 | 670 | 1 130 | 1 127 | 1 031 | 694 |
| 663 | 2 | 883 | 878 | - | 860 | 585 | 608 | 865 | 832 | 834 | 560 |
| 664 | 3 | 688 | 656 | - | 744 | 486 | 586 | 693 | 703 | 703 | 451 |
| 665 | MAENNLICH | 971 | 954 | - | 967 | 664 | 673 | 1 010 | 1 015 | 946 | 652 |
| 666 | 1 | 1 037 | 1 002 | - | 1 095 | 696 | 697 | 1 135 | 1 139 | 1 039 | 716 |
| 667 | 2 | 934 | 919 | - | 865 | 609 | 649 | 948 | 905 | 873 | 585 |
| 668 | 3 | 800 | 759 | - | 852 | 529 | 650 | 836 | 795 | 804 | 485 |
| 669 | WEIBLICH | 664 | 642 | - | 762 | 529 | 539 | 632 | 658 | 647 | 513 |
| 670 | 1 | 803 | 798 | - | 944 | 614 | 565 | (768) | 857 | 833 | 589 |
| 671 | 2 | 725 | 709 | - | 853 | 524 | 529 | 674 | 683 | 663 | 512 |
| 672 | 3 | 629 | 607 | - | 629 | 434 | 524 | 605 | 614 | 630 | 435 |
| BROT- UND BACK | | | | | | | | | | | |
| 673 | ZUSAMMEN | 882 | 787 | - | 857 | 661 | 619 | . | . | 886 | 519 |
| 674 | 1 | 967 | 969 | - | 1 032 | 719 | 691 | . | . | 983 | 562 |
| 675 | 2 | 841 | 778 | - | 848 | 600 | 578 | . | . | 946 | 474 |
| 676 | 3 | 674 | 637 | - | 687 | 509 | 446 | . | . | 771 | 408 |
| 677 | MAENNLICH | 937 | 833 | - | 885 | 695 | 671 | . | . | 940 | 546 |
| 678 | 1 | 989 | 973 | - | 1 030 | 732 | 722 | . | . | 993 | 574 |
| 679 | 2 | 855 | 786 | - | 861 | 656 | 605 | . | . | 947 | 497 |
| 680 | 3 | 777 | 681 | - | 718 | 539 | (464) | . | . | 854 | 428 |
| 681 | WEIBLICH | 670 | 587 | - | 637 | 519 | 537 | . | . | 665 | 471 |
| 682 | 1 | 722 | / | - | / | 589 | 571 | . | . | 782 | 524 |
| 683 | 2 | 773 | (602) | - | / | 519 | 550 | . | . | / | 448 |
| 684 | 3 | 611 | 582 | - | (594) | 456 | 441 | . | . | 648 | 398 |
| OBST- UND GEMUE | | | | | | | | | | | |
| 685 | ZUSAMMEN | 833 | 747 | - | 921 | / | . | / | 834 | 764 | . |
| 686 | 1 | 1 070 | 973 | - | 1 013 | / | . | / | 1 062 | 963 | . |
| 687 | 2 | 851 | 813 | - | 1 023 | / | . | / | 777 | 790 | . |
| 688 | 3 | 667 | 581 | - | 688 | / | . | / | 656 | 650 | . |
| 689 | MAENNLICH | 923 | 861 | - | 1 033 | / | . | / | 903 | 853 | . |
| 690 | 1 | 1 076 | 978 | - | 1 022 | / | . | / | 1 076 | 983 | . |
| 691 | 2 | 875 | 865 | - | 1 212 | / | . | / | 802 | 818 | . |
| 692 | 3 | 788 | 671 | - | 730 | / | . | / | 701 | 747 | . |
| 693 | WEIBLICH | 622 | 547 | - | 673 | / | . | / | 680 | 610 | . |
| 694 | 1 | (894) | / | - | / | / | . | / | (843) | (773) | . |
| 695 | 2 | 680 | 592 | - | 694 | / | . | / | 728 | (636) | . |
| 696 | 3 | 602 | 535 | - | (621) | / | . | / | 620 | 594 | . |
| SCHLACHTHAEUSER (OHNE KOMMUNALE | | | | | | | | | | | |
| 697 | ZUSAMMEN | 820 | 776 | - | 846 | 614 | 564 | . | . | 789 | 539 |
| 698 | 1 | 1 051 | 868 | - | 982 | 602 | 611 | . | . | 936 | 571 |
| 699 | 2 | 789 | 802 | - | 761 | (651) | 525 | . | . | 742 | 526 |
| 700 | 3 | 614 | 673 | - | 768 | / | 483 | . | . | 643 | 492 |
| 701 | MAENNLICH | 948 | 853 | - | 909 | 629 | 597 | . | . | 869 | 557 |
| 702 | 1 | 1 058 | 874 | - | 982 | 606 | 627 | . | . | 956 | 586 |
| 703 | 2 | 850 | 868 | - | 818 | (700) | 558 | . | . | 811 | 539 |
| 704 | 3 | 705 | 777 | - | 846 | / | 526 | . | . | 707 | (513) |
| 705 | WEIBLICH | 620 | 626 | - | 672 | (508) | 506 | . | . | 602 | 498 |
| 706 | 1 | (799) | 717 | - | / | / | 562 | . | . | (668) | 507 |
| 707 | 2 | 679 | 635 | - | 646 | / | 486 | . | . | 583 | 499 |
| 708 | 3 | 589 | 618 | - | 672 | / | 445 | . | . | 603 | 482 |
| FISCHVER | | | | | | | | | | | |
| 709 | ZUSAMMEN | / | . | - | . | / | . | 762 | . | / | 468 |
| 710 | 1 | / | . | - | . | / | . | 1 032 | . | / | 553 |
| 711 | 2 | / | . | - | . | / | . | 756 | . | / | 436 |
| 712 | 3 | / | . | - | . | / | . | 691 | . | / | / |
| 713 | MAENNLICH | / | . | - | . | / | . | 894 | . | / | 524 |
| 714 | 1 | / | . | - | . | / | . | 1 051 | . | / | 550 |
| 715 | 2 | / | . | - | . | / | . | 856 | . | / | 497 |
| 716 | 3 | / | . | - | . | / | . | 840 | . | / | / |
| 717 | WEIBLICH | / | . | - | . | / | . | 605 | . | / | 419 |
| 718 | 1 | / | . | - | . | / | . | (688) | . | / | / |
| 719 | 2 | / | . | - | . | / | . | 618 | . | / | 410 |
| 720 | 3 | / | . | - | . | / | . | 595 | . | / | / |

NACH WIRTSCHAFTSZWEIG, GESCHLECHT UND LEISTUNGSGRUPPE IN DM
1993

| NIEDER- SACHSEN | NORDRHEIN- WESTFALEN | RHEINLAND- PFA LZ | SAARLAND | SACHSEN | SACHSEN- ANHALT | SCHLESWIG- HOLSTEIN | THUE- RINGEN | FRUEHERES BUNDES- GEBIET | NEUE LAENDER U. BERLIN-OST | LAUFENDE NUMMER |
|--------------------------------------|-------------------------|----------------------|----------|---------|--------------------|------------------------|-----------------|--------------------------------|----------------------------------|--------------------|
| GEWERBE | | | | | | | | | | |
| 598 | 654 | 554 | 529 | 403 | 379 | 605 | 414 | 625 | 418 | 649 |
| 613 | 701 | 670 | 530 | 427 | 400 | 663 | 445 | 688 | 434 | 650 |
| 591 | 646 | 545 | 520 | 394 | 363 | 593 | 395 | 612 | 417 | 651 |
| 583 | 624 | 512 | 574 | 339 | (328) | 575 | 327 | 584 | 341 | 652 |
| 746 | 829 | 757 | 614 | 500 | (477) | 733 | (519) | 793 | 515 | 653 |
| 762 | 914 | 757 | 630 | 497 | (498) | 777 | (571) | 849 | 527 | 654 |
| 729 | 835 | 810 | (601) | 522 | / | 712 | / | 780 | 517 | 655 |
| 728 | 723 | / | / | (389) | / | / | / | 694 | (400) | 656 |
| 574 | 601 | 523 | 520 | 384 | 372 | 592 | 406 | 592 | 403 | 657 |
| 573 | 618 | 599 | 496 | 409 | 387 | 630 | 431 | 620 | 413 | 658 |
| 578 | 599 | 519 | 518 | 373 | 363 | 585 | 396 | 592 | 406 | 659 |
| 540 | 586 | 503 | 575 | 332 | (327) | 570 | 319 | 558 | 334 | 660 |
| NUSSMITTELINDUSTRIE | | | | | | | | | | |
| 887 | 887 | 877 | 769 | 558 | 542 | 819 | 532 | 881 | 574 | 661 |
| 1 078 | 1 075 | 988 | 981 | 609 | 604 | 1 035 | 575 | 1 042 | 632 | 662 |
| 913 | 890 | 850 | 805 | 527 | 525 | 833 | 542 | 878 | 549 | 663 |
| 686 | 684 | 675 | 612 | 499 | 439 | 646 | 403 | 681 | 470 | 664 |
| 990 | 995 | 935 | 915 | 593 | 589 | 926 | 576 | 971 | 616 | 665 |
| 1 090 | 1 083 | 996 | 982 | 625 | 627 | 1 042 | 587 | 1 050 | 651 | 666 |
| 963 | 952 | 874 | 830 | 561 | 557 | 866 | 587 | 926 | 585 | 667 |
| 812 | 827 | 780 | 780 | 546 | 512 | 772 | 426 | 805 | 530 | 668 |
| 634 | 624 | 669 | 569 | 484 | 465 | 600 | 467 | 642 | 489 | 669 |
| 833 | 780 | 750 | / | 531 | 518 | 805 | 518 | 823 | 546 | 670 |
| 672 | 692 | 772 | 651 | 476 | 480 | 860 | 489 | 713 | 493 | 671 |
| 610 | 595 | 603 | 565 | 458 | 410 | 583 | 394 | 606 | 433 | 672 |
| WARENINDUSTRIE | | | | | | | | | | |
| 906 | 896 | 864 | . | 529 | 559 | 943 | 484 | 877 | 550 | 673 |
| 1 001 | 1 032 | 1 001 | . | 572 | 592 | 1 069 | 516 | 1 001 | 595 | 674 |
| 951 | 883 | 930 | . | 476 | 533 | 930 | 463 | 888 | 510 | 675 |
| 648 | 737 | 767 | . | 423 | (406) | 723 | 380 | 711 | 433 | 676 |
| 975 | 950 | 984 | . | 552 | 592 | 1 000 | 513 | 934 | 587 | 677 |
| 1 003 | 1 033 | 1 031 | . | 585 | 610 | 1 073 | 523 | 1 009 | 614 | 678 |
| 973 | 893 | 943 | . | 482 | 566 | 932 | 507 | 900 | 541 | 679 |
| 785 | 832 | 955 | . | (428) | / | 789 | (396) | 800 | 468 | 680 |
| 633 | 637 | 612 | . | 488 | 510 | 700 | 449 | 641 | 489 | 681 |
| / | / | (737) | . | 536 | 544 | / | 495 | 758 | 533 | 682 |
| 725 | (676) | / | . | 470 | 501 | / | 443 | 720 | 481 | 683 |
| 609 | 633 | 592 | . | 422 | (404) | 695 | 373 | 623 | 413 | 684 |
| SEVERARBEITUNG | | | | | | | | | | |
| 803 | 860 | 798 | . | 475 | 437 | 716 | 442 | 814 | 468 | 685 |
| 961 | 1 050 | 973 | . | 516 | 469 | 889 | 496 | 1 007 | 505 | 686 |
| 792 | 864 | 856 | . | 455 | (410) | 672 | 437 | 824 | 459 | 687 |
| 647 | 747 | 607 | . | (351) | (344) | 604 | 354 | 673 | 376 | 688 |
| 874 | 933 | 881 | . | 509 | 476 | 797 | 489 | 899 | 510 | 689 |
| 978 | 1 052 | 1 004 | . | 537 | 484 | 893 | 519 | 1 016 | 524 | 690 |
| 846 | 894 | 902 | . | 490 | (460) | 720 | 492 | 867 | 510 | 691 |
| 698 | 837 | 661 | . | / | / | 655 | (365) | 768 | (391) | 692 |
| 632 | 653 | 593 | . | 436 | 393 | 587 | 399 | 619 | 419 | 693 |
| 710 | / | / | . | 477 | (438) | / | (444) | 770 | 463 | 694 |
| 652 | 695 | 637 | . | 423 | (379) | 593 | 399 | 658 | 413 | 695 |
| 610 | 645 | 564 | . | / | (337) | 579 | (347) | 601 | 370 | 696 |
| SCHLACHTHOEFEN), FLEISCHVERARBEITUNG | | | | | | | | | | |
| 780 | 915 | 774 | 817 | 505 | 512 | 834 | 526 | 829 | 528 | 697 |
| 988 | 1 065 | 839 | 912 | 543 | 562 | 999 | 547 | 993 | 569 | 698 |
| 795 | 939 | 791 | (681) | 491 | 487 | 910 | 526 | 848 | 510 | 699 |
| 679 | 764 | 686 | 700 | 442 | 420 | 691 | 435 | 700 | 452 | 700 |
| 874 | 999 | 795 | 892 | 530 | 549 | 925 | 552 | 919 | 556 | 701 |
| 1 004 | 1 069 | 845 | 915 | 555 | 574 | 1 002 | 551 | 1 001 | 580 | 702 |
| 859 | 1 015 | 804 | (681) | 526 | 519 | 916 | 566 | 909 | 542 | 703 |
| 763 | 843 | 717 | 828 | 441 | (461) | 779 | 423 | 790 | 468 | 704 |
| 621 | 704 | 564 | 649 | 458 | 448 | 662 | 474 | 647 | 474 | 705 |
| 763 | (794) | / | / | 504 | 498 | (843) | 523 | 759 | 525 | 706 |
| 605 | 707 | (537) | / | 441 | 449 | (761) | 469 | 652 | 464 | 707 |
| 618 | 700 | 580 | 647 | 444 | 407 | 657 | 445 | 641 | 439 | 708 |
| ARBEITUNG | | | | | | | | | | |
| 668 | 651 | . | / | 496 | 415 | 629 | . | 695 | 459 | 709 |
| 847 | 901 | . | / | / | / | 819 | . | 916 | 544 | 710 |
| 738 | 702 | . | / | (608) | 425 | 790 | . | 757 | 438 | 711 |
| 624 | 576 | . | / | (439) | (381) | 569 | . | 626 | 405 | 712 |
| 822 | 802 | . | / | (535) | (504) | 793 | . | 850 | 522 | 713 |
| 937 | 912 | . | / | / | / | 826 | . | 963 | 547 | 714 |
| 853 | 806 | . | / | / | (544) | 847 | . | 855 | 508 | 715 |
| 764 | 705 | . | / | / | / | 736 | . | 781 | (449) | 716 |
| 560 | 569 | . | / | (468) | 368 | 528 | . | 571 | 409 | 717 |
| 601 | / | . | / | / | / | / | . | 617 | / | 718 |
| 545 | 620 | . | / | (351) | 629 | . | . | 613 | 407 | 719 |
| 559 | 543 | . | / | (409) | (377) | 520 | . | 559 | 390 | 720 |

5 DURCHSCHNITTliche BRUTTOWOCHENVERDIENSTE DER ARBEITER
OKTOBER

| LAUFENDE NUMMER | GESCHLECHT LEISTUNGS- GRUPPE | BADEN- WÜRTTEMBERG | BAYERN | BERLIN | | | BRANDEN- BURG | BREMEN | HAMBURG | HESSEN | MECKLEN- BURG- VORPOMMERN |
|-------------------------------------|------------------------------------|-----------------------|--------|-----------|--------|-------|------------------|--------|---------|--------|---------------------------------|
| | | | | INSGESAMT | (WEST) | (OST) | | | | | |
| BRAUEREI, | | | | | | | | | | | |
| 721 | ZUSAMMEN | 979 | 1 006 | - | . | 789 | 686 | . | 1 124 | 1 030 | 672 |
| 722 | 1 | 995 | 1 006 | - | . | 791 | 699 | . | 1 140 | 1 052 | 705 |
| 723 | 2 | 940 | 1 056 | - | . | 801 | 666 | . | / | 1 011 | 651 |
| 724 | 3 | 843 | 812 | - | . | (705) | (729) | . | 971 | 939 | (602) |
| 725 | MAENNLICH | 981 | 1 011 | - | . | 792 | 700 | . | 1 129 | 1 033 | 676 |
| 726 | 1 | 995 | 1 006 | - | . | 797 | 717 | . | 1 141 | 1 052 | 703 |
| 727 | 2 | 940 | 1 060 | - | . | 790 | 676 | . | / | 1 013 | 655 |
| 728 | 3 | 856 | 831 | - | . | / | / | . | 988 | 944 | / |
| 729 | WEIBLICH | 812 | 794 | - | . | 769 | 601 | . | (930) | 901 | 651 |
| 730 | 1 | (940) | 930 | - | . | (749) | (607) | . | / | (970) | / |
| 731 | 2 | / | / | - | . | / | (578) | . | / | / | 638 |
| 732 | 3 | (765) | 748 | - | . | / | / | . | (886) | (879) | / |
| TABAKVER | | | | | | | | | | | |
| 733 | ZUSAMMEN | 772 | 917 | - | 1 046 | . | / | . | . | 563 | . |
| 734 | 1 | 1 061 | 1 128 | - | 1 223 | . | / | . | . | / | . |
| 735 | 2 | 800 | 892 | - | 944 | . | / | . | . | 554 | . |
| 736 | 3 | 674 | 749 | - | 941 | . | / | . | . | / | . |
| 737 | MAENNLICH | 878 | 973 | - | 1 116 | . | / | . | . | / | . |
| 738 | 1 | 1 061 | 1 130 | - | 1 289 | . | / | . | . | / | . |
| 739 | 2 | 823 | 823 | - | 931 | . | / | . | . | / | . |
| 740 | 3 | 730 | 801 | - | 973 | . | / | . | . | / | . |
| 741 | WEIBLICH | 650 | 821 | - | 935 | . | / | . | . | 533 | . |
| 742 | 1 | / | / | - | 965 | . | / | . | . | / | . |
| 743 | 2 | / | 969 | - | 949 | . | / | . | . | 526 | . |
| 744 | 3 | 651 | 715 | - | 797 | . | / | . | . | / | . |
| DAVON: HERSTELLUNG VON | | | | | | | | | | | |
| 745 | ZUSAMMEN | 580 | / | - | / | / | / | / | / | . | / |
| 746 | 1 | (809) | / | - | / | / | / | / | / | . | / |
| 747 | 2 | / | / | - | / | / | / | / | / | . | / |
| 748 | 3 | 538 | / | - | / | / | / | / | / | . | / |
| 749 | MAENNLICH | (745) | / | - | / | / | / | / | / | . | / |
| 750 | 1 | (809) | / | - | / | / | / | / | / | . | / |
| 751 | 2 | / | / | - | / | / | / | / | / | . | / |
| 752 | 3 | / | / | - | / | / | / | / | / | . | / |
| 753 | WEIBLICH | 519 | / | - | / | / | / | / | / | . | / |
| 754 | 1 | / | / | - | / | / | / | / | / | . | / |
| 755 | 2 | / | / | - | / | / | / | / | / | . | / |
| 756 | 3 | 518 | / | - | / | / | / | / | / | . | / |
| TABAKVERARBEITUNG (OHNE HERSTELLUNG | | | | | | | | | | | |
| 757 | ZUSAMMEN | 822 | 917 | - | 1 046 | . | / | . | . | . | . |
| 758 | 1 | 1 109 | 1 128 | - | 1 223 | . | / | . | . | . | . |
| 759 | 2 | 829 | 892 | - | 944 | . | / | . | . | . | . |
| 760 | 3 | 719 | 749 | - | 941 | . | / | . | . | . | . |
| 761 | MAENNLICH | 894 | 973 | - | 1 116 | . | / | . | . | . | . |
| 762 | 1 | 1 109 | 1 130 | - | 1 289 | . | / | . | . | . | . |
| 763 | 2 | 825 | 823 | - | 931 | . | / | . | . | . | . |
| 764 | 3 | 739 | 801 | - | 973 | . | / | . | . | . | . |
| 765 | WEIBLICH | 712 | 821 | - | 935 | . | / | . | . | . | . |
| 766 | 1 | / | / | - | 965 | . | / | . | . | . | . |
| 767 | 2 | / | 969 | - | 949 | . | / | . | . | . | . |
| 768 | 3 | 708 | 715 | - | 797 | . | / | . | . | . | . |
| HOCH- UND TIEFBAU | | | | | | | | | | | |
| 769 | | | | | | | | | | | |
| 770 | | | | | | | | | | | |
| 771 | | | | | | | | | | | |
| 772 | | | | | | | | | | | |
| 773 | MAENNLICH | 946 | 975 | - | 1 064 | 858 | 731 | 1 000 | 1 092 | 975 | 710 |
| 774 | 1 | 1 019 | 1 021 | - | 1 132 | 904 | 767 | 1 036 | 1 128 | 1 032 | 739 |
| 775 | 2 | 907 | 952 | - | 1 024 | 805 | 720 | 945 | 992 | 918 | 706 |
| 776 | 3 | 784 | 826 | - | 840 | 707 | 628 | 834 | 913 | 822 | 604 |
| 777 | | | | | | | | | | | |
| 778 | | | | | | | | | | | |
| 779 | | | | | | | | | | | |
| 780 | | | | | | | | | | | |
| HOCH- UND TIEFBAU MIT HANDWERK | | | | | | | | | | | |
| 781 | | | | | | | | | | | |
| 782 | | | | | | | | | | | |
| 783 | | | | | | | | | | | |
| 784 | | | | | | | | | | | |
| 785 | MAENNLICH | 942 | 975 | - | 1 064 | 858 | 731 | 1 000 | 1 088 | 973 | 704 |
| 786 | 1 | 1 014 | 1 021 | - | 1 133 | 905 | 767 | 1 036 | 1 125 | 1 029 | 732 |
| 787 | 2 | 905 | 950 | - | 1 025 | 806 | 721 | 945 | 993 | 917 | 705 |
| 788 | 3 | 783 | 825 | - | 839 | 707 | 628 | 834 | 913 | 821 | 600 |
| 789 | | | | | | | | | | | |
| 790 | | | | | | | | | | | |
| 791 | | | | | | | | | | | |
| 792 | | | | | | | | | | | |

NACH WIRTSCHAFTSZWEIG, GESCHLECHT UND LEISTUNGSGRUPPE IN DM
1993

| NIEDER- SACHSEN | NORDRHEIN- WESTFALEN | RHEINLAND- PFA LZ | SAARLAND | SACHSEN | SACHSEN- ANHALT | SCHLESWIG- HOLSTEIN | THUE- RINGEN | FRUEHERES BUNDES- GEBIET | NEUE LAENDER U. BERLIN-OST | LAUFENDE NUMMER |
|------------------------------------|-------------------------|----------------------|----------|---------|--------------------|------------------------|-----------------|--------------------------------|----------------------------------|--------------------|
| MAELZEREI | | | | | | | | | | |
| 1 076 | 1 063 | 972 | 973 | 640 | 615 | 1 063 | 634 | 1 023 | 652 | 721 |
| 1 086 | 1 089 | 978 | 1 003 | 662 | 645 | 1 156 | 622 | 1 035 | 670 | 722 |
| 988 | 1 040 | 993 | 924 | 607 | 569 | 813 | 661 | 1 030 | 641 | 723 |
| 990 | 916 | 825 | 860 | 556 | 572 | / | 520 | 879 | 567 | 724 |
| 1 078 | 1 066 | 974 | 976 | 647 | 625 | 1 077 | 638 | 1 026 | 659 | 725 |
| 1 087 | 1 091 | 978 | 1 003 | 665 | 656 | 1 159 | 623 | 1 036 | 674 | 726 |
| 988 | 1 041 | 994 | 924 | 611 | 576 | 786 | 662 | 1 034 | 644 | 727 |
| 996 | 921 | 838 | 869 | 572 | (579) | / | (528) | 893 | 583 | 728 |
| (945) | 895 | (792) | / | 584 | 560 | (874) | 593 | 842 | 606 | 729 |
| / | 935 | / | / | 624 | (579) | / | (608) | 940 | 630 | 730 |
| / | / | / | / | 567 | (530) | (913) | (645) | 849 | 615 | 731 |
| (967) | 845 | (771) | / | 525 | (548) | / | (507) | 790 | 532 | 732 |
| ARBEITUNG | | | | | | | | | | |
| . | 639 | 948 | / | . | / | . | 653 | 947 | 710 | 733 |
| . | 766 | 1 190 | / | . | / | . | 879 | 1 152 | 892 | 734 |
| . | 633 | 893 | / | . | / | . | 614 | 888 | 665 | 735 |
| . | 596 | 655 | / | . | / | . | 424 | 781 | 647 | 736 |
| . | 758 | 996 | / | . | / | . | 794 | 1 036 | 805 | 737 |
| . | 851 | 1 190 | / | . | / | . | 877 | 1 196 | 891 | 738 |
| . | (702) | 893 | / | . | / | . | 697 | 883 | 735 | 739 |
| . | 687 | / | / | . | / | . | / | 894 | 741 | 740 |
| . | 587 | 853 | / | . | / | . | 572 | 824 | 629 | 741 |
| . | (514) | / | / | . | / | . | (897) | 950 | (900) | 742 |
| . | 625 | 891 | / | . | / | . | 590 | 892 | 639 | 743 |
| . | 558 | 657 | / | . | / | . | 428 | 673 | 573 | 744 |
| ZIGARREN, ZIGARILLOS, STUMPEN | | | | | | | | | | |
| . | 630 | / | / | / | / | / | . | 615 | 463 | 745 |
| . | 734 | / | / | / | / | / | . | 736 | 590 | 746 |
| . | 627 | / | / | / | / | / | . | 606 | 458 | 747 |
| . | 594 | / | / | / | / | / | . | 581 | 404 | 748 |
| . | 733 | / | / | / | / | / | . | 737 | 523 | 749 |
| . | 819 | / | / | / | / | / | . | 820 | 590 | 750 |
| . | (650) | / | / | / | / | / | . | (653) | (457) | 751 |
| . | 679 | / | / | / | / | / | . | 676 | / | 752 |
| . | 588 | / | / | / | / | / | . | 571 | 445 | 753 |
| . | (514) | / | / | / | / | / | . | (516) | / | 754 |
| . | 625 | / | / | / | / | / | . | 601 | 458 | 755 |
| . | 560 | / | / | / | / | / | . | 548 | 407 | 756 |
| VON ZIGARREN, ZIGARILLOS, STUMPEN) | | | | | | | | | | |
| . | (801) | 948 | / | . | / | . | 872 | 976 | 818 | 757 |
| . | / | 1 190 | / | . | / | . | 996 | 1 169 | 958 | 758 |
| . | / | 892 | / | . | / | . | 804 | 913 | 786 | 759 |
| . | (623) | 655 | / | . | / | . | / | 811 | 739 | 760 |
| . | (941) | 996 | / | . | / | . | 934 | 1 048 | 857 | 761 |
| . | / | 1 190 | / | . | / | . | 1 010 | 1 209 | 963 | 762 |
| . | / | 893 | / | . | / | . | 816 | 887 | 795 | 763 |
| . | / | / | / | . | / | . | / | 910 | 761 | 764 |
| . | / | 853 | / | . | / | . | 805 | 865 | 769 | 765 |
| . | / | / | / | . | / | . | (897) | 978 | (900) | 766 |
| . | / | 891 | / | . | / | . | 798 | 934 | 781 | 767 |
| . | / | 657 | / | . | / | . | / | 702 | 710 | 768 |
| (EINSCHL. HANDWERK) | | | | | | | | | | |
| 949 | 993 | 967 | 945 | 761 | 750 | 938 | 772 | 975 | 754 | 769 |
| 970 | 1 018 | 1 011 | 1 018 | 812 | 786 | 954 | 817 | 1 018 | 796 | 770 |
| 956 | 981 | 974 | 860 | 726 | 731 | 943 | 734 | 951 | 728 | 771 |
| 818 | 856 | 845 | 779 | 660 | 666 | 838 | 671 | 823 | 653 | 772 |
| 947 | 991 | 963 | 948 | 759 | 750 | 937 | 772 | 973 | 752 | 777 |
| 966 | 1 016 | 1 005 | 1 023 | 810 | 786 | 952 | 817 | 1 016 | 795 | 778 |
| 957 | 980 | 971 | 860 | 725 | 731 | 942 | 734 | 950 | 727 | 779 |
| 819 | 855 | 845 | 780 | 659 | 666 | 839 | 670 | 823 | 652 | 780 |
| (OHNE FERTIGTEILBAU IM HOCHBAU) | | | | | | | | | | |
| 947 | 991 | 963 | 948 | 759 | 750 | 937 | 772 | 973 | 752 | 781 |
| 966 | 1 016 | 1 005 | 1 023 | 810 | 786 | 952 | 817 | 1 016 | 795 | 782 |
| 957 | 980 | 971 | 860 | 725 | 731 | 942 | 734 | 950 | 727 | 783 |
| 819 | 855 | 845 | 780 | 659 | 666 | 839 | 670 | 823 | 652 | 784 |
| 947 | 991 | 963 | 948 | 759 | 750 | 937 | 772 | 973 | 752 | 785 |
| 966 | 1 016 | 1 005 | 1 023 | 810 | 786 | 952 | 817 | 1 016 | 795 | 786 |
| 957 | 980 | 971 | 860 | 725 | 731 | 942 | 734 | 950 | 727 | 787 |
| 819 | 855 | 845 | 780 | 659 | 666 | 839 | 670 | 823 | 652 | 788 |
| 947 | 991 | 963 | 948 | 759 | 750 | 937 | 772 | 973 | 752 | 789 |
| 966 | 1 016 | 1 005 | 1 023 | 810 | 786 | 952 | 817 | 1 016 | 795 | 790 |
| 957 | 980 | 971 | 860 | 725 | 731 | 942 | 734 | 950 | 727 | 791 |
| 819 | 855 | 845 | 780 | 659 | 666 | 839 | 670 | 823 | 652 | 792 |

**6 Index der durchschnittlich bezahlten Wochenstunden, der durchschnittlichen Bruttostunden- und
Bruttowochenverdienste der Arbeiter in der Industrie nach Industriezweigen**
1985 = 100

| Jahr 1) Monat | Industrie (einschl. Hoch- und Tiefbau mit Handwerk) | Industrie (ohne Bauindustrie) | Industrie (ohne Bergbau), Hoch- und Tiefbau mit Handwerk | Verarbeitende Industrie (ohne Bauindustrie) | Verarbeitende Industrie (ohne Gewinnung und Verarbeitung von Steinen und Erden sowie ohne Bauindustrie) | Verarbeitende Industrie (ohne Gewinnung und Verarbeitung von Steinen und Erden), Hoch- und Tiefbau mit Handwerk | Elektrizitäts-, Gas-, Fernwärme- und Wasser- versorgung | Bergbau | | |
|---|---|-------------------------------------|---|--|--|---|---|-----------|---|---|
| | | | | | | | | insgesamt | Steinkohlen- bergbau und -brikett- herstellung, Kokerei | Braunkohlen- bergbau und -brikett- herstellung |
| Durchschnittlich bezahlte Wochenstunden | | | | | | | | | | |
| Männliche Arbeiter | | | | | | | | | | |
| 1991 D | 96,8 | 96,4 | 96,6 | 96,3 | 96,1 | 96,5 | 95,8 | 99,8 | 100,7 | 94,6 |
| 1992 D | 96,0 | 95,5 | 95,8 | 95,2 | 94,9 | 95,7 | 95,8 | 101,1 | 102,6 | 94,0 |
| 1993 D | 93,3 | 92,4 | 93,2 | 92,0 | 91,7 | 92,8 | 95,9 | 97,6 | 98,3 | 94,8 |
| 1992 Oktober ... | 96,0 | 95,2 | 95,9 | 94,9 | 94,6 | 95,6 | 95,9 | 100,5 | 102,1 | 94,1 |
| 1993 Juli | 93,8 | 92,5 | 93,8 | 92,4 | 92,0 | 93,5 | 95,8 | 93,1 | 93,1 | 93,7 |
| 1993 Oktober ... | 93,8 | 92,6 | 93,7 | 92,3 | 91,9 | 93,4 | 96,0 | 97,7 | 98,5 | 95,1 |
| Weibliche Arbeiter | | | | | | | | | | |
| 1991 D | 96,6 | 96,6 | 96,6 | 96,6 | 96,6 | 96,6 | 95,7 | / | / | / |
| 1992 D | 95,2 | 95,2 | 95,2 | 95,2 | 95,2 | 95,2 | 95,7 | / | / | / |
| 1993 D | 92,9 | 92,9 | 92,9 | 92,9 | 92,9 | 92,9 | 95,6 | / | / | / |
| 1992 Oktober .. | 94,5 | 94,5 | 94,5 | 94,5 | 94,5 | 94,5 | 95,6 | / | / | / |
| 1993 Juli | 93,3 | 93,3 | 93,3 | 93,2 | 93,2 | 93,2 | 95,8 | / | / | / |
| 1993 Oktober .. | 93,0 | 93,0 | 93,0 | 93,0 | 93,0 | 93,0 | 95,7 | / | / | / |
| Alle Arbeiter | | | | | | | | | | |
| 1991 D | 96,7 | 96,5 | 96,7 | 96,3 | 96,2 | 96,5 | 95,8 | 99,8 | 100,7 | 94,6 |
| 1992 D | 95,9 | 95,4 | 95,7 | 95,2 | 95,0 | 95,6 | 95,8 | 101,1 | 102,6 | 94,0 |
| 1993 D | 93,2 | 92,5 | 93,1 | 92,2 | 92,0 | 92,9 | 95,9 | 97,6 | 98,3 | 94,8 |
| 1992 Oktober .. | 95,7 | 95,0 | 95,6 | 94,8 | 94,6 | 95,4 | 95,9 | 100,5 | 102,1 | 94,1 |
| 1993 Juli | 93,7 | 92,7 | 93,7 | 92,6 | 92,3 | 93,5 | 95,8 | 93,1 | 93,1 | 93,7 |
| 1993 Oktober .. | 93,7 | 92,7 | 93,6 | 92,4 | 92,1 | 93,3 | 96,0 | 97,7 | 98,5 | 95,1 |
| Durchschnittliche Bruttostundenverdienste | | | | | | | | | | |
| Männliche Arbeiter | | | | | | | | | | |
| 1991 D | 129,8 | 129,8 | 130,3 | 130,2 | 130,3 | 130,4 | 129,7 | 119,8 | 118,0 | 128,2 |
| 1992 D | 137,4 | 137,4 | 137,9 | 138,0 | 138,0 | 137,9 | 137,9 | 125,6 | 124,3 | 130,3 |
| 1993 D | 144,4 | 144,4 | 145,0 | 145,1 | 145,2 | 145,1 | 145,2 | 127,7 | 125,1 | 139,7 |
| 1992 Oktober ... | 140,6 | 140,5 | 141,1 | 141,1 | 141,1 | 141,1 | 141,9 | 127,9 | 126,5 | 134,6 |
| 1993 Juli | 145,5 | 145,4 | 146,3 | 146,2 | 146,3 | 146,3 | 146,0 | 127,6 | 124,9 | 139,8 |
| 1993 Oktober ... | 146,4 | 146,5 | 147,1 | 147,3 | 147,4 | 147,1 | 147,2 | 127,9 | 125,2 | 140,3 |
| Weibliche Arbeiter | | | | | | | | | | |
| 1991 D | 130,4 | 130,4 | 130,4 | 130,4 | 130,4 | 130,4 | 128,9 | / | / | / |
| 1992 D | 139,1 | 139,1 | 139,1 | 139,1 | 139,1 | 139,1 | 136,2 | / | / | / |
| 1993 D | 147,1 | 147,1 | 147,1 | 147,1 | 147,1 | 147,1 | 142,0 | / | / | / |
| 1992 Oktober .. | 142,8 | 142,8 | 142,8 | 142,8 | 142,8 | 142,8 | 139,7 | / | / | / |
| 1993 Juli | 148,4 | 148,4 | 148,4 | 148,4 | 148,4 | 148,4 | 144,1 | / | / | / |
| 1993 Oktober .. | 149,5 | 149,5 | 149,5 | 149,5 | 149,5 | 149,5 | 142,8 | / | / | / |
| Alle Arbeiter | | | | | | | | | | |
| 1991 D | 130,0 | 129,9 | 130,3 | 130,3 | 130,4 | 130,4 | 129,7 | 119,8 | 118,0 | 128,2 |
| 1992 D | 137,7 | 137,7 | 138,0 | 138,2 | 138,2 | 138,1 | 137,9 | 125,6 | 124,3 | 130,3 |
| 1993 D | 144,8 | 144,8 | 145,3 | 145,5 | 145,6 | 145,4 | 145,2 | 127,7 | 125,1 | 139,7 |
| 1992 Oktober .. | 140,9 | 140,9 | 141,3 | 141,4 | 141,4 | 141,4 | 141,9 | 127,9 | 126,5 | 134,6 |
| 1993 Juli | 146,0 | 145,9 | 146,6 | 146,6 | 146,7 | 146,6 | 146,0 | 127,6 | 124,9 | 139,8 |
| 1993 Oktober .. | 146,8 | 147,0 | 147,4 | 147,7 | 147,8 | 147,5 | 147,1 | 127,9 | 125,2 | 140,3 |
| Durchschnittliche Bruttowochenverdienste | | | | | | | | | | |
| Männliche Arbeiter | | | | | | | | | | |
| 1991 D | 125,7 | 125,1 | 125,9 | 125,4 | 125,2 | 125,8 | 124,3 | 119,5 | 118,9 | 121,0 |
| 1992 D | 131,9 | 131,1 | 132,1 | 131,3 | 131,0 | 131,9 | 132,2 | 126,9 | 127,5 | 122,2 |
| 1993 D | 134,6 | 133,2 | 134,9 | 133,4 | 133,0 | 134,5 | 139,3 | 124,6 | 123,0 | 132,1 |
| 1992 Oktober ... | 135,0 | 133,8 | 135,2 | 133,9 | 133,5 | 134,9 | 136,3 | 128,7 | 129,3 | 126,3 |
| 1993 Juli | 136,5 | 134,5 | 137,1 | 135,0 | 134,5 | 136,7 | 140,1 | 118,8 | 116,3 | 130,6 |
| 1993 Oktober .. | 137,2 | 135,5 | 137,6 | 135,8 | 135,3 | 137,2 | 141,3 | 125,0 | 123,4 | 133,2 |
| Weibliche Arbeiter | | | | | | | | | | |
| 1991 D | 125,9 | 125,9 | 125,9 | 125,9 | 125,9 | 125,9 | 123,3 | / | / | / |
| 1992 D | 132,4 | 132,4 | 132,4 | 132,4 | 132,4 | 132,4 | 130,3 | / | / | / |
| 1993 D | 136,4 | 136,4 | 136,4 | 136,4 | 136,4 | 136,4 | 135,8 | / | / | / |
| 1992 Oktober .. | 134,8 | 134,8 | 134,8 | 134,8 | 134,8 | 134,8 | 133,4 | / | / | / |
| 1993 Juli | 138,2 | 138,2 | 138,2 | 138,2 | 138,2 | 138,2 | 138,2 | / | / | / |
| 1993 Oktober .. | 138,7 | 138,7 | 138,7 | 138,7 | 138,7 | 138,7 | 136,8 | / | / | / |
| Alle Arbeiter | | | | | | | | | | |
| 1991 D | 125,7 | 125,2 | 125,9 | 125,5 | 125,3 | 125,8 | 124,3 | 119,5 | 118,9 | 121,0 |
| 1992 D | 132,0 | 131,3 | 132,2 | 131,5 | 131,3 | 132,0 | 132,2 | 126,9 | 127,5 | 122,2 |
| 1993 D | 134,8 | 133,7 | 135,2 | 133,9 | 133,6 | 134,8 | 139,3 | 124,6 | 123,0 | 132,1 |
| 1992 Oktober ... | 135,0 | 133,9 | 135,2 | 134,1 | 133,8 | 134,9 | 136,3 | 128,7 | 129,3 | 126,3 |
| 1993 Juli | 136,7 | 135,1 | 137,3 | 135,5 | 135,1 | 136,9 | 140,1 | 118,8 | 116,3 | 130,6 |
| 1993 Oktober ... | 137,4 | 136,0 | 137,8 | 136,3 | 135,9 | 137,4 | 141,3 | 125,0 | 123,4 | 133,2 |

1) D = Durchschnitt aus 4 Erhebungsmonaten.

**6 Index der durchschnittlich bezahlten Wochenstunden, der durchschnittlichen Bruttostunden- und
Bruttowochenverdienste der Arbeiter in der Industrie nach Industriezweigen**
1985 = 100

| Jahr 1) Monat | Bergbau | | Grundstoff- und Produktionsgüterindustrie | | | | | | |
|--|--|--|---|--|--|--|----------------------------|--|---------------------------------|
| | Kali- und Steinsalz- bergbau, Salinen | Übriger Bergbau 2), Torf- gewinnung | insgesamt | Gewinnung und Verarbeitung von Steinen und Erden (ohne Verarbeitung von Asbest) | Metall- erzeugung und -bearbeitung (ohne NE- Metalle usw.) | NE-Metall- erzeugung, NE- Metall- halbzeug- werke, NE-Metall- gießerei | Mineralöl- verarbeitung | Chemische Industrie (ohne Herstellung von Chemiefasern) | Herstellung von Chemiefasern |
| Durchschnittlich bezahlte Wochenstunden | | | | | | | | | |
| Männliche Arbeiter | | | | | | | | | |
| 1991 D | 95,1 | 96,4 | 96,9 | 101,9 | 95,0 | 95,4 | 97,7 | 97,4 | 97,4 |
| 1992 D | 94,5 | 94,7 | 96,3 | 101,5 | 93,8 | 94,4 | 98,1 | 97,4 | 97,7 |
| 1993 D | 90,6 | 94,5 | 93,7 | 100,7 | 90,1 | 90,3 | 96,5 | 95,2 | 95,5 |
| 1992 Oktober | 91,1 | 94,3 | 96,2 | 103,0 | 92,9 | 93,6 | 98,9 | 97,4 | 97,9 |
| 1993 Juli | 87,4 | 94,8 | 94,2 | 102,3 | 91,3 | 91,3 | 96,1 | 94,3 | 94,4 |
| 1993 Oktober | 88,9 | 94,4 | 94,3 | 102,3 | 90,9 | 89,9 | 96,7 | 95,3 | 94,6 |
| Weibliche Arbeiter | | | | | | | | | |
| 1991 D | / | / | 97,4 | 98,5 | 95,9 | 96,1 | / | 98,1 | 99,6 |
| 1992 D | / | / | 96,8 | 96,7 | 94,2 | 93,8 | / | 98,1 | 99,6 |
| 1993 D | / | / | 93,8 | 95,4 | 90,1 | 89,9 | / | 95,6 | 98,4 |
| 1992 Oktober | / | / | 96,3 | 96,7 | 92,5 | 93,0 | / | 97,7 | 99,5 |
| 1993 Juli | / | / | 94,3 | 96,0 | 91,6 | 91,7 | / | 95,3 | 97,4 |
| 1993 Oktober | / | / | 93,6 | 95,4 | 91,6 | 89,1 | / | 94,9 | 97,4 |
| Alle Arbeiter | | | | | | | | | |
| 1991 D | 95,1 | 96,4 | 96,9 | 101,8 | 95,0 | 95,5 | 97,7 | 97,5 | 97,5 |
| 1992 D | 94,5 | 94,7 | 96,4 | 101,4 | 93,8 | 94,4 | 98,1 | 97,5 | 97,9 |
| 1993 D | 90,6 | 94,5 | 93,7 | 100,6 | 90,1 | 90,3 | 96,5 | 95,3 | 95,6 |
| 1992 Oktober | 91,1 | 94,3 | 96,2 | 102,9 | 92,9 | 93,6 | 98,9 | 97,4 | 98,0 |
| 1993 Juli | 87,4 | 94,8 | 94,2 | 102,1 | 91,3 | 91,4 | 96,1 | 94,5 | 94,5 |
| 1993 Oktober | 88,9 | 94,4 | 94,2 | 102,1 | 90,9 | 89,8 | 96,7 | 95,2 | 94,8 |
| Durchschnittliche Bruttostundenverdienste | | | | | | | | | |
| Männliche Arbeiter | | | | | | | | | |
| 1991 D | 128,3 | 128,3 | 128,9 | 127,9 | 126,9 | 132,0 | 125,8 | 130,5 | 128,5 |
| 1992 D | 133,4 | 134,4 | 136,4 | 136,1 | 133,3 | 140,3 | 133,4 | 138,7 | 137,4 |
| 1993 D | 141,7 | 142,9 | 142,6 | 143,1 | 138,5 | 147,1 | 141,1 | 145,9 | 141,8 |
| 1992 Oktober | 134,6 | 136,7 | 138,9 | 139,4 | 135,2 | 143,8 | 133,7 | 141,6 | 137,6 |
| 1993 Juli | 143,6 | 141,6 | 143,6 | 144,9 | 139,9 | 148,9 | 139,0 | 146,3 | 141,7 |
| 1993 Oktober | 141,7 | 144,0 | 144,1 | 145,3 | 140,7 | 149,1 | 140,6 | 146,5 | 141,6 |
| Weibliche Arbeiter | | | | | | | | | |
| 1991 D | / | / | 130,8 | 130,6 | 131,9 | 131,5 | / | 131,0 | 127,4 |
| 1992 D | / | / | 138,7 | 139,0 | 137,5 | 140,7 | / | 138,4 | 134,3 |
| 1993 D | / | / | 146,0 | 145,2 | 143,3 | 147,9 | / | 146,3 | 140,6 |
| 1992 Oktober | / | / | 142,1 | 142,8 | 140,2 | 143,3 | / | 142,1 | 136,3 |
| 1993 Juli | / | / | 147,3 | 146,0 | 145,7 | 150,0 | / | 147,6 | 139,8 |
| 1993 Oktober | / | / | 147,5 | 146,7 | 144,1 | 149,5 | / | 148,4 | 140,4 |
| Alle Arbeiter | | | | | | | | | |
| 1991 D | 128,3 | 128,3 | 129,0 | 127,9 | 127,1 | 131,9 | 125,8 | 130,6 | 128,4 |
| 1992 D | 133,4 | 134,4 | 136,6 | 136,2 | 133,3 | 140,3 | 133,4 | 138,6 | 137,3 |
| 1993 D | 141,7 | 142,9 | 142,8 | 143,2 | 138,6 | 147,1 | 141,1 | 145,9 | 141,7 |
| 1992 Oktober | 134,6 | 136,7 | 139,1 | 139,5 | 135,3 | 143,7 | 133,7 | 141,6 | 137,5 |
| 1993 Juli | 143,6 | 141,6 | 143,8 | 144,9 | 140,0 | 149,0 | 139,0 | 146,5 | 141,6 |
| 1993 Oktober | 141,7 | 144,0 | 144,3 | 145,4 | 140,8 | 149,1 | 140,6 | 146,8 | 141,5 |
| Durchschnittliche Bruttowochenverdienste | | | | | | | | | |
| Männliche Arbeiter | | | | | | | | | |
| 1991 D | 121,9 | 123,5 | 124,8 | 130,3 | 120,6 | 125,9 | 122,6 | 127,0 | 125,2 |
| 1992 D | 125,9 | 127,1 | 131,5 | 138,3 | 125,2 | 132,5 | 130,7 | 135,0 | 134,3 |
| 1993 D | 128,1 | 135,0 | 133,7 | 144,1 | 125,1 | 132,8 | 136,1 | 138,8 | 135,3 |
| 1992 Oktober | 122,5 | 129,0 | 133,7 | 143,6 | 125,7 | 134,6 | 132,2 | 137,8 | 134,6 |
| 1993 Juli | 125,5 | 134,2 | 135,3 | 148,1 | 128,0 | 136,0 | 133,5 | 138,0 | 133,7 |
| 1993 Oktober | 125,8 | 136,0 | 135,9 | 148,6 | 128,1 | 134,0 | 135,9 | 139,6 | 133,8 |
| Weibliche Arbeiter | | | | | | | | | |
| 1991 D | / | / | 127,4 | 128,6 | 126,3 | 126,3 | / | 128,5 | 126,9 |
| 1992 D | / | / | 134,3 | 134,5 | 129,4 | 132,2 | / | 135,7 | 133,8 |
| 1993 D | / | / | 137,0 | 138,6 | 129,0 | 133,1 | / | 140,0 | 138,3 |
| 1992 Oktober | / | / | 136,9 | 138,1 | 129,6 | 133,6 | / | 138,8 | 135,6 |
| 1993 Juli | / | / | 138,8 | 140,1 | 133,4 | 137,6 | / | 140,8 | 136,0 |
| 1993 Oktober | / | / | 138,2 | 140,1 | 132,0 | 133,5 | / | 140,8 | 136,6 |
| Alle Arbeiter | | | | | | | | | |
| 1991 D | 121,9 | 123,5 | 125,0 | 130,2 | 120,7 | 126,0 | 122,6 | 127,2 | 125,2 |
| 1992 D | 125,9 | 127,1 | 131,7 | 138,2 | 125,3 | 132,5 | 130,7 | 135,1 | 134,3 |
| 1993 D | 128,1 | 135,0 | 133,9 | 144,0 | 125,1 | 132,8 | 136,1 | 139,0 | 135,4 |
| 1992 Oktober | 122,5 | 129,0 | 133,9 | 143,5 | 125,8 | 134,6 | 132,2 | 137,9 | 134,7 |
| 1993 Juli | 125,5 | 134,2 | 135,6 | 147,9 | 128,1 | 136,1 | 133,5 | 138,4 | 133,8 |
| 1993 Oktober | 125,8 | 136,0 | 136,1 | 148,4 | 128,1 | 133,9 | 135,9 | 139,7 | 134,0 |

1) D = Durchschnitt aus 4 Erhebungsmonaten.

2) Gewinnung von Erdöl, Erdgas; sonstiger Bergbau.

**6 Index der durchschnittlich bezahlten Wochenstunden, der durchschnittlichen Bruttostunden- und
Bruttowochenverdienste der Arbeiter in der Industrie nach Industriezweigen**
1985 = 100

| Jahr 1) Monat | Grundstoff- und Produktionsgüter- industrie | | | Investitionsgüterindustrie | | | | | | |
|---|--|--|---|----------------------------|--|---|---|-----------|-----------------------------------|--|
| | Holz- bearbeitung | Zellstoff-, Holzschliff-, Papier- und Pappe- erzeugung | Gummi- verarbeitung, Verarbeitung von Asbest | insgesamt | Stahl-, Leichtmetall- und Schienen- fahrzeugbau (ohne Lokomotiv- bau) | Maschinen- bau, Lokomotiv- bau | Straßenfahr- zeugbau; Rep von Kraftfahr- zeugen u.w. | Schiffbau | Luft- und Raumfahr- zeugbau | Elektro- technik; Rep von elektrischen Geräten für den Haushalt |
| Durchschnittlich bezahlte Wochenstunden | | | | | | | | | | |
| Männliche Arbeiter | | | | | | | | | | |
| 1991 D | 97,5 | 94,1 | 96,4 | 95,6 | 97,5 | 94,3 | 96,0 | 97,7 | 96,0 | 95,4 |
| 1992 D | 96,8 | 93,5 | 96,2 | 94,4 | 96,7 | 92,8 | 94,6 | 95,6 | 95,9 | 94,8 |
| 1993 D | 96,7 | 93,1 | 91,9 | 90,0 | 94,4 | 88,8 | 87,5 | 93,5 | 92,6 | 91,9 |
| 1992 Oktober ... | 96,7 | 93,4 | 96,0 | 93,9 | 97,2 | 92,5 | 93,7 | 96,7 | 95,9 | 94,4 |
| 1993 Juli | 96,8 | 93,2 | 92,3 | 90,6 | 95,1 | 89,3 | 88,8 | 94,3 | 92,2 | 91,8 |
| 1993 Oktober ... | 98,1 | 93,0 | 92,8 | 89,9 | 95,3 | 88,5 | 86,6 | 96,5 | 89,2 | 92,1 |
| Weibliche Arbeiter | | | | | | | | | | |
| 1991 D | 96,0 | 97,1 | 96,4 | 95,6 | 98,9 | 94,8 | 95,8 | / | 95,8 | 95,3 |
| 1992 D | 94,5 | 96,4 | 95,8 | 94,5 | 96,7 | 94,7 | 94,5 | / | 95,2 | 94,1 |
| 1993 D | 93,8 | 95,4 | 90,7 | 91,0 | 95,3 | 91,4 | 87,4 | / | 92,1 | 91,0 |
| 1992 Oktober ... | 94,7 | 96,1 | 95,2 | 93,6 | 97,1 | 93,7 | 93,2 | / | 95,3 | 93,3 |
| 1993 Juli | 94,0 | 95,2 | 92,5 | 91,5 | 94,8 | 91,4 | 89,5 | / | 92,4 | 91,5 |
| 1993 Oktober .. | 90,4 | 94,7 | 92,2 | 91,2 | 95,2 | 91,0 | 87,4 | / | 92,0 | 91,4 |
| Alle Arbeiter | | | | | | | | | | |
| 1991 D | 97,4 | 94,4 | 96,4 | 95,6 | 97,5 | 94,4 | 96,0 | 97,7 | 96,0 | 95,4 |
| 1992 D | 96,7 | 93,8 | 96,2 | 94,4 | 96,7 | 92,9 | 94,6 | 95,6 | 95,8 | 94,5 |
| 1993 D | 96,6 | 93,3 | 91,7 | 90,2 | 94,4 | 88,9 | 87,4 | 93,5 | 92,5 | 91,5 |
| 1992 Oktober ... | 96,6 | 93,7 | 95,9 | 93,9 | 97,2 | 92,5 | 93,7 | 96,7 | 95,8 | 94,0 |
| 1993 Juli | 96,7 | 93,3 | 92,3 | 90,8 | 95,1 | 89,4 | 88,9 | 94,3 | 92,2 | 91,7 |
| 1993 Oktober .. | 97,8 | 93,2 | 92,7 | 90,1 | 95,3 | 88,6 | 86,7 | 96,5 | 89,4 | 91,8 |
| Durchschnittliche Bruttostundenverdienste | | | | | | | | | | |
| Männliche Arbeiter | | | | | | | | | | |
| 1991 D | 130,4 | 131,4 | 129,4 | 131,2 | 129,3 | 130,4 | 132,5 | 130,1 | 134,3 | 132,2 |
| 1992 D | 138,7 | 139,4 | 136,8 | 138,9 | 135,1 | 137,6 | 141,9 | 138,2 | 141,2 | 139,2 |
| 1993 D | 144,1 | 143,7 | 142,9 | 146,9 | 142,1 | 144,7 | 151,1 | 148,2 | 146,6 | 148,2 |
| 1992 Oktober ... | 141,3 | 140,2 | 140,2 | 142,3 | 138,1 | 141,0 | 145,2 | 142,6 | 143,6 | 143,0 |
| 1993 Juli | 144,7 | 144,0 | 143,7 | 148,3 | 143,9 | 146,6 | 151,9 | 149,9 | 147,6 | 149,6 |
| 1993 Oktober ... | 146,3 | 143,1 | 144,3 | 149,5 | 144,0 | 146,5 | 154,9 | 152,8 | 147,7 | 150,6 |
| Weibliche Arbeiter | | | | | | | | | | |
| 1991 D | 129,8 | 129,6 | 129,9 | 132,3 | 140,9 | 130,0 | 130,7 | / | 138,1 | 133,2 |
| 1992 D | 143,9 | 138,8 | 139,1 | 141,4 | 146,3 | 135,9 | 140,4 | / | 145,6 | 142,7 |
| 1993 D | 148,4 | 144,4 | 146,1 | 151,0 | 153,0 | 145,0 | 150,0 | / | 154,2 | 153,1 |
| 1992 Oktober ... | 146,0 | 141,2 | 142,6 | 145,5 | 147,9 | 141,0 | 144,5 | / | 149,3 | 147,0 |
| 1993 Juli | 148,7 | 144,7 | 147,1 | 152,5 | 156,0 | 147,2 | 150,7 | / | 156,1 | 154,6 |
| 1993 Oktober .. | 149,1 | 144,9 | 146,5 | 153,8 | 158,0 | 146,4 | 153,6 | / | 156,6 | 156,0 |
| Alle Arbeiter | | | | | | | | | | |
| 1991 D | 130,4 | 131,3 | 129,4 | 131,4 | 129,3 | 130,4 | 132,3 | 130,1 | 134,5 | 132,6 |
| 1992 D | 138,8 | 139,3 | 137,2 | 139,3 | 135,2 | 137,5 | 141,8 | 138,2 | 141,5 | 140,4 |
| 1993 D | 144,2 | 143,8 | 143,4 | 147,5 | 142,1 | 144,7 | 151,1 | 148,2 | 147,1 | 149,9 |
| 1992 Oktober ... | 141,4 | 140,2 | 140,6 | 142,8 | 138,2 | 141,0 | 145,1 | 142,6 | 143,9 | 144,4 |
| 1993 Juli | 144,9 | 144,1 | 144,2 | 148,9 | 144,0 | 146,6 | 151,8 | 149,9 | 148,1 | 151,3 |
| 1993 Oktober ... | 146,4 | 143,3 | 144,6 | 150,1 | 144,1 | 146,5 | 154,8 | 152,8 | 148,2 | 152,5 |
| Durchschnittliche Bruttowochenverdienste | | | | | | | | | | |
| Männliche Arbeiter | | | | | | | | | | |
| 1991 D | 127,1 | 123,6 | 124,6 | 125,5 | 125,9 | 123,2 | 127,1 | 127,2 | 129,1 | 126,2 |
| 1992 D | 134,3 | 130,4 | 131,7 | 131,1 | 130,7 | 127,8 | 134,3 | 132,2 | 135,5 | 132,0 |
| 1993 D | 139,5 | 133,8 | 131,5 | 132,1 | 134,1 | 128,6 | 132,3 | 138,8 | 135,8 | 136,2 |
| 1992 Oktober ... | 136,7 | 130,9 | 134,6 | 133,7 | 134,2 | 130,5 | 136,2 | 138,1 | 137,8 | 135,2 |
| 1993 Juli | 140,1 | 134,2 | 132,7 | 134,3 | 137,0 | 130,9 | 135,1 | 141,4 | 136,2 | 137,4 |
| 1993 Oktober ... | 143,5 | 133,1 | 134,0 | 134,2 | 137,0 | 129,6 | 134,4 | 148,3 | 131,7 | 138,8 |
| Weibliche Arbeiter | | | | | | | | | | |
| 1991 D | 124,6 | 126,0 | 125,2 | 126,4 | 139,4 | 123,3 | 125,3 | / | 132,6 | 126,9 |
| 1992 D | 135,7 | 133,8 | 133,4 | 133,6 | 141,2 | 128,6 | 132,7 | / | 139,1 | 134,2 |
| 1993 D | 139,0 | 137,7 | 132,5 | 137,2 | 145,5 | 132,4 | 131,0 | / | 142,6 | 139,2 |
| 1992 Oktober ... | 138,2 | 135,7 | 135,9 | 136,0 | 143,2 | 132,1 | 134,7 | / | 142,8 | 137,0 |
| 1993 Juli | 139,8 | 137,8 | 136,0 | 139,5 | 147,7 | 134,6 | 135,0 | / | 144,9 | 141,4 |
| 1993 Oktober ... | 134,5 | 137,1 | 135,2 | 140,1 | 150,3 | 133,2 | 134,3 | / | 144,7 | 142,5 |
| Alle Arbeiter | | | | | | | | | | |
| 1991 D | 127,0 | 123,8 | 124,7 | 125,6 | 126,0 | 123,2 | 127,0 | 127,2 | 129,2 | 126,4 |
| 1992 D | 134,3 | 130,6 | 132,0 | 131,5 | 130,7 | 127,8 | 134,2 | 132,2 | 135,7 | 132,7 |
| 1993 D | 139,5 | 134,0 | 131,6 | 132,8 | 134,2 | 128,7 | 132,2 | 138,8 | 136,1 | 137,2 |
| 1992 Oktober ... | 136,7 | 131,2 | 134,8 | 134,0 | 134,3 | 130,5 | 136,0 | 138,1 | 138,0 | 135,8 |
| 1993 Juli | 140,1 | 134,4 | 133,2 | 135,0 | 137,0 | 131,0 | 135,1 | 141,4 | 136,6 | 138,8 |
| 1993 Oktober ... | 143,3 | 133,4 | 134,2 | 135,0 | 137,1 | 129,7 | 134,4 | 148,3 | 132,4 | 140,0 |

1) D = Durchschnitt aus 4 Erhebungsmonaten.

**6 Index der durchschnittlich bezahlten Wochenstunden, der durchschnittlichen Bruttostunden- und
Bruttowochenverdienste der Arbeiter in der Industrie nach Industriezweigen**
1985 = 100

| Jahr 1) Monat | Investitionsgüterindustrie | | | Verbrauchsgüterindustrie | | | | | | |
|---|--|---|--|--------------------------|-------------|--|---|--|---------------------------------------|--------------------------------|
| | Fein- mechanik, Optik, Herstellung von Uhren u.w. | Herstellung von EBM- Waren, Stahlver- formung, Oberflächen- veredlung, Härtung | Herstellung von Büro- maschinen, Datenver- arbeitungs- geräten und -ein- richtungen | in- gesamt | Feinkeramik | Herstellung und Verarbeitung von Glas | Holzver- arbeitung; Rep. von Gebrauchs- gütern aus Holz u.ä. | Herstellung von Musik- instrumenten, Spielwaren, Sportgeräten, Schmuck u.ä. | Papier- und Pappe- verarbeitung | Druckerei, Vervielfältigung |
| Durchschnittlich bezahlte Wochenstunden | | | | | | | | | | |
| Männliche Arbeiter | | | | | | | | | | |
| 1991 D | 94,6 | 96,8 | 94,0 | 97,1 | 99,4 | 97,0 | 98,1 | 96,6 | 95,2 | 96,2 |
| 1992 D | 94,4 | 95,5 | 92,7 | 95,7 | 95,6 | 96,5 | 96,9 | 95,7 | 93,7 | 94,9 |
| 1993 D | 91,6 | 91,1 | 92,9 | 94,4 | 94,8 | 95,2 | 95,8 | 93,4 | 93,2 | 94,6 |
| 1992 Oktober ... | 94,3 | 94,7 | 89,7 | 95,5 | 95,4 | 97,1 | 97,1 | 94,5 | 93,2 | 94,8 |
| 1993 Juli | 91,3 | 91,8 | 92,6 | 94,2 | 91,9 | 95,2 | 95,2 | 93,7 | 93,7 | 94,0 |
| 1993 Oktober ... | 90,6 | 91,6 | 92,8 | 95,2 | 95,3 | 96,7 | 97,0 | 94,6 | 93,6 | 95,3 |
| Weibliche Arbeiter | | | | | | | | | | |
| 1991 D | 95,6 | 96,8 | 94,7 | 97,3 | 97,5 | 96,9 | 97,6 | 96,3 | 95,3 | 96,2 |
| 1992 D | 95,5 | 95,7 | 91,1 | 95,4 | 92,0 | 96,5 | 95,6 | 94,6 | 94,0 | 95,1 |
| 1993 D | 93,5 | 92,3 | 90,9 | 94,1 | 89,8 | 94,6 | 94,8 | 93,4 | 93,3 | 94,5 |
| 1992 Oktober ... | 94,6 | 95,0 | 85,5 | 94,6 | 91,7 | 96,1 | 95,2 | 93,8 | 93,4 | 95,1 |
| 1993 Juli | 93,3 | 92,1 | 92,4 | 94,3 | 88,4 | 94,2 | 94,6 | 93,1 | 93,6 | 94,4 |
| 1993 Oktober ... | 92,8 | 92,7 | 93,4 | 93,9 | 89,9 | 95,1 | 95,6 | 94,3 | 93,7 | 95,1 |
| Alle Arbeiter | | | | | | | | | | |
| 1991 D | 95,0 | 96,8 | 94,3 | 97,1 | 98,6 | 97,0 | 98,0 | 96,5 | 95,3 | 96,2 |
| 1992 D | 94,9 | 95,6 | 92,1 | 95,6 | 94,0 | 96,5 | 96,8 | 95,2 | 93,8 | 95,0 |
| 1993 D | 92,4 | 91,4 | 92,2 | 94,3 | 92,6 | 95,1 | 95,7 | 93,4 | 93,3 | 94,6 |
| 1992 Oktober ... | 94,5 | 94,8 | 88,2 | 95,2 | 93,8 | 96,9 | 96,8 | 94,2 | 93,3 | 94,9 |
| 1993 Juli | 92,1 | 91,8 | 92,5 | 94,2 | 89,5 | 95,0 | 95,1 | 93,4 | 93,7 | 94,0 |
| 1993 Oktober ... | 91,6 | 91,8 | 93,0 | 94,7 | 93,0 | 96,5 | 96,8 | 94,5 | 93,6 | 95,3 |
| Durchschnittliche Bruttostundenverdienste | | | | | | | | | | |
| Männliche Arbeiter | | | | | | | | | | |
| 1991 D | 131,4 | 130,0 | 131,7 | 129,9 | 123,6 | 127,2 | 129,0 | 130,9 | 133,9 | 134,7 |
| 1992 D | 139,1 | 137,1 | 137,5 | 137,6 | 131,6 | 135,1 | 136,2 | 138,4 | 141,5 | 143,7 |
| 1993 D | 147,1 | 143,8 | 141,1 | 143,7 | 138,6 | 140,6 | 141,8 | 144,7 | 146,6 | 151,3 |
| 1992 Oktober ... | 142,2 | 140,3 | 140,5 | 140,6 | 135,8 | 139,2 | 138,5 | 141,6 | 143,4 | 147,0 |
| 1993 Juli | 148,6 | 145,0 | 142,8 | 144,4 | 139,7 | 139,7 | 143,3 | 145,5 | 147,8 | 151,3 |
| 1993 Oktober ... | 149,0 | 146,0 | 141,8 | 145,8 | 139,9 | 141,6 | 143,9 | 146,3 | 149,1 | 153,4 |
| Weibliche Arbeiter | | | | | | | | | | |
| 1991 D | 132,0 | 131,9 | 134,7 | 128,6 | 123,8 | 127,0 | 131,6 | 133,1 | 133,2 | 134,1 |
| 1992 D | 141,8 | 140,8 | 142,6 | 136,8 | 132,6 | 135,2 | 140,6 | 141,4 | 143,0 | 142,7 |
| 1993 D | 150,7 | 149,5 | 146,2 | 143,2 | 139,6 | 142,0 | 147,4 | 148,1 | 149,1 | 150,8 |
| 1992 Oktober ... | 145,2 | 143,9 | 146,1 | 140,2 | 136,9 | 139,0 | 144,5 | 144,4 | 146,7 | 146,1 |
| 1993 Juli | 152,2 | 151,2 | 146,3 | 144,6 | 141,1 | 142,7 | 148,1 | 149,0 | 151,0 | 151,9 |
| 1993 Oktober ... | 152,8 | 152,2 | 146,9 | 145,5 | 141,6 | 144,5 | 150,3 | 150,1 | 150,8 | 153,3 |
| Alle Arbeiter | | | | | | | | | | |
| 1991 D | 131,6 | 130,4 | 132,6 | 129,4 | 123,7 | 127,1 | 129,3 | 131,8 | 133,7 | 134,7 |
| 1992 D | 140,1 | 137,8 | 139,1 | 137,3 | 131,9 | 135,1 | 136,8 | 139,6 | 141,9 | 143,6 |
| 1993 D | 148,4 | 144,8 | 142,7 | 143,6 | 139,0 | 140,7 | 142,5 | 146,1 | 147,3 | 151,2 |
| 1992 Oktober ... | 143,3 | 140,9 | 142,2 | 140,5 | 136,2 | 139,2 | 139,3 | 142,8 | 144,4 | 146,9 |
| 1993 Juli | 149,9 | 146,1 | 143,9 | 144,5 | 140,2 | 140,0 | 143,9 | 146,9 | 148,7 | 151,4 |
| 1993 Oktober ... | 150,5 | 147,1 | 143,4 | 145,7 | 140,5 | 141,9 | 144,7 | 147,9 | 149,6 | 153,3 |
| Durchschnittliche Bruttowochenverdienste | | | | | | | | | | |
| Männliche Arbeiter | | | | | | | | | | |
| 1991 D | 124,3 | 125,8 | 124,0 | 126,0 | 123,0 | 123,3 | 126,6 | 126,4 | 127,4 | 129,6 |
| 1992 D | 131,2 | 131,0 | 127,5 | 131,6 | 126,0 | 130,4 | 132,0 | 132,2 | 132,5 | 136,4 |
| 1993 D | 134,7 | 131,0 | 130,7 | 135,7 | 131,6 | 133,8 | 135,8 | 134,7 | 136,6 | 143,0 |
| 1992 Oktober ... | 134,1 | 132,9 | 126,3 | 134,3 | 129,9 | 135,1 | 134,5 | 133,5 | 133,6 | 139,4 |
| 1993 Juli | 135,5 | 132,9 | 131,8 | 136,0 | 128,8 | 133,0 | 136,3 | 136,1 | 138,3 | 142,2 |
| 1993 Oktober ... | 135,2 | 133,8 | 131,3 | 138,8 | 133,5 | 137,0 | 139,4 | 138,1 | 139,4 | 146,1 |
| Weibliche Arbeiter | | | | | | | | | | |
| 1991 D | 126,2 | 127,6 | 127,7 | 125,1 | 120,9 | 123,2 | 128,6 | 128,3 | 126,9 | 129,0 |
| 1992 D | 135,5 | 134,7 | 129,8 | 130,4 | 122,2 | 130,5 | 134,6 | 133,7 | 134,4 | 135,7 |
| 1993 D | 141,1 | 138,0 | 132,8 | 134,8 | 125,5 | 134,5 | 139,8 | 138,5 | 139,2 | 142,7 |
| 1992 Oktober ... | 137,4 | 136,6 | 124,5 | 132,6 | 125,7 | 133,8 | 137,7 | 135,4 | 137,1 | 139,0 |
| 1993 Juli | 142,2 | 139,2 | 134,8 | 136,3 | 122,3 | 134,6 | 140,2 | 138,9 | 141,4 | 143,5 |
| 1993 Oktober ... | 141,9 | 140,9 | 136,8 | 136,7 | 127,8 | 137,7 | 143,8 | 141,8 | 141,4 | 145,9 |
| Alle Arbeiter | | | | | | | | | | |
| 1991 D | 125,0 | 126,1 | 125,1 | 125,7 | 122,2 | 123,3 | 126,8 | 127,1 | 127,2 | 129,5 |
| 1992 D | 132,8 | 131,6 | 128,2 | 131,2 | 124,6 | 130,4 | 132,3 | 132,8 | 133,0 | 136,3 |
| 1993 D | 137,1 | 132,2 | 131,3 | 135,4 | 129,3 | 133,9 | 136,3 | 136,2 | 137,3 | 142,9 |
| 1992 Oktober ... | 135,3 | 133,5 | 125,8 | 133,8 | 128,3 | 135,0 | 134,9 | 134,3 | 134,6 | 139,3 |
| 1993 Juli | 138,0 | 133,9 | 132,7 | 136,1 | 126,3 | 133,2 | 136,8 | 137,3 | 139,1 | 142,3 |
| 1993 Oktober ... | 137,6 | 134,9 | 132,9 | 138,1 | 131,3 | 137,0 | 139,9 | 139,6 | 140,0 | 146,0 |

1) D = Durchschnitt aus 4 Erhebungsmonaten.

**6 Index der durchschnittlich bezahlten Wochenstunden, der durchschnittlichen Bruttostunden- und
Bruttowochenverdienste der Arbeiter in der Industrie nach Industriezweigen**
1985 = 100

| Jahr 1) Monat | Verbrauchsgüterindustrie | | | | | | Nahrungs- und Genußmittelindustrie | | | Hoch- und Tiefbau mit Handwerk (ohne Fertigteilbau im Hochbau) |
|---|--|---------------------|--|--|---------------|-------------------------|------------------------------------|-----------------------|------------------------|---|
| | Herstellung von Kunststoff- waren | Leder- erzeugung | Lederver- arbeitung (ohne Herstellung von Schuhen) | Herstellung von Schuhen; Rep. von Schuhen u.s.w. | Textilgewerbe | Bekleidungs- gewerbe | insgesamt | Brauerei, Mälzerei | Tabak- verarbeitung | |
| Durchschnittlich bezahlte Wochenstunden | | | | | | | | | | |
| Männliche Arbeiter | | | | | | | | | | |
| 1991 D | 97,3 | 95,6 | 96,9 | 97,6 | 96,6 | 97,9 | 97,5 | 98,2 | 94,1 | 99,0 |
| 1992 D | 96,0 | 94,4 | 94,8 | 96,8 | 94,5 | 97,3 | 95,9 | 96,3 | 93,9 | 99,7 |
| 1993 D | 93,5 | 93,5 | 94,4 | 96,1 | 92,5 | 96,4 | 95,2 | 94,9 | 93,8 | 99,3 |
| 1992 Oktober .. | 95,7 | 95,3 | 93,0 | 96,3 | 93,9 | 96,8 | 96,6 | 95,4 | 93,7 | 101,3 |
| 1993 Juli | 93,7 | 93,2 | 94,3 | 97,4 | 93,0 | 95,8 | 94,9 | 95,5 | 93,8 | 102,0 |
| 1993 Oktober .. | 93,6 | 94,6 | 95,1 | 94,8 | 93,4 | 96,4 | 96,2 | 94,5 | 93,8 | 101,6 |
| Weibliche Arbeiter | | | | | | | | | | |
| 1991 D | 97,3 | 98,1 | 96,8 | 96,8 | 97,4 | 97,7 | 97,3 | 95,5 | 95,3 | / |
| 1992 D | 95,6 | 97,7 | 94,3 | 97,3 | 94,7 | 96,2 | 96,2 | 94,7 | 94,1 | / |
| 1993 D | 94,0 | 96,1 | 93,1 | 96,1 | 93,0 | 95,1 | 96,0 | 94,1 | 93,8 | / |
| 1992 Oktober .. | 95,1 | 97,3 | 92,7 | 96,9 | 93,5 | 95,5 | 96,4 | 93,9 | 94,1 | / |
| 1993 Juli | 94,3 | 97,4 | 93,4 | 97,7 | 93,6 | 95,4 | 95,8 | 94,4 | 94,1 | / |
| 1993 Oktober .. | 94,4 | 98,1 | 92,9 | 94,7 | 93,1 | 94,2 | 96,3 | 94,0 | 94,2 | / |
| Alle Arbeiter | | | | | | | | | | |
| 1991 D | 97,3 | 96,3 | 96,8 | 97,5 | 97,0 | 97,8 | 97,4 | 98,1 | 94,9 | 99,0 |
| 1992 D | 95,8 | 95,3 | 94,4 | 97,1 | 94,6 | 96,4 | 96,0 | 96,3 | 94,0 | 99,7 |
| 1993 D | 93,6 | 94,3 | 93,5 | 96,1 | 92,8 | 95,3 | 95,4 | 94,8 | 93,8 | 99,3 |
| 1992 Oktober .. | 95,5 | 95,8 | 92,7 | 96,6 | 93,7 | 95,7 | 96,5 | 95,4 | 94,0 | 101,3 |
| 1993 Juli | 93,8 | 94,3 | 93,7 | 97,6 | 93,3 | 95,4 | 95,1 | 95,5 | 94,0 | 102,0 |
| 1993 Oktober .. | 93,8 | 95,6 | 93,5 | 94,7 | 93,3 | 94,6 | 96,2 | 94,5 | 94,1 | 101,6 |
| Durchschnittliche Bruttostundenverdienste | | | | | | | | | | |
| Männliche Arbeiter | | | | | | | | | | |
| 1991 D | 128,8 | 122,5 | 126,5 | 120,7 | 128,1 | 123,9 | 128,1 | 129,0 | 136,9 | 130,6 |
| 1992 D | 136,1 | 129,5 | 133,9 | 126,3 | 135,9 | 129,5 | 136,6 | 138,6 | 160,4 | 137,4 |
| 1993 D | 141,6 | 134,0 | 138,9 | 130,9 | 142,2 | 136,3 | 143,9 | 147,5 | 167,3 | 144,5 |
| 1992 Oktober .. | 138,7 | 130,5 | 136,5 | 127,5 | 139,7 | 133,1 | 140,5 | 142,5 | 166,8 | 141,0 |
| 1993 Juli | 142,5 | 134,9 | 139,0 | 131,0 | 143,1 | 136,7 | 144,2 | 147,3 | 166,1 | 146,4 |
| 1993 Oktober .. | 142,9 | 135,6 | 139,3 | 130,6 | 145,4 | 139,3 | 146,6 | 150,1 | 171,2 | 145,6 |
| Weibliche Arbeiter | | | | | | | | | | |
| 1991 D | 129,5 | 130,1 | 127,7 | 122,2 | 128,6 | 126,7 | 128,5 | 128,9 | 130,7 | / |
| 1992 D | 137,1 | 137,9 | 136,7 | 129,5 | 136,5 | 134,8 | 138,0 | 136,3 | 158,7 | / |
| 1993 D | 142,0 | 140,7 | 142,4 | 135,0 | 143,2 | 141,1 | 145,1 | 144,3 | 166,8 | / |
| 1992 Oktober .. | 138,7 | 138,4 | 139,7 | 131,4 | 140,2 | 138,5 | 141,6 | 142,0 | 165,2 | / |
| 1993 Juli | 143,4 | 141,4 | 143,3 | 135,5 | 144,7 | 142,7 | 145,7 | 142,3 | 166,5 | / |
| 1993 Oktober .. | 142,9 | 141,9 | 143,0 | 134,5 | 146,5 | 143,4 | 147,0 | 146,8 | 169,9 | / |
| Alle Arbeiter | | | | | | | | | | |
| 1991 D | 129,0 | 124,3 | 127,3 | 121,5 | 128,3 | 126,1 | 128,2 | 129,0 | 133,3 | 130,6 |
| 1992 D | 136,3 | 131,4 | 135,9 | 128,1 | 136,1 | 133,6 | 136,9 | 138,5 | 159,4 | 137,4 |
| 1993 D | 141,7 | 135,6 | 141,2 | 133,2 | 142,6 | 140,1 | 144,1 | 147,4 | 167,0 | 144,5 |
| 1992 Oktober .. | 138,7 | 132,3 | 138,7 | 129,7 | 139,9 | 137,3 | 140,7 | 142,5 | 165,9 | 141,0 |
| 1993 Juli | 142,7 | 136,4 | 141,9 | 133,5 | 143,8 | 141,4 | 144,6 | 147,2 | 166,4 | 146,4 |
| 1993 Oktober .. | 142,9 | 137,1 | 141,8 | 132,8 | 145,9 | 142,5 | 146,7 | 150,0 | 170,4 | 145,6 |
| Durchschnittliche Bruttowochenverdienste | | | | | | | | | | |
| Männliche Arbeiter | | | | | | | | | | |
| 1991 D | 125,4 | 117,2 | 122,5 | 117,8 | 123,7 | 121,3 | 125,0 | 126,7 | 128,8 | 129,5 |
| 1992 D | 130,6 | 122,2 | 126,7 | 122,2 | 128,4 | 125,9 | 131,1 | 133,3 | 150,8 | 137,1 |
| 1993 D | 132,3 | 125,2 | 131,0 | 125,8 | 131,4 | 131,1 | 137,0 | 139,8 | 157,2 | 143,3 |
| 1992 Oktober .. | 132,8 | 124,2 | 126,6 | 122,8 | 131,1 | 128,7 | 135,7 | 135,7 | 156,7 | 142,8 |
| 1993 Juli | 133,4 | 125,5 | 131,0 | 127,5 | 133,0 | 130,7 | 136,9 | 140,7 | 158,1 | 149,3 |
| 1993 Oktober .. | 133,7 | 128,3 | 132,2 | 124,0 | 135,8 | 134,0 | 141,1 | 141,8 | 161,0 | 147,8 |
| Weibliche Arbeiter | | | | | | | | | | |
| 1991 D | 126,1 | 127,5 | 123,7 | 119,1 | 125,3 | 123,8 | 124,9 | 123,1 | 124,1 | / |
| 1992 D | 131,1 | 134,7 | 129,0 | 126,2 | 129,4 | 129,4 | 132,7 | 129,0 | 149,4 | / |
| 1993 D | 133,5 | 135,3 | 132,8 | 129,8 | 133,3 | 134,0 | 139,2 | 135,6 | 156,4 | / |
| 1992 Oktober .. | 132,0 | 134,6 | 129,5 | 127,6 | 131,1 | 132,0 | 136,4 | 133,2 | 155,5 | / |
| 1993 Juli | 135,2 | 138,0 | 134,3 | 132,4 | 135,5 | 135,9 | 139,6 | 134,2 | 156,6 | / |
| 1993 Oktober .. | 135,0 | 139,3 | 132,9 | 127,5 | 136,5 | 134,9 | 141,5 | 137,7 | 159,9 | / |
| Alle Arbeiter | | | | | | | | | | |
| 1991 D | 125,5 | 119,5 | 123,3 | 118,5 | 124,5 | 123,2 | 125,0 | 126,6 | 126,1 | 129,5 |
| 1992 D | 130,7 | 125,0 | 128,3 | 124,4 | 128,8 | 128,6 | 131,4 | 133,2 | 149,9 | 137,1 |
| 1993 D | 132,6 | 127,4 | 132,2 | 128,0 | 132,2 | 133,4 | 137,5 | 139,7 | 156,7 | 143,3 |
| 1992 Oktober .. | 132,6 | 126,5 | 128,6 | 125,4 | 131,1 | 131,2 | 135,9 | 135,7 | 156,0 | 142,8 |
| 1993 Juli | 133,8 | 128,3 | 133,2 | 130,2 | 134,1 | 134,7 | 137,5 | 140,5 | 156,4 | 149,3 |
| 1993 Oktober .. | 134,0 | 130,7 | 132,7 | 125,9 | 136,1 | 134,7 | 141,2 | 141,7 | 160,3 | 147,8 |

1) D = Durchschnitt aus 4 Erhebungsmonaten

**7 Index der durchschnittlichen Bruttostunden- und Bruttowochenverdienste der Arbeiter in
der Industrie (einschl. Hoch- und Tiefbau 1)
1985 = 100**

| Monat | Index der Brutto- stunden- wochen- verdienste | | Monat | Index der Brutto- stunden- wochen- verdienste | | Monat | Index der Brutto- stunden- wochen- verdienste | |
|------------|---|------|------------|---|------|-----------|---|------|
| 1950 März | 7,8 | 9,1 | 1958 Febr. | 14,4 | 15,9 | 1966 Jan. | 27,5 | 29,8 |
| Juni | 7,9 | 9,4 | Mai | 14,7 | 16,5 | April | 28,5 | 30,9 |
| Sept. | 8,2 | 9,9 | August | 14,9 | 16,7 | Juli | 29,0 | 31,6 |
| Dez. | 8,7 | 10,2 | Nov. | 14,9 | 16,9 | Okt. | 29,0 | 31,4 |
| D | 8,2 | 9,7 | D | 14,7 | 16,5 | D | 28,5 | 30,9 |
| 1951 März | 8,9 | 10,5 | 1959 Febr. | 15,1 | 16,5 | 1967 Jan. | 29,1 | 29,8 |
| Juni | 9,6 | 11,4 | Mai | 15,4 | 17,3 | April | 29,3 | 30,5 |
| Sept. | 9,6 | 11,2 | August | 15,7 | 17,5 | Juli | 29,6 | 31,1 |
| Dez. | - | - | Nov. | 16,0 | 18,1 | Okt. | 29,7 | 31,5 |
| D | 9,4 | 11,0 | D | 15,6 | 17,4 | D | 29,4 | 30,7 |
| 1952 Febr. | 9,9 | 11,4 | 1960 Febr. | 16,2 | 17,7 | 1968 Jan. | 29,8 | 31,1 |
| Mai | 10,0 | 11,7 | Mai | 16,7 | 18,7 | April | 30,2 | 32,2 |
| August | 10,1 | 12,0 | August | 17,3 | 19,3 | Juli | 31,3 | 33,8 |
| Nov. | 10,3 | 12,3 | Nov. | 17,8 | 20,2 | Okt. | 31,5 | 34,2 |
| D | 10,1 | 11,9 | D | 17,0 | 19,0 | D | 30,7 | 32,8 |
| 1953 Febr. | 10,4 | 11,8 | 1961 Febr. | 18,1 | 19,8 | 1969 Jan. | 32,0 | 34,2 |
| Mai | 10,6 | 12,5 | Mai | 18,4 | 20,5 | April | 32,9 | 35,9 |
| August | 10,6 | 12,7 | August | 19,0 | 21,3 | Juli | 33,6 | 36,7 |
| Nov. | 10,7 | 12,9 | Nov. | 19,5 | 21,9 | Okt. | 35,4 | 38,8 |
| D | 10,6 | 12,5 | D | 18,8 | 20,9 | D | 33,5 | 36,4 |
| 1954 Febr. | 10,6 | 12,4 | 1962 Febr. | 20,2 | 22,1 | 1970 Jan. | 36,6 | 39,5 |
| Mai | 10,7 | 12,7 | Mai | 20,8 | 23,0 | April | 37,4 | 41,1 |
| August | 10,8 | 13,0 | August | 21,1 | 23,3 | Juli | 39,2 | 43,1 |
| Nov. | 11,1 | 13,5 | Nov. | 21,5 | 23,8 | Okt. | 40,4 | 43,7 |
| D | 10,8 | 12,9 | D | 20,9 | 23,1 | D | 38,4 | 41,9 |
| 1955 Febr. | 11,1 | 13,1 | 1963 Febr. | 21,7 | 23,5 | 1971 Jan. | 41,3 | 43,9 |
| Mai | 11,5 | 13,8 | Mai | 22,3 | 24,6 | April | 42,0 | 44,8 |
| August | 11,6 | 14,0 | August | 22,8 | 24,9 | Juli | 43,4 | 46,7 |
| Nov. | 12,0 | 14,5 | Nov. | 23,1 | 25,5 | Okt. | 43,8 | 47,1 |
| D | 11,6 | 13,9 | D | 22,5 | 24,6 | D | 42,6 | 45,6 |
| 1956 Febr. | 12,3 | 14,3 | 1964 Jan. | 23,3 | 25,1 | 1972 Jan. | 45,0 | 46,7 |
| Mai | 12,6 | 15,0 | April | 24,2 | 26,4 | April | 46,0 | 48,9 |
| August | 12,8 | 15,2 | Juli | 24,6 | 26,9 | Juli | 47,2 | 50,3 |
| Nov. | 13,1 | 15,4 | Okt. | 25,3 | 27,8 | Okt. | 47,5 | 50,8 |
| D | 12,7 | 15,0 | D | 24,4 | 26,6 | D | 46,4 | 49,2 |
| 1957 Febr. | 13,4 | 15,4 | 1965 Jan. | 25,8 | 28,0 | 1973 Jan. | 49,2 | 51,7 |
| Mai | 13,8 | 15,6 | April | 26,5 | 28,9 | April | 50,6 | 53,9 |
| August | 14,0 | 15,8 | Juli | 27,1 | 29,8 | Juli | 52,4 | 55,8 |
| Nov. | 14,1 | 16,3 | Okt. | 27,5 | 30,4 | Okt. | 52,7 | 55,9 |
| D | 13,8 | 15,8 | D | 26,7 | 29,3 | D | 51,2 | 54,3 |

1) Einschl. Handwerk.

D = Durchschnitt aus 4 Erhebungsmonaten.

**7 Index der durchschnittlichen Bruttostunden- und Bruttowochenverdienste der Arbeiter in
der Industrie (einschl. Hoch- und Tiefbau 1)**
1985 = 100

| Index der Brutto- | | | Index der Brutto- | | | Index der Brutto- | | |
|-------------------|------------|------------|-------------------|------------|------------|-------------------|------------|------------|
| Monat | stunden- | wochen- | Monat | stunden- | wochen- | Monat | stunden- | wochen- |
| | verdienste | verdienste | | verdienste | verdienste | | verdienste | verdienste |
| 1974 Jan. | 53,3 | 54,9 | 1982 Jan. | 89,0 | 89,4 | 1990 Jan. | 118,9 | 115,2 |
| April | 56,2 | 58,6 | April | 91,0 | 91,5 | April | 121,1 | 118,3 |
| Juli | 58,2 | 60,8 | Juli | 92,1 | 93,0 | Juli | 124,7 | 121,8 |
| Okt. | 58,3 | 60,3 | Okt. | 92,3 | 90,9 | Okt. | 125,4 | 123,0 |
| D | 56,5 | 58,7 | D | 91,1 | 91,2 | D | 122,5 | 119,6 |
| 1975 Jan. | 58,9 | 58,1 | 1983 Jan. | 92,2 | 89,2 | 1991 Jan. | 125,9 | 120,7 |
| April | 60,7 | 61,1 | April | 94,1 | 93,6 | April | 128,0 | 124,6 |
| Juli | 62,1 | 63,0 | Juli | 95,0 | 95,9 | Juli | 132,4 | 128,2 |
| Okt. | 62,1 | 62,9 | Okt. | 95,1 | 95,9 | Okt. | 133,5 | 129,2 |
| D | 61,0 | 61,3 | D | 94,1 | 93,7 | D | 130,0 | 125,7 |
| 1976 Jan. | 62,7 | 62,3 | 1984 Jan. | 94,8 | 93,8 | 1992 Jan. | 134,0 | 127,7 |
| April | 64,3 | 65,8 | April | 95,7 | 96,0 | April | 135,7 | 130,5 |
| Juli | 66,0 | 68,4 | Juli | 97,3 | 98,5 | Juli | 140,0 | 134,8 |
| Okt. | 66,3 | 69,4 | Okt. | 97,4 | 98,8 | Okt. | 140,9 | 135,0 |
| D | 64,8 | 66,5 | D | 96,3 | 96,8 | D | 137,7 | 132,0 |
| 1977 Jan. | 67,2 | 67,4 | 1985 Jan. | 97,4 | 97,2 | 1993 Jan. | 141,4 | 131,4 |
| April | 69,0 | 71,1 | April | 100,2 | 99,9 | April | 144,9 | 133,8 |
| Juli | 70,7 | 73,2 | Juli | 100,9 | 101,2 | Juli | 146,0 | 136,7 |
| Okt. | 70,8 | 73,6 | Okt. | 101,3 | 101,6 | Okt. | 146,8 | 137,4 |
| D | 69,4 | 71,3 | D | 100,0 | 100,0 | D | 144,8 | 134,8 |
| 1978 Jan. | 70,8 | 71,4 | 1986 Jan. | 101,4 | 99,9 | | | |
| April | 72,6 | 74,9 | April | 102,4 | 102,5 | | | |
| Juli | 74,5 | 77,0 | Juli | 104,9 | 105,1 | | | |
| Okt. | 74,5 | 77,2 | Okt. | 105,2 | 104,8 | | | |
| D | 73,1 | 75,1 | D | 103,5 | 103,1 | | | |
| 1979 Jan. | 75,2 | 77,3 | 1987 Jan. | 105,6 | 103,3 | | | |
| April | 77,0 | 79,7 | April | 107,2 | 106,1 | | | |
| Juli | 98,6 | 81,8 | Juli | 108,4 | 107,7 | | | |
| Okt. | 78,6 | 81,9 | Okt. | 109,0 | 108,6 | | | |
| D | 77,4 | 80,2 | D | 107,6 | 106,4 | | | |
| 1980 Jan. | 78,9 | 80,0 | 1988 Jan. | 109,5 | 107,5 | | | |
| April | 82,4 | 84,7 | April | 112,0 | 110,2 | | | |
| Juli | 84,2 | 86,5 | Juli | 113,1 | 112,1 | | | |
| Okt. | 84,3 | 86,2 | Okt. | 113,5 | 113,1 | | | |
| D | 82,5 | 84,4 | D | 112,0 | 110,7 | | | |
| 1981 Jan. | 84,6 | 84,9 | 1989 Jan. | 113,6 | 110,8 | | | |
| April | 86,2 | 87,3 | April | 116,2 | 115,0 | | | |
| Juli | 88,4 | 90,0 | Juli | 117,8 | 116,4 | | | |
| Okt. | 88,7 | 90,1 | Okt. | 118,3 | 116,8 | | | |
| D | 87,0 | 88,1 | D | 116,5 | 114,8 | | | |

1) Einschl. Handwerk.

D = Durchschnitt aus 4 Erhebungsmonaten.

**8 DURCHSCHNITTICHE WOCHENARBEITSZEITEN, BRUTTOSTUNDEN- UND BRUTTOWOCHENVERDIENSTE
NACH INDUSTRIEZWEIGEN UND LEISTUNGSGRUPPEN IM FRÜHEREN BUNDESGBIET (EINSCHL. BREMEN)
IM JAHRE 1993**

| GESCHLECHT | LEISTUNGSGRUPPE | BEZAHLTE | MEHR- | BRUTTO- | BRUTTO- |
|--|-----------------|----------|----------|------------|---------|
| | | WOCHEN- | ARBEITS- | STUNDEN- | WOCHEN- |
| | | STUNDEN | | VERDIENSTE | |
| | | STD | | D M | |
| INDUSTRIE (EINSCHL. HOCH- UND TIEFBAU MIT HANDWERK) | | | | | |
| MAENNLICH | 1 | 38,3 | 1,6 | 26,24 | 1005 |
| | 2 | 38,0 | 1,4 | 23,49 | 894 |
| | 3 | 38,5 | 1,4 | 20,83 | 804 |
| | ZUS. | 38,2 | 1,5 | 24,91 | 953 |
| WEIBLICH | 1 | 37,1 | 0,4 | 20,75 | 769 |
| | 2 | 36,5 | 0,3 | 18,70 | 684 |
| | 3 | 36,8 | 0,4 | 17,87 | 657 |
| | ZUS. | 36,7 | 0,4 | 18,48 | 678 |
| ALLE | 1 | 38,3 | 1,6 | 26,10 | 999 |
| | 2 | 37,7 | 1,2 | 22,51 | 850 |
| | 3 | 37,6 | 0,9 | 19,41 | 732 |
| | ZUS. | 38,0 | 1,3 | 23,93 | 909 |
| INDUSTRIE (OHNE BAUINDUSTRIE) | | | | | |
| MAENNLICH | 1 | 38,0 | 1,6 | 26,47 | 1005 |
| | 2 | 37,7 | 1,4 | 23,54 | 889 |
| | 3 | 38,2 | 1,5 | 20,94 | 801 |
| | ZUS. | 37,9 | 1,5 | 25,07 | 951 |
| WEIBLICH | 1 | 37,1 | 0,4 | 20,74 | 769 |
| | 2 | 36,5 | 0,3 | 18,70 | 683 |
| | 3 | 36,8 | 0,4 | 17,87 | 657 |
| | ZUS. | 36,7 | 0,4 | 18,48 | 678 |
| ALLE | 1 | 38,0 | 1,5 | 26,29 | 998 |
| | 2 | 37,4 | 1,1 | 22,46 | 842 |
| | 3 | 37,4 | 0,9 | 19,26 | 721 |
| | ZUS. | 37,7 | 1,3 | 23,92 | 902 |
| INDUSTRIE (OHNE BERGBAU), HOCH- UND TIEFBAU MIT HANDWERK | | | | | |
| MAENNLICH | 1 | 38,3 | 1,6 | 26,30 | 1008 |
| | 2 | 37,9 | 1,4 | 23,50 | 894 |
| | 3 | 38,5 | 1,4 | 20,85 | 804 |
| | ZUS. | 38,2 | 1,5 | 24,92 | 953 |
| WEIBLICH | 1 | 37,1 | 0,4 | 20,75 | 769 |
| | 2 | 36,5 | 0,3 | 18,70 | 684 |
| | 3 | 36,8 | 0,4 | 17,87 | 657 |
| | ZUS. | 36,7 | 0,4 | 18,48 | 678 |
| ALLE | 1 | 38,2 | 1,6 | 26,15 | 1001 |
| | 2 | 37,6 | 1,2 | 22,51 | 849 |
| | 3 | 37,6 | 0,9 | 19,41 | 732 |
| | ZUS. | 37,9 | 1,3 | 23,91 | 909 |
| VERARBEITENDE INDUSTRIE (OHNE BAUINDUSTRIE) | | | | | |
| MAENNLICH | 1 | 37,9 | 1,6 | 26,46 | 1003 |
| | 2 | 37,7 | 1,4 | 23,54 | 888 |
| | 3 | 38,2 | 1,5 | 20,96 | 802 |
| | ZUS. | 37,9 | 1,5 | 25,00 | 947 |
| WEIBLICH | 1 | 37,1 | 0,4 | 20,71 | 768 |
| | 2 | 36,5 | 0,3 | 18,69 | 683 |
| | 3 | 36,8 | 0,4 | 17,86 | 657 |
| | ZUS. | 36,7 | 0,4 | 18,46 | 678 |
| ALLE | 1 | 37,9 | 1,6 | 26,27 | 995 |
| | 2 | 37,4 | 1,1 | 22,44 | 841 |
| | 3 | 37,4 | 0,9 | 19,26 | 721 |
| | ZUS. | 37,6 | 1,3 | 23,79 | 896 |
| VERARB.IND.(OH.GEW.U.VERARB.V.STEINEN U.ERD.SOW.OH.BAUIND.) | | | | | |
| MAENNLICH | 1 | 37,8 | 1,5 | 26,54 | 1002 |
| | 2 | 37,4 | 1,2 | 23,59 | 884 |
| | 3 | 38,1 | 1,4 | 20,98 | 800 |
| | ZUS. | 37,7 | 1,4 | 25,08 | 945 |
| WEIBLICH | 1 | 37,1 | 0,4 | 20,71 | 768 |
| | 2 | 36,5 | 0,3 | 18,69 | 683 |
| | 3 | 36,7 | 0,4 | 17,86 | 657 |
| | ZUS. | 36,7 | 0,4 | 18,46 | 677 |
| ALLE | 1 | 37,8 | 1,5 | 26,34 | 994 |
| | 2 | 37,2 | 1,0 | 22,45 | 836 |
| | 3 | 37,3 | 0,8 | 19,23 | 718 |
| | ZUS. | 37,5 | 1,2 | 23,82 | 893 |
| VERARB.INDUSTR.(OH.G.U.V.V.STEINEN U. ERDEN), HOCH- U. TIEFBAU 1) | | | | | |
| MAENNLICH | 1 | 38,1 | 1,6 | 26,27 | 1002 |
| | 2 | 37,7 | 1,3 | 23,53 | 890 |
| | 3 | 38,4 | 1,4 | 20,86 | 802 |
| | ZUS. | 38,0 | 1,5 | 24,89 | 948 |
| WEIBLICH | 1 | 37,1 | 0,4 | 20,71 | 768 |
| | 2 | 36,5 | 0,3 | 18,70 | 683 |
| | 3 | 36,8 | 0,4 | 17,86 | 657 |
| | ZUS. | 36,7 | 0,4 | 18,47 | 678 |
| ALLE | 1 | 38,1 | 1,5 | 26,11 | 996 |
| | 2 | 37,5 | 1,1 | 22,50 | 845 |
| | 3 | 37,5 | 0,9 | 19,39 | 730 |
| | ZUS. | 37,8 | 1,3 | 23,84 | 903 |

1 (EINSCHL. HANDWERK)

| GESCHLECHT | LEISTUNGSGRUPPE | BEZAHLTE | MEHR- | BRUTTO- | BRUTTO- |
|--|-----------------|----------|----------|------------|---------|
| | | WOCHEN- | ARBEITS- | STUNDEN- | WOCHEN- |
| | | STUNDEN | | VERDIENSTE | |
| | | STD | | D M | |
| ELEKTRIZITÄTS-, GAS-, FERNWÄRME- UND WASSERVERSORGUNG | | | | | |
| MAENNLICH | 1 | 39,3 | 1,0 | 28,20 | 1109 |
| | 2 | 39,1 | 0,8 | 25,70 | 1006 |
| | 3 | 39,0 | 0,9 | 22,39 | 874 |
| | ZUS. | 39,3 | 1,0 | 27,96 | 1099 |
| WEIBLICH | 1 | 38,5 | 0,4 | 23,29 | 898 |
| | 2 | 38,9 | 0,5 | 20,43 | 795 |
| | 3 | 38,3 | 0,2 | 19,82 | 760 |
| | ZUS. | 38,6 | 0,4 | 20,95 | 809 |
| ALLE | 1 | 39,3 | 1,0 | 28,16 | 1107 |
| | 2 | 39,1 | 0,8 | 25,00 | 978 |
| | 3 | 38,6 | 0,5 | 20,74 | 800 |
| | ZUS. | 39,3 | 1,0 | 27,75 | 1090 |
| DARUNTER ELEKTRIZITÄTSVERSORGUNG | | | | | |
| MAENNLICH | 1 | 39,2 | 0,9 | 28,87 | 1131 |
| | 2 | 39,1 | 0,8 | 26,31 | 1029 |
| | 3 | 39,0 | 0,8 | 22,39 | 873 |
| | ZUS. | 39,2 | 0,9 | 28,61 | 1121 |
| WEIBLICH | 1 | 38,5 | 0,4 | 23,40 | 900 |
| | 2 | 38,8 | 0,6 | 20,56 | 799 |
| | 3 | 38,3 | 0,2 | 19,81 | 760 |
| | ZUS. | 38,5 | 0,4 | 21,03 | 811 |
| ALLE | 1 | 39,2 | 0,9 | 28,81 | 1129 |
| | 2 | 39,1 | 0,7 | 25,61 | 1001 |
| | 3 | 38,5 | 0,4 | 20,83 | 796 |
| | ZUS. | 39,2 | 0,9 | 28,36 | 1111 |
| BERGBAU | | | | | |
| MAENNLICH | 1 | 38,4 | 1,3 | 24,78 | 947 |
| | 2 | 39,1 | 1,5 | 22,25 | 866 |
| | 3 | 39,0 | 0,9 | 19,27 | 711 |
| | ZUS. | 38,5 | 1,3 | 24,33 | 932 |
| STEINKOHLBERGBAU UND -BRIKETHERSTELLUNG, KOKEREI | | | | | |
| MAENNLICH | 1 | 38,3 | 1,3 | 24,30 | 926 |
| | 2 | 38,2 | 1,0 | 19,11 | 724 |
| | 3 | 38,6 | 0,6 | 16,20 | 622 |
| | ZUS. | 38,3 | 1,2 | 23,77 | 906 |
| BRAUNKOHLBERGBAU UND -BRIKETHERSTELLUNG | | | | | |
| MAENNLICH | 1 | 39,8 | 1,8 | 29,05 | 1155 |
| | 2 | 39,9 | 2,0 | 27,07 | 1080 |
| | 3 | 39,5 | 1,6 | 24,43 | 865 |
| | ZUS. | 39,8 | 1,9 | 28,17 | 1121 |
| ERZBERGBAU, GEWINNUNG VON SPALT- UND BRUTSTOFFHALT. ERZEN | | | | | |
| MAENNLICH | 1 | . | . | . | . |
| | 2 | . | . | . | . |
| | 3 | . | . | . | . |
| | ZUS. | . | . | . | . |
| DARUNTER EISENERZBERGBAU | | | | | |
| MAENNLICH | 1 | . | . | . | . |
| | 2 | . | . | . | . |
| | 3 | . | . | . | . |
| | ZUS. | . | . | . | . |
| KALI- UND STEINSALZBERGBAU, SALINEN | | | | | |
| MAENNLICH | 1 | 37,2 | 0,8 | 24,42 | 901 |
| | 2 | 38,0 | 1,1 | 22,25 | 841 |
| | 3 | 37,7 | 0,9 | 19,23 | 719 |
| | ZUS. | 37,3 | 0,8 | 24,16 | 894 |
| ÜBRIGER BERGBAU 2), TORFGewinnung | | | | | |
| MAENNLICH | 1 | 40,2 | 1,7 | 27,92 | 1123 |
| | 2 | 41,1 | 2,0 | 21,18 | 869 |
| | 3 | 41,5 | 1,8 | 20,27 | 842 |
| | ZUS. | 40,6 | 1,6 | 25,41 | 1030 |

2) GEWINNUNG VON ERDOEL, ERDGAS; SONSTIGER BERGBAU.

**8 DURCHSCHNITTICHE WOCHENARBEITSZEITEN, BRUTTOSTUNDEN- UND BRUTTOWOCHENVERDIENSTE
NACH INDUSTRIEZWEIGEN UND LEISTUNGSGRUPPEN IM FRUEHEREN BUNDESGBIET (EINSCHL. BREMEN)
IM JAHRE 1993**

| GESCHLECHT | LEISTUNGSGRUPPE | BEZAHLTE | MEHR- | BRUTTO- | BRUTTO- |
|------------|-----------------|----------|----------|------------|---------|
| | | WOCHEN- | ARBEITS- | STUNDEN- | WOCHEN- |
| | | STUNDEN | STUNDEN | VERDIENSTE | |
| | | STD | | D M | |

| | | | | | |
|---|------|------|-----|-------|------|
| GRUNDSTOFF- UND PRODUKTIONSGUETERINDUSTRIE | | | | | |
| MAENNLICH | 1 | 38,9 | 1,8 | 26,58 | 1034 |
| | 2 | 38,8 | 1,6 | 23,90 | 928 |
| | 3 | 38,3 | 1,4 | 21,86 | 841 |
| | ZUS. | 38,8 | 1,7 | 26,14 | 976 |

| | | | | | |
|----------|------|------|-----|-------|-----|
| WEIBLICH | 1 | 37,8 | 0,4 | 22,55 | 851 |
| | 2 | 37,7 | 0,3 | 19,66 | 740 |
| | 3 | 37,3 | 0,3 | 18,53 | 690 |
| | ZUS. | 37,5 | 0,3 | 19,30 | 723 |

| | | | | | |
|------|------|------|-----|-------|------|
| ALLE | 1 | 38,9 | 1,8 | 26,53 | 1032 |
| | 2 | 38,7 | 1,5 | 23,57 | 913 |
| | 3 | 38,0 | 1,0 | 20,78 | 791 |
| | ZUS. | 38,7 | 1,6 | 24,69 | 956 |

| | | | | | |
|--|------|------|-----|-------|------|
| GEWINN.U.VERARB.VON STEINEN U. ERDEN (OH.VERARB.V.ASBEST) | | | | | |
| MAENNLICH | 1 | 42,9 | 4,5 | 24,05 | 1036 |
| | 2 | 42,8 | 4,4 | 22,49 | 968 |
| | 3 | 41,4 | 3,4 | 20,63 | 860 |
| | ZUS. | 42,7 | 4,3 | 23,00 | 987 |

| | | | | | |
|----------|------|------|-----|-------|-----|
| WEIBLICH | 1 | 38,4 | 1,2 | 21,77 | 834 |
| | 2 | 38,6 | 0,6 | 18,51 | 714 |
| | 3 | 37,6 | 0,5 | 18,07 | 680 |
| | ZUS. | 38,1 | 0,5 | 18,37 | 700 |

| | | | | | |
|------|------|------|-----|-------|------|
| ALLE | 1 | 42,9 | 4,5 | 24,05 | 1036 |
| | 2 | 42,7 | 4,3 | 22,39 | 961 |
| | 3 | 41,0 | 3,0 | 20,36 | 839 |
| | ZUS. | 42,6 | 4,2 | 22,89 | 979 |

| | | | | | |
|--|------|------|-----|-------|-----|
| METALLERZEUGUNG UND -BEARBEITUNG (OH.NE-METALLE USW.) | | | | | |
| MAENNLICH | 1 | 38,0 | 1,7 | 26,01 | 987 |
| | 2 | 37,0 | 1,2 | 23,41 | 869 |
| | 3 | 36,3 | 1,1 | 22,00 | 804 |
| | ZUS. | 37,5 | 1,5 | 24,94 | 937 |

| | | | | | |
|----------|------|------|-----|-------|-----|
| WEIBLICH | 1 | 36,5 | 0,4 | 20,53 | 750 |
| | 2 | 35,3 | 0,3 | 18,67 | 665 |
| | 3 | 36,0 | 0,4 | 17,67 | 637 |
| | ZUS. | 35,8 | 0,4 | 18,51 | 666 |

| | | | | | |
|------|------|------|-----|-------|-----|
| ALLE | 1 | 37,9 | 1,7 | 25,99 | 986 |
| | 2 | 37,0 | 1,2 | 23,30 | 864 |
| | 3 | 36,3 | 1,0 | 21,44 | 782 |
| | ZUS. | 37,5 | 1,5 | 24,81 | 932 |

| | | | | | |
|--|------|------|-----|-------|-----|
| DAVON EISENSCHAFFENDE INDUSTRIE | | | | | |
| MAENNLICH | 1 | 38,1 | 1,7 | 26,24 | 999 |
| | 2 | 37,3 | 1,1 | 23,55 | 879 |
| | 3 | 36,3 | 0,7 | 22,31 | 812 |
| | ZUS. | 37,8 | 1,5 | 25,34 | 957 |

| | | | | | |
|----------|------|------|-----|-------|-----|
| WEIBLICH | 1 | 36,9 | 0,4 | 20,09 | 742 |
| | 2 | 36,8 | 0,3 | 17,77 | 654 |
| | 3 | 36,6 | 0,4 | 17,36 | 635 |
| | ZUS. | 36,8 | 0,3 | 18,30 | 673 |

| | | | | | |
|------|------|------|-----|-------|-----|
| ALLE | 1 | 38,1 | 1,6 | 26,22 | 998 |
| | 2 | 37,3 | 1,1 | 23,47 | 875 |
| | 3 | 36,3 | 0,7 | 21,82 | 794 |
| | ZUS. | 37,8 | 1,4 | 25,26 | 954 |

| | | | | | |
|---|------|------|-----|-------|-----|
| EISEN-, STAHL- UND TEMPERGIESSEREI | | | | | |
| MAENNLICH | 1 | 36,2 | 1,6 | 25,17 | 915 |
| | 2 | 35,6 | 1,3 | 23,43 | 841 |
| | 3 | 34,9 | 1,2 | 22,46 | 785 |
| | ZUS. | 35,7 | 1,4 | 24,05 | 866 |

| | | | | | |
|----------|------|------|-----|-------|-----|
| WEIBLICH | 1 | 33,4 | 0,5 | 22,58 | 768 |
| | 2 | 31,7 | 0,4 | 20,63 | 674 |
| | 3 | 33,7 | 0,3 | 18,61 | 634 |
| | ZUS. | 32,7 | 0,3 | 18,92 | 666 |

| | | | | | |
|------|------|------|-----|-------|-----|
| ALLE | 1 | 36,2 | 1,6 | 25,15 | 914 |
| | 2 | 35,4 | 1,2 | 23,32 | 834 |
| | 3 | 34,7 | 1,1 | 22,07 | 778 |
| | ZUS. | 35,6 | 1,4 | 23,91 | 859 |

| | | | | | |
|----------------------------------|------|------|-----|-------|-----|
| ZIEHEREIEN, KALTWALZWERKE | | | | | |
| MAENNLICH | 1 | 38,3 | 2,2 | 24,47 | 939 |
| | 2 | 37,2 | 1,6 | 23,03 | 857 |
| | 3 | 37,6 | 1,9 | 21,49 | 811 |
| | ZUS. | 37,6 | 1,9 | 23,31 | 878 |

| | | | | | |
|----------|------|--------|-------|---------|-------|
| WEIBLICH | 1 | (37,8) | (1,3) | (21,38) | (811) |
| | 2 | 36,5 | 0,4 | 19,44 | 710 |
| | 3 | 36,2 | 0,4 | 18,55 | 672 |
| | ZUS. | 36,4 | 0,4 | 18,97 | 690 |

| | | | | | |
|------|------|------|-----|-------|-----|
| ALLE | 1 | 38,3 | 2,2 | 24,46 | 939 |
| | 2 | 37,1 | 1,6 | 22,88 | 850 |
| | 3 | 37,3 | 1,6 | 20,91 | 782 |
| | ZUS. | 37,5 | 1,8 | 23,07 | 867 |

| GESCHLECHT | LEISTUNGSGRUPPE | BEZAHLTE | MEHR- | BRUTTO- | BRUTTO- |
|------------|-----------------|----------|----------|------------|---------|
| | | WOCHEN- | ARBEITS- | STUNDEN- | WOCHEN- |
| | | STUNDEN | STUNDEN | VERDIENSTE | |
| | | STD | | D M | |

| | | | | | |
|---|------|------|-----|-------|-----|
| NE-METALLERZEUGUNG, NE-METALLHALBZEUGWERKE, NE-METALLGIESSEREI | | | | | |
| MAENNLICH | 1 | 37,5 | 1,5 | 26,54 | 994 |
| | 2 | 37,5 | 1,4 | 24,47 | 917 |
| | 3 | 37,3 | 1,3 | 23,11 | 866 |
| | ZUS. | 37,5 | 1,4 | 25,22 | 945 |

| | | | | | |
|----------|------|------|-----|-------|-----|
| WEIBLICH | 1 | 36,4 | 0,4 | 22,25 | 806 |
| | 2 | 36,1 | 0,3 | 19,86 | 715 |
| | 3 | 36,1 | 0,5 | 18,44 | 665 |
| | ZUS. | 36,1 | 0,4 | 19,19 | 692 |

| | | | | | |
|------|------|------|-----|-------|-----|
| ALLE | 1 | 37,5 | 1,5 | 26,49 | 992 |
| | 2 | 37,4 | 1,3 | 24,12 | 901 |
| | 3 | 36,9 | 1,1 | 21,81 | 808 |
| | ZUS. | 37,4 | 1,3 | 24,71 | 923 |

| | | | | | |
|------------------------------------|------|------|-----|-------|-----|
| DARUNTER NE-METALLGIESSEREI | | | | | |
| MAENNLICH | 1 | 36,3 | 1,1 | 25,24 | 913 |
| | 2 | 36,0 | 1,0 | 22,82 | 820 |
| | 3 | 36,7 | 0,9 | 20,43 | 750 |
| | ZUS. | 36,2 | 1,0 | 23,69 | 857 |

| | | | | | |
|----------|------|------|-----|-------|-----|
| WEIBLICH | 1 | 35,8 | 0,3 | 21,02 | 745 |
| | 2 | 35,0 | 0,3 | 19,67 | 689 |
| | 3 | 35,5 | 0,4 | 17,86 | 633 |
| | ZUS. | 35,4 | 0,4 | 18,51 | 654 |

| | | | | | |
|------|------|------|-----|-------|-----|
| ALLE | 1 | 36,3 | 1,0 | 25,19 | 911 |
| | 2 | 35,9 | 1,0 | 22,52 | 808 |
| | 3 | 36,2 | 0,7 | 19,39 | 702 |
| | ZUS. | 36,1 | 0,9 | 23,06 | 832 |

| | | | | | |
|-------------------------------|------|------|-----|-------|------|
| MINERALOELVERARBEITUNG | | | | | |
| MAENNLICH | 1 | 39,2 | 0,8 | 33,33 | 1305 |
| | 2 | 38,5 | 1,3 | 28,05 | 1105 |
| | 3 | 39,0 | 0,8 | 21,02 | 821 |
| | ZUS. | 39,2 | 0,9 | 32,24 | 1263 |

| | | | | | |
|----------|------|------|-----|-------|------|
| WEIBLICH | 1 | 39,2 | 0,7 | 27,73 | 1084 |
| | 2 | 38,9 | 0,5 | 22,17 | 859 |
| | 3 | 37,9 | 0,1 | 19,88 | 752 |
| | ZUS. | 38,7 | 0,4 | 23,00 | 887 |

| | | | | | |
|------|------|------|-----|-------|------|
| ALLE | 1 | 39,2 | 0,8 | 33,30 | 1303 |
| | 2 | 39,4 | 1,3 | 27,76 | 1093 |
| | 3 | 38,7 | 0,6 | 20,73 | 803 |
| | ZUS. | 39,2 | 0,9 | 32,06 | 1256 |

| | | | | | |
|--|------|------|-----|-------|------|
| CHEMISCHE INDUSTRIE (OHNE HERSTELLUNG VON CHEMIEFASERN) | | | | | |
| MAENNLICH | 1 | 38,8 | 0,7 | 28,78 | 1114 |
| | 2 | 38,9 | 0,8 | 25,39 | 986 |
| | 3 | 39,2 | 1,1 | 21,65 | 847 |
| | ZUS. | 38,9 | 0,8 | 26,97 | 1046 |

| | | | | | |
|----------|------|------|-----|-------|-----|
| WEIBLICH | 1 | 38,3 | 0,3 | 23,32 | 890 |
| | 2 | 38,1 | 0,2 | 20,01 | 761 |
| | 3 | 37,9 | 0,1 | 18,63 | 703 |
| | ZUS. | 38,0 | 0,2 | 19,64 | 745 |

| | | | | | |
|------|------|------|-----|-------|------|
| ALLE | 1 | 38,8 | 0,7 | 28,61 | 1107 |
| | 2 | 38,8 | 0,7 | 24,50 | 948 |
| | 3 | 38,4 | 0,5 | 19,84 | 759 |
| | ZUS. | 38,7 | 0,7 | 25,81 | 998 |

| | | | | | |
|-------------------------------------|------|------|-----|-------|------|
| HERSTELLUNG VON CHEMIEFASERN | | | | | |
| MAENNLICH | 1 | 38,0 | 0,3 | 26,95 | 1018 |
| | 2 | 38,0 | 0,2 | 26,06 | 985 |
| | 3 | 38,0 | 0,3 | 25,27 | 853 |
| | ZUS. | 38,0 | 0,2 | 26,02 | 983 |

| | | | | | |
|----------|------|--------|-----|---------|-------|
| WEIBLICH | 1 | (37,7) | | (22,76) | (854) |
| | 2 | 37,7 | 0,1 | 20,95 | 786 |
| | 3 | 38,0 | 0,5 | 19,46 | 733 |
| | ZUS. | 37,9 | 0,3 | 20,08 | 755 |

| | | | | | |
|------|------|------|-----|-------|------|
| ALLE | 1 | 38,0 | 0,3 | 26,90 | 1016 |
| | 2 | 38,0 | 0,2 | 25,73 | 972 |
| | 3 | 38,0 | 0,3 | 24,50 | 924 |
| | ZUS. | 38,0 | 0,2 | 25,56 | 965 |

| | | | | | |
|------------------------|------|------|-----|-------|-----|
| HOLZBEARBEITUNG | | | | | |
| MAENNLICH | 1 | 41,3 | 3,2 | 23,04 | 953 |
| | 2 | 40,4 | 2,2 | 20,51 | 829 |
| | 3 | 39,8 | 1,7 | 18,35 | 733 |
| | ZUS. | 40,6 | 2,5 | 21,19 | 863 |

| | | | | | |
|----------|------|------|-----|-------|-----|
| WEIBLICH | 1 | 36,7 | 0,5 | 20,84 | 771 |
| | 2 | 39,1 | 1,2 | 17,53 | 688 |
| | 3 | 37,7 | 0,6 | 17,28 | 649 |
| | ZUS. | 38,1 | 0,8 | 17,58 | 670 |

| | | | | | |
|------|------|------|-----|-------|-----|
| ALLE | 1 | 41,2 | 3,2 | 23,01 | 951 |
| | 2 | 40,3 | 2,1 | 20,33 | 821 |
| | 3 | 39,4 | 1,5 | 18,15 | 717 |
| | ZUS. | 40,5 | 2,4 | 20,95 | 850 |

**8 DURCHSCHNITTICHE WOCHENARBEITSZEITEN, BRUTTOSTUNDEN- UND BRUTTOWOCHENVERDIENSTE
NACH INDUSTRIEZWEIGEN UND LEISTUNGSGRUPPEN IM FRÜHEREN BUNDESGBEIT (EINSCHL. BREMEN)
IM JAHRE 1993**

| GESCHLECHT | LEISTUNGSGRUPPE | BEZAHLTE | MEHR- | BRUTTO- | BRUTTO- |
|---|-----------------|----------|----------|------------|------------|
| | | WOCHEN- | ARBEITS- | STUNDEN- | STUNDEN- |
| | | STUNDEN | STUNDEN | VERDIENSTE | VERDIENSTE |
| | | STD | | D M | |
| DAVON SÄGE-, HOBEL-, HOLZIMPRÄGNIER- UND FURNIERWERKE | | | | | |
| MAENNlich | 1 | 41,7 | 3,1 | 21,69 | 907 |
| | 2 | 41,0 | 2,1 | 19,17 | 789 |
| | 3 | 40,3 | 1,7 | 17,54 | 710 |
| | ZUS. | 41,1 | 2,4 | 19,78 | 816 |
| WEIBlich | 1 | 37,6 | 0,2 | 18,50 | 697 |
| | 2 | 38,5 | 1,0 | 18,04 | 695 |
| | 3 | 38,2 | 0,6 | 16,65 | 637 |
| | ZUS. | 38,3 | 0,7 | 17,13 | 656 |
| ALLE | 1 | 41,7 | 3,1 | 21,67 | 906 |
| | 2 | 40,8 | 2,0 | 19,12 | 784 |
| | 3 | 39,9 | 1,5 | 17,40 | 697 |
| | ZUS. | 40,9 | 2,3 | 19,62 | 806 |
| SPERRHOLZ-, HOLZFASERPLATTEN- UND HOLZSPANPLATTENWERKE | | | | | |
| MAENNlich | 1 | 40,8 | 3,3 | 24,67 | 1007 |
| | 2 | 39,6 | 2,3 | 22,14 | 878 |
| | 3 | 38,3 | 1,7 | 21,01 | 806 |
| | ZUS. | 40,0 | 2,7 | 23,19 | 928 |
| WEIBlich | 1 | 36,3 | 0,6 | 21,96 | 807 |
| | 2 | 39,6 | 1,3 | 17,13 | 682 |
| | 3 | 36,8 | 0,5 | 18,41 | 671 |
| | ZUS. | 38,0 | 0,9 | 18,13 | 688 |
| ALLE | 1 | 40,7 | 3,3 | 24,64 | 1004 |
| | 2 | 39,6 | 2,3 | 21,78 | 863 |
| | 3 | 37,9 | 1,4 | 20,34 | 770 |
| | ZUS. | 39,9 | 2,6 | 22,84 | 911 |
| ZELLSTOFF-, HOLZSCHLIFF-, PAPIER- UND PAPPEERZEUGUNG | | | | | |
| MAENNlich | 1 | 40,0 | 2,1 | 26,31 | 1051 |
| | 2 | 39,9 | 1,9 | 24,52 | 977 |
| | 3 | 40,1 | 2,3 | 22,91 | 820 |
| | ZUS. | 40,0 | 2,0 | 25,28 | 1009 |
| WEIBlich | 1 | 38,9 | 1,0 | 21,02 | 817 |
| | 2 | 38,4 | 0,7 | 18,59 | 712 |
| | 3 | 38,0 | 0,4 | 17,68 | 670 |
| | ZUS. | 38,2 | 0,5 | 18,14 | 691 |
| ALLE | 1 | 40,0 | 2,1 | 26,29 | 1050 |
| | 2 | 39,8 | 1,9 | 24,31 | 968 |
| | 3 | 39,6 | 1,8 | 21,64 | 857 |
| | ZUS. | 39,8 | 2,0 | 24,98 | 985 |
| GUMMIVERARBEITUNG, VERARBEITUNG VON ASBEST | | | | | |
| MAENNlich | 1 | 38,7 | 1,4 | 26,50 | 988 |
| | 2 | 37,7 | 0,7 | 23,64 | 894 |
| | 3 | 37,3 | 0,5 | 22,56 | 844 |
| | ZUS. | 37,9 | 0,9 | 23,96 | 910 |
| WEIBlich | 1 | 37,7 | 0,5 | 20,29 | 766 |
| | 2 | 37,2 | 0,3 | 19,20 | 716 |
| | 3 | 36,4 | 0,2 | 19,02 | 697 |
| | ZUS. | 36,6 | 0,3 | 19,10 | 704 |
| ALLE | 1 | 38,7 | 1,4 | 26,39 | 983 |
| | 2 | 37,7 | 0,7 | 23,23 | 877 |
| | 3 | 37,0 | 0,4 | 21,18 | 786 |
| | ZUS. | 37,7 | 0,8 | 23,15 | 875 |
| INVESTITIONSGÜTERINDUSTRIE | | | | | |
| MAENNlich | 1 | 37,0 | 1,4 | 26,95 | 995 |
| | 2 | 36,0 | 0,9 | 24,46 | 882 |
| | 3 | 37,0 | 1,2 | 21,42 | 793 |
| | ZUS. | 36,7 | 1,2 | 25,87 | 948 |
| WEIBlich | 1 | 36,1 | 0,4 | 23,12 | 832 |
| | 2 | 35,4 | 0,3 | 20,38 | 723 |
| | 3 | 35,9 | 0,3 | 19,15 | 689 |
| | ZUS. | 35,7 | 0,3 | 19,90 | 712 |
| ALLE | 1 | 36,9 | 1,3 | 26,87 | 991 |
| | 2 | 35,8 | 0,8 | 23,54 | 845 |
| | 3 | 36,3 | 0,6 | 20,02 | 728 |
| | ZUS. | 36,5 | 1,1 | 24,85 | 907 |
| STAHL-, LEICHTMETALL- UND SCHIENENFAHRZEUGBAU (OH. LOK. BAU.) | | | | | |
| MAENNlich | 1 | 39,3 | 2,6 | 26,20 | 1031 |
| | 2 | 39,7 | 2,4 | 22,08 | 879 |
| | 3 | 40,1 | 2,9 | 20,26 | 818 |
| | ZUS. | 39,4 | 2,6 | 25,07 | 990 |
| WEIBlich | 1 | 37,7 | 0,8 | 22,16 | 837 |
| | 2 | 37,4 | 0,6 | 19,89 | 747 |
| | 3 | 37,0 | 0,7 | 18,68 | 695 |
| | ZUS. | 37,3 | 0,7 | 19,65 | 735 |
| ALLE | 1 | 39,3 | 2,6 | 26,19 | 1030 |
| | 2 | 39,6 | 2,4 | 21,98 | 873 |
| | 3 | 39,5 | 2,5 | 19,99 | 796 |
| | ZUS. | 39,4 | 2,5 | 24,96 | 984 |

| GESCHLECHT | LEISTUNGSGRUPPE | BEZAHLTE | MEHR- | BRUTTO- | BRUTTO- |
|---|-----------------|----------|----------|------------|------------|
| | | WOCHEN- | ARBEITS- | STUNDEN- | STUNDEN- |
| | | STUNDEN | STUNDEN | VERDIENSTE | VERDIENSTE |
| | | STD | | D M | |
| MASCHINENBAU, LOKOMOTIVBAU | | | | | |
| MAENNlich | 1 | 37,0 | 1,7 | 28,36 | 974 |
| | 2 | 36,5 | 1,0 | 22,83 | 833 |
| | 3 | 36,2 | 1,1 | 21,49 | 778 |
| | ZUS. | 36,9 | 1,6 | 25,46 | 938 |
| WEIBlich | 1 | 35,8 | 0,5 | 22,76 | 813 |
| | 2 | 35,9 | 0,4 | 19,86 | 716 |
| | 3 | 35,8 | 0,4 | 19,45 | 696 |
| | ZUS. | 35,9 | 0,4 | 19,95 | 715 |
| ALLE | 1 | 37,0 | 1,7 | 28,32 | 972 |
| | 2 | 36,4 | 0,9 | 22,43 | 817 |
| | 3 | 36,0 | 0,7 | 20,40 | 734 |
| | ZUS. | 36,8 | 1,5 | 25,05 | 920 |
| STRASSENFAHRZEUGBAU; REPARATUR VON KRAFTFAHRZEUGEN USW. | | | | | |
| MAENNlich | 1 | 35,9 | 0,7 | 29,61 | 1060 |
| | 2 | 34,3 | 0,4 | 27,70 | 954 |
| | 3 | 35,2 | 0,7 | 23,49 | 827 |
| | ZUS. | 35,2 | 0,6 | 28,60 | 1008 |
| WEIBlich | 1 | 35,0 | 0,3 | 26,03 | 909 |
| | 2 | 33,9 | 0,2 | 24,49 | 834 |
| | 3 | 35,1 | 0,3 | 20,86 | 734 |
| | ZUS. | 34,4 | 0,2 | 23,27 | 804 |
| ALLE | 1 | 35,9 | 0,7 | 29,55 | 1058 |
| | 2 | 34,2 | 0,4 | 27,28 | 938 |
| | 3 | 35,2 | 0,6 | 22,27 | 784 |
| | ZUS. | 35,2 | 0,6 | 28,08 | 988 |
| DARUNTER HERST.V.KRAFTFAHRZEUGEN U.KRAFTFAHRZEUGMOTOREN | | | | | |
| MAENNlich | 1 | 35,8 | 0,7 | 30,94 | 1103 |
| | 2 | 33,9 | 0,4 | 29,03 | 990 |
| | 3 | 32,3 | 0,2 | 26,74 | 852 |
| | ZUS. | 35,0 | 0,5 | 30,14 | 1055 |
| WEIBlich | 1 | 34,9 | 0,2 | 27,34 | 949 |
| | 2 | 33,6 | 0,1 | 26,85 | 910 |
| | 3 | 32,4 | 0,1 | 25,07 | 808 |
| | ZUS. | 33,6 | 0,2 | 26,74 | 905 |
| ALLE | 1 | 35,8 | 0,6 | 30,88 | 1101 |
| | 2 | 33,9 | 0,4 | 28,77 | 980 |
| | 3 | 32,3 | 0,2 | 26,21 | 838 |
| | ZUS. | 34,9 | 0,5 | 29,92 | 1045 |
| SCHIFFBAU | | | | | |
| MAENNlich | 1 | 38,7 | 3,7 | 27,38 | 1066 |
| | 2 | 38,1 | 2,4 | 22,09 | 843 |
| | 3 | 36,3 | 1,8 | 19,38 | 707 |
| | ZUS. | 38,6 | 3,6 | 27,01 | 1049 |
| WEIBlich | 1 | 38,4 | 2,7 | 25,42 | 981 |
| | 2 | (37,0) | (0,7) | (19,25) | (716) |
| | 3 | (36,8) | (1,1) | (17,65) | (647) |
| | ZUS. | 37,7 | 1,9 | 22,56 | 855 |
| ALLE | 1 | 38,7 | 3,7 | 27,38 | 1065 |
| | 2 | 38,0 | 2,4 | 22,02 | 839 |
| | 3 | 36,4 | 1,7 | 19,17 | 699 |
| | ZUS. | 38,6 | 3,6 | 26,98 | 1048 |
| LUFT- UND RAUMFAHRZEUGBAU | | | | | |
| MAENNlich | 1 | 36,7 | 0,5 | 28,26 | 1026 |
| | 2 | 36,7 | 0,4 | 22,98 | 834 |
| | 3 | 37,9 | 0,8 | 18,33 | 686 |
| | ZUS. | 36,7 | 0,5 | 27,93 | 1014 |
| WEIBlich | 1 | 36,4 | 0,2 | 24,28 | 875 |
| | 2 | 35,9 | 0,2 | 21,31 | 766 |
| | 3 | 35,9 | 0,1 | 20,62 | 732 |
| | ZUS. | 36,1 | 0,2 | 22,32 | 802 |
| ALLE | 1 | 36,7 | 0,5 | 28,15 | 1022 |
| | 2 | 36,4 | 0,3 | 22,34 | 807 |
| | 3 | 36,2 | 0,2 | 20,20 | 724 |
| | ZUS. | 36,7 | 0,5 | 27,56 | 1000 |
| ELEKTROTECHNIK; REPARATUR VON ELEKTR. GERÄTEN F.D. HAUSH. | | | | | |
| MAENNlich | 1 | 37,2 | 1,1 | 25,91 | 964 |
| | 2 | 36,7 | 0,8 | 22,55 | 827 |
| | 3 | 37,2 | 1,0 | 21,22 | 790 |
| | ZUS. | 37,1 | 1,0 | 24,71 | 916 |
| WEIBlich | 1 | 36,3 | 0,4 | 22,03 | 799 |
| | 2 | 35,5 | 0,3 | 19,34 | 687 |
| | 3 | 35,9 | 0,3 | 19,17 | 689 |
| | ZUS. | 35,8 | 0,3 | 19,39 | 694 |
| ALLE | 1 | 37,2 | 1,1 | 25,75 | 957 |
| | 2 | 36,1 | 0,5 | 21,04 | 759 |
| | 3 | 36,2 | 0,4 | 19,61 | 710 |
| | ZUS. | 36,6 | 0,8 | 22,82 | 835 |

**8 DURCHSCHNITTliche WOCHENARBEITSZEITEN, BRUTTOSTUNDEN- UND BRUTTOWOCHENVERDIENSTE
NACH INDUSTRIEZWEIGEN UND LEISTUNGSGRUPPEN IM FRUEHEREN BUNDESGBEIT (EINSCHL. BREMEN)
IM JAHRE 1993**

| GESCHLECHT | LEISTUNGSGRUPPE | BEZAHLTE | MEHR- | BRUTTO- | BRUTTO- |
|---|-----------------|----------|----------|------------|------------|
| | | WOCHEN- | ARBEITS- | STUNDEN- | WOCHEN- |
| | | STUNDEN | | VERDIENSTE | VERDIENSTE |
| | | STD | | D M | |
| FEINMECHANIK, OPTIK, HERSTELLUNG VON UHREN USW. | | | | | |
| MAENNlich | 1 | 36,9 | 0,7 | 25,15 | 925 |
| | 2 | 37,3 | 0,6 | 21,97 | 818 |
| | 3 | 37,1 | 0,6 | 20,19 | 747 |
| | ZUS. | 37,0 | 0,7 | 23,98 | 885 |
| WEIBlich | 1 | 37,1 | 0,3 | 21,48 | 794 |
| | 2 | 36,8 | 0,2 | 18,90 | 695 |
| | 3 | 36,6 | 0,3 | 19,14 | 699 |
| | ZUS. | 36,8 | 0,2 | 19,24 | 706 |
| ALLE | 1 | 36,9 | 0,7 | 24,85 | 915 |
| | 2 | 37,0 | 0,4 | 20,32 | 751 |
| | 3 | 36,7 | 0,3 | 18,35 | 708 |
| | ZUS. | 36,9 | 0,5 | 22,12 | 814 |
| HERST.V.EBM-WAREN,STAHLVERFORM.,OBERFLAECHEVEREDL.,HAERTUNG | | | | | |
| MAENNlich | 1 | 37,5 | 1,6 | 24,67 | 926 |
| | 2 | 37,6 | 1,7 | 21,99 | 829 |
| | 3 | 37,8 | 1,5 | 20,62 | 781 |
| | ZUS. | 37,6 | 1,6 | 23,00 | 866 |
| WEIBlich | 1 | 36,2 | 0,5 | 21,58 | 780 |
| | 2 | 36,4 | 0,5 | 18,83 | 684 |
| | 3 | 36,2 | 0,5 | 18,18 | 658 |
| | ZUS. | 36,3 | 0,5 | 18,47 | 670 |
| ALLE | 1 | 37,5 | 1,6 | 24,62 | 923 |
| | 2 | 37,4 | 1,5 | 21,51 | 806 |
| | 3 | 37,0 | 1,0 | 19,42 | 719 |
| | ZUS. | 37,3 | 1,4 | 22,12 | 826 |
| HERST.V.BUEROMASCHINEN,DATENVERARB.GERAETEN U. -EINRICHTUNGEN | | | | | |
| MAENNlich | 1 | 36,5 | 0,6 | 26,99 | 985 |
| | 2 | 37,4 | 0,9 | 21,88 | 810 |
| | 3 | 37,1 | 0,8 | 21,54 | 789 |
| | ZUS. | 36,8 | 0,7 | 25,31 | 930 |
| WEIBlich | 1 | 36,6 | 0,4 | 27,22 | 996 |
| | 2 | 36,5 | 0,3 | 20,02 | 730 |
| | 3 | 36,1 | 0,2 | 18,53 | 705 |
| | ZUS. | 36,3 | 0,3 | 20,89 | 759 |
| ALLE | 1 | 36,5 | 0,6 | 27,02 | 986 |
| | 2 | 36,9 | 0,5 | 20,78 | 766 |
| | 3 | 36,4 | 0,4 | 20,14 | 733 |
| | ZUS. | 36,6 | 0,5 | 23,71 | 867 |
| VERBRAUCHSGUETERINDUSTRIE | | | | | |
| MAENNlich | 1 | 39,0 | 1,8 | 25,09 | 979 |
| | 2 | 38,9 | 1,6 | 21,51 | 837 |
| | 3 | 38,9 | 1,4 | 20,06 | 781 |
| | ZUS. | 38,9 | 1,7 | 23,02 | 897 |
| WEIBlich | 1 | 37,6 | 0,4 | 19,93 | 711 |
| | 2 | 37,2 | 0,3 | 16,83 | 626 |
| | 3 | 37,3 | 0,4 | 16,38 | 610 |
| | ZUS. | 37,3 | 0,4 | 16,94 | 631 |
| ALLE | 1 | 38,8 | 1,7 | 24,38 | 947 |
| | 2 | 38,2 | 1,1 | 19,74 | 755 |
| | 3 | 38,0 | 0,8 | 18,01 | 684 |
| | ZUS. | 38,4 | 1,2 | 21,07 | 809 |
| FEINKERAMIK | | | | | |
| MAENNlich | 1 | 38,2 | 1,5 | 21,72 | 826 |
| | 2 | 38,9 | 1,8 | 20,28 | 786 |
| | 3 | 38,9 | 1,7 | 18,63 | 723 |
| | ZUS. | 38,6 | 1,7 | 20,37 | 785 |
| WEIBlich | 1 | 36,5 | 0,2 | 19,41 | 709 |
| | 2 | 35,9 | 0,5 | 16,66 | 596 |
| | 3 | 35,5 | 0,2 | 16,35 | 578 |
| | ZUS. | 35,6 | 0,3 | 16,51 | 586 |
| ALLE | 1 | 38,1 | 1,4 | 21,56 | 818 |
| | 2 | 38,2 | 1,5 | 19,57 | 747 |
| | 3 | 36,4 | 0,7 | 17,04 | 619 |
| | ZUS. | 37,4 | 1,1 | 18,83 | 702 |
| HERSTELLUNG UND VERARBEITUNG VON GLAS | | | | | |
| MAENNlich | 1 | 38,9 | 1,5 | 25,18 | 982 |
| | 2 | 39,6 | 1,6 | 21,85 | 868 |
| | 3 | 38,9 | 1,5 | 21,51 | 841 |
| | ZUS. | 39,2 | 1,5 | 23,43 | 920 |
| WEIBlich | 1 | 37,3 | 0,5 | 19,88 | 739 |
| | 2 | 38,3 | 0,5 | 17,07 | 655 |
| | 3 | 37,3 | 0,4 | 16,08 | 601 |
| | ZUS. | 37,6 | 0,4 | 16,63 | 626 |
| ALLE | 1 | 38,9 | 1,5 | 25,09 | 977 |
| | 2 | 39,4 | 1,5 | 21,22 | 839 |
| | 3 | 38,3 | 1,1 | 19,41 | 745 |
| | ZUS. | 38,9 | 1,4 | 22,49 | 878 |

| GESCHLECHT | LEISTUNGSGRUPPE | BEZAHLTE | MEHR- | BRUTTO- | BRUTTO- |
|---|-----------------|----------|----------|------------|------------|
| | | WOCHEN- | ARBEITS- | STUNDEN- | WOCHEN- |
| | | STUNDEN | STUNDEN | VERDIENSTE | VERDIENSTE |
| | | STD | | D M | |
| HOLZVERARBEITUNG; REP. VON GEBRAUCHSGUETERN AUS HOLZ U. AE. | | | | | |
| MAENNlich | 1 | 39,2 | 2,1 | 23,93 | 940 |
| | 2 | 38,9 | 1,6 | 21,67 | 844 |
| | 3 | 39,1 | 1,6 | 20,09 | 788 |
| | ZUS. | 39,1 | 1,8 | 22,53 | 882 |
| WEIBlich | 1 | 37,7 | 0,5 | 19,86 | 749 |
| | 2 | 37,4 | 0,4 | 18,13 | 677 |
| | 3 | 37,4 | 0,6 | 18,21 | 682 |
| | ZUS. | 37,4 | 0,5 | 18,35 | 687 |
| ALLE | 1 | 39,2 | 2,0 | 23,75 | 931 |
| | 2 | 38,6 | 1,3 | 20,93 | 808 |
| | 3 | 38,5 | 1,2 | 19,38 | 747 |
| | ZUS. | 38,8 | 1,6 | 21,80 | 847 |
| HERST.V.MUSIKINSTR.,SPIELWAREN,SPORTGERAETEN,SCHMUCK U.AE. | | | | | |
| MAENNlich | 1 | 36,8 | 0,8 | 23,60 | 873 |
| | 2 | 38,2 | 0,8 | 19,74 | 755 |
| | 3 | 37,9 | 1,1 | 18,37 | 697 |
| | ZUS. | 37,5 | 0,8 | 21,60 | 811 |
| WEIBlich | 1 | 36,8 | 0,5 | 19,38 | 716 |
| | 2 | 37,0 | 0,3 | 16,71 | 619 |
| | 3 | 36,9 | 0,4 | 16,84 | 622 |
| | ZUS. | 36,9 | 0,4 | 17,19 | 636 |
| ALLE | 1 | 36,8 | 0,7 | 22,72 | 840 |
| | 2 | 37,6 | 0,5 | 18,22 | 686 |
| | 3 | 37,2 | 0,6 | 17,21 | 640 |
| | ZUS. | 37,2 | 0,6 | 19,59 | 730 |
| PAPIER- UND PAPPEVERARBEITUNG | | | | | |
| MAENNlich | 1 | 39,5 | 2,3 | 24,95 | 987 |
| | 2 | 39,1 | 1,9 | 21,45 | 839 |
| | 3 | 39,4 | 1,9 | 19,11 | 753 |
| | ZUS. | 39,3 | 2,0 | 22,77 | 896 |
| WEIBlich | 1 | 37,4 | 0,8 | 20,57 | 769 |
| | 2 | 37,2 | 0,4 | 17,51 | 652 |
| | 3 | 37,6 | 0,5 | 16,01 | 602 |
| | ZUS. | 37,4 | 0,5 | 17,00 | 636 |
| ALLE | 1 | 39,4 | 2,2 | 24,76 | 977 |
| | 2 | 38,5 | 1,4 | 20,23 | 779 |
| | 3 | 38,3 | 1,0 | 17,21 | 659 |
| | ZUS. | 38,7 | 1,6 | 21,14 | 820 |
| DRUCKEREI, VERVIELFAELTIGUNG | | | | | |
| MAENNlich | 1 | 38,8 | 1,9 | 29,92 | 1162 |
| | 2 | 38,8 | 1,9 | 25,16 | 978 |
| | 3 | 39,3 | 2,1 | 24,20 | 952 |
| | ZUS. | 38,9 | 1,9 | 28,20 | 1097 |
| WEIBlich | 1 | 37,8 | 0,9 | 25,24 | 955 |
| | 2 | 37,4 | 0,7 | 20,62 | 772 |
| | 3 | 37,4 | 0,6 | 18,07 | 675 |
| | ZUS. | 37,5 | 0,7 | 20,95 | 786 |
| ALLE | 1 | 38,7 | 1,8 | 29,52 | 1144 |
| | 2 | 38,5 | 1,6 | 23,99 | 923 |
| | 3 | 38,4 | 1,4 | 21,28 | 817 |
| | ZUS. | 38,6 | 1,7 | 26,84 | 1037 |
| HERSTELLUNG VON KUNSTSTOFFWAREN | | | | | |
| MAENNlich | 1 | 39,3 | 1,8 | 24,06 | 944 |
| | 2 | 38,8 | 1,3 | 21,35 | 829 |
| | 3 | 38,6 | 1,1 | 19,73 | 763 |
| | ZUS. | 39,0 | 1,4 | 22,14 | 863 |
| WEIBlich | 1 | 38,0 | 0,5 | 18,93 | 719 |
| | 2 | 37,6 | 0,3 | 16,64 | 626 |
| | 3 | 37,6 | 0,4 | 16,45 | 620 |
| | ZUS. | 37,6 | 0,4 | 16,67 | 628 |
| ALLE | 1 | 39,2 | 1,7 | 23,81 | 933 |
| | 2 | 38,5 | 1,0 | 20,28 | 782 |
| | 3 | 38,1 | 0,7 | 18,04 | 688 |
| | ZUS. | 38,6 | 1,2 | 20,77 | 802 |
| LEDERERZEUGUNG | | | | | |
| MAENNlich | 1 | 41,1 | 2,6 | 21,07 | 870 |
| | 2 | 40,7 | 2,2 | 19,57 | 799 |
| | 3 | 39,0 | 1,2 | 17,50 | 683 |
| | ZUS. | 40,5 | 2,2 | 19,83 | 807 |
| WEIBlich | 1 | 39,6 | 1,4 | 18,17 | 722 |
| | 2 | 39,5 | 1,4 | 16,65 | 660 |
| | 3 | 37,8 | 0,3 | 15,29 | 584 |
| | ZUS. | 38,5 | 0,8 | 16,04 | 623 |
| ALLE | 1 | 41,0 | 2,5 | 20,89 | 860 |
| | 2 | 40,4 | 2,0 | 18,89 | 766 |
| | 3 | 38,4 | 0,8 | 16,40 | 633 |
| | ZUS. | 40,0 | 1,8 | 18,90 | 760 |

**8 DURCHSCHNITTliche WOCHENARBEITSZEITEN, BRUTTOSTUNDEN- UND BRUTTOWOCHENVERDIENSTE
NACH INDUSTRIEZWEIGEN UND LEISTUNGSGRUPPEN IM FRÜHEREN BUNDESGBEIT (EINSCHL. BREMEN)
IM JAHRE 1993**

| GESCHLECHT | LEISTUNGSGRUPPE | BEZAHLTE | MEHR- | BRUTTO- | BRUTTO- |
|---|-----------------|----------|------------|----------|---------|
| | | WOCHEN- | ARBEITS- | STUNDEN- | WOCHEN- |
| | | STUNDEN | VERDIENSTE | STD | D M |
| LEDERVERARBEITUNG (OHNE HERSTELLUNG VON SCHUHEN) | | | | | |
| MAENNlich | 1 | 38,7 | 0,8 | 19,87 | 759 |
| | 2 | 38,6 | 0,9 | 18,12 | 700 |
| | 3 | 39,2 | 1,9 | 18,35 | 638 |
| | ZUS. | 38,7 | 0,9 | 18,64 | 721 |
| WEIBlich | 1 | 37,6 | 0,1 | 15,87 | 595 |
| | 2 | 38,9 | 0,2 | 14,95 | 552 |
| | 3 | 37,2 | 0,2 | 13,72 | 510 |
| | ZUS. | 37,1 | 0,2 | 14,70 | 546 |
| ALLE | 1 | 38,2 | 0,4 | 18,13 | 692 |
| | 2 | 37,4 | 0,4 | 15,82 | 591 |
| | 3 | 37,5 | 0,5 | 14,14 | 529 |
| | ZUS. | 37,6 | 0,4 | 15,99 | 601 |
| HERSTELLUNG VON SCHUHEN; REPARATUR VON SCHUHEN USW. | | | | | |
| MAENNlich | 1 | 39,3 | 0,9 | 19,72 | 772 |
| | 2 | 39,2 | 0,7 | 18,12 | 709 |
| | 3 | 38,7 | 0,8 | 18,09 | 621 |
| | ZUS. | 39,2 | 0,8 | 18,69 | 730 |
| WEIBlich | 1 | 38,5 | 0,2 | 16,20 | 624 |
| | 2 | 38,0 | 0,2 | 15,51 | 588 |
| | 3 | 37,8 | 0,2 | 15,09 | 569 |
| | ZUS. | 38,1 | 0,2 | 15,66 | 591 |
| ALLE | 1 | 39,0 | 0,6 | 18,26 | 710 |
| | 2 | 38,4 | 0,4 | 16,40 | 629 |
| | 3 | 38,0 | 0,3 | 15,32 | 580 |
| | ZUS. | 38,5 | 0,4 | 16,82 | 646 |
| TEXTILGEWERBE | | | | | |
| MAENNlich | 1 | 38,7 | 1,8 | 22,09 | 857 |
| | 2 | 38,6 | 1,7 | 20,31 | 786 |
| | 3 | 38,7 | 1,5 | 18,32 | 710 |
| | ZUS. | 38,7 | 1,7 | 20,93 | 811 |
| WEIBlich | 1 | 36,7 | 0,4 | 18,32 | 672 |
| | 2 | 36,8 | 0,4 | 16,88 | 621 |
| | 3 | 37,1 | 0,3 | 16,05 | 596 |
| | ZUS. | 36,8 | 0,4 | 16,85 | 621 |
| ALLE | 1 | 38,4 | 1,6 | 21,54 | 829 |
| | 2 | 37,7 | 1,1 | 18,75 | 710 |
| | 3 | 37,6 | 0,7 | 16,83 | 634 |
| | ZUS. | 37,9 | 1,2 | 19,36 | 736 |
| DARUNTER SPINNEREI, ZWIRNEREI, HANDELSF. AUFMACHUNG V. GARNEN | | | | | |
| MAENNlich | 1 | 38,5 | 1,4 | 22,23 | 855 |
| | 2 | 38,0 | 1,3 | 20,91 | 798 |
| | 3 | 38,0 | 1,1 | 18,70 | 712 |
| | ZUS. | 38,2 | 1,3 | 21,22 | 812 |
| WEIBlich | 1 | 37,3 | 0,5 | 18,69 | 696 |
| | 2 | 36,1 | 0,3 | 17,06 | 617 |
| | 3 | 35,7 | 0,2 | 16,01 | 571 |
| | ZUS. | 36,1 | 0,3 | 16,93 | 611 |
| ALLE | 1 | 38,4 | 1,3 | 22,06 | 847 |
| | 2 | 37,3 | 0,9 | 19,47 | 728 |
| | 3 | 36,7 | 0,6 | 17,19 | 631 |
| | ZUS. | 37,5 | 1,0 | 19,88 | 747 |
| WEBEREI (OHNE WEBEREIEN DES SONSTIGEN TEXTILGEWERBES) | | | | | |
| MAENNlich | 1 | 37,5 | 1,1 | 21,93 | 825 |
| | 2 | 37,8 | 1,2 | 19,98 | 759 |
| | 3 | 38,5 | 1,5 | 18,76 | 723 |
| | ZUS. | 37,7 | 1,2 | 20,87 | 790 |
| WEIBlich | 1 | 37,1 | 0,4 | 18,48 | 685 |
| | 2 | 36,7 | 0,4 | 16,93 | 623 |
| | 3 | 37,1 | 0,3 | 15,76 | 584 |
| | ZUS. | 36,9 | 0,4 | 17,02 | 628 |
| ALLE | 1 | 37,5 | 1,0 | 21,39 | 803 |
| | 2 | 37,3 | 0,8 | 18,88 | 700 |
| | 3 | 37,7 | 0,8 | 17,14 | 647 |
| | ZUS. | 37,4 | 0,9 | 19,59 | 735 |
| BEKLEIDUNGSGEWERBE | | | | | |
| MAENNlich | 1 | 39,9 | 2,0 | 21,03 | 837 |
| | 2 | 39,6 | 1,9 | 19,09 | 758 |
| | 3 | 39,5 | 1,5 | 17,50 | 691 |
| | ZUS. | 39,7 | 1,9 | 19,61 | 779 |
| WEIBlich | 1 | 37,7 | 0,2 | 16,43 | 618 |
| | 2 | 37,2 | 0,2 | 15,87 | 589 |
| | 3 | 37,9 | 0,4 | 14,54 | 550 |
| | ZUS. | 37,4 | 0,2 | 15,78 | 589 |
| ALLE | 1 | 38,3 | 0,8 | 17,84 | 682 |
| | 2 | 37,4 | 0,4 | 16,23 | 606 |
| | 3 | 38,2 | 0,8 | 15,12 | 577 |
| | ZUS. | 37,8 | 0,5 | 16,43 | 619 |

| GESCHLECHT | LEISTUNGSGRUPPE | BEZAHLTE | MEHR- | BRUTTO- | BRUTTO- |
|--|-----------------|----------|------------|----------|---------|
| | | WOCHEN- | ARBEITS- | STUNDEN- | WOCHEN- |
| | | STUNDEN | VERDIENSTE | STD | D M |
| NAHRUNGS- UND GENUSSMITTELINDUSTRIE | | | | | |
| MAENNlich | 1 | 41,6 | 3,3 | 24,46 | 1020 |
| | 2 | 41,8 | 3,3 | 21,73 | 910 |
| | 3 | 41,0 | 2,8 | 19,35 | 794 |
| | ZUS. | 41,6 | 3,3 | 22,78 | 948 |
| WEIBlich | 1 | 38,8 | 1,0 | 20,58 | 798 |
| | 2 | 38,8 | 0,8 | 17,99 | 699 |
| | 3 | 38,7 | 0,7 | 15,47 | 599 |
| | ZUS. | 38,7 | 0,7 | 16,34 | 633 |
| ALLE | 1 | 41,5 | 3,3 | 24,35 | 1013 |
| | 2 | 41,2 | 2,8 | 20,94 | 863 |
| | 3 | 39,6 | 1,5 | 17,00 | 673 |
| | ZUS. | 40,8 | 2,6 | 21,13 | 864 |
| DARUNTER BROT- UND BACKWARENINDUSTRIE | | | | | |
| MAENNlich | 1 | 42,4 | 4,2 | 23,63 | 999 |
| | 2 | 41,3 | 2,9 | 21,71 | 895 |
| | 3 | 41,7 | 3,7 | 19,22 | 798 |
| | ZUS. | 41,9 | 3,7 | 22,19 | 927 |
| WEIBlich | 1 | 40,7 | 2,7 | 18,60 | 757 |
| | 2 | 40,2 | 1,9 | 17,68 | 707 |
| | 3 | 39,2 | 1,3 | 15,82 | 619 |
| | ZUS. | 39,4 | 1,5 | 16,19 | 636 |
| ALLE | 1 | 42,3 | 4,2 | 23,48 | 992 |
| | 2 | 41,2 | 2,8 | 21,42 | 881 |
| | 3 | 40,4 | 2,5 | 17,54 | 707 |
| | ZUS. | 41,4 | 3,3 | 21,07 | 870 |
| OBST- UND GEMUESEVERARBEITUNG | | | | | |
| MAENNlich | 1 | 42,9 | 3,9 | 23,10 | 992 |
| | 2 | 42,7 | 4,1 | 19,99 | 854 |
| | 3 | 40,8 | 2,7 | 18,77 | 789 |
| | ZUS. | 42,3 | 3,7 | 20,91 | 886 |
| WEIBlich | 1 | 37,1 | 1,0 | 19,15 | 721 |
| | 2 | 38,6 | 0,7 | 16,65 | 644 |
| | 3 | 39,0 | 0,9 | 15,40 | 602 |
| | ZUS. | 38,9 | 0,9 | 15,80 | 615 |
| ALLE | 1 | 42,7 | 3,8 | 22,98 | 993 |
| | 2 | 41,8 | 3,4 | 19,34 | 810 |
| | 3 | 39,8 | 1,7 | 16,93 | 675 |
| | ZUS. | 41,3 | 2,9 | 19,49 | 806 |
| SCHLACHTHAEUSER (OH. KOM. SCHLACHTHOEFEE.), FLEISCHVERARB. | | | | | |
| MAENNlich | 1 | 41,6 | 2,8 | 23,68 | 986 |
| | 2 | 42,9 | 3,4 | 20,90 | 898 |
| | 3 | 41,4 | 2,8 | 18,75 | 776 |
| | ZUS. | 42,0 | 3,0 | 21,55 | 905 |
| WEIBlich | 1 | 38,9 | 0,7 | 19,02 | 741 |
| | 2 | 39,6 | 0,8 | 16,31 | 646 |
| | 3 | 39,2 | 0,8 | 16,11 | 632 |
| | ZUS. | 39,3 | 0,8 | 16,24 | 639 |
| ALLE | 1 | 41,5 | 2,7 | 23,54 | 978 |
| | 2 | 42,1 | 2,8 | 19,87 | 837 |
| | 3 | 40,1 | 1,7 | 17,18 | 689 |
| | ZUS. | 41,1 | 2,3 | 19,88 | 818 |
| FISCHVERARBEITUNG | | | | | |
| MAENNlich | 1 | 43,8 | 5,1 | 21,76 | 949 |
| | 2 | 42,8 | 4,2 | 19,54 | 837 |
| | 3 | 42,4 | 4,2 | 18,30 | 775 |
| | ZUS. | 42,8 | 4,4 | 19,55 | 837 |
| WEIBlich | 1 | 39,4 | 1,0 | 15,30 | 603 |
| | 2 | 40,1 | 1,7 | 15,00 | 602 |
| | 3 | 38,9 | 0,9 | 14,26 | 554 |
| | ZUS. | 39,1 | 1,0 | 14,44 | 565 |
| ALLE | 1 | 43,0 | 4,5 | 20,95 | 902 |
| | 2 | 41,7 | 3,2 | 17,78 | 742 |
| | 3 | 40,0 | 1,9 | 15,58 | 622 |
| | ZUS. | 40,8 | 2,5 | 16,85 | 687 |
| BRAUEREI, MÄLZEREI | | | | | |
| MAENNlich | 1 | 40,4 | 2,2 | 25,37 | 1024 |
| | 2 | 41,4 | 3,0 | 24,84 | 1023 |
| | 3 | 39,2 | 1,2 | 22,57 | 884 |
| | ZUS. | 40,4 | 2,3 | 25,08 | 1015 |
| WEIBlich | 1 | 38,5 | 0,6 | 24,34 | 935 |
| | 2 | 39,8 | 0,8 | 20,80 | 829 |
| | 3 | 38,7 | 0,5 | 20,16 | 779 |
| | ZUS. | 38,8 | 0,6 | 21,41 | 830 |
| ALLE | 1 | 40,3 | 2,2 | 25,37 | 1024 |
| | 2 | 41,4 | 3,0 | 24,57 | 1019 |
| | 3 | 39,1 | 1,1 | 22,23 | 899 |
| | ZUS. | 40,4 | 2,2 | 25,01 | 1011 |

**8 DURCHSCHNITTICHE WOCHENARBEITSZEITEN, BRUTTOSTUNDEN- UND BRUTTOWOCHENVERDIENSTE
NACH INDUSTRIEZWEIGEN UND LEISTUNGSGRUPPEN IM FRUEHEREN BUNDESGBIET (EINSCHL. BREMEN)
IM JAHRE 1993**

| GESCHLECHT | LEISTUNGSGRUPPE | BEZAHLTE | MEHR- | BRUTTO- | BRUTTO- |
|--|-----------------|----------|----------|------------|------------|
| | | WOCHEN- | ARBEITS- | STUNDEN- | WOCHEN- |
| | | STUNDEN | STUNDEN | VERDIENSTE | VERDIENSTE |
| | | STD | | D M | |
| TABAKVERARBEITUNG | | | | | |
| MAENNLICH | 1 | 37,7 | 0,6 | 30,92 | 1186 |
| | 2 | 37,4 | 0,3 | 23,39 | 874 |
| | 3 | 37,3 | 0,6 | 23,39 | 873 |
| | ZUS. | 37,5 | 0,5 | 27,00 | 1013 |
| WEIBLICH | 1 | 37,3 | 0,2 | 24,63 | 920 |
| | 2 | 37,3 | 0,2 | 23,39 | 872 |
| | 3 | 37,5 | 0,2 | 17,87 | 670 |
| | ZUS. | 37,3 | 0,2 | 21,59 | 807 |
| ALLE | 1 | 37,6 | 0,6 | 29,85 | 1124 |
| | 2 | 37,3 | 0,3 | 23,39 | 873 |
| | 3 | 37,4 | 0,4 | 20,57 | 770 |
| | ZUS. | 37,4 | 0,4 | 24,71 | 926 |
| DAVON HERSTELLUNG VON ZIGARREN, ZIGARRILOS, STUMPEN | | | | | |
| MAENNLICH | 1 | 39,3 | 0,4 | 20,45 | 804 |
| | 2 | (37,9) | . | (17,14) | (650) |
| | 3 | 39,1 | 0,2 | 16,94 | 662 |
| | ZUS. | 39,1 | 0,2 | 18,51 | 723 |
| WEIBLICH | 1 | (38,1) | . | (13,31) | (508) |
| | 2 | 38,3 | . | 15,40 | 589 |
| | 3 | 37,2 | . | 14,10 | 527 |
| | ZUS. | 37,8 | . | 14,66 | 556 |
| ALLE | 1 | 39,0 | 0,3 | 18,60 | 726 |
| | 2 | 38,2 | . | 15,54 | 594 |
| | 3 | 37,7 | 0,1 | 14,84 | 561 |
| | ZUS. | 38,1 | 0,1 | 15,70 | 599 |

| GESCHLECHT | LEISTUNGSGRUPPE | BEZAHLTE | MEHR- | BRUTTO- | BRUTTO- |
|---|-----------------|----------|----------|------------|------------|
| | | WOCHEN- | ARBEITS- | STUNDEN- | WOCHEN- |
| | | STUNDEN | STUNDEN | VERDIENSTE | VERDIENSTE |
| | | STD | | D M | |
| TABAKVERARBEITUNG (OH.HERST.V.ZIGARREN,ZIGARRILOS,STUMPEN) | | | | | |
| MAENNLICH | 1 | 37,6 | 0,7 | 31,31 | 1179 |
| | 2 | 37,3 | 0,4 | 23,49 | 877 |
| | 3 | 37,2 | 0,6 | 23,88 | 888 |
| | ZUS. | 37,5 | 0,6 | 27,35 | 1024 |
| WEIBLICH | 1 | 37,3 | 0,2 | 25,38 | 947 |
| | 2 | 37,1 | 0,2 | 24,60 | 913 |
| | 3 | 37,5 | 0,3 | 18,79 | 705 |
| | ZUS. | 37,3 | 0,2 | 22,77 | 849 |
| ALLE | 1 | 37,6 | 0,6 | 30,33 | 1140 |
| | 2 | 37,2 | 0,3 | 24,10 | 897 |
| | 3 | 37,4 | 0,4 | 21,46 | 802 |
| | ZUS. | 37,4 | 0,4 | 25,54 | 955 |
| HOCH- UND TIEFBAU MIT HANDWERK | | | | | |
| MAENNLICH | 1 | 39,8 | 1,7 | 25,09 | 1003 |
| | 2 | 40,5 | 2,0 | 23,07 | 937 |
| | 3 | 39,4 | 1,3 | 20,48 | 809 |
| | ZUS. | 39,9 | 1,7 | 24,01 | 961 |
| HOCH- UND TIEFBAU MIT HANDWERK (OHNE FERTIGTEILBAU IM HOCHBAU) | | | | | |
| MAENNLICH | 1 | 39,7 | 1,6 | 25,08 | 1000 |
| | 2 | 40,4 | 2,0 | 23,09 | 937 |
| | 3 | 39,3 | 1,3 | 20,50 | 809 |
| | ZUS. | 39,8 | 1,6 | 24,00 | 959 |

**9 DURCHSCHNITTICHE WOCHENARBEITSZEITEN, BRUTTOSTUNDEN- UND BRUTTOWOCHENVERDIENSTE
NACH INDUSTRIEZWEIGEN UND LEISTUNGSGRUPPEN IN DEN NEUEN LAENDERN UND BERLIN-OST
IM JAHRE 1993**

| GESCHLECHT | LEISTUNGSGRUPPE | BEZAHLTE | MEHR- | BRUTTO- | BRUTTO- |
|------------|-----------------|----------|----------|------------|------------|
| | | WOCHEN- | ARBEITS- | STUNDEN- | WOCHEN- |
| | | STUNDEN | STUNDEN | VERDIENSTE | VERDIENSTE |
| | | STD | | D M | |

| | | | | | |
|---|------|------|-----|-------|-----|
| INDUSTRIE (EINSCHL. HOCH- UND TIEFBAU MIT HANDWERK) | | | | | |
| MAENNLICH | 1 | 41,3 | 1,5 | 16,64 | 689 |
| | 2 | 41,5 | 1,6 | 15,29 | 637 |
| | 3 | 41,6 | 1,6 | 14,24 | 595 |
| | ZUS. | 41,4 | 1,5 | 16,02 | 665 |

| | | | | | |
|----------|------|------|-----|-------|-----|
| WEIBLICH | 1 | 40,2 | 0,6 | 13,20 | 531 |
| | 2 | 40,1 | 0,5 | 12,01 | 482 |
| | 3 | 40,1 | 0,5 | 11,24 | 451 |
| | ZUS. | 40,1 | 0,5 | 12,16 | 488 |

| | | | | | |
|------|------|------|-----|-------|-----|
| ALLE | 1 | 41,2 | 1,4 | 16,45 | 680 |
| | 2 | 41,2 | 1,4 | 14,71 | 609 |
| | 3 | 41,2 | 1,3 | 13,40 | 554 |
| | ZUS. | 41,2 | 1,4 | 15,57 | 644 |

| | | | | | |
|-------------------------------|------|------|-----|-------|-----|
| INDUSTRIE (OHNE BAUINDUSTRIE) | | | | | |
| MAENNLICH | 1 | 41,0 | 1,3 | 15,73 | 646 |
| | 2 | 41,2 | 1,4 | 14,18 | 585 |
| | 3 | 41,0 | 1,2 | 12,70 | 522 |
| | ZUS. | 41,1 | 1,3 | 15,13 | 622 |

| | | | | | |
|----------|------|------|-----|-------|-----|
| WEIBLICH | 1 | 40,2 | 0,5 | 13,18 | 530 |
| | 2 | 40,1 | 0,5 | 11,99 | 481 |
| | 3 | 40,1 | 0,5 | 11,20 | 449 |
| | ZUS. | 40,1 | 0,5 | 12,14 | 487 |

| | | | | | |
|------|------|------|-----|-------|-----|
| ALLE | 1 | 40,9 | 1,2 | 15,52 | 637 |
| | 2 | 40,9 | 1,2 | 13,58 | 556 |
| | 3 | 40,5 | 0,8 | 11,92 | 484 |
| | ZUS. | 40,9 | 1,2 | 14,59 | 598 |

| | | | | | |
|--|------|------|-----|-------|-----|
| INDUSTRIE (OHNE BERGBAU), HOCH- UND TIEFBAU MIT HANDWERK | | | | | |
| MAENNLICH | 1 | 41,3 | 1,5 | 16,48 | 683 |
| | 2 | 41,5 | 1,6 | 15,14 | 631 |
| | 3 | 41,6 | 1,6 | 14,23 | 594 |
| | ZUS. | 41,4 | 1,5 | 15,86 | 659 |

| | | | | | |
|----------|------|------|-----|-------|-----|
| WEIBLICH | 1 | 40,1 | 0,5 | 13,12 | 528 |
| | 2 | 40,1 | 0,5 | 11,94 | 479 |
| | 3 | 40,1 | 0,5 | 11,22 | 451 |
| | ZUS. | 40,1 | 0,5 | 12,10 | 486 |

| | | | | | |
|------|------|------|-----|-------|-----|
| ALLE | 1 | 41,2 | 1,4 | 16,28 | 674 |
| | 2 | 41,3 | 1,4 | 14,56 | 603 |
| | 3 | 41,2 | 1,3 | 13,39 | 553 |
| | ZUS. | 41,2 | 1,4 | 15,40 | 637 |

| | | | | | |
|---|------|------|-----|-------|-----|
| VERARBEITENDE INDUSTRIE (OHNE BAUINDUSTRIE) | | | | | |
| MAENNLICH | 1 | 41,1 | 1,4 | 14,98 | 618 |
| | 2 | 41,3 | 1,5 | 13,49 | 558 |
| | 3 | 41,0 | 1,3 | 12,45 | 512 |
| | ZUS. | 41,2 | 1,4 | 14,40 | 594 |

| | | | | | |
|----------|------|------|-----|-------|-----|
| WEIBLICH | 1 | 40,2 | 0,6 | 12,83 | 516 |
| | 2 | 40,1 | 0,5 | 11,73 | 471 |
| | 3 | 40,1 | 0,5 | 11,10 | 446 |
| | ZUS. | 40,1 | 0,5 | 11,88 | 477 |

| | | | | | |
|------|------|------|-----|-------|-----|
| ALLE | 1 | 41,0 | 1,3 | 14,78 | 608 |
| | 2 | 40,9 | 1,2 | 12,97 | 532 |
| | 3 | 40,5 | 0,8 | 11,74 | 477 |
| | ZUS. | 40,9 | 1,2 | 13,90 | 570 |

| | | | | | |
|---|------|------|-----|-------|-----|
| VERARB.IND.(OH.GEW.U.VERARB.V.STEINEN U.ERD.SOW.OH.BAUIND.) | | | | | |
| MAENNLICH | 1 | 41,0 | 1,3 | 14,91 | 613 |
| | 2 | 41,1 | 1,3 | 13,35 | 550 |
| | 3 | 40,8 | 1,1 | 12,25 | 502 |
| | ZUS. | 41,0 | 1,3 | 14,31 | 588 |

| | | | | | |
|----------|------|------|-----|-------|-----|
| WEIBLICH | 1 | 40,2 | 0,6 | 12,81 | 515 |
| | 2 | 40,1 | 0,5 | 11,71 | 470 |
| | 3 | 40,1 | 0,5 | 11,08 | 445 |
| | ZUS. | 40,1 | 0,5 | 11,86 | 476 |

| | | | | | |
|------|------|------|-----|-------|-----|
| ALLE | 1 | 40,9 | 1,2 | 14,71 | 603 |
| | 2 | 40,7 | 1,1 | 12,83 | 524 |
| | 3 | 40,4 | 0,8 | 11,61 | 470 |
| | ZUS. | 40,8 | 1,1 | 13,80 | 564 |

| | | | | | |
|---|------|------|-----|-------|-----|
| VERARB.INDUSTR.(OH.G.U.V.V.STEINEN U.ERDEN),HOCH- U. TIEFBAU 1) | | | | | |
| MAENNLICH | 1 | 41,3 | 1,5 | 16,33 | 677 |
| | 2 | 41,5 | 1,6 | 15,05 | 627 |
| | 3 | 41,6 | 1,6 | 14,19 | 593 |
| | ZUS. | 41,4 | 1,5 | 15,73 | 654 |

| | | | | | |
|----------|------|------|-----|-------|-----|
| WEIBLICH | 1 | 40,2 | 0,6 | 12,83 | 516 |
| | 2 | 40,1 | 0,5 | 11,73 | 471 |
| | 3 | 40,1 | 0,5 | 11,13 | 447 |
| | ZUS. | 40,1 | 0,5 | 11,89 | 478 |

| | | | | | |
|------|------|------|-----|-------|-----|
| ALLE | 1 | 41,2 | 1,4 | 16,12 | 667 |
| | 2 | 41,2 | 1,4 | 14,43 | 597 |
| | 3 | 41,2 | 1,3 | 13,34 | 551 |
| | ZUS. | 41,2 | 1,4 | 15,25 | 631 |

1(EINSCHL. HANDWERK)

| GESCHLECHT | LEISTUNGSGRUPPE | BEZAHLTE | MEHR- | BRUTTO- | BRUTTO- |
|------------|-----------------|----------|----------|------------|------------|
| | | WOCHEN- | ARBEITS- | STUNDEN- | WOCHEN- |
| | | STUNDEN | STUNDEN | VERDIENSTE | VERDIENSTE |
| | | STD | | D M | |

| | | | | | |
|---|------|------|-----|-------|-----|
| ELEKTRIZITAETS-, GAS-, FERNWAERME- UND WASSERVERSORGUNG | | | | | |
| MAENNLICH | 1 | 40,4 | 0,5 | 19,06 | 770 |
| | 2 | 40,5 | 0,6 | 17,46 | 707 |
| | 3 | 40,4 | 0,3 | 15,92 | 642 |
| | ZUS. | 40,4 | 0,6 | 18,55 | 750 |

| | | | | | |
|----------|------|------|-----|-------|-----|
| WEIBLICH | 1 | 39,8 | 0,1 | 18,22 | 726 |
| | 2 | 39,9 | 0,1 | 16,51 | 659 |
| | 3 | 40,1 | 0,1 | 13,86 | 556 |
| | ZUS. | 39,9 | 0,1 | 16,67 | 665 |

| | | | | | |
|------|------|------|-----|-------|-----|
| ALLE | 1 | 40,4 | 0,5 | 19,02 | 768 |
| | 2 | 40,4 | 0,5 | 17,30 | 698 |
| | 3 | 40,3 | 0,3 | 15,08 | 607 |
| | ZUS. | 40,4 | 0,5 | 18,37 | 742 |

| | | | | | |
|-----------------------------------|------|------|-----|-------|-----|
| DARUNTER ELEKTRIZITAETSVERSORGUNG | | | | | |
| MAENNLICH | 1 | 40,3 | 0,5 | 19,79 | 798 |
| | 2 | 40,4 | 0,5 | 17,52 | 708 |
| | 3 | 40,5 | 0,4 | 15,03 | 608 |
| | ZUS. | 40,3 | 0,5 | 18,91 | 763 |

| | | | | | |
|----------|------|------|-----|-------|-----|
| WEIBLICH | 1 | 39,7 | 0,1 | 19,10 | 758 |
| | 2 | 39,9 | 0,1 | 16,81 | 670 |
| | 3 | 40,1 | 0,1 | 13,62 | 546 |
| | ZUS. | 39,9 | 0,1 | 16,99 | 677 |

| | | | | | |
|------|------|------|-----|-------|-----|
| ALLE | 1 | 40,3 | 0,5 | 19,75 | 796 |
| | 2 | 40,3 | 0,5 | 17,38 | 700 |
| | 3 | 40,3 | 0,2 | 14,33 | 577 |
| | ZUS. | 40,3 | 0,5 | 18,67 | 752 |

| | | | | | |
|-----------|------|------|-----|-------|-----|
| BERGBAU | | | | | |
| MAENNLICH | 1 | 40,7 | 1,2 | 19,11 | 776 |
| | 2 | 41,1 | 1,5 | 18,34 | 754 |
| | 3 | 40,5 | 1,2 | 15,73 | 638 |
| | ZUS. | 40,8 | 1,3 | 18,84 | 767 |

| | | | | | |
|---|------|------|-----|-------|-----|
| STEINKOHLBERGBAU UND -BRIKETTERSTELLUNG,KOKEREI | | | | | |
| MÄNNLICH | 1 | 39,7 | 0,2 | 19,65 | 782 |
| | 2 | 39,7 | . | 18,07 | 717 |
| | 3 | 39,6 | . | 16,21 | 641 |
| | ZUS. | 39,7 | 0,2 | 18,98 | 754 |

| | | | | | |
|---|------|------|-----|-------|-----|
| BRAUNKOHLBERGBAU UND -BRIKETTERSTELLUNG | | | | | |
| MAENNLICH | 1 | 40,9 | 1,3 | 19,57 | 798 |
| | 2 | 41,2 | 1,6 | 18,40 | 758 |
| | 3 | 40,7 | 1,4 | 15,81 | 644 |
| | ZUS. | 41,0 | 1,4 | 19,16 | 784 |

| | | | | | |
|---|------|---|---|---|---|
| ERZBERGBAU, GEWINNUNG VON SPALT- UND BRUTSTOFFHALT. ERZEN | | | | | |
| MÄNNLICH | 1 | . | . | . | . |
| | 2 | . | . | . | . |
| | 3 | . | . | . | . |
| | ZUS. | . | . | . | . |

| | | | | | |
|--------------------------|------|---|---|---|---|
| DARUNTER EISENERZBERGBAU | | | | | |
| MAENNLICH | 1 | . | . | . | . |
| | 2 | . | . | . | . |
| | 3 | . | . | . | . |
| | ZUS. | . | . | . | . |

| | | | | | |
|-------------------------------------|------|--------|-----|---------|-------|
| KALI- UND STEINSALZBERGBAU, SALINEN | | | | | |
| MÄNNLICH | 1 | 39,3 | 0,1 | 15,49 | 609 |
| | 2 | 39,6 | . | 13,43 | 532 |
| | 3 | (38,7) | . | (12,52) | (484) |
| | ZUS. | 39,3 | 0,1 | 15,38 | 604 |

| | | | | | |
|------------------------------------|------|------|-----|-------|-----|
| UEBRIGER BERGBAU 2), TORFGEWINNUNG | | | | | |
| MAENNLICH | 1 | 39,6 | 0,2 | 19,34 | 766 |
| | 2 | 39,2 | . | 19,07 | 757 |
| | 3 | . | . | . | . |
| | ZUS. | 39,4 | 0,4 | 19,22 | 763 |

| | | | | | |
|---|------|------|-----|-------|-----|
| 2) GEWINNUNG VON ERDOEL, ERDGAS; SONSTIGER BERGBAU. | | | | | |
| MAENNLICH | 1 | 39,6 | 0,2 | 19,34 | 766 |
| | 2 | 39,2 | . | 19,07 | 757 |
| | 3 | . | . | . | . |
| | ZUS. | 39,4 | 0,4 | 19,22 | 763 |

**9 DURCHSCHNITTliche WOCHENARBEITSZEITEN, BRUTTOSTUNDEN- UND BRUTTOWOCHENVERDIENSTE
NACH INDUSTRIEZWEIGEN UND LEISTUNGSGRUPPEN IN DEN NEUEN LAENDERN UND BERLIN-OST**

IM JAHRE 1993

| GESCHLECHT | LEISTUNGSGRUPPE | BEZAHLTE | MEHR- | BRUTTO- | BRUTTO- | GESCHLECHT | LEISTUNGSGRUPPE | BEZAHLTE | MEHR- | BRUTTO- | BRUTTO- |
|--|-----------------|----------|----------|------------|---------|------------|-----------------|----------|----------|------------|---------|
| | | WOCHEN- | ARBEITS- | STUNDEN- | WOCHEN- | | | WOCHEN- | ARBEITS- | STUNDEN- | WOCHEN- |
| | | STUNDEN | | VERDIENSTE | | | | STUNDEN | | VERDIENSTE | |
| | | STD | | D M | | | | STD | | D M | |
| GRUNDSTOFF- UND PRODUKTIONSGUETERINDUSTRIE | | | | | | | | | | | |
| MAENNlich | 1 | 41,1 | 1,3 | 14,97 | 617 | MAENNlich | 1 | 40,7 | 0,7 | 14,79 | 602 |
| | 2 | 41,3 | 1,6 | 13,94 | 578 | | 2 | 40,9 | 1,0 | 13,74 | 563 |
| | 3 | 41,1 | 1,3 | 13,20 | 545 | | 3 | 40,4 | 0,7 | 12,16 | 493 |
| | ZUS. | 41,2 | 1,4 | 14,54 | 600 | | ZUS. | 40,7 | 0,8 | 14,36 | 586 |
| WEIBlich | 1 | 39,9 | 0,2 | 13,99 | 559 | WEIBlich | 1 | 39,5 | 0,3 | 13,77 | 545 |
| | 2 | 39,8 | 0,2 | 12,87 | 513 | | 2 | 40,0 | 0,6 | 12,67 | 509 |
| | 3 | 39,7 | 0,2 | 11,82 | 469 | | 3 | (39,9) | (0,6) | (10,87) | (438) |
| | ZUS. | 39,8 | 0,2 | 13,01 | 518 | | ZUS. | 39,8 | 0,5 | 12,89 | 516 |
| ALLE | 1 | 41,0 | 1,2 | 14,89 | 612 | ALLE | 1 | 40,6 | 0,7 | 14,74 | 600 |
| | 2 | 41,0 | 1,3 | 13,71 | 564 | | 2 | 40,7 | 1,0 | 13,57 | 554 |
| | 3 | 40,5 | 0,8 | 12,62 | 513 | | 3 | 40,3 | 0,7 | 11,86 | 480 |
| | ZUS. | 40,9 | 1,2 | 14,30 | 587 | | ZUS. | 40,7 | 0,8 | 14,22 | 579 |
| GEWINN.U.VERARB.VON STEINEN U. ERDEN (OH.VERARB.V.ASBEST) | | | | | | | | | | | |
| MAENNlich | 1 | 42,9 | 2,9 | 15,97 | 687 | MAENNlich | 1 | 41,1 | 1,4 | 13,97 | 574 |
| | 2 | 43,1 | 3,1 | 14,79 | 641 | | 2 | 41,1 | 1,4 | 12,69 | 519 |
| | 3 | 42,8 | 2,5 | 14,26 | 615 | | 3 | (40,3) | (0,8) | (11,00) | (445) |
| | ZUS. | 42,9 | 3,0 | 15,42 | 665 | | ZUS. | 41,1 | 1,4 | 13,40 | 549 |
| WEIBlich | 1 | 40,8 | 0,8 | 14,37 | 587 | WEIBlich | 1 | (40,8) | (1,1) | (12,46) | (509) |
| | 2 | 40,6 | 0,8 | 13,11 | 533 | | 2 | 41,3 | 1,4 | 11,64 | 480 |
| | 3 | 40,2 | 0,4 | 12,25 | 493 | | 3 | / | / | / | / |
| | ZUS. | 40,5 | 0,7 | 13,17 | 535 | | ZUS. | 41,2 | 1,4 | 11,75 | 484 |
| ALLE | 1 | 42,8 | 2,9 | 15,94 | 685 | ALLE | 1 | 41,1 | 1,4 | 13,93 | 572 |
| | 2 | 42,9 | 3,0 | 14,69 | 634 | | 2 | 41,1 | 1,4 | 12,56 | 515 |
| | 3 | 42,3 | 2,1 | 13,91 | 593 | | 3 | 40,6 | 1,0 | 10,96 | 447 |
| | ZUS. | 42,8 | 2,9 | 15,32 | 659 | | ZUS. | 41,1 | 1,4 | 13,29 | 545 |
| METALLERZEUGUNG UND -BEARBEITUNG (OH.NE-METALLE USW.) | | | | | | | | | | | |
| MAENNlich | 1 | 40,0 | 0,6 | 14,60 | 585 | MAENNlich | 1 | 40,1 | 0,1 | 15,38 | 618 |
| | 2 | 40,0 | 0,9 | 13,60 | 545 | | 2 | 40,3 | 0,2 | 14,18 | 574 |
| | 3 | 39,4 | 0,7 | 13,22 | 522 | | 3 | (41,0) | (1,0) | (11,21) | (466) |
| | ZUS. | 40,0 | 0,7 | 14,25 | 571 | | ZUS. | 40,2 | 0,1 | 15,15 | 609 |
| WEIBlich | 1 | 39,5 | 0,2 | 13,86 | 548 | WEIBlich | 1 | 40,1 | 0,0 | 14,95 | 599 |
| | 2 | 39,0 | 0,3 | 13,22 | 516 | | 2 | 40,1 | 0,0 | 13,79 | 554 |
| | 3 | 38,7 | 0,3 | 11,93 | 462 | | 3 | 40,2 | 0,3 | 11,22 | 451 |
| | ZUS. | 39,1 | 0,2 | 13,28 | 520 | | ZUS. | 40,1 | 0,0 | 14,25 | 572 |
| ALLE | 1 | 40,0 | 0,6 | 14,57 | 584 | ALLE | 1 | 40,1 | 0,1 | 15,31 | 615 |
| | 2 | 39,8 | 0,8 | 13,54 | 540 | | 2 | 40,2 | 0,1 | 14,02 | 566 |
| | 3 | 39,2 | 0,6 | 12,94 | 509 | | 3 | 40,4 | 0,4 | 11,22 | 454 |
| | ZUS. | 39,9 | 0,6 | 14,16 | 566 | | ZUS. | 40,1 | 0,1 | 14,94 | 600 |
| DAVON EISENSCHAFFENDE INDUSTRIE | | | | | | | | | | | |
| MAENNlich | 1 | 39,9 | 0,4 | 14,70 | 588 | MAENNlich | 1 | 40,2 | 0,4 | 14,43 | 580 |
| | 2 | 39,3 | 0,5 | 13,71 | 540 | | 2 | 40,2 | 0,4 | 13,54 | 545 |
| | 3 | 38,2 | 0,4 | 13,79 | 528 | | 3 | 40,4 | 0,5 | 12,13 | 490 |
| | ZUS. | 39,7 | 0,4 | 14,46 | 575 | | ZUS. | 40,2 | 0,4 | 14,06 | 566 |
| WEIBlich | 1 | 39,6 | 0,1 | 14,06 | 557 | WEIBlich | 1 | 39,9 | 0,1 | 13,96 | 557 |
| | 2 | 38,6 | 0,2 | 13,63 | 528 | | 2 | 39,8 | 0,1 | 12,88 | 513 |
| | 3 | 37,9 | 0,3 | 12,51 | 474 | | 3 | 39,8 | 0,1 | 11,63 | 464 |
| | ZUS. | 38,9 | 0,2 | 13,68 | 533 | | ZUS. | 39,8 | 0,1 | 13,00 | 518 |
| ALLE | 1 | 39,8 | 0,4 | 14,65 | 586 | ALLE | 1 | 40,2 | 0,4 | 14,35 | 577 |
| | 2 | 39,1 | 0,4 | 13,69 | 537 | | 2 | 40,1 | 0,2 | 13,29 | 533 |
| | 3 | 38,1 | 0,4 | 13,46 | 515 | | 3 | 40,0 | 0,2 | 11,80 | 473 |
| | ZUS. | 39,6 | 0,4 | 14,36 | 570 | | ZUS. | 40,1 | 0,3 | 13,76 | 552 |
| EISEN-, STAHL- UND TEMPERGIESSEREI | | | | | | | | | | | |
| MAENNlich | 1 | 40,2 | 0,9 | 14,75 | 593 | MAENNlich | 1 | 39,9 | 0,0 | 14,61 | 584 |
| | 2 | 40,3 | 1,1 | 13,63 | 550 | | 2 | 39,7 | 0,1 | 13,81 | 550 |
| | 3 | 39,9 | 0,6 | 13,25 | 529 | | 3 | 39,9 | | 12,69 | 494 |
| | ZUS. | 40,2 | 0,9 | 14,26 | 574 | | ZUS. | 39,7 | 0,1 | 14,18 | 565 |
| WEIBlich | 1 | 39,0 | 0,2 | 14,03 | 547 | WEIBlich | 1 | 39,3 | | 14,00 | 554 |
| | 2 | 39,9 | 0,7 | 12,79 | 512 | | 2 | 39,2 | | 13,53 | 531 |
| | 3 | 39,3 | | 11,55 | 457 | | 3 | 39,0 | | 13,01 | 508 |
| | ZUS. | 39,6 | 0,5 | 12,96 | 514 | | ZUS. | 39,2 | 0,0 | 13,46 | 528 |
| ALLE | 1 | 40,1 | 0,9 | 14,73 | 592 | ALLE | 1 | 39,8 | 0,0 | 14,49 | 578 |
| | 2 | 40,2 | 1,1 | 13,57 | 547 | | 2 | 39,5 | 0,1 | 13,68 | 541 |
| | 3 | 39,8 | 0,5 | 13,04 | 520 | | 3 | 39,0 | | 12,91 | 504 |
| | ZUS. | 40,1 | 0,9 | 14,19 | 571 | | ZUS. | 39,5 | 0,0 | 13,90 | 551 |
| ZIEHEREIEN, KALTWALZWERKE | | | | | | | | | | | |
| MAENNlich | 1 | 39,8 | 0,7 | 13,90 | 555 | MAENNlich | 1 | 42,0 | 2,1 | 12,90 | 543 |
| | 2 | 40,8 | 1,2 | 13,35 | 546 | | 2 | 41,9 | 1,9 | 11,69 | 490 |
| | 3 | 41,8 | 2,1 | 11,05 | 463 | | 3 | 41,5 | 1,8 | 9,91 | 414 |
| | ZUS. | 40,2 | 0,9 | 13,59 | 548 | | ZUS. | 41,9 | 2,0 | 12,37 | 520 |
| WEIBlich | 1 | 39,6 | 0,5 | 12,40 | 491 | WEIBlich | 1 | 40,3 | 0,6 | 11,52 | 465 |
| | 2 | 39,4 | 0,2 | 11,21 | 442 | | 2 | 40,7 | 0,9 | 10,90 | 446 |
| | 3 | 39,8 | 0,4 | 10,77 | 429 | | 3 | 40,9 | 0,9 | 10,38 | 425 |
| | ZUS. | 39,6 | 0,3 | 11,50 | 455 | | ZUS. | 40,6 | 0,8 | 10,99 | 447 |
| ALLE | 1 | 39,8 | 0,7 | 13,83 | 552 | ALLE | 1 | 41,9 | 2,0 | 12,81 | 538 |
| | 2 | 40,6 | 1,0 | 13,09 | 533 | | 2 | 41,7 | 1,8 | 11,60 | 485 |
| | 3 | 41,2 | 1,5 | 10,96 | 453 | | 3 | 41,3 | 1,5 | 10,09 | 418 |
| | ZUS. | 40,2 | 0,9 | 13,40 | 540 | | ZUS. | 41,8 | 1,9 | 12,23 | 512 |
| NE-METALLERZEUGUNG, NE-METALLHALBZEUGWERKE, NE-METALLGIESSEREI | | | | | | | | | | | |
| DARUNTER NE-METALLGIESSEREI | | | | | | | | | | | |
| MINERALOELVERARBEITUNG | | | | | | | | | | | |
| CHEMISCHE INDUSTRIE (OHNE HERSTELLUNG VON CHEMIEFASERN) | | | | | | | | | | | |
| HERSTELLUNG VON CHEMIEFASERN | | | | | | | | | | | |
| HOLZBEARBEITUNG | | | | | | | | | | | |

**9 DURCHSCHNITTICHE WOCHENARBEITSZEITEN, BRUTTOSTUNDEN- UND BRUTTOWOCHENVERDIENSTE
NACH INDUSTRIEZWEIGEN UND LEISTUNGSGRUPPEN IN DEN NEUEN LAENDERN UND BERLIN-OST
IM JAHRE 1993**

| GESCHLECHT | LEISTUNGSGRUPPE | BEZAHLTE | MEHR- | BRUTTO- | BRUTTO- |
|------------|-----------------|----------|----------|------------|------------|
| | | WOCHEN- | ARBEITS- | STUNDEN- | WOCHEN- |
| | | STUNDEN | STUNDEN | VERDIENSTE | VERDIENSTE |
| | | STD | | D M | |

| | | | | | |
|--|------|------|-----|-------|-----|
| DAVON SAEGE-, HOBEL-, HOLZIMPRAGNIER- UND FURNIERWERKE | | | | | |
| MAENNLICH | 1 | 42,1 | 2,2 | 12,64 | 533 |
| | 2 | 41,8 | 1,9 | 11,46 | 480 |
| | 3 | 41,3 | 1,7 | 9,73 | 405 |
| | ZUS. | 41,9 | 2,1 | 12,11 | 509 |

| | | | | | |
|----------|------|--------|-------|--------|-------|
| WEIBLICH | 1 | 40,0 | 0,4 | 11,15 | 446 |
| | 2 | 40,7 | 0,8 | 10,73 | 438 |
| | 3 | (40,9) | (0,9) | (9,96) | (408) |
| | ZUS. | 40,4 | 0,6 | 10,76 | 435 |

| | | | | | |
|------|------|------|-----|-------|-----|
| ALLE | 1 | 41,9 | 2,1 | 12,56 | 528 |
| | 2 | 41,7 | 1,8 | 11,40 | 476 |
| | 3 | 41,2 | 1,6 | 9,78 | 406 |
| | ZUS. | 41,8 | 2,0 | 12,01 | 503 |

| | | | | | |
|--|------|--------|-------|---------|-------|
| SPERRHOLZ-, HOLZFASERPLATTEN- UND HOLZSPANPLATTENWERKE | | | | | |
| MAENNLICH | 1 | 41,8 | 1,8 | 13,93 | 584 |
| | 2 | 42,2 | 2,2 | 12,77 | 541 |
| | 3 | (42,5) | (2,5) | (11,10) | (473) |
| | ZUS. | 41,9 | 1,9 | 13,49 | 567 |

| | | | | | |
|----------|------|--------|-----|---------|-------|
| WEIBLICH | 1 | (41,0) | | (12,35) | (509) |
| | 2 | 40,9 | 1,0 | 11,16 | 457 |
| | 3 | 40,8 | 0,8 | 10,67 | 436 |
| | ZUS. | 40,9 | 1,0 | 11,31 | 464 |

| | | | | | |
|------|------|------|-----|-------|-----|
| ALLE | 1 | 41,7 | 1,7 | 13,78 | 576 |
| | 2 | 41,9 | 1,9 | 12,40 | 521 |
| | 3 | 41,3 | 1,3 | 10,78 | 446 |
| | ZUS. | 41,7 | 1,7 | 13,04 | 545 |

| | | | | | |
|--|------|------|-----|-------|-----|
| ZELLSTOFF-, HOLZSCHLIFF-, PAPIER- UND PAPPEERZEUGUNG | | | | | |
| MAENNLICH | 1 | 41,3 | 1,3 | 14,63 | 604 |
| | 2 | 40,8 | 1,1 | 13,01 | 530 |
| | 3 | 40,9 | 0,2 | 12,22 | 501 |
| | ZUS. | 41,1 | 1,2 | 13,94 | 573 |

| | | | | | |
|----------|------|------|-----|-------|-----|
| WEIBLICH | 1 | 40,6 | 0,7 | 13,82 | 561 |
| | 2 | 40,3 | 0,4 | 12,28 | 495 |
| | 3 | 39,8 | 0,1 | 10,53 | 419 |
| | ZUS. | 40,3 | 0,4 | 12,40 | 500 |

| | | | | | |
|------|------|------|-----|-------|-----|
| ALLE | 1 | 41,2 | 1,3 | 14,56 | 600 |
| | 2 | 40,7 | 0,9 | 12,84 | 522 |
| | 3 | 40,4 | 0,2 | 11,49 | 465 |
| | ZUS. | 41,0 | 1,1 | 13,69 | 560 |

| | | | | | |
|--|------|------|-----|-------|-----|
| GUMMIVERARBEITUNG, VERARBEITUNG VON ASBEST | | | | | |
| MAENNLICH | 1 | 40,8 | 1,0 | 13,79 | 562 |
| | 2 | 40,3 | 0,6 | 12,61 | 508 |
| | 3 | 39,7 | 0,2 | 11,64 | 460 |
| | ZUS. | 40,4 | 0,7 | 12,93 | 522 |

| | | | | | |
|----------|------|------|-----|-------|-----|
| WEIBLICH | 1 | 40,4 | 0,7 | 12,42 | 501 |
| | 2 | 40,0 | 0,4 | 11,39 | 455 |
| | 3 | 39,7 | | 11,36 | 451 |
| | ZUS. | 39,9 | 0,3 | 11,45 | 457 |

| | | | | | |
|------|------|------|-----|-------|-----|
| ALLE | 1 | 40,7 | 1,0 | 13,69 | 558 |
| | 2 | 40,2 | 0,6 | 12,30 | 494 |
| | 3 | 39,7 | 0,1 | 11,47 | 454 |
| | ZUS. | 40,3 | 0,6 | 12,54 | 505 |

| | | | | | |
|-----------------------------|------|------|-----|-------|-----|
| INVESTITIONSGUETERINDUSTRIE | | | | | |
| MAENNLICH | 1 | 41,0 | 1,3 | 15,19 | 623 |
| | 2 | 40,8 | 1,1 | 13,66 | 559 |
| | 3 | 40,8 | 1,1 | 12,36 | 506 |
| | ZUS. | 40,9 | 1,2 | 14,68 | 602 |

| | | | | | |
|----------|------|------|-----|-------|-----|
| WEIBLICH | 1 | 40,0 | 0,3 | 13,63 | 545 |
| | 2 | 40,0 | 0,4 | 12,17 | 488 |
| | 3 | 40,0 | 0,5 | 11,55 | 464 |
| | ZUS. | 40,0 | 0,4 | 12,34 | 494 |

| | | | | | |
|------|------|------|-----|-------|-----|
| ALLE | 1 | 40,9 | 1,2 | 15,13 | 620 |
| | 2 | 40,6 | 1,0 | 13,34 | 544 |
| | 3 | 40,4 | 0,8 | 11,97 | 486 |
| | ZUS. | 40,8 | 1,1 | 14,41 | 589 |

| | | | | | |
|---|------|------|-----|-------|-----|
| STAHL-, LEICHTMETALL- UND SCHIENENFAHRZEUGBAU (OH. LOK. BAU.) | | | | | |
| MAENNLICH | 1 | 41,0 | 1,2 | 15,72 | 645 |
| | 2 | 40,8 | 1,1 | 14,48 | 593 |
| | 3 | 40,7 | 1,0 | 13,21 | 541 |
| | ZUS. | 40,9 | 1,1 | 15,28 | 627 |

| | | | | | |
|----------|------|------|-----|-------|-----|
| WEIBLICH | 1 | 40,1 | 0,2 | 14,83 | 595 |
| | 2 | 40,0 | 0,2 | 13,73 | 549 |
| | 3 | 39,9 | 0,1 | 12,96 | 517 |
| | ZUS. | 40,0 | 0,2 | 13,96 | 558 |

| | | | | | |
|------|------|------|-----|-------|-----|
| ALLE | 1 | 40,9 | 1,1 | 15,69 | 643 |
| | 2 | 40,7 | 1,0 | 14,39 | 588 |
| | 3 | 40,5 | 0,8 | 13,14 | 535 |
| | ZUS. | 40,8 | 1,1 | 15,19 | 622 |

| GESCHLECHT | LEISTUNGSGRUPPE | BEZAHLTE | MEHR- | BRUTTO- | BRUTTO- |
|------------|-----------------|----------|----------|------------|------------|
| | | WOCHEN- | ARBEITS- | STUNDEN- | WOCHEN- |
| | | STUNDEN | STUNDEN | VERDIENSTE | VERDIENSTE |
| | | STD | | D M | |

| | | | | | |
|----------------------------|------|------|-----|-------|-----|
| MASCHINENBAU, LOKOMOTIVBAU | | | | | |
| MAENNLICH | 1 | 41,1 | 1,5 | 15,06 | 620 |
| | 2 | 41,0 | 1,3 | 13,21 | 543 |
| | 3 | 40,9 | 1,1 | 12,10 | 497 |
| | ZUS. | 41,1 | 1,4 | 14,55 | 599 |

| | | | | | |
|----------|------|------|-----|-------|-----|
| WEIBLICH | 1 | 40,1 | 0,4 | 13,26 | 533 |
| | 2 | 40,0 | 0,4 | 12,17 | 488 |
| | 3 | 39,9 | 0,1 | 11,07 | 442 |
| | ZUS. | 40,0 | 0,3 | 12,15 | 487 |

| | | | | | |
|------|------|------|-----|-------|-----|
| ALLE | 1 | 41,1 | 1,4 | 15,02 | 618 |
| | 2 | 40,9 | 1,2 | 13,07 | 535 |
| | 3 | 40,5 | 0,7 | 11,68 | 474 |
| | ZUS. | 41,0 | 1,3 | 14,39 | 591 |

| | | | | | |
|---|------|------|-----|-------|-----|
| STRASSENFAHRZEUGBAU; REPARATUR VON KRAFTFAHRZEUGEN USW. | | | | | |
| MAENNLICH | 1 | 40,4 | 0,9 | 14,82 | 600 |
| | 2 | 40,5 | 0,9 | 13,32 | 541 |
| | 3 | 40,6 | 0,8 | 12,95 | 528 |
| | ZUS. | 40,5 | 0,9 | 14,26 | 578 |

| | | | | | |
|----------|------|------|-----|-------|-----|
| WEIBLICH | 1 | 39,9 | 0,3 | 13,83 | 552 |
| | 2 | 40,2 | 0,7 | 12,29 | 496 |
| | 3 | 40,4 | 0,5 | 12,63 | 513 |
| | ZUS. | 40,2 | 0,5 | 12,75 | 515 |

| | | | | | |
|------|------|------|-----|-------|-----|
| ALLE | 1 | 40,4 | 0,9 | 14,79 | 598 |
| | 2 | 40,4 | 0,9 | 13,19 | 535 |
| | 3 | 40,5 | 0,7 | 12,85 | 523 |
| | ZUS. | 40,4 | 0,9 | 14,13 | 572 |

| | | | | | |
|---|------|------|-----|-------|-----|
| DARUNTER HERST.V.KRAFTFAHRZEUGEN U.KRAFTFAHRZEUGMOTOREN | | | | | |
| MAENNLICH | 1 | 39,8 | 0,6 | 15,99 | 637 |
| | 2 | 39,8 | 0,3 | 14,00 | 558 |
| | 3 | 40,8 | | 13,08 | 523 |
| | ZUS. | 39,8 | 0,5 | 15,30 | 611 |

| | | | | | |
|----------|------|------|-----|-------|-----|
| WEIBLICH | 1 | 39,8 | 0,2 | 14,15 | 563 |
| | 2 | 40,0 | | 12,73 | 510 |
| | 3 | 40,6 | | 12,21 | 494 |
| | ZUS. | 40,0 | 0,1 | 13,30 | 533 |

| | | | | | |
|------|------|------|-----|-------|-----|
| ALLE | 1 | 39,8 | 0,6 | 15,88 | 633 |
| | 2 | 39,9 | 0,3 | 13,85 | 552 |
| | 3 | 40,7 | | 12,65 | 508 |
| | ZUS. | 39,8 | 0,5 | 15,13 | 604 |

| | | | | | |
|-----------|------|------|-----|-------|-----|
| SCHIFFBAU | | | | | |
| MAENNLICH | 1 | 41,3 | 1,5 | 15,78 | 652 |
| | 2 | 40,6 | 1,1 | 15,05 | 614 |
| | 3 | 40,2 | 0,5 | 14,03 | 565 |
| | ZUS. | 41,2 | 1,4 | 15,68 | 647 |

| | | | | | |
|----------|------|--------|-----|---------|-------|
| WEIBLICH | 1 | 40,3 | 0,6 | 14,12 | 570 |
| | 2 | 40,4 | 0,7 | 13,11 | 530 |
| | 3 | (40,2) | | (11,96) | (481) |
| | ZUS. | 40,4 | 0,6 | 13,60 | 549 |

| | | | | | |
|------|------|------|-----|-------|-----|
| ALLE | 1 | 41,2 | 1,4 | 15,72 | 649 |
| | 2 | 40,6 | 1,0 | 14,74 | 600 |
| | 3 | 40,2 | 0,4 | 13,46 | 541 |
| | ZUS. | 41,1 | 1,4 | 15,57 | 642 |

| | | | | | |
|------------------------|------|--|--|--|--|
| LUFT- UND RAUMFAHRZEUG | | | | | |
| MAENNLICH | 1 | | | | |
| | 2 | | | | |
| | 3 | | | | |
| | ZUS. | | | | |

| | | | | | |
|----------|------|--|--|--|--|
| WEIBLICH | 1 | | | | |
| | 2 | | | | |
| | 3 | | | | |
| | ZUS. | | | | |

| | | | | | |
|------|------|--|--|--|--|
| ALLE | 1 | | | | |
| | 2 | | | | |
| | 3 | | | | |
| | ZUS. | | | | |

| | | | | | |
|--|------|------|-----|-------|-----|
| ELEKTROTECHNIK; REPARATUR VON ELEKTR. GERAETEN F.D. HAUSH. | | | | | |
| MAENNLICH | 1 | 40,9 | 1,2 | 15,08 | 618 |
| | 2 | 40,5 | 0,8 | 13,17 | 535 |
| | 3 | 40,9 | 1,2 | 11,60 | 474 |
| | ZUS. | 40,8 | 1,1 | 14,41 | 589 |

| | | | | | |
|----------|------|------|-----|-------|-----|
| WEIBLICH | 1 | 39,9 | 0,3 | 13,46 | 538 |
| | 2 | 39,8 | 0,3 | 12,02 | 479 |
| | 3 | 39,8 | 0,5 | 11,46 | 458 |
| | ZUS. | 39,9 | 0,4 | 12,12 | 484 |

| | | | | | |
|------|------|------|-----|-------|-----|
| ALLE | 1 | 40,8 | 1,1 | 14,96 | 612 |
| | 2 | 40,3 | 0,6 | 12,72 | 513 |
| | 3 | 40,2 | 0,8 | 11,51 | 484 |
| | ZUS. | 40,6 | 0,9 | 13,87 | 564 |

**9 DURCHSCHNITTliche WOCHENARBEITSZEITEN, BRUTTOSTUNDEN- UND BRUTTOWOCHENVERDIENSTE
NACH INDUSTRIEZWEIGEN UND LEISTUNGSGRUPPEN IN DEN NEUEN LAENDERN UND BERLIN-OST
IM JAHRE 1993**

| GESCHLECHT | LEISTUNGSGRUPPE | BEZAHLTE | MEHR- | BRUTTO- | BRUTTO- |
|---|-----------------|----------|----------|------------|---------|
| | | WOCHEN- | ARBEITS- | STUNDEN- | WOCHEN- |
| | | STUNDEN | | VERDIENSTE | |
| | | STD | | D M | |
| FEINMECHANIK, OPTIK, HERSTELLUNG VON UHREN USW. | | | | | |
| MAENNLICH | 1 | 40,2 | 0,6 | 14,53 | 585 |
| | 2 | 40,3 | 0,7 | 12,20 | 495 |
| | 3 | 40,5 | 0,6 | 11,10 | 450 |
| | ZUS. | 40,2 | 0,6 | 13,94 | 562 |
| WEIBLICH | 1 | 39,6 | 0,2 | 12,58 | 497 |
| | 2 | 40,3 | 0,6 | 11,55 | 466 |
| | 3 | 40,1 | 0,6 | 10,48 | 423 |
| | ZUS. | 40,0 | 0,5 | 11,75 | 471 |
| ALLE | 1 | 40,1 | 0,5 | 14,22 | 571 |
| | 2 | 40,3 | 0,6 | 11,84 | 479 |
| | 3 | 40,2 | 0,6 | 10,69 | 431 |
| | ZUS. | 40,2 | 0,6 | 13,23 | 533 |
| HERST.V.EBM-WAREN,STAHLVERFORM.,OBERFLAECHEVEREDL.,HAERTUNG | | | | | |
| MAENNLICH | 1 | 41,0 | 1,3 | 14,21 | 585 |
| | 2 | 41,1 | 1,3 | 13,84 | 571 |
| | 3 | 40,7 | 1,4 | 12,46 | 513 |
| | ZUS. | 41,0 | 1,3 | 13,98 | 576 |
| WEIBLICH | 1 | 39,8 | 0,3 | 12,93 | 516 |
| | 2 | 40,3 | 0,7 | 11,44 | 462 |
| | 3 | 41,1 | 1,5 | 11,16 | 461 |
| | ZUS. | 40,4 | 0,9 | 11,55 | 468 |
| ALLE | 1 | 40,9 | 1,2 | 14,16 | 582 |
| | 2 | 41,0 | 1,2 | 13,35 | 548 |
| | 3 | 40,9 | 1,4 | 11,76 | 485 |
| | ZUS. | 41,0 | 1,2 | 13,62 | 559 |
| HERST.V.BUEROMASCHINEN,DATENVERARB.GERAETEN U. -EINRICHTUNGEN | | | | | |
| MAENNLICH | 1 | 40,1 | 0,3 | 14,11 | 566 |
| | 2 | 39,9 | 0,5 | 11,66 | 464 |
| | 3 | 40,3 | | 10,64 | 424 |
| | ZUS. | 40,0 | 0,4 | 12,78 | 511 |
| WEIBLICH | 1 | (39,9) | | (12,91) | (519) |
| | 2 | 39,6 | 0,1 | 11,25 | 445 |
| | 3 | 39,7 | | 11,01 | 435 |
| | ZUS. | 39,7 | 0,2 | 11,34 | 449 |
| ALLE | 1 | 40,1 | 0,3 | 14,01 | 562 |
| | 2 | 39,8 | 0,3 | 11,48 | 456 |
| | 3 | 39,9 | 0,5 | 10,86 | 430 |
| | ZUS. | 39,9 | 0,3 | 12,30 | 490 |
| VERBRAUCHSGUETERINDUSTRIE | | | | | |
| MAENNLICH | 1 | 41,3 | 1,5 | 14,31 | 592 |
| | 2 | 41,4 | 1,5 | 12,71 | 526 |
| | 3 | 40,9 | 1,2 | 12,00 | 491 |
| | ZUS. | 41,3 | 1,5 | 13,55 | 560 |
| WEIBLICH | 1 | 40,1 | 0,6 | 11,86 | 477 |
| | 2 | 40,0 | 0,6 | 10,93 | 438 |
| | 3 | 40,0 | 0,4 | 10,83 | 434 |
| | ZUS. | 40,0 | 0,6 | 11,18 | 448 |
| ALLE | 1 | 41,0 | 1,3 | 13,67 | 561 |
| | 2 | 40,7 | 1,0 | 11,82 | 481 |
| | 3 | 40,4 | 0,7 | 11,26 | 455 |
| | ZUS. | 40,8 | 1,1 | 12,58 | 514 |
| FEINKERAMIK | | | | | |
| MAENNLICH | 1 | 41,0 | 1,2 | 14,89 | 607 |
| | 2 | 40,6 | 0,8 | 13,50 | 547 |
| | 3 | 39,8 | 0,4 | 11,84 | 470 |
| | ZUS. | 40,7 | 0,9 | 13,89 | 563 |
| WEIBLICH | 1 | 39,7 | 0,2 | 14,23 | 561 |
| | 2 | 40,2 | 0,6 | 11,30 | 455 |
| | 3 | 39,4 | 0,2 | 11,12 | 439 |
| | ZUS. | 39,8 | 0,3 | 11,98 | 476 |
| ALLE | 1 | 40,5 | 0,8 | 14,75 | 595 |
| | 2 | 40,5 | 0,8 | 12,76 | 516 |
| | 3 | 39,5 | 0,2 | 11,29 | 446 |
| | ZUS. | 40,3 | 0,7 | 13,11 | 527 |
| HERSTELLUNG UND VERARBEITUNG VON GLAS | | | | | |
| MAENNLICH | 1 | 40,9 | 0,8 | 14,38 | 590 |
| | 2 | 41,2 | 1,0 | 13,40 | 553 |
| | 3 | 40,8 | 0,4 | 12,35 | 505 |
| | ZUS. | 40,9 | 0,8 | 13,90 | 571 |
| WEIBLICH | 1 | 40,0 | 0,2 | 13,03 | 522 |
| | 2 | 40,0 | 0,4 | 12,39 | 498 |
| | 3 | 40,5 | 0,4 | 12,01 | 488 |
| | ZUS. | 40,2 | 0,3 | 12,32 | 497 |
| ALLE | 1 | 40,8 | 0,8 | 14,28 | 584 |
| | 2 | 40,8 | 0,8 | 13,09 | 536 |
| | 3 | 40,6 | 0,4 | 12,16 | 495 |
| | ZUS. | 40,8 | 0,7 | 13,53 | 553 |

| GESCHLECHT | LEISTUNGSGRUPPE | BEZAHLTE | MEHR- | BRUTTO- | BRUTTO- |
|---|-----------------|----------|----------|------------|---------|
| | | WOCHEN- | ARBEITS- | STUNDEN- | WOCHEN- |
| | | STUNDEN | | VERDIENSTE | |
| | | STD | | D M | |
| HOLZVERARBEITUNG; REP. VON GEBRAUCHSGUETERN AUS HOLZ U. AE. | | | | | |
| MAENNLICH | 1 | 42,3 | 2,2 | 13,33 | 565 |
| | 2 | 42,0 | 2,1 | 12,17 | 511 |
| | 3 | 41,6 | 2,0 | 11,32 | 471 |
| | ZUS. | 42,1 | 2,1 | 12,74 | 537 |
| WEIBLICH | 1 | 40,7 | 0,9 | 12,37 | 505 |
| | 2 | 40,7 | 0,9 | 11,51 | 467 |
| | 3 | 40,4 | 0,7 | 10,93 | 441 |
| | ZUS. | 40,6 | 0,9 | 11,61 | 471 |
| ALLE | 1 | 42,1 | 2,0 | 13,20 | 557 |
| | 2 | 41,5 | 1,7 | 11,96 | 496 |
| | 3 | 41,1 | 1,4 | 11,14 | 457 |
| | ZUS. | 41,7 | 1,8 | 12,46 | 520 |
| HERST.V.MUSIKINSTR.,SPIELWAREN,SPORTGERAETEN,SCHMUCK U.AE. | | | | | |
| MAENNLICH | 1 | 40,9 | 1,0 | 13,23 | 543 |
| | 2 | 40,9 | 1,0 | 11,42 | 468 |
| | 3 | 40,3 | 0,4 | 10,38 | 419 |
| | ZUS. | 40,9 | 1,0 | 12,34 | 506 |
| WEIBLICH | 1 | 40,4 | | 10,28 | 416 |
| | 2 | 40,2 | 0,4 | 9,35 | 376 |
| | 3 | 39,7 | 0,1 | 9,88 | 392 |
| | ZUS. | 40,2 | 0,3 | 9,69 | 390 |
| ALLE | 1 | 40,8 | 0,8 | 12,32 | 504 |
| | 2 | 40,5 | 0,6 | 10,26 | 416 |
| | 3 | 39,8 | 0,2 | 10,02 | 400 |
| | ZUS. | 40,6 | 0,7 | 11,09 | 451 |
| PAPIER- UND PAPPEVERARBEITUNG | | | | | |
| MAENNLICH | 1 | 41,6 | 1,8 | 13,23 | 551 |
| | 2 | 41,2 | 1,5 | 11,45 | 472 |
| | 3 | 40,5 | 0,7 | 10,50 | 424 |
| | ZUS. | 41,3 | 1,6 | 12,22 | 505 |
| WEIBLICH | 1 | 40,3 | 0,6 | 10,91 | 443 |
| | 2 | 40,3 | 1,1 | 9,93 | 401 |
| | 3 | 40,1 | 0,6 | 10,12 | 406 |
| | ZUS. | 40,3 | 0,8 | 10,11 | 408 |
| ALLE | 1 | 41,3 | 1,6 | 12,84 | 532 |
| | 2 | 40,8 | 1,3 | 10,74 | 438 |
| | 3 | 40,2 | 0,6 | 10,22 | 411 |
| | ZUS. | 40,9 | 1,3 | 11,35 | 464 |
| DRUCKEREI, VERVIELFAELTIGUNG | | | | | |
| MAENNLICH | 1 | 40,1 | 1,3 | 20,75 | 833 |
| | 2 | 40,2 | 1,1 | 18,55 | 744 |
| | 3 | 39,6 | 1,0 | 17,95 | 707 |
| | ZUS. | 40,1 | 1,2 | 19,94 | 799 |
| WEIBLICH | 1 | 39,6 | 0,8 | 17,92 | 711 |
| | 2 | 39,5 | 0,7 | 16,50 | 652 |
| | 3 | 39,7 | 0,5 | 15,66 | 621 |
| | ZUS. | 39,6 | 0,7 | 17,04 | 675 |
| ALLE | 1 | 40,0 | 1,1 | 19,93 | 798 |
| | 2 | 39,9 | 0,9 | 17,67 | 704 |
| | 3 | 39,7 | 0,7 | 16,70 | 660 |
| | ZUS. | 39,9 | 1,0 | 18,90 | 754 |
| HERSTELLUNG VON KUNSTSTOFFWAREN | | | | | |
| MAENNLICH | 1 | 41,3 | 1,6 | 13,76 | 569 |
| | 2 | 41,7 | 1,8 | 12,54 | 525 |
| | 3 | 41,3 | 1,4 | 11,26 | 466 |
| | ZUS. | 41,5 | 1,7 | 13,02 | 542 |
| WEIBLICH | 1 | 40,1 | 0,4 | 12,10 | 486 |
| | 2 | 39,9 | 0,5 | 11,38 | 457 |
| | 3 | 39,8 | 0,6 | 10,44 | 416 |
| | ZUS. | 39,9 | 0,5 | 11,24 | 450 |
| ALLE | 1 | 41,1 | 1,5 | 13,59 | 561 |
| | 2 | 41,1 | 1,4 | 12,17 | 503 |
| | 3 | 40,4 | 0,9 | 10,77 | 436 |
| | ZUS. | 41,1 | 1,3 | 12,54 | 516 |
| LEDERERZEUGUNG | | | | | |
| MAENNLICH | 1 | 40,9 | 1,4 | 12,50 | 511 |
| | 2 | 40,8 | 1,1 | 11,62 | 473 |
| | 3 | / | / | / | / |
| | ZUS. | 40,9 | 1,4 | 12,21 | 498 |
| WEIBLICH | 1 | (39,8) | | (10,32) | (412) |
| | 2 | (39,8) | (0,3) | (10,55) | (421) |
| | 3 | / | / | / | / |
| | ZUS. | 39,8 | 0,2 | 10,45 | 416 |
| ALLE | 1 | 40,7 | 1,2 | 12,09 | 492 |
| | 2 | 40,4 | 0,8 | 11,20 | 452 |
| | 3 | (40,9) | | (10,64) | (425) |
| | ZUS. | 40,6 | 1,1 | 11,72 | 475 |

**9 DURCHSCHNITTliche WOCHENARBEITSZEITEN, BRUTTOSTUNDEN- UND BRUTTOWOCHENVERDIENSTE
NACH INDUSTRIEZWEIGEN UND LEISTUNGSGRUPPEN IN DEN NEUEN LÄNDERN UND BERLIN-OST
IM JAHRE 1993**

| GESCHLECHT | LEISTUNGSGRUPPE | BEZAHLTE | MEHR- | BRUTTO- | BRUTTO- | GESCHLECHT | LEISTUNGSGRUPPE | BEZAHLTE | MEHR- | BRUTTO- | BRUTTO- |
|--|-----------------|----------|----------|------------|---------|---|-----------------|----------|----------|------------|---------|
| | | WOCHEN- | ARBEITS- | STUNDE | WOCHEN- | | | WOCHEN- | ARBEITS- | STUNDEN | WOCHEN- |
| | | STUNDEN | | VERDIENSTE | | | | STUNDEN | | VERDIENSTE | |
| | | STD | | D M | | | | STD | | D M | |
| LEDERVERARBEITUNG (OHNE HERSTELLUNG VON SCHUHEN) | | | | | | NAHRUNGS- UND GENUSSMITTELINDUSTRIE | | | | | |
| MAENNLICH | 1 | 40,6 | 0,8 | 10,78 | 439 | MAENNLICH | 1 | 42,4 | 2,5 | 14,41 | 613 |
| | 2 | 40,7 | 0,8 | 9,99 | 408 | | 2 | 42,7 | 2,8 | 12,98 | 556 |
| | 3 | / | / | / | / | | 3 | 41,6 | 1,7 | 12,20 | 509 |
| | ZUS. | 40,6 | 0,8 | 10,41 | 424 | | ZUS. | 42,4 | 2,5 | 13,66 | 581 |
| WEIBLICH | 1 | 40,3 | 0,7 | 9,27 | 378 | WEIBLICH | 1 | 41,0 | 1,2 | 12,74 | 523 |
| | 2 | 39,7 | 0,1 | 9,44 | 376 | | 2 | 40,7 | 0,9 | 11,66 | 476 |
| | 3 | 39,7 | | 9,17 | 364 | | 3 | 40,5 | 0,7 | 10,37 | 421 |
| | ZUS. | 40,0 | 0,4 | 9,32 | 374 | | ZUS. | 40,7 | 0,9 | 11,58 | 472 |
| ALLE | 1 | 40,4 | 0,7 | 9,78 | 399 | ALLE | 1 | 42,1 | 2,2 | 14,12 | 597 |
| | 2 | 39,9 | 0,3 | 9,55 | 382 | | 2 | 41,9 | 2,1 | 12,49 | 525 |
| | 3 | 39,8 | 0,1 | 9,15 | 364 | | 3 | 41,0 | 1,1 | 11,11 | 456 |
| | ZUS. | 40,1 | 0,5 | 9,58 | 386 | | ZUS. | 41,9 | 2,0 | 12,99 | 546 |
| HERSTELLUNG VON SCHUHEN; REPARATUR VON SCHUHEN USW. | | | | | | DARUNTER BROT- UND BACKWARENINDUSTRIE | | | | | |
| MAENNLICH | 1 | 40,9 | 1,0 | 12,03 | 491 | MAENNLICH | 1 | 42,1 | 2,2 | 14,17 | 598 |
| | 2 | 40,4 | 0,7 | 10,67 | 431 | | 2 | 42,7 | 2,8 | 12,35 | 527 |
| | 3 | (40,2) | | (9,44) | (379) | | 3 | 40,9 | 1,1 | 11,26 | 460 |
| | ZUS. | 40,7 | 0,8 | 11,48 | 467 | | ZUS. | 42,2 | 2,3 | 13,50 | 571 |
| WEIBLICH | 1 | 39,5 | 0,4 | 10,48 | 416 | WEIBLICH | 1 | 41,3 | 1,4 | 12,47 | 516 |
| | 2 | 39,6 | 0,5 | 9,93 | 392 | | 2 | 41,1 | 1,3 | 11,53 | 475 |
| | 3 | 39,8 | 0,1 | 9,56 | 381 | | 3 | 40,6 | 0,8 | 10,20 | 413 |
| | ZUS. | 39,6 | 0,4 | 10,08 | 399 | | ZUS. | 41,1 | 1,3 | 11,67 | 480 |
| ALLE | 1 | 40,3 | 0,7 | 11,36 | 458 | ALLE | 1 | 41,9 | 2,0 | 13,77 | 578 |
| | 2 | 39,8 | 0,5 | 10,15 | 404 | | 2 | 41,9 | 2,1 | 11,94 | 500 |
| | 3 | 39,9 | 0,2 | 9,54 | 381 | | 3 | 40,7 | 0,9 | 10,60 | 431 |
| | ZUS. | 40,0 | 0,6 | 10,66 | 426 | | ZUS. | 41,8 | 1,9 | 12,83 | 537 |
| TEXTILGEWERBE | | | | | | OBST- UND GEMÜSEVERARBEITUNG | | | | | |
| MAENNLICH | 1 | 41,0 | 1,1 | 12,15 | 499 | MAENNLICH | 1 | 41,9 | 2,0 | 12,14 | 510 |
| | 2 | 41,0 | 1,1 | 10,84 | 446 | | 2 | 42,4 | 2,9 | 11,44 | 488 |
| | 3 | 41,0 | 1,1 | 9,60 | 395 | | 3 | (40,3) | (0,5) | (9,90) | (398) |
| | ZUS. | 41,0 | 1,1 | 11,61 | 477 | | ZUS. | 42,1 | 2,4 | 11,67 | 493 |
| WEIBLICH | 1 | 40,1 | 0,4 | 10,22 | 411 | WEIBLICH | 1 | 40,5 | 0,6 | 11,14 | 452 |
| | 2 | 40,1 | 0,5 | 10,51 | 422 | | 2 | 40,3 | 0,6 | 10,04 | 404 |
| | 3 | 40,1 | 0,4 | 9,34 | 375 | | 3 | 39,8 | 0,4 | 9,68 | 385 |
| | ZUS. | 40,1 | 0,5 | 10,33 | 415 | | ZUS. | 40,3 | 0,6 | 10,33 | 416 |
| ALLE | 1 | 40,7 | 0,9 | 11,51 | 470 | ALLE | 1 | 41,4 | 1,5 | 11,81 | 490 |
| | 2 | 40,3 | 0,6 | 10,60 | 429 | | 2 | 41,4 | 1,8 | 10,79 | 448 |
| | 3 | 40,3 | 0,5 | 9,40 | 380 | | 3 | 40,0 | 0,5 | 9,77 | 390 |
| | ZUS. | 40,5 | 0,7 | 10,89 | 442 | | ZUS. | 41,3 | 1,6 | 11,10 | 459 |
| DARUNTER SPINNEREI, ZWIRNEREI, HANDELSF. AUFMACHUNG V. GARNEN | | | | | | SCHLACHTHÄUSER (OH. KOM. SCHLACHTHÖFE), FLEISCHVERARB. | | | | | |
| MAENNLICH | 1 | 41,0 | 1,0 | 12,53 | 515 | MAENNLICH | 1 | 42,0 | 1,9 | 13,13 | 552 |
| | 2 | 40,8 | 1,0 | 11,59 | 477 | | 2 | 42,2 | 2,3 | 12,24 | 519 |
| | 3 | 41,6 | 1,6 | 10,20 | 424 | | 3 | 41,4 | 1,4 | 10,98 | 457 |
| | ZUS. | 41,0 | 1,0 | 12,15 | 500 | | ZUS. | 42,1 | 2,1 | 12,59 | 531 |
| WEIBLICH | 1 | 39,9 | 0,2 | 9,98 | 397 | WEIBLICH | 1 | 41,2 | 1,5 | 12,18 | 501 |
| | 2 | 40,3 | 0,7 | 11,27 | 456 | | 2 | 40,7 | 0,9 | 10,93 | 445 |
| | 3 | 40,1 | 0,3 | 9,97 | 401 | | 3 | 41,0 | 1,1 | 10,37 | 426 |
| | ZUS. | 40,2 | 0,5 | 10,93 | 441 | | ZUS. | 40,8 | 1,0 | 11,11 | 454 |
| ALLE | 1 | 40,7 | 0,8 | 11,79 | 480 | ALLE | 1 | 41,8 | 1,8 | 12,95 | 542 |
| | 2 | 40,5 | 0,7 | 11,34 | 460 | | 2 | 41,6 | 1,7 | 11,73 | 489 |
| | 3 | 40,5 | 0,7 | 10,03 | 407 | | 3 | 41,2 | 1,2 | 10,64 | 439 |
| | ZUS. | 40,5 | 0,7 | 11,46 | 466 | | ZUS. | 41,7 | 1,7 | 12,10 | 505 |
| WEBEREI (OHNE WEBEREIEN DES SONSTIGEN TEXTILGEWERBES) | | | | | | FISCHVERARBEITUNG | | | | | |
| MAENNLICH | 1 | 41,1 | 1,3 | 12,06 | 495 | MAENNLICH | 1 | 41,7 | 2,5 | 12,50 | 524 |
| | 2 | 40,8 | 1,1 | 10,39 | 425 | | 2 | 44,1 | 4,6 | 10,71 | 478 |
| | 3 | 40,0 | 0,6 | 9,43 | 381 | | 3 | (44,1) | (4,3) | (9,08) | (412) |
| | ZUS. | 41,0 | 1,2 | 11,50 | 471 | | ZUS. | 42,8 | 3,5 | 11,48 | 497 |
| WEIBLICH | 1 | 40,3 | 0,9 | 10,91 | 442 | WEIBLICH | 1 | (40,0) | (1,2) | (12,19) | (497) |
| | 2 | 40,2 | 0,6 | 10,44 | 420 | | 2 | 40,6 | 1,4 | 9,75 | 397 |
| | 3 | 39,8 | 0,4 | 9,70 | 388 | | 3 | 41,8 | 2,0 | 8,37 | 356 |
| | ZUS. | 40,2 | 0,7 | 10,52 | 424 | | ZUS. | 40,7 | 1,5 | 9,72 | 399 |
| ALLE | 1 | 40,8 | 1,2 | 11,73 | 480 | ALLE | 1 | 41,4 | 2,2 | 12,43 | 519 |
| | 2 | 40,4 | 0,8 | 10,42 | 422 | | 2 | 41,8 | 2,5 | 10,10 | 424 |
| | 3 | 39,9 | 0,5 | 9,63 | 386 | | 3 | 42,4 | 2,6 | 8,56 | 370 |
| | ZUS. | 40,6 | 1,0 | 11,03 | 448 | | ZUS. | 41,7 | 2,4 | 10,58 | 445 |
| BEKLEIDUNGSGEWERBE | | | | | | BRAUEREI, MÄLZEREI | | | | | |
| MAENNLICH | 1 | 41,2 | 1,7 | 12,24 | 502 | MAENNLICH | 1 | 41,0 | 1,2 | 15,84 | 648 |
| | 2 | 41,7 | 1,8 | 11,21 | 470 | | 2 | 42,0 | 2,2 | 14,61 | 616 |
| | 3 | (42,4) | (1,7) | (9,26) | (392) | | 3 | 42,2 | 2,4 | 13,87 | 586 |
| | ZUS. | 41,4 | 1,7 | 11,77 | 487 | | ZUS. | 41,4 | 1,6 | 15,25 | 632 |
| WEIBLICH | 1 | 40,0 | 0,8 | 9,63 | 387 | WEIBLICH | 1 | 40,2 | 0,4 | 15,11 | 607 |
| | 2 | 39,4 | 0,3 | 9,69 | 382 | | 2 | 41,0 | 1,2 | 14,52 | 596 |
| | 3 | 40,1 | 0,4 | 8,18 | 328 | | 3 | 39,9 | 0,1 | 12,66 | 505 |
| | ZUS. | 39,7 | 0,5 | 9,55 | 380 | | ZUS. | 40,5 | 0,7 | 14,43 | 584 |
| ALLE | 1 | 40,2 | 1,0 | 10,14 | 409 | ALLE | 1 | 40,9 | 1,1 | 15,77 | 645 |
| | 2 | 39,6 | 0,4 | 9,82 | 390 | | 2 | 41,9 | 2,0 | 14,60 | 613 |
| | 3 | 40,4 | 0,5 | 8,29 | 334 | | 3 | 41,6 | 1,8 | 13,58 | 566 |
| | ZUS. | 39,9 | 0,7 | 9,86 | 394 | | ZUS. | 41,3 | 1,5 | 15,15 | 626 |

**9 DURCHSCHNITTliche WOCHENARBEITSZEITEN, BRUTTOSTUNDEN- UND BRUTTOWOCHENVERDIENSTE
NACH INDUSTRIEZWEIGEN UND LEISTUNGSGRUPPEN IN DEN NEUEN LAENDERN UND BERLIN-OST
IM JAHRE 1993**

| GESCHLECHT | LEISTUNGSGRUPPE | BEZAHLTE | MEHR- | BRUTTO- | BRUTTO- |
|---|-----------------|----------|----------|------------|------------|
| | | WOCHEN- | ARBEITS- | STUNDEN- | WOCHEN- |
| | | STUNDEN | STUNDEN | VERDIENSTE | VERDIENSTE |
| | | STD | | D M | |
| TABAKVERARBEITUNG | | | | | |
| MAENNlich | 1 | 40,3 | 0,2 | 21,51 | 866 |
| | 2 | 40,2 | 0,2 | 17,99 | 722 |
| | 3 | 39,9 | 0,1 | 17,70 | 706 |
| | ZUS. | 40,2 | 0,2 | 19,51 | 783 |
| WEIBlich | 1 | (40,5) | . | (20,73) | (840) |
| | 2 | 40,2 | 0,1 | 15,40 | 617 |
| | 3 | 40,0 | . | 14,49 | 579 |
| | ZUS. | 40,1 | 0,1 | 15,32 | 614 |
| ALLE | 1 | 40,3 | 0,2 | 21,46 | 864 |
| | 2 | 40,2 | 0,1 | 16,11 | 646 |
| | 3 | 40,0 | 0,1 | 15,94 | 637 |
| | ZUS. | 40,2 | 0,2 | 17,25 | 692 |
| DAVON HERSTELLUNG VON ZIGARREN, ZIGARRILOS, STUMPEN | | | | | |
| MAENNlich | 1 | 40,2 | 0,3 | 14,29 | 574 |
| | 2 | (40,4) | . | (10,97) | (442) |
| | 3 | / | / | / | / |
| | ZUS. | 40,4 | 0,4 | 12,58 | 507 |
| WEIBlich | 1 | . | . | . | . |
| | 2 | 40,2 | . | 11,02 | 442 |
| | 3 | 40,3 | . | 9,96 | 401 |
| | ZUS. | 40,2 | . | 10,79 | 433 |
| ALLE | 1 | 40,2 | 0,3 | 14,29 | 574 |
| | 2 | 40,2 | . | 11,01 | 442 |
| | 3 | 40,4 | 0,4 | 9,83 | 397 |
| | ZUS. | 40,3 | 0,3 | 11,23 | 451 |
| TABAKVERARBEITUNG (OH.HERST.V.ZIGARREN,ZIGARRILOS,STUMPEN) | | | | | |
| MAENNlich | 1 | 40,3 | 0,2 | 23,21 | 935 |
| | 2 | 40,1 | 0,1 | 19,56 | 785 |
| | 3 | 39,8 | . | 18,28 | 728 |
| | ZUS. | 40,1 | 0,2 | 20,83 | 836 |
| WEIBlich | 1 | (40,5) | . | (20,73) | (840) |
| | 2 | 40,1 | . | 18,86 | 756 |
| | 3 | 39,9 | . | 17,46 | 696 |
| | ZUS. | 40,1 | 0,1 | 18,62 | 746 |
| ALLE | 1 | 40,3 | 0,2 | 23,02 | 928 |
| | 2 | 40,1 | 0,1 | 19,11 | 766 |
| | 3 | 39,8 | . | 17,93 | 714 |
| | ZUS. | 40,1 | 0,1 | 19,84 | 795 |
| HOCH- UND TIEFBAU MIT HANDWERK | | | | | |
| MAENNlich | 1 | 41,7 | 1,8 | 18,35 | 770 |
| | 2 | 41,9 | 1,9 | 16,70 | 703 |
| | 3 | 42,0 | 1,8 | 15,08 | 635 |
| | ZUS. | 41,8 | 1,8 | 17,37 | 730 |
| HOCH- UND TIEFBAU MIT HANDWERK (OHNE FERTIGTEILBAU IM HOCHBAU) | | | | | |
| MAENNlich | 1 | 41,8 | 1,8 | 18,33 | 769 |
| | 2 | 41,9 | 1,9 | 16,69 | 703 |
| | 3 | 42,0 | 1,8 | 15,07 | 635 |
| | ZUS. | 41,9 | 1,8 | 17,35 | 729 |

10 DURCHSCHNITTliche BRUTTOJAHRESVERDIENSTE DER ARBEITER IM FRUEHEREN BUNDESGBEIT
DM

| INDUSTRIEZWEIG | 1990 | | | 1991 | | | 1992 | | |
|---|----------------|----------------|----------------|----------------|----------------|----------------|----------------|----------------|----------------|
| | MAENNlich | WEIBlich | ALLE | MAENNlich | WEIBlich | ALLE | MAENNlich | WEIBlich | ALLE |
| INDUSTRIE (EINSCHL. HOCH-U. TIEFBAU M. HANDWERK) | 48815 | 33828 | 46260 | 51523 | 35848 | 48902 | 54623 | 38172 | 51917 |
| INDUSTRIE (OH. BAUINDUSTRIE) | 49608 | 33828 | 46615 | 52299 | 35847 | 49227 | 54959 | 38151 | 51873 |
| INDUSTRIE (OH. BERGBAU), HOCH-U. TIEFBAU M. HANDWERK | 48818 | 33828 | 46181 | 51555 | 35847 | 48849 | 54616 | 38172 | 51833 |
| VERARBEITENDE INDUSTRIE (OH. BAUINDUSTRIE) | 49463 | 33804 | 46315 | 52158 | 35821 | 48930 | 54721 | 38120 | 51499 |
| VERARBEITENDE INDUSTRIE (OH. GEW. U. VERARB. V. STEIN, U. ERD, SOWIE OH. BAUINDUSTRIE) | 49527 | 33799 | 46301 | 52219 | 35815 | 48910 | 54724 | 38120 | 51431 |
| VERARBEITENDE INDUSTRIE (OH. GEW. U. VERARB. V. STEIN, U. ERD.), HOCH-U. TIEFBAU M. HANDW. | 48669 | 33799 | 45952 | 51381 | 35816 | 48596 | 54388 | 38141 | 51528 |
| ELEKTRIZ., GAS-, FERNWAERME-U. WASSERVERS. DARUNTER: ELEKTRIZITÄTSVERSORG. | 55171 56386 | 40278 40734 | 54765 55956 | 58773 59975 | 42649 43054 | 58330 59501 | 62159 63241 | 45711 45843 | 61694 62720 |
| BERGBAU | 48722 | - | 48722 | 50647 | - | 50647 | 54817 | - | 54817 |
| STEINKOHLENBERGB. U. -BRIKETTERSTELLUNG, KOKEREI | 47853 | - | 47853 | 49525 | - | 49525 | 53841 | - | 53841 |
| BRAUNKOHLENBERGBAU U. -BRIKETTERSTELL. ERZBERGBAU, GEW. V. SPALT-U. BRUTSTOFFHALTG. ERZEN | 57329 | - | 57329 | 61740 | - | 61740 | 64050 | - | 64050 |
| DARUNTER: EISENERZBERGBAU | - | - | - | - | - | - | - | - | - |
| KALI-U. STEINSALZBERGBAU, SALINEN | 47212 | - | 47212 | 50158 | - | 50158 | 52911 | - | 52911 |
| UEBR. BERGBAU 1), TORFGEWINNUNG | 54253 | - | 54247 | 54725 | - | 54725 | 59478 | - | 59478 |
| GRUNDSTOFF-U. PRODUKTIONS- UETERINDUSTRIE GEW. U. VERARB. V. STEIN, U. ERD. (OH. VERARB. V. ASBEST) | 50542 | 37081 | 49242 | 53119 | 39161 | 51790 | 55763 | 41056 | 54438 |
| METALLERZ. U. -BEARB. (OH. NE-METALLE USW) | 47262 | 35364 | 46317 | 50071 | 37552 | 49737 | 54630 | 38134 | 54153 |
| DAVON: EISENSCHAFFENDE INDUSTRIE | 48369 | 36229 | 48045 | 50393 | 38283 | 50076 | 52434 | 38978 | 52072 |
| EISEN-, STAHL-U. TEMPERGIESSEREI | 47915 | 34711 | 47735 | 50223 | 37077 | 50066 | 52504 | 39104 | 52334 |
| ZIEHEREIEN, KALTWALZWERKE | 50221 | 38967 | 49746 | 51328 | 39790 | 50856 | 52889 | 41077 | 52405 |
| NE-METALLERZ., -HALBZEUGWERKE U. -GIESSEREI | 47796 | 34922 | 46974 | 49826 | 37937 | 49080 | 51592 | 38420 | 50858 |
| DARUNTER: NE-METALLGIESSEREI | 49428 | 35034 | 48073 | 52447 | 37209 | 51016 | 55021 | 39564 | 53710 |
| MINERALÖLVERARBEITUNG | 46815 | 33260 | 45274 | 49590 | 35367 | 47892 | 51012 | 38122 | 49502 |
| CHEMISCHE INDUSTRIE (OH. H. V. CHEMIEFASERN) | 67697 | 43854 | 67279 | 70347 | 48554 | 69929 | 74002 | 51343 | 73594 |
| H. V. CHEMIEFASERN | 55035 | 38231 | 52307 | 57839 | 40415 | 55044 | 60256 | 42395 | 57449 |
| HOLZBEARBEITUNG | 51115 | 38755 | 50072 | 53605 | 40171 | 52545 | 58002 | 42131 | 54900 |
| DAVON: SÄGE-, HOBEL-, HOLZIMPRÄGIER- U. FURNIERWERKE | 42776 | 32953 | 42036 | 45960 | 35052 | 45119 | 49226 | 37173 | 48394 |
| SPERRHOLZ-, HOLZFASER-U. -SPAN- PLATTENWERKE | 39115 | 32722 | 38792 | 41843 | 35301 | 41495 | 46453 | 36691 | 45796 |
| ZELLSTOFF-, HOLZSCHLIFF-, PAPIER-U. PAPPE- ERZEUGUNG | 47220 | 33082 | 45752 | 50798 | 34909 | 49143 | 52908 | 37774 | 51827 |
| GUMMI- U. VERARB. V. ASBEST | 51349 | 34641 | 50529 | 54545 | 36775 | 53678 | 56805 | 39965 | 56024 |
| INVESTITIONSGUETERINDUSTRIE | 47003 | 35836 | 44930 | 49254 | 37667 | 47117 | 51601 | 39502 | 49413 |
| STAHL-, L. METALL-U. SCHIENENFZ. BAU (OH. LOK. BAU) | 50222 | 35636 | 47616 | 53055 | 37796 | 50380 | 55650 | 40238 | 52984 |
| MASCHINENBAU, LOKOMOTIVBAU | 51136 | 35034 | 50822 | 53878 | 37879 | 53538 | 55405 | 40448 | 55074 |
| STRASSENFAHRZEUGB., REP. V. KFZ USW | 49897 | 35827 | 48969 | 52098 | 37390 | 51137 | 54549 | 40262 | 53476 |
| DARUNTER: H. V. KFZ U. -MOTOREN | 54334 | 41741 | 52998 | 57881 | 44504 | 56520 | 60750 | 47452 | 59440 |
| SCHIFFBAU | 56620 | 47502 | 55922 | 60802 | 50725 | 60061 | 63913 | 54441 | 63242 |
| LUFT-U. RAUMFAHRZEUGBAU | 50402 | 38207 | 50322 | 52333 | 39355 | 52256 | 55979 | 43551 | 55303 |
| ELEKTROTECHNIK, REP. V. HAUSHALTSGERÄTEN | 53414 | 39498 | 52446 | 56996 | 42974 | 56027 | 59874 | 45299 | 58938 |
| FEINMECHANIK, OPTIK, H. V. UHREN USW | 46633 | 34220 | 41964 | 49485 | 36406 | 44648 | 52545 | 38725 | 47432 |
| H. V. EBM-WAREN, STAHLVERFORMUNG, OBER- FLÄCH. VEREDLG., HAERTUNG | 44856 | 34474 | 40694 | 47337 | 36453 | 42932 | 50297 | 38695 | 45724 |
| H. V. BUERO MASCHINEN, ADV.-GERÄTEN U. -EINR. USW | 46298 | 33561 | 43636 | 48756 | 35557 | 45975 | 50488 | 37666 | 47881 |
| VERBRAUCHSGUETERINDUSTRIE | 47041 | 36776 | 43385 | 49622 | 39441 | 46062 | 51541 | 41344 | 47770 |
| FEINKERAMIK | 45726 | 30895 | 40437 | 48355 | 32789 | 42977 | 50870 | 35139 | 45634 |
| H. U. VERARB. V. GLAS | 40535 | 31242 | 36438 | 41858 | 32002 | 37511 | 43102 | 32660 | 38641 |
| HOLZVERARBEITUNG USW | 47462 | 31629 | 45273 | 49583 | 33078 | 47331 | 51401 | 35362 | 49192 |
| H. V. MUSIKINSTRUMENTEN, SPIELWAREN, SCHMUCK USW | 44782 | 33093 | 42604 | 47393 | 35060 | 45043 | 49886 | 37922 | 47783 |
| PAPIER-U. PAPPEVERARBEITUNG | 41788 | 30870 | 36657 | 44119 | 32756 | 38755 | 46100 | 34687 | 41027 |
| DRUCKEREI, VERVIELFÄLTIGUNG | 46093 | 31067 | 41536 | 48996 | 33186 | 44334 | 51132 | 36271 | 46824 |
| H. V. KUNSTSTOFFWAREN | 54978 | 37874 | 51960 | 58701 | 40805 | 55618 | 62069 | 44167 | 58631 |
| LEDERERZEUGUNG | 44467 | 31124 | 41001 | 47106 | 33296 | 43575 | 49663 | 35467 | 46087 |
| LEDERVERARB. (OH. H. V. SCHUHEN) | 40513 | 30651 | 37837 | 42729 | 32275 | 39912 | 45508 | 34823 | 42711 |
| H. V. SCHUHEN, REP. V. SCHUHEN USW | 36870 | 27291 | 30621 | 38438 | 28329 | 31801 | 40169 | 30597 | 33657 |
| TEXTILGEWERBE | 37100 | 29100 | 32200 | 38942 | 30342 | 33736 | 41332 | 33033 | 36387 |
| DARUNTER: SPINNEREI, ZWIRNEREI, HANDELSF. AUFW. V. GARNEN | 41350 | 30735 | 36835 | 43400 | 32414 | 38861 | 45710 | 34459 | 41261 |
| WEBEREI (OH. WEBEREIEN D. SONST. TEXTILGEW.) | 40061 | 30530 | 36495 | 42366 | 32163 | 38715 | 45821 | 34100 | 42033 |
| BEKLEIDUNGSGEWERBE | 40907 | 31772 | 37708 | 42783 | 33182 | 39486 | 44981 | 34996 | 41642 |
| NAHRUNGS-U. GENUSSMITTELINDUSTRIE | 39350 | 28814 | 30153 | 41526 | 30676 | 32135 | 44456 | 32420 | 34198 |
| DARUNTER: BROT-U. BACKWARENINDUSTRIE | 47711 | 30884 | 43317 | 50082 | 32711 | 45487 | 52807 | 34765 | 48142 |
| OBST-U. GEMUESEVERARB. | 45040 | 29980 | 41949 | 47975 | 31732 | 44925 | 50290 | 33890 | 47088 |
| SCHLACHTHAEUER (OH. KOMMUNALE) | 45872 | 29509 | 41145 | 47564 | 31759 | 42937 | 49814 | 34232 | 45489 |
| FLEISCHVERARB. | 46300 | 32102 | 41578 | 48306 | 33762 | 43306 | 50124 | 34954 | 45169 |
| FISCHVERARBEITUNG | 42171 | 26904 | 33030 | 43687 | 28791 | 35127 | 45711 | 30209 | 37060 |
| BRAUEREI, MÄLZEREI | 49875 | 40357 | 49676 | 52662 | 42761 | 52465 | 56476 | 45615 | 56257 |
| TABAKVERARBEITUNG | 53402 | 39396 | 46863 | 56989 | 42880 | 50775 | 58880 | 45893 | 53390 |
| DAVON: H. V. ZIGAREN, ZIGARILLOS, STUMPEN | 33832 | 25256 | 27102 | 36298 | 27613 | 29731 | 38690 | 28657 | 31123 |
| TABAKVERARB. (OH. H. V. ZIGAREN, ZIGARILLOS U. AE.) | 54558 | 43671 | 50029 | 58017 | 46378 | 53338 | 59620 | 46887 | 55405 |
| HOCH-U. TIEFBAU (EINSCHL. HANDWERK) | 43115 | - | 43115 | 46137 | - | 46137 | 52295 | - | 52295 |
| DARUNTER: HOCH-U. TIEFBAU M. HANDWERK (OH. FERTIGTEILBAU IM HOCHBAU) | 42985 | - | 42985 | 46001 | - | 46001 | 52166 | - | 52166 |

1) GEWINNUNG VON ERDOEL, ERDGAS, SONSTIGER BERGBAU

11 DURCHSCHNITTliche BRUTTOJAHRESVERDIENSTE DER ARBEITER IN DEN NEUEN LAENDERN UND BERLIN-OST
DM

| INDUSTRIEZWEIG | 1990 | | | 1991 | | | 1992 | | |
|--|-----------|----------|------|-----------|----------|-------|-----------|----------|-------|
| | MAENNLICH | WEIBLICH | ALLE | MAENNLICH | WEIBLICH | ALLE | MAENNLICH | WEIBLICH | ALLE |
| INDUSTRIE (EINSCHL. HOCH-U. TIEFBAU M. HANDWERK) | - | - | - | 24387 | 18864 | 23645 | 31459 | 23045 | 30426 |
| INDUSTRIE (OH. BAUINDUSTRIE) | - | - | - | 22868 | 18818 | 22184 | 29230 | 22996 | 28123 |
| INDUSTRIE (OH. BERGBAU), HOCH-U. TIEFBAU M. HANDWERK | - | - | - | 24418 | 18864 | 23601 | 31173 | 22984 | 30120 |
| VERARBEITENDE INDUSTRIE (OH. BAUINDUSTRIE) | - | - | - | 22036 | 18416 | 21320 | 27683 | 22472 | 26647 |
| VERARBEITENDE INDUSTRIE (OH. GEW. U. VERARB. V. STEIN, U. ERD. SOWIE OH. BAUINDUSTRIE) | - | - | - | 22036 | 18417 | 21304 | 27462 | 22423 | 26417 |
| VERARBEITENDE INDUSTRIE (OH. GEW. U. VERARB. V. STEIN, U. ERD.), HOCH-U. TIEFBAU M. HANDW. | - | - | - | 24170 | 18470 | 23306 | 30819 | 22484 | 29711 |
| ELEKTRIZ., GAS-, FERNWÄRME-U. WASSERVERS. DARUNTER: ELEKTRIZITÄTSVERSORG. | - | - | - | 27794 | 24595 | 27409 | 37605 | 33761 | 37213 |
| | - | - | - | 28532 | 24842 | 28000 | 39492 | 35075 | 38920 |
| BERGBAU | - | - | - | 24105 | - | 24105 | 35716 | - | 35716 |
| STEINKOHLENBERGB. U. -BRIKETTERSTELLUNG, KOKEREI | - | - | - | 29741 | - | 29741 | - | - | - |
| BRAUNKOHLENBERGBAU U. -BRIKETTERSTELL. | - | - | - | 23858 | - | 23858 | 36247 | - | 36247 |
| ERZBERGBAU, GEW. V. SPALT-U. BRUTSTOFFHALTG. ERZEN | - | - | - | - | - | - | - | - | - |
| DARUNTER: EISENERZBERGBAU | - | - | - | - | - | - | - | - | - |
| KALI-U. STEINSALZBERGBAU, SALINEN | - | - | - | 22990 | - | 22990 | 27865 | - | 27865 |
| UEBR. BERGBAU 1), TORFGewinnung | - | - | - | 27991 | - | 27991 | 38108 | - | 38108 |
| GRUNDSTOFF-U. PRODUKTIONS- GUTER INDUSTRIE | - | - | - | 21376 | 18999 | 20918 | 28042 | 24396 | 27463 |
| GEW. U. VERARB. V. STEIN, U. ERD. (OH. VERARB. V. ASBEST) | - | - | - | 22036 | 18398 | 21870 | 30790 | 25649 | 30516 |
| METALLERZ. U. -BEARB. (OH. NE-METALLE USW) | - | - | - | 21643 | 19096 | 21373 | 25832 | 21832 | 25440 |
| DAVON: EISENSCHAFFENDE INDUSTRIE | - | - | - | 21046 | 19330 | 20836 | 25310 | 21659 | 24809 |
| EISEN-, STAHL-U. TEMPERGIESSEREI | - | - | - | 22465 | 19010 | 22140 | 26369 | 22778 | 26181 |
| ZIEHEREIEN, KALTWALZWERKE | - | - | - | 21711 | 18545 | 21429 | 25765 | 21010 | 25375 |
| NE-METALLERZ., -HALBZEUGWERKE U. -GIESSEREI | - | - | - | 23052 | 19009 | 22743 | 28469 | 23879 | 28037 |
| DARUNTER: NE-METALLGIESSEREI | - | - | - | 22659 | - | 22511 | 26085 | 21203 | 25784 |
| MINERALÖLVERARBEITUNG | - | - | - | 21474 | 20152 | 21051 | 30082 | 27695 | 29514 |
| CHEMISCHE INDUSTRIE (OH. H. V. CHEMIEFASERN) | - | - | - | 20711 | 18882 | 20179 | 27406 | 25138 | 26805 |
| H. V. CHEMIEFASERN | - | - | - | 21352 | 19118 | 20707 | 27767 | 23704 | 26315 |
| HOLZBEARBEITUNG | - | - | - | 20967 | 17127 | 20567 | 24045 | 20682 | 23694 |
| DAVON: SÄGE-, HOBEL-, HOLZIMPRÄGNIER- U. FURNIERWERKE | - | - | - | 19415 | 15123 | 19157 | 23562 | 20176 | 23283 |
| SPERRHOLZ-, HOLZFASER-U. -SPAN- PLATTENWERKE | - | - | - | 22648 | 17930 | 21952 | - | - | - |
| ZELLSTOFF-, HOLZSCHLIFF-, PAPIER-U. PAPPE- ERZEUGUNG | - | - | - | 20476 | 17342 | 19892 | 27551 | 23283 | 26803 |
| GUMMI- u. VERARB. V. ASBEST | - | - | - | 20052 | 17532 | 19764 | 25025 | 20911 | 24139 |
| INVESTITIONSGUTER INDUSTRIE | - | - | - | 22219 | 17369 | 21641 | 27673 | 22213 | 27020 |
| STAHL-, L. METALL-U. SCHIENENFZ. BAU (OH. LOK. BAU) | - | - | - | 23489 | 18280 | 23187 | 29711 | 25311 | 29432 |
| MASCHINENBAU, LOKOMOTIVBAU | - | - | - | 22786 | 20023 | 22586 | 27466 | 22382 | 27094 |
| STRASSENFAHRZEUGB., REP. V. KFZ USW | - | - | - | 21714 | 18203 | 21563 | 27201 | 23606 | 26924 |
| DARUNTER: H. V. KFZ U. -MOTOREN | - | - | - | 22967 | 17978 | 22566 | 29329 | 22708 | 28879 |
| SCHIFFBAU | - | - | - | 22681 | 19774 | 22436 | 27921 | 22691 | 27587 |
| LUFT-U. RAUMFAHRZEUGBAU | - | - | - | - | - | - | - | - | - |
| ELEKTROTECHNIK, REP. V. HAUSHALTSGERÄTEN | - | - | - | 22582 | 17113 | 21609 | 26796 | 21745 | 25584 |
| FEINMECHANIK, OPTIK, H. V. UHREN USW | - | - | - | 16254 | 13874 | 15474 | 23154 | 18573 | 21928 |
| H. V. EBM-WAREN, STAHLVERFORMUNG, OBER- FLÄCH. VEREDLG., HAERTUNG | - | - | - | 20536 | 16835 | 19935 | 26426 | 21541 | 25704 |
| H. V. BUEROMASCHINEN, ADV-GERÄTEN U. -EINR. USW | - | - | - | 19536 | 17625 | 19186 | 25687 | 24168 | 25294 |
| VERBRAUCHSGUTER INDUSTRIE | - | - | - | 22251 | 18824 | 20966 | 26969 | 21551 | 24761 |
| FEINKERAMIK | - | - | - | 24014 | 23704 | 23871 | 26697 | 23855 | 25494 |
| H. U. VERARB. V. GLAS | - | - | - | 22316 | 19690 | 21871 | 27589 | 23214 | 26648 |
| HOLZVERARBEITUNG: USW | - | - | - | 19994 | 18108 | 19700 | 25640 | 22329 | 24830 |
| H. V. MUSIKINSTRUMENTEN, SPIELWAREN, SCHMUCK USW | - | - | - | 19708 | 16417 | 18735 | 24682 | 18873 | 22135 |
| PAPIER-U. PAPPEVERARBEITUNG | - | - | - | 20979 | 17517 | 19842 | 24842 | 20334 | 23088 |
| DRUCKEREI, Vervielfaeltigung | - | - | - | 33006 | 27454 | 31084 | 38116 | 33238 | 37014 |
| H. V. KUNSTSTOFFWAREN | - | - | - | 20247 | 17464 | 19404 | 26590 | 22023 | 25349 |
| LEDERERZEUGUNG | - | - | - | 17403 | 16240 | 17157 | 24891 | 20906 | 24052 |
| LEDERVERARB. (OH. H. V. SCHUHEN) | - | - | - | 19859 | 17800 | 18609 | 20978 | 18826 | 19391 |
| H. V. SCHUHEN, REP. V. SCHUHEN USW | - | - | - | 19209 | 16706 | 17747 | 22037 | 18476 | 19901 |
| TEXTILGEBIERE | - | - | - | 18865 | 17235 | 17972 | 22767 | 19846 | 21124 |
| DARUNTER: SPINNEREI, ZWIRNEREI, HANDELSF. AUFM. V. GÄRNE | - | - | - | 18473 | 17566 | 18050 | 23565 | 21163 | 22237 |
| WEBEREI (OH. WEBEREIEN D. SONST. TEXTILGEW.) | - | - | - | 18973 | 17984 | 18502 | 22318 | 20008 | 21263 |
| BEKLEIDUNGSGEWERBE | - | - | - | 18574 | 14662 | 15598 | 22748 | 17744 | 18607 |
| NAHRUNGS-U. GENUSSMITTELINDUSTRIE | - | - | - | 22316 | 18658 | 21317 | 27850 | 22933 | 26387 |
| DARUNTER: BROT-U. BACKWARENINDUSTRIE | - | - | - | 23164 | 20371 | 22068 | 26833 | 22430 | 25173 |
| OBST-U. GEMÜSEVERARB. | - | - | - | 21598 | 18021 | 20100 | 23603 | 20049 | 22086 |
| SCHLACHTHAEUER (OH. KOMMUNALE) | - | - | - | - | - | - | - | - | - |
| FLEISCHVERARB. | - | - | - | 21970 | 18897 | 21072 | 25451 | 21727 | 24314 |
| FISCHVERARBEITUNG | - | - | - | 18373 | 14341 | 16590 | 24503 | 20792 | 22683 |
| BRAUEREI, MÄLZEREI | - | - | - | 21442 | 18873 | 21070 | 29833 | 26746 | 29464 |
| TABAKVERARBEITUNG | - | - | - | 17416 | 15826 | 17127 | 39009 | 33943 | 36687 |
| DAVON: H. V. ZIGARREN, ZIGARIL- LOS, STUMPEN | - | - | - | 17416 | 15826 | 17127 | 22750 | 19687 | 21199 |
| TABAKVERARB. (OH. H. V. ZIGARREN, ZIGARILLOS U. AE.) | - | - | - | - | - | - | - | 35815 | 38505 |
| HOCH-U. TIEFBAU (EINSCHL. HANDWERK) | - | - | - | 29072 | - | 29072 | 35426 | - | 35426 |
| DARUNTER: HOCH-U. TIEFBAU M. HANDWERK (OH. FERTIGTEILBAU IM HOCHBAU) | - | - | - | 28779 | - | 28779 | 35437 | - | 35437 |

1) GEWINNUNG VON ERDOEL, ERDGAS, SONSTIGER BERGBAU

**Durchschnittliche Bruttonomatsverdienste der Arbeiter und Angestellten zusammen in ausgewählten Wirtschaftszweigen
im früheren Bundesgebiet und in den neuen Ländern und Berlin-Ost**

- Absolutwerte -

| Wirtschaftszweig | Oktober 1992 | | Januar 1993 | | April 1993 | | Juli 1993 | | Oktober 1993 | |
|---|-----------------------|----------------------------|-----------------------|----------------------------|-----------------------|----------------------------|-----------------------|----------------------------|-----------------------|----------------------------|
| | Früheres Bundesgebiet | Neue Länder und Berlin-Ost | Früheres Bundesgebiet | Neue Länder und Berlin-Ost | Früheres Bundesgebiet | Neue Länder und Berlin-Ost | Früheres Bundesgebiet | Neue Länder und Berlin-Ost | Früheres Bundesgebiet | Neue Länder und Berlin-Ost |
| DM | | | | | | | | | | |
| Industrie (einschließlich Hoch- und Tiefbau mit Handwerk) | 4 478 | 2 710 | 4 400 | 2 704 | 4 507 | 2 918 | 4 576 | 3 027 | 4 601 | 3 122 |
| Industrie (ohne Bauindustrie) | 4 497 | 2 558 | 4 458 | 2 608 | 4 518 | 2 771 | 4 583 | 2 886 | 4 616 | 2 994 |
| Industrie (ohne Bergbau), Hoch- und Tiefbau mit Handwerk | 4 475 | 2 683 | 4 435 | 2 670 | 4 505 | 2 883 | 4 579 | 3 001 | 4 601 | 3 094 |
| Verarbeitende Industrie | 4 474 | 2 437 | 4 430 | 2 478 | 4 493 | 2 620 | 4 564 | 2 763 | 4 592 | 2 872 |
| Elektrizitäts-, Gas-, Fernwärme- und Wasserversorgung | 5 042 | 3 182 | 5 074 | 3 234 | 5 121 | 3 497 | 5 192 | 3 518 | 5 229 | 3 563 |
| Bergbau | 4 648 | 3 099 | 4 645 | 3 197 | 4 604 | 3 533 | 4 419 | 3 520 | 4 610 | 3 662 |
| Braunkohlenbergbau und -brikettherst. | 5 059 | 3 125 | 5 338 | 3 220 | 5 312 | 3 588 | 5 266 | 3 587 | 5 342 | 3 753 |
| Kali- und Steinsalzbergbau, Salinen | 4 296 | 2 471 | 4 469 | 2 636 | 4 562 | 2 708 | 4 378 | 2 732 | 4 454 | 2 920 |
| Grundstoff- u. Produktionsgüterindustrie | 4 677 | 2 504 | 4 660 | 2 542 | 4 683 | 2 742 | 4 725 | 2 826 | 4 732 | 2 889 |
| Mineralölverarbeitung | 6 150 | 2 595 | 6 306 | 2 597 | 6 309 | 2 971 | 6 224 | 2 927 | 6 278 | 3 007 |
| Chemische Industrie (ohne Herstellung von Chemiefasern) | 5 076 | 2 535 | 5 133 | 2 585 | 5 142 | 2 806 | 5 141 | 2 838 | 5 174 | 2 871 |
| Herstellung von Chemiefasern | 4 516 | 2 536 | 4 688 | 2 547 | 4 525 | 2 718 | 4 458 | 2 623 | 4 497 | 2 666 |
| Investitionsgüterindustrie | 4 660 | 2 507 | 4 583 | 2 536 | 4 662 | 2 700 | 4 754 | 2 903 | 4 777 | 3 037 |
| Schiffbau | 4 799 | 2 564 | 4 673 | 2 561 | 4 709 | 2 751 | 4 918 | 3 022 | 5 240 | 3 439 |
| Elektrotechnik; Reparatur von elektrischen Geräten für den Haushalt | 4 676 | 2 498 | 4 672 | 2 537 | 4 794 | 2 729 | 4 850 | 2 955 | 4 903 | 3 075 |
| Herstellung von Büromaschinen, Datenverarbeitungsgeräten u.-einrichtungen | 5 593 | 2 425 | 5 761 | 2 358 | 5 901 | 2 553 | 5 968 | 2 759 | 6 022 | 2 695 |
| Verbrauchsgüterindustrie | 3 820 | 2 247 | 3 831 | 2 312 | 3 856 | 2 369 | 3 923 | 2 440 | 3 976 | 2 540 |
| Herstellung und Verarbeitung von Glas | 4 110 | 2 404 | 4 070 | 2 407 | 4 093 | 2 410 | 4 104 | 2 567 | 4 194 | 2 662 |
| Papier- und Pappeverarbeitung | 3 844 | 2 012 | 3 894 | 2 064 | 3 877 | 2 095 | 3 991 | 2 224 | 4 013 | 2 285 |
| Druckerei, Vervielfältigung | 4 701 | 3 119 | 4 770 | 3 248 | 4 819 | 3 257 | 4 840 | 3 381 | 4 945 | 3 498 |
| Textilgewerbe | 3 549 | 2 027 | 3 509 | 2 036 | 3 507 | 2 040 | 3 645 | 2 125 | 3 702 | 2 187 |
| Nahrungs- und Genussmittelindustrie | 4 077 | 2 265 | 4 104 | 2 346 | 4 155 | 2 407 | 4 180 | 2 457 | 4 267 | 2 590 |
| Brauerei, Mälzerei | 4 621 | 2 544 | 4 709 | 2 723 | 4 761 | 2 748 | 4 800 | 2 941 | 4 849 | 3 008 |
| Hoch- und Tiefbau mit Handwerk | 4 310 | 3 099 | 4 215 | 2 993 | 4 412 | 3 273 | 4 514 | 3 358 | 4 481 | 3 406 |
| Groß- und Einzelhandel, Kreditinstitute und Versicherungsgewerbe | 4 248a) | 2 658a) | 4 326a) | 2 768a) | 4 380a) | 2 897a) | 4 400a) | 3 057a) | 4 439a) | 3 115a) |
| Großhandel | 4 562a) | 2 590a) | 4 619a) | 2 657a) | 4 683a) | 2 753a) | 4 712a) | 2 859a) | 4 749a) | 2 952a) |
| Einzelhandel | 3 530a) | 2 314a) | 3 587a) | 2 474a) | 3 585a) | 2 543a) | 3 650a) | 2 882a) | 3 705a) | 2 720a) |
| Kreditinstitute | 4 590a) | 2 831a) | 4 650a) | 2 894a) | 4 772a) | 3 045a) | 4 762a) | 3 221a) | 4 789a) | 3 277a) |
| Versicherungsgewerbe | 4 850a) | 3 257a) | 5 065a) | 3 268a) | 5 059a) | 3 424a) | 5 073a) | 3 583a) | 5 077a) | 3 608a) |

- Veränderungsrate -

| Wirtschaftszweig | Zu- (+) bzw. Abnahme (-) | | | | | | | |
|---|------------------------------------|----------------------------|----------------------------------|----------------------------|--------------------------------|----------------------------|----------------------------------|----------------------------|
| | Januar 1993 gegenüber Oktober 1992 | | April 1993 gegenüber Januar 1993 | | Juli 1993 gegenüber April 1993 | | Oktober 1993 gegenüber Juli 1993 | |
| | Früheres Bundesgebiet | Neue Länder und Berlin-Ost | Früheres Bundesgebiet | Neue Länder und Berlin-Ost | Früheres Bundesgebiet | Neue Länder und Berlin-Ost | Früheres Bundesgebiet | Neue Länder und Berlin-Ost |
| | % | | | | | | | |
| Industrie (einschließlich Hoch- und Tiefbau mit Handwerk) | - 1,7 | - 0,2 | + 2,4 | + 7,9 | + 1,5 | + 3,7 | + 0,5 | + 3,1 |
| Industrie (ohne Bauindustrie) | - 0,9 | + 2,0 | + 1,3 | + 6,3 | + 1,4 | + 4,2 | + 0,7 | + 3,7 |
| Industrie (ohne Bergbau), Hoch- und Tiefbau mit Handwerk | - 0,9 | - 0,5 | + 1,6 | + 8,0 | + 1,6 | + 4,1 | + 0,5 | + 3,1 |
| Verarbeitende Industrie | - 1,0 | + 1,7 | + 1,4 | + 5,7 | + 1,6 | + 5,5 | + 0,6 | + 3,9 |
| Elektrizitäts-, Gas-, Fernwärme- und Wasserversorgung | + 0,6 | + 1,6 | + 0,9 | + 8,1 | + 1,4 | + 0,6 | + 0,7 | + 1,3 |
| Bergbau | - 0,1 | + 3,2 | - 0,9 | +10,5 | - 4,0 | - 0,4 | + 4,3 | + 4,0 |
| Braunkohlenbergbau und -brikettherst. | + 5,5 | + 3,0 | - 0,5 | +11,4 | - 0,9 | - 0,0 | + 1,4 | + 4,6 |
| Kali- und Steinsalzbergbau, Salinen | + 4,0 | + 6,7 | + 2,1 | + 2,7 | - 4,0 | + 0,9 | + 1,7 | + 6,9 |
| Grundstoff- u. Produktionsgüterindustrie | - 0,4 | + 1,5 | - 0,5 | + 7,9 | + 0,9 | + 3,1 | + 0,1 | + 2,2 |
| Mineralölverarbeitung | + 2,5 | + 0,1 | + 0,0 | +14,4 | - 1,3 | - 1,5 | + 0,9 | + 2,7 |
| Chemische Industrie (ohne Herstellung von Chemiefasern) | + 1,1 | + 2,0 | + 0,2 | + 8,5 | - 0,0 | + 1,1 | + 0,6 | + 1,2 |
| Herstellung von Chemiefasern | + 3,8 | + 0,4 | - 3,5 | + 6,7 | - 1,5 | - 3,5 | + 0,9 | + 1,6 |
| Investitionsgüterindustrie | - 1,7 | + 1,2 | + 1,7 | + 6,5 | + 2,0 | + 7,5 | + 0,5 | + 4,6 |
| Schiffbau | - 2,6 | - 0,1 | + 0,8 | + 7,4 | + 4,4 | + 9,9 | + 6,5 | +13,8 |
| Elektrotechnik; Reparatur von elektrischen Geräten für den Haushalt | - 0,1 | + 1,6 | + 2,6 | + 7,6 | + 1,2 | + 8,3 | + 1,1 | + 4,1 |
| Herstellung von Büromaschinen, Datenverarbeitungsgeräten u.-einrichtungen | + 3,0 | - 2,8 | + 2,4 | + 8,3 | + 1,1 | + 8,1 | + 0,9 | - 2,3 |
| Verbrauchsgüterindustrie | + 0,3 | + 2,9 | + 0,7 | + 2,5 | + 1,7 | + 3,0 | + 1,4 | + 4,1 |
| Herstellung und Verarbeitung von Glas | - 1,0 | + 0,1 | + 0,6 | + 0,1 | + 0,3 | + 6,5 | + 2,2 | + 3,7 |
| Papier- und Pappeverarbeitung | + 1,3 | + 2,6 | - 0,4 | + 1,5 | + 2,9 | + 6,2 | + 0,6 | + 2,7 |
| Druckerei, Vervielfältigung | + 1,5 | + 4,1 | + 1,0 | + 0,3 | + 0,4 | + 3,8 | + 2,2 | + 3,5 |
| Textilgewerbe | - 1,1 | + 0,4 | - 0,1 | + 0,2 | + 3,9 | + 4,2 | + 1,6 | + 2,9 |
| Nahrungs- und Genussmittelindustrie | + 0,7 | + 3,6 | + 1,2 | + 2,6 | + 0,6 | + 2,1 | + 2,1 | + 5,4 |
| Brauerei, Mälzerei | + 1,9 | + 7,0 | + 1,1 | + 0,9 | + 0,8 | + 7,0 | + 1,0 | + 2,3 |
| Hoch- und Tiefbau mit Handwerk | - 2,2 | - 3,4 | + 4,7 | + 8,4 | + 2,3 | + 2,6 | - 0,7 | + 1,4 |
| Groß- und Einzelhandel, Kreditinstitute und Versicherungsgewerbe | + 1,8a) | + 4,1a) | + 1,2a) | + 4,7a) | + 0,5a) | + 5,5a) | + 0,9a) | + 1,9a) |
| Großhandel | + 1,2a) | + 2,6a) | + 1,4a) | + 3,6a) | + 0,6a) | + 3,9a) | + 0,8a) | + 3,3a) |
| Einzelhandel | + 1,6a) | + 6,9a) | - 0,1a) | + 2,8a) | + 1,8a) | + 5,5a) | + 1,5a) | + 1,4a) |
| Kreditinstitute | + 1,3a) | + 2,2a) | + 2,6a) | + 5,2a) | - 0,2a) | + 5,8a) | + 0,6a) | + 1,7a) |
| Versicherungsgewerbe | + 4,4a) | + 0,3a) | - 0,1a) | + 4,8a) | + 0,3a) | + 4,6a) | + 0,1a) | + 0,7a) |

a) Nur Angestellte.

Verzeichnis der nachgewiesenen Wirtschaftszweige

Nr. der Grundsystematik¹⁾

| | |
|--|--|
| 1,2,300 | Industrie (einschl. Hoch- und Tiefbau mit Handwerk) |
| 1,2 | Industrie (ohne Bauindustrie) |
| 10,2,300 | Industrie (ohne Bergbau), Hoch- und Tiefbau mit Handwerk |
| 2 | Verarbeitende Industrie (ohne Bauindustrie) |
| 2 (oh.221,222 1-6, 222 8-9,223,226) | Verarbeitende Industrie (ohne Gewinnung von Verarbeitung von Steinen und Erden sowie ohne Bauindustrie) |
| 2 (oh.221,222 1-6, 222 8-9,223,226) 300 | Verarbeitende Industrie (ohne Gewinnung von Verarbeitung von Steinen und Erden), Hoch- und Tiefbau ²⁾ |
| 10 | Elektrizitäts-, Gas-, Fernwärme- und Wasserversorgung |
| 101 | darunter: Elektrizitätsversorgung |
| 11 | Bergbau |
| 110 | Steinkohlenbergbau und -brikettherstellung, Kokerei |
| 111 | Braunkohlenbergbau und -brikettherstellung |
| 113,114 | Erzbergbau, Gewinnung von spalt- und brutstoffhaltigen Erzen |
| 113 1 | darunter: Eisenerzbergbau |
| 115 | Kali- und Steinsalzbergbau, Salinen |
| 116,118 | Übriger Bergbau 3), Torfgewinnung |
| 20,21 (oh.210), 22 (oh.224,227), 23 (oh.238), 260,264 | Grundstoff- und Produktionsgüterindustrie |
| 22 (oh.222 7, 224,227) | Gewinnung und Verarbeitung von Steinen und Erden (ohne Verarbeitung von Asbest) |
| 23 (oh.233,236,238) 230-232 | Metallerzeugung und -bearbeitung (ohne NE-Metalle, Stahlverformung, Oberflächenveredlung, Härtung) |
| 234 | davon: Eisenschaffende Industrie |
| 237 | Eisen-, Stahl- und Tempergießerei |
| 233,236 | Ziehereien, Kaltwalzwerke |
| 236 | NE-Metallerzeugung, NE-Metallhalbzeugwerke, NE-Metallgießerei |
| 205 | darunter: NE-Metallgießerei |
| 200 (oh.200 4) 200 4 | Mineralölverarbeitung |
| 260 | Chemische Industrie (ohne Herstellung von Chemiefasern) |
| 260 1,260 51 bis 260 53 | Herstellung von Chemiefasern |
| 260 55 bis 260 59 | Holzbearbeitung |
| 264 | davon: Säge-, Hobel-, Holzimprägnier- und Furnierwerke |
| 213,216,222 7 | Sperrholz-, Holzfaserplatten- und Holzspanplattenwerke |
| 238,24, 250 bis 256,259 | Zellstoff-, Holzschliff-, Papier- und Pappeerzeugung |
| | Gummiverarbeitung, Verarbeitung von Asbest |
| | Investitionsgüterindustrie |
| 240 bis 241, 247 (o. 247 1) 242,247 1 | Stahl-, Leichtmetall- und Schienenfahrzeugbau (ohne Lokomotivbau) |
| 244 bis 245,249 1 | Maschinenbau, Lokomotivbau |
| 244 1,245 11 bis 245 14 | Straßenfahrzeugbau; Reparatur von Kraftfahrzeugen usw. |
| 246 | darunter: Herstellung von Kraftfahrzeugen und Kraftfahrzeugmotoren |
| 248 | Schiffbau |
| 250,259 1 | Luft- und Raumfahrzeugbau |
| 252 bis 254,259 4 bis 259 7 | Elektrotechnik; Reparatur von elektrischen Geräten für den Haushalt |
| 238,256 | Feinmechanik, Optik, Herstellung von Uhren usw. |
| 243,249 5 | Herstellung von EBM-Waren, Stahlverformung, Oberflächenveredlung, Härtung |
| 210,224,227, 257 bis 258,261, 265 bis 269, 27 | Herstellung von Büromaschinen, Datenverarbeitungsgeräten und -einrichtungen usw. |
| 224 | Verbrauchsgüterindustrie |
| 227 | Feinkeramik |
| 261,269 | Herstellung von Verarbeitung von Glas |
| 258 | Holzverarbeitung; Reparatur von Gebrauchsgütern aus Holz u.ä. |
| 265 | Herstellung von Musikinstrumenten, Spielwaren, Sportgeräten, Schmuck u.ä. |
| 268 | Papier- und Pappeverarbeitung |
| 210 | Druckerei, Vervielfältigung |
| 270 | Herstellung von Kunststoffwaren |
| 271 | Ledererzeugung |
| 272,279 | Lederverarbeitung (ohne Herstellung von Schuhen) |
| 275 | Herstellung von Schuhen, Reparatur von Schuhen, Gebrauchsgütern aus Leder u.ä., Schirmen |
| 275 1 bis 275 2 | Textilgewerbe |
| 275 3,275 5,275 81 | darunter: Spinnerei, Zwirnerei, handelsfertige Aufmachung von Garnen |
| 276 | Weberei (ohne Webereien des sonstigen Textilgewerbes) |
| | Bekleidungsgewerbe |
| 28/29 | Nahrungs- und Genußmittelindustrie |
| 284 1 | darunter: Brot- und Backwarenindustrie |
| 286 | Obst- und Gemüseverarbeitung |
| 291 | Schlachthäuser (ohne kommunale Schlachthöfe), Fleischverarbeitung |
| 292 | Fischverarbeitung |
| 293 | Brauerei, Mälzerei |
| 299 | Tabakverarbeitung |
| 299 4 | davon: Herstellung von Zigarren, Zigarillos, Stumpen |
| 299 (oh. 299 4) | Tabakverarbeitung (ohne Herstellung von Zigarren, Zigarillos, Stumpen) |
| 300 (oh. 300 5) | Hoch- und Tiefbau ²⁾ (ohne Fertigteilbau im Hochbau) |

1) Systematik der Wirtschaftszweige, Ausgabe 1979 (WZ 1979).

2) Einschl. Handwerk.

3) Gewinnung von Erdöl, Erdgas; sonstiger Bergbau.

**Vergleich zwischen den Ergebnissen der Arbeitszeit- und Verdiensterhebung in Industrie und Handel
für Oktober 1991 nach dem alten Berichtskreis (Früheres Bundesgebiet mit Bremen) und dem neuen Berichtskreis (Früheres Bundesgebiet mit Bremen)
(Umrechnungsfaktoren)
Alter Berichtskreis (mit Bremen) = 100
Früheres Bundesgebiet (mit Bremen)
Arbeiter**

| Wirtschaftsbereich/ Wirtschaftszweig | Bezahlte Wochenstunden | | | Bruttostunden- verdienste | | | Bruttowochen- verdienste | | |
|--|---------------------------|-----------|-----------|------------------------------|-----------|-----------|-----------------------------|-----------|-----------|
| | Männliche | Weibliche | Insgesamt | Männliche | Weibliche | Insgesamt | Männliche | Weibliche | Insgesamt |
| Industrie (einschl. Hoch- und Tiefbau mit Handwerk) | 1,002525 | 1,000000 | 1,002545 | 0,997379 | 0,993487 | 0,995887 | 0,998897 | 0,993760 | 0,996516 |
| Industrie (ohne Baundustrie) | 1,000000 | 1,000000 | 1,000000 | 0,997395 | 0,993487 | 0,994968 | 0,998900 | 0,993760 | 0,996495 |
| Industrie (ohne Bergbau); Hoch- und Tiefbau mit Handwerk | 1,002525 | 1,000000 | 1,002545 | 0,996942 | 0,993487 | 0,995881 | 0,998897 | 0,993760 | 0,996512 |
| Verarbeitende Industrie (ohne Baundustrie) | 1,000000 | 1,000000 | 1,002558 | 0,998950 | 0,993483 | 0,994838 | 0,997792 | 0,993760 | 0,996475 |
| Verarbeitende Industrie (ohne Gewinnung und Verarbeitung von Steinen und Erden sowie ohne Baundustrie) | 1,002545 | 1,000000 | 1,002564 | 0,997392 | 0,994072 | 0,994943 | 0,998895 | 0,993760 | 0,996466 |
| Verarbeitende Industrie (ohne Gewinnung und Verarbeitung von Steinen und Erden), Hoch- und Tiefbau mit Handwerk | 1,000000 | 1,000000 | 1,000000 | 0,997375 | 0,994072 | 0,995870 | 0,998894 | 0,993760 | 0,997661 |
| Elektrizität-, Gas-, Fernwärme- und Wasserversorgung darunter | 0,997449 | 0,997375 | 1,000000 | 1,003517 | 1,004710 | 1,003150 | 1,001996 | 1,001372 | 1,002012 |
| Elektrizitätsversorgung | 0,997436 | 1,000000 | 0,997436 | 1,007269 | 1,007821 | 1,006556 | 1,004907 | 1,006859 | 1,004950 |
| Bergbau | 1,002532 | / | 1,002532 | 1,000000 | / | 1,000000 | 1,000000 | / | 1,000000 |
| Steinkohlenbergbau und -briketttherstellung, Kokerei | 1,000000 | / | 1,000000 | 1,000000 | / | 1,000000 | 1,000000 | / | 1,000000 |
| Braunkohlenbergbau und -briketttherstellung | 1,000000 | / | 1,000000 | 1,004737 | / | 1,004737 | 1,004936 | / | 1,004936 |
| Kalk- und Steinsalzbergbau, Salinen | 1,000000 | / | 1,000000 | 0,995557 | / | 0,995557 | 1,000000 | / | 1,000000 |
| Übriger Bergbau 1), Torfgewinnung | 1,014851 | / | 1,014851 | 0,987152 | / | 0,987152 | 1,001059 | / | 1,001059 |
| Grundstoff- und Produktionsgüterindustrie | 1,002506 | 1,000000 | 1,002513 | 0,993955 | 0,987158 | 0,993822 | 0,998753 | 0,985591 | 0,996670 |
| Gewinnung und Verarbeitung von Steinen und Erden (ohne Verarbeitung von Asbest) | 1,002309 | 1,005195 | 1,002315 | 0,993874 | 0,945321 | 0,992431 | 0,996736 | 0,951613 | 0,994524 |
| Metallerzeugung und -bearbeitung (ohne NE-Metalle, Stahlverformung, Oberflächenveredlung, Hartung) davon: | 1,005222 | 1,010667 | 1,005222 | 0,993404 | 0,958057 | 0,992039 | 0,998852 | 0,967647 | 0,997691 |
| Eisenschaffende Industrie | 1,005277 | 1,005362 | 1,005277 | 0,998270 | 1,000000 | 0,997831 | 1,003425 | 1,004580 | 1,003436 |
| Eisen-, Stahl- und Tempergießerei | 1,000000 | 1,010695 | 1,000000 | 0,996012 | 0,990026 | 0,995984 | 0,996532 | 1,001404 | 0,996503 |
| Ziehwerke, Kaltwalzwerke | 0,997487 | 1,013228 | 0,997481 | 0,999068 | 0,927438 | 0,995761 | 0,996491 | 0,938531 | 0,992863 |
| NE-Metallerzeugung, NE-Metallhalbzeugwerke, NE-Metallgießerei | 1,002545 | 1,007937 | 1,002551 | 0,994382 | 0,998278 | 0,996462 | 0,995604 | 1,006079 | 0,998871 |
| darunter: | | | | | | | | | |
| NE-Metallgießerei | 0,997449 | 1,005305 | 1,000000 | 0,985586 | 1,002971 | 0,987477 | 0,983908 | 1,009464 | 0,986920 |
| Mineralölverarbeitung | 1,000000 | 1,010283 | 1,000000 | 0,990927 | 1,002853 | 0,991551 | 0,990764 | 1,013447 | 0,992392 |
| Chemische Industrie (ohne Herstellung von Chemiefasern) | 0,997484 | 0,997442 | 1,000000 | 0,997167 | 0,991150 | 0,996185 | 0,995939 | 0,986885 | 0,995731 |
| Herstellung von Chemiefasern | 0,994937 | 1,000000 | 0,994937 | 1,009386 | 0,985222 | 1,006513 | 1,003236 | 0,984765 | 1,001098 |
| Holzbearbeitung | 0,997555 | 1,000000 | 0,995098 | 0,984909 | 0,979976 | 0,984725 | 0,980344 | 0,979560 | 0,980025 |
| davon: | | | | | | | | | |
| Säge-, Hobel-, Holzimprägnier- und Furnierwerke | 0,992788 | 1,000000 | 0,990361 | 0,984392 | 0,975821 | 0,981040 | 0,975452 | 0,976038 | 0,971279 |
| Sperrholz-, Holzspanplatten- und Holzspanplattenwerke | 1,000000 | 0,992208 | 1,000000 | 0,998137 | 1,005392 | 1,004780 | 0,996520 | 1,000000 | 1,001762 |
| Zellstoff-, Holzschliff-, Papier- und Papierzeugung | 0,995037 | 0,998796 | 0,995037 | 1,004894 | 1,013380 | 1,006332 | 1,000000 | 1,002967 | 1,001048 |
| Gummiverarbeitung, Verarbeitung von Asbest | 1,000000 | 0,992208 | 1,000000 | 0,998653 | 0,990449 | 0,999068 | 0,998862 | 0,983942 | 0,998814 |
| Investitionsgüterindustrie | 1,002577 | 1,000000 | 1,000000 | 0,997886 | 0,989491 | 0,995587 | 1,001089 | 0,991124 | 0,997712 |
| Stahl-, Leichtmetall- und Schienenfahrzeugbau (oh. Lokomotivbau) | 0,997549 | 1,000000 | 0,997549 | 0,986786 | 1,027307 | 0,988003 | 0,984342 | 1,025496 | 0,986330 |
| Maschinenbau, Lokomotivbau | 1,005181 | 0,984580 | 1,002597 | 1,003851 | 1,021018 | 1,002171 | 1,007761 | 1,014993 | 1,005643 |
| Straßenfahrzeugbau; Reparatur von Kraftfahrzeugen usw. darunter: | 1,000000 | 1,000000 | 1,000000 | 0,994188 | 0,995665 | 0,994449 | 0,993970 | 0,994617 | 0,994861 |
| Herstellung von Kraftfahrzeugen und Kraftfahrzeugmotoren | 1,000000 | 1,000000 | 0,997438 | 0,998499 | 1,001743 | 0,998863 | 0,997115 | 1,001131 | 0,998056 |
| Schiffbau | 1,002500 | 1,016484 | 1,002500 | 0,998279 | 0,993606 | 0,996689 | 1,000000 | 1,000897 | 0,998965 |
| Luft- und Raumfahrzeugbau | 1,000000 | 1,002681 | 0,997389 | 1,034389 | 0,984458 | 1,031752 | 1,033266 | 0,985696 | 1,030738 |
| Elektrotechnik; Reparatur von elektrischen Geräten für d. Haushalt | 1,002611 | 1,000000 | 1,002639 | 0,998225 | 0,980170 | 0,986969 | 0,998843 | 0,983257 | 0,997277 |
| Feinmechanik, Optik, Herstellung von Uhren usw. | 1,007916 | 1,000000 | 1,005291 | 0,989569 | 0,986917 | 0,989604 | 0,997608 | 0,989394 | 0,998756 |
| Herstellung von EBM-Waren, Stahlverformung, Oberflächenveredlung, Härtung | 1,002519 | 1,002646 | 1,002545 | 0,994371 | 0,992883 | 0,994608 | 0,997636 | 0,995290 | 0,997503 |
| Herstellung von Büromaschinen, Datenverarbeitungsgeräten und -einrichtungen usw. | 1,002680 | 1,008130 | 1,002674 | 1,003958 | 0,986925 | 0,992551 | 1,007026 | 0,995751 | 0,997506 |
| Verbrauchsgüterindustrie | 1,000000 | 1,002618 | 1,002545 | 0,996700 | 1,000000 | 0,996885 | 0,998819 | 1,003373 | 1,000000 |
| Feinkeramik | 1,002513 | 1,000000 | 1,002577 | 1,001620 | 0,997342 | 1,002349 | 1,002714 | 0,998233 | 1,004539 |
| Herstellung und Verarbeitung von Glas | 1,000000 | 0,997403 | 1,000000 | 0,991348 | 0,998051 | 0,990799 | 0,989738 | 0,994941 | 0,988858 |
| Holzverarbeitung; Reparatur von Gebrauchsgütern aus Holz u.ä. | 1,000000 | 1,007874 | 1,002519 | 0,996620 | 1,013914 | 1,001004 | 0,998795 | 1,019017 | 1,003793 |
| Herstellung von Musikinstrumenten, Spielwaren, Sportgeräten, Schmuck u.ä. | 1,002558 | 1,007895 | 1,007792 | 0,979310 | 0,992462 | 0,984624 | 0,983607 | 1,000000 | 0,990028 |
| Papier- und Pappverarbeitung | 1,000000 | 1,002632 | 1,002551 | 0,997640 | 1,000000 | 0,995910 | 0,998814 | 1,001686 | 0,997392 |
| Druckerei, Vervielfältigung | 1,005089 | 1,007895 | 1,005115 | 0,991532 | 0,994256 | 0,987071 | 0,996086 | 1,002751 | 0,991727 |
| Herstellung von Kunststoffwaren | 1,004975 | 1,002584 | 1,005025 | 0,997573 | 1,001927 | 0,995861 | 1,001206 | 1,006645 | 0,998701 |
| Lederzeugung | 1,009862 | 1,002519 | 1,007317 | 1,001647 | 0,999324 | 1,000000 | 1,011952 | 1,001701 | 1,008451 |
| Lederverarbeitung (ohne Herstellung von Schuhen) | 1,007576 | 1,002604 | 1,002577 | 0,997098 | 1,006803 | 0,995893 | 1,004399 | 1,009843 | 0,998236 |
| Herstellung von Schuhen; Reparatur von Schuhen, Gebrauchsgütern aus Leder u.ä., Schirmen | 1,002525 | 1,005208 | 1,002571 | 1,002904 | 1,006374 | 1,003257 | 1,005885 | 1,011070 | 1,008389 |
| Textilgewerbe | 0,992593 | 1,002604 | 0,997475 | 1,006359 | 0,994869 | 1,003390 | 1,002584 | 0,998661 | 1,000000 |
| darunter: | | | | | | | | | |
| Spinnerei, Zwirnerei, handelsfertige Aufmachung von Garnen | 1,000000 | 0,992167 | 1,000000 | 1,033564 | 1,017647 | 1,033618 | 1,033333 | 1,008532 | 1,031884 |
| Webererei (ohne Weberereien des sonstigen Textilgewerbes) | 0,989898 | 1,000000 | 0,992347 | 1,009409 | 0,996803 | 1,005577 | 0,998681 | 0,998667 | 0,998578 |
| Bekleidungsgewerbe | 1,002519 | 1,002639 | 1,000000 | 1,003309 | 0,997940 | 1,000000 | 1,004167 | 1,000000 | 1,001739 |
| Nahrungs- und Genussmittelindustrie | 1,000000 | 1,000000 | 1,002410 | 0,996143 | 0,992583 | 0,994773 | 0,997730 | 0,993115 | 0,994969 |
| darunter: | | | | | | | | | |
| Brot- und Backwarenindustrie | 1,014354 | 1,002545 | 1,012107 | 0,998531 | 1,008780 | 0,998966 | 1,012881 | 1,012007 | 1,010013 |
| Obst- und Gemüseverarbeitung | 1,000000 | 1,002506 | 1,000000 | 0,982595 | 0,975124 | 0,978286 | 0,983213 | 0,978648 | 0,978581 |
| Schlachthäuser (oh. kommunale Schlachthöfe), Fleischverarbeitung | 1,000000 | 0,997512 | 1,000000 | 0,995982 | 0,977034 | 0,991826 | 0,997650 | 0,977124 | 0,992188 |
| Fischverarbeitung | 0,993072 | 1,000000 | 0,997579 | 0,997748 | 1,000758 | 0,999344 | 0,992188 | 1,001905 | 0,998410 |
| Brauerei, Mälzerei | 1,004878 | 0,997429 | 1,004878 | 1,003602 | 0,994183 | 1,003613 | 1,008782 | 0,993197 | 1,007718 |
| Tabakverarbeitung | 0,997361 | 0,997382 | 1,000000 | 0,997220 | 0,992413 | 0,993852 | 0,994764 | 0,992042 | 0,991917 |
| darunter: | | | | | | | | | |
| Herstellung von Zigarren, Zigarillos, Stumpen | 0,987685 | 0,994898 | 0,992405 | 0,994037 | 0,994677 | 0,992148 | 0,983824 | 0,990291 | 0,985560 |
| Tabakverarbeitung (ohne Herstellung von Zigarren, Zigarillos, Stumpen) | 0,997354 | 1,002639 | 1,000000 | 0,993375 | 0,973123 | 0,983354 | 0,982776 | 0,974328 | 0,983498 |
| Hoch- und Tiefbau mit Handwerk | 0,995098 | / | 0,995098 | 1,001362 | / | 1,001362 | 0,996663 | / | 0,996663 |
| darunter: | | | | | | | | | |
| Hoch- und Tiefbau mit Handwerk (ohne Fertigteilbau im Hochbau) | 0,995098 | / | 0,995098 | 1,001817 | / | 1,001362 | 0,996659 | / | 0,996659 |

1) Gewinnung von Erdöl, Erdgas; sonstiger Bergbau

Für einen Vergleich der absoluten Werte des neuen Berichtskreises mit denen des alten Berichtskreises können letztere durch Multiplikation mit diesem Faktor auf ein ungefähr vergleichbares Niveau gebracht werden. Bei den Indizes ist dies nicht erforderlich, weil Sie bereits durch ein besonderes Umrechnungsverfahren vergleichbar gemacht worden sind.

**Vergleich zwischen den Ergebnissen der Arbeitszeit- und Vollerhebungen in Industrie und Handel
für Juli 1992 nach dem alten und neuen Berichtskreis
(Umrechnungsfaktor)
Alter Berichtskreis = 100
Neue Länder und Berlin-Ost
Arbeiter**

| Wirtschaftsbereich/ Wirtschaftszweig | Bezahlte Wochenstunden | | | Bruttostunden- verdienste | | | Bruttowochen- verdienste | | |
|--|---------------------------|-----------|-----------|------------------------------|-----------|-----------|-----------------------------|-----------|-----------|
| | | | | Arbeiter | | | | | |
| | Männliche | Weibliche | Insgesamt | Männliche | Weibliche | Insgesamt | Männliche | Weibliche | Insgesamt |
| Industrie (einschl. Hoch- und Tiefbau mit Handwerk) | 1,002410 | 0,995012 | 1,002421 | 1,004261 | 0,974429 | 1,002926 | 1,008562 | 0,970387 | 1,007092 |
| Industrie (ohne Baundustrie) | 0,997561 | 0,995012 | 0,997549 | 0,996215 | 0,977981 | 0,990840 | 0,994455 | 0,972540 | 0,988528 |
| Industrie (ohne Bergbau); Hoch- und Tiefbau mit Handwerk | 1,004819 | 0,995012 | 1,002421 | 1,010854 | 0,973394 | 1,008942 | 1,015707 | 0,967963 | 1,012635 |
| Verarbeitende Industrie (ohne Baundustrie) | 0,997561 | 0,995012 | 0,997549 | 1,008914 | 0,983019 | 1,002500 | 1,005929 | 0,978824 | 1,000000 |
| Verarbeitende Industrie (ohne Gewinnung und Verarbeitung von Steinen und Erden sowie ohne Baundustrie) | 0,997555 | 0,995012 | 0,995098 | 1,006504 | 0,982059 | 1,000000 | 1,003976 | 0,976471 | 0,995893 |
| Verarbeitende Industrie (ohne Gewinnung und Verarbeitung von Steinen und Erden), Hoch- und Tiefbau mit Handwerk | 1,002404 | 0,995012 | 1,002421 | 1,016105 | 0,978424 | 1,014361 | 1,019366 | 0,971963 | 1,016453 |
| Elektrizitäts-, Gas-, Fernwärme- und Wasserversorgung | 1,000000 | 1,002519 | 1,002500 | 1,001238 | 0,992803 | 1,001249 | 1,003086 | 0,993232 | 1,003120 |
| darunter: Elektrizitätsversorgung | 1,012594 | 1,005063 | 1,010076 | 1,009335 | 1,014379 | 1,010071 | 1,023529 | 1,021523 | 1,020896 |
| Bergbau | 1,000000 | / | 1,000000 | 0,973278 | / | 0,973278 | 0,972701 | / | 0,972701 |
| Steinkohlenbergbau und -brikettherstellung, Kokerei | 0,984029 | / | 0,984029 | 1,139672 | / | 1,139672 | 0,999057 | / | 0,999057 |
| Braunkohlenbergbau und -brikettherstellung | 0,997608 | / | 0,997608 | 0,960069 | / | 0,960069 | 0,957064 | / | 0,957064 |
| Kalk- und Steinsalzbergbau, Salinen | 0,992167 | / | 0,992167 | 1,010608 | / | 1,010608 | 1,003697 | / | 1,003697 |
| Übriger Bergbau 1), Torfgewinnung | 1,000000 | / | 1,000000 | 1,123989 | / | 1,122642 | 1,124138 | / | 1,124138 |
| Grundstoff- und Produktionsgüterindustrie | 1,004814 | 0,997500 | 1,002483 | 1,028902 | 1,007306 | 1,027754 | 1,032454 | 1,004566 | 1,033195 |
| Gewinnung und Verarbeitung von Steinen und Erden (ohne Verarbeitung von Asbest) | 1,000000 | 1,004988 | 1,000000 | 1,025191 | 1,012089 | 1,023006 | 1,026834 | 1,017204 | 1,025225 |
| Metallerzeugung und -bearbeitung (ohne NE-Metalle, Stahlverformung, Oberflächenveredlung, Härtung) | 1,002494 | 0,990050 | 1,002494 | 1,039016 | 1,022179 | 1,038660 | 1,040169 | 1,011990 | 1,040685 |
| davon: | | | | | | | | | |
| Eisenschaffende Industrie | 1,007481 | 0,980392 | 1,002488 | 1,058210 | 1,007612 | 1,053603 | 1,067245 | 0,988345 | 1,059081 |
| Eisen-, Stahl- und Tempereiserei | 1,000000 | 0,989848 | 1,000000 | 1,022970 | 1,027205 | 1,024814 | 1,024742 | 1,016627 | 1,024948 |
| Zehereien, Kaltwalzwerke | 0,995062 | 1,000000 | 0,995050 | 1,025575 | 1,017051 | 1,026910 | 1,016807 | 1,017677 | 1,019313 |
| NE-Metallerzeugung, NE-Metallhalbzeugwerke, NE-Metallgießerei | 1,000000 | 0,987437 | 0,997500 | 0,970282 | 1,029464 | 0,980989 | 0,970315 | 1,015695 | 0,979087 |
| darunter: | | | | | | | | | |
| NE-Metallgießerei | 1,041451 | 0,984925 | 1,030848 | 1,122412 | 1,201166 | 1,170561 | 1,240000 | | |
| Mineralölverarbeitung | 0,995000 | 0,992462 | 0,994987 | 1,055838 | 1,028207 | 1,049223 | 1,050740 | 1,018265 | 1,043197 |
| Chemische Industrie (ohne Herstellung von Chemiefasern) | 0,990148 | 0,995025 | 0,992593 | 1,012931 | 0,985683 | 1,005226 | 1,004248 | 0,979955 | 0,997849 |
| Herstellung von Chemiefasern | 0,980000 | 0,992519 | 0,985000 | 1,005654 | 1,050542 | 1,029681 | 0,985859 | 1,042793 | 1,012685 |
| Holzverarbeitung | 1,009852 | 1,020566 | 1,009901 | 0,979245 | 1,028986 | 0,982742 | 0,988372 | 1,048711 | 0,990521 |
| davon: | | | | | | | | | |
| Säge-, Hobel-, Holzimprägnier- und Furnierwerke | 0,997567 | | 0,997561 | 0,965127 | | 0,961101 | 0,963303 | | 0,961201 |
| Sperholz-, Holztafelplatten- und Holzspanplattenwerke | 1,025189 | 1,028278 | 1,025316 | 1,050992 | 1,049451 | 1,056530 | 1,076190 | 1,079096 | 1,081280 |
| Zellstoff-, Holzschliff-, Papier- und Papierzeugung | 1,002506 | 0,987500 | 1,000000 | 1,020425 | 1,023430 | 1,023451 | 1,024590 | 1,009368 | 1,025210 |
| Gummiverarbeitung, Verarbeitung von Asbest | 1,017588 | 1,020356 | 1,017632 | 1,013228 | 1,043086 | 1,022769 | 1,033259 | 1,063776 | 1,041284 |
| Investitionsgüterindustrie | 0,997555 | 1,005038 | 0,997549 | 1,014388 | 1,020000 | 1,012205 | 1,011719 | 1,023981 | 1,007968 |
| Stahl-, Leichtmetall- und Schienenfahrzeugbau (ohne Lokomotivbau) | 0,995192 | 1,000000 | 0,995181 | 0,975735 | 0,988215 | 0,974112 | 0,969965 | 0,987448 | 0,967972 |
| Maschinenbau, Lokomotivbau | 0,997549 | 1,005051 | 0,997543 | 1,002396 | 1,026743 | 1,002423 | 0,998043 | 1,031325 | 0,998016 |
| Straßenfahrzeugbau; Reparatur von Kraftfahrzeugen usw. | 1,000000 | 0,990074 | 0,997531 | 1,022878 | 1,023810 | 1,018899 | 1,022177 | 1,013636 | 1,018256 |
| darunter: | | | | | | | | | |
| Herstellung von Kraftfahrzeugen und Kraftfahrzeugmotoren | 1,000000 | 1,002500 | 1,000000 | 1,174757 | 1,079439 | 1,166372 | 1,172867 | 1,081776 | 1,164474 |
| Schiffbau | 1,009804 | 1,004975 | 1,007353 | 0,996157 | 0,971631 | 0,996118 | 1,005650 | 0,977925 | 1,005714 |
| Luft- und Raumfahrzeugbau | | | | | | | | | |
| Elektrotechnik; Reparatur von elektrischen Geräten für den Haushalt | 0,990268 | 1,005038 | 0,992647 | 1,027984 | 1,006744 | 1,011844 | 1,020040 | 1,012136 | 1,004141 |
| Feinmechanik, Optik, Herstellung von Uhren usw. | 1,010152 | 1,005063 | 1,010152 | 1,016556 | 1,044291 | 1,032428 | 1,027311 | 1,049875 | 1,042222 |
| Herstellung von EBM-Waren, Stahlverformung, Oberflächenveredlung, Härtung | 0,985437 | 0,997468 | 0,987775 | 1,018303 | 1,010774 | 1,017021 | 1,002016 | 1,007426 | 1,004158 |
| Herstellung von Büromaschinen, Datenverarbeitungsgeräten und -einrichtungen usw. | 0,994949 | 1,034031 | 1,005102 | 0,962871 | 0,951356 | 0,945624 | 0,958333 | 0,985294 | 0,950216 |
| Verbrauchsgüterindustrie | 0,997537 | 0,997487 | 0,997519 | 0,970708 | 0,936792 | 0,954389 | 0,969940 | 0,933649 | 0,952991 |
| Feinkeramik | 1,002488 | 1,002500 | 1,002494 | 0,916084 | 0,815642 | 0,868608 | 0,920721 | 0,818162 | 0,872340 |
| Herstellung und Verarbeitung von Glas | 0,985258 | 0,975000 | 0,982759 | 1,011914 | 0,988414 | 0,995968 | 0,996101 | 0,984365 | 0,978131 |
| Holzverarbeitung; Reparatur von Gebrauchsgütern aus Holz u.a. | 1,002445 | 0,987469 | 1,000000 | 1,025998 | 1,022634 | 1,020774 | 1,029545 | 1,010309 | 1,020882 |
| Herstellung von Musikinstrumenten, Spielwaren, Sportgeräten, Schmuck u.ä. | 0,982716 | 0,982630 | 0,982673 | 0,969802 | 0,901590 | 0,919427 | 0,953092 | 0,884236 | 0,902655 |
| Papier- und Papierverarbeitung | 1,009926 | 1,007557 | 1,007481 | 1,054614 | 0,982924 | 1,017578 | 1,063084 | 0,991935 | 1,024331 |
| Druckerei, Vervielfältigung | 0,995086 | 0,987593 | 0,992593 | 0,932927 | 0,948752 | 0,935484 | 0,927793 | 0,936378 | 0,929088 |
| Herstellung von Kunststoffwaren | 0,997555 | 1,002506 | 1,000000 | 1,068266 | 1,044539 | 1,073572 | 1,063063 | 1,047872 | 1,073986 |
| Lederzeugung | 1,002506 | 1,012788 | 1,007578 | 1,072917 | 1,015773 | 1,060844 | 1,076010 | 1,029570 | 1,066832 |
| Lederverarbeitung (ohne Herstellung von Schuhen) | 0,975845 | 0,980198 | 0,977887 | 0,980348 | 0,980000 | 0,952965 | 0,936918 | 0,940104 | 0,932161 |
| Herstellung von Schuhen; Reparatur von Schuhen, Gebrauchsgütern aus Leder u.ä., Schirmen | 1,012563 | 0,997506 | 1,002500 | 0,971082 | 1,083916 | 1,045259 | 0,985915 | 1,081395 | 1,045699 |
| Textilgewerbe | 1,002494 | 1,005038 | 1,005013 | 0,990375 | 0,995772 | 0,997967 | 0,995192 | 1,000000 | 1,002551 |
| darunter: | | | | | | | | | |
| Spinnerei, Zwirnerei, handelsfertige Aufmachung von Garnen | 1,007500 | 0,990074 | 1,000000 | 1,007463 | 0,972000 | 0,979827 | 1,016355 | 0,962779 | 0,980815 |
| Weberei (ohne Webereien des sonstigen Textilgewerbes) | 0,995000 | 0,997468 | 0,994975 | 0,964829 | 0,967347 | 0,970414 | 0,959820 | 0,963824 | 0,967742 |
| Bekleidungsindustrie | 1,022613 | 1,007653 | 1,010178 | 0,949763 | 0,985899 | 0,971879 | 0,989048 | 0,994012 | 0,980000 |
| Nahrungs- und Genussmittelindustrie | 0,988235 | 0,971084 | 0,981087 | 0,976783 | 1,002915 | 0,978430 | 0,964912 | 0,971963 | 0,961224 |
| darunter: | | | | | | | | | |
| Brot- und Backwarenindustrie | 0,943694 | 0,922727 | 0,934537 | 1,013805 | 1,034314 | 1,024434 | 0,955340 | 0,953229 | 0,959100 |
| Obst- und Gemüseverarbeitung | 1,034063 | 0,997543 | 1,017073 | 0,750900 | 1,005488 | 0,798869 | 0,776224 | 1,002695 | 0,811024 |
| Schlachthäuser (ohne kommunale Schlachthöfe), Fleischverarbeitung | 1,004866 | 0,990172 | 1,000000 | 0,988048 | 0,990310 | 0,974107 | 0,970588 | 0,978571 | 0,973856 |
| Fischverarbeitung | 0,992685 | 0,997462 | 0,995025 | 1,082234 | 1,169345 | 1,118022 | 1,071960 | 1,166144 | 1,109890 |
| Brauerei, Mälzerei | 1,009569 | 1,014925 | 1,009815 | 0,979545 | 0,977686 | 0,980092 | 0,987319 | 0,989733 | 0,988971 |
| Tabakverarbeitung | 0,985000 | 0,979950 | 0,980000 | 1,580613 | 1,457048 | 1,536842 | 1,555556 | 1,424242 | 1,507895 |
| darunter: | | | | | | | | | |
| Herstellung von Zigarren, Zigarillos, Stumpen | 1,017500 | 1,005013 | 1,007500 | 1,090010 | 1,038344 | 1,053684 | 1,108842 | 1,038567 | 1,063158 |
| Tabakverarbeitung (ohne Herstellung von Zigarren, Zigarillos, Stumpen) | | | | | | | | | |
| Hoch- und Tiefbau mit Handwerk | 1,002336 | / | 1,002336 | 0,968712 | / | 0,968712 | 0,971347 | / | 0,971347 |
| darunter: | | | | | | | | | |
| Hoch- und Tiefbau mit Handwerk (ohne Fertigteilbau im Hochbau) | 1,002336 | / | 1,002336 | 0,966891 | / | 0,966891 | 0,968526 | / | 0,968914 |

1) Gewinnung von Erdöl, Erdgas, sonstiger Bergbau

Für einen Vergleich der absoluten Werte des neuen Berichtskreises mit denen des alten Berichtskreises können letztere durch Multiplikation mit diesem Faktor auf ein ungefähr vergleichbares Niveau gebracht werden. Bei den Indizes ist dies nicht erforderlich, weil Sie bereits durch ein besonderes Umrechnungsverfahren vergleichbar gemacht worden sind.

Fachserie 16: Löhne und Gehälter

Reihe 1: Arbeiterverdienste in der Landwirtschaft

In dem jährlich erscheinenden Bericht werden durchschnittliche Bruttoverdienste und bezahlte Stunden der männlichen Arbeiter in landwirtschaftlichen Betrieben und aller Arbeiter im Erwerbsgartenbau nachgewiesen. Bis einschließlich Ausgabe 1992 enthält diese Reihe Angaben für die Bundesrepublik Deutschland (ohne Hamburg, Bremen, Saarland und Berlin-West) nach dem Gebietsstand bis zum 3.10.1990.

Reihe 1.S.1: Arbeiterverdienste in der Landwirtschaft in den neuen Ländern

Dieser einmalig erscheinende Bericht der Reihe 1 enthält erstmals Angaben für die Länder Brandenburg, Mecklenburg-Vorpommern, Sachsen, Sachsen-Anhalt sowie Thüringen. Ab Berichtsjahr 1993 werden die Angaben in Reihe 1 integriert.

Reihe 2: Arbeitnehmerverdienste in Industrie und Handel

Die Feststellungen werden für die Monate Januar, April, Juli und Oktober getroffen. Vorab erscheint jeweils ein Eilbericht mit ausgewählten Eckdaten für die nachfolgenden Reihen 2.1 und 2.2.

Reihe 2.1: Arbeiterverdienste in der Industrie

Der Vierteljahresbericht enthält Angaben über durchschnittliche Bruttoverdienste und bezahlte Wochenstunden, gegliedert nach drei Leistungsgruppen, Geschlecht, Wirtschaftszweigen und Bundesländern. Weiterhin werden die Indizes der durchschnittlichen Bruttoverdienste und bezahlten Wochenstunden der Arbeiter dargestellt.

Reihe 2.2: Angestelltenverdienste in Industrie und Handel

Der vierteljährlich erscheinende Bericht bringt Angaben über durchschnittliche Bruttoverdienste in der Gliederung nach kaufmännischen und technischen Angestellten, vier Leistungsgruppen, Geschlecht, Wirtschaftszweigen und Bundesländern. Darüber hinaus werden Indizes der durchschnittlichen Bruttomonatsverdienste nachgewiesen.

Reihe 2.3: Arbeitnehmerverdienste in Industrie und Handel

Der vierteljährliche erscheinende Bericht enthält Angaben über die Struktur und die durchschnittlichen Bruttomonatsverdienste der Arbeiter und Angestellten zusammen, gegliedert nach Geschlecht, Wirtschaftszweigen und Bundesländern.

Reihe 3: Arbeiterverdienste im Handwerk

In den halbjährlich erscheinenden Berichten werden für die Monate Mai und November Angaben über durchschnittliche Bruttoverdienste sowie bezahlte Wochenstunden der männlichen Arbeiter in der Gliederung nach drei Arbeitergruppen, neun Handwerkszweigen und Bundesländern veröffentlicht.

Reihe 4: Tarifröhne und -gehälter

Jeweils halbjährlich werden Lohn- und Gehaltssätze sowie ausgewählte Tarifregelungen aus den wichtigsten Tarifverträgen zusammengestellt.

Reihe 4.1: Tarifröhne

Die nach Wirtschaftszweigen gegliederte Veröffentlichung berichtet ab Ausgabe Oktober 1990 sowohl für das frühere Bundesgebiet als auch für die neuen Länder und Berlin-Ost über ausgewählte Lohntarifverträge. Für diese werden die Laufzeit, Tarifröhnsätze der höchsten, niedrigsten sowie ausgewählter wichtiger Lohngruppen dargestellt. Außerdem enthält die Publikation Nachweisungen über die bedeutendsten tariflichen Regelungen wie Arbeitszeit, Urlaubsregelung, Sonderzahlungen, Pauschalen u.ä.

Reihe 4.2: Tarifgehälter

Diese Reihe vermittelt einen Einblick in die tarifliche Gehaltsentwicklung. Ab Oktober 1990 erstreckt sich die Darstellung der wichtigsten Gehaltstarife auf das frühere Bundesgebiet und auf die neuen Länder und Berlin-Ost. Nachgewiesen werden Laufzeit, die tariflichen Anfangs- und Endgehälter der höchsten, niedrigsten sowie ausgewählter wichtiger Gehaltsgruppen, Arbeitszeit, Urlaubsregelung, Sonderzahlungen, Pauschalen usw.

Reihe 4.3: Index der Tarifröhne und -gehälter

In der vierteljährlich erscheinenden Reihe werden (anhand von Tarifsätzen ausgewählter Tarifverträge berechnete) Indizes der Stunden- und Wochenlöhne sowie der Monatsgehälter und der Wochenarbeitszeiten, jeweils gegliedert nach Wirtschaftszweigen und Geschlecht, veröffentlicht.

Reihe 4.4: Dienstbezüge der Bundesbeamten

In unregelmäßiger Erscheinungsfolge (jeweils nach Änderungssetzen zum Bundesbesoldungsgesetz) werden Grundgehälter nach Besoldungsgruppen und Dienstaltersstufen sowie Ortszuschläge nachgewiesen.

Reihe 5: Löhne, Gehälter und Arbeitskosten im Ausland

In der jährlich erscheinenden Publikation wird über Stand und Entwicklung der Effektivverdienste sowie der Tarifröhne und -gehälter im Ausland berichtet.

Es werden Bruttostundenverdienste und Wochenarbeitszeiten der Arbeiter sowie Bruttomonatsverdienste der Angestellten für etwa 30 Länder in der Gliederung nach Wirtschaftszweigen dargestellt. Für einen Teil der Länder werden außerdem Arbeitskostenangaben veröffentlicht. Die Daten werden durch eine kurze methodische Vorbemerkung erläutert.

Zusätzlich werden Tarifröhnsätze und/oder Tarifröhndizes nach Wirtschaftszweigen sowie Tarifröhnsätze für ausgewählte Berufe für etwa 20 Länder veröffentlicht.

Reihe 5.1: Arbeitnehmerverdienste und Arbeitskosten im Ausland

Reihe 5.2: Tarifröhne und -gehälter im Ausland

Gehalts- und Lohnstrukturhebung 1990

Diese Erhebung liefert erstmals seit 1978 für das frühere Bundesgebiet wieder tiefgegliederte Angaben über Verdienste und Arbeitszeiten im Produzierenden Gewerbe, Handel sowie Bank- und Versicherungsgewerbe.

Bisher erschienen:

- Heft 1 Ausgewählte Strukturdaten im Produzierenden Gewerbe, im Groß- und Einzelhandel, Bank- und Versicherungsgewerbe
- Heft 2 Arbeiterverdienste nach Wirtschaftszweigen und ausgewählten Merkmalen

Arbeitskostenerhebungen

Zu diesen, in vierjährigen Abständen, durchgeführten Erhebungen (bis 1981 unter der Bezeichnung „Personal- und Personalnebenkostenerhebungen“ veröffentlicht) werden 2 Hefte herausgegeben:

- Heft 1 Arbeitskosten im Produzierenden Gewerbe 1988
- Heft 2 Arbeitskosten im Groß- und Einzelhandel sowie im Bank- und Versicherungsgewerbe 1988

Systematiken

Systematik der Wirtschaftszweige mit Erläuterungen, Ausgabe 1979.



STATISTISCHES BUNDESAMT
GUSTAV-STRESEMANN-RING 11
65189 WIESBADEN


Veröffentlichungen und Prospekte sind durch den Verlag METZLER-POESCHEL, Verlagsauslieferung Hermann Leins, Postfach 11 52, 72125 Kusterdingen, erhältlich.

Im Blickpunkt:

Ältere Menschen in der Europäischen Gemeinschaft



Statistisches Bundesamt



Statistisches Bundesamt

Im Blickpunkt:

**Ältere Menschen in der
Europäischen Gemeinschaft**



**METZLER
POESCHEL**

92 Seiten, broschiert, DM 17,80,
Best. Nr. 1020410-94900, ISBN 3-8246-0352-7

In allen Ländern der Europäischen Gemeinschaft ist ein demographischer Wandel zu beobachten. Ist heute bereits ein Fünftel der Unionsbürger 60 Jahre und älter, so werden im Jahre 2020 bis zu 100 Millionen Bürgerinnen und Bürger dieses Alter erreicht haben. Die Veröffentlichung bietet vielfältige Informationen über die wachsende Bevölkerungsgruppe der älteren Menschen. Sie entwirft ein statistisches Bild mit umfassenden Angaben zum Altersaufbau, zu den Lebensbedingungen und Lebensformen der älteren Menschen.

Erhältlich im Buchhandel oder direkt beim
Verlag Metzler-Poeschel,
Verlagsauslieferung H. Leins
Postfach 1125, 72125 Kusterdingen
Telefon 0 70 71 - 93 53 50, Telefax: 0 70 71 - 3 36 53

Bestell-Nr. 2160210-93324