

STATISTISCHES BUNDESAMT  
AUßENSTELLE DÜSSELDORF

# EISEN UND STAHL

Reihe 2

## Zahlen zur Montanunion

November 1965



Herausgeber: Statistisches Bundesamt, Außenstelle Düsseldorf


# EISEN UND STAHL

Ergänzungsserie  
zur Fachserie D: Industrie und Handwerk

Reihe 2

## Zahlen zur Montanunion

November 1965



Bestell-Nr. D/EST 2-m 11/65  
Herausgeber: Statistisches Bundesamt, Außenstelle Düsseldorf



# Inhalt

|                             |  | Seite |
|-----------------------------|--|-------|
| Vorbemerkung.....           | Zeichenerklärung .....   | 1     |
| A. Gesamtübersichten        | Tabellen und Schaubilder .....   | 2-3   |
| B. Förderung/Erzeugung      | 1. Steinkohle, Koks, Steinkohlenbriketts, Braunkohle ....  | 4     |
|                             | 2. Eisenerze, Sinter, Schrott .....  | 5     |
|                             | 3. Erzeugungsanlagen: Hochöfen und Stahlöfen .....   | 6     |
|                             | 4. Roheisen nach Sorten .....  | 7     |
|                             | 5. Rohstahl nach Sorten .....  | 8-9   |
|                             | 6. Walzstahlfertigerzeugnisse nach Sorten .....  | 10-11 |
|                             | 7. Weiterverarbeitete Walzstahlfertigerzeugnisse .....   | 12    |
|                             | 8. Anteile der Länder an der Förderung/Erzeugung der Montanunion in % .....                                  | 13    |
| C. Verbrauch                | 1. Eisenerze, Manganerze, Sinter, Schrott und Koks für die Roheisenerzeugung .....                           | 14    |
|                             | 2. Roheisen und Schrott für die Stahlerzeugung .....   | 15    |
|                             | 3. Verbrauch je t Roheisenerzeugung .....  | 16    |
|                             | Verbrauch je t Rohstahlerzeugung .....   | 16    |
| D. Außenhandel              | 1. Kohle, Koks und Briketts, Eisenerze .....   | 17    |
|                             | 2. Schrott, Roheisen .....   | 18    |
|                             | 3. Rohblöcke und Stahlhalbzeug, Warmbreitband .....  | 19    |
|                             | 4. Walzstahl insgesamt, Eisenbahnoberbaumaterial .....   | 20    |
|                             | 5. Schwere Profile, leichte Profile .....  | 21    |
|                             | 6. Walzdraht, Bandstahl .....  | 22    |
|                             | 7. Grob- und Mittelbleche, Feinbleche .....  | 23    |
|                             | 8. Transformatoren- und Dynamobleche, sonstige Bleche ...  | 24    |
|                             | 9. Weiterverarbeitete Walzstahlfertigerzeugnisse, Stahlrohren .....  | 25    |
| E. Erzeugung und Versorgung | 1. Rohstahl, Walzstahl, Kohle, insgesamt .....   | 26    |
|                             | 2. Rohstahl, Walzstahl, Kohle, je Kopf der Bevölkerung ..  | 27    |
|                             | 3. Walzstahlfertigerzeugnisse nach Sorten .....  | 28    |
| F. Bestände                 | Steinkohle, Koks, Eisenerze, Schrott .....   | 29    |
| G. Belegschaft und Leistung | 1. Beschäftigte/Arbeiter im Steinkohlenbergbau, Eisenerzbergbau und in der Eisen schaffenden Industrie ..... | 30    |
|                             | 2. Schichtleistung im Steinkohlenbergbau .....   | 30    |
| H. Löhne                    | Brutto-Stundenlöhne im Steinkohlenbergbau, Eisenerzbergbau und in der Eisen schaffenden Industrie .....      | 31    |

## Vorbemerkung

Die "Zahlen zur Montanunion" enthalten ausgewählte Zahlenreihen über wichtige wirtschaftliche Tatbestände und Vorgänge, die für eine Beobachtung der Entwicklung innerhalb der Montanunion sowie der Vergleichsländer Großbritannien und USA von besonderer Bedeutung sind oder brauchbare Anhaltspunkte bieten.

Das nach Ländern der Montanunion aufgegliederte Zahlenmaterial erstreckt sich hauptsächlich auf den Steinkohlenbergbau, den Eisenerzbergbau sowie die Eisen- und Stahlindustrie. In erster Linie werden die im Vertrag über die Gründung der Europäischen Gemeinschaft für Kohle und Stahl genannten Erzeugnisse berücksichtigt, wobei Erzeugung und Förderung, Rohstoffverbrauch und -versorgung sowie Bezüge und Lieferungen im Vordergrund stehen. Darüber hinaus werden Bestände, Belegschaft, Löhne und allgemeine Wirtschaftszahlen dargestellt.

Die Zahlen entstammen größtenteils den Veröffentlichungen der Länder und des Statistischen Amtes der Europäischen Gemeinschaften. Wegen Benutzung verschiedener Quellen sind die Zahlen mit anderen Veröffentlichungen des Statistischen Bundesamtes nicht immer vergleichbar.

Für die einzelnen Länder gilt der jetzige Gebietsstand. Soweit nicht anders vermerkt, ist unter der Bezeichnung "Bundesrepublik" bei den Förderungs- und Erzeugungszahlen Bundesrepublik ohne Berlin-West, beim Aussenhandel einschließlich Berlin-West zu verstehen. Das Saarland ist nur ausnahmsweise in den Zahlen von Frankreich enthalten. Bei Italien ist Triest eingeschlossen.

Die Reihen werden monatlich auf den neuesten Stand gebracht und laufend - ohne besondere Kennzeichnung - berichtigt. Die sich bei der Aufrechnung der einzelnen Zahlen ergebenden Differenzen mit den Summen sind auf Abrundungen zurückzuführen.

Bei den Angaben über die Erzeugung von Roheisen und Rohstahl handelt es sich um die Netto-Erzeugung, d.h. bei Roheisen ohne umgeschmolzenes Roheisen und bei Rohstahl ohne Vorschmelzstahl. Beim "Aussenhandel" (Einfuhr und Ausfuhr) ist beim Bundesgebiet der Handel mit der Sowjetischen Besatzungszone (Interzonenhandel) nicht einbezogen.

Als Maßeinheit gilt das metrische System.

### Zeichenerklärung

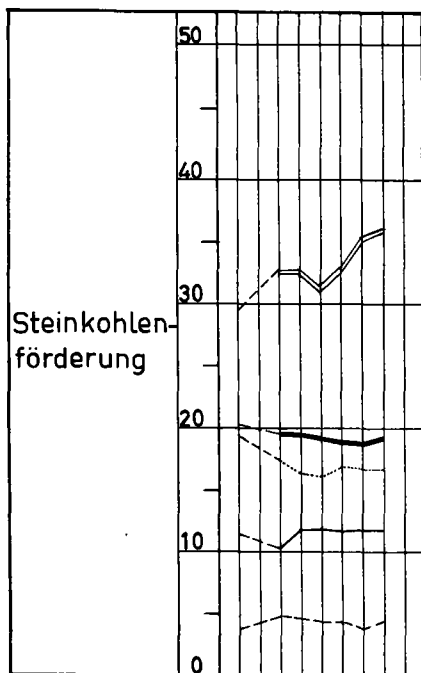
|            |   |
|------------|---|
| -          | an Stelle einer Zahl = null (nichts)  |
| 0 oder 0,0 | an Stelle einer Zahl = mehr als null, jedoch weniger als die Hälfte der kleinsten Einheit, die in der betr. Tabelle dargestellt wird. |
| .          | an Stelle einer Zahl = kein Nachweis vorhanden  |
| ...        | Angaben folgen  |
| MD bzw. JD | = Monats- bzw. Jahresdurchschnitt   |
| ME bzw. JE | = Monats- bzw. Jahresende   |
| HJ bzw. VJ | = Halbjahr bzw. Vierteljahr   |
| *)         | = vorläufige oder geschätzte Zahlen   |

Erschienen im Dezember 1965

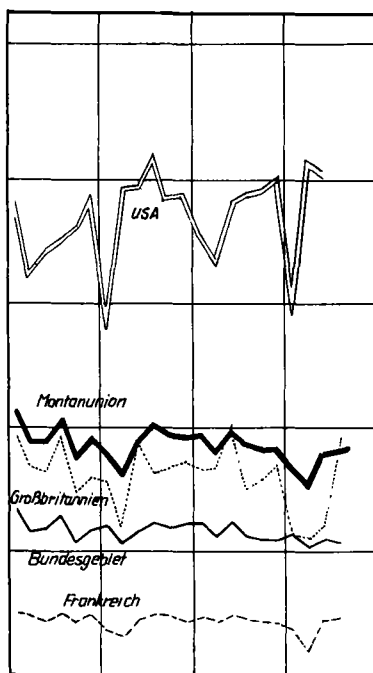
Nachdruck - auch auszugsweise - nur mit Quellenangabe gestattet

Preis DM 3,--

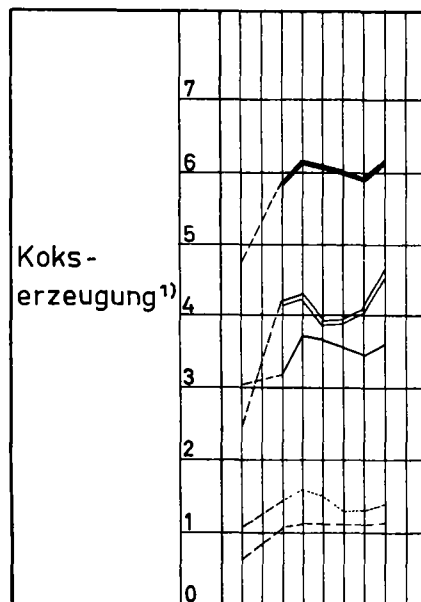
# Zusammenfassende Übersichten Förderung/Erzeugung



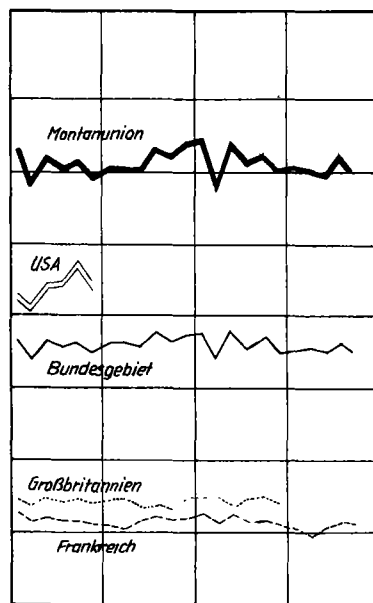
Steinkohlen-  
förderung



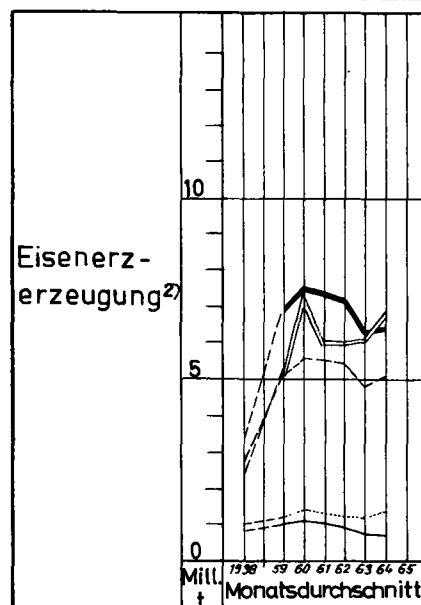
| Jahr<br>Monat          | Bundes-<br>republik | Frankreich | MONTAN-<br>UNION | Großbrit. | USA <sup>3)</sup> |
|------------------------|---------------------|------------|------------------|-----------|-------------------|
| 4) In Millionen Tonnen |                     |            |                  |           |                   |
| 1938 MD                | 11,41               | 3,88       | 20,20            | 19,22     | 29,61             |
| 1958 "                 | 11,05               | 4,81       | 20,53            | 18,54     | 32,45             |
| 1959 "                 | 10,47               | 4,80       | 19,57            | 17,46     | 32,52             |
| 1960 "                 | 11,86               | 4,66       | 19,49            | 16,40     | 32,63             |
| 1961 "                 | 11,89               | 4,36       | 19,16            | 16,07     | 31,56             |
| 1962 "                 | 11,76               | 4,36       | 18,91            | 16,71     | 33,02             |
| 1963 "                 | 11,84               | 3,98       | 18,61            | 16,58     | 35,41             |
| 1964 "                 | 11,85               | 4,42       | 19,04            | 16,57     | 37,46             |
| 1965 "                 |                     |            |                  |           |                   |
| 1964                   |                     |            |                  |           |                   |
| Okttober               | 12,26               | 4,95       | 20,03            | 16,11     | 42,38             |
| November               | 11,94               | 4,72       | 19,50            | 16,66     | 38,77             |
| Dezember               | 12,10               | 4,24       | 19,21            | 17,11     | 40,19             |
| 1965                   |                     |            |                  |           |                   |
| Januar                 | 12,21               | 4,66       | 19,60            | 16,57     | 36,88             |
| Februar                | 11,27               | 4,30       | 18,25            | 16,68     | 34,78             |
| März                   | 12,45               | 4,70       | 19,97            | 20,17     | 40,53             |
| April                  | 11,40               | 4,56       | 18,66            | 14,46     | 39,17             |
| Mai                    | 11,00               | 4,47       | 18,00            | 15,90     | 38,74             |
| Juni                   | 10,97               | 4,46       | 18,07            | 16,89     | 40,31             |
| Juli                   | 11,07               | 3,53       | 16,79            | 12,16     | 31,93             |
| August                 | 10,60               | 2,82       | 15,85            | 11,86     | 43,26             |
| September              | 11,00               | 4,29       | 17,95            | 12,12     | 40,18             |
| Oktober                | 11,09               | 4,45       | 18,15            | 19,26     |                   |
| November               | 10,87               | 4,60       | 18,19            |           |                   |
| Dezember               |                     |            |                  |           |                   |



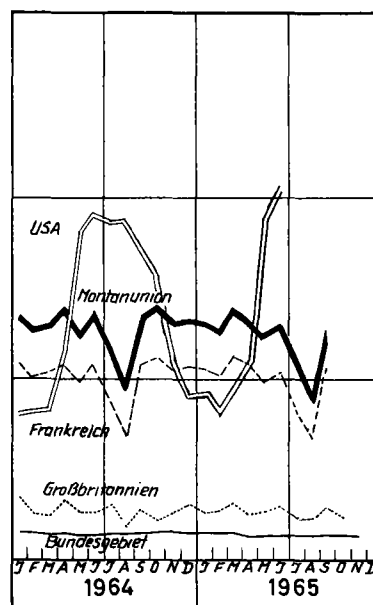
Koks-  
erzeugung <sup>1)</sup>



|           |      |      |      |      |      |
|-----------|------|------|------|------|------|
| 1938 MD   | 3,06 | 0,64 | 4,73 | 1,09 | 2,46 |
| 1958 "    | 3,62 | 1,04 | 6,20 | 1,56 | 4,05 |
| 1959 "    | 3,20 | 1,09 | 5,85 | 1,44 | 4,21 |
| 1960 "    | 3,71 | 1,13 | 6,16 | 1,60 | 4,31 |
| 1961 "    | 3,69 | 1,12 | 6,12 | 1,51 | 3,91 |
| 1962 "    | 3,57 | 1,12 | 6,01 | 1,32 | 3,92 |
| 1963 "    | 3,47 | 1,12 | 5,92 | 1,31 | 4,10 |
| 1964 "    | 3,61 | 1,16 | 6,15 | 1,43 | 4,69 |
| 1965 "    |      |      |      |      |      |
| 1964      |      |      |      |      |      |
| Oktober   | 3,73 | 1,21 | 6,36 | 1,44 |      |
| November  | 3,63 | 1,18 | 6,23 | 1,43 |      |
| Dezember  | 3,72 | 1,22 | 6,42 | 1,49 |      |
| 1965      |      |      |      |      |      |
| Januar    | 3,75 | 1,25 | 6,48 | 1,49 |      |
| Februar   | 3,40 | 1,13 | 5,85 | 1,49 |      |
| März      | 3,76 | 1,23 | 6,45 | 1,41 |      |
| April     | 3,58 | 1,13 | 6,12 | 1,42 |      |
| Mai       | 3,69 | 1,14 | 6,30 | 1,46 |      |
| Juni      | 3,54 | 1,10 | 6,05 | 1,40 |      |
| Juli      | 3,60 | 1,03 | 6,09 |      |      |
| August    | 3,63 | 0,99 | 6,03 |      |      |
| September | 3,53 | 1,06 | 5,99 |      |      |
| Oktober   | 3,65 | 1,10 | 6,24 |      |      |
| November  | 3,53 | 1,08 | 6,05 |      |      |
| Dezember  |      |      |      |      |      |



Eisenerz-  
erzeugung <sup>2)</sup>

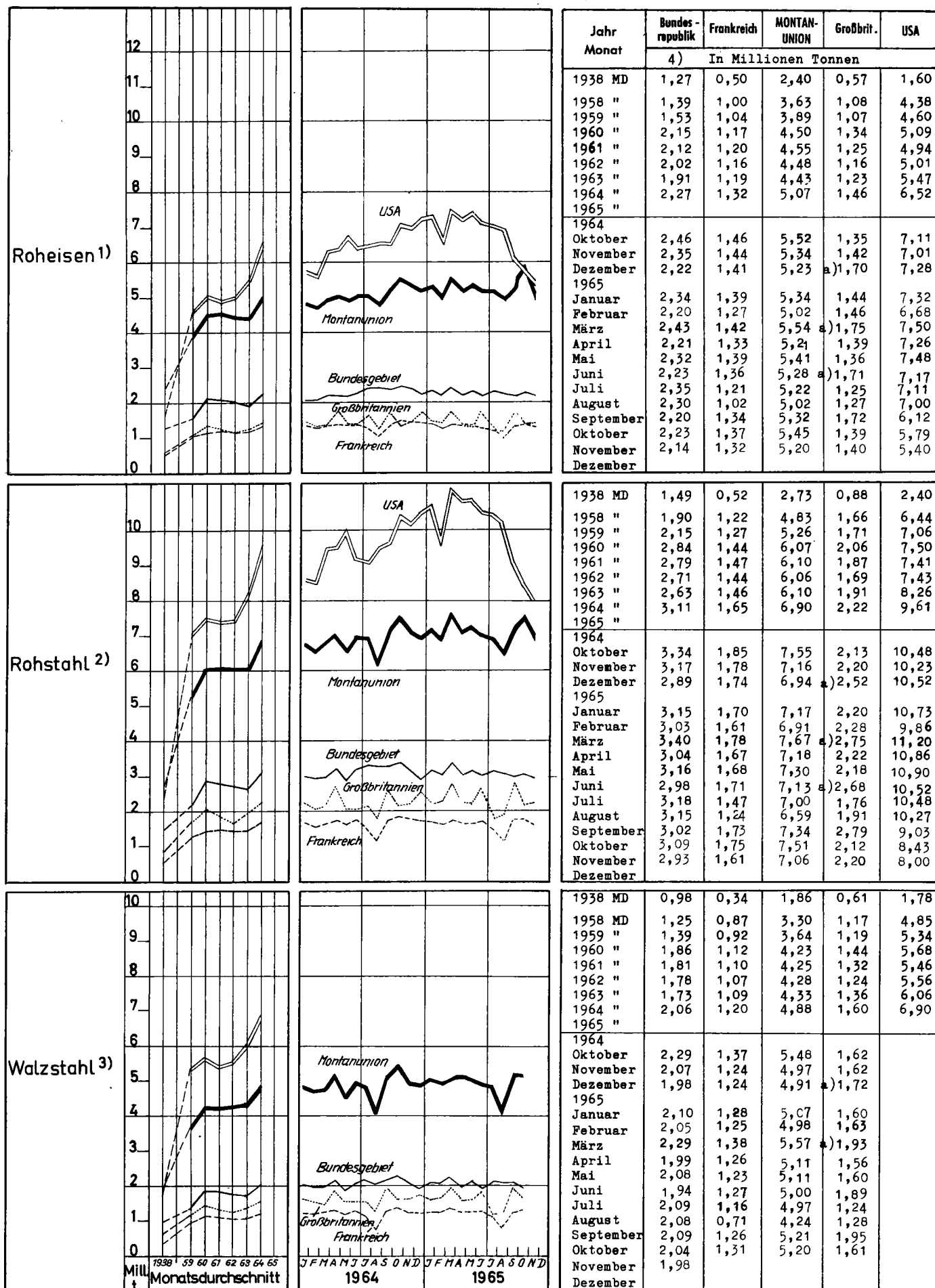


|           |      |      |      |      |       |
|-----------|------|------|------|------|-------|
| 1938 MD   | 0,82 | 2,76 | 3,36 | 1,00 | 2,41  |
| 1958 "    | 1,05 | 4,95 | 6,74 | 1,24 | 5,82  |
| 1959 "    | 1,08 | 5,07 | 6,87 | 1,26 | 5,10  |
| 1960 "    | 1,13 | 5,58 | 7,46 | 1,44 | 7,52  |
| 1961 "    | 1,09 | 5,55 | 7,45 | 1,40 | 6,04  |
| 1962 "    | 0,95 | 5,45 | 7,20 | 1,29 | 6,08  |
| 1963 "    | 0,75 | 4,82 | 6,29 | 1,26 | 6,12  |
| 1964 "    | 0,72 | 5,08 | 6,43 | 1,38 | 6,89  |
| 1965 "    |      |      |      |      |       |
| 1964      |      |      |      |      |       |
| Oktober   | 0,75 | 5,63 | 7,05 | 1,19 | 7,85  |
| November  | 0,73 | 5,25 | 6,56 | 1,31 | 5,38  |
| Dezember  | 0,73 | 5,32 | 6,65 | 1,54 | 4,53  |
| 1965      |      |      |      |      |       |
| Januar    | 0,73 | 5,25 | 6,58 | 1,35 | 4,59  |
| Februar   | 0,70 | 5,07 | 6,32 | 1,37 | 4,24  |
| März      | 0,73 | 5,65 | 6,99 | 1,62 | 4,86  |
| April     | 0,65 | 5,39 | 6,62 | 1,20 | 5,56  |
| Mai       | 0,62 | 4,96 | 6,15 | 1,27 | 9,29  |
| Juni      | 0,64 | 5,19 | 6,42 | 1,47 | 10,26 |
| Juli      | 0,66 | 4,02 | 5,36 | 1,07 |       |
| August    | 0,66 | 3,39 | 4,66 | 1,06 |       |
| September | 0,67 | 5,18 | 6,50 | 1,41 |       |
| Oktober   | 0,66 |      |      | 1,25 |       |
| November  | 0,65 |      |      |      |       |
| Dezember  |      |      |      |      |       |

1) Zechen- und Hüttenkoks. 2) Gewinnung von handelsfähigem Roherz und Erzeugung von aufbereitetem Erz einschl. Rösterz und Eisenerzsinter. 3) Monatszahlen enthalten geringe Mengen (etwa 225 000 t für 1964) Braunkohle. 4) Ab 1960 einschl. Saarland. a) 5 Wochen, sonst 4 Wochen.

# Zusammenfassende Übersichten Erzeugung

3



1) Einschl. Hochofen-Ferrolegierungen. 2) Rohblöcke und Flüssigstahl für Stahlguß. 3) Nur Erzeugnisse im Sinne des Montanvertrages. 4) Ab 1960 einschl. Saarland. a) 5 Wochen, sonst 4 Wochen.

## Förderung/Erzeugung

Maßeinheit: 1000t

|                          | Jahr<br>Monat | Montanunion-Länder |         |            |         |           |             |             | Vergleichszahlen |         |
|--------------------------|---------------|--------------------|---------|------------|---------|-----------|-------------|-------------|------------------|---------|
|                          |               | Bundesrepublik     | Belgien | Frankreich | Italien | Luxemburg | Niederlande | MONTANUNION | Großbritannien   | USA 1)  |
| Steinkohle               | 1960          | 142 287            | 22 465  | 55 961     | 746     | -         | 12 498      | 233 947     | 196 701          | 391 521 |
|                          | 1962          | 141 135            | 21 226  | 52 359     | 691     | -         | 11 573      | 226 983     | 200 595          | 395 521 |
|                          | 1963          | 142 116            | 21 418  | 47 754     | 585     | -         | 11 509      | 223 382     | 198 995          | 430 456 |
|                          | 1964          | 142 201            | 21 305  | 53 030     | 472     | -         | 11 480      | 228 488     | 198 849          | 454 704 |
|                          | 1965          |                    |         |            |         |           |             |             |                  |         |
|                          | 1964 MD       | 11 850             | 1 175   | 4 419      | 39      | -         | 957         | 19 041      | 16 571           | 37 892  |
|                          | Jan. 65       | 12 206             | 1 731   | 4 660      | 34      | -         | 971         | 19 601      | 16 566           | 36 879  |
|                          | Febr. "       | 11 274             | 1 664   | 4 299      | 35      | -         | 975         | 18 247      | 16 679           | 34 777  |
|                          | März "        | 12 446             | 1 815   | 4 699      | 28      | -         | 989         | 19 977      | a) 20 165        | 40 329  |
|                          | April "       | 11 403             | 1 750   | 4 561      | 45      | -         | 896         | 18 655      | 14 462           | 39 173  |
|                          | Mai "         | 11 015             | 1 627   | 4 472      | 42      | -         | 855         | 18 011      | 15 904           | 38 740  |
|                          | Juni "        | 10 971             | 1 707   | 4 460      | 41      | -         | 898         | 18 077      | a) 16 891        | 40 312  |
|                          | Juli "        | 11 070             | 1 213   | 5 530      | 28      | -         | 946         | 16 787      | 12 163           | 31 925  |
|                          | Aug. "        | 10 604             | 1 502   | 2 816      | 30      | -         | 903         | 15 852      | 11 860           | 43 265  |
|                          | Sept. "       | 11 013             | 1 646   | 4 295      | 17      | -         | 974         | 17 945      | a) 12 121        | 40 177  |
|                          | Okt. "        | 11 086             | 1 640   | 4 451      | 12      | -         | 965         | 18 154      | 19 256           |         |
|                          | Nov. "        | 10 874             | 1 700   | 4 597      | 15      | -         | 1 002       | 18 188      |                  |         |
|                          | Dez. "        |                    |         |            |         |           |             |             |                  |         |
| Steinkohlen-Koks<br>2)   | 1960          | 44 541             | 7 539   | 13 605     | 3 725   | -         | 4 518       | 73 919      | 19 132           | 51 917  |
|                          | 1962          | 42 863             | 7 195   | 13 482     | 4 330   | -         | 4 274       | 72 144      | 15 789           | 47 092  |
|                          | 1963          | 41 588             | 7 204   | 13 423     | 4 595   | -         | 4 263       | 71 074      | 15 773           | 49 240  |
|                          | 1964          | 43 268             | 7 398   | 13 941     | 4 683   | -         | 4 514       | 73 802      | 17 127           | 56 317  |
|                          | 1965          |                    |         |            |         |           |             |             |                  |         |
|                          | 1964 MD       | 3 606              | 616     | 1 162      | 390     | -         | 376         | 6 150       | 1 427            | 4 693   |
|                          | Jan. 65       | 3 751              | 640     | 1 245      | 437     | -         | 405         | 6 478       | 1 485            |         |
|                          | Febr. "       | 3 401              | 587     | 1 128      | 393     | -         | 361         | 5 869       | 1 491            |         |
|                          | März "        | 3 759              | 649     | 1 233      | 465     | -         | 378         | 6 484       | 1 412            |         |
|                          | April "       | 3 576              | 618     | 1 137      | 483     | -         | 354         | 6 168       | 1 418            |         |
|                          | Mai "         | 3 685              | 619     | 1 143      | 485     | -         | 369         | 6 300       | 1 461            |         |
|                          | Juni "        | 3 542              | 596     | 1 096      | 469     | -         | 347         | 6 050       | 1 400            |         |
|                          | Juli "        | 3 647              | 575     | 1 034      | 486     | -         | 342         | 6 085       |                  |         |
|                          | Aug. "        | 3 631              | 605     | 985        | 478     | -         | 332         | 6 030       |                  |         |
|                          | Sept. "       | 3 531              | 608     | 1 056      | 465     | -         | 327         | 5 985       |                  |         |
|                          | Okt. "        | 3 653              | 627     | 1 099      | 516     | -         | 349         | 6 244       |                  |         |
|                          | Nov. "        | 3 528              | 597     | 1 083      | 500     | -         | 346         | 6 054       |                  |         |
|                          | Dez. "        |                    |         |            |         |           |             |             |                  |         |
| Steinkohlen-<br>Briketts | 1960          | 5 566              | 1 079   | 6 073      | 27      | -         | 1 181       | 13 926      | .                | .       |
|                          | 1962          | 5 939              | 1 603   | 6 936      | 59      | -         | 1 251       | 15 787      | .                | .       |
|                          | 1963          | 6 614              | 2 300   | 7 994      | 128     | -         | 1 561       | 18 596      | .                | .       |
|                          | 1964          | 5 506              | 1 433   | 6 625      | 72      | -         | 1 355       | 14 991      | .                | .       |
|                          | 1965          |                    |         |            |         |           |             |             |                  |         |
|                          | 1964 MD       | 459                | 119     | 552        | 6       | -         | 113         | 1 249       |                  |         |
|                          | Jan. 65       | 223                | 121     | 530        | 5       | -         | 92          | 971         |                  |         |
|                          | Febr. "       | 165                | 89      | 424        | 4       | -         | 67          | 749         |                  |         |
|                          | März "        | 212                | 83      | 362        | 3       | -         | 92          | 753         |                  |         |
|                          | April "       | 403                | 109     | 384        | 0       | -         | 97          | 992         |                  |         |
|                          | Mai "         | 470                | 83      | 486        | 1       | -         | 111         | 1 151       |                  |         |
|                          | Juni "        | 475                | 72      | 504        | 3       | -         | 131         | 1 132       |                  |         |
|                          | Juli "        | 472                | 39      | 459        | 4       | -         | 135         | 1 111       |                  |         |
|                          | Aug. "        | 486                | 80      | 317        | 6       | -         | 126         | 1 015       |                  |         |
|                          | Sept. "       | 486                | 95      | 613        | 6       | -         | 137         | 1 337       |                  |         |
|                          | Okt. "        | 426                |         |            |         |           |             |             |                  |         |
|                          | Nov. "        |                    |         |            |         |           |             |             |                  |         |
|                          | Dez. "        |                    |         |            |         |           |             |             |                  |         |
| Braunkohle 3)            | 1960          | 97 999             | -       | 2 276      | 1 246   | -         | 4           | 101 525     | -                | 2 496   |
|                          | 1962          | 103 011            | -       | 2 882      | 1 775   | -         | -           | 107 669     | -                | 2 772   |
|                          | 1963          | 108 500            | -       | 2 473      | 1 366   | -         | -           | 112 338     | -                | 2 448   |
|                          | 1964          | 112 814            | -       | 2 241      | 1 209   | -         | -           | 116 264     | -                | 2 676   |
|                          | 1965          |                    |         |            |         |           |             |             |                  |         |
|                          | 1964 MD       | 9 401              | -       | 187        | 100     | -         | -           | 9 689       | -                | 223     |
|                          | Jan. 65       | 8 753              | -       | 209        | 83      | -         | -           | 9 045       |                  |         |
|                          | Febr. "       | 7 745              | -       | 258        | 93      | -         | -           | 8 096       |                  |         |
|                          | März "        | 8 655              | -       | 271        | 103     | -         | -           | 9 029       |                  |         |
|                          | April "       | 7 923              | -       | 230        | 94      | -         | -           | 8 247       |                  |         |
|                          | Mai "         | 8 167              | -       | 171        | 71      | -         | -           | 8 409       |                  |         |
|                          | Juni "        | 7 794              | -       | 229        | 54      | -         | -           | 8 067       |                  |         |
|                          | Juli "        | 8 498              | -       | 261        | 144     | -         | -           | 8 903       |                  |         |
|                          | Aug. "        | 8 638              | -       | 159        | 85      | -         | -           | 8 862       |                  |         |
|                          | Sept. "       | 8 821              | -       | 224        |         | -         | -           |             |                  |         |
|                          | Okt. "        | 9 334              | -       |            |         | -         | -           |             |                  |         |
|                          | Nov. "        |                    |         |            |         |           |             |             |                  |         |
|                          | Dez. "        |                    |         |            |         |           |             |             |                  |         |
| Braunkohlen-<br>Briketts | 1960          | 15 245             | -       | -          | -       | -         | 62          | 15 310      | -                | .       |
|                          | 1962          | 15 800             | -       | -          | -       | -         | 71          | 15 871      | -                | .       |
|                          | 1963          | 15 834             | -       | -          | -       | -         | 63          | 15 897      | -                | .       |
|                          | 1964          | 15 356             | -       | -          | -       | -         | 66          | 15 422      | -                | .       |
|                          | 1965          |                    |         |            |         |           |             |             |                  |         |
|                          | 1964 MD       | 1 280              | -       | -          | -       | -         | 6           | 1 285       |                  |         |
|                          | Jan. 65       | 902                | -       | -          | -       | -         | 4           | 906         |                  |         |
|                          | Febr. "       | 715                | -       | -          | -       | -         | 3           | 718         |                  |         |
|                          | März "        | 867                | -       | -          | -       | -         | 4           | 871         |                  |         |
|                          | April "       | 853                | -       | -          | -       | -         | 4           | 857         |                  |         |
|                          | Mai "         | 1 080              | -       | -          | -       | -         | 3           | 1 083       |                  |         |
|                          | Juni "        | 1 073              | -       | -          | -       | -         | 3           | 1 076       |                  |         |
|                          | Juli "        | 1 218              | -       | -          | -       | -         | 4           | 1 222       |                  |         |
|                          | Aug. "        | 1 207              | -       | -          | -       | -         | 4           | 1 211       |                  |         |
|                          | Sept. "       | 1 193              | -       | -          | -       | -         |             |             |                  |         |
|                          | Okt. "        | 1 220              | -       | -          | -       | -         |             |             |                  |         |
|                          | Nov. "        |                    |         |            |         |           |             |             |                  |         |
|                          | Dez. "        |                    |         |            |         |           |             |             |                  |         |

1) Monatszahlen einschließlich geringer Mengen (rd. 223 000 t für 1964) Braunkohle. 2) Zechen- und Hüttenkoks, ohne Spezialkoks und Schmelzkoks. 3) Jüngere und ältere Braunkohle, Bundesgebiet einschl. Pechkohle. a) 5 Wochen, sonst 4 Wochen.

# Förderung/Erzeugung

Maßeinheit: 1000t

|   | Jahr<br>Monat | Montanunion-Länder |         |            |         |           |             |             | Vergleichszahlen |        |
|---|---------------|--------------------|---------|------------|---------|-----------|-------------|-------------|------------------|--------|
|   |               | Bundesrepublik     | Belgien | Frankreich | Italien | Luxemburg | Niederlande | MONTANUNION | Großbritannien   | USA    |
| <b>Rohförderung<br/>Eisenerze</b>               | 1960          | 18 869             | 160     | 67 724     | 2 138   | 6 978     | -           | 95 869      | 17 362           | 90 209 |
|   | 1962          | 16 643             | 81      | 67 117     | 1 983   | 6 507     | -           | 92 331      | 15 522           | 72 982 |
|   | 1963          | 12 898             | 96      | 58 476     | 1 709   | 6 990     | -           | 80 169      | 15 151           | 73 470 |
|   | 1964          | 11 612             | 62      | 61 472     | 1 572   | 6 680     | -           | 81 399      | 16 588           | 82 635 |
|   | 1965          |                    |         |            |         |           |             |             |                  |        |
|   | 1964 MD       | 968                | 5       | 5 123      | 131     | 557       | -           | 6 783       | 1 382            | 6 886  |
|   | Jan. 65       | 968                | 5       | 5 311      | 97      | 538       | -           | 6 919       | 1 350            | 4 588  |
|   | Febr. "       | 933                | 3       | 5 132      | 86      | 493       | -           | 6 648       | 1 374            | 4 236  |
|   | März "        | 971                | 6       | 5 717      | 106     | 539       | -           | 7 339       | a) 1 621         | 4 857  |
|   | April "       | 848                | 5       | 5 437      | 113     | 517       | -           | 6 920       | 1 197            | 5 557  |
|   | Mai "         | 850                | 7       | 5 008      | 98      | 486       | -           | 6 448       | 1 266            | 9 291  |
|   | Juni "        | 876                | 6       | 5 242      | 116     | 504       | -           | 6 743       | a) 1 474         | 10 264 |
|   | Juli "        | 908                | 6       | 4 065      | 141     | 592       | -           | 5 710       | 1 065            |        |
|   | Aug. "        | 893                | 10      | 3 403      | 142     | 538       | -           | 4 985       | 1 055            |        |
|   | Sept. "       | 929                | 11      | 5 230      | 133     | 565       | -           | 6 868       | a) 1 414         |        |
|   | Okt. "        | 907                | 13      | 5 249      | 128     | 555       | -           | 6 852       | 1 249            |        |
|   | Nov. "        | 915                | 11      | 4 997      | 107     | 519       | -           | 6 549       |                  |        |
|   | Dez. "        |                    |         |            |         |           |             |             |                  |        |
| <b>Eisenerze 1)<br/>Erzeugung</b>               | 1960          | 14 184             | 160     | 66 911     | 1 222   | 6 978     | -           | 89 468      | 17 362           | 90 209 |
|   | 1962          | 12 426             | 81      | 66 317     | 1 097   | 6 507     | -           | 86 428      | 15 522           | 72 982 |
|   | 1963          | 9 505              | 96      | 57 883     | 1 006   | 6 990     | -           | 75 480      | 15 151           | 73 470 |
|   | 1964          | 8 696              | 62      | 60 937     | 897     | 6 680     | -           | 77 273      | 16 588           | 82 635 |
|   | 1965          |                    |         |            |         |           |             |             |                  |        |
|   | 1964 MD       | 725                | 5       | 5 078      | 74      | 557       | -           | 6 438       | 1 382            | 6 886  |
|   | Jan. 65       | 731                | 5       | 5 254      | 53      | 538       | -           | 6 581       | 1 350            | 4 588  |
|   | Febr. "       | 701                | 3       | 5 071      | 47      | 493       | -           | 6 315       | 1 374            | 4 236  |
|   | März "        | 729                | 6       | 5 653      | 63      | 539       | -           | 6 991       | a) 1 621         | 4 857  |
|   | April "       | 645                | 5       | 5 386      | 69      | 517       | -           | 6 624       | 1 197            | 5 557  |
|   | Mai "         | 621                | 7       | 4 961      | 69      | 486       | -           | 6 143       | 1 266            | 9 291  |
|   | Juni "        | 641                | 6       | 5 190      | 73      | 504       | -           | 6 413       | a) 1 474         | 10 264 |
|   | Juli "        | 656                | 6       | 4 016      | 86      | 592       | -           | 5 357       | 1 065            |        |
|   | Aug. "        | 655                | 10      | 3 386      | 76      | 538       | -           | 4 664       | 1 055            |        |
|   | Sept. "       | 667                | 11      | 5 176      | 77      | 565       | -           | 6 495       | a) 1 414         |        |
|   | Okt. "        | 660                |         |            |         |           |             |             | 1 249            |        |
|   | Nov. "        | 651                |         |            |         |           |             |             |                  |        |
|   | Dez. "        |                    |         |            |         |           |             |             |                  |        |
| <b>Eisenerz-Sinter 2)</b>                       | 1960          | 22 899             | 2 230   | 6 351      | 2 129   | 2 928     | 968         | 37 505      | 15 024           | 55 203 |
|   | 1962          | 25 832             | 4 871   | 10 048     | 2 446   | 3 211     | 1 995       | 48 403      | 15 941           | 61 008 |
|   | 1963          | 24 925             | 5 165   | 14 478     | 2 538   | 4 472     | 2 355       | 53 934      | 18 054           | 67 254 |
|   | 1964          | 28 705             | 6 587   | 17 442     | 2 608   | 4 776     | 2 787       | 62 905      | 21 363           | 76 566 |
|   | 1965          |                    |         |            |         |           |             |             |                  |        |
|   | 1964 MD       | 2 392              | 549     | 1 454      | 217     | 398       | 232         | 5 242       | 1 780            | 6 381  |
|   | Jan. 65       | 2 526              |         |            |         |           |             |             | 1 745            |        |
|   | Febr. "       | 2 355              |         |            |         |           |             |             | 1 779            |        |
|   | März "        | 2 620              | 1 798   | 4 509      | 1 075   | 1 181     | 799         | 16 861      | a) 2 166         |        |
|   | April "       | 2 372              |         |            |         |           |             |             | 1 719            |        |
|   | Mai "         | 2 542              | 1 833   | 4 696      | 1 264   | 1 211     | 266         | 271         | 1 642            |        |
|   | Juni "        | 2 487              |         |            |         |           |             |             | a) 2 049         |        |
|   | Juli "        | 2 607              |         |            |         |           |             | 254         | 1 481            |        |
|   | Aug. "        | 2 572              | 1 723   | 4 364      |         | 1 168     | 266         | 275         | 1 583            |        |
|   | Sept. "       | 2 463              |         |            |         |           | 264         |             | a) 2 115         |        |
|   | Okt. "        | 2 555              |         |            |         |           |             |             | 1 729            |        |
|   | Nov. "        | 2 463              |         |            |         |           |             |             |                  |        |
|   | Dez. "        |                    |         |            |         |           |             |             |                  |        |
| <b>Schrottversorgung<br/>1. Eigenentfall 3)</b> | 1960          | 9 426              | 1 456   | 4 278      | 2 396   | 805       | 450         | 18 811      | 7 310            | 30 218 |
|   | 1962          | 9 190              | 1 459   | 4 333      | 2 840   | 827       | 467         | 19 117      | 6 463            | 30 925 |
|   | 1963          | 8 890              | 1 506   | 4 425      | 2 963   | 845       | 504         | 19 133      | 7 081            | 33 935 |
|   | 1964          | 10 547             | 1 745   | 4 940      | 2 951   | 976       | 624         | 21 783      | 8 361            | 40 421 |
|   | 1965          |                    |         |            |         |           |             |             |                  |        |
|   | 1.Vj. 65      | 2 703              | 445     | 1 268      | 833     | 264       | 182         | 5 695       |                  |        |
|   | 2. " "        | 2 618              | 454     | 1 242      | 910     | 262       | 180         | 5 666       |                  |        |
|   | 3. " "        | 2 734              | 424     | 1 069      | 868     | 264       | 172         | 5 531       |                  |        |
|   | 4. " "        |                    |         |            |         |           |             |             |                  |        |
|   | 1. " 66       |                    |         |            |         |           |             |             |                  |        |
|   | 2. " "        |                    |         |            |         |           |             |             |                  |        |
|   |               |                    |         |            |         |           |             |             |                  |        |
| <b>2. Zukäufe</b>                               | 1960          | 5 708              | 769     | 3 481      | 4 027   | 49        | 604         | 14 638      | 7 634            | 16 486 |
|   | 1962          | 5 302              | 538     | 2 825      | 4 280   | 14        | 580         | 13 538      | 5 594            | 15 242 |
|   | 1963          | 5 375              | 495     | 2 953      | 4 475   | 21        | 558         | 13 877      | 6 587            | 18 719 |
|   | 1964          | 6 554              | 565     | 3 116      | 4 356   | 27        | 485         | 15 103      | 7 742            | 19 299 |
|   | 1965          |                    |         |            |         |           |             |             |                  |        |
|   | 1.Vj. 65      | 1 493              | 126     | 788        | 1 246   | 9         | 116         | 3 778       |                  |        |
|   | 2. " "        | 1 446              | 123     | 816        | 1 351   | 7         | 125         | 3 871       |                  |        |
|   | 3. " "        | 1 383              | 728     | 618        | 1 329   | 5         | 152         | 3 615       |                  |        |
|   | 4. " "        |                    |         |            |         |           |             |             |                  |        |
|   | 1. " 66       |                    |         |            |         |           |             |             |                  |        |
|   | 2. " "        |                    |         |            |         |           |             |             |                  |        |
|   |               |                    |         |            |         |           |             |             |                  |        |
| <b>3. Aufkommen<br/>Insgesamt 4)</b>            | 1960          | 14 311             | 2 025   | 7 431      | 6 277   | 817       | 1 023       | 31 884      | 14 944           | 46 704 |
|   | 1962          | 13 795             | 1 709   | 6 847      | 6 971   | 808       | 1 025       | 31 156      | 12 057           | 46 166 |
|   | 1963          | 13 582             | 1 708   | 7 056      | 7 286   | 836       | 1 048       | 31 516      | 13 668           | 52 654 |
|   | 1964          | 16 389             | 1 971   | 7 655      | 7 167   | 966       | 1 088       | 35 236      | 16 103           | 59 720 |
|   | 1965          |                    |         |            |         |           |             |             |                  |        |
|   | 1.Vj. 65      | 3 997              | 479     | 1 951      | 2 045   | 263       | 291         | 9 026       |                  |        |
|   | 2. " "        | 3 869              | 509     | 1 943      | 2 226   | 263       | 299         | 9 109       |                  |        |
|   | 3. " "        | 3 910              | 484     | 1 605      | 2 158   | 262       | 319         | 8 736       |                  |        |
|   | 4. " "        |                    |         |            |         |           |             |             |                  |        |
|   | 1. " 66       |                    |         |            |         |           |             |             |                  |        |
|   | 2. " "        |                    |         |            |         |           |             |             |                  |        |
|   |               |                    |         |            |         |           |             |             |                  |        |

1) Gewinn von handelsfähigem Roherz und Erzeugung von aufbereitetem Erz (einschl. Rösterz und Grubensinter), Bundesgebiet ohne Grubensinter.  
2) Bundesgebiet einschl. Grubensinter und ab 1963 einschl. zugekauften Sinter. 3) Der Hochofen- und Stahlwerke einschl. der örtlich verbundenen Betriebe und der Bezüge von Konzernwerken. 4) Montanunion-Länder abzüglich der Werksverkäufe. a) 5 Wochen, sonst 4 Wochen.



## Erzeugungsanlagen

| Jahres- bzw.<br>Monatsende | Montanunion-Länder              |               |          |               |         |               |            |               |         |               |           |               |             |               |             |               | Vergleichszahlen |               |       |               |
|----------------------------|---------------------------------|---------------|----------|---------------|---------|---------------|------------|---------------|---------|---------------|-----------|---------------|-------------|---------------|-------------|---------------|------------------|---------------|-------|---------------|
|                            | Bundesrepublik<br>ohne Saarland |               | Saarland |               | Belgien |               | Frankreich |               | Italien |               | Luxemburg |               | Niederlande |               | MONTANUNION |               | Großbritannien   |               | USA   |               |
|                            | verh.                           | in<br>Betrieb | verh.    | in<br>Betrieb | verh.   | in<br>Betrieb | verh.      | in<br>Betrieb | verh.   | in<br>Betrieb | verh.     | in<br>Betrieb | verh.       | in<br>Betrieb | verh.       | in<br>Betrieb | verh.            | in<br>Betrieb | verh. | in<br>Betrieb |

## Hochöfen

|           |     |     |    |    |    |    |     |     |    |    |    |    |   |   |     |     |    |    |     |    |     |     |
|-----------|-----|-----|----|----|----|----|-----|-----|----|----|----|----|---|---|-----|-----|----|----|-----|----|-----|-----|
| 1958      | 122 | 93  | 30 | 25 | 54 | 50 | 147 | 113 | 11 | 9  | 32 | 28 | 4 | 3 | 402 | 320 | 59 | 8  | 123 | 84 | 266 | 189 |
| 1959      | 125 | 106 | 29 | 25 | 57 | 50 | 148 | 120 | 11 | 9  | 32 | 30 | 4 | 4 | 406 | 344 | 55 | 13 | 113 | 81 | 263 | 229 |
| 1960 1)   | 156 | 129 | .  | .  | 57 | 3  | 147 | 120 | 12 | 11 | 32 | 30 | 4 | 4 | 408 | 297 | 55 | 18 | 110 | 86 | 260 | 114 |
| 1961      | 154 | 123 | .  | .  | 55 | 48 | 144 | 116 | 12 | 11 | 32 | 30 | 5 | 4 | 402 | 332 | 53 | 14 | 113 | 74 | 259 | 172 |
| 1962      | 153 | 118 | .  | .  | 53 | 44 | 141 | 104 | 13 | 12 | 32 | 29 | 5 | 4 | 398 | 311 | 51 | 16 | 105 | 68 | 247 | 138 |
| 1963      | 147 | 106 | .  | .  | 53 | 43 | 143 | 97  | 13 | 11 | 32 | 26 | 5 | 4 | 394 | 287 | 54 | 16 | 97  | 64 | 244 | 147 |
| 1964      | 147 | 113 | .  | .  | 53 | 44 | 138 | 98  | 14 | 13 | 33 | 28 | 5 | 5 | 390 | 301 | 59 | 20 | 94  | 70 |     |     |
| 1965      |     |     |    |    |    |    |     |     |    |    |    |    |   |   |     |     |    |    |     |    |     |     |
| März 1964 | 148 | 110 | .  | .  | 54 | 44 | 142 | 98  | 12 | 11 | 33 | 27 | 5 | 5 | 394 | 295 | 56 | 22 |     | 68 |     |     |
| Juni "    | 146 | 114 | .  | .  | 54 | 46 | 139 | 98  | 13 | 12 | 33 | 28 | 5 | 4 | 390 | 302 | 55 | 27 |     | 68 |     |     |
| Sept. "   | 149 | 114 | .  | .  | 53 | 46 | 138 | 100 | 13 | 12 | 33 | 28 | 5 | 4 | 391 | 304 | 59 | 22 |     | 65 |     |     |
| Dez. "    | 147 | 113 | .  | .  | 53 | 44 | 138 | 98  | 14 | 13 | 33 | 28 | 5 | 5 | 390 | 301 | 59 | 20 |     | 70 |     |     |
| März 1965 | 146 | 116 | .  | .  | 52 | 43 | 138 | 99  | 15 | 13 | 33 | 27 | 5 | 5 | 389 | 303 | 54 | 18 |     | 67 |     |     |
| Juni "    | 147 | 113 | .  | .  | 52 | 43 | 136 | 100 | 15 | 14 | 31 | 26 | 5 | 5 | 385 | 301 | 52 | 23 |     | 61 |     |     |
| Sept. "   |     |     |    |    |    |    |     |     |    |    |    |    |   |   |     |     |    |    |     |    |     |     |
| Dez. "    | 145 | 106 | .  | .  | 52 | 43 | 134 | 92  | 16 | 15 | 31 | 26 | 5 | 5 | 383 | 287 | 51 | 21 |     | 66 |     |     |

Stahlöfen  
Thomas-Konverter

|           |    |    |    |    |    |    |     |     |   |   |    |    |   |   |     |     |  |  |    |   |   |   |
|-----------|----|----|----|----|----|----|-----|-----|---|---|----|----|---|---|-----|-----|--|--|----|---|---|---|
| 1958      | 71 | 58 | 21 | 18 | 56 | 52 | 104 | 95  | 4 | 1 | 28 | 28 | - | - | 284 | 252 |  |  | 11 | . | . | . |
| 1959      | 73 | 57 | 21 | 18 | 56 | 53 | 105 | 102 | 4 | 1 | 25 | 24 | - | - | 284 | 255 |  |  | 11 | . | . | . |
| 1960 1)   | 88 | 72 | .  | .  | 54 | -  | 104 | 102 | 4 | 1 | 25 | 24 | - | - | 275 | 199 |  |  | 11 | . | . | . |
| 1961      | 87 | 72 | .  | .  | 55 | 50 | 102 | 99  | 5 | 2 | 24 | 24 | - | - | 273 | 247 |  |  | 13 | . | . | . |
| 1962      | 87 | 69 | .  | .  | 55 | 53 | 105 | 102 | 5 | 3 | 24 | 24 | - | - | 277 | 251 |  |  | 12 | . | . | . |
| 1963      | 78 | 60 | .  | .  | 55 | 51 | 104 | 99  | 5 | 3 | 25 | 24 | - | - | 267 | 237 |  |  | 11 | . | . | . |
| 1964      | 65 | 51 | .  | .  | 56 | 52 | 101 | 95  | - | - | 25 | 24 | - | - | 247 | 222 |  |  | 8  | . | . | . |
| 1965      |    |    |    |    |    |    |     |     |   |   |    |    |   |   |     |     |  |  |    |   |   |   |
| März 1964 | 70 | 59 | .  | .  | 56 | 52 | 104 | 94  | 5 | 3 | 25 | 24 | - | - | 260 | 232 |  |  |    |   |   |   |
| Juni "    | 70 | 58 | .  | .  | 56 | 54 | 101 | 95  | 5 | 3 | 25 | 24 | - | - | 257 | 234 |  |  |    |   |   |   |
| Sept. "   | 68 | 56 | .  | .  | 56 | 53 | 101 | 96  | 5 | 3 | 25 | 24 | - | - | 255 | 232 |  |  |    |   |   |   |
| Dez. "    | 65 | 51 | .  | .  | 56 | 52 | 101 | 95  | - | - | 25 | 24 | - | - | 247 | 222 |  |  |    |   |   |   |
| März 1965 | 65 | 51 | .  | .  | 56 | 53 | 100 | 93  | - | - | 25 | 24 | - | - | 246 | 221 |  |  |    |   |   |   |
| Juni "    | 65 | 52 | .  | .  | 56 | 53 | 100 | 93  | - | - | 24 | 24 | - | - | 245 | 222 |  |  |    |   |   |   |
| Sept. "   |    |    |    |    |    |    |     |     |   |   |    |    |   |   |     |     |  |  |    |   |   |   |
| Dez. "    | 58 | 48 | .  | .  | 56 | 49 | 100 | 93  | - | - | 24 | 24 | - | - | 238 | 214 |  |  |    |   |   |   |

## Siemens-Martin-Öfen

|           |     |     |    |    |    |    |     |    |    |    |   |   |    |   |     |     |  |  |     |   |   |   |
|-----------|-----|-----|----|----|----|----|-----|----|----|----|---|---|----|---|-----|-----|--|--|-----|---|---|---|
| 1958      | 214 | 126 | 15 | 12 | 26 | 12 | 111 | 66 | 74 | 43 | - | - | 11 | 7 | 451 | 266 |  |  | 385 | . | . | . |
| 1959      | 209 | 161 | 15 | 13 | 26 | 16 | 108 | 76 | 66 | 50 | - | - | 11 | 9 | 435 | 325 |  |  | 368 | . | . | . |
| 1960 1)   | 224 | 170 | .  | .  | 24 | -  | 98  | 76 | 65 | 52 | - | - | 11 | 4 | 422 | 302 |  |  | 350 | . | . | . |
| 1961      | 209 | 135 | .  | .  | 24 | 12 | 99  | 67 | 65 | 51 | - | - | 11 | 7 | 408 | 272 |  |  | 346 | . | . | . |
| 1962      | 202 | 113 | .  | .  | 21 | 13 | 94  | 66 | 62 | 50 | - | - | 10 | 6 | 389 | 272 |  |  | 317 | . | . | . |
| 1963      | 190 | 134 | .  | .  | 21 | 13 | 94  | 60 | 57 | 47 | - | - | 10 | 6 | 372 | 260 |  |  | 292 | . | . | . |
| 1964      | 189 | 131 | .  | .  | 19 | 12 | 92  | 62 | 53 | 39 | - | - | 10 | 5 | 365 | 249 |  |  | 264 | . | . | . |
| 1965      |     |     |    |    |    |    |     |    |    |    |   |   |    |   |     |     |  |  |     |   |   |   |
| März 1964 | 189 | 137 | .  | .  | 21 | 14 | 92  | 65 | 53 | 44 | - | - | 10 | 5 | 365 | 265 |  |  |     |   |   |   |
| Juni "    | 190 | 143 | .  | .  | 20 | 14 | 92  | 66 | 53 | 40 | - | - | 10 | 5 | 365 | 268 |  |  |     |   |   |   |
| Sept. "   | 190 | 145 | .  | .  | 21 | 13 | 92  | 64 | 53 | 38 | - | - | 10 | 5 | 366 | 265 |  |  |     |   |   |   |
| Dez. "    | 189 | 131 | .  | .  | 21 | 12 | 92  | 62 | 53 | 39 | - | - | 10 | 5 | 365 | 249 |  |  |     |   |   |   |
| März 1965 | 184 | 141 | .  | .  | 20 | 13 | 89  | 61 | 52 | 38 | - | - | 10 | 6 | 355 | 259 |  |  |     |   |   |   |
| Juni "    | 184 | 132 | .  | .  | 20 | 10 | 87  | 62 | 53 | 35 | - | - | 10 | 6 | 354 | 245 |  |  |     |   |   |   |
| Sept. "   |     |     |    |    |    |    |     |    |    |    |   |   |    |   |     |     |  |  |     |   |   |   |
| Dez. "    | 183 | 120 | .  | .  | 17 | 8  | 88  | 61 | 51 | 37 | - | - | 10 | 6 | 349 | 232 |  |  |     |   |   |   |

## Elektroöfen (Lichtbogen- und Induktionsöfen)

|           |     |     |   |   |    |    |     |     |     |     |   |   |    |    |     |     |  |  |     |   |   |   |
|-----------|-----|-----|---|---|----|----|-----|-----|-----|-----|---|---|----|----|-----|-----|--|--|-----|---|---|---|
| 1958      | 158 | 132 | 5 | 3 | 30 | 17 | 118 | 95  | 203 | 129 | 5 | 5 | 8  | 8  | 527 | 389 |  |  | 286 | . | . | . |
| 1959      | 160 | 140 | 5 | 3 | 30 | 19 | 121 | 96  | 189 | 131 | 5 | 5 | 10 | 10 | 521 | 404 |  |  | 317 | . | . | . |
| 1960 1)   | 169 | 150 | . | . | 30 | 19 | 120 | 105 | 192 | 144 | 5 | 5 | 10 | 10 | 526 | 433 |  |  | 321 | . | . | . |
| 1961      | 179 | 150 | . | . | 31 | 19 | 126 | 103 | 196 | 153 | 5 | 5 | 10 | 10 | 547 | 440 |  |  | 330 | . | . | . |
| 1962      | 182 | 145 | . | . | 30 | 19 | 130 | 108 | 185 | 152 | 5 | 5 | 10 | 10 | 542 | 439 |  |  | 394 | . | . | . |
| 1963      | 182 | 150 | . | . | 32 | 17 | 127 | 107 | 194 | 149 | 5 | 5 | 10 | 10 | 550 | 438 |  |  | 405 | . | . | . |
| 1964      | 185 | 163 | . | . | 26 | 17 | 131 | 108 | 193 | 142 | 5 | 5 | 10 | 10 | 553 | 445 |  |  | 418 | . | . | . |
| 1965      |     |     |   |   |    |    |     |     |     |     |   |   |    |    |     |     |  |  |     |   |   |   |
| März 1964 | 181 | 157 | . | . | 32 | 18 | 132 | 111 | 196 | 151 | 5 | 5 | 10 | 10 | 556 | 452 |  |  |     |   |   |   |
| Juni "    | 180 | 158 | . | . | 29 | 18 | 131 | 107 | 199 | 149 | 5 | 5 | 10 | 10 | 554 | 447 |  |  |     |   |   |   |
| Sept. "   | 181 | 158 | . | . | 28 | 16 | 132 | 105 | 192 | 140 | 5 | 5 | 10 | 10 | 558 | 434 |  |  |     |   |   |   |
| Dez. "    | 185 | 163 | . | . | 29 | 17 | 131 | 108 | 193 | 142 | 5 | 5 | 10 | 10 | 553 | 445 |  |  |     |   |   |   |
| März 1965 | 184 | 169 | . | . | 29 | 16 | 130 | 107 | 187 | 149 | 5 | 5 | 10 | 10 | 545 | 456 |  |  |     |   |   |   |
| Juni "    | 182 | 163 | . | . | 29 | 16 | 127 | 105 | 186 | 143 | 5 | 5 | 10 | 10 | 539 | 442 |  |  |     |   |   |   |
| Sept. "   |     |     |   |   |    |    |     |     |     |     |   |   |    |    |     |     |  |  |     |   |   |   |
| Dez. "    | 184 | 165 | . | . | 29 | 15 | 131 | 108 | 182 | 142 | 5 | 5 | 11 | 11 | 542 | 446 |  |  |     |   |   |   |

1) Ab 1960 einschl. Saarland.

# Erzeugung

Maßeinheit: 1000t

|  | Jahr<br>Monat | Montanunion-Länder |         |            |         |           |             |             | Vergleichszahlen |        |
|--|---------------|--------------------|---------|------------|---------|-----------|-------------|-------------|------------------|--------|
|  |               | Bundesrepublik     | Belgien | Frankreich | Italien | Luxemburg | Niederlande | MONTANUNION | Großbritannien   | USA    |
| Roheisen<br>insgesamt                            | 1960          | 25 739             | 6 520   | 14 005     | 2 715   | 3 713     | 1 347       | 54 039      | 16 016           | 61 072 |
|  | 1962          | 24 251             | 6 773   | 13 952     | 3 584   | 3 585     | 1 571       | 53 716      | 13 912           | 60 138 |
|  | 1963          | 22 209             | 6 958   | 14 297     | 3 770   | 3 563     | 1 708       | 53 206      | 14 826           | 65 658 |
|  | 1964          | 27 182             | 8 122   | 15 840     | 3 513   | 4 178     | 1 948       | 60 783      | 17 551           | 78 210 |
|  | 1965          |                    |         |            |         |           |             |             |                  |        |
|  | 1964 MD       | 2 265              | 677     | 1 320      | 293     | 348       | 162         | 5 066       | 1 463            | 6 518  |
|  | Jan. 65       | 2 341              | 693     | 1 385      | 377     | 356       | 198         | 5 349       | 1 436            | 7 317  |
|  | Febr. "       | 2 201              | 662     | 1 263      | 383     | 339       | 174         | 5 022       | 1 459            | 6 675  |
|  | Märs "        | 2 428              | 722     | 1 418      | 401     | 353       | 210         | 5 531       | a) 1 747         | 7 498  |
|  | April "       | 2 211              | 696     | 1 334      | 411     | 350       | 203         | 5 205       | 1 387            | 7 255  |
|  | Mai "         | 2 316              | 708     | 1 386      | 441     | 357       | 198         | 5 406       | a) 1 362         | 7 478  |
|  | Juni "        | 2 234              | 687     | 1 364      | 457     | 338       | 199         | 5 280       | a) 1 707         | 7 168  |
|  | Juli "        | 2 353              | 627     | 1 208      | 470     | 360       | 196         | 5 213       | 1 246            | 7 114  |
|  | Aug. "        | 2 299              | 698     | 1 016      | 477     | 322       | 209         | 5 021       | 1 271            | 6 998  |
|  | Sept. "       | 2 197              | 735     | 1 343      | 499     | 345       | 203         | 5 322       | a) 1 718         | 6 116  |
|  | Okt. "        | 2 230              | 761     | 1 373      | 552     | 349       | 188         | 5 453       | 1 389            | 5 787  |
|  | Nov. "        | 2 142              | 709     | 1 315      | 510     | 334       | 187         | 5 197       | 1 396            | 5 396  |
|  | Des. "        |                    |         |            |         |           |             |             |                  |        |
| Roheisen für die<br>Stahlerzeugung               | 1960          | 23 492             | 6 358   | 12 604     | 2 466   | 3 713     | 1 109       | 49 742      | 13 856           | 55 942 |
|  | 1962          | 22 067             | 6 618   | 12 429     | 3 356   | 3 585     | 1 258       | 49 313      | 12 181           | 55 909 |
|  | 1963          | 20 785             | 6 803   | 12 842     | 3 520   | 3 563     | 1 501       | 49 015      | 13 245           | 61 434 |
|  | 1964          | 24 899             | 7 931   | 14 319     | 3 239   | 4 178     | 1 743       | 56 309      | 15 783           | 73 595 |
|  | 1965          |                    |         |            |         |           |             |             |                  |        |
|  | 1964 MD       | 2 075              | 661     | 1 193      | 270     | 348       | 145         | 4 692       | 1 315            | 6 133  |
|  | Jan. 65       | 2 142              | 676     | 1 244      | 354     | 356       | 175         | 4 947       | 1 293            |        |
|  | Febr. "       | 2 010              | 647     | 1 133      | 365     | 339       | 158         | 4 652       | 1 320            |        |
|  | Märs "        | 2 236              | 707     | 1 284      | 381     | 353       | 187         | 5 146       | a) 1 568         |        |
|  | April "       | 2 018              | 681     | 1 186      | 390     | 350       | 182         | 4 808       | 1 251            |        |
|  | Mai "         | 2 128              | 691     | 1 234      | 412     | 357       | 179         | 5 000       | 1 239            |        |
|  | Juni "        | 2 015              | 662     | 1 227      | 422     | 338       | 176         | 4 840       | a) 1 560         |        |
|  | Juli "        | 2 136              | 606     | 1 089      | 435     | 360       | 168         | 4 794       | 1 114            |        |
|  | Aug. "        | 2 109              | 646     | 942        | 439     | 322       | 188         | 4 645       | 1 147            |        |
|  | Sept. "       | 2 020              | 665     | 1 222      | 470     | 345       | 182         | 4 904       | a) 1 566         |        |
|  | Okt. "        | 2 049              | 743     | 1 254      | 524     | 349       | 168         | 5 087       | 1 256            |        |
|  | Nov. "        | 1 971              | 693     |            | 479     | 334       | 166         |             | 1 279            |        |
|  | Des. "        |                    |         |            |         |           |             |             |                  |        |
| Roheisen für die<br>Gußerzeugung                 | 1960          | 1 655              | 96      | 757        | 217     | -         | 238         | 2 963       | 1 951            | 4 107  |
|  | 1962          | 1 633              | 95      | 820        | 200     | -         | 313         | 3 061       | 1 533            | 3 409  |
|  | 1963          | 1 577              | 75      | 891        | 219     | -         | 207         | 2 970       | 1 454            | 3 545  |
|  | 1964          | 1 755              | 91      | 902        | 257     | -         | 205         | 3 210       | 1 599            | 3 713  |
|  | 1965          |                    |         |            |         |           |             |             |                  |        |
|  | 1964 MD       | 146                | 8       | 75         | 21      | -         | 17          | 268         | 133              | 309    |
|  | Jan. 65       | 157                | 4       | 79         | 22      | -         | 24          | 286         | 128              |        |
|  | Febr. "       | 152                | 9       | 90         | 17      | -         | 17          | 282         | 123              |        |
|  | Märs "        | 155                | 9       | 81         | 20      | -         | 24          | 290         | a) 161           |        |
|  | April "       | 143                | 8       | 86         | 20      | -         | 22          | 279         | 116              |        |
|  | Mai "         | 133                | 4       | 95         | 29      | -         | 19          | 279         | 113              |        |
|  | Juni "        | 170                | 8       | 76         | 34      | -         | 23          | 312         | a) 135           |        |
|  | Juli "        | 171                | 9       | 75         | 34      | -         | 28          | 316         | 116              |        |
|  | Aug. "        | 149                | 9       | 36         | 35      | -         | 21          | 250         | 105              |        |
|  | Sept. "       | 114                | 9       | 75         | 28      | -         | 21          | 247         | a) 130           |        |
|  | Okt. "        | 128                | 7       | 81         | 27      | -         | 20          | 263         | 118              |        |
|  | Nov. "        | 137                | 7       |            | 31      | -         | 21          |             | 103              |        |
|  | Des. "        |                    |         |            |         |           |             |             |                  |        |
| Spiegelroheisen<br>und Hochofen-<br>Ferro-Mangan | 1960          | 278                | 67      | 386        | 32      | -         | -           | 763         | 209              | 552    |
|  | 1962          | 275                | 57      | 413        | 28      | -         | -           | 773         | 198              | 516    |
|  | 1963          | 290                | 72      | 368        | 29      | -         | -           | 760         | 126              | 424    |
|  | 1964          | 287                | 94      | 412        | 16      | -         | -           | 809         | 171              | 555    |
|  | 1965          |                    |         |            |         |           |             |             |                  |        |
|  | 1964 MD       | 24                 | 8       | 34         | 1       | -         | -           | 67          | 14               | 46     |
|  | Jan. 65       | 20                 | 9       | 32         | 0       | -         | -           | 62          | 16               | 48     |
|  | Febr. "       | 13                 | 7       | 31         | -       | -         | -           | 50          | 16               | 42     |
|  | Märs "        | 20                 | 6       | 43         | 0       | -         | -           | 69          | a) 18            | 56     |
|  | April "       | 25                 | 6       | 44         | 1       | -         | -           | 75          | 20               | 42     |
|  | Mai "         | 32                 | 10      | 37         | 1       | -         | -           | 80          | 10               | 44     |
|  | Juni "        | 24                 | 8       | 45         | 2       | -         | -           | 78          | a) 12            | 48     |
|  | Juli "        | 25                 | 7       | 30         | 1       | -         | -           | 64          | 16               | 56     |
|  | Aug. "        | 24                 | 6       | 33         | 3       | -         | -           | 64          | 19               | 48     |
|  | Sept. "       | 25                 | 5       | 32         | 1       | -         | -           | 63          | a) 22            | 46     |
|  | Okt. "        | 30                 | 6       | 28         | 1       | -         | -           | 65          | 15               | 63     |
|  | Nov. "        | 17                 | 5       |            | 0       | -         | -           |             | 14               | 61     |
|  | Des. "        |                    |         |            |         |           |             |             |                  |        |
| Sonstiges Roheisen                               | 1960          | 313                | -       | 258        | -       | -         | -           | 571         | -                | 472    |
|  | 1962          | 275                | 4       | 290        | 1       | -         | -           | 570         | -                | 305    |
|  | 1963          | 257                | 8       | 196        | 1       | -         | -           | 462         | -                | 255    |
|  | 1964          | 241                | 5       | 206        | 1       | -         | -           | 454         | -                | 347    |
|  | 1965          |                    |         |            |         |           |             |             |                  |        |
|  | 1964 MD       | 20                 | -       | 17         | 0       | -         | -           | 38          | -                | 29     |
|  | Jan. 65       | 22                 | 2       | 29         | 0       | -         | -           | 54          | -                |        |
|  | Febr. "       | 26                 | 0       | 10         | 0       | -         | -           | 36          | -                |        |
|  | Märs "        | 16                 | 0       | 10         | 0       | -         | -           | 27          | -                |        |
|  | April "       | 24                 | 1       | 18         | 0       | -         | -           | 44          | -                |        |
|  | Mai "         | 24                 | 2       | 21         | 0       | -         | -           | 47          | -                |        |
|  | Juni "        | 26                 | 10      | 15         | 0       | -         | -           | 50          | -                |        |
|  | Juli "        | 21                 | 5       | 13         | 0       | -         | -           | 39          | -                |        |
|  | Aug. "        | 19                 | 37      | 6          | 0       | -         | -           | 62          | -                |        |
|  | Sept. "       | 39                 | 55      | 14         | 0       | -         | -           | 108         | -                |        |
|  | Okt. "        | 24                 | 5       | 10         | 0       | -         | -           | 39          | -                |        |
|  | Nov. "        | 17                 | 4       |            | 0       | -         | -           |             | -                |        |
|  | Des. "        |                    |         |            |         |           |             |             | -                |        |

a) 5 Wochen, sonst 4 Wochen.

## Erzeugung

Maßeinheit: 1000t

|                              | Jahr<br>Monat | Montanunion-Länder |         |            |         |           |             |             | Vergleichszahlen |         |
|------------------------------|---------------|--------------------|---------|------------|---------|-----------|-------------|-------------|------------------|---------|
|                              |               | Bundesrepublik     | Belgien | Frankreich | Italien | Luxemburg | Niederlande | MONTANUNION | Großbritannien   | USA     |
| Stahlrohblöcke               | 1960          | 33 428             | 7 081   | 16 974     | 8 283   | 4 079     | 1 930       | 71 776      | 24 101           | 89 870  |
|                              | 1962          | 31 893             | 7 228   | 16 870     | 9 560   | 4 005     | 2 077       | 71 632      | 20 320           | 89 037  |
|                              | 1963          | 31 022             | 7 423   | 17 211     | 9 960   | 4 028     | 2 336       | 71 980      | 22 385           | 98 959  |
|                              | 1964          | 36 702             | 8 627   | 19 414     | 9 626   | 4 553     | 2 643       | 81 566      | 26 068           | 115 078 |
|                              | 1965          |                    |         |            |         |           |             |             |                  |         |
|                              | 1964 MD       | 3 058              | 719     | 1 618      | 802     | 380       | 220         | 6 797       | 2 172            | 9 590   |
|                              | Jan. 65       | 3 096              | 727     | 1 662      | 934     | 382       | 263         | 7 064       | 2 154            | 10 715  |
|                              | Febr. "       | 2 977              | 717     | 1 572      | 922     | 379       | 231         | 6 798       | 2 230            | 9 840   |
|                              | März "        | 3 334              | 784     | 1 747      | 1 032   | 387       | 277         | 7 560       | a) 2 690         | 11 179  |
|                              | April "       | 2 981              | 756     | 1 638      | 1 039   | 392       | 265         | 7 071       | 2 172            | 10 836  |
|                              | Mai "         | 3 105              | 750     | 1 650      | 1 034   | 390       | 258         | 7 188       | 2 130            | 10 879  |
|                              | Juni "        | 2 924              | 751     | 1 675      | 1 041   | 376       | 254         | 7 021       | a) 2 626         | 10 498  |
|                              | Juli "        | 3 123              | 645     | 1 444      | 1 063   | 396       | 237         | 6 909       | 1 727            | 10 461  |
|                              | Aug. "        | 3 097              | 736     | 1 218      | 851     | 353       | 248         | 6 503       | 1 874            | 10 256  |
|                              | Sept. "       | 2 965              | 803     | 1 690      | 1 113   | 384       | 269         | 7 224       | a) 2 726         | 9 008   |
|                              | Okt. "        | 3 042              | 823     | 1 712      | 1 175   | 392       | 273         | 7 417       | 2 069            | 8 416   |
|                              | Nov. "        | 2 879              | 764     | 1 576      | 1 121   | 377       | 236         | 6 953       |                  | 7 987   |
|                              | Dez. "        |                    |         |            |         |           |             |             |                  |         |
| Flüssigstahl<br>für Stahlguß | 1960          | 672                | 100     | 325        | 179     | 5         | 20          | 1 301       | 594              | 197     |
|                              | 1962          | 670                | 119     | 364        | 198     | 5         | 18          | 1 374       | 500              | 164     |
|                              | 1963          | 576                | 102     | 344        | 196     | 4         | 18          | 1 239       | 496              | 161     |
|                              | 1964          | 637                | 98      | 368        | 167     | 6         | 15          | 1 291       | 583              | 203     |
|                              | 1965          |                    |         |            |         |           |             |             |                  |         |
|                              | 1964 MD       | 53                 | 8       | 30         | 14      | 0         | 1           | 108         | 486              | 17      |
|                              | Jan. 65       | 54                 | 8       | 31         | 13      | 0         | 1           | 108         | 47               | 18      |
|                              | Febr. "       | 55                 | 8       | 34         | 12      | 1         | 1           | 111         | 49               | 17      |
|                              | März "        | 62                 | 10      | 35         | 13      | 1         | 1           | 122         | a) 62            | 21      |
|                              | April "       | 55                 | 9       | 35         | 14      | 1         | 1           | 114         | 46               | 20      |
|                              | Mai "         | 55                 | 9       | 31         | 13      | 1         | 1           | 109         | 50               | 19      |
|                              | Juni "        | 53                 | 9       | 32         | 13      | 0         | 1           | 108         | a) 58            | 19      |
|                              | Juli "        | 55                 | 5       | 22         | 14      | 1         | 1           | 98          | 37               | 17      |
|                              | Aug. "        | 50                 | 8       | 18         | 8       | 1         | 2           | 87          | 37               | 17      |
|                              | Sept. "       | 55                 | 10      | 35         | 14      | 1         | 1           | 116         | a) 59            | 18      |
|                              | Okt. "        | 53                 | 6       | 35         | 14      | 0         | 1           | 109         | 49               | 17      |
|                              | Nov. "        | 51                 | 6       | 30         | 14      | 0         | 1           | 102         |                  | 16      |
|                              | Dez. "        |                    |         |            |         |           |             |             |                  |         |
| Rohstahl<br>insgesamt        | 1960          | 34 100             | 7 181   | 17 300     | 8 462   | 4 084     | 1 950       | 73 076      | 24 695           | 90 067  |
|                              | 1962          | 32 563             | 7 351   | 17 234     | 9 757   | 4 010     | 2 096       | 73 011      | 20 820           | 89 201  |
|                              | 1963          | 31 597             | 7 525   | 17 554     | 10 157  | 4 032     | 2 354       | 73 218      | 22 881           | 99 120  |
|                              | 1964          | 37 339             | 8 725   | 19 781     | 9 793   | 4 559     | 2 659       | 82 856      | 26 651           | 115 281 |
|                              | 1965          |                    |         |            |         |           |             |             |                  |         |
|                              | 1964 MD       | 3 112              | 727     | 1 648      | 816     | 380       | 222         | 6 905       | 2 221            | 9 607   |
|                              | Jan. 65       | 3 150              | 735     | 1 694      | 947     | 383       | 264         | 7 172       | 2 201            | 10 732  |
|                              | Febr. "       | 3 033              | 726     | 1 605      | 934     | 379       | 232         | 6 909       | 2 279            | 9 857   |
|                              | März "        | 3 395              | 793     | 1 782      | 1 045   | 388       | 278         | 7 682       | a) 2 752         | 11 201  |
|                              | April "       | 3 036              | 766     | 1 671      | 1 053   | 392       | 267         | 7 185       | 2 218            | 10 856  |
|                              | Mai "         | 3 159              | 759     | 1 681      | 1 047   | 391       | 260         | 7 297       | 2 180            | 10 898  |
|                              | Juni "        | 2 977              | 760     | 1 706      | 1 054   | 377       | 256         | 7 130       | a) 2 684         | 10 517  |
|                              | Juli "        | 3 178              | 650     | 1 466      | 1 077   | 397       | 238         | 7 036       | 1 764            | 10 479  |
|                              | Aug. "        | 3 147              | 744     | 1 256      | 859     | 353       | 249         | 6 589       | 1 911            | 10 273  |
|                              | Sept. "       | 3 021              | 813     | 1 725      | 1 127   | 385       | 270         | 7 341       | a) 2 785         | 9 026   |
|                              | Okt. "        | 3 095              | 829     | 1 747      | 1 189   | 392       | 274         | 7 526       | 2 118            | 8 433   |
|                              | Nov. "        | 2 930              | 770     | 1 606      | 1 135   | 377       | 237         | 7 055       | 2 196            | 8 003   |
|                              | Dez. "        |                    |         |            |         |           |             |             |                  |         |
| Thomasstahl                  | 1960          | 14 906             | 6 105   | 10 458     | 449     | 4 002     | -           | 35 920      | 1 708            | -       |
|                              | 1962          | 13 211             | 6 370   | 10 026     | 637     | 3 881     | -           | 34 125      | 1 609            | -       |
|                              | 1963          | 12 440             | 6 574   | 9 833      | 655     | 3 845     | -           | 33 348      | 1 562            | -       |
|                              | 1964          | 12 239             | 7 206   | 10 603     | 449     | 4 219     | -           | 34 717      | 1 464            | -       |
|                              | 1965          |                    |         |            |         |           |             |             |                  |         |
|                              | 1964 MD       | 1 020              | 600     | 884        | 37      | 352       | -           | 2 893       | 122              | -       |
|                              | Jan. 65       | 930                | 589     | 873        | -       | 344       | -           | 2 736       | 59               | -       |
|                              | Febr. "       | 888                | 568     | 830        | -       | 339       | -           | 2 625       | 60               | -       |
|                              | März "        | 1 013              | 620     | 940        | -       | 342       | -           | 2 914       | a) 74            | -       |
|                              | April "       | 895                | 593     | 874        | -       | 349       | -           | 2 710       | 62               | -       |
|                              | Mai "         | 931                | 590     | 890        | -       | 348       | -           | 2 759       | 58               | -       |
|                              | Juni "        | 891                | 581     | 892        | -       | 339       | -           | 2 705       | a) 64            | -       |
|                              | Juli "        | 936                | 512     | 828        | -       | 349       | -           | 2 625       | 40               | -       |
|                              | Aug. "        | 908                | 543     | 640        | -       | 305       | -           | 2 397       | 31               | -       |
|                              | Sept. "       | 879                | 573     | 905        | -       | 335       | -           | 2 692       | a) 38            | -       |
|                              | Okt. "        | 896                | 592     | 921        | -       | 341       | -           | 2 750       | 25               | -       |
|                              | Nov. "        | 854                | 855     | -          | -       | 322       | -           | -           | 28               | -       |
|                              | Dez. "        |                    |         |            |         |           |             |             |                  |         |
| Siemens-Martin-<br>Stahl     | 1960          | 16 087             | 614     | 5 131      | 4 601   | -         | 1 105       | 27 538      | 20 863           | 78 351  |
|                              | 1962          | 15 048             | 507     | 4 925      | 5 160   | -         | 805         | 26 446      | 16 989           | 75 258  |
|                              | 1963          | 14 017             | 496     | 4 772      | 5 266   | -         | 697         | 25 249      | 17 384           | 80 589  |
|                              | 1964          | 16 836             | 446     | 5 183      | 4 886   | -         | 587         | 27 939      | 18 786           | 88 993  |
|                              | 1965          |                    |         |            |         |           |             |             |                  |         |
|                              | 1964 MD       | 1 403              | 37      | 432        | 407     | -         | 49          | 2 328       | 1 566            | 7 416   |
|                              | Jan. 65       | 1 386              | 37      | 436        | 451     | -         | 54          | 2 364       | 1 427            | 7 962   |
|                              | Febr. "       | 1 336              | 35      | 398        | 415     | -         | 45          | 2 229       | 1 487            | 7 252   |
|                              | März "        | 1 490              | 40      | 440        | 461     | -         | 60          | 2 490       | a) 1 814         | 8 229   |
|                              | April "       | 1 324              | 40      | 425        | 450     | -         | 58          | 2 297       | 1 445            | 7 948   |
|                              | Mai "         | 1 405              | 37      | 416        | 448     | -         | 65          | 2 371       | 1 413            | 7 985   |
|                              | Juni "        | 1 268              | 37      | 431        | 405     | -         | 67          | 2 207       | a) 1 702         | 7 714   |
|                              | Juli "        | 1 316              | 21      | 338        | 408     | -         | 73          | 2 155       | 1 117            | 7 592   |
|                              | Aug. "        | 1 344              | 26      | 313        | 345     | -         | 61          | 2 089       | 1 220            | 7 417   |
|                              | Sept. "       | 1 272              | 30      | 420        | 431     | -         | 63          | 2 216       | a) 1 751         | 6 343   |
|                              | Okt. "        | 1 301              | 31      | 420        | 456     | -         | 64          | 2 272       | 1 313            | 5 706   |
|                              | Nov. "        | 1 243              | 26      |            | 468     | -         | 56          |             | 1 367            | 5 395   |
|                              | Dez. "        |                    |         |            |         |           |             |             |                  |         |

a) 5 Wochen, sonst 4 Wochen.

# Erzeugung

9

Maßeinheit: 1000t

|  | Jahr<br>Monat | Montanunion-Länder |         |            |         |                         |                         |             | Vergleichszahlen |        |
|--|---------------|--------------------|---------|------------|---------|-------------------------|-------------------------|-------------|------------------|--------|
|  |               | Bundesrepublik     | Belgien | Frankreich | Italien | Luxemburg               | Niederlande             | MONTANUNION | Großbritannien   | USA    |
| Elektro-Stahl 1)                         | 1960          | 2 174              | 438     | 1 506      | 3 412   | 81                      | 210                     | 7 821       | 1 713            | 7 601  |
|  | 1962          | 2 567              | 441     | 1 523      | 3 960   | 64                      | 214                     | 8 769       | 1 504            | 8 176  |
|  | 1963          | 2 647              | 291     | 1 515      | 4 235   | 66                      | 221                     | 8 974       | 2 110            | 9 907  |
|  | 1964          | 2 998              | 414     | 1 673      | 4 227   | 69                      | 229                     | 9 610       | 2 986            | 11 502 |
|  | 1965          |                    |         |            |         |                         |                         |             |                  |        |
|  | 1964 MD       | 250                | 34      | 139        | 352     | 6                       | 19                      | 801         | 249              | 959    |
|  | Jan. 65       | 258                | 38      | 146        | 353     | 4                       | 19                      | 817         | 262              | 1 055  |
|  | Febr. "       | 256                | 37      | 151        | 350     | 6                       | 19                      | 818         | 274              | 1 008  |
|  | März "        | 291                | 37      | 169        | 403     | 7                       | 23                      | 930         | a) 342           | 1 170  |
|  | April "       | 252                | 36      | 162        | 392     | 5                       | 17                      | 864         | 275              | 1 124  |
|  | Mai "         | 279                | 36      | 150        | 398     | 5                       | 13                      | 880         | 282              | 1 101  |
|  | Juni "        | 255                | 35      | 155        | 405     | 4                       | 15                      | 870         | a) 334           | 1 104  |
|  | Juli "        | 274                | 21      | 131        | 485     | 4                       | 14                      | 868         | 218              | 1 023  |
|  | Aug. "        | 262                | 36      | 79         | 296     | 5                       | 9                       | 686         | 236              | 984    |
|  | Sept. "       | 266                | 37      | 167        | 416     | 4                       | 18                      | 908         | a) 361           | 928    |
|  | Okt. "        | 267                | 33      | 163        | 431     | 4                       | 18                      | 916         | 302              | 912    |
|  | Nov. "        | 244                | 28      |            | 426     | 6                       | 15                      |             | 292              | 918    |
|  | Dez. "        |                    |         |            |         |                         |                         |             |                  |        |
| LD-, Bessemer-<br>und sonstiger<br>Stahl | 1960          | 934                | 24      | 204        | 0       | -                       | 637                     | 1 797       | 412              | 4 115  |
|  | 1962          | 1 736              | 34      | 759        | 0       | 65                      | 1 076                   | 3 670       | 718              | 5 767  |
|  | 1963          | 2 494              | 164     | 1 433      | 1       | 120                     | 1 434                   | 5 648       | 1 826            | 8 624  |
|  | 1964          | 5 264              | 658     | 2 322      | 232     | 271                     | 1 841                   | 10 591      | 3 415            | 14 787 |
|  | 1965          |                    |         |            |         |                         |                         |             |                  |        |
|  | 1964 MD       | 439                | 55      | 193        | 19      | 23                      | 153                     | 883         | 285              | 1 232  |
|  | Jan. 65       | 576                | 71      | 240        | 143     | 34                      | 191                     | 1 257       | 453              | 1 716  |
|  | Febr. "       | 553                | 87      | 226        | 169     | 34                      | 169                     | 1 235       | a) 458           | 1 598  |
|  | März "        | 601                | 97      | 233        | 181     | 39                      | 196                     | 1 348       | a) 522           | 1 802  |
|  | April "       | 565                | 96      | 210        | 211     | 39                      | 191                     | 1 313       | 436              | 1 783  |
|  | Mai "         | 545                | 95      | 226        | 202     | 38                      | 182                     | 1 287       | 427              | 1 811  |
|  | Juni "        | 564                | 107     | 228        | 244     | 34                      | 174                     | 1 350       | a) 584           | 1 699  |
|  | Juli "        | 651                | 97      | 170        | 246     | 44                      | 151                     | 1 358       | 389              | 1 863  |
|  | Aug. "        | 634                | 140     | 204        | 219     | 43                      | 179                     | 1 418       | 424              | 1 872  |
|  | Sept. "       | 603                | 173     | 233        | 280     | 46                      | 189                     | 1 524       | a) 635           | 1 754  |
|  | Okt. "        | 631                | 173     | 243        | 302     | 47                      | 192                     | 1 588       | 478              | 1 815  |
|  | Nov. "        | 589                | 161     |            | 241     | 49                      | 166                     |             | 509              | 1 690  |
|  | Dez. "        |                    |         |            |         |                         |                         |             |                  |        |
| Edelstahl<br>insgesamt 2) 3)             | 1960          | 2968,5             | 199,4   | 1470,2     | 1337,1  | In Belgien<br>enthalten | In Belgien<br>enthalten | 5975,2      | .                | .      |
|  | 1962          | 2526,9             | 201,7   | 1485,0     | 1336,9  |                         |                         | 5550,5      | .                | .      |
|  | 1963          | 2481,1             | 194,3   | 1483,1     | 1191,9  |                         |                         | 5350,4      | .                | .      |
|  | 1964          | 3047,1             | 251,8   | 1600,8     | 1069,9  |                         |                         | 5969,6      |                  |        |
|  | 1965          |                    |         |            |         |                         |                         |             |                  |        |
|  | 1964 MD       | 253,9              | 21,0    | 133,4      | 89,2    |                         |                         | 497,5       |                  |        |
|  | Jan. 65       | 280,8              | 20,1    | 142,0      | 91,3    |                         |                         | 534,2       |                  |        |
|  | Febr. "       | 265,1              | 20,9    | 150,5      | 95,5    |                         |                         | 532,0       |                  |        |
|  | März "        | 298,3              | 21,7    | 161,0      | 113,2   |                         |                         | 594,2       |                  |        |
|  | April "       | 254,6              | 23,9    | 164,9      | 110,3   |                         |                         | 553,7       |                  |        |
|  | Mai "         | 276,0              | 21,2    | 142,6      | 121,2   |                         |                         | 561,0       |                  |        |
|  | Juni "        | 255,7              | 17,2    | 162,5      | 115,8   |                         |                         | 551,1       |                  |        |
|  | Juli "        | 267,4              | 12,1    | 128,4      | 123,5   |                         |                         | 531,4       |                  |        |
|  | Aug. "        | 260,1              | 8,8     | 80,3       | 72,2    |                         |                         | 421,4       |                  |        |
|  | Sept. "       | 235,1              | 19,4    | 168,4      | 117,1   |                         |                         | 540,0       |                  |        |
|  | Okt. "        | 248,1              |         |            |         |                         |                         |             |                  |        |
|  | Nov. "        | 235,4              |         |            |         |                         |                         |             |                  |        |
|  | Dez. "        |                    |         |            |         |                         |                         |             |                  |        |
| Unlegierte<br>Rohblöcke                  | 1960          | 796,5              | 94,5    | 597,3      | 558,1   | In Belgien<br>enthalten | In Belgien<br>enthalten | 2046,3      | .                | .      |
|  | 1962          | 646,1              | 94,8    | 567,7      | 585,7   |                         |                         | 1894,3      | .                | .      |
|  | 1963          | 608,9              | 98,9    | 543,1      | 539,4   |                         |                         | 1790,3      | .                | .      |
|  | 1964          | 697,2              | 121,6   | 595,4      | 455,1   |                         |                         | 1869,3      | .                | .      |
|  | 1965          |                    |         |            |         |                         |                         |             |                  |        |
|  | 1964 MD       | 58,1               | 10,1    | 49,6       | 37,9    |                         |                         | 155,8       |                  |        |
|  | Jan. 65       | 66,4               | 10,1    | 51,9       | 37,2    |                         |                         | 165,6       |                  |        |
|  | Febr. "       | 60,6               | 9,2     | 55,8       | 34,3    |                         |                         | 159,9       |                  |        |
|  | März "        | 72,2               | 9,3     | 55,8       | 49,8    |                         |                         | 187,1       |                  |        |
|  | April "       | 59,8               | 10,6    | 60,9       | 45,5    |                         |                         | 176,8       |                  |        |
|  | Mai "         | 68,7               | 8,5     | 49,5       | 56,9    |                         |                         | 183,7       |                  |        |
|  | Juni "        | 63,9               | 8,4     | 58,4       | 52,2    |                         |                         | 182,9       |                  |        |
|  | Juli "        | 59,6               | 5,7     | 45,9       | 53,6    |                         |                         | 164,8       |                  |        |
|  | Aug. "        | 62,1               | 3,6     | 27,8       | 30,3    |                         |                         | 123,7       |                  |        |
|  | Sept. "       | 56,0               | 10,3    | 65,6       | 49,7    |                         |                         | 181,6       |                  |        |
|  | Okt. "        | 65,8               |         |            |         |                         |                         |             |                  |        |
|  | Nov. "        | 52,2               |         |            |         |                         |                         |             |                  |        |
|  | Dez. "        |                    |         |            |         |                         |                         |             |                  |        |
| Legierte<br>Rohblöcke                    | 1960          | 2069,6             | 99,4    | 848,1      | 755,1   | In Belgien<br>enthalten | In Belgien<br>enthalten | 3772,2      | .                | .      |
|  | 1962          | 1773,8             | 101,6   | 889,1      | 729,0   |                         |                         | 3493,6      | .                | .      |
|  | 1963          | 1767,6             | 91,5    | 913,4      | 635,5   |                         |                         | 3408,0      | .                | .      |
|  | 1964          | 2225,8             | 126,9   | 977,6      | 598,9   |                         |                         | 3929,1      | .                | .      |
|  | 1965          |                    |         |            |         |                         |                         |             |                  |        |
|  | 1964 MD       | 185,5              | 10,6    | 81,5       | 49,9    |                         |                         | 327,4       |                  |        |
|  | Jan. 65       | 203,7              | 9,7     | 88,1       | 52,9    |                         |                         | 354,3       |                  |        |
|  | Febr. "       | 193,3              | 11,5    | 92,5       | 59,6    |                         |                         | 356,9       |                  |        |
|  | März "        | 213,9              | 12,0    | 102,0      | 62,2    |                         |                         | 390,2       |                  |        |
|  | April "       | 184,3              | 13,0    | 101,0      | 63,2    |                         |                         | 361,5       |                  |        |
|  | Mai "         | 197,0              | 12,3    | 90,5       | 62,6    |                         |                         | 362,4       |                  |        |
|  | Juni "        | 181,7              | 8,5     | 101,3      | 62,0    |                         |                         | 353,5       |                  |        |
|  | Juli "        | 196,7              | 6,2     | 80,2       | 68,3    |                         |                         | 351,4       |                  |        |
|  | Aug. "        | 188,6              | 5,0     | 51,5       | 40,8    |                         |                         | 285,9       |                  |        |
|  | Sept. "       | 167,8              | 8,8     | 100,2      | 65,6    |                         |                         | 342,4       |                  |        |
|  | Okt. "        | 171,6              |         |            |         |                         |                         |             |                  |        |
|  | Nov. "        | 172,9              |         |            |         |                         |                         |             |                  |        |
|  | Dez. "        |                    |         |            |         |                         |                         |             |                  |        |

1) Bundesgebiet, Frankreich und USA einschl. Tiegelstahl. 2) Rohblöcke und Flüssigstahl für Stahlguß. 3) In Rohstahl enthalten.  
a) 5 Wochen, sonst 4 Wochen.

## Erzeugung

Maßeinheit: 1000t

|   | Jahr<br>Monat | Montanunion-Länder |         |            |         |           |             |             | Vergleichszahlen |        |
|---|---------------|--------------------|---------|------------|---------|-----------|-------------|-------------|------------------|--------|
|   |               | Bundesrepublik     | Belgien | Frankreich | Italien | Luxemburg | Niederlande | MONTANUNION | Großbritannien   | USA    |
| Walzstahl-<br>fertigerzeugnisse<br>insgesamt <sup>1)</sup>                  | 1960          | 22 363             | 4 875   | 12 878     | 6 239   | 3 013     | 1 424       | 50 791      | 17 375           | 68 211 |
|   | 1962          | 21 356             | 5 398   | 12 878     | 7 138   | 3 016     | 1 553       | 51 338      | 14 859           | 66 694 |
|   | 1963          | 20 759             | 5 699   | 13 030     | 7 704   | 3 031     | 1 752       | 51 973      | 16 312           | 72 706 |
|   | 1964          | 24 745             | 6 409   | 14 371     | 7 748   | 3 371     | 1 909       | 58 553      | 19 139           | 82 813 |
|   | 1965          |                    |         |            |         |           |             |             |                  |        |
|   | 1964 MD       | 2 062              | 534     | 1 198      | 646     | 281       | 159         | 4 879       | 1 594            | 6 901  |
|   | Jan. 65       | 2 102              | 561     | 1 266      | 682     | 284       | 170         | 5 066       | 1 598            |        |
|   | Febr. "       | 2 048              | 545     | 1 247      | 702     | 280       | 161         | 4 984       | 1 627            |        |
|   | März "        | 2 293              | 636     | 1 380      | 783     | 293       | 187         | 5 573       | a) 1 933         |        |
|   | April "       | 1 994              | 586     | 1 265      | 791     | 285       | 191         | 5 109       | 1 555            |        |
|   | Mai "         | 2 079              | 551     | 1 239      | 789     | 280       | 178         | 5 115       | 1 600            |        |
|   | Juni "        | 1 935              | 581     | 1 275      | 753     | 279       | 175         | 4 998       | a) 1 890         |        |
|   | Juli "        | 2 091              | 447     | 1 163      | 805     | 289       | 183         | 4 978       | 1 235            |        |
|   | Aug. "        | 2 076              | 477     | 714        | 552     | 250       | 154         | 4 221       | 1 279            |        |
|   | Sept. "       | 2 088              | 595     | 1 257      | 811     | 288       | 175         | 5 214       | a) 1 949         |        |
|   | Okt. "        | 2 042              | 594     | 1 313      | 784     | 293       | 175         | 5 201       | 1 606            |        |
|   | Nov. "        |                    |         |            |         |           |             |             |                  |        |
|   | Dez. "        | 1 978              |         |            |         | 277       |             |             |                  |        |
| Eisenbahnober-<br>baumaterial   | 1960          | 675                | 77      | 445        | 142     | 66        | -           | 1 405       | 586              | 802    |
|   | 1962          | 557                | 95      | 460        | 171     | 75        | -           | 1 358       | 353              | 615    |
|   | 1963          | 567                | 64      | 337        | 151     | 57        | -           | 1 175       | 305              | 637    |
|   | 1964          | 516                | 43      | 353        | 169     | 46        | -           | 1 127       | 393              | 810    |
|   | 1965          |                    |         |            |         |           |             |             |                  |        |
|   | 1964 MD       | 43                 | 4       | 29         | 14      | 4         | -           | 94          | 33               | 75     |
|   | Jan. 65       | 40                 | 1       | 28         | 16      | 2         | -           | 87          | 38               |        |
|   | Febr. "       | 40                 | 1       | 29         | 10      | 4         | -           | 84          | 39               |        |
|   | März "        | 41                 | 5       | 38         | 16      | 5         | -           | 105         | a) 50            |        |
|   | April "       | 38                 | 6       | 35         | 17      | 7         | -           | 104         | 35               |        |
|   | Mai "         | 37                 | 7       | 35         | 15      | 7         | -           | 101         | 37               |        |
|   | Juni "        | 39                 | 8       | 37         | 14      | 7         | -           | 106         | a) 45            |        |
|   | Juli "        | 43                 | 9       | 33         | 13      | 7         | -           | 105         | 22               |        |
|   | Aug. "        | 34                 | 8       | 19         | 14      | 5         | -           | 79          | 34               |        |
|   | Sept. "       | 35                 | 7       | 30         | 13      | 7         | -           | 92          | a) 46            |        |
|   | Okt. "        | 32                 | 9       | 27         | 19      | 4         | -           | 91          | 29               |        |
|   | Nov. "        | 33                 |         |            |         | 3         | -           |             |                  |        |
|   | Dez. "        |                    |         |            |         |           |             |             |                  |        |
| Schwere Profile<br>(Formstahl, Breit-<br>flanschträger,<br>Stahlspundwände) | 1960          | 1 926              | 184     | 855        | 440     | 605       | -           | 4 010       | 2 408            | 4 872  |
|   | 1962          | 2 082              | 270     | 898        | 597     | 649       | -           | 4 496       | 1 854            | 4 313  |
|   | 1963          | 1 918              | 317     | 848        | 634     | 626       | -           | 4 343       | 2 055            | 4 879  |
|   | 1964          | 2 187              | 431     | 1 030      | 644     | 719       | -           | 5 012       | 2 379            | 5 724  |
|   | 1965          |                    |         |            |         |           |             |             |                  |        |
|   | 1964 MD       | 182                | 36      | 86         | 54      | 60        | -           | 418         | 198              | 477    |
|   | Jan. 65       | 186                | 34      | 97         | 58      | 65        | -           | 441         | 204              |        |
|   | Febr. "       | 166                | 34      | 90         | 56      | 61        | -           | 408         | 215              |        |
|   | März "        | 198                | 36      | 101        | 62      | 61        | -           | 458         | a) 257           |        |
|   | April "       | 173                | 32      | 89         | 66      | 61        | -           | 421         | 213              |        |
|   | Mai "         | 205                | 31      | 96         | 66      | 54        | -           | 452         | 206              |        |
|   | Juni "        | 175                | 36      | 95         | 60      | 59        | -           | 424         | a) 235           |        |
|   | Juli "        | 199                | 30      | 86         | 68      | 64        | -           | 447         | b) 183           |        |
|   | Aug. "        | 229                | 28      | 77         | 43      | 52        | -           | 429         | 186              |        |
|   | Sept. "       | 186                | 34      | 93         | 61      | 64        | -           | 444         | a) 299           |        |
|   | Okt. "        | 197                | 35      | 101        | 61      | 62        | -           | 456         | 258              |        |
|   | Nov. "        | 197                |         |            |         |           |             |             |                  |        |
|   | Dez. "        |                    |         |            |         |           |             |             |                  |        |
| Leichte Profile,<br>Stabstahl   | 1960          | 6 058              | 1 781   | 3 460      | 2 081   | 1 107     | 46          | 14 533      | 3 583            | 10 114 |
|   | 1962          | 5 357              | 2 075   | 3 408      | 2 466   | 1 001     | 27          | 14 334      | 2 907            | 10 106 |
|   | 1963          | 5 122              | 2 048   | 3 315      | 2 848   | 1 031     | 46          | 14 409      | 2 958            | 11 034 |
|   | 1964          | 5 937              | 2 089   | 3 519      | 2 659   | 1 121     | 68          | 15 395      | 3 590            | 12 833 |
|   | 1965          |                    |         |            |         |           |             |             |                  |        |
|   | 1964 MD       | 495                | 174     | 293        | 222     | 94        | 6           | 1 283       | 299              | 1 069  |
|   | Jan. 65       | 535                | 188     | 326        | 203     | 94        | 6           | 1 351       | 315              |        |
|   | Febr. "       | 502                | 185     | 316        | 225     | 97        | 14          | 1 338       | 311              |        |
|   | März "        | 563                | 210     | 354        | 262     | 108       | 6           | 1 504       | a) 377           |        |
|   | April "       | 476                | 191     | 314        | 257     | 95        | 15          | 1 347       | 315              |        |
|   | Mai "         | 487                | 182     | 297        | 253     | 91        | 13          | 1 324       | 312              |        |
|   | Juni "        | 449                | 187     | 314        | 255     | 97        | 7           | 1 309       | a) 352           |        |
|   | Juli "        | 478                | 148     | 280        | 264     | 98        | 12          | 1 279       | 229              |        |
|   | Aug. "        | 439                | 125     | 190        | 190     | 86        | 9           | 1 038       | 250              |        |
|   | Sept. "       | 483                | 190     | 328        | 261     | 99        | 7           | 1 368       | a) 371           |        |
|   | Okt. "        | 437                | 182     | 345        | 246     | 99        | 7           | 1 316       | 281              |        |
|   | Nov. "        | 431                |         |            |         | 88        |             |             |                  |        |
|   | Dez. "        |                    |         |            |         |           |             |             |                  |        |
| Walzdraht   | 1960          | 2 172              | 643     | 1 549      | 627     | 245       | 145         | 5 381       | 1 543            | 3 869  |
|   | 1962          | 2 013              | 639     | 1 555      | 603     | 235       | 127         | 5 172       | 1 410            | 4 024  |
|   | 1963          | 2 216              | 722     | 1 622      | 563     | 225       | 132         | 5 480       | 1 497            | 4 197  |
|   | 1964          | 2 767              | 866     | 1 818      | 553     | 223       | 152         | 6 379       | 1 715            | 4 419  |
|   | 1965          |                    |         |            |         |           |             |             |                  |        |
|   | 1964 MD       | 231                | 72      | 151        | 46      | 19        | 13          | 532         | 143              | 368    |
|   | Jan. 65       | 245                | 78      | 164        | 49      | 20        | 14          | 571         | 143              |        |
|   | Febr. "       | 248                | 73      | 161        | 56      | 21        | 7           | 565         | 148              |        |
|   | März "        | 268                | 89      | 184        | 57      | 20        | 19          | 636         | a) 176           |        |
|   | April "       | 234                | 77      | 160        | 56      | 20        | 9           | 557         | 140              |        |
|   | Mai "         | 240                | 74      | 155        | 52      | 27        | 14          | 563         | 154              |        |
|   | Juni "        | 212                | 77      | 169        | 52      | 16        | 19          | 544         | a) 184           |        |
|   | Juli "        | 250                | 51      | 163        | 61      | 22        | 10          | 557         | 109              |        |
|   | Aug. "        | 239                | 73      | 70         | 38      | 18        | 7           | 445         | 106              |        |
|   | Sept. "       | 249                | 84      | 174        | 68      | 20        | 19          | 614         | a) 170           |        |
|   | Okt. "        | 234                | 86      | 173        | 70      | 25        | 19          | 607         | 152              |        |
|   | Nov. "        | 223                |         |            |         | 24        |             |             |                  |        |
|   | Dez. "        |                    |         |            |         |           |             |             |                  |        |

1) Erzeugnisse im Sinne des Montan-Vertrages (bis Warmbreitband/Fertigerzeugnis einschl.)

a) 5 Woche, sonst 4 Wochen. b) Einschließlich Halbzeug für Rohren.

# Erzeugung

Maßeinheit: 1000 t

|  | Jahr<br>Monat | Montanunion-Länder |         |            |         |           |             | Vergleichszahlen |                |           |
|--|---------------|--------------------|---------|------------|---------|-----------|-------------|------------------|----------------|-----------|
|  |               | Bundesrepublik     | Belgien | Frankreich | Italien | Luxemburg | Niederlande | MONTANUNION      | Großbritannien | USA       |
| Halbzeug für<br>nahtlose Röhren<br>(Röhren-Rund-<br>und Vierkantstahl) | 1960          | 1 259              | 22      | 461        | 211     | -         | -           | 1 953            | 433            | 3 217     |
|  | 1962          | 1 127              | 3       | 412        | 289     | -         | -           | 1 831            | 349            | 3 225     |
|  | 1963          | 1 101              | 1       | 394        | 276     | -         | -           | 1 772            | 355            | 3 282     |
|  | 1964          | 1 302              | 14      | 447        | 232     | -         | -           | 1 994            | 478            | 3 610     |
|  | 1965          |                    |         |            |         |           |             |                  |                |           |
|  | 1964 MD       | 109                | 1       | 37         | 19      | -         | -           | 166              | 40             | 301       |
|  | Jan. 65       | 105                | 2       | 40         | 17      | -         | -           | 164              | 41             |           |
|  | Febr. "       | 111                | 2       | 37         | 18      | -         | -           | 169              | 45             |           |
|  | März "        | 121                | 3       | 41         | 17      | -         | -           | 181              | 54             |           |
|  | April "       | 114                | 1       | 44         | 18      | -         | -           | 177              | 41             |           |
|  | Mai "         | 115                | 2       | 37         | 21      | -         | -           | 175              | 42             |           |
|  | Juni "        | 118                | 1       | 39         | 20      | -         | -           | 178              | 47             |           |
|  | Juli "        | 119                | 1       | 25         | 16      | -         | -           | 161              |                |           |
|  | Aug. "        | 111                | 3       | 29         | 2       | -         | 2           | 146              |                |           |
|  | Sept. "       | 105                | 2       | 37         | 18      | -         | -           | 162              |                |           |
|  | Okt. "        | 105                | 2       | 39         | 17      | -         | -           | 163              |                |           |
|  | Nov. "        |                    |         |            |         |           |             |                  |                |           |
|  | Dez. "        | 112                |         |            |         |           |             |                  |                |           |
| Bandstahl und<br>Röhrenstreifen  | 1960          | 2 378              | 293     | 935        | 448     | 523       | 73          | 4 650            | 1 764          | 4 312     |
|  | 1962          | 2 123              | 314     | 998        | 470     | 593       | 64          | 4 562            | 1 485          | 4 108     |
|  | 1963          | 1 980              | 347     | 1 061      | 498     | 593       | 76          | 4 557            | 1 689          | 4 064     |
|  | 1964          | 2 406              | 376     | 1 092      | 537     | 749       | 84          | 5 245            | 1 878          | 4 686     |
|  | 1965          |                    |         |            |         |           |             |                  |                |           |
|  | 1964 MD       | 201                | 31      | 91         | 45      | 62        | 7           | 437              | 156            | 391       |
|  | Jan. 65       | 196                | 35      | 81         | 53      | 63        | 8           | 436              | 149            |           |
|  | Febr. "       | 191                | 27      | 98         | 52      | 59        | 6           | 434              | 150            |           |
|  | März "        | 208                | 37      | 92         | 58      | 53        | 8           | 457              | 192            |           |
|  | April "       | 180                | 32      | 101        | 57      | 58        | 7           | 435              | 131            |           |
|  | Mai "         | 193                | 34      | 81         | 73      | 57        | 8           | 445              | 148            |           |
|  | Juni "        | 178                | 28      | 101        | 57      | 58        | 9           | 431              | 169            |           |
|  | Juli "        | 195                | 23      | 67         | 63      | 50        | 6           | 404              | 117            |           |
|  | Aug. "        | 167                | 33      | 43         | 48      | 47        | 5           | 343              | 94             |           |
|  | Sept. "       | 181                | 35      | 97         | 61      | 58        | 9           | 441              | 201            |           |
|  | Okt. "        | 183                | 33      | 96         | 68      | 62        | 9           | 451              | 156            |           |
|  | Nov. "        | 192                |         |            |         | 62        |             |                  |                |           |
|  | Dez. "        |                    |         |            |         |           |             |                  |                |           |
| Breitflachstahl  | 1960          | 381                | 30      | 66         | 21      | 1         | -           | 499              | 2)             | 748       |
|  | 1962          | 359                | 43      | 78         | 25      | 3         | -           | 508              | .              | 661       |
|  | 1963          | 315                | 34      | 81         | 13      | 3         | -           | 446              | .              | 718       |
|  | 1964          | 381                | 32      | 79         | 11      | 3         | -           | 507              | .              | 806       |
|  | 1965          |                    |         |            |         |           |             |                  |                |           |
|  | 1964 MD       | 32                 | 3       | 7          | 1       | 0         | -           | 42               |                | 67        |
|  | Jan. 65       | 38                 | 4       | 8          | 2       | 0         | -           | 51               |                |           |
|  | Febr. "       | 34                 | 3       | 6          | 0       | 0         | -           | 44               |                |           |
|  | März "        | 39                 | 3       | 9          | 1       | 0         | -           | 52               |                |           |
|  | April "       | 33                 | 3       | 8          | 1       | 0         | -           | 45               |                |           |
|  | Mai "         | 34                 | 3       | 8          | 1       | 0         | -           | 46               |                |           |
|  | Juni "        | 32                 | 4       | 8          | 0       | 0         | -           | 44               |                |           |
|  | Juli "        | 37                 | 1       | 8          | 2       | 0         | -           | 48               |                |           |
|  | Aug. "        | 37                 | 3       | 4          | 0       | 0         | -           | 44               |                |           |
|  | Sept. "       | 34                 | 4       | 10         | 0       | 0         | -           | 48               |                |           |
|  | Okt. "        | 29                 | 4       | 10         | 1       | 0         | -           | 44               |                |           |
|  | Nov. "        | 31                 |         |            |         | 0         |             |                  |                |           |
|  | Dez. "        |                    |         |            |         |           |             |                  |                |           |
| Grob- und<br>Mittelbleche<br>(3 mm und stärker)                        | 1960          | 4 406              | 589     | 1 305      | 824     | 113       | 443         | 7 322            | 2 927          | 3) 6 010  |
|  | 1962          | 3 921              | 583     | 1 364      | 960     | 120       | 421         | 7 369            | 2 327          | 5 813     |
|  | 1963          | 3 510              | 540     | 1 379      | 898     | 151       | 405         | 6 884            | 2 594          | 6 705     |
|  | 1964          | 4 282              | 758     | 1 619      | 912     | 179       | 430         | 8 180            | 3 405          | 8 175     |
|  | 1965          |                    |         |            |         |           |             |                  |                |           |
|  | 1964 MD       | 357                | 63      | 135        | 76      | 14        | 36          | 682              | 284            | 682       |
|  | Jan. 65       | 355                | 74      | 136        | 92      | 14        | 42          | 714              | 278            |           |
|  | Febr. "       | 347                | 75      | 128        | 86      | 14        | 37          | 686              | 275            |           |
|  | März "        | 399                | 84      | 143        | 90      | 16        | 38          | 770              | 326            |           |
|  | April "       | 345                | 81      | 141        | 93      | 15        | 40          | 714              | 267            |           |
|  | Mai "         | 345                | 73      | 132        | 87      | 14        | 35          | 669              | 252            |           |
|  | Juni "        | 322                | 80      | 132        | 90      | 16        | 38          | 677              | 302            |           |
|  | Juli "        | 352                | 67      | 122        | 94      | 15        | 26          | 676              | 216            |           |
|  | Aug. "        | 365                | 85      | 82         | 68      | 16        | 36          | 648              | 224            |           |
|  | Sept. "       | 360                | 90      | 133        | 86      | 17        | 38          | 724              | 316            |           |
|  | Okt. "        | 359                | 102     | 135        | 100     | 17        | 38          | 751              | 257            |           |
|  | Nov. "        | 334                |         |            |         | 16        |             |                  |                |           |
|  | Dez. "        |                    |         |            |         |           |             |                  |                |           |
| Feinbleche<br>warm- und<br>kaltgewalzt<br>(unter 3 mm stark)           | 1960          | 3 229              | 1 198   | 3 708      | 1 323   | 289       | 608         | 10 355           | 4 128          | 4) 34 267 |
|  | 1962          | 3 392              | 1 295   | 3 573      | 1 456   | 288       | 853         | 10 857           | 4 173          | 33 829    |
|  | 1963          | 3 572              | 1 506   | 3 832      | 1 771   | 288       | 982         | 11 952           | 4 859          | 37 190    |
|  | 1964          | 4 315              | 1 672   | 4 256      | 1 957   | 281       | 1 026       | 13 507           | 5 301          | 41 750    |
|  | 1965          |                    |         |            |         |           |             |                  |                |           |
|  | 1964 MD       | 360                | 139     | 355        | 163     | 23        | 85          | 1 126            | 492            | 3 479     |
|  | Jan. 65       | 358                | 133     | 368        | 184     | 24        | 84          | 1 150            | 429            |           |
|  | Febr. "       | 360                | 135     | 359        | 186     | 21        | 85          | 1 146            | 445            |           |
|  | März "        | 399                | 151     | 387        | 202     | 25        | 100         | 1 264            | 501            |           |
|  | April "       | 352                | 141     | 356        | 212     | 24        | 86          | 1 172            | 411            |           |
|  | Mai "         | 363                | 129     | 343        | 200     | 24        | 92          | 1 150            | 449            |           |
|  | Juni "        | 354                | 129     | 364        | 190     | 23        | 85          | 1 145            | 557            |           |
|  | Juli "        | 350                | 108     | 340        | 207     | 26        | 86          | 1 118            | 360            |           |
|  | Aug. "        | 362                | 112     | 183        | 128     | 21        | 67          | 874              | 387            |           |
|  | Sept. "       | 351                | 134     | 326        | 211     | 21        | 85          | 1 128            | 547            |           |
|  | Okt. "        | 384                | 129     | 367        | 188     | 22        | 85          | 1 175            | 473            |           |
|  | Nov. "        | 371                |         |            |         | 19        |             |                  |                |           |
|  | Dez. "        |                    |         |            |         |           |             |                  |                |           |

1) Siehe Formstahl. 2) In Grobblechen enthalten. 3) Plates. 4) Sheets, einschl. Coils for cold reduced blackplate and tinplate.  
a) 5 Wochen, sonst 4 Wochen.

## Erzeugung

Maßeinheit: 1000 t

|  | Jahr<br>Monat | Montanunion-Länder |         |            |         |           |             |             | Vergleichszahlen |       |
|--|---------------|--------------------|---------|------------|---------|-----------|-------------|-------------|------------------|-------|
|  |               | Bundesrepublik     | Belgien | Frankreich | Italien | Luxemburg | Niederlande | MONTANUNION | Großbritannien   | USA   |
| <b>Warmbreitband<br/>(Fertigerzeugnis)</b> <sup>1)</sup>   | 1960          | 238                | 58      | 95         | 123     | 64        | 109         | 687         | .                | .     |
|  | 1962          | 425                | 79      | 132        | 104     | 52        | 63          | 855         | .                | .     |
|  | 1963          | 457                | 119     | 159        | 51      | 57        | 111         | 954         | .                | .     |
|  | 1964          | 652                | 126     | 160        | 73      | 49        | 149         | 1 209       | .                | .     |
|  | 1965          |                    |         |            |         |           |             |             |                  |       |
|  | 1964 MD       | 54                 | 10      | 13         | 6       | 4         | 12          | 101         |                  |       |
|  | Jan. 65       | 44                 | 13      | 18         | 8       | 2         | 16          | 101         |                  |       |
|  | Febr. "       | 49                 | 12      | 21         | 11      | 2         | 12          | 108         |                  |       |
|  | März "        | 58                 | 19      | 31         | 17      | 4         | 17          | 146         |                  |       |
|  | April "       | 49                 | 22      | 16         | 16      | 2         | 33          | 138         |                  |       |
|  | Mai "         | 60                 | 15      | 53         | 22      | 5         | 16          | 171         |                  |       |
|  | Juni "        | 56                 | 32      | 16         | 16      | 4         | 17          | 140         |                  |       |
|  | Juli "        | 66                 | 7       | 38         | 19      | 7         | 43          | 182         |                  |       |
|  | Aug. "        | 95                 | 7       | 18         | 20      | 5         | 28          | 173         |                  |       |
|  | Sept. "       | 104                | 15      | 23         | 32      | 3         | 17          | 194         |                  |       |
|  | Okt. "        | 82                 | 12      | 20         | 14      | 2         | 17          | 147         |                  |       |
|  | Nov. "        | 55                 |         |            |         | 2         |             |             |                  |       |
|  | Dez. "        |                    |         |            |         |           |             |             |                  |       |
| <b>Weiterverarbeitete<br/>Walzstahlfertigerzeugnisse,<br/><br/>Weißbleche,<br/>Weißband,<br/>Feinstband,<br/>Feinstblech</b> | 1960          | 430                | 133     | 626        | 174     | -         | 166         | 1 529       | 1 254            | 5 333 |
|  | 1962          | 481                | 218     | 611        | 166     | -         | 217         | 1 693       | 1 218            | 4 867 |
|  | 1963          | 520                | 229     | 611        | 220     | -         | 250         | 1 830       | 1 226            | 4 423 |
|  | 1964          | 579                | 227     | 643        | 193     | -         | 272         | 1 914       | 1 205            | 4 919 |
|  | 1965          |                    |         |            |         |           |             |             |                  |       |
|  | 1964 MD       | 48                 | 19      | 54         | 16      | -         | 23          | 160         | 101              | 410   |
|  | Jan. 65       | 46                 | 17      | 46         | 20      | -         | 22          | 150         | 106              |       |
|  | Febr. "       | 43                 | 16      | 45         | 19      | -         | 20          | 144         | 102              |       |
|  | März "        | 51                 | 19      | 51         | 21      | -         | 22          | 165         | a) 130           |       |
|  | April "       | 49                 | 17      | 50         | 21      | -         | 23          | 161         | 96               |       |
|  | Mai "         | 47                 | 16      | 57         | 28      | -         | 21          | 171         | 105              |       |
|  | Juni "        | 46                 | 17      | 58         | 21      | -         | 28          | 169         | a) 133           |       |
|  | Juli "        | 52                 | 18      | 53         | 21      | -         | 24          | 179         | 83               |       |
|  | Aug. "        | 48                 | 16      | 31         | 21      | -         | 15          | 131         | 69               |       |
|  | Sept. "       | 43                 | 7       | 38         | 19      | -         | 28          | 135         | a) 121           |       |
|  | Okt. "        | 46                 | 15      |            | 21      | -         | 28          |             | 97               |       |
|  | Nov. "        | 48                 |         |            |         |           |             |             |                  |       |
|  | Dez. "        |                    |         |            |         |           |             |             |                  |       |
| <b>Verzinkte,<br/>verbleite und<br/>sonstige Bleche</b>  | 1960          | 258                | 240     | 357        | 98      | 18        | -           | 971         | 269              | 2 985 |
|  | 1962          | 280                | 257     | 359        | 104     | 26        | -           | 1 026       | 233              | 3 424 |
|  | 1963          | 258                | 348     | 407        | 112     | 25        | -           | 1 150       | 265              | 3 872 |
|  | 1964          | 346                | 365     | 505        | 209     | 22        | -           | 1 447       | 316              | 4 353 |
|  | 1965          |                    |         |            |         |           |             |             |                  |       |
|  | 1964 MD       | 29                 | 30      | 42         | 18      | 2         | -           | 121         | 26               | 363   |
|  | Jan. 65       | 32                 | 31      | 34         | 18      | 2         | -           | 118         | 25               |       |
|  | Febr. "       | 31                 | 27      | 36         | 20      | 2         | -           | 116         | 25               |       |
|  | März "        | 35                 | 32      | 42         | 26      | 2         | -           | 137         | a) 31            |       |
|  | April "       | 31                 | 30      | 39         | 22      | 2         | -           | 124         | 23               |       |
|  | Mai "         | 33                 | 31      | 40         | 26      | 2         | -           | 133         | 26               |       |
|  | Juni "        | 32                 | 28      | 42         | 23      | 2         | -           | 127         | a) 30            |       |
|  | Juli "        | 36                 | 25      | 42         | 23      | 2         | -           | 129         | 21               |       |
|  | Aug. "        | 37                 | 27      | 16         | 22      | 2         | -           | 105         | 21               |       |
|  | Sept. "       | 37                 | 29      | 44         | 25      | 2         | -           | 137         | a) 25            |       |
|  | Okt. "        | 47                 | 32      |            | 24      | 2         | -           |             | 30               |       |
|  | Nov. "        | 46                 |         |            |         |           |             |             |                  |       |
|  | Dez. "        |                    |         |            |         |           |             |             |                  |       |
| <b>Transformatoren-<br/>und Dynamobleche</b>   | 1960          | 295                | 61      | 208        | 49      | -         | -           | 613         | 251              | 507   |
|  | 1962          | 284                | 42      | 196        | 68      | -         | -           | 590         | 190              | 522   |
|  | 1963          | 254                | 42      | 178        | 77      | -         | -           | 551         | 199              | 517   |
|  | 1964          | 266                | 41      | 207        | 81      | -         | -           | 595         | 226              | 718   |
|  | 1965          |                    |         |            |         |           |             |             |                  |       |
|  | 1964 MD       | 23                 | 3       | 17         | 7       | -         | -           | 50          | 19               | 60    |
|  | Jan. 65       | 23                 | 3       | 17         | 2       | -         | -           | 44          | 20               |       |
|  | Febr. "       | 25                 | 4       | 16         | 6       | -         | -           | 51          | 19               |       |
|  | März "        | 25                 | 4       | 18         | 7       | -         | -           | 54          | a) 25            |       |
|  | April "       | 21                 | 4       | 16         | 11      | -         | -           | 53          | 17               |       |
|  | Mai "         | 22                 | 4       | 15         | 7       | -         | -           | 48          | 19               |       |
|  | Juni "        | 20                 | 4       | 21         | 6       | -         | -           | 50          | a) 21            |       |
|  | Juli "        | 19                 | 3       | 15         | 6       | -         | -           | 43          | 14               |       |
|  | Aug. "        | 17                 | 3       | 8          | 6       | -         | -           | 34          | 16               |       |
|  | Sept. "       | 20                 | 3       | 16         | 7       | -         | -           | 46          | a) 19            |       |
|  | Okt. "        | 21                 | 3       |            | 8       | -         | -           |             | 17               |       |
|  | Nov. "        | 19                 |         |            |         |           |             |             |                  |       |
|  | Dez. "        |                    |         |            |         |           |             |             |                  |       |
| <b>Stahlröhren,<br/>nahtlos und<br/>geschweißt</b>   | 1960          | 2 376              | 182     | 1 064      | 876     | 66        | 127         | 4 691       | 1 363            | 6 930 |
|  | 1962          | 2 471              | 216     | 1 104      | 1 283   | 84        | 141         | 5 299       | 1 221            | 6 399 |
|  | 1963          | 2 174              | 222     | 1 113      | 1 366   | 83        | 145         | 5 103       | 1 255            | 6 556 |
|  | 1964          | 2 526              | 266     | 1 258      | 1 172   | 94        | 175         | 5 491       | 1 452            | 7 449 |
|  | 1965          |                    |         |            |         |           |             |             |                  |       |
|  | 1964 MD       | 211                | 22      | 105        | 98      | 8         | 15          | 458         | 121              | 621   |
|  | Jan. 65       | 199                | 20      | 111        | 102     | 8         | 17          | 457         | 113              |       |
|  | Febr. "       | 213                | 22      | 112        | 95      | 8         | 19          | 469         | 127              |       |
|  | März "        | 237                | 23      | 127        | 105     | 9         | 20          | 521         | a) 150           |       |
|  | April "       | 221                | 14      | 114        | 103     | 9         | 16          | 477         | 115              |       |
|  | Mai "         | 217                | 13      | 106        | 106     | 9         | 16          | 467         | 138              |       |
|  | Juni "        | 213                | 15      | 121        | 109     | 9         | 16          | 483         | a) 147           |       |
|  | Juli "        | 210                | 9       |            | 125     |           | 15          |             | 111              |       |
|  | Aug. "        | 195                | 13      |            | 95      |           | 13          |             | 90               |       |
|  | Sept. "       | 211                | 15      |            | 93      |           | 13          |             | a) 162           |       |
|  | Okt. "        | 215                | 17      |            | 118     |           | 13          |             | 110              |       |
|  | Nov. "        | 227                |         |            |         |           |             |             |                  |       |
|  | Dez. "        |                    |         |            |         |           |             |             |                  |       |

1) d.i. ohne Warmbreitband, das zur Herstellung eines anderen Walzstahlfertigerzeugnisses verbraucht wird.

2) Einschließlich verzinkt oder verbl. Bandstahl. a) 5 Wochen, sonst 4 Wochen.

# Förderung/Erzeugung

Anteile der Länder an der Förderung/Erzeugung der Montanunion in %.

| Jahr                    | Bundesrep.<br>o. Saarland | Saarland | Belgien | Frankreich | Italien | Luxemburg | Niederlande | MONTAN-<br>UNION | Jahr   | Bundesrep.<br>o. Saarland | Saarland | Belgien | Frankreich | Italien | Luxemburg | Niederlande | MONTAN-<br>UNION |
|-------------------------|---------------------------|----------|---------|------------|---------|-----------|-------------|------------------|--|---------------------------|----------|---------|------------|---------|-----------|-------------|------------------|
| Steinkohlen             |                           |          |         |            |         |           |             |                  | Walzstahlfertigerzeugnisse insgesamt                             |                           |          |         |            |         |           |             |                  |
| 1957                    | 53,7                      | 6,6      | 11,7    | 22,9       | 0,4     | -         | 4,6         | 100              | 1957   | 39,5                      | 5,7      | 10,7    | 24,6       | 11,0    | 6,3       | 2,2         | 100              |
| 1958                    | 53,8                      | 6,7      | 11,0    | 23,4       | 0,3     | -         | 4,8         | 100              | 1958   | 37,8                      | 6,0      | 10,5    | 26,3       | 10,8    | 6,1       | 2,6         | 100              |
| 1959                    | 53,5                      | 6,9      | 9,7     | 24,5       | 0,3     | -         | 5,1         | 100              | 1959   | 38,1                      | 5,6      | 10,6    | 25,2       | 11,4    | 6,3       | 2,7         | 100              |
| 1960                    | 60,8                      | 9,6      | 23,9    | 0,3        | -       | 5,3       | 100         | 1960             | 44,1   | 9,6                       | 25,3     | 12,3    | 5,9        | 2,8     | 100       | 100         |                  |
| 1961                    | 62,1                      | 9,4      | 22,8    | 0,3        | -       | 5,5       | 100         | 1961             | 42,5   | 9,5                       | 25,9     | 13,3    | 6,0        | 2,7     | 100       | 100         |                  |
| 1962                    | 62,2                      | 9,3      | 23,1    | 0,3        | -       | 5,1       | 100         | 1962             | 41,6   | 10,5                      | 25,1     | 13,9    | 5,9        | 3,1     | 100       | 100         |                  |
| 1963                    | 63,6                      | 9,6      | 21,4    | 0,3        | -       | 5,2       | 100         | 1963             | 39,9   | 11,0                      | 25,1     | 14,8    | 5,8        | 3,4     | 100       | 100         |                  |
| 1964                    | 62,2                      | 9,3      | 23,2    | 0,2        | -       | 5,0       | 100         | 1964             | 42,2   | 10,9                      | 24,6     | 13,2    | 5,8        | 3,2     | 100       | 100         |                  |
| Koks                    |                           |          |         |            |         |           |             |                  | Eisenbahnoberbaumaterial   |                           |          |         |            |         |           |             |                  |
| 1957                    | 58,6                      | 5,6      | 9,3     | 16,3       | 4,8     | -         | 5,5         | 100              | 1957   | 41,8                      | 4,8      | 8,5     | 31,4       | 7,1     | 6,5       | -           | 100              |
| 1958                    | 58,4                      | 5,6      | 9,3     | 16,8       | 4,5     | -         | 5,5         | 100              | 1958   | 38,6                      | 3,9      | 9,9     | 28,3       | 11,5    | 8,0       | -           | 100              |
| 1959                    | 54,7                      | 6,2      | 10,3    | 18,7       | 4,3     | -         | 5,8         | 100              | 1959   | 50,7                      | 3,3      | 7,3     | 23,7       | 9,8     | 5,2       | -           | 100              |
| 1960                    | 60,3                      | 10,2     | 18,4    | 5,0        | -       | 6,1       | 100         | 1960             | 48,1   | 5,6                       | 31,6     | 10,1    | 4,7        | -       | 100       | 100         |                  |
| 1961                    | 60,3                      | 9,9      | 18,3    | 5,3        | -       | 6,2       | 100         | 1961             | 43,1   | 5,6                       | 31,7     | 13,6    | 5,9        | -       | 100       | 100         |                  |
| 1962                    | 59,5                      | 10,0     | 18,7    | 6,0        | -       | 5,9       | 100         | 1962             | 41,0   | 7,1                       | 33,8     | 12,6    | 5,4        | -       | 100       | 100         |                  |
| 1963                    | 58,5                      | 10,1     | 18,7    | 6,5        | -       | 6,0       | 100         | 1963             | 48,2   | 5,4                       | 28,7     | 12,8    | 4,8        | -       | 100       | 100         |                  |
| 1964                    | 58,6                      | 10,0     | 18,9    | 6,3        | -       | 6,1       | 100         | 1964             | 45,8   | 3,7                       | 31,3     | 15,0    | 4,1        | -       | 100       | 100         |                  |
| Braunkohlen             |                           |          |         |            |         |           |             |                  | Schwere Profile (Formstahl, Breitflanschträger, Stahlspondwände) |                           |          |         |            |         |           |             |                  |
| 1957                    | 97,0                      | -        | -       | 2,6        | 0,5     | -         | 0,3         | 100              | 1957   | 37,2                      | 9,0      | 7,5     | 20,0       | 10,8    | 15,5      | -           | 100              |
| 1958                    | 96,1                      | -        | -       | 2,3        | 1,3     | -         | 0,3         | 100              | 1958   | 38,7                      | 9,0      | 5,4     | 22,5       | 19,9    | 14,4      | -           | 100              |
| 1959                    | 95,7                      | -        | -       | 2,2        | 1,9     | -         | 0,2         | 100              | 1959   | 38,9                      | 7,5      | 5,7     | 22,6       | 10,0    | 15,3      | -           | 100              |
| 1960                    | 96,5                      | -        | -       | 2,2        | 1,2     | -         | 0,0         | 100              | 1960   | 48,1                      | 4,6      | 21,3    | 11,0       | 15,1    | -         | 100         | 100              |
| 1961                    | 95,7                      | -        | -       | 2,8        | 1,5     | -         | -           | 100              | 1961   | 48,7                      | 3,8      | 20,2    | 12,3       | 14,9    | -         | 100         | 100              |
| 1962                    | 95,7                      | -        | -       | 2,7        | 1,6     | -         | -           | 100              | 1962   | 46,3                      | 6,0      | 20,0    | 13,2       | 14,4    | -         | 100         | 100              |
| 1963                    | 96,5                      | -        | -       | 2,2        | 1,3     | -         | -           | 100              | 1963   | 44,2                      | 7,3      | 19,5    | 14,6       | 14,4    | -         | 100         | 100              |
| 1964                    | 97,0                      | -        | -       | 1,8        | 1,2     | -         | -           | 100              | 1964   | 43,7                      | 8,6      | 20,5    | 12,9       | 14,4    | -         | 100         | 100              |
| Eisenerze 1)            |                           |          |         |            |         |           |             |                  | Leichte Profile (Stabstahl)                                      |                           |          |         |            |         |           |             |                  |
| 1957                    | 16,3                      | -        | 0,1     | 71,8       | 2,0     | 9,7       | -           | 100              | 1957   | 33,5                      | 7,5      | 13,2    | 25,6       | 12,0    | 7,9       | 0,4         | 100              |
| 1958                    | 15,8                      | -        | 0,2     | 74,3       | 1,6     | 8,2       | -           | 100              | 1958   | 31,7                      | 8,6      | 13,2    | 26,5       | 12,2    | 7,6       | 0,3         | 100              |
| 1959                    | 15,9                      | -        | 0,2     | 74,6       | 1,5     | 7,8       | -           | 100              | 1959   | 32,1                      | 8,4      | 14,1    | 23,8       | 12,9    | 8,3       | 0,4         | 100              |
| 1960                    | 15,3                      | 0,2      | 75,4    | 1,4        | 7,9     | -         | 100         | 1960             | 41,7   | 12,3                      | 23,8     | 14,3    | 7,6        | 0,3     | 100       | 100         |                  |
| 1961                    | 14,8                      | 0,1      | 75,3    | 1,3        | 8,4     | -         | 100         | 1961             | 40,5   | 12,8                      | 23,6     | 15,2    | 7,7        | 0,2     | 100       | 100         |                  |
| 1962                    | 13,4                      | 0,1      | 77,6    | 1,3        | 7,6     | -         | 100         | 1962             | 37,2   | 14,5                      | 23,8     | 17,3    | 7,0        | 0,2     | 100       | 100         |                  |
| 1963                    | 12,6                      | 0,1      | 77,7    | 1,3        | 9,4     | -         | 100         | 1963             | 35,5   | 14,2                      | 23,0     | 19,8    | 7,2        | 0,4     | 100       | 100         |                  |
| 1964                    | 11,3                      | 0,1      | 78,9    | 1,1        | 8,6     | -         | 100         | 1964             | 38,6   | 13,6                      | 22,9     | 17,3    | 7,3        | 1,4     | 100       | 100         |                  |
| Roheisen                |                           |          |         |            |         |           |             |                  | Walzdraht  |                           |          |         |            |         |           |             |                  |
| 1957                    | 40,7                      | 6,9      | 12,4    | 26,3       | 4,7     | 7,4       | 1,6         | 100              | 1957   | 37,6                      | 6,6      | 12,2    | 24,5       | 11,0    | 5,5       | 2,6         | 100              |
| 1958                    | 38,3                      | 7,1      | 12,7    | 27,5       | 4,8     | 7,5       | 2,1         | 100              | 1958   | 36,1                      | 6,1      | 12,4    | 27,5       | 10,5    | 5,2       | 2,3         | 100              |
| 1959                    | 39,4                      | 6,9      | 12,8    | 26,6       | 4,5     | 7,3       | 2,4         | 100              | 1959   | 35,1                      | 6,0      | 12,4    | 27,8       | 11,0    | 5,2       | 2,2         | 100              |
| 1960                    | 47,6                      | 12,1     | 25,9    | 5,0        | 6,9     | 2,5       | 100         | 1960             | 40,3   | 12,0                      | 28,8     | 11,6    | 4,6        | 2,7     | 100       | 100         |                  |
| 1961                    | 46,6                      | 11,8     | 26,4    | 5,7        | 6,9     | 2,7       | 100         | 1961             | 38,9   | 11,5                      | 30,9     | 12,1    | 4,1        | 2,4     | 100       | 100         |                  |
| 1962                    | 45,1                      | 12,6     | 26,0    | 6,7        | 6,7     | 2,9       | 100         | 1962             | 39,5   | 12,2                      | 29,8     | 11,5    | 4,5        | 2,4     | 100       | 100         |                  |
| 1963                    | 43,1                      | 13,1     | 26,9    | 7,1        | 6,7     | 3,2       | 100         | 1963             | 40,4   | 13,2                      | 29,6     | 10,3    | 4,1        | 2,4     | 100       | 100         |                  |
| 1964                    | 44,7                      | 13,3     | 26,1    | 5,8        | 6,9     | 3,2       | 100         | 1964             | 43,3   | 13,6                      | 28,4     | 8,7     | 3,5        | 2,5     | 100       | 100         |                  |
| Rohstahl insgesamt      |                           |          |         |            |         |           |             |                  | Halbzeug für nahtlose Röhren (Röhren-Rund- und Vierkantstahl)    |                           |          |         |            |         |           |             |                  |
| 1957                    | 41,0                      | 5,8      | 10,5    | 23,6       | 11,3    | 5,8       | 2,0         | 100              | 1957   | 57,0                      | 4,2      | 3,2     | 24,0       | 11,6    | -         | -           | 100              |
| 1958                    | 39,3                      | 6,0      | 10,4    | 25,2       | 10,8    | 5,9       | 2,5         | 100              | 1958   | 58,1                      | 4,4      | 0,7     | 24,1       | 11,0    | -         | -           | 100              |
| 1959                    | 40,9                      | 5,7      | 10,2    | 24,1       | 10,7    | 5,8       | 2,6         | 100              | 1959   | 62,1                      | 4,2      | 0,5     | 22,7       | 10,7    | -         | -           | 100              |
| 1960                    | 46,8                      | 9,9      | 23,8    | 11,3       | 5,6     | 2,7       | 100         | 1960             | 64,6   | 1,1                       | 23,6     | 10,8    | -          | -       | 100       | 100         |                  |
| 1961                    | 45,7                      | 9,5      | 24,0    | 12,4       | 5,6     | 2,7       | 100         | 1961             | 64,8   | 0,2                       | 21,7     | 13,3    | -          | -       | 100       | 100         |                  |
| 1962                    | 44,6                      | 10,1     | 23,6    | 13,3       | 5,5     | 2,9       | 100         | 1962             | 62,0   | 0,2                       | 21,9     | 15,9    | -          | -       | 100       | 100         |                  |
| 1963                    | 43,2                      | 10,3     | 24,0    | 13,9       | 5,5     | 3,2       | 100         | 1963             | 62,3   | 0,0                       | 22,1     | 15,6    | -          | -       | 100       | 100         |                  |
| 1964                    | 45,1                      | 10,5     | 23,9    | 11,8       | 5,5     | 3,2       | 100         | 1964             | 65,3   | 0,7                       | 22,4     | 11,6    | -          | -       | 100       | 100         |                  |
| Thomasstahl             |                           |          |         |            |         |           |             |                  | Bandstahl und Röhrenstreifen                                     |                           |          |         |            |         |           |             |                  |
| 1957                    | 33,7                      | 8,7      | 17,1    | 27,8       | 1,3     | 11,3      | -           | 100              | 1957   | 49,8                      | 4,6      | 7,2     | 20,4       | 6,2     | 10,0      | 1,8         | 100              |
| 1958                    | 31,4                      | 9,0      | 17,5    | 29,7       | 1,1     | 11,3      | -           | 100              | 1958   | 44,0                      | 6,8      | 5,9     | 22,5       | 6,9     | 11,1      | 1,9         | 100              |
| 1959                    | 33,3                      | 8,5      | 17,1    | 18,7       | 1,2     | 11,1      | -           | 100              | 1959   | 45,4                      | 5,7      | 5,9     | 21,0       | 8,7     | 11,5      | 1,7         | 100              |
| 1960                    | 41,4                      | 17,0     | 29,3    | 1,2        | 11,1    | -         | 100         | 1960             | 51,0   | 6,3                       | 20,0     | 9,9     | 11,3       | 1,5     | 100       | 100         |                  |
| 1961                    | 40,6                      | 16,9     | 29,4    | 1,8        | 11,4    | -         | 100         | 1961             | 46,8   | 6,5                       | 22,4     | 10,4    | 12,2       | 1,6     | 100       | 100         |                  |
| 1962                    | 38,7                      | 18,7     | 29,4    | 1,8        | 11,4    | -         | 100         | 1962             | 46,4   | 6,9                       | 21,8     | 10,3    | 13,3       | 1,4     | 100       | 100         |                  |
| 1963                    | 37,3                      | 19,7     | 29,4    | 2,0        | 11,7    | -         | 100         | 1963             | 43,3   | 7,6                       | 23,2     | 10,9    | 13,3       | 1,7     | 100       | 100         |                  |
| 1964                    | 35,2                      | 20,7     | 30,5    | 1,3        | 12,2    | -         | 100         | 1964             | 45,8   | 7,2                       | 20,8     | 10,2    | 14,6       | 1,5     | 100       | 100         |                  |
| Siemens-Martin-Stahl    |                           |          |         |            |         |           |             |                  | Breitflachstahl  |                           |          |         |            |         |           |             |                  |
| 1957                    | 54,3                      | 3,2      | 2,7     | 19,0       | 16,5    | -         | 4,2         | 100              | 1957   | 62,8                      | 12,3     | 6,1     | 11,2       | 7,0     | 0,6       | -           | 100              |
| 1958                    | 52,6                      | 3,5      | 2,6     | 20,5       | 16,3    | -         | 4,5         | 100              | 1958   | 57,0                      | 15,4     | 5,5     | 13,1       | 8,3     | 0,7       | -           | 100              |
| 1959                    | 54,1                      | 3,5      | 2,5     | 19,4       | 16,0    | -         | 4,4         | 100              | 1959   | 60,0                      | 12,1     | 6,5     | 13,4       | 8,0     | 0,3       | -           | 100              |
| 1960                    | 58,3                      | 2,2      | 18,6    | 16,7       | -       | 4,2       | 100         | 1960             | 74,3   | 5,8                       | 12,9     | 7,0     | 0,0        | -       | 100       | 100         |                  |
| 1961                    | 57,0                      | 2,0      | 18,7    | 18,4       | -       | 3,9       | 100         | 1961             | 73,2   | 7,4                       | 14,6     | 4,7     | 0,0        | -       | 100       | 100         |                  |
| 1962                    | 56,9                      | 1,9      | 18,6    | 19,5       | -       | 3,0       | 100         | 1962             | 70,8   | 8,7                       | 15,6     | 4,9     | 0,0        | -       | 100       | 100         |                  |
| 1963                    | 55,5                      | 2,0      | 18,9    | 20,9       | -       | 2,7       | 100         | 1963             | 71,1   | 7,7                       | 18,3     | 2,9     | 0,0        | -       | 100       | 100         |                  |
| 1964                    | 60,2                      | 1,6      | 18,5    | 17,5       | -       | 2,2       | 100         | 1964             | 75,4   | 6,5                       | 15,8     | 2,2     | 0,2        | -       | 100       | 100         |                  |
| Elektro-Stahl           |                           |          |         |            |         |           |             |                  | Grob- und Mittelbleche (3 mm und stärker)                        |                           |          |         |            |         |           |             |                  |
| 1957                    | 23,5                      | 1,3      | 7,4     | 19,5       | 43,8    | 1,3       | 3,2         | 100              | 1957   | 48,1                      | 5,9      | 10,9    | 17,3       | 11,4    | 2,0       | 4,3         | 100              |
| 1958                    | 26,9                      | 1,2      | 4,7     | 22,4       | 40,7    | 1,3       | 3,0         | 100              | 1958   | 48,8                      | 6,4      | 9,6     | 18,6       | 9,5     | 2,6       | 5,0         | 100              |
| 1959                    | 28,5                      | 1,1      | 4,7     | 20,2       | 41,2    | 1,4       | 3,0         | 100              | 1959   | 47,4                      | 6,4      | 9,6     | 18,3       | 10,8    | 1,6       | 5,8         | 100              |
| 1960                    | 28,7                      | 5,8      | 19,8    | 41,9       | 1,1     | 2,7       | 100         | 1960             | 55,3   | 8,0                       | 17,8     | 11,2    | 1,5        | 6,1     | 100       | 100         |                  |
| 1961                    | 29,1                      | 5,4      | 19,4    | 43,0       | 0,9     | 2,1       | 100         | 1961             | 52,1   | 7,8                       | 19,7     | 12,3    | 1,8        | 6,3     | 100       | 100         |                  |
| 1962                    | 29,3                      | 5,0      | 17,4    | 45,2       | 0,7     | 2,3       | 100         | 1962             | 53,2   | 7,9                       | 18,5     | 13,0    | 1,5        | 5,7     | 100       | 100         |                  |
| 1963                    | 29,5                      | 3,4      | 16,9    | 47,1       | 0,7     | 2,4       | 100         | 1963             | 50,7   | 8,3                       | 19,9     | 13,0    | 2,3        | 5,8     | 100       | 100         |                  |
| 1964                    | 31,1                      | 4,2      | 17,3    | 44,3       | 0,7     | 2,4       | 100         | 1964             | 52,3   | 9,2                       | 19,8     | 11,1    | 2,1        | 5,4     | 100       | 100         |                  |
| LD- und sonstiger Stahl |                           |          |         |            |         |           |             |                  | Feinbleche, warm- und kaltgewalzt (unter 3 mm stark)             |                           |          |         |            |         |           |             |                  |
| 1957                    | 50,0                      | 0,0      | 12,2    | 31,5       | 0,0     | -         | -           | 100              | 1957</   |                           |          |         |            |         |           |             |                  |



# Verbrauch für die Roheisenerzeugung

Maßeinheit: 1000t

|  | Jahr<br>Monat | Montanunion-Länder |         |            |         |           |             |             | Vergleichszahlen |        |
|--|---------------|--------------------|---------|------------|---------|-----------|-------------|-------------|------------------|--------|
|  |               | Bundesrepublik     | Belgien | Frankreich | Italien | Luxemburg | Niederlande | MONTANUNION | Großbritannien   | USA    |
| <b>Eisenerze<br/>in Hochöfen</b>                               | 1960          | 25 341             | 12 566  | 33 564     | 2 368   | 9 863     | 1 190       | 84 892      | 15 270           | 46 943 |
|  | 1962          | 17 680             | 10 226  | 28 295     | 3 443   | 8 968     | 522         | 69 134      | 9 698            | 39 065 |
|  | 1963          | 14 291             | 9 676   | 21 851     | 3 507   | 7 157     | 370         | 56 851      | 8 429            | 39 602 |
|  | 1964          | 16 621             | 9 418   | 21 275     | 3 029   | 8 047     | 321         | 58 711      | 9 862            | 46 064 |
|  | 1965          |                    |         |            |         |           |             |             |                  |        |
|  | 1964 MD       | 1 386              | 785     | 1 773      | 252     | 670       | 27          | 4 893       | 822              | 3 839  |
|  | Jan. 65       | 1 343              | 2 167   | 5 494      | 828     | 2 058     | 147         | 14 705      | a) 756           | 793    |
|  | Febr. "       | 1 267              |         |            |         |           |             |             |                  |        |
|  | März "        | 1 401              |         |            |         |           |             |             |                  |        |
|  | April "       | 1 269              | 2 145   | 5 047      | 796     | 2 023     | 58          | 13 918      | a) 690           | 685    |
|  | Mai "         | 1 258              |         |            |         |           |             |             |                  |        |
|  | Juni "        | 1 204              |         |            |         |           |             |             |                  |        |
|  | Juli "        | 1 272              | 2 161   | 4 214      |         | 2 058     | 69          |             | a) 885           | 681    |
|  | Aug. "        | 1 186              |         |            |         |           |             |             |                  |        |
|  | Sept. "       | 1 146              |         |            |         |           |             |             |                  |        |
|  | Okt. "        | 1 120              |         |            |         |           | 47          |             | a) 830           | 706    |
|  | Nov. "        | 1 020              |         |            |         |           |             |             |                  |        |
|  | Dez. "        |                    |         |            |         |           |             |             |                  |        |
| <b>Eisenerze in<br/>Sinteranlagen</b> 1)                       | 1960          | 19 933             | 2 179   | 6 247      | 1 388   | 2 921     | 862         | 33 530      | 16 953           | 51 871 |
|  | 1962          | 23 415             | 4 914   | 11 279     | 1 878   | 3 571     | 1 782       | 46 839      | 18 045           | 56 949 |
|  | 1963          | 21 917             | 5 062   | 17 135     | 2 030   | 5 336     | 2 205       | 53 676      | 20 355           | 63 305 |
|  | 1964          | 25 046             | 6 569   | 20 780     | 2 142   | 5 488     | 2 594       | 62 619      | 23 769           | 72 510 |
|  | 1965          |                    |         |            |         |           |             |             |                  |        |
|  | 1964 MD       | 2 087              | 548     | 1 732      | 179     | 457       | 216         | 5 218       | 1 981            | 6 043  |
|  | Jan. 65       | 2 235              | 1 835   | 5 440      | 984     | 1 391     | 719         | 16 994      | a) 2 008         | 2 004  |
|  | Febr. "       | 2 077              |         |            |         |           |             |             |                  |        |
|  | März "        | 2 313              |         |            |         |           |             |             |                  |        |
|  | April "       | 2 046              | 1 822   | 5 712      | 1 228   | 1 392     | 249         | 17 394      | a) 1 912         | 1 843  |
|  | Mai "         | 2 248              |         |            |         |           |             |             |                  |        |
|  | Juni "        | 2 220              |         |            |         |           |             |             |                  |        |
|  | Juli "        | 2 322              | 1 701   |            |         | 1 321     | 235         |             | a) 2 269         | 1 644  |
|  | Aug. "        | 2 299              |         |            |         |           |             |             |                  |        |
|  | Sept. "       | 2 207              |         |            |         |           |             |             |                  |        |
|  | Okt. "        | 2 259              |         |            |         |           | 238         |             | a) 1 726         | 2 364  |
|  | Nov. "        | 2 196              |         |            |         |           |             |             |                  |        |
|  | Dez. "        |                    |         |            |         |           |             |             |                  |        |
| <b>Manganerze 2)<br/>a) in Hochöfen<br/>b) in Sinteranlag.</b> |               | a b                | a b     | a b        | a b     | a b       | a b         | a b         | a b              | a b    |
|  | 1960          | 354 101            | 159 -   | 548 43     | 80 1    | 50 -      | 75 -        | 1266 145    | 479 -            | 1157 . |
|  | 1962          | 406 104            | 153 -   | 582 37     | 79 6    | 52 -      | 42 -        | 1314 147    | 387 -            | 936 .  |
|  | 1963          | 509 78             | 170 -   | 569 38     | 56 3    | 34 -      | 23 -        | 1361 119    | 294 -            | 849 .  |
|  | 1964          | 556 84             | 234 -   | 630 48     | 66 7    | 43 -      | 11 -        | 1540 138    | 415 -            | 1115 . |
|  | 1965          |                    |         |            |         |           |             |             |                  |        |
|  | 1964 MD       | 139 21             | 59 -    | 158 12     | 17 2    | 11 -      | 3 -         | 385 33      | 104 -            | 279 .  |
|  | 1. VJ. 65     | 130 6              | 54 -    | 165 15     | 12 7    | 11 -      | 3 -         | 375 28      |                  |        |
|  | 2. " "        | 174 18             | 55 -    | 193 17     | 9 8     | 10 -      | 2 -         | 443 43      |                  |        |
|  | 3. " "        | 143 19             | 50 -    | 155 15     |         | 8 -       | 1 -         |             |                  |        |
| <b>Sinter<br/>in Hochöfen</b> 2)                               | 1960          | 22 914             | 2 209   | 6 344      | 2 113   | 2 923     | 987         | 37 490      | 15 029           | 52 472 |
|  | 1962          | 25 652             | 4 864   | 10 067     | 2 451   | 3 190     | 1 987       | 48 211      | 15 901           | 57 588 |
|  | 1963          | 24 969             | 5 153   | 14 342     | 2 553   | 4 393     | 2 341       | 53 751      | 17 906           | 64 327 |
|  | 1964          | 28 658             | 6 584   | 17 299     | 2 575   | 4 760     | 2 773       | 62 648      | 21 354           | 77 560 |
|  | 1965          |                    |         |            |         |           |             |             |                  |        |
|  | 1964 MD       | 2 388              | 549     | 1 442      | 215     | 397       | 231         | 5 221       | 1 780            | 6 463  |
|  | Jan. 65       | 2 542              | 1 791   | 4 444      | 1 041   | 1 174     | 790         | 16 779      | a) 1 774         | 1 763  |
|  | Febr. "       | 2 376              |         |            |         |           |             |             |                  |        |
|  | März "        | 2 621              |         |            |         |           |             |             |                  |        |
|  | April "       | 2 361              | 1 832   | 4 665      | 1 246   | 1 193     | 267         | 17 100      | a) 1 694         | 1 656  |
|  | Mai "         | 2 549              |         |            |         |           |             |             |                  |        |
|  | Juni "        | 2 471              |         |            |         |           |             |             |                  |        |
|  | Juli "        | 2 588              | 1 702   | 4 315      |         | 1 176     | 235         |             | a) 2 033         | 1 481  |
|  | Aug. "        | 2 581              |         |            |         |           |             |             |                  |        |
|  | Sept. "       | 2 465              |         |            |         |           |             |             |                  |        |
|  | Okt. "        | 2 541              |         |            |         |           | 275         |             | a) 1 588         | 2 134  |
|  | Nov. "        | 2 494              |         |            |         |           |             |             |                  |        |
|  | Dez. "        |                    |         |            |         |           |             |             |                  |        |
| <b>Schrott<br/>in Hochöfen</b> 2)                              | 1960          | 920                | 616     | 1 257      | 35      | 197       | 0           | 3 026       | 1 484            | 3 205  |
|  | 1962          | 834                | 317     | 883        | 30      | 109       | -           | 2 174       | 1 440            | 3 221  |
|  | 1963          | 752                | 326     | 833        | 19      | 89        | -           | 2 019       | 1 553            | 3 595  |
|  | 1964          | 799                | 277     | 689        | 16      | 157       | -           | 1 938       | 1 693            | 4 116  |
|  | 1965          |                    |         |            |         |           |             |             |                  |        |
|  | 1964 MD       | 67                 | 23      | 57         | 1       | 13        | -           | 162         | 141              | 343    |
|  | Jan. 65       | 65                 | 19      | 52         | 2       | 13        | -           | 151         | 131              |        |
|  | Febr. "       | 64                 | 17      | 44         | 2       | 14        | -           | 141         | 137              |        |
|  | März "        | 66                 | 18      | 45         | 2       | 3         | -           | 134         | a) 172           |        |
|  | April "       | 65                 | 17      | 43         | 2       | 6         | -           | 133         | 133              |        |
|  | Mai "         | 63                 | 17      | 40         | 2       | 8         | -           | 130         | a) 135           |        |
|  | Juni "        | 56                 | 17      | 52         | 2       | 8         | -           | 135         | a) 160           |        |
|  | Juli "        | 55                 | 18      | 35         | 1       | 9         | -           | 118         | 115              |        |
|  | Aug. "        | 51                 | 17      | 23         | 2       | 7         | -           | 100         | a) 117           |        |
|  | Sept. "       | 54                 | 23      | 47         | 2       | 6         | -           | 131         | a) 163           |        |
|  | Okt. "        | 50                 | 22      | 33         | 1       | 5         | -           | 111         | 130              |        |
|  | Nov. "        | 50                 |         |            |         |           |             |             |                  |        |
|  | Dez. "        |                    |         |            |         |           |             |             |                  |        |
| <b>Koks<br/>in Hochöfen</b> 2)                                 | 1960          | 21 471             | 5 557   | 13 730     | 1 845   | 4 053     | 1 060       | 47 716      | 13 207           | 47 115 |
|  | 1962          | 18 264             | 5 367   | 12 800     | 2 379   | 3 792     | 1 101       | 43 703      | 10 766           | 42 780 |
|  | 1963          | 16 626             | 5 266   | 12 100     | 2 398   | 3 433     | 1 123       | 40 946      | 10 657           | 45 293 |
|  | 1964          | 18 932             | 5 697   | 12 769     | 2 250   | 3 711     | 1 214       | 44 573      | 12 244           | 52 878 |
|  | 1965          |                    |         |            |         |           |             |             |                  |        |
|  | 1964 MD       | 4 733              | 1 424   | 3 192      | 562     | 928       | 304         | 11 143      | 3 061            | 4 407  |
|  | 1. VJ. 65     | 4 762              | 1 380   | 3 246      | 735     | 902       | 343         | 11 368      | 3 154            |        |
|  | 2. " "        | 4 593              | 1 382   | 3 200      | 833     | 892       | 342         | 11 242      | 2 992            |        |
|  | 3. " "        | 4 553              | 1 359   | 2 761      |         | 894       | 325         |             | 2 913            |        |
|  | 4. " "        |                    |         |            |         |           |             |             |                  |        |

1) Bundesrepublik: Ab 1959 einschl. Eisenerze für Rennluppen zur Stahlerzeugung.

2) Einschl. Elektro-Roh Eisen-Ofen. a) 5 Wochen, sonst 4 Wochen.

# Verbrauch für die Rohstahlerzeugung

15  
Maßeinheit: 1000t

|   | Jahr<br>Monat | Montanunion-Länder |         |            |         |           |             |             |                | Vergleichszahlen |    |     |      |         |      |        |      |       |      |
|---|---------------|--------------------|---------|------------|---------|-----------|-------------|-------------|----------------|------------------|----|-----|------|---------|------|--------|------|-------|------|
|   |               | Bundesrepublik     | Belgien | Frankreich | Italien | Luxemburg | Niederlande | MONTANUNION | Großbritannien | USA 3)           |    |     |      |         |      |        |      |       |      |
| Roheisen 1)   | 1960          | 23 129             | 6 477   | 12 494     | 2 844   | 3 891     | 1 107       | 49 942      | 14 129         | 53 981           |    |     |      |         |      |        |      |       |      |
|   | 1962          | 21 720             | 6 706   | 12 422     | 3 672   | 3 717     | 1 222       | 49 458      | 12 301         | 54 613           |    |     |      |         |      |        |      |       |      |
|   | 1963          | 20 778             | 6 950   | 12 753     | 3 736   | 3 707     | 1 498       | 49 423      | 13 502         | 59 848           |    |     |      |         |      |        |      |       |      |
|   | 1964          | 24 686             | 7 996   | 14 344     | 3 464   | 4 207     | 1 801       | 56 498      | 15 892         | 71 310           |    |     |      |         |      |        |      |       |      |
|   | 1965          |                    |         |            |         |           |             |             |                |                  |    |     |      |         |      |        |      |       |      |
|   | 1964 VjD      | 6 171              | 1 999   | 3 586      | 866     | 1 052     | 450         | 14 125      | 3 973          | 5 943            |    |     |      |         |      |        |      |       |      |
|   | 1.Vj.65       | 6 360              | 2 049   | 3 663      | 1 192   | 1 036     | 527         | 14 827      | 4 328          |                  |    |     |      |         |      |        |      |       |      |
|   | 2. " "        | 6 092              | 2 056   | 3 639      | 1 296   | 1 049     | 532         | 14 664      | 4 167          |                  |    |     |      |         |      |        |      |       |      |
| Spiegeleisen<br>Hochofen-Ferro-<br>Mangan                           | 1960          | 312                | 70      | 252        | 47      | 39        | 10          | 729         | 203            | .                |    |     |      |         |      |        |      |       |      |
|   | 1962          | 292                | 81      | 224        | 60      | 39        | 10          | 708         | 161            | .                |    |     |      |         |      |        |      |       |      |
|   | 1963          | 265                | 76      | 205        | 63      | 37        | 11          | 657         | 174            | .                |    |     |      |         |      |        |      |       |      |
|   | 1964          | 288                | 79      | 219        | 57      | 42        | 14          | 698         | 202            | .                |    |     |      |         |      |        |      |       |      |
|   | 1965          |                    |         |            |         |           |             |             |                |                  |    |     |      |         |      |        |      |       |      |
|   | 1964 VjD      | 72                 | 20      | 55         | 13      | 14        | 3           | 175         | 50             | .                |    |     |      |         |      |        |      |       |      |
|   | 1.Vj.65       | 73                 | 21      | 55         | 16      | 11        | 4           | 179         |                |                  |    |     |      |         |      |        |      |       |      |
|   | 2. " "        | 71                 | 22      | 56         | 17      | 11        | 4           | 181         |                |                  |    |     |      |         |      |        |      |       |      |
| Schrott<br>insgesamt 1)   | 1960          | 13 485             | 1 457   | 6 188      | 6 186   | 630       | 1 002       | 28 953      | 12 850         | 42 868           |    |     |      |         |      |        |      |       |      |
|   | 1962          | 13 152             | 1 394   | 6 109      | 6 890   | 696       | 1 031       | 29 274      | 10 633         | 41 655           |    |     |      |         |      |        |      |       |      |
|   | 1963          | 13 194             | 1 411   | 6 201      | 7 487   | 732       | 1 042       | 30 070      | 11 844         | 48 036           |    |     |      |         |      |        |      |       |      |
|   | 1964          | 15 381             | 1 689   | 7 012      | 7 304   | 811       | 1 080       | 33 277      | 13 582         | 54 514           |    |     |      |         |      |        |      |       |      |
|   | 1965          |                    |         |            |         |           |             |             |                |                  |    |     |      |         |      |        |      |       |      |
|   | 1964 MD       | 1 282              | 141     | 584        | 609     | 68        | 90          | 2 773       | 1 132          | 4 543            |    |     |      |         |      |        |      |       |      |
|   | Jan. 65       | 1 281              | 145     | 603        | 653     | 78        | 105         | 2 865       | 1 115          |                  |    |     |      |         |      |        |      |       |      |
|   | Febr. "       | 1 233              | 145     | 571        | 640     | 81        | 96          | 2 766       | 1 153          |                  |    |     |      |         |      |        |      |       |      |
| Schrott für<br>a) Thomasstahl<br>b) SM-Stahl                        | März "        | 1 384              | 151     | 645        | 743     | 81        | 118         | 3 121       | a) 1 411       |                  |    |     |      |         |      |        |      |       |      |
|   | April "       | 1 241              | 157     | 609        | 728     | 82        | 107         | 2 924       | 1 138          |                  |    |     |      |         |      |        |      |       |      |
|   | Mai "         | 1 300              | 158     | 597        | 725     | 81        | 106         | 2 967       | 1 141          |                  |    |     |      |         |      |        |      |       |      |
|   | Juni "        | 1 187              | 153     | 612        | 727     | 78        | 108         | 2 865       | a) 1 397       |                  |    |     |      |         |      |        |      |       |      |
|   | Juli "        | 1 254              | 110     | 502        | 736     | 83        | 99          | 2 784       | 900            |                  |    |     |      |         |      |        |      |       |      |
|   | Aug. "        | 1 273              | 146     | 413        | 544     | 73        | 95          | 2 545       | 977            |                  |    |     |      |         |      |        |      |       |      |
|   | Sept. "       | 1 212              | 163     | 615        | 739     | 82        | 108         | 2 919       | a) 1 442       |                  |    |     |      |         |      |        |      |       |      |
|   | Okt. "        | 1 263              | 170     | 610        | 774     | 84        | 116         | 3 017       | 1 116          |                  |    |     |      |         |      |        |      |       |      |
|   | Nov. "        | 1 191              |         |            |         |           |             |             |                |                  |    |     |      |         |      |        |      |       |      |
|   | Dez. "        |                    |         |            |         |           |             |             |                |                  |    |     |      |         |      |        |      |       |      |
|   |               | a                  | b       | a          | b       | a         | b           | a           | b              | a                | b  |     |      |         |      |        |      |       |      |
|   | 1960          | 735                | 10864   | 622        | 560     | 724       | 4255        | -           | 2861           | 612              | -  | 616 | 2694 | 19155   | 94   | 10964  | -    | 34968 |      |
|   | 1962          | 737                | 10066   | 587        | 471     | 755       | 4030        | 34          | 2938           | 666              | -  | 517 | 2778 | 18023   | 114  | 8882   | -    | 32620 |      |
|   | 1963          | 890                | 9546    | 747        | 463     | 778       | 3923        | 51          | 3027           | 694              | -  | 433 | 3160 | 17393   | 110  | 9162   | -    | 36029 |      |
|   | 1964          | 906                | 10909   | 817        | 427     | 898       | 4219        | 36          | 2862           | 738              | -  | 377 | 3390 | 18794   | 101  | 9509   | -    | 38818 |      |
|   | 1965          |                    |         |            |         |           |             |             |                |                  |    |     |      |         |      |        |      |       |      |
| 1964 MD   | 75            | 909                | 68      | 36         | 75      | 352       | 3           | 238         | 61             | -                | 31 | 282 | 1566 | 8       | 92   | -      | 3235 |       |      |
| Jan. 65   | 65            | 882                | 67      | 35         | 73      | 355       | -           | 244         | 68             | -                | 37 | 273 | 1554 |         | 728  |        |      |       |      |
| Febr. "   | 65            | 852                | 67      | 34         | 79      | 311       | -           | 233         | 70             | -                | 34 | 281 | 1464 |         | 749  |        |      |       |      |
| März "  | 69            | 964                | 66      | 38         | 82      | 366       | -           | 272         | 69             | -                | 41 | 286 | 1681 | a) 1931 |      |        |      |       |      |
| April "   | 61            | 856                | 69      | 41         | 73      | 353       | -           | 260         | 71             | -                | 40 | 274 | 1550 |         | 745  |        |      |       |      |
| Mai "   | 65            | 897                | 71      | 38         | 76      | 342       | -           | 250         | 69             | -                | 45 | 281 | 1572 |         | 737  |        |      |       |      |
| Juni "  | 61            | 806                | 66      | 36         | 74      | 355       | -           | 231         | 68             | -                | 46 | 269 | 1474 | a) 1886 |      |        |      |       |      |
| Juli "  | 63            | 846                | 56      | 20         | 71      | 274       | -           | 228         | 70             | -                | 44 | 260 | 1412 |         | 560  |        |      |       |      |
| Aug. "  | 60            | 876                | 61      | 24         | 48      | 248       | -           | 167         | 60             | -                | 38 | 229 | 1354 |         | 611  |        |      |       |      |
| Sept. "   | 56            | 825                | 66      | 28         | 77      | 342       | -           | 229         | 67             | -                | 40 | 266 | 1464 | a) 1897 |      |        |      |       |      |
| Okt. "  | 61            | 860                | 71      | 30         | 79      | 339       | -           | 234         | 70             | -                | 44 | 281 | 1507 |         | 664  |        |      |       |      |
| Nov. "  | 60            | 826                |         |            |         |           |             |             |                |                  |    |     |      |         |      |        |      |       |      |
| Dez. "  |               |                    |         |            |         |           |             |             |                |                  |    |     |      |         |      |        |      |       |      |
| Schrott für<br>a) Elektro<br>b) Sonst. Stahl                        | 1960          | 1748               | 143     | 275        | -       | 1173      | 36          | 3324        | -              | 18               | -  | 207 | 180  | 6745    | 357  | 1684   | 108  | 6951  | 951  |
|   | 1962          | 2109               | 241     | 324        | -       | 1207      | 171         | 3918        | -              | 15               | -  | 225 | 289  | 7755    | 723  | 1485   | 152  | 7603  | 1432 |
|   | 1963          | 2288               | 470     | 181        | 20      | 1167      | 338         | 4376        | -              | 13               | 22 | 219 | 391  | 8244    | 1241 | 2129   | 443  | 9424  | 2583 |
|   | 1964          | 2637               | 930     | 314        | 131     | 1273      | 627         | 4336        | 70             | 17               | 56 | 225 | 478  | 8802    | 2291 | 3038   | 942  | 10677 | 5019 |
|   | 1965          |                    |         |            |         |           |             |             |                |                  |    |     |      |         |      |        |      |       |      |
|   | 1964 MD       | 220                | 77      | 26         | 11      | 106       | 52          | 361         | 6              | 1                | 5  | 19  | 40   | 733     | 191  | 253    | 78   | 890   | 418  |
|   | Jan. 65       | 228                | 105     | 29         | 14      | 107       | 68          | 365         | 44             | 1                | 9  | 19  | 49   | 749     | 289  | 267    |      |       |      |
|   | Febr. "       | 223                | 93      | 29         | 15      | 111       | 70          | 358         | 49             | 2                | 9  | 19  | 43   | 742     | 279  | 282    |      |       |      |
|   | März "        | 253                | 97      | 29         | 18      | 124       | 73          | 415         | 56             | 2                | 10 | 25  | 52   | 848     | 306  | a) 348 |      |       |      |
|   | April "       | 221                | 103     | 29         | 18      | 120       | 63          | 404         | 64             | 1                | 10 | 17  | 50   | 792     | 308  | 282    |      |       |      |
|   | Mai "         | 246                | 92      | 31         | 18      | 113       | 66          | 411         | 64             | 2                | 10 | 13  | 48   | 816     | 298  | 289    |      |       |      |
|   | Juni "        | 223                | 97      | 31         | 20      | 118       | 65          | 420         | 76             | 2                | 8  | 15  | 47   | 809     | 313  | a) 344 |      |       |      |
|   | Juli "        | 241                | 104     | 15         | 19      | 106       | 51          | 439         | 69             | 2                | 11 | 14  | 41   | 817     | 295  | 227    |      |       |      |
|   | Aug. "        | 231                | 106     | 29         | 32      | 53        | 64          | 318         | 59             | 2                | 11 | 8   | 49   | 641     | 321  | 247    |      |       |      |
|   | Sept. "       | 235                | 96      | 29         | 40      | 125       | 71          | 434         | 76             | 2                | 13 | 19  | 49   | 844     | 345  | a) 370 |      |       |      |
|   | Okt. "        | 237                | 105     | 27         | 42      | 125       | 67          | 448         | 92             | 1                | 13 | 20  | 52   | 858     | 371  | 317    |      |       |      |
| Nov. "  | 215           | 90                 |         |            |         |           |             |             |                |                  |    |     |      |         |      |        |      |       |      |
| Dez. "  |               |                    |         |            |         |           |             |             |                |                  |    |     |      |         |      |        |      |       |      |
| Verbrauch unabh.<br>Stahlgießereien<br>a) Roheisen 2)<br>b) Schrott | 1960          | 17                 | 363     | 5          | 80      | 9         | 240         | 1           | 40             | -                | -  | 0   | 8    | 33      | 731  | .      | .    | .     | .    |
|   | 1962          | 14                 | 377     | 6          | 102     | 16        | 270         | 1           | 50             | -                | -  | 0   | 7    | 38      | 806  | .      | .    | .     | .    |
|   | 1963          | 12                 | 336     | 5          | 85      | 15        | 255         | 1           | 39             | -                | -  | 0   | 7    | 32      | 720  | .      | .    | .     | .    |
|   | 1964          | 12                 | 367     | 4          | 78      | 23        | 265         | 1           | 46             | -                | -  | 0   | 6    | 41      | 763  | .      | .    | .     | .    |
|   | 1965          |                    |         |            |         |           |             |             |                |                  |    |     |      |         |      |        |      |       |      |
|   | 1964 VjD      | 3                  | 92      | 1          | 20      | 6         | 66          | 0           | 12             | -                | -  | -   | 0    | 10      | 191  |        |      |       |      |
|   | 1.Vj.65       | 3                  | 98      | 1          | 22      | 6         | 73          | 0           | 10             | -                | -  | 0   | 2    | 10      | 204  |        |      |       |      |
|   | 2. " "        | 3                  | 95      | 1          | 22      | 5         | 69          | 0           | 10             | -                | -  | 0   | 2    | 8       | 197  |        |      |       |      |

1) Ohne unabhängige Stahlgießereien. 2) Einschl. Spiegeleisen u. Hochofen-Ferro-Mangan. 3) Verbrauchsangaben nur für 99 % der Rohstahlerzeugung.

## Verbrauch

## je t Roheisenerzeugung

## je t Rohstahlerzeugung

Maßeinheit: kg

| Jahr<br>Monat | Montanunion-Länder |         |            |         |           |             |              |           | Vergleichsländer |                                   | Montanunion-Länder |            |         |           |             |              |           |      | Vergleichsländer |  |
|---------------|--------------------|---------|------------|---------|-----------|-------------|--------------|-----------|------------------|-----------------------------------|--------------------|------------|---------|-----------|-------------|--------------|-----------|------|------------------|--|
|               | Bundesrep.         | Belgien | Frankreich | Italien | Luxemburg | Niederlande | MONTAN-UNION | Großbrit. | USA              | Bundesrep.                        | Belgien            | Frankreich | Italien | Luxemburg | Niederlande | MONTAN-UNION | Großbrit. | USA  |                  |  |
| Eisenerze 1)  |                    |         |            |         |           |             |              |           |                  | Roheisen                          |                    |            |         |           |             |              |           |      |                  |  |
| 1962          | 1 901              | 2 238   | 2 836      | 1 845   | 3 492     | 1 465       | 2 252        | 1994      | 1597             | 676                               | 925                | 735        | 391     | 937       | 591         | 688          | 591       | 618  |                  |  |
| 1963          | 1 581              | 2 120   | 2 727      | 1 465   | 3 505     | 1 508       | 2 077        | 1962      | 1567             | 666                               | 934                | 739        | 376     | 929       | 644         | 685          | 590       | 609  |                  |  |
| 1964          | 1 533              | 1 968   | 2 655      | 1 472   | 3 238     | 1 496       | 1 996        | 1916      | 1516             | 669                               | 926                | 737        | 360     | 932       | 606         | 691          | 659       | 625  |                  |  |
| 1965          |                    |         |            |         |           |             |              |           |                  |                                   |                    |            |         |           |             |              |           |      |                  |  |
| Jan. 65       | 1 528              | } 1 927 | 2 689      | 1 561   | 3 291     | 1 488       | 1 993        | 1898      |                  | } 672                             | 919                | 733        | 413     | 910       | 686         | 690          | 598       |      |                  |  |
| Febr.         | 1 626              |         |            |         |           |             |              | 1924      |                  |                                   |                    |            |         |           |             |              |           |      |                  |  |
| März          | 1 530              | } 1 897 | 2 641      | 1 546   | 3 268     | 1 506       | 1 970        | 1890      |                  | } 672                             | 910                | 732        | 416     | 914       | 685         | 687          | 588       |      |                  |  |
| Apr.          | 1 499              |         |            |         |           |             |              | 1876      |                  |                                   |                    |            |         |           |             |              |           |      |                  |  |
| Mai           | 1 514              |         |            |         |           |             |              | 1856      |                  |                                   |                    |            |         |           |             |              |           |      |                  |  |
| Juni          | 1 533              |         |            |         |           |             |              | 1 493     |                  |                                   |                    |            |         |           |             |              |           |      |                  |  |
| Juli          | 1 527              | } 1 875 |            |         | 3 290     | 1 607       |              | 1866      |                  | } 679                             |                    | 749        |         | 916       | 692         |              | 600       |      |                  |  |
| Aug.          | 1 516              |         |            |         |           |             |              | 1843      |                  |                                   |                    |            |         |           |             |              |           |      |                  |  |
| Sept.         | 1 526              |         |            |         |           |             |              | 1859      |                  |                                   |                    |            |         |           |             |              |           |      |                  |  |
| Okt.          | 1 515              |         |            |         |           |             |              | 1908      |                  |                                   |                    |            |         |           |             |              |           |      |                  |  |
| Nov.          | 1 499              |         |            |         |           |             |              |           |                  |                                   |                    |            |         |           |             |              |           |      |                  |  |
| Dez.          |                    |         |            |         |           |             |              |           |                  |                                   |                    |            |         |           |             |              |           |      |                  |  |
| Manganerze    |                    |         |            |         |           |             |              |           |                  | Schrott für Rohstahl insgesamt +) |                    |            |         |           |             |              |           |      |                  |  |
| 1962          | 17                 | 22      | 42         | 24      | 14        | 27          | 27           | 28        | 16               | 404                               | 190                | 354        | 729     | 174       | 494         | 403          | 511       | 471  |                  |  |
| 1963          | 22                 | 24      | 42         | 16      | 10        | 13          | 28           | 20        | 13               | 418                               | 191                | 356        | 725     | 182       | 440         | 410          | 518       | 489  |                  |  |
| 1964          | 24                 | 29      | 43         | 19      | 10        | 6           | 28           | 24        | 14               | 418                               | 195                | 359        | 753     | 178       | 411         | 406          | 510       | 477  |                  |  |
| 1965          |                    |         |            |         |           |             |              |           |                  |                                   |                    |            |         |           |             |              |           |      |                  |  |
| Jan. 65       |                    | } 20    | 26         | 41      | 10        | 5           | 24           |           |                  | 410                               | 199                | 361        | 695     | 204       | 402         | 403          | 507       |      |                  |  |
| Febr.         |                    |         |            |         |           |             |              |           |                  | 411                               | 202                | 361        | 692     | 214       | 417         | 405          | 506       |      |                  |  |
| März          |                    | } 26    | 26         | 47      | 7         | 10          | 2            | 28        |                  | 411                               | 192                | 367        | 713     | 209       | 426         | 410          | 513       |      |                  |  |
| Apr.          |                    |         |            |         |           |             |              |           |                  |                                   | 413                | 207        | 370     | 697       | 209         | 404          | 411       | 513  |                  |  |
| Mai           |                    |         |            |         |           |             |              |           |                  |                                   | 415                | 210        | 360     | 694       | 207         | 409          | 410       | 523  |                  |  |
| Juni          |                    |         |            |         |           |             |              |           |                  |                                   | 403                | 203        | 364     | 692       | 207         | 424          | 405       | 520  |                  |  |
| Juli          |                    | } 24    | 24         | 48      | 8         | 2           |              | 398       | 170              | 346                               | 685                | 209        | 416     | 400       | 510         |              |           |      |                  |  |
| Aug.          |                    |         |            |         |           |             |              | 405       | 198              | 338                               | 630                | 207        | 368     | 388       | 511         |              |           |      |                  |  |
| Sept.         |                    |         |            |         |           |             |              | 405       | 202              | 362                               | 656                | 213        | 401     | 401       | 518         |              |           |      |                  |  |
| Okt.          |                    |         |            |         |           |             |              | 412       | 206              | 354                               | 653                | 214        | 423     | 404       | 527         |              |           |      |                  |  |
| Nov.          |                    |         |            |         |           |             |              |           |                  |                                   |                    |            |         |           |             |              |           |      |                  |  |
| Dez.          |                    |         |            |         |           |             |              |           |                  |                                   |                    |            |         |           |             |              |           |      |                  |  |
| Sinter        |                    |         |            |         |           |             |              |           |                  | Schrott für Thomasstahl           |                    |            |         |           |             |              |           |      |                  |  |
| 1962          | 1 058              | 719     | 722        | 684     | 889       | 1 263       | 898          | 1143      | 958              | 41                                | 92                 | 75         | -       | 170       | -           | 81           | 63        | -    |                  |  |
| 1963          | 1 090              | 741     | 1 003      | 677     | 1 233     | 1 370       | 1 010        | 1208      | 986              | 72                                | 113                | 79         | -       | 178       | -           | 95           | 64        | -    |                  |  |
| 1964          | 1 054              | 810     | 1 092      | 700     | 1 139     | 1 424       | 1 031        | 1217      | 992              | 74                                | 113                | 85         | 80      | 175       | -           | 98           | 70        | -    |                  |  |
| 1965          |                    |         |            |         |           |             |              |           |                  |                                   |                    |            |         |           |             |              |           |      |                  |  |
| Jan. 65       | 1 086              | } 862   | 1 093      | 897     | 1 120     | 1 357       | 1 055        | 1235      |                  | 70                                | 114                | 84         | -       | 198       | -           | 100          | .         |      |                  |  |
| Febr.         | 1 080              |         |            |         |           |             |              |           |                  | 1213                              |                    | 73         | 118     | 95        | -           | 206          | -         | 107  | .                |  |
| März          | 1 079              | } 876   | 1 147      | 951     | 1 142     | 1 351       | 1 076        | 1230      |                  | 68                                | 106                | 87         | -       | 202       | -           | 98           | .         |      |                  |  |
| Apr.          | 1 068              |         |            |         |           |             |              |           |                  | 1221                              |                    | 68         | 116     | 84        | -           | 203          | -         | 101  | .                |  |
| Mai           | 1 101              |         |            |         |           |             |              |           |                  | 1216                              |                    | 70         | 120     | 85        | -           | 198          | -         | 102  | .                |  |
| Juni          | 1 106              |         |            |         |           |             |              |           |                  | 1191                              |                    | 68         | 114     | 83        | -           | 201          | -         | 99   | .                |  |
| Juli          | 1 100              | } 826   | 1 210      |         | 1 145     | 1 311       | 1 355        | 1189      |                  | 67                                | 110                | 86         | -       | 201       | -           | 99           | .         |      |                  |  |
| Aug.          | 1 123              |         |            |         |           |             |              |           |                  | 1249                              |                    | 66         | 112     | 75        | -           | 197          | -         | 96   | .                |  |
| Sept.         | 1 122              |         |            |         |           |             |              |           |                  | 1242                              |                    | 64         | 115     | 85        | -           | 200          | -         | 99   | .                |  |
| Okt.          | 1 139              |         |            |         |           |             |              |           |                  | 1222                              |                    | 68         | 120     | 86        | -           | 204          | -         | 102  | .                |  |
| Nov.          | 1 164              |         |            |         |           |             |              |           |                  |                                   |                    |            |         |           |             |              |           |      |                  |  |
| Dez.          |                    |         |            |         |           |             |              |           |                  |                                   |                    |            |         |           |             |              |           |      |                  |  |
| Schrott       |                    |         |            |         |           |             |              |           |                  | Schrott für Siemens-Martin-Stahl  |                    |            |         |           |             |              |           |      |                  |  |
| 1962          | 34                 | 47      | 63         | 9       | 30        | -           | 40           | 103       | 54               | 669                               | 931                | 818        | 569     | -         | 631         | 681          | 523       | 434  |                  |  |
| 1963          | 33                 | 47      | 58         | 5       | 25        | -           | 38           | 105       | 55               | 681                               | 935                | 822        | 574     | -         | 604         | 625          | 527       | 448  |                  |  |
| 1964          | 29                 | 34      | 44         | 5       | 37        | -           | 32           | 96        | 53               | 648                               | 953                | 815        | 586     | -         | 642         | 673          | 506       | 437  |                  |  |
| 1965          |                    |         |            |         |           |             |              |           |                  |                                   |                    |            |         |           |             |              |           |      |                  |  |
| Jan. 65       | 28                 | 28      | 38         | 5       | 37        | -           | 28           | 91        |                  | 638                               | 921                | 816        | 541     | -         | 685         | 658          | 510       |      |                  |  |
| Febr.         | 29                 | 26      | 36         | 5       | 41        | -           | 28           | 94        |                  | 638                               | 971                | 779        | 561     | -         | 756         | 657          | 504       |      |                  |  |
| März          | 27                 | 25      | 33         | 5       | 8         | -           | 24           | 98        |                  | 647                               | 950                | 832        | 590     | -         | 683         | 675          | 513       |      |                  |  |
| Apr.          | 29                 | 25      | 33         | 5       | 17        | -           | 26           | 96        |                  | 647                               | 1025               | 833        | 578     | -         | 678         | 675          | 516       |      |                  |  |
| Mai           | 27                 | 24      | 30         | 5       | 22        | -           | 24           | 99        |                  | 638                               | 1027               | 822        | 558     | -         | 692         | 663          | 522       |      |                  |  |
| Juni          | 25                 | 25      | 39         | 4       | 24        | -           | 26           | 94        |                  | 636                               | 973                | 824        | 570     | -         | 687         | 668          | 521       |      |                  |  |
| Juli          | 23                 | 29      | 30         | 2       | 25        | -           | 23           | 92        |                  | 643                               | 952                | 811        | 559     | -         | 603         | 655          | 501       |      |                  |  |
| Aug.          | 22                 | 25      | 23         | 4       | 22        | -           | 20           | 92        |                  | 652                               | 923                | 795        | 484     | -         | 594         | 648          | 501       |      |                  |  |
| Sept.         | 25                 | 30      | 35         | 4       | 17        | -           | 25           | 95        |                  | 649                               | 933                | 816        | 531     | -         | 580         | 659          | 512       |      |                  |  |
| Okt.          | 22                 | 29      | 24         | 2       | 14        | -           | 20           | 94        |                  | 661                               | 968                | 807        | 513     | -         | 638         | 662          | 506       |      |                  |  |
| Nov.          |                    |         |            |         |           |             |              |           |                  |                                   |                    |            |         |           |             |              |           |      |                  |  |
| Dez.          |                    |         |            |         |           |             |              |           |                  |                                   |                    |            |         |           |             |              |           |      |                  |  |
| Koks          |                    |         |            |         |           |             |              |           |                  | Schrott für Elektrostahl          |                    |            |         |           |             |              |           |      |                  |  |
| 1962          | 748                | 764     | 917        | 664     | 1 056     | 700         | 814          | 774       | 711              | 934                               | 875                | 857        | 1089    | 1399      | 1938        | 970          | 986       | 1019 |                  |  |
| 1963          | 719                | 758     | 846        | 620     | 963       | 657         | 768          | 719       | 690              | 966                               | 770                | 852        | 1045    | 1227      | 1645        | 980          | 1001      | 1029 |                  |  |
| 1964          | 696                | 701     | 806        | 640     | 888       | 623         | 733          | 698       | 676              | 979                               | 875                | 845        | 1048    | 1246      | 1100        | 982          | 1017      | 1016 |                  |  |
| 1965          |                    |         |            |         |           |             |              |           |                  |                                   |                    |            |         |           |             |              |           |      |                  |  |
| Jan. 65       |                    | } 679   | 664        | 798     | 633       | 861         | 589          | 715       | 679              | 979                               | 879                | 817        | 1058    | 1250      | 1056        | 980          | 1019      |      |                  |  |
| Febr.         |                    |         |            |         |           |             |              |           |                  |                                   |                    | 970        | 906     | 822       | 1050        | 1333         | 1118      | 975  | 1029             |  |
| März          |                    | } 676   | 661        | 784     | 784       | 854         | 570          | 707       | 671              | 966                               | 935                | 816        | 1038    | 1286      | 1136        | 970          | 1018      |      |                  |  |
| Apr.          |                    |         |            |         |           |             |              |           |                  |                                   |                    | 978        | 935     | 822       | 1052        | 1063         | 981       | 1025 |                  |  |
| Mai           |                    |         |            |         |           |             |              |           |                  |                                   |                    | 976        | 969     | 843       | 1041        | 1083         | 983       | 1025 |                  |  |
| Juni          |                    |         |            |         |           |             |              |           |                  |                                   |                    | 974        | 1033    | 855       | 1044        | 1071         | 990       | 1030 |                  |  |
| Juli          |                    | } 661   | 660        | 774     |           | 870         | 535          |           | 688              | 972                               | 833                | 883        | 1043    | 1000      | 990         | 1001         | 1041      |      |                  |  |
| Aug.          |                    |         |            |         |           |             |              |           |                  |                                   |                    | 979        | 935     | 757       | 1060        | 1000         | 986       | 1047 |                  |  |
| Sept.         |                    |         |            |         |           |             |              |           |                  |                                   |                    | 987        | 935     | 833       | 1043        | 1056         | 985       | 1025 |                  |  |
| Okt.          |                    |         |            |         |           |             |              |           |                  |                                   |                    | 988        | 931     | 856       | 1047        | 1053         | 991       | 1050 |                  |  |
| Nov.          |                    |         |            |         |           |             |              |           |                  |                                   |                    |            |         |           |             |              |           |      |                  |  |
| Dez.          |                    |         |            |         |           |             |              |           |                  |                                   |                    |            |         |           |             |              |           |      |                  |  |

1) In Hochöfen u. Sinteranlagen.

+ ) Ohne unabhängige Stahlgießereien.

|       |                           |          |            |         |           |         |             |                  |                           |          |            |         |           |         |             |                  |
|-------|---------------------------|----------|------------|---------|-----------|---------|-------------|------------------|---------------------------|----------|------------|---------|-----------|---------|-------------|------------------|
| Jahr  | Bundesrep.<br>o. Saarland | Saarland | Frankreich | Belgien | Luxemburg | Italien | Niederlande | MONTAN-<br>UNION | Bundesrep.<br>o. Saarland | Saarland | Frankreich | Belgien | Luxemburg | Italien | Niederlande | MONTAN-<br>UNION |
| Monat | 2)                        |          |            |         |           |         |             |                  | 2)                        |          |            |         |           |         |             |                  |

[illegible][illegible][illegible]

1) Kohle/Koks = t/t (einschl. Braunkohle) 2) Ab 6.7.1959 einschl. Saarland.  
a) Nur Januar - Juni.



# Außenhandel

19

Maßeinheit: 1000 t

| Jahr<br>Monat | Bundesrepublik | Frankreich | Belgien /<br>Luxemburg | Italien | Niederlande | MONTANUNION | Bundesrepublik | Frankreich | Belgien /<br>Luxemburg | Italien | Niederlande | MONTANUNION |
|---------------|----------------|------------|------------------------|---------|-------------|-------------|----------------|------------|------------------------|---------|-------------|-------------|
|               | 1)             | 2)         |                        |         |             |             | 1)             | 2)         |                        |         |             |             |

## Rohblöcke und Halbzeug

| Einfuhr   |    | I N S G E S A M T |     |     |     |     | aus MONTANUNION-LÄNDERN  |     |     |     |     |     |       |
|-----------|----|-------------------|-----|-----|-----|-----|--------------------------|-----|-----|-----|-----|-----|-------|
| 1959      |    | 283               | 366 | 90  | 201 | 93  | 1 031                    | 229 | 359 | 57  | 104 | 86  | 834   |
| 1960      |    | 581               | 758 | 81  | 629 | 169 | 2 217                    | 388 | 675 | 43  | 224 | 114 | 1 446 |
| 1961      |    | 299               | 790 | 93  | 774 | 116 | 2 074                    | 259 | 635 | 86  | 360 | 27  | 1 369 |
| 1962      |    | 242               | 651 | 98  | 448 | 59  | 1 496                    | 210 | 627 | 69  | 244 | 31  | 1 183 |
| 1963      |    | 232               | 674 | 159 | 607 | 96  | 1 763                    | 196 | 641 | 113 | 296 | 43  | 1 290 |
| 1964      |    | 522               | 693 | 373 | 331 | 145 | 2 067                    | 438 | 671 | 329 | 234 | 68  | 1 742 |
| 1965      |    |                   |     |     |     |     |                          |     |     |     |     |     |       |
| Januar    | 65 | 35                | 49  | 20  | 32  | 5   | 140                      | 32  | 48  | 14  | 13  | 2   | 109   |
| Februar   | "  | 31                | 55  | 20  | 30  | 9   | 144                      | 29  | 55  | 13  | 19  | 2   | 117   |
| März      | "  | 34                | 60  | 24  | 14  | 14  | 146                      | 33  | 59  | 24  | 14  | 8   | 138   |
| April     | "  | 32                | 55  | 26  | 10  | 11  | 135                      | 30  | 55  | 23  | 8   | 5   | 123   |
| Mai       | "  | 37                | 51  | 18  | 10  | 9   | 127                      | 35  | 51  | 15  | 9   | 3   | 114   |
| Juni      | "  | 34                | 51  | 17  | 15  | 3   | 122                      | 33  | 50  | 17  | 13  | 3   | 116   |
| Juli      | "  | 36                |     |     |     |     |                          | 35  |     |     |     |     |       |
| August    | "  | 36                |     |     |     |     |                          | 36  |     |     |     |     |       |
| September | "  | 26                |     |     |     |     |                          | 24  |     |     |     |     |       |
| Oktober   | "  | 22                |     |     |     |     |                          | 20  |     |     |     |     |       |
| November  | "  |                   |     |     |     |     |                          |     |     |     |     |     |       |
| Dezember  | "  |                   |     |     |     |     |                          |     |     |     |     |     |       |
| Ausfuhr   |    | I N S G E S A M T |     |     |     |     | nach MONTANUNION-LÄNDERN |     |     |     |     |     |       |
| 1959      |    | 967               | 288 | 523 | 124 | 1   | 1 902                    | 378 | 138 | 310 | 43  | 0   | 870   |
| 1960      |    | 1 054             | 231 | 951 | 139 | 0   | 2 376                    | 626 | 149 | 641 | 22  | 0   | 1 439 |
| 1961      |    | 1 407             | 270 | 764 | 133 | 4   | 2 577                    | 667 | 177 | 529 | 7   | 4   | 1 383 |
| 1962      |    | 1 079             | 168 | 514 | 111 | 8   | 1 882                    | 633 | 105 | 425 | 1   | 6   | 1 172 |
| 1963      |    | 1 128             | 268 | 464 | 88  | 35  | 1 984                    | 722 | 138 | 427 | 0   | 16  | 1 304 |
| 1964      |    | 989               | 668 | 734 | 102 | 83  | 2 578                    | 568 | 438 | 623 | 26  | 78  | 1 734 |
| 1965      |    |                   |     |     |     |     |                          |     |     |     |     |     |       |
| Januar    | 65 | 92                | 51  | 59  | 6   | 5   | 212                      | 56  | 21  | 46  | 0   | 5   | 126   |
| Februar   | "  | 73                | 38  | 60  | 11  | 5   | 190                      | 35  | 22  | 43  | 0   | 5   | 108   |
| März      | "  | 110               | 36  | 68  | 12  | 5   | 233                      | 55  | 24  | 50  | 1   | 5   | 136   |
| April     | "  | 69                | 41  | 66  | 8   | 6   | 190                      | 46  | 28  | 51  | 0   | 6   | 132   |
| Mai       | "  | 63                | 35  | 57  | 8   | 2   | 164                      | 42  | 24  | 47  | 1   | 2   | 116   |
| Juni      | "  | 69                | 32  | 69  | 3   | 20  | 192                      | 39  | 17  | 52  | 1   | 9   | 118   |
| Juli      | "  | 94                |     |     |     |     |                          | 39  |     |     |     |     |       |
| August    | "  | 105               |     |     |     |     |                          | 33  |     |     |     |     |       |
| September | "  | 123               |     |     |     |     |                          | 46  |     |     |     |     |       |
| Oktober   | "  | 87                |     |     |     |     |                          | 42  |     |     |     |     |       |
| November  | "  |                   |     |     |     |     |                          |     |     |     |     |     |       |
| Dezember  | "  |                   |     |     |     |     |                          |     |     |     |     |     |       |

## Warmbreitband 3)

| Einfuhr   |    | I N S G E S A M T |     |     |       |     | aus MONTANUNION-LÄNDERN  |     |     |     |     |     |       |
|-----------|----|-------------------|-----|-----|-------|-----|--------------------------|-----|-----|-----|-----|-----|-------|
| 1959      |    | 344               | 140 | 68  | 279   | 1   | 834                      | 201 | 138 | 17  | 164 | 1   | 522   |
| 1960      |    | 417               | 313 | 101 | 345   | 2   | 1 177                    | 266 | 304 | 19  | 185 | 2   | 776   |
| 1961      |    | 320               | 263 | 81  | 395   | 1   | 1 039                    | 163 | 231 | 12  | 221 | 1   | 629   |
| 1962      |    | 531               | 311 | 164 | 570   | 10  | 1 594                    | 48  | 248 | 64  | 273 | 3   | 639   |
| 1963      |    | 463               | 443 | 228 | 922   | 163 | 2 205                    | 51  | 314 | 138 | 393 | 2   | 892   |
| 1964      |    | 584               | 493 | 215 | 1 079 | 79  | 2 449                    | 71  | 443 | 138 | 478 | 53  | 1 182 |
| 1965      |    |                   |     |     |       |     |                          |     |     |     |     |     |       |
| Januar    | 65 | 23                | 25  | 7   | 40    | 8   | 104                      | 2   | 25  | 5   | 24  | 7   | 64    |
| Februar   | "  | 44                | 35  | 14  | 107   | 1   | 201                      | 6   | 33  | 13  | 55  | 1   | 109   |
| März      | "  | 47                | 41  | 17  | 79    | 4   | 190                      | 10  | 39  | 13  | 45  | 4   | 112   |
| April     | "  | 43                | 36  | 20  | 65    | 4   | 170                      | 5   | 35  | 7   | 32  | 4   | 84    |
| Mai       | "  | 47                | 31  | 14  | 47    | 4   | 144                      | 13  | 30  | 11  | 24  | 4   | 84    |
| Juni      | "  | 33                | 31  | 13  | 56    | 3   | 136                      | 5   | 31  | 7   | 27  | 3   | 73    |
| Juli      | "  | 49                |     |     |       |     |                          | 9   |     |     |     |     |       |
| August    | "  | 36                |     |     |       |     |                          | 4   |     |     |     |     |       |
| September | "  | 45                |     |     |       |     |                          | 5   |     |     |     |     |       |
| Oktober   | "  | 49                |     |     |       |     |                          | 5   |     |     |     |     |       |
| November  | "  |                   |     |     |       |     |                          |     |     |     |     |     |       |
| Dezember  | "  |                   |     |     |       |     |                          |     |     |     |     |     |       |
| Ausfuhr   |    | I N S G E S A M T |     |     |       |     | nach MONTANUNION-LÄNDERN |     |     |     |     |     |       |
| 1959      |    | 146               | 109 | 173 | 17    | 235 | 680                      | 92  | 93  | 172 | 16  | 179 | 552   |
| 1960      |    | 224               | 59  | 297 | 63    | 342 | 986                      | 141 | 55  | 291 | 43  | 235 | 766   |
| 1961      |    | 158               | 120 | 265 | 13    | 231 | 787                      | 127 | 112 | 262 | 8   | 117 | 631   |
| 1962      |    | 247               | 108 | 272 | 15    | 120 | 781                      | 176 | 104 | 258 | 5   | 62  | 624   |
| 1963      |    | 331               | 112 | 269 | 14    | 366 | 1 079                    | 297 | 116 | 265 | 6   | 261 | 945   |
| 1964      |    | 468               | 170 | 382 | 10    | 412 | 1 442                    | 341 | 167 | 379 | 3   | 270 | 1 159 |
| 1965      |    |                   |     |     |       |     |                          |     |     |     |     |     |       |
| Januar    | 65 | 28                | 18  | 50  | -     | 30  | 126                      | 15  | 17  | 29  | -   | 13  | 75    |
| Februar   | "  | 30                | 22  | 28  | 4     | 25  | 109                      | 21  | 17  | 25  | 0   | 20  | 83    |
| März      | "  | 36                | 23  | 31  | 1     | 35  | 128                      | 27  | 17  | 31  | 0   | 12  | 87    |
| April     | "  | 31                | 20  | 48  | 4     | 37  | 141                      | 21  | 12  | 36  | -   | 8   | 78    |
| Mai       | "  | 24                | 35  | 32  | 1     | 25  | 118                      | 23  | 19  | 32  | 0   | 10  | 85    |
| Juni      | "  | 32                | 44  | 27  | 7     | 37  | 148                      | 21  | 18  | 27  | 2   | 12  | 80    |
| Juli      | "  | 38                |     |     |       |     |                          | 27  |     |     |     |     |       |
| August    | "  | 60                |     |     |       |     |                          | 26  |     |     |     |     |       |
| September | "  | 69                |     |     |       |     |                          | 19  |     |     |     |     |       |
| Oktober   | "  | 51                |     |     |       |     |                          | 22  |     |     |     |     |       |
| November  | "  |                   |     |     |       |     |                          |     |     |     |     |     |       |
| Dezember  | "  |                   |     |     |       |     |                          |     |     |     |     |     |       |

1) Bis 5.7.1959 ohne Saarland. 2) Bis 5.7.1959 einschl. Saarland. 3) Nur Massenstahl.

## Außenhandel

Maßeinheit: 1000 t

| Jahr<br>Monat | Bundesrepublik | Frankreich | Belgien /<br>Luxemburg | Italien | Niederlande | MONTANUNION | Bundesrepublik | Frankreich | Belgien /<br>Luxemburg | Italien | Niederlande | MONTANUNION |
|---------------|----------------|------------|------------------------|---------|-------------|-------------|----------------|------------|------------------------|---------|-------------|-------------|
|---------------|----------------|------------|------------------------|---------|-------------|-------------|----------------|------------|------------------------|---------|-------------|-------------|

2)

3)

2)

3)

## Walzstahlfertigerzeugnisse insgesamt 1)

| Einfuhr   |    | I N S G E S A M T |       |       |       |       | aus MONTANUNION-LÄNDERN  |       |       |       |       |       |       |
|-----------|----|-------------------|-------|-------|-------|-------|--------------------------|-------|-------|-------|-------|-------|-------|
| 1959      |    | 2 699             | 946   | 261   | 589   | 1 404 | 5 899                    | 2 359 | 932   | 227   | 491   | 1 301 | 5 309 |
| 1960      |    | 2 848             | 1 823 | 350   | 960   | 1 654 | 7 632                    | 2 440 | 1 797 | 303   | 802   | 1 529 | 6 869 |
| 1961      |    | 2 691             | 1 933 | 456   | 1 325 | 1 624 | 8 036                    | 2 307 | 1 906 | 417   | 1 110 | 1 503 | 7 243 |
| 1962      |    | 3 272             | 2 124 | 459   | 1 973 | 1 557 | 9 385                    | 2 752 | 2 041 | 372   | 1 555 | 1 457 | 8 158 |
| 1963      |    | 3 446             | 2 316 | 511   | 2 323 | 1 616 | 10 210                   | 2 839 | 2 189 | 406   | 1 746 | 1 457 | 8 633 |
| 1964      |    | 4 054             | 2 773 | 588   | 1 275 | 1 919 | 10 607                   | 3 507 | 2 677 | 534   | 989   | 1 790 | 9 496 |
| 1965      |    |                   |       |       |       |       |                          |       |       |       |       |       |       |
| Januar    | 65 | 338               | 286   | 48    | 54    | 163   | 830                      | 298   | 216   | 44    | 44    | 155   | 757   |
| Februar   | "  | 364               | 231   | 52    | 63    | 164   | 875                      | 322   | 222   | 48    | 52    | 157   | 802   |
| März      | "  | 406               | 232   | 53    | 75    | 170   | 936                      | 361   | 224   | 50    | 59    | 164   | 857   |
| April     | "  | 381               | 211   | 49    | 74    | 141   | 854                      | 336   | 196   | 45    | 59    | 132   | 765   |
| Mai       | "  | 377               | 219   | 49    | 65    | 129   | 837                      | 340   | 204   | 44    | 50    | 120   | 756   |
| Juni      | "  | 375               | 214   | 54    | 69    | 149   | 862                      | 329   | 202   | 50    | 54    | 139   | 774   |
| Juli      | "  | 409               |       |       |       |       |                          | 354   |       |       |       |       |       |
| August    | "  | 322               |       |       |       |       |                          | 284   |       |       |       |       |       |
| September | "  | 381               |       |       |       |       |                          | 329   |       |       |       |       |       |
| Oktober   | "  | 362               |       |       |       |       |                          | 310   |       |       |       |       |       |
| November  | "  |                   |       |       |       |       |                          |       |       |       |       |       |       |
| Dezember  | "  |                   |       |       |       |       |                          |       |       |       |       |       |       |
| Ausfuhr   |    | I N S G E S A M T |       |       |       |       | nach MONTANUNION-LÄNDERN |       |       |       |       |       |       |
| 1959      |    | 3 810             | 4 519 | 5 327 | 500   | 603   | 14 754                   | 1 196 | 1 811 | 2 004 | 59    | 213   | 5 282 |
| 1960      |    | 4 939             | 4 403 | 5 842 | 696   | 689   | 16 570                   | 2 270 | 1 859 | 2 457 | 65    | 302   | 6 953 |
| 1961      |    | 5 058             | 4 589 | 5 472 | 497   | 717   | 16 331                   | 2 533 | 2 045 | 2 302 | 44    | 298   | 7 228 |
| 1962      |    | 5 015             | 4 173 | 6 135 | 450   | 797   | 16 568                   | 2 666 | 2 037 | 2 936 | 64    | 383   | 8 086 |
| 1963      |    | 5 028             | 4 119 | 6 240 | 393   | 987   | 16 767                   | 2 681 | 2 024 | 3 269 | 95    | 461   | 8 529 |
| 1964      |    | 5 367             | 4 573 | 6 980 | 944   | 995   | 18 858                   | 2 829 | 2 082 | 3 755 | 347   | 476   | 9 489 |
| 1965      |    |                   |       |       |       |       |                          |       |       |       |       |       |       |
| Januar    | 65 | 494               | 410   | 645   | 123   | 82    | 1 754                    | 240   | 189   | 316   | 38    | 38    | 821   |
| Februar   | "  | 455               | 424   | 655   | 140   | 80    | 1 750                    | 200   | 196   | 305   | 52    | 31    | 781   |
| März      | "  | 561               | 464   | 643   | 178   | 101   | 1 943                    | 248   | 203   | 324   | 50    | 43    | 866   |
| April     | "  | 459               | 454   | 690   | 175   | 79    | 1 858                    | 189   | 199   | 301   | 48    | 40    | 775   |
| Mai       | "  | 496               | 454   | 575   | 152   | 95    | 1 770                    | 190   | 190   | 293   | 41    | 30    | 744   |
| Juni      | "  | 512               | 469   | 636   | 188   | 121   | 1 929                    | 188   | 196   | 319   | 46    | 45    | 795   |
| Juli      | "  | 498               |       |       |       |       |                          | 210   |       |       |       |       |       |
| August    | "  | 556               |       |       |       |       |                          | 199   |       |       |       |       |       |
| September | "  | 565               |       |       |       |       |                          | 211   |       |       |       |       |       |
| Oktober   | "  | 581               |       |       |       |       |                          | 226   |       |       |       |       |       |
| November  | "  |                   |       |       |       |       |                          |       |       |       |       |       |       |
| Dezember  | "  |                   |       |       |       |       |                          |       |       |       |       |       |       |

## Eisenbahnoberbaumaterial 4)

| Einfuhr   |    | I N S G E S A M T |     |     |     |    | aus MONTANUNION-LÄNDERN  |     |    |    |     |    |     |
|-----------|----|-------------------|-----|-----|-----|----|--------------------------|-----|----|----|-----|----|-----|
| 1959      |    | 16                | 11  | 1   | 74  | 63 | 168                      | 14  | 11 | 1  | 72  | 62 | 162 |
| 1960      |    | 6                 | 11  | 2   | 160 | 60 | 238                      | 6   | 11 | 2  | 148 | 60 | 226 |
| 1961      |    | 9                 | 12  | 3   | 180 | 64 | 268                      | 8   | 8  | 3  | 163 | 64 | 247 |
| 1962      |    | 4                 | 15  | 8   | 161 | 60 | 248                      | 3   | 9  | 2  | 130 | 60 | 205 |
| 1963      |    | 9                 | 16  | 23  | 83  | 48 | 179                      | 6   | 5  | 2  | 67  | 48 | 127 |
| 1964      |    | 10                | 31  | 4   | 20  | 50 | 115                      | 7   | 10 | 2  | 16  | 50 | 84  |
| 1965      |    |                   |     |     |     |    |                          |     |    |    |     |    |     |
| Januar    | 65 | 1                 | 4   | 0   | 1   | 3  | 9                        | 1   | 1  | 0  | 0   | 3  | 6   |
| Februar   | "  | 1                 | 4   | 0   | 0   | 4  | 11                       | 1   | 1  | 0  | 0   | 4  | 8   |
| März      | "  | 2                 | 2   | 0   | 1   | 6  | 11                       | 1   | 0  | 0  | 1   | 6  | 9   |
| April     | "  | 2                 | 4   | 0   | 1   | 6  | 13                       | 1   | 0  | 0  | 1   | 6  | 8   |
| Mai       | "  | 3                 | 6   | 1   | 1   | 5  | 16                       | 3   | 2  | 0  | 1   | 5  | 11  |
| Juni      | "  | 2                 | 4   | 0   | 0   | 5  | 13                       | 2   | 1  | 0  | 0   | 5  | 9   |
| Juli      | "  | 1                 |     |     |     |    |                          | 1   |    |    |     |    |     |
| August    | "  | 1                 |     |     |     |    |                          | 1   |    |    |     |    |     |
| September | "  | 2                 |     |     |     |    |                          | 2   |    |    |     |    |     |
| Oktober   | "  | 2                 |     |     |     |    |                          | 2   |    |    |     |    |     |
| November  | "  |                   |     |     |     |    |                          |     |    |    |     |    |     |
| Dezember  | "  |                   |     |     |     |    |                          |     |    |    |     |    |     |
| Ausfuhr   |    | I N S G E S A M T |     |     |     |    | nach MONTANUNION-LÄNDERN |     |    |    |     |    |     |
| 1959      |    | 180               | 151 | 121 | 9   | 12 | 475                      | 78  | 32 | 20 | 0   | 3  | 135 |
| 1960      |    | 256               | 187 | 114 | 26  | 10 | 595                      | 127 | 34 | 46 | 0   | 9  | 217 |
| 1961      |    | 228               | 198 | 106 | 16  | 6  | 556                      | 134 | 29 | 42 | 1   | 5  | 212 |
| 1962      |    | 224               | 216 | 128 | 7   | 1  | 577                      | 141 | 30 | 54 | 0   | 1  | 226 |
| 1963      |    | 173               | 124 | 113 | 11  | 5  | 429                      | 98  | 47 | 47 | 0   | 5  | 198 |
| 1964      |    | 124               | 95  | 66  | 8   | 6  | 300                      | 63  | 24 | 32 | 0   | 6  | 125 |
| 1965      |    |                   |     |     |     |    |                          |     |    |    |     |    |     |
| Januar    | 65 | 13                | 6   | 4   | 2   | 1  | 26                       | 6   | 1  | 2  | 0   | 1  | 10  |
| Februar   | "  | 10                | 5   | 7   | 1   | 1  | 25                       | 4   | 1  | 4  | -   | 1  | 11  |
| März      | "  | 12                | 8   | 6   | 1   | 0  | 27                       | 8   | 3  | 4  | 0   | 0  | 15  |
| April     | "  | 10                | 8   | 6   | 1   | 0  | 25                       | 5   | 3  | 4  | -   | 0  | 12  |
| Mai       | "  | 12                | 13  | 4   | 1   | 0  | 33                       | 5   | 2  | 3  | 0   | 0  | 12  |
| Juni      | "  | 10                | 11  | 11  | 2   | 1  | 37                       | 3   | 2  | 7  | -   | 1  | 14  |
| Juli      | "  | 21                |     |     |     |    |                          | 10  |    |    |     |    |     |
| August    | "  | 16                |     |     |     |    |                          | 5   |    |    |     |    |     |
| September | "  | 12                |     |     |     |    |                          | 2   |    |    |     |    |     |
| Oktober   | "  | 16                |     |     |     |    |                          | 3   |    |    |     |    |     |
| November  | "  |                   |     |     |     |    |                          |     |    |    |     |    |     |
| Dezember  | "  |                   |     |     |     |    |                          |     |    |    |     |    |     |

1) S.20-24 Eisenbahnoberbaumaterial bis Sonstige Bleche.

2) Bis 5.7.1959 ohne Saarland. 3) Bis 5.7.1959 einschl. Saarland.

4) Einschl. gebr. Schienen.

## Außenhandel

Maßeinheit: 1000 t

| Jahr<br>Monat | Bundesrepublik | Frankreich | Belgien /<br>Luxemburg | Italien | Niederlande | MONTANUNION | Bundesrepublik | Frankreich | Belgien /<br>Luxemburg | Italien | Niederlande | MONTANUNION |
|---------------|----------------|------------|------------------------|---------|-------------|-------------|----------------|------------|------------------------|---------|-------------|-------------|
|               | 1)             | 2)         |                        |         |             |             | 1)             | 2)         |                        |         |             |             |

## Schwere Profile (Formstahl, Breitflanschträger, Stahlspondwände)

| Einfuhr           |     |     |    |     |     |     | aus MONTANUNION-LÄNDERN  |     |    |     |     |     |
|-------------------|-----|-----|----|-----|-----|-----|--------------------------|-----|----|-----|-----|-----|
| I N S G E S A M T |     |     |    |     |     |     | nach MONTANUNION-LÄNDERN |     |    |     |     |     |
| 1959              | 199 | 67  | 5  | 29  | 160 | 459 | 195                      | 67  | 5  | 26  | 157 | 449 |
| 1960              | 209 | 165 | 11 | 57  | 219 | 660 | 204                      | 165 | 11 | 55  | 214 | 649 |
| 1961              | 210 | 248 | 25 | 1   | 209 | 803 | 190                      | 248 | 23 | 100 | 202 | 763 |
| 1962              | 209 | 279 | 20 | 192 | 231 | 932 | 183                      | 278 | 18 | 176 | 222 | 878 |
| 1963              | 259 | 212 | 33 | 222 | 233 | 966 | 217                      | 211 | 31 | 168 | 217 | 844 |
| 1964              | 344 | 249 | 37 | 9   | 268 | 990 | 322                      | 248 | 35 | 69  | 259 | 933 |
| 1965              |     |     |    |     |     |     |                          |     |    |     |     |     |
| Januar            | 65  | 29  | 14 | 3   | 5   | 26  | 79                       | 29  | 14 | 3   | 24  | 75  |
| Februar           | "   | 29  | 22 | 3   | 9   | 26  | 89                       | 28  | 22 | 3   | 25  | 86  |
| März              | "   | 30  | 20 | 3   | 8   | 26  | 86                       | 29  | 20 | 3   | 26  | 83  |
| April             | "   | 29  | 19 | 3   | 5   | 20  | 77                       | 28  | 19 | 3   | 19  | 73  |
| Mai               | "   | 34  | 18 | 4   | 5   | 20  | 80                       | 32  | 18 | 4   | 20  | 77  |
| Juni              | "   | 28  | 20 | 4   | 10  | 20  | 82                       | 26  | 20 | 4   | 19  | 76  |
| Juli              | "   | 35  |    |     |     |     |                          | 33  |    |     |     |     |
| August            | "   | 21  |    |     |     |     |                          | 20  |    |     |     |     |
| September         | "   | 25  |    |     |     |     |                          | 24  |    |     |     |     |
| Oktober           | "   | 25  |    |     |     |     |                          | 23  |    |     |     |     |
| November          | "   |     |    |     |     |     |                          |     |    |     |     |     |
| Dezember          | "   |     |    |     |     |     |                          |     |    |     |     |     |

| Ausfuhr           |     |     |     |    |    |       | nach MONTANUNION-LÄNDERN |     |     |    |   |     |
|-------------------|-----|-----|-----|----|----|-------|--------------------------|-----|-----|----|---|-----|
| I N S G E S A M T |     |     |     |    |    |       | nach MONTANUNION-LÄNDERN |     |     |    |   |     |
| 1959              | 374 | 412 | 559 | 3  | 4  | 1 355 | 100                      | 145 | 196 | 0  | 1 | 444 |
| 1960              | 472 | 318 | 625 | 3  | 7  | 1 427 | 228                      | 128 | 291 | 0  | 2 | 649 |
| 1961              | 617 | 329 | 599 | 2  | 9  | 1 558 | 302                      | 155 | 322 | 0  | 3 | 783 |
| 1962              | 675 | 279 | 688 | 1  | 9  | 1 653 | 375                      | 128 | 347 | 0  | 3 | 854 |
| 1963              | 607 | 279 | 719 | 6  | 4  | 1 615 | 325                      | 110 | 348 | 4  | 1 | 787 |
| 1964              | 657 | 349 | 809 | 44 | 8  | 1 867 | 323                      | 135 | 408 | 14 | 3 | 884 |
| 1965              |     |     |     |    |    |       |                          |     |     |    |   |     |
| Januar            | 65  | 58  | 34  | 76 | 4  | 0     | 172                      | 22  | 16  | 38 | 2 | 77  |
| Februar           | "   | 59  | 35  | 81 | 9  | 0     | 185                      | 22  | 17  | 31 | 5 | 76  |
| März              | "   | 62  | 41  | 74 | 8  | 1     | 187                      | 23  | 17  | 35 | 5 | 81  |
| April             | "   | 52  | 37  | 79 | 10 | 0     | 177                      | 21  | 18  | 31 | 5 | 74  |
| Mai               | "   | 57  | 35  | 67 | 8  | 1     | 169                      | 24  | 13  | 29 | 3 | 70  |
| Juni              | "   | 53  | 33  | 69 | 13 | 0     | 168                      | 20  | 16  | 29 | 4 | 70  |
| Juli              | "   | 62  |     |    |    |       |                          | 28  |     |    |   |     |
| August            | "   | 75  |     |    |    |       |                          | 29  |     |    |   |     |
| September         | "   | 68  |     |    |    |       |                          | 27  |     |    |   |     |
| Oktober           | "   | 57  |     |    |    |       |                          | 29  |     |    |   |     |
| November          | "   |     |     |    |    |       |                          |     |     |    |   |     |
| Dezember          | "   |     |     |    |    |       |                          |     |     |    |   |     |

## Leichte Profile (Stabstahl)

| Einfuhr           |     |     |     |     |     |       | aus MONTANUNION-LÄNDERN  |     |     |     |     |       |
|-------------------|-----|-----|-----|-----|-----|-------|--------------------------|-----|-----|-----|-----|-------|
| I N S G E S A M T |     |     |     |     |     |       | nach MONTANUNION-LÄNDERN |     |     |     |     |       |
| 1959              | 648 | 235 | 65  | 85  | 554 | 1 612 | 624                      | 225 | 59  | 66  | 542 | 1 516 |
| 1960              | 605 | 537 | 93  | 117 | 635 | 1 990 | 559                      | 527 | 87  | 90  | 608 | 1 872 |
| 1961              | 594 | 558 | 151 | 216 | 659 | 2 178 | 540                      | 546 | 141 | 180 | 616 | 2 024 |
| 1962              | 676 | 595 | 136 | 243 | 631 | 2 281 | 596                      | 579 | 115 | 188 | 593 | 2 071 |
| 1963              | 710 | 661 | 131 | 276 | 682 | 2 486 | 610                      | 639 | 114 | 220 | 630 | 2 227 |
| 1964              | 877 | 782 | 103 | 108 | 798 | 2 669 | 754                      | 762 | 96  | 89  | 727 | 2 428 |
| 1965              |     |     |     |     |     |       |                          |     |     |     |     |       |
| Januar            | 65  | 64  | 63  | 9   | 3   | 59    | 199                      | 55  | 61  | 9   | 57  | 184   |
| Februar           | "   | 75  | 61  | 9   | 4   | 67    | 216                      | 65  | 59  | 9   | 65  | 201   |
| März              | "   | 81  | 61  | 8   | 3   | 70    | 223                      | 70  | 57  | 8   | 68  | 205   |
| April             | "   | 82  | 59  | 9   | 5   | 57    | 211                      | 71  | 56  | 9   | 54  | 192   |
| Mai               | "   | 78  | 61  | 9   | 6   | 47    | 200                      | 69  | 57  | 9   | 44  | 183   |
| Juni              | "   | 79  | 58  | 9   | 4   | 59    | 210                      | 64  | 54  | 9   | 57  | 187   |
| Juli              | "   | 94  |     |     |     |       |                          | 79  |     |     |     |       |
| August            | "   | 68  |     |     |     |       |                          | 61  |     |     |     |       |
| September         | "   | 88  |     |     |     |       |                          | 73  |     |     |     |       |
| Oktober           | "   | 75  |     |     |     |       |                          | 64  |     |     |     |       |
| November          | "   |     |     |     |     |       |                          |     |     |     |     |       |
| Dezember          | "   |     |     |     |     |       |                          |     |     |     |     |       |

| Ausfuhr           |       |       |       |     |    |       | nach MONTANUNION-LÄNDERN |     |       |     |    |       |
|-------------------|-------|-------|-------|-----|----|-------|--------------------------|-----|-------|-----|----|-------|
| I N S G E S A M T |       |       |       |     |    |       | nach MONTANUNION-LÄNDERN |     |       |     |    |       |
| 1959              | 1 058 | 1 459 | 2 306 | 178 | 26 | 5 026 | 353                      | 482 | 619   | 16  | 15 | 1 484 |
| 1960              | 1 428 | 1 153 | 2 459 | 284 | 39 | 5 366 | 741                      | 327 | 767   | 17  | 24 | 1 879 |
| 1961              | 1 648 | 1 188 | 2 420 | 202 | 47 | 5 505 | 815                      | 474 | 654   | 10  | 30 | 1 983 |
| 1962              | 1 427 | 954   | 2 610 | 125 | 48 | 5 165 | 816                      | 354 | 802   | 12  | 36 | 2 020 |
| 1963              | 1 460 | 952   | 2 491 | 68  | 78 | 5 084 | 811                      | 277 | 910   | 25  | 70 | 2 124 |
| 1964              | 1 401 | 861   | 2 694 | 404 | 63 | 5 423 | 841                      | 252 | 1 012 | 233 | 55 | 2 393 |
| 1965              |       |       |       |     |    |       |                          |     |       |     |    |       |
| Januar            | 65    | 131   | 72    | 232 | 63 | 4     | 503                      | 74  | 23    | 80  | 19 | 201   |
| Februar           | "     | 114   | 80    | 249 | 56 | 4     | 504                      | 58  | 28    | 81  | 26 | 197   |
| März              | "     | 136   | 99    | 225 | 73 | 10    | 543                      | 72  | 23    | 79  | 23 | 200   |
| April             | "     | 121   | 87    | 285 | 88 | 6     | 587                      | 56  | 23    | 77  | 25 | 186   |
| Mai               | "     | 133   | 101   | 207 | 91 | 5     | 539                      | 60  | 27    | 67  | 21 | 179   |
| Juni              | "     | 112   | 91    | 236 | 96 | 8     | 543                      | 54  | 25    | 83  | 21 | 187   |
| Juli              | "     | 140   |       |     |    |       |                          | 61  |       |     |    |       |
| August            | "     | 128   |       |     |    |       |                          | 59  |       |     |    |       |
| September         | "     | 133   |       |     |    |       |                          | 63  |       |     |    |       |
| Oktober           | "     | 140   |       |     |    |       |                          | 67  |       |     |    |       |
| November          | "     |       |       |     |    |       |                          |     |       |     |    |       |
| Dezember          | "     |       |       |     |    |       |                          |     |       |     |    |       |

1) Bis 5.7.1959 ohne Saarland. 2) Bis 5.7.1959 einschl. Saarland.



## Außenhandel

Maßeinheit: 1000 t

| Jahr<br>Monat | Bundesrepublik | Frankreich | Belgien/<br>Luxemburg | Italien | Niederlande | MONTANUNION | Bundesrepublik | Frankreich | Belgien/<br>Luxemburg | Italien | Niederlande | MONTANUNION |
|---------------|----------------|------------|-----------------------|---------|-------------|-------------|----------------|------------|-----------------------|---------|-------------|-------------|
|---------------|----------------|------------|-----------------------|---------|-------------|-------------|----------------|------------|-----------------------|---------|-------------|-------------|

1)

2)

Walzdraht 3) 1) 2)

| Einfuhr   |    | I N S G E S A M T |     |     |     |     |       | aus MONTANUNION-LÄNDERN |     |     |     |     |     |
|-----------|----|-------------------|-----|-----|-----|-----|-------|-------------------------|-----|-----|-----|-----|-----|
| 1959      |    | 307               | 33  | 81  | 26  | 104 | 552   | 299                     | 33  | 80  | 19  | 104 | 535 |
| 1960      |    | 369               | 62  | 94  | 22  | 110 | 657   | 356                     | 62  | 91  | 17  | 110 | 636 |
| 1961      |    | 369               | 68  | 97  | 42  | 116 | 692   | 351                     | 68  | 94  | 36  | 116 | 665 |
| 1962      |    | 439               | 65  | 93  | 94  | 101 | 792   | 424                     | 65  | 85  | 56  | 99  | 729 |
| 1963      |    | 481               | 107 | 97  | 143 | 106 | 934   | 439                     | 106 | 83  | 111 | 104 | 843 |
| 1964      |    | 529               | 175 | 168 | 89  | 132 | 1 094 | 468                     | 167 | 147 | 63  | 131 | 977 |
| 1965      |    |                   |     |     |     |     |       |                         |     |     |     |     |     |
| Januar    | 65 | 49                | 13  | 10  | 3   | 11  | 87    | 42                      | 12  | 9   | 2   | 11  | 77  |
| Februar   | "  | 45                | 15  | 18  | 4   | 11  | 91    | 40                      | 14  | 16  | 2   | 10  | 81  |
| März      | "  | 59                | 14  | 18  | 5   | 10  | 106   | 53                      | 13  | 16  | 3   | 10  | 95  |
| April     | "  | 42                | 12  | 16  | 4   | 8   | 83    | 39                      | 11  | 13  | 2   | 8   | 73  |
| Mai       | "  | 47                | 13  | 13  | 2   | 7   | 82    | 42                      | 12  | 11  | 1   | 7   | 73  |
| Juni      | "  | 48                | 12  | 15  | 3   | 9   | 86    | 42                      | 11  | 13  | 1   | 9   | 76  |
| Juli      | "  | 47                |     |     |     |     |       | 44                      |     |     |     |     |     |
| August    | "  | 37                |     |     |     |     |       | 34                      |     |     |     |     |     |
| September | "  | 41                |     |     |     |     |       | 36                      |     |     |     |     |     |
| Oktober   | "  | 47                |     |     |     |     |       | 42                      |     |     |     |     |     |
| November  | "  |                   |     |     |     |     |       |                         |     |     |     |     |     |
| Dezember  | "  |                   |     |     |     |     |       |                         |     |     |     |     |     |

| Ausfuhr   |    | I N S G E S A M T |     |     |    |    |       | nach MONTANUNION-LÄNDERN |     |     |   |    |     |
|-----------|----|-------------------|-----|-----|----|----|-------|--------------------------|-----|-----|---|----|-----|
| 1959      |    | 359               | 489 | 275 | 49 | 39 | 1 211 | 92                       | 263 | 172 | 1 | 29 | 556 |
| 1960      |    | 340               | 499 | 333 | 54 | 56 | 1 283 | 130                      | 275 | 224 | 1 | 33 | 663 |
| 1961      |    | 362               | 646 | 273 | 21 | 48 | 1 351 | 141                      | 357 | 169 | 0 | 32 | 700 |
| 1962      |    | 348               | 636 | 312 | 28 | 50 | 1 375 | 137                      | 362 | 210 | 6 | 36 | 752 |
| 1963      |    | 446               | 631 | 372 | 10 | 48 | 1 507 | 214                      | 354 | 278 | 1 | 34 | 881 |
| 1964      |    | 516               | 764 | 439 | 27 | 90 | 1 836 | 211                      | 401 | 302 | 6 | 65 | 985 |
| 1965      |    |                   |     |     |    |    |       |                          |     |     |   |    |     |
| Januar    | 65 | 37                | 69  | 46  | 3  | 9  | 165   | 18                       | 31  | 23  | 1 | 7  | 81  |
| Februar   | "  | 34                | 76  | 41  | 7  | 2  | 161   | 14                       | 38  | 23  | 1 | 1  | 78  |
| März      | "  | 48                | 81  | 41  | 5  | 8  | 193   | 18                       | 40  | 26  | 1 | 7  | 93  |
| April     | "  | 39                | 85  | 40  | 6  | 9  | 179   | 13                       | 35  | 25  | 1 | 6  | 80  |
| Mai       | "  | 45                | 78  | 44  | 3  | 5  | 174   | 15                       | 28  | 25  | 1 | 4  | 73  |
| Juni      | "  | 40                | 78  | 38  | 6  | 12 | 174   | 12                       | 32  | 19  | 1 | 8  | 72  |
| Juli      | "  | 41                |     |     |    |    |       | 16                       |     |     |   |    |     |
| August    | "  | 64                |     |     |    |    |       | 15                       |     |     |   |    |     |
| September | "  | 57                |     |     |    |    |       | 18                       |     |     |   |    |     |
| Oktober   | "  | 52                |     |     |    |    |       | 18                       |     |     |   |    |     |
| November  | "  |                   |     |     |    |    |       |                          |     |     |   |    |     |
| Dezember  | "  |                   |     |     |    |    |       |                          |     |     |   |    |     |

## Bandstahl und Röhrenstreifen

| Einfuhr   |    | I N S G E S A M T |     |    |     |     | aus MONTANUNION-LÄNDERN |     |     |    |     |     |     |
|-----------|----|-------------------|-----|----|-----|-----|-------------------------|-----|-----|----|-----|-----|-----|
| 1959      |    | 223               | 121 | 16 | 49  | 89  | 498                     | 211 | 120 | 16 | 48  | 89  | 484 |
| 1960      |    | 218               | 195 | 19 | 67  | 101 | 603                     | 201 | 195 | 19 | 66  | 98  | 580 |
| 1961      |    | 231               | 171 | 20 | 92  | 107 | 621                     | 217 | 171 | 20 | 91  | 103 | 601 |
| 1962      |    | 228               | 182 | 17 | 119 | 118 | 663                     | 215 | 179 | 17 | 118 | 113 | 641 |
| 1963      |    | 253               | 200 | 16 | 199 | 125 | 795                     | 229 | 198 | 14 | 179 | 119 | 740 |
| 1964      |    | 320               | 249 | 18 | 97  | 175 | 859                     | 297 | 247 | 18 | 71  | 171 | 804 |
| 1965      |    |                   |     |    |     |     |                         |     |     |    |     |     |     |
| Januar    | 65 | 25                | 18  | 1  | 6   | 14  | 66                      | 24  | 18  | 1  | 6   | 14  | 64  |
| Februar   | "  | 23                | 19  | 1  | 4   | 13  | 60                      | 21  | 19  | 1  | 3   | 13  | 57  |
| März      | "  | 26                | 18  | 2  | 9   | 13  | 66                      | 24  | 18  | 2  | 7   | 13  | 63  |
| April     | "  | 25                | 14  | 2  | 6   | 10  | 56                      | 24  | 14  | 2  | 5   | 10  | 55  |
| Mai       | "  | 34                | 18  | 1  | 6   | 13  | 72                      | 33  | 18  | 1  | 6   | 12  | 70  |
| Juni      | "  | 27                | 17  | 2  | 5   | 13  | 66                      | 26  | 17  | 2  | 4   | 13  | 63  |
| Juli      | "  | 26                |     |    |     |     |                         | 25  |     |    |     |     |     |
| August    | "  | 18                |     |    |     |     |                         | 17  |     |    |     |     |     |
| September | "  | 24                |     |    |     |     |                         | 23  |     |    |     |     |     |
| Oktober   | "  | 19                |     |    |     |     |                         | 19  |     |    |     |     |     |
| November  | "  |                   |     |    |     |     |                         |     |     |    |     |     |     |
| Dezember  | "  |                   |     |    |     |     |                         |     |     |    |     |     |     |

| Ausfuhr   |    | I N S G E S A M T |     |     |    |    | nach MONTANUNION-LÄNDERN |     |     |     |   |    |     |
|-----------|----|-------------------|-----|-----|----|----|--------------------------|-----|-----|-----|---|----|-----|
| 1959      |    | 213               | 152 | 429 | 16 | 32 | 839                      | 85  | 90  | 303 | 0 | 21 | 498 |
| 1960      |    | 331               | 117 | 498 | 28 | 37 | 1 011                    | 169 | 62  | 352 | 0 | 25 | 609 |
| 1961      |    | 231               | 180 | 508 | 37 | 39 | 995                      | 118 | 104 | 359 | 0 | 27 | 608 |
| 1962      |    | 274               | 189 | 553 | 29 | 34 | 1 081                    | 132 | 118 | 367 | 0 | 25 | 643 |
| 1963      |    | 256               | 216 | 562 | 13 | 46 | 1 093                    | 149 | 152 | 404 | 1 | 38 | 745 |
| 1964      |    | 299               | 188 | 678 | 30 | 52 | 1 246                    | 196 | 98  | 469 | 4 | 44 | 811 |
| 1965      |    |                   |     |     |    |    |                          |     |     |     |   |    |     |
| Januar    | 65 | 27                | 14  | 53  | 3  | 5  | 103                      | 20  | 8   | 33  | 2 | 4  | 67  |
| Februar   | "  | 19                | 13  | 52  | 3  | 4  | 92                       | 12  | 7   | 35  | 1 | 3  | 58  |
| März      | "  | 28                | 19  | 53  | 5  | 5  | 110                      | 17  | 11  | 33  | 0 | 4  | 65  |
| April     | "  | 19                | 14  | 48  | 5  | 6  | 93                       | 11  | 10  | 35  | 1 | 5  | 62  |
| Mai       | "  | 18                | 19  | 48  | 4  | 4  | 90                       | 11  | 9   | 38  | 1 | 3  | 63  |
| Juni      | "  | 22                | 16  | 55  | 5  | 5  | 103                      | 11  | 10  | 40  | 3 | 4  | 68  |
| Juli      | "  | 27                |     |     |    |    |                          | 15  |     |     |   |    |     |
| August    | "  | 21                |     |     |    |    |                          | 10  |     |     |   |    |     |
| September | "  | 32                |     |     |    |    |                          | 12  |     |     |   |    |     |
| Oktober   | "  | 22                |     |     |    |    |                          | 14  |     |     |   |    |     |
| November  | "  |                   |     |     |    |    |                          |     |     |     |   |    |     |
| Dezember  | "  |                   |     |     |    |    |                          |     |     |     |   |    |     |

1) Bis 5.7.1959 ohne Saarland. 2) Bis 5.7.1959 einschl. Saarland. 3) Nur Massenzahl.

## Außenhandel

Maßeinheit: 1000 t

| Jahr<br>Monat | Bundesrepublik | Frankreich | Belgien /<br>Luxemburg | Italien | Niederlande | MONTANUNION | Bundesrepublik | Frankreich | Belgien /<br>Luxemburg | Italien | Niederlande | MONTANUNION |
|---------------|----------------|------------|------------------------|---------|-------------|-------------|----------------|------------|------------------------|---------|-------------|-------------|
|               | 2)             | 3)         |                        |         |             |             | 2)             | 3)         |                        |         |             |             |

## Grob- und Mittelbleche (3 mm und stärker) 1)

| Einfuhr   |    | I N S G E S A M T |     |     |     |     |       | aus MONTANUNION-LÄNDERN  |     |     |     |     |       |
|-----------|----|-------------------|-----|-----|-----|-----|-------|--------------------------|-----|-----|-----|-----|-------|
| 1959      |    | 383               | 192 | 40  | 94  | 161 | 870   | 252                      | 190 | 31  | 86  | 150 | 711   |
| 1960      |    | 273               | 428 | 47  | 124 | 225 | 1 097 | 156                      | 425 | 37  | 114 | 210 | 941   |
| 1961      |    | 302               | 560 | 88  | 226 | 217 | 1 390 | 160                      | 549 | 78  | 172 | 203 | 1 161 |
| 1962      |    | 468               | 543 | 120 | 568 | 227 | 1 926 | 256                      | 496 | 83  | 407 | 201 | 1 442 |
| 1963      |    | 469               | 590 | 129 | 530 | 219 | 1 944 | 269                      | 532 | 103 | 344 | 177 | 1 428 |
| 1964      |    | 571               | 660 | 150 | 300 | 250 | 1 931 | 402                      | 634 | 144 | 211 | 238 | 1 628 |
| 1965      |    |                   |     |     |     |     |       |                          |     |     |     |     |       |
| Januar    | 65 | 51                | 60  | 11  | 5   | 28  | 154   | 41                       | 58  | 10  | 4   | 27  | 141   |
| Februar   | "  | 57                | 57  | 14  | 8   | 24  | 160   | 45                       | 55  | 13  | 5   | 24  | 141   |
| März      | "  | 61                | 64  | 12  | 5   | 24  | 167   | 47                       | 62  | 12  | 4   | 23  | 148   |
| April     | "  | 62                | 56  | 9   | 9   | 22  | 156   | 49                       | 50  | 9   | 8   | 19  | 133   |
| Mai       | "  | 56                | 53  | 10  | 7   | 18  | 145   | 44                       | 48  | 10  | 5   | 16  | 124   |
| Juni      | "  | 62                | 55  | 14  | 7   | 23  | 162   | 50                       | 52  | 13  | 5   | 18  | 139   |
| Juli      | "  | 80                |     |     |     |     |       | 57                       |     |     |     |     |       |
| August    | "  | 65                |     |     |     |     |       | 49                       |     |     |     |     |       |
| September | "  | 73                |     |     |     |     |       | 56                       |     |     |     |     |       |
| Oktober   | "  | 72                |     |     |     |     |       | 51                       |     |     |     |     |       |
| November  | "  |                   |     |     |     |     |       |                          |     |     |     |     |       |
| Dezember  | "  |                   |     |     |     |     |       |                          |     |     |     |     |       |
| Ausfuhr   |    | I N S G E S A M T |     |     |     |     |       | nach MONTANUNION-LÄNDERN |     |     |     |     |       |
| 1959      |    | 937               | 353 | 496 | 60  | 131 | 1 976 | 267                      | 192 | 189 | 19  | 20  | 688   |
| 1960      |    | 1 292             | 294 | 502 | 85  | 123 | 2 295 | 511                      | 152 | 223 | 21  | 33  | 941   |
| 1961      |    | 1 288             | 296 | 453 | 65  | 165 | 2 267 | 708                      | 150 | 250 | 14  | 48  | 1 172 |
| 1962      |    | 1 322             | 297 | 503 | 54  | 161 | 2 338 | 774                      | 183 | 372 | 20  | 65  | 1 412 |
| 1963      |    | 1 267             | 300 | 481 | 48  | 173 | 2 282 | 717                      | 178 | 389 | 21  | 94  | 1 411 |
| 1964      |    | 1 315             | 370 | 661 | 81  | 152 | 2 579 | 756                      | 206 | 517 | 32  | 86  | 1 599 |
| 1965      |    |                   |     |     |     |     |       |                          |     |     |     |     |       |
| Januar    | 65 | 120               | 36  | 78  | 10  | 10  | 254   | 63                       | 17  | 57  | 5   | 4   | 147   |
| Februar   | "  | 149               | 34  | 69  | 10  | 16  | 280   | 62                       | 19  | 47  | 3   | 5   | 136   |
| März      | "  | 158               | 36  | 79  | 19  | 15  | 307   | 64                       | 20  | 54  | 6   | 6   | 150   |
| April     | "  | 124               | 36  | 74  | 14  | 10  | 257   | 48                       | 20  | 43  | 6   | 5   | 122   |
| Mai       | "  | 136               | 41  | 77  | 15  | 21  | 289   | 49                       | 24  | 52  | 5   | 3   | 133   |
| Juni      | "  | 137               | 49  | 81  | 13  | 15  | 295   | 51                       | 27  | 56  | 4   | 5   | 143   |
| Juli      | "  | 123               |     |     |     |     |       | 46                       |     |     |     |     |       |
| August    | "  | 132               |     |     |     |     |       | 50                       |     |     |     |     |       |
| September | "  | 155               |     |     |     |     |       | 56                       |     |     |     |     |       |
| Oktober   | "  | 164               |     |     |     |     |       | 56                       |     |     |     |     |       |
| November  | "  |                   |     |     |     |     |       |                          |     |     |     |     |       |
| Dezember  | "  |                   |     |     |     |     |       |                          |     |     |     |     |       |

## Feinbleche, warm- und kaltgewalzt (unter 3 mm stark)

| Einfuhr   |    | I N S G E S A M T |       |       |     |     |       | aus MONTANUNION-LÄNDERN  |     |     |     |     |       |
|-----------|----|-------------------|-------|-------|-----|-----|-------|--------------------------|-----|-----|-----|-----|-------|
| 1959      |    | 718               | 202   | 29    | 137 | 156 | 1 242 | 614                      | 201 | 26  | 120 | 150 | 1 112 |
| 1960      |    | 996               | 325   | 55    | 259 | 189 | 1 823 | 822                      | 318 | 47  | 214 | 183 | 1 583 |
| 1961      |    | 813               | 218   | 51    | 252 | 173 | 1 518 | 705                      | 217 | 47  | 233 | 147 | 1 353 |
| 1962      |    | 1 048             | 309   | 39    | 372 | 99  | 1 868 | 896                      | 305 | 35  | 317 | 84  | 1 638 |
| 1963      |    | 1 057             | 365   | 68    | 540 | 126 | 2 166 | 891                      | 346 | 49  | 424 | 95  | 1 809 |
| 1964      |    | 1 182             | 458   | 84    | 318 | 163 | 2 206 | 1 048                    | 446 | 73  | 278 | 139 | 1 984 |
| 1965      |    |                   |       |       |     |     |       |                          |     |     |     |     |       |
| Januar    | 65 | 101               | 37    | 8     | 18  | 13  | 177   | 91                       | 35  | 6   | 16  | 11  | 159   |
| Februar   | "  | 118               | 40    | 6     | 23  | 11  | 198   | 107                      | 39  | 6   | 20  | 9   | 181   |
| März      | "  | 127               | 40    | 7     | 25  | 14  | 214   | 117                      | 39  | 7   | 23  | 13  | 199   |
| April     | "  | 119               | 32    | 7     | 25  | 13  | 197   | 106                      | 31  | 7   | 23  | 11  | 178   |
| Mai       | "  | 108               | 35    | 6     | 19  | 13  | 183   | 100                      | 34  | 6   | 18  | 11  | 170   |
| Juni      | "  | 109               | 32    | 7     | 23  | 12  | 183   | 100                      | 31  | 7   | 22  | 10  | 170   |
| Juli      | "  | 106               |       |       |     |     |       | 97                       |     |     |     |     |       |
| August    | "  | 95                |       |       |     |     |       | 86                       |     |     |     |     |       |
| September | "  | 109               |       |       |     |     |       | 98                       |     |     |     |     |       |
| Oktober   | "  | 103               |       |       |     |     |       | 93                       |     |     |     |     |       |
| November  | "  |                   |       |       |     |     |       |                          |     |     |     |     |       |
| Dezember  | "  |                   |       |       |     |     |       |                          |     |     |     |     |       |
| Ausfuhr   |    | I N S G E S A M T |       |       |     |     |       | nach MONTANUNION-LÄNDERN |     |     |     |     |       |
| 1959      |    | 462               | 868   | 746   | 125 | 305 | 2 507 | 168                      | 485 | 341 | 10  | 101 | 1 104 |
| 1960      |    | 568               | 1 138 | 928   | 152 | 358 | 3 144 | 280                      | 752 | 409 | 18  | 143 | 1 602 |
| 1961      |    | 430               | 1 128 | 737   | 107 | 344 | 2 749 | 210                      | 627 | 355 | 16  | 124 | 1 334 |
| 1962      |    | 512               | 964   | 895   | 151 | 426 | 2 950 | 181                      | 686 | 556 | 19  | 179 | 1 624 |
| 1963      |    | 544               | 1 003 | 998   | 177 | 533 | 3 256 | 234                      | 693 | 645 | 33  | 166 | 1 771 |
| 1964      |    | 767               | 1 205 | 1 097 | 250 | 517 | 3 837 | 315                      | 763 | 727 | 49  | 172 | 2 026 |
| 1965      |    |                   |       |       |     |     |       |                          |     |     |     |     |       |
| Januar    | 65 | 75                | 135   | 112   | 32  | 43  | 397   | 27                       | 81  | 59  | 8   | 14  | 189   |
| Februar   | "  | 50                | 136   | 111   | 36  | 46  | 380   | 19                       | 72  | 60  | 11  | 14  | 177   |
| März      | "  | 91                | 130   | 109   | 46  | 53  | 428   | 36                       | 74  | 69  | 12  | 20  | 211   |
| April     | "  | 69                | 132   | 120   | 41  | 41  | 404   | 23                       | 76  | 65  | 8   | 15  | 187   |
| Mai       | "  | 76                | 114   | 84    | 23  | 50  | 346   | 18                       | 71  | 56  | 9   | 13  | 167   |
| Juni      | "  | 110               | 136   | 105   | 37  | 66  | 453   | 25                       | 71  | 63  | 11  | 15  | 184   |
| Juli      | "  | 60                |       |       |     |     |       | 26                       |     |     |     |     |       |
| August    | "  | 94                |       |       |     |     |       | 24                       |     |     |     |     |       |
| September | "  | 82                |       |       |     |     |       | 23                       |     |     |     |     |       |
| Oktober   | "  | 104               |       |       |     |     |       | 31                       |     |     |     |     |       |
| November  | "  |                   |       |       |     |     |       |                          |     |     |     |     |       |
| Dezember  | "  |                   |       |       |     |     |       |                          |     |     |     |     |       |

1) Einschl. Breitflachstahl und Warmbreitband aus Edelstahl. 2) Bis 5.7.1959 ohne Saarland. 3) Bis 5.7.1959 einschl. Saarland.

Außenhandel

Maßeinheit: 1000 t

| Jahr<br>Monat | Bundesrepublik | Frankreich | Belgien /<br>Luxemburg | Italien | Niederlande | MONTANUNION | Bundesrepublik | Frankreich | Belgien /<br>Luxemburg | Italien | Niederlande | MONTANUNION |
|---------------|----------------|------------|------------------------|---------|-------------|-------------|----------------|------------|------------------------|---------|-------------|-------------|
|               | 2)             | 3)         |                        |         |             |             | 2)             | 3)         |                        |         |             |             |

Transformatoren- und Dynamobleche

| Einfuhr   |    | I N S G E S A M T |    |   |    |    | aus MONTANUNION-LÄNDERN |    |    |   |    |   |     |
|-----------|----|-------------------|----|---|----|----|-------------------------|----|----|---|----|---|-----|
| 1959      |    | 11                | 9  | 5 | 21 | 10 | 55                      | 9  | 9  | 5 | 20 | 8 | 50  |
| 1960      |    | 18                | 10 | 4 | 36 | 11 | 79                      | 12 | 8  | 3 | 32 | 9 | 64  |
| 1961      |    | 15                | 11 | 3 | 48 | 11 | 89                      | 11 | 10 | 3 | 42 | 9 | 76  |
| 1962      |    | 18                | 17 | 3 | 51 | 10 | 99                      | 14 | 16 | 3 | 44 | 8 | 85  |
| 1963      |    | 23                | 21 | 3 | 67 | 9  | 122                     | 18 | 20 | 3 | 56 | 7 | 104 |
| 1964      |    | 33                | 17 | 7 | 41 | 7  | 106                     | 29 | 16 | 7 | 36 | 5 | 94  |
| 1965      |    |                   |    |   |    |    |                         |    |    |   |    |   |     |
| Januar    | 65 | 3                 | 2  | 0 | 3  | 1  | 8                       | 2  | 2  | 0 | 3  | 1 | 7   |
| Februar   | "  | 4                 | 1  | 0 | 4  | 1  | 10                      | 3  | 1  | 0 | 4  | 1 | 9   |
| März      | "  | 4                 | 1  | 1 | 3  | 1  | 10                      | 4  | 1  | 1 | 3  | 1 | 9   |
| April     | "  | 3                 | 1  | 1 | 3  | 0  | 9                       | 3  | 1  | 1 | 3  | 0 | 8   |
| Mai       | "  | 3                 | 1  | 0 | 3  | 1  | 8                       | 3  | 1  | 0 | 3  | 1 | 7   |
| Juni      | "  | 4                 | 1  | 0 | 2  | 1  | 9                       | 4  | 1  | 0 | 2  | 1 | 8   |
| Juli      | "  | 3                 |    |   |    |    |                         | 3  |    |   |    |   |     |
| August    | "  | 3                 |    |   |    |    |                         | 3  |    |   |    |   |     |
| September | "  | 3                 |    |   |    |    |                         | 3  |    |   |    |   |     |
| Oktober   | "  | 3                 |    |   |    |    |                         | 3  |    |   |    |   |     |
| November  | "  |                   |    |   |    |    |                         |    |    |   |    |   |     |
| Dezember  | "  |                   |    |   |    |    |                         |    |    |   |    |   |     |

| Ausfuhr   |    | I N S G E S A M T |     |    |    |   | nach MONTANUNION-LÄNDERN |    |    |    |    |   |     |
|-----------|----|-------------------|-----|----|----|---|--------------------------|----|----|----|----|---|-----|
| 1959      |    | 94                | 104 | 33 | 19 | 2 | 252                      | 23 | 22 | 8  | 12 | 2 | 67  |
| 1960      |    | 81                | 118 | 49 | 11 | 1 | 261                      | 30 | 24 | 15 | 1  | 1 | 71  |
| 1961      |    | 70                | 121 | 45 | 15 | 2 | 253                      | 35 | 34 | 14 | 0  | 2 | 85  |
| 1962      |    | 66                | 112 | 35 | 18 | 2 | 231                      | 35 | 36 | 13 | 2  | 2 | 87  |
| 1963      |    | 79                | 112 | 36 | 15 | 1 | 243                      | 40 | 67 | 18 | 2  | 1 | 128 |
| 1964      |    | 70                | 104 | 32 | 17 | 3 | 225                      | 38 | 39 | 13 | 3  | 3 | 95  |
| 1965      |    |                   |     |    |    |   |                          |    |    |    |    |   |     |
| Januar    | 65 | 6                 | 9   | 3  | 2  | 0 | 19                       | 3  | 3  | 2  | 0  | 0 | 8   |
| Februar   | "  | 5                 | 9   | 2  | 1  | 0 | 17                       | 3  | 4  | 1  | 0  | 0 | 8   |
| März      | "  | 7                 | 10  | 5  | 1  | 0 | 21                       | 4  | 4  | 2  | 0  | 0 | 9   |
| April     | "  | 7                 | 9   | 2  | 1  | 0 | 18                       | 3  | 4  | 1  | 0  | 0 | 8   |
| Mai       | "  | 4                 | 9   | 4  | 1  | 0 | 18                       | 2  | 3  | 1  | 0  | 0 | 7   |
| Juni      | "  | 5                 | 7   | 2  | 1  | 0 | 15                       | 3  | 4  | 1  | 0  | 0 | 8   |
| Juli      | "  | 5                 |     |    |    |   |                          | 3  |    |    |    |   |     |
| August    | "  | 3                 |     |    |    |   |                          | 2  |    |    |    |   |     |
| September | "  | 4                 |     |    |    |   |                          | 3  |    |    |    |   |     |
| Oktober   | "  | 5                 |     |    |    |   |                          | 3  |    |    |    |   |     |
| November  | "  |                   |     |    |    |   |                          |    |    |    |    |   |     |
| Dezember  | "  |                   |     |    |    |   |                          |    |    |    |    |   |     |

Sonstige Bleche 1)

| Einfuhr   |    | I N S G E S A M T |     |    |     |     | aus MONTANUNION-LÄNDERN |     |     |    |     |    |     |
|-----------|----|-------------------|-----|----|-----|-----|-------------------------|-----|-----|----|-----|----|-----|
| 1959      |    | 181               | 75  | 18 | 76  | 98  | 445                     | 139 | 75  | 4  | 35  | 40 | 292 |
| 1960      |    | 152               | 90  | 24 | 117 | 104 | 485                     | 124 | 86  | 7  | 66  | 38 | 319 |
| 1961      |    | 149               | 87  | 20 | 157 | 68  | 481                     | 126 | 87  | 8  | 93  | 43 | 354 |
| 1962      |    | 190               | 121 | 21 | 176 | 80  | 588                     | 165 | 115 | 12 | 120 | 55 | 466 |
| 1963      |    | 173               | 142 | 12 | 257 | 69  | 647                     | 151 | 131 | 7  | 178 | 60 | 525 |
| 1964      |    | 189               | 151 | 15 | 211 | 74  | 639                     | 181 | 147 | 12 | 157 | 70 | 566 |
| 1965      |    |                   |     |    |     |     |                         |     |     |    |     |    |     |
| Januar    | 65 | 13                | 13  | 3  | 10  | 8   | 49                      | 13  | 13  | 3  | 7   | 7  | 44  |
| Februar   | "  | 12                | 12  | 1  | 9   | 6   | 42                      | 12  | 12  | 1  | 7   | 6  | 39  |
| März      | "  | 16                | 15  | 1  | 14  | 6   | 55                      | 15  | 15  | 1  | 9   | 6  | 45  |
| April     | "  | 16                | 13  | 1  | 16  | 5   | 50                      | 16  | 13  | 1  | 10  | 4  | 43  |
| Mai       | "  | 14                | 13  | 0  | 16  | 7   | 52                      | 14  | 13  | 0  | 9   | 6  | 43  |
| Juni      | "  | 16                | 15  | 1  | 11  | 6   | 49                      | 16  | 15  | 1  | 7   | 6  | 44  |
| Juli      | "  | 16                |     |    |     |     |                         | 16  |     |    |     |    |     |
| August    | "  | 13                |     |    |     |     |                         | 13  |     |    |     |    |     |
| September | "  | 14                |     |    |     |     |                         | 14  |     |    |     |    |     |
| Oktober   | "  | 15                |     |    |     |     |                         | 14  |     |    |     |    |     |
| November  | "  |                   |     |    |     |     |                         |     |     |    |     |    |     |
| Dezember  | "  |                   |     |    |     |     |                         |     |     |    |     |    |     |

| Ausfuhr   |    | I N S G E S A M T |     |     |    |     | nach MONTANUNION-LÄNDERN |    |     |     |   |    |     |
|-----------|----|-------------------|-----|-----|----|-----|--------------------------|----|-----|-----|---|----|-----|
| 1959      |    | 133               | 529 | 361 | 43 | 50  | 1 115                    | 31 | 99  | 155 | 2 | 20 | 307 |
| 1960      |    | 171               | 580 | 332 | 47 | 56  | 1 188                    | 54 | 105 | 129 | 4 | 31 | 324 |
| 1961      |    | 185               | 501 | 331 | 32 | 58  | 1 109                    | 69 | 113 | 137 | 3 | 27 | 351 |
| 1962      |    | 188               | 524 | 406 | 34 | 65  | 1 217                    | 76 | 139 | 214 | 4 | 36 | 467 |
| 1963      |    | 184               | 501 | 468 | 45 | 97  | 1 296                    | 81 | 146 | 232 | 8 | 51 | 518 |
| 1964      |    | 222               | 635 | 503 | 82 | 103 | 1 545                    | 88 | 164 | 273 | 5 | 42 | 572 |
| 1965      |    |                   |     |     |    |     |                          |    |     |     |   |    |     |
| Januar    | 65 | 28                | 35  | 43  | 4  | 7   | 117                      | 8  | 9   | 24  | 0 | 2  | 43  |
| Februar   | "  | 14                | 31  | 41  | 13 | 4   | 103                      | 6  | 8   | 20  | 2 | 2  | 39  |
| Marz      | "  | 18                | 37  | 44  | 20 | 11  | 130                      | 7  | 8   | 22  | 2 | 4  | 44  |
| April     | "  | 20                | 44  | 37  | 9  | 6   | 116                      | 10 | 10  | 21  | 1 | 3  | 44  |
| Mai       | "  | 15                | 45  | 38  | 8  | 6   | 111                      | 5  | 10  | 20  | 1 | 3  | 38  |
| Juni      | "  | 23                | 49  | 41  | 14 | 10  | 138                      | 8  | 10  | 23  | 2 | 5  | 49  |
| Juli      | "  | 19                |     |     |    |     |                          | 4  |     |     |   |    |     |
| August    | "  | 22                |     |     |    |     |                          | 7  |     |     |   |    |     |
| September | "  | 22                |     |     |    |     |                          | 7  |     |     |   |    |     |
| Oktober   | "  | 20                |     |     |    |     |                          | 5  |     |     |   |    |     |
| November  | "  |                   |     |     |    |     |                          |    |     |     |   |    |     |
| Dezember  | "  |                   |     |     |    |     |                          |    |     |     |   |    |     |

1) Weißbleche, verzinkte und verbleite Bleche.  
2) Bis 5.7.1959 ohne Saarland. 3) Bis 5.7.1959 einschl. Saarland.

## Außenhandel

Maßeinheit: 1000 t

| Jahr<br>Monat | Bundesrepublik | Frankreich | Belgien /<br>Luxemburg | Italien | Niederlande | MONTANUNION | Bundesrepublik | Frankreich | Belgien /<br>Luxemburg | Italien | Niederlande | MONTANUNION |
|---------------|----------------|------------|------------------------|---------|-------------|-------------|----------------|------------|------------------------|---------|-------------|-------------|
|---------------|----------------|------------|------------------------|---------|-------------|-------------|----------------|------------|------------------------|---------|-------------|-------------|

2)

3)

2)

3)

## Weiterverarbeitete Walzstahlfertigerzeugnisse insgesamt 1)

| Einfuhr   |    | I N S G E S A M T |    |    |    |     | aus MONTANUNION-LÄNDERN |    |    |    |    |    |     |
|-----------|----|-------------------|----|----|----|-----|-------------------------|----|----|----|----|----|-----|
| 1959      |    | 35                | 23 | 10 | 17 | 79  | 164                     | 19 | 18 | 9  | 8  | 59 | 113 |
| 1960      |    | 36                | 46 | 15 | 29 | 92  | 220                     | 12 | 40 | 11 | 16 | 70 | 150 |
| 1961      |    | 40                | 51 | 20 | 36 | 96  | 242                     | 15 | 42 | 14 | 17 | 80 | 168 |
| 1962      |    | 42                | 59 | 24 | 41 | 86  | 251                     | 18 | 46 | 15 | 23 | 67 | 169 |
| 1963      |    | 49                | 64 | 24 | 42 | 87  | 266                     | 21 | 54 | 18 | 25 | 71 | 189 |
| 1964      |    | 74                | 73 | 30 | 31 | 115 | 325                     | 30 | 64 | 23 | 20 | 98 | 236 |
| 1965      |    |                   |    |    |    |     |                         |    |    |    |    |    |     |
| Januar    | 65 | 6                 | 5  | 3  | 3  | 8   | 25                      | 3  | 4  | 2  | 2  | 7  | 18  |
| Februar   | "  | 8                 | 7  | 3  | 3  | 9   | 28                      | 4  | 6  | 2  | 2  | 8  | 21  |
| März      | "  | 8                 | 7  | 3  | 3  | 10  | 31                      | 4  | 6  | 2  | 2  | 9  | 24  |
| April     | "  | 7                 | 7  | 3  | 4  | 11  | 31                      | 3  | 6  | 2  | 3  | 9  | 22  |
| Mai       | "  | 7                 | 7  | 3  | 3  | 10  | 30                      | 4  | 6  | 2  | 2  | 8  | 22  |
| Juni      | "  | 9                 | 6  | 4  | 2  | 11  | 32                      | 4  | 5  | 2  | 1  | 10 | 23  |
| Juli      | "  |                   |    |    |    |     |                         |    |    |    |    |    |     |
| August    | "  |                   |    |    |    |     |                         |    |    |    |    |    |     |
| September | "  |                   |    |    |    |     |                         |    |    |    |    |    |     |
| Oktober   | "  |                   |    |    |    |     |                         |    |    |    |    |    |     |
| November  | "  |                   |    |    |    |     |                         |    |    |    |    |    |     |
| Dezember  | "  |                   |    |    |    |     |                         |    |    |    |    |    |     |

| Ausfuhr   |    | I N S G E S A M T |     |     |    |    | nach MONTANUNION-LÄNDERN |     |    |    |   |    |     |
|-----------|----|-------------------|-----|-----|----|----|--------------------------|-----|----|----|---|----|-----|
| 1959      |    | 201               | 86  | 99  | 31 | 22 | 437                      | 59  | 27 | 29 | 5 | 9  | 129 |
| 1960      |    | 268               | 91  | 121 | 23 | 25 | 528                      | 93  | 24 | 34 | 1 | 14 | 165 |
| 1961      |    | 276               | 92  | 135 | 17 | 22 | 544                      | 100 | 26 | 36 | 1 | 17 | 182 |
| 1962      |    | 259               | 72  | 119 | 16 | 18 | 485                      | 94  | 24 | 37 | 1 | 14 | 170 |
| 1963      |    | 250               | 74  | 134 | 19 | 20 | 497                      | 86  | 30 | 47 | 3 | 15 | 191 |
| 1964      |    | 281               | 105 | 163 | 34 | 17 | 600                      | 114 | 40 | 70 | 5 | 12 | 241 |
| 1965      |    |                   |     |     |    |    |                          |     |    |    |   |    |     |
| Januar    | 65 | 23                | 9   | 16  | 5  | 1  | 53                       | 9   | 4  | 6  | 0 | 1  | 19  |
| Februar   | "  | 24                | 9   | 15  | 5  | 1  | 55                       | 10  | 4  | 6  | 0 | 1  | 22  |
| März      | "  | 28                | 12  | 18  | 6  | 2  | 65                       | 12  | 4  | 7  | 1 | 2  | 24  |
| April     | "  | 26                | 12  | 16  | 9  | 2  | 65                       | 9   | 4  | 6  | 1 | 1  | 20  |
| Mai       | "  | 25                | 10  | 13  | 4  | 2  | 53                       | 9   | 4  | 7  | 0 | 2  | 21  |
| Juni      | "  | 23                | 11  | 17  | 4  | 4  | 59                       | 10  | 4  | 8  | 1 | 2  | 24  |
| Juli      | "  |                   |     |     |    |    |                          |     |    |    |   |    |     |
| August    | "  |                   |     |     |    |    |                          |     |    |    |   |    |     |
| September | "  |                   |     |     |    |    |                          |     |    |    |   |    |     |
| Oktpber   | "  |                   |     |     |    |    |                          |     |    |    |   |    |     |
| November  | "  |                   |     |     |    |    |                          |     |    |    |   |    |     |
| Dezember  | "  |                   |     |     |    |    |                          |     |    |    |   |    |     |

## Stahlrohre, nahtlos und geschweißt

| Einfuhr   |    | I N S G E S A M T |     |    |    |     |     |     |     |    |    |     | aus MONTANUNION-LÄNDERN |  |  |  |  |  |  |  |  |  |  |
|-----------|----|-------------------|-----|----|----|-----|-----|-----|-----|----|----|-----|-------------------------|--|--|--|--|--|--|--|--|--|--|
| 1959      |    | 72                | 44  | 27 | 12 | 159 | 314 | 43  | 37  | 21 | 7  | 118 | 226                     |  |  |  |  |  |  |  |  |  |  |
| 1960      |    | 64                | 81  | 28 | 18 | 185 | 376 | 35  | 70  | 23 | 10 | 133 | 271                     |  |  |  |  |  |  |  |  |  |  |
| 1961      |    | 85                | 84  | 33 | 32 | 168 | 399 | 50  | 73  | 28 | 15 | 125 | 290                     |  |  |  |  |  |  |  |  |  |  |
| 1962      |    | 114               | 112 | 36 | 47 | 185 | 493 | 75  | 96  | 31 | 23 | 148 | 372                     |  |  |  |  |  |  |  |  |  |  |
| 1963      |    | 124               | 99  | 38 | 60 | 201 | 525 | 93  | 83  | 32 | 38 | 149 | 398                     |  |  |  |  |  |  |  |  |  |  |
| 1964      |    | 159               | 123 | 47 | 39 | 411 | 778 | 117 | 102 | 40 | 21 | 336 | 615                     |  |  |  |  |  |  |  |  |  |  |
| 1965      |    |                   |     |    |    |     |     |     |     |    |    |     |                         |  |  |  |  |  |  |  |  |  |  |
| Januar    | 65 | 15                | 9   | 3  | 2  | 28  | 58  | 13  | 7   | 3  | 1  | 24  | 48                      |  |  |  |  |  |  |  |  |  |  |
| Februar   | "  | 15                | 10  | 4  | 2  | 36  | 66  | 11  | 8   | 3  | 1  | 31  | 54                      |  |  |  |  |  |  |  |  |  |  |
| März      | "  | 18                | 13  | 3  | 3  | 38  | 75  | 14  | 10  | 3  | 1  | 34  | 62                      |  |  |  |  |  |  |  |  |  |  |
| April     | "  | 16                | 11  | 5  | 3  | 32  | 66  | 12  | 8   | 4  | 2  | 29  | 54                      |  |  |  |  |  |  |  |  |  |  |
| Mai       | "  | 16                | 11  | 5  | 3  | 26  | 60  | 11  | 9   | 4  | 2  | 22  | 48                      |  |  |  |  |  |  |  |  |  |  |
| Juni      | "  | 17                | 11  | 5  | 3  | 28  | 63  | 12  | 9   | 4  | 1  | 24  | 50                      |  |  |  |  |  |  |  |  |  |  |
| Juli      | "  | 19                |     |    |    |     |     | 13  |     |    |    |     |                         |  |  |  |  |  |  |  |  |  |  |
| August    | "  | 14                |     |    |    |     |     | 10  |     |    |    |     |                         |  |  |  |  |  |  |  |  |  |  |
| September | "  | 14                |     |    |    |     |     | 9   |     |    |    |     |                         |  |  |  |  |  |  |  |  |  |  |
| Oktober   | "  | 16                |     |    |    |     |     | 11  |     |    |    |     |                         |  |  |  |  |  |  |  |  |  |  |
| November  | "  |                   |     |    |    |     |     |     |     |    |    |     |                         |  |  |  |  |  |  |  |  |  |  |
| Dezember  | "  |                   |     |    |    |     |     |     |     |    |    |     |                         |  |  |  |  |  |  |  |  |  |  |

| Ausfuhr   |    | I N S G E S A M T |     |     |     |     |       |     |    |     |    |    | nach MONTANUNION-LÄNDERN |  |  |  |  |  |  |  |  |  |  |
|-----------|----|-------------------|-----|-----|-----|-----|-------|-----|----|-----|----|----|--------------------------|--|--|--|--|--|--|--|--|--|--|
| 1959      |    | 879               | 565 | 155 | 182 | 60  | 1 839 | 130 | 45 | 40  | 2  | 9  | 226                      |  |  |  |  |  |  |  |  |  |  |
| 1960      |    | 1 126             | 538 | 170 | 182 | 74  | 2 090 | 167 | 30 | 55  | 3  | 16 | 271                      |  |  |  |  |  |  |  |  |  |  |
| 1961      |    | 1 081             | 510 | 170 | 211 | 81  | 2 052 | 157 | 37 | 60  | 4  | 24 | 284                      |  |  |  |  |  |  |  |  |  |  |
| 1962      |    | 1 224             | 408 | 195 | 338 | 135 | 2 301 | 194 | 38 | 69  | 1  | 33 | 336                      |  |  |  |  |  |  |  |  |  |  |
| 1963      |    | 898               | 422 | 191 | 323 | 108 | 1 941 | 207 | 42 | 81  | 7  | 33 | 370                      |  |  |  |  |  |  |  |  |  |  |
| 1964      |    | 952               | 439 | 215 | 360 | 115 | 2 081 | 314 | 60 | 108 | 57 | 47 | 587                      |  |  |  |  |  |  |  |  |  |  |
| 1965      |    |                   |     |     |     |     |       |     |    |     |    |    |                          |  |  |  |  |  |  |  |  |  |  |
| Januar    | 65 | 104               | 45  | 19  | 32  | 10  | 211   | 35  | 5  | 9   | 5  | 3  | 57                       |  |  |  |  |  |  |  |  |  |  |
| Februar   | "  | 98                | 50  | 18  | 28  | 11  | 207   | 25  | 12 | 9   | 5  | 3  | 54                       |  |  |  |  |  |  |  |  |  |  |
| März      | "  | 105               | 53  | 17  | 49  | 12  | 237   | 26  | 8  | 10  | 12 | 5  | 61                       |  |  |  |  |  |  |  |  |  |  |
| April     | "  | 85                | 45  | 24  | 41  | 12  | 210   | 20  | 6  | 10  | 6  | 5  | 48                       |  |  |  |  |  |  |  |  |  |  |
| Mai       | "  | 80                | 37  | 17  | 54  | 9   | 200   | 19  | 5  | 8   | 6  | 4  | 43                       |  |  |  |  |  |  |  |  |  |  |
| Juni      | "  | 69                | 41  | 20  | 36  | 10  | 180   | 17  | 8  | 10  | 5  | 4  | 46                       |  |  |  |  |  |  |  |  |  |  |
| Juli      | "  | 86                |     |     |     |     |       | 24  |    |     |    |    |                          |  |  |  |  |  |  |  |  |  |  |
| August    | "  | 78                |     |     |     |     |       | 25  |    |     |    |    |                          |  |  |  |  |  |  |  |  |  |  |
| September | "  | 80                |     |     |     |     |       | 24  |    |     |    |    |                          |  |  |  |  |  |  |  |  |  |  |
| Oktober   | "  | 73                |     |     |     |     |       | 24  |    |     |    |    |                          |  |  |  |  |  |  |  |  |  |  |
| November  | "  |                   |     |     |     |     |       |     |    |     |    |    |                          |  |  |  |  |  |  |  |  |  |  |
| Dezember  | "  |                   |     |     |     |     |       |     |    |     |    |    |                          |  |  |  |  |  |  |  |  |  |  |

1) Geschmiedete, kaltgezogene und kaltgewalzte Erzeugnisse aller Art (außer Blechen und kaltgewalztem Band zur Herstellung von Weißband), oberflächenbearbeitete Produkte, ausgenommen gezogener Draht und Stahlrohren. 2) Bis 5.7.1959 ohne Saarland. 3) Bis 5.7.1959 einschl. Saarland.

# Erzeugung und Versorgung insgesamt

Maßeinheit: 1000 t

|                   | Jahr<br>Vj. | Rohstahl  |                           |                           | Walzstahl 2) |            | Steinkohlen             |                          |
|-------------------|-------------|-----------|---------------------------|---------------------------|--------------|------------|-------------------------|--------------------------|
|                   |             | Erzeugung | Versorgung <sup>1a)</sup> | Versorgung <sup>1b)</sup> | Erzeugung    | Versorgung | Förderung <sup>3)</sup> | Versorgung <sup>3)</sup> |
| Bundesrepublik    | 1960        | 34 100    | 30 110                    | 28 134                    | 22 363       | 20 272     | 142 287                 | 126 914                  |
|                   | 1961        | 33 458    | 29 473                    | 27 575                    | 21 688       | 19 321     | 142 741                 | 121 674                  |
|                   | 1962        | 32 563    | 29 685                    | 27 701                    | 21 356       | 19 613     | 141 136                 | 123 037                  |
|                   | 1963        | 31 597    | 28 633                    | 27 144                    | 20 759       | 19 177     | 142 116                 | 124 558                  |
|                   | 1964        | 37 339    | 34 243                    | 32 697                    | 24 745       | 23 432     | 142 201                 | 119 784                  |
|                   | 1. Vj. 1964 | 8 929     | 7 863                     | 7 447                     | 5 948        | 5 305      | 36 824                  | 30 062                   |
|                   | 2. " "      | 9 202     | 8 522                     | 8 106                     | 6 091        | 5 784      | 34 906                  | 28 717                   |
|                   | 3. " "      | 9 806     | 9 091                     | 8 740                     | 6 375        | 6 219      | 34 134                  | 29 513                   |
|                   | 4. " "      | 9 402     | 8 764                     | 8 404                     | 6 331        | 6 075      | 36 337                  | 31 492                   |
|                   | 1. " 1965   | 9 578     | 8 735                     | 8 277                     | 6 443        | 6 041      | 35 914                  | 27 883                   |
|                   | 2. " "      | 9 172     | 8 584                     | 8 212                     | 6 008        | 5 674      | 35 382                  | 27 357                   |
|                   | 3. " "      | 9 346     |                           |                           | 6 255        |            | 32 687                  |                          |
|                   |             |           |                           |                           |              |            |                         |                          |
|                   |             |           |                           |                           |              |            |                         |                          |
| Frankreich        | 1960        | 17 300    | 14 065                    | 13 188                    | 12 878       | 10 298     | 55 961                  | 67 185                   |
|                   | 1961        | 17 577    | 14 620                    | 13 840                    | 13 221       | 10 565     | 52 357                  | 67 264                   |
|                   | 1962        | 17 234    | 15 130                    | 14 646                    | 12 878       | 10 829     | 52 359                  | 69 809                   |
|                   | 1963        | 17 541    | 15 749                    | 15 203                    | 13 030       | 11 227     | 47 758                  | 74 232                   |
|                   | 1964        | 19 777    | 17 345                    | 16 783                    | 14 371       | 12 571     | 53 028                  | 71 646                   |
|                   | 1. Vj. 1964 | 4 843     | 4 522                     | 4 403                     | 3 645        | 3 379      | 13 873                  | 19 883                   |
|                   | 2. " "      | 5 104     | 4 614                     | 4 472                     | 3 775        | 3 377      | 14 162                  | 17 463                   |
|                   | 3. " "      | 4 467     | 3 713                     | 3 614                     | 3 138        | 3 138      | 11 078                  | 15 597                   |
|                   | 4. " "      | 5 362     | 4 496                     | 4 294                     | 3 819        | 3 238      | 13 911                  | 18 703                   |
|                   | 1. " 1965   | 5 078     | 4 487                     | 4 295                     | 3 893        | 3 304      | 13 658                  | 17 350                   |
|                   | 2. " "      | 5 061     | 4 286                     | 4 125                     | 3 764        | 3 031      | 13 497                  | 16 479                   |
|                   | 3. " "      | 4 429     |                           |                           | 3 130        |            | 10 641                  |                          |
|                   |             |           |                           |                           |              |            |                         |                          |
|                   |             |           |                           |                           |              |            |                         |                          |
| Belgien/Luxemburg | 1960        | 11 265    | 2 641                     | 1 942                     | 7 888        | 2 396      | 22 465                  | 28 750                   |
|                   | 1961        | 11 115    | 3 516                     | 2 841                     | 7 940        | 2 924      | 21 539                  | 28 692                   |
|                   | 1962        | 11 361    | 3 253                     | 2 539                     | 8 414        | 2 738      | 21 226                  | 30 048                   |
|                   | 1963        | 11 551    | 3 402                     | 2 678                     | 8 730        | 3 001      | 21 406                  | 30 832                   |
|                   | 1964        | 13 270    | 3 842                     | 3 037                     | 9 780        | 3 388      | 21 305                  | 28 965                   |
|                   | 1. Vj. 1964 | 3 196     | 814                       | 606                       | 2 417        | 802        | 5 619                   | 7 293                    |
|                   | 2. " "      | 3 343     | 918                       | 712                       | 2 480        | 834        | 5 452                   | 7 208                    |
|                   | 3. " "      | 3 248     | 887                       | 706                       | 2 308        | 801        | 4 714                   | 6 843                    |
|                   | 4. " "      | 3 483     | 1 223                     | 1 013                     | 2 578        | 986        | 5 501                   | 7 621                    |
|                   | 1. " 1965   | 3 397     | 822                       | 601                       | 2 599        | 809        | 5 210                   | 6 963                    |
|                   | 2. " "      | 3 448     | 939                       | 725                       | 2 560        | 811        | 5 074                   | 7 012                    |
|                   | 3. " "      | 3 338     |                           |                           | 2 345        |            | 4 361                   |                          |
|                   |             |           |                           |                           |              |            |                         |                          |
|                   |             |           |                           |                           |              |            |                         |                          |
| Italien           | 1960        | 8 229     | 9 379                     | 9 390                     | 6 239        | 6 503      | 736                     | 10 756                   |
|                   | 1961        | 9 124     | 11 368                    | 11 146                    | 6 788        | 7 616      | 740                     | 11 062                   |
|                   | 1962        | 9 757     | 12 753                    | 12 406                    | 7 138        | 8 661      | 691                     | 11 700                   |
|                   | 1963        | 10 167    | 14 072                    | 13 772                    | 7 704        | 9 634      | 592                     | 12 489                   |
|                   | 1964        | 9 796     | 12 089                    | 11 658                    | 7 748        | 8 079      | 470                     | 10 702                   |
|                   | 1. Vj. 1964 | 2 525     | 3 504                     | 3 428                     | 1 862        | 2 283      | 112                     | 2 783                    |
|                   | 2. " "      | 2 307     | 3 077                     | 2 962                     | 1 913        | 2 117      | 128                     | 2 623                    |
|                   | 3. " "      | 2 250     | 2 545                     | 2 424                     | 1 832        | 1 715      | 117                     | 2 868                    |
|                   | 4. " "      | 2 704     | 2 963                     | 2 844                     | 2 125        | 1 975      | 108                     | 2 428                    |
|                   | 1. " 1965   | 2 905     | 2 747                     | 2 600                     | 2 167        | 1 918      | 97                      | 2 701                    |
|                   | 2. " "      | 3 146     | 3 138                     | 2 951                     | 2 333        | 2 026      | 127                     | 2 740                    |
|                   | 3. " "      | 3 064     |                           |                           | 2 168        |            | 75                      |                          |
|                   |             |           |                           |                           |              |            |                         |                          |
|                   |             |           |                           |                           |              |            |                         |                          |
| Niederlande       | 1960        | 1 942     | 2 923                     | 3 190                     | 1 424        | 2 389      | 12 498                  | 15 217                   |
|                   | 1961        | 1 970     | 2 874                     | 3 130                     | 1 442        | 2 349      | 12 621                  | 14 924                   |
|                   | 1962        | 2 087     | 2 864                     | 3 059                     | 1 553        | 2 313      | 11 573                  | 15 967                   |
|                   | 1963        | 2 344     | 2 847                     | 3 089                     | 1 752        | 2 381      | 11 510                  | 16 703                   |
|                   | 1964        | 2 647     | 3 403                     | 3 977                     | 1 908        | 2 832      | 11 483                  | 15 469                   |
|                   | 1. Vj. 1964 | 658       | 817                       | 951                       | 488          | 680        | 2 951                   | 4 430                    |
|                   | 2. " "      | 658       | 870                       | 1 060                     | 483          | 628        | 2 774                   | 3 455                    |
|                   | 3. " "      | 628       | 826                       | 935                       | 450          | 689        | 2 798                   | 3 705                    |
|                   | 4. " "      | 705       | 890                       | 1 022                     | 489          | 759        | 2 959                   | 3 879                    |
|                   | 1. " 1965   | 770       | 882                       | 1 022                     | 518          | 752        | 2 926                   | 3 552                    |
|                   | 2. " "      | 779       | 869                       | 982                       | 547          | 673        | 2 638                   | 3 128                    |
|                   | 3. " "      | 766       |                           |                           | 533          |            | 2 823                   |                          |
|                   |             |           |                           |                           |              |            |                         |                          |
|                   |             |           |                           |                           |              |            |                         |                          |
| Montanunion       | 1960        | 72 836    | 59 118                    | 55 944                    | 50 791       | 41 853     | 233 947                 | 248 822                  |
|                   | 1961        | 73 244    | 61 851                    | 58 532                    | 51 076       | 42 781     | 229 998                 | 243 617                  |
|                   | 1962        | 73 002    | 63 689                    | 60 355                    | 51 338       | 44 155     | 226 983                 | 250 562                  |
|                   | 1963        | 73 200    | 64 703                    | 61 886                    | 51 973       | 45 416     | 223 371                 | 258 814                  |
|                   | 1964        | 82 820    | 70 919                    | 68 152                    | 58 552       | 50 301     | 228 481                 | 246 566                  |
|                   | 1. Vj. 1964 | 20 151    | 17 520                    | 16 838                    | 14 358       | 12 389     | 59 379                  | 64 451                   |
|                   | 2. " "      | 20 614    | 16 001                    | 17 315                    | 14 742       | 12 740     | 57 423                  | 59 466                   |
|                   | 3. " "      | 20 399    | 17 062                    | 16 422                    | 14 101       | 12 141     | 52 841                  | 58 526                   |
|                   | 4. " "      | 21 656    | 18 336                    | 17 577                    | 15 342       | 13 033     | 58 818                  | 64 123                   |
|                   | 1. " 1965   | 21 728    | 17 673                    | 16 795                    | 15 622       | 12 816     | 57 805                  | 58 249                   |
|                   | 2. " "      | 21 606    | 17 816                    | 16 995                    | 15 212       | 12 208     | 54 718                  | 56 716                   |
|                   | 3. " "      | 20 943    |                           |                           | 14 431       |            | 50 587                  |                          |
|                   |             |           |                           |                           |              |            |                         |                          |
|                   |             |           |                           |                           |              |            |                         |                          |
| Großbritannien 4) | 1960        | 24 695    | 23 263                    | 22 117                    | 17 375       | 16 042     | 196 701                 | 197 758                  |
|                   | 1961        | 22 439    | 19 585                    | 18 724                    | 15 751       | 13 660     | 193 536                 | 187 162                  |
|                   | 1962        | 20 820    | 18 398                    | 17 684                    | 14 859       | 13 034     | 200 595                 | 195 677                  |
|                   | 1963        | 22 881    | 20 575                    | 19 914                    | 16 312       | 14 464     | 198 995                 | 195 721                  |
|                   | 1964        | 26 651    | 24 804                    | 24 232                    | 19 165       | 17 424     | 198 849                 | 195 689                  |
|                   | 1. Vj. 1964 | 6 468     | 6 272                     | 6 090                     | 4 639        | 4 344      | 52 567                  | 51 791                   |
|                   | 2. " "      | 6 844     | 6 313                     | 6 302                     | 4 971        | 4 509      | 49 958                  | 46 654                   |
|                   | 3. " "      | 6 481     | 5 763                     | 5 606                     | 4 647        | 4 138      | 46 443                  | 44 419                   |
|                   | 4. " "      | 6 856     | 5 976                     | 5 810                     | 4 947        | 4 407      | 49 877                  | 48 814                   |
|                   | 1. " 1965   | 7 232     |                           |                           | 5 158        | 4 625      | 53 410                  | 52 888                   |
|                   | 2. " "      | 7 082     |                           |                           | 5 045        | 4 327      | 47 257                  | 44 345                   |
|                   | 3. " "      | 6 460     |                           |                           | 4 463        | 3 864      | 36 144                  |                          |
|                   |             |           |                           |                           |              |            |                         |                          |
|                   |             |           |                           |                           |              |            |                         |                          |
| USA 4)            | 1960        | 90 068    | 89 361                    | 89 936                    | 68 211       | 67 832     | 391 521                 | 361 341                  |
|                   | 1961        | 88 917    | 89 150                    | 89 685                    | 65 467       | 65 723     | 398 665                 | 348 743                  |
|                   | 1962        | 89 201    | 90 316                    | 91 124                    | 66 694       | 67 692     | 395 521                 | 362 449                  |
|                   | 1963        | 99 120    | 101 468                   | 102 246                   | 72 706       | 74 610     | 430 456                 | 387 549                  |
|                   | 1964        | 115 281   | 117 611                   | 118 479                   | 82 813       | 84 995     | 454 704                 | 401 436                  |
|                   | 1. Vj. 1964 | 26 758    |                           |                           |              |            | 107 667                 |                          |
|                   | 2. " "      | 28 822    |                           |                           |              |            | 112 176                 |                          |
|                   | 3. " "      | 28 353    |                           |                           |              |            | 109 609                 |                          |
|                   | 4. " "      | 31 237    |                           |                           |              |            | 121 347                 |                          |
|                   | 1. " 1965   | 31 763    |                           |                           |              |            | 111 985                 |                          |
|                   | 2. " "      | 32 271    |                           |                           |              |            | 118 225                 |                          |
|                   | 3. " "      | 29 118    |                           |                           |              |            |                         |                          |
|                   |             |           |                           |                           |              |            |                         |                          |
|                   |             |           |                           |                           |              |            |                         |                          |

1a) Berechnet unter Beschränkung auf die des gemeinsamen Marktes zugehörigen Erzeugnisse Erzeugung + Einfuhr + Lagerbewegung (bei Marken und Händlern) Umrechnungsfaktoren auf Rohstahlgewicht: Rohblöcke 1,00, Halbzeug 1,18, Flacherzeugnisse 1,43; Oberbaumaterial 1,30; sonstige dem Vertrag unterworfenen Erzeugnisse 1,27; 1b) Berechnet wie unter 1a), aber + Aussehenhandel mit Röhren, geschweißten, kaltgezogenen Erzeugnissen, die nicht unter den Montanvertrag fallen. 2) Walzstahl im Sinne des Montan-Vertrages ohne Halbzeug und bei der Versorgung ohne Berücksichtigung der Lagerveränderungen. 3) Steinkohlenförderung + Einfuhr - Ausfuhr = Bestandsveränderung an Steinkohle, Koks, Steinkohlenbrik. (t = t) 4) Ohne Lagerveränderungen.

# Erzeugung und Versorgung je Kopf der Bevölkerung 5)

Maßeinheit: kg

|                   | Jahr<br>Vj. | Rohstahl  |                           |                           | Walzstahl 2) |            | Steinkohle |                          |
|-------------------|-------------|-----------|---------------------------|---------------------------|--------------|------------|------------|--------------------------|
|                   |             | Erzeugung | Versorgung <sup>1a)</sup> | Versorgung <sup>1b)</sup> | Erzeugung    | Versorgung | Förderung  | Versorgung <sup>3)</sup> |
| Bundesrepublik    | 1960        | 616       | 543                       | 508                       | 403          | 366        | 2 565      | 2 288                    |
|                   | 1961        | 595       | 524                       | 490                       | 385          | 344        | 2 633      | 2 164                    |
|                   | 1962        | 579       | 521                       | 486                       | 380          | 344        | 2 473      | 2 161                    |
|                   | 1963        | 555       | 497                       | 473                       | 365          | 333        | 2 495      | 2 162                    |
|                   | 1964        | 641       | 587                       | 561                       | 425          | 402        | 2 440      | 2 055                    |
|                   | 1. Vj. 1964 | 153       | 136                       | 129                       | 102          | 92         | 632        | 522                      |
|                   | 2. " "      | 158       | 148                       | 141                       | 104          | 100        | 599        | 498                      |
|                   | 3. " "      | 168       | 156                       | 150                       | 109          | 107        | 586        | 506                      |
|                   | 4. " "      | 161       | 150                       | 144                       | 109          | 104        | 623        | 540                      |
|                   | 1. " 1965   | 164       | 150                       | 142                       | 111          | 104        | 616        | 478                      |
| Frankreich        | 1960        | 379       | 307                       | 289                       | 280          | 225        | 1 227      | 1 462                    |
|                   | 1961        | 380       | 311                       | 300                       | 287          | 229        | 1 139      | 1 464                    |
|                   | 1962        | 375       | 322                       | 312                       | 276          | 230        | 1 139      | 1 485                    |
|                   | 1963        | 373       | 329                       | 318                       | 277          | 235        | 1 016      | 1 551                    |
|                   | 1964        | 408       | 358                       | 346                       | 298          | 257        | 1 095      | 1 480                    |
|                   | 1. Vj. 1964 | 101       | 93                        | 92                        | 76           | 69         | 295        | 415                      |
|                   | 2. " "      | 107       | 95                        | 92                        | 78           | 98         | 296        | 365                      |
|                   | 3. " "      | 93        | 77                        | 75                        | 65           | 56         | 229        | 322                      |
|                   | 4. " "      | 111       | 93                        | 89                        | 79           | 67         | 287        | 386                      |
|                   | 1. " 1965   | 105       | 93                        | 89                        | 80           | 68         | 282        | 358                      |
| Belgien/Luxemburg | 1960        | 1 187     | 279                       | 205                       | 832          | 253        | 2 372      | 3 057                    |
|                   | 1961        | 1 174     | 370                       | 299                       | 837          | 308        | 2 275      | 3 014                    |
|                   | 1962        | 1 192     | 340                       | 266                       | 884          | 287        | 2 224      | 3 145                    |
|                   | 1963        | 1 211     | 354                       | 279                       | 915          | 312        | 2 243      | 3 207                    |
|                   | 1964        | 1 380     | 398                       | 313                       | 1 017        | 349        | 2 216      | 2 991                    |
|                   | 1. Vj. 1964 | 333       | 85                        | 63                        | 252          | 83         | 584        | 759                      |
|                   | 2. " "      | 347       | 95                        | 74                        | 258          | 87         | 567        | 750                      |
|                   | 3. " "      | 337       | 92                        | 73                        | 240          | 83         | 490        | 712                      |
|                   | 4. " "      | 363       | 126                       | 106                       | 271          | 102        | 572        | 787                      |
|                   | 1. " 1965   | 353       | 85                        | 62                        | 268          | 83         | 542        | 717                      |
| Italien           | 1960        | 166       | 189                       | 189                       | 127          | 131        | 15         | 219                      |
|                   | 1961        | 183       | 229                       | 224                       | 137          | 153        | 15         | 224                      |
|                   | 1962        | 194       | 255                       | 248                       | 144          | 173        | 14         | 233                      |
|                   | 1963        | 203       | 279                       | 273                       | 152          | 191        | 12         | 248                      |
|                   | 1964        | 193       | 237                       | 229                       | 153          | 159        | 9          | 210                      |
|                   | 1. Vj. 1964 | 50        | 69                        | 68                        | 37           | 45         | 3          | 55                       |
|                   | 2. " "      | 45        | 61                        | 58                        | 38           | 42         | 2          | 52                       |
|                   | 3. " "      | 45        | 50                        | 48                        | 36           | 34         | 2          | 56                       |
|                   | 4. " "      | 53        | 58                        | 56                        | 42           | 39         | 2          | 48                       |
|                   | 1. " 1965   | 57        | 54                        | 51                        | 43           | 38         | 2          | 53                       |
| Niederlande       | 1960        | 169       | 248                       | 271                       | 124          | 208        | 1 087      | 1 326                    |
|                   | 1961        | 123       | 246                       | 268                       | 120          | 202        | 1 085      | 1 265                    |
|                   | 1962        | 176       | 242                       | 259                       | 132          | 196        | 981        | 1 334                    |
|                   | 1963        | 199       | 237                       | 257                       | 150          | 199        | 976        | 1 396                    |
|                   | 1964        | 218       | 281                       | 327                       | 157          | 234        | 947        | 1 276                    |
|                   | 1. Vj. 1964 | 55        | 68                        | 79                        | 41           | 57         | 247        | 370                      |
|                   | 2. " "      | 55        | 72                        | 87                        | 40           | 52         | 232        | 289                      |
|                   | 3. " "      | 52        | 68                        | 77                        | 37           | 57         | 231        | 306                      |
|                   | 4. " "      | 58        | 73                        | 84                        | 40           | 63         | 243        | 320                      |
|                   | 1. " 1965   | 64        | 73                        | 84                        | 43           | 62         | 241        | 276                      |
| Montanunion       | 1960        | 425       | 344                       | 326                       | 296          | 244        | 1 383      | 1 470                    |
|                   | 1961        | 423       | 357                       | 337                       | 295          | 247        | 1 329      | 1 388                    |
|                   | 1962        | 416       | 363                       | 344                       | 293          | 252        | 1 294      | 1 445                    |
|                   | 1963        | 417       | 365                       | 349                       | 293          | 256        | 1 273      | 1 460                    |
|                   | 1964        | 462       | 395                       | 380                       | 326          | 280        | 1 275      | 1 374                    |
|                   | 1. Vj. 1964 | 112       | 98                        | 94                        | 80           | 69         | 335        | 363                      |
|                   | 2. " "      | 115       | 100                       | 97                        | 82           | 71         | 324        | 335                      |
|                   | 3. " "      | 114       | 95                        | 91                        | 79           | 68         | 295        | 327                      |
|                   | 4. " "      | 121       | 102                       | 98                        | 86           | 73         | 328        | 357                      |
|                   | 1. " 1965   | 121       | 98                        | 94                        | 87           | 71         | 323        | 325                      |
| Großbritannien 4) | 1960        | 472       | 444                       | 423                       | 331          | 306        | 3 635      | 3 766                    |
|                   | 1961        | 426       | 366                       | 350                       | 297          | 258        | 3 597      | 3 536                    |
|                   | 1962        | 394       | 344                       | 331                       | 278          | 244        | 3 728      | 3 662                    |
|                   | 1963        | 428       | 385                       | 373                       | 303          | 269        | 3 698      | 3 636                    |
|                   | 1964        | 492       | 458                       | 447                       | 354          | 321        | 3 695      | 3 610                    |
|                   | 1. Vj. 1964 | 121       | 116                       | 113                       | 87           | 81         | 977        | 962                      |
|                   | 2. " "      | 128       | 116                       | 117                       | 92           | 84         | 928        | 867                      |
|                   | 3. " "      | 120       | 106                       | 95                        | 86           | 77         | 863        | 819                      |
|                   | 4. " "      | 127       | 110                       |                           | 92           | 82         | 927        | 900                      |
|                   | 1. " 1965   | 134       |                           |                           | 95           | 85         | 985        | 976                      |
| USA 4)            | 1960        | 499       | 495                       | 498                       | 378          | 358        | 2 167      | 2 000                    |
|                   | 1961        | 483       | 485                       | 488                       | 356          | 347        | 2 061      | 1 898                    |
|                   | 1962        | 478       | 484                       | 488                       | 357          | 357        | 2 119      | 1 942                    |
|                   | 1963        | 531       | 536                       | 540                       | 384          | 394        | 2 241      | 2 046                    |
|                   | 1964        | 600       | 612                       | 617                       | 429          | 442        | 2 367      | 2 090                    |
|                   | 1. Vj. 1964 | 139       |                           |                           |              |            | 560        |                          |
|                   | 2. " "      | 150       |                           |                           |              |            | 584        |                          |
|                   | 3. " "      | 148       |                           |                           |              |            | 571        |                          |
|                   | 4. " "      | 163       |                           |                           |              |            | 632        |                          |
|                   | 1. " 1965   | 165       |                           |                           |              |            | 583        |                          |
| USA 4)            | 2. " "      | 168       |                           |                           |              |            | 615        |                          |
|                   | 3. " "      | 155       |                           |                           |              |            |            |                          |

1a), 1b), 2), 3), 4), siehe Seite 26 5) Bundesrepublik und Montanunion einschließlich Berlin (West).

# Versorgung <sup>1)</sup>

## (Walzstahlfertigerzeugnisse nach Sorten)

Maßeinheit: 1000t

|   |                   | Montanunion-Länder |            |                        |         |             |             | Vergleichszahlen |           |          |
|---|-------------------|--------------------|------------|------------------------|---------|-------------|-------------|------------------|-----------|----------|
|   |                   | Bundesrepublik     | Frankreich | Belgien /<br>Luxemburg | Italien | Niederlande | MONTANUNION | Großbritannien   | USA       |          |
| <b>Eisenbahnoberbaumaterial</b>                   | <b>Erzeugung</b>  | 1964               | 516        | 353                    | 89      | 169         | -           | 1 127            | 393       | 810      |
|   | Einfuhr 6)        | "                  | 10         | 31                     | 4       | 20          | 50          | 115              | 0         | 11       |
|   | Ausfuhr           | "                  | 124        | 95                     | 66      | 8           | 6           | 300              | 182       | 46       |
|   | <b>Versorgung</b> | 1964               | 402        | 289                    | 27      | 181         | 44          | 942              | 211       | 775      |
|   |                   | 1963               | 404        | 229                    | 31      | 223         | 43          | 927              | 209       | 582      |
|   |                   | 1962               | 337        | 259                    | 50      | 325         | 59          | 1 029            | 231       | 526      |
|   | 1961              | 382                | 254        | 58                     | 264     | 58          | 904         | 356              | 447       |          |
|   | 1960              | 425                | 269        | 31                     | 276     | 50          | 1 047       | 412              | 695       |          |
| <b>Schwere Profile</b>                            | <b>Erzeugung</b>  | 1964               | 2 187      | 1 030                  | 1 150   | 644         | -           | 5 011            | siehe     | 5 724    |
|   | Einfuhr           | "                  | 344        | 249                    | 37      | 92          | 268         | 990              | Stabstahl | 579      |
|   | Ausfuhr           | "                  | 657        | 349                    | 809     | 44          | 8           | 1 867            |           | 226      |
|   | <b>Versorgung</b> | 1964               | 1 874      | 930                    | 378     | 692         | 260         | 4 134            | .         | 6 077    |
|   |                   | 1963               | 1 570      | 781                    | 257     | 857         | 229         | 3 694            | 1 895     | 5 238    |
|   |                   | 1962               | 1 616      | 898                    | 251     | 788         | 222         | 3 775            | 1 725     | 4 508    |
|   | 1961              | 1 707              | 796        | 239                    | 550     | 200         | 3 579       | 2 066            | 4 373     |          |
|   | 1960              | 1 663              | 702        | 175                    | 494     | 212         | 3 243       | 2 228            | 4 895     |          |
| <b>Leichte Profile (Stabstahl)</b>                | <b>Erzeugung</b>  | 1964               | 5 937      | 3 519                  | 3 210   | 2 659       | 68          | 5 393            | 3 590     | 12 833   |
|   | Einfuhr           | "                  | 877        | 782                    | 103     | 108         | 798         | 2 669            | 227       | 1 239    |
|   | Ausfuhr           | "                  | 1 401      | 861                    | 2 694   | 404         | 63          | 5 423            | 608       | 156      |
|   | <b>Versorgung</b> | 1964               | 5 413      | 3 440                  | 619     | 2 363       | 803         | 12 639           | 3 209     | 13 916   |
|   |                   | 1963               | 4 372      | 3 024                  | 719     | 3 056       | 650         | 11 821           | 2 735     | 11 896   |
|   |                   | 1962               | 4 671      | 3 049                  | 598     | 2 584       | 610         | 11 452           | 2 543     | 10 914   |
|   | 1961              | 4 993              | 2 892      | 785                    | 2 283   | 653         | 11 660      | 2 797            | 10 442    |          |
|   | 1960              | 5 235              | 2 845      | 522                    | 1 914   | 642         | 11 158      | 3 211            | 10 792    |          |
| <b>Walzdraht</b>                                  | <b>Erzeugung</b>  | 1964               | 2 767      | 1 818                  | 1 089   | 553         | 152         | 6 379            | 1 715     | 4 419    |
|   | Einfuhr           | "                  | 529        | 175                    | 168     | 89          | 132         | 1 094            | 86        | 864      |
|   | Ausfuhr           | "                  | 516        | 764                    | 439     | 27          | 90          | 1 836            | 98        | 31       |
|   | <b>Versorgung</b> | 1964               | 2 780      | 1 229                  | 818     | 615         | 194         | 5 637            | 1 703     | 5 252    |
|   |                   | 1963               | 2 251      | 1 098                  | 668     | 696         | 190         | 4 903            | 1 474     | 4 902    |
|   |                   | 1962               | 2 099      | 984                    | 655     | 669         | 178         | 4 589            | 1 357     | 4 594    |
|   | 1961              | 2 094              | 1 085      | 568                    | 674     | 197         | 4 682       | 1 353            | 4 410     |          |
|   | 1960              | 2 201              | 1 112      | 649                    | 594     | 199         | 4 755       | 1 575            | 4 230     |          |
| <b>Bandstahl und Röhrenstr.2)</b>                 | <b>Erzeugung</b>  | 1964               | 3 058      | 1 252                  | 1 300   | 610         | 233         | 6 453            | 1 878     | 4 686    |
|   | Einfuhr           | "                  | 320        | 249                    | 18      | 97          | 175         | 859              | 218       | 40       |
|   | Ausfuhr           | "                  | 299        | 188                    | 678     | 30          | 52          | 1 246            | 105       | 138      |
|   | <b>Versorgung</b> | 1964               | 3 079      | 1 313                  | 640     | 677         | 356         | 6 066            | 1 991     | 4 548    |
|   |                   | 1963               | 2 434      | 1 204                  | 570     | 735         | 267         | 5 210            | 1 788     | 4 067    |
|   |                   | 1962               | 2 502      | 1 123                  | 502     | 667         | 216         | 5 004            | 1 398     | 4 127    |
|   | 1961              | 2 274              | 1 091      | 336                    | 602     | 217         | 4 633       | 1 343            | 4 358     |          |
|   | 1960              | 2 504              | 1 108      | 459                    | 610     | 246         | 4 929       | 1 687            | 4 504     |          |
| <b>Grob- und Mittelbleche 3)</b>                  | <b>Erzeugung</b>  | 1964               | 4 663      | 1 698                  | 973     | 923         | 430         | 8 687            | 3 405     | 8 981    |
|   | Einfuhr           | "                  | 571        | 660                    | 150     | 300         | 250         | 1 931            | 100       | 419      |
|   | Ausfuhr           | "                  | 1 315      | 370                    | 661     | 81          | 152         | 2 579            | 428       | 160      |
|   | <b>Versorgung</b> | 1964               | 3 919      | 1 988                  | 462     | 1 142       | 528         | 8 039            | 3 077     | 9 240    |
|   |                   | 1963               | 3 027      | 1 751                  | 376     | 1 393       | 452         | 6 991            | 2 384     | 7 545    |
|   |                   | 1962               | 3 476      | 1 688                  | 366     | 1 499       | 485         | 7 465            | 1 960     | 6 470    |
|   | 1961              | 3 307              | 1 813      | 393                    | 1 110   | 501         | 7 119       | 2 411            | 6 208     |          |
|   | 1960              | 3 408              | 1 504      | 278                    | 883     | 545         | 6 619       | 2 557            | 6 867     |          |
| <b>Feinbleche (unter 3 mm)</b>                    | <b>Erzeugung</b>  | 1964               | 4 315      | 4 256                  | 1 953   | 1 957       | 1 025       | 13 506           | 5 301     | 4)41 750 |
|   | Einfuhr           | "                  | 1 404      | 626                    | 106     | 570         | 244         | 2 951            | 448       | 1 098    |
|   | Ausfuhr           | "                  | 1 059      | 1 944                  | 1 632   | 349         | 623         | 5 607            | 1 498     | 1 124    |
|   | <b>Versorgung</b> | 1964               | 4 660      | 2 938                  | 427     | 2 178       | 646         | 10 850           | 4 251     | 41 724   |
|   |                   | 1963               | 4 029      | 2 744                  | 375     | 2 398       | 465         | 10 004           | 3 624     | 37 098   |
|   |                   | 1962               | 3 928      | 2 420                  | 310     | 1 868       | 549         | 9 014            | 3 201     | 33 332   |
|   | 1961              | 3 290              | 2 201      | 319                    | 1 382   | 453         | 7 976       | 2 849            | 32 171    |          |
|   | 1960              | 3 578              | 2 297      | 261                    | 1 525   | 497         | 8 151       | 3 816            | 32 673    |          |
| <b>Walzstahlfertigerzeugnisse</b><br>Insgesamt 5) | <b>Erzeugung</b>  | 1964               | 24 745     | 14 371                 | 9 780   | 7 748       | 1 908       | 58 552           | 19 139    | 82 813   |
|   | Einfuhr           | "                  | 4 054      | 2 773                  | 588     | 1 275       | 1 919       | 10 607           | 1 079     | 4 063    |
|   | Ausfuhr           | "                  | 5 367      | 4 573                  | 6 980   | 944         | 995         | 18 858           | 2 916     | 1 881    |
|   | <b>Versorgung</b> | 1964               | 23 432     | 12 571                 | 3 388   | 8 079       | 2 832       | 50 301           | 17 302    | 84 995   |
|   |                   | 1963               | 19 177     | 11 227                 | 3 001   | 9 634       | 2 381       | 45 416           | 14 464    | 74 610   |
|   |                   | 1962               | 19 613     | 10 829                 | 2 738   | 8 661       | 2 313       | 44 155           | 13 034    | 67 692   |
|   | 1961              | 19 321             | 10 565     | 2 924                  | 7 616   | 2 349       | 42 781      | 13 660           | 65 723    |          |
|   | 1960              | 20 272             | 10 298     | 2 396                  | 6 503   | 2 389       | 41 853      | 16 042           | 67 832    |          |

1) Ohne Berücksichtigung der Lagerveränderungen. 2) Erzeugung einschl. Warmbreitband-Fertigerzeugnis. 3) Einschl. Breitflachstahl. 4) Erzeugung einschl. Coils for cold reduced blackplate and timplate. 5) Erzeugung einschl. Röhrenrund- und Röhrenvierkantstahl, der oben nicht besonders aufgeführt ist. 6) Einschl. gebr. Schienen.

## Bestände

Maßeinheit: 1000t

|  | Jahr<br>Monat                        | Montanunion-Länder              |                                 |                  |                         |         |                     |                     |                    | Vergleichszahlen    |                        |          |
|--|--------------------------------------|---------------------------------|---------------------------------|------------------|-------------------------|---------|---------------------|---------------------|--------------------|---------------------|------------------------|----------|
|  |                                      | Bundesrepublik<br>ohne Saarland | Saarland                        | Belgien          | Frankreich              | Italien | Luxemburg           | Niederlande         | MONTANUNION        | Großbritannien      | USA                    |          |
| <b>Steinkohlen <sup>1)</sup><br/>bei den Zechen</b>  | 1957                                 | 735                             | 181                             | 1 413            | 4 583                   | 2) 50   | -                   | 312                 | 7 273              | 8 708               | 73 281                 |          |
|  | 1958                                 | 8 565                           | 898                             | 6 928            | 7 380                   | 21      | -                   | 746                 | 24 538             | 19 984              | 69 205                 |          |
|  | 1959                                 | 10 330                          | 1 436                           | 7 496            | 10 955                  | 111     | -                   | 864                 | 31 193             | 36 245              | 69 129                 |          |
|  | 1960                                 |                                 |                                 | 6 565            | 13 202                  | 93      | -                   | 655                 | 27 834             | 29 656              | 66 446                 |          |
|  | 1961                                 | 7 148                           |                                 | 4 394            | 11 618                  | 8       | -                   | 541                 | 24 984             | 21 761              | 64 789                 |          |
|  | 1962                                 | 8 297                           |                                 | 1 351            | 8 556                   | 43      | -                   | 537                 | 16 633             | 25 765              | 63 223                 |          |
|  | 1963                                 | 6 146                           |                                 | 454              | 6 123                   | 68      | -                   | 378                 | 10 798             | 19 920              | 63 578                 |          |
|  | 1964                                 | 3 776                           |                                 | 1 489            | 5 703                   | 73      | -                   | 898                 | 16 992             | 20 704              | 68 349                 |          |
|  | 1965                                 | 8 629                           |                                 |                  |                         |         |                     |                     |                    |                     |                        |          |
|  | Jan. 65                              |                                 | 9 560                           | 1 538            | 5 770                   | 82      | -                   | 909                 | 17 859             | 19 824              | 63 898                 |          |
|  | Febr. "                              |                                 | 11 027                          | 1 620            | 5 778                   | 82      | -                   | 1 048               | 19 555             | 19 776              | 60 909                 |          |
|  | März "                               |                                 | 12 558                          | 1 827            | 6 219                   | 103     | -                   | 1 170               | 21 877             | 20 048              | 58 897                 |          |
|  | Apr. "                               |                                 | 13 677                          | 1 891            | 6 650                   | 112     | -                   | 1 274               | 23 604             | 20 460              | 59 411                 |          |
|  | Mai "                                |                                 | 14 274                          | 1 907            | 6 887                   | 71      | -                   | 1 290               | 24 641             | 21 495              | 62 316                 |          |
|  | Juni "                               |                                 | 15 070                          | 1 990            | 7 031                   | 49      | -                   | 1 294               | 25 634             | 22 091              | 64 789                 |          |
|  | Juli "                               |                                 | 15 58                           | 2 007            | 7 082                   | 28      | -                   | 1 323               | 26 026             | 22 269              | 60 045                 |          |
|  | Aug. "                               |                                 | 15 627                          | 1 985            | 6 901                   | 29      | -                   | 1 328               | 25 870             |                     |                        |          |
|  | Sept. "                              |                                 | 15 757                          | 2 044            | 6 923                   | 20      | -                   | 1 310               | 26 045             |                     |                        |          |
|  | Okt. "                               |                                 | 15 523                          | 2 148            | 7 039                   | 8       | -                   | 1 236               | 25 954             |                     |                        |          |
|  | Nov. "                               |                                 | 15 055                          | 2 188            | 7 179                   | 10      | -                   | 1 208               | 25 640             |                     |                        |          |
|  | Dez. "                               |                                 |                                 |                  |                         |         |                     |                     |                    |                     |                        |          |
| <b>Koks<br/>bei Kokereien</b>  | 1957                                 | 622                             | 53                              | 257              | 448                     | 129     | -                   | 163                 | 1 653              |                     |                        |          |
|  | 1958                                 | 5 316                           | 51                              | 276              | 708                     | 321     | -                   | 342                 | 7 015              |                     |                        |          |
|  | 1959                                 | 7 062                           | 18                              | 291              | 688                     | 209     | -                   | 301                 | 8 569              |                     |                        |          |
|  | 1960                                 |                                 |                                 | 270              | 576                     | 111     | -                   | 221                 | 6 653              |                     |                        |          |
|  | 1961                                 | 5 475                           |                                 | 266              | 732                     | 165     | -                   | 297                 | 6 433              |                     |                        |          |
|  | 1962                                 | 4 973                           |                                 | 218              | 757                     | 69      | -                   | 128                 | 6 249              |                     |                        |          |
|  | 1963                                 | 5 077                           |                                 | 148              | 430                     | 104     | -                   | 117                 | 2 464              |                     |                        |          |
|  | 1964                                 | 1 665                           |                                 | 162              | 682                     | 420     | -                   | 270                 | 2 617              |                     |                        |          |
|  | 1965                                 | 1 083                           |                                 |                  |                         |         |                     |                     |                    |                     |                        |          |
|  | Jan. 65                              |                                 | 1 213                           | 153              | 685                     | 445     | -                   | 313                 | 2 809              |                     |                        |          |
|  | Febr. "                              |                                 | 1 344                           | 139              | 683                     | 450     | -                   | 340                 | 2 956              |                     |                        |          |
|  | März "                               |                                 | 1 605                           | 157              | 654                     | 430     | -                   | 327                 | 3 123              |                     |                        |          |
|  | Apr. "                               |                                 | 1 453                           | 167              | 672                     | 430     | -                   | 348                 | 3 070              |                     |                        |          |
|  | Mai "                                |                                 | 1 441                           | 169              | 647                     | 538     | -                   | 341                 | 3 136              |                     |                        |          |
|  | Juni "                               |                                 | 1 457                           | 171              | 643                     | 532     | -                   | 357                 | 3 160              |                     |                        |          |
|  | Juli "                               |                                 | 1 538                           | 179              | 675                     | 496     | -                   | 359                 | 3 248              |                     |                        |          |
|  | Aug. "                               |                                 | 1 876                           | 168              | 729                     | 449     | -                   | 340                 | 3 562              |                     |                        |          |
|  | Sept. "                              |                                 | 1 929                           | 147              | 677                     | 372     | -                   | 309                 | 3 434              |                     |                        |          |
|  | Okt. "                               |                                 | 2 265                           | 144              | 635                     | 277     | -                   | 300                 | 3 621              |                     |                        |          |
|  | Nov. "                               |                                 | 2 515                           | 184              | 629                     | 275     | -                   | 291                 | 3 894              |                     |                        |          |
|  | Dez. "                               |                                 |                                 |                  |                         |         |                     |                     |                    |                     |                        |          |
| <b>Eisenerze<br/>bei den Gruben</b>  | 1962                                 |                                 | 1 894                           | 8                | 8 059                   | 544     | 694                 | -                   | 11 199             |                     |                        |          |
|  | 1963                                 |                                 | 2 254                           | 12               | 7 710                   | 628     | 796                 | -                   | 11 400             |                     |                        |          |
|  | 1964                                 |                                 | 2 218                           | 10               | 7 714                   | 615     | 842                 | -                   | 11 399             |                     |                        |          |
|  | 1965                                 |                                 |                                 |                  |                         |         |                     |                     |                    |                     |                        |          |
|  | Jan. 65                              |                                 | 2 192                           | 8                | 7 782                   | 606     | 843                 | -                   | 11 431             |                     |                        |          |
|  | Febr. "                              |                                 | 2 227                           | 7                | 7 871                   | 571     | 850                 | -                   | 11 526             |                     |                        |          |
|  | März "                               |                                 | 2 189                           | 7                | 8 165                   | 510     | 861                 | -                   | 11 732             |                     |                        |          |
|  | Apr. "                               |                                 | 2 177                           | 9                | 8 435                   | 480     | 879                 | -                   | 11 976             |                     |                        |          |
|  | Mai "                                |                                 | 2 113                           | 8                | 8 430                   | 455     | 889                 | -                   | 11 895             |                     |                        |          |
|  | Juni "                               |                                 | 2 069                           | 8                | 8 542                   | 437     | 889                 | -                   | 11 942             |                     |                        |          |
|  | Juli "                               |                                 | 2 052                           | 6                | 8 034                   | 449     | 886                 | -                   | 11 427             |                     |                        |          |
|  | Aug. "                               |                                 | 1 996                           | 6                | 7 376                   | 479     | 878                 | -                   | 10 735             |                     |                        |          |
|  | Sept. "                              |                                 | 2 038                           | 6                | 7 675                   | 474     | 883                 | -                   | 11 076             |                     |                        |          |
|  | Okt. "                               |                                 | 2 085                           |                  |                         |         |                     |                     |                    |                     |                        |          |
|  | Nov. "                               |                                 | 2 146                           |                  |                         |         |                     |                     |                    |                     |                        |          |
|  | Dez. "                               |                                 |                                 |                  |                         |         |                     |                     |                    |                     |                        |          |
|  |                                      |                                 |                                 |                  |                         |         |                     |                     |                    |                     |                        |          |
|  |                                      |                                 |                                 |                  |                         |         |                     |                     |                    |                     |                        |          |
|  |                                      |                                 |                                 |                  |                         |         |                     |                     |                    |                     |                        |          |
|  |                                      |                                 |                                 |                  |                         |         |                     |                     |                    |                     |                        |          |
|  |                                      |                                 |                                 |                  |                         |         |                     |                     |                    |                     |                        |          |
| <b>Schrott<br/>bei den Hütten</b>  | 1962                                 |                                 | 1 398                           | 145              | 683                     | 1 062   | 89                  | 102                 | 3 478              | 3) 1 229            | 6 474                  |          |
|  | 1963                                 |                                 | 1 081                           | 120              | 698                     | 851     | 105                 | 111                 | 2 965              | 1 051               | 5 981                  |          |
|  | 1964                                 |                                 | 1 361                           | 122              | 654                     | 698     | 105                 | 119                 | 3 059              | 1 342               | 5 414                  |          |
|  | 1965                                 |                                 |                                 |                  |                         |         |                     |                     |                    |                     |                        |          |
|  | Jan. 65                              |                                 | 1 391                           | 108              | 633                     | 704     | 104                 | 109                 | 2 989              | 1 312               |                        |          |
|  | Febr. "                              |                                 | 1 331                           | 103              | 658                     | 719     | 98                  | 104                 | 2 991              | 1 324               |                        |          |
|  | März "                               |                                 | 1 311                           | 109              | 655                     | 703     | 98                  | 92                  | 2 968              | 1 309               |                        |          |
|  | Apr. "                               |                                 | 1 309                           | 109              | 663                     | 747     | 97                  | 80                  | 3 005              | 1 266               |                        |          |
|  | Mai "                                |                                 | 1 252                           | 104              | 661                     | 747     | 97                  | 71                  | 2 932              | 1 290               |                        |          |
|  | Juni "                               |                                 | 1 277                           | 99               | 641                     | 741     | 98                  | 67                  | 2 925              | 1 275               |                        |          |
|  | Juli "                               |                                 | 1 297                           | 104              | 659                     | 771     | 97                  | 72                  | 3 000              | 1 336               |                        |          |
|  | Aug. "                               |                                 | 1 241                           | 103              | 646                     | 867     | 97                  | 71                  | 3 025              | 1 349               |                        |          |
|  | Sept. "                              |                                 | 1 317                           | 107              | 612                     | 879     | 100                 | 82                  | 3 097              | 1 312               |                        |          |
|  | Okt. "                               |                                 | 1 301                           | 110              | 607                     | 880     | 100                 | 101                 | 3 099              | 1 349               |                        |          |
|  | Nov. "                               |                                 | 1 254                           |                  |                         |         |                     |                     |                    |                     |                        |          |
|  | Dez. "                               |                                 |                                 |                  |                         |         |                     |                     |                    |                     |                        |          |
|  |                                      |                                 |                                 |                  |                         |         |                     |                     |                    |                     |                        |          |
|  |                                      |                                 |                                 |                  |                         |         |                     |                     |                    |                     |                        |          |
|  |                                      |                                 |                                 |                  |                         |         |                     |                     |                    |                     |                        |          |
|  |                                      |                                 |                                 |                  |                         |         |                     |                     |                    |                     |                        |          |
|  |                                      |                                 |                                 |                  |                         |         |                     |                     |                    |                     |                        |          |
| <b>Steinkohlen<br/>Briketts und Koks<br/>bei Verbrauchern<br/>in den Ländern<br/>der Montanunion<br/>insgesamt</b> | Steinkohlen und Steinkohlen-Briketts |                                 |                                 |                  |                         |         |                     |                     |                    |                     | Koks                   |          |
|  | Verbrauchergruppen                   |                                 |                                 |                  |                         |         |                     |                     | Verbrauchergruppen |                     |                        |          |
|  |                                      | Kokereien<br>(Steinkohle)       | Brikettfabriken<br>(Steinkohle) | Eisen-<br>bahnen | Elektrizitäts-<br>werke | Gewerbe | Eisen-<br>industrie | Ubrige<br>Industrie | Insgesamt          | Eisen-<br>industrie | Ubrige<br>Industrie 4) | zusammen |
|  | 1960                                 | 2 215                           | 328                             | 987              | 8 263                   | 1 223   | 261                 | 3 850               | 17 127             | 1 767               | 869                    | 2 636    |
|  | 1961                                 | 1 950                           | 294                             | 906              | 7 391                   | 909     | 281                 | 3 430               | 15 161             | 1 757               | 804                    | 2 561    |
|  | 1962                                 | 1 940                           | 249                             | 650              | 6 074                   | 773     | 327                 | 2 857               | 12 870             | 1 597               | 860                    | 2 457    |
|  | 1963                                 | 2 053                           | 402                             | 983              | 9 251                   | 1 093   | 338                 | 3 690               | 17 810             | 1 368               | 853                    | 2 221    |
|  | 1964                                 | 2 001                           | 550                             | 1 025            | 9 096                   | 1 144   | 376                 | 3 790               | 17 982             | 1 501               | 894                    | 2 395    |
|  | 1965                                 |                                 |                                 |                  |                         |         |                     |                     |                    |                     |                        |          |
|  | März 65                              | 2 058                           | 570                             | 886              | 7 987                   | 917     | 325                 | 3 293               | 16 036             | 1 446               | 747                    | 2 193    |
|  | Juni "                               | 1 813                           | 507                             | 853              | 8 889                   | 737     | 325                 | 3 220               | 16 344             | 1 419               | 796                    | 2 215    |
|  | Sept. "                              | 1 957                           | 436                             | 845              | 10 157                  | 849     | 367                 | 3 555               | 18 166             |                     |                        |          |
|  | Dez. 66                              |                                 |                                 |                  |                         |         |                     |                     |                    |                     |                        |          |
|  | März 66                              |                                 |                                 |                  |                         |         |                     |                     |                    |                     |                        |          |
|  | Juni "                               |                                 |                                 |                  |                         |         |                     |                     |                    |                     |                        |          |

1) Ohne Einsatzkohle bei Zechenkokereien. 2) Nur Sulcis. 3) Bestände insgesamt. 4) Ohne Belgien.



## Belegschaft und Leistung

| Jahr<br>Monat | Montanunion-Länder              |          |            |         |         |           |             |             | Vergleichszahlen |     |
|---------------|---------------------------------|----------|------------|---------|---------|-----------|-------------|-------------|------------------|-----|
|               | Bundesrepublik<br>ohne Saarland | Saarland | Frankreich | Belgien | Italien | Luxemburg | Niederlande | MONTANUNION | Großbritannien   | USA |

## Beschäftigte im Steinkohlen-Bergbau insgesamt in 1000

|         |       |  |       |      |     |   |      |       |  |  |
|---------|-------|--|-------|------|-----|---|------|-------|--|--|
| 1962    | 433,6 |  | 199,7 | 91,0 | 3,4 | - | 57,3 | 785,0 |  |  |
| 1963    | 412,0 |  | 193,6 | 90,6 | 3,2 | - | 55,9 | 755,3 |  |  |
| 1964    | 398,5 |  | 188,1 | 90,6 | 3,1 | - | 55,7 | 736,1 |  |  |
| Marz 64 | 410,6 |  | 190,2 | 90,1 | 3,1 | - | 55,4 | 749,4 |  |  |
| Juni "  | 407,7 |  | 190,0 | 90,0 | 3,1 | - | 55,5 | 746,2 |  |  |
| Sept. " | 400,3 |  | 185,9 | 89,7 | 3,1 | - | 55,6 | 734,6 |  |  |
| Dez. "  | 398,5 |  | 188,1 | 90,6 | 3,1 | - | 55,7 | 736,1 |  |  |
| Marz 65 | 394,9 |  | 185,1 | 86,5 | 3,0 | - | 55,6 | 725,1 |  |  |
| Juni "  | 389,7 |  | 184,9 | 83,3 | 3,0 | - | 54,9 | 715,9 |  |  |
| Sept. " |       |  |       |      |     |   |      |       |  |  |

## Arbeiter a) insgesamt b) unter Tage in 1000

|         | a     | b     | a    | b    | a     | b     | a     | b    | a   | b   | a | b | a    | b    | a     | b     | a     | b     |
|---------|-------|-------|------|------|-------|-------|-------|------|-----|-----|---|---|------|------|-------|-------|-------|-------|
| 1958 D  | 473,9 | 326,6 | 56,5 | 38,4 | 209,3 | 140,3 | 132,4 | 98,3 | 3,7 | 2,7 | - | - | 56,2 | 31,1 | 932,0 | 637,3 | 698,1 | 560,0 |
| 1959 "  | 424,5 | 289,3 | 53,1 | 36,7 | 202,5 | 135,6 | 114,7 | 84,4 | 3,6 | 2,6 | - | - | 53,8 | 29,5 | 852,2 | 578,1 | 659,9 | 534,0 |
| 1960 "  | 437,2 | 297,0 | 3)   | 3)   | 187,9 | 124,6 | 97,3  | 71,6 | 3,4 | 2,2 | - | - | 51,1 | 28,2 | 776,9 | 532,6 | 598,3 | 482,0 |
| 1961 "  | 412,5 | 288,0 |      |      | 179,7 | 119,0 | 84,2  | 61,2 | 3,2 | 2,0 | - | - | 49,2 | 27,4 | 728,8 | 487,8 | 571,0 | 454,0 |
| 1962 "  | 382,4 | 265,5 |      |      | 175,4 | 117,6 | 80,7  | 59,8 | 2,9 | 1,7 | - | - | 49,3 | 26,3 | 690,7 | 460,6 | 551,0 | 437,0 |
| 1963 "  | 362,1 | 248,1 |      |      | 169,8 | 115,1 | 80,4  | 58,2 | 2,8 | 1,7 | - | - | 48,0 | 25,8 | 662,9 | 442,3 | 524,0 | 416,0 |
| 1964 "  | 348,8 | 237,7 |      |      | 164,7 | 111,1 | 80,6  | 59,8 | 2,6 | 1,1 | - | - | 47,8 | 25,2 | 644,5 | 431,0 |       |       |
| 1965 "  |       |       |      |      |       |       |       |      |     |     |   |   |      |      |       |       |       |       |
| Marz 64 | 360,9 | 241,9 |      |      | 166,4 | 111,8 | 80,0  | 59,0 | 2,7 | 1,4 | - | - | 47,4 | 25,2 | 657,5 | 439,7 | 506,0 | 403,0 |
| Juni "  | 357,6 | 238,0 |      |      | 166,3 | 112,2 | 79,9  | 60,4 | 2,7 | 1,0 | - | - | 47,5 | 25,4 | 654,0 | 436,6 | 499,0 | 397,0 |
| Sept. " | 350,3 | 233,4 |      |      | 162,3 | 108,5 | 79,7  | 59,8 | 2,7 | 0,8 | - | - | 47,6 | 25,1 | 642,6 | 427,6 | 492,0 | 391,0 |
| Dez. "  | 348,8 | 233,4 |      |      | 164,7 | 111,0 | 80,6  | 60,6 | 2,6 | 0,8 | - | - | 47,8 | 25,2 | 644,5 | 431,0 | 485,0 | 386,0 |
| Marz 65 | 345,0 | 231,0 |      |      | 161,6 | 108,7 | 76,5  | 57,0 | 2,6 | 0,8 | - | - | 47,5 | 25,1 | 633,3 | 422,6 |       |       |
| Juni "  | 339,6 | 225,4 |      |      | 161,5 | 109,1 | 73,5  | 54,6 | 2,6 | 0,8 | - | - | 46,9 | 24,8 | 624,1 | 414,7 |       |       |
| Sept. " |       |       |      |      |       |       |       |      |     |     |   |   |      |      |       |       |       |       |

## Arbeiter im Eisenerz-Bergbau a) insgesamt b) unter Tage in 1000

|         |      |      |  |  |      |      |     |     |     |     |     |     |   |   |      |      |     |   |   |   |
|---------|------|------|--|--|------|------|-----|-----|-----|-----|-----|-----|---|---|------|------|-----|---|---|---|
| 1958    | 19,4 | 13,2 |  |  | 24,2 | 17,9 | 0,1 | 0,1 | 3,0 | 1,1 | 2,2 | 1,1 | - | - | 49,0 | 33,4 | 4,1 | . | . | . |
| 1959    | 17,8 | 19,1 |  |  | 23,7 | .    | .   | .   | 2,9 | .   | 2,1 | .   | - | - | 46,5 | 31,5 | 3,9 | . | . | . |
| 1960    | 16,8 | .    |  |  | 23,2 | .    | .   | .   | 2,9 | .   | 2,1 | .   | - | - | 44,9 | 30,2 | 3,8 | . | . | . |
| 1961    | 15,6 | .    |  |  | 22,6 | .    | .   | .   | 2,8 | .   | 2,0 | .   | - | - | 43,0 | 29,0 | 3,6 | . | . | . |
| 1962    | 11,9 | .    |  |  | 21,6 | .    | .   | .   | 2,5 | .   | 1,9 | .   | - | - | 37,9 | 25,3 | 3,1 | . | . | . |
| 1963    | 9,1  | .    |  |  | 19,3 | .    | .   | .   | 2,0 | .   | 1,8 | .   | - | - | 32,3 | 21,2 | 3,0 | . | . | . |
| 1964    | 9,9  | .    |  |  | 17,8 | .    | .   | .   | 1,6 | .   | 1,7 | .   | - | - | 28,9 | 19,1 |     |   |   |   |
| 1965    |      |      |  |  |      |      |     |     |     |     |     |     |   |   |      |      |     |   |   |   |
| Marz 64 | 8,7  | .    |  |  | 18,6 | .    | .   | .   | 2,0 | .   | 1,8 | .   | - | - | 31,0 | 20,4 |     |   |   |   |
| Juni "  | 8,2  | .    |  |  | 18,2 | .    | .   | .   | 1,9 | .   | 1,7 | .   | - | - | 30,0 | 19,8 |     |   |   |   |
| Sept. " | 7,8  | .    |  |  | 18,0 | .    | .   | .   | 1,6 | .   | 1,7 | .   | - | - | 29,2 | 19,2 |     |   |   |   |
| Dez. "  | 7,9  | .    |  |  | 17,8 | .    | .   | .   | 1,6 | .   | 1,7 | .   | - | - | 28,9 | 19,1 |     |   |   |   |
| Marz 65 | 7,8  | .    |  |  | 17,3 | .    | .   | .   | 1,5 | .   | 1,7 | .   | - | - | 28,4 | 18,7 |     |   |   |   |
| Juni "  | 6,9  | .    |  |  | 17,0 | .    | .   | .   | 1,5 | .   | 1,6 | .   | - | - | 27,1 | 17,8 |     |   |   |   |
| Sept. " |      |      |  |  |      |      |     |     |     |     |     |     |   |   |      |      |     |   |   |   |

## Arbeiter in der Eisen schaffenden Industrie

|         |         |        |         |        |        |        |        |         |            |         |
|---------|---------|--------|---------|--------|--------|--------|--------|---------|------------|---------|
| 1959    | 175 884 | 28 524 | 127 742 | 53 258 | 50 776 | 19 292 | 8 991  | 464 467 | 1) 229 720 | 399 738 |
| 1960    | 214 810 |        | 131 690 | 54 442 | 52 897 | 19 353 | 9 261  | 482 453 | 4) 261 150 | 449 888 |
| 1961    | 212 119 |        | 131 569 | 54 120 | 56 349 | 19 444 | 9 750  | 483 351 | 249 360    | 405 924 |
| 1962    | 208 926 |        | 129 081 | 52 695 | 59 713 | 19 176 | 9 875  | 479 466 | 236 850    | 402 662 |
| 1963    | 200 306 |        | 129 413 | 51 832 | 58 561 | 19 065 | 10 149 | 469 326 | 227 390    | 405 536 |
| 1964    | 206 174 |        | 130 080 | 53 657 | 56 271 | 19 820 | 11 511 | 477 513 |            |         |
| 1965    |         |        |         |        |        |        |        |         |            |         |
| Marz 64 | 203 692 |        | 129 855 | 52 195 | 58 135 | 19 228 | 10 508 | 473 613 |            |         |
| Juni "  | 204 186 |        | 129 961 | 52 840 | 57 736 | 19 581 | 10 640 | 474 944 |            |         |
| Sept. " | 205 944 |        | 130 904 | 53 427 | 56 742 | 19 761 | 11 046 | 477 824 |            |         |
| Dez. "  | 206 174 |        | 130 080 | 53 657 | 56 271 | 19 820 | 11 511 | 477 513 |            |         |
| Marz 65 | 207 044 |        | 128 883 | 53 258 | 58 866 | 19 581 | 11 753 | 479 385 |            |         |
| Juni "  | 206 140 |        | 127 067 | 52 572 | 58 955 | 19 641 | 11 841 | 476 216 |            |         |
| Sept. " | 203 471 |        |         |        |        |        |        |         |            |         |

## Schichtleistung im Steinkohlen-Bergbau je Mann unter Tage in kg

|           |       |       |       |       |       |   |       |       |       |          |
|-----------|-------|-------|-------|-------|-------|---|-------|-------|-------|----------|
| 1959      | 1 845 | 1 851 | 1 717 | 1 388 | 1 164 | - | 1 617 | 1 743 | 1 886 | 2) 9 145 |
| 1960      | 2 057 |       | 1 798 | 1 577 | 1 346 | - | 1 789 | 1 917 | 1 971 | 9 653    |
| 1961      | 2 207 |       | 1 878 | 1 714 | 1 573 | - | 2 055 | 2 059 | 2 057 | 10 349   |
| 1962      | 2 372 |       | 1 922 | 1 818 | 1 676 | - | 2 070 | 2 174 | 2 211 | 10 857   |
| 1963      | 2 521 |       | 1 958 | 1 820 | 2 000 | - | 2 087 | 2 272 | 2 338 | 11 591   |
| 1964      | 2 614 |       | 2 046 | 1 763 | 2 532 | - | 2 140 | 2 332 | 2 528 |          |
| 1965      | 2 704 |       |       |       |       |   |       |       |       |          |
| Okt. 64   | 2 613 |       | 2 040 | 1 730 | 3 320 | - | 2 061 | 2 316 | 2 577 |          |
| Nov. "    | 2 632 |       | 2 075 | 1 723 | 3 382 | - | 2 128 | 2 340 | 2 614 |          |
| Dez. "    | 2 679 |       | 2 015 | 1 776 | 3 483 | - | 2 168 | 2 364 | 2 636 |          |
| Jan. 65   | 2 696 |       | 2 061 | 1 757 | 3 091 | - | 2 208 | 2 329 | 2 621 |          |
| Febr. "   | 2 727 |       | 2 070 | 1 794 | 3 184 | - | 2 288 | 2 401 | 2 674 |          |
| Marz "    | 2 738 |       | 2 052 | 1 860 | 2 768 | - | 2 212 | 2 416 | 2 689 |          |
| April "   | 2 712 |       | 2 054 | 1 857 | 3 784 | - | 2 137 | 2 393 | 2 623 |          |
| Mai "     | 2 670 |       | 2 061 | 1 854 | 3 917 | - | 2 164 | 2 378 | 2 674 |          |
| Juni "    | 2 681 |       | 2 052 | 1 860 | 3 792 | - | 2 094 | 2 372 | 2 624 |          |
| Juli "    | 2 686 |       | 1 979 | 1 853 | 3 151 | - | 2 162 |       | 2 597 |          |
| August "  | 2 701 |       | 1 888 |       | 2 812 | - | 2 166 |       | 2 511 |          |
| Sept. "   | 2 677 |       |       |       |       |   |       |       | 2 603 |          |
| Oktober " | 2 716 |       |       |       |       |   |       |       |       |          |
| Nov. "    | 2 704 |       |       |       |       |   |       |       |       |          |
| Dez. "    |       |       |       |       |       |   |       |       |       |          |

1) Einschl. Rohrenwerke. 2) Leistung der Arbeiter insgesamt bei Tiefbauzechen. 3) In der Bundesrepublik enthalten. 4) Jahresmitte.

