

STATISTISCHES BUNDESAMT
AUßENSTELLE DÜSSELDORF

EISEN UND STAHL

Reihe 2

Zahlen zur Montanunion

Februar 1965



Herausgeber: Statistisches Bundesamt, Außenstelle Düsseldorf

EISEN UND STAHL

Ergänzungsserie
zur Fachserie D: Industrie und Handwerk

Reihe 2

Zahlen zur Montanunion

Februar 1965



Bestell-Nr. D/EST 2-m 2/65
Herausgeber: Statistisches Bundesamt, Außenstelle Düsseldorf

Inhalt

| | | Seite |
|-----------------------------|--|-------|
| Vorbemerkung..... | Zeichenerklärung | 1 |
| A. Gesamtübersichten | Tabellen und Schaubilder | 2-3 |
| B. Förderung/Erzeugung | 1. Steinkohle, Koks, Steinkohlenbriketts, Braunkohle | 4 |
| | 2. Eisenerze, Sinter, Schrott | 5 |
| | 3. Erzeugungsanlagen: Hochöfen und Stahlöfen | 6 |
| | 4. Roheisen nach Sorten | 7 |
| | 5. Rohstahl nach Sorten | 8-9 |
| | 6. Walzstahlfertigerzeugnisse nach Sorten | 10-11 |
| | 7. Weiterverarbeitete Walzstahlfertigerzeugnisse | 12 |
| | 8. Anteile der Länder an der Förderung/Erzeugung der Montanunion in % | 13 |
| C. Verbrauch | 1. Eisenerze, Manganerze, Sinter, Schrott und Koks für die Roheisenerzeugung | 14 |
| | 2. Roheisen und Schrott für die Stahlerzeugung | 15 |
| | 3. Verbrauch je t Roheisenerzeugung | 16 |
| | Verbrauch je t Rohstahlerzeugung | 16 |
| D. Außenhandel | 1. Kohle, Koks und Briketts, Eisenerze | 17 |
| | 2. Schrott, Roheisen | 18 |
| | 3. Rohblöcke und Stahlhalbzeug, Warmbreitband | 19 |
| | 4. Walzstahl insgesamt, Eisenbahnoberbaumaterial | 20 |
| | 5. Schwere Profile, leichte Profile | 21 |
| | 6. Walzdraht, Bandstahl | 22 |
| | 7. Grob- und Mittelbleche, Feinbleche | 23 |
| | 8. Transformatoren- und Dynamobleche, sonstige Bleche ... | 24 |
| | 9. Weiterverarbeitete Walzstahlfertigerzeugnisse, Stahlröhren | 25 |
| E. Erzeugung und Versorgung | 1. Rohstahl, Walzstahl, Kohle, insgesamt | 26 |
| | 2. Rohstahl, Walzstahl, Kohle, je Kopf der Bevölkerung .. | 27 |
| | 3. Walzstahlfertigerzeugnisse nach Sorten | 28 |
| F. Bestände | Steinkohle, Koks, Eisenerze, Schrott | 29 |
| G. Belegschaft und Leistung | 1. Beschäftigte/Arbeiter im Steinkohlenbergbau, Eisenerzbergbau und in der Eisen schaffenden Industrie | 30 |
| | 2. Schichtleistung im Steinkohlenbergbau | 30 |
| H. Löhne | Brutto-Stundenlöhne im Steinkohlenbergbau, Eisenerzbergbau und in der Eisen schaffenden Industrie | 31 |

Vorbemerkung

Die "Zahlen zur Montanunion" enthalten ausgewählte Zahlenreihen über wichtige wirtschaftliche Tatbestände und Vorgänge, die für eine Beobachtung der Entwicklung innerhalb der Montanunion sowie der Vergleichsländer Großbritannien und USA von besonderer Bedeutung sind oder brauchbare Anhaltspunkte bieten.

Das nach Ländern der Montanunion aufgegliederte Zahlenmaterial erstreckt sich hauptsächlich auf den Steinkohlenbergbau, den Eisenerzbergbau sowie die Eisen- und Stahlindustrie. In erster Linie werden die im Vertrag über die Gründung der Europäischen Gemeinschaft für Kohle und Stahl genannten Erzeugnisse berücksichtigt, wobei Erzeugung und Förderung, Rohstoffverbrauch und -versorgung sowie Bezüge und Lieferungen im Vordergrund stehen. Darüber hinaus werden Bestände, Belegschaft, Löhne und allgemeine Wirtschaftszahlen dargestellt.

Die Zahlen entstammen größtenteils den Veröffentlichungen der Länder und des Statistischen Amtes der Europäischen Gemeinschaften. Wegen Benutzung verschiedener Quellen sind die Zahlen mit anderen Veröffentlichungen des Statistischen Bundesamtes nicht immer vergleichbar.

Für die einzelnen Länder gilt der jetzige Gebietsstand. Soweit nicht anders vermerkt, ist unter der Bezeichnung "Bundesrepublik" bei den Förderungs- und Erzeugungszahlen Bundesrepublik ohne Berlin-West, beim Aussenhandel einschließlich Berlin-West zu verstehen. Das Saarland ist nur ausnahmsweise in den Zahlen von Frankreich enthalten. Bei Italien ist Triest eingeschlossen.

Die Reihen werden monatlich auf den neuesten Stand gebracht und laufend - ohne besondere Kennzeichnung - berichtet. Die sich bei der Aufrechnung der einzelnen Zahlen ergebenden Differenzen mit den Summen sind auf Abrundungen zurückzuführen.

Bei den Angaben über die Erzeugung von Roheisen und Rohstahl handelt es sich um die Netto-Erzeugung, d.h. bei Roheisen ohne umgeschmolzenes Roheisen und bei Rohstahl ohne Vorschmelzstahl. Beim "Aussenhandel" (Einfuhr und Ausfuhr) ist beim Bundesgebiet der Handel mit der Sowjetischen Besatzungszone (Interzonenhandel) nicht einbezogen.

Als Maßeinheit gilt das metrische System.

Zeichenerklärung

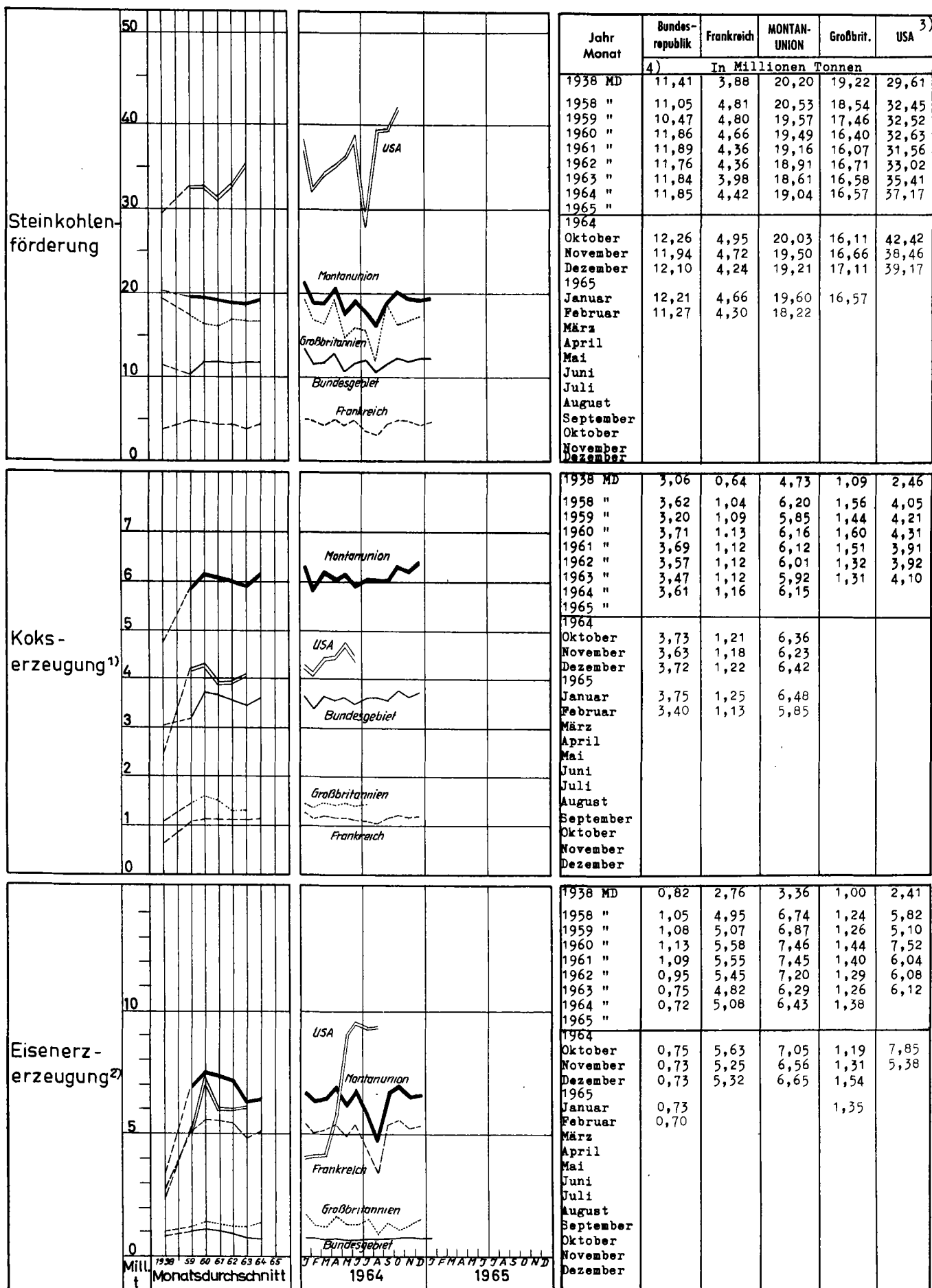
| | |
|------------|---|
| - | an Stelle einer Zahl = null (nichts) |
| 0 oder 0,0 | an Stelle einer Zahl = mehr als null, jedoch weniger als die Hälfte der kleinsten Einheit, die in der betr. Tabelle dargestellt wird. |
| . | an Stelle einer Zahl = kein Nachweis vorhanden |
| ... | Angaben folgen |
| MD bzw. JD | = Monats- bzw. Jahresdurchschnitt |
| ME bzw. JE | = Monats- bzw. Jahresende |
| Hj bzw. Vj | = Halbjahr bzw. Vierteljahr |
| *) | = vorläufige oder geschätzte Zahlen |

Erschienen im März 1965

Nachdruck - auch auszugsweise - nur mit Quellenangabe gestattet

Preis DM 3,--

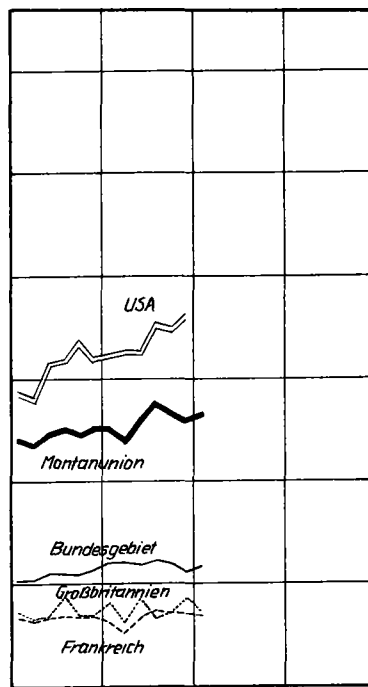
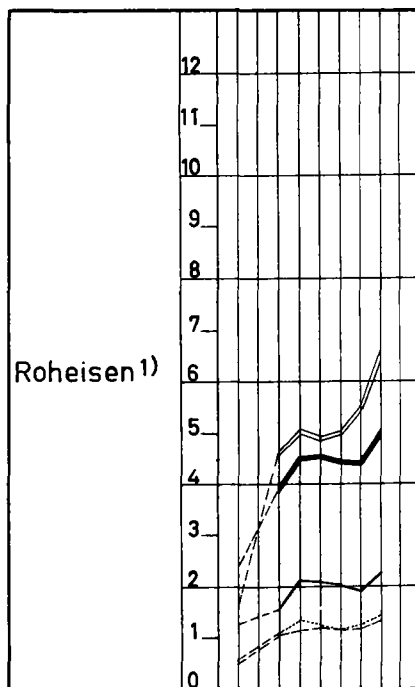
Zusammenfassende Übersichten Förderung/Erzeugung



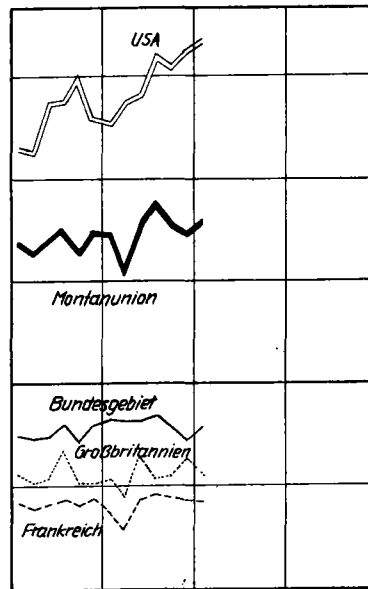
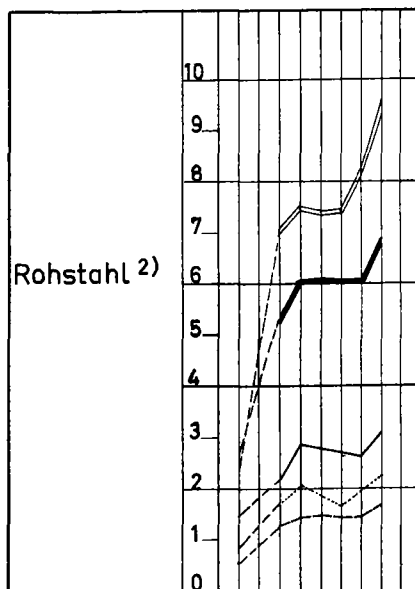
1) Zechen- und Hüttenkoks. 2) Gewinnung von handelsfähigem Roherz und Erzeugung von aufbereitetem Erz einschl. Rösterz und Eisenerzsinter. 3) Monatszahlen enthalten geringe Mengen (etwa 216 000 t für 1963) Braunkohle. 4) Ab 1960 einschl. Saarland. a) 5 Wochen, sonst 4 Wochen.

Zusammenfassende Übersichten Erzeugung

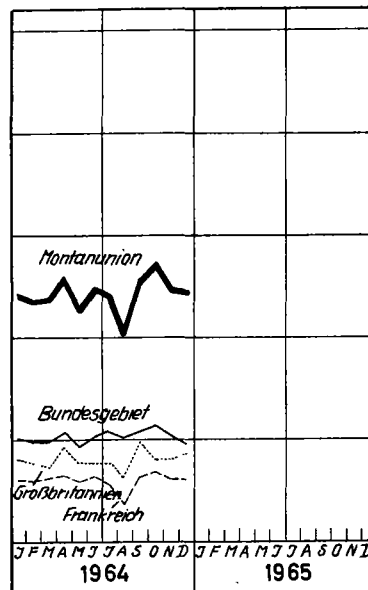
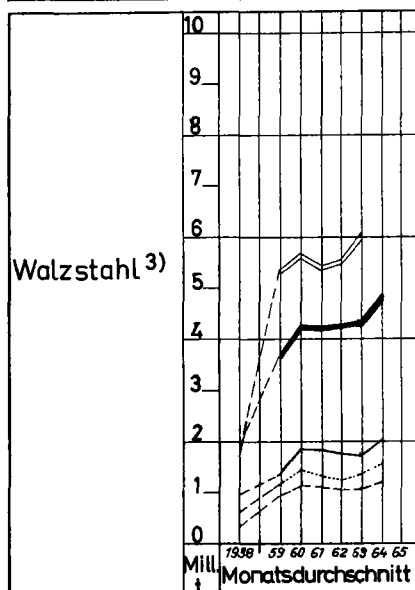
3



| Jahr Monat | Bundes- republik | Frankreich | MONTAN- UNION | Großbrit. | USA |
|------------------------|---------------------|------------|------------------|-----------|------|
| 4) In Millionen Tonnen | | | | | |
| 1938 MD | 1,27 | 0,50 | 2,40 | 0,57 | 1,60 |
| 1958 " | 1,39 | 1,00 | 3,63 | 1,08 | 4,38 |
| 1959 " | 1,53 | 1,04 | 3,89 | 1,07 | 4,60 |
| 1960 " | 2,15 | 1,17 | 4,50 | 1,34 | 5,09 |
| 1961 " | 2,12 | 1,20 | 4,55 | 1,25 | 4,94 |
| 1962 " | 2,02 | 1,16 | 4,48 | 1,16 | 5,01 |
| 1963 " | 1,91 | 1,19 | 4,43 | 1,23 | 5,47 |
| 1964 " | 2,27 | 1,32 | 5,07 | 1,46 | 6,52 |
| 1965 " | | | | | |
| 1964 Oktober | 2,46 | 1,46 | 5,52 | 1,35 | 7,11 |
| November | 2,35 | 1,44 | 5,34 | 1,42 | 7,01 |
| Dezember | 2,22 | 1,41 | 5,23 | a) 1,70 | 7,28 |
| 1965 Januar | 2,34 | 1,39 | 5,34 | 1,44 | 7,32 |
| Februar | 2,20 | 1,27 | 5,02 | | 6,68 |
| März | | | | | |
| April | | | | | |
| Mai | | | | | |
| Juni | | | | | |
| Juli | | | | | |
| August | | | | | |
| September | | | | | |
| Oktober | | | | | |
| November | | | | | |
| Dezember | | | | | |



| | | | | | |
|-----------------|------|------|------|---------|-------|
| 1938 MD | 1,49 | 0,52 | 2,73 | 0,88 | 2,40 |
| 1958 " | 1,90 | 1,22 | 4,83 | 1,66 | 6,44 |
| 1959 " | 2,15 | 1,27 | 5,26 | 1,71 | 7,06 |
| 1960 " | 2,84 | 1,44 | 6,07 | 2,06 | 7,50 |
| 1961 " | 2,79 | 1,47 | 6,10 | 1,87 | 7,41 |
| 1962 " | 2,71 | 1,44 | 6,06 | 1,69 | 7,43 |
| 1963 " | 2,63 | 1,46 | 6,10 | 1,91 | 8,26 |
| 1964 " | 3,11 | 1,65 | 6,90 | 2,22 | 9,60 |
| 1965 " | | | | | |
| 1964 Oktober | 3,34 | 1,85 | 7,55 | 2,13 | 10,48 |
| November | 3,17 | 1,78 | 7,16 | 2,20 | 10,23 |
| Dezember | 2,89 | 1,74 | 6,94 | a) 2,52 | 10,52 |
| 1965 Januar | 3,15 | 1,70 | 7,17 | 2,20 | 10,73 |
| Februar | 3,03 | 1,61 | 6,91 | 2,28 | 9,83 |
| März | | | | | |
| April | | | | | |
| Mai | | | | | |
| Juni | | | | | |
| Juli | | | | | |
| August | | | | | |
| September | | | | | |
| Oktober | | | | | |
| November | | | | | |
| Dezember | | | | | |



| | | | | | |
|-----------------|------|------|------|---------|------|
| 1938 MD | 0,98 | 0,34 | 1,86 | 0,61 | 1,78 |
| 1958 MD | 1,25 | 0,87 | 3,30 | 1,17 | 4,85 |
| 1959 " | 1,39 | 0,92 | 3,64 | 1,19 | 5,34 |
| 1960 " | 1,86 | 1,12 | 4,23 | 1,44 | 5,68 |
| 1961 " | 1,81 | 1,10 | 4,25 | 1,32 | 5,46 |
| 1962 " | 1,78 | 1,07 | 4,28 | 1,24 | 5,56 |
| 1963 " | 1,73 | 1,09 | 4,33 | 1,36 | 6,06 |
| 1964 " | 2,06 | 1,20 | 4,88 | 1,60 | |
| 1965 " | | | | | |
| 1964 Oktober | 2,29 | 1,37 | 5,48 | 1,62 | |
| November | 2,07 | 1,24 | 4,97 | 1,62 | |
| Dezember | 1,98 | 1,24 | 4,91 | a) 1,72 | |
| 1965 Januar | 2,10 | 1,28 | 5,06 | 1,60 | |
| Februar | 2,05 | | | | |
| März | | | | | |
| April | | | | | |
| Mai | | | | | |
| Juni | | | | | |
| Juli | | | | | |
| August | | | | | |
| September | | | | | |
| Oktober | | | | | |
| November | | | | | |
| Dezember | | | | | |

1) Einschl. Hochofen-Ferrolegierungen. 2) Rohblöcke und Flüssigstahl für Stahlguß. 3) Nur Erzeugnisse im Sinne des Montanvertrages. 4) Ab 1960 einschl. Saarland. a) 5 Wochen, sonst 4 Wochen.

Förderung/Erzeugung

Maßeinheit: 1000t

| | Jahr Monat | Montanunion-Länder | | | | | | | Vergleichszahlen | |
|--------------------------|---------------|--------------------|---------|------------|---------|-----------|-------------|-------------|------------------|---------|
| | | Bundesrepublik | Belgien | Frankreich | Italien | Luxemburg | Niederlande | MONTANUNION | Großbritannien | USA 1) |
| Steinkohle | 1960 | 142 287 | 22 465 | 55 961 | 746 | - | 12 498 | 233 947 | 196 701 | 391 526 |
| | 1961 | 142 740 | 21 539 | 52 357 | 740 | - | 12 621 | 229 998 | 193 536 | 378 664 |
| | 1962 | 141 136 | 21 226 | 52 359 | 691 | - | 11 573 | 226 983 | 200 595 | 396 257 |
| | 1963 | 141 116 | 21 418 | 47 754 | 585 | - | 11 509 | 223 382 | 198 995 | 424 968 |
| | 1964 | 142 201 | 21 287 | 53 028 | 470 | - | 11 482 | 228 469 | 198 849 | 446 027 |
| | 1964 MD | 11 850 | 1 774 | 4 419 | 39 | - | 957 | 19 039 | 16 571 | 37 169 |
| | Juli 64 | 11 999 | 1 371 | 3 640 | 44 | - | 985 | 18 039 | a) 15 733 | 29 898 |
| | Aug. " | 10 603 | 1 579 | 3 081 | 36 | - | 838 | 16 137 | 11 914 | 39 585 |
| | Sept. " | 11 532 | 1 764 | 4 357 | 37 | - | 975 | 18 665 | a) 18 796 | 40 968 |
| | Okt. " | 12 278 | 1 826 | 4 948 | 32 | - | 993 | 20 078 | 16 106 | 42 415 |
| | Nov. " | 11 957 | 1 810 | 4 719 | 40 | - | 999 | 19 526 | 16 660 | 38 463 |
| | Dez. " | 12 102 | 1 865 | 4 244 | 36 | - | 967 | 19 214 | a) 17 111 | 39 166 |
| | Jan. 65 | 12 206 | 1 729 | 4 660 | 33 | - | 961 | 19 590 | 16 566 | |
| | Febr. " | 11 274 | 1 664 | 4 303 | 30 | - | 963 | 18 234 | | |
| | März " | | | | | | | | | |
| | Apr. " | | | | | | | | | |
| | Mai " | | | | | | | | | |
| | Juni " | | | | | | | | | |
| | Juli " | | | | | | | | | |
| Steinkohlen-Koks 2) | 1960 | 44 541 | 7 539 | 13 605 | 3 725 | - | 4 518 | 73 919 | 19 132 | 51 916 |
| | 1961 | 44 296 | 7 252 | 13 447 | 3 897 | - | 4 555 | 73 447 | 18 115 | 46 911 |
| | 1962 | 42 863 | 7 195 | 13 482 | 4 330 | - | 4 274 | 72 144 | 15 789 | 47 082 |
| | 1963 | 41 588 | 7 204 | 13 423 | 4 595 | - | 4 263 | 71 074 | 15 773 | 49 204 |
| | 1964 | 43 268 | 7 398 | 13 941 | 4 683 | - | 4 514 | 73 814 | | |
| | 1964 MD | 3 606 | 616 | 1 162 | 390 | - | 376 | 6 150 | | |
| | Juli 64 | 3 625 | 598 | 1 103 | 375 | - | 369 | 6 071 | 1 431 | |
| | Aug. " | 3 630 | 604 | 1 049 | 407 | - | 358 | 6 048 | | |
| | Sept. " | 3 557 | 619 | 1 138 | 393 | - | 359 | 6 066 | | |
| | Okt. " | 3 726 | 651 | 1 195 | 422 | - | 390 | 6 384 | | |
| | Nov. " | 3 626 | 634 | 1 179 | 409 | - | 389 | 6 237 | | |
| | Dez. " | 3 723 | 649 | 1 223 | 433 | - | 394 | 6 422 | | |
| | Jan. 65 | 3 751 | 638 | 1 245 | 437 | - | 405 | 6 476 | | |
| | Febr. " | 3 400 | 569 | 1 125 | 395 | - | 360 | 5 849 | | |
| | März " | | | | | | | | | |
| | Apr. " | | | | | | | | | |
| | Mai " | | | | | | | | | |
| | Juni " | | | | | | | | | |
| | Juli " | | | | | | | | | |
| Steinkohlen- Briketts | 1960 | 5 566 | 1 079 | 6 073 | 27 | - | 1 181 | 13 926 | . | . |
| | 1961 | 5 137 | 1 164 | 6 083 | 29 | - | 1 188 | 13 601 | . | . |
| | 1962 | 5 939 | 1 603 | 6 936 | 59 | - | 1 251 | 15 787 | . | . |
| | 1963 | 6 614 | 2 300 | 7 994 | 128 | - | 1 561 | 18 596 | . | . |
| | 1964 | 5 505 | | | | | | | | |
| | 1964 MD | 459 | | | | - | | | | |
| | Juli 64 | 515 | 48 | 506 | 4 | - | 111 | 1 184 | | |
| | Aug. " | 489 | 87 | 286 | 6 | - | 94 | 963 | | |
| | Sept. " | 536 | 98 | 567 | 8 | - | 106 | 1 315 | | |
| | Okt. " | 513 | 100 | 620 | 11 | - | 131 | 1 375 | | |
| | Nov. " | 415 | 110 | 581 | 5 | - | 100 | 1 211 | | |
| | Dez. " | 337 | | | | | | | | |
| | Jan. 65 | 226 | | | | | | | | |
| | Febr. " | 170 | | | | | | | | |
| | März " | | | | | | | | | |
| | Apr. " | | | | | | | | | |
| | Mai " | | | | | | | | | |
| | Juni " | | | | | | | | | |
| | Juli " | | | | | | | | | |
| Braunkohle 3) | 1960 | 97 999 | - | 2 276 | 1 246 | - | 4 | 101 525 | - | 2 491 |
| | 1961 | 99 030 | - | 2 906 | 1 503 | - | - | 103 442 | - | 2 652 |
| | 1962 | 103 011 | - | 2 882 | 1 775 | - | - | 107 669 | - | 2 772 |
| | 1963 | 108 500 | - | 2 473 | 1 366 | - | - | 112 338 | - | 2 592 |
| | 1964 | 112 814 | | 1 079 | | | | | | |
| | 1964 MD | 940 | - | 90 | | - | - | | - | |
| | Juli 64 | 9 434 | - | 219 | 120 | - | - | 9 773 | | |
| | Aug. " | 9 312 | - | 86 | 130 | - | - | 9 529 | | |
| | Sept. " | 9 598 | - | 221 | 132 | - | - | 9 951 | | |
| | Okt. " | 10 170 | - | 209 | 93 | - | - | 10 472 | | |
| | Nov. " | 9 518 | - | 169 | 103 | - | - | 9 790 | | |
| | Dez. " | 9 341 | - | 175 | | | | | | |
| | Jan. 65 | 8 753 | | | | | | | | |
| | Febr. " | 7 745 | | | | | | | | |
| | März " | | | | | | | | | |
| | Apr. " | | | | | | | | | |
| | Mai " | | | | | | | | | |
| | Juni " | | | | | | | | | |
| | Juli " | | | | | | | | | |
| Braunkohlen- Briketts | 1960 | 15 245 | - | - | - | - | 62 | 15 310 | - | . |
| | 1961 | 15 515 | - | - | - | - | 74 | 15 589 | - | . |
| | 1962 | 15 800 | - | - | - | - | 71 | 15 871 | - | . |
| | 1963 | 15 834 | - | - | - | - | 63 | 15 897 | - | . |
| | 1964 | 15 356 | | | | | | | | |
| | 1964 MD | 1 280 | - | - | - | - | | | | |
| | Juli 64 | 1 309 | - | - | - | - | 6 | 1 315 | | |
| | Aug. " | 1 311 | - | - | - | - | 6 | 1 300 | | |
| | Sept. " | 1 294 | - | - | - | - | 6 | 1 401 | | |
| | Okt. " | 1 395 | - | - | - | - | 6 | 1 405 | | |
| | Nov. " | 1 270 | - | - | - | - | 5 | 1 275 | | |
| | Dez. " | 1 090 | - | - | - | - | | | | |
| | Jan. 65 | 902 | - | - | - | - | | | | |
| | Febr. " | 715 | - | - | - | - | | | | |
| | März " | | | | | | | | | |
| | Apr. " | | | | | | | | | |
| | Mai " | | | | | | | | | |
| | Juni " | | | | | | | | | |
| | Juli " | | | | | | | | | |

1) Monatsszahlen einschließlich geringer Mengen (rd. 216 000 t für 1963) Braunkohle. 2) Zechen- und Hüttenkoks, ohne Spezialkoks und Schmelzkoks. 3) Jüngere und ältere Braunkohle, Bundesgebiet einschl. Pechkohle. a) 5 Wochen, sonst 4 Wochen.

Förderung/Erzeugung

5

Maßeinheit: 1000 t

| | Jahr Monat | Montanunion-Länder | | | | | | | Vergleichsländer | |
|---|---------------|--------------------|---------|------------|---------|-----------|-------------|-------------|------------------|--------|
| | | Bundesrepublik | Belgien | Frankreich | Italien | Luxemburg | Niederlande | MONTANUNION | Großbritannien | USA |
| Rohförderung Eisenerze | 1960 | 18 869 | 160 | 67 724 | 2 138 | 6 978 | - | 95 869 | 17 362 | 90 209 |
| | 1961 | 18 866 | 115 | 67 395 | 2 065 | 7 458 | - | 95 899 | 16 783 | 72 474 |
| | 1962 | 16 643 | 81 | 67 117 | 1 983 | 6 507 | - | 92 331 | 15 522 | 72 982 |
| | 1963 | 12 898 | 96 | 58 476 | 1 709 | 6 990 | - | 80 169 | 15 151 | 73 470 |
| | 1964 | 11 612 | 61 | 61 472 | 1 570 | 6 680 | - | 81 396 | 16 586 | |
| | 1964 MD | 968 | 5 | 5 123 | 131 | 557 | - | 6 783 | 1 382 | |
| | Juli 64 | 933 | 5 | 4 325 | 177 | 609 | - | 6 049 | a) 1 545 | 9 347 |
| | Aug. " | 952 | 5 | 3 470 | 151 | 558 | - | 5 136 | 936 | 9 386 |
| | Sept. " | 987 | 4 | 5 433 | 138 | 580 | - | 7 142 | a) 1 409 | 9 146 |
| | Okt. " | 1 016 | 5 | 5 678 | 111 | 604 | - | 7 414 | 1 186 | 7 854 |
| | Nov. " | 1 005 | 4 | 5 303 | 101 | 519 | - | 6 932 | 1 308 | 5 375 |
| | Dez. " | 967 | 4 | 5 366 | 117 | 536 | - | 6 990 | a) 1 538 | |
| | Jan. 65 | 968 | 5 | 5 311 | 97 | 538 | - | 6 919 | 1 350 | |
| | Febr. " | 933 | 3 | 5 125 | 86 | 493 | - | 6 640 | | |
| | Märs " | | | | | | | | | |
| | Apr. " | | | | | | | | | |
| | Mai " | | | | | | | | | |
| | Juni " | | | | | | | | | |
| | Juli " | | | | | | | | | |
| Eisenerze Erzeugung 1) | 1960 | 14 184 | 160 | 66 911 | 1 222 | 6 978 | - | 89 468 | 17 362 | 90 209 |
| | 1961 | 14 067 | 115 | 66 580 | 1 158 | 7 458 | - | 89 395 | 16 783 | 72 474 |
| | 1962 | 12 426 | 81 | 66 317 | 1 097 | 6 507 | - | 86 428 | 15 522 | 72 982 |
| | 1963 | 9 505 | 96 | 57 883 | 1 006 | 6 990 | - | 75 480 | 15 151 | 73 470 |
| | 1964 | 8 696 | 63 | 60 932 | 883 | 6 680 | - | 77 256 | 16 586 | |
| | 1964 MD | 725 | 5 | 5 078 | 74 | 557 | - | 6 438 | 1 382 | |
| | Juli 64 | 718 | 5 | 4 295 | 105 | 609 | - | 5 732 | a) 1 545 | 9 347 |
| | Aug. " | 713 | 4 | 3 430 | 87 | 558 | - | 4 792 | 936 | 9 386 |
| | Sept. " | 734 | 5 | 5 385 | 81 | 580 | - | 6 785 | a) 1 409 | 9 146 |
| | Okt. " | 754 | 5 | 5 633 | 54 | 604 | - | 7 050 | 1 186 | 7 854 |
| | Nov. " | 734 | 3 | 5 253 | 51 | 519 | - | 6 560 | 1 308 | 5 375 |
| | Dez. " | 734 | 5 | 5 321 | 55 | 536 | - | 6 651 | a) 1 538 | |
| | Jan. 65 | 731 | | | | | | | 1 350 | |
| | Febr. " | 701 | | | | | | | | |
| | Märs " | | | | | | | | | |
| | Apr. " | | | | | | | | | |
| | Mai " | | | | | | | | | |
| | Juni " | | | | | | | | | |
| | Juli " | | | | | | | | | |
| Eisenerz-Sinter 2) | 1960 | 22 899 | 2 230 | 6 351 | 2 129 | 2 928 | 968 | 37 505 | 15 024 | 55 203 |
| | 1961 | 24 389 | 3 216 | 7 412 | 2 394 | 2 966 | 1 805 | 42 182 | 14 841 | 56 478 |
| | 1962 | 25 832 | 4 871 | 10 048 | 2 446 | 3 211 | 1 995 | 48 403 | 15 941 | 61 008 |
| | 1963 | 24 925 | 5 165 | 14 478 | 2 538 | 4 472 | 2 355 | 53 934 | 18 054 | 67 254 |
| | 1964 | 28 706 | 6 586 | | | 4 777 | | | 21 362 | |
| | 1964 MD | 2 392 | 549 | | | 398 | | | 1 780 | |
| | Juli 64 | 2 395 | 534 | 1 388 | 199 | 431 | 198 | 5 146 | a) 1 970 | |
| | Aug. " | 2 500 | 490 | 1 093 | 203 | 390 | 229 | 4 906 | 1 390 | |
| | Sept. " | 2 505 | 573 | 1 527 | 210 | 398 | 228 | 5 440 | a) 2 044 | |
| | Okt. " | 2 641 | 603 | 1 589 | 234 | 422 | 239 | 5 727 | 1 657 | |
| | Nov. " | 2 547 | 595 | 1 540 | 269 | 381 | 233 | 5 565 | 1 744 | |
| | Dez. " | 2 388 | 569 | | | 391 | | | a) 2 100 | |
| | Jan. 65 | 2 526 | | | | | | | 1 745 | |
| | Febr. " | | | | | | | | | |
| | Märs " | | | | | | | | | |
| | Apr. " | | | | | | | | | |
| | Mai " | | | | | | | | | |
| | Juni " | | | | | | | | | |
| | Juli " | | | | | | | | | |
| Schrottversorgung 1. Eigenentfall 3) | 1960 | 9 426 | 1 456 | 4 278 | 2 396 | 805 | 450 | 18 811 | 7 310 | 30 218 |
| | 1961 | 9 364 | 1 443 | 4 381 | 2 626 | 831 | 443 | 19 088 | 6 723 | 29 542 |
| | 1962 | 9 190 | 1 459 | 4 333 | 2 840 | 827 | 467 | 19 117 | 6 463 | 30 925 |
| | 1963 | 8 890 | 1 506 | 4 425 | 2 963 | 845 | 504 | 19 133 | 7 081 | 33 935 |
| | 1964 | 10 547 | 1 745 | 4 940 | 2 951 | 976 | 624 | 21 783 | | |
| | 1. Vj. 64 | 2 478 | 419 | 1 225 | 736 | 227 | 151 | 5 236 | | |
| | 2. " " | 2 591 | 449 | 1 274 | 684 | 250 | 154 | 5 402 | | |
| | 3. " " | 2 801 | 413 | 1 114 | 700 | 250 | 149 | 5 427 | | |
| | 4. " " | 2 677 | 464 | 1 327 | 831 | 249 | 170 | 5 718 | | |
| | 1. " 65 | | | | | | | | | |
| | 2. " " | | | | | | | | | |
| | 3. " " | | | | | | | | | |
| 2. Zukäufe | 1960 | 5 708 | 769 | 3 481 | 4 027 | 49 | 604 | 14 638 | 7 634 | 16 486 |
| | 1961 | 5 416 | 666 | 3 547 | 4 377 | 71 | 482 | 14 595 | 6 589 | 16 230 |
| | 1962 | 5 302 | 538 | 2 825 | 4 280 | 14 | 580 | 13 538 | 5 594 | 15 242 |
| | 1963 | 5 375 | 495 | 2 953 | 4 475 | 21 | 558 | 13 877 | 6 587 | 18 719 |
| | 1964 | 6 554 | 565 | 3 116 | 4 356 | 27 | 485 | 15 103 | | |
| | 1. Vj. 64 | 1 574 | 142 | 710 | 1 026 | 5 | 116 | 3 573 | | |
| | 2. " " | 1 672 | 169 | 685 | 1 185 | 5 | 131 | 4 047 | | |
| | 3. " " | 1 724 | 119 | 728 | 945 | 11 | 107 | 3 634 | | |
| | 4. " " | 1 584 | 135 | 793 | 1 200 | 6 | 131 | 3 849 | | |
| | 1. " 65 | | | | | | | | | |
| | 2. " " | | | | | | | | | |
| | 3. " " | | | | | | | | | |
| 3. Aufkommen Insgesamt 4) | 1960 | 14 311 | 2 025 | 7 431 | 6 277 | 817 | 1 023 | 31 884 | 14 944 | 46 704 |
| | 1961 | 14 045 | 1 900 | 7 612 | 6 859 | 864 | 901 | 32 181 | 13 312 | 45 771 |
| | 1962 | 13 795 | 1 709 | 6 847 | 6 971 | 808 | 1 025 | 31 156 | 12 057 | 46 166 |
| | 1963 | 13 582 | 1 708 | 7 056 | 7 286 | 836 | 1 048 | 31 516 | 13 668 | 52 654 |
| | 1964 | 16 389 | 1 971 | 7 655 | 7 167 | 966 | 1 088 | 35 236 | | |
| | 1. Vj. 64 | 3 878 | 483 | 1 839 | 1 723 | 222 | 262 | 8 407 | | |
| | 2. " " | 4 084 | 531 | 2 053 | 1 832 | 246 | 279 | 9 025 | | |
| | 3. " " | 4 342 | 456 | 1 763 | 1 617 | 253 | 251 | 8 682 | | |
| | 4. " " | 4 085 | 501 | 2 000 | 1 945 | 245 | 296 | 9 122 | | |
| | 1. " 65 | | | | | | | | | |
| | 2. " " | | | | | | | | | |
| | 3. " " | | | | | | | | | |

1) Gewinnung von handelsfähigem Roh Erz und Erzeugung von aufbereitetem Erz (einschl. Röstern und Grubensinter), Bundesgebiet ohne Grubensinter.
2) Der Hochofen- und Stahlwerke, Bundesgebiet einschl. zugekauften Sinter. 3) Einschl. der örtlich verbundenen Betriebe und der Bestände von Konzernwerken. 4) Montanunion-Länder abzüglich der Werksverkäufe. a) 5 Wochen, sonst 4 Wochen.

Erzeugungsanlagen

| Jahres- bzw. Monatsende | Montanunion-Länder | | | | | | | | | | | | | | | | | | Vergleichsländer | | | |
|----------------------------|---------------------------------|---------------|----------|---------------|---------|---------------|------------|---------------|---------|---------------|-----------|---------------|-------------|---------------|-------------|---------------|---|---------------|------------------|---------------|-------|---------------|
| | Bundesrepublik ohne Saarland | | Saarland | | Belgien | | Frankreich | | Italien | | Luxemburg | | Niederlande | | Montanunion | | Europäische Kohle- und Stahlunion | | Großbritannien | | USA | |
| | vorh. | in Betrieb | vorh. | in Betrieb | vorh. | in Betrieb | vorh. | in Betrieb | vorh. | in Betrieb | vorh. | in Betrieb | vorh. | in Betrieb | vorh. | in Betrieb | vorh. | in Betrieb | vorh. | in Betrieb | vorh. | in Betrieb |

Hochöfen

| | | | | | | | | | | | | | | | | | | | | | | |
|-----------|-----|-----|----|----|----|----|-----|-----|----|----|----|----|---|---|-----|-----|----|----|-----|----|-----|-----|
| 1957 | 125 | 111 | 30 | 26 | 53 | 51 | 146 | 124 | 11 | 9 | 31 | 28 | 3 | 3 | 399 | 352 | 63 | 14 | 126 | 96 | 265 | 171 |
| 1958 | 122 | 93 | 30 | 25 | 54 | 50 | 147 | 113 | 11 | 9 | 32 | 28 | 4 | 3 | 402 | 320 | 59 | 8 | 123 | 84 | 266 | 189 |
| 1959 | 125 | 106 | 29 | 25 | 57 | 50 | 148 | 120 | 11 | 9 | 32 | 30 | 4 | 4 | 406 | 344 | 55 | 13 | 113 | 81 | 263 | 229 |
| 1960 | 156 | 129 | . | . | 57 | 3 | 147 | 120 | 12 | 11 | 32 | 30 | 4 | 4 | 408 | 297 | 55 | 18 | 110 | 86 | 260 | 114 |
| 1961 | 154 | 123 | . | . | 55 | 48 | 144 | 116 | 12 | 11 | 32 | 30 | 5 | 4 | 402 | 332 | 53 | 14 | 113 | 74 | 259 | 172 |
| 1962 | 153 | 118 | . | . | 53 | 44 | 141 | 104 | 13 | 12 | 32 | 29 | 5 | 4 | 398 | 311 | 51 | 16 | 105 | 68 | 247 | 138 |
| 1963 | 147 | 106 | . | . | 53 | 43 | 143 | 97 | 13 | 11 | 32 | 26 | 5 | 4 | 394 | 287 | 54 | 16 | 97 | 64 | 244 | 147 |
| 1964 | 147 | 113 | . | . | . | . | 138 | 98 | . | . | 33 | 28 | . | . | . | . | . | . | 70 | . | . | . |
| März 1963 | 153 | 115 | . | . | 53 | 43 | 142 | 103 | 13 | 12 | 32 | 26 | 5 | 4 | 399 | 304 | 50 | 13 | . | 66 | . | . |
| Juni " | 152 | 112 | . | . | 52 | 43 | 142 | 103 | 13 | 12 | 32 | 27 | 5 | 4 | 397 | 301 | 52 | 23 | . | 65 | . | . |
| Sept. " | 151 | 110 | . | . | 52 | 44 | 143 | 100 | 13 | 12 | 32 | 26 | 5 | 4 | 397 | 296 | 51 | 20 | . | 61 | . | . |
| Dez. " | 147 | 106 | . | . | 53 | 43 | 143 | 97 | 13 | 11 | 32 | 26 | 5 | 4 | 394 | 287 | 54 | 16 | . | 64 | . | . |
| März 1964 | 148 | 110 | . | . | 54 | 44 | 142 | 98 | 12 | 11 | 33 | 27 | 5 | 5 | 394 | 295 | 56 | 22 | . | 68 | . | . |
| Juni " | 146 | 114 | . | . | 54 | 46 | 139 | 98 | 13 | 12 | 33 | 28 | 5 | 4 | 390 | 302 | 55 | 27 | . | 68 | . | . |
| Sept. " | 149 | 114 | . | . | 53 | 46 | 138 | 100 | 13 | 12 | 33 | 28 | 5 | 4 | 391 | 304 | 59 | 22 | . | 65 | . | . |
| Dez. " | 147 | 113 | . | . | . | . | 138 | 98 | . | . | 33 | 28 | . | . | . | . | . | . | 70 | . | . | . |

Stahlöfen
Thomas-Konverter

| | | | | | | | | | | | | | | | | | | | | | | |
|-----------|----|----|----|----|----|----|-----|-----|---|---|----|----|---|---|-----|-----|---|---|----|---|---|---|
| 1957 | 70 | 59 | 20 | 17 | 54 | 52 | 102 | 98 | 4 | 1 | 25 | 24 | - | - | 275 | 251 | . | . | 7 | . | . | . |
| 1958 | 71 | 58 | 21 | 18 | 56 | 52 | 104 | 95 | 4 | 1 | 28 | 28 | - | - | 284 | 252 | . | . | 11 | . | . | . |
| 1959 | 73 | 57 | 21 | 18 | 56 | 53 | 105 | 102 | 4 | 1 | 25 | 24 | - | - | 284 | 255 | . | . | 11 | . | . | . |
| 1960 | 88 | 72 | . | . | 54 | - | 104 | 102 | 4 | 1 | 25 | 24 | - | - | 275 | 199 | . | . | 11 | . | . | . |
| 1961 | 87 | 72 | . | . | 55 | 50 | 102 | 99 | 5 | 2 | 24 | 24 | - | - | 273 | 247 | . | . | 13 | . | . | . |
| 1962 | 87 | 69 | . | . | 56 | 53 | 105 | 102 | 5 | 3 | 24 | 24 | - | - | 277 | 251 | . | . | 12 | . | . | . |
| 1963 | 78 | 60 | . | . | 55 | 51 | 104 | 99 | 5 | 3 | 25 | 24 | - | - | 267 | 237 | . | . | 11 | . | . | . |
| 1964 | 65 | 51 | . | . | 56 | 52 | 101 | 95 | . | . | 25 | 24 | - | - | . | . | . | . | . | . | . | . |
| März 1963 | 86 | 71 | . | . | 56 | 52 | 104 | 100 | 5 | 3 | 25 | 24 | - | - | 276 | 251 | . | . | . | . | . | . |
| Juni " | 85 | 68 | . | . | 55 | 51 | 104 | 96 | 5 | 3 | 25 | 24 | - | - | 274 | 242 | . | . | . | . | . | . |
| Sept. " | 79 | 67 | . | . | 55 | 52 | 104 | 93 | 5 | 3 | 25 | 24 | - | - | 268 | 239 | . | . | . | . | . | . |
| Dez. " | 78 | 60 | . | . | 55 | 51 | 104 | 99 | 5 | 3 | 25 | 24 | - | - | 267 | 237 | . | . | . | . | . | . |
| März 1964 | 70 | 59 | . | . | 56 | 52 | 104 | 94 | 5 | 3 | 25 | 24 | - | - | 260 | 232 | . | . | . | . | . | . |
| Juni " | 70 | 58 | . | . | 56 | 54 | 101 | 95 | 5 | 3 | 25 | 24 | - | - | 257 | 234 | . | . | . | . | . | . |
| Sept. " | 68 | 56 | . | . | 56 | 53 | 101 | 96 | 5 | 3 | 25 | 24 | - | - | 255 | 232 | . | . | . | . | . | . |
| Dez. " | 65 | 51 | . | . | 56 | 52 | 101 | 95 | . | . | 25 | 24 | - | - | . | . | . | . | . | . | . | . |

Siemens-Martin-Öfen

| | | | | | | | | | | | | | | | | | | | | | | |
|-----------|-----|-----|----|----|----|----|-----|----|----|----|---|---|----|---|-----|-----|---|---|-----|---|---|---|
| 1957 | 214 | 170 | 15 | 14 | 26 | 18 | 124 | 81 | 75 | 54 | - | - | 11 | 8 | 465 | 345 | . | . | 396 | . | . | . |
| 1958 | 214 | 126 | 15 | 12 | 26 | 12 | 111 | 66 | 74 | 43 | - | - | 11 | 7 | 451 | 266 | . | . | 385 | . | . | . |
| 1959 | 209 | 161 | 15 | 13 | 26 | 16 | 108 | 76 | 66 | 50 | - | - | 11 | 9 | 435 | 325 | . | . | 368 | . | . | . |
| 1960 | 224 | 170 | . | . | 24 | - | 98 | 76 | 65 | 52 | - | - | 11 | 4 | 422 | 302 | . | . | 350 | . | . | . |
| 1961 | 209 | 135 | . | . | 24 | 12 | 99 | 67 | 65 | 51 | - | - | 11 | 7 | 408 | 272 | . | . | 346 | . | . | . |
| 1962 | 202 | 113 | . | . | 21 | 13 | 94 | 66 | 62 | 50 | - | - | 10 | 6 | 389 | 272 | . | . | 317 | . | . | . |
| 1963 | 190 | 134 | . | . | 21 | 13 | 94 | 60 | 57 | 47 | - | - | 10 | 6 | 372 | 260 | . | . | 292 | . | . | . |
| 1964 | 189 | 131 | . | . | 19 | 12 | 92 | 62 | . | . | - | - | 10 | 5 | . | . | . | . | . | . | . | . |
| März 1963 | 201 | 131 | . | . | 21 | 15 | 95 | 67 | 62 | 51 | - | - | 10 | 6 | 389 | 270 | . | . | . | . | . | . |
| Juni " | 201 | 120 | . | . | 21 | 13 | 95 | 65 | 62 | 52 | - | - | 10 | 6 | 389 | 256 | . | . | . | . | . | . |
| Sept. " | 192 | 117 | . | . | 21 | 13 | 95 | 63 | 57 | 46 | - | - | 10 | 6 | 375 | 245 | . | . | . | . | . | . |
| Dez. " | 190 | 134 | . | . | 21 | 13 | 94 | 60 | 57 | 47 | - | - | 10 | 6 | 372 | 260 | . | . | . | . | . | . |
| März 1964 | 189 | 137 | . | . | 21 | 14 | 92 | 65 | 53 | 44 | - | - | 10 | 5 | 365 | 265 | . | . | . | . | . | . |
| Juni " | 190 | 143 | . | . | 20 | 14 | 92 | 66 | 53 | 40 | - | - | 10 | 5 | 365 | 268 | . | . | . | . | . | . |
| Sept. " | 190 | 145 | . | . | 21 | 13 | 92 | 64 | 53 | 38 | - | - | 10 | 5 | 366 | 265 | . | . | . | . | . | . |
| Dez. " | 189 | 131 | . | . | 19 | 12 | 92 | 62 | . | . | - | - | 10 | 5 | . | . | . | . | . | . | . | . |

Elektroöfen (Lichtbogen- und Induktionsöfen)

| | | | | | | | | | | | | | | | | | | | | | | |
|-----------|-----|-----|---|---|----|----|-----|-----|-----|-----|---|---|---|---|-----|-----|---|---|-----|---|---|---|
| 1957 | 156 | 133 | 5 | 5 | 30 | 19 | 128 | 94 | 201 | 137 | 5 | 5 | 8 | 7 | 533 | 400 | . | . | 256 | . | . | . |
| 1958 | 158 | 132 | 5 | 3 | 30 | 17 | 118 | 95 | 203 | 129 | 5 | 5 | 8 | 8 | 527 | 389 | . | . | 286 | . | . | . |
| 1959 | 160 | 140 | 5 | 3 | 30 | 19 | 121 | 96 | 189 | 131 | 5 | 5 | 8 | 8 | 518 | 402 | . | . | 317 | . | . | . |
| 1960 | 169 | 150 | . | . | 30 | 3 | 120 | 105 | 192 | 144 | 5 | 5 | 8 | 8 | 524 | 415 | . | . | 321 | . | . | . |
| 1961 | 179 | 150 | . | . | 31 | 19 | 126 | 103 | 196 | 153 | 5 | 5 | 8 | 8 | 545 | 438 | . | . | 330 | . | . | . |
| 1962 | 182 | 145 | . | . | 30 | 19 | 130 | 108 | 185 | 152 | 5 | 5 | 8 | 8 | 540 | 437 | . | . | 394 | . | . | . |
| 1963 | 182 | 150 | . | . | 32 | 17 | 127 | 107 | 194 | 149 | 5 | 5 | 8 | 8 | 548 | 436 | . | . | 405 | . | . | . |
| 1964 | 185 | 163 | . | . | 26 | 17 | 131 | 108 | . | . | . | . | . | . | . | . | . | . | . | . | . | . |
| März 1963 | 184 | 150 | . | . | 31 | 16 | 130 | 108 | 192 | 156 | 5 | 5 | 8 | 8 | 550 | 443 | . | . | . | . | . | . |
| Juni " | 184 | 155 | . | . | 32 | 17 | 129 | 107 | 192 | 158 | 5 | 5 | 8 | 8 | 550 | 450 | . | . | . | . | . | . |
| Sept. " | 182 | 146 | . | . | 32 | 15 | 128 | 104 | 192 | 161 | 5 | 5 | 8 | 8 | 547 | 439 | . | . | . | . | . | . |
| Dez. " | 182 | 150 | . | . | 32 | 17 | 127 | 107 | 194 | 149 | 5 | 5 | 8 | 8 | 548 | 436 | . | . | . | . | . | . |
| März 1964 | 181 | 157 | . | . | 32 | 18 | 132 | 111 | 196 | 151 | 5 | 5 | 8 | 8 | 554 | 450 | . | . | . | . | . | . |
| Juni " | 180 | 158 | . | . | 29 | 18 | 131 | 107 | 199 | 149 | 5 | 5 | 8 | 8 | 552 | 445 | . | . | . | . | . | . |
| Sept. " | 181 | 158 | . | . | 28 | 16 | 132 | 105 | 192 | 140 | 5 | 5 | 8 | 8 | 556 | 432 | . | . | . | . | . | . |
| Dez. " | 185 | 163 | . | . | 26 | 17 | 131 | 108 | . | . | . | . | . | . | . | . | . | . | . | . | . | . |

1) Ab 1960 einschl. Saarland.

Erzeugung

Maßeinheit: 1000t

| | Jahr Monat | Montanunion-Länder | | | | | | | Vergleichszahlen | |
|--|---------------|--------------------|---------|------------|---------|-----------|-------------|-------------|------------------|--------|
| | | Bundesrepublik | Belgien | Frankreich | Italien | Luxemburg | Niederlande | MONTANUNION | Großbritannien | USA |
| Roheisen insgesamt | 1960 | 25 739 | 6 520 | 14 005 | 2 715 | 3 713 | 1 347 | 54 039 | 16 016 | 61 072 |
| | 1961 | 25 431 | 6 459 | 14 395 | 3 092 | 3 775 | 1 456 | 54 608 | 14 984 | 59 235 |
| | 1962 | 24 251 | 6 773 | 13 952 | 3 584 | 3 585 | 1 571 | 53 716 | 13 912 | 60 138 |
| | 1963 | 22 909 | 6 958 | 14 297 | 3 770 | 3 563 | 1 708 | 53 206 | 14 826 | 65 658 |
| | 1964 | 27 182 | 8 123 | 15 840 | 3 514 | 4 179 | 1 948 | 60 786 | 17 551 | 78 210 |
| | 1964 MD | 2 265 | 677 | 1 320 | 293 | 348 | 162 | 5 065 | 1 463 | 6 518 |
| | Juli 64 | 2 397 | 641 | 1 262 | 285 | 372 | 134 | 5 091 | a) 1 610 | 6 402 |
| | Aug. " | 2 395 | 617 | 1 003 | 291 | 345 | 162 | 4 811 | 1 216 | 6 541 |
| | Sept. " | 2 370 | 714 | 1 350 | 269 | 358 | 164 | 5 225 | a) 1 681 | 6 528 |
| | Okt. " | 2 457 | 767 | 1 451 | 319 | 371 | 158 | 5 523 | 1 353 | 7 112 |
| | Nov. " | 2 354 | 695 | 1 435 | 333 | 343 | 173 | 5 333 | 1 423 | 7 014 |
| | Dez. " | 2 219 | 687 | 1 413 | 368 | 356 | 189 | 5 232 | a) 1 701 | 7 275 |
| | Jan. 65 | 2 341 | 686 | 1 386 | 377 | 356 | 198 | 5 344 | 1 436 | 7 317 |
| | Febr. " | 2 201 | 655 | 1 264 | 384 | 339 | 174 | 5 017 | | 6 675 |
| | März " | | | | | | | | | |
| | Apr. " | | | | | | | | | |
| | Mai " | | | | | | | | | |
| | Juni " | | | | | | | | | |
| | Juli " | | | | | | | | | |
| Roheisen für die Stahlerzeugung | 1960 | 23 492 | 6 358 | 12 604 | 2 466 | 3 713 | 1 109 | 49 742 | 13 856 | 55 942 |
| | 1961 | 23 026 | 6 280 | 12 858 | 2 885 | 3 775 | 1 199 | 50 023 | 12 979 | 55 112 |
| | 1962 | 22 067 | 6 618 | 12 429 | 3 356 | 3 585 | 1 258 | 49 313 | 12 181 | 55 909 |
| | 1963 | 20 785 | 6 803 | 12 842 | 3 520 | 3 563 | 1 501 | 49 015 | 13 245 | 61 434 |
| | 1964 | 24 899 | 7 933 | 14 316 | 3 240 | 4 179 | 1 735 | 56 302 | 15 783 | |
| | 1964 MD | 2 075 | 661 | 1 193 | 270 | 348 | 145 | 4 692 | 1 315 | |
| | Juli 64 | 2 210 | 624 | 1 143 | 257 | 372 | 118 | 4 723 | a) 1 450 | |
| | Aug. " | 2 206 | 601 | 921 | 263 | 345 | 135 | 4 471 | 1 084 | |
| | Sept. " | 2 207 | 699 | 1 226 | 248 | 358 | 152 | 4 890 | a) 1 521 | |
| | Okt. " | 2 248 | 749 | 1 308 | 297 | 371 | 144 | 5 118 | 1 246 | |
| | Nov. " | 2 159 | 680 | 1 298 | 311 | 343 | 150 | 4 941 | 1 290 | |
| | Dez. " | 1 981 | 671 | 1 251 | 343 | 356 | 159 | 4 761 | a) 1 542 | |
| | Jan. 65 | 2 142 | 677 | 1 245 | 354 | 356 | 165 | 4 939 | 1 293 | |
| | Febr. " | 2 010 | 647 | 1 133 | 361 | 339 | 150 | 4 640 | | |
| | März " | | | | | | | | | |
| | Apr. " | | | | | | | | | |
| | Mai " | | | | | | | | | |
| | Juni " | | | | | | | | | |
| | Juli " | | | | | | | | | |
| Roheisen für die Gußerzeugung | 1960 | 1 655 | 96 | 757 | 217 | - | 238 | 2 963 | 1 951 | 4 107 |
| | 1961 | 1 707 | 108 | 831 | 172 | - | 257 | 3 075 | 1 844 | 3 304 |
| | 1962 | 1 633 | 95 | 820 | 200 | - | 313 | 3 061 | 1 533 | 3 409 |
| | 1963 | 1 577 | 75 | 891 | 219 | - | 207 | 2 970 | 1 454 | 3 545 |
| | 1964 | 1 755 | 92 | 901 | 257 | - | 212 | 3 217 | 1 572 | |
| | 1964 MD | 146 | 8 | 75 | 21 | - | 18 | 268 | 133 | |
| | Juli 64 | 149 | 7 | 70 | 27 | - | 16 | 270 | a) 145 | |
| | Aug. " | 134 | 5 | 42 | 27 | - | 27 | 235 | 119 | |
| | Sept. " | 125 | 9 | 66 | 21 | - | 12 | 233 | a) 144 | |
| | Okt. " | 159 | 9 | 78 | 20 | - | 13 | 281 | 121 | |
| | Nov. " | 150 | 7 | 84 | 21 | - | 23 | 285 | 123 | |
| | Dez. " | 191 | 8 | 99 | 23 | - | 30 | 351 | a) 144 | |
| | Jan. 65 | 157 | 5 | 80 | 22 | - | 33 | 297 | 128 | |
| | Febr. " | 152 | 5 | 90 | 22 | - | 24 | 293 | | |
| | März " | | | | | | | | | |
| | Apr. " | | | | | | | | | |
| | Mai " | | | | | | | | | |
| | Juni " | | | | | | | | | |
| | Juli " | | | | | | | | | |
| Spiegelroheisen und Hochofen- Ferro-Mangan | 1960 | 278 | 67 | 386 | 32 | - | - | 763 | 209 | 552 |
| | 1961 | 271 | 66 | 407 | 36 | - | - | 780 | 161 | 502 |
| | 1962 | 275 | 57 | 413 | 28 | - | - | 773 | 198 | 516 |
| | 1963 | 290 | 72 | 368 | 29 | - | - | 760 | 126 | 424 |
| | 1964 | 287 | 95 | 414 | 16 | - | - | 812 | 171 | 555 |
| | 1964 MD | 24 | 8 | 34 | 1 | - | - | 68 | 14 | 46 |
| | Juli 64 | 21 | 8 | 24 | 2 | - | - | 54 | a) 16 | 46 |
| | Aug. " | 28 | 11 | 30 | 1 | - | - | 70 | 13 | 48 |
| | Sept. " | 17 | 7 | 43 | - | - | - | 66 | a) 16 | 49 |
| | Okt. " | 29 | 9 | 38 | 1 | - | - | 77 | 15 | 53 |
| | Nov. " | 23 | 8 | 41 | 1 | - | - | 73 | 11 | 52 |
| | Dez. " | 27 | 8 | 41 | 1 | - | - | 77 | a) 15 | 55 |
| | Jan. 65 | 20 | 4 | 32 | 0 | - | - | 56 | 16 | 48 |
| | Febr. " | 13 | 3 | 31 | 0 | - | - | 47 | | 42 |
| | März " | | | | | | | | | |
| | Apr. " | | | | | | | | | |
| | Mai " | | | | | | | | | |
| | Juni " | | | | | | | | | |
| | Juli " | | | | | | | | | |
| Sonstiges Roheisen | 1960 | 313 | - | 258 | - | - | - | 571 | - | 472 |
| | 1961 | 427 | 4 | 229 | 0 | - | - | 730 | - | 318 |
| | 1962 | 275 | 4 | 290 | 1 | - | - | 570 | - | 305 |
| | 1963 | 257 | 8 | 196 | 1 | - | - | 462 | - | 255 |
| | 1964 | 241 | 4 | 208 | 1 | - | - | 454 | - | |
| | 1964 MD | 20 | - | 17 | 0 | - | - | 38 | - | |
| | Juli 64 | 17 | - | 25 | 0 | - | - | 44 | | |
| | Aug. " | 27 | - | 9 | 0 | - | - | 36 | | |
| | Sept. " | 21 | - | 14 | 0 | - | - | 35 | | |
| | Okt. " | 21 | - | 27 | 0 | - | - | 48 | | |
| | Nov. " | 21 | - | 12 | 0 | - | - | 34 | | |
| | Dez. " | 21 | - | 22 | 0 | - | - | 44 | | |
| | Jan. 65 | 22 | - | 29 | 0 | - | - | 51 | | |
| | Febr. " | 26 | - | 10 | 0 | - | - | 36 | | |
| | März " | | | | | | | | | |
| | Apr. " | | | | | | | | | |
| | Mai " | | | | | | | | | |
| | Juni " | | | | | | | | | |
| | Juli " | | | | | | | | | |

a) 5 Wochen, sonst 4 Wochen.

Erzeugung

Maßeinheit: 1000t

| | Jahr Monat | Montanunion-Länder | | | | | | | Vergleichszahlen | |
|------------------------------|---------------|--------------------|---------|------------|---------|-----------|-------------|-------------|------------------|---------|
| | | Bundesrepublik | Belgien | Frankreich | Italien | Luxemburg | Niederlande | MONTANUNION | Großbritannien | USA |
| Stahlrohblöcke | 1960 | 33 428 | 7 081 | 16 974 | 8 283 | 4 079 | 1 922 | 71 768 | 24 101 | 89 870 |
| | 1961 | 32 728 | 6 888 | 17 211 | 9 183 | 4 108 | 1 954 | 72 070 | 21 845 | 88 748 |
| | 1962 | 31 893 | 7 228 | 16 870 | 9 560 | 4 005 | 2 068 | 71 623 | 20 320 | 89 037 |
| | 1963 | 31 022 | 7 423 | 17 211 | 9 960 | 4 028 | 2 324 | 71 968 | 22 385 | 98 959 |
| | 1964 | 36 702 | 8 629 | 19 414 | 9 627 | 4 558 | 2 632 | 81 562 | 26 079 | 114 950 |
| | 1964 MD | 3 058 | 719 | 1 618 | 802 | 380 | 219 | 6 797 | 2 173 | 9 579 |
| | Juli 64 | 3 249 | 655 | 1 537 | 806 | 395 | 187 | 6 828 | a) 2 133 | 9 142 |
| | Aug. " | 3 190 | 651 | 1 164 | 605 | 364 | 207 | 6 181 | a) 1 704 | 9 511 |
| | Sept. " | 3 208 | 770 | 1 693 | 805 | 390 | 230 | 7 096 | a) 2 514 | 9 650 |
| | Okt. " | 3 284 | 838 | 1 812 | 877 | 411 | 227 | 7 449 | a) 2 085 | 10 464 |
| | Nov. " | 3 114 | 735 | 1 748 | 868 | 361 | 232 | 7 057 | a) 2 157 | 10 215 |
| | Dez. " | 2 839 | 740 | 1 705 | 928 | 383 | 239 | 6 834 | a) 2 467 | 10 504 |
| | Jan. 65 | 3 096 | 727 | 1 665 | 933 | 383 | 260 | 7 064 | a) 2 154 | 10 715 |
| | Febr. " | 2 977 | 717 | 1 574 | 923 | 379 | 230 | 6 800 | | 9 840 |
| | März " | | | | | | | | | |
| | Apr. " | | | | | | | | | |
| | Mai " | | | | | | | | | |
| | Juni " | | | | | | | | | |
| | Juli " | | | | | | | | | |
| Flüssigstahl für Stahlguß | 1960 | 672 | 100 | 325 | 179 | 5 | 20 | 1 301 | 594 | 197 |
| | 1961 | 730 | 114 | 366 | 201 | 5 | 17 | 1 433 | 594 | 169 |
| | 1962 | 670 | 119 | 364 | 198 | 5 | 18 | 1 374 | 500 | 164 |
| | 1963 | 576 | 102 | 344 | 196 | 4 | 18 | 1 239 | 496 | 161 |
| | 1964 | 637 | 92 | 365 | 165 | 1 | 15 | 1 275 | 570 | 200 |
| | 1964 MD | 53 | 7 | 30 | 14 | 0 | 1 | 106 | 475 | 17 |
| | Juli 64 | 55 | 6 | 23 | 16 | 1 | 1 | 101 | a) 47 | 15 |
| | Aug. " | 49 | 8 | 18 | 7 | 0 | 1 | 83 | a) 35 | 17 |
| | Sept. " | 55 | 9 | 34 | 12 | 0 | 2 | 112 | a) 58 | 17 |
| | Okt. " | 57 | 9 | 34 | 13 | 0 | 2 | 115 | a) 47 | 19 |
| | Nov. " | 54 | 8 | 32 | 11 | 0 | 1 | 107 | a) 46 | 17 |
| | Dez. " | 55 | 8 | 31 | 11 | 0 | 2 | 105 | a) 54 | 18 |
| | Jan. 65 | 54 | 6 | 31 | 12 | 0 | 2 | 105 | a) 47 | 18 |
| | Febr. " | 55 | 5 | 30 | 12 | 0 | 1 | 103 | | 17 |
| | März " | | | | | | | | | |
| | Apr. " | | | | | | | | | |
| | Mai " | | | | | | | | | |
| | Juni " | | | | | | | | | |
| | Juli " | | | | | | | | | |
| Rohstahl insgesamt | 1960 | 34 100 | 7 181 | 17 300 | 8 462 | 4 084 | 1 942 | 73 068 | 24 695 | 90 067 |
| | 1961 | 33 458 | 7 002 | 17 577 | 9 383 | 4 113 | 1 970 | 73 503 | 22 439 | 88 917 |
| | 1962 | 32 563 | 7 351 | 17 234 | 9 757 | 4 010 | 2 087 | 73 002 | 20 820 | 89 201 |
| | 1963 | 31 597 | 7 525 | 17 554 | 10 157 | 4 032 | 2 342 | 73 206 | 22 881 | 99 120 |
| | 1964 | 37 339 | 8 721 | 19 779 | 9 790 | 4 559 | 2 646 | 82 834 | 26 651 | 115 150 |
| | 1964 MD | 3 112 | 727 | 1 648 | 816 | 380 | 220 | 6 903 | 2 221 | 9 596 |
| | Juli 64 | 3 304 | 660 | 1 560 | 822 | 396 | 188 | 6 930 | a) 2 170 | 9 158 |
| | Aug. " | 3 239 | 658 | 1 183 | 611 | 365 | 208 | 6 264 | a) 1 739 | 9 528 |
| | Sept. " | 3 263 | 778 | 1 727 | 817 | 391 | 231 | 7 208 | a) 2 572 | 9 667 |
| | Okt. " | 3 341 | 847 | 1 846 | 890 | 412 | 229 | 7 564 | a) 2 132 | 10 483 |
| | Nov. " | 3 169 | 743 | 1 780 | 879 | 361 | 233 | 7 164 | a) 2 203 | 10 232 |
| | Dez. " | 2 894 | 746 | 1 736 | 939 | 383 | 241 | 6 939 | a) 2 521 | 10 522 |
| | Jan. 65 | 3 150 | 733 | 1 696 | 946 | 383 | 262 | 7 170 | a) 2 201 | 10 732 |
| | Febr. " | 3 033 | 722 | 1 604 | 935 | 379 | 231 | 6 904 | a) 2 280 | 9 857 |
| | März " | | | | | | | | | |
| | Apr. " | | | | | | | | | |
| | Mai " | | | | | | | | | |
| | Juni " | | | | | | | | | |
| | Juli " | | | | | | | | | |
| Thomasstahl | 1960 | 14 906 | 6 105 | 10 458 | 449 | 4 002 | - | 35 920 | 1 708 | - |
| | 1961 | 14 368 | 5 969 | 10 404 | 632 | 4 037 | - | 35 410 | 1 656 | - |
| | 1962 | 13 211 | 6 370 | 10 026 | 637 | 3 881 | - | 34 125 | 1 609 | - |
| | 1963 | 12 440 | 6 574 | 9 833 | 655 | 3 845 | - | 33 348 | 1 562 | - |
| | 1964 | 12 239 | 7 205 | 10 604 | 449 | 4 236 | - | 34 733 | 1 464 | - |
| | 1964 MD | 1 020 | 600 | 884 | 37 | 353 | - | 2 894 | 122 | - |
| | Juli 64 | 1 085 | 565 | 853 | 51 | 371 | - | 2 926 | a) 151 | - |
| | Aug. " | 1 061 | 565 | 668 | 44 | 329 | - | 2 667 | a) 120 | - |
| | Sept. " | 1 051 | 636 | 917 | 14 | 359 | - | 2 977 | a) 149 | - |
| | Okt. " | 1 083 | 687 | 996 | 25 | 376 | - | 3 167 | a) 116 | - |
| | Nov. " | 989 | 593 | 947 | - | 328 | - | 2 857 | a) 132 | - |
| | Dez. " | 882 | 595 | 916 | - | 360 | - | 2 753 | a) 147 | - |
| | Jan. 65 | 930 | 589 | 871 | - | 345 | - | 2 735 | a) 59 | - |
| | Febr. " | 888 | 567 | 830 | - | 339 | - | 2 624 | | - |
| | März " | | | | | | | | | |
| | Apr. " | | | | | | | | | |
| | Mai " | | | | | | | | | |
| | Juni " | | | | | | | | | |
| | Juli " | | | | | | | | | |
| Siemens-Martin- Stahl | 1960 | 16 087 | 614 | 5 131 | 4 601 | - | 1 105 | 27 538 | 20 863 | 78 351 |
| | 1961 | 15 457 | 542 | 5 062 | 4 986 | - | 1 023 | 27 070 | 18 674 | 76 659 |
| | 1962 | 15 048 | 507 | 4 925 | 5 160 | - | 805 | 26 446 | 16 989 | 75 258 |
| | 1963 | 14 017 | 496 | 4 772 | 5 266 | - | 697 | 25 249 | 17 384 | 80 589 |
| | 1964 | 16 836 | 444 | 5 181 | 4 885 | - | 607 | 27 953 | 18 786 | 89 043 |
| | 1964 MD | 1 403 | 37 | 398 | 432 | - | 51 | 2 329 | 1 566 | 6 716 |
| | Juli 64 | 1 471 | 25 | 411 | 395 | - | 52 | 2 353 | a) 1 505 | 7 093 |
| | Aug. " | 1 457 | 35 | 294 | 333 | - | 49 | 2 168 | a) 1 197 | 7 303 |
| | Sept. " | 1 454 | 40 | 455 | 427 | - | 52 | 2 428 | a) 1 786 | 7 400 |
| | Okt. " | 1 460 | 42 | 477 | 450 | - | 49 | 2 478 | a) 1 470 | 8 028 |
| | Nov. " | 1 440 | 38 | 464 | 458 | - | 48 | 2 452 | a) 1 493 | 6 696 |
| | Dez. " | 1 277 | 36 | 451 | 464 | - | 54 | 2 282 | a) 1 647 | 7 823 |
| | Jan. 65 | 1 386 | 37 | 435 | 451 | - | 60 | 2 369 | a) 1 427 | 7 962 |
| | Febr. " | 1 336 | 35 | 398 | 446 | - | 52 | 2 267 | | 7 252 |
| | März " | | | | | | | | | |
| | Apr. " | | | | | | | | | |
| | Mai " | | | | | | | | | |
| | Juni " | | | | | | | | | |
| | Juli " | | | | | | | | | |

a) 5 Wochen, sonst 4 Wochen

Erzeugung

Maßeinheit: 1000 t

| | Jahr Monat | Montanunion-Länder | | | | | | | Vergleichsländer | |
|--|---------------|--------------------|---------|------------|---------|-------------------------|-------------------------|-------------|------------------|--------|
| | | Bundesrepublik | Belgien | Frankreich | Italien | Luxemburg | Niederlande | MONTANUNION | Großbritannien | USA |
| Elektro-Stahl 1) | 1960 | 2 174 | 438 | 1 506 | 3 412 | 81 | 202 | 7 813 | 1 713 | 7 601 |
| | 1961 | 2 365 | 458 | 1 572 | 3 765 | 75 | 196 | 8 431 | 1 674 | 7 860 |
| | 1962 | 2 567 | 441 | 1 523 | 3 960 | 64 | 205 | 8 760 | 1 504 | 8 176 |
| | 1963 | 2 647 | 291 | 1 515 | 4 235 | 66 | 209 | 8 962 | 2 110 | 9 907 |
| | 1964 | 2 998 | 413 | 1 674 | 4 222 | 69 | 228 | 9 604 | 2 986 | 11 320 |
| | 1964 MD | 250 | 34 | 139 | 352 | 6 | 19 | 801 | 249 | 943 |
| | Juli 64 | 265 | 22 | 132 | 375 | 5 | 16 | 817 | a) 203 | 873 |
| | Aug. " | 240 | 31 | 57 | 234 | 6 | 15 | 585 | a) 211 | 953 |
| | Sept. " | 251 | 37 | 146 | 363 | 5 | 21 | 822 | a) 312 | 1 007 |
| | Okt. " | 267 | 38 | 161 | 384 | 4 | 21 | 874 | a) 257 | 1 024 |
| | Nov. " | 255 | 34 | 147 | 353 | 4 | 19 | 815 | a) 250 | 995 |
| | Dez. " | 235 | 36 | 149 | 354 | 3 | 20 | 798 | a) 288 | 1 009 |
| | Jan. 65 | 258 | 36 | 147 | 352 | 4 | 20 | 817 | a) 262 | 1 055 |
| | Febr. " | 256 | 31 | 149 | 348 | 6 | 19 | 809 | | 1 008 |
| | März " | | | | | | | | | |
| | Apr. " | | | | | | | | | |
| | Mai " | | | | | | | | | |
| | Juni " | | | | | | | | | |
| | Juli " | | | | | | | | | |
| LD-, Bessemer- und sonstiger Stahl | 1960 | 934 | 24 | 204 | 0 | - | 637 | 1 797 | 412 | 4 115 |
| | 1961 | 1 268 | 33 | 539 | 0 | - | 748 | 2 588 | 437 | 4 398 |
| | 1962 | 1 736 | 34 | 759 | 0 | 65 | 1 076 | 3 670 | 718 | 5 767 |
| | 1963 | 2 434 | 164 | 1 433 | 1 | 120 | 1 434 | 5 648 | 1 826 | 8 624 |
| | 1964 | 5 267 | 659 | 2 320 | 230 | 255 | 1 811 | 10 542 | 3 415 | 14 787 |
| | 1964 MD | 439 | 55 | 193 | 19 | 21 | 121 | 878 | 285 | 1 232 |
| | Juli 64 | 483 | 48 | 163 | 0 | 20 | 120 | 834 | a) 311 | 1 191 |
| | Aug. " | 481 | 26 | 164 | 0 | 30 | 144 | 844 | a) 213 | 1 272 |
| | Sept. " | 507 | 64 | 209 | 12 | 27 | 159 | 978 | a) 325 | 1 259 |
| | Okt. " | 530 | 78 | 212 | 31 | 32 | 159 | 1 043 | a) 290 | 1 431 |
| | Nov. " | 485 | 74 | 221 | 67 | 29 | 165 | 1 036 | a) 328 | 1 541 |
| | Dez. " | 499 | 78 | 220 | 120 | 20 | 167 | 1 104 | a) 439 | 1 690 |
| | Jan. 65 | 576 | 71 | 243 | 143 | 34 | 182 | 1 249 | a) 453 | 1 716 |
| | Febr. " | 553 | 89 | 227 | 141 | 34 | 160 | 1 204 | | 1 598 |
| | März " | | | | | | | | | |
| | Apr. " | | | | | | | | | |
| | Mai " | | | | | | | | | |
| | Juni " | | | | | | | | | |
| | Juli " | | | | | | | | | |
| Edelstahl insgesamt 2) 3) | 1960 | 2968,5 | 199,4 | 1470,2 | 1337,1 | In Belgien enthalten | In Belgien enthalten | 5975,2 | . | . |
| | 1961 | 2855,4 | 216,0 | 1544,1 | 1567,2 | | | 6182,6 | . | . |
| | 1962 | 2526,9 | 201,7 | 1485,7 | 1336,9 | | | 5550,5 | . | . |
| | 1963 | 2481,1 | 194,3 | 1483,1 | 1191,9 | | | 5350,4 | . | . |
| | 1964 | 3047,1 | 251,8 | 1600,8 | 1069,9 | | | 5969,6 | | |
| | 1964 MD | 253,9 | 21,0 | 133,4 | 89,2 | | | 497,5 | | |
| | Juli 64 | 266,2 | 16,4 | 116,7 | 102,0 | | | 501,4 | | |
| | Aug. " | 260,3 | 15,8 | 61,6 | 39,1 | | | 376,8 | | |
| | Sept. " | 269,7 | 23,6 | 140,7 | 82,9 | | | 517,0 | | |
| | Okt. " | 265,5 | 24,3 | 149,4 | 86,0 | | | 525,2 | | |
| | Nov. " | 263,9 | 21,6 | 143,6 | 76,9 | | | 505,9 | | |
| | Dez. " | 246,3 | 32,3 | 145,4 | 77,7 | | | 501,7 | | |
| | Jan. 65 | 265,1 | | | | | | | | |
| | Febr. " | | | | | | | | | |
| | März " | | | | | | | | | |
| | Apr. " | | | | | | | | | |
| | Mai " | | | | | | | | | |
| | Juni " | | | | | | | | | |
| | Juli " | | | | | | | | | |
| Unlegierte Rohblöcke | 1960 | 796,5 | 94,4 | 597,3 | 558,1 | In Belgien enthalten | In Belgien enthalten | 2046,3 | . | . |
| | 1961 | 730,3 | 112,0 | 604,7 | 630,4 | | | 2077,5 | . | . |
| | 1962 | 646,1 | 94,8 | 567,7 | 585,7 | | | 1894,3 | . | . |
| | 1963 | 608,9 | 98,9 | 543,1 | 539,4 | | | 1790,3 | . | . |
| | 1964 | 697,2 | 121,6 | 595,4 | 455,1 | | | 1869,3 | | |
| | 1964 MD | 58,1 | 10,1 | 42,6 | 37,9 | | | 155,8 | | |
| | Juli 64 | 59,9 | 8,3 | 47,4 | 44,6 | | | 160,1 | | |
| | Aug. " | 60,7 | 7,6 | 19,7 | 15,3 | | | 103,2 | | |
| | Sept. " | 57,3 | 12,2 | 54,3 | 29,9 | | | 153,7 | | |
| | Okt. " | 62,9 | 11,9 | 54,2 | 34,3 | | | 163,4 | | |
| | Nov. " | 61,6 | 10,1 | 53,0 | 32,8 | | | 157,6 | | |
| | Dez. " | 55,2 | 16,6 | 54,5 | 31,7 | | | 158,0 | | |
| | Jan. 65 | 60,6 | | | | | | | | |
| | Febr. " | | | | | | | | | |
| | März " | | | | | | | | | |
| | Apr. " | | | | | | | | | |
| | Mai " | | | | | | | | | |
| | Juni " | | | | | | | | | |
| | Juli " | | | | | | | | | |
| Legierte Rohblöcke | 1960 | 2069,6 | 99,4 | 848,1 | 755,1 | In Belgien enthalten | In Belgien enthalten | 3772,2 | . | . |
| | 1961 | 2012,9 | 98,4 | 912,3 | 904,5 | | | 3928,1 | . | . |
| | 1962 | 1773,8 | 101,6 | 889,1 | 729,0 | | | 3493,6 | . | . |
| | 1963 | 1767,6 | 91,5 | 913,4 | 635,5 | | | 3408,0 | . | . |
| | 1964 | 2225,8 | 126,9 | 977,6 | 598,9 | | | 3929,1 | | |
| | 1964 MD | 185,5 | 10,6 | 81,5 | 42,9 | | | 327,4 | | |
| | Juli 64 | 195,2 | 8,0 | 67,8 | 56,0 | | | 327,0 | | |
| | Aug. " | 190,0 | 7,9 | 39,9 | 23,0 | | | 260,9 | | |
| | Sept. " | 201,2 | 11,2 | 83,9 | 51,9 | | | 348,2 | | |
| | Okt. " | 191,9 | 12,1 | 92,4 | 50,6 | | | 347,0 | | |
| | Nov. " | 192,9 | 11,1 | 88,3 | 43,3 | | | 335,6 | | |
| | Dez. " | 180,3 | 15,4 | 88,4 | 45,1 | | | 329,3 | | |
| | Jan. 65 | 193,3 | | | | | | | | |
| | Febr. " | | | | | | | | | |
| | März " | | | | | | | | | |
| | Apr. " | | | | | | | | | |
| | Mai " | | | | | | | | | |
| | Juni " | | | | | | | | | |
| | Juli " | | | | | | | | | |

1) Bundesgebiet, Frankreich und USA einschl. Tiegelstahl. 2) Rohblöcke und Flüssigstahl für Stahlguß. 3) In Rohstahl enthalten.
a) 5 Wochen, sonst 4 Wochen.

Erzeugung

Maßeinheit: 1000t

| | Jahr Monat | Montanunion-Länder | | | | | | | Vergleichszahlen | |
|---|---------------|--------------------|---------|------------|---------|-----------|-------------|-------------|------------------|--------|
| | | Bundesrepublik | Belgien | Frankreich | Italien | Luxemburg | Niederlande | Montanunion | Großbritannien | USA |
| Walzstahl- fertigerzeugnisse insgesamt 1) | 1960 | 22 363 | 4 875 | 12 878 | 6 239 | 3 013 | 1 424 | 50 791 | 17 375 | 68 211 |
| | 1961 | 21 688 | 4 856 | 13 221 | 6 788 | 3 084 | 1 442 | 51 076 | 15 751 | 65 467 |
| | 1962 | 21 356 | 5 398 | 12 878 | 7 138 | 3 016 | 1 559 | 51 338 | 14 859 | 66 694 |
| | 1963 | 20 759 | 5 699 | 13 030 | 7 704 | 3 031 | 1 752 | 51 973 | 16 312 | 72 706 |
| | 1964 | 24 745 | 6 410 | 14 413 | 7 748 | 3 372 | 1 901 | 58 589 | 19 165 | |
| | 1964 MD | 2 062 | 534 | 1 201 | 646 | 281 | 158 | 4 882 | 1 597 | |
| | Juli 64 | 2 173 | 431 | 1 140 | 663 | 293 | 144 | 4 843 | a) 1 518 | |
| | Aug. " | 2 023 | 458 | 736 | 487 | 271 | 134 | 4 109 | 1 217 | |
| | Sept. " | 2 179 | 568 | 1 262 | 682 | 287 | 172 | 5 149 | a) 1 912 | |
| | Okt. " | 2 288 | 600 | 1 373 | 748 | 310 | 160 | 5 479 | 1 615 | |
| | Nov. " | 2 066 | 541 | 1 240 | 704 | 271 | 157 | 4 979 | 1 615 | |
| | Dez. " | 1 977 | 578 | 1 242 | 673 | 277 | 160 | 4 907 | a) 1 717 | |
| | Jan. 65 | 2 102 | 561 | 1 278 | 681 | 284 | 156 | 5 062 | 1 598 | |
| | Febr. " | 2 048 | | | | 280 | | | | |
| | März " | | | | | | | | | |
| | Apr. " | | | | | | | | | |
| | Mai " | | | | | | | | | |
| | Juni " | | | | | | | | | |
| | Juli " | | | | | | | | | |
| Eisenbahnober- baumaterial | 1960 | 675 | 77 | 445 | 142 | 66 | - | 1 405 | 586 | 802 |
| | 1961 | 601 | 79 | 440 | 190 | 82 | - | 1 392 | 538 | 528 |
| | 1962 | 557 | 95 | 460 | 171 | 75 | - | 1 358 | 353 | 615 |
| | 1963 | 567 | 64 | 337 | 151 | 57 | - | 1 175 | 305 | 637 |
| | 1964 | 516 | 42 | 353 | 169 | 46 | - | 1 126 | 368 | |
| | 1964 MD | 43 | 3 | 29 | 14 | 4 | - | 94 | 33 | |
| | Juli 64 | 50 | 4 | 29 | 13 | 4 | - | 100 | a) 32 | |
| | Aug. " | 42 | 3 | 19 | 15 | 4 | - | 83 | 21 | |
| | Sept. " | 42 | 2 | 33 | 16 | 2 | - | 96 | a) 40 | |
| | Okt. " | 39 | 2 | 35 | 16 | 3 | - | 95 | 33 | |
| | Nov. " | 35 | 2 | 33 | 14 | 4 | - | 88 | 31 | |
| | Dez. " | 33 | 2 | 28 | 15 | 2 | - | 80 | a) 35 | |
| | Jan. 65 | 40 | 1 | 28 | 16 | 2 | - | 87 | 38 | |
| | Febr. " | 40 | | | | 4 | - | | | |
| | März " | | | | | | | | | |
| | Apr. " | | | | | | | | | |
| | Mai " | | | | | | | | | |
| | Juni " | | | | | | | | | |
| | Juli " | | | | | | | | | |
| Schwere Profile (Formstahl, Breit- flanschträger, Stahlspondwände) | 1960 | 1 926 | 184 | 855 | 440 | 605 | - | 4 010 | 2 408 | 4 872 |
| | 1961 | 2 109 | 168 | 877 | 533 | 647 | - | 4 334 | 2 206 | 4 308 |
| | 1962 | 2 082 | 270 | 898 | 597 | 649 | - | 4 496 | 1 854 | 4 313 |
| | 1963 | 1 918 | 317 | 848 | 634 | 626 | - | 4 343 | 2 055 | 4 879 |
| | 1964 | 2 187 | 431 | 1 028 | 644 | 719 | - | 5 009 | 2 859 | |
| | 1964 MD | 182 | 36 | 86 | 54 | 60 | - | 417 | 238 | |
| | Juli 64 | 187 | 30 | 75 | 53 | 63 | - | 409 | a) 189 | |
| | Aug. " | 185 | 32 | 68 | 44 | 56 | - | 384 | 150 | |
| | Sept. " | 190 | 41 | 91 | 55 | 62 | - | 439 | a) 285 | |
| | Okt. " | 204 | 38 | 101 | 63 | 68 | - | 474 | b) 244 | |
| | Nov. " | 182 | 34 | 93 | 58 | 57 | - | 424 | 242 | |
| | Dez. " | 172 | 36 | 99 | 46 | 60 | - | 413 | a) 270 | |
| | Jan. 65 | 186 | 34 | 97 | 58 | 66 | - | 441 | 245 | |
| | Febr. " | 166 | | | | 61 | - | | | |
| | März " | | | | | | | | | |
| | Apr. " | | | | | | | | | |
| | Mai " | | | | | | | | | |
| | Juni " | | | | | | | | | |
| | Juli " | | | | | | | | | |
| Leichte Profile, Stabstahl | 1960 | 6 058 | 1 781 | 3 460 | 2 081 | 1 107 | 46 | 14 533 | 3 583 | 10 114 |
| | 1961 | 6 041 | 1 911 | 3 522 | 2 277 | 1 143 | 41 | 14 935 | 3 293 | 9 702 |
| | 1962 | 5 357 | 2 075 | 3 408 | 2 466 | 1 001 | 27 | 14 334 | 2 907 | 10 106 |
| | 1963 | 5 122 | 2 048 | 3 315 | 2 848 | 1 031 | 46 | 14 409 | 2 958 | 11 034 |
| | 1964 | 5 937 | 2 090 | 3 520 | 2 659 | 1 123 | 58 | 15 387 | 3 620 | |
| | 1964 MD | 495 | 174 | 293 | 222 | 94 | 5 | 1 217 | 302 | |
| | Juli 64 | 537 | 147 | 269 | 225 | 98 | 5 | 1 281 | a) 286 | |
| | Aug. " | 491 | 142 | 182 | 157 | 93 | 4 | 1 069 | 250 | |
| | Sept. " | 530 | 186 | 322 | 239 | 97 | 7 | 1 381 | a) 341 | |
| | Okt. " | 554 | 195 | 347 | 252 | 110 | 5 | 1 463 | 303 | |
| | Nov. " | 499 | 179 | 317 | 237 | 92 | 8 | 1 332 | 309 | |
| | Dez. " | 507 | 189 | 305 | 218 | 90 | 5 | 1 314 | a) 324 | |
| | Jan. 65 | 535 | 188 | 326 | 202 | 94 | 5 | 1 350 | 315 | |
| | Febr. " | 502 | | | | 97 | | | | |
| | März " | | | | | | | | | |
| | Apr. " | | | | | | | | | |
| | Mai " | | | | | | | | | |
| | Juni " | | | | | | | | | |
| | Juli " | | | | | | | | | |
| Walzdraht | 1960 | 2 172 | 643 | 1 549 | 627 | 245 | 145 | 5 381 | 1 543 | 3 869 |
| | 1961 | 2 094 | 614 | 1 663 | 653 | 221 | 129 | 5 374 | 1 389 | 4 006 |
| | 1962 | 2 013 | 639 | 1 555 | 603 | 235 | 127 | 5 172 | 1 410 | 4 024 |
| | 1963 | 2 216 | 722 | 1 622 | 563 | 225 | 132 | 5 480 | 1 497 | 4 197 |
| | 1964 | 2 767 | 867 | 1 817 | 553 | 224 | 161 | 6 389 | 1 712 | |
| | 1964 MD | 231 | 72 | 151 | 46 | 19 | 13 | 532 | 143 | |
| | Juli 64 | 243 | 56 | 151 | 50 | 16 | 11 | 527 | a) 130 | |
| | Aug. " | 220 | 61 | 77 | 35 | 19 | 9 | 420 | 111 | |
| | Sept. " | 243 | 80 | 161 | 45 | 19 | 13 | 561 | a) 167 | |
| | Okt. " | 261 | 85 | 179 | 53 | 20 | 17 | 615 | 152 | |
| | Nov. " | 238 | 76 | 162 | 54 | 20 | 14 | 564 | 148 | |
| | Dez. " | 215 | 74 | 173 | 52 | 20 | 17 | 551 | a) 157 | |
| | Jan. 65 | 245 | 78 | 164 | 49 | 20 | 16 | 572 | 143 | |
| | Febr. " | 248 | | | | 21 | | | | |
| | März " | | | | | | | | | |
| | Apr. " | | | | | | | | | |
| | Mai " | | | | | | | | | |
| | Juni " | | | | | | | | | |
| | Juli " | | | | | | | | | |

1) Erzeugnisse im Sinne des Montan-Vertrages (bis Warmbreitband/Fertigerzeugnis einschl.)

a) 5 Wochen, sonst 4 Wochen. b) Einschließlich Halbzeug für Röhren.

Erzeugung

Maßeinheit: 1000t

| | Jahr Monat | Montanunion-Länder | | | | | | | Vergleichszahlen | |
|--|---------------|--------------------|---------|------------|---------|-----------|-------------|-------------|------------------|-----------|
| | | Bundesrepublik | Belgien | Frankreich | Italien | Luxemburg | Niederlande | MONTANUNION | Großbritannien | USA |
| Halbzeug für nahtlose Röhren (Röhren-Rund- und Vierkantstahl) | 1960 | 1 259 | 22 | 461 | 211 | - | - | 1 953 | 433 | 3 217 |
| | 1961 | 1 278 | 5 | 434 | 264 | - | - | 1 981 | 400 | 3 356 |
| | 1962 | 1 127 | 3 | 412 | 289 | - | - | 1 831 | 349 | 3 225 |
| | 1963 | 1 101 | 1 | 394 | 276 | - | - | 1 772 | 355 | 3 282 |
| | 1964 | 1 302 | 14 | 446 | 232 | - | - | 1 994 | | |
| | 1964 MD | 109 | 1 | 37 | 19 | - | - | 166 | | |
| | Juli 64 | 112 | 2 | 27 | 19 | - | - | 159 | 29 | |
| | Aug. " | 93 | 2 | 38 | 7 | - | - | 140 | 29 | |
| | Sept. " | 111 | 2 | 43 | 17 | - | - | 172 | 49 | |
| | Okt. " | 117 | 2 | 43 | 20 | - | - | 181 | | |
| | Nov. " | 117 | 1 | 44 | 15 | - | - | 177 | | |
| | Dez. " | 103 | 1 | 38 | 19 | - | - | 161 | | |
| | Jan. 65 | 105 | 2 | 39 | 17 | - | - | 163 | | |
| | Febr. " | 111 | | | | - | - | | | |
| | März " | | | | | | | | | |
| | Apr. " | | | | | | | | | |
| | Mai " | | | | | | | | | |
| | Juni " | | | | | | | | | |
| | Juli " | | | | | | | | | |
| Bandstahl und Röhrenstreifen | 1960 | 2 378 | 293 | 935 | 448 | 523 | 73 | 4 650 | 1 764 | 4 312 |
| | 1961 | 2 047 | 287 | 982 | 454 | 537 | 67 | 4 374 | 1 444 | 4 367 |
| | 1962 | 2 123 | 314 | 998 | 470 | 593 | 64 | 4 562 | 1 485 | 4 108 |
| | 1963 | 1 980 | 347 | 1 061 | 498 | 593 | 76 | 4 557 | 1 689 | 4 064 |
| | 1964 | 2 406 | 376 | 1 093 | 537 | 768 | 79 | 5 258 | 1 886 | |
| | 1964 MD | 201 | 31 | 91 | 45 | 64 | 7 | 438 | 157 | |
| | Juli 64 | 204 | 26 | 87 | 46 | 69 | 5 | 438 | a) 133 | |
| | Aug. " | 192 | 30 | 34 | 30 | 57 | 5 | 349 | 102 | |
| | Sept. " | 207 | 34 | 91 | 39 | 65 | 7 | 443 | a) 178 | |
| | Okt. " | 234 | 37 | 110 | 54 | 71 | 6 | 512 | 157 | |
| | Nov. " | 197 | 32 | 86 | 52 | 64 | 9 | 440 | 165 | |
| | Dez. " | 173 | 24 | 100 | 53 | 67 | 6 | 423 | a) 161 | |
| | Jan. 65 | 196 | 35 | 81 | 53 | 59 | 6 | 430 | 149 | |
| | Febr. " | 191 | | | | 61 | | | | |
| | März " | | | | | | | | | |
| | Apr. " | | | | | | | | | |
| | Mai " | | | | | | | | | |
| | Juni " | | | | | | | | | |
| | Juli " | | | | | | | | | |
| Breitflachstahl | 1960 | 381 | 30 | 66 | 21 | 1 | - | 499 | 2) . | 748 |
| | 1961 | 386 | 39 | 76 | 25 | 2 | - | 528 | . | 548 |
| | 1962 | 359 | 43 | 78 | 25 | 3 | - | 508 | . | 661 |
| | 1963 | 315 | 34 | 81 | 13 | 3 | - | 446 | . | 718 |
| | 1964 | 381 | 33 | 80 | 11 | 0 | - | 506 | | |
| | 1964 MD | 32 | 3 | 7 | 1 | 0 | - | 42 | | |
| | Juli 64 | 35 | 2 | 7 | 2 | 0 | - | 47 | | |
| | Aug. " | 36 | 2 | 3 | 0 | 0 | - | 40 | | |
| | Sept. " | 32 | 3 | 7 | 0 | 0 | - | 43 | | |
| | Okt. " | 32 | 3 | 9 | 2 | 0 | - | 46 | | |
| | Nov. " | 26 | 3 | 8 | 0 | 0 | - | 37 | | |
| | Dez. " | 30 | 2 | 8 | 1 | 0 | - | 41 | | |
| | Jan. 65 | 38 | 4 | 8 | 2 | 0 | - | 52 | | |
| | Febr. " | 34 | | | | 0 | - | | | |
| | März " | | | | | | | | | |
| | Apr. " | | | | | | | | | |
| | Mai " | | | | | | | | | |
| | Juni " | | | | | | | | | |
| | Juli " | | | | | | | | | |
| Grob- und Mittelbleche (3 mm und stärker) | 1960 | 4 406 | 589 | 1 305 | 824 | 113 | 443 | 7 322 | 2 927 | 3) 6 010 |
| | 1961 | 3 903 | 589 | 1 473 | 906 | 128 | 449 | 7 468 | 2 825 | 5 714 |
| | 1962 | 3 921 | 583 | 1 364 | 960 | 120 | 421 | 7 369 | 2 327 | 5 813 |
| | 1963 | 3 510 | 540 | 1 379 | 898 | 151 | 405 | 6 884 | 2 594 | 6 705 |
| | 1964 | 4 282 | 756 | 1 621 | 911 | 172 | 441 | 8 184 | 3 481 | |
| | 1964 MD | 357 | 63 | 135 | 76 | 14 | 37 | 682 | 284 | |
| | Juli 64 | 377 | 53 | 129 | 71 | 16 | 37 | 681 | a) 266 | |
| | Aug. " | 359 | 57 | 85 | 67 | 15 | 26 | 610 | 200 | |
| | Sept. " | 384 | 72 | 144 | 90 | 16 | 39 | 745 | a) 353 | |
| | Okt. " | 398 | 61 | 161 | 90 | 14 | 42 | 766 | 298 | |
| | Nov. " | 360 | 72 | 133 | 90 | 12 | 35 | 702 | 283 | |
| | Dez. " | 346 | 87 | 123 | 88 | 13 | 42 | 699 | a) 334 | |
| | Jan. 65 | 355 | 79 | 137 | 92 | 15 | 41 | 719 | 278 | |
| | Febr. " | 347 | | | | 12 | | | | |
| | März " | | | | | | | | | |
| | Apr. " | | | | | | | | | |
| | Mai " | | | | | | | | | |
| | Juni " | | | | | | | | | |
| | Juli " | | | | | | | | | |
| Feinbleche warm- und kaltgewalzt (unter 3 mm stark) | 1960 | 3 229 | 1 198 | 3 708 | 1 323 | 289 | 608 | 10 355 | 4 128 | 4) 34 267 |
| | 1961 | 2 998 | 1 095 | 3 635 | 1 377 | 281 | 623 | 10 011 | 3 660 | 32 938 |
| | 1962 | 3 392 | 1 295 | 3 573 | 1 456 | 288 | 853 | 10 857 | 4 173 | 33 829 |
| | 1963 | 3 572 | 1 506 | 3 832 | 1 771 | 288 | 982 | 11 952 | 4 859 | 37 190 |
| | 1964 | 4 315 | 1 701 | 4 258 | 1 957 | 272 | 1 018 | 13 520 | 5 302 | |
| | 1964 MD | 360 | 42 | 355 | 63 | 23 | 85 | 1 127 | 492 | |
| | Juli 64 | 378 | 105 | 353 | 179 | 23 | 69 | 1 108 | a) 453 | |
| | Aug. " | 359 | 123 | 224 | 128 | 23 | 81 | 938 | 354 | |
| | Sept. " | 380 | 139 | 357 | 172 | 22 | 91 | 1 160 | a) 499 | |
| | Okt. " | 386 | 169 | 361 | 192 | 20 | 78 | 1 206 | 428 | |
| | Nov. " | 360 | 134 | 332 | 178 | 18 | 81 | 1 103 | 437 | |
| | Dez. " | 340 | 153 | 337 | 173 | 20 | 78 | 1 101 | a) 437 | |
| | Jan. 65 | 358 | 131 | 368 | 185 | 23 | 76 | 1 141 | 429 | |
| | Febr. " | 360 | | | | 20 | | | | |
| | März " | | | | | | | | | |
| | Apr. " | | | | | | | | | |
| | Mai " | | | | | | | | | |
| | Juni " | | | | | | | | | |
| | Juli " | | | | | | | | | |

1) Siehe Formstahl. 2) In Grobblechen enthalten. 3) Plates. 4) Sheets, einschl. Coils for cold reduced blackplate and tinplate.
a) 5 Wochen, sonst 4 Wochen.

Erzeugung

Maßeinheit: 1000t

| | Jahr Monat | Montanunion-Länder | | | | | | | Vergleichszahlen | |
|--|---------------|--------------------|---------|------------|---------|-----------|-------------|-------------|------------------|-------|
| | | Bundesrepublik | Belgien | Frankreich | Italien | Luxemburg | Niederlande | MONTANUNION | Großbritannien | USA |
| Warmbreitband (Fertigerzeugnis)¹⁾ | 1960 | 238 | 58 | 95 | 123 | 64 | 109 | 687 | . | . |
| | 1961 | 227 | 70 | 118 | 92 | 44 | 133 | 684 | . | . |
| | 1962 | 425 | 79 | 132 | 104 | 52 | 63 | 855 | . | . |
| | 1963 | 457 | 119 | 159 | 51 | 57 | 111 | 954 | . | . |
| | 1964 | 652 | 101 | 199 | 74 | 53 | 150 | 1 225 | . | . |
| | 1964 MD | 54 | 8 | 17 | 6 | 4 | 13 | 102 | | |
| | Juli 64 | 49 | 8 | 13 | 5 | 2 | 17 | 94 | | |
| | Aug. " | 45 | 9 | 6 | 4 | 3 | 18 | 75 | | |
| | Sept. " | 59 | 8 | 15 | 8 | 4 | 14 | 108 | | |
| | Okt. " | 62 | 8 | 28 | 7 | 5 | 12 | 126 | | |
| | Nov. " | 53 | 8 | 32 | 7 | 5 | 10 | 115 | | |
| | Dez. " | 59 | 9 | 31 | 8 | 5 | 12 | 124 | | |
| | Jan. 65 | 44 | 9 | 30 | 7 | 5 | 12 | 107 | | |
| | Febr. " | 49 | | | | | | | | |
| | März " | | | | | 3 | | | | |
| | Apr. " | | | | | | | | | |
| | Mai " | | | | | | | | | |
| | Juni " | | | | | | | | | |
| Weiterverarbeitete Walzstahlfertig- erzeugnisse, Weißbleche, Weißband, Feinstband, Feinstblech | 1960 | 404 | 133 | 626 | 174 | - | 166 | 1 503 | 1 254 | 5 333 |
| | 1961 | 401 | 138 | 560 | 178 | - | 173 | 1 450 | 1 095 | 5 090 |
| | 1962 | 454 | 218 | 611 | 166 | - | 217 | 1 667 | 1 218 | 4 867 |
| | 1963 | 493 | 229 | 611 | 220 | - | 250 | 1 804 | 1 226 | 4 423 |
| | 1964 | 545 | 226 | 641 | 188 | - | 265 | 1 865 | 1 206 | |
| | 1964 MD | 45 | 19 | 53 | 16 | - | 22 | 155 | 101 | |
| | Juli 64 | 52 | 12 | 60 | 19 | - | 26 | 167 | a) 112 | |
| | Aug. " | 49 | 18 | 41 | 14 | - | 14 | 136 | 65 | |
| | Sept. " | 46 | 20 | 42 | 17 | - | 26 | 151 | a) 123 | |
| | Okt. " | 49 | 18 | 47 | 18 | - | 18 | 150 | 102 | |
| | Nov. " | 42 | 17 | 44 | 19 | - | 22 | 144 | 102 | |
| | Dez. " | 40 | 17 | 42 | 19 | - | 19 | 137 | a) 113 | |
| | Jan. 65 | 47 | 17 | 44 | 20 | - | 19 | 147 | 106 | |
| | Febr. " | 46 | | | | | | | | |
| | März " | | | | | | | | | |
| | Apr. " | | | | | | | | | |
| | Mai " | | | | | | | | | |
| | Juni " | | | | | | | | | |
| Verzinkte, verbleite und sonstige Bleche | 1960 | 241 | 258 | 357 | 98 | - | - | 951 | 269 | 2 985 |
| | 1961 | 253 | 284 | 369 | 104 | - | - | 1 010 | 268 | 3 360 |
| | 1962 | 258 | 283 | 359 | 104 | - | - | 1 004 | 233 | 3 424 |
| | 1963 | 233 | 374 | 407 | 112 | - | - | 1 126 | 265 | 3 872 |
| | 1964 | 308 | 378 | 487 | 214 | - | - | 1 387 | 318 | |
| | 1964 MD | 26 | 32 | 41 | 18 | - | - | 116 | 26 | |
| | Juli 64 | 28 | 28 | 44 | 21 | - | - | 121 | a) 29 | |
| | Aug. " | 22 | 21 | 16 | 20 | - | - | 82 | 20 | |
| | Sept. " | 24 | 33 | 42 | 22 | - | - | 124 | a) 30 | |
| | Okt. " | 28 | 27 | 42 | 26 | - | - | 123 | 22 | |
| | Nov. " | 28 | 29 | 35 | 24 | - | - | 116 | 24 | |
| | Dez. " | 25 | 25 | 32 | 23 | - | - | 105 | a) 23 | |
| | Jan. 65 | 30 | 31 | 34 | 18 | - | - | 113 | 25 | |
| | Febr. " | 28 | | | | | | | | |
| | März " | | | | | | | | | |
| | Apr. " | | | | | | | | | |
| | Mai " | | | | | | | | | |
| | Juni " | | | | | | | | | |
| Transformatoren- und Dynamobleche | 1960 | 295 | 61 | 208 | 49 | - | - | 613 | 251 | 507 |
| | 1961 | 305 | 53 | 222 | 56 | - | - | 636 | 211 | 623 |
| | 1962 | 284 | 42 | 196 | 68 | - | - | 590 | 190 | 522 |
| | 1963 | 254 | 42 | 178 | 77 | - | - | 551 | 199 | 517 |
| | 1964 | 265 | 41 | 208 | 81 | - | - | 595 | 226 | |
| | 1964 MD | 3 | 3 | 17 | 7 | - | - | 50 | 19 | |
| | Juli 64 | 22 | 2 | 16 | 6 | - | - | 46 | a) 18 | |
| | Aug. " | 20 | 3 | 9 | 7 | - | - | 40 | 16 | |
| | Sept. " | 23 | 3 | 20 | 4 | - | - | 51 | a) 23 | |
| | Okt. " | 23 | 4 | 20 | 8 | - | - | 55 | 17 | |
| | Nov. " | 22 | 3 | 18 | 7 | - | - | 50 | 19 | |
| | Dez. " | 22 | 3 | 18 | 8 | - | - | 51 | a) 21 | |
| | Jan. 65 | 23 | 3 | 17 | 2 | - | - | 45 | 20 | |
| | Febr. " | 25 | | | | | | | | |
| | März " | | | | | | | | | |
| | Apr. " | | | | | | | | | |
| | Mai " | | | | | | | | | |
| | Juni " | | | | | | | | | |
| Stahlröhren, nahtlos und geschweißt | 1960 | 2 034 | 182 | 1 064 | 876 | 66 | 127 | 4 349 | 1 363 | 6 930 |
| | 1961 | 2 030 | 190 | 1 210 | 1 106 | 84 | 128 | 4 748 | 1 264 | 6 702 |
| | 1962 | 2 051 | 216 | 1 104 | 1 280 | 84 | 141 | 4 803 | 1 221 | 6 399 |
| | 1963 | 1 899 | 199 | 1 113 | 1 366 | 83 | 145 | 4 805 | 1 255 | 6 556 |
| | 1964 | 2 217 | 152 | | 1 172 | | | | 1 454 | |
| | 1964 MD | 221 | 13 | | 98 | | | | 121 | |
| | Juli 64 | 207 | 9 | 115 | 90 | 8 | 15 | 444 | a) 127 | |
| | Aug. " | 176 | 12 | 49 | 56 | 8 | 10 | 341 | 85 | |
| | Sept. " | 198 | 15 | 104 | 96 | 9 | 14 | 436 | a) 136 | |
| | Okt. " | 194 | 14 | | 108 | | 18 | | 119 | |
| | Nov. " | 185 | 11 | | 104 | | 19 | | 121 | |
| | Dez. " | 176 | 13 | | 94 | | 19 | | 122 | |
| | Jan. 65 | 186 | 14 | | 102 | | 19 | | 113 | |
| | Febr. " | 200 | | | | | | | | |
| | März " | | | | | | | | | |
| | Apr. " | | | | | | | | | |
| | Mai " | | | | | | | | | |
| | Juni " | | | | | | | | | |
| | Juli " | | | | | | | | | |

1) d.i. ohne Warmbreitband, das zur Herstellung eines anderen Walzstahlfertigerzeugnisses verbraucht wird.

2) Einschließlich verzinkt oder verbl. Bandstahl. a) 5 Wochen, sonst 4 Wochen.

Förderung/Erzeugung

Anteile der Länder an der Förderung/Erzeugung der Montanunion in %.

| Jahr | Bundesrep. o. Saarland | Saarland | Belgien | Frankreich | Italien | Luxemburg | Niederlande | MONTAN- UNION | Jahr | Bundesrep. o. Saarland | Saarland | Belgien | Frankreich | Italien | Luxemburg | Niederlande | MONTAN- UNION |
|-------------------------|---------------------------|----------|---------|------------|---------|-----------|-------------|------------------|--|---------------------------|----------|---------|------------|---------|-----------|-------------|------------------|
| Steinkohlen | | | | | | | | | Walzstahlfertigerzeugnisse insgesamt | | | | | | | | |
| 1957 | 53,7 | 6,6 | 11,7 | 22,9 | 0,4 | - | 4,6 | 100 | 1957 | 39,5 | 5,7 | 10,7 | 24,6 | 11,0 | 6,3 | 2,2 | 100 |
| 1958 | 53,8 | 6,7 | 11,0 | 23,4 | 0,3 | - | 4,8 | 100 | 1958 | 37,8 | 6,0 | 10,5 | 26,3 | 10,8 | 6,1 | 2,6 | 100 |
| 1959 | 53,5 | 6,9 | 9,7 | 24,5 | 0,3 | - | 5,1 | 100 | 1959 | 38,1 | 5,6 | 10,6 | 25,2 | 11,4 | 6,3 | 2,7 | 100 |
| 1960 | 60,8 | 9,6 | 9,6 | 23,9 | 0,3 | - | 5,3 | 100 | 1960 | 44,1 | 9,6 | 9,6 | 25,3 | 12,3 | 5,9 | 2,8 | 100 |
| 1961 | 62,1 | 9,4 | 9,4 | 22,8 | 0,3 | - | 5,5 | 100 | 1961 | 42,5 | 9,5 | 9,5 | 25,9 | 13,3 | 6,0 | 2,7 | 100 |
| 1962 | 62,2 | 9,3 | 9,3 | 23,1 | 0,3 | - | 5,1 | 100 | 1962 | 41,6 | 10,5 | 10,5 | 25,1 | 13,9 | 5,9 | 3,1 | 100 |
| 1963 | 63,6 | 9,6 | 9,6 | 21,4 | 0,3 | - | 5,2 | 100 | 1963 | 39,9 | 11,0 | 11,0 | 25,1 | 14,8 | 5,8 | 3,4 | 100 |
| 1964 | 62,2 | 9,3 | 9,3 | 23,2 | 0,2 | - | 5,0 | 100 | 1964 | 42,2 | 10,9 | 10,9 | 24,6 | 13,2 | 5,8 | 3,2 | 100 |
| Koks | | | | | | | | | Eisenbahnoberbaumaterial | | | | | | | | |
| 1957 | 58,6 | 5,6 | 9,3 | 16,3 | 4,8 | - | 5,5 | 100 | 1957 | 41,8 | 4,8 | 8,5 | 31,4 | 7,1 | 6,5 | - | 100 |
| 1958 | 58,4 | 5,6 | 9,3 | 16,8 | 4,5 | - | 5,5 | 100 | 1958 | 38,6 | 3,9 | 9,9 | 28,3 | 11,5 | 8,0 | - | 100 |
| 1959 | 54,7 | 6,2 | 10,3 | 18,7 | 4,3 | - | 5,8 | 100 | 1959 | 50,7 | 3,3 | 7,3 | 23,7 | 9,8 | 5,2 | - | 100 |
| 1960 | 60,3 | 10,2 | 10,2 | 18,4 | 5,0 | - | 6,1 | 100 | 1960 | 48,1 | 5,6 | 5,6 | 31,6 | 10,1 | 4,7 | - | 100 |
| 1961 | 60,3 | 9,9 | 9,9 | 18,3 | 5,3 | - | 6,2 | 100 | 1961 | 43,1 | 5,6 | 5,6 | 31,7 | 13,6 | 5,9 | - | 100 |
| 1962 | 59,5 | 10,0 | 10,0 | 18,7 | 6,0 | - | 5,9 | 100 | 1962 | 41,0 | 7,1 | 7,1 | 33,8 | 12,6 | 5,4 | - | 100 |
| 1963 | 58,5 | 10,1 | 10,1 | 18,7 | 6,5 | - | 6,0 | 100 | 1963 | 48,2 | 5,4 | 5,4 | 28,7 | 12,8 | 4,8 | - | 100 |
| 1964 | 58,6 | 10,0 | 10,0 | 18,9 | 6,3 | - | 6,1 | 100 | 1964 | 45,8 | 3,7 | 3,7 | 31,3 | 15,0 | 4,1 | - | 100 |
| Braunkohlen | | | | | | | | | Schwere Profile (Formstahl, Breitflanschträger, Stahlspondwände) | | | | | | | | |
| 1957 | 97,0 | - | - | 2,6 | 0,5 | - | 0,3 | 100 | 1957 | 37,2 | 9,0 | 7,5 | 20,0 | 10,8 | 15,5 | - | 100 |
| 1958 | 96,1 | - | - | 2,3 | 1,3 | - | 0,3 | 100 | 1958 | 38,7 | 9,0 | 5,4 | 22,5 | 19,9 | 14,4 | - | 100 |
| 1959 | 95,7 | - | - | 2,2 | 1,9 | - | 0,2 | 100 | 1959 | 38,9 | 7,5 | 5,7 | 22,6 | 10,0 | 15,3 | - | 100 |
| 1960 | 96,5 | - | - | 2,2 | 1,2 | - | 0,0 | 100 | 1960 | 48,1 | 4,6 | 4,6 | 21,3 | 11,0 | 15,1 | - | 100 |
| 1961 | 95,7 | - | - | 2,8 | 1,5 | - | - | 100 | 1961 | 48,7 | 3,8 | 3,8 | 20,2 | 12,3 | 14,9 | - | 100 |
| 1962 | 95,7 | - | - | 2,7 | 1,6 | - | - | 100 | 1962 | 46,3 | 6,0 | 6,0 | 20,0 | 13,2 | 14,4 | - | 100 |
| 1963 | 96,5 | - | - | 2,2 | 1,3 | - | - | 100 | 1963 | 44,2 | 7,3 | 7,3 | 19,5 | 14,6 | 14,4 | - | 100 |
| 1964 | - | - | - | - | - | - | - | 100 | 1964 | 43,7 | 8,6 | 8,6 | 20,5 | 12,9 | 14,4 | - | 100 |
| Eisenerze ¹⁾ | | | | | | | | | Leichte Profile (Stabstahl) | | | | | | | | |
| 1957 | 16,3 | - | 0,1 | 71,8 | 2,0 | 9,7 | - | 100 | 1957 | 33,5 | 7,5 | 13,2 | 25,6 | 12,0 | 7,9 | 0,4 | 100 |
| 1958 | 15,8 | - | 0,2 | 74,3 | 1,6 | 8,2 | - | 100 | 1958 | 31,7 | 8,6 | 13,2 | 26,5 | 12,2 | 7,6 | 0,3 | 100 |
| 1959 | 15,9 | - | 0,2 | 74,6 | 1,5 | 7,8 | - | 100 | 1959 | 32,1 | 8,4 | 14,1 | 23,8 | 12,9 | 8,3 | 0,4 | 100 |
| 1960 | 15,3 | 0,2 | 0,2 | 75,4 | 1,4 | 7,9 | - | 100 | 1960 | 41,7 | 12,3 | 12,3 | 23,8 | 14,3 | 7,6 | 0,3 | 100 |
| 1961 | 14,8 | 0,1 | 0,1 | 75,3 | 1,3 | 8,4 | - | 100 | 1961 | 40,5 | 12,8 | 12,8 | 23,6 | 15,2 | 7,7 | 0,2 | 100 |
| 1962 | 13,4 | 0,1 | 0,1 | 77,6 | 1,3 | 7,6 | - | 100 | 1962 | 37,2 | 14,5 | 14,5 | 23,8 | 17,3 | 7,0 | 0,2 | 100 |
| 1963 | 12,6 | 0,1 | 0,1 | 77,7 | 1,3 | 9,4 | - | 100 | 1963 | 35,5 | 14,2 | 14,2 | 23,0 | 19,8 | 7,2 | 0,4 | 100 |
| 1964 | 11,3 | 0,1 | 0,1 | 78,9 | 1,1 | 8,6 | - | 100 | 1964 | 38,6 | 13,6 | 13,6 | 22,9 | 17,3 | 7,3 | 1,4 | 100 |
| Roheisen | | | | | | | | | Walzdraht | | | | | | | | |
| 1957 | 40,7 | 6,9 | 12,4 | 26,3 | 4,7 | 7,4 | 1,6 | 100 | 1957 | 37,6 | 6,6 | 12,2 | 24,5 | 11,0 | 5,5 | 2,6 | 100 |
| 1958 | 38,3 | 7,1 | 12,7 | 27,5 | 4,8 | 7,5 | 2,1 | 100 | 1958 | 36,1 | 6,1 | 12,4 | 27,5 | 10,5 | 5,2 | 2,3 | 100 |
| 1959 | 39,4 | 6,9 | 12,8 | 26,6 | 4,5 | 7,3 | 2,4 | 100 | 1959 | 35,1 | 6,0 | 12,4 | 27,8 | 11,0 | 5,2 | 2,2 | 100 |
| 1960 | 47,6 | 11,8 | 12,1 | 25,9 | 5,0 | 6,9 | 2,5 | 100 | 1960 | 40,3 | 12,0 | 12,0 | 28,8 | 11,6 | 4,6 | 2,7 | 100 |
| 1961 | 46,6 | 11,8 | 11,8 | 26,4 | 5,7 | 6,9 | 2,7 | 100 | 1961 | 38,9 | 11,5 | 11,5 | 30,9 | 12,1 | 4,1 | 2,4 | 100 |
| 1962 | 45,1 | 12,6 | 12,6 | 26,0 | 6,7 | 6,7 | 2,9 | 100 | 1962 | 39,5 | 12,2 | 12,2 | 29,8 | 11,5 | 4,5 | 2,4 | 100 |
| 1963 | 43,1 | 13,1 | 13,1 | 26,9 | 7,1 | 6,7 | 3,2 | 100 | 1963 | 40,4 | 13,2 | 13,2 | 29,6 | 10,3 | 4,1 | 2,4 | 100 |
| 1964 | 44,7 | 13,3 | 13,3 | 26,1 | 5,8 | 6,9 | 3,2 | 100 | 1964 | 43,3 | 13,6 | 13,6 | 28,4 | 8,7 | 3,5 | 2,5 | 100 |
| Rohstahl insgesamt | | | | | | | | | Halbzeug für nahtlose Röhren (Röhren-Rund- und Vierkantstahl) | | | | | | | | |
| 1957 | 41,0 | 5,8 | 10,5 | 23,6 | 11,3 | 5,8 | 2,0 | 100 | 1957 | 57,0 | 4,2 | 3,2 | 23,0 | 11,6 | - | - | 100 |
| 1958 | 39,3 | 6,0 | 10,4 | 25,2 | 10,8 | 5,9 | 2,5 | 100 | 1958 | 58,1 | 4,4 | 0,7 | 24,1 | 11,0 | - | - | 100 |
| 1959 | 40,9 | 5,7 | 10,2 | 24,1 | 10,7 | 5,8 | 2,6 | 100 | 1959 | 62,1 | 4,2 | 0,5 | 22,7 | 10,7 | - | - | 100 |
| 1960 | 46,8 | 9,9 | 9,9 | 23,8 | 11,3 | 5,6 | 2,7 | 100 | 1960 | 64,6 | 1,1 | 1,1 | 23,6 | 10,8 | - | - | 100 |
| 1961 | 45,7 | 9,5 | 9,5 | 24,0 | 12,4 | 5,6 | 2,7 | 100 | 1961 | 64,8 | 0,2 | 0,2 | 21,7 | 13,3 | - | - | 100 |
| 1962 | 44,6 | 10,1 | 10,1 | 23,6 | 13,3 | 5,5 | 2,9 | 100 | 1962 | 62,0 | 0,2 | 0,2 | 21,9 | 15,9 | - | - | 100 |
| 1963 | 43,2 | 10,3 | 10,3 | 24,0 | 13,9 | 5,5 | 3,2 | 100 | 1963 | 62,3 | 0,0 | 0,0 | 22,1 | 15,6 | - | - | 100 |
| 1964 | 45,1 | 10,5 | 10,5 | 23,9 | 11,8 | 5,5 | 3,2 | 100 | 1964 | 65,3 | 0,7 | 0,7 | 22,4 | 11,6 | - | - | 100 |
| Thomasstahl | | | | | | | | | Bandstahl und Röhrenstreifen | | | | | | | | |
| 1957 | 33,7 | 8,7 | 17,1 | 27,8 | 1,3 | 11,3 | - | 100 | 1957 | 49,8 | 4,6 | 7,2 | 20,4 | 6,2 | 10,0 | 1,8 | 100 |
| 1958 | 31,4 | 9,0 | 17,5 | 29,7 | 1,1 | 11,3 | - | 100 | 1958 | 44,0 | 6,8 | 5,9 | 22,5 | 6,9 | 11,1 | 1,9 | 100 |
| 1959 | 33,3 | 8,5 | 17,1 | 18,7 | 1,2 | 11,1 | - | 100 | 1959 | 45,4 | 5,7 | 5,9 | 21,0 | 8,7 | 11,5 | 1,7 | 100 |
| 1960 | 41,4 | 17,0 | 17,0 | 29,3 | 1,2 | 11,1 | - | 100 | 1960 | 51,0 | 6,3 | 6,3 | 20,0 | 9,9 | 11,3 | 1,5 | 100 |
| 1961 | 40,6 | 16,9 | 16,9 | 29,4 | 1,8 | 11,4 | - | 100 | 1961 | 46,8 | 6,5 | 6,5 | 22,4 | 10,4 | 12,2 | 1,6 | 100 |
| 1962 | 38,7 | 18,7 | 18,7 | 29,4 | 1,8 | 11,4 | - | 100 | 1962 | 46,4 | 6,9 | 6,9 | 21,8 | 10,3 | 13,3 | 1,4 | 100 |
| 1963 | 37,3 | 19,7 | 19,7 | 29,4 | 2,0 | 11,7 | - | 100 | 1963 | 43,3 | 7,6 | 7,6 | 23,2 | 10,9 | 13,3 | 1,7 | 100 |
| 1964 | 35,2 | 20,7 | 20,7 | 30,5 | 1,3 | 12,2 | - | 100 | 1964 | 45,8 | 7,2 | 7,2 | 20,8 | 10,2 | 14,6 | 1,5 | 100 |
| Siemens-Martin-Stahl | | | | | | | | | Breitflachstahl | | | | | | | | |
| 1957 | 54,3 | 3,2 | 2,7 | 19,0 | 16,5 | - | 4,2 | 100 | 1957 | 62,8 | 12,3 | 6,1 | 11,2 | 7,0 | 0,6 | - | 100 |
| 1958 | 52,6 | 3,5 | 2,6 | 20,5 | 16,3 | - | 4,5 | 100 | 1958 | 57,0 | 15,4 | 5,5 | 13,1 | 8,3 | 0,7 | - | 100 |
| 1959 | 54,1 | 3,5 | 2,5 | 19,4 | 16,0 | - | 4,4 | 100 | 1959 | 60,0 | 12,1 | 6,5 | 13,4 | 8,0 | 0,3 | - | 100 |
| 1960 | 58,3 | 2,2 | 2,2 | 18,6 | 16,7 | - | 4,2 | 100 | 1960 | 74,3 | 5,8 | 5,8 | 12,9 | 7,0 | 0,0 | - | 100 |
| 1961 | 57,0 | 2,0 | 2,0 | 18,7 | 18,4 | - | 3,9 | 100 | 1961 | 73,2 | 7,4 | 7,4 | 14,6 | 4,7 | 0,0 | - | 100 |
| 1962 | 56,9 | 1,9 | 1,9 | 18,6 | 19,5 | - | 3,0 | 100 | 1962 | 70,8 | 8,7 | 8,7 | 15,6 | 4,9 | 0,0 | - | 100 |
| 1963 | 55,5 | 2,0 | 2,0 | 18,9 | 20,9 | - | 2,7 | 100 | 1963 | 71,1 | 7,7 | 7,7 | 18,3 | 2,9 | 0,0 | - | 100 |
| 1964 | 60,2 | 1,6 | 1,6 | 18,5 | 17,5 | - | 2,2 | 100 | 1964 | 75,4 | 6,5 | 6,5 | 15,8 | 2,2 | 0,2 | - | 100 |
| Elektro-Stahl | | | | | | | | | Grob- und Mittelbleche (3 mm und stärker) | | | | | | | | |
| 1957 | 23,5 | 1,3 | 7,4 | 19,5 | 43,8 | 1,3 | 3,2 | 100 | 1957 | 48,1 | 5,9 | 10,9 | 17,3 | 11,4 | 2,0 | 4,3 | 100 |
| 1958 | 26,9 | 1,2 | 4,7 | 22,4 | 40,7 | 1,3 | 3,0 | 100 | 1958 | 48,8 | 6,4 | 9,6 | 18,6 | 9,5 | 2,6 | 5,0 | 100 |
| 1959 | 28,5 | 1,1 | 4,7 | 20,2 | 41,2 | 1,4 | 3,0 | 100 | 1959 | 47,4 | 6,4 | 9,6 | 18,3 | 10,8 | 1,6 | 5,8 | 100 |
| 1960 | 28,7 | 5,8 | 5,8 | 19,8 | 41,9 | 1,1 | 2,7 | 100 | 1960 | 55,3 | 8,0 | 8,0 | 17,8 | 11,2 | 1,5 | 6,1 | 100 |
| 1961 | 29,1 | 5,4 | 5,4 | 19,4 | 43,0 | 0,9 | 2,1 | 100 | 1961 | 52,1 | 7,8 | 7,8 | 19,7 | 12,3 | 1,8 | 6,3 | 100 |
| 1962 | 29,3 | 5,0 | 5,0 | 17,4 | 45,2 | 0,7 | 2,3 | 100 | 1962 | 53,2 | 7,9 | 7,9 | 18,5 | 13,0 | 1,5 | 5,7 | 100 |
| 1963 | | | | | | | | | | | | | | | | | |

Verbrauch für die Roheisenerzeugung

Maßeinheit: 1000t

| | Jahr Monat | Montanunion-Länder | | | | | | | Vergleichszahlen | |
|--|---------------|--------------------|---------|------------|---------|-----------|-------------|-------------|------------------|--------|
| | | Bundesrepublik | Belgien | Frankreich | Italien | Luxemburg | Niederlande | MONTANUNION | Großbritannien | USA |
| Eisenerze in Hochöfen | 1960 | 25 341 | 12 566 | 33 564 | 2 368 | 9 863 | 1 190 | 84 892 | 15 270 | 46 943 |
| | 1961 | 22 807 | 11 137 | 33 303 | 2 610 | 9 980 | 473 | 80 310 | 13 390 | 40 127 |
| | 1962 | 22 680 | 10 226 | 28 295 | 3 443 | 8 968 | 522 | 74 134 | 9 698 | 39 065 |
| | 1963 | 14 291 | 9 676 | 21 851 | 3 507 | 7 157 | 370 | 56 851 | 8 429 | 39 602 |
| | 1964 | 16 631 | 9 418 | | | 8 045 | | | 9 862 | |
| | 1964 MD | 1 386 | 785 | | | 670 | | | 822 | |
| | Juli 64 | 1 532 | 716 | 1 760 | 255 | 694 | 21 | 4 979 | a) 872 | |
| | Aug. " | 1 445 | 720 | 1 386 | 266 | 653 | 22 | 4 492 | 679 | |
| | Sept. " | 1 417 | 790 | 1 766 | 232 | 696 | 28 | 4 929 | a) 892 | |
| | Okt. " | 1 461 | 899 | 1 957 | 264 | 739 | 14 | 5 334 | 668 | |
| | Nov. " | 1 396 | 788 | 1 942 | 268 | 700 | 38 | 5 132 | 753 | |
| | Dez. " | 1 329 | 781 | | | 713 | | | a) 904 | |
| | Jan. 65 | 1 343 | | | | | | | 756 | |
| | Febr. " | 1 267 | | | | | | | | |
| | März " | | | | | | | | | |
| | Apr. " | | | | | | | | | |
| | Mai " | | | | | | | | | |
| | Juni " | | | | | | | | | |
| Eisenerze in Sinteranlagen 1) | 1960 | 19 933 | 2 179 | 6 247 | 1 388 | 2 921 | 862 | 33 530 | 16 953 | 51 871 |
| | 1961 | 22 065 | 3 293 | 7 912 | 1 704 | 3 033 | 1 598 | 39 605 | 17 005 | 52 244 |
| | 1962 | 23 415 | 4 914 | 11 279 | 1 878 | 3 571 | 1 782 | 46 839 | 18 045 | 56 949 |
| | 1963 | 21 917 | 5 062 | 17 155 | 2 030 | 5 336 | 2 205 | 53 685 | 20 355 | 63 305 |
| | 1964 | 25 044 | 6 572 | | | 5 488 | | | 23 769 | |
| | 1964 MD | 2 087 | 548 | | | | | | 1 981 | |
| | Juli 64 | 2 062 | 527 | 1 661 | 134 | 489 | 180 | 5 053 | a) 2 184 | |
| | Aug. " | 2 169 | 486 | 1 317 | 161 | 436 | 213 | 4 781 | 1 499 | |
| | Sept. " | 2 173 | 576 | 1 802 | 189 | 440 | 212 | 5 392 | a) 2 219 | |
| | Okt. " | 2 297 | 617 | 1 856 | 236 | 481 | 226 | 5 714 | 1 850 | |
| | Nov. " | 2 216 | 607 | 1 821 | 254 | 439 | 218 | | 1 961 | |
| | Dez. " | 2 088 | 584 | | | 460 | | | a) 2 393 | |
| | Jan. 65 | 2 235 | | | | | | | 2 008 | |
| | Febr. " | 2 077 | | | | | | | | |
| | März " | | | | | | | | | |
| | Apr. " | | | | | | | | | |
| | Mai " | | | | | | | | | |
| | Juni " | | | | | | | | | |
| Manganerze 2) a) in Hochöfen b) in Sinteranlag. | | a b | a b | a b | a b | a b | a b | a b | a b | a b |
| | 1960 | 354 101 | 159 - | 548 43 | 80 1 | 50 - | 75 - | 1266 145 | 479 - | 1157 . |
| | 1961 | 356 116 | 165 - | 593 44 | 89 2 | 60 - | 56 8 | 1319 170 | 354 - | 886 . |
| | 1962 | 406 104 | 153 - | 582 37 | 79 6 | 52 - | 42 - | 1314 147 | 387 - | 936 . |
| | 1963 | 509 78 | 170 - | 569 38 | 56 3 | 34 - | 23 - | 1361 119 | 294 - | 849 . |
| | 1964 | 556 84 | | | | | | | | |
| | 1964 VjD | 139 21 | - | | | - | - | | - | - |
| | 3. Vj. 64 | 139 21 | 59 - | 150 13 | 14 2 | 12 - | 4 - | 377 37 | | |
| Sinter in Hochöfen 2) | 1960 | 22 914 | 2 209 | 6 344 | 2 113 | 2 923 | 987 | 37 490 | 15 029 | 52 472 |
| | 1961 | 24 293 | 3 204 | 7 421 | 2 360 | 2 975 | 1 804 | 42 057 | 14 862 | 56 175 |
| | 1962 | 25 652 | 4 864 | 10 067 | 2 451 | 3 190 | 1 987 | 48 211 | 15 901 | 57 588 |
| | 1963 | 24 969 | 5 153 | 14 342 | 2 554 | 4 393 | 2 341 | 53 752 | 17 906 | 64 723 |
| | 1964 | 28 658 | 6 582 | | | 4 759 | | | 21 354 | |
| | 1964 MD | 2 388 | 549 | | | 397 | | | 1 780 | |
| | Juli 64 | 2 416 | 516 | 1 389 | 199 | 432 | 192 | 5 144 | a) 1 955 | |
| | Aug. " | 2 497 | 487 | 1 088 | 205 | 392 | 230 | 4 899 | 1 441 | |
| | Sept. " | 2 507 | 590 | 1 502 | 203 | 401 | 227 | 5 430 | a) 2 014 | |
| | Okt. " | 2 619 | 600 | 1 582 | 229 | 412 | 234 | 5 676 | 1 680 | |
| | Nov. " | 2 532 | 583 | 1 523 | 254 | 380 | 234 | | 1 728 | |
| | Dez. " | 2 356 | 565 | | | 395 | | | a) 2 138 | |
| | Jan. 65 | 2 542 | | | | | | | 1 774 | |
| | Febr. " | 2 376 | | | | | | | | |
| | März " | | | | | | | | | |
| | Apr. " | | | | | | | | | |
| | Mai " | | | | | | | | | |
| | Juni " | | | | | | | | | |
| Schrott in Hochöfen 2) | 1960 | 920 | 616 | 1 257 | 35 | 197 | 0 | 3 026 | 1 484 | 3 205 |
| | 1961 | 891 | 512 | 1 219 | 40 | 214 | - | 2 876 | 1 399 | 3 083 |
| | 1962 | 834 | 317 | 883 | 30 | 109 | - | 2 174 | 1 440 | 3 221 |
| | 1963 | 752 | 326 | 833 | 19 | 89 | - | 2 019 | 1 553 | 3 576 |
| | 1964 | 799 | 277 | 689 | 16 | 157 | - | 1 938 | 1 693 | |
| | 1964 MD | 67 | 23 | 57 | 1 | 13 | - | 162 | 141 | |
| | Juli 64 | 74 | 23 | 55 | 2 | 14 | - | 168 | a) 150 | |
| | Aug. " | 65 | 18 | 28 | 1 | 15 | - | 127 | 118 | |
| | Sept. " | 68 | 21 | 55 | 1 | 15 | - | 160 | a) 173 | |
| | Okt. " | 75 | 25 | 57 | 1 | 16 | - | 174 | 133 | |
| | Nov. " | 68 | 22 | 64 | 1 | 10 | - | 165 | 139 | |
| | Dez. " | 66 | 19 | 63 | 1 | 12 | - | 161 | a) 148 | |
| | Jan. 65 | 65 | 19 | 52 | 2 | 13 | - | 151 | 131 | |
| | Febr. " | 64 | | | | | | | | |
| | März " | | | | | | | | | |
| | Apr. " | | | | | | | | | |
| | Mai " | | | | | | | | | |
| | Juni " | | | | | | | | | |
| Koks in Hochöfen 2) | 1960 | 21 471 | 5 557 | 13 730 | 1 845 | 4 053 | 1 060 | 47 716 | 13 207 | 47 115 |
| | 1961 | 20 419 | 5 350 | 13 924 | 1 984 | 4 053 | 1 060 | 46 790 | 12 252 | 43 259 |
| | 1962 | 18 264 | 5 367 | 12 800 | 2 379 | 3 792 | 1 101 | 43 703 | 10 766 | 42 780 |
| | 1963 | 16 626 | 5 266 | 12 100 | 2 398 | 3 433 | 1 123 | 40 946 | 10 657 | 45 293 |
| | 1964 | 18 932 | | | | | | | 12 244 | |
| | 1964 VjD | 4 733 | | | | | | | 3 061 | |
| | 3. Vj. 64 | 4 955 | 1 381 | 2 945 | 545 | 948 | 295 | 11 067 | 3 123 | |
| | 4. " " | 4 851 | | | | | | | 3 091 | |

1) Bundesrepublik: Ab 1959 einschl. Eisenerze für Rennkluppen zur Stahlerzeugung.

2) Einschl. Elektro-Roheisen-Öfen. a) 5 Wochen, sonst 4 Wochen.

Verbrauch für die Rohstahlerzeugung

15

Maßeinheit: 1000t

| | Jahr Monat | Montanunion-Länder | | | | | | | | | | | | Vergleichszahlen | | | | | | |
|--|---|--------------------|-------|---------|------------|-------|---------|--------|-----------|--------|-------------|-----|-------------|------------------|----------------|--------|-------|-------|-------|------|
| | | Bundesrepublik | | Belgien | Frankreich | | Italien | | Luxemburg | | Niederlande | | MONTANUNION | | Großbritannien | | USA | | | |
| Roheisen 1) | 1960 | 23 129 | 6 477 | 12 494 | 2 828 | 3 891 | 1 107 | 49 942 | 14 129 | 53 981 | | | | | | | | | | |
| | 1961 | 22 515 | 6 329 | 12 682 | 3 337 | 3 940 | 1 175 | 49 978 | 12 858 | 53 626 | | | | | | | | | | |
| | 1962 | 21 720 | 6 706 | 12 422 | 3 672 | 3 717 | 1 222 | 49 458 | 12 301 | 54 613 | | | | | | | | | | |
| | 1963 | 20 778 | 6 950 | 12 753 | 3 736 | 3 707 | 1 498 | 49 423 | 13 502 | 59 848 | | | | | | | | | | |
| | 1964 | 24 686 | | | | | | | 15 892 | | | | | | | | | | | |
| | 1964 VjD | 6 171 | | | | | | | 3 973 | | | | | | | | | | | |
| | 3.Vj.64 | 6 550 | 1 937 | 3 272 | 812 | 1 071 | 416 | 14 058 | 3 975 | | | | | | | | | | | |
| 4. " " | 6 248 | | | | | | | 4 114 | | | | | | | | | | | | |
| 1. " 65 | | | | | | | | | | | | | | | | | | | | |
| 2. " " | | | | | | | | | | | | | | | | | | | | |
| Spiegeleisen Hochofen-Ferro- Mangan | 1960 | 312 | 70 | 252 | 47 | 39 | 10 | 729 | 203 | . | | | | | | | | | | |
| | 1961 | 305 | 71 | 234 | 54 | 40 | 11 | 715 | 186 | . | | | | | | | | | | |
| | 1962 | 292 | 81 | 224 | 60 | 39 | 10 | 708 | 161 | . | | | | | | | | | | |
| | 1963 | 265 | 76 | 205 | 63 | 37 | 11 | 657 | 174 | . | | | | | | | | | | |
| | 1964 | | | | | | | | | | | | | | | | | | | |
| | 1964 VjD | 72 | | | | | | | | | | | | | | | | | | |
| | 3.Vj.64 | 73 | 19 | 50 | 12 | 18 | 3 | 167 | | | | | | | | | | | | |
| 4. " " | 71 | | | | | | | | | | | | | | | | | | | |
| 1. " 65 | | | | | | | | | | | | | | | | | | | | |
| 2. " " | | | | | | | | | | | | | | | | | | | | |
| Schrott insgesamt 1) | 1960 | 13 485 | 1 457 | 6 188 | 6 186 | 630 | 1 002 | 28 953 | 12 850 | 42 868 | | | | | | | | | | |
| | 1961 | 13 216 | 1 368 | 6 305 | 6 685 | 611 | 955 | 29 142 | 11 650 | 41 719 | | | | | | | | | | |
| | 1962 | 13 152 | 1 394 | 6 109 | 6 890 | 696 | 1 031 | 29 274 | 10 633 | 41 655 | | | | | | | | | | |
| | 1963 | 13 194 | 1 411 | 6 201 | 7 487 | 732 | 1 042 | 30 070 | 11 844 | 48 036 | | | | | | | | | | |
| | 1964 | 15 381 | 1 689 | 7 012 | 7 304 | 811 | 1 080 | 33 277 | 13 581 | | | | | | | | | | | |
| | 1964 MD | 1 282 | 141 | 584 | 609 | 68 | 90 | 2 773 | 1 132 | | | | | | | | | | | |
| | Juli 64 | 1 361 | 109 | 549 | 625 | 65 | 83 | 2 792 | a) 1 016 | | | | | | | | | | | |
| | Aug. " | 1 291 | 130 | 381 | 428 | 63 | 86 | 2 379 | 880 | | | | | | | | | | | |
| | Sept. " | 1 323 | 155 | 622 | 623 | 70 | 95 | 2 888 | a) 1 318 | | | | | | | | | | | |
| | Okt. " | 1 343 | 170 | 655 | 672 | 75 | 91 | 3 006 | 1 090 | | | | | | | | | | | |
| | Nov. " | 1 296 | 145 | 635 | 649 | 66 | 91 | 2 883 | 1 114 | | | | | | | | | | | |
| | Dez. " | 1 181 | 149 | 618 | 662 | 71 | 93 | 2 774 | a) 1 268 | | | | | | | | | | | |
| | Jan. 65 | 1 281 | 145 | 603 | 653 | 78 | 105 | 2 865 | 1 115 | | | | | | | | | | | |
| | Febr. " | 1 233 | | | | | | | | | | | | | | | | | | |
| | März " | | | | | | | | | | | | | | | | | | | |
| | Apr. " | | | | | | | | | | | | | | | | | | | |
| | Mai " | | | | | | | | | | | | | | | | | | | |
| | Juni " | | | | | | | | | | | | | | | | | | | |
| | Schrott für a) Thomasstahl b) SM-Stahl | 1960 | 735 | 10864 | 622 | 560 | 724 | 4255 | - | 2861 | 612 | - | 616 | 2694 | 19155 | 94 | 10964 | - | 34968 | |
| | | 1961 | 759 | 10425 | 562 | 503 | 760 | 4187 | - | 3020 | 592 | - | 545 | 2673 | 18680 | 98 | 9804 | - | 33599 | |
| | | 1962 | 737 | 10066 | 587 | 471 | 755 | 4030 | 34 | 2938 | 666 | - | 517 | 2778 | 18023 | 114 | 8882 | - | 32620 | |
| 1963 | | 890 | 9546 | 747 | 463 | 778 | 3923 | 51 | 3027 | 694 | - | 433 | 3160 | 17393 | 110 | 9162 | - | 36029 | | |
| 1964 | | 906 | 10909 | 817 | 427 | 898 | 4219 | 36 | 2862 | 738 | - | 377 | 3390 | 18794 | | 9509 | | | | |
| 1964 MD | | 75 | 909 | 68 | 36 | 75 | 352 | 3 | 238 | 61 | - | 31 | 282 | 1566 | | 92 | - | | | |
| Juli 64 | | 81 | 959 | 58 | 24 | 72 | 330 | 5 | 235 | 60 | - | 34 | 276 | 1582 | | a) 716 | | | | |
| Aug. " | | 75 | 921 | 65 | 34 | 55 | 233 | 4 | 178 | 56 | - | 32 | 255 | 1398 | | 593 | | | | |
| Sept. " | | 74 | 940 | 71 | 39 | 80 | 367 | 1 | 243 | 63 | - | 33 | 289 | 1623 | | a) 899 | | | | |
| Okt. " | | 75 | 941 | 81 | 41 | 89 | 386 | 1 | 264 | 67 | - | 29 | 313 | 1661 | | 738 | | | | |
| Nov. " | | 67 | 921 | 65 | 37 | 85 | 379 | - | 257 | 58 | - | 29 | 275 | 1623 | | 750 | | | | |
| Dez. " | | 61 | 823 | 70 | 35 | 79 | 366 | - | 254 | 62 | - | 33 | 272 | 1512 | | a) 842 | | | | |
| Jan. 65 | | 65 | 882 | 67 | 35 | 73 | 355 | - | 244 | 68 | - | 37 | 273 | 1554 | | 728 | | | | |
| Febr. " | | 65 | 852 | | | | | | | | | | | | | | | | | |
| März " | | | | | | | | | | | | | | | | | | | | |
| Apr. " | | | | | | | | | | | | | | | | | | | | |
| Mai " | | | | | | | | | | | | | | | | | | | | |
| Juni " | | | | | | | | | | | | | | | | | | | | |
| Schrott für a) Elektro b) Sonst. Stahl | | 1960 | 1748 | 143 | 275 | - | 1173 | 36 | 3324 | - | 18 | - | 207 | 180 | 6745 | 357 | 1684 | 108 | 6951 | 951 |
| | | 1961 | 1885 | 150 | 303 | - | 1231 | 118 | 3665 | - | 19 | - | 203 | 207 | 7305 | 207 | 1643 | 102 | 7108 | 1012 |
| | | 1962 | 2109 | 241 | 324 | - | 1207 | 171 | 3918 | - | 15 | - | 225 | 289 | 7755 | 723 | 1485 | 152 | 7603 | 1432 |
| | 1963 | 2288 | 470 | 181 | 20 | 1167 | 338 | 4376 | 13 | 22 | 219 | 391 | 8244 | 1241 | 2129 | 443 | 9424 | 2583 | | |
| | 1964 | 2637 | 930 | 314 | 131 | 1273 | 627 | 4336 | 70 | 17 | 56 | 225 | 488 | 8802 | 2221 | 3038 | | | | |
| | 1964 MD | 220 | 78 | 26 | 11 | 106 | 52 | 361 | 6 | 1 | 5 | 19 | 40 | 733 | 191 | 253 | | | | |
| | Juli 64 | 234 | 87 | 17 | 10 | 102 | 45 | 385 | - | 1 | 4 | 17 | 32 | 756 | 178 | a) 208 | | | | |
| | Aug. " | 210 | 85 | 26 | 5 | 43 | 50 | 246 | - | 1 | 6 | 16 | 38 | 542 | 184 | 218 | | | | |
| | Sept. " | 221 | 88 | 30 | 15 | 113 | 62 | 375 | 4 | 2 | 5 | 21 | 41 | 762 | 215 | a) 317 | | | | |
| | Okt. " | 236 | 91 | 30 | 18 | 121 | 59 | 399 | 8 | 1 | 7 | 21 | 41 | 808 | 224 | 257 | | | | |
| | Nov. " | 225 | 84 | 29 | 14 | 109 | 62 | 371 | 21 | 1 | 7 | 20 | 42 | 755 | 230 | 254 | | | | |
| | Dez. " | 204 | 91 | 29 | 15 | 110 | 63 | 371 | 37 | 1 | 8 | 19 | 41 | 735 | 255 | a) 289 | | | | |
| | Jan. 65 | 228 | 105 | 29 | 14 | 107 | 68 | 365 | 44 | 1 | 9 | 19 | 49 | 749 | 289 | 267 | | | | |
| | Febr. " | 223 | 93 | | | | | | | | | | | | | | | | | |
| | März " | | | | | | | | | | | | | | | | | | | |
| | Apr. " | | | | | | | | | | | | | | | | | | | |
| | Mai " | | | | | | | | | | | | | | | | | | | |
| | Juni " | | | | | | | | | | | | | | | | | | | |
| | Verbrauch unabh. Stahlgießereien a) Roheisen 2) b) Schrott | 1960 | 17 | 363 | 5 | 80 | 9 | 240 | 1 | 40 | - | - | 0 | 8 | 33 | 731 | . | . | . | . |
| | | 1961 | 17 | 394 | 5 | 97 | 11 | 277 | 1 | 44 | - | - | 0 | 7 | 34 | 819 | . | . | . | . |
| | | 1962 | 14 | 377 | 6 | 102 | 16 | 270 | 1 | 50 | - | - | 0 | 7 | 38 | 806 | . | . | . | . |
| 1963 | | 12 | 336 | 5 | 85 | 15 | 255 | 1 | 39 | - | - | 0 | 7 | 32 | 720 | . | . | . | . | |
| 1964 | | | | | | | | | | | | | | | | | | | | |
| 1964 VjD | | | | | | | | | | | | | | | | | | | | |
| 1.Vj.64 | | 3 | 91 | 1 | 20 | 5 | 72 | 0 | 11 | - | - | 0 | 2 | 9 | 195 | | | | | |
| 2. " " | 3 | 91 | 1 | 20 | 7 | 71 | 0 | 11 | - | - | 0 | 2 | 11 | 195 | | | | | | |
| 3. " " | 5 | 90 | 0 | 18 | 5 | 56 | 0 | 9 | - | - | 0 | 2 | 10 | 168 | | | | | | |
| 4. " " | | | | | | | | | | | | | | | | | | | | |
| 1. " 65 | | | | | | | | | | | | | | | | | | | | |
| 2. " " | | | | | | | | | | | | | | | | | | | | |

1) Ohne unabhängige Stahlgießereien. 2) Einschl. Spiegeleisen u. Hochofen-Ferro-Mangan.

Verbrauch

je t Roheisenerzeugung

je t Rohstahlerzeugung

Maßeinheit: kg

| Jahr Monat | Vergleichsländer | | | | | | | | Vergleichsländer | | | | | | | | Mabenein: kg | | | | | | | | | |
|---------------|------------------|---------|------------|---------|-----------|-------------|------------------|----------|-----------------------------------|------------|---------|------------|---------|-----------|-------------|------------------|--------------|-----|----|---|-----|---|----|----|---|--|
| | Bundesrep. | Belgien | Frankreich | Italien | Luxemburg | Niederlande | MONTAN- UNION | Großbrit | USA | Bundesrep. | Belgien | Frankreich | Italien | Luxemburg | Niederlande | MONTAN- UNION | Großbrit | USA | | | | | | | | |
| Eisenerze 1) | | | | | | | | | Roheisen | | | | | | | | | | | | | | | | | |
| 1961 | 1 764 | 2 235 | 2 683 | 1 395 | 3 422 | 1 419 | 2 196 | 2052 | 1559 | 683 | 915 | 735 | 370 | 968 | 602 | 692 | 573 | 603 | | | | | | | | |
| 1962 | 1 901 | 2 238 | 2 836 | 1 485 | 3 492 | 1 465 | 2 252 | 1994 | 1597 | 676 | 925 | 735 | 391 | 937 | 591 | 688 | 591 | 612 | | | | | | | | |
| 1963 | 1 581 | 2 120 | 2 727 | 1 465 | 3 505 | 1 508 | 2 077 | 1962 | 1567 | 666 | 934 | 739 | 368 | 929 | 644 | 685 | 590 | 604 | | | | | | | | |
| 1964 | 1 533 | | | | | | | | | | | | | | | | | | | | | | | | | |
| Juli 64 | 1 499 | 1 939 | 2 711 | 1 365 | 3 180 | 1 500 | 1 971 | 1898 | | 676 664 | 932 | 745 | 366 | 938 | 669 | 698 | 613 | | | | | | | | | |
| Aug. " | 1 447 | 1 955 | 2 695 | 1 467 | 3 157 | 1 451 | 1 927 | 1791 | | | | | | | | | | | | | | | | | | |
| Sept. " | 1 514 | 1 913 | 2 536 | 1 565 | 3 173 | 1 463 | 1 975 | 1851 | | | | | | | | | | | | | | | | | | |
| Okt. " | 1 530 | 1 977 | 2 628 | | 3 288 | 1 519 | | 1861 | | | | | | | | | | | | | | | | | | |
| Nov. " | 1 534 | | | | | | | 1907 | | | | | | | | | | | | | | | | | | |
| Dez. " | 1 540 | | | | | | | 1879 | | | | | | | | | | | | | | | | | | |
| Jan. 65 | 1 528 | | | | | | | | | | | | | | | | | | | | | | | | | |
| Febr. " | | | | | | | | | | | | | | | | | | | | | | | | | | |
| März " | | | | | | | | | | | | | | | | | | | | | | | | | | |
| Apr. " | | | | | | | | | | | | | | | | | | | | | | | | | | |
| Mai " | | | | | | | | | | | | | | | | | | | | | | | | | | |
| Juni " | | | | | | | | | | | | | | | | | | | | | | | | | | |
| Manganerze | | | | | | | | | Schrott für Rohstahl insgesamt +) | | | | | | | | | | | | | | | | | |
| 1961 | 19 | 25 | 44 | 29 | 16 | 44 | 24 | 24 | 15 | 399 | 200 | 363 | 731 | 149 | 489 | 402 | 519 | 469 | | | | | | | | |
| 1962 | 17 | 22 | 42 | 24 | 14 | 27 | 27 | 28 | 16 | 404 | 190 | 354 | 729 | 174 | 494 | 403 | 511 | 467 | | | | | | | | |
| 1963 | 22 | 24 | 42 | 16 | 10 | 13 | 28 | 20 | 13 | 418 | 191 | 356 | 725 | 182 | 440 | 410 | 518 | 485 | | | | | | | | |
| 1964 | 24 | | | | | | | | | 418 | 195 | 359 | 753 | 178 | 411 | 406 | 510 | | | | | | | | | |
| Juli 64 | | | | | | | | | | 416 | 166 | 355 | 771 | 164 | 444 | 406 | 468 | | | | | | | | | |
| Aug. " | 22 20 | 30 | 45 | 19 | 11 | 9 | 27 | | | 402 | 199 | 326 | 703 | 173 | 415 | 383 | 506 | | | | | | | | | |
| Sept. " | | | | | | | | 409 | 201 | 365 | 767 | 179 | 415 | 405 | 512 | | | | | | | | | | | |
| Okt. " | | | | | | | | 406 | 202 | 360 | 758 | 182 | 399 | 401 | 511 | | | | | | | | | | | |
| Nov. " | | | | | | | | 413 | 197 | 361 | 742 | 183 | 392 | 406 | 506 | | | | | | | | | | | |
| Dez. " | | | | | | | | 412 | 261 | 361 | 708 | 185 | 389 | 403 | | | | | | | | | | | | |
| Jan. 65 | | | | | | | | 410 | 199 | 361 | 695 | 204 | 402 | 403 | | | | | | | | | | | | |
| Febr. " | | | | | | | | | | | | | | | | | | | | | | | | | | |
| März " | | | | | | | | | | | | | | | | | | | | | | | | | | |
| Apr. " | | | | | | | | | | | | | | | | | | | | | | | | | | |
| Mai " | | | | | | | | | | | | | | | | | | | | | | | | | | |
| Juni " | | | | | | | | | | | | | | | | | | | | | | | | | | |
| Sinter | | | | | | | | | Schrott für Thomasstahl | | | | | | | | | | | | | | | | | |
| 1961 | | | | | | | | 955 | 496 | 516 | 763 | 788 | 1 239 | 770 | 992 | 948 | 53 | 94 | 73 | - | 147 | - | 75 | 51 | - | |
| 1962 | 1 058 | 719 | 722 | 684 | 889 | 1 263 | 898 | 1143 | 958 | 41 | 92 | 75 | - | 170 | - | 81 | 63 | - | | | | | | | | |
| 1963 | 1 090 | 741 | 1 003 | 677 | 1 233 | 1 370 | 1 010 | 1208 | 986 | 72 | 113 | 79 | - | 178 | - | 95 | 64 | - | | | | | | | | |
| 1964 | 1 054 | | | | | | | 1297 | | 74 | 113 | 85 | 80 | 175 | - | 98 | 71 | - | | | | | | | | |
| Juli 64 | 1 008 | 805 | 1 101 | 698 | 1 161 | 1 433 | 1 010 | 1214 | | 75 | 103 | 84 | 98 | 162 | - | 94 | . | | | | | | | | | |
| Aug. " | 1 043 | 789 | 1 085 | 704 | 1 136 | 1 420 | 1 018 | 1185 | | 71 | 115 | 82 | 91 | 170 | - | 96 | . | | | | | | | | | |
| Sept. " | 1 058 | 844 | 1 112 | 755 | 1 120 | 1 384 | 1 039 | 1242 | | 70 | 112 | 87 | 71 | 175 | - | 97 | . | | | | | | | | | |
| Okt. " | 1 066 | 782 | 1 090 | | 1 111 | 1 481 | | 1242 | | 69 | 118 | 89 | 40 | 178 | - | 99 | . | | | | | | | | | |
| Nov. " | 1 076 | | | | | | | 1214 | | 68 | 109 | 90 | - | 177 | - | 96 | . | | | | | | | | | |
| Dez. " | 1 062 | | | | | | | 1217 | | 69 | 117 | 86 | - | 180 | - | 99 | . | | | | | | | | | |
| Jan. 65 | 1 086 | | | | | | | | | 70 | 114 | 84 | - | 198 | - | 100 | . | | | | | | | | | |
| Febr. " | | | | | | | | | | | | | | | | | | | | | | | | | | |
| März " | | | | | | | | | | | | | | | | | | | | | | | | | | |
| Apr. " | | | | | | | | | | | | | | | | | | | | | | | | | | |
| Mai " | | | | | | | | | | | | | | | | | | | | | | | | | | |
| Juni " | | | | | | | | | | | | | | | | | | | | | | | | | | |
| Schrott | | | | | | | | | Schrott für Siemens-Martin-Stahl | | | | | | | | | | | | | | | | | |
| 1961 | 35 | 80 | 84 | 12 | 56 | - | 53 | 96 | 52 | 674 | 924 | 829 | 607 | - | 535 | 690 | 525 | 438 | | | | | | | | |
| 1962 | 34 | 47 | 63 | 9 | 30 | - | 40 | 103 | 54 | 669 | 931 | 818 | 569 | - | 631 | 681 | 523 | 433 | | | | | | | | |
| 1963 | 33 | 47 | 58 | 5 | 25 | - | 38 | 105 | 54 | 681 | 935 | 822 | 574 | - | 604 | 625 | 527 | 447 | | | | | | | | |
| 1964 | 29 | 34 | 44 | 5 | 37 | - | 32 | 96 | | 648 | 953 | 815 | 586 | - | 642 | 673 | 506 | | | | | | | | | |
| Juli 64 | 31 | 39 | 44 | 7 | 38 | - | 33 | 93 | | 652 | 960 | 805 | 595 | - | 654 | 672 | 527 | | | | | | | | | |
| Aug. " | 27 | 30 | 29 | 3 | 43 | - | 27 | 97 | | 632 | 971 | 793 | 535 | - | 653 | 645 | 393 | | | | | | | | | |
| Sept. " | 29 | 30 | 42 | 4 | 42 | - | 31 | 103 | | 646 | 975 | 807 | 569 | - | 635 | 668 | 503 | | | | | | | | | |
| Okt. " | 31 | 33 | 40 | 3 | 43 | - | 32 | 98 | | 645 | 953 | 813 | 567 | - | 592 | 671 | 502 | | | | | | | | | |
| Nov. " | 29 | 32 | 45 | 3 | 39 | - | 31 | 103 | | 640 | 949 | 817 | 561 | - | 604 | 674 | 508 | | | | | | | | | |
| Dez. " | 30 | 28 | 46 | 3 | 34 | - | 31 | 84 | | 645 | 972 | 813 | 547 | - | 647 | 664 | 511 | | | | | | | | | |
| Jan. 65 | 28 | | | | | | | | | 638 | 921 | 816 | 541 | - | 685 | 658 | | | | | | | | | | |
| Febr. " | | | | | | | | | | | | | | | | | | | | | | | | | | |
| März " | | | | | | | | | | | | | | | | | | | | | | | | | | |
| Apr. " | | | | | | | | | | | | | | | | | | | | | | | | | | |
| Mai " | | | | | | | | | | | | | | | | | | | | | | | | | | |
| Juni " | | | | | | | | | | | | | | | | | | | | | | | | | | |
| Koks | | | | | | | | | Schrott für Elektrostahl | | | | | | | | | | | | | | | | | |
| 1961 | 798 | 827 | 967 | 641 | 1 074 | 728 | 857 | 818 | 730 | 916 | 768 | 865 | 1035 | 271 | 1126 | 948 | 981 | 904 | | | | | | | | |
| 1962 | 748 | 764 | 917 | 664 | 1 056 | 700 | 814 | 774 | 711 | 934 | 875 | 857 | 1039 | 208 | 1137 | 970 | 986 | 930 | | | | | | | | |
| 1963 | 719 | 758 | 846 | 620 | 963 | 657 | 768 | 719 | 690 | 966 | 770 | 852 | 1045 | 227 | 1045 | 980 | 1001 | 951 | | | | | | | | |
| 1964 | 696 | | | | | | | 698 | | 979 | 875 | 845 | 1048 | 246 | 1108 | 982 | 1017 | | | | | | | | | |
| Juli 64 | | | | | | | | | | 983 | 810 | 823 | 1055 | 200 | 1133 | 984 | 1025 | | | | | | | | | |
| Aug. " | 687 690 | 700 | 815 | 645 | 882 | 641 | 732 | 693 | | 968 | 929 | 896 | 1060 | 167 | 1143 | 994 | 1033 | | | | | | | | | |
| Sept. " | | | | | | | | | 982 | 909 | 869 | 1047 | 400 | 1105 | 990 | 1016 | | | | | | | | | | |
| Okt. " | | | | | | | | | 983 | 882 | 834 | 1050 | 250 | 1050 | 982 | 1000 | | | | | | | | | | |
| Nov. " | | | | | | | | | 983 | 906 | 826 | 1060 | 250 | 1053 | 986 | 1016 | | | | | | | | | | |
| Dez. " | | | | | | | | | 981 | 853 | 827 | 1057 | 333 | 1118 | 984 | 1017 | | | | | | | | | | |
| Jan. 65 | | | | | | | | | 979 | 879 | 817 | 1058 | 250 | 1056 | 980 | | | | | | | | | | | |
| Febr. " | | | | | | | | | | | | | | | | | | | | | | | | | | |
| März " | | | | | | | | | | | | | | | | | | | | | | | | | | |
| Apr. " | | | | | | | | | | | | | | | | | | | | | | | | | | |
| Mai " | | | | | | | | | | | | | | | | | | | | | | | | | | |
| Juni " | | | | | | | | | | | | | | | | | | | | | | | | | | |

1) In Hochöfen u. Sinteranlagen.

+) Ohne unabhängige Stahlgießereien.

Außenhandel

Maßeinheit: 1000 t

| Jahr Monat | Bundesrepublik ohne Saarland | Frankreich/ Saarland | Belgien/ Luxemburg | Italien | Niederlande | MONTANUNION | Bundesrepublik ohne Saarland | Frankreich/ Saarland | Belgien/ Luxemburg | Italien | Niederlande | MONTANUNION |
|---------------|---------------------------------|-------------------------|-----------------------|---------|-------------|-------------|---------------------------------|-------------------------|-----------------------|---------|-------------|-------------|
| | 1) | 2) | | | | | 1) | 2) | | | | |

Schrott

| Einfuhr I N S G E S A M T | | | | | | aus MONTANUNION-LÄNDERN | | | | | | |
|--------------------------------|-------|-----|-----|-------|----|-------------------------|-----|-----|-----|-------|----|-------|
| 1960 | 1 025 | 495 | 196 | 3 220 | 96 | 5 032 | 467 | 337 | 173 | 2 264 | 84 | 3 324 |
| 1961 | 942 | 742 | 197 | 3 399 | 38 | 5 317 | 355 | 436 | 188 | 2 080 | 34 | 3 093 |
| 1962 | 621 | 367 | 123 | 3 926 | 82 | 5 120 | 357 | 292 | 73 | 2 301 | 42 | 3 064 |
| 1963 | 638 | 577 | 87 | 3 844 | 90 | 5 236 | 450 | 437 | 47 | 2 231 | 47 | 3 212 |
| 1964 | 1 765 | | | | | | 686 | | | | | |
| Jan.-Märs 63 | 65 | 110 | 24 | 1 059 | 13 | 1 272 | 51 | 89 | 11 | 515 | 7 | 672 |
| Apr.-Juni " | 184 | 206 | 25 | 846 | 19 | 1 280 | 135 | 166 | 16 | 527 | 14 | 855 |
| Juli-Sept. " | 192 | 138 | 19 | 891 | 25 | 1 271 | 130 | 93 | 10 | 513 | 13 | 757 |
| Okt.-Dez. " | 197 | 123 | 19 | 1 048 | 27 | 1 413 | 143 | 89 | 10 | 676 | 13 | 928 |
| Jan.-Märs 64 | 317 | 122 | 31 | 782 | 9 | 1 262 | 181 | 70 | 21 | 602 | 7 | 878 |
| Apr.-Juni " | 437 | 164 | 49 | 853 | 14 | 1 517 | 144 | 98 | 41 | 602 | 9 | 891 |
| Juli-Sept. " | 556 | 166 | | 747 | 9 | | 168 | 94 | | 545 | 10 | |
| Okt.-Dez. " | 454 | | | | | | 194 | | | | | |

| Ausfuhr I N S G E S A M T | | | | | | nach MONTANUNION-LÄNDERN | | | | | | |
|--------------------------------|-------|-------|-----|---|-----|--------------------------|-------|-------|-----|---|-----|-------|
| 1960 | 1 221 | 1 223 | 446 | 1 | 332 | 3 224 | 1 213 | 1 222 | 442 | 1 | 327 | 3 206 |
| 1961 | 1 467 | 1 161 | 335 | 1 | 344 | 3 307 | 1 461 | 1 159 | 331 | 1 | 337 | 3 289 |
| 1962 | 1 207 | 1 190 | 362 | 1 | 234 | 2 995 | 1 197 | 1 188 | 360 | 1 | 230 | 2 977 |
| 1963 | 1 299 | 1 195 | 521 | 2 | 282 | 3 298 | 1 249 | 1 188 | 519 | 2 | 273 | 3 230 |
| 1964 | 1 308 | | | | | | 1 199 | | | | | |
| Jan.-Märs 63 | 253 | 245 | 88 | 0 | 37 | 624 | 251 | 245 | 88 | 0 | 36 | 621 |
| Apr.-Juni " | 328 | 284 | 160 | 0 | 102 | 873 | 319 | 280 | 160 | 0 | 101 | 859 |
| Juli-Sept. " | 336 | 310 | 123 | 0 | 77 | 847 | 314 | 309 | 122 | 0 | 75 | 822 |
| Okt.-Dez. " | 381 | 356 | 150 | 1 | 66 | 954 | 364 | 354 | 149 | 1 | 61 | 928 |
| Jan.-Märs 64 | 295 | 435 | 147 | 0 | 102 | 979 | 273 | 429 | 146 | 0 | 100 | 949 |
| Apr.-Juni " | 318 | 362 | 137 | 1 | 100 | 918 | 262 | 347 | 136 | 1 | 98 | 844 |
| Juli-Sept. " | 324 | 268 | | 2 | 113 | | 296 | 262 | | 2 | 109 | |
| Okt.-Dez. " | 370 | | | | | | 368 | | | | | |

Roheisen

| Einfuhr I N S G E S A M T | | | | | | aus MONTANUNION-LÄNDERN | | | | | | |
|--------------------------------|-----|-----|-----|-----|----|-------------------------|-----|-----|-----|-----|----|-------|
| 1959 | 375 | 130 | 404 | 397 | 27 | 1 332 | 113 | 116 | 273 | 51 | 7 | 560 |
| 1960 | 469 | 166 | 436 | 713 | 39 | 1 823 | 171 | 140 | 311 | 218 | 15 | 855 |
| 1961 | 423 | 189 | 453 | 926 | 27 | 2 014 | 163 | 154 | 352 | 413 | 10 | 1 090 |
| 1962 | 684 | 175 | 505 | 852 | 21 | 2 235 | 167 | 142 | 329 | 410 | 5 | 1 050 |
| 1963 | 553 | 227 | 552 | 962 | 45 | 2 332 | 125 | 185 | 270 | 483 | 10 | 1 073 |
| 1964 | 366 | | | | | | 164 | | | | | |
| Januar 64 | 45 | 20 | 48 | 69 | 8 | 191 | 14 | 17 | 29 | 20 | 2 | 83 |
| Februar " | 42 | 20 | 50 | 52 | 14 | 178 | 14 | 17 | 28 | 30 | 1 | 90 |
| Märs " | 31 | 11 | 32 | 69 | 3 | 146 | 12 | 10 | 27 | 28 | 1 | 79 |
| April " | 26 | 16 | 32 | 56 | 2 | 131 | 12 | 12 | 23 | 32 | 1 | 81 |
| Mai " | 29 | 13 | 21 | 68 | 2 | 131 | 13 | 12 | 16 | 17 | 1 | 59 |
| Juni " | 37 | 25 | 29 | 43 | 2 | 135 | 15 | 22 | 16 | 20 | 1 | 74 |
| Juli " | 31 | 14 | 23 | 64 | 10 | 141 | 12 | 13 | 14 | 28 | 8 | 75 |
| August " | 26 | 9 | | 18 | 6 | | 15 | 7 | | 7 | 4 | |
| September " | 26 | 17 | | 38 | 13 | | 14 | 15 | | 13 | 12 | |
| Oktober " | 24 | 13 | | 44 | 9 | | 13 | 12 | | 16 | 8 | |
| November " | 28 | | | | | | 13 | | | | | |
| Dezember " | 22 | | | | | | 16 | | | | | |
| Januar 65 | 31 | | | | | | 14 | | | | | |

| Ausfuhr I N S G E S A M T | | | | | | nach MONTANUNION-LÄNDERN | | | | | | |
|--------------------------------|-----|-----|-----|---|-----|--------------------------|-----|-----|-----|---|-----|-------|
| 1959 | 393 | 265 | 66 | 5 | 145 | 873 | 182 | 236 | 59 | 0 | 80 | 558 |
| 1960 | 667 | 369 | 79 | 2 | 167 | 1 283 | 270 | 331 | 72 | 0 | 123 | 896 |
| 1961 | 875 | 415 | 65 | 1 | 166 | 1 516 | 332 | 360 | 60 | 0 | 128 | 1 099 |
| 1962 | 944 | 380 | 81 | 3 | 204 | 1 608 | 450 | 330 | 73 | 0 | 153 | 1 006 |
| 1963 | 895 | 292 | 172 | 0 | 146 | 1 498 | 530 | 257 | 164 | 0 | 115 | 1 064 |
| 1964 | 720 | | | | | | 473 | | | | | |
| Januar 64 | 84 | 27 | 10 | 0 | 9 | 129 | 48 | 22 | 7 | 0 | 7 | 83 |
| Februar " | 90 | 26 | 10 | 0 | 13 | 138 | 59 | 25 | 6 | 0 | 11 | 101 |
| Märs " | 62 | 25 | 6 | - | 8 | 99 | 44 | 24 | 6 | - | 6 | 80 |
| April " | 74 | 24 | 6 | 0 | 10 | 114 | 48 | 14 | 6 | - | 8 | 76 |
| Mai " | 48 | 20 | 10 | 0 | 6 | 85 | 21 | 16 | 7 | - | 5 | 49 |
| Juni " | 51 | 28 | 11 | 0 | 7 | 96 | 38 | 20 | 11 | - | 6 | 75 |
| Juli " | 53 | 21 | 10 | 0 | 5 | 89 | 41 | 18 | 7 | 0 | 4 | 71 |
| August " | 38 | 19 | | 0 | 7 | | 21 | 17 | | - | 6 | |
| September " | 53 | 35 | | 0 | 8 | | 36 | 18 | | 0 | 6 | |
| Oktober " | 64 | 24 | | 0 | 8 | | 47 | 21 | | - | 6 | |
| November " | 53 | | | | | | 34 | | | | | |
| Dezember " | 49 | | | | | | 35 | | | | | |
| Januar 65 | 44 | | | | | | 26 | | | | | |

1) Ab 6.7.1959 einschl. Saarland. 2) Ab 6.7.1959 ohne Saarland

Außenhandel

Maßeinheit: 1000 t

| Jahr Monat | Bundesrepublik ohne Saarland | Frankreich/ Saarland | Belgien/ Luxemburg | Italien | Niederlande | MONTANUNION | Bundesrepublik ohne Saarland | Frankreich/ Saarland | Belgien/ Luxemburg | Italien | Niederlande | MONTANUNION |
|---------------|---------------------------------|-------------------------|-----------------------|---------|-------------|-------------|---------------------------------|-------------------------|-----------------------|---------|-------------|-------------|
| | 1) | 2) | | | | | 1) | 2) | | | | |

Rohblöcke und Halbzeug

| Einfuhr | | | | | | | aus MONTANUNION-LÄNDERN | | | | | |
|-------------------|-----|-----|-----|-----|-----|-------|-------------------------|-----|-----|-----|-----|-------|
| I N S G E S A M T | | | | | | | | | | | | |
| 1958 | 212 | 308 | 43 | 167 | 142 | 871 | 112 | 292 | 34 | 83 | 102 | 622 |
| 1959 | 283 | 366 | 90 | 201 | 93 | 1 031 | 229 | 359 | 57 | 104 | 86 | 834 |
| 1960 | 581 | 758 | 81 | 629 | 169 | 2 217 | 388 | 675 | 43 | 224 | 114 | 1 446 |
| 1961 | 299 | 790 | 93 | 774 | 116 | 2 074 | 259 | 635 | 86 | 360 | 27 | 1 369 |
| 1962 | 242 | 651 | 98 | 448 | 59 | 1 496 | 210 | 627 | 69 | 244 | 31 | 1 183 |
| 1963 | 232 | 674 | 159 | 607 | 96 | 1 763 | 196 | 641 | 113 | 296 | 43 | 1 290 |
| 1964 | 521 | | | | | | 438 | | | | | |
| Juli 64 | 56 | 67 | 28 | 20 | 17 | 189 | 47 | 65 | 27 | 20 | 6 | 165 |
| August " | 69 | 49 | | 13 | 14 | | 63 | 49 | | 9 | 4 | |
| September " | 88 | 60 | | 37 | 10 | | 67 | 60 | | 18 | 4 | |
| Oktober " | 54 | 62 | | 26 | 13 | | 39 | 61 | | 16 | 8 | |
| November " | 40 | | | | | | 33 | | | | | |
| Dezember " | 51 | | | | | | 43 | | | | | |
| Januar 65 | 35 | | | | | | 32 | | | | | |
| Februar " | | | | | | | | | | | | |
| März " | | | | | | | | | | | | |
| April " | | | | | | | | | | | | |
| Mai " | | | | | | | | | | | | |
| Juni " | | | | | | | | | | | | |

| Ausfuhr | | | | | | | nach MONTANUNION-LÄNDERN | | | | | |
|-------------------|-------|-----|-----|-----|----|-------|--------------------------|-----|-----|----|----|-------|
| I N S G E S A M T | | | | | | | | | | | | |
| 1958 | 568 | 234 | 775 | 119 | 2 | 1 697 | 215 | 90 | 300 | 6 | 0 | 611 |
| 1959 | 967 | 288 | 523 | 124 | 1 | 1 902 | 378 | 138 | 310 | 43 | 0 | 870 |
| 1960 | 1 054 | 231 | 951 | 139 | 0 | 2 376 | 626 | 149 | 641 | 22 | 0 | 1 439 |
| 1961 | 1 407 | 270 | 764 | 133 | 4 | 2 577 | 667 | 177 | 529 | 7 | 4 | 1 383 |
| 1962 | 1 079 | 168 | 514 | 111 | 8 | 1 882 | 633 | 105 | 425 | 1 | 6 | 1 172 |
| 1963 | 1 128 | 268 | 464 | 88 | 35 | 1 984 | 722 | 138 | 427 | 0 | 16 | 1 304 |
| 1964 | 989 | | | | | | 568 | | | | | |
| Juli 64 | 83 | 49 | 66 | 12 | 4 | 216 | 47 | 40 | 64 | 4 | 4 | 160 |
| August " | 64 | 49 | | 8 | 13 | | 40 | 36 | | 4 | 13 | |
| September " | 72 | 60 | | 10 | 9 | | 45 | 37 | | 1 | 9 | |
| Oktober " | 74 | 52 | | 12 | 2 | | 46 | 34 | | 1 | 2 | |
| November " | 89 | | | | | | 44 | | | | | |
| Dezember " | 70 | | | | | | 40 | | | | | |
| Januar 65 | 92 | | | | | | 56 | | | | | |
| Februar " | | | | | | | | | | | | |
| März " | | | | | | | | | | | | |
| April " | | | | | | | | | | | | |
| Mai " | | | | | | | | | | | | |
| Juni " | | | | | | | | | | | | |

Warmbreitband 3)

| Einfuhr | | | | | | | aus MONTANUNION-LÄNDERN | | | | | |
|-------------------|-----|-----|-----|-----|-----|-------|-------------------------|-----|-----|-----|---|-----|
| I N S G E S A M T | | | | | | | | | | | | |
| 1958 | 357 | 133 | 56 | 168 | 0 | 714 | 206 | 133 | 33 | 32 | 0 | 404 |
| 1959 | 344 | 140 | 68 | 279 | 1 | 834 | 201 | 138 | 17 | 164 | 1 | 522 |
| 1960 | 417 | 313 | 101 | 345 | 2 | 1 177 | 266 | 304 | 19 | 185 | 2 | 776 |
| 1961 | 320 | 263 | 81 | 395 | 1 | 1 039 | 163 | 231 | 12 | 221 | 1 | 629 |
| 1962 | 531 | 311 | 164 | 570 | 10 | 1 594 | 48 | 248 | 64 | 273 | 3 | 639 |
| 1963 | 463 | 443 | 228 | 922 | 163 | 2 205 | 51 | 314 | 137 | 393 | 2 | 892 |
| 1964 | 583 | | | | | | 73 | | | | | |
| Juli 64 | 64 | 36 | 12 | 103 | 6 | 220 | 7 | 35 | 10 | 33 | 6 | 90 |
| August " | 53 | 36 | | 46 | 7 | | 4 | 34 | | 15 | 7 | |
| September " | 52 | 43 | | 107 | 9 | | 6 | 42 | | 35 | 9 | |
| Oktober " | 46 | 34 | | 91 | 4 | | 7 | 34 | | 32 | 4 | |
| November " | 51 | | | | | | 9 | | | | | |
| Dezember " | 44 | | | | | | 9 | | | | | |
| Januar 65 | 23 | | | | | | 2 | | | | | |
| Februar " | | | | | | | | | | | | |
| März " | | | | | | | | | | | | |
| April " | | | | | | | | | | | | |
| Mai " | | | | | | | | | | | | |
| Juni " | | | | | | | | | | | | |

| Ausfuhr | | | | | | | nach MONTANUNION-LÄNDERN | | | | | |
|-------------------|-----|-----|-----|----|-----|-------|--------------------------|-----|-----|----|-----|-----|
| I N S G E S A M T | | | | | | | | | | | | |
| 1958 | 61 | 26 | 101 | 50 | 179 | 417 | 61 | 26 | 99 | 45 | 157 | 388 |
| 1959 | 146 | 109 | 175 | 17 | 235 | 680 | 92 | 93 | 172 | 16 | 179 | 552 |
| 1960 | 224 | 59 | 297 | 63 | 342 | 986 | 141 | 55 | 291 | 43 | 235 | 766 |
| 1961 | 158 | 120 | 265 | 13 | 231 | 787 | 127 | 112 | 262 | 8 | 117 | 631 |
| 1962 | 247 | 108 | 272 | 15 | 120 | 781 | 176 | 104 | 258 | 5 | 62 | 624 |
| 1963 | 331 | 112 | 269 | 14 | 366 | 1 079 | 297 | 110 | 265 | 6 | 260 | 925 |
| 1964 | 468 | | | | | | 341 | | | | | |
| Juli 64 | 37 | 13 | 30 | 0 | 37 | 118 | 27 | 15 | 30 | 0 | 24 | 93 |
| August " | 29 | 8 | | 0 | 19 | | 20 | 8 | | 0 | 12 | |
| September " | 26 | 11 | | 1 | 39 | | 17 | 11 | | 0 | 28 | |
| Oktober " | 68 | 15 | | 1 | 34 | | 33 | 15 | | - | 20 | |
| November " | 24 | | | | | | 14 | | | | | |
| Dezember " | 31 | | | | | | 25 | | | | | |
| Januar 65 | 28 | | | | | | 15 | | | | | |
| Februar " | | | | | | | | | | | | |
| März " | | | | | | | | | | | | |
| April " | | | | | | | | | | | | |
| Mai " | | | | | | | | | | | | |
| Juni " | | | | | | | | | | | | |

1) Ab 6.7.1959 einschl. Saarland. 2) Ab 6.7.1959 ohne Saarland. 3) Nur Massenstahl.

Außenhandel

Maßeinheit: 1000 t

| Jahr Monat | Bundesrepublik ohne Saarland | Frankreich/ Saarland | Belgien/ Luxemburg | Italien | Niederlande | MONTANUNION | Bundesrepublik ohne Saarland | Frankreich/ Saarland | Belgien/ Luxemburg | Italien | Niederlande | MONTANUNION |
|---------------|---------------------------------|-------------------------|-----------------------|---------|-------------|-------------|---------------------------------|-------------------------|-----------------------|---------|-------------|-------------|
| | 2) | 3) | | | | | 2) | 3) | | | | |

Walzstahlfertigerzeugnisse insgesamt 1)

| Einfuhr | | I N S G E S A M T | | | | | aus MONTANUNION-LANDERN | | | | | | |
|-----------|----|-------------------|-------|-----|-------|-------|-------------------------|-------|-------|-----|-------|-------|-------|
| 1958 | | 2 020 | 758 | 179 | 470 | 1 110 | 4 539 | 1 742 | 735 | 152 | 379 | 1 009 | 4 028 |
| 1959 | | 2 699 | 946 | 261 | 589 | 1 404 | 5 899 | 2 359 | 932 | 227 | 491 | 1 301 | 5 309 |
| 1960 | | 2 848 | 1 823 | 350 | 960 | 1 654 | 7 632 | 2 440 | 1 797 | 303 | 802 | 1 529 | 6 869 |
| 1961 | | 2 691 | 1 933 | 456 | 1 325 | 1 624 | 8 036 | 2 307 | 1 906 | 417 | 1 110 | 1 503 | 7 243 |
| 1962 | | 3 272 | 2 124 | 459 | 1 973 | 1 557 | 9 385 | 2 752 | 2 041 | 372 | 1 555 | 1 457 | 8 158 |
| 1963 | | 3 446 | 2 316 | 511 | 2 323 | 1 616 | 10 210 | 2 839 | 2 189 | 406 | 1 746 | 1 457 | 8 633 |
| 1964 | | 4 059 | | | | | | 3 508 | | | | | |
| Juli | 64 | 400 | 235 | 40 | 71 | 166 | 913 | 346 | 225 | 37 | 52 | 152 | 814 |
| August | " | 334 | 164 | | 39 | 135 | | 293 | 159 | | 31 | 126 | |
| September | " | 354 | 244 | | 66 | 157 | | 299 | 239 | | 51 | 148 | |
| Oktober | " | 372 | 231 | | 59 | 169 | | 327 | 225 | | 50 | 159 | |
| November | " | 381 | | | | | | 330 | | | | | |
| Dezember | " | 335 | | | | | | 296 | | | | | |
| Januar | 65 | 338 | | | | | | 298 | | | | | |
| Februar | " | | | | | | | | | | | | |
| März | " | | | | | | | | | | | | |
| April | " | | | | | | | | | | | | |
| Mai | " | | | | | | | | | | | | |
| Juni | " | | | | | | | | | | | | |

| Ausfuhr | | I N S G E S A M T | | | | | nach MONTANUNION-LÄNDERN | | | | | | |
|-----------|----|-------------------|-------|-------|-----|-----|--------------------------|-------|-------|-------|----|-----|-------|
| 1958 | | 3 047 | 3 636 | 4 786 | 419 | 481 | 12 364 | 784 | 1 255 | 1 718 | 35 | 180 | 3 970 |
| 1959 | | 3 810 | 4 519 | 5 327 | 500 | 603 | 14 754 | 1 196 | 1 811 | 2 004 | 59 | 213 | 5 282 |
| 1960 | | 4 939 | 4 403 | 5 842 | 696 | 689 | 16 570 | 2 270 | 1 859 | 2 457 | 65 | 302 | 6 953 |
| 1961 | | 5 058 | 4 589 | 5 472 | 497 | 717 | 16 331 | 2 533 | 2 045 | 2 302 | 44 | 298 | 7 228 |
| 1962 | | 5 015 | 4 173 | 6 135 | 450 | 797 | 16 568 | 2 666 | 2 037 | 2 936 | 64 | 383 | 8 086 |
| 1963 | | 5 028 | 4 119 | 6 240 | 393 | 987 | 16 767 | 2 681 | 2 024 | 3 269 | 95 | 461 | 8 529 |
| 1964 | | 5 371 | | | | | | 2 831 | | | | | |
| Juli | 64 | 422 | 378 | 560 | 84 | 76 | 1 520 | 223 | 168 | 322 | 41 | 40 | 794 |
| August | " | 403 | 313 | | 78 | 64 | | 193 | 137 | | 31 | 27 | |
| September | " | 419 | 375 | | 131 | 79 | | 207 | 163 | | 50 | 37 | |
| Oktober | " | 462 | 442 | | 128 | 89 | | 225 | 184 | | 53 | 36 | |
| November | " | 430 | | | | | | 220 | | | | | |
| Dezember | " | 452 | | | | | | 247 | | | | | |
| Januar | 65 | 494 | | | | | | 240 | | | | | |
| Februar | " | | | | | | | | | | | | |
| März | " | | | | | | | | | | | | |
| April | " | | | | | | | | | | | | |
| Mai | " | | | | | | | | | | | | |
| Juni | " | | | | | | | | | | | | |

Eisenbahnoberbaumaterial 4)

| Einfuhr | | I N S G E S A M T | | | | | | aus MONTANUNION-LÄNDERN | | | | | |
|-----------|----|-------------------|----|----|-----|----|-----|-------------------------|----|---|-----|----|-----|
| 1958 | | 20 | 2 | 2 | 48 | 50 | 124 | 19 | 2 | 2 | 45 | 50 | 120 |
| 1959 | | 16 | 11 | 1 | 74 | 63 | 168 | 14 | 11 | 1 | 72 | 62 | 162 |
| 1960 | | 6 | 11 | 2 | 160 | 60 | 238 | 6 | 11 | 2 | 148 | 60 | 226 |
| 1961 | | 9 | 12 | 3 | 180 | 64 | 268 | 8 | 8 | 3 | 163 | 64 | 247 |
| 1962 | | 4 | 15 | 8 | 161 | 60 | 248 | 3 | 9 | 2 | 130 | 60 | 205 |
| 1963 | | 9 | 16 | 23 | 83 | 48 | 179 | 6 | 5 | 2 | 67 | 48 | 127 |
| 1964 | | 10 | | | | | | 7 | | | | | |
| Juli | 64 | 0 | 1 | 0 | 1 | 4 | 7 | 0 | 1 | 0 | 1 | 4 | 7 |
| August | " | 1 | 0 | | 1 | 4 | | 0 | 0 | | 0 | 4 | |
| September | " | 1 | 0 | | 0 | 3 | | 0 | 1 | | 0 | 3 | |
| Oktober | " | 1 | 0 | | 0 | 4 | | 1 | 2 | | 0 | 4 | |
| November | " | 1 | | | 0 | | | 1 | | | | | |
| Dezember | " | 1 | | | | | | 1 | | | | | |
| Januar | 65 | 1 | | | | | | 1 | | | | | |
| Februar | " | | | | | | | | | | | | |
| März | " | | | | | | | | | | | | |
| April | " | | | | | | | | | | | | |
| Mai | " | | | | | | | | | | | | |
| Juni | " | | | | | | | | | | | | |

| Ausfuhr | | I N S G E S A M T | | | | | | nach MONTANUNION-LÄNDERN | | | | | |
|-----------|----|-------------------|-----|-----|----|----|-----|--------------------------|----|----|---|---|-----|
| 1958 | | 202 | 283 | 222 | 58 | 4 | 767 | 65 | 29 | 14 | - | 1 | 109 |
| 1959 | | 180 | 151 | 121 | 9 | 12 | 475 | 78 | 32 | 20 | 0 | 3 | 135 |
| 1960 | | 256 | 187 | 114 | 26 | 10 | 595 | 127 | 34 | 46 | 0 | 9 | 217 |
| 1961 | | 228 | 198 | 106 | 16 | 6 | 556 | 134 | 29 | 42 | 1 | 5 | 212 |
| 1962 | | 224 | 216 | 128 | 7 | 1 | 577 | 141 | 30 | 54 | 0 | 1 | 226 |
| 1963 | | 173 | 124 | 113 | 11 | 5 | 429 | 98 | 47 | 47 | 0 | 5 | 198 |
| 1964 | | 124 | | | | | | 63 | | | | | |
| Juli | 64 | 8 | 6 | 5 | 0 | 0 | 20 | 3 | 1 | 1 | 0 | 0 | 6 |
| August | " | 13 | 6 | | 1 | - | | 7 | 0 | | - | - | |
| September | " | 7 | 11 | | 1 | 0 | | 3 | 3 | | 0 | 0 | |
| Oktober | " | 8 | 6 | | 3 | 1 | | 4 | 1 | | - | 1 | |
| November | " | 11 | | | | | | 2 | | | | | |
| Dezember | " | 8 | | | | | | 2 | | | | | |
| Januar | 65 | 13 | | | | | | 6 | | | | | |
| Februar | " | | | | | | | | | | | | |
| März | " | | | | | | | | | | | | |
| April | " | | | | | | | | | | | | |
| Mai | " | | | | | | | | | | | | |
| Juni | " | | | | | | | | | | | | |

1) S.20-24 Eisenbahnoberbaumaterial bis Sonstige Bleche.

2) Ab 6.7.1959 einschl. Saarland. 3) Ab 6.7.1959 ohne Saarland.

4) Einschl. gebr. Schienen.

Außenhandel

Maßeinheit: 1000 t

| Jahr Monat | Bundesrepublik ohne Saarland | Frankreich/ Saarland | Belgien/ Luxemburg | Italien | Niederlande | MONTANUNION | Bundesrepublik ohne Saarland | Frankreich/ Saarland | Belgien/ Luxemburg | Italien | Niederlande | MONTANUNION |
|---------------|---------------------------------|-------------------------|-----------------------|---------|-------------|-------------|---------------------------------|-------------------------|-----------------------|---------|-------------|-------------|
| | 1) | 2) | | | | | 1) | 2) | | | | |

Schwere Profile (Formstahl, Breitflanschträger, Stahlpundwände)

| Einfuhr | | I N S G E S A M T | | | | | | aus MONTANUNION-LÄNDERN | | | | | |
|-----------|----|-------------------|-----|----|-----|-----|-----|-------------------------|-----|----|-----|-----|-----|
| 1958 | | 211 | 65 | 3 | 38 | 112 | 429 | 210 | 65 | 2 | 35 | 111 | 424 |
| 1959 | | 199 | 67 | 5 | 29 | 160 | 459 | 195 | 67 | 5 | 26 | 157 | 449 |
| 1960 | | 209 | 165 | 11 | 57 | 219 | 660 | 204 | 165 | 11 | 55 | 214 | 649 |
| 1961 | | 210 | 248 | 25 | 112 | 209 | 803 | 190 | 248 | 23 | 100 | 202 | 763 |
| 1962 | | 209 | 279 | 20 | 192 | 231 | 932 | 183 | 278 | 18 | 176 | 222 | 878 |
| 1963 | | 259 | 212 | 33 | 229 | 233 | 966 | 217 | 211 | 31 | 168 | 217 | 844 |
| 1964 | | 344 | | | | | | 322 | | | | | |
| Juli | 64 | 31 | 19 | 3 | 4 | 20 | 77 | 28 | 19 | 3 | 3 | 20 | 73 |
| August | " | 21 | 21 | | 4 | 17 | | 19 | 21 | | 3 | 17 | |
| September | " | 26 | 24 | | 5 | 24 | | 24 | 24 | | 4 | 24 | |
| Oktober | " | 25 | 22 | | 5 | 21 | | 22 | 22 | | 4 | 20 | |
| November | " | 33 | | | | | | 31 | | | | | |
| Dezember | " | 26 | | | | | | 24 | | | | | |
| Januar | 65 | 29 | | | | | | 29 | | | | | |
| Februar | " | | | | | | | | | | | | |
| März | " | | | | | | | | | | | | |
| April | " | | | | | | | | | | | | |
| Mai | " | | | | | | | | | | | | |
| Juni | " | | | | | | | | | | | | |

| Ausfuhr | | I N S G E S A M T | | | | | | nach MONTANUNION-LÄNDERN | | | | | |
|-----------|----|-------------------|-----|-----|----|---|-------|--------------------------|-----|-----|---|---|-----|
| 1958 | | 249 | 302 | 468 | 0 | 8 | 1 024 | 46 | 131 | 224 | 0 | 0 | 401 |
| 1959 | | 374 | 412 | 559 | 3 | 4 | 1 355 | 100 | 145 | 196 | 0 | 1 | 444 |
| 1960 | | 472 | 318 | 625 | 3 | 7 | 1 427 | 228 | 128 | 291 | 0 | 2 | 649 |
| 1961 | | 617 | 329 | 599 | 2 | 9 | 1 558 | 302 | 155 | 322 | 0 | 3 | 783 |
| 1962 | | 675 | 279 | 688 | 1 | 9 | 1 653 | 375 | 128 | 347 | 0 | 3 | 854 |
| 1963 | | 607 | 279 | 719 | 6 | 4 | 1 615 | 325 | 110 | 348 | 4 | 1 | 787 |
| 1964 | | 657 | | | | | | 323 | | | | | |
| Juli | 64 | 53 | 24 | 62 | 2 | 0 | 143 | 26 | 7 | 32 | 1 | 0 | 67 |
| August | " | 56 | 21 | | 3 | 0 | | 27 | 9 | | 2 | 0 | |
| September | " | 55 | 30 | | 18 | 0 | | 27 | 6 | | 3 | 0 | |
| Oktober | " | 54 | 33 | | 2 | 0 | | 24 | 12 | | 2 | 0 | |
| November | " | 51 | | | | | | 23 | | | | | |
| Dezember | " | 58 | | | | | | 25 | | | | | |
| Januar | 65 | 58 | | | | | | 22 | | | | | |
| Februar | " | | | | | | | | | | | | |
| März | " | | | | | | | | | | | | |
| April | " | | | | | | | | | | | | |
| Mai | " | | | | | | | | | | | | |
| Juni | " | | | | | | | | | | | | |

Leichte Profile (Stabstahl)

| Einfuhr | | I N S G E S A M T | | | | | | aus MONTANUNION-LÄNDERN | | | | | |
|-----------|----|-------------------|-----|-----|-----|-----|-------|-------------------------|-----|-----|-----|-----|-------|
| 1958 | | 523 | 175 | 48 | 75 | 372 | 1 206 | 502 | 163 | 43 | 58 | 346 | 1 118 |
| 1959 | | 648 | 235 | 65 | 85 | 554 | 1 612 | 624 | 225 | 59 | 66 | 542 | 1 516 |
| 1960 | | 605 | 537 | 93 | 117 | 635 | 1 990 | 559 | 527 | 87 | 90 | 608 | 1 872 |
| 1961 | | 594 | 558 | 151 | 216 | 659 | 2 178 | 540 | 546 | 141 | 180 | 616 | 2 024 |
| 1962 | | 676 | 595 | 136 | 243 | 631 | 2 281 | 596 | 579 | 115 | 188 | 593 | 2 071 |
| 1963 | | 710 | 661 | 131 | 276 | 682 | 2 486 | 610 | 639 | 114 | 220 | 630 | 2 227 |
| 1964 | | 880 | | | | | | 754 | | | | | |
| Juli | 64 | 96 | 67 | 6 | 5 | 72 | 248 | 83 | 65 | 6 | 4 | 63 | 221 |
| August | " | 89 | 52 | | 4 | 62 | | 78 | 50 | | 3 | 57 | |
| September | " | 86 | 73 | | 7 | 67 | | 76 | 71 | | 6 | 63 | |
| Oktober | " | 90 | 71 | | 6 | 70 | | 80 | 69 | | 5 | 66 | |
| November | " | 89 | | | | | | 76 | | | | | |
| Dezember | " | 69 | | | | | | 59 | | | | | |
| Januar | 65 | 64 | | | | | | 55 | | | | | |
| Februar | " | | | | | | | | | | | | |
| März | " | | | | | | | | | | | | |
| April | " | | | | | | | | | | | | |
| Mai | " | | | | | | | | | | | | |
| Juni | " | | | | | | | | | | | | |

| Ausfuhr | | I N S G E S A M T | | | | | | nach MONTANUNION-LÄNDERN | | | | | |
|-----------|----|-------------------|-------|-------|-----|----|---------------------|--------------------------|-----|-----|----|----|-------|
| 1958 | | 717 | 1 132 | 1 962 | 70 | 25 | 3 913 ⁰⁶ | 181 | 385 | 469 | 2 | 15 | 1 057 |
| 1959 | | 1 058 | 1 459 | 2 306 | 178 | 26 | 5 026 | 353 | 482 | 619 | 16 | 15 | 1 484 |
| 1960 | | 1 428 | 1 153 | 2 459 | 284 | 39 | 5 366 | 741 | 327 | 767 | 17 | 24 | 1 879 |
| 1961 | | 1 648 | 1 188 | 2 420 | 202 | 47 | 5 505 | 815 | 474 | 654 | 10 | 30 | 1 983 |
| 1962 | | 1 427 | 954 | 2 610 | 125 | 48 | 5 165 | 816 | 354 | 802 | 12 | 36 | 2 020 |
| 1963 | | 1 460 | 952 | 2 491 | 68 | 78 | 5 084 | 811 | 277 | 910 | 25 | 70 | 2 124 |
| 1964 | | 1 400 | | | | | | 841 | | | | | |
| Juli | 64 | 106 | 74 | 215 | 47 | 6 | 446 | 66 | 21 | 81 | 34 | 6 | 207 |
| August | " | 98 | 54 | | 40 | 4 | | 59 | 17 | | 25 | 4 | |
| September | " | 115 | 70 | | 59 | 5 | | 70 | 21 | | 35 | 5 | |
| Oktober | " | 114 | 88 | | 74 | 6 | | 67 | 24 | | 39 | 5 | |
| November | " | 117 | | | | | | 67 | | | | | |
| Dezember | " | 119 | | | | | | 74 | | | | | |
| Januar | 65 | 131 | | | | | | 74 | | | | | |
| Februar | " | | | | | | | | | | | | |
| März | " | | | | | | | | | | | | |
| April | " | | | | | | | | | | | | |
| Mai | " | | | | | | | | | | | | |
| Juni | " | | | | | | | | | | | | |

1) Ab 6.7.1959 einschl. Saarland. 2) Ab 6.7.1959 ohne Saarland.

Außenhandel

Maßeinheit: 1000 t

| Jahr Monat | Bundesrepublik ohne Saarland | Frankreich/ Saarland | Belgien/ Luxemburg | Italien | Niederlande | MONTANUNION | Bundesrepublik ohne Saarland | Frankreich/ Saarland | Belgien/ Luxemburg | Italien | Niederlande | MONTANUNION |
|---------------|---------------------------------|-------------------------|-----------------------|---------|-------------|-------------|---------------------------------|-------------------------|-----------------------|---------|-------------|-------------|
| | 1) | 2) | | | | | 1) | 2) | | | | |

Walzdraht 3)

| Einfuhr | | I N S G E S A M T | | | | | aus MONTANUNION-LÄNDERN | | | | | | |
|-------------|--|-------------------|-----|----|-----|-----|-------------------------|-----|-----|----|-----|-----|-----|
| 1958 | | 261 | 14 | 41 | 19 | 98 | 419 | 239 | 14 | 39 | 12 | 98 | 402 |
| 1959 | | 307 | 33 | 81 | 26 | 104 | 552 | 299 | 33 | 80 | 19 | 104 | 535 |
| 1960 | | 369 | 62 | 94 | 22 | 110 | 657 | 356 | 62 | 91 | 17 | 110 | 636 |
| 1961 | | 369 | 68 | 97 | 42 | 116 | 692 | 351 | 68 | 94 | 36 | 116 | 665 |
| 1962 | | 439 | 65 | 93 | 94 | 101 | 792 | 424 | 65 | 85 | 56 | 99 | 729 |
| 1963 | | 481 | 107 | 97 | 143 | 106 | 934 | 439 | 106 | 83 | 111 | 104 | 843 |
| 1964 | | 529 | | | | | 468 | | | | | | |
| Juli 64 | | 52 | 14 | 10 | 5 | 12 | 93 | 47 | 13 | 9 | 3 | 12 | 84 |
| August " | | 41 | 9 | | 1 | 7 | | 38 | 9 | | 1 | 7 | |
| September " | | 46 | 15 | | 6 | 7 | | 39 | 15 | | 4 | 7 | |
| Oktober " | | 48 | 15 | | 3 | 11 | | 43 | 15 | | 2 | 11 | |
| November " | | 53 | | | | | | 46 | | | | | |
| Dezember " | | 46 | | | | | | 41 | | | | | |
| Januar 65 | | 49 | | | | | | 42 | | | | | |
| Februar " | | | | | | | | | | | | | |
| März " | | | | | | | | | | | | | |
| April " | | | | | | | | | | | | | |
| Mai " | | | | | | | | | | | | | |
| Juni " | | | | | | | | | | | | | |

| Ausfuhr | | I N S G E S A M T | | | | | nach MONTANUNION-LÄNDERN | | | | | | |
|-------------|--|-------------------|-----|-----|----|----|--------------------------|-----|-----|-----|---|----|-----|
| 1958 | | 234 | 345 | 238 | 26 | 36 | 872 | 72 | 167 | 156 | 0 | 29 | 423 |
| 1959 | | 359 | 489 | 275 | 49 | 39 | 1 211 | 92 | 263 | 172 | 1 | 29 | 556 |
| 1960 | | 340 | 499 | 333 | 54 | 56 | 1 283 | 130 | 275 | 224 | 1 | 33 | 663 |
| 1961 | | 362 | 646 | 273 | 21 | 48 | 1 351 | 141 | 357 | 169 | 0 | 32 | 700 |
| 1962 | | 348 | 636 | 312 | 28 | 50 | 1 375 | 137 | 362 | 210 | 6 | 36 | 752 |
| 1963 | | 446 | 631 | 372 | 10 | 48 | 1 507 | 214 | 354 | 278 | 1 | 34 | 881 |
| 1964 | | 516 | | | | | | 211 | | | | | |
| Juli 64 | | 40 | 66 | 32 | 2 | 9 | 155 | 16 | 34 | 25 | 0 | 7 | 82 |
| August " | | 43 | 49 | | 2 | 5 | | 12 | 27 | | 1 | 4 | |
| September " | | 42 | 65 | | 5 | 9 | | 13 | 35 | | 1 | 7 | |
| Oktober " | | 51 | 68 | | 2 | 11 | | 16 | 35 | | 0 | 7 | |
| November " | | 43 | | | | | | 20 | | | | | |
| Dezember " | | 34 | | | | | | 20 | | | | | |
| Januar 65 | | 37 | | | | | | 18 | | | | | |
| Februar " | | | | | | | | | | | | | |
| März " | | | | | | | | | | | | | |
| April " | | | | | | | | | | | | | |
| Mai " | | | | | | | | | | | | | |
| Juni " | | | | | | | | | | | | | |

Bandstahl und Röhrenstreifen

| Einfuhr | | I N S G E S A M T | | | | | aus MONTANUNION-LÄNDERN | | | | | | |
|-----------|----|-------------------|-----|----|-----|-----|-------------------------|-----|-----|----|-----|-----|-----|
| 1958 | | 175 | 123 | 10 | 42 | 65 | 415 | 170 | 122 | 10 | 41 | 65 | 407 |
| 1959 | | 223 | 121 | 16 | 49 | 89 | 498 | 211 | 120 | 16 | 48 | 89 | 484 |
| 1960 | | 218 | 195 | 19 | 67 | 101 | 603 | 201 | 195 | 19 | 66 | 98 | 580 |
| 1961 | | 231 | 171 | 20 | 92 | 107 | 621 | 217 | 171 | 20 | 91 | 103 | 601 |
| 1962 | | 228 | 182 | 17 | 119 | 118 | 663 | 215 | 179 | 17 | 118 | 113 | 641 |
| 1963 | | 253 | 200 | 16 | 199 | 125 | 795 | 229 | 198 | 14 | 179 | 119 | 740 |
| 1964 | | 320 | | | | | | 297 | | | | | |
| Juli | 64 | 33 | 20 | 1 | 9 | 14 | 77 | 31 | 20 | 1 | 3 | 13 | 68 |
| August | " | 26 | 13 | | 2 | 11 | | 25 | 13 | | 2 | 11 | |
| September | " | 30 | 25 | | 10 | 13 | | 27 | 25 | | 4 | 12 | |
| Oktober | " | 27 | 13 | | 3 | 15 | | 26 | 23 | | 3 | 15 | |
| November | " | 29 | | | | | | 27 | | | | | |
| Dezember | " | 30 | | | | | | 28 | | | | | |
| Januar | 65 | 25 | | | | | | 24 | | | | | |
| Februar | " | | | | | | | | | | | | |
| März | " | | | | | | | | | | | | |
| April | " | | | | | | | | | | | | |
| Mai | " | | | | | | | | | | | | |
| Juni | " | | | | | | | | | | | | |

| Ausfuhr | | I N S G E S A M T | | | | | nach MONTANUNION-LÄNDERN | | | | | | |
|-----------|----|-------------------|-----|-----|----|----|--------------------------|-----|-----|-----|---|----|-----|
| 1958 | | 154 | 135 | 339 | 4 | 31 | 661 | 65 | 77 | 256 | 0 | 20 | 418 |
| 1959 | | 213 | 152 | 429 | 16 | 32 | 839 | 85 | 90 | 303 | 0 | 21 | 498 |
| 1960 | | 331 | 117 | 498 | 28 | 37 | 1 011 | 169 | 62 | 352 | 0 | 25 | 609 |
| 1961 | | 231 | 180 | 508 | 37 | 39 | 995 | 118 | 104 | 359 | 0 | 27 | 608 |
| 1962 | | 274 | 189 | 553 | 29 | 34 | 1 081 | 132 | 118 | 367 | 0 | 25 | 643 |
| 1963 | | 256 | 216 | 562 | 13 | 46 | 1 093 | 149 | 152 | 404 | 1 | 38 | 745 |
| 1964 | | 298 | | | | | | 196 | | | | | |
| Juli | 64 | 27 | 17 | 58 | 1 | 4 | 105 | 17 | 6 | 46 | 0 | 3 | 71 |
| August | " | 21 | 7 | | 2 | 1 | | 13 | 3 | | 0 | 1 | |
| September | " | 19 | 19 | | 1 | 5 | | 11 | 8 | | 0 | 5 | |
| Oktober | " | 28 | 16 | | 4 | 3 | | 19 | 8 | | 2 | 3 | |
| November | " | 23 | | | | | | 15 | | | | | |
| Dezember | " | 24 | | | | | | 17 | | | | | |
| Januar | 65 | 27 | | | | | | 20 | | | | | |
| Februar | " | | | | | | | | | | | | |
| März | " | | | | | | | | | | | | |
| April | " | | | | | | | | | | | | |
| Mai | " | | | | | | | | | | | | |
| Juni | " | | | | | | | | | | | | |

1) Ab 6.7.1959 einschl. Saarland. 2) Ab 6.7.1959 ohne Saarland. 3) Nur Massenstahl.

Außenhandel

Maßeinheit: 1000 t

| Jahr Monat | Bundesrepublik ohne Saarland | Frankreich/ Saarland | Belgien/ Luxemburg | Italien | Niederlande | MONTANUNION | Bundesrepublik ohne Saarland | Frankreich/ Saarland | Belgien/ Luxemburg | Italien | Niederlande | MONTANUNION |
|---------------|---------------------------------|-------------------------|-----------------------|---------|-------------|-------------|---------------------------------|-------------------------|-----------------------|---------|-------------|-------------|
| | 2) | 3) | | | | | 2) | 3) | | | | |

Grob- und Mittelbleche (3 mm und stärker) 1)

| Einfuhr | | | | | | | aus MONTANUNION-LÄNDERN | | | | | |
|-------------------|-------|-----|-----|-----|-----|-------|--------------------------|-----|-----|-----|-----|-------|
| I N S G E S A M T | | | | | | | | | | | | |
| 1958 | 294 | 160 | 35 | 58 | 264 | 814 | 184 | 151 | 33 | 50 | 254 | 676 |
| 1959 | 383 | 192 | 40 | 94 | 161 | 870 | 252 | 190 | 31 | 86 | 150 | 711 |
| 1960 | 273 | 428 | 47 | 124 | 225 | 1 097 | 156 | 425 | 37 | 114 | 210 | 941 |
| 1961 | 302 | 560 | 88 | 226 | 217 | 1 390 | 160 | 549 | 78 | 172 | 203 | 1 161 |
| 1962 | 468 | 543 | 120 | 568 | 227 | 1 926 | 256 | 496 | 83 | 407 | 201 | 1 442 |
| 1963 | 469 | 590 | 129 | 530 | 219 | 1 944 | 269 | 532 | 103 | 344 | 177 | 1 428 |
| 1964 | 571 | | | | | | 402 | | | | | |
| Juli 64 | 53 | 60 | 12 | 8 | 24 | 156 | 38 | 56 | 11 | 7 | 22 | 134 |
| August " | 39 | 40 | | 5 | 18 | | 28 | 39 | | 4 | 17 | |
| September " | 49 | 58 | | 5 | 21 | | 32 | 57 | | 3 | 20 | |
| Oktober " | 52 | 55 | | 7 | 24 | | 36 | 55 | | 4 | 23 | |
| November " | 56 | | | | | | 42 | | | | | |
| Dezember " | 52 | | | | | | 40 | | | | | |
| Januar 65 | 51 | | | | | | 41 | | | | | |
| Februar " | | | | | | | | | | | | |
| März " | | | | | | | | | | | | |
| April " | | | | | | | | | | | | |
| Mai " | | | | | | | | | | | | |
| Juni " | | | | | | | | | | | | |
| Ausfuhr | | | | | | | nach MONTANUNION-LÄNDERN | | | | | |
| I N S G E S A M T | | | | | | | | | | | | |
| 1958 | 1 029 | 341 | 507 | 57 | 76 | 2 009 | 259 | 165 | 198 | 19 | 11 | 651 |
| 1959 | 937 | 353 | 496 | 60 | 131 | 1 976 | 267 | 192 | 189 | 19 | 20 | 688 |
| 1960 | 1 292 | 294 | 502 | 85 | 123 | 2 295 | 511 | 152 | 223 | 21 | 33 | 941 |
| 1961 | 1 288 | 296 | 453 | 65 | 165 | 2 267 | 708 | 150 | 250 | 14 | 48 | 1 172 |
| 1962 | 1 322 | 297 | 503 | 54 | 161 | 2 338 | 774 | 183 | 372 | 20 | 65 | 1 412 |
| 1963 | 1 267 | 300 | 481 | 48 | 173 | 2 282 | 717 | 178 | 389 | 21 | 94 | 1 411 |
| 1964 | 1 315 | | | | | | 756 | | | | | |
| Juli 64 | 105 | 31 | 57 | 8 | 10 | 213 | 55 | 16 | 48 | 2 | 6 | 129 |
| August " | 86 | 28 | | 7 | 7 | | 43 | 13 | | 2 | 2 | |
| September " | 95 | 30 | | 9 | 10 | | 51 | 13 | | 4 | 5 | |
| Oktober " | 107 | 43 | | 7 | 12 | | 61 | 21 | | 1 | 5 | |
| November " | 111 | | | | | | 62 | | | | | |
| Dezember " | 122 | | | | | | 77 | | | | | |
| Januar 65 | 120 | | | | | | 63 | | | | | |
| Februar " | | | | | | | | | | | | |
| März " | | | | | | | | | | | | |
| April " | | | | | | | | | | | | |
| Mai " | | | | | | | | | | | | |
| Juni " | | | | | | | | | | | | |

Feinbleche, warm- und kaltgewalzt (unter 3 mm stark)

| Einfuhr | | | | | | | aus MONTANUNION-LÄNDERN | | | | | |
|-------------------|-------|-------|-----|-----|-----|-------|--------------------------|-----|-----|-----|-----|-------|
| I N S G E S A M T | | | | | | | | | | | | |
| 1958 | 391 | 149 | 19 | 105 | 51 | 712 | 292 | 148 | 16 | 93 | 46 | 594 |
| 1959 | 718 | 202 | 29 | 137 | 156 | 1 242 | 614 | 201 | 26 | 120 | 150 | 1 112 |
| 1960 | 996 | 325 | 55 | 259 | 189 | 1 823 | 822 | 318 | 47 | 214 | 183 | 1 583 |
| 1961 | 813 | 218 | 51 | 252 | 173 | 1 518 | 705 | 217 | 47 | 233 | 147 | 1 353 |
| 1962 | 1 048 | 309 | 39 | 372 | 99 | 1 868 | 896 | 305 | 35 | 317 | 84 | 1 638 |
| 1963 | 1 057 | 365 | 68 | 540 | 126 | 2 166 | 891 | 346 | 49 | 424 | 95 | 1 809 |
| 1964 | 1 179 | | | | | | 1 048 | | | | | |
| Juli 64 | 113 | 37 | 6 | 18 | 14 | 190 | 99 | 36 | 6 | 16 | 12 | 170 |
| August " | 98 | 18 | | 12 | 13 | | 86 | 17 | | 9 | 11 | |
| September " | 95 | 32 | | 19 | 14 | | 82 | 31 | | 18 | 12 | |
| Oktober " | 113 | 29 | | 21 | 17 | | 103 | 28 | | 20 | 15 | |
| November " | 101 | | | | | | 90 | | | | | |
| Dezember " | 92 | | | | | | 85 | | | | | |
| Januar 65 | 101 | | | | | | 91 | | | | | |
| Februar " | | | | | | | | | | | | |
| März " | | | | | | | | | | | | |
| April " | | | | | | | | | | | | |
| Mai " | | | | | | | | | | | | |
| Juni " | | | | | | | | | | | | |
| Ausfuhr | | | | | | | nach MONTANUNION-LÄNDERN | | | | | |
| I N S G E S A M T | | | | | | | | | | | | |
| 1958 | 332 | 573 | 745 | 132 | 264 | 2 046 | 49 | 197 | 263 | 10 | 80 | 598 |
| 1959 | 462 | 868 | 746 | 125 | 305 | 2 507 | 168 | 485 | 341 | 10 | 101 | 1 104 |
| 1960 | 568 | 1 138 | 928 | 152 | 358 | 3 144 | 280 | 752 | 409 | 18 | 143 | 1 602 |
| 1961 | 430 | 1 128 | 737 | 107 | 344 | 2 749 | 210 | 627 | 355 | 16 | 124 | 1 334 |
| 1962 | 512 | 964 | 895 | 151 | 426 | 2 950 | 181 | 686 | 556 | 19 | 179 | 1 624 |
| 1963 | 544 | 1 003 | 998 | 177 | 533 | 3 256 | 234 | 693 | 645 | 33 | 166 | 1 771 |
| 1964 | 766 | | | | | | 315 | | | | | |
| Juli 64 | 57 | 101 | 86 | 20 | 38 | 301 | 27 | 66 | 63 | 3 | 16 | 177 |
| August " | 60 | 97 | | 17 | 34 | | 22 | 55 | | 2 | 12 | |
| September " | 65 | 101 | | 27 | 42 | | 21 | 64 | | 6 | 13 | |
| Oktober " | 74 | 134 | | 21 | 47 | | 23 | 70 | | 5 | 13 | |
| November " | 56 | | | | | | 22 | | | | | |
| Dezember " | 62 | | | | | | 22 | | | | | |
| Januar 65 | 75 | | | | | | 27 | | | | | |
| Februar " | | | | | | | | | | | | |
| März " | | | | | | | | | | | | |
| April " | | | | | | | | | | | | |
| Mai " | | | | | | | | | | | | |
| Juni " | | | | | | | | | | | | |

1) Einschl. Breitflachetahl und Warmbreitband aus Edelmetall. 2) Ab 6.7.1959 einschl. Saarland. 3) Ab 6.7.1959 ohne Saarland

Außenhandel

Maßeinheit: 1000 t

| Jahr Monat | Bundesrepublik ohne Saarland | Frankreich/ Saarland | Belgien/ Luxemburg | Italien | Niederlande | MONTANUNION | Bundesrepublik ohne Saarland | Frankreich/ Saarland | Belgien/ Luxemburg | Italien | Niederlande | MONTANUNION |
|---------------|---------------------------------|-------------------------|-----------------------|---------|-------------|-------------|---------------------------------|-------------------------|-----------------------|---------|-------------|-------------|
|---------------|---------------------------------|-------------------------|-----------------------|---------|-------------|-------------|---------------------------------|-------------------------|-----------------------|---------|-------------|-------------|

2)

3)

2)

3)

Transformatoren- und Dynamobleche

| Einfuhr | | I N S G E S A M T | | | | | aus MONTANUNION-LÄNDERN | | | | | | |
|-----------|---|-------------------|----|---|----|----|-------------------------|----|----|---|----|---|-----|
| 1958 | | 10 | 14 | 4 | 17 | 8 | 54 | 6 | 14 | 4 | 17 | 7 | 47 |
| 1959 | | 11 | 9 | 5 | 21 | 10 | 55 | 9 | 9 | 5 | 20 | 8 | 50 |
| 1960 | | 18 | 10 | 4 | 36 | 11 | 79 | 12 | 8 | 3 | 32 | 9 | 64 |
| 1961 | | 15 | 11 | 3 | 48 | 11 | 89 | 11 | 10 | 3 | 42 | 9 | 76 |
| 1962 | | 18 | 17 | 3 | 51 | 10 | 99 | 14 | 16 | 3 | 44 | 8 | 85 |
| 1963 | | 23 | 21 | 3 | 67 | 9 | 122 | 18 | 20 | 3 | 56 | 7 | 104 |
| 1964 | | 33 | | | | | | 29 | | | | | |
| Juli 1964 | | 3 | 1 | 1 | 3 | 0 | 9 | 2 | 1 | 1 | 3 | 0 | 8 |
| August | " | 2 | 1 | | 1 | 0 | | 2 | 1 | | 1 | 0 | |
| September | | 4 | 1 | | 3 | 0 | | 3 | 1 | | 2 | 0 | |
| Oktober | | 2 | 2 | | 2 | 0 | | 2 | 2 | | 2 | 0 | |
| November | | 2 | | | | | | 2 | | | | | |
| Dezember | | 5 | | | | | | 4 | | | | | |
| Januar 65 | | 3 | | | | | | 2 | | | | | |
| Februar | " | | | | | | | | | | | | |
| März | " | | | | | | | | | | | | |
| April | " | | | | | | | | | | | | |
| Mai | " | | | | | | | | | | | | |
| Juni | " | | | | | | | | | | | | |

| Ausfuhr | | I N S G E S A M T | | | | | nach MONTANUNION-LÄNDERN | | | | | | |
|-----------|---|-------------------|-----|----|----|---|--------------------------|----|----|----|----|---|-----|
| 1958 | | 62 | 84 | 34 | 18 | 1 | 201 | 24 | 19 | 11 | 2 | 1 | 58 |
| 1959 | | 94 | 104 | 33 | 19 | 2 | 252 | 23 | 22 | 8 | 12 | 2 | 67 |
| 1960 | | 81 | 118 | 49 | 11 | 1 | 261 | 30 | 24 | 15 | 1 | 1 | 71 |
| 1961 | | 70 | 121 | 45 | 15 | 2 | 253 | 35 | 34 | 14 | 0 | 2 | 85 |
| 1962 | | 66 | 112 | 35 | 18 | 2 | 231 | 35 | 36 | 13 | 2 | 2 | 87 |
| 1963 | | 79 | 112 | 36 | 15 | 1 | 243 | 40 | 67 | 18 | 2 | 1 | 128 |
| 1964 | | 70 | | | | | | 38 | | | | | |
| Juli 64 | | 7 | 8 | 2 | 2 | 0 | 18 | 5 | 3 | 1 | 0 | 0 | 8 |
| August | " | 4 | 7 | | 1 | 0 | | 2 | 3 | | 0 | 0 | |
| September | | 4 | 11 | | 1 | 0 | | 3 | 3 | | 0 | 0 | |
| Oktober | " | 6 | 9 | | 3 | 0 | | 3 | 3 | | 1 | 0 | |
| November | " | 5 | | | | | | 2 | | | | | |
| Dezember | " | 7 | | | | | | 3 | | | | | |
| Januar 65 | | 6 | | | | | | 3 | | | | | |
| Februar | " | | | | | | | | | | | | |
| März | " | | | | | | | | | | | | |
| April | " | | | | | | | | | | | | |
| Mai | " | | | | | | | | | | | | |
| Juni | " | | | | | | | | | | | | |

Sonstige Bleche 1)

| Einfuhr | | I N S G E S A M T | | | | | aus MONTANUNION-LÄNDERN | | | | | | |
|-----------|----|-------------------|-----|----|-----|-----|-------------------------|-----|-----|----|-----|----|-----|
| 1958 | | 136 | 58 | 15 | 67 | 88 | 364 | 118 | 58 | 2 | 28 | 32 | 238 |
| 1959 | | 181 | 75 | 18 | 76 | 98 | 445 | 139 | 75 | 4 | 35 | 40 | 292 |
| 1960 | | 152 | 90 | 24 | 117 | 104 | 485 | 124 | 86 | 7 | 66 | 38 | 319 |
| 1961 | | 149 | 87 | 20 | 157 | 68 | 481 | 126 | 87 | 8 | 93 | 43 | 354 |
| 1962 | | 190 | 121 | 21 | 176 | 80 | 588 | 165 | 115 | 12 | 120 | 55 | 466 |
| 1963 | | 173 | 142 | 12 | 257 | 69 | 647 | 151 | 131 | 7 | 178 | 60 | 525 |
| 1964 | | 193 | | | | | | 182 | | | | | |
| Juli | 64 | 18 | 14 | 0 | 14 | 7 | 54 | 17 | 14 | 0 | 10 | 7 | 48 |
| August | " | 17 | 9 | | 9 | 4 | | 16 | 9 | | 6 | 4 | |
| September | " | 16 | 12 | | 10 | 7 | | 15 | 12 | | 8 | 7 | |
| Oktober | " | 15 | 11 | | 11 | 6 | | 14 | 11 | | 9 | 6 | |
| November | " | 16 | | | | | | 16 | | | | | |
| Dezember | " | 15 | | | | | | 14 | | | | | |
| Januar | 65 | 13 | | | | | | 13 | | | | | |
| Februar | " | | | | | | | | | | | | |
| Märs | " | | | | | | | | | | | | |
| April | " | | | | | | | | | | | | |
| Mai | " | | | | | | | | | | | | |
| Juni | " | | | | | | | | | | | | |

| Ausfuhr | | I N S G E S A M T | | | | | nach MONTANUNION-LÄNDERN | | | | | | |
|-----------|----|-------------------|-----|-----|----|----|--------------------------|----|-----|-----|---|----|-----|
| 1958 | | 69 | 441 | 273 | 52 | 34 | 870 | 20 | 83 | 129 | 0 | 22 | 255 |
| 1959 | | 133 | 529 | 361 | 43 | 50 | 1 115 | 31 | 99 | 155 | 2 | 20 | 307 |
| 1960 | | 171 | 580 | 332 | 47 | 56 | 1 188 | 54 | 105 | 129 | 4 | 31 | 324 |
| 1961 | | 185 | 501 | 331 | 32 | 58 | 1 109 | 69 | 113 | 137 | 3 | 27 | 351 |
| 1962 | | 188 | 524 | 406 | 34 | 65 | 1 217 | 76 | 139 | 214 | 4 | 36 | 467 |
| 1963 | | 184 | 501 | 468 | 45 | 97 | 1 296 | 81 | 146 | 232 | 8 | 51 | 518 |
| 1964 | | 224 | | | | | | 89 | | | | | |
| Juli | 64 | 19 | 54 | 42 | 3 | 8 | 126 | 8 | 14 | 24 | 0 | 2 | 48 |
| August | " | 22 | 43 | | 5 | 9 | | 10 | 10 | | 0 | 3 | |
| September | " | 18 | 39 | | 10 | 8 | | 7 | 10 | | 1 | 3 | |
| Oktober | " | 20 | 46 | | 11 | 6 | | 8 | 10 | | 1 | 1 | |
| November | " | 15 | | | | | | 6 | | | | | |
| Dezember | " | 18 | | | | | | 7 | | | | | |
| Januar | 65 | 28 | | | | | | 8 | | | | | |
| Februar | " | | | | | | | | | | | | |
| Märs | " | | | | | | | | | | | | |
| April | " | | | | | | | | | | | | |
| Mai | " | | | | | | | | | | | | |
| Juni | " | | | | | | | | | | | | |

1) Weißbleche, verzinkte und verbleite Bleche.

2) Ab 6.7.1959 einschl. Saarland. 3) Ab 6.7.1959 ohne Saarland.

Außenhandel

Maßeinheit: 1000t

| Jahr Monat | Bundesrepublik ohne Saarland | Frankreich/ Saarland | Belgien/ Luxemburg | Italien | Niederlande | MONTANUNION | Bundesrepublik ohne Saarland | Frankreich/ Saarland | Belgien/ Luxemburg | Italien | Niederlande | MONTANUNION |
|---------------|---------------------------------|-------------------------|-----------------------|---------|-------------|-------------|---------------------------------|-------------------------|-----------------------|---------|-------------|-------------|
|---------------|---------------------------------|-------------------------|-----------------------|---------|-------------|-------------|---------------------------------|-------------------------|-----------------------|---------|-------------|-------------|

2)

3)

2)

3)

Weiterverarbeitete Walzstahlfertigerzeugnisse insgesamt 1)

| Einfuhr | | I N S G E S A M T | | | | | aus MONTANUNION-LÄNDERN | | | | | | |
|-----------|----|-------------------|----|----|----|----|-------------------------|----|----|----|----|----|-----|
| 1958 | | 32 | 8 | 8 | 29 | 68 | 146 | 18 | 2 | 7 | 21 | 47 | 95 |
| 1959 | | 35 | 23 | 10 | 17 | 79 | 164 | 19 | 18 | 9 | 8 | 59 | 113 |
| 1960 | | 36 | 46 | 15 | 29 | 92 | 220 | 12 | 40 | 11 | 16 | 70 | 150 |
| 1961 | | 40 | 51 | 20 | 36 | 96 | 242 | 15 | 42 | 14 | 17 | 80 | 168 |
| 1962 | | 42 | 59 | 24 | 41 | 86 | 251 | 18 | 46 | 15 | 23 | 67 | 169 |
| 1963 | | 49 | 64 | 24 | 42 | 87 | 266 | 21 | 54 | 18 | 25 | 71 | 189 |
| 1964 | | | | | | | | | | | | | |
| Juli | 64 | 7 | 7 | 3 | 2 | 11 | 28 | 3 | 6 | 2 | 1 | 9 | 21 |
| August | " | 5 | 3 | 3 | 1 | 8 | 28 | 3 | 3 | 2 | 1 | 7 | 20 |
| September | " | | | | | | | | | | | | |
| Oktober | " | | | | | | | | | | | | |
| November | " | | | | | | | | | | | | |
| Dezember | " | | | | | | | | | | | | |
| Januar | 65 | | | | | | | | | | | | |
| Februar | " | | | | | | | | | | | | |
| März | " | | | | | | | | | | | | |
| April | " | | | | | | | | | | | | |
| Mai | " | | | | | | | | | | | | |
| Juni | " | | | | | | | | | | | | |

| Ausfuhr | | I N S G E S A M T | | | | | nach MONTANUNION-LÄNDERN | | | | | | |
|-----------|----|-------------------|----|-----|----|----|--------------------------|-----|----|----|---|----|-----|
| 1958 | | 160 | 77 | 78 | 41 | 13 | 370 | 35 | 29 | 18 | 3 | 7 | 93 |
| 1959 | | 201 | 86 | 99 | 31 | 22 | 437 | 59 | 27 | 29 | 5 | 9 | 129 |
| 1960 | | 268 | 91 | 121 | 23 | 25 | 528 | 93 | 24 | 34 | 1 | 14 | 165 |
| 1961 | | 276 | 92 | 135 | 17 | 22 | 544 | 100 | 26 | 36 | 1 | 17 | 182 |
| 1962 | | 259 | 72 | 119 | 16 | 18 | 485 | 94 | 24 | 37 | 1 | 14 | 170 |
| 1963 | | 250 | 74 | 134 | 19 | 20 | 497 | 86 | 30 | 47 | 3 | 15 | 191 |
| 1964 | | | | | | | | | | | | | |
| Juli | 64 | 22 | 11 | 14 | 3 | 2 | 52 | 10 | 5 | 6 | 1 | 1 | 21 |
| August | " | 21 | 7 | 13 | 1 | 2 | 50 | 8 | 3 | 6 | 0 | 1 | 22 |
| September | " | | | | | | | | | | | | |
| Oktober | " | | | | | | | | | | | | |
| November | " | | | | | | | | | | | | |
| Dezember | " | | | | | | | | | | | | |
| Januar | 65 | | | | | | | | | | | | |
| Februar | " | | | | | | | | | | | | |
| März | " | | | | | | | | | | | | |
| April | " | | | | | | | | | | | | |
| Mai | " | | | | | | | | | | | | |
| Juni | " | | | | | | | | | | | | |

Stahlrohre, nahtlos und geschweißt

| Einfuhr | | I N S G E S A M T | | | | | aus MONTANUNION-LÄNDERN | | | | | | |
|-----------|----|-------------------|-----|----|----|-----|-------------------------|-----|----|----|----|-----|-----|
| 1958 | | 62 | 17 | 28 | 8 | 131 | 245 | 42 | 7 | 21 | 5 | 105 | 180 |
| 1959 | | 72 | 44 | 27 | 12 | 159 | 314 | 43 | 37 | 21 | 7 | 118 | 226 |
| 1960 | | 64 | 81 | 28 | 18 | 185 | 376 | 35 | 70 | 23 | 10 | 133 | 271 |
| 1961 | | 85 | 84 | 33 | 32 | 168 | 399 | 50 | 73 | 28 | 15 | 125 | 290 |
| 1962 | | 114 | 112 | 36 | 47 | 185 | 493 | 75 | 96 | 31 | 23 | 148 | 372 |
| 1963 | | 124 | 99 | 38 | 60 | 201 | 521 | 93 | 83 | 32 | 38 | 149 | 394 |
| 1964 | | 160 | | | | | | 118 | | | | | |
| Juli | 64 | 16 | 12 | 5 | 3 | 23 | 59 | 10 | 10 | 4 | 1 | 15 | 40 |
| August | " | 12 | | | | 25 | | 9 | | | | 22 | |
| September | " | 14 | | | | | | 10 | | | | | |
| Oktober | " | 18 | | | | | | 14 | | | | | |
| November | " | 18 | | | | | | 13 | | | | | |
| Dezember | " | 17 | | | | | | 13 | | | | | |
| Januar | 65 | 15 | | | | | | 13 | | | | | |
| Februar | " | | | | | | | | | | | | |
| März | " | | | | | | | | | | | | |
| April | " | | | | | | | | | | | | |
| Mai | " | | | | | | | | | | | | |
| Juni | " | | | | | | | | | | | | |

| Ausfuhr | | I N S G E S A M T | | | | | nach MONTANUNION-LÄNDERN | | | | | | |
|-----------|----|-------------------|-----|-----|-----|-----|--------------------------|-----|----|----|---|----|-----|
| 1958 | | 771 | 397 | 110 | 177 | 58 | 1 511 | 87 | 48 | 32 | 5 | 8 | 179 |
| 1959 | | 879 | 565 | 155 | 182 | 60 | 1 839 | 130 | 45 | 40 | 2 | 9 | 226 |
| 1960 | | 1 126 | 538 | 170 | 182 | 74 | 2 090 | 167 | 30 | 55 | 3 | 16 | 271 |
| 1961 | | 1 081 | 510 | 170 | 211 | 81 | 2 052 | 157 | 37 | 60 | 4 | 24 | 284 |
| 1962 | | 1 224 | 408 | 195 | 338 | 135 | 2 301 | 194 | 38 | 69 | 1 | 33 | 336 |
| 1963 | | 898 | 422 | 191 | 323 | 108 | 1 941 | 207 | 42 | 81 | 7 | 33 | 370 |
| 1964 | | 943 | | | | | | 312 | | | | | |
| Juli | 64 | 78 | 32 | 17 | 30 | 11 | 169 | 19 | 4 | 10 | 5 | 5 | 43 |
| August | " | 68 | | | | 10 | | 16 | | | | 3 | |
| September | " | 81 | | | | | | 24 | | | | | |
| Oktober | " | 87 | | | | | | 23 | | | | | |
| November | " | 62 | | | | | | 15 | | | | | |
| Dezember | " | 83 | | | | | | 29 | | | | | |
| Januar | 65 | 104 | | | | | | 35 | | | | | |
| Februar | " | | | | | | | | | | | | |
| März | " | | | | | | | | | | | | |
| April | " | | | | | | | | | | | | |
| Mai | " | | | | | | | | | | | | |
| Juni | " | | | | | | | | | | | | |

1) Geschmiedete, kaltgezogene und kaltgewalzte Erzeugnisse aller Art (außer Blechen und kaltgewaltem Band zur Herstellung von Weißband), oberflächenbearbeitete Produkte, ausgenommen gezogener Draht und Stahlröhren. 2) Ab 6.7.1959 einschl. Saarland. 3) Ab 6.7.1959 ohne Saarland.

Erzeugung und Versorgung
insgesamt

Maßeinheit: 1000 t

| | Jahr vJ. | Rohstahl | | | Walzstahl 2) | | Steinkohlen | |
|-------------------|-------------|-----------|---------------------------|---------------------------|--------------|------------|-------------|--------------------------|
| | | Erzeugung | Versorgung ^{1a)} | Versorgung ^{1b)} | Erzeugung | Versorgung | Förderung | Versorgung ³⁾ |
| Bundesrepublik | 1960 | 34 100 | 30 110 | 28 134 | 22 363 | 20 272 | 142 287 | 126 914 |
| | 1961 | 33 458 | 29 473 | 27 575 | 21 688 | 19 321 | 142 741 | 121 674 |
| | 1962 | 32 563 | 29 685 | 27 701 | 21 356 | 19 613 | 141 136 | 123 037 |
| | 1963 | 31 597 | 28 633 | 27 144 | 20 759 | 19 307 | 142 116 | 124 558 |
| | 1964 | 37 339 | | | 24 745 | 23 433 | 142 201 | |
| | 1.V.J. 1964 | 8 929 | 7 863 | 7 447 | 5 948 | 5 305 | 36 824 | 30 062 |
| | 2. " " | 9 202 | 8 522 | 8 106 | 6 091 | 5 784 | 34 906 | 28 717 |
| | 3. " " | 9 806 | | | 6 375 | 6 219 | 34 134 | 29 513 |
| | 4. " " | 9 402 | | | 6 331 | 6 075 | 36 337 | |
| | 1. " 1965 | | | | | | | |
| Frankreich | 1960 | 17 300 | 14 065 | 13 188 | 12 878 | 10 298 | 55 961 | 67 185 |
| | 1961 | 17 577 | 14 620 | 13 840 | 13 221 | 10 567 | 52 357 | 67 264 |
| | 1962 | 17 234 | 15 130 | 14 646 | 12 878 | 10 629 | 52 359 | 69 809 |
| | 1963 | 17 541 | 15 749 | 15 203 | 13 030 | 11 207 | 47 758 | 74 232 |
| | 1964 | 19 777 | | | 14 413 | | 53 028 | |
| | 1.V.J. 1964 | 4 845 | 4 522 | 4 403 | 3 645 | 3 319 | 13 873 | 19 883 |
| | 2. " " | 5 104 | 4 614 | 4 472 | 3 775 | 3 377 | 14 162 | 17 463 |
| | 3. " " | 4 467 | | | 3 138 | 2 715 | 11 078 | 15 597 |
| | 4. " " | 5 362 | | | 3 855 | | 13 911 | |
| | 1. " 1965 | | | | | | | |
| Belgien/Luxemburg | 1960 | 11 265 | 2 641 | 1 942 | 7 888 | 2 396 | 22 465 | 28 750 |
| | 1961 | 11 115 | 3 516 | 2 841 | 7 940 | 2 924 | 21 539 | 28 692 |
| | 1962 | 11 361 | 3 253 | 2 539 | 8 413 | 2 739 | 21 226 | 30 048 |
| | 1963 | 11 551 | 3 402 | 2 678 | 8 730 | 2 951 | 21 406 | 30 832 |
| | 1964 | 13 270 | | | 9 782 | | 21 305 | |
| | 1.V.J. 1964 | 3 196 | 814 | 606 | 2 417 | 802 | 5 619 | 7 293 |
| | 2. " " | 3 343 | 918 | 712 | 2 480 | 834 | 5 452 | 7 208 |
| | 3. " " | 3 248 | | | 2 308 | | 4 714 | 6 843 |
| | 4. " " | 3 483 | | | 2 577 | | 5 501 | |
| | 1. " 1965 | | | | | | | |
| Italien | 1960 | 8 229 | 9 379 | 9 390 | 6 239 | 6 503 | 736 | 10 756 |
| | 1961 | 9 124 | 11 368 | 11 146 | 6 788 | 7 606 | 740 | 11 062 |
| | 1962 | 9 757 | 12 753 | 12 406 | 7 138 | 8 661 | 691 | 11 700 |
| | 1963 | 10 167 | 14 072 | 13 772 | 7 714 | 10 102 | 592 | 12 489 |
| | 1964 | 9 796 | | | 7 748 | | 470 | |
| | 1.V.J. 1964 | 2 525 | 3 504 | 3 428 | 1 862 | 2 283 | 112 | 2 783 |
| | 2. " " | 2 307 | 3 077 | 2 962 | 1 913 | 2 117 | 128 | 2 623 |
| | 3. " " | 2 250 | | | 1 832 | 1 715 | 117 | 2 868 |
| | 4. " " | 2 704 | | | 2 125 | | 108 | |
| | 1. " 1965 | | | | | | | |
| Niederlande | 1960 | 1 942 | 2 923 | 3 190 | 1 424 | 2 389 | 12 498 | 15 217 |
| | 1961 | 1 970 | 2 866 | 3 122 | 1 390 | 2 297 | 12 621 | 14 924 |
| | 1962 | 2 087 | 2 855 | 3 050 | 1 539 | 2 319 | 11 573 | 15 967 |
| | 1963 | 2 344 | 2 835 | 3 077 | 1 752 | 2 435 | 11 510 | 16 703 |
| | 1964 | 2 647 | | | 1 901 | | 11 483 | |
| | 1.V.J. 1964 | 658 | 814 | 951 | 488 | 680 | 2 951 | 4 430 |
| | 2. " " | 658 | 867 | 1 060 | 483 | 628 | 2 774 | 3 455 |
| | 3. " " | 628 | | | 450 | 689 | 2 798 | 3 705 |
| | 4. " " | 703 | | | 480 | | 2 959 | |
| | 1. " 1965 | | | | | | | |
| Montanunion | 1960 | 72 836 | 59 118 | 55 944 | 50 791 | 41 858 | 233 947 | 248 822 |
| | 1961 | 73 244 | 61 843 | 58 524 | 51 027 | 42 732 | 229 998 | 243 617 |
| | 1962 | 73 002 | 63 676 | 60 342 | 51 345 | 43 962 | 226 983 | 250 562 |
| | 1963 | 73 200 | 64 691 | 61 874 | 51 985 | 46 002 | 223 371 | 258 814 |
| | 1964 | 82 820 | | | 58 589 | | 228 481 | |
| | 1.V.J. 1964 | 20 151 | 17 511 | 16 835 | 14 358 | 12 407 | 59 379 | 64 451 |
| | 2. " " | 20 614 | 17 998 | 17 312 | 14 742 | 12 740 | 57 423 | 59 466 |
| | 3. " " | 20 399 | | | 14 101 | | 52 841 | 58 526 |
| | 4. " " | 21 656 | | | 15 368 | | 58 818 | |
| | 1. " 1965 | | | | | | | |
| Großbritannien 4) | 1960 | 24 695 | 23 263 | 22 117 | 17 375 | 16 042 | 196 701 | 197 758 |
| | 1961 | 22 441 | 19 585 | 18 724 | 15 751 | 13 960 | 193 536 | 187 162 |
| | 1962 | 20 820 | 18 398 | 17 684 | 14 849 | 12 422 | 200 595 | 195 677 |
| | 1963 | 22 883 | 20 575 | 19 914 | 16 312 | 14 467 | 198 995 | 195 721 |
| | 1964 | 26 649 | | | 19 204 | 17 463 | 198 849 | |
| | 1.V.J. 1964 | 6 468 | 6 272 | 6 090 | 4 639 | 4 344 | 52 567 | 51 791 |
| | 2. " " | 6 844 | 6 313 | 6 302 | 4 971 | 4 509 | 49 958 | 46 654 |
| | 3. " " | 6 481 | 5 264 | 5 107 | 4 647 | 4 138 | 46 443 | |
| | 4. " " | 6 856 | | | 4 947 | 4 407 | 49 877 | |
| | 1. " 1965 | | | | | | | |
| USA 4) | 1960 | 90 068 | 89 361 | 89 936 | 68 211 | 67 832 | 391 526 | 361 131 |
| | 1961 | 88 917 | 89 150 | 89 685 | 65 467 | 65 723 | 378 749 | 346 144 |
| | 1962 | 89 201 | 90 316 | 91 124 | 66 694 | 67 692 | 396 257 | 362 931 |
| | 1963 | 99 123 | 101 468 | 102 246 | 72 706 | 74 589 | 428 025 | 385 304 |
| | 1964 | 115 150 | | | | | 446 027 | |
| | 1.V.J. 1964 | 26 738 | | | | | 105 236 | |
| | 2. " " | 28 822 | | | | | 110 296 | |
| | 3. " " | 28 353 | | | | | 109 145 | |
| | 4. " " | 31 237 | | | | | 120 044 | |
| | 1. " 1965 | | | | | | | |

1a) Berechnet unter Berücksichtigung auf die dem gemeinsamen Markt zugehörigen Erzeugnisse: Erzeugung + Einfuhr + Lagerbewegung (bei Waren und Händlern) Umrechnungsfaktoren auf Rohstahlgewicht: Rohbleche 1,00; Halbzeug 1,18; Flachserzeugnisse 1,43; Oberbaumaterial 1,30; sonstige dem Vertrag unterworfenen Erzeugnisse 1,27; 1b) Berechnet wie unter 1a), aber + Aussehenhandel mit Röhren, geschweißten, kaltgezogenen Erzeugnissen, die nicht unter den Montanvertrag fallen. 2) Walzstahl im Sinne des Montan-Vertrages ohne Halbzeug und bei der Versorgung ohne Berücksichtigung der Lagerveränderungen. 3) Steinkohlenförderung + Einfuhr - Ausfuhr + Bestandsveränderung an Steinkohle, Koks, Steinkohlenbrik. (t = t) 4) Ohne Lagerveränderungen.

Erzeugung und Versorgung je Kopf der Bevölkerung 5)

27

Maßeinheit: kg

| | Jahr Vj. | Rohstahl | | | Walzstahl 2) | | Steinkohle | |
|-------------------|-------------|-----------|----------------|----------------|--------------|------------|------------|---------------|
| | | Erzeugung | Versorgung 1a) | Versorgung 1b) | Erzeugung | Versorgung | Förderung | Versorgung 3) |
| Bundesrepublik | 1960 | 616 | 543 | 508 | 403 | 366 | 2 565 | 2 288 |
| | 1961 | 595 | 524 | 490 | 385 | 342 | 2 633 | 2 164 |
| | 1962 | 579 | 521 | 486 | 380 | 349 | 2 473 | 2 161 |
| | 1963 | 555 | 497 | 473 | 365 | 339 | 2 495 | 2 162 |
| | 1964 | 641 | | | 425 | 402 | 2 440 | |
| | 1. Vj. 1964 | 153 | 136 | 129 | 102 | 92 | 632 | 522 |
| | 2. " " | 158 | 148 | 141 | 104 | 100 | 599 | 498 |
| | 3. " " | 168 | | | 109 | 107 | 586 | 506 |
| | 4. " " | 161 | | | 109 | 104 | 623 | |
| | 1. " 1965 | | | | | | | |
| Frankreich | 1960 | 379 | 307 | 289 | 280 | 225 | 1 227 | 1 462 |
| | 1961 | 380 | 311 | 300 | 287 | 230 | 1 139 | 1 464 |
| | 1962 | 375 | 322 | 312 | 276 | 226 | 1 139 | 1 485 |
| | 1963 | 373 | 329 | 318 | 277 | 234 | 1 016 | 1 551 |
| | 1964 | 408 | | | 298 | | 1 095 | |
| | 1. Vj. 1964 | 101 | 93 | 92 | 76 | 685 | 295 | 415 |
| | 2. " " | 107 | 95 | 92 | 78 | 697 | 296 | 365 |
| | 3. " " | 93 | | | 65 | 560 | 229 | 322 |
| | 4. " " | 111 | | | 80 | | 287 | |
| | 1. " 1965 | | | | | | | |
| Belgien/Luxemburg | 1960 | 1 187 | 279 | 205 | 832 | 253 | 2 372 | 3 057 |
| | 1961 | 1 174 | 370 | 299 | 837 | 307 | 2 275 | 3 014 |
| | 1962 | 1 192 | 340 | 266 | 884 | 288 | 2 224 | 3 145 |
| | 1963 | 1 211 | 355 | 279 | 915 | 308 | 2 243 | 3 207 |
| | 1964 | 1 380 | | | 1 017 | | 2 216 | |
| | 1. Vj. 1964 | 333 | 85 | 63 | 252 | 83 | 584 | 759 |
| | 2. " " | 347 | 95 | 74 | 258 | 87 | 567 | 750 |
| | 3. " " | 337 | | | 240 | | 490 | 712 |
| | 4. " " | 363 | | | 271 | | 572 | |
| | 1. " 1965 | | | | | | | |
| Italien | 1960 | 166 | 189 | 189 | 127 | 132 | 15 | 219 |
| | 1961 | 183 | 223 | 223 | 137 | 154 | 15 | 224 |
| | 1962 | 194 | 254 | 247 | 144 | 174 | 14 | 233 |
| | 1963 | 203 | 280 | 274 | 152 | 201 | 12 | 248 |
| | 1964 | 193 | | | 153 | | 9 | |
| | 1. Vj. 1964 | 50 | 69 | 68 | 37 | 45 | 3 | 55 |
| | 2. " " | 45 | 61 | 58 | 38 | 42 | 2 | 52 |
| | 3. " " | 45 | | | 36 | 34 | 2 | 56 |
| | 4. " " | 53 | | | 42 | | 2 | |
| | 1. " 1965 | | | | | | | |
| Niederlande | 1960 | 169 | 248 | 271 | 124 | 209 | 1 087 | 1 326 |
| | 1961 | 123 | 245 | 268 | 120 | 197 | 1 085 | 1 265 |
| | 1962 | 176 | 236 | 253 | 132 | 197 | 981 | 1 334 |
| | 1963 | 199 | 237 | 257 | 150 | 203 | 976 | 1 396 |
| | 1964 | 218 | | | 157 | | 947 | |
| | 1. Vj. 1964 | 55 | 68 | 79 | 41 | 57 | 247 | 370 |
| | 2. " " | 55 | 72 | 87 | 40 | 52 | 232 | 289 |
| | 3. " " | 52 | | | 37 | 57 | 231 | 306 |
| | 4. " " | 58 | | | 40 | | 243 | |
| | 1. " 1965 | | | | | | | |
| Montanunion | 1960 | 425 | 344 | 326 | 294 | 242 | 1 383 | 1 470 |
| | 1961 | 423 | 357 | 337 | 295 | 247 | 1 329 | 1 388 |
| | 1962 | 416 | 363 | 344 | 294 | 250 | 1 294 | 1 445 |
| | 1963 | 417 | 373 | 349 | 293 | 259 | 1 273 | 1 460 |
| | 1964 | 462 | | | 327 | | 1 275 | |
| | 1. Vj. 1964 | 112 | 98 | 94 | 80 | 69 | 335 | 363 |
| | 2. " " | 115 | 100 | 97 | 82 | 71 | 324 | 335 |
| | 3. " " | 114 | | | 79 | | 295 | 327 |
| | 4. " " | 121 | | | 86 | | 328 | |
| | 1. " 1965 | | | | | | | |
| Großbritannien 4) | 1960 | 472 | 444 | 423 | 332 | 298 | 3 635 | 3 766 |
| | 1961 | 426 | 366 | 350 | 298 | 259 | 3 597 | 3 536 |
| | 1962 | 394 | 344 | 331 | 279 | 231 | 3 728 | 3 662 |
| | 1963 | 428 | 385 | 373 | 303 | 269 | 3 698 | 3 636 |
| | 1964 | 495 | | | 357 | 325 | 3 695 | |
| | 1. Vj. 1964 | 121 | 117 | 113 | 87 | 81 | 977 | 962 |
| | 2. " " | 128 | 117 | 117 | 92 | 84 | 928 | 867 |
| | 3. " " | 120 | 98 | 95 | 86 | 77 | 863 | |
| | 4. " " | 127 | | | 92 | 82 | 927 | |
| | 1. " 1965 | | | | | | | |
| USA 4) | 1960 | 499 | 495 | 498 | 378 | 358 | 2 167 | 1 966 |
| | 1961 | 483 | 485 | 488 | 356 | 347 | 2 061 | 1 885 |
| | 1962 | 478 | 484 | 488 | 357 | 357 | 2 124 | 1 945 |
| | 1963 | 531 | 536 | 540 | 384 | 394 | 2 260 | 2 035 |
| | 1964 | 600 | | | | | 2 322 | |
| | 1. Vj. 1964 | 139 | | | | | 548 | |
| | 2. " " | 150 | | | | | 574 | |
| | 3. " " | 148 | | | | | 568 | |
| | 4. " " | 163 | | | | | 625 | |
| | 1. " 1965 | | | | | | | |

1a), 1b), 2), 3), 4), siehe Seite 26 5) Bundesrepublik und Montanunion einschließlich Berlin (West);

Versorgung ¹⁾ (Walzstahlfertigerzeugnisse nach Sorten)

Maßeinheit: 1000 t

| | Jahr | Montanunion-Länder | | | | | | Vergleichszahlen | |
|---|------|---|--------------------------------------|-----------------------|---------|-------------|-------------|------------------|-----------|
| | | Bundesrepublik ohne Saarland ⁷⁾ | Frankreich ⁸⁾ Saarland | Belgien/ Luxemburg | Italien | Niederlande | MONTANUNION | Großbritannien | USA |
| Eisenbahnoberbaumaterial | | | | | | | | | |
| Erzeugung | 1963 | 968 | 337 | 121 | 151 | - | 1 177 | 305 | 637 |
| Einfuhr ⁶⁾ | " | 9 | 16 | 23 | 83 | 48 | 179 | 0 | 10 |
| Ausfuhr | " | 173 | 124 | 113 | 11 | 5 | 429 | 96 | 65 |
| Versorgung | 1963 | 404 | 229 | 31 | 223 | 43 | 927 | 209 | 582 |
| | 1962 | 337 | 259 | 50 | 325 | 59 | 1 029 | 231 | 526 |
| | 1961 | 382 | 254 | 58 | 264 | 58 | 904 | 356 | 447 |
| | 1960 | 425 | 269 | 31 | 276 | 50 | 1 047 | 412 | 695 |
| | 1959 | 562 | 216 | 54 | 201 | 51 | 1 082 | 287 | 702 |
| Schwere Profile | | | | | | | | | |
| Erzeugung | 1963 | 1 918 | 848 | 943 | 634 | - | 4 343 | 2 055 | 4 879 |
| Einfuhr | " | 259 | 212 | 33 | 229 | 233 | 966 | 0 | 506 |
| Ausfuhr | " | 607 | 279 | 719 | 6 | 4 | 1 615 | 160 | 147 |
| Versorgung | 1963 | 1 570 | 781 | 257 | 857 | 229 | 3 694 | 1 895 | 5 238 |
| | 1962 | 1 616 | 898 | 251 | 788 | 222 | 3 775 | 1 725 | 4 508 |
| | 1961 | 1 707 | 796 | 239 | 550 | 200 | 3 579 | 2 066 | 4 373 |
| | 1960 | 1 663 | 702 | 175 | 494 | 212 | 3 243 | 2 228 | 4 895 |
| | 1959 | 1 313 | 564 | 176 | 375 | 156 | 2 580 | 1 603 | 4 287 |
| Leichte Profile (Stabstahl) | | | | | | | | | |
| Erzeugung | 1963 | 5 122 | 3 315 | 3 079 | 2 848 | 46 | 14 410 | 2 958 | 11 034 |
| Einfuhr | " | 710 | 661 | 131 | 276 | 682 | 2 460 | 201 | 996 |
| Ausfuhr | " | 1 460 | 952 | 2 491 | 68 | 78 | 5 049 | 424 | 109 |
| Versorgung | 1963 | 4 372 | 3 024 | 719 | 3 056 | 650 | 11 821 | 2 735 | 11 921 |
| | 1962 | 4 671 | 3 049 | 598 | 2 584 | 610 | 11 452 | 2 543 | 10 914 |
| | 1961 | 4 993 | 2 892 | 785 | 2 283 | 653 | 11 660 | 2 797 | 10 442 |
| | 1960 | 5 235 | 2 845 | 522 | 1 914 | 642 | 11 158 | 3 211 | 10 792 |
| | 1959 | 4 212 | 2 322 | 584 | 1 545 | 585 | 9 307 | 2 739 | 11 142 |
| Walzdraht | | | | | | | | | |
| Erzeugung | 1963 | 2 216 | 1 622 | 947 | 563 | 132 | 5 480 | 1 497 | 4 197 |
| Einfuhr | " | 481 | 107 | 93 | 143 | 106 | 934 | 80 | 727 |
| Ausfuhr | " | 446 | 631 | 372 | 10 | 48 | 1 507 | 103 | 22 |
| Versorgung | 1963 | 2 251 | 1 098 | 668 | 696 | 190 | 4 903 | 1 474 | 4 902 |
| | 1962 | 2 099 | 984 | 655 | 669 | 178 | 4 589 | 1 357 | 4 594 |
| | 1961 | 2 094 | 1 085 | 568 | 674 | 197 | 4 682 | 1 353 | 4 410 |
| | 1960 | 2 201 | 1 112 | 649 | 594 | 199 | 4 755 | 1 575 | 4 230 |
| | 1959 | 1 794 | 1 023 | 632 | 529 | 181 | 4 159 | 1 229 | 4 601 |
| Bandstahl und Röhrenstr. ²⁾ | | | | | | | | | |
| Erzeugung | 1963 | 2 437 | 1 220 | 1 116 | 549 | 188 | 5 510 | 1 689 | 4 064 |
| Einfuhr | " | 253 | 200 | 16 | 199 | 125 | 795 | 260 | 86 |
| Ausfuhr | " | 256 | 216 | 562 | 13 | 46 | 1 093 | 161 | 83 |
| Versorgung | 1963 | 2 434 | 1 204 | 570 | 735 | 267 | 5 204 | 1 788 | 4 067 |
| | 1962 | 2 502 | 1 123 | 502 | 667 | 216 | 5 010 | 1 398 | 4 127 |
| | 1961 | 2 274 | 1 091 | 336 | 602 | 217 | 4 633 | 1 343 | 4 358 |
| | 1960 | 2 504 | 1 108 | 459 | 610 | 246 | 4 929 | 1 687 | 4 504 |
| | 1959 | 2 154 | 986 | 348 | 422 | 186 | 4 089 | 1 391 | 5 103 |
| Grob- und Mittelbleche ³⁾ | | | | | | | | | |
| Erzeugung | 1963 | 3 825 | 1 461 | 728 | 911 | 406 | 7 329 | 2 594 | 7 423 |
| Einfuhr | " | 469 | 590 | 129 | 530 | 219 | 1 944 | 70 | 249 |
| Ausfuhr | " | 1 267 | 300 | 481 | 48 | 173 | 2 282 | 280 | 127 |
| Versorgung | 1963 | 3 027 | 1 751 | 376 | 1 393 | 452 | 6 991 | 2 384 | 7 545 |
| | 1962 | 3 476 | 1 688 | 366 | 1 499 | 485 | 7 465 | 1 960 | 6 470 |
| | 1961 | 3 307 | 1 813 | 393 | 1 110 | 501 | 7 119 | 2 411 | 6 208 |
| | 1960 | 3 408 | 1 504 | 278 | 883 | 545 | 6 619 | 2 557 | 6 867 |
| | 1959 | 2 981 | 1 283 | 293 | 758 | 405 | 5 721 | 2 099 | 6 581 |
| Feinbleche (unter 3 mm) | | | | | | | | | |
| Erzeugung | 1963 | 3 572 | 3 832 | 1 794 | 1 771 | 982 | 11 952 | 4 859 | 4) 37 190 |
| Einfuhr | " | 1 253 | 528 | 83 | 864 | 204 | 2 935 | 315 | 754 |
| Ausfuhr | " | 807 | 1 616 | 1 502 | 237 | 721 | 4 883 | 1 550 | 846 |
| Versorgung | 1963 | 4 029 | 2 744 | 375 | 2 398 | 465 | 10 004 | 3 624 | 37 098 |
| | 1962 | 3 928 | 2 420 | 310 | 1 868 | 549 | 9 014 | 3 201 | 33 332 |
| | 1961 | 3 290 | 2 201 | 319 | 1 382 | 453 | 7 976 | 2 849 | 32 171 |
| | 1960 | 3 578 | 2 297 | 261 | 1 525 | 497 | 8 151 | 3 816 | 32 673 |
| | 1959 | 2 827 | 1 865 | 219 | 1 061 | 437 | 6 408 | 3 017 | 29 812 |
| Walzstahlfertigerzeugnisse | | | | | | | | | |
| Insgesamt ⁵⁾ | | | | | | | | | |
| Erzeugung | 1963 | 20 759 | 13 030 | 8 730 | 7 704 | 1 752 | 51 975 | 16 312 | 72 706 |
| Einfuhr | " | 3 446 | 2 316 | 511 | 2 323 | 1 616 | 10 210 | 926 | 3 328 |
| Ausfuhr | " | 5 028 | 4 119 | 6 240 | 393 | 987 | 16 767 | 2 774 | 1 399 |
| Versorgung | 1963 | 19 177 | 11 227 | 3 001 | 9 634 | 2 381 | 45 418 | 14 464 | 74 635 |
| | 1962 | 19 613 | 10 829 | 2 740 | 8 661 | 2 319 | 44 162 | 12 794 | 67 692 |
| | 1961 | 19 321 | 10 567 | 2 924 | 7 616 | 2 297 | 42 732 | 12 875 | 65 723 |
| | 1960 | 20 272 | 10 298 | 2 396 | 6 503 | 2 369 | 41 858 | 15 925 | 67 832 |
| | 1959 | 16 814 | 8 628 | 2 313 | 5 054 | 1 998 | 34 807 | 12 716 | 65 575 |

1) Ohne Berücksichtigung der Lagerveränderungen. 2) Erzeugung einschl. Warmbreitband-Fertigerzeugnisse. 3) Einschl. Breitflachstahl. 4) Erzeugung einschl. Coils for cold reduced blackplate and tinplate. 5) Erzeugung einschl. Röhrenrund- und Röhrenvierkantstahl, der oben nicht besonders aufgeführt ist. 6) Einschl. gebr. Schienen. 7) Ab Juli 1959 einschl. Saarland. 8) Ab Juli 1959 ohne Saarland.

Bestände

Maßeinheit: 1000t

| | Jahr Monat | Montanunion-Länder | | | | | | | | Vergleichszahlen | | |
|--|--------------------------------------|---------------------------------|------------------|-------------------|------------|---------------------|---------------------|-------------|---------------------|------------------------|----------|-------|
| | | Bundesrepublik ohne Saarland | Saarland | Belgien | Frankreich | Italien | Luxemburg | Niederlande | MONTANUNION | Großbritannien | USA | |
| Steinkohlen 1) bei den Zechen | 1956 | 700 | 102 | 179 | 4 524 | 2) 29 | - | 259 | 5 793 | 2 996 | 70 768 | |
| | 1957 | 735 | 181 | 1 413 | 4 583 | 50 | - | 312 | 7 273 | 8 708 | 73 281 | |
| | 1958 | 8 565 | 898 | 6 928 | 7 380 | 21 | - | 746 | 24 538 | 19 984 | 69 205 | |
| | 1959 | 10 330 | 1 436 | 7 496 | 10 955 | 111 | - | 864 | 31 193 | 36 245 | 69 129 | |
| | 1960 | 7 148 | | 6 565 | 13 202 | 93 | - | 655 | 27 834 | 29 656 | 66 446 | |
| | 1961 | 8 297 | | 4 394 | 11 618 | 8 | - | 541 | 24 984 | 21 761 | 64 789 | |
| | 1962 | 6 146 | | 1 351 | 8 556 | 43 | - | 537 | 16 720 | 25 765 | 63 223 | |
| | 1963 | 3 776 | | 454 | 6 123 | 68 | - | 378 | 10 885 | 19 920 | 63 578 | |
| | 1964 | 8 629 | | 1 489 | 5 734 | 73 | - | 898 | 17 009 | | | |
| | Juli 64 | 8 524 | | 1 295 | 6 393 | 132 | - | 705 | 17 049 | 20 465 | 59 526 | |
| | Aug. " | 8 180 | | 1 323 | 6 406 | 115 | - | 698 | 16 722 | 20 404 | 61 400 | |
| | Sept. " | 8 297 | | 1 379 | 6 134 | 99 | - | 803 | 16 912 | 21 069 | 65 219 | |
| | Okt. " | 8 577 | | 1 384 | 6 248 | 95 | - | 855 | 17 354 | 21 641 | 68 154 | |
| | Nov. " | 8 599 | | 1 381 | 6 194 | 80 | - | 900 | 17 154 | | | |
| | Dez. " | 8 629 | | 1 489 | 5 734 | 73 | - | 898 | 16 823 | | | |
| | Jan. 65 | 9 560 | | 1 538 | 5 770 | 82 | - | 909 | 17 859 | | | |
| | Febr. " | 11 027 | | 1 620 | 5 778 | 82 | - | 1 048 | 19 555 | | | |
| | März " | | | | | | | | | | | |
| | Apr. " | | | | | | | | | | | |
| | Mai " | | | | | | | | | | | |
| | Juni " | | | | | | | | | | | |
| Koks bei Kokereien | 1956 | 178 | 20 | 87 | 175 | 50 | - | 68 | 578 | | | |
| | 1957 | 622 | 53 | 257 | 448 | 129 | - | 163 | 1 653 | | | |
| | 1958 | 5 316 | 51 | 276 | 708 | 321 | - | 342 | 7 015 | | | |
| | 1959 | 7 062 | 18 | 291 | 688 | 209 | - | 301 | 8 569 | | | |
| | 1960 | 5 475 | | 270 | 576 | 111 | - | 221 | 6 653 | | | |
| | 1961 | 4 973 | | 266 | 732 | 165 | - | 297 | 6 433 | | | |
| | 1962 | 5 077 | | 218 | 757 | 69 | - | 128 | 6 249 | | | |
| | 1963 | 1 665 | | 148 | 430 | 104 | - | 117 | 2 464 | | | |
| | 1964 | 1 083 | | 163 | 695 | 412 | - | 270 | 2 622 | | | |
| | Juli 64 | 1 278 | | 245 | 629 | 339 | - | 243 | 2 734 | | | |
| | Aug. " | 1 430 | | 252 | 704 | 380 | - | 290 | 3 056 | | | |
| | Sept. " | 1 279 | | 221 | 717 | 387 | - | 291 | 2 896 | | | |
| | Okt. " | 1 253 | | 156 | 711 | 380 | - | 287 | 2 787 | | | |
| | Nov. " | 1 199 | | 180 | 714 | 396 | - | 294 | 2 775 | | | |
| | Dez. " | 1 083 | | 163 | 695 | 412 | - | 270 | 2 622 | | | |
| | Jan. 65 | 1 213 | | 153 | 685 | 445 | - | 313 | 2 809 | | | |
| | Febr. " | 1 344 | | 139 | 683 | 450 | - | 340 | 2 956 | | | |
| | März " | | | | | | | | | | | |
| | Apr. " | | | | | | | | | | | |
| | Mai " | | | | | | | | | | | |
| | Juni " | | | | | | | | | | | |
| Eisenerze bei den Gruben | 1961 | 1 273 | | 9 | 6 151 | 620 | 617 | - | 8 670 | | | |
| | 1962 | 1 894 | | 8 | 8 059 | 544 | 694 | - | 11 199 | | | |
| | 1963 | 2 254 | | 12 | 7 710 | 628 | 796 | - | 11 400 | | | |
| | 1964 | 2 219 | | 10 | 7 725 | 615 | 842 | - | 11 411 | | | |
| | Juli 64 | 2 322 | | 8 | 8 134 | 666 | 837 | - | 11 967 | | | |
| | Aug. " | 2 249 | | 8 | 7 432 | 658 | 835 | - | 11 182 | | | |
| | Sept. " | 2 252 | | 6 | 7 602 | 649 | 834 | - | 11 343 | | | |
| | Okt. " | 2 245 | | 8 | 7 688 | 652 | 840 | - | 11 433 | | | |
| | Nov. " | 2 226 | | 9 | 7 651 | 623 | 846 | - | 11 355 | | | |
| | Dez. " | 2 219 | | 10 | 7 725 | 615 | 842 | - | 11 411 | | | |
| | Jan. 65 | 2 192 | | | | | | | | | | |
| | Febr. " | 2 227 | | | | | | | | | | |
| | März " | | | | | | | | | | | |
| | Apr. " | | | | | | | | | | | |
| | Mai " | | | | | | | | | | | |
| | Juni " | | | | | | | | | | | |
| Schrott bei den Hütten | 1961 | 1 451 | | 133 | 821 | 964 | 84 | 105 | 3 558 | 3) 1 590 | 6 634 | |
| | 1962 | 1 398 | | 145 | 683 | 1 062 | 89 | 102 | 3 478 | 1 229 | 6 474 | |
| | 1963 | 1 081 | | 120 | 698 | 851 | 105 | 111 | 2 965 | 1 051 | 5 981 | |
| | 1964 | 1 361 | | 122 | 654 | 698 | 105 | 119 | 3 059 | 1 342 | | |
| | Juli 64 | 1 150 | | 158 | 728 | 718 | 106 | 109 | 2 969 | 1 337 | | |
| | Aug. " | 1 186 | | 153 | 743 | 736 | 111 | 101 | 3 030 | 1 347 | | |
| | Sept. " | 1 289 | | 152 | 749 | 693 | 110 | 99 | 3 092 | 1 401 | | |
| | Okt. " | 1 385 | | 154 | 740 | 653 | 106 | 110 | 3 154 | 1 408 | | |
| | Nov. " | 1 360 | | 142 | 687 | 620 | 106 | 114 | 3 039 | 1 383 | | |
| | Dez. " | 1 361 | | 122 | 654 | 698 | 105 | 119 | 3 059 | 1 342 | | |
| | Jan. 65 | 1 391 | | | | | | | | 1 318 | | |
| | Febr. " | 1 331 | | | | | | | | | | |
| | März " | | | | | | | | | | | |
| | Apr. " | | | | | | | | | | | |
| | Mai " | | | | | | | | | | | |
| | Juni " | | | | | | | | | | | |
| Steinkohlen Briketts und Koks bei Verbrauchern in den Ländern der Montanunion insgesamt | Steinkohlen und Steinkohlen-Briketts | | | | | | | | Koks | | | |
| | Verbraucherguppen | | | | | | | | Verbraucherguppen | | | |
| | Kokereien (Steinkohle) | Brikettfabriken (Steinkohle) | Eisen- bahnen | Elektro- werke | Gewerbe | Eisen- industrie | Ubrige Industrie | Insgesamt | Eisen- Industrie | Ubrige 4) Industrie | zusammen | |
| | 1959 | 2 437 | 370 | 1 308 | 7 345 | 1 161 | 274 | 3 972 | 16 867 | 2 374 | 951 | 3 325 |
| | 1960 | 2 215 | 328 | 987 | 8 263 | 1 223 | 261 | 3 850 | 17 127 | 1 767 | 869 | 2 636 |
| | 1961 | 1 950 | 294 | 906 | 7 391 | 909 | 281 | 3 430 | 15 161 | 1 757 | 804 | 2 561 |
| | 1962 | 1 940 | 249 | 650 | 6 074 | 773 | 327 | 2 857 | 12 870 | 1 597 | 823 | 2 420 |
| | 1963 | 2 053 | 402 | 983 | 9 251 | 1 093 | 338 | 3 690 | 17 810 | 1 368 | 797 | 2 165 |
| | 1964 | | | | | | | | | | | |
| | März 64 | 2 219 | 627 | 1 092 | 8 417 | 1 111 | 317 | 3 426 | 17 209 | 1 376 | 767 | 2 143 |
| | Juni " | 2 246 | 679 | 1 139 | 9 319 | 1 154 | 386 | 3 512 | 18 435 | 1 384 | 745 | 2 129 |
| | Sept. " | 2 274 | 628 | 1 181 | 9 372 | 1 309 | 361 | 3 675 | 18 800 | | | |
| | Dez. " | 2 000 | 551 | 1 027 | 9 193 | 1 139 | 375 | 3 597 | 17 882 | | | |
| | März 65 | | | | | | | | | | | |
| | Juni " | | | | | | | | | | | |

1) Ohne Einsatzkohle bei Zechenkokereien. 2) Nur Sulcis. 3) Bestände insgesamt. 4) Ohne Belgien.

Belegschaft und Leistung

| Jahr Monat | Montanunion-Länder | | | | | | | | Vergleichszahlen | |
|---------------|---------------------------------|----------|------------|---------|---------|-----------|-------------|-------------|------------------|-----|
| | Bundesrepublik ohne Saarland | Saarland | Frankreich | Belgien | Italien | Luxemburg | Niederlande | MONTANUNION | Großbritannien | USA |

Beschäftigte im Steinkohlen-Bergbau Insgesamt in 1000

| | | | | | | | | | | |
|---------|-------|--|-------|------|-----|---|------|-------|--|--|
| 1962 | 433,6 | | 199,7 | 91,0 | 3,4 | - | 57,3 | 785,0 | | |
| 1963 | 412,0 | | 193,6 | 90,6 | 3,2 | - | 55,9 | 755,3 | | |
| 1964 | 398,5 | | | | | | | | | |
| März 64 | 410,6 | | 190,2 | 90,1 | 3,1 | - | 55,4 | 749,4 | | |
| Juni " | 407,7 | | 190,0 | 90,0 | 3,1 | - | 55,5 | 746,2 | | |
| Sept. " | 400,3 | | 185,9 | 89,7 | 3,1 | - | 55,6 | 734,6 | | |
| Dez. " | 398,5 | | | | | | | | | |
| März 65 | | | | | | | | | | |
| Juni " | | | | | | | | | | |
| Sept. " | | | | | | | | | | |

Arbeiter a) insgesamt b) unter Tage in 1000

| | a | b | a | b | a | b | a | b | a | b | a | b | a | b | a | b | a | b | a | b |
|---------|-------|-------|------|------|-------|-------|-------|------|-----|-----|---|---|------|------|-------|-------|-------|-------|---|---|
| 1958 D | 473,9 | 326,6 | 56,5 | 38,4 | 209,3 | 140,3 | 132,4 | 98,3 | 3,7 | 2,7 | - | - | 56,2 | 31,1 | 932,0 | 637,3 | 698,1 | 560,0 | . | . |
| 1959 " | 424,5 | 289,3 | 53,1 | 36,7 | 202,5 | 135,6 | 114,7 | 84,4 | 3,6 | 2,6 | - | - | 53,8 | 29,5 | 852,2 | 578,1 | 659,9 | 534,0 | . | . |
| 1960 " | 437,2 | 297,0 | 3) | 3) | 187,9 | 124,6 | 97,3 | 71,6 | 3,4 | 2,2 | - | - | 51,1 | 28,2 | 776,9 | 532,6 | 598,3 | 482,0 | . | . |
| 1961 " | 412,5 | 288,0 | | | 179,7 | 119,0 | 84,2 | 61,2 | 3,2 | 2,0 | - | - | 49,2 | 27,4 | 728,8 | 487,8 | 571,0 | 454,0 | . | . |
| 1962 " | 382,4 | 265,5 | | | 175,4 | 117,6 | 80,7 | 59,8 | 2,9 | 1,7 | - | - | 49,3 | 26,3 | 690,7 | 460,6 | 551,0 | 437,0 | . | . |
| 1963 " | 362,1 | 248,1 | | | 169,8 | 115,1 | 80,4 | 58,1 | 2,8 | 1,7 | - | - | 48,0 | 25,8 | 662,9 | 442,3 | 524,0 | 416,0 | . | . |
| 1964 " | | 237,7 | | | | 111,1 | | 59,8 | | 1,1 | - | - | | 25,2 | | | | | . | . |
| 1965 " | | | | | | | | | | | - | - | | | | | | | . | . |
| März 64 | 360,9 | 241,9 | | | 166,4 | 111,8 | 80,0 | 59,4 | 2,7 | 1,4 | - | - | 47,4 | 25,2 | 657,5 | 439,7 | 506,0 | 403,0 | . | . |
| Juni " | 357,6 | 238,0 | | | 166,3 | 112,2 | 79,9 | 60,0 | 2,7 | 1,0 | - | - | 47,5 | 25,4 | 654,0 | 436,6 | 499,0 | 397,0 | . | . |
| Sept. " | 350,3 | 233,4 | | | 162,3 | 108,6 | 79,7 | 59,8 | 2,7 | 0,8 | - | - | 47,6 | 25,1 | 642,6 | 427,6 | 492,0 | | . | . |
| Dez. " | | 233,4 | | | | 111,1 | | 60,7 | | 0,8 | - | - | | 25,1 | | | | | . | . |
| März 65 | | | | | | | | | | | - | - | | | | | | | . | . |
| Juni " | | | | | | | | | | | - | - | | | | | | | . | . |
| Sept. " | | | | | | | | | | | - | - | | | | | | | . | . |

Arbeiter im Eisenerz-Bergbau a) insgesamt b) unter Tage in 1000

| | | | | | | | | | | | | | | | | | | | | |
|---------|------|------|--|--|------|------|-----|-----|-----|-----|-----|-----|---|---|------|------|-----|---|---|---|
| 1958 | 19,4 | 13,2 | | | 24,2 | 17,9 | 0,1 | 0,1 | 3,0 | 1,1 | 2,2 | 1,1 | - | - | 49,0 | 33,4 | 4,1 | . | . | . |
| 1959 | 17,8 | 19,1 | | | 23,7 | . | . | . | 2,9 | . | 2,1 | . | - | - | 46,5 | 31,5 | 3,9 | . | . | . |
| 1960 | 16,8 | . | | | 23,2 | . | . | . | 2,9 | . | 2,1 | . | - | - | 44,9 | 30,2 | 3,8 | . | . | . |
| 1961 | 15,6 | . | | | 22,6 | . | . | . | 2,8 | . | 2,0 | . | - | - | 43,0 | 29,0 | 3,6 | . | . | . |
| 1962 | 11,9 | . | | | 21,6 | . | . | . | 2,5 | . | 1,9 | . | - | - | 37,9 | 25,3 | 3,1 | . | . | . |
| 1963 | 9,1 | . | | | 19,3 | . | . | . | 2,0 | . | 1,8 | . | - | - | 32,3 | 21,2 | 3,0 | . | . | . |
| 1964 | | | | | | | | | | | | | | | | | | | | |
| 1965 | | | | | | | | | | | | | | | | | | | | |
| März 64 | 8,7 | . | | | 18,6 | . | . | . | 2,0 | . | 1,8 | . | - | - | 31,0 | 20,4 | | | | |
| Juni " | 8,2 | . | | | 18,2 | . | . | . | 1,9 | . | 1,7 | . | - | - | 30,0 | 19,8 | | | | |
| Sept. " | 7,8 | . | | | 18,0 | . | . | . | 1,6 | . | 1,7 | . | - | - | 29,2 | 19,2 | | | | |
| Dez. " | | | | | | | | | | | | | | | | | | | | |
| März 65 | | | | | | | | | | | | | | | | | | | | |
| Juni " | | | | | | | | | | | | | | | | | | | | |
| Sept. " | | | | | | | | | | | | | | | | | | | | |

Arbeiter in der Eisen schaffenden Industrie

| | | | | | | | | | | |
|---------|---------|--------|---------|--------|--------|--------|--------|---------|------------|---------|
| 1959 | 175 884 | 28 524 | 127 742 | 53 258 | 50 776 | 19 292 | 8 991 | 464 467 | 1) 229 720 | 399 738 |
| 1960 | 214 810 | | 131 690 | 54 442 | 52 897 | 19 353 | 9 261 | 482 453 | 4) 261 150 | 449 888 |
| 1961 | 212 119 | | 131 569 | 54 120 | 56 349 | 19 444 | 9 750 | 483 351 | 249 360 | 405 924 |
| 1962 | 208 926 | | 129 081 | 52 695 | 59 713 | 19 176 | 9 875 | 479 466 | 236 850 | 402 662 |
| 1963 | 200 306 | | 129 413 | 51 832 | 58 561 | 19 065 | 10 149 | 469 326 | 227 390 | 405 536 |
| 1964 | 206 174 | | | | | | | | | |
| 1965 | | | | | | | | | | |
| März 64 | 203 692 | | 129 855 | 52 195 | 58 135 | 19 228 | 10 508 | 473 613 | | |
| Juni " | 204 186 | | 129 961 | 52 840 | 57 736 | 19 581 | 10 640 | 474 944 | | |
| Sept. " | 205 944 | | 130 904 | 53 427 | | 19 761 | 11 046 | | | |
| Dez. " | 206 174 | | | | | | | | | |
| März 65 | | | | | | | | | | |
| Juni " | | | | | | | | | | |
| Sept. " | | | | | | | | | | |

Schichtleistung im Steinkohlen-Bergbau je Mann unter Tage in kg

| | | | | | | | | | | |
|----------|-------|-------|-------|-------|-------|---|-------|-------|-------|----------|
| 1959 | 1 845 | 1 851 | 1 717 | 1 388 | 1 164 | - | 1 617 | 1 743 | 1 886 | 2) 9 145 |
| 1960 | 2 057 | | 1 798 | 1 577 | 1 346 | - | 1 789 | 1 917 | 1 971 | 9 653 |
| 1961 | 2 207 | | 1 878 | 1 714 | 1 573 | - | 2 055 | 2 059 | 2 057 | 10 349 |
| 1962 | 2 372 | | 1 922 | 1 818 | 1 676 | - | 2 070 | 2 174 | 2 211 | 10 857 |
| 1963 | 2 521 | | 1 958 | 1 820 | 2 000 | - | 2 087 | 2 272 | 2 338 | 11 591 |
| 1964 | 2 613 | | 2 046 | 1 763 | 2 524 | - | 2 140 | 2 332 | | |
| 1965 | | | | | | | | | | |
| Okt. 64 | 2 613 | | 2 040 | 1 730 | 3 320 | - | 2 061 | 2 316 | 2 485 | |
| Nov. " | 2 635 | | 2 075 | 1 723 | 3 382 | - | 2 132 | 2 340 | 2 520 | |
| Dez. " | 2 679 | | 2 016 | 1 750 | 3 350 | - | 2 169 | 2 357 | | |
| Jan. 65 | 2 696 | | | | | | | | | |
| Febr. " | 2 723 | | | | | | | | | |
| März " | | | | | | | | | | |
| April " | | | | | | | | | | |
| Mai " | | | | | | | | | | |
| Juni " | | | | | | | | | | |
| Juli " | | | | | | | | | | |
| August " | | | | | | | | | | |
| Sept. " | | | | | | | | | | |
| Okt. " | | | | | | | | | | |
| Nov. " | | | | | | | | | | |
| Dez. " | | | | | | | | | | |

1) Einschl. Röhrenwerke. 2) Leistung der Arbeiter insgesamt bei Tiefbausechen. 3) In der Bundesrepublik enthalten.
4) Jahresmitte.

