


Statistisches Bundesamt

Federal Statistical Office

Foreign Trade according to the Standard International Trade Classification (SITC-Rev.3) — Special Trade

1995



Statistisches Bundesamt
Federal Statistical Office

Foreign Trade according to the Standard International Trade Classification (SITC-Rev.3) – Special Trade

1995

Statistisches Bundesamt
Bibliothek - Dokumentation - Archiv

**METZLER
POESCHEL**

Published by: Federal Statistical Office, Wiesbaden



Information: Federal Statistical Office
General Information Service
65180 Wiesbaden
• Phone: 06 11 / 75 24 05
• Fax: 06 11 / 75 33 30
• T-Online (Btx): * 48484#
• Internet: <http://www.statistik-bund.de>

Zweigstelle Berlin (Branche Office)
Postfach 276, 10124 Berlin
• Phone: 030 / 23 24 68 66
• Fax: 030 / 23 24 68 72

Distribution: Metzler-Poeschel, Stuttgart

Delivery: SFG – Servicecenter Fachverlage GmbH
Postfach 43 43
72774 Reutlingen
Phone: 0 70 71 / 93 53 50
Fax: 0 70 71 / 3 36 53

Periodicity: annually

Published in October 1997

Price: DM 35,40

Order Number: 6370010 - 95700

© Statistisches Bundesamt, Wiesbaden 1997

All rights reserved. In particular, no part of this publication may, for commercial purposes, be translated, reproduced or copied, recorded on microfilm/microfiche or stored in retrieval systems without the prior explicit permission of the Federal Statistical Office.

100 % recycled paper.

Contents

	Page
Introduction	4
Geographical Nomenclature for the Foreign Trade Statistics of the Federal Republic of Germany	8
Alphabetical Index of Countries for Table 7	10
Chart: Index of Current Value, Volume and Average Value of Imports and Exports (Special Trade)	12
Tables:	
1 Development of Current Value and Volume (Base 1980) of Imports and Exports (Special Trade) by Sections of the SITC-Rev. 3	
1.1 Imports by Groups of Countries in 1 000 DM	14
1.2 Exports by Groups of Countries in 1 000 DM	16
2 Index of Current Value, Volume and Average Value of Imports and Exports (Special Trade) by Sections of the SITC-Rev. 3 (1980 = 100)	
2.1 Total	18
2.2 EC-Countries	20
2.3 Other Countries	22
3 Imports and Exports (Special Trade) by Sections and Divisions of the SITC-Rev. 3	
3.1 Imports	24
3.2 Exports	25
4 Imports and Exports (Special Trade) by Groups and Subgroups of SITC-Rev. 3	
4.1 Imports	26
4.2 Exports	41
5 Imports and Exports (Special Trade) by Continents and Countries (Countries of Production and Consumption)	56
6 Imports and Exports (Special Trade) by Groups of the SITC-Rev. 3 and by Countries of Production and Consumption	59
7 Imports and Exports (Special Trade) by Countries of Production and Consumption and by Groups of the SITC-Rev. 3	244

The data in the summary presentations relate to the Federal Republic of Germany according to the territory until 3 October 1990; they include Berlin-West.

The data in the main table relate to the Federal Republic of Germany according to the territory since 3 October 1990.

Symbols and Abbreviations

- 0 = Less than half of 1 at the last occupied digit, but more than nil
- = Category not applicable
- . = Figure unknown or not to be disclosed
- x = Tabular group blocked, information not meaningful
- n.e.s. = Not elsewhere stated

Introduction

1 General explanations

1.1 Legal bases

Foreign trade statistics are based especially on the following legislation:

- Law on Statistics for Federal Purposes (Federal Statistics Law – BStatG) of 22 January 1987 (Federal Law Gazette, Part I, pp. 462, 565) last amended by Article 6, para. 36 of the Law of 27 December 1993 (Federal Law Gazette, Part I, p. 2378)
- Law on Statistics on Cross-Border Trade in Goods (Foreign Trade Statistics Law – AHStat-Ges) adjusted as published in Federal Law Gazette, Part III, item 7402-1, amended by Article 9 of the First Statistics Adjustment Law of 14 March 1980 (Federal Law Gazette, Part I, p. 294)
- Ordinance for the Implementation of the Law on Statistics on Crossing-Border Trade in Goods (Foreign Trade Statistics – Implementing Ordinance) as published on 29 July 1994 (Federal Law Gazette, Part I, p. 1993)
- Council Regulation (EC) No 1172/95 of 22 May 1995 on statistics relating to the trading of goods of the Community and its Member States with Third Countries (OJ no L 118, 1995, p. 10)
- Council Regulation (EEC) No 3330/91 of 7 November 1991 on the statistics relating to the trading of goods between Member States (OJ no L 316, 1991, p. 1)
- Commission Regulation (EEC) No 3046/92 of 22 October 1992 laying down provisions implementing and amending Council Regulation (EEC) No 3330/91 (OJ no L 307, 1992, p. 27)
- Council Regulation (EEC) No 854/93 of 5 April 1993 on transit statistics and storage statistics relating to the trading of goods between Member States (OJ no L 90, 1993, p. 1)

1.2 Subject-Matter

Subject-Matter of the foreign trade statistics of the Federal Republic of Germany is the frontier crossing trade in goods of the statistical territory with foreign countries.

Foreign countries for the purposes of foreign trade statistics are the territories outside the statistical territory and outside the new Länder and Berlin-East.

Foreign trade statistics do not include the trade in goods between the statistical territory and the new Länder and Berlin-East. It is shown in separate statistics published as Series 6 in Subject-Matter Series 6 (Commerce, Hotel and Restaurant Industry, Tourism).

1.3 Statistical territory

The statistical territory of foreign trade statistics comprises the Federal Republic of Germany (excl. the customs exclave of Büsingen) incl. Berlin (West) and the Austrian communities of Jungholz and Mittelberg (as customs enclaves).

1.4 Declaration

The results of foreign trade statistics are generally based on the data provided by importers and exporters. The declaration for purposes of foreign trade statistics is a rule effected using the forms "Einfuhranmeldung" (Import declaration) and "Ausfuhrerklärung zugleich Ausfuhranmeldung" (Notification of exports and export declaration).

1.5 Trade system

The frontier crossing goods traffic is shown in foreign trade statistics as general trade and as special trade. Special trade essentially comprises those commodities which entered the statistical territory for use, contively, originated from production, working or manufacturing in the statistical territory and have been exported.

2 Special trade

2.1 The data of the present publication relate to special trade which comprises

2.1.1 in imports

- the direct importation of goods into free circulation, for inward processing under customs control ("Eigenveredelung" - processing of goods Germans for German account - and "Lohnveredelung" - processing of goods by Germans for foreign account), after outward processing under customs control, and also repair trade,
- the importation of foreign goods leaving customs warehouses into the above mentioned types of imports; as warehouses in the meaning of foreign trade statistics are considered free port storage warehouses), aswell as some special cases.

2.1.2 in exports

- the exportation of goods from free circulation, after customs-approved inward processing ("Eigenveredelung" - processing of goods by Germans for German account - and "Lohnveredelung" - processing of goods by Germans for

foreign account), for customs-approved outward processing, and also repair trade.

shipping procedures by railway or with the TIR procedure, have not yet left the statistical territory.

2.2 Ships' and aircraft stores

As ships' and aircraft stores are shown in special trade the delivery of foreign goods leaving customs warehouses for the needs of outward-bound German seagoing vessels and aircraft (as imports), as well as the delivery of goods from free circulation and inward processing for the needs of outward-bound foreign ships and aircraft stores as imports is also the delivery of foreign goods leaving customs warehouses for the supply of German seagoing ships and aircraft in foreign ports/airports. The relevant data are included in the types of importation and/or exportation mentioned in Section 2.1.1 and 2.1.2 respectively.

2.3 Exemptions and simplification

The results of foreign trade statistics do not comprise goods and transport operations which according to Art. 31 of the Ordinance for the Implementation of the Law on Statistics on Frontier Crossing in Goods (AHStatDV) are exempted from declaration, such as since October 1989 shipments of industrial goods of a value of up to DM 1 000 inclusive (previously DM 500) and of food and agricultural goods of a value of up to DM 200 inclusive (previously DM 100), provided the weight of the shipment does not exceed 1,000 kg; presents of a value of DM 1 000 inclusive per shipment; silver and gold for international payments; diplomatic and consular goods; up to 1975 electric power.

Not included either are goods imported or exported by the foreign armed forces stationed in the Federal Republic of Germany.

2.4 Reference month

As far as the presentation of foreign trade as special trade is concerned, direct imports and exports are generally shown in the month they crossed the border, while importations of goods entering customs warehouses, on the other hand, are shown only at the time of their importation from customs warehouses. Due to unavoidable delays in the submission of the declaration, and also because of the necessity to clear up doubtful items, it is possible to some, though to a rather small extent that imports and exports are shown in a later reporting period. On the other hand, the export figures may also comprise shipments which, with the combined shipping procedure, with the simplified combined

2.5 Commodity classification

The grouping of commodities is shown according to the Standard International Trade Classification, Revision 3 (abbreviated title: SITC-Rev. 3; Statistical Papers, Series M, No. 34/Rev. 3).

According to a decision of the Council of the European Communities taken on 9 December 1985 (75/767 EEC), this revised version of the SITC will be used in the member countries as of January 1978. It replaces the first revised 1961 version of the Standard International Trade Classification (SITC, Revised).

As against the first revised version, the SITC-Rev. 3 contains numerous changes and, in part, considerable extensions and has also been reconciled with the Nomenclature of the Customs Cooperation Council - CCCN - (formerly "Brussels Tariff Nomenclature") in such a manner that the smallest components (5 - digit SITC - positions) are corresponding to the tariff numbers of this nomenclature, of parts of such tariff numbers.

Details concerning the allocation of commodities can be seen from a correlation of the positions of the SITC-Rev. 3 with the Commodity Classification for Foreign Trade Statistics which can be obtained as a special print direct from the Federal Statistical Office, Postfach 55 28, D-65180 Wiesbaden. This correlation is further published as Annex 1 in the annual issue of Series 1 of Subject - Matter Series 7.

In the present report, the figures shown are for all reporting periods presented according to the new version of the SITC-Rev. II.

For many items the commodity descriptions have been abbreviated. The complete wording can be seen from the original version of the SITC, Rev. II, of the United Nations.

Deviating therefrom, postal packages (911) are classified in German foreign trade statistics according to their contents. Gold coins are covered by group 972; other coins (961) used as legal tender are not contained in the figures of foreign trade statistics.

Foreign Trade of electric energy comprises the financial settlements (incl. some special cases) and is shown throughout in Mwh.

See also the article "Neue Warennomenklaturen für die Außenhandelsstatistik ab 1988" (New nomenclatures of goods for foreign trade statistics in "Wirtschaft und Statistik") No. 5/1987, p. 396 ff. -

2.6 Presentation

In Table 6 only those countries for which the reported value of imports or exports was at least \$ 30,000 are presented under the individual groups. Table 7 presents under the various countries merely those groups of the SITC, for which the reported value for imports or exports was at least \$ 30,000 in the year concerned.

Where the country of origin is not known, it will be replaced by the country of consignment. The country of consignment is the country from which the goods were shipped into the statistical territory without being subjected to consecutive stays or legal operations in the countries of transit other than those in connection with their shipment.

With regard to exports, that country is shown as the country of destination in which the goods shall be used or consumed, worked or manufactured. Were the country of destination is not known, it will be the last known country into which the goods are to be shipped that will be considered as the country of destination.

2.7 Partner countries

Since January 1996, the "Alphabetic Index of Countries for Foreign Trade Statistics" has included 227 countries and areas (see annex).

With regard the imports the country of origin is represented, i.e. the country in which the goods were entirely obtained or produced or underwent their final, essential and economically justified treatment or processing. There apply the definitions of Title II, Chapter 2 of Council Regulation (EEC) No. 2913/92 of 12 October 1992 (OJ no L 302 p. 1). If the country of origin is unknown, the country of dispatch is used instead. The country of dispatch is the country from which the goods were routed to the statistical territory without any halt or legal transaction not connected with their transport having occurred in a country of transit.

With regard to exports the country of destination is represented, i.e. the country in which the goods are to be used/consumed or treated/processed. If the country of destination is unknown, it is considered to be the last country to which it is known that the goods are to be routed.

2.8 Quantities

The quantity data (deciton - dt = 100 kg) refer to the net weight of the goods, or the net weight incl. retail packaging, respectively.

2.9 Values

The values are presented in DM 1,000 and in \$ 1,000. As a general principle, they relate to the

value free at border which, independently of the currency shown on the invoice, must always be declared and recorded in DM. This is the value free at border of the statistical territory, and, as imports are concerned, the duties on entry are excluded. In the case of exportation or importation after processing, always the full value of the goods including processing and distribution costs is shown.

The values published in \$ 1,000 have been subsequently computed for imports and exports from the DM values. For this purpose, the following conversion rates were applied.:

As from year month	DM for 1 US-\$	As from year month	DM for 1 US-\$
1990		1991	
January	1,69	January	1,51
February	1,68	February	1,48
March	1,70	March	1,60
April	1,69	April	1,70
May	1,66	May	1,72
June	1,68	June	1,78
July	1,64	July	1,79
August	1,57	August	1,75
September	1,57	September	1,70
October	1,52	October	1,69
November	1,49	November	1,63
December	1,49	December	1,57
1992		1993	
January	1,58	January	1,62
February	1,62	February	1,64
March	1,67	March	1,65
April	1,65	April	1,60
May	1,62	May	1,61
June	1,58	June	1,65
July	1,49	July	1,71
August	1,45	August	1,70
September	1,44	September	1,62
October	1,48	October	1,64
November	1,59	November	1,70
December	1,58	December	1,71
1994		1995	
January	1,74	January	1,53
February	1,74	February	1,50
March	1,69	March	1,41
April	1,70	April	1,38
May	1,66	May	1,41
June	1,63	June	1,40
July	1,57	July	1,39
August	1,56	August	1,45
September	1,56	September	1,46
October	1,52	October	1,41
November	1,54	November	1,42
December	1,57	December	1,44

Deviations from the specific conversion ratio may be due to rounding of the partial figures of which the figures shown here are composed.

2.10 Volume, indices, terms of trade

The volume is determined by multiplying the quantity of the reference month (per commodity

number and group of countries) which the unit value of the base year (per commodity number and group of countries). The required base unit values are calculated by dividing the actual values of the base year (per commodity number and group of countries) by the relevant quantities. The volume index indicates what the imports/exports would have been in the reference period if the unit values of the base year had remained constant.

The current value index shows the development of the nominal values as related to the base period. The volume index (according to Laspeyres) represents the development of foreign trade, adjusted for changes of the unit value. The unit value index (according to Paasche) informs about the movement of import and export unit values on the basis of the frontier crossing values. The terms of trade indicate how the purchasing power of an export unit, as measured in import units, has changed against the base year.

Index formulae:

- Current value index
$$V_{o,n} = \frac{p_n \cdot q_n}{p_o \cdot q_o} \cdot 100$$

- Volume index:

(according to Laspeyres)
$$Q_{o,n} = \frac{p_o \cdot q_n}{p_o \cdot q_o} \cdot 100$$

- Unit value index:

(according to Paasche)
$$P_{o,n} = \frac{p_n \cdot q_n}{p_o \cdot p_n} \cdot 100$$

- Terms of trade:
$$ToT = \frac{p_{o,n}}{p_{o,n}^{(m)}} \cdot 100$$

(real change relationship)

p = unit value per commodity number and group of countries, q = quality per commodity number and group of countries, o = base period, n = reference period

$p_{o,n}^{(x)}$ = index of export unit values, $p_{o,n}^{(m)}$ = index of import unit values.

See in this connection the article: "Neuberechnung des Außenhandelsvolumens und der Außenhandelsindizes of Basis 1980" in "Wirtschaft und Statistik", No. 2/1984, p. 155 ff.

2.11 Publications and information service

Rather detailed figures of foreign trade statistics are being published in Series 2 to 8 and S of Sub-

ject-Matter Series 7, entitled "Außenhandel" (Foreign trade).

Moreover, figures of still greater detail may be obtained against reimbursement of costs in the form of table extracts from the Federal Statistical Office, P.O.B. 5528, D-65180 Wiesbaden. Out of the great number of possible tabulations, the following should be mentioned:

Imports and exports by commodity number, countries of origin and of destination, types of imports and of exports,

Imports by code numbers, countries of origin and types of imports,

Imports/exports by sections, divisions, groups, sub-groups or items of the SITC and countries of origin/destination,

Imports/exports by trading countries and by countries of origin/destination as well as by commodity subgroups of food industry and the industrial economy,

Imports entering customs warehouses, imports leaving customs warehouses and exports leaving customs warehouses by commodity numbers and countries,

Imports according to branches of transport, border sections, countries of origin and of destination as well as commodity of food industry and the industrial economy.

A detailed description of the methodology of foreign trade statistics is contained in the publication "Außenhandel und Statistik" (Foreign Trade and Statistics) of the series "Zahl und Leben" (Figures and Life), No. 7 also published by Messrs. W. Kohlhammer.

See also the article "Methodische, systematische und anmeldetechnische Änderungen in der Außenhandelsstatistik ab 1988" (Changes of methodology, classification and declaration techniques in foreign trade statistics as from 1988) in "Wirtschaft und Statistik", No. 10/1986, p. 773 ff.

3 Notes

The figures for 1991 are definite results. For the results of earlier reference periods always applies the "Introductory Note" (Vorbemerkung) of the relevant report. "The figures include trade with other Member-States which can not be published in Break-down by Partner Country."

Geographical Nomenclature for the Foreign Trade Statistics of the Federal Republic of Germany

EUROPE

Community

- 001 France (incl. Monaco)
- 002 Belgium a. Luxembourg
- 003 Netherlands
- 005 Italy
- 006 United Kingdom (Great Britain, Northern Ireland, Isle of Man, British Channel Islands)
- 007 Ireland
- 008 Denmark
- 009 Greece
- 010 Portugal (incl. Azores a. Madeira)
- 011 Spain
Spanisch territories not included in the customs or statistical territory
- 021 Canary Islands
- 022 Ceuta a. Melilla

Other European Countries

- 024 Iceland
- 027 Svalbard
- 028 Norway
- 030 Sweden
- 032 Finland
- 037 Liechtenstein
- 038 Austria (excl. Jungholz a. Mittelberg)
- 039 Switzerland
- 041 Faroe Islands
- 043 Andorra
- 044 Gibraltar
- 045 Vatican City State
- 046 Malta
- 047 San Marino
- 052 Turkey
- 053 Estonia
- 054 Latvia
- 055 Lithuania
- 060 Poland
- 061 Czech Republic
- 063 Slovakia
- 064 Hungary
- 066 Romania
- 068 Bulgaria
- 070 Albania
- 072 Ukraine
- 073 Belarus
- 074 Moldova
- 075 Russia
- 076 Georgia
- 077 Armenia
- 078 Azerbaijan

- 079 Kazakhstan
- 080 Turkmenistan
- 081 Uzbekistan
- 082 Tadjikistan
- 083 Kyrgyzstan
- 091 Slovenia
- 092 Croatia
- 093 Bosnia a. Herzegovina
- 094 Serbia a. Montenegro
- 096 Macedonia

AFRICA

North Africa

- 204 Morocco
- 208 Algeria
- 212 Tunisia
- 216 Libya
- 220 Egypt
- 224 Sudan

West Africa

- 228 Mauritania
- 232 Mali
- 236 Burkina Faso
- 240 Niger
- 244 Chad
- 247 Cape Verde
- 248 Senegal
- 252 Gambia
- 257 Guinea Bissau
- 260 Guinea
- 264 Sierra Leone
- 268 Liberia
- 272 Côte d'Ivoire
- 276 Ghana
- 280 Togo
- 284 Benin
- 288 Nigeria

Central, East and South Africa

- 302 Cameroon
- 306 Central African Republic
- 310 Equatorial Guinea
- 311 Sao Tomé a. Príncipe
- 314 Gabon
- 318 Congo
- 322 Zaire
- 324 Rwanda
- 328 Burundi

- 329 St. Helena a. dependencies
- 330 Angola
- 334 Ethiopia
- 336 Eritrea
- 338 Djibouti
- 342 Somalia
- 346 Kenya
- 350 Uganda
- 352 Tanzania
- 355 Seychelles a. dependencies
- 357 British Indian Ocean Territory (Chagos Archipelago)
- 366 Mozambique
- 370 Madagascar
- 372 Réunion
- 373 Mauritius
- 375 Comoros
- 377 Mayotte
- 378 Zambia
- 382 Zimbabwe
- 386 Malawi
- 388 South Africa
- 389 Namibia
- 391 Botswana
- 393 Swaziland
- 395 Lesotho

AMERIKA

North America

- 400 United States of America (incl. Puerto Rico)
- 404 Canada
- 406 Greenland
- 408 St Pierre a. Miquelon

Central and South Amerika

- 412 Mexiko
- 413 Bermuda
- 416 Guatemala
- 421 Belize
- 424 Honduras
- 428 El Salvador
- 432 Nicaragua
- 436 Costa Rica
- 442 Panama
- 446 Anguilla
- 448 Cuba
- 449 St. Christoph a. Nevis
- 452 Haiti
- 453 Bahamas
- 454 Turks a. Caicos Islands
- 456 Dominican Republic
- 457 Virgin Islands of the United States

further:

Central and South America

458 Guadeloupe
459 Antigua a. Barbuda
460 Dominica
462 Martinique
463 Cayman Islands
464 Jamaica
465 St. Lucia
467 St. Vincent
468 British Virgin Islands
469 Barbados
470 Montserrat
472 Trinidad a. Tobago
473 Grenada
474 Aruba
478 Netherlands Antilles
(Curacao, etc.)
480 Colombia
484 Venezuela
488 Guyana
492 Suriname
496 French Guiana
500 Ecuador
504 Peru
508 Brazil
512 Chile
516 Bolivia
520 Paraguay
524 Uruguay
528 Argentina
529 Falkland Islands a. dependencies

ASIA

Near and Middle East

600 Cyprus
604 Lebanon

608 Syria
612 Iraq
616 Iran
624 Israel
625 Autonom Territory
(Gaza and Jericho)
628 Jordan
632 Saudi Arabia
636 Kuwait
640 Bahrain
644 Qatar
647 United Arab Emirates
649 Oman
653 Yemen

Other Asian Countries

660 Afghanistan
662 Pakistan
664 India (incl. Sikkim)
666 Bangladesh
667 Maldives
669 Sri Lanka (Ceylon)
672 Nepal
675 Bhutan
676 Myanmar
680 Thailand
684 Laos
690 Vietnam
696 Cambodia
700 Indonesia
701 Malaysia (Malaya, Sabah, Sarawak)
703 Brunei
706 Singapore
708 Philippines
716 Mongolia
720 China
724 North Korea
728 South Korea
732 Japan
736 Taiwan

740 Hong Kong
743 Macao

AUSTRALASIA, OCEANIA AND OTHER TERRI- TORIES

800 Australia
801 Papua New Guinea
802 Australian Oceania (Heard a. McDonald Islands, Cocos Islands, Christmas a. Norfolk Islands)
803 Nauru
804 New Zealand
806 Solomon Islands
807 Tuvalu
809 New Caledonia a. dependencies
810 American Oceania
811 Wallis a. Futuna Islands
812 Kiribati
813 Pitcairn
814 New Zealand Oceania (Tokelau a. Niue Islands); Cook Islands
815 Fiji
816 Vanuatu
817 Tonga
819 Western Samoa
820 Northern Mariana Islands
822 French Polynesia
823 Federated States of Micronesia
824 Marshall Islands
825 Belau
890 Polar Regions

MISCELLANEOUS

950 Stores a. provision
958 Countries a. territories not determined

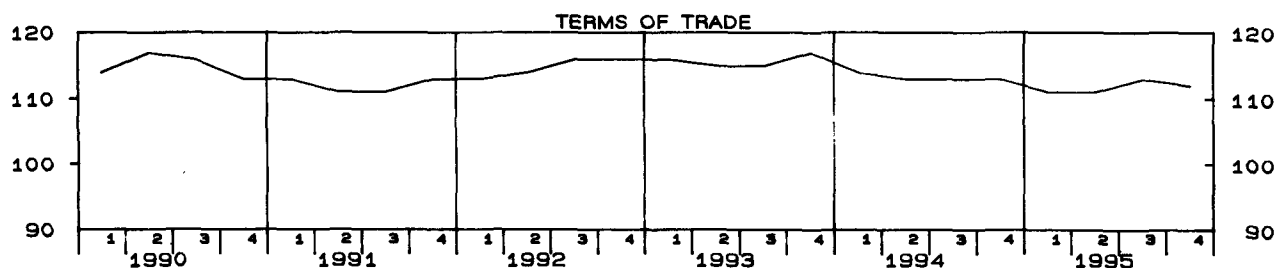
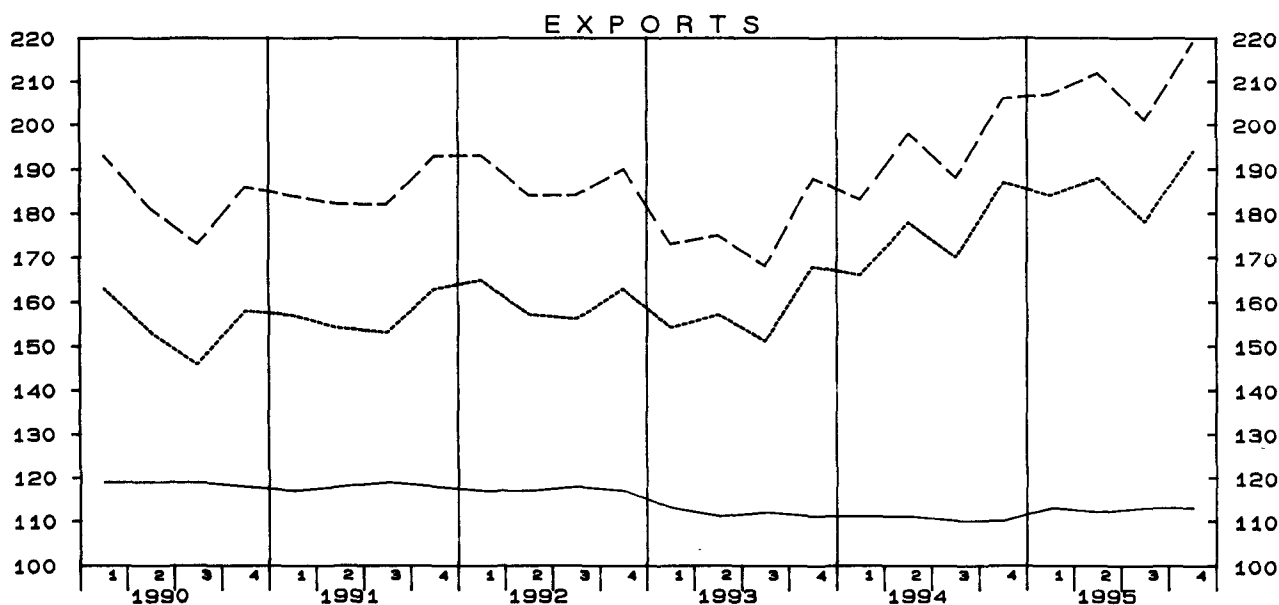
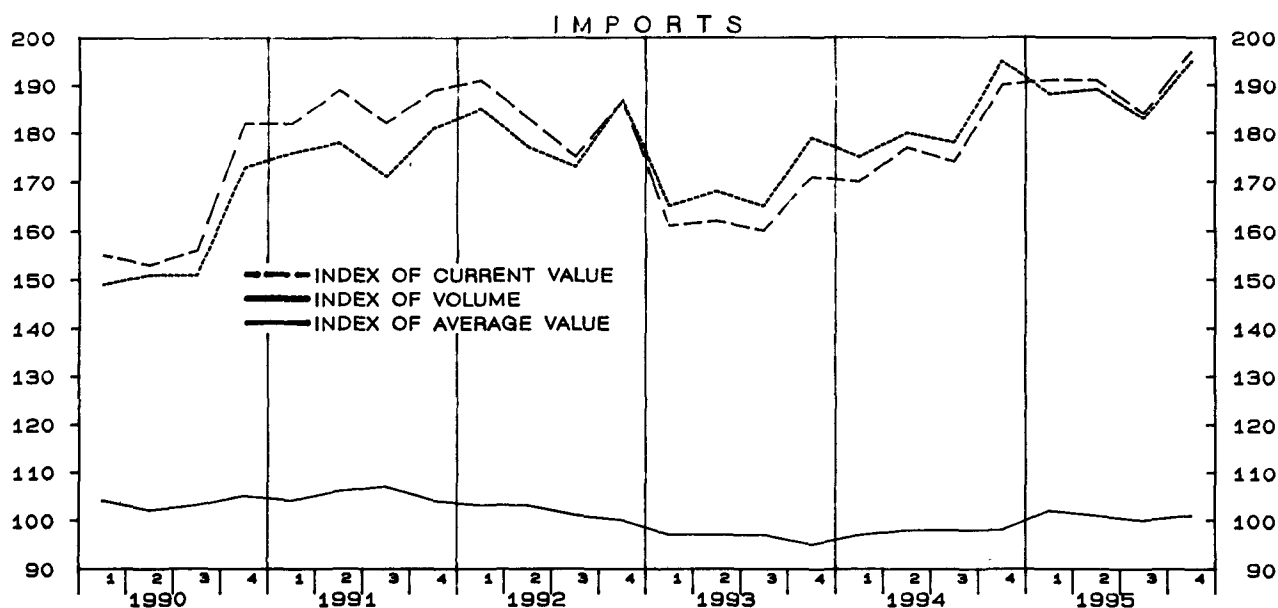
Neither the headings which make up this nomenclature nor the details used with them are to be taken as any expression of opinion on the political status of the countries or territories concerned.

Alphabetical Index of Countries for Table 7

Country	Page	Country	Page
Afghanistan	387	Dominica	358
Albania	301	Dominican Republic	357
Algeria	320	Ecuador	364
American Oceania	418	Egypt	323
Americ. Virgin Is.	357	El Salvador	353
Andorra	281	Equatorial Guinea	332
Angola	334	Eritrea	335
Antigua & Barbuda	358	Estonia	285
Anguilla	355	Ethiopia	335
Argentina	371	Falkland Is.	373
Armenia	309	Faroe Islands	280
Aruba	360	Federated States of Micronesia	419
Australia	414	Finland	268
Austral. Oceania	416	Fiji	419
Austria	270	France	244
Autonom Territory	379	French Guiana	364
Azerbaijan	309	French Polynesia	419
Bahamas	356	Gabon	332
Bahrain	383	Gambia	327
Bangladesh	390	Georgia	308
Barbados	359	Ghana	329
Belarus	304	Gibraltar	281
Belau	420	Greece	260
Belgium & Luxembourg	246	Greenland	350
Belize	352	Grenada	360
Benin	330	Guadeloupe	357
Bermuda	351	Guatemala	352
Bhutan	393	Guinea	327
Bolivia	369	Guinea-Bissau	327
Bosnia a. Herzegovina	316	Guyana	363
Botswana	345	Haiti	356
Brazil	366	Honduras	352
Brit. In. Oc. Terr.	338	Hong Kong	412
British Virgin Islands	359	Hungary	296
Brunei	400	Iceland	274
Bulgaria	300	India	388
Burkina Faso	325	Indonesia	396
Burundi	334	Iran	376
Cambodia	396	Iraq	376
Cameroon	331	Ireland	255
Canada	348	Israel	377
Canary Islands	272	Italy	251
Cape Verde	326	Jamaica	359
Cayman Islands	358	Japan	408
Central Afr. Rep.	332	Jordan	379
Ceuta and Melilla	273	Kazakhstan	309
Czech. Republic	291	Kenya	336
Chad	326	Kiribati	418
Chile	368	Kuwait	382
China	404	Kyrgyzstan	312
Columbia	361	Laos	395
Comoros	341	Latvia	286
Congo	333	Lebanon	374
Costa Rica	354	Lesotho	345
Côte d'Ivoire	328	Liberia	328
Croatia	314	Libya	322
Cuba	355	Liechtenstein	277
Cyprus	373	Lithuania	288
Denmark	257	Macao	414
Djibouti	336	Madagascar	339

Country	Page	Country	Page
Malawi	342	Senegal	326
Malaysia	398	Serbia a. Montenegro	316
Maldives	391	Seychelles	338
Mali	325	Stores a. provisions	420
Malta	281	Sierra Leone	328
Macedonia	317	Singapore	400
Marshall Islands	420	Solomon Islands	418
Martinique	358	Somalia	336
Mauritania	325	South Africa	342
Mauritius	340	South Korea	406
Mayotte	341	Spain	264
Mexico	350	Sri Lanka	391
Moldova	305	St. Christoph a. Nevis	356
Mongolia	403	St. Lucia	359
Montserrat	360	St. Pierre & Miquelon	350
Morocco	318	St. Vincent	359
Mozambique	339	Sudan	324
Myanmar	393	Suriname	363
Namibia	344	Swaziland	345
Nauru	416	Sweden	266
Nepal	392	Switzerland	278
Netherl. Antilles	360	Svalbard	275
Netherlands	248	Syria	375
New Caledonia	418	Tadjikistan	311
New Zealand	416	Taiwan	410
N. Zealand Oceania	419	Tanzania	338
Nicaragua	354	Thailand	393
Niger	326	Togo	330
Nigeria	330	Tonga	419
North Korea	406	Trinidad and Tobago	360
Northern Mariana Island	419	Turks & Caicos Is.	357
Norway	275	Tunisia	321
Oman	385	Turkey	283
Pakistan	387	Turkmenistan	310
Panama	355	Tuvalu	418
Papua New Guinea	416	Uganda	337
Paraguay	370	Ukraine	302
Peru	365	Countries a. territories not determined	420
Philippines	402	Unit. Arab. Emirates	384
Pitcairn	419	United Kingdom	253
Poland	289	Uruguay	370
Polar Reg.	420	USA	345
Portugal	262	Uzbekistan	311
Qatar	383	Vanuatu	419
Réunion	339	Vatican City	281
Romania	298	Venezuela	362
Russia	306	Vietnam	395
Rwanda	334	Wallis & Futuna	418
S. Tomé & Príncipe	332	West. Samoa	419
San Marino	282	Yemen	386
Saudi Arabia	380	Zaire	333
Slovakia	294	Zambia	341
Slovenia	312	Zimbabwe	341

INDEX OF CURRENT VALUE, VOLUME AND AVERAGE VALUE OF IMPORTS
AND EXPORTS (SPEZIAL TRADE)
1980 = 100 BNK08961



STATISTISCHES BUNDESAMT

1) INDEX OF AVERAGE VALUE OF EXPORTS IN %
OF THE INDEX OF AVERAGE VALUE OF IMPORTS

Tables

1 Development of Current Value and Volume of Imports and Exports (Special Trade) by Sections of the SITC - Rev. 3

1.1 Imports by Groups of Countries - Countries of production -

Year Quarter	Total	Section										
		0	1	2	3	4	5	6	7	8	9	
		Food and live animals	Beverages and tobacco	Crude materials, inedible	Mineral fuels, lubricants etc.	Animal and vegetable oils and fats	Chemicals	Manu- factured goods classified chiefly by material	Machinery and transport equipment	Miscella- neous manu- factured articles	Commodities and trans- actions not classified acc to kind 1)	
Current Value in 1 000 DM												
Total												
1992	627 950 335	54 184 797	6 600 976	27 963 954	44 792 116	1 735 552	53 974 304	104 382 132	217 940 271	102 533 792	13 842 441	
1993	557 781 490	46 351 311	5 899 813	22 636 832	42 564 986	1 515 325	46 450 402	84 718 205	184 659 742	93 465 959	29 518 915	
1994	606 404 292	51 724 675	6 377 586	27 028 604	41 147 793	1 874 521	54 493 507	98 111 887	205 289 692	98 303 647	22 052 380	
1995	651 524 185	53 452 751	6 261 132	28 552 219	38 625 185	1 915 091	59 926 391	110 039 739	218 539 987	96 128 265	38 083 425	
1992 Q. 1	162 998 505	13 538 083	1 606 755	7 153 393	12 006 577	439 425	14 091 911	26 356 956	56 938 829	27 032 990	3 833 586	
Q. 2	156 126 215	14 120 582	1 497 149	7 331 123	11 280 995	426 725	13 613 367	26 738 021	55 880 216	22 443 323	2 794 724	
Q. 3	149 177 750	12 395 034	1 525 926	6 522 624	10 485 940	427 232	13 246 078	24 874 967	49 553 366	26 271 591	3 874 992	
Q. 4	159 647 865	14 131 098	1 971 146	6 956 814	11 018 614	442 170	13 022 948	26 412 188	55 567 860	26 785 888	3 339 139	
1993 Q. 1	137 518 161	10 751 710	1 331 104	5 469 641	10 747 227	351 323	11 416 621	20 355 226	45 700 556	22 684 907	8 709 846	
Q. 2	138 538 728	11 306 181	1 474 480	5 769 153	10 211 053	382 285	11 338 550	21 444 663	47 327 810	21 110 197	8 174 356	
Q. 3	136 250 235	11 586 343	1 359 543	5 301 920	10 145 248	384 619	11 510 947	20 409 613	42 876 338	24 886 529	7 789 135	
Q. 4	145 474 366	12 707 077	1 734 686	6 096 118	11 461 458	397 098	12 184 284	22 508 703	48 755 038	24 784 326	4 845 578	
1994 Q. 1	144 861 233	11 835 981	1 408 055	6 204 409	10 315 149	395 897	12 696 701	21 911 270	48 207 613	25 560 399	6 325 759	
Q. 2	150 750 996	12 890 604	1 618 658	6 829 199	10 082 326	481 478	13 728 256	24 878 123	52 866 717	22 158 897	5 216 738	
Q. 3	148 585 253	12 937 976	1 551 254	6 541 356	9 860 378	437 639	13 513 817	24 168 337	48 386 267	25 618 030	5 570 199	
Q. 4	162 206 810	14 060 114	1 799 619	7 453 640	10 889 940	559 507	14 554 733	27 154 157	55 829 095	24 966 321	4 939 684	
1995 Q. 1	163 012 794	12 679 562	1 437 987	7 042 707	10 049 088	472 038	14 892 097	27 108 313	53 783 079	24 198 374	11 349 549	
Q. 2	163 130 127	13 680 672	1 494 313	7 474 038	9 664 589	518 249	15 132 062	28 597 406	54 094 992	21 764 916	10 708 890	
Q. 3	156 947 050	13 001 818	1 506 646	6 951 314	8 804 044	460 656	14 809 129	26 617 711	49 435 018	25 411 142	9 949 572	
Q. 4	168 434 214	14 090 699	1 822 186	7 084 160	10 107 464	464 148	15 093 103	27 716 309	61 226 898	24 753 833	6 075 414	
EC-Countries 2)												
1992	306 297 295	34 005 662	4 399 978	9 104 225	17 277 463	850 292	34 179 141	55 523 175	104 918 179	40 618 693	5 420 487	
1993	250 567 033	27 618 993	3 952 372	6 323 595	17 160 344	663 914	27 859 662	39 763 766	77 437 758	29 525 147	20 263 482	
1994	266 867 316	30 069 297	4 145 113	7 423 952	15 741 606	856 346	32 815 557	45 833 257	85 692 421	31 750 211	12 539 556	
1995	295 656 514	30 708 173	4 263 510	8 152 381	15 668 328	930 698	36 183 974	53 084 010	89 981 511	32 335 046	24 348 883	
1992 Q. 1	79 252 015	8 043 481	1 028 870	2 431 779	4 967 395	222 799	8 997 110	13 964 211	27 951 832	10 403 164	1 241 374	
Q. 2	77 133 073	8 935 794	1 009 055	2 460 356	4 073 698	204 773	8 679 669	14 387 006	27 014 171	9 132 278	1 236 273	
Q. 3	71 815 355	8 291 926	1 019 034	1 974 854	3 863 139	217 248	8 407 501	13 028 665	23 195 722	10 171 741	1 645 525	
Q. 4	78 096 852	8 734 461	1 343 019	2 237 236	4 373 231	205 472	8 094 861	14 143 293	26 756 454	10 911 510	1 297 315	
1993 Q. 1	62 901 547	6 188 250	823 243	1 633 869	4 238 557	157 820	6 851 769	9 415 123	19 983 538	7 086 113	6 523 265	
Q. 2	63 544 016	6 806 005	1 047 190	1 656 217	3 899 144	169 838	6 750 162	10 116 292	20 377 096	6 785 559	5 936 513	
Q. 3	60 141 410	7 273 915	851 361	1 448 824	3 963 093	166 855	6 960 411	9 501 245	17 080 272	7 689 455	5 205 979	
Q. 4	63 980 060	7 348 823	1 230 578	1 584 685	5 059 550	169 401	7 297 320	10 731 106	19 996 852	7 964 020	2 597 725	
1994 Q. 1	62 649 911	6 569 055	873 714	1 761 335	4 422 564	189 453	7 389 572	9 892 394	19 618 061	7 771 158	4 162 605	
Q. 2	68 573 002	7 653 137	1 053 750	2 042 344	3 677 791	213 489	8 342 376	12 011 412	23 139 774	7 616 804	2 822 125	
Q. 3	65 124 281	7 976 531	965 048	1 676 143	3 337 031	193 915	8 174 111	11 165 393	20 521 057	8 038 717	3 076 335	
Q. 4	70 520 122	7 870 574	1 252 601	1 944 130	4 304 220	259 489	8 909 498	12 764 058	22 413 929	8 323 532	2 478 491	
1995 Q. 1	74 654 183	7 075 602	904 406	2 069 504	4 162 086	236 496	9 003 123	13 283 927	22 357 940	8 132 231	7 428 868	
Q. 2	75 811 881	7 993 645	1 056 571	2 229 452	3 945 709	236 400	9 124 364	13 921 089	22 752 493	7 474 381	7 077 777	
Q. 3	70 086 959	7 607 621	1 010 559	1 855 032	3 300 806	216 374	9 060 957	12 550 463	19 642 925	8 283 182	6 559 040	
Q. 4	75 103 491	8 031 305	1 291 974	1 998 393	4 259 727	241 428	8 995 530	13 328 531	25 228 153	8 445 252	3 283 198	
Other Countries 3)												
1992	321 653 040	20 179 135	2 200 998	18 859 729	27 514 653	885 260	19 795 163	48 858 957	113 022 092	61 915 099	8 421 954	
1993	307 214 457	18 734 318	1 947 441	16 313 237	25 404 842	851 411	18 590 740	44 954 439	107 221 984	63 940 812	9 255 433	
1994	339 536 976	21 655 378	2 232 473	19 604 652	25 406 187	1 018 175	21 677 950	52 278 630	119 597 271	66 553 436	9 512 824	
1995	355 867 671	22 744 578	1 997 622	20 399 838	22 956 857	984 393	23 742 417	56 955 729	128 558 476	63 793 219	13 734 542	
1992 Q. 1	83 746 490	5 494 602	577 885	4 721 614	7 039 182	216 626	5 094 801	12 392 745	28 986 997	16 629 826	2 592 212	
Q. 2	78 993 142	5 184 788	488 094	4 870 767	7 207 287	221 952	4 933 698	12 351 015	28 866 045	13 311 045	1 558 451	
Q. 3	77 362 395	4 103 108	506 892	4 547 770	6 622 801	209 984	4 838 577	11 846 302	26 357 644	16 099 850	2 229 467	
Q. 4	81 551 013	5 396 637	628 127	4 719 578	6 645 383	236 698	4 928 087	12 268 895	28 811 406	15 874 378	2 041 824	
1993 Q. 1	74 616 614	4 563 460	507 861	3 835 772	6 508 670	193 503	4 564 852	10 940 103	25 717 018	15 598 794	2 186 581	
Q. 2	74 994 712	4 500 176	427 290	4 112 936	6 311 909	212 447	4 588 388	11 328 371	26 950 714	14 324 638	2 237 843	
Q. 3	76 108 825	4 312 428	508 182	3 853 096	6 182 155	217 764	4 550 536	10 908 368	25 796 086	17 197 074	2 583 156	
Q. 4	81 494 306	5 358 254	504 108	4 511 433	6 401 908	227 697	4 886 964	11 777 597	28 758 166	16 820 306	2 247 853	
1994 Q. 1	82 211 322	5 266 926	534 341	4 443 074	5 892 585	206 444	5 307 129	12 018 876	28 589 552	17 789 241	2 163 154	
Q. 2	82 177 994	5 237 467	564 908	4 786 855	6 404 535	267 989	5 385 860	12 866 711	29 726 943	14 542 093	2 394 613	
Q. 3	83 460 972	4 961 445	586 206	4 865 213	6 523 347	243 724	5 339 706	13 002 944	27 865 210	17 579 313	2 493 864	
Q. 4	91 686 688	6 189 540	547 018	5 509 510	6 585 720	300 018	5 645 235	14 390 099	33 415 566	16 642 789	2 461 193	
1995 Q. 1	86 358 611	5 603 960	533 581	4 973 203	5 887 002	235 542	5 888 974	13 824 386	31 425 139	16 066 143	3 920 681	
Q. 2	87 318 246	5 687 027	437 742	5 244 586	5 718 880	281 849	6 007 698	14 676 317	31 342 499	14 290 535	3 631 113	
Q. 3	86 860 091	5 394 197	496 087	5 096 282	5 503 238	244 282	5 748 172	14 067 248	29 792 093	17 127 960	3 390 532	
Q. 4	93 330 723	6 059 394	530 212	5 085 767	5 847 737	222 720	6 097 573	14 387 778	35 998 745	16 308 581	2 792 216	

1) Goods returned and replaced have not been allocated to the various sections according to their type but were as a whole included in Section 9

2) France, Belgium an Luxembourg, Netherlands, Italy, United Kingdom, Irish Republic, Denmark

3) Incl. polar regions ships, and aircraft supplies and unidentified countries

1 Development of Current Value and Volume of Imports and Exports
(Special Trade) by Sections of the SITC - Rev. 3
1.1 Imports by Groups of Countries
- Countries of production -

Year Quarter	Total	Section									
		0	1	2	3	4	5	6	7	8	9
		Food and live animals	Beverages and tobacco	Crude materials, inedible	Mineral fuels, lubricants etc.	Animal and vegetable oils and fats	Chemicals	Manu- factured goods classified chiefly by material	Machinery and transport equipment	Miscella- neous manu- factured articles	Commodities and trans- actions not classified acc. to kind 1)
Volume in 1 000 DM 2)											
Total											
1992 ..	616 417 558	59 022 670	5 196 338	31 545 523	81 251 982	2 555 858	54 725 415	104 202 373	173 512 931	91 388 653	x
1993	577 443 909	55 778 224	4 583 882	28 043 375	81 780 050	2 279 466	51 251 841	91 873 797	147 428 786	86 425 334	x
1994	620 967 959	61 730 729	5 030 515	31 767 015	84 635 055	2 499 359	58 011 840	106 930 846	156 689 371	92 713 904	x
1995	644 576 163	59 980 576	5 075 179	30 936 938	81 124 269	2 385 853	58 462 263	112 168 623	170 196 544	88 704 206	x
1992 Q 1	158 268 333	14 292 137	1 208 525	7 804 207	21 403 457	645 180	14 143 985	26 172 044	45 653 861	23 451 249	x
Q 2	151 109 191	14 679 723	1 141 656	8 203 533	20 030 210	612 121	13 697 594	26 457 989	43 576 857	20 083 259	x
Q 3	147 421 153	13 755 262	1 345 905	7 371 671	19 730 696	638 782	13 426 968	24 877 938	39 290 084	23 234 627	x
Q 4	159 618 881	16 295 548	1 500 252	8 166 112	20 087 619	659 775	13 456 868	26 694 402	44 992 129	24 619 518	x
1993 Q 1	141 167 968	13 142 094	1 022 697	6 682 068	19 712 488	523 093	12 410 244	22 075 655	37 039 916	20 495 003	x
Q 2	143 123 430	13 316 408	1 142 437	7 163 267	19 164 570	566 486	12 758 055	22 902 986	38 429 135	19 850 398	x
Q 3	140 565 277	13 975 570	1 045 004	6 584 088	19 945 884	588 155	12 511 355	22 214 115	33 311 713	22 879 357	x
Q 4	152 587 234	15 344 152	1 373 744	7 613 952	22 957 108	601 732	13 572 187	24 681 041	38 648 022	23 200 576	x
1994 Q 1	149 516 764	14 459 101	1 117 912	7 513 566	21 130 454	542 213	13 933 318	24 244 447	36 960 457	23 610 085	x
Q 2	153 184 963	15 257 052	1 251 020	8 212 607	20 642 424	636 090	14 782 416	27 143 941	39 594 255	20 877 262	x
Q 3	151 992 999	15 482 285	1 225 499	7 630 537	20 494 924	591 704	14 172 657	26 291 762	36 826 409	23 851 615	x
Q 4	166 273 233	16 532 291	1 436 084	8 410 305	22 367 253	729 352	15 123 449	29 250 696	43 308 250	24 374 942	x
1995 Q 1	160 484 053	14 085 919	1 125 515	7 541 237	20 488 488	574 177	14 290 024	28 191 366	41 360 782	22 116 480	x
Q 2	161 636 443	15 136 541	1 220 987	8 219 952	20 143 380	641 387	14 463 405	29 024 027	42 351 527	20 543 294	x
Q 3	156 362 310	14 785 865	1 249 480	7 430 936	19 551 876	591 450	14 691 393	26 898 240	38 469 784	23 422 697	x
Q 4	166 093 357	15 972 251	1 479 197	7 744 813	20 940 525	578 839	15 017 441	28 054 990	48 014 471	22 621 735	x
EC-Countries 3)											
1992	293 066 347	33 132 416	3 337 584	10 319 652	30 099 419	1 122 308	34 163 557	53 364 733	86 298 019	36 400 203	x
1993	259 032 053	30 127 985	2 992 846	7 704 139	30 852 701	907 108	30 556 876	41 535 385	66 178 709	29 527 376	x
1994	274 546 009	34 657 636	3 169 695	8 435 254	29 774 338	1 045 394	35 075 965	47 890 978	70 416 198	32 594 117	x
1995	294 577 694	33 025 775	3 322 680	8 944 447	30 431 977	1 123 507	35 754 664	52 799 294	74 896 777	31 981 433	x
1992 Q 1	74 771 084	7 654 286	735 909	2 662 224	8 436 154	292 220	8 723 207	13 386 817	22 914 335	8 883 718	x
Q 2	72 728 924	8 417 751	727 714	2 838 556	7 001 030	264 879	8 669 440	13 770 021	21 709 720	8 245 919	x
Q 3	69 162 126	8 170 868	910 775	2 216 667	7 054 104	290 536	8 409 729	12 564 493	19 024 452	9 034 948	x
Q 4	76 404 213	8 889 511	963 186	2 602 205	7 608 131	274 673	8 361 181	13 643 402	22 649 512	10 236 068	x
1993 Q 1	64 311 765	6 812 293	625 387	2 029 701	7 213 675	217 673	7 525 521	9 792 942	17 440 378	6 739 910	x
Q 2	64 438 826	7 183 394	791 775	2 021 826	6 883 572	241 761	7 470 982	10 443 814	17 158 324	6 800 440	x
Q 3	62 317 126	7 922 450	619 973	1 770 477	7 467 503	225 264	7 423 782	9 964 031	14 240 311	7 820 275	x
Q 4	67 964 336	8 209 848	955 711	1 882 135	9 287 951	222 410	8 136 591	11 334 598	17 339 696	8 166 751	x
1994 Q 1	65 486 979	7 774 496	674 816	1 991 667	8 205 920	236 492	8 298 687	10 502 726	16 229 845	7 696 868	x
Q 2	70 029 144	8 825 244	793 121	2 413 227	6 968 464	255 419	9 042 260	12 664 768	18 807 397	7 725 780	x
Q 3	66 262 936	9 245 479	735 874	1 917 321	6 477 791	238 703	8 509 964	11 643 419	16 870 099	8 052 718	x
Q 4	72 766 950	8 812 417	965 884	2 113 039	8 122 163	314 780	9 225 054	13 080 065	18 708 857	9 118 751	x
1995 Q 1	73 941 937	7 617 878	684 712	2 218 300	7 875 720	280 295	8 804 809	13 320 685	18 459 921	7 947 009	x
Q 2	75 971 148	8 544 910	838 801	2 491 985	7 908 721	283 423	8 949 740	13 727 837	19 080 546	7 638 168	x
Q 3	70 484 723	8 205 524	794 396	2 031 160	6 903 299	266 092	8 993 537	12 509 583	16 522 725	8 160 300	x
Q 4	74 179 886	8 657 463	1 004 771	2 203 002	7 744 237	293 697	9 006 578	13 241 189	20 833 585	8 235 956	x
Other Countries 4)											
1992 ..	323 351 211	25 890 254	1 858 754	21 225 871	51 152 563	1 433 550	20 561 858	50 837 640	87 214 912	54 988 450	x
1993 ..	318 411 856	25 650 239	1 591 036	20 339 236	50 927 349	1 372 358	20 694 965	50 338 412	81 250 077	56 897 958	x
1994	346 421 950	27 073 093	1 860 820	23 331 761	54 860 717	1 453 965	22 935 875	59 039 868	86 273 173	60 119 787	x
1995	349 998 469	26 954 801	1 752 499	21 992 491	50 692 292	1 262 346	22 707 599	59 369 329	95 299 767	56 722 773	x
1992 Q 1	83 497 249	6 637 851	472 616	5 141 983	12 967 303	352 960	5 420 778	12 785 227	22 739 526	14 567 531	x
Q 2	78 380 267	6 261 972	413 942	5 364 977	13 029 180	347 242	5 028 154	12 687 968	21 867 137	11 837 340	x
Q 3	78 259 027	5 584 394	435 130	5 155 004	12 676 592	348 246	5 017 239	12 313 445	20 285 632	14 200 129	x
Q 4	83 214 668	7 406 037	537 066	5 563 907	12 479 488	385 102	5 095 687	13 051 000	22 342 617	14 383 450	x
1993 Q 1	76 856 203	6 329 801	397 310	4 652 367	12 498 813	305 420	4 884 723	12 282 713	19 599 538	13 755 093	x
Q 2	78 684 604	6 133 014	350 662	5 141 441	12 280 998	324 725	5 287 073	12 459 172	21 270 811	13 049 958	x
Q 3	78 248 151	6 053 120	425 031	4 813 611	12 478 381	362 891	5 087 573	12 250 084	19 071 402	15 059 082	x
Q 4	84 622 898	7 134 304	418 033	5 731 817	13 669 157	379 322	5 435 596	13 346 443	21 308 326	15 033 825	x
1994 Q 1	84 029 785	6 684 605	443 096	5 521 899	12 924 534	305 721	5 634 631	13 741 721	20 730 612	15 913 217	x
Q 2	83 155 819	6 431 808	457 899	5 799 380	13 673 960	380 671	5 740 156	14 479 173	20 786 858	13 151 482	x
Q 3	85 730 063	6 236 806	489 625	5 713 216	14 017 133	353 001	5 662 693	14 648 343	20 156 310	15 798 897	x
Q 4	93 506 283	7 719 874	470 200	6 297 266	14 245 090	414 572	5 898 395	16 170 631	24 599 393	15 256 191	x
1995 Q 1	86 542 116	6 468 041	440 803	5 322 937	12 612 768	293 882	5 485 215	14 870 681	22 900 841	14 169 471	x
Q 2	85 665 295	6 591 631	382 186	5 727 967	12 234 659	357 964	5 513 665	15 296 190	23 270 981	12 905 126	x
Q 3	85 877 587	6 580 341	455 084	5 399 776	12 648 577	325 358	5 697 856	14 388 657	21 947 059	15 262 397	x
Q 4	91 913 471	7 314 788	474 426	5 541 811	13 196 288	285 142	6 010 863	14 813 801	27 180 886	14 385 779	x

1) Goods returned and replaced have not been allocated to the various sections according to their type but were as a whole included in Section 9

2) Quantities computed by means of 1980 average values.

3) France, Belgium and Luxembourg, Netherlands, Italy, United Kingdom, Irish Republic, Denmark

4) Incl. polar regions ships, and aircraft supplies and unidentified countries.

**1 Development of Current Value and Volume of Imports and Exports
(Special Trade) by Sections of the SITC - Rev. 3**
1.2 Exports by Groups of Countries
- Countries of consumption -

Year Quarter	Total	Section									
		0	1	2	3	4	5	6	7	8	9
		Food and live animals	Beverages and tobacco	Crude materials, inedible	Mineral fuels, lubricants etc.	Animal and vegetable oils and fats	Chemicals	Manu- factured goods classified chiefly by material	Machinery and transport equipment	Miscella- neous manu- factured articles	Commodities and trans- actions not classified acc. to kind 1)
Current Value in 1 000 DM											
Total											
1992	657 409 605	28 629 583	4 597 082	12 057 340	8 111 199	1 492 040	82 373 289	108 698 863	326 689 090	74 593 625	10 167 494
1993	616 440 767	27 089 648	4 422 715	10 577 937	7 390 893	1 556 293	79 211 728	98 716 415	296 739 922	67 737 316	22 997 900
1994	678 236 599	28 658 295	5 095 824	12 575 394	7 690 832	1 905 336	91 287 706	109 412 154	332 035 764	71 215 586	18 359 708
1995	735 458 950	29 425 016	4 834 382	13 637 452	7 102 354	2 157 190	97 640 899	120 621 025	360 049 461	72 658 605	27 332 566
1992 Q. 1	168 861 102	7 207 758	1 055 594	3 173 209	2 051 914	391 555	21 689 650	28 224 912	83 573 898	19 174 890	2 317 722
Q. 2	160 900 970	6 911 641	1 123 334	3 024 833	2 045 880	401 644	20 790 989	26 827 239	80 706 435	16 695 484	2 373 491
Q. 3	161 093 717	7 181 481	1 323 445	2 899 718	1 990 673	346 209	20 138 122	26 718 416	78 330 800	19 816 002	2 348 851
Q. 4	166 553 816	7 328 703	1 094 709	2 959 580	2 022 732	352 632	19 754 528	26 928 296	84 077 957	18 907 249	3 127 430
1993 Q. 1	151 854 874	6 432 101	966 806	2 634 586	1 774 583	370 484	19 243 623	23 781 161	71 386 438	17 161 324	8 103 768
Q. 2	152 958 444	6 458 815	1 128 992	2 726 305	1 799 654	380 433	20 005 802	25 148 767	73 417 229	15 533 358	6 359 089
Q. 3	147 447 124	6 661 669	1 136 407	2 472 054	1 849 543	366 222	19 371 477	23 835 723	68 970 299	17 261 341	5 522 389
Q. 4	164 180 325	7 537 063	1 190 510	2 744 992	1 967 113	439 154	20 590 826	25 950 764	82 965 956	17 781 293	3 012 654
1994 Q. 1	160 358 361	6 967 420	1 030 560	3 115 204	1 914 447	444 647	22 358 244	24 735 225	77 001 847	17 329 285	5 461 482
Q. 2	173 186 335	7 123 431	1 249 542	3 170 895	1 923 568	439 168	23 102 341	28 634 435	85 355 822	17 291 253	4 895 880
Q. 3	164 686 253	7 126 203	1 416 965	3 000 596	1 844 558	489 610	22 023 738	25 974 325	79 240 261	18 024 329	5 545 668
Q. 4	180 005 650	7 441 241	1 398 757	3 288 699	2 008 259	531 911	23 803 383	30 068 169	90 437 834	18 570 719	2 456 678
1995 Q. 1	181 647 829	6 883 846	1 043 001	3 563 928	1 794 475	597 694	24 599 474	29 669 636	86 897 292	18 058 800	8 539 681
Q. 2	185 425 365	6 912 687	1 250 620	3 456 518	1 569 902	516 791	25 908 519	31 011 240	90 688 019	16 954 235	7 156 854
Q. 3	176 195 391	7 570 480	1 377 221	3 325 325	1 682 425	483 065	23 642 696	29 322 519	83 280 193	18 948 293	6 563 174
Q. 4	192 190 365	8 058 023	1 163 540	3 291 681	2 055 552	559 640	23 490 210	30 617 628	99 183 957	18 697 277	5 072 857
EC-Countries 2)											
1992	327 158 057	19 564 721	2 867 841	7 286 031	3 830 575	1 040 764	40 137 703	57 631 770	155 798 920	35 358 744	3 640 988
1993	284 751 322	17 592 385	2 502 646	5 911 045	3 311 327	988 763	35 793 867	48 198 021	125 523 486	28 795 860	16 133 922
1994	309 533 842	18 524 446	2 560 919	7 218 368	3 564 343	1 161 774	42 025 399	52 787 713	140 272 162	29 696 628	11 722 095
1995	332 362 253	18 072 021	2 412 822	7 852 805	3 166 109	1 327 811	45 168 852	57 883 971	150 860 637	29 543 051	16 074 174
1992 Q. 1	86 338 763	4 709 183	688 646	1 956 350	974 022	267 561	10 772 153	15 515 984	41 187 296	9 425 456	842 112
Q. 2	81 341 774	4 849 016	716 044	1 844 356	1 004 039	275 380	10 212 127	14 360 239	39 453 068	7 832 420	795 085
Q. 3	78 971 911	5 083 797	781 980	1 729 562	917 593	249 030	9 738 555	13 933 817	36 217 501	9 460 778	859 298
Q. 4	80 505 609	4 922 725	681 171	1 755 763	934 921	248 793	9 414 868	13 821 730	38 941 055	8 640 090	1 144 493
1993 Q. 1	72 174 460	4 132 412	542 810	1 499 640	813 103	237 530	8 601 183	12 082 921	30 191 278	7 738 057	6 335 526
Q. 2	73 010 748	4 392 103	660 277	1 577 480	781 304	259 741	9 171 506	12 649 900	32 359 129	6 503 630	4 655 672
Q. 3	67 839 593	4 476 520	676 072	1 333 187	856 605	237 402	8 587 251	11 506 408	28 814 829	7 437 216	3 914 109
Q. 4	71 726 521	4 591 350	623 487	1 500 738	860 315	254 090	9 433 927	11 958 792	34 158 250	7 116 957	1 228 615
1994 Q. 1	76 458 842	4 409 385	488 340	1 864 180	919 935	292 759	10 513 576	12 482 111	33 757 370	7 802 092	3 929 094
Q. 2	78 756 023	4 516 282	634 345	1 789 576	864 260	267 432	10 702 486	13 624 076	36 259 729	6 862 978	3 234 859
Q. 3	75 420 148	4 817 146	759 908	1 717 881	808 933	301 480	9 822 908	12 707 636	33 208 769	7 680 516	3 595 571
Q. 4	78 898 829	4 781 633	678 326	1 846 731	971 750	300 103	10 986 429	13 973 890	37 046 354	7 351 042	962 571
1995 Q. 1	83 970 294	4 196 262	528 595	2 107 210	834 506	379 420	11 302 295	14 709 096	36 936 464	7 734 678	5 241 768
Q. 2	85 887 792	4 323 206	666 382	1 983 619	697 981	320 742	12 422 565	15 182 515	39 401 471	6 810 314	4 078 997
Q. 3	79 100 497	4 759 138	692 021	1 910 571	787 234	307 666	10 701 375	14 054 283	34 092 572	7 765 364	4 030 273
Q. 4	83 403 670	4 793 415	525 824	1 851 405	846 388	319 983	10 742 617	13 938 077	40 430 130	7 232 695	2 723 136
Other Countries 3)											
1992	330 251 548	9 064 862	1 729 241	4 771 309	4 280 624	451 276	42 235 586	51 067 093	170 890 170	39 234 881	6 526 506
1993	331 689 445	9 497 263	1 920 069	4 666 892	4 079 566	567 530	43 417 861	50 518 394	171 216 436	38 941 456	6 863 978
1994	388 702 757	10 133 849	2 534 905	5 357 026	4 126 494	743 562	49 262 307	56 624 441	191 763 602	41 518 958	6 637 613
1995	403 096 697	11 352 995	2 421 560	5 784 647	3 936 245	829 379	52 472 047	62 737 054	209 188 824	43 115 554	11 258 392
1992 Q. 1	82 522 339	2 498 575	366 948	1 216 859	1 077 892	123 994	10 917 497	12 708 928	42 386 602	9 749 434	1 475 610
Q. 2	79 559 196	2 062 825	407 290	1 180 477	1 041 841	126 264	10 578 862	12 467 000	41 253 367	8 863 064	1 578 406
Q. 3	82 121 806	2 097 684	541 465	1 170 156	1 073 080	97 179	10 399 567	12 784 599	42 113 299	10 355 224	1 489 553
Q. 4	86 048 207	2 405 978	413 538	1 203 817	1 087 811	103 839	10 339 660	13 106 566	45 136 902	10 267 159	1 982 937
1993 Q. 1	79 680 414	2 299 689	423 996	1 134 946	961 480	132 954	10 642 440	11 698 240	41 195 160	9 423 267	1 768 242
Q. 2	79 947 696	2 066 712	468 715	1 148 825	1 018 350	120 692	10 834 296	12 498 867	41 058 100	9 029 722	1 703 417
Q. 3	79 607 531	2 185 149	460 335	1 138 867	992 938	128 820	10 784 226	12 329 315	40 155 470	9 824 131	1 608 280
Q. 4	92 453 804	2 945 713	567 023	1 244 254	1 106 798	185 064	11 156 899	13 991 972	48 807 706	10 664 336	1 784 039
1994 Q. 1	83 899 519	2 558 035	542 220	1 251 024	994 512	151 888	11 844 668	12 253 114	43 244 477	9 527 193	1 532 388
Q. 2	94 430 312	2 607 149	615 197	1 381 319	1 059 308	171 736	12 399 855	15 010 359	49 096 093	10 428 275	1 661 021
Q. 3	89 268 105	2 309 057	657 057	1 282 715	1 036 165	188 130	12 200 830	13 266 689	46 031 552	10 343 813	1 950 097
Q. 4	101 106 821	2 659 608	720 431	1 441 968	1 036 509	231 808	12 816 954	16 094 279	53 391 480	11 219 677	1 494 107
1995 Q. 1	97 677 535	2 687 584	514 406	1 456 718	959 969	218 274	13 292 179	14 960 542	49 960 828	10 324 122	3 297 913
Q. 2	99 537 573	2 589 461	584 238	1 472 899	871 921	196 049	13 485 954	15 828 725	51 286 548	10 143 921	3 077 857
Q. 3	97 094 894	2 811 342	685 200	1 414 754	895 191	175 399	12 941 321	15 268 236	49 187 621	11 182 929	2 532 901
Q. 4	108 786 695	3 264 608	637 716	1 440 276	1 209 164	239 657	12 747 593	16 679 551	58 753 827	11 464 582	2 349 721

See footnotes on page 14

**1 Development of Current Value and Volume of Imports and Exports
(Special Trade) by Sections of the SITC - Rev. 3
1.2 Exports by Groups of Countries
- Countries of consumption -**

Year Quarter	Total	Section									
		0	1	2	3	4	5	6	7	8	9
		Food and live animals	Beverages and tobacco	Crude materials, inedible	Mineral fuels, lubricants etc	Animal and vegetable oils and fats	Chemicals	Manu- factured goods classified chiefly by material	Machinery and transport equipment	Miscella- neous manu- factured articles	Commodities and trans- actions not classified acc to kind 1)
Volume in 1 000 DM 2)											
Total											
1992 ..	561 237 040	30 144 170	3 820 137	13 780 624	11 628 770	2 388 895	77 130 679	103 432 809	244 691 858	64 445 913	x
1993 ..	552 023 728	30 020 984	3 956 982	13 702 253	12 211 007	2 496 798	78 934 465	102 424 669	230 185 501	58 365 955	x
1994 ..	613 667 563	32 212 746	4 649 751	15 425 503	13 228 256	2 567 030	91 940 354	114 411 742	259 755 673	62 962 614	x
1995 ..	651 579 094	32 520 793	4 448 295	14 784 633	12 683 653	2 957 777	93 364 156	118 789 011	287 844 860	60 284 333	x
1992 Q 1	144 574 172	7 679 684	828 817	3 513 494	2 831 396	639 339	19 983 281	26 856 105	63 623 440	16 436 093	x
Q 2	137 141 857	7 034 194	920 614	3 350 950	2 865 683	628 998	19 260 959	25 467 766	60 442 452	14 861 722	x
Q 3	136 778 354	7 502 740	1 085 332	3 402 618	2 950 382	559 791	18 935 977	25 368 587	57 830 758	16 843 311	x
Q 4	142 742 657	7 927 552	985 374	3 513 562	2 981 309	560 767	18 950 462	25 740 581	62 795 208	16 304 787	x
1993 Q 1	134 736 499	6 997 709	858 242	3 298 624	2 836 742	603 291	18 832 712	24 229 081	55 930 191	14 379 759	x
Q 2	137 542 799	6 863 943	978 845	3 503 702	2 977 204	617 009	19 726 712	25 951 619	57 708 969	13 828 386	x
Q 3	132 215 772	7 232 460	1 006 093	3 321 609	3 053 809	584 791	19 298 116	25 241 617	52 961 162	14 880 386	x
Q 4	147 528 658	8 926 872	1 113 802	3 578 318	3 343 252	691 707	21 076 925	27 002 352	63 585 179	15 277 424	x
1994 Q 1	145 092 636	7 887 081	932 745	3 951 564	3 293 445	593 154	22 257 049	26 000 699	60 546 286	14 977 612	x
Q 2	156 017 656	7 933 857	1 112 790	3 888 620	3 194 548	600 916	23 151 536	29 927 461	66 385 663	15 566 521	x
Q 3	149 237 309	7 986 321	1 253 009	3 771 839	3 099 621	668 832	22 481 178	27 480 746	61 677 869	15 677 017	x
Q 4	163 319 962	8 405 487	1 351 207	3 813 480	3 640 642	704 128	24 050 591	31 002 836	71 145 855	16 741 464	x
1995 Q 1	160 796 609	7 410 574	891 386	3 796 923	3 080 669	749 317	23 169 194	29 686 702	69 888 139	14 804 350	x
Q 2	164 982 416	7 466 420	1 139 091	3 709 270	2 675 032	689 131	25 031 159	30 520 667	72 814 352	14 787 086	x
Q 3	156 098 730	8 469 833	1 305 771	3 566 000	3 062 163	683 333	22 433 011	28 860 732	66 472 871	15 452 677	x
Q 4	169 701 339	9 173 966	1 112 047	3 712 440	3 865 789	835 996	22 730 792	29 720 910	78 669 498	15 240 220	x
EC-Countries 3)											
1992 ..	275 360 285	19 031 605	2 295 716	8 570 376	4 876 478	1 687 710	38 489 247	54 461 912	112 194 977	30 381 008	x
1993 ..	258 578 380	17 936 853	2 142 509	8 072 602	5 324 301	1 592 053	38 042 710	50 380 569	97 107 595	24 620 227	x
1994 ..	280 192 322	19 654 604	2 133 871	9 249 835	6 112 062	1 616 354	44 744 576	55 145 428	105 902 769	25 670 774	x
1995 ..	291 737 018	19 224 418	2 072 871	8 711 666	5 520 466	1 861 896	44 607 515	56 768 734	115 119 299	24 540 403	x
1992 Q 1	72 799 297	4 598 311	514 795	2 210 219	1 171 941	437 403	10 042 740	14 715 647	30 367 422	7 990 652	x
Q 2	68 453 449	4 646 707	562 896	2 101 263	1 245 618	436 973	9 703 599	13 568 943	28 551 488	6 928 524	x
Q 3	65 865 705	4 889 673	615 092	2 109 002	1 207 675	410 449	9 419 159	13 006 256	25 392 841	8 049 578	x
Q 4	68 241 834	4 896 914	602 933	2 149 892	1 251 244	402 885	9 323 749	13 171 066	27 883 226	7 412 254	x
1993 Q 1	64 372 006	4 110 689	446 616	1 974 657	1 263 502	394 970	8 888 274	12 353 755	23 490 606	6 276 184	x
Q 2	66 737 272	4 341 433	563 373	2 120 194	1 240 869	424 095	9 630 033	13 098 296	25 646 767	5 815 319	x
Q 3	62 061 470	4 522 986	561 648	1 911 563	1 406 531	373 117	9 200 857	12 500 231	21 915 183	6 424 958	x
Q 4	65 407 632	4 961 745	570 872	2 066 188	1 413 399	399 871	10 323 546	12 428 287	26 055 039	6 103 766	x
1994 Q 1	69 573 894	4 682 237	416 368	2 523 024	1 560 674	397 248	11 075 710	13 112 584	26 040 699	6 501 675	x
Q 2	71 219 335	4 699 722	510 511	2 262 444	1 401 524	377 775	11 502 343	14 263 877	27 379 683	6 077 897	x
Q 3	67 656 142	5 117 739	622 149	2 257 797	1 324 367	428 802	10 590 008	13 341 118	24 495 284	6 438 535	x
Q 4	71 741 151	5 154 906	584 843	2 206 570	1 825 497	412 529	11 576 515	14 427 849	27 987 103	6 652 667	x
1995 Q 1	73 869 041	4 422 665	427 175	2 297 553	1 424 825	495 902	11 021 720	14 691 997	28 503 774	6 319 393	x
Q 2	76 034 695	4 470 226	552 659	2 210 681	1 160 351	438 438	12 538 342	15 020 660	30 267 986	6 015 606	x
Q 3	69 548 877	5 090 534	601 342	2 085 406	1 376 543	442 607	10 501 382	13 757 372	25 961 268	6 364 993	x
Q 4	72 284 405	5 240 993	491 695	2 118 026	1 558 747	484 949	10 546 071	13 298 705	30 386 271	5 840 411	x
Other Countries 4)											
1992 ..	285 876 755	11 112 565	1 524 421	5 210 248	6 752 292	701 185	38 641 432	48 970 897	132 496 881	34 064 905	x
1993 ..	293 445 348	12 084 131	1 814 473	5 629 651	6 886 706	904 745	40 891 755	52 044 100	133 077 906	33 745 728	x
1994 ..	333 475 241	12 558 142	2 515 880	6 175 668	7 116 194	950 676	47 195 778	59 266 314	153 852 904	37 291 840	x
1995 ..	359 842 076	13 296 375	2 375 424	6 072 967	7 163 187	1 095 881	48 756 641	62 020 277	172 725 561	35 743 930	x
1992 Q 1	71 774 875	3 081 373	314 022	1 303 275	1 659 455	201 936	9 940 541	12 140 458	33 256 018	8 445 441	x
Q 2	68 688 408	2 387 487	357 718	1 249 687	1 620 065	192 025	9 557 360	11 898 823	31 890 964	7 933 198	x
Q 3	70 912 649	2 613 067	470 240	1 293 616	1 742 707	149 342	9 516 818	12 362 101	32 437 917	8 793 733	x
Q 4	74 500 823	3 030 638	382 441	1 363 670	1 730 065	157 882	9 626 713	12 569 515	34 911 982	8 892 533	x
1993 Q 1	70 364 493	2 887 020	411 626	1 323 967	1 573 240	208 321	9 944 438	11 875 326	32 439 585	8 103 575	x
Q 2	70 805 527	2 522 510	415 472	1 383 508	1 736 335	192 914	10 096 679	12 853 323	32 062 202	8 013 067	x
Q 3	70 154 302	2 709 474	444 445	1 410 046	1 647 278	211 674	10 097 259	12 741 386	31 045 979	8 455 428	x
Q 4	82 121 026	3 965 127	542 930	1 512 130	1 929 853	291 836	10 753 379	14 574 065	37 530 140	9 173 658	x
1994 Q 1	75 518 942	3 204 844	516 377	1 428 540	1 732 771	195 906	11 181 339	12 888 115	34 505 587	8 475 937	x
Q 2	84 798 321	3 234 135	602 279	1 626 176	1 793 024	223 141	11 649 193	15 663 584	39 005 980	9 488 624	x
Q 3	81 579 167	2 868 582	630 860	1 514 042	1 775 254	240 030	11 891 170	14 139 628	37 182 585	9 238 482	x
Q 4	91 578 811	3 250 581	766 364	1 606 910	1 815 145	291 599	12 474 076	16 574 987	43 158 752	10 068 797	x
1995 Q 1	86 927 568	2 987 909	464 211	1 499 370	1 655 844	253 415	12 147 474	14 994 705	41 384 365	8 484 957	x
Q 2	88 947 721	2 996 194	586 432	1 498 589	1 514 681	250 693	12 492 817	15 500 007	42 546 366	8 771 480	x
Q 3	86 549 853	3 379 299	704 429	1 480 594	1 685 620	240 726	11 931 629	15 103 360	40 511 303	9 087 684	x
Q 4	97 416 934	3 932 973	620 352	1 594 414	2 307 042	351 047	12 184 721	16 422 205	48 283 227	9 399 809	x

See footnotes on page 15.

**2 Index of Current Value, Volume and Average Value of Imports and Exports
(Special Trade) by Sections of the SITC - Rev. 3**

1980 = 100

2.1 Total

Year Quarter	Imports										
	Total	Section									
		0 Food and live animals	1 Beverages and tobacco	2 Crude materials, inedible	3 Mineral fuels, lubricants etc.	4 Animal and vegetable oils and fats	5 Chemicals	6 Manu- factured goods classified chiefly by material	7 Machinery and transport equipment	8 Miscella- neous manu- factured articles	9 Commodities and trans- actions not classified acc. to kind 1)
Index of Current Value											
1992	183,9	162,9	193,8	105,5	58,8	120,2	223,4	171,1	342,1	259,8	x
1993	163,4	139,4	173,2	85,4	55,8	104,9	192,3	138,9	289,8	236,9	x
1994	177,6	155,5	187,3	102,0	54,0	129,8	225,5	160,8	322,2	249,1	x
1995	190,8	160,7	183,9	107,7	50,7	132,6	248,0	180,4	343,0	243,6	x
1992 Q. 1	191,0	162,8	188,7	108,0	63,0	121,7	233,3	172,8	357,5	274,0	x
Q. 2	182,9	169,8	175,9	110,6	59,2	118,2	225,4	175,3	350,8	227,5	x
Q. 3	174,8	149,1	179,2	98,4	55,0	118,4	219,3	163,1	311,1	266,3	x
Q. 4	187,1	170,0	231,5	105,0	57,8	122,5	215,6	173,2	348,8	271,5	x
1993 Q. 1	161,1	129,3	156,3	82,5	56,4	97,3	189,0	133,5	286,9	229,9	x
Q. 2	162,3	136,0	173,2	87,1	53,6	105,9	187,7	140,6	297,1	214,0	x
Q. 3	159,6	139,4	159,7	80,0	53,2	106,6	190,6	133,8	269,2	252,3	x
Q. 4	170,5	152,8	203,8	92,0	60,1	110,0	201,7	147,6	306,1	251,2	x
1994 Q. 1	169,7	142,4	165,4	93,6	54,1	109,7	210,2	143,7	302,6	259,1	x
Q. 2	176,6	155,1	190,1	103,1	52,9	133,4	227,3	163,1	331,9	224,6	x
Q. 3	174,1	155,6	182,2	98,7	51,7	121,2	223,7	158,5	303,8	259,7	x
Q. 4	190,1	169,1	211,4	112,5	57,1	155,0	241,0	178,0	350,5	253,1	x
1995 Q. 1	191,0	152,5	168,9	106,3	52,7	130,8	246,5	177,7	337,6	245,3	x
Q. 2	191,1	164,6	175,5	112,8	50,7	143,6	250,5	187,5	339,6	220,6	x
Q. 3	183,9	156,4	177,0	104,9	46,2	127,6	245,2	174,5	310,3	257,6	x
Q. 4	197,4	169,5	214,0	106,9	53,0	128,6	249,9	181,7	384,4	250,9	x
Index of Volume											
1992	180,6	177,5	152,6	119,0	106,6	177,0	226,5	170,8	272,3	231,6	x
1993	169,1	167,7	134,6	105,8	107,3	157,9	212,1	150,6	231,4	219,0	x
1994	181,9	185,6	147,7	119,8	111,0	173,1	240,1	175,3	245,9	234,9	x
1995	188,8	180,4	149,0	116,7	106,4	165,2	242,0	183,9	267,1	224,8	x
1992 Q. 1	185,4	171,9	142,0	117,8	112,3	178,7	234,2	171,6	286,6	237,7	x
Q. 2	177,1	176,6	134,1	123,8	105,1	169,6	226,8	173,5	273,6	203,6	x
Q. 3	172,7	165,5	158,1	111,2	103,5	177,0	222,3	163,1	246,7	235,5	x
Q. 4	187,0	196,0	176,2	123,2	105,4	182,8	222,8	175,0	282,5	249,6	x
1993 Q. 1	165,4	158,1	120,1	100,8	103,4	144,9	205,5	144,7	232,5	207,7	x
Q. 2	167,7	160,2	134,2	108,1	100,6	156,9	211,2	150,2	241,3	201,2	x
Q. 3	164,7	168,1	122,7	99,4	104,7	162,9	207,1	145,7	209,1	231,9	x
Q. 4	178,8	184,6	161,4	114,9	120,5	166,7	224,7	161,8	242,6	235,2	x
1994 Q. 1	175,2	173,9	131,3	113,4	110,9	150,2	230,7	159,0	232,0	239,3	x
Q. 2	179,5	183,5	146,9	123,9	108,3	176,2	244,7	178,0	248,6	211,6	x
Q. 3	178,1	186,2	143,9	115,2	107,5	163,9	234,6	172,4	231,2	241,8	x
Q. 4	194,8	198,9	168,7	126,9	117,4	202,1	250,4	191,8	271,9	247,1	x
1995 Q. 1	188,0	169,4	132,2	113,8	107,5	159,1	236,6	184,8	259,7	224,2	x
Q. 2	189,4	182,1	143,4	124,0	105,7	177,7	239,4	190,3	265,9	208,2	x
Q. 3	183,2	177,8	146,8	112,1	102,6	163,9	243,2	176,4	241,5	237,4	x
Q. 4	194,6	192,1	173,7	116,9	109,9	160,4	248,6	183,9	301,4	229,3	x
Index of Average Value											
1992	101,9	91,8	127,0	88,6	55,1	67,9	98,6	100,2	125,6	112,2	x
1993	96,6	83,1	128,7	80,7	52,0	66,5	90,6	92,2	125,3	108,1	x
1994	97,7	83,8	126,8	85,1	48,6	75,0	93,9	91,8	131,0	106,0	x
1995	101,1	89,1	123,4	92,3	47,6	80,3	102,5	98,1	128,4	108,4	x
1992 Q. 1	103,0	94,7	133,0	91,7	56,1	68,1	99,6	100,7	124,7	115,3	x
Q. 2	103,3	96,2	131,1	89,4	56,3	69,7	99,4	101,1	128,2	111,8	x
Q. 3	101,2	90,1	113,4	88,5	53,1	66,9	98,7	100,0	126,1	113,1	x
Q. 4	100,0	86,7	131,4	85,2	54,9	67,0	96,8	98,9	123,5	108,8	x
1993 Q. 1	97,4	81,8	130,2	81,9	54,5	67,2	92,0	92,2	123,4	110,7	x
Q. 2	96,8	84,9	129,1	80,5	53,3	67,5	88,9	93,6	123,2	106,3	x
Q. 3	96,9	82,9	130,1	80,5	50,9	65,4	92,0	91,9	128,7	108,8	x
Q. 4	95,3	82,8	126,3	80,1	49,9	66,0	89,8	91,2	126,2	106,8	x
1994 Q. 1	96,9	81,9	126,0	82,6	48,8	73,0	91,1	90,4	130,4	108,3	x
Q. 2	98,4	84,5	129,4	83,2	48,8	75,7	92,9	91,7	133,5	106,1	x
Q. 3	97,8	83,6	126,6	85,7	48,1	74,0	95,4	91,9	131,4	107,4	x
Q. 4	97,6	85,0	125,3	88,6	48,7	76,7	96,2	92,8	128,9	102,4	x
1995 Q. 1	101,6	90,0	127,8	93,4	49,0	82,2	104,2	96,2	130,0	109,4	x
Q. 2	100,9	90,4	122,4	90,9	48,0	80,8	104,6	98,5	127,7	105,9	x
Q. 3	100,4	87,9	120,6	93,5	45,0	77,9	100,8	99,0	128,5	108,5	x
Q. 4	101,4	88,2	123,2	91,5	48,3	80,2	100,5	98,8	127,5	109,4	x

1) Goods returned and replaced have not been allocated to the various sections according to their type but were as a whole included in Section 9.

**2 Index of Current Value, Volume and Average Value of Imports and Exports
(Special Trade) by Sections of the SITC - Rev. 3**

1980 = 100

2.1 Total

Year Quarter	Exports										
	Total	Section									
		0 Food and live animals	1 Beverages and tobacco	2 Crude materials, inedible	3 Mineral fuels, lubricants etc.	4 Animal and vegetable oils and fats	5 Chemicals	6 Manu- factured goods classified chiefly by material	7 Machinery and transport equipment	8 Miscella- neous manu- factured articles	9 Commodities and trans- actions not classified acc to kind 1)
Index of Current Value											
1992	187.7	190.3	256.1	167.9	61.3	96.8	186.7	152.7	210.4	228.5	x
1993	176.0	180.1	246.3	147.3	55.9	101.0	179.5	138.7	191.1	207.5	x
1994	193.6	190.5	283.8	175.2	58.2	123.7	208.9	153.7	213.9	218.2	x
1995	209.9	195.6	269.3	190.0	53.7	140.0	221.3	169.5	231.9	222.6	x
1992 Q. 1	192.8	191.7	235.2	176.8	62.1	101.6	196.6	158.6	215.3	235.0	x
Q. 2	183.7	183.8	250.3	168.5	61.9	104.3	188.5	150.8	207.9	204.6	x
Q. 3	183.9	191.0	294.9	161.6	60.2	89.9	182.5	150.1	201.8	242.8	x
Q. 4	190.2	194.9	243.9	164.9	61.2	91.5	179.1	151.3	216.6	231.7	x
1993 Q. 1	173.4	171.1	215.4	146.8	53.7	96.2	174.4	133.6	183.9	210.3	x
Q. 2	174.6	171.8	251.5	151.9	54.4	98.8	181.3	141.3	189.2	190.3	x
Q. 3	168.4	177.2	253.2	137.7	55.9	95.1	175.6	133.9	177.7	211.5	x
Q. 4	187.5	200.4	265.2	152.9	59.5	114.0	186.6	145.8	213.8	217.9	x
1994 Q. 1	183.1	185.3	229.6	173.6	57.9	115.4	202.7	139.0	198.4	212.3	x
Q. 2	197.7	189.4	278.4	176.7	58.2	114.0	209.4	160.9	219.9	211.9	x
Q. 3	188.0	189.5	315.7	167.2	55.8	127.1	199.6	146.0	204.2	220.9	x
Q. 4	205.5	197.9	311.6	183.2	60.7	138.1	215.8	169.0	233.0	227.6	x
1995 Q. 1	207.4	183.1	232.4	198.6	54.3	155.2	223.0	166.7	223.9	221.3	x
Q. 2	211.7	183.8	278.6	192.6	47.5	134.2	234.9	174.3	233.7	207.7	x
Q. 3	201.2	201.3	306.8	185.3	50.9	125.4	214.3	164.8	214.6	232.2	x
Q. 4	219.4	214.3	259.2	183.4	62.2	145.3	212.9	172.1	255.5	229.1	x
Index of Volume											
1992	160.2	200.4	212.8	192.0	87.9	155.0	174.8	145.3	157.6	197.4	x
1993	157.6	199.6	220.4	190.9	92.3	162.0	178.9	143.9	148.3	178.8	x
1994	175.2	214.2	259.0	214.9	100.0	166.6	208.4	160.7	167.3	192.9	x
1995	186.0	216.2	247.8	205.9	95.9	192.0	211.6	166.9	185.4	184.7	x
1992 Q. 1	165.1	204.2	184.7	195.8	85.6	166.0	181.1	150.9	163.9	201.4	x
Q. 2	156.6	187.1	205.1	186.7	86.7	163.3	174.6	143.1	155.7	182.1	x
Q. 3	156.2	199.5	241.8	189.6	89.2	145.3	171.6	142.6	149.0	206.4	x
Q. 4	163.0	210.8	219.5	195.8	90.2	145.6	171.8	144.6	161.8	199.8	x
1993 Q. 1	153.8	186.1	191.2	183.8	85.8	156.6	170.7	136.2	144.1	176.2	x
Q. 2	157.0	182.5	218.1	195.2	90.0	160.2	178.8	145.8	148.7	169.4	x
Q. 3	151.0	192.3	224.2	185.1	92.4	151.8	174.9	141.8	136.5	182.3	x
Q. 4	168.4	237.4	248.2	199.4	101.1	179.6	191.1	151.7	163.8	187.2	x
1994 Q. 1	165.7	209.7	207.8	220.2	99.6	154.0	201.8	146.1	156.0	183.5	x
Q. 2	178.1	211.0	247.9	216.7	96.6	156.0	209.9	168.2	171.0	190.7	x
Q. 3	170.4	212.4	279.2	210.2	93.8	173.6	203.8	154.4	158.9	192.1	x
Q. 4	186.5	223.5	301.0	212.5	110.1	182.8	218.0	174.2	183.3	205.1	x
1995 Q. 1	183.6	197.1	198.6	211.6	93.2	194.5	210.0	166.8	180.1	181.4	x
Q. 2	188.4	198.6	253.8	206.7	80.9	178.9	226.9	171.5	187.6	181.2	x
Q. 3	178.2	225.2	290.9	198.7	92.6	177.4	203.3	162.2	171.3	189.3	x
Q. 4	193.8	244.0	247.8	206.8	116.9	217.0	206.0	167.0	202.7	186.7	x
Index of Average Value											
1992	117.1	95.0	120.3	87.5	69.8	62.5	106.8	105.1	133.5	115.7	x
1993	111.7	90.2	111.8	77.2	60.5	62.3	100.4	96.4	128.9	116.1	x
1994	110.5	89.0	109.6	81.5	58.1	74.2	99.3	95.6	127.8	113.1	x
1995	112.9	90.5	108.7	92.2	56.0	72.9	104.6	101.5	125.1	120.5	x
1992 Q. 1	116.8	93.9	127.4	90.3	72.5	61.2	108.5	105.1	131.4	116.7	x
Q. 2	117.3	98.3	122.0	90.3	71.4	63.9	107.9	105.3	133.5	112.3	x
Q. 3	117.8	95.7	121.9	85.2	67.5	61.8	106.3	105.3	135.4	117.6	x
Q. 4	116.7	92.4	111.1	84.2	67.8	62.9	104.2	104.6	133.9	116.0	x
1993 Q. 1	112.7	91.9	112.6	79.9	62.6	61.4	102.2	98.2	127.6	119.3	x
Q. 2	111.2	94.1	115.3	77.8	60.4	61.7	101.4	96.9	127.2	112.3	x
Q. 3	111.5	92.1	113.0	74.4	60.6	62.6	100.4	94.4	130.2	116.0	x
Q. 4	111.3	84.4	106.9	76.7	58.8	63.5	97.7	96.1	130.5	116.4	x
1994 Q. 1	110.5	88.3	110.5	78.8	58.1	75.0	100.5	95.1	127.2	115.7	x
Q. 2	111.0	89.8	112.3	81.5	60.2	73.1	99.8	95.7	128.6	111.1	x
Q. 3	110.4	89.2	113.1	79.6	59.5	73.2	98.0	94.5	128.5	115.0	x
Q. 4	110.2	88.5	103.5	86.2	55.2	75.5	99.0	97.0	127.1	110.9	x
1995 Q. 1	113.0	92.9	117.0	93.9	58.2	79.8	106.2	99.9	124.3	122.0	x
Q. 2	112.4	92.6	109.8	93.2	58.7	75.0	103.5	101.6	124.5	114.7	x
Q. 3	112.9	89.4	105.5	93.3	54.9	70.7	105.4	101.6	125.3	122.6	x
Q. 4	113.3	87.8	104.6	88.7	53.2	66.9	103.3	103.0	126.1	122.7	x

See footnote on page 18.

2 Index of Current Value, Volume and Average Value of Imports and Exports
(Special Trade) by Sections of the SITC - Rev. 3
1980 = 100
2.2 EC-Countries

Year Quarter	Imports										
	Total	Section									
		0 Food and live animals	1 Beverages and tobacco	2 Crude materials, inedible	3 Mineral fuels, lubricants etc.	4 Animal and vegetable oils and fats	5 Chemicals	6 Manu- factured goods classified chiefly by material	7 Machinery and transport equipment	8 Miscella- neous manu- factured articles	9 Commodities and trans- actions not classified acc to kind 1)
Index of Current Value											
1992	191,3	189,3	211,4	137,0	69,0	151,4	209,2	167,2	295,4	212,6	x
1993	156,5	153,8	189,9	95,2	68,6	118,2	170,5	119,7	218,0	154,6	x
1994	166,6	167,4	199,1	111,7	62,9	152,5	200,8	138,0	241,3	166,2	x
1995	184,6	171,0	204,8	122,7	62,6	165,8	221,4	159,8	253,4	169,3	x
1992 Q 1	197,9	179,1	197,7	146,4	79,4	158,7	220,3	168,2	314,8	217,8	x
Q 2	192,6	199,0	193,9	148,1	65,1	145,9	212,5	173,3	304,2	191,2	x
Q 3	179,4	184,7	195,8	118,9	61,7	154,8	205,8	156,9	261,2	213,0	x
Q 4	195,1	194,5	258,1	134,7	69,9	146,4	198,2	170,3	301,3	228,5	x
1993 Q 1	157,1	137,8	158,2	98,3	67,7	112,4	167,7	113,4	225,1	148,4	x
Q 2	158,7	151,6	201,2	99,7	62,3	121,0	165,2	121,8	229,5	142,1	x
Q 3	150,2	162,0	163,6	87,2	63,3	118,9	170,4	114,4	192,4	161,0	x
Q 4	159,8	163,7	236,4	95,4	80,9	120,7	178,6	129,2	225,2	166,8	x
1994 Q 1	156,5	146,3	167,9	106,0	70,7	135,0	180,9	119,1	220,9	162,7	x
Q 2	171,3	170,4	202,5	122,9	58,8	152,1	204,2	144,7	260,6	159,5	x
Q 3	162,7	177,7	185,4	100,9	53,3	138,1	200,1	134,5	231,1	168,3	x
Q 4	176,1	175,3	240,7	117,0	68,8	184,9	218,1	153,7	252,4	174,3	x
1995 Q 1	186,5	157,6	173,8	124,6	66,5	168,5	220,4	160,0	251,8	170,3	x
Q 2	189,3	178,0	203,0	134,2	63,1	168,4	223,4	167,7	256,3	156,5	x
Q 3	175,1	169,4	194,2	111,7	52,8	154,1	221,8	151,1	221,2	173,4	x
Q 4	187,6	178,9	248,2	120,3	68,1	172,0	220,2	160,5	284,1	176,8	x
Index of Volume											
1992	183,0	184,5	160,3	155,3	120,3	199,9	209,1	160,7	243,0	190,6	x
1993	161,7	167,8	143,8	115,9	123,3	161,6	187,0	125,1	186,3	154,6	x
1994	171,4	193,0	152,3	126,9	119,0	186,2	214,7	144,2	198,3	170,6	x
1995	183,9	183,9	159,6	134,6	121,6	200,1	218,8	159,0	210,9	167,4	x
1992 Q 1	186,7	170,5	141,4	160,2	134,8	208,2	213,5	161,2	258,1	186,0	x
Q 2	181,6	187,5	139,8	170,9	111,9	188,7	212,2	165,8	244,5	172,7	x
Q 3	172,7	182,0	175,0	133,4	112,7	207,0	205,9	151,3	214,3	189,2	x
Q 4	190,8	198,0	185,1	156,6	121,6	195,7	204,7	164,3	255,1	214,3	x
1993 Q 1	160,6	151,7	120,2	122,2	115,3	155,1	184,2	117,9	196,4	141,1	x
Q 2	160,9	160,0	152,1	121,7	110,0	172,2	182,9	125,8	193,2	142,4	x
Q 3	155,6	176,4	119,1	106,6	119,3	160,5	181,7	120,0	160,4	163,8	x
Q 4	169,7	182,8	183,6	113,3	148,4	158,4	199,2	136,5	195,3	171,0	x
1994 Q 1	163,6	173,2	129,7	119,9	131,1	168,5	203,2	126,5	182,8	161,2	x
Q 2	174,9	196,6	152,4	145,3	111,4	182,0	221,4	152,5	211,8	161,8	x
Q 3	165,5	205,9	141,4	115,4	103,5	170,1	208,3	140,2	187,7	168,6	x
Q 4	181,7	196,3	185,6	127,2	129,8	224,3	225,8	157,5	210,7	190,9	x
1995 Q 1	184,7	169,7	131,6	133,5	125,9	199,7	215,5	160,4	207,9	166,4	x
Q 2	189,7	190,3	161,2	150,0	126,4	201,9	219,1	165,3	214,9	159,9	x
Q 3	176,0	182,8	152,6	122,3	110,3	189,6	220,2	150,7	186,1	170,9	x
Q 4	185,3	192,8	193,1	132,6	123,8	209,2	220,5	159,5	234,6	172,5	x
Index of Average Value											
1992	104,5	102,6	131,8	88,2	57,4	75,8	100,0	104,0	121,6	111,6	x
1993	96,7	91,7	132,1	82,1	55,6	73,2	91,2	95,7	117,0	100,0	x
1994	97,2	86,8	130,8	88,0	52,9	81,9	93,6	95,7	121,7	97,4	x
1995	100,4	93,0	128,3	91,1	51,5	82,8	101,2	100,5	120,1	101,1	x
1992 Q 1	106,0	105,1	139,8	91,3	58,9	76,2	103,1	104,3	122,0	117,1	x
Q 2	106,1	106,2	136,7	86,7	58,2	77,3	100,1	104,5	124,4	110,7	x
Q 3	103,8	101,5	111,9	89,1	54,8	74,8	100,0	103,7	121,9	112,6	x
Q 4	102,2	98,3	139,4	86,0	57,5	74,8	96,8	103,7	118,1	106,6	x
1993 Q 1	97,8	90,8	131,6	80,5	58,8	72,5	91,0	96,1	114,6	105,1	x
Q 2	98,6	94,7	132,3	81,9	56,6	70,3	90,4	96,9	118,8	99,8	x
Q 3	96,5	91,8	137,3	81,8	53,1	74,1	93,8	95,4	119,9	98,3	x
Q 4	94,1	89,5	128,8	84,2	54,5	76,2	89,7	94,7	115,3	97,5	x
1994 Q 1	95,7	84,5	129,5	88,4	53,9	80,1	89,0	94,2	120,9	101,0	x
Q 2	97,9	86,7	132,9	84,6	52,8	83,6	92,3	94,8	123,0	98,6	x
Q 3	98,3	86,3	131,1	87,4	51,5	81,2	96,1	95,9	123,1	99,8	x
Q 4	96,9	89,3	129,7	92,0	53,0	82,4	96,6	97,6	119,8	91,3	x
1995 Q 1	101,0	92,9	132,1	93,3	52,8	84,4	102,3	99,7	121,1	102,3	x
Q 2	99,8	93,5	126,0	89,5	49,9	83,4	102,0	101,4	119,2	97,9	x
Q 3	99,4	92,7	127,2	91,3	47,8	81,3	100,7	100,3	118,9	101,5	x
Q 4	101,2	92,8	128,6	90,7	55,0	82,2	99,9	100,7	121,1	102,5	x

See footnote on page 18.

**2 Index of Current Value, Volume and Average Value of Imports and Exports
(Special Trade) by Sections of the SITC - Rev. 3**

1980 = 100
2.2 EC-Countries

Year Quarter	Exports										
	Total	Section									
		0 Food and live animals	1 Beverages and tobacco	2 Crude materials, inedible	3 Mineral fuels, lubricants etc.	4 Animal and vegetable oils and fats	5 Chemicals	6 Manu- factured goods classified chiefly by material	7 Machinery and transport equipment	8 Miscella- neous manu- factured articles	9 Commodities and trans- actions not classified acc. to kind 1)
Index of Current Value											
1992	190,2	199,0	245,5	171,9	44,5	110,6	196,3	154,2	227,8	211,1	x
1993	165,6	178,9	214,3	139,4	38,4	105,1	175,1	129,0	183,5	171,9	x
1994	180,0	188,4	219,2	170,3	41,4	123,5	205,5	141,2	205,1	177,3	x
1995	193,2	183,8	206,6	185,2	36,7	141,1	220,9	154,9	220,6	176,4	x
1992 Q. 1	200,8	191,6	235,8	184,6	45,2	113,7	210,7	166,1	240,9	225,1	x
Q. 2	189,2	197,3	245,2	174,0	46,6	117,1	199,8	153,7	230,7	187,1	x
Q. 3	183,7	206,8	267,8	163,2	42,6	105,9	190,5	149,1	211,8	225,9	x
Q. 4	187,1	200,3	233,3	165,7	43,4	105,7	184,2	147,9	227,7	206,3	x
1993 Q. 1	167,9	168,1	185,9	141,5	37,7	101,0	168,3	129,3	176,6	184,8	x
Q. 2	169,8	178,7	226,1	148,8	36,3	110,4	179,4	135,4	189,2	155,3	x
Q. 3	157,8	182,1	231,5	125,8	39,8	100,9	168,0	123,1	168,5	177,6	x
Q. 4	166,8	186,8	213,5	141,6	39,9	108,0	184,6	128,0	199,8	170,0	x
1994 Q. 1	177,8	179,4	167,2	175,9	42,7	124,4	205,7	133,6	197,4	186,3	x
Q. 2	183,2	183,8	217,2	168,9	40,1	113,7	209,4	145,8	212,1	163,9	x
Q. 3	175,4	196,0	260,2	162,1	37,5	128,1	192,2	136,0	194,2	183,4	x
Q. 4	183,5	194,5	232,3	174,2	45,1	127,6	214,9	149,6	216,7	175,6	x
1995 Q. 1	195,3	170,7	181,0	198,8	38,7	161,3	221,1	157,4	216,0	184,7	x
Q. 2	199,7	175,9	228,2	187,2	32,4	136,3	243,0	162,5	230,4	162,6	x
Q. 3	184,0	193,6	237,0	180,3	36,5	130,8	209,3	150,4	199,4	185,5	x
Q. 4	194,0	195,0	180,1	174,7	39,3	136,0	210,2	149,2	236,5	172,7	x
Index of Volume											
1992	160,1	193,6	196,5	202,2	56,6	179,3	188,2	145,7	164,0	181,4	x
1993	150,3	182,4	183,4	190,4	61,8	169,2	186,1	134,8	142,0	147,0	x
1994	162,9	199,9	182,7	218,2	70,9	171,8	218,8	147,5	154,8	153,3	x
1995	169,6	195,5	177,5	205,5	64,1	197,9	218,2	151,9	168,3	146,5	x
1992 Q. 1	169,3	187,1	178,3	208,5	54,4	185,9	196,5	157,5	177,6	190,8	x
Q. 2	159,2	189,1	192,8	198,3	57,8	185,7	189,8	145,2	167,0	165,5	x
Q. 3	153,2	198,9	210,6	199,0	56,1	174,5	184,3	139,2	148,5	192,2	x
Q. 4	158,7	199,2	206,5	202,9	58,1	171,2	182,4	141,0	163,1	177,0	x
1993 Q. 1	149,7	167,2	152,9	186,3	58,7	167,9	173,9	132,2	137,4	149,9	x
Q. 2	155,2	176,6	192,9	200,1	57,6	180,3	188,4	140,2	150,0	138,9	x
Q. 3	144,3	184,0	192,3	180,4	65,3	158,6	180,0	133,8	129,2	153,4	x
Q. 4	152,1	201,9	195,5	195,0	65,6	170,0	202,0	133,0	152,4	145,8	x
1994 Q. 1	161,8	190,5	142,6	238,1	72,5	168,9	216,7	140,3	152,3	155,3	x
Q. 2	165,6	191,2	174,8	213,5	65,1	160,6	225,0	152,7	160,1	145,2	x
Q. 3	157,4	208,2	213,1	213,0	61,5	182,3	207,2	142,8	143,3	153,8	x
Q. 4	166,8	209,7	200,3	208,2	84,7	175,3	226,5	154,4	163,7	158,9	x
1995 Q. 1	171,8	179,9	146,3	216,8	66,1	210,8	215,6	157,2	166,7	150,9	x
Q. 2	176,8	181,9	189,3	208,6	53,9	186,4	245,3	160,8	177,0	143,7	x
Q. 3	161,7	207,1	205,9	196,8	63,9	188,1	205,4	147,2	151,8	152,0	x
Q. 4	168,1	213,2	168,4	199,8	72,4	206,1	206,3	142,3	177,7	139,5	x
Index of Average Value											
1992	118,8	102,8	124,9	85,0	78,6	61,7	104,3	105,8	138,9	116,4	x
1993	110,1	98,1	116,8	73,2	62,2	62,1	94,1	95,7	129,3	117,0	x
1994	110,5	94,2	120,0	78,0	58,3	71,9	93,9	95,7	132,5	115,7	x
1995	113,9	94,0	116,4	90,1	57,4	71,3	101,3	102,0	131,0	120,4	x
1992 Q. 1	118,6	102,4	133,8	88,5	83,1	61,2	107,3	105,4	135,6	118,0	x
Q. 2	118,8	104,4	127,2	87,8	80,6	63,0	105,2	105,8	138,2	113,0	x
Q. 3	119,9	104,0	127,1	82,0	76,0	60,7	103,4	107,1	142,6	117,5	x
Q. 4	118,0	100,5	113,0	81,7	74,7	61,8	101,0	104,9	139,7	116,6	x
1993 Q. 1	112,1	100,5	121,5	75,9	64,4	60,1	96,8	97,8	128,5	123,3	x
Q. 2	109,4	101,2	117,2	74,4	63,0	61,2	95,2	96,6	126,2	111,8	x
Q. 3	109,3	99,0	120,4	69,7	60,9	63,6	93,3	92,0	131,5	115,8	x
Q. 4	109,7	92,5	109,2	72,6	60,9	63,5	91,4	96,2	131,1	116,6	x
1994 Q. 1	109,9	94,2	117,3	73,9	58,9	73,7	94,9	95,2	129,6	120,0	x
Q. 2	110,6	96,1	124,3	79,1	61,7	70,8	93,0	95,5	132,4	112,9	x
Q. 3	111,5	94,1	122,1	76,1	61,0	70,3	92,8	95,3	135,6	119,3	x
Q. 4	110,0	92,8	116,0	83,7	53,2	72,7	94,9	96,9	132,4	110,5	x
1995 Q. 1	113,7	94,9	123,7	91,7	58,6	76,5	102,5	100,1	129,6	122,4	x
Q. 2	113,0	96,7	120,6	89,7	60,2	73,2	99,1	101,1	130,2	113,2	x
Q. 3	113,7	93,5	115,1	91,6	57,2	65,5	101,9	102,2	131,3	122,0	x
Q. 4	115,4	91,5	108,9	87,4	54,3	66,0	101,9	104,8	133,1	123,8	x

See footnote on page 18.

2 Index of Current Value, Volume and Average Value of Imports and Exports (Special Trade) by Sections of the SITC - Rev. 3

1980 = 100
2.3 Other Countries

Year Quarter	Imports										
	Section										
	Total	0 Food and live animals	1 Beverages and tobacco	2 Crude materials, inedible	3 Mineral fuels, lubricants etc.	4 Animal and vegetable oils and fats	5 Chemicals	6 Manu- factured goods classified chiefly by material	7 Machinery and transport equipment	8 Miscella- neous manu- factured articles	9 Commodities and trans- actions not classified acc. to kind 1)
Index of Current Value											
1992	177,5	131,9	166,3	95,0	53,7	100,3	253,1	175,8	400,8	304,1	x
1993	169,5	122,5	147,1	82,1	49,6	96,5	237,7	161,8	380,2	314,1	x
1994	187,4	141,6	168,7	98,7	49,6	115,4	277,2	188,1	424,1	326,9	x
1995	196,4	148,7	150,9	102,7	44,8	111,6	303,6	204,9	455,9	313,3	x
1992 Q. 1	184,8	143,7	174,6	95,1	55,0	98,2	260,6	178,4	411,2	326,7	x
Q. 2	174,4	135,6	147,5	98,1	56,3	100,6	252,3	177,8	409,5	261,5	x
Q. 3	170,8	107,3	153,2	91,6	51,7	95,2	247,5	170,5	373,9	316,3	x
Q. 4	180,0	141,1	189,8	95,1	51,9	107,3	252,0	176,6	408,7	311,9	x
1993 Q. 1	164,7	119,3	153,5	77,3	50,8	87,7	233,5	157,5	364,8	306,5	x
Q. 2	165,5	117,7	129,1	82,8	49,3	96,3	234,7	163,0	382,3	281,4	x
Q. 3	168,0	112,8	153,6	77,6	48,3	98,7	232,7	157,0	365,9	337,9	x
Q. 4	179,9	140,1	152,3	90,9	50,0	103,2	249,9	169,5	407,9	330,5	x
1994 Q. 1	181,5	137,7	161,5	89,5	46,0	93,6	271,4	173,0	405,5	349,5	x
Q. 2	181,4	137,0	170,7	96,4	50,0	121,5	275,4	185,2	421,7	285,7	x
Q. 3	184,2	129,8	177,1	98,0	51,0	110,5	273,1	187,1	395,3	345,4	x
Q. 4	202,4	161,9	165,3	111,0	51,4	136,0	288,7	207,1	474,0	327,0	x
1995 Q. 1	195,0	146,6	161,2	100,2	46,0	106,8	301,2	199,0	445,7	315,6	x
Q. 2	192,7	148,7	132,3	105,6	44,7	127,8	307,2	211,2	444,6	280,8	x
Q. 3	191,7	141,1	149,9	102,6	43,0	110,7	294,0	202,5	422,6	336,5	x
Q. 4	206,0	158,5	160,2	102,4	45,7	101,0	311,8	207,1	510,6	320,4	x
Index of Volume											
1992	178,4	169,3	140,4	106,9	99,9	162,5	262,9	182,9	309,3	270,1	x
1993	175,7	167,7	120,2	102,4	99,5	155,5	264,6	181,1	288,1	279,5	x
1994	191,2	177,0	140,6	117,5	107,1	164,8	293,2	212,4	305,9	295,3	x
1995	193,1	176,2	132,4	110,7	99,0	143,1	290,3	213,6	337,9	278,6	x
1992 Q. 1	184,3	173,6	142,8	103,6	101,3	160,0	277,2	184,0	322,5	286,2	x
Q. 2	173,0	163,8	125,1	108,1	101,8	157,4	257,1	182,6	310,2	232,6	x
Q. 3	172,7	146,0	131,5	103,8	99,0	157,9	256,6	177,2	287,5	279,0	x
Q. 4	183,7	193,7	162,3	112,1	97,5	174,6	260,6	187,8	316,9	282,6	x
1993 Q. 1	169,6	165,5	120,1	93,7	97,6	138,5	249,8	176,8	278,0	270,2	x
Q. 2	173,7	160,4	106,0	103,6	95,9	147,2	270,4	179,3	301,7	256,4	x
Q. 3	172,7	158,3	128,4	96,9	97,5	164,5	260,2	176,3	270,5	295,9	x
Q. 4	186,8	186,6	126,3	115,4	106,8	172,0	278,0	192,1	302,2	295,4	x
1994 Q. 1	185,5	174,8	133,9	111,2	101,0	138,6	288,2	197,8	294,1	312,6	x
Q. 2	183,5	168,2	138,4	116,8	106,8	172,6	293,6	208,4	294,9	258,4	x
Q. 3	189,2	163,1	148,0	115,1	109,5	160,0	289,6	210,8	285,9	310,4	x
Q. 4	206,4	201,9	142,1	126,8	111,3	187,9	301,7	232,7	348,9	299,7	x
1995 Q. 1	191,0	169,2	133,2	107,2	98,5	133,2	280,5	214,0	324,8	278,4	x
Q. 2	189,1	172,4	115,5	115,4	95,6	162,3	282,0	220,2	330,1	253,5	x
Q. 3	189,5	172,1	137,5	108,8	98,8	147,5	291,4	207,1	311,3	299,9	x
Q. 4	202,9	191,3	143,4	111,6	103,1	129,3	307,4	213,2	385,5	282,6	x
Index of Average Value											
1992	99,5	77,9	118,4	88,9	53,8	61,8	96,3	96,1	129,6	112,6	x
1993	96,5	73,0	122,4	80,2	49,9	62,0	89,8	89,3	132,0	112,4	x
1994	98,0	80,0	120,0	84,0	46,3	70,0	94,5	88,5	138,6	110,7	x
1995	101,7	84,4	114,0	92,8	45,3	78,0	104,6	95,9	134,9	112,5	x
1992 Q. 1	100,3	82,8	122,3	91,8	54,3	61,4	94,0	96,9	127,5	114,2	x
Q. 2	100,8	82,8	117,9	90,8	55,3	63,9	98,1	97,3	132,0	112,4	x
Q. 3	98,9	73,5	116,5	88,2	52,2	60,3	96,4	96,2	130,1	113,4	x
Q. 4	98,0	72,9	117,0	84,8	53,3	61,5	96,7	94,0	129,0	110,4	x
1993 Q. 1	97,1	72,1	127,8	82,4	52,1	63,4	93,5	89,1	131,2	113,4	x
Q. 2	95,3	73,4	121,9	80,0	51,4	65,4	86,8	90,9	126,7	109,8	x
Q. 3	97,3	71,2	119,6	80,0	49,5	60,0	89,4	89,0	135,3	114,2	x
Q. 4	96,3	75,1	120,6	78,7	46,8	60,0	89,9	88,2	135,0	111,9	x
1994 Q. 1	97,8	78,8	120,6	80,5	45,6	67,5	94,2	87,5	137,9	111,8	x
Q. 2	98,8	81,4	123,4	82,5	46,8	70,4	93,8	88,9	143,0	110,6	x
Q. 3	97,4	79,6	119,7	85,2	46,5	69,0	94,3	88,8	138,2	111,3	x
Q. 4	98,1	80,2	116,3	87,5	46,2	72,4	95,7	89,0	135,8	109,1	x
1995 Q. 1	102,1	86,6	121,0	93,4	46,7	80,1	107,4	93,0	137,2	113,4	x
Q. 2	101,9	86,3	114,5	91,6	46,7	78,7	109,0	95,9	134,7	110,7	x
Q. 3	101,1	82,0	109,0	94,4	43,5	75,1	100,9	97,8	135,7	112,2	x
Q. 4	101,5	82,8	111,8	91,8	44,3	78,1	101,4	97,1	132,4	113,4	x

See footnote on page 18.

2 Index of Current Value, Volume and Average Value of Imports and Exports (Special Trade) by Sections of the SITC - Rev. 3

1980 = 100

2.3 Other Countries

Year Quarter	Exports										
	Total	Section									
		0 Food and live animals	1 Beverages and tobacco	2 Crude materials, inedible	3 Mineral fuels, lubricants etc.	4 Animal and vegetable oils and fats	5 Chemicals	6 Manu- factured goods classified chiefly by material	7 Machinery and transport equipment	8 Miscella- neous manu- factured articles	9 Commodities and trans- actions not classified acc. to kind 1)
Index of Current Value											
1992	185,2	174,0	275,7	162,3	92,9	75,2	178,4	151,1	196,7	246,8	x
1993	186,0	182,3	306,1	158,7	88,5	94,6	183,3	149,4	197,1	245,0	x
1994	206,7	194,5	404,1	182,2	89,5	124,0	208,0	167,5	220,8	261,2	x
1995	226,0	217,9	386,0	196,8	85,4	138,3	221,6	185,6	240,8	271,3	x
1992 Q. 1	185,1	191,8	234,0	165,6	93,5	82,7	184,4	150,4	195,2	245,2	x
Q. 2	178,4	158,4	259,7	160,6	90,4	84,2	178,7	147,5	190,0	223,0	x
Q. 3	184,2	161,0	345,3	159,2	93,1	64,8	175,7	151,3	193,9	260,6	x
Q. 4	193,0	184,7	263,7	163,8	94,4	69,2	174,7	155,1	207,9	258,4	x
1993 Q. 1	178,7	176,6	270,4	154,4	83,4	88,7	179,8	138,4	189,7	237,1	x
Q. 2	179,3	158,7	298,9	156,3	88,4	80,5	183,0	147,9	189,1	227,2	x
Q. 3	178,6	167,8	293,5	155,0	86,2	85,9	182,2	145,9	184,9	247,2	x
Q. 4	207,4	226,2	361,6	169,3	96,1	123,4	188,5	165,5	224,8	268,4	x
1994 Q. 1	188,2	196,4	345,7	170,2	86,3	101,3	200,1	145,0	199,1	239,8	x
Q. 2	211,8	200,2	392,3	187,9	91,9	114,5	209,5	177,6	226,1	262,4	x
Q. 3	200,2	177,3	419,0	174,5	89,9	125,5	206,1	157,0	212,0	260,3	x
Q. 4	226,8	204,2	459,4	196,2	90,0	154,6	216,5	190,4	245,9	282,4	x
1995 Q. 1	219,1	206,3	328,0	198,2	83,3	145,6	224,6	177,0	230,1	259,8	x
Q. 2	223,3	198,8	372,5	200,4	75,7	130,7	227,8	187,3	236,2	255,3	x
Q. 3	217,8	215,8	436,9	192,5	77,7	117,0	218,6	180,6	226,5	281,4	x
Q. 4	244,0	250,6	406,6	196,0	104,9	159,8	215,3	197,3	270,6	288,5	x
Index of Volume											
1992	160,3	213,3	243,0	177,2	146,5	116,9	163,2	144,9	152,5	214,3	x
1993	164,5	231,9	289,3	191,5	149,4	150,8	172,7	153,9	153,2	212,3	x
1994	187,0	241,0	401,1	210,1	154,4	158,5	199,3	175,3	177,1	234,6	x
1995	201,8	255,2	378,7	206,6	155,4	182,7	205,9	183,5	198,9	224,9	x
1992 Q. 1	161,0	236,6	200,2	177,3	144,0	134,7	167,9	143,6	153,1	212,5	x
Q. 2	154,1	183,3	228,1	170,0	140,6	128,1	161,4	140,8	146,9	199,6	x
Q. 3	159,1	200,6	299,9	176,0	151,2	99,6	160,8	146,3	149,4	221,3	x
Q. 4	167,1	232,7	243,9	185,5	150,1	105,3	162,6	148,7	160,8	223,8	x
1993 Q. 1	157,8	221,6	262,5	180,1	136,5	138,9	168,0	140,5	149,4	203,9	x
Q. 2	158,8	193,7	264,9	188,2	150,7	128,6	170,5	152,1	147,7	201,7	x
Q. 3	157,4	208,0	283,4	191,8	143,0	141,2	170,6	150,8	143,0	212,8	x
Q. 4	184,2	304,4	346,2	205,7	167,5	194,6	181,6	172,4	172,8	230,9	x
1994 Q. 1	169,4	246,0	329,3	194,4	150,4	130,6	188,9	152,5	158,9	213,3	x
Q. 2	190,2	248,3	384,0	221,3	155,6	148,8	198,8	185,3	179,6	238,8	x
Q. 3	183,0	220,2	402,3	206,0	154,1	160,1	200,9	167,3	171,2	232,5	x
Q. 4	205,4	249,6	488,7	218,6	157,5	194,5	210,7	196,1	198,8	253,9	x
1995 Q. 1	195,0	229,4	296,0	204,0	143,7	169,0	205,2	177,4	190,6	213,5	x
Q. 2	199,5	230,0	373,9	203,9	131,5	167,2	211,0	183,4	195,9	220,7	x
Q. 3	194,1	259,4	449,2	201,4	146,3	160,5	201,5	178,7	186,6	228,7	x
Q. 4	218,5	302,0	395,6	216,9	200,2	234,1	205,8	194,3	222,4	236,6	x
Index of Average Value											
1992	115,5	81,6	113,4	91,6	63,4	64,4	109,3	104,3	129,0	115,2	x
1993	113,0	78,6	105,8	82,9	59,2	62,7	106,2	97,1	128,7	115,4	x
1994	110,6	80,7	100,8	86,7	58,0	78,2	104,4	95,5	124,6	111,3	x
1995	112,0	85,4	101,9	95,3	55,0	75,7	107,6	101,2	121,1	120,6	x
1992 Q. 1	115,0	81,1	116,9	93,4	65,0	61,4	109,8	104,7	127,5	115,4	x
Q. 2	115,8	86,4	113,9	94,5	64,3	65,8	110,7	104,8	129,4	111,7	x
Q. 3	115,8	80,3	115,1	90,5	61,6	65,1	109,3	103,4	129,8	117,8	x
Q. 4	115,5	79,4	108,1	88,3	62,9	65,8	107,4	104,3	129,3	115,5	x
1993 Q. 1	113,2	79,7	103,0	85,7	61,1	63,8	107,0	98,5	127,0	116,3	x
Q. 2	112,9	81,9	112,8	83,0	58,6	62,6	107,3	97,2	128,1	112,7	x
Q. 3	113,5	80,6	103,6	80,8	60,3	60,9	106,8	96,8	129,3	116,2	x
Q. 4	112,6	74,3	104,4	82,3	57,4	63,4	103,8	96,0	130,0	116,2	x
1994 Q. 1	111,1	79,8	105,0	87,6	57,4	77,5	105,9	95,1	125,3	112,4	x
Q. 2	111,4	80,6	102,1	84,9	59,1	77,0	106,4	95,8	125,9	109,9	x
Q. 3	109,4	80,5	104,2	84,7	58,4	78,4	102,6	93,8	123,8	112,0	x
Q. 4	110,4	81,8	94,0	89,7	57,1	79,5	102,7	97,1	123,7	111,2	x
1995 Q. 1	112,4	89,9	110,8	97,2	58,0	86,1	109,5	99,8	120,7	121,7	x
Q. 2	111,9	86,4	99,6	98,3	57,6	78,2	107,9	102,1	120,5	115,6	x
Q. 3	112,2	83,2	97,3	95,6	53,1	72,9	108,5	101,1	121,4	123,1	x
Q. 4	111,7	83,0	102,8	90,3	52,4	68,3	104,6	101,6	121,7	122,0	x

See footnote on page 18.

3 IMPORTS AND EXPORTS (SPECIAL TRADE) BY SECTIONS AND DIVISIONS OF THE SITC-REV. III
3.1 IMPORTS

SECT AND DIV		1995 DT = 100 KG	1994	1995 1 000 DM	1994	1995 1 000 \$	1994
0	FOOD AND LIVE ANIMALS...	321 562 285	319 308 006	54 503 819	52 370 858	38 113 889	32 423 642
00	LIVE ANIMALS.....	2 731 989	2 568 120	767 584	708 666	538 119	439 151
01	MEAT, MEAT PREPARATIONS.	17 814 742	18 056 185	8 338 586	8 483 868	5 835 190	5 259 603
02	DAIRY PRODUCTS, BIRD EGGS	15 245 161	18 512 689	6 157 863	5 533 709	4 302 610	3 434 037
03	FISH, CRUSTACEANS, MOLLUSC	7 159 085	7 323 292	3 381 474	3 524 948	2 362 164	2 186 874
04	CEREALS, CEREAL PREPRTNS.	46 888 300	44 609 658	3 534 116	3 437 378	2 472 916	2 122 376
05	VEGETABLES AND FRUIT...	131 552 640	128 089 161	18 569 592	17 919 142	12 985 152	11 067 693
06	SUGAR, SUGR. PREPRTNS, HONEY	11 824 184	11 190 828	1 472 232	1 372 473	1 029 350	848 452
07	COFFEE, TEA, COCOA, SPICES.	14 755 612	15 625 144	6 867 962	6 212 012	4 801 210	3 862 995
08	ANIMAL FEED STUFF.....	68 508 914	68 808 031	2 565 307	2 585 530	1 793 310	1 598 864
09	MISC. EDIBLE PRODUCTS ETC	5 081 658	4 514 898	2 849 103	2 593 132	1 993 868	1 603 597
1	BEVERAGES AND TOBACCO...	24 259 950	25 353 804	6 315 585	6 451 123	4 415 604	3 994 906
11	BEVERAGES.....	22 071 840	23 125 596	4 320 301	4 437 537	3 021 133	2 752 803
12	TOBACCO, TOBACCO MANUFACT	2 188 110	2 228 208	1 995 284	2 013 586	1 394 471	1 242 103
2	CRUDE MATERIALS, INEDIBLE	1 045 685 782	1 049 618 984	29 269 232	27 634 533	20 462 755	17 109 570
21	HIDES, SKINS, FURSKINS, RAW	744 724	786 537	271 535	368 230	189 345	225 113
22	OIL SEED, OLEAGINUS FRUIT	51 111 233	49 080 150	2 119 059	2 372 550	1 476 609	1 467 388
23	CRUDE RUBBER.....	6 286 301	5 743 742	1 524 474	1 242 797	1 065 666	770 235
24	CORK AND WOOD.....	53 664 484	57 135 236	3 249 236	3 707 171	2 276 390	2 295 832
25	PULP AND WASTE PAPER....	51 523 115	51 904 450	5 140 269	3 772 031	3 594 644	2 343 259
26	TEXTILE FIBRES.....	7 006 922	7 718 368	2 450 104	2 455 562	1 709 720	1 518 131
27	CRUDE FERTILIZER, MINERAL	360 236 510	368 772 329	2 182 017	2 209 526	1 527 640	1 370 826
28	METALLIFEROUS ORE, SCRAP.	502 427 616	496 243 209	7 387 947	6 757 993	5 165 541	4 189 913
29	CRUDE ANIMAL, VEG. MATERL.	12 684 877	12 234 963	4 944 591	4 748 673	3 457 200	2 928 873
3	FUELS, LUBRICANTS, ETC...	2 146 717 789	2 176 192 456	41 189 011	43 162 678	28 759 636	26 661 827
32	COAL, COKE, BRIQUETTES...	207 513 188	214 492 430	1 790 865	1 756 727	1 251 980	1 086 267
33	PETROLEUM, PETROL, PRODUCT	1 411 760 514	1 482 837 053	28 364 943	31 109 410	19 813 801	19 239 299
34	GAS, NATURAL, MANUFACTURED	527 444 087	478 862 973	9 804 606	9 014 801	6 834 562	5 542 266
35	ELECTRIC CURRENT, MWH	18 606 090	17 828 361	1 228 597	1 281 740	859 293	793 995
4	ANIMAL, VEG. OILS, FATS, WAX	17 998 275	19 349 783	1 926 859	1 880 790	1 346 353	1 166 267
41	ANIMAL OILS AND FATS....	1 887 054	1 828 038	164 019	152 848	114 792	94 281
42	FIXED VEG. FATS AND OILS	10 449 502	11 425 244	1 198 136	1 189 147	836 417	738 149
43	ANIMAL, VEG. FATS, OILS, NES	5 661 719	6 096 501	564 704	538 795	395 147	333 897
5	CHEMICALS, RELTD. PROD. NES	286 938 453	277 348 496	60 741 900	54 998 634	42 487 912	34 039 326
51	ORGANIC CHEMICALS.....	64 896 578	66 379 616	14 119 609	12 969 115	9 885 568	8 030 761
52	INORGANIC CHEMICALS.....	43 171 610	42 196 883	3 746 849	3 969 781	2 623 023	2 455 167
53	DYES, COLOURING MATERIALS	5 652 716	7 182 959	3 059 564	2 868 019	2 139 053	1 773 751
54	MEDICINAL, PHARM. PRODUCTS	1 322 639	1 186 792	9 533 993	8 649 405	6 663 155	5 349 120
55	ESSENTL. OILS, PERFUME, ETC	8 232 597	7 467 700	4 516 222	4 122 088	3 160 695	2 553 683
56	FERTILIZER, EXCEPT GRP272	75 483 602	66 655 408	1 695 703	1 276 998	1 182 955	782 258
57	PLASTICS IN PRIMARY FORM	52 813 595	54 039 541	12 138 396	10 547 825	8 486 884	6 541 471
58	PLASTIC, NON-PRIMARY FORM	7 835 683	7 748 386	5 187 167	4 659 872	3 627 881	2 885 612
59	CHEMICAL MATERIALS NES..	27 529 433	24 511 211	6 744 397	5 935 531	4 718 698	3 667 523
6	MANUFACTURED GOODS.....	633 881 435	608 786 400	112 324 502	100 247 348	78 549 486	62 106 436
61	LEATHER, LEATHER GOODS...	489 689	508 617	1 437 421	1 482 728	1 005 253	916 105
62	RUBBER MANUFACTURES, NES	8 787 730	8 097 364	6 267 406	5 827 301	4 381 460	3 610 954
63	CORK, WOOD MANUFACTURES.	39 271 389	38 046 695	5 817 237	5 559 010	4 070 224	3 439 688
64	PAPER, PAPERBOARD, ETC....	83 622 799	86 189 444	14 084 291	11 940 504	9 851 603	7 404 671
65	TEXTILE YARN, FABRIC, ETC.	14 923 014	14 581 839	17 864 939	17 769 210	12 485 304	10 970 897
66	NON-METAL. MINERAL MANFCT	201 175 129	202 783 952	11 537 102	11 024 922	8 064 041	6 833 248
67	IRON AND STEEL.....	213 048 915	191 251 433	22 482 116	17 818 767	15 727 751	11 056 044
68	NON-FERROUS METALS.....	38 527 160	36 730 098	16 816 775	13 950 820	11 761 824	8 661 340
69	METALS MANUFACTURES, NES.	34 035 610	30 596 958	16 017 215	14 874 086	11 202 026	9 213 489
7	MACHINES, TRANSPORT EQUIP	96 563 943	91 746 258	222 614 260	208 936 726	155 594 681	129 233 035
71	POWER GENERATING MACHINES	6 357 780	5 497 520	14 094 245	13 086 870	9 850 469	8 092 638
72	SPECIAL INDUST. MACHINERY	9 153 895	8 423 911	12 261 250	11 692 470	8 576 464	7 238 009
73	METALWORKING MACHINERY...	1 922 645	1 644 509	3 674 637	3 027 304	2 571 049	1 877 014
74	GENERAL INDUSTL. MACH. NES	13 259 197	11 550 503	21 576 594	19 745 932	15 086 255	12 218 259
75	OFFICE MACHINES, ADP MACH	3 143 614	2 621 894	31 656 423	29 258 344	22 120 678	18 105 731
76	TELECOMM. SOUND EQUIP ETC	3 389 414	3 454 474	17 517 740	17 947 102	12 238 772	11 122 224
77	ELEC MCH APPAR, PARTS, NES	15 102 505	13 942 735	46 733 837	40 976 178	32 677 100	25 415 269
78	ROAD VEHICLES.....	42 639 156	37 371 599	63 159 172	56 253 698	44 171 846	34 760 124
79	OTHR. TRANSPORT EQUIPMENT	1 535 737	7 239 113	11 940 362	16 948 828	8 302 048	10 403 767
8	MISC MANUFACTURED ARTCLS	57 823 649	57 342 483	97 255 496	99 214 542	67 912 742	61 323 873
81	PREFAB BLDGS, FTNG ETC	7 629 484	8 383 577	4 025 035	4 235 941	2 812 585	2 528 661
82	FURNITURE, BEDDING, ETC...	17 064 228	15 693 400	9 604 463	8 952 189	6 709 948	5 525 941
83	TRAVEL GOODS, HANDBGS ETC	1 104 992	1 026 198	1 777 002	1 744 456	1 241 295	1 077 536
84	CLOTHING AND ACCESSORIES	8 698 493	8 767 562	35 174 827	36 767 939	24 544 078	22 707 345
85	FOOTWEAR.....	2 502 921	2 750 294	7 088 280	7 972 923	4 937 201	4 907 649
87	SCIENTIFIC EQUIPMENT NES	1 076 803	999 414	9 896 295	9 633 703	6 914 814	5 961 637
88	PHOTO. APPARAT. NES; CLOCKS	1 465 606	1 441 197	7 266 021	7 189 041	5 082 203	4 456 766
89	MISC MANUFCTRD GOODS NES	18 281 122	18 280 841	22 423 573	22 718 350	15 670 618	14 058 338
9	GOODS NOT CLASSD BY KIND ¹⁾	4 484 868	6 448 341	38 093 433	22 058 133	26 609 576	13 576 875
93	SPEC. TRANSACT. NOT CLASSD	4 480 912	6 440 857	35 888 589	19 738 070	25 066 370	12 139 712
96	COIN NONGOLD NONCURRENT.	1 685	4 449	84 334	123 719	58 890	76 358
97	GOLD, NONMONTY EXCL ORES	2 271	3 035	2 120 510	2 196 344	1 484 316	1 360 805
	TOTAL...	4 635 916 429	4 631 495 011	664 234 097	616 955 365	464 252 634	381 635 757

1) INCL. COMPLETE INDUSTRIAL PLAN N.E.S.

3 IMPORTS AND EXPORTS (SPECIAL TRADE) BY SECTIONS AND DIVISIONS OF THE SITC-REV. III
3.2 EXPORTS

SECT AND DIV	1995 DT = 100 KG	1994	1995 1 000 DM	1994	1995 1 000 \$	1994
0 FOOD AND LIVE ANIMALS...	273 271 965	257 122 723	30 301 835	29 320 002	21 154 837	18 130 170
00 LIVE ANIMALS.....	3 623 190	3 323 556	1 017 022	1 054 661	710 333	652 146
01 MEAT, MEAT PREPARATIONS...	7 379 695	7 594 993	3 149 104	3 283 507	2 196 210	2 027 468
02 DAIRY PRODUCTS,BIRD EGGS	41 506 430	38 720 232	7 434 361	6 826 444	5 197 173	4 213 139
03 FISH,CRUSTACEANS,MOLLUSC	2 730 335	2 315 993	1 035 738	991 198	721 631	613 550
04 CEREALS,CEREAL PREPRNTS...	117 611 179	107 001 877	4 676 265	4 432 204	3 264 507	2 737 873
05 VEGETABLES AND FRUIT....	22 572 114	23 458 522	3 015 459	2 899 293	2 102 762	1 790 971
06 SUGAR,SUGR.PREPTNS,HONEY	20 150 034	19 759 673	1 848 195	1 815 371	1 292 892	1 125 802
07 COFFEE,TEA,COCOA,SPICES...	6 360 789	6 320 033	3 763 679	3 702 363	2 623 465	2 303 947
08 ANIMAL FEED STUFF.....	44 932 213	43 099 644	2 071 466	2 172 761	1 445 982	1 342 730
09 MISC.EDIBLE PRODUCTS ETC	6 405 986	5 528 200	2 290 546	2 142 200	1 599 882	1 322 544
1 BEVERAGES AND TOBACCO...	98 842 166	101 053 827	4 971 760	5 282 260	3 478 231	3 280 185
11 BEVERAGES.....	97 611 070	99 771 453	2 896 741	2 997 893	2 027 454	1 860 098
12 TOBACCO,TOBACCO MANUFACT	1 231 096	1 282 374	2 075 019	2 284 367	1 450 777	1 420 087
2 CRUDE MATERIALS,INEDIBLE	550 789 864	574 016 271	14 339 522	13 005 212	10 013 284	8 035 776
21 HIDES,SKINS,FURSKINS,RAW	1 450 766	1 507 360	493 844	530 333	343 971	327 052
22 OIL SEED,OLEAGINUS FRUIT	6 580 836	6 535 123	310 896	336 746	217 139	207 417
23 CRUDE RUBBER.....	4 566 619	4 959 452	979 908	908 987	684 593	562 852
24 CORK AND WOOD.....	68 968 249	65 584 364	1 510 935	1 461 677	1 057 150	903 876
25 PULP AND WASTE PAPER....	35 552 263	26 537 039	1 227 402	589 981	856 550	369 290
26 TEXTILE FIBRES.....	8 824 138	9 450 329	2 756 318	2 853 909	1 925 218	1 639 202
27 CRUDE FERTILIZER,MINERAL	325 800 860	354 540 773	1 626 216	1 617 808	1 139 858	1 001 042
28 METALLIFEROUS ORE,SCRAP...	94 717 360	100 015 067	3 920 651	3 463 708	2 736 677	2 138 101
29 CRUDE ANIMAL,VEG.MATERL...	4 328 773	3 886 764	1 513 352	1 442 063	1 052 128	886 944
3 FUELS, LUBRICANTS, ETC...	263 225 304	269 276 890	7 183 888	7 772 850	5 015 682	4 802 378
32 COAL, COKE, BRIQUETTES...	47 955 204	60 931 798	748 707	1 043 739	523 921	641 736
33 PETROLEUM,PETROL,PRODUCT	162 374 628	185 412 470	4 677 615	5 276 672	3 265 776	3 268 286
34 GAS,NATURAL,MANUFACTURED	52 895 472	22 932 622	1 063 248	655 019	741 239	403 682
35 ELECTRIC CURRENT, MWH	192 059 291	18 568 893	694 318	797 420	484 746	488 674
4 ANIMAL,VEG.OILS,FATS,WAX	21 290 484	18 994 252	2 182 347	1 923 503	1 521 816	1 192 623
41 ANIMAL OILS AND FATS....	2 279 644	2 329 720	194 654	193 631	135 858	119 976
42 FIXED VEG. FATS AND OILS	13 210 837	10 654 125	1 325 249	1 098 593	923 957	681 884
43 ANIMAL,VEG.FATS,OILS,NES	5 800 003	6 010 407	662 444	631 279	462 001	390 763
5 CHEMICALS,RELTD.PROD.NES	382 589 265	378 046 027	99 467 346	92 829 299	69 498 712	57 373 728
51 ORGANIC CHEMICALS.....	83 759 181	79 583 927	20 792 684	19 012 558	14 528 608	11 753 139
52 INORGANIC CHEMICALS.....	66 339 992	65 256 517	5 540 658	5 360 285	3 872 154	3 312 848
53 DYES,COLOURING MATERIALS	15 769 148	15 583 040	9 302 743	9 320 282	6 499 648	5 756 195
54 MEDICINAL,PHARM.PRODUCTS	1 859 727	1 823 080	14 701 619	14 137 607	10 268 294	8 739 135
55 ESSENTIAL OILS,PERFUME,ETC	13 150 895	12 466 810	6 500 204	6 126 878	4 542 530	3 791 183
56 FERTILIZER,EXCEPT GRP272	78 128 954	83 594 321	1 666 222	1 654 848	1 165 311	1 015 890
57 PLASTICS IN PRIMARY FORM	67 129 190	66 679 973	17 744 355	16 009 094	12 399 146	9 911 230
58 PLASTIC,NON-PRIMARY FORM	13 045 499	12 189 861	9 211 019	8 223 409	6 436 222	5 081 725
59 CHEMICAL MATERIALS NES...	43 406 679	40 868 498	14 007 842	12 984 338	9 786 799	8 012 383
6 MANUFACTURED GOODS.....	468 597 564	451 359 353	122 968 503	111 203 573	85 932 942	68 840 506
60 CPL IND PLANT CHAP 69-76	896 864	423 752	914 632	694 876	638 099	430 211
61 LEATHER, LEATHER GOODS...	636 069	716 134	1 398 536	1 438 400	977 843	889 200
62 RUBBER MANUFACTURES, NES	7 283 680	6 957 715	6 506 758	6 070 981	4 548 104	3 758 429
63 CORK, WOOD MANUFACTURES...	16 306 628	16 348 182	2 620 941	2 418 550	1 831 105	1 498 161
64 PAPER,PAPERBOARD,ETC....	82 583 543	78 291 876	18 083 354	15 111 760	12 634 701	9 364 299
65 TEXTILE YARN,FABRIC,ETC...	13 488 252	13 775 323	20 592 632	20 474 407	14 388 976	12 654 123
66 NON-METAL.MINERAL MANCF	86 886 883	84 849 751	10 958 458	10 362 278	7 657 889	6 414 564
67 IRON AND STEEL.....	211 778 888	204 042 229	25 414 711	22 088 688	17 761 156	13 685 565
68 NON-FERROUS METALS.....	23 396 925	21 899 595	13 887 958	11 614 042	9 703 915	7 191 848
69 METALS MANUFACTURES,NES...	25 540 034	24 054 796	22 591 523	20 929 591	15 791 154	12 954 306
7 MACHINES,TRANSPORT EQUIP	147 219 976	140 152 856	366 668 471	338 431 453	256 319 149	209 421 359
70 CPL IND PLANT (84/85/87)	2 126 951	1 830 790	6 606 886	6 190 353	4 618 691	3 830 380
71 POWER GENERATING MACHINES	9 144 218	8 210 982	20 608 089	19 989 747	14 398 351	12 344 209
72 SPECIAL INDUST.MACHINERY	18 467 535	16 664 506	44 143 427	40 486 055	30 886 453	25 066 681
73 METALWORKING MACHINERY...	3 789 304	3 620 104	10 212 568	9 063 234	7 138 379	5 617 539
74 GENERAL INDUSTL.MACH.NES	19 849 191	17 695 200	52 241 545	47 337 327	36 512 884	29 289 416
75 OFFICE MACHINES,ADP MACH	1 490 049	1 226 496	18 549 838	16 029 963	12 951 644	9 920 875
76 TELECOMM.SOUND EQUIP ETC	1 756 105	1 730 783	15 987 221	14 799 383	11 168 974	9 182 328
77 ELEC MCH APPAR,PARTS,NES	17 660 397	16 282 528	61 001 253	53 427 287	42 634 984	33 068 972
78 ROAD VEHICLES.....	68 341 212	62 735 211	118 935 156	111 139 503	83 140 479	68 802 667
79 OTHR.TRANSPORT EQUIPMENT	4 595 014	10 156 256	18 382 488	19 968 601	12 868 310	12 298 292
8 MISC MANUFACTURED ARTCLS	35 364 278	34 778 350	73 987 848	72 336 463	51 661 541	44 739 645
80 CPL IND PLANT CHAP 90/94	23 980	22 386	305 192	244 978	213 125	150 537
81 PREFAB BLDGS,FTTNG ETC	2 415 085	2 358 475	3 089 694	3 008 619	2 158 530	1 862 256
82 FURNITURE,BEDDING,ETC...	8 028 693	7 725 021	6 508 874	6 270 092	4 548 889	3 875 302
83 TRAVEL GOODS,HANDBGS ETC	119 011	117 234	587 774	574 140	410 309	354 791
84 CLOTHING AND ACCESSORIES	1 320 564	1 272 250	10 791 775	10 809 479	7 500 035	6 669 022
85 FOOTWEAR.....	532 235	593 006	2 078 588	2 170 295	1 449 984	1 336 319
86 SCIENTIFIC EQUIPMENT NES	1 200 819	1 125 708	17 905 583	17 113 867	12 514 473	10 591 880
87 PHOTO.APPARAT.NES;CLOCKS	2 200 780	2 152 195	7 427 721	7 325 292	5 191 857	4 530 059
88 MISC MANUFACTURED GOODS NES	19 523 111	19 412 075	25 292 647	24 819 701	17 673 699	15 368 479
9 GOODS NOT CLASSD BY KIND ¹⁾	5 826 190	7 006 868	27 465 419	18 468 086	19 165 129	11 319 193
93 SPEC.TRANSACTION NOT CLASSD	5 480 186	6 804 804	25 379 373	16 657 792	17 705 623	10 190 121
94 COMPL IND PLANT CHAPT 99	343 334	198 559	684 476	352 354	479 107	218 561
96 COIN NONGOLD NONCURRENT...	193	2 448	11 752	37 891	7 974	23 576
97 GOLD,NONMONEY EXCL ORES	2 477	1 057	1 389 818	1 420 049	972 425	886 935
TOTAL...	2 247 017 056	2 231 807 417	749 536 939	690 572 701	523 761 323	427 135 563

1) INCL. COMPLETE INDUSTRIAL PLAN N.E.S.

4 IMPORTS AND EXPORTS (SPECIAL TRADE) BY GROUPS AND SUBGROUPS OF THE SITC-REV. III
4.1 IMPORTS

GROUP / SUBGROUP	1995 DT = 100 KG	1994	1995 1 000 DM	1994	1995 1 000 \$	1994
001 LIVE ANIMALS	2 731 989	2 568 120	767 584	708 666	538 119	439 151
1 BOVINE ANIMALS, LIVE	341 033	545 912	128 817	203 223	90 530	125 344
2 SHEEP AND GOATS, LIVE	50 935	49 364	16 385	14 591	11 397	8 964
3 SWINE, LIVE	2 043 182	1 634 778	507 849	372 377	355 619	231 866
4 POULTRY, LIVE	244 867	271 324	65 081	60 541	45 968	37 133
5 EQUINE SPECIES, LIVE	42 296	54 917	25 848	32 563	18 083	20 114
9 LIVE ANIMALS, NES	9 676	11 825	23 604	25 371	16 522	15 730
011 BOVINE MEAT	2 414 992	2 668 913	1 733 194	2 008 560	1 213 602	1 239 665
1 BOVINE MEAT, FRSH, CHILLED	1 940 264	2 120 080	1 454 712	1 658 344	1 018 014	1 023 188
2 BOVINE MEAT, FROZEN	474 728	548 833	278 482	350 216	195 588	216 477
012 OTHER MEAT, MEAT OFFAL	13 679 190	13 459 178	5 388 741	5 184 357	3 770 518	3 221 055
1 MEAT OF SHEEP OR GOATS	409 377	383 995	252 563	244 684	177 126	150 405
2 MEAT OF SWINE	8 362 593	8 386 414	3 058 618	2 854 413	2 141 770	1 770 443
3 POULTRY, MEAT AND OFFAL	3 992 272	3 739 492	1 746 083	1 774 601	1 219 873	1 106 306
4 MEAT OF HORSES, MULES, ETC	12 079	9 253	3 764	2 439	2 663	1 502
5 EDIBLE OFFAL	635 299	657 262	109 203	108 905	76 479	67 540
9 MEAT, EDIBLE OFFAL, NES	267 570	282 762	218 510	199 315	152 607	124 859
016 MEAT, ED. OFFL, DRY, SLT, SMK	166 361	215 932	202 448	221 884	141 732	138 181
1 PIGMEAT, DRY, SALT, SMOKED	151 004	202 111	183 463	202 332	128 468	126 438
8 OTH. MEAT, OFF. DRY, SMK, SLT	15 357	13 821	18 985	18 552	13 264	11 743
017 MEAT, OFFL, PRPD, PRSRVD, NES	1 554 199	1 712 162	1 014 203	1 069 067	709 338	660 702
1 EXTRACT, JUICE MEAT, FISH	8 191	10 391	8 221	10 895	5 753	6 665
2 SAUSAGE OF MEAT, OFFL, ETC	282 199	295 644	261 229	265 786	182 530	165 075
3 LIVER, PREPRD, PRSRVD, NES	60 955	58 266	37 357	35 852	26 011	22 183
4 POULTRY, PRPD, PRSRVD, NES	518 761	438 856	315 130	260 866	220 808	161 199
5 PORK, PREPRD, PRSRVD, NES	393 891	488 839	242 971	298 929	169 718	184 325
6 BOV. MEAT, PRPD, PRSRVD, NES	288 540	417 471	147 164	194 106	103 033	119 497
9 OTH. MEAT, PRPD, PRSRVD, NES	1 662	2 695	2 131	2 833	1 485	1 758
022 MILK AND CREAM	5 825 810	10 273 559	901 070	957 704	631 250	592 423
1 MILK EX. CONCENTD. SWEETND	3 025 690	2 187 860	236 927	165 437	155 402	102 637
2 MILK CONCENTD., SWEETENED	812 253	3 244 016	319 006	424 920	223 758	263 705
3 MILK PRODUCTS	684 160	3 473 791	225 127	267 341	158 031	164 504
4 WHEY, MILK PRODUCTS NES	1 303 707	1 367 892	120 010	100 006	84 059	61 577
023 BUTTER, OTHER FAT OF MILK	1 764 320	1 169 844	1 033 897	680 297	720 958	422 934
024 CHEESE AND CURD	4 788 495	4 327 659	3 706 602	3 356 906	2 588 816	2 085 594
1 CHEESE, POWDERED, GRATED	181 493	139 661	143 913	116 770	100 763	72 891
2 PROCESSED CHEESE, WHOLE	188 775	190 235	131 450	136 078	91 811	83 990
3 BLUE-VEINED CHEESE	122 117	105 174	137 673	119 829	96 159	74 413
9 OTHER CHEESE; CURD	4 296 110	3 892 589	3 293 566	2 984 229	2 300 083	1 854 300
025 EGGS, BIRDS, YOLKS, ALBUMIN	2 866 536	2 741 627	516 294	538 802	361 586	333 086
1 BIRDS' EGGS, IN SHELL	2 529 733	2 407 775	417 901	433 883	292 768	268 238
2 BIRD EGGS UNSHELLED; YOLKS	299 165	286 972	78 378	81 039	54 875	50 070
3 EGG ALBUMIN	37 638	46 880	20 015	23 880	13 943	14 778
034 FISH, FRESH, CHILLED, FROZEN	4 910 728	4 980 363	1 967 244	2 060 279	1 374 909	1 277 821
1 FISH, FRESH, CHILLED, WHOLE	1 416 213	1 569 390	770 220	914 233	538 556	568 151
2 FISH, FROZEN EX. FILLETS	535 140	527 347	172 230	185 827	120 639	115 422
4 FISH FILLETS, FROZEN	1 968 832	1 842 199	744 586	684 469	520 032	423 659
5 FISH FILLETS, FRSH, CHILLED	990 543	1 041 437	280 208	275 750	195 682	170 589
035 FISH, DRIED, SALTED, SMOKED	352 977	348 077	308 378	283 982	214 947	176 396
1 FISH, DRIED, SALTED	102 477	108 084	72 620	80 450	50 574	50 176
2 FISH SALTED OR IN BRINE	138 692	149 139	49 342	54 537	34 458	33 623
3 FISH, SMOKED	102 962	82 294	172 956	137 527	120 432	85 478
4 FISH LIVER, ROE, DRD, SMKD.	8 347	6 870	12 133	8 676	5 550	5 472
5 FISH MEAL, FIT FOR FOOD	499	1 690	1 327	2 732	933	1 647
036 CRUSTACEANS, MOLLUSCS ETC	451 263	472 276	324 507	357 561	226 483	221 949
1 CRUSTACEANS, FROZEN	127 166	151 515	207 467	246 152	144 966	152 852
2 CRUSTACEANS, NOT FROZEN	20 784	18 107	35 740	33 754	24 871	20 942
3 MOLLUSCS	303 313	302 654	81 300	77 655	56 646	48 155
037 FISH ETC. PREPD, PRSRVD, NES	1 444 117	1 522 576	781 345	823 126	545 825	510 708
1 FISH, PREPRD, PRSRVD, NES	1 214 301	1 271 749	536 317	579 062	374 700	358 796
2 CRUSTACEA, MOLL. C. PRPD, NES	229 816	250 827	245 028	244 064	171 125	151 912
041 WHEAT, MESLIN, UNMILLED	12 579 562	13 411 985	383 328	412 478	268 124	256 193
1 DURUM WHEAT, UNMILLED	3 014 025	2 982 178	108 825	109 900	75 815	67 307
2 OTH. WHEAT, MESLIN, UNMILLED	9 565 537	10 429 807	274 503	302 578	192 309	188 886
042 RICE	2 590 181	2 659 417	275 755	271 915	193 140	168 200
1 RICE IN THE HUSK	29 685	29 448	3 698	4 099	2 582	2 494
2 RICE HUSKED	1 260 498	1 423 000	103 229	118 723	72 365	73 669
3 RICE, MILLED, SEMI-MILLED	1 299 998	1 206 969	168 828	149 093	118 193	92 037
043 BARLEY, UNMILLED	7 745 197	5 011 236	260 490	165 075	181 569	102 044
044 MAIZE UNMILLED	10 001 151	11 105 896	458 406	494 909	320 345	302 047
1 MAIZE SEED	364 930	400 722	165 721	176 386	115 742	106 048
9 MAIZE, OTHER UNMILLED	9 636 221	10 705 174	292 685	318 523	204 603	195 999
045 OTHER CEREALS, UNMILLED	2 020 557	1 537 813	76 683	69 062	53 453	42 761
1 RYE, UNMILLED	839 487	688 900	31 722	27 575	21 930	17 072
2 OATS, UNMILLED	869 397	344 615	24 923	9 121	17 536	5 642
3 GRAIN SORGHUM, UNMILLED	71 994	71 593	2 669	2 845	1 856	1 760
9 BUCKWHEAT ETC. UNMILLED	239 679	432 705	17 369	29 521	12 131	18 287
046 MEAL, FLOUR OF WHEAT, MESLIN	1 154 886	828 456	61 015	48 054	42 563	29 788
1 FLOUR OF WHEAT, MESLIN	667 154	540 117	31 749	29 343	22 161	18 188
2 GROATS, MEAL, PELLTS, WHEAT	487 732	288 339	29 272	18 711	20 402	11 600
047 OTHER CEREAL MEAL, FLOURS	190 586	201 647	12 628	12 733	8 791	7 862
1 OTHER CEREAL FLOURS	95 954	99 755	7 279	7 737	5 084	4 755
2 CEREAL GROAT, MEAL, PELLTS	94 632	101 892	5 349	4 996	3 707	3 107
048 CEREAL PREPARATIONS	10 606 180	9 853 208	2 005 811	1 963 152	1 404 931	1 213 481

4 IMPORTS AND EXPORTS (SPECIAL TRADE) BY GROUPS AND SUBGROUPS OF THE SITC-REV. III
4.1 IMPORTS

GROUP / SUBGROUP	1995 DT = 100 KG	1994	1995 1 000 DM	1994	1995 1 000 \$	1994
1 CEREAL GRAINS,PREPRD NES	832 596	720 739	145 323	134 688	101 794	83 440
2 MALT, INCL. MALT FLOUR	4 799 772	4 543 879	264 293	273 652	184 657	169 632
3 PASTA,UNCOOKED,UNPREPRD.	1 499 594	1 460 195	210 375	213 589	147 215	131 665
4 BREAD, BAKED GOODS	2 913 358	2 581 629	1 230 658	1 186 480	862 641	733 187
5 MIXES,DOUGHS FOR 048.4	560 860	546 766	155 162	154 743	108 624	95 557
054 VEGETABLES	48 030 678	48 739 888	5 678 392	5 459 672	3 976 925	3 358 397
1 POTATOES,FRESH,CHILLED	10 148 675	7 294 013	646 191	377 622	455 718	231 991
2 LEGUMES,DRIED,SHELLED	4 788 975	5 638 776	167 213	203 297	116 795	124 895
3 TOMATOES,FRESH,CHILLED	6 119 060	5 475 873	941 123	972 663	659 531	604 118
4 OTH.FRSH,CHLL.VEGETABLES	21 551 478	20 491 455	3 141 898	2 994 872	2 198 956	1 834 945
5 VEGETABLES FROZEN	3 652 467	3 833 825	548 103	578 991	382 918	357 534
7 VEGETABLES PROV.PRESERVED	210 148	212 062	62 034	69 225	43 185	42 928
8 VEG.PRODUCTS,ROOTS,TUBRS	1 559 875	5 793 884	171 830	263 002	119 822	161 986
056 VEGETABLES,PRPD,PRSD,NES	13 138 142	12 923 911	2 206 268	2 165 259	1 541 851	1 337 231
1 VEGETABLES, DRIED	321 415	326 478	162 516	174 677	113 576	107 646
4 FRUIT,VEG.FLOUR,MEAL,FLK	179 630	188 056	55 606	67 783	38 903	42 141
6 VEGETABLE,UNPICKLED FRZN	1 942 216	1 849 013	316 113	244 354	221 160	151 605
7 VEG.PREPARED,PRESERVED,NES	10 694 881	10 560 364	1 672 033	1 678 445	1 168 212	1 035 839
057 FRUIT,NUTS EXCL.OIL NUTS	54 750 572	50 292 515	7 901 528	7 597 454	5 521 826	4 703 393
1 ORANGES, ETC.	10 455 933	9 627 449	1 074 707	966 444	742 649	586 753
2 OTH.CITRUS,FRESH, DRIED	2 453 512	2 117 721	272 280	233 104	130 571	144 330
3 BANANAS, FRESH OR DRIED	13 064 402	11 756 139	1 495 678	1 262 686	1 047 965	781 001
4 APPLES, FRESH	7 596 014	6 876 316	696 962	753 339	487 249	466 403
5 GRAPES, FRESH OR DRIED	5 522 678	4 511 612	919 606	775 023	645 201	487 567
6 FIGS, FRESH OR DRIED	120 693	134 664	33 584	37 101	23 500	23 531
7 EDIBLE NUTS FRESH,DRIED	2 449 318	2 441 097	1 224 355	1 396 799	851 566	859 654
9 FRUIT,FRESH,DRIED, NES	13 088 022	12 827 517	2 184 356	2 172 958	1 533 125	1 354 154
058 FRUIT,PRESERVED,PREPARED	8 241 969	8 792 041	1 457 450	1 569 560	1 017 308	970 786
1 JAMS,JELLIES,MARMALADES	582 175	493 716	142 345	119 927	99 589	73 968
2 FRUIT,NUTS PROV.PRESERVED	96 499	104 374	11 819	9 348	8 280	5 771
3 FRUIT,NUTS, FROZEN	2 102 794	2 270 846	406 170	478 682	284 001	298 086
9 FRUIT,NUTS,PRSD,PPD,NES	5 460 501	5 923 105	897 116	961 603	625 438	592 961
059 FRUIT, VEGETABLE JUICES	7 391 279	7 350 806	1 325 954	1 127 197	927 242	697 886
1 ORANGE JUICE	2 715 650	2 659 701	528 548	512 040	370 141	317 215
2 GRAPEFRUIT JUICE	156 939	176 048	36 700	43 694	25 716	27 158
3 JUICE,OTHER CITRUS FRUIT	199 929	213 171	37 520	41 240	26 333	25 442
9 JUICES,OTHER THAN CITRUS	4 318 761	4 301 886	723 186	530 223	505 052	328 071
061 SUGARS,MOLASSES,HONEY	10 848 200	10 235 989	971 982	898 848	679 593	555 069
1 SUGARS,BEET OR CANE, RAW	76 667	94 908	12 638	14 343	8 814	8 799
2 OTHER BEET,CANE SUGAR	2 019 251	1 925 475	277 703	269 357	194 029	166 733
5 MOLASSES	3 095 304	3 151 197	47 144	47 491	32 918	29 359
6 NATURAL HONEY	900 739	828 718	160 655	138 662	112 224	85 507
9 OTHER SUGARS	4 756 239	4 235 691	473 842	428 989	331 608	264 671
062 SUGAR CONFECTIONERY	975 984	954 839	500 250	473 625	349 757	293 383
1 FRUIT,ETC.PRSD,BY SUGAR	76 730	70 959	27 575	25 099	19 242	15 949
2 SUGAR CONFECTIONERY	899 254	883 880	472 675	448 526	330 515	277 434
071 COFFEE,COFFEE SUBSTITUTE	7 569 427	8 000 428	4 090 998	3 273 094	2 858 860	2 039 274
1 COFFEE, NOT ROASTED	7 365 787	7 755 063	3 836 497	3 009 355	2 680 971	1 875 360
2 COFFEE, ROASTED	60 340	71 994	62 827	59 620	44 062	36 895
3 EXTRACTS,ETC. OF COFFEE	143 300	173 371	191 674	204 119	133 827	126 919
072 COCOA	4 186 470	4 450 412	1 171 616	1 191 797	819 522	736 999
1 COCOA BEANS	2 970 138	3 308 335	662 004	729 102	463 246	451 022
2 COCOA POWDER,UNSWEETENED	346 915	353 599	68 119	73 444	47 798	45 516
3 COCOA PASTE	96 197	62 632	23 629	17 248	16 535	10 701
4 COCOA BUTTER, FAT OR OIL	712 891	661 803	416 916	370 513	291 279	228 825
5 COCOA SHELLS,HUSKS,SKINS	60 329	64 043	948	1 490	664	935
073 CHOCOLATE,OTH.COCOA PREP	2 078 480	2 335 378	1 165 549	1 346 429	815 274	838 220
1 COCOA POWDER,SWEETENED	3 614	4 293	1 332	2 556	881	1 528
2 OTH.COCOA PREP.OVER 2KG.	580 118	439 331	227 183	177 949	158 331	110 752
9 OTH.COCOA PREP.LESS 2KG.	992 661	1 275 289	542 460	702 665	380 321	438 694
9 FOOD PREP.WITH COCOA,NES	502 087	616 465	394 574	463 259	275 741	287 246
074 TEA AND MATE	381 784	322 984	219 836	192 261	153 811	119 519
1 TEA	353 438	288 578	205 747	177 705	143 960	110 469
3 MATE;EXTRACTS,ETC.OF TEA	28 346	34 406	14 089	14 556	9 851	9 050
075 SPICES	539 451	515 942	219 963	208 431	153 743	128 983
1 PEPPER,DRY,CRUSHD,GROUND	310 442	293 293	133 480	111 964	93 293	69 486
2 SPICES,EX.PEPPER,PIMENTO	229 009	222 649	86 483	96 467	60 450	59 497
081 ANIMAL FEED STUFF	68 508 914	68 808 031	2 565 307	2 585 530	1 793 310	1 598 864
1 HAY, FODDER,GREEN OR DRY	11 253 164	11 468 100	229 854	242 450	160 328	150 150
2 BRAN,SHARPS,OTH.RESIDUES	814 273	1 077 006	20 139	26 532	14 044	16 398
3 OIL-CAKE,OILSEED RESIDUE	32 828 688	34 429 106	811 271	972 073	567 353	599 364
4 FLR.ETC.MEAT,FSH,AN.FEED	2 826 794	3 106 350	174 392	179 272	121 976	110 777
5 VEGETABLE RESIDUES,WASTE	12 797 236	11 430 323	249 170	242 758	173 875	150 059
9 FOOD WASTE,ANIMAL FEEDS	7 988 759	7 297 146	1 080 481	922 385	755 734	572 116
091 MARGARINE AND SHORTENING	469 021	378 465	84 834	66 020	59 495	40 818
098 EDIBLE PROD.PREPRD,NES	4 612 637	4 136 433	2 764 269	2 527 112	1 934 373	1 562 779
1 HOMOGENIZED FOOD PREPTNS	52 903	63 762	24 442	17 907	16 950	10 895
4 SAUCE,SEASONING,CONDIMENT	1 392 052	1 068 442	362 476	282 585	253 021	174 916
5 SOUPS AND BROTHS	206 332	230 998	69 161	73 939	48 284	45 689
6 YEASTS	334 459	352 040	56 049	62 938	39 106	38 783
9 FOOD PREPARATIONS, NES	2 626 891	2 421 191	2 252 141	2 089 743	1 577 012	1 292 496
111 NON-ALCOHOL.BEVERAGE,NES	6 352 500	7 086 523	522 313	695 866	366 391	430 404
112 ALCOHOLIC BEVERAGES	15 719 340	16 039 073	3 797 988	3 741 671	2 654 742	2 322 399
1 WINE OF FRESH GRAPES	10 649 319	11 296 009	2 470 368	2 330 881	1 726 723	1 447 022
2 FERMENTED BEVERAGES, NES	127 634	96 359	23 844	25 557	16 714	15 797
3 BEER ETC.MADE FROM MALT	3 228 814	2 826 546	287 649	254 689	201 636	157 920
4 SPIRITS	1 713 573	1 820 159	1 016 127	1 130 544	709 667	701 660

4 IMPORTS AND EXPORTS (SPECIAL TRADE) BY GROUPS AND SUBGROUPS OF THE SITC-REV. III
4.1 IMPORTS

GROUP / SUBGROUP	1995 DT = 100 KG	1994	1995 1 000 DM	1994	1995 1 000 \$	1994
121 TOBACCO, UNMANUFACTURED	1 758 995	1 826 548	1 072 645	1 170 318	748 294	720 121
1 TOBACCO, NOT STRIPPED, ETC	284 516	328 659	173 963	210 931	121 410	128 129
2 TOBACCO, STEMMED, STRIPPED	1 226 663	1 247 441	875 067	934 353	610 400	576 570
3 TOBACCO REFUSE	247 756	250 448	23 615	25 034	16 484	15 422
122 TOBACCO, MANUFACTURED	429 175	401 660	922 639	843 268	646 177	521 982
1 CIGARS, CHEROOT, CIGARILLO	5 131	4 566	69 141	60 274	48 309	37 166
2 CIGARETTES, CONTG. TOBACCO	164 794	124 443	448 173	399 019	314 145	246 694
3 OTH. MANUFACTURED TOBACCO	259 250	272 651	405 325	383 975	283 723	238 122
211 HIDES, SKINS (EX. FURS), RAW	739 517	778 178	174 195	197 537	122 040	121 681
1 BOVINE, EQUINE HIDES, SKIN	422 908	458 973	112 107	135 490	78 593	83 459
2 WHOLE BOVIN. HIDE <8KG DRY	81 559	94 966	29 164	29 575	20 417	18 312
4 GOAT, KID SKIN, EX. FURSKIN	2 021	3 330	986	1 667	690	1 029
6 SHEEP SKIN, EXCPT. FURSKIN	60 401	54 296	15 977	11 536	11 159	7 156
7 SHEEP SKIN WITHOUT WOOL	899	1 322	2 098	2 358	1 474	1 456
9 HIDE, SKIN NES, LTHR. WASTE	171 729	165 291	13 863	16 911	9 707	10 269
212 FURSKINS, RAW	5 207	8 359	97 340	170 693	67 305	103 432
1 MINK SKINS, RAW, WHOLE	1 532	2 601	39 593	83 866	27 446	50 933
2 OTHER RAW FURSKINS	3 612	5 736	57 669	86 547	39 805	52 331
3 FUR PCS. ETC. FURRIER USE	3	22	78	280	54	168
222 OILSEED (SFT. FIX VEG. OIL)	46 926 305	45 359 189	1 909 804	2 172 190	1 330 140	1 342 999
1 GROUND NUTS (PEANUTS)	787 170	982 997	98 198	148 279	68 312	92 155
2 SOYA BEANS	33 227 552	32 022 387	1 178 971	1 357 493	822 695	840 469
3 COTTON SEEDS	1	183	6	64	4	37
4 SUNFLOWER SEEDS	2 636 289	3 149 047	172 820	235 682	119 926	144 610
5 SESAME (SESAMUM) SEEDS	155 191	141 030	31 608	26 754	22 245	16 286
6 RAPE, COLZA, MUSTARD SEEDS	10 098 617	9 046 544	426 901	402 933	296 039	248 837
7 SAFFLOWER SEEDS	21 485	17 001	1 300	985	919	605
223 OILSEED (OTH. FIX. VEG. OIL)	4 184 928	3 720 961	209 255	200 360	146 469	124 389
1 COPRA	693 706	653 539	43 988	40 213	30 758	25 166
2 PALM NUTS, PALM KERNELS	90	10 365	97	584	66	359
4 LINSEED	3 008 569	2 512 592	110 245	93 817	77 143	58 131
5 CASTOR OIL SEEDS	194 344	301 995	13 276	20 424	9 309	12 676
7 OIL SEEDS, ETC. NES	191 718	136 967	34 153	36 821	23 958	22 818
9 FLOUR, MEAL, FROM OILSEEDS	96 501	105 503	7 496	8 501	5 235	5 239
231 NATURAL RUBBER, ETC.	2 469 840	2 158 115	574 305	374 082	401 411	231 952
1 NATURAL RUBBER LATEX	491 256	409 841	99 014	59 594	69 257	36 976
2 NATURAL RUBBER EXC. LATEX	1 978 486	1 747 338	475 063	314 069	331 997	194 717
3 OTHER NATURAL GUMS	98	936	228	419	157	259
232 SYNTHETIC RUBBER, ETC.	3 816 461	3 585 627	950 169	868 715	664 255	538 283
1 SYNTHETIC RUBBER	3 423 708	3 212 777	925 189	847 192	646 745	524 909
2 RECLD. UNHD. RUBBER; WASTE	392 753	372 850	24 980	21 523	17 510	13 374
244 CORK, NATURAL, RAW; WASTE	37 688	40 829	5 751	8 613	4 027	5 363
245 FUEL WOOD, WOOD CHARCOAL	1 042 509	972 838	50 511	47 729	35 547	29 322
246 WOOD IN CHIPS, PARTICLES	5 265 790	4 876 556	37 329	27 708	26 113	17 187
1 WOOD IN CHIPS, PARTICLES	1 412 791	1 254 201	6 553	4 958	4 569	3 069
2 SAWDUST, WOOD WASTE, SCRAP	3 852 989	3 622 355	30 776	22 750	21 544	14 118
247 WOOD ROUGH, ROUGH SQUARED	12 141 567	11 850 664	436 746	430 148	305 876	264 141
3 WOOD ROUGH, PAINTED, PRSVD	302 275	209 151	17 744	8 460	12 389	5 207
4 WOOD, CONIF. ROUGH, UNTRTD	7 884 426	7 349 030	159 546	124 910	111 978	77 847
5 WOOD, NON-CONIF. ROUGH, UNT	3 954 866	4 292 483	259 456	296 778	181 509	181 087
248 WOOD, SIMPLY WORKED	35 176 940	39 394 349	2 718 899	3 192 973	1 904 827	1 979 819
1 RAILWAY, TRAMWAY SLEEPERS	168 565	190 969	7 750	7 935	5 399	4 853
2 WOOD, CONIFER, SAWN	28 038 502	31 461 275	1 831 263	2 158 067	1 283 911	1 339 647
3 WOOD, CONIF. WORKED, SHAPED	1 264 628	2 118 049	161 804	258 741	113 248	160 519
4 WOOD, NON-CONIFER, SAWN	5 392 930	5 331 315	612 511	658 987	428 472	407 164
5 WOOD, NON-CONIF. WRKD, SHPD	312 315	292 741	105 571	109 243	73 797	67 636
251 PULP AND WASTE PAPER	51 523 115	51 904 450	5 140 269	3 772 031	3 594 644	2 343 259
1 WASTE, SCRAP PAPER, PBOARD	11 410 152	8 492 157	460 911	219 637	323 736	137 903
2 MECHANICAL WOOD PULP	711 553	994 303	56 886	59 820	39 708	36 956
3 CHEM. WOOD PULP, DISSOLVING	2 095 198	2 143 036	270 528	247 438	188 934	152 994
4 CHEM. WOOD PULP, SODA, UNBL	513 084	903 077	54 261	66 421	38 037	41 123
5 CHEM. WOOD PULP, SODA, BLCH	33 142 939	35 450 260	3 863 371	2 840 019	2 700 048	1 763 429
6 CHEM. WOOD PULP, SULPHITE	2 664 605	3 070 632	312 906	248 571	219 183	154 826
9 SEMI-CHEMICAL PULPS	985 584	850 925	121 406	90 125	84 998	56 028
261 SILK	27 303	36 486	61 020	63 750	42 466	39 310
3 RAW SILK (NOT THROWN)	8 407	8 014	40 016	32 636	27 818	20 195
4 SILKWORM COCOONS & WASTE	18 896	28 472	21 004	31 114	14 648	19 115
263 COTTON	2 774 813	2 986 833	562 982	536 331	392 995	331 289
1 COTTON, NOT CARDED, COMBED	1 472 279	1 792 983	415 767	424 951	290 441	262 043
2 COTTON LINTERS	720 732	665 848	50 319	30 698	34 864	19 112
3 COTTON WASTE	575 031	519 142	91 152	73 453	63 682	45 636
4 COTTON, CARDED OR COMBED	6 771	8 860	5 744	7 229	4 008	4 498
264 JUTE, OTH. TEXTL. BAST FIBR	47 327	29 089	2 818	1 972	1 964	1 204
1 JUTE, TEXTL. BAST FIBR. RAW	31 999	13 233	1 627	1 316	1 138	804
9 OTHER JUTE ETC.	15 328	15 856	1 191	656	826	400
265 VEGETABLE TEXTILE FIBRES	195 519	237 033	22 150	33 982	15 413	20 995
1 FLAX, WASTE FLAX	27 424	63 441	7 372	17 291	5 095	10 617
2 TRUE HEMP, WASTE TRUE HMP	819	1 066	1 497	1 666	1 045	1 033
4 SISAL, AGAVE FIBRES, WASTE	28 004	17 277	3 858	2 163	2 685	1 337
5 ABACA, MANILA HEMP, WASTE	3	12	57	67	8	34
7 COCONUT FIBRE AND WASTE	136 891	148 658	8 909	9 451	6 235	5 885
8 VEG. TEXTILE FIBRES, NES	2 378	6 484	502	3 354	345	2 089
266 SYNTHETIC FIBRES	1 712 269	1 975 313	585 680	544 491	408 742	336 967
5 SYNTH. STAPLE FIBRE, UNPRD	1 576 699	1 824 731	536 725	501 405	374 640	310 349
6 SYNTHETIC FILAMENT TOW	117 198	121 679	39 152	31 833	27 260	19 684

4 IMPORTS AND EXPORTS (SPECIAL TRADE) BY GROUPS AND SUBGROUPS OF THE SITC-REV. III
4.1 IMPORTS

GROUP / SUBGROUP	1995 DT = 100 KG	1994	1995 1 000 DM	1994	1995 1 000 \$	1994
7 SYN.STAPLE FIBR,SPINNING	18 372	28 903	9 803	11 253	6 842	6 934
267 OTHER MAN-MADE FIBRES	755 640	861 331	205 668	220 453	143 822	136 498
1 ARTIFICIAL FIBR,SPINNING	381 851	514 062	155 978	184 976	109 053	114 409
2 WASTE, MAN-MADE FIBRES	373 789	347 269	49 690	35 477	34 769	22 089
268 WOOL, OTHER ANIMAL HAIR	1 173 755	1 316 114	973 199	1 021 199	678 765	631 236
1 WOOL, GREASY	667 480	748 680	528 950	552 580	368 539	341 435
2 OTHER WOOL, UNPROCESSED	168 000	183 937	90 071	83 494	63 100	51 635
3 FINE ANIMAL HAIR,UNPROCD	29 977	41 296	54 247	95 870	37 707	59 554
5 HORSEHAIR,CRSE.ANML.HAIR	27 286	24 721	16 938	13 953	11 427	8 616
6 WASTE WOOL, ANIMAL HAIR	37 595	37 372	14 801	11 881	10 349	7 362
7 WOOL,ANIMAL HAIR,CARDED	243 417	280 108	268 792	263 421	187 583	162 634
269 WORN CLOTHING,TEXTL.ARTL	320 296	276 169	36 587	33 384	25 553	20 632
272 FERTILIZERS, CRUDE	3 642 368	3 448 546	31 039	36 310	21 697	22 174
1 ANIMAL,VEG., FERTILIZERS	722 735	396 526	7 479	9 686	5 240	5 860
2 SODIUM NITRATE	30 855	34 066	1 544	1 937	1 084	1 186
3 NATURAL CALC.PHOSPHATES	2 888 778	3 017 954	22 016	24 687	15 373	15 128
273 STONE, SAND AND GRAVEL	268 672 689	280 964 085	761 771	809 356	533 430	503 795
1 BUILDING,DIMENSION STONE	5 863 079	6 091 624	133 892	159 320	93 892	98 792
2 GYPSUM,LIMESTONE ETC.	20 686 112	19 631 363	48 831	55 733	34 192	34 608
3 SANDS,NATRL.NOT MTL.BRNG	35 175 409	33 751 097	84 066	82 243	58 821	50 852
4 GRAVEL,CRUSHD.STONE,AGGR	206 948 089	221 490 001	494 982	512 060	346 525	319 543
274 SULPHUR,UNRSTD.IRON PYRS	1 987 000	2 039 220	16 344	15 847	11 428	9 806
1 SULPHUR,EXCLDNG.PURIFIED	448 693	286 962	4 886	2 643	3 426	1 662
2 IRON PYRITES, UNROASTED	1 538 307	1 752 258	11 458	13 204	8 002	8 144
277 NATURAL ABRASIVES, NES	5 314 890	1 969 004	188 658	184 909	132 499	114 680
1 INDUSTRIAL DIAMONDS	-	-	17 295	30 042	12 077	18 667
2 NATURAL ABRASIVES, NES	5 314 890	1 969 004	171 363	154 867	120 422	96 013
278 OTHER CRUDE MINERALS	80 619 563	80 351 474	1 184 205	1 163 104	828 586	720 371
2 CLAY,REFRACT.MINERAL,NES	24 370 008	24 225 849	569 144	562 027	398 292	348 281
3 SODIUM CHLORIDE, ETC.	18 130 849	11 422 237	118 596	82 152	83 265	50 824
4 ASBESTOS	982	1 628	117	230	83	141
5 QUARTZ,MICA,FELSPAR,ETC.	4 376 966	5 557 804	85 400	92 180	59 761	56 844
6 SLAG,DROSS,ETC. NES	12 081 472	17 113 968	91 299	110 578	63 854	68 544
9 MINERALS, CRUDE, NES	21 659 286	22 029 988	319 649	315 937	223 331	195 737
281 IRON ORE, CONCENTRATES	433 162 302	427 728 513	2 014 196	2 020 119	1 410 015	1 250 147
4 ROASTED IRON PYRITES	965 600	793 134	5 041	3 245	3 529	1 993
6 IRON ORE,CONCNR.NOT AGG	312 986 648	287 306 684	1 287 121	1 206 957	901 259	745 879
6 IRON ORE AGGLOMERATES	119 210 054	139 628 695	722 034	809 917	505 227	502 275
282 FERROUS WASTE AND SCRAP	12 535 110	10 173 016	519 804	386 656	363 228	239 916
1 WASTE,SCRAP OF CAST IRON	746 823	644 420	14 149	11 025	9 904	6 821
2 WASTE,SCRAP, ALLOY STEEL	2 832 949	2 358 194	326 593	226 585	228 355	141 056
3 OTHR.FERROUS WASTE,SCRAP	8 955 338	7 170 402	179 062	148 046	124 969	92 039
283 COPPER ORES,CONCENTRATES	6 728 699	6 655 599	776 541	618 618	543 934	384 062
1 COPPER ORES,CONCENTRATES	6 632 993	6 528 330	762 455	603 556	534 201	375 041
2 COPPER MATTES, ETC.	95 706	127 269	14 086	15 062	9 733	9 021
284 NICKEL ORES,CONCTR,MATTE	51 581	94 777	53 069	77 487	36 747	47 273
1 NICKEL ORES,CONCENTRATES	619	4 212	341	1 202	242	773
2 NICKEL MATTES,SINTRS.ETC	50 962	90 565	52 728	76 285	36 505	46 500
285 ALUMINIUM ORE,CONCTR.ETC	25 317 763	27 612 191	311 285	336 343	217 023	207 512
1 ALUMINIUM ORE,CONCENTRAT	20 114 889	22 759 157	124 468	154 505	86 129	95 148
2 ALUMINA(ALUMINIUM OXIDE)	5 202 874	4 853 034	186 817	181 838	130 894	112 364
287 ORE,CONCENTR.BASE METALS	13 567 218	14 043 032	612 756	486 245	428 499	300 775
4 LEAD ORES, CONCENTRATES	1 032 308	1 234 667	41 931	48 586	29 255	30 034
5 ZINC ORES, CONCENTRATES	5 888 449	6 122 933	232 362	240 638	162 698	148 745
6 TIN ORES, CONCENTRATES	503	-	43	-	29	-
7 MANGANESE ORES,CONCENTRS	113 554	109 261	6 372	5 003	4 468	3 083
8 ORE ETC.MOLYBDN.NIOB.ETC	4 887 490	4 844 193	302 364	161 960	211 384	100 243
9 OTH.NON-FERR.ORE,CONCNR	1 644 914	1 731 978	29 684	30 058	20 665	18 670
288 NON-FERROUS WASTE,SCRAP	11 008 117	9 888 603	2 259 623	1 932 724	1 578 612	1 203 679
1 ASH, RESIDUES METALS NES	3 695 516	3 051 066	388 399	380 657	271 479	236 041
2 OTH.NON-FERR.METAL WASTE	7 312 601	6 837 537	1 871 224	1 552 067	1 307 133	967 638
289 PREC.METAL ORES,CONCTRITS	56 826	47 478	840 673	899 801	587 483	556 549
1 PREC.MTL.ORE,CONCENTRATS	25 573	26 312	113 206	159 962	79 363	98 183
2 PREC.METAL WASTE,SCRAP	31 253	21 166	727 467	739 839	508 120	458 366
291 CRUDE ANIMAL MATERLS.NES	4 818 452	4 292 786	953 210	929 750	666 147	576 154
1 BONE,HORN,IVOR.CORAL,ETC	867 075	818 480	49 718	47 189	34 694	29 282
9 OTH.ANIMAL MATERIALS NES	3 951 377	3 474 306	903 492	882 561	631 453	546 872
292 CRUDE VEG.MATERIALS, NES	7 866 425	7 942 177	3 991 381	3 818 923	2 791 053	2 352 719
2 NATURAL GUMS,RESINS,ETC.	123 217	112 710	44 370	47 117	31 099	29 163
3 VEG.MATERIAL,FOR PLAITNG	237 116	274 806	24 924	26 137	17 437	16 163
4 PLANTS,PHARMC. PERFM.ETC	496 680	499 931	170 484	149 010	119 276	92 141
5 SEEDS, ETC. FOR SOWING	651 021	1 225 883	221 869	243 396	154 312	150 042
6 BULBS,CUTTINGS,LIVE PLANT	3 306 541	2 898 884	1 288 702	1 132 688	902 972	697 820
7 CUT FLOWERS AND FOLIAGE	2 498 370	2 486 964	1 946 182	1 945 785	1 359 554	1 197 721
9 MATERIAL VEG.ORIGIN, NES	553 480	502 999	294 850	274 790	206 403	169 663
321 COAL,NOT AGGLOMERATED	150 740 970	154 833 376	1 198 023	1 151 003	836 743	711 915
1 ANTHRACITE,NOT AGGLMRD	3 638 111	2 191 823	42 230	27 082	29 708	16 725
2 OTH.COAL,NOT AGGLOMERATD	147 102 859	152 641 553	1 155 793	1 123 921	807 035	695 190
322 BRIQUETTES,LIGNITE,PEAT	30 640 489	33 856 015	183 581	189 888	128 509	116 925
1 BRIQUETTES,COAL	636 359	761 816	13 733	13 934	9 592	8 629
2 LIGNITE	26 425 064	30 236 045	132 153	145 917	92 465	89 819
3 PEAT	3 579 066	2 858 154	37 695	30 037	26 452	18 477
325 COKE,SEMI-COKE,RET.CARBON	26 131 729	25 803 039	409 261	415 836	286 728	257 427

4 IMPORTS AND EXPORTS (SPECIAL TRADE) BY GROUPS AND SUBGROUPS OF THE SITC-REV. III
4.1 IMPORTS

GROUP / SUBGROUP	1995 DT = 100 KG	1994	1995 1 000 DM	1994	1995 1 000 \$	1994
333 PETROLEUM OILS, CRUDE	1 005 488 001	1 075 788 717	18 708 464	20 819 048	13 054 221	12 878 107
334 PETROLEUM PRODUCTS	370 537 296	370 627 552	8 818 424	9 418 149	6 173 045	5 822 192
1 MOTOR GASOLINE, LIGHT OIL	127 899 154	127 934 006	3 243 927	3 425 635	2 271 226	2 124 341
2 KEROSENE, MEDIUM OILS	30 807 273	33 100 397	808 451	944 419	566 242	583 973
3 GAS OILS	172 705 711	163 088 999	3 913 855	4 073 530	2 740 960	2 508 525
4 FUEL OILS, NES	35 520 812	42 749 487	566 799	676 579	395 341	421 209
5 LUBRICANTS	3 604 346	3 754 663	285 392	297 986	199 276	184 144
335 RESIDUAL PETROL. PRODUCTS	35 735 217	36 420 784	838 055	872 213	586 535	539 000
1 PETROLEUM JELLY, WAX ETC	3 570 386	3 461 198	204 297	198 278	142 852	122 575
2 MINERAL TARS AND PRODUCT	11 504 479	12 784 443	287 191	338 127	201 051	208 525
3 MINERAL TAR PITCH, P. COKE	946 116	1 001 696	36 009	32 893	25 120	20 337
4 PETROL. BITUMEN, COKE, ETC	19 714 236	19 173 447	310 558	302 915	217 512	187 563
342 LIQUEFIED PROPANE, BUTANE	7 263 451	9 329 258	221 931	254 431	153 909	155 588
1 PROPANE, LIQUEFIED	6 323 406	8 293 760	193 910	225 005	134 229	137 180
5 BUTANES, LIQUEFIED	940 045	1 045 498	28 021	29 426	19 680	18 408
343 NATURAL GAS	518 201 506	467 741 343	9 523 311	8 718 292	6 639 013	5 360 606
2 NATURAL GAS, GASEOUS	518 201 506	467 741 343	9 523 311	8 718 292	6 639 013	5 360 606
344 PETROLEUM GASES, NES	1 979 130	1 792 372	59 364	42 078	41 640	26 072
1 ETHYLENE, ETC., LIQUEFIED	762 751	454 253	27 829	11 948	19 520	7 480
2 GAS. HYDROCARBON, LIQ. NES	1 216 135	1 337 957	30 995	30 022	21 743	18 533
9 GAS. HYDROCARBON, GAS. NES	244	162	540	108	377	59
351 ELECTRIC CURRENT, MWH	18 606 090	17 828 361	1 228 597	1 281 740	859 293	793 995
411 ANIMAL OILS AND FATS	1 887 054	1 828 038	164 019	152 848	114 792	94 281
1 FAT, OIL, FISH, MAR. MAMMALS	876 470	898 010	52 151	51 597	36 612	31 666
2 LARD, OTH. PIG, POULTRY FAT	142 524	119 323	13 745	11 420	9 614	7 035
3 ANIMAL OIL, FAT, GREAS. NES	868 060	810 705	98 123	89 831	68 566	55 580
421 FIXED VEG. FAT, OILS, SOFT	3 018 512	3 298 257	404 495	431 836	282 241	267 557
1 SOYA BEAN OIL, FRACTIONS	1 296 199	1 314 248	123 087	129 920	85 625	80 585
2 COTTON SEED OIL, FRACTIONS	4 706	3 204	583	458	407	278
3 GROUNDNUT OIL, FRACTIONS	177 281	211 637	28 026	34 189	19 528	21 176
4 OLIVE OIL ETC.	169 387	141 944	98 331	74 698	68 779	46 485
5 SUNFLOWER SEED OIL, ETC.	1 095 469	1 217 407	125 649	150 708	87 759	93 346
6 MAIZE (CORN) OIL, FRACTIONS	11 318	18 873	1 519	2 476	1 051	1 505
7 RAPE, COLZA, MUSTARD OIL	255 616	382 507	23 160	36 403	16 196	22 354
8 SESAME OIL, FRACTIONS	8 536	8 437	4 140	2 984	2 896	1 828
422 FIXED VEG. FAT, OILS, OTHER	7 430 990	8 126 987	793 641	757 311	554 176	470 592
1 LINSEED OIL, FRACTIONS	43 059	45 139	4 779	4 517	3 325	2 807
2 PALM OIL, FRACTIONS	3 819 288	4 029 160	385 274	371 802	269 012	197 271
3 COCONUT OIL, FRACTIONS	2 126 450	2 239 443	212 713	216 722	148 368	135 932
4 PALM KERNEL OIL, FRACNTS	1 102 398	1 546 599	115 001	152 113	80 373	93 702
5 CASTOR OIL, FRACTIONS	252 267	182 890	30 799	24 642	21 593	15 215
9 OTH. FIXD VEG. FAT, EX. SOFT	87 528	83 756	45 075	41 515	31 515	25 665
431 ANIMAL, VEG. FATS, OILS, NES	5 661 719	6 096 501	564 704	538 795	395 144	333 837
1 FAT, OIL, ANIMAL, VEG. PROCD	924 695	904 940	69 338	60 739	48 587	37 613
2 FAT, OIL, AN, VEG. PRTLY, PROCD	711 906	701 695	97 128	99 059	68 071	61 323
3 FATTY ACID, ETC. FROM WAX	3 990 081	4 453 179	374 673	362 293	262 086	224 620
4 WAXES, ANIMAL, VEG. ORIGIN	35 037	36 687	23 565	16 704	16 400	10 281
511 HYDROCARBONS, NES, DERIVTS	24 982 844	24 530 324	2 274 827	1 852 549	1 595 091	1 150 138
1 ACYCLIC HYDROCARBONS	9 752 889	10 284 030	727 530	544 640	511 728	337 772
2 CYCLIC HYDROCARBONS	9 446 269	9 686 267	869 612	759 508	609 332	472 001
3 HALOGEN. DERV. HYDROCARBON	4 185 724	3 523 041	519 688	422 551	363 475	262 051
4 SULPH. ETC. DERV. HYDROCARB	1 597 962	1 036 986	157 997	125 850	110 556	78 314
512 ALCOHOL, PHENOL, ETC. DERV	13 441 192	15 142 504	1 487 731	1 439 368	1 039 401	895 501
1 ACYCLIC MONOHYDRIC ALCHL	9 595 369	11 067 161	683 671	745 993	477 020	464 808
2 OTH. ACYCLIC ALCOHOL, DERV	2 406 455	2 707 327	390 491	330 449	273 049	205 782
3 CYCLIC ALCOHOLS, DERIVATS	143 143	169 761	69 852	61 369	48 741	38 160
4 PHENOLS, PHENOL-ALCH. DERV	1 296 225	1 198 255	343 717	301 557	240 591	186 751
513 CARBOXYLIC ACIDS, DERIVTS	9 186 336	8 552 542	2 237 186	1 822 081	1 565 430	1 128 770
1 MONOCARBOXYLIC ACIDS, DRV	4 136 886	3 728 702	938 393	741 317	656 425	458 804
8 POLYCARBOXYLIC ACIDS, ETC	3 902 421	3 652 901	775 323	575 011	542 382	357 877
9 CARBOXYLIC ACIDS ETC.	1 147 029	1 170 939	523 470	505 753	366 623	312 089
514 NITROGEN-FUNCT. COMPOUNDS	7 266 760	7 692 526	3 335 855	3 357 313	2 336 961	2 075 224
5 AMINE-FUNCTION COMPOUNDS	3 821 661	4 016 424	1 044 428	1 028 440	731 748	634 536
6 OXYGEN-FUNCT. AMINO-COMP.	948 592	1 044 523	747 928	752 390	523 952	464 880
7 CARBOXYAMIDE-FUNCT. COMPODS	585 249	396 112	795 225	872 860	558 044	541 042
8 OTH. NITROGEN-FUNCT. COMPODS	1 911 258	2 235 467	748 274	703 623	523 217	434 766
515 ORGANO-INORGANIC COMPNDS	3 166 627	3 010 057	3 390 967	3 151 481	2 375 221	1 949 308
4 ORGANO-SULPHUR COMPOUNDS	553 989	543 374	326 422	244 179	228 371	150 872
5 OTH. ORGANO-INORGAN. COMP	212 139	189 562	146 195	104 268	101 714	64 675
6 LACTAMS, HETEROCYCL. COMP.	1 606 784	1 432 857	646 547	653 376	452 682	404 161
7 OTH. HETEROCYCL. COMP. NUCL	756 103	806 981	2 179 190	2 060 124	1 527 782	1 274 258
8 SULPHONAMIDES	37 612	37 283	92 623	89 534	64 672	55 342
516 OTHER ORGANIC CHEMICALS	6 852 819	7 451 663	1 393 043	1 346 323	973 464	831 820
1 ETHER, ALCHL. PEROXIDE, ETC	2 699 705	3 458 804	435 081	452 866	304 044	280 436
2 ALDEHYDE ETC. FNCT. CMPNDS	3 841 592	3 659 616	601 213	534 610	420 285	329 872
3 ESTRS, INORGANIC ACID, ETC	181 918	170 015	96 771	86 502	67 753	53 189
9 ORGANIC CHEMICALS, NES	129 604	165 228	259 978	272 345	181 382	168 323
522 INORGANIC CHEM. ELEMENTS	27 308 771	25 478 995	1 779 270	1 585 061	1 245 761	981 702
1 CARBON NES, CARBON BLACK	1 228 939	933 494	152 226	121 447	106 432	75 403
2 OTHER CHEMICAL ELEMENTS	5 261 636	5 082 196	499 885	465 063	349 925	287 669
3 INORGANIC ACID, OXIDE ETC	7 144 446	7 167 774	342 070	319 648	239 364	198 194
4 HALOGEN. SULPH. COMP. NON-MTL	202 302	246 910	26 596	27 216	18 603	16 777
5 ZINC, CHROM. IRON ETC. OXID	1 187 775	1 444 903	263 464	234 362	184 605	144 844
6 OTH. INORGAN. BASES, OXIDES	12 283 673	10 603 718	495 029	417 325	346 832	258 815
523 METAL. SALTS, INORGAN. ACID	12 928 289	13 834 472	696 976	700 058	487 200	432 810

4 IMPORTS AND EXPORTS (SPECIAL TRADE) BY GROUPS AND SUBGROUPS OF THE SITC-REV. III
4.1 IMPORTS

GROUP / SUBGROUP	1995 DT = 100 KG	1994	1995 1 000 DM	1994	1995 1 000 \$	1994
1 FLUORIDES ETC.	128 307	154 872	22 527	21 390	15 776	13 292
2 CHLORIDE,BROMIDE,IODIDES	2 132 417	1 952 971	91 095	87 119	63 712	53 910
3 HYPOCHLORITES, ETC.	241 056	243 200	16 844	15 446	11 799	9 555
4 SULPHIDES,SULPHATES ETC.	1 606 254	1 792 178	91 986	92 169	64 320	56 956
5 NITRITES; NITRATES	353 633	369 070	21 378	21 596	14 943	13 382
6 PHOSPHITES,PHOSPHATE,ETC	1 425 390	1 308 842	120 409	109 014	84 284	67 449
7 CARBONATES,PERCARBONATES	3 741 963	5 141 337	147 255	190 576	102 821	117 727
8 OTH.METL.SALT,INORG.ACID	3 299 269	2 872 002	185 482	162 748	129 545	100 539
524 OTHER CHEMICAL COMPOUNDS	2 853 771	2 822 452	603 491	494 550	422 057	307 119
3 METALLIC ACID SALTS, ETC	2 278 322	357 911	325 488	244 004	227 554	151 546
9 INORGANIC CHEMICALS NES	2 575 449	2 464 541	278 003	250 546	194 503	155 573
525 RADIO-ACTIVE MATERIALS	80 779	60 964	667 112	1 190 112	468 005	733 536
1 RADIO-ACTIVE CHEMICALS	55 476	24 545	603 986	1 135 264	423 755	699 691
9 STBL.ISOTOPE;RARE EARTHS	25 303	36 419	63 126	54 848	44 250	33 845
531 SYNTH.COLOURS,LAKES,ETC.	691 358	575 336	971 630	889 794	680 429	549 787
1 SYNTH.ORGANIC DYE STUFFS	556 227	470 178	876 148	805 313	613 631	497 515
2 SYNTH.BRIGHTENERS,LAKES	135 131	105 158	95 482	84 481	66 798	52 272
532 DYEING,TANNING MATERIALS	126 116	129 578	56 745	51 469	39 753	31 774
2 DYES,TANNING EXTRACT ETC	91 744	81 957	50 670	43 088	35 479	26 590
3 SYNTHETIC TANNING SUBSTS	34 372	47 621	6 075	8 381	4 274	5 184
533 PIGMENTS, PAINTS, ETC.	4 835 242	6 458 045	2 031 189	1 926 756	1 418 871	1 192 190
1 OTHER COLOURING MATTER	1 664 845	1 531 445	614 444	522 842	429 438	323 277
2 PRINTING INK	165 930	172 498	170 025	158 398	118 772	97 863
4 PAINTS,VARNISHES ETC.	1 503 265	1 307 020	801 961	731 800	559 653	453 418
5 GLAZE,ENAMEL,DRIERS ETC.	1 501 202	3 447 082	444 759	513 716	311 008	317 632
541 MEDICINES,ETC.EXC.GRP542	512 115	456 407	3 745 819	3 282 936	2 616 890	2 027 589
1 PROVITAMINS,VITAMINS,ETC	218 355	189 190	619 152	532 045	433 237	327 105
3 ANTIBIOTICS,EXCPT GRP542	40 560	32 959	499 513	442 634	349 195	272 300
4 VEG.ALKALOIDS,EXC.GRP542	10 192	9 491	100 633	115 113	70 341	70 845
5 HORMONES,ETC.EXCP.GRP542	363	274	168 927	120 211	118 110	74 216
6 GLYCOSIDES; GLANDS ETC.	39 528	66 682	1 449 234	1 339 333	1 011 553	829 276
9 PHARM.GOODS,EXC.MEDCMNTS	203 117	157 811	908 360	733 600	634 454	453 847
542 MEDICAMENTS	810 524	730 385	5 788 174	5 366 469	4 046 265	3 321 531
1 MEDICAMENTS,ANTIBIOTICS	50 583	53 138	591 755	551 694	413 981	341 487
2 MEDICAMENTS,HORMONES ETC	22 737	20 748	851 689	696 720	534 378	433 064
3 MEDICAMENTS,ALKALOID.ETC	5 098	4 586	94 668	76 953	66 644	47 199
9 MEDICAMENTS, NES	732 106	651 913	4 250 062	4 041 102	2 971 262	2 499 781
551 ESSNTL.OIL,PERFUME,FLAVR	396 113	399 890	630 009	631 012	440 709	388 984
3 ESSENTIAL OILS	84 683	104 574	140 712	139 006	98 251	85 589
4 FLAVOURS, INDUSTRIAL USE	311 430	295 316	489 297	492 006	342 458	303 395
553 PERFUMERY,COSMETICS,ETC.	1 687 534	1 427 557	2 492 016	2 258 291	1 743 523	1 398 575
1 PERFUMES, TOILET WATERS	113 462	110 827	653 519	611 988	457 250	379 929
2 COSMETICS,MAKE-UP ETC.	331 507	284 943	869 275	811 728	608 346	501 852
3 PREPARATIONS FOR HAIR	403 632	301 244	259 598	200 978	181 943	124 607
4 PREP.ORAL,DENTAL HYGIENE	150 437	144 425	134 657	130 937	94 054	81 103
5 TOILETRIES, ETC.	688 296	586 118	574 967	502 660	401 930	311 084
554 SOAP,CLEANERS,POLISH,ETC	6 148 950	5 640 253	1 394 197	1 232 785	976 463	766 104
1 SOAP	296 881	237 176	98 584	80 877	68 987	50 406
2 DETERGENTS,EXCEPT SOAP	5 455 554	5 045 047	1 205 815	1 072 684	844 649	666 655
3 POLISHES,CREAMS,ETC.	396 515	358 030	89 798	79 224	62 827	49 043
562 FERTILIZER,EXCEPT GRP272	75 483 602	66 655 408	1 695 703	1 276 998	1 182 955	782 258
1 NITROGENOUS CHEM.FERTILZR	52 153 491	45 025 657	1 048 856	742 476	732 572	454 777
2 PHOSPHATIC CHEM.FERTILZRS	1 956 384	2 320 911	40 198	42 363	28 077	26 379
3 POTASSIC CHEM.FERTILIZER	929 195	849 373	20 473	16 322	14 289	10 092
9 FERTILIZERS, NES	20 444 532	18 459 467	586 176	475 837	408 017	291 010
571 POLYMERS OF ETHYLENE	14 558 275	15 615 680	2 407 870	2 075 764	1 683 353	1 290 097
1 POLYETHYLENE	13 111 960	14 283 923	2 069 717	1 787 383	1 446 376	1 111 338
2 ETHYL-VINYL ACET.COPOLYM	616 450	627 658	131 649	115 672	92 054	71 654
9 OTH.POLYMERS OF ETHYLENE	829 865	704 099	206 504	172 709	144 923	107 105
572 POLYMERS OF STYRENE	5 536 306	5 521 737	1 281 401	1 084 682	895 873	671 878
1 POLYSTYRENE	3 592 113	3 655 698	728 945	618 262	509 938	382 944
9 OTHER STYRENE POLYMERS	1 944 193	1 866 039	552 456	466 420	385 935	288 934
573 POLYMERS,VINYL CHLORIDE	6 779 430	6 806 519	1 284 635	1 065 167	898 338	661 142
1 POLYVINYL CHLORIDE	6 498 918	6 548 482	1 001 864	860 466	701 065	534 504
9 OTH.VINYL CHLD.COPOLYMER	280 512	258 037	282 771	204 701	197 273	126 638
574 POLYACETAL,POLYCARBONATE	5 213 923	4 938 997	2 020 804	1 727 476	1 413 167	1 070 033
1 POLYACETAL,OTH.POLYETHRS	2 279 368	2 196 144	678 979	608 663	474 948	377 186
2 EPOXIDE RESINS	402 914	466 583	220 286	220 154	154 182	136 003
3 POLYCARBONATES, ETC.	2 531 641	2 276 270	1 121 539	898 659	784 037	556 864
575 OTH.PLASTIC,PRIMARY FORM	20 205 724	20 733 966	5 103 144	4 563 826	3 567 807	2 829 257
1 PROPYLENE POLYMERS ETC.	8 969 459	9 742 870	1 574 908	1 342 460	1 099 745	834 759
2 ACRYLIC POLYMERS	1 614 587	1 627 771	507 630	492 173	355 064	304 044
3 POLYAMIDES	2 690 869	2 544 654	991 287	880 959	693 972	545 618
4 AMINO,PHENOLIC RESIN ETC	4 533 958	4 470 046	769 209	692 141	537 628	428 912
5 CELLULOSE ETC. NES	607 854	536 040	360 666	320 747	251 855	198 972
9 PLASTICS, NES	1 788 997	1 812 585	899 444	835 346	629 543	516 952
579 PLASTIC WASTE, SCRAP ETC	519 937	422 642	40 542	30 910	28 346	19 064
1 WASTE,ETHYLENE POLYMERS	157 929	102 119	9 151	5 686	6 432	3 517
2 WASTE,STYRENE POLYMERS	27 609	19 336	2 416	1 242	1 687	773
3 WASTE,VINYL CHLORIDE POL	135 514	139 435	7 959	7 381	5 576	4 566
9 OTHR.PLASTIC WASTE,SCRAP	198 885	161 752	21 016	16 601	14 651	10 208
581 PLASTIC TUBE,PIPE,HOSE	880 178	911 906	948 427	882 067	663 786	545 655
1 ARTIFIC. SAUSAGE CASINGS	36 202	60 726	87 599	113 291	61 342	69 883
2 TUBES,PIPES,HOSES, RIGID	313 497	389 631	197 127	211 326	137 872	131 114
3 FLEXIBLE TUBE,PIPE,HOSES	42 207	41 566	46 596	40 034	32 620	24 787
4 TUBE,NOT REINF.NO FITTINGS	234 440	193 105	236 521	201 058	165 414	124 279
5 TUBE,NOT REINF.,FITTINGS	21 564	31 031	14 977	20 105	10 446	12 342
6 OTH.TUBES,PIPES,HOSES	77 190	77 627	88 598	80 372	61 947	49 841

4 IMPORTS AND EXPORTS (SPECIAL TRADE) BY GROUPS AND SUBGROUPS OF THE SITC-REV. III
4.1 IMPORTS

GROUP / SUBGROUP	1995 DT = 100 KG	1994	1995 1 000 DM	1994	1995 1 000 \$	1994
7 FITTINGS FOR TUBE, PLASTIC	155 078	118 220	277 009	215 881	194 145	133 409
582 PLASTIC PLATE, SHEETS, ETC	6 693 922	6 550 872	4 058 857	3 609 272	2 838 298	2 235 610
1 PLSTC SHEET ETC. SELF-ADH	735 710	690 885	657 523	587 699	460 075	363 530
2 OTH. PLATE, SHEET, ETC.	4 429 712	4 393 173	2 366 360	2 081 323	1 654 246	1 288 839
9 OTH. PLATES, ETC. PLASTIC	1 518 500	1 466 814	1 034 974	940 250	723 977	583 241
583 MONOFILAMENT OF PLASTICS	271 583	285 608	179 883	168 533	125 797	104 347
1 MONOFILAMENT, OF ETHYLENE	12 121	18 698	13 461	13 183	9 424	8 206
2 MONOFILAMENT, VINYL CHLRD	158 166	162 044	78 712	78 723	55 095	48 631
9 MONOFILAMENT, OTH. PLASTIC	101 296	104 866	87 710	76 627	61 278	47 510
591 INSECTICIDES, ETC.	653 514	522 571	895 047	656 061	627 631	399 647
1 INSECTICIDES, RETAIL SALE	75 543	54 995	98 717	68 720	69 627	42 128
2 FUNGICIDES, RETAIL SALE	123 649	97 845	181 494	111 485	127 551	67 701
3 HERBICIDES, RETAIL SALE	317 213	265 011	533 146	401 017	373 155	243 746
4 DISINFECTANT, ETC. RETAIL	137 109	104 720	81 690	74 839	57 298	46 072
592 STARCHES, INULIN, ETC.	5 479 270	4 600 027	1 288 702	1 138 980	901 915	704 672
1 STARCHES, INULIN, GLUTEN	2 172 295	1 562 436	1 176 887	1 131 393	123 752	81 100
2 ALBUMINOIDAL SUBSTS. ETC	3 306 975	3 037 591	1 111 815	1 007 587	778 163	623 572
593 EXPLOSIVES, PYROTECHNICS	286 734	198 082	149 905	126 979	104 768	79 472
1 PROPELLANT, PRPD. EXPLOSIVE	49 833	45 426	27 926	25 964	19 558	16 026
2 DETONATORS, FUSES ETC.	3 163	3 521	46 534	43 810	32 558	27 048
3 FIREWORKS, FLARES, ETC.	233 738	149 135	75 445	57 205	52 652	36 398
597 PREPRD ADDITIVES, LIQUIDS	2 215 026	2 223 801	603 105	596 586	420 973	368 903
2 ADDITIVE FOR MINERAL OIL	1 320 463	1 395 107	358 772	382 062	250 236	236 130
1 HYDRLC. LIQD., ANTI-FREEZE	482 419	488 713	79 267	65 016	55 297	40 255
7 LUBRICATING PREPARATIONS	412 144	339 981	165 066	149 508	115 440	92 518
598 MISC. CHEMICAL PRODS. NES	18 894 889	16 966 730	3 807 638	3 416 925	2 663 411	2 114 829
1 WOOD-, RESIN-BASE CHEM. PR	2 811 093	3 055 818	233 987	212 514	163 519	131 769
3 ARTIFICIAL, PREPARED WAXES	309 839	281 157	100 241	88 217	70 081	54 526
4 MIXED ALKYL BENZES. ETC. NES	694 642	770 189	77 093	83 859	53 881	51 899
5 CHEM. ELMENTS FOR ELECTRONC	1 514	2 231	186 168	171 838	130 501	106 288
6 ORGANIC CHEM. PRODS. NES	2 909 979	2 813 386	895 635	791 659	625 962	490 350
8 CATALYSTS, ETC. NES	188 058	211 189	419 920	389 712	293 553	239 616
9 CHEM. PRODUCTS ETC. NES	11 979 964	9 832 760	1 894 594	1 679 126	1 325 914	1 040 381
611 LEATHER	414 047	437 929	1 183 897	1 249 450	827 845	771 800
2 COMPOSITION LEATHER	4 324	4 524	2 946	3 163	2 075	1 927
3 WHOLE BOVINE SKIN LEATHR	21 294	29 899	33 467	57 787	23 329	35 569
4 OTH. BOVINE, EQUINE LEATHR	349 805	357 054	922 577	941 352	645 084	581 714
5 SHEEP, LAMB SKIN LEATHR	8 141	9 697	66 126	71 098	46 331	43 776
6 GOAT OR KID SKIN LEATHR	11 509	12 806	76 389	89 162	53 390	55 095
7 LEATHER OF OTHER ANIMALS	14 329	19 748	49 462	60 356	34 524	37 324
8 LEATHER, SPECIAL FINISH	4 645	4 201	32 930	26 532	23 112	16 395
612 MANUFACT. LEATHER ETC. NES	49 179	45 599	111 566	115 237	77 946	71 628
1 LEATHER BELTING ETC.	559	641	2 699	3 928	1 888	2 450
2 SADDLERY AND HARNESS	21 369	19 727	58 238	54 296	40 674	33 600
9 OTH. LEATHER ARTICLES NES	27 251	25 231	50 629	57 013	35 384	35 578
613 FURSKINS, TANNED, DRESSED	26 463	25 089	141 958	118 041	99 462	72 677
1 WHOLE FURS, NOT ASSEMBLED	22 948	19 780	120 902	86 648	84 708	53 409
2 HEADS, TAILS, PAWS ETC.	2 012	3 434	609	2 648	424	1 649
3 WHOLE FURS ETC. ASSEMBLED	1 503	1 875	20 447	28 745	14 330	17 619
621 MATERIALS OF RUBBER	1 566 989	1 640 666	982 208	969 658	687 256	599 646
1 COMPOUNDED RUBBER, UNVULC	658 737	752 427	237 927	280 432	166 640	172 896
2 OTH. FORMS UNVULC. RUBBER	38 448	90 649	21 787	36 861	15 193	22 815
3 VULCANIZED RUBBER	515 364	465 325	337 653	323 950	236 128	200 344
4 VULC. RUBBER TUBES, PIPES	354 440	332 265	384 841	328 415	269 295	203 591
625 RUBBER TYRES, TUBES, ETC.	6 174 891	5 515 156	3 807 645	3 518 384	2 660 534	2 182 054
1 TYRES, PNEUMATIC, NEW, CAR	2 872 981	2 582 637	2 226 850	2 074 615	1 556 324	1 286 045
2 TYRES, PNEUMATIC, NEW, BUS	1 609 399	1 378 908	894 490	794 019	624 593	494 288
3 TYRES, PNEUM. NEW, AIRCRAFT	4 055	3 298	6 499	4 418	4 549	2 746
4 TYRES, PNEUM. NEW, CYCLES	127 848	131 341	99 014	101 290	69 104	81 987
5 OTHER PNEUMATIC TYRES	666 977	617 569	366 229	344 458	256 010	213 412
9 OTHER TYRES, TUBES ETC.	893 631	801 343	214 563	199 584	149 954	123 576
629 ARTICLES OF RUBBER, NES	1 045 850	941 542	1 477 553	1 339 259	1 033 670	829 254
1 HYGIENIC, PHARM. RUBBER, ART	19 760	18 598	46 228	45 261	32 310	28 011
2 VULC. RUBBER BELTING	187 309	162 844	260 328	201 892	182 000	124 914
9 HARD RUBBER ETC., NES	838 781	760 100	1 170 997	1 092 106	819 360	676 329
633 CORK MANUFACTURES	251 943	228 081	192 953	185 325	135 114	114 395
1 ARTICLES OF NATURAL CORK	32 005	35 143	70 959	71 975	49 668	44 340
2 AGGLMRD. CORK, CORK ARTCL	219 938	192 938	121 994	113 350	85 446	70 055
634 VENEERS, PLYWOOD, ETC.	22 886 308	22 052 164	2 550 256	2 309 971	1 783 729	1 425 382
1 VENEER, PLYWOOD SHEETS	1 285 257	1 152 319	527 300	486 033	369 003	300 444
2 DENSIFIED, RECONSTIT. WOOD	11 832 747	11 841 598	783 729	691 865	548 816	427 816
3 PLYWOOD, SOLELY OF WOOD	5 440 479	4 818 850	796 098	716 879	555 802	439 709
4 OTH. PLYWOOD, VNRD. PANELS	781 871	929 404	158 899	188 430	111 341	116 381
5 FIBREBOARD	3 300 248	3 057 048	273 070	217 055	190 949	135 087
9 WOOD, SIMPLY SHAPED, NES	245 706	252 947	11 160	9 709	7 818	5 945
635 WOOD MANUFACTURES, NES	16 133 138	15 766 450	3 074 028	3 063 714	2 151 381	1 899 911
1 PACKINGS, PALLETS ETC.	7 221 145	6 889 889	305 412	271 519	213 802	168 648
2 CASKS, BARRELS, ETC. STAVES	5 338	9 566	1 090	3 009	752	1 863
3 BUILDERS, JOINERY, WOOD ETC	4 614 416	4 990 539	1 817 571	1 887 222	1 271 782	1 172 731
4 WOOD, DOMEST. USE EX. FURNIT	393 431	388 412	277 142	293 767	193 532	181 608
9 MANUFACT. ARTCL. WOOD, NES	3 898 808	3 488 044	672 813	608 197	471 513	375 061
641 PAPER AND PAPERBOARD	73 395 946	76 276 667	10 999 402	9 245 677	7 694 454	5 734 678
1 NEWSPRINT, ROLLS, SHEETS	11 974 888	13 208 213	1 215 262	1 019 138	850 374	631 166
2 PAPER, PAPERBD. UNCOATED	15 627 819	16 016 281	2 381 137	1 951 213	1 665 250	1 210 772
3 PAPER, PAPERBD. COATED, ETC	15 000 463	15 239 375	2 714 472	2 336 715	1 898 320	1 451 258
4 KRAFT PAPER, BRD, UNCOATED	11 084 697	11 960 473	1 310 417	1 072 230	917 352	665 629
5 PAPER, PAPERBD. UNCTD, BULK	9 365 055	9 564 300	1 043 787	797 351	731 398	495 084
6 PAPER, PAPERBD. CORRIG, ETC	1 669 190	1 675 477	387 677	339 467	271 513	210 357
7 PAPER, PAPERBD. COATED NES	7 682 492	7 817 683	1 736 030	1 528 371	1 213 035	946 239

4 IMPORTS AND EXPORTS (SPECIAL TRADE) BY GROUPS AND SUBGROUPS OF THE SITC-REV. III
4.1 IMPORTS

GROUP / SUBGROUP	1995 DT = 100 KG	1994	1995 1 000 DM	1994	1995 1 000 \$	1994
9 CONVRTD.PAPER,PPRBRD,NES	991 342	994 865	210 620	201 192	147 212	124 173
642 PAPER,PAPERBOARD,CUT ETC	10 226 853	9 912 777	3 084 889	2 694 827	2 157 149	1 669 993
1 CONTAINERS,ETC.OF PAPER	2 446 310	2 495 894	775 794	704 418	542 481	437 323
2 STATIONERY,ETC.	106 280	97 615	54 601	53 421	38 086	33 506
3 REGISTERS,ACCT.BOOKS,ETC	451 251	443 487	248 946	229 125	173 371	141 839
4 PAPER,PAPERBOARD,CUT,NES	4 402 957	4 045 740	932 823	746 920	694 693	462 176
9 ARTCLS,PULP,PAPR,BRD NES	2 820 055	2 830 041	1 012 725	960 943	707 918	595 149
651 TEXTILE YARN	4 520 031	4 400 130	3 442 856	3 289 765	2 405 599	2 030 797
1 YARN,OF WOOL,ANIMAL HAIR	170 677	180 808	369 298	372 192	258 147	229 428
2 COTTON SEWING THREAD	3 116	3 044	9 020	9 012	6 289	5 555
3 COTTON YARN,EXCL. THREAD	914 174	1 037 856	653 555	691 212	456 376	425 566
4 THREAD OF MAN-MADE FIBRE	23 643	25 033	67 653	63 328	47 236	39 207
5 SYNTH.FILAMENT YARN,BULK	395 565	408 173	327 932	336 062	228 739	207 593
6 OTH.SYNTH.FILAMENT YARN	660 717	601 669	606 300	517 443	423 924	319 368
7 ARTIF.FILAMENT YARN, NES	228 007	224 956	270 487	255 821	189 129	158 169
8 YARN,STAPLE FIBRES, ETC.	598 489	638 452	592 306	594 104	413 906	366 970
9 YARN,TEXTILE FIBRES, NES	1 525 643	1 280 139	546 305	450 591	381 853	278 941
652 COTTON FABRICS, WOVEN	1 051 423	1 110 601	1 648 251	1 677 737	1 152 111	1 036 992
1 COTTON GAUZE,ETC.WOVEN	33 252	43 893	57 956	74 620	40 612	46 042
2 COTTON FABRIC,WVN,UNBLCH	479 927	538 811	392 695	412 555	274 018	253 946
3 OTH85%+COTTN.FABRIC200G+	227 593	240 411	569 507	602 055	398 069	372 805
4 OTH85%+COTTN.FABRIC200G+	231 124	213 999	393 516	364 431	275 480	225 436
5 OTH<85%+COTTN.FABRIC200G	29 835	29 459	82 122	83 759	57 446	51 771
6 OTH<85%+COTTN.FABRIC200G+	39 441	33 805	112 392	105 139	78 645	65 090
9 OTH.WOVEN FABRICS,COTTON	10 251	10 223	40 063	35 178	27 841	21 902
653 FABRICS,MAN-MADE FIBRES	1 177 573	1 185 371	2 632 762	2 500 491	1 841 357	1 546 265
1 FABRIC,SYNTH.FILMNT.YARN	320 797	300 818	680 337	662 228	475 919	410 092
2 FABRIC,85%+SYN.STPL.FIBR	66 535	64 218	181 905	165 098	127 110	101 846
3 FABRIC<85%SYN.STP.FBR+CTN	122 685	126 907	150 403	148 840	105 019	91 225
4 FABRIC<85%SYN.STP.FBR+OTHR	106 826	117 838	305 728	303 837	214 496	187 943
5 FABRIC,ARTIF.FILMNT YARN	182 832	148 979	512 645	433 826	358 531	269 525
6 FABRIC,85%+ART.STPL.FIBR	163 030	218 415	253 575	304 162	177 191	187 546
7 FABRIC,<85%ART.STPL.FIBR	174 819	167 110	455 623	389 865	318 457	240 996
9 PILE,CHNLE.FABRC,M-MADE	40 049	41 086	92 546	92 635	64 634	57 092
654 OTH.TEXTILE FABRIC,WOVEN	701 559	718 141	1 743 778	1 900 651	1 220 612	1 173 153
1 FABRIC,OF SILK,SILK WSTE	11 624	16 168	179 401	221 935	125 374	137 133
2 FABRIC<85%+WOOL,FINE HAIR	111 324	137 672	643 412	745 544	451 523	459 286
3 FABRIC,WOOL,FNE.HAIR,NES	104 333	109 723	383 954	362 863	269 916	223 279
4 FABRICS, WOVEN, OF FLAX	52 446	68 927	190 440	257 548	131 333	159 757
5 FABRIC,WVN,JUTE,OTH.TXTL	62 875	56 904	14 563	15 992	10 161	9 958
6 FABRIC,WOVEN GLASS FIBRE	352 188	323 779	317 085	283 132	221 863	175 287
9 FABRICS, WOVEN, NES	6 769	4 968	14 923	13 637	10 442	8 453
655 KNIT,CROCHET.FABRIC NES	296 173	324 809	680 312	751 382	475 937	465 483
1 PILE FABRIC,KNIT,CROCHET	92 029	123 383	148 541	216 843	103 716	134 412
2 OTH.KNIT.CROCHET.FABRICS	204 144	201 426	531 771	534 539	372 221	331 071
656 TULLE,LACE,EMBROIDRY,ETC	116 298	103 428	376 867	390 811	263 661	240 989
1 NARROW FABRIC,WOVEN,OTHR	62 530	53 524	129 568	115 125	90 643	71 135
2 LABELS,BADGE ETC.NOT EMB	2 449	2 696	15 462	15 067	10 808	9 308
3 GIMPED YARN, ETC.	37 202	30 756	87 923	82 130	61 514	50 559
4 TULLES,NET FABRIC, LACE	3 878	3 132	24 775	22 665	17 347	13 977
5 EMBROIDERY	10 239	13 320	119 139	155 824	83 349	96 010
657 SPECIAL YARN,TXTL.FABRIC	1 867 053	1 837 409	2 033 325	1 914 323	1 421 755	1 182 884
1 FELT	141 001	179 767	75 410	90 144	52 704	55 885
2 NONWOVEN FABRICS NES	679 410	647 981	620 237	560 787	434 217	347 609
3 COATED,IMPRGTD TXTLS.NES	425 342	365 955	635 253	550 183	443 624	339 576
4 QUILTED TEXTILE PRODUCTS	790	685	2 247	1 822	1 573	1 126
5 TWINE,CORDAGE,ETC.PRDUCTS	291 590	294 832	102 486	92 819	71 673	57 022
6 HAT-SHAPES,FORMS,BODIES	537	744	4 438	5 912	3 122	3 631
7 WADDING,ETC.MACHINE USE	170 067	172 096	413 132	414 643	288 615	256 095
8 RUBBR,TXTL.YARN,CORD ETC	3 314	4 457	6 221	5 468	4 378	3 375
9 SPECIAL TEXTILE PRODUCTS	155 002	170 892	173 901	192 539	121 849	118 565
658 TEXTILE ARTICLES NES	1 806 186	1 724 972	2 421 338	2 379 588	1 690 863	1 469 422
1 SACKS,BAGS,TXTL.MATERIAL	244 188	281 542	118 167	118 811	82 563	73 690
2 TARPAULINS,SAILS,AWNINGS	220 717	164 998	167 689	170 633	117 403	103 083
3 BLANKETS,TRAVELLING RUGS	49 107	58 618	59 707	70 915	41 640	44 124
4 HOUSEHOLD LINENS	875 525	866 837	1 350 239	1 342 542	942 987	829 912
5 CURTAINS,OTH.FURNISHINGS	154 174	147 893	329 781	312 768	230 422	193 430
9 MADE-UP ARTICLES,TXTL.NES	262 475	205 144	395 755	363 919	275 848	225 183
659 FLOOR COVERINGS, ETC.	3 386 718	3 176 978	2 885 450	2 964 462	2 013 409	1 824 912
1 LINOLEUM ETC.	118 205	96 425	46 102	37 782	32 178	23 426
2 CARPETS ETC.KNOTTED	507 512	511 125	1 245 957	1 441 542	868 222	886 276
3 HAND-WOVEN RUGS	17 040	17 341	26 699	29 455	18 509	18 225
4 CARPETS ETC.TUFTED	2 061 408	1 970 038	1 127 974	1 076 635	787 733	663 477
5 CARPETS,ETC.WOVEN	331 361	285 583	253 020	221 597	176 864	136 513
6 CARPETS,ETC.NES	351 192	296 466	185 698	157 451	129 903	96 995
661 LIME,CEMENT,CONSTR.MATRL	114 467 374	115 015 582	1 999 202	1 968 193	1 400 216	1 223 231
1 QUICKLIME ETC.EXCL.522.6	8 098 060	8 353 673	86 746	85 712	60 791	52 938
2 PORTLAND CEMENT, ETC.	88 397 889	90 036 030	776 433	763 608	544 134	476 141
3 BUILDING STONE,WORKD.ETC	15 949 045	14 572 689	969 695	923 119	678 577	572 398
8 ASBESTOS-CEMNT.MATRL.ETC	2 022 380	2 053 190	166 328	195 754	116 714	121 754
662 CLAY,REFRCT.CONSTR.MATRL	37 551 853	38 963 267	2 451 288	2 376 385	1 712 732	1 475 696
3 REFRACTORY BRICKS ETC.	2 597 346	2 593 609	307 825	308 476	215 598	190 309
4 NON-REFRACTORY BRICK,ETC	34 954 507	36 369 658	2 143 463	2 067 909	1 497 134	1 285 387
663 MINERAL MANUFACTURES,NES	30 734 871	30 554 069	2 307 214	2 106 903	1 613 226	1 306 326
1 MILL,GRINDSTONES,ETC.	138 819	130 409	302 523	263 327	211 975	163 133
2 ABRASIVE CLOTHS,ETC.	203 682	161 941	270 320	227 826	188 785	140 788
3 NON-CERAMIC MINERAL MANF	25 012 878	24 394 750	897 152	829 778	627 249	515 198
5 MINERL.INSULAT.PROD.NES	4 547 053	5 038 697	392 309	389 550	274 155	242 600
7 REFRACTORY CERAMIC GOODS	134 852	200 391	94 955	87 883	66 353	54 464
8 ASBESTOS MANF,FRICT.MTRL	105 902	85 180	143 176	120 971	99 930	74 760
9 ARTCLS.CERAMIC MATRL,NES	591 685	542 701	206 779	187 568	144 779	115 383
664 GLASS	10 691 708	10 221 679	1 963 102	1 786 564	1 371 368	1 106 902

4 IMPORTS AND EXPORTS (SPECIAL TRADE) BY GROUPS AND SUBGROUPS OF THE SITC-REV. III
4.1 IMPORTS

GROUP / SUBGROUP	1995 DT = 100 KG	1994	1995 1 000 DM	1994	1995 1 000 \$	1994
1 GLASS,BULK,UNWRKD,WASTE	1 004 849	866 600	114 237	89 073	79 904	54 743
3 DRAWN,BLOWN GLASS,SHEETS	297 662	290 702	20 080	19 284	14 028	11 930
4 FLOAT,GROUND,PLSHD.GLASS	5 200 631	5 312 012	436 728	381 420	305 277	236 643
5 CAST,ROLLED GLASS,SHEETS	586 158	482 869	76 500	62 694	53 296	39 048
7 SAFETY GLASS	1 514 457	1 386 663	565 591	559 093	395 224	345 853
8 GLASS MIRRORS	362 602	345 388	150 069	138 070	104 847	85 364
9 GLASS, NES	1 725 349	1 537 445	599 897	536 930	418 792	333 321
665 GLASSWARE	5 941 476	6 336 371	1 324 352	1 281 678	924 537	791 881
1 CONTAINERS, OF GLASS	3 985 027	4 533 250	382 106	406 159	266 956	250 687
2 GLASSWARE,HOUSEHOLD ETC.	1 602 005	1 439 321	698 799	632 403	487 651	390 906
9 GLASS ARTICLES, NES	354 444	363 800	243 447	243 116	169 930	150 288
666 POTTERY	1 769 249	1 677 829	739 311	729 848	516 437	450 015
1 CERAMIC HOUSEHOLD ARTCLS	865 750	850 653	405 905	394 206	283 573	243 402
2 ORNAMENTAL CERAMIC ARTCL	903 499	827 176	333 406	335 642	232 864	206 613
667 PEARLS,PRECIOUS STONES	18 598	15 155	752 633	775 351	525 525	479 197
1 PEARLS	74	101	79 532	94 879	55 570	58 726
2 DIAMONDS,EXCL.INDUSTRIAL	-	-	492 651	472 474	343 962	292 351
3 PRECIOUS,SEMI-PRC.STONES	18 181	14 577	141 131	176 559	98 520	108 693
4 SYNTH.ETC.PREC.STONES	343	477	39 319	31 439	27 473	19 427
671 PIG IRON,SPIEGELEISN,ETC	16 940 492	14 802 716	2 018 668	1 537 108	1 411 800	955 032
2 PIG IRON,ETC.PRIMRY.FORM	4 148 861	3 872 604	119 506	110 416	83 506	69 092
3 PELLETS,ETC.PIG IRON,ETC	1 031 047	751 090	156 584	98 391	110 062	81 066
4 FERRO-MANGANESE	1 983 342	1 635 960	172 213	138 793	120 246	86 357
5 OTHER FERRO-ALLOYS	9 777 242	8 543 062	1 570 365	1 189 508	1 097 986	738 517
672 INGOTS ETC.IRON OR STEEL	17 676 377	13 775 253	1 737 591	1 235 921	1 214 455	767 295
4 INGOTS OF IRON OR STEEL	751 311	425 811	81 792	43 273	57 407	27 084
6 SEMI-FINISH.IRON,STEEL	8 817 785	7 219 542	403 897	304 699	282 440	190 552
7 SEMI-FIN.IRON,ETC..25%+C	2 076 611	1 587 799	126 604	85 273	88 347	53 232
8 SEMI-FIN.ALLOY STL.25%+C	6 030 670	4 532 101	1 125 298	802 676	786 261	496 427
673 FLAT-ROLLED IRON ETC.	57 533 464	52 932 077	4 086 272	3 407 396	2 858 103	2 114 273
1 FLAT,HOT-ROLLED.PROD.IRON	7 032 199	5 966 681	492 432	355 887	344 764	221 349
2 FLAT,HOT-ROLLED.PROD.IRON	33 878 073	31 082 374	2 197 667	1 803 486	1 537 146	1 120 164
3 FLAT,COLD-ROLLED.PROD.IRN	2 227 626	2 127 661	199 007	175 608	139 308	108 897
4 FLAT,COLD-ROLLED.PROD.IRN	14 092 385	13 406 466	1 157 594	1 032 987	809 253	639 513
5 FLAT-ROLLED.PROD.IRON NES	303 181	348 895	39 572	39 428	27 632	24 350
674 FLAT-ROLLED PLATED IRON	23 381 481	20 455 163	2 604 722	2 178 794	1 824 176	1 349 529
1 FLAT-ROLLED.IRON,ZINC PLT	18 287 729	16 034 450	1 819 167	1 526 817	1 273 926	944 968
2 FLAT-ROLLED.IRON,TIN PLTD	2 700 342	2 202 463	421 413	332 774	295 628	207 274
3 FLAT-ROLLED.IRON,PNTD,ETC	1 601 140	1 407 633	242 380	210 984	169 462	130 453
4 FLAT-ROLLED.IRN<600+MM,PLT	639 932	558 614	86 541	72 586	60 699	44 747
5 FLAT-ROLLED.IRN<600MM,PLT	152 338	252 003	35 221	35 633	24 461	22 087
675 FLAT-ROLLED, ALLOY STEEL	7 060 903	5 797 223	2 617 036	1 687 528	1 833 467	1 049 046
1 FLAT-ROLLED.SILC-ELEC.STL	850 542	793 280	151 157	142 182	105 939	87 502
2 FLAT-ROLLED.HI-SPEED STL	10 193	5 363	14 709	7 268	10 327	4 503
3 FLAT,HOT-ROLLED S.STEEL	1 475 298	1 123 376	624 737	359 452	437 560	223 671
4 FLAT,HOT-ROLLED.ALLOY STL	1 226 665	1 103 697	176 010	152 288	123 332	94 328
5 FLAT,COLD-ROLLED S.STEEL	3 299 143	2 620 110	1 486 891	891 777	1 041 886	555 452
6 FLT,COLD-ROLLED.ALLOY STL	82 832	49 790	76 281	66 487	53 189	41 053
7 FLAT-ROLLED,ALLOY STL.NES	116 230	101 607	87 251	68 074	61 234	42 537
676 IRON,STL.BAR,SHAPES ETC.	66 464 291	59 936 954	5 369 044	4 273 872	3 753 690	2 651 229
1 BAR,ROD IRON,HOT-FD,COIL	18 009 903	16 518 819	1 194 428	1 002 619	836 501	622 579
2 BAR,ROD IRON,STL.HOT-FD	24 771 312	22 893 081	1 725 855	1 395 024	1 205 318	866 769
3 BAR,ROD IRON,STL.COLD-FD	3 516 956	2 869 789	657 014	441 442	459 861	274 330
4 OTH.BAR,ROD IRON,STEEL	1 501 281	1 056 894	345 478	199 492	241 968	123 417
8 ANGLES,SHAPED,IRON,STEEL	18 664 839	16 598 381	1 446 269	1 235 295	1 010 042	764 134
677 RAILWAY TRACK IRON,STEEL	1 193 268	1 477 537	111 846	142 772	77 983	89 514
678 WIRE OF IRON OR STEEL	5 499 454	5 023 070	834 649	694 439	584 271	430 437
1 WIRE,IRON,NON-ALLOY STL	4 682 588	4 356 463	430 755	430 578	343 628	266 866
2 WIRE,S.STL,OTH.ALLOY STL	816 866	666 607	343 894	263 861	240 643	163 571
679 TUBES,PIPES,ETC.IRON,STL	17 299 185	17 051 445	3 102 288	2 660 937	2 169 806	1 649 689
1 TUBE,ETC.SEAMLESS,IRN.ST	3 565 016	3 264 554	732 315	563 482	512 231	349 083
3 OTH.TUBE,D406.4MM+,IR,ST	515 896	1 045 500	42 544	87 043	29 784	53 768
4 OTH.TUBE,PIPE,IRON,STEEL	11 942 638	11 478 979	1 672 556	1 403 522	1 169 334	871 134
5 TUBE,PIPE FITTINGS,IRN.STL	1 275 635	1 262 412	654 873	606 890	458 457	375 704
681 SILVER,PLATINUM,ETC.	13 363	10 689	1 022 581	949 505	714 779	589 904
1 SILVER	12 851	10 248	307 594	285 386	215 187	179 138
2 PLATINUM	512	441	714 987	664 119	499 592	410 766
682 COPPER	10 998 506	11 254 779	5 281 041	4 650 271	3 695 197	2 888 744
1 COPPER;ANODES;ALLOYS	6 564 402	6 522 165	2 711 575	2 286 500	1 898 299	1 421 043
3 COPPER BARS,RODS,PROFOLS	928 346	861 057	410 285	316 082	286 929	195 793
5 COPPER WIRE	2 002 044	2 272 940	914 357	832 742	637 993	555 820
6 COPPER PLATE,ETC.15MM+TH	586 129	679 226	369 048	369 424	258 306	230 222
7 COPPER FOIL,POWDR,FLAKES	162 574	131 405	195 367	153 562	136 829	95 094
7 COPPER TUBE,PIPE,FITTINGS	755 011	787 986	680 409	631 961	476 841	390 772
683 NICKEL	881 172	666 888	1 113 632	730 159	777 984	452 554
1 NICKEL,NCKL.ALLOY,UNWRGT	782 539	580 264	911 295	566 686	636 485	351 023
2 NICKEL,NICKEL ALLOY,WRKD	98 633	86 624	202 337	163 473	141 499	101 531
684 ALUMINIUM	20 571 144	18 901 636	7 816 595	6 142 458	5 466 523	3 814 795
1 ALUM.,ALUM.ALLOY,UNWRGT	13 408 553	12 030 722	3 943 672	2 929 763	2 758 073	1 820 097
2 ALUMINIUM,ALUM.ALLOY,WRK	7 162 591	6 870 914	3 872 923	3 212 695	2 708 450	1 994 698
685 LEAD	1 555 866	1 415 289	161 001	150 534	112 568	93 102
1 LEAD,LEAD ALLOY,UNWRGHT.	1 482 669	1 320 332	149 286	137 286	104 395	84 918
2 LEAD,LEAD ALLOYS, WORKED	73 197	94 937	11 715	13 248	8 173	8 184
686 ZINC	3 625 617	3 702 557	662 180	691 052	463 643	428 456
1 ZINC,ZINC ALLOY,UNWRGHT.	2 926 587	3 031 366	465 492	499 571	325 975	309 589
3 ZINC,ZINC ALLOYS, WORKED	699 030	671 191	196 688	191 481	137 668	118 867
687 TIN	229 302	223 928	207 284	192 325	144 970	118 610

4 IMPORTS AND EXPORTS (SPECIAL TRADE) BY GROUPS AND SUBGROUPS OF THE SITC-REV. III
4.1 IMPORTS

GROUP / SUBGROUP	1995 DT = 100 KG	1994	1995 1 000 DM	1994	1995 1 000 \$	1994
1 TIN, TIN ALLOYS, UNWROUGHT	222 595	207 580	197 105	182 302	137 854	112 402
2 TIN, TIN ALLOYS, WORKED	6 707	16 348	10 179	10 023	7 116	6 208
689 MISC. NON-FERR. BASE METAL	652 190	554 347	552 461	444 516	386 160	275 175
1 TUNGSTEN, ETC. UNWROUGHT	254 010	242 903	201 974	166 074	141 405	102 924
8 COBALT, CADMIUM, ETC. UNWRT	85 658	82 561	204 501	167 122	142 794	103 230
9 BASE METAL NES, WST, SCRAP	312 522	228 883	145 986	111 320	101 961	69 021
691 METALLIC STRUCTURES NES	8 686 619	8 050 477	2 565 092	2 485 096	1 794 731	1 545 284
1 METAL STRUCTURES, PARTS	8 191 563	7 599 639	1 986 232	1 884 800	1 390 013	1 172 244
2 ALUMINIUM STRUCTURE, PRTS	495 056	450 838	578 860	600 496	404 718	373 040
692 CONTAINERS, STORAGE, TRNSP	1 820 940	1 705 947	790 371	743 209	553 712	459 555
1 RESERVOIR, TANKS, VATS, ETC	608 116	579 058	170 650	166 088	119 595	102 474
4 TANKS, CASKS, DRUMS, ETC.	1 212 824	1 126 889	619 721	577 121	434 117	357 081
693 WIRE PRODUCTS EXCL. ELECT	5 528 929	5 054 873	644 936	608 118	453 016	376 417
1 STRANDED WIRE, CABLE, ETC.	706 936	604 120	273 743	257 523	191 805	159 402
2 BARBED WIRE, ETC. IRON, STL	30 802	41 681	4 667	5 949	3 259	3 604
5 METAL FENCING, GAUZE ETC.	4 791 191	4 409 072	366 526	344 646	257 952	213 411
694 NAILS, SCREWS, NUTS, ETC.	4 238 895	3 555 677	1 750 164	1 411 323	1 223 487	874 239
1 NAILS, TACKS, ETC. IRON, STL	798 227	776 995	147 561	145 339	103 212	90 010
2 SCREWS, BOLTS, NUTS, IRN. ST	3 405 316	2 746 234	1 531 715	1 207 175	1 070 639	747 892
3 NAILS, TACKS, ETC. COPPER	28 062	25 878	51 944	42 450	36 343	26 229
4 NAILS, TACKS, ETC. ALUMINUM	7 290	6 570	18 944	16 359	13 293	10 108
695 TOOLS	1 187 367	1 131 772	2 649 703	2 429 294	1 851 276	1 503 297
1 HAND TOOLS	152 720	136 651	95 784	81 532	66 939	49 681
2 HAND SAW, FILE, RASP, ETC.	105 655	92 216	143 359	124 515	100 180	77 024
3 SPANNERS, WRENCHES, ETC.	107 111	96 249	98 483	87 749	68 813	54 214
4 HAND TOOLS, ETC. NES	382 357	373 216	312 938	297 498	218 617	183 394
5 SAW BLADES	52 791	43 340	208 588	193 708	145 711	120 140
6 KNIVES, CUTTING BLADES	309 120	299 762	1 731 180	1 569 334	1 209 449	972 477
7 TOOL SETS, RETAIL SALE	77 613	90 338	59 371	74 958	41 567	46 367
696 CUTLERY	294 910	259 465	677 556	656 446	473 222	405 371
3 RAZORS, RAZOR BLADES	48 409	40 178	200 258	207 132	139 992	127 342
4 SCISSORS, ETC.	23 098	21 216	50 717	51 157	35 422	31 515
5 OTH. ARTICLES OF CUTLERY	12 759	9 272	30 254	21 603	21 142	13 363
6 KNIVES, FORKS, SPOONS, ETC.	135 740	120 437	222 090	214 464	154 964	132 739
8 KNIVES, OTHER THAN 695.6	74 904	68 362	174 237	162 090	121 702	100 412
697 HOUSEHOLD EQUIPMENT, NES	1 861 672	1 905 019	1 396 875	1 493 701	976 752	923 335
3 DOM. COOK. HEAT. APP. N-ELEC	595 730	668 170	280 637	333 007	196 458	205 974
4 TBL, KITCHN, H. HOLD ART. NES	998 084	960 269	817 974	840 756	571 822	519 060
5 SANITARY WARE, PARTS NES	127 688	131 251	137 266	143 727	95 924	88 909
8 H. HOLD APPLIANCS, ETC. NES	140 170	145 329	160 998	176 211	112 548	109 392
699 MANUFACTS. BASE METAL, NES	10 416 278	8 933 728	5 542 518	5 046 899	3 875 830	3 125 991
1 LOCKS, SAFES, STRONG BOXES	1 615 838	1 572 342	1 502 638	1 483 438	1 050 891	918 035
2 CHAIN, IRON, STEEL	159 498	169 976	58 775	59 998	41 068	37 311
3 PINS, NEEDLES, IRN. STL, ETC	85 672	77 434	147 914	139 229	103 525	86 113
4 SPRINGS, LEAVES, METAL	458 876	382 836	224 265	187 440	156 966	116 097
5 MISC. ARTICLES, BASE METAL	480 410	332 809	351 170	269 535	246 176	167 297
6 ARTICLES IRON, STEEL, NES	6 639 634	5 446 399	1 983 703	1 736 935	1 387 235	1 076 623
7 ARTICLES NES, COPPER, ETC.	856 712	845 230	986 421	931 742	689 810	576 534
8 ARTICLES COBALT, ETC., NES	20 777	14 535	126 713	116 212	88 726	72 157
9 ARTICLES TUNGSTEN, ETC. NES	98 861	92 167	160 919	122 370	111 433	75 824
711 STEAM GENER. BOILERS, ETC.	156 931	118 404	102 975	77 425	72 020	47 974
1 STEAM, SUPER-HEAT BOILERS	7 477	19 093	12 325	16 611	8 517	10 330
2 AUX. BOILR PLANT, CONDENSER	11 560	12 008	10 165	11 943	7 102	7 408
9 PARTS FOR STEAM BOILERS	137 894	87 303	80 485	48 871	56 401	30 236
712 STEAM TURBINES	43 353	43 461	180 853	258 289	126 048	159 239
1 STEAM, VAPOUR TURBINES	817	1 304	6 092	7 344	4 243	4 684
8 PARTS FOR STEAM TURBINES	42 536	42 157	174 761	250 945	121 805	154 555
713 INTRNL COMBUS PSTN ENGIN	3 501 801	3 108 132	6 236 629	5 859 473	4 357 537	3 622 694
1 AIRCRAFT PISTON ENGINES	1 528	1 540	20 523	21 568	14 319	13 383
2 INTRNL COMB. ENGINE VEHCL	2 223 420	1 971 130	3 892 133	3 718 173	2 718 326	2 309 078
3 MARINE PISTON ENGINES	104 584	110 537	148 516	179 278	104 447	110 933
8 PISTON ENGINES, NES	218 047	205 056	397 484	368 242	278 057	228 461
9 PARTS, NES, IC. PISTON ENGS	954 222	819 869	1 777 973	1 555 212	1 242 388	960 839
714 ENGINES, MOTORS NON-ELECT	105 804	84 524	4 089 178	3 733 505	2 856 930	2 306 709
4 REACTION ENGINES	10 911	12 517	1 694 256	1 510 680	1 182 423	933 443
8 GAS TURBINES, NES	9 950	7 380	601 557	506 568	420 625	312 998
9 PARTS, JET, GASTURBINE ENG	84 943	64 627	1 793 365	1 716 257	1 253 882	1 060 268
716 ROTATING ELECTRIC PLANT	2 360 609	1 981 792	2 897 826	2 687 625	2 027 372	1 664 268
1 ELECTRIC MOTORS<=37.5W	82 307	83 251	377 589	375 893	263 855	232 417
2 ELEC. MOTORS, GENERATORS, DC	137 510	104 157	382 354	347 338	267 416	215 096
3 ELEC. MOTORS, GENERATORS, AC	958 380	867 779	1 091 053	953 635	763 128	590 804
4 ELECTR. ROTARY CONVERTERS	865	3 338	4 040	21 783	2 800	13 390
5 GENERATING SETS	99 746	95 433	196 829	214 499	137 811	133 038
9 PARTS, NES, ROT. ELEC. PLANT	1 081 801	827 834	845 961	774 477	592 362	479 523
718 OTH. POWR. GENRTNG. MACHNRY	189 282	161 207	586 784	470 553	410 562	291 754
1 HYDRLC. TURBINE, WTR. WHEEL	19 629	12 410	22 776	24 538	15 896	15 149
7 NUCLEAR REACTORS, PTS NES	835	749	108 718	81 897	76 389	51 019
9 ENGINES, MOTORS NES, PARTS	168 818	148 048	455 230	364 118	318 277	225 586
721 AGRIC. MACHINES, EX. TRACTR	1 551 558	1 448 511	1 439 140	1 333 364	1 007 594	819 398
1 CULTIVATING MACHINERY, ETC	437 110	423 389	242 245	227 057	169 524	140 326
2 HARVESTING ETC. MACHINES	891 641	816 069	852 587	792 426	598 277	484 032
3 DAIRY MACHINERY ETC. PRTS	79 930	51 465	184 277	151 707	128 163	93 897
9 AGRIC. MORT. ETC. MACHS. NES	142 877	157 588	160 031	162 174	111 630	101 143
722 TRACTORS	528 090	503 048	547 524	514 844	384 093	318 772
3 TRACK-LAYING TRACTORS	1 017	1 467	604	5 036	421	3 188
4 WHEELED TRACTORS NES	527 073	501 581	546 920	509 808	383 672	315 584
723 CIVIL ENGINEERING EQUIPT	3 440 914	3 028 375	2 653 036	2 344 490	1 857 638	1 455 617
1 SELF-PROPELLED, DOZERS ETC	96 334	97 601	118 081	104 128	82 342	64 872

4 IMPORTS AND EXPORTS (SPECIAL TRADE) BY GROUPS AND SUBGROUPS OF THE SITC-REV. III
4.1 IMPORTS

GROUP / SUBGROUP	1995 DT = 100 KG	1994	1995 1 000 DM	1994	1995 1 000 \$	1994
2 MECH. SHOVEL ETC. S-PROPLD	1 310 491	1 084 321	1 324 697	1 103 683	929 055	685 817
3 CONSTR. MINING MACHNRY ETC	65 210	80 119	76 092	98 176	53 180	60 746
4 CONST. & MINING MACHS. NES	57 650	91 330	113 348	162 690	79 220	100 797
9 PTS. NES, CVL. ENGRNG. MACH	1 911 229	1 675 004	1 020 818	875 813	713 841	543 385
724 TEXTILE, LEATHER MACHINES	758 605	697 881	1 348 435	1 362 028	942 544	843 774
3 SEWING MACHINES, PARTS	85 879	95 242	314 905	360 679	220 496	222 908
4 SPINNING, EXTRUD. MACH. ETC	189 428	139 244	318 057	265 584	222 629	185 454
5 WEAVING, FELT MFG. MACH. ETC	57 937	65 228	139 558	161 642	96 981	100 063
6 AUX. TXTL. MACHS. PARTS, ETC	80 651	74 993	256 552	238 407	179 364	147 445
7 OTH. TEXTILE MACHNRY NES	70 266	76 321	157 901	174 181	110 253	108 070
8 SKIN, LEATHER WORKING MACH	24 698	27 492	34 713	42 415	24 171	26 236
9 PTS, TXTLE, DOM WASHING MCH	249 746	219 361	126 749	119 120	88 650	73 598
725 PAPER, PULP MILL MACHINES	296 603	311 989	660 810	712 929	463 317	437 257
1 PAPER, PULP, MAKING MACHRY	23 521	22 652	69 389	49 909	48 467	30 450
2 OTH. PULP, PAPER, MAKING MCH	43 900	49 738	167 007	200 434	117 303	123 230
9 PARTS, PAPER MILL ETC. MCH	229 182	239 599	424 414	462 586	297 547	283 577
726 PRINTING, BOOKBINDING MACHS	360 143	316 295	1 149 009	1 140 749	803 052	710 120
3 TYPESETTING, MCH, TYPE ETC	70 828	72 260	133 445	126 460	93 271	78 049
5 OFFSET PRINTING MACHINERY	50 744	32 578	166 448	143 159	116 959	89 152
6 OTH. PRINTING, ANCLL. MACHS	57 574	58 955	382 863	385 335	266 933	240 279
8 BOOKBINDING MACHNRY, PRT	27 321	27 356	100 601	116 931	70 357	72 601
9 PART, TYPE, OFFST, PRNT MCH	153 676	125 146	365 652	368 864	255 532	230 039
727 FOOD-PROCESS. MCH. NON DOM	121 343	148 792	359 605	428 625	251 138	264 321
1 GRAIN WORKING MACHS, PARTS	23 045	18 619	32 065	30 689	22 448	19 060
2 OTH. FOOD-PROC. MACH PARTS	98 298	130 173	327 540	397 936	228 690	245 261
728 OTH. MACH, PTS, SPCL INDUST	2 096 639	1 969 020	4 103 691	3 855 441	2 867 088	2 388 750
1 MCH-TOOLS, SPECIAL. INDUST	414 455	445 509	679 881	690 397	475 535	427 542
3 OTH. MINERAL WORKING MACH	678 170	623 014	465 248	512 096	325 346	316 665
4 MACH. APPL. SPCL INDUS NES	552 242	545 242	1 880 555	1 725 513	1 313 474	1 068 843
5 PARTS PUBLIC WRK MACH ETC	451 772	355 255	1 078 007	927 435	752 733	575 700
731 METAL REMOVAL WORK TOOLS	562 965	433 826	1 550 688	1 171 698	1 084 929	728 247
1 MCH-TOOLS, METAL REMOVAL	44 663	40 329	375 748	303 350	262 106	188 108
2 MCH-TL, WRKNG MTL, NOLATHS	83 121	54 494	281 865	209 876	197 506	130 715
3 LATHES, METAL-WORKING	134 897	90 884	332 559	219 645	233 189	136 866
4 UNIT HEAD, DRILL, ETC. MACH	138 396	100 088	147 966	105 096	103 522	64 997
5 METAL MILLING MACHNS, ETC	38 815	36 465	96 887	89 635	67 972	55 617
6 MTL. SURFC. FINISHING TOOLS	88 238	78 965	232 767	177 615	162 573	110 489
7 MTL. SHAPING, CUTTING. TOOLS	34 835	32 601	82 896	66 481	58 061	41 455
733 MACH-TOOLS, METAL-WORKING	270 484	254 507	493 195	434 400	345 262	268 322
1 METAL FORMING MACH. TOOLS	246 559	229 272	411 178	358 606	288 126	221 575
9 OTH. MACH-TOOL, METALWORKING	23 925	25 235	82 017	75 794	57 136	46 747
735 PARTS, NES, FOR MACH-TOOLS	468 838	390 672	883 167	746 152	617 727	461 850
1 WORK-HOLDERS, TOOL HOLDER	66 555	50 301	257 293	204 166	179 752	126 625
9 PARTS, NES, MCH-TOOL W. MTL	402 283	340 371	625 874	541 986	437 975	335 225
737 METALWORKING MACHNRY NES	620 358	565 504	747 587	675 054	523 131	418 595
1 FOUNDRY EQUIPMNT PTS NES	73 854	92 277	105 178	95 114	73 356	59 500
2 MTL-ROLLING MILLS, ROLLS	394 173	328 543	187 475	148 753	131 408	91 671
3 WELDING, BRAZING ETC. MACH	137 164	132 060	415 240	394 346	290 653	244 642
4 SOLDERING MACHINES ETC.	15 167	12 624	39 694	36 841	27 708	22 782
741 HEATING, COOLING EQUIP. PART	1 814 148	1 657 379	3 275 072	2 952 967	2 291 457	1 830 298
2 BURNERS, MECH. STOKERS ETC	45 732	54 016	146 659	145 640	102 587	90 153
3 INDUS. FURNACES ETC. PARTS	199 833	179 940	344 724	266 735	241 139	165 572
4 COMMRC. REFRIG EQUIP. PART	588 289	533 554	962 162	852 970	673 600	528 523
5 AIR CONDITIONING MCH, PTS	292 803	221 935	580 865	464 719	407 065	288 600
7 GAS GENRTR, AIR LIQUEFIER	178 955	171 923	265 434	233 424	185 770	181 888
8 OTH. TEMP. CHANGE MACH ETC	404 969	416 105	796 410	758 858	556 212	469 695
9 PART, NES, GAS GENRTR, PLNT	103 567	79 866	178 818	170 621	125 084	105 867
742 PUMPS FOR LIQUIDS, PARTS	972 189	859 598	2 102 659	1 856 583	1 471 576	1 148 118
1 PUMPS W. MEASURING DEVICE	7 512	3 115	27 325	12 066	19 147	7 484
2 FUEL PUMPS, IC. PISTON ENG	57 986	43 329	314 473	253 052	220 345	156 255
3 CONCRETE PUMPS	2 528	2 208	2 883	3 236	2 032	2 003
4 RECIPROCATING PUMPS, NES	37 245	46 724	166 128	185 781	116 027	115 095
5 ROTARY PUMPS, NES	66 636	62 657	209 971	199 610	146 804	123 353
6 CENTRIFUGAL PUMPS, NES	268 529	250 806	454 502	418 629	317 960	258 268
7 PUMPS, LIQUID ELEVATR ETC	131 197	116 488	187 543	173 184	131 591	107 439
9 PARTS, PUMPS, LIQ. ELEVATOR	400 556	334 271	739 834	611 025	517 670	378 221
743 PUMPS NES, CENTRIFUGS ETC	2 098 577	1 815 296	3 578 647	3 252 503	2 502 140	2 011 517
1 AIR, VACUUM PUMP, COMPRESS	681 898	643 595	1 256 756	1 175 653	878 108	727 841
4 FANS, COOKER HOODS W. FAN	451 983	300 464	555 318	434 743	389 451	268 533
5 CENTRIFUGES NES	18 082	20 168	120 990	82 306	84 598	50 897
6 MACHS. FILTER GAS, LIQUIDS	383 058	393 463	842 849	843 866	589 230	521 588
8 PARTS, AIR PUMPS, FANS ETC	317 375	251 268	400 842	351 713	280 002	217 370
9 PART, CENTRIFUGE, FILT. ETC	246 181	206 338	401 892	364 222	280 751	225 288
744 MECHANICAL HANDLING EQUIP	3 024 136	2 892 460	2 683 444	2 635 859	1 976 781	1 628 025
1 WORK TRUCKS, TRACTORS, ETC	763 393	622 776	669 641	563 026	468 185	348 896
2 PULLEY TACKLE, WINCHS, ETC	53 480	51 834	68 008	76 983	47 497	47 327
3 DERRICKS; CRANES ETC.	422 869	624 957	337 714	471 689	236 285	291 616
4 JACKS, HOISTS FOR VEHICLE	184 017	155 551	136 747	129 209	95 613	79 573
7 GOODS ETC. ELEVATORS ETC.	219 219	280 013	265 172	357 525	185 655	218 923
8 LIFTING ETC. MACHINES NES	155 269	141 564	212 977	211 269	148 959	129 907
9 PARTS, HOISTS, LIFTS EQUIP	1 225 889	1 015 765	993 185	826 157	694 587	511 783
745 OTH. NON-ELEC MCH, TOOL, NES	792 826	708 769	2 066 241	2 064 279	1 444 787	1 276 513
1 NON-ELEC HAND TOOL, PARTS	56 675	53 965	244 777	235 342	171 001	145 093
2 INDUS WASHING, BOTTLING MCH	199 635	175 303	798 303	817 362	558 146	505 774
3 WEIGHING MCH, WEIGHTS, PTS	75 614	58 027	229 523	207 600	160 476	128 663
6 SPRAYING MACHINERY ETC.	333 588	287 067	595 679	607 703	417 002	375 662
9 OTH. NON-ELECT MACH, PARTS	127 314	134 407	197 959	196 272	138 162	121 321
746 BALL OR ROLLER BEARINGS	1 119 325	835 048	2 057 177	1 585 552	1 436 785	980 841
1 BALL BEARINGS	502 436	359 581	1 047 516	850 064	801 135	525 635
2 TAPERD ROLLER BEARING ETC	207 364	143 434	349 970	244 065	244 577	150 832
3 SPHERICAL ROLLER BEARINGS	62 659	45 143	139 215	98 196	96 846	60 779

4 IMPORTS AND EXPORTS (SPECIAL TRADE) BY GROUPS AND SUBGROUPS OF THE SITC-REV. III
4.1 IMPORTS

GROUP / SUBGROUP	1995 DT = 100 KG	1994	1995 1 000 DM	1994	1995 1 000 \$	1994
4 NEEDLE ROLLER BEARINGS	9 369	8 586	37 731	38 894	26 363	24 130
5 OTHER CYL. ROLLER BEARING	20 808	24 956	58 599	68 812	41 025	42 267
8 OTHR. BALL, ROLLER BEARING	10 078	7 843	30 889	25 011	21 603	15 473
9 PARTS, BALL, ROLLER BEARING	306 611	245 505	293 257	260 510	205 236	161 725
747 TAPS, COCKS, VALVES, ETC.	1 052 528	994 163	2 754 943	2 637 520	1 925 569	1 633 165
1 PRESSURE-REDUCING VALVES	16 534	15 579	99 651	91 628	69 715	56 752
2 OLEOHYDRAULIC ETC. VALVES	67 040	74 637	435 183	447 816	304 090	277 402
3 CHECK VALVES	21 528	20 967	60 059	60 316	41 934	37 429
4 SAFETY, RELIEF VALVES	13 373	10 864	63 194	61 005	44 109	37 753
8 TAPS, COCKS, VALVE, ETC. NES	629 255	599 938	1 566 290	1 512 659	1 094 514	936 493
9 PARTS FOR TAPS, COCKS, ETC	304 798	272 178	530 566	464 096	371 207	287 336
748 TRANSMISSIONS SHAFTS ETC	1 829 767	1 327 334	1 830 410	1 507 278	1 278 916	933 596
1 TRANSMISSN SHAFTS, CRANKS	475 422	290 984	277 667	235 809	193 896	145 763
2 BEARING HOUSNG, SHFT BRNGS	237 024	179 437	283 478	207 404	197 670	128 803
3 ARTICULTD LINK CHAIN, PTS	154 864	115 922	105 839	83 690	74 090	51 585
4 GEAR, GEAR BOX, PARTS, ETC.	165 643	141 421	352 905	334 395	246 734	207 086
5 FLYWHEELS AND PULLEYS	135 977	138 328	95 826	92 018	67 002	57 039
6 CLUTCHES, SHAFT COUPLINGS	39 490	23 839	81 603	62 254	57 022	38 666
9 PART, NES, SHAFTS, ETC.	621 347	437 403	633 092	491 708	442 502	304 654
749 NON-ELECT MACH. PARTS, ETC	555 701	460 456	1 228 001	1 253 392	858 244	776 186
1 MOLDNGS FOR MTL. FOUNDRY	235 811	207 241	701 438	798 985	490 684	493 644
2 GASKETS, ETC.	19 793	12 939	85 500	71 904	59 789	44 499
9 MACH PARTS, NON-ELECT NES	300 097	240 216	441 063	382 503	307 771	238 043
751 OFFICE MACHINES	449 967	395 123	2 203 497	2 058 968	1 541 708	1 273 729
1 TYPEWRITRS, WD-PROC MACHS	50 923	53 200	152 948	169 637	107 018	104 499
2 CALCULATING, ACCTG, ETC. MCH	65 460	57 309	376 113	359 063	263 338	222 895
3 PHOTO, THERMOCOPI APPARAT	233 858	200 488	1 133 132	1 072 487	792 363	663 769
9 OTHER OFFICE MACHINE NES	99 726	84 126	541 304	457 781	378 989	282 566
752 AUTOMATC. DATA PROC. EQUIP	1 778 723	1 438 898	19 112 665	17 970 936	13 362 585	11 113 838
1 ANALOG OR HYBRID COMPUTR	1 159	405	18 087	18 976	12 637	11 823
2 DIGITAL COMPUTERS	41 378	53 898	1 466 690	1 725 067	1 027 014	1 069 720
3 DIGTL PROC, STORAGE UNITS	209 854	165 869	4 619 843	4 562 098	3 237 804	2 830 069
6 INPUT OR OUTPUT UNITS	1 296 849	1 047 093	4 610 614	6 898 225	5 264 536	4 255 363
7 STORAGE UNITS, DATA PROC.	181 404	140 058	4 801 528	4 115 180	3 354 321	2 546 781
9 DATA PROC EQUIPMENT, NES	48 079	31 575	665 903	651 390	466 273	400 082
759 PARTS, FOR OFFICE MACHINS	914 924	787 873	10 340 261	9 228 440	7 216 385	5 718 164
1 MOTOR VEH. RADIO RECEIVER	226 200	201 863	1 219 122	1 151 007	851 370	713 289
9 PARTS, DATA PROC. ETC. MCH	688 724	586 010	9 121 139	8 077 433	6 365 015	5 004 875
761 TELEVISION RECEIVERS ETC	1 186 900	1 149 405	2 729 523	2 721 830	1 904 934	1 684 116
1 COLOUR TELEVISION RECEIVER	1 178 587	1 141 024	2 691 638	2 685 711	1 878 493	1 661 802
2 BLACK, WHITE TV RECEIVERS	8 313	8 381	37 885	36 119	26 441	22 314
762 RADIO-BROADCAST RECEIVER	617 985	628 162	2 449 335	2 412 441	1 710 591	1 494 894
1 MOTOR VEH. RADIO RECEIVER	101 592	77 562	1 056 329	898 045	739 409	555 726
2 PORTABLE RADIO RECEIVERS	158 994	188 119	406 296	494 899	283 384	305 824
8 OTHER RADIO RECEIVERS	357 399	362 481	986 710	1 019 497	687 798	633 344
763 SOUND RECORDER, PHONOGRPH	337 270	376 224	2 022 248	2 409 066	1 411 261	1 495 010
3 TURNTABLES, RECORD PLAYER	8 072	10 703	19 290	26 809	13 433	16 626
8 SOUND, VIDEO RECORDNG ETC	329 198	365 521	2 002 958	2 382 257	1 397 828	1 478 384
764 TELECOMM. EQUIP. PARTS NES	1 247 259	1 300 683	10 316 634	10 403 765	7 211 986	6 448 204
1 LINE TELEPHONE ETC. EQUIP	201 245	179 099	2 712 821	2 458 317	1 895 275	1 522 305
2 MICROPH. LOUDSPKRS, AMPLIF	505 031	496 714	983 252	1 090 794	687 079	676 760
3 TV, RADIO TRANSMITTERS ETC	51 981	35 290	1 602 022	1 116 444	1 123 362	697 133
8 TELECOMMUN. EQUIPMENT, NES	22 072	22 791	1 091 356	1 250 305	762 223	774 719
9 PARTS, TELECOMMUN. EQUIP	466 930	566 789	3 927 143	4 487 905	2 744 047	2 777 287
771 ELECT POWER MACHNY. PARTS	823 136	794 337	2 323 037	2 021 088	1 624 517	1 251 925
1 TRANSFORMERS, ELECTRICAL	297 050	275 273	577 453	525 094	403 669	325 237
2 OTH. ELEC POWER MACH, PART	526 086	519 064	1 745 584	1 495 994	1 220 848	926 688
772 ELEC. SWITCH, RELAY, CIRCUIT	1 123 070	954 184	6 959 705	6 253 157	4 868 082	3 869 918
2 PRINTED CIRCUITS	66 391	58 051	855 814	741 035	599 210	457 575
3 ELECTRIC RESISTORS, PARTS	40 707	42 138	569 505	602 975	398 968	373 049
4 SWITCH, APPARATUS, 1000V+	23 740	21 244	131 609	117 314	92 056	72 304
5 SWITCH, APPARATUS, <1000V	614 313	521 381	3 788 647	3 364 215	2 648 752	2 082 688
6 ELEC. CONTROL PANELS ETC.	64 711	62 020	675 759	622 258	472 983	385 378
8 PARTS, ELECTRC. PANELS ETC	313 208	249 350	938 371	805 360	656 113	498 924
773 ELECTR DISTRIB. EPT NES	3 761 154	3 552 023	4 388 520	3 986 462	3 068 136	2 472 054
1 INSULTD WIRE, ETC. CONDUCTR	3 642 092	3 442 113	4 181 616	3 776 614	2 923 401	2 342 190
2 ELECTRC. INSULATING EQUIP	119 062	109 910	206 904	209 848	144 735	129 864
774 ELECTRO-MEDCL. XRAY EQUIP	78 884	66 957	1 400 729	1 268 503	979 851	785 677
1 ELECTRO-MEDICAL EQUIPMNT	30 482	24 092	710 850	581 124	497 134	359 031
2 X-RAY APPARATUS ETC. PART	48 402	42 865	689 879	687 379	482 717	426 646
775 DOM. ELEC. NON-ELEC. EQUIPT	4 634 858	4 409 311	5 090 772	5 067 930	3 558 020	3 144 080
1 HOUSEHOLD LAUNDRY EQUIPT	944 592	866 370	736 926	679 118	513 948	421 534
2 DOM. REFRIGERATRS, FREEZRS	1 209 175	1 144 198	951 775	947 595	666 350	588 021
3 DOMESTIC DISHWASHNG MACH	165 567	143 640	171 521	156 217	120 076	96 801
4 ELEC. SHAVERS, CLIPPERS, PTS	25 253	16 702	144 057	136 903	100 324	85 343
7 DOM. ELECT-MECHANICL APPL	514 885	509 776	847 042	856 140	592 193	532 822
8 ELECTRO-THERMIC APPL NES	1 775 386	1 728 625	2 239 451	2 291 957	1 565 129	1 419 559
776 TRANSISTORS, VALVES, ETC.	728 010	718 107	14 005 828	11 665 331	9 792 988	7 245 466
1 TV PICTURE TUBES, CRT, ETC	490 417	528 370	550 659	612 872	383 970	388 809
2 OTH. ELECTRONC VALV, TUBES	85 736	70 294	362 699	339 231	253 278	209 853
3 DIODES, TRANSISTORS ETC.	48 223	45 056	1 672 470	1 359 903	1 170 846	841 470
4 ELECTRONIC MICROCIRCUITS	88 997	59 727	11 005 039	9 011 579	7 694 792	5 593 324
8 ELCTRN COMP PTS, CRYSTALS	14 637	14 660	414 961	341 746	290 102	212 010
778 ELECTRIC. MACH. APPART. NES	3 953 393	3 447 816	12 565 246	10 713 707	8 785 506	6 646 149
1 BATTERIES, ACCUMULATORS	1 315 205	1 166 912	1 408 834	1 237 288	985 527	768 611
2 ELECTRIC LAMPS, BULBS ETC	290 041	278 624	794 690	799 064	554 496	493 044
3 AUTOMOTIVE ELECTRC. EQUIP	714 616	651 423	1 444 532	1 483 781	1 008 334	918 314
4 ELECTRO-MECH. HAND TOOLS	629 606	443 875	1 382 885	1 045 162	965 642	647 866
6 ELECTRICAL CAPACITORS	89 254	85 556	891 109	790 862	623 307	490 295

4 IMPORTS AND EXPORTS (SPECIAL TRADE) BY GROUPS AND SUBGROUPS OF THE SITC-REV. III
4.1 IMPORTS

GROUP / SUBGROUP	1995 DT = 100 KG	1994	1995 1 000 DM	1994	1995 1 000 \$	1994
7 ELEC MCH WTH INDIV FUNCT	137 297	134 952	1 647 901	1 445 320	1 151 930	895 690
8 ELECT MACHNERY,EQUIP,NES	777 374	686 474	4 995 295	3 912 230	3 495 270	2 432 329
781 PASS.MOTOR VEHCLS,EX,BUS	18 621 769	17 204 796	33 252 948	29 587 992	23 257 217	18 276 364
1 SNOW VEHCL,GOLF CARS ETC	1 585	1 464	2 959	3 492	2 067	2 151
2 PASS.TRANSPORT VEHICLES	18 620 184	17 203 332	33 249 989	29 583 900	23 255 150	18 274 213
782 GOODS,SPCL TRANSPORT VEH	3 196 560	2 985 673	4 880 410	4 318 949	3 414 678	2 675 310
1 GOODS VEHICLES	3 072 141	2 797 561	4 691 684	4 058 529	3 283 739	2 512 973
2 SPECIAL PURPOSE VEHICLES	124 419	188 112	188 726	260 320	130 939	162 337
783 ROAD MOTOR VEHICLES NES	854 001	477 840	2 266 257	1 094 222	1 592 387	681 211
1 PUB-TRANSPORT PASS VEHCL	85 869	114 022	198 999	290 052	139 550	178 231
2 ROAD TRACTOR,SEMITRAILER	768 132	363 818	2 067 258	804 130	1 452 837	502 980
784 PARTS,TRACTORS,MOTOR VEH	15 783 269	13 092 283	18 508 633	17 348 425	12 926 326	10 738 334
1 MOTOR VEHICLE CHASSIS	141 728	234 280	204 697	303 088	142 271	188 726
2 MOTOR VEHICLE BODIES	148 251	128 517	239 617	214 107	167 401	132 691
3 OTHER PARTS,MOTOR VEHICL	15 493 230	12 729 486	18 064 319	16 831 230	12 616 654	10 416 917
785 CYCLES,MOTORCYCLES ETC.	1 411 075	1 322 869	3 207 415	3 006 880	2 250 613	1 834 842
1 MOTORCYCLES ETC.	561 664	468 972	1 855 211	1 543 357	1 302 214	941 569
2 BICYCLES ETC.NON-MOTORIZED	336 383	356 223	535 537	660 339	376 079	401 216
3 INVALID CARRIAGES,PARTS	513 028	497 674	816 667	803 184	572 320	492 057
786 TRAILERS,SEMI-TRAILR,ETC	2 772 482	2 288 138	1 043 509	897 930	730 625	554 063
1 HOUSING,CAMPING,TRAILERS	46 912	54 970	62 417	67 676	43 697	41 628
2 TRAILERS,TRANSPORT GOODS	394 215	405 034	217 761	229 266	152 492	141 564
3 TRANSPORT CONTAINERS	810 640	756 209	140 599	116 795	98 282	71 649
8 OTH.NONMOTR VEH,TRLR PTS	1 520 715	1 071 925	622 732	484 193	436 154	293 222
791 RAILWAY VEHICLES,EQUIPNT	923 269	917 729	628 925	750 689	438 695	465 461
1 ELEC.LOCOS NON-SELF-GENR	9 239	1 103	13 982	3 750	9 687	2 387
2 OTHR.LOCOMOTIVES,TENDERS	5 464	11 953	9 562	8 847	6 755	5 630
6 SLF-PROP.RAIL,TRAM,COACH	7 890	4 764	56 304	11 312	39 305	6 782
7 RAIL,TRAM,COACH,ETC.N.SP	37 874	109 719	113 912	125 911	79 970	77 096
8 RAIL,TRAM,FRGHT CARS ETC	259 474	155 112	104 393	93 425	72 111	57 628
9 RAIL,TRACK FIXTURES,PRTS	603 328	635 078	330 772	507 444	230 867	315 938
792 AIRCRAFT,ASSOCTD.EQUIPNT	177 401	202 409	10 812 317	15 363 728	7 514 724	9 431 897
1 HELICOPTERS	570	722	29 571	41 610	20 517	26 029
2 AIRCRFT ETC.ULW <=2000KG	1 713	2 245	35 300	44 517	24 850	27 085
3 AIRCRFT,ULW 2001-15000KG	3 893	3 098	434 193	205 129	304 335	126 688
4 AIRCRFT ETC.ULW >15000KG	48 089	69 261	5 345 700	8 817 389	3 693 757	5 404 886
5 SPACECRAFT ETC.LAUNCH VEH	4	-	81	-	57	-
8 AIRCRAFT NES,ASSOC EQUIP	1 772	1 673	17 539	15 928	12 318	9 692
9 PARTS,NES,AIRCRAFT,EQUIP	121 360	125 410	4 949 933	6 239 155	3 458 890	3 837 517
793 SHIP,BOAT,FLOAT.STRUCTRS	495 067	6 118 975	499 120	834 411	348 629	506 409
1 YACHTS,SPORTS VESSLS,ETC	134 414	150 688	305 818	342 493	213 613	209 994
2 SHIPS,BOATS,OTHR.VESSELS	341 530	1 073 653	180 685	358 292	126 224	212 564
3 VESSELS,OTH.FLOAT.STRUCT	8	4 860 642	23	121 867	16	76 530
5 SPEC.PURPOSE VESSELS ETC	2 878	11 952	693	4 314	469	2 769
7 TUGS AND PUSHER CRAFT	5 440	5 350	693	461	484	269
9 OTHR.FLOATING STRUCTURES	10 797	16 690	11 208	6 984	7 823	4 283
811 PREFABRICATED BUILDINGS	2 963 738	3 612 518	780 351	952 509	546 103	593 593
812 PLUMBNG,SANITRY,EQPT.ETC	3 201 219	3 423 888	1 549 648	1 568 931	1 083 497	973 009
1 BOILRS,RADIATRS,ETC.N.E.L	2 346 823	2 511 685	1 217 725	1 218 985	851 258	756 947
2 CERAMIC PLUMBNG FIXTURES	854 396	912 203	331 923	349 946	232 239	216 062
813 LIGHTNG FIXTURES ETC.NES	1 464 527	1 347 170	1 695 036	1 714 501	1 182 985	1 062 059
1 LAMPS,LIGHT FITTINGS NES	1 225 812	1 097 383	1 404 653	1 402 101	980 397	868 374
2 ILLUMINATED SIGNS ETC.	15 962	14 924	36 869	38 165	25 522	23 802
8 PARTS,PORTABLE ELEC LAMP	579	318	1 948	2 122	1 356	1 315
9 PARTS,LIGHT FITTING,SIGNS	222 174	234 545	251 566	272 113	175 710	168 568
821 FURNITURE,CUSHIONS,ETC.	17 064 228	15 693 400	9 604 463	8 952 189	6 709 948	5 525 941
1 CONVERTIBLE SEATS,PARTS	5 248 932	4 558 761	3 788 732	3 331 339	2 648 167	2 057 736
2 MATTRESSES, ETC.	552 099	544 557	521 417	535 420	363 964	328 998
3 METAL FURNITURE NES	1 581 604	1 417 977	717 018	662 638	501 080	409 433
5 FURNITURE,NES,OF WOOD	7 280 855	7 063 559	3 418 567	3 387 219	2 387 647	2 085 886
7 FURNITURE NES,OTHR.MATRL	377 852	404 582	199 433	192 853	139 459	117 625
8 PARTS,MTL,WOOD FURNITURE	2 022 886	1 703 964	959 296	851 720	669 631	526 263
831 TRUNK,SUIT-CASES,BAG,ETC	1 104 992	1 026 198	1 777 002	1 744 456	1 241 295	1 077 536
1 HANDBAGS,NES	124 057	116 222	393 662	408 438	274 505	252 445
2 TRUNKS, SUIT-CASES,ETC.	408 708	407 932	417 007	440 216	291 847	272 273
3 TRAVEL SET,TOILT,SEW,ETC	12 278	6 667	15 145	9 340	10 522	5 694
9 TRAVEL GOODS NES	559 949	495 377	951 188	886 462	664 421	547 124
841 MENS,BOYS CLOTHING,X-KNIT	1 921 561	1 990 376	7 235 868	7 807 217	5 046 374	4 818 824
1 OVERCOATS,OUTERWEAR,ETC.	255 647	290 514	1 141 348	1 349 537	792 893	839 539
2 SUITS AND ENSEMBLES	60 980	71 943	357 038	376 412	249 142	231 771
3 JACKETS AND BLAZERS	158 604	173 250	919 132	1 031 550	640 385	637 222
4 TROUSERS,BREECHES,ETC.	848 129	873 201	2 830 200	3 009 158	1 975 989	1 852 430
5 SHIRTS	569 412	548 416	1 901 787	1 942 598	1 327 609	1 197 127
6 UNDERWEAR,NIGHTWEAR ETC.	28 789	33 052	86 363	97 962	60 356	60 675
842 WOMEN,GIRL CLOTHING,XKNIT	1 751 655	1 766 061	9 498 811	9 847 439	6 625 330	6 065 601
1 OVERCOATS,OTH.COATS ETC.	291 609	300 465	1 430 881	1 608 088	995 925	1 001 597
2 SUITS AND ENSEMBLES	88 437	74 733	580 672	478 985	404 960	293 741
3 JACKETS	186 986	199 735	1 256 414	1 358 315	875 265	838 006
4 DRESSES	116 973	77 139	790 337	581 948	552 902	354 374
5 SKIRTS & DIVIDED SKIRTS	180 013	167 972	986 686	971 458	688 673	598 308
6 TROUSERS, BREECHES ETC.	483 663	529 990	2 015 699	2 232 608	1 406 562	1 371 185
7 BLOUSES,SHIRT-BLOUSE,ETC	329 159	337 521	2 155 832	2 332 298	1 503 928	1 432 094
8 UNDERWEAR,NIGHTWEAR ETC.	74 815	78 506	282 290	283 739	197 115	176 236
843 MENS,BOYS CLOTHING,KNIT	355 121	346 872	1 122 912	1 111 740	784 135	686 180
1 OVERCOATS,OUTERWEAR ETC.	8 515	12 096	39 801	57 480	27 636	35 927
2 SUITS,JACKTS,TROUSRS,ETC	38 819	38 924	128 937	143 116	90 067	87 927
7 SHIRTS,MENS BOYS,KNIT	115 276	94 618	423 730	351 853	295 925	215 404
8 UNDERWEAR,NIGHTWEAR ETC.	192 511	201 234	530 444	559 291	370 507	346 922

4 IMPORTS AND EXPORTS (SPECIAL TRADE) BY GROUPS AND SUBGROUPS OF THE SITC-REV. III
4.1 IMPORTS

GROUP / SUBGROUP	1995 DT = 100 KG	1994	1995 1 000 DM	1994	1995 1 000 \$	1994
844 WOMEN, GIRLS CLOTHING, KNIT	759 517	734 458	2 946 402	2 799 073	2 058 872	1 726 519
1 OVERCOATS, OTH. COATS ETC.	12 227	20 260	57 773	85 172	40 013	53 577
2 SUITS, DRESSES, SKIRTS ETC	377 030	346 328	1 493 996	1 337 199	1 044 581	823 556
7 BLOUSES, SHIRT-BLOUSE, ETC	88 983	88 176	397 666	399 906	277 647	244 983
8 UNDERWEAR, NIGHTWEAR ETC	281 277	279 694	996 967	976 796	696 631	604 403
845 OTHR. TEXTILE APPAREL, NES	2 484 585	2 503 368	10 058 455	10 435 359	7 019 157	6 460 660
1 BABIES' GARMENTS, CLTHS ACC	105 232	121 064	417 903	467 472	291 151	288 433
2 GARMENT, FELT, TXLT FABRIC	87 705	70 252	409 065	306 748	285 391	190 681
3 JERSYS, PULLOVERS, ETC. KNIT	1 040 617	1 099 008	4 510 863	5 009 194	3 146 108	3 132 294
4 T-SHIRTS, OTHR. VESTS KNIT	737 898	681 236	2 246 802	2 164 115	1 569 047	1 315 201
5 BRASSIERES, CORSETS, ETC.	62 321	58 519	647 657	622 848	453 589	384 670
6 SWIMWEAR	26 700	23 259	271 005	244 499	189 229	147 443
8 OTH. GARMENTS, NOT KNITTED	259 184	283 209	976 069	1 079 321	680 628	667 896
9 OTHER GARMENTS KNITTED	164 908	166 821	579 091	541 162	404 014	334 042
846 CLOTHING ACCESSORIES, FABRIC	627 479	627 171	1 902 132	2 018 916	1 329 586	1 249 184
1 ACCESSORIES, NOT KNITTED	92 946	91 965	475 587	495 695	332 443	307 324
2 HOSIERY, ETC. KNITTED	476 999	476 607	1 261 966	1 332 439	882 101	822 172
9 OTH. MADE-UP CLOTH. ACCESS	57 534	58 599	164 579	190 782	115 042	119 688
848 CLOTHING, NONTXLT, HEADGEAR	798 595	799 256	2 410 247	2 748 195	1 680 624	1 700 377
1 LEATHER APPAREL, ACCESSORIES	368 093	397 015	1 598 983	1 871 619	1 113 719	1 157 678
2 PLASTIC, RUBBER, APPAREL, ETC	326 873	303 362	314 084	299 710	219 533	184 860
3 ARTICLES, ACCESSORIES, FUR	22 800	19 045	162 576	238 238	113 474	148 936
4 HEADGEAR, FITTINGS, NES	80 829	79 834	334 604	338 628	233 898	208 903
851 FOOTWEAR	2 502 921	2 750 294	7 088 280	7 972 923	4 937 201	4 907 649
1 FOOTWEAR, W. METAL TOE-CAP	68 283	68 770	155 716	141 588	108 860	87 626
2 SPORTS FOOTWEAR	208 526	254 812	527 820	630 466	368 581	386 441
3 FOOTWEAR, NES, RUBBER, PLST	390 717	411 238	591 942	690 536	412 331	425 104
4 OTH. FOOTWEAR, LTHR. UPPERS	1 271 679	1 410 591	4 570 261	5 183 894	3 181 429	3 193 352
5 OTH. FOOTWEAR, TEXTILE UPPR	356 004	380 463	529 598	586 221	368 411	367 696
7 FOOTWEAR, NES	15 765	18 774	30 228	36 806	21 133	22 905
9 PARTS FOOTWEAR, ETC.	191 947	215 646	682 715	703 412	476 456	434 526
871 OPTICAL INSTRUMENTS, NES	37 276	32 855	569 377	800 683	397 789	371 911
1 BINOCULARS, TELESCOPE ETC	13 534	13 150	95 467	108 392	66 598	67 230
3 NON-PTIC. MICROSCOPE ETC	1 294	1 180	55 847	51 576	39 152	31 940
4 COMPD OPTIC. MICROSCOPES	5 766	4 181	75 460	61 319	52 652	37 781
9 LIQ. CRYSTAL DEVS; LASERS	16 682	14 344	342 603	379 396	239 387	234 960
872 MEDICAL INSTRUMENTS NES	441 792	410 389	2 814 968	2 648 122	1 968 570	1 639 390
1 DENTAL INSTRUMENTS NES	11 532	12 777	189 844	179 264	119 003	110 873
2 OTHR. MEDICAL INSTRUMENTS	294 481	268 396	2 289 090	2 119 590	1 600 695	1 311 246
3 THERAPEUTIC APPARATUS	58 548	51 993	219 118	210 061	153 161	130 344
4 MEDICAL, BARBER'S FURNITRE	77 231	77 223	136 916	139 207	95 711	86 927
873 METERS, COUNTERS, NES	124 517	105 218	501 861	463 023	350 921	286 025
1 GAS, LIQUID, ELECTR. METERS	99 414	83 763	243 468	216 186	170 392	133 491
2 REV. COUNTERS, METERS ETC.	25 103	21 455	258 393	246 837	180 529	152 534
874 MEASURE, CONTROL INSTRMNT	473 218	450 952	6 010 089	5 921 875	4 197 534	3 664 311
1 COMPASSES, SURVEY INSTRMNT	10 979	12 184	386 694	392 099	270 480	242 346
2 DRAWING, MEASURG. INSTRMNT	132 590	128 929	1 139 960	1 162 665	796 595	718 269
3 GAS, LIQ. MEAS. CONTRL. INST	50 027	46 805	634 347	583 429	443 242	361 739
4 INSTRUMENTS, ANALYSIS ETC	48 034	46 558	1 319 822	1 313 574	921 397	811 782
5 MEAS. CONTRL. SCI INST. NES	55 993	52 733	350 111	344 071	244 176	212 850
6 AUTOMATIC CONTROL INSTRMT	139 051	127 223	1 281 141	1 230 142	880 220	762 673
7 OSCILLOSCOPES, ETC.	29 123	28 285	854 175	809 673	596 857	501 196
9 PARTS, MACH, INSTRMNT, NES	7 421	8 235	63 839	86 222	44 567	53 396
881 PHOTOGRAPH APPAR. ETC. NES	113 299	115 152	1 403 564	1 430 084	982 437	886 515
1 CAMERAS, FLASH EQUIPT, ETC	44 544	47 122	814 075	935 838	569 574	580 627
2 CINE. CAMERAS, PROJECT. ETC	5 040	5 109	34 930	31 848	24 349	19 632
3 PHOTO. CINE. EQUIPMENT NES	63 715	62 921	554 559	462 398	388 514	286 256
882 PHOTO. CINEMATOGRPH. SUPPL	1 165 391	1 149 181	2 579 403	2 559 649	1 804 130	1 587 169
1 PHOTO CHEM. GOODS, RETAIL	373 582	413 786	558 284	566 123	390 525	349 672
2 PHOTO FILM FLAT UNEXPOSED	198 269	200 163	634 596	576 235	443 424	357 686
3 PHOTO FILM ROLL UNEXPOSED	177 763	182 468	769 108	835 424	538 221	517 656
4 PHOTO PAPER ETC. UNEXPOSED	412 809	349 221	549 379	483 292	384 459	301 175
5 PHOTO FILM, EXPOSED, UNDEVO	1 254	1 670	5 023	4 885	3 511	3 012
6 PHOTO FILM, EXPOSED, DEVPD	1 714	1 873	63 013	93 690	43 990	57 968
883 CINE. FILM EXPOSED, DEVELOPD	626	712	5 567	8 243	3 868	5 052
1 CINE FILM, 35MM+, DEVELOPD	602	646	4 861	6 708	3 375	4 113
9 OTH. CINE FILM EXPOSED, DEVD	24	66	706	1 535	493	939
884 OPTICAL GOODS NES	49 886	44 565	1 446 528	1 310 546	1 011 721	809 810
1 OPTIC. FIBER LENS ETC. UNMNT	19 898	16 687	505 914	416 315	353 811	258 327
2 SPECTACLES AND FRAMES	23 883	21 665	588 303	564 690	411 541	347 918
3 LENSES, PRISMS, ETC. MOUNTD	6 105	6 213	352 311	329 541	246 369	203 565
885 WATCHES AND CLOCKS	136 404	131 587	1 890 959	1 880 519	1 280 047	1 168 220
3 WATCHES, PREC. METAL CASES	209	165	283 873	272 007	184 771	169 048
4 WATCHES, OTHER THAN P. MTL	24 646	22 921	1 012 990	1 026 443	708 911	639 128
5 WATCH MOVEMENTS, ASSEMBLD	218	266	32 542	40 499	22 757	24 979
7 CLOCKS	76 528	73 021	175 374	165 607	122 526	102 752
9 TIME MEASURING EQUIP. NES	34 803	35 214	346 180	375 963	241 082	232 313
891 ARMS AND AMMUNITION	77 434	77 289	239 643	255 197	167 534	157 106
1 ARMD. FIGHT. VEHCL, WEAPONS	2 538	1 964	47 626	41 407	33 378	25 440
2 BOMB, MINES, MISSL. ARM. ETC	60 840	61 007	88 143	107 559	61 448	66 024
3 NON-MILITARY ARMS	9 199	10 505	66 880	76 809	46 834	47 427
9 PARTS, ACCESSORY OF WEAPON	4 857	3 813	36 994	29 422	25 874	18 215
892 PRINTED MATTER	2 794 509	3 811 143	2 182 489	2 373 144	1 525 746	1 467 753
1 PRINTED BOOKS, GLOBES ETC	808 112	1 366 724	797 880	866 097	557 389	535 591
2 NEWSPAPER, PERIODICAL, ETC	777 401	808 943	507 806	499 635	355 473	308 034
4 POSTCARDS, TRANSFERS ETC.	57 471	51 491	131 288	128 749	91 762	79 454
8 PRINTED MATTER, NES	1 151 525	1 583 985	745 515	878 663	521 122	544 674
893 ARTICLES, NES, OF PLASTICS	8 616 433	7 913 446	5 891 254	5 540 134	4 121 043	3 426 720
1 PLASTIC CONTAINERS ETC.	3 013 508	2 981 944	1 458 950	1 364 916	1 019 818	844 949

4 IMPORTS AND EXPORTS (SPECIAL TRADE) BY GROUPS AND SUBGROUPS OF THE SITC-REV. III
4.1 IMPORTS

GROUP / SUBGROUP	1995 DT = 100 KG	1994	1995 1 000 DM	1994	1995 1 000 \$	1994
2 BUILDERS'WARE, PLASTICS	1 543 813	1 411 374	1 140 519	1 094 796	798 609	678 631
3 PLASTIC FLR,WALL,COVERNG	1 803 549	1 427 977	1 067 625	951 563	747 601	587 710
9 PLASTIC ARTICLES NES	2 255 563	2 092 151	2 224 160	2 128 859	1 555 015	1 315 430
894 BABY CARRIAGE,TOYS,GAMES	3 100 098	2 951 860	4 497 269	4 495 137	3 142 371	2 793 114
1 BABY CARRIAGES,PARTS,NES	62 788	52 695	70 404	65 609	49 188	40 409
2 CHILDREN'S TOYS	1 381 079	1 353 945	2 016 778	2 068 330	1 409 642	1 281 825
3 FUNFAIR, TABLE GAME ARTCL	393 620	366 435	983 332	977 969	686 224	611 612
4 FESTIVE ARTICLES ETC.NES	333 946	278 666	350 515	304 509	244 335	192 615
6 FAIRGROUND AMUSEMNTS ETC	40 916	28 513	44 648	35 124	31 481	21 400
7 SPORTS GOODS	887 749	871 606	1 031 592	1 043 596	721 501	645 253
895 OFFICE,STATIONERY SUPPLS	384 008	357 488	791 086	711 653	553 379	440 778
1 BASE METAL OFFICE SUPPLS	126 884	146 739	63 548	77 091	44 372	47 863
2 PENS,PENCILS,FOUNTN.PENS	141 896	116 519	342 352	316 066	239 437	195 618
9 OTH.OFFICE,STATNRY.SUPPL	115 228	94 230	385 186	318 496	269 570	197 297
896 WORKS OF ART,ANTIQUE ETC	20 851	26 756	371 920	552 024	260 322	341 984
1 HAND PAINTNGS,DRAWNG ETC	7 739	5 621	165 442	265 341	116 058	164 863
2 ORIGINAL PRINTS ETC.	197	283	17 339	24 311	12 120	14 954
3 ORIGINAL SCULPTURES ETC.	2 340	3 160	35 307	49 356	24 586	30 715
4 STAMPS FOR PHILATELY	2 646	4 827	80 935	104 511	56 687	64 624
5 COLLECTIONS SCIENTFC.ETC	1 320	2 385	26 772	42 862	18 626	26 505
6 ANTIQUES OVER 100YRS OLD	6 609	10 480	46 125	65 643	32 245	40 323
897 GOLD,SILVERWARE,JEWL NES	30 900	35 677	1 310 506	1 406 111	914 532	871 253
2 IMITATION JEWELLERY	23 765	27 703	256 202	252 242	178 355	155 850
3 GOLD,SILVER JEWELRY,WARE	7 037	7 891	1 034 853	1 142 855	722 676	708 500
4 OTHR.ARTICLES,PREC.METAL	98	83	19 451	11 014	13 501	6 903
898 MUSICAL INSTRUMENTS,ETC.	1 335 624	1 288 830	4 431 798	4 729 463	3 093 466	2 918 902
1 STRING MUSICAL INSTRUMNT	54 136	47 840	98 722	94 901	68 890	58 857
2 MUSICAL INSTRUMENTS NES	65 922	66 751	314 233	320 150	219 267	199 324
4 MAGNETIC TAPE,UNRECORDED	705 063	645 622	1 104 762	1 215 525	772 062	751 643
5 OTH.BLANK RECORDNG MEDIA	98 088	97 323	340 352	348 194	237 390	214 055
6 MAGNETIC TAPES, RECORDED	84 135	68 846	249 526	323 227	174 368	199 718
7 OTHER RECORDED MEDIA	301 568	335 505	2 252 826	2 357 554	1 571 590	1 452 232
9 PARTS,MUSICAL INSTRUMENT	26 712	26 943	71 377	69 912	49 899	43 073
899 MISC MANUFCTRD GOODS NES	1 921 265	1 818 352	2 707 608	2 655 487	1 892 225	1 640 728
1 CARVED,MOULDED GOODS NES	6 762	7 543	26 479	23 783	18 500	14 615
2 ARTIFICIAL FLOWERS ETC.	193 918	195 192	286 052	318 826	198 826	198 124
3 CANDLES,MATCHES,ETC.	742 353	655 326	340 309	325 875	237 675	201 960
4 UMBRELLAS,WALKING-STICKS	297 741	333 308	218 367	252 736	152 677	154 676
6 ARTIFICIAL AIDS,DISABLED	26 019	18 971	1 096 765	1 003 863	767 404	620 674
7 BASKETS,BROOMS,BRUSH,ETC	503 449	466 320	357 676	352 901	249 906	217 560
8 SMALL-WARES,TOILETRS NES	89 296	85 684	278 520	275 653	194 826	170 333
9 MANUFACTURED GOODS,NES.	61 727	56 008	103 440	101 850	72 411	62 786
931 SPEC.TRANSACTION NOT CLASSD	4 480 912	6 440 857	35 888 589	19 738 070	25 066 370	12 139 712
961 COIN NONGOLD NONCURRENT	1 685	4 449	84 334	123 719	58 890	76 358
971 GOLD,NONMONTY EXCL ORES	2 205	2 982	1 967 451	2 039 230	1 377 015	1 263 964
972 MONETARY GOLD,GOLD COINS	66	53	153 059	157 114	107 301	96 841
TOTAL	4 635 916 429	4 631 495 011	664 234 097	616 955 365	464 252 634	381 635 757

4 IMPORTS AND EXPORTS (SPECIAL TRADE) BY GROUPS AND SUBGROUPS OF THE SITC-REV. III
4,2 EXPORTS

GROUP / SUBGROUP	1995 DT = 100 KG	1994	1995 1 000 DM	1994	1995 1 000 \$	1994
001 LIVE ANIMALS	3 623 190	3 323 556	1 017 022	1 054 661	710 333	652 146
1 BOVINE ANIMALS, LIVE	2 665 914	2 448 128	741 927	784 355	518 198	485 294
2 SHEEP AND GOATS, LIVE	16 512	20 071	5 765	6 615	4 047	4 043
3 SWINE, LIVE	255 398	373 072	85 486	104 387	59 823	64 141
4 POULTRY, LIVE	660 190	455 109	122 770	98 844	85 840	61 176
5 EQUINE SPECIES, LIVE	21 717	23 181	47 437	46 768	32 918	29 055
9 LIVE ANIMALS, NES	3 459	2 995	13 637	13 692	9 507	8 437
011 BOVINE MEAT	3 611 029	4 072 357	1 642 485	1 917 654	1 145 273	1 183 002
1 BOVINE MEAT,FRSH,CHILLED	2 098 183	2 448 487	1 240 797	1 510 079	864 548	932 653
2 BOVINE MEAT, FROZEN	1 512 846	1 623 870	401 688	407 575	280 725	250 349
012 OTHER MEAT, MEAT OFFAL	2 759 607	2 598 438	851 060	743 587	593 128	459 780
1 MEAT OF SHEEP OR GOATS	8 382	6 638	6 007	4 700	4 210	2 856
2 MEAT OF SWINE	1 398 776	1 520 848	438 381	429 615	304 747	265 491
3 POULTRY, MEAT AND OFFAL	906 011	622 149	286 767	186 856	200 582	115 456
4 MEAT OF HORSES,MULES,ETC	1 283	649	478	275	338	175
5 EDIBLE OFFAL	406 696	416 680	80 215	90 461	55 773	55 823
9 MEAT,EDIBLE OFFAL, NES	38 459	31 474	39 212	31 680	27 478	19 979
016 MEAT,ED.OFFL,DRY,SLT,SMK	146 773	146 088	106 293	105 657	74 372	65 219
1 PIGMEAT,DRY,SALT,SMOKED	130 399	144 499	99 577	104 245	69 645	64 353
8 OTH.MEAT,OFF.DRY,SMK,SLT	16 374	1 589	6 716	1 412	4 727	866
017 MEAT,OFFL,PRPD,PRSD,NES	862 286	778 110	549 266	516 609	383 437	319 467
1 EXTRACT, JUICE MEAT, FISH	753	537	921	872	638	536
2 SAUSAGE OF MEAT, OFFL, ETC	414 027	459 375	288 286	302 830	201 322	186 702
3 LIVER,PREPRD,PRSRVD,NES	7 532	12 487	6 319	7 836	4 408	4 863
4 POULTRY,PRPD,PRSRVD,NES	131 116	84 183	99 832	72 566	69 792	44 992
5 PORK,PREPRD,PRSRVD,NES	240 898	176 050	121 089	108 103	84 447	67 151
6 BOV.MEAT,PRPD,PRSRVD,NES	63 875	42 702	30 358	22 591	21 108	14 108
9 OTH.MEAT,PRPD,PRSRVD NES	4 085	2 716	2 461	1 811	1 722	1 115
022 MILK AND CREAM	36 124 508	33 592 625	4 659 181	4 139 082	3 258 814	2 554 233
1 MILK EX.CONCENTD.SWEETND	21 927 612	19 596 846	1 621 712	1 471 564	1 132 489	911 550
2 MILK CONCENTD.,SWEETENED	7 545 425	6 734 857	2 211 114	1 949 737	1 547 772	1 199 015
3 MILK PRODUCTS	2 653 114	2 232 163	639 805	552 497	448 452	341 335
4 WHEY, MILK PRODUCTS NES	3 998 357	5 028 759	186 550	165 284	130 101	102 333
023 BUTTER,OTHER FAT OF MILK	676 704	551 331	345 793	255 407	241 065	155 882
024 CHEESE AND CURD	4 066 317	3 869 382	2 306 459	2 287 518	1 611 413	1 413 347
1 CHEESE, POWDERED, GRATED	6 145	11 959	7 141	14 336	5 009	9 099
2 PROCESSED CHEESE, WHOLE	589 978	624 589	354 771	392 959	247 484	243 401
3 BLUE-VEINED CHEESE	97 823	87 160	92 507	90 256	64 617	55 874
9 OTHER CHEESE; CURD	3 372 371	3 145 674	1 852 040	1 789 367	1 294 303	1 104 973
025 EGGS,BIRDS,YOLKS,ALBUMIN	638 901	706 894	122 928	144 437	85 881	89 677
1 BIRDS' EGGS, IN SHELL	504 453	562 986	85 294	97 840	59 643	60 772
2 BIRD EGGS UNSHELLED;YOLKS	78 449	87 137	19 763	22 861	13 776	14 268
3 EGG ALBUMIN	54 999	56 771	17 871	23 736	12 462	14 637
034 FISH,FRESH,CHILLED,FRDZN	1 676 394	1 301 079	505 418	452 699	352 133	279 797
1 FISH,FRESH,CHILLED,WHOLE	444 636	402 795	218 825	190 884	152 536	118 157
2 FISH,FROZEN EX.FILLETS	730 158	390 628	67 403	44 296	46 866	27 190
4 FISH FILLETS, FROZEN	985 584	395 037	182 356	185 729	127 110	114 978
5 FISH FILLETS,FRSH,CHILLD	118 016	112 619	36 794	31 790	25 621	19 472
035 FISH, DRIED, SALTED, SMOKED	50 474	30 378	44 884	29 860	31 175	18 504
1 FISH, DRIED, SALTED	21 744	5 202	21 064	6 191	14 593	3 921
2 FISH SALTED OR IN BRINE	16 548	16 728	8 011	9 854	5 556	5 982
3 FISH, SMOKED	10 532	8 007	15 544	13 617	10 843	8 477
4 FISH LIVER,ROE,DRD,SMKD.	230	33	93	24	66	15
5 FISH MEAL, FIT FOR FOOD	1 420	408	172	174	117	109
036 CRUSTACEANS,MOLLUSCS ETC	155 040	147 033	68 280	74 595	47 768	46 698
1 CRUSTACEANS, FROZEN	20 899	20 918	23 641	23 826	16 513	14 926
2 CRUSTACEANS, NOT FROZEN	58 659	72 324	28 976	36 005	20 369	22 598
3 MOLLUSCS	75 482	53 791	15 663	14 764	10 886	9 174
037 FISH ETC.PREPD,PRSD,NES	848 427	837 503	417 156	434 044	290 555	268 551
1 FISH,PREPRD,PRSRVD,NES	816 658	814 395	387 876	406 352	270 141	251 314
2 CRUSTACEA,MOLL.C.PRPD NES	31 769	23 108	29 280	27 692	20 414	17 237
041 WHEAT, MESLIN, UNMILLED	42 501 357	55 242 531	1 150 015	1 343 240	801 495	827 004
1 DURUM WHEAT, UNMILLED	151 754	222 064	5 028	7 404	3 511	4 694
2 OTH.WHEAT,MESLIN,UNMILLED	42 349 603	55 020 467	1 144 987	1 335 836	797 984	822 310
042 RICE	537 280	527 103	69 190	66 677	48 358	41 352
1 RICE IN THE HUSK	1 435	1 350	309	377	211	227
2 RICE HUSKED	13 265	19 155	2 586	3 171	1 790	1 920
3 RICE,MILLED,SEMI-MILLED	522 580	506 598	66 295	63 129	46 357	39 205
043 BARLEY, UNMILLED	30 067 959	25 799 911	622 432	425 632	433 813	263 000
044 MAIZE UNMILLED	2 931 414	3 199 084	123 349	130 040	86 022	80 167
1 MAIZE SEED	56 923	43 957	30 452	24 855	21 334	14 945
9 MAIZE, OTHER UNMILLED	2 874 491	3 155 127	92 897	105 185	64 688	65 222
045 OTHER CEREALS, UNMILLED	24 959 095	5 897 310	417 705	106 250	292 956	85 269
1 RYE, UNMILLED	24 540 769	5 745 591	404 608	99 736	283 803	61 244
2 OATS, UNMILLED	186 680	128 771	5 028	4 216	3 511	2 592
3 GRAIN SORGHUM, UNMILLED	62	118	4	31	4	18
9 BUCKWHEAT ETC. UNMILLED	231 584	22 830	8 065	2 267	5 638	1 415
046 MEAL,FLOUR OF WHEAT,MSLN	5 766 005	5 631 353	248 529	240 532	173 279	147 575
1 FLOUR OF WHEAT, MESLIN	5 327 687	5 347 279	228 474	223 945	159 346	137 308
2 GROATS,MEAL,PELLTS,WHEAT	438 318	284 074	20 055	16 587	13 933	10 267
047 OTHER CEREAL MEAL,FLOURS	912 297	1 648 226	34 476	43 426	24 133	26 932
1 OTHER CEREAL FLOURS	169 040	166 232	9 043	9 804	6 305	6 037
2 CEREAL GROAT,MEAL,PELLTS	743 257	1 481 994	25 433	33 622	17 828	20 895
048 CEREAL PREPARATIONS	9 935 772	9 056 359	2 010 569	2 076 407	1 404 451	1 286 574

4 IMPORTS AND EXPORTS (SPECIAL TRADE) BY GROUPS AND SUBGROUPS OF THE SITC-REV. III
4.2 EXPORTS

GROUP / SUBGROUP	1995 DT = 100 KG	1994	1995 1 000 DM	1994	1995 1 000 \$	1994
1 CEREAL GRAINS,PREPRD,NES	1 128 320	1 129 037	272 331	346 365	190 014	214 110
2 MALT, INCL. MALT FLOUR	4 978 616	4 020 548	254 503	181 400	177 946	112 963
3 PASTA, UNCOOKED, UNPREPRD.	337 640	320 970	53 968	56 057	37 645	34 910
4 BREAD, BAKED GOODS	3 107 185	3 270 785	1 330 570	1 410 810	929 610	874 192
5 MIXES, DOUGHS FOR 048.4	384 011	315 019	99 197	81 775	69 236	50 399
054 VEGETABLES	10 116 463	11 289 347	626 510	611 447	435 514	374 416
1 POTATOES, FRESH, CHILLED	7 634 860	8 964 362	183 943	180 866	128 042	100 104
2 LEGUMES, DRIED, SHELLS	429 312	155 480	25 688	20 773	17 929	12 560
4 TOMATOES, FRESH, CHILLED	58 974	63 250	9 104	11 119	6 383	6 772
5 OTH. FRSH, CHLL. VEGETABLES	937 959	870 124	85 293	76 289	59 685	46 828
6 VEGETABLES FROZEN	384 204	328 436	63 609	56 600	44 330	35 012
7 VEGETABLES PROV. PRESVRD	12 513	13 250	5 030	6 135	3 477	3 880
8 VEG. PRODUCTS, ROOTS, TUBRS	658 641	894 445	253 843	279 665	175 608	169 260
056 VEGETABLES, PRPD, PRSVD, NES	2 032 142	1 921 884	512 967	486 057	357 966	301 602
1 VEGETABLES, DRIED	110 069	105 226	89 431	88 452	62 307	54 718
4 FRUIT, VEG. FLOUR, MEAL, FLK	192 637	174 011	41 313	36 371	28 835	22 491
6 VEGETABLE, UNPICKLED FRZN	620 089	636 196	108 322	96 633	75 709	60 603
7 VEG. PREPARED, PRESVRD, NES	1 109 347	1 006 451	273 901	264 601	191 115	163 790
057 FRUIT, NUTS EXCL. OIL NUTS	2 909 177	2 503 761	521 116	471 854	364 008	292 697
1 ORANGES, ETC.	599 063	395 943	64 959	40 507	45 210	24 675
2 OTH. CITRUS, FRESH, DRIED	179 519	95 758	22 305	9 980	15 673	6 176
3 BANANAS, FRESH OR DRIED	454 070	469 524	57 113	69 180	39 887	42 720
4 APPLES, FRESH	480 735	502 280	40 858	39 561	28 334	24 360
5 GRAPES, FRESH OR DRIED	314 434	162 604	49 191	26 920	34 771	17 022
6 FIGS, FRESH OR DRIED	11 500	12 616	3 496	3 661	2 446	2 327
7 EDIBLE NUTS FRESH, DRIED	354 493	335 520	159 194	167 489	110 785	103 771
9 FRUIT, FRESH, DRIED, NES	515 363	529 516	124 000	114 556	86 922	71 646
058 FRUIT, PRESERVED, PREPARED	1 836 571	1 634 559	593 243	578 850	414 205	358 514
1 JAMS, JELLIES, MARMALADES	334 936	263 360	89 439	69 587	62 435	42 992
2 FRUIT, NUTS PROV. PRESVRD	5 560	12 928	1 940	3 929	1 344	2 467
3 FRUIT, NUTS, FROZEN	257 452	237 391	56 282	56 653	39 240	35 149
9 FRUIT, NUTS, PRSVD, PPD, NES	1 238 623	1 120 880	445 582	448 681	311 186	277 906
059 FRUIT, VEGETABLE JUICES	5 677 761	6 108 971	761 623	751 085	531 069	463 742
1 ORANGE JUICE	2 914 704	3 149 000	249 467	266 905	173 744	165 032
2 GRAPEFRUIT JUICE	101 174	79 977	11 601	11 133	8 113	6 847
3 JUICE, OTHER CITRUS FRUIT	10 686	9 739	2 353	2 287	1 650	1 415
9 JUICES, OTHER THAN CITRUS	2 651 197	2 870 255	498 202	470 760	347 562	290 448
061 SUGARS, MOLASSES, HONEY	18 939 416	18 558 189	1 275 242	1 254 585	893 318	778 284
1 SUGARS, BEET OR CANE, RAW	302 360	32 640	17 201	2 542	12 251	1 511
2 OTHER BEET, CANE SUGAR	13 954 450	14 075 802	931 351	960 447	652 897	596 291
5 MOLASSES	1 267 549	1 539 113	20 653	27 233	14 457	16 826
6 NATURAL HONEY	158 159	142 916	52 102	49 638	36 231	30 653
9 OTHER SUGARS	3 256 898	2 767 718	253 935	214 725	177 482	133 003
062 SUGAR CONFECTIONERY	1 210 618	1 201 484	572 953	560 786	399 574	347 518
1 FRUIT, ETC. PRSVD. BY SUGAR	4 560	2 561	2 213	1 839	1 556	1 139
2 SUGAR CONFECTIONERY	1 206 058	1 198 923	570 740	558 947	398 018	346 379
071 COFFEE, COFFEE SUBSTITUTE	1 597 649	1 685 303	1 426 320	1 320 196	995 992	821 222
1 COFFEE, NOT ROASTED	786 014	697 438	431 548	324 897	300 231	202 434
2 COFFEE, ROASTED	559 956	714 103	498 356	514 517	348 940	320 267
3 EXTRACTS, ETC. OF COFFEE	251 679	273 762	496 416	480 782	346 821	298 521
072 COCOA	1 184 985	1 121 654	319 793	338 383	223 283	208 266
1 COCOA BEANS	51 158	46 979	11 076	10 292	7 742	6 184
2 COCOA POWDER, UNSWEETENED	330 350	291 366	50 890	59 194	35 514	36 610
3 COCOA PASTE	611 837	541 096	131 828	185 763	133 673	114 522
4 COCOA BUTTER, FAT OR OIL	112 032	149 189	65 405	82 111	45 800	50 317
5 COCOA SHELLS, HUSKS, SKINS	79 608	93 024	794	1 023	554	633
073 CHOCOLATE, OTH. COCOA PREP	3 302 809	3 261 409	1 799 107	1 829 199	1 251 711	1 142 006
1 COCOA POWDER, SWEETENED	142 643	184 515	47 800	64 515	33 700	40 102
2 OTH. COCOA PREP. OVER 2KG.	331 060	474 484	127 937	186 929	89 076	115 164
3 OTH. COCOA PREP. LESS 2KG.	1 513 220	1 494 233	853 481	868 010	594 180	544 986
9 FOOD PREP. WITH COCOA, NES	1 315 886	1 108 177	769 889	709 745	534 755	441 754
074 TEA AND MATE	148 599	138 048	115 693	114 143	80 796	70 636
1 TEA	141 990	128 999	100 370	98 060	70 099	60 708
3 MATE; EXTRACTS, ETC. OF TEA	6 609	9 049	15 323	16 083	10 697	9 928
075 SPICES	126 747	113 619	102 766	100 442	71 683	61 817
1 PEPPER, DRY, CRUSHD, GROUND	50 186	43 593	34 032	28 508	23 762	17 622
2 SPICES, EX. PEPPER, PIMENTO	76 561	70 026	68 734	71 934	47 921	44 195
081 ANIMAL FEED STUFF	44 932 213	43 099 644	2 071 466	2 172 761	1 445 982	1 342 730
1 HAY, FODDER, GREEN OR DRY	1 886 433	2 130 441	30 429	33 498	21 246	20 728
2 BRAN, SHARPS, OTH. RESIDUES	2 073 515	2 059 269	40 331	42 965	28 231	26 512
3 OIL-CAKE, OILSEED RESIDUE	22 678 843	20 241 954	601 829	648 550	420 142	399 718
4 FLR, ETC. MEAT, FSH, AN. FEED	4 640 966	5 078 972	271 239	306 315	188 936	189 192
5 VEGETABLE RESIDUES, WASTE	4 165 460	4 294 798	51 303	52 920	35 847	32 880
9 FOOD WASTE, ANIMAL FEEDS	9 486 996	9 294 210	1 076 335	1 088 513	751 520	673 700
091 MARGARINE AND SHORTENING	1 373 109	932 131	221 010	150 732	153 610	93 473
098 EDIBLE PROD. PREPRTN, NES	5 032 877	4 596 069	2 069 536	1 991 468	1 446 272	1 229 071
1 HOMOGENIZED FOOD PREPTNS	90 022	140 499	39 485	62 891	27 475	38 596
4 SAUCE, SEASONING, CONDIMENT	1 138 927	1 004 975	282 729	244 913	197 685	151 219
5 SOUPS AND BROTHS	171 922	166 442	79 939	83 560	55 723	51 607
6 YEASTS	292 300	278 509	29 650	31 026	20 701	19 146
9 FOOD PREPARATIONS, NES	3 339 706	3 005 644	1 637 733	1 569 078	1 144 688	968 503
111 NON-ALCOHOL. BEVERAGE, NES	84 070 430	85 669 191	381 448	405 065	266 909	250 777
112 ALCOHOLIC BEVERAGES	13 540 640	14 102 262	2 515 293	2 592 828	1 760 545	1 609 321
1 WINE OF FRESH GRAPES	2 916 046	3 355 141	759 737	796 263	531 357	496 703
2 FERMENTED BEVERAGES, NES	93 967	159 395	22 470	35 890	15 692	22 589
3 BEER ETC. MADE FROM MALT	8 078 661	7 783 338	1 020 749	993 970	715 471	615 109
4 SPIRITS	2 451 966	2 804 388	712 337	766 705	498 025	474 920

4 IMPORTS AND EXPORTS (SPECIAL TRADE) BY GROUPS AND SUBGROUPS OF THE SITC-REV. III
4.2 EXPORTS

GROUP / SUBGROUP	1995 DT = 100 KG	1994	1995 1 000 DM	1994	1995 1 000 \$	1994
121 TOBACCO, UNMANUFACTURED	295 724	275 367	157 208	152 111	109 626	94 611
1 TOBACCO, NOT STRIPPED, ETC	42 402	51 259	19 255	22 990	13 423	14 354
2 TOBACCO, STEMMED, STRIPPED	189 170	159 042	131 223	124 841	91 525	77 599
3 TOBACCO REFUSE	64 152	65 066	6 730	4 280	4 678	2 658
122 TOBACCO, MANUFACTURED	935 372	1 007 007	1 917 811	2 132 256	1 341 151	1 325 476
1 CIGARS, CHEROOT, CIGARILLO	3 005	2 831	34 378	28 980	24 045	18 024
2 CIGARETTES CONTG. TOBACCO	802 715	922 560	1 749 946	2 009 995	1 224 028	1 249 623
3 OTH. MANUFACTURED TOBACCO	129 652	81 616	133 487	93 281	93 078	57 829
211 HIDES, SKINS (EX. FURS), RAW	1 446 199	1 504 322	425 119	470 102	296 080	290 244
1 BOVINE, EQUINE HIDES, SKIN	1 260 113	1 286 112	360 708	406 722	251 147	251 137
2 WHOLE BOVIN. HIDE <BKG DRY	39 826	44 680	20 888	25 794	14 535	15 735
4 GOAT, KID SKIN, EX. FURSKIN	281	363	557	464	382	289
6 SHEEP SKIN, EXCEPT. FURSKIN	106 366	94 347	26 693	19 825	18 642	12 371
7 SHEEP SKIN WITHOUT WOOL	296	473	253	301	176	180
9 HIDE, SKIN NES, LTHR. WASTE	39 317	78 347	16 020	16 996	11 198	10 532
212 FURSKINS, RAW	4 567	3 038	68 725	60 231	47 891	36 808
1 MINK SKINS, RAW, WHOLE	1 618	1 460	35 080	42 519	24 451	26 012
2 OTHER RAW FURSKINS	2 943	1 568	33 507	17 627	23 346	10 744
3 FUR PCS. ETC. FURRIER USE	6	10	138	85	94	52
222 OILSEED (SFT. FIX. VEG. OIL)	6 296 197	6 358 483	289 504	318 338	202 239	196 104
1 GROUNDNUTS (PEANUTS)	98 695	91 746	13 864	16 356	9 687	10 115
2 SOYA BEANS	86 481	129 576	4 915	6 459	3 451	4 034
3 COTTON SEEDS	-	-	1	-	-	-
4 SUNFLOWER SEEDS	668 139	357 821	32 480	24 619	22 490	15 131
5 SESAME (SESAMUM) SEEDS	10 995	13 536	2 550	3 097	1 777	1 895
6 RAPE, COLZA, MUSTARD SEEDS	5 431 740	5 765 804	235 668	267 807	164 815	164 929
7 SAFFLOWER SEEDS	147	-	26	-	19	-
223 OILSEED (OTH. FIX. VEG. OIL)	284 639	176 640	21 392	18 408	14 900	11 313
1 COPRA	-	-	0	4	-	2
4 LINSEED	144 316	73 881	7 400	4 989	5 127	3 078
5 CASTOR OIL SEEDS	-	-	7	5	4	2
7 OIL SEEDS, ETC. NES	20 454	17 715	5 791	6 623	4 033	4 047
9 FLOUR, MEAL, FROM OILSEEDS	119 869	85 044	8 194	6 787	5 736	4 184
231 NATURAL RUBBER, ETC.	189 839	151 869	47 423	29 697	33 105	18 465
1 NATURAL RUBBER LATEX	83 432	74 570	18 197	13 218	12 689	8 223
2 NATURAL RUBBER EXC. LATEX	106 126	77 292	29 103	16 474	20 328	10 241
3 OTHER NATURAL GUMS	281	7	123	5	88	1
232 SYNTHETIC RUBBER, ETC.	4 376 780	4 807 583	932 485	879 290	651 488	544 387
1 SYNTHETIC RUBBER	4 148 321	4 608 031	917 827	866 082	641 256	536 135
2 RECLMD. UNHDD. RUBBER; WASTE	228 459	199 552	14 658	13 208	10 222	8 252
244 CORK, NATURAL, RAW; WASTE	615	502	286	352	199	202
245 FUEL WOOD, WOOD CHARCOAL	425 755	291 735	4 940	6 266	3 473	3 836
246 WOOD IN CHIPS, PARTICLES	18 393 553	17 127 755	172 481	129 716	120 868	80 135
1 WOOD IN CHIPS, PARTICLES	9 741 667	10 069 488	96 566	69 789	67 585	43 071
2 SAWDUST, WOOD WASTE, SCRAP	8 651 886	7 058 267	75 915	59 927	53 283	37 064
247 WOOD ROUGH, ROUGH SQUARED	37 978 896	36 161 412	505 474	468 141	354 185	289 274
3 WOOD ROUGH, PAINTED, PRSVD	1 734 538	209 036	30 903	5 785	21 573	3 612
4 WOOD, CONIF. ROUGH, UNTRTD	28 200 622	29 393 819	368 617	377 755	258 418	233 896
5 WOOD, NON-CONIF. ROUGH, UNT	8 043 736	6 558 557	105 954	84 601	74 194	51 766
248 WOOD, SIMPLY WORKED	12 169 430	13 002 960	827 754	857 202	578 425	530 429
1 RAILWAY, TRAMWAY SLEEPERS	197 720	153 365	14 260	9 129	9 990	5 676
2 WOOD, CONIFER, SAWN	8 971 330	9 556 262	472 722	503 642	330 347	311 685
3 WOOD, CONIF. WORKED, SHAPED	337 684	393 754	74 752	82 740	52 312	51 178
4 WOOD, NON-CONIFER, SAWN	2 550 085	2 780 510	216 374	209 265	151 040	129 438
5 WOOD, NON-CONIF. WRKD, SHPD	112 611	119 069	49 646	52 426	34 736	32 452
251 PULP AND WASTE PAPER	35 552 263	26 537 039	1 227 402	589 981	856 550	369 290
1 WASTE, SCRAP PAPER, PBOARD	32 121 937	24 218 386	794 052	353 680	553 690	222 756
2 MECHANICAL WOOD PULP	30 434	24 709	2 174	1 400	1 522	862
3 CHEM. WOOD PULP, DISSOLVNG	156 103	95 269	14 420	5 821	10 108	3 723
4 CHEM. WOOD PULP, SODA, UNBL	43 688	6 750	5 759	481	4 065	288
5 CHEM. WOOD PULP, SODA, BLCH	876 418	175 275	113 013	14 299	79 265	8 847
6 CHEM. WOOD PULP, SULPHITE	1 661 100	1 747 445	217 458	172 659	151 584	107 073
9 SEMI-CHEMICAL PULPS	662 583	269 205	80 526	41 641	56 316	25 741
261 SILK	11 869	16 332	42 022	46 943	29 176	28 990
3 RAW SILK (NOT THROWN)	6 589	7 028	34 230	33 162	23 766	20 649
4 SILKWORM COCOONS & WASTE	5 280	9 304	7 792	13 781	5 410	8 341
263 COTTON	591 992	596 520	138 475	124 263	96 542	77 005
1 COTTON, NOT CARDED, COMBED	148 806	164 391	50 204	46 393	34 928	28 991
2 COTTON LINTERS	186 541	168 774	35 821	29 368	25 012	18 051
3 COTTON WASTE	246 949	255 390	45 119	41 701	31 485	25 747
4 COTTON, CARDED OR COMBED	9 696	7 965	7 331	6 801	5 117	4 216
264 JUTE, OTH. TEXTL. BAST FIBR	16 604	9 478	1 464	1 027	1 016	646
1 JUTE, TEXTL. BAST FIBR. RAW	289	68	21	25	13	15
3 OTHER JUTE ETC.	16 315	9 410	1 443	1 002	1 003	631
265 VEGETABLE TEXTILE FIBRES	26 528	30 295	6 291	8 632	4 372	5 272
1 FLAX, WASTE FLAX	5 826	14 342	1 724	4 788	1 203	2 914
2 TRUE HEMP, WASTE TRUE HMP	445	472	837	953	585	586
4 SISAL, AGAVE FIBRES, WASTE	7 991	1 935	1 536	213	1 069	134
7 COCONUT FIBRE AND WASTE	11 438	10 896	1 674	1 211	1 158	740
8 VEG. TEXTILE FIBRES, NES	828	2 650	520	1 487	357	898
266 SYNTHETIC FIBRES	3 275 719	4 157 441	1 159 368	1 229 909	810 266	759 513
5 SYNTH. STAPLE FIBRE, UNPRD	2 358 573	3 110 278	861 342	937 830	601 987	579 066
6 SYNTHETIC FILAMENT TOW	843 689	966 851	257 731	250 285	180 174	154 659
7 SYN. STAPLE FIBR, SPINNING	73 457	80 312	40 295	41 814	28 105	25 788
267 OTHER MAN-MADE FIBRES	1 624 546	1 455 575	591 712	476 002	413 996	293 862

4 IMPORTS AND EXPORTS (SPECIAL TRADE) BY GROUPS AND SUBGROUPS OF THE SITC-REV. III
4.2 EXPORTS

GROUP / SUBGROUP	1995 DT = 100 KG	1994	1995 1 000 DM	1994	1995 1 000 \$	1994
1 ARTIFICIAL FIBR, SPINNING	1 173 251	992 164	534 149	427 615	373 870	263 918
2 WASTE, MAN-MADE FIBRES	451 295	463 411	57 563	48 387	40 126	29 944
268 WOOL, OTHER ANIMAL HAIR	536 302	551 474	535 654	512 886	372 759	316 541
1 WOOL, GREASY	51 335	51 213	13 471	11 935	9 471	7 452
2 OTHER WOOL, UNPROCESSED	61 927	62 164	37 425	35 176	26 035	21 631
3 FINE ANIMAL HAIR, UNPROCD	14 809	14 463	47 306	54 627	32 705	33 451
5 HORSEHAIR, CRSE. ANML. HAIR	7 300	9 778	3 704	4 567	2 590	2 825
6 WASTE WOOL, ANIMAL HAIR	61 782	62 284	18 586	23 175	12 927	14 328
7 WOOL, ANIMAL HAIR, CARDED	339 149	351 572	415 162	383 406	289 031	236 854
269 WORN CLOTHING, TEXTL. ARTL	2 740 578	2 633 214	281 332	254 247	197 091	157 373
272 FERTILIZERS, CRUDE	1 581 579	1 840 007	28 013	27 664	19 654	16 994
1 ANIMAL, VEG., FERTILIZERS	784 564	1 055 505	12 864	13 491	9 050	8 205
2 SODIUM NITRATE	161 961	155 089	9 414	9 202	6 578	5 696
3 NATURAL CALC. PHOSPHATES	3 250	33 361	58	342	39	218
4 CRUDE NATRL. POTASS. SALTS	631 804	596 052	5 677	4 629	3 987	2 875
273 STONE, SAND AND GRAVEL	217 442 408	234 972 982	477 060	479 061	334 575	297 358
1 BUILDING, DIMENSION STONE	2 497 011	2 932 919	16 297	19 107	11 434	11 965
2 GYPSUM, LIMESTONE ETC.	11 140 283	10 956 785	67 193	69 860	47 011	43 224
3 SANDS, NATRL. NOT MTL. BRNG	76 006 035	83 867 766	105 531	106 128	73 968	65 742
4 GRAVEL, CRUSHD. STONE, AGGR	127 799 079	137 215 512	288 039	283 966	202 162	176 427
274 SULPHUR, UNRSTD. IRON PYRS	8 000 111	7 959 156	87 792	62 894	61 353	39 165
1 SULPHUR, EXCLDNG. PURIFIED	7 992 720	7 953 309	86 672	61 885	60 591	38 598
2 IRON PYRITES, UNROASTED	7 391	5 847	1 120	909	762	567
277 NATURAL ABRASIVES, NES	2 005 646	2 051 868	159 234	195 090	111 915	121 708
1 INDUSTRIAL DIAMONDS	-	-	9 379	21 814	6 575	13 644
2 NATURAL ABRASIVES, NES	2 005 646	2 051 868	149 855	173 276	105 340	108 064
278 OTHER CRUDE MINERALS	96 771 116	107 716 760	874 117	853 099	612 361	525 817
2 CLAY, REFRACT. MINERAL, NES	34 574 440	34 543 692	354 802	358 257	248 859	221 149
3 SODIUM CHLORIDE, ETC.	26 981 006	28 398 478	172 875	166 412	120 648	102 395
4 ASBESTOS	-	27	0	4	-	3
5 QUARTZ, MICA, FELSPAR, ETC.	1 842 101	2 347 485	34 877	45 071	24 478	27 490
6 SLAG, DRGSS, ETC. NES	21 756 778	30 098 636	45 627	57 267	31 941	35 386
9 MINERALS, CRUDE, NES	11 616 791	12 328 442	265 936	226 088	186 435	139 394
281 IRON ORE, CONCENTRATES	813 975	1 216 747	2 381	3 048	1 661	1 915
4 ROASTED IRON PYRITES	161 653	359 188	521	721	363	445
5 IRON ORE, CONCNTR. NOT AGG	648 468	643 206	1 846	1 982	1 288	1 249
6 IRON ORE AGGLOMERATES	3 854	214 353	14	345	10	221
282 FERROUS WASTE AND SCRAP	81 480 708	87 187 438	1 916 533	1 894 202	1 339 514	1 163 942
1 WASTE, SCRAP OF CAST IRON	1 542 099	2 308 431	30 476	42 013	21 276	25 778
2 WASTE, SCRAP, ALLOY STEEL	4 640 282	6 693 661	461 768	385 559	321 900	237 277
3 OTHR. FERROUS WASTE, SCRAP	75 298 327	78 185 346	1 424 289	1 466 630	996 338	900 887
283 COPPER ORES, CONCENTRATES	229 871	8 618	20 898	782	14 727	470
1 COPPER ORES, CONCENTRATES	220 306	669	20 034	108	14 122	68
2 COPPER MATTES, ETC.	9 565	7 949	864	674	605	402
284 NICKEL ORES, CONCNTR. MATTE	72	38	21	3	13	2
1 NICKEL ORES, CONCENTRATES	52	36	2	1	1	1
2 NICKEL MATTES, SINTRS. ETC	20	2	19	2	12	1
285 ALUMINIUM ORE, CONCNTR. ETC	2 187 123	2 468 969	189 666	195 056	132 279	120 918
1 ALUMINIUM ORE, CONCENTRAT	302 317	291 639	8 321	7 791	5 791	4 838
2 ALUMINA (ALUMINIUM OXIDE)	1 884 806	2 177 330	181 345	187 265	126 488	116 080
286 URANIUM, THORIUM ORES, ETC	-	-	1	-	1	-
1 URANIUM ORE, CONCENTRATES	-	-	1	-	1	-
287 ORE, CONCENTR. BASE METALS	564 598	562 060	37 058	25 117	25 960	15 683
4 LEAD ORES, CONCENTRATES	19	-	2	-	1	-
5 ZINC ORES, CONCENTRATES	433 177	295 393	26 654	9 348	18 679	5 957
6 TIN ORES, CONCENTRATES	-	246	0	85	-	54
7 MANGANESE ORES, CONCENTRS	2 021	125 869	212	1 155	145	683
8 ORE ETC. MOLYBDN. NIOB. ETC	48 943	45 125	7 368	11 161	5 161	6 923
9 OTH. NON-FERR. ORE, CONCNTR	80 438	95 427	2 822	3 368	1 974	2 066
288 NON-FERROUS WASTE, SCRAP	9 401 275	8 542 915	1 632 762	1 269 536	1 179 423	787 781
1 ASH, RESIDUES METALS NES	1 563 659	1 970 291	80 541	106 520	56 185	65 263
2 OTH. NON-FERR. METAL WASTE	7 837 616	6 572 624	1 612 221	1 163 016	1 123 238	722 518
289 PREC. METAL ORES, CONCNTRTS	39 738	28 282	61 331	75 964	43 099	47 390
1 PREC. MTL. ORE, CONCENTRATS	-	-	3	51	3	27
2 PREC. METAL WASTE, SCRAP	39 738	28 282	61 328	75 913	43 096	47 363
291 CRUDE ANIMAL MATERLS. NES	2 884 905	2 580 897	453 210	429 274	316 620	265 927
1 BONE, HORN, IVOR. CORAL, ETC	1 362 477	1 205 029	38 687	33 056	27 008	20 392
9 OTH. ANIMAL MATERIALS NES	1 522 428	1 375 868	414 523	396 218	289 612	245 535
292 CRUDE VEG. MATERIALS, NES	1 443 868	1 305 867	1 060 142	1 012 789	735 508	621 017
2 NATURAL GUMS, RESINS, ETC.	54 593	48 491	41 313	39 262	28 801	24 302
3 VEG. MATERIAL, FOR PLAITNG	15 409	15 830	3 756	3 606	2 601	2 224
4 PLANTS, PHARMC., PERFM. ETC	164 657	146 155	107 928	106 329	75 116	65 570
5 SEEDS, ETC., FOR SOWING	319 791	260 095	319 350	275 634	218 358	165 754
6 BULBS, CUTTINGS, LIVE PLANT	594 126	553 399	224 075	237 492	156 697	147 232
7 CUT FLOWERS AND FOLIAGE	107 917	90 120	75 894	63 187	52 912	39 104
9 MATERIAL VEG. ORIGIN, NES	187 375	191 777	287 826	287 279	201 023	176 831
321 COAL, NOT AGGLOMERATED	17 363 821	20 246 871	307 512	408 054	216 177	250 568
1 ANTHRACITE, NOT AGGLUMRTD	4 717 492	7 523 280	134 214	216 826	94 163	133 372
2 OTH. COAL, NOT AGGLOMERATD	12 646 329	12 723 591	173 298	191 228	122 014	117 196
322 BRIQUETTES, LIGNITE, PEAT	27 580 595	30 455 251	374 548	414 665	261 089	255 744
1 BRIQUETTES, COAL	1 577 134	1 907 452	47 671	59 379	33 910	36 570
2 LIGNITE	6 747 508	7 237 944	99 967	109 445	67 716	67 889
3 PEAT	19 255 953	21 309 855	226 910	245 841	158 063	151 285
325 COKE, SEMI-COKE, RET. CARBN	3 010 788	10 229 676	66 647	221 020	46 655	135 424

4 IMPORTS AND EXPORTS (SPECIAL TRADE) BY GROUPS AND SUBGROUPS OF THE SITC-REV. III
4.2 EXPORTS

GROUP / SUBGROUP	1995 DT = 100 KG	1994	1995 1 000 DM	1994	1995 1 000 \$	1994
333 PETROLEUM OILS, CRUDE	4 884 946	10 755 709	88 215	189 250	61 674	119 278
334 PETROLEUM PRODUCTS	137 723 307	155 318 394	3 812 496	4 389 612	2 662 048	2 716 356
1 MOTOR GASOLINE, LIGHT OIL	41 940 961	46 585 782	1 233 459	1 447 258	861 926	897 979
2 KEROSENE, MEDIUM OILS	18 937 907	17 520 073	589 318	618 463	412 168	382 923
3 GAS OILS	30 087 824	37 744 640	767 422	1 034 996	534 992	637 788
4 FUEL OILS, NES	42 584 121	49 491 534	649 750	721 756	453 114	446 786
5 LUBRICANTS	4 172 494	3 976 365	572 547	567 139	399 848	350 880
335 RESIDUAL PETROL. PRODUCTS	19 766 375	19 338 367	776 904	697 810	542 054	432 652
1 PETROLEUM JELLY, WAX ETC	2 234 834	2 171 852	264 675	259 855	184 537	160 331
2 MINERAL TARS AND PRODUCT	4 971 830	3 568 181	124 680	106 363	86 915	65 784
3 MINERAL TAR PITCH, P. COKE	2 631 176	2 003 764	129 139	72 192	89 588	44 706
4 PETROL. BITUMEN, COKE, ETC	10 528 535	11 594 570	258 410	259 400	181 014	161 831
342 LIQUEFIED PROPANE, BUTANE	4 981 398	5 847 713	139 930	154 969	97 736	95 575
1 PROPANE, LIQUEFIED	1 241 282	1 403 652	44 735	44 455	31 211	27 299
5 BUTANES, LIQUEFIED	3 740 116	4 444 061	95 195	110 514	66 525	68 276
343 NATURAL GAS	45 395 775	14 642 473	859 591	448 499	598 759	276 149
1 NATURAL GAS, LIQUEFIED	1 062	3 008	178	357	124	226
2 NATURAL GAS, GASEOUS	45 394 713	14 639 465	859 413	448 142	598 635	275 923
344 PETROLEUM GASES, NES	2 518 299	2 442 436	63 727	51 551	44 744	31 958
1 ETHYLENE, ETC., LIQUEFIED	1 879 029	1 698 853	57 584	44 875	40 452	27 822
2 GAS. HYDROCARBON, LIQ., NES	101 037	49 499	2 803	1 794	1 964	1 136
9 GAS. HYDROCARBON, GAS., NES	538 233	694 084	3 340	4 882	2 328	3 000
351 ELECTRIC CURRENT, MWH	192 059 291	18 568 893	694 318	797 420	484 746	488 674
411 ANIMAL OILS AND FATS	2 279 644	2 329 720	194 654	193 631	135 858	119 976
1 FAT, OIL, FISH, MAR. MAMMALS	164 919	39 840	11 369	4 382	8 106	2 706
2 LARD; OTH. PIG, POULTRY FAT	855 129	861 736	72 026	68 971	50 197	42 794
3 ANIMAL OIL, FAT, GREAS. NES	1 259 596	1 428 144	111 259	120 278	77 555	74 476
421 FIXED VEG. FAT, OILS, SOFT	11 787 502	9 373 650	1 153 994	958 258	804 266	594 908
1 SOYA BEAN OIL, FRACTIONS	2 529 360	1 960 063	246 759	200 432	171 843	123 491
2 COTTON SEED OIL, FRACTION	1 016	1 094	154	196	108	121
3 GROUNDNUT OIL, FRACTIONS	5 250	6 093	1 640	1 687	1 138	1 035
4 OLIVE OIL ETC.	7 258	6 412	3 676	3 272	2 580	2 037
5 SUNFLOWER SEED OIL, ETC.	788 926	583 181	94 311	75 210	65 668	46 406
6 MAIZE (CORN) OIL, FRACTIONS	68 926	74 791	8 259	10 618	5 780	6 562
7 RAPE, COLZA, MUSTARD OIL	8 381 577	6 738 665	796 402	665 421	555 219	414 371
8 SESAME OIL, FRACTIONS	5 189	3 351	2 793	1 422	1 950	885
422 FIXED VEG. FAT, OILS, OTHER	1 423 335	1 280 475	171 255	140 335	119 691	86 976
1 LINSEED OIL, FRACTIONS	707 557	565 683	65 182	46 641	45 598	28 998
2 PALM OIL, FRACTIONS	388 213	388 964	48 339	42 970	33 769	26 631
3 COCONUT OIL, FRACTIONS	190 833	152 237	26 537	21 054	18 550	13 078
4 PALM KERNEL OIL, FRACTNS	8 214	8 209	1 385	1 138	973	698
5 CASTOR OIL, FRACTIONS	66 059	50 693	12 339	9 527	8 619	5 859
9 OTH. FIXD VEG. FAT, EX. SOFT	62 459	114 689	17 473	19 005	12 182	11 712
431 ANIMAL, VEG. FATS, OILS, NES	5 800 003	6 010 407	662 444	631 279	462 001	390 763
1 FAT, OIL, ANIMAL, VEG. PRCD	1 877 805	1 962 094	161 142	160 226	112 388	99 109
2 FAT, OIL, AN, VEG. PRTRY, PRCD	1 441 466	1 333 675	213 231	187 862	148 679	116 482
3 FATTY ACID, ETC. FROM WAX	2 468 060	2 699 143	277 746	274 440	193 733	169 773
4 WAXES, ANIMAL, VEG. ORIGIN	12 672	15 495	10 325	8 751	7 201	5 399
511 HYDROCARBONS, NES, DERIVTS	26 274 157	23 671 732	2 150 001	1 796 873	1 504 111	1 114 519
1 ACYCLIC HYDROCARBONS	5 408 968	5 624 205	396 847	325 608	277 908	202 168
2 CYCLIC HYDROCARBONS	14 761 082	11 402 577	1 015 891	742 324	710 187	462 250
3 HALOGEN. DERV. HYDROCARBON	5 635 668	6 186 719	639 576	624 602	447 734	385 639
4 SULPH. ETC. DERV. HYDROCARB	468 439	458 231	97 687	104 339	68 282	64 452
512 ALCOHOL, PHENOL, ETC. DERIV	18 442 442	18 933 507	3 290 491	2 836 028	2 299 919	1 757 652
1 ACYCLIC MONOHYDRIC ALCHL	9 800 957	10 735 896	1 504 763	1 295 090	1 052 131	802 738
2 OTH. ACYCLIC ALCOHOL, DERV	5 381 480	5 306 973	1 129 377	956 347	789 472	592 525
3 CYCLIC ALCOHOLS, DERIVATS	137 752	133 151	121 872	105 976	85 235	65 859
4 PHENOLS, PHENOL-ALCH. DERV	3 122 253	2 757 487	534 479	478 615	373 081	296 530
513 CARBOXYLIC ACIDS, DERIVTS	14 491 988	14 601 869	3 279 120	2 821 633	2 289 947	1 746 305
7 MONOCARBOXYLIC ACIDS, DRV	8 898 711	8 465 208	1 970 512	1 662 985	1 376 406	1 028 826
8 POLYCARBOXYLIC ACIDS, ETC	5 150 264	5 660 124	985 894	822 645	688 524	511 388
9 CARBOXYLIC ACIDS ETC.	443 013	476 537	322 714	336 003	225 017	206 091
514 NITROGEN-FUNCT. COMPOUNDS	9 368 619	8 252 110	4 344 867	4 117 204	3 036 749	2 540 831
5 AMINE-FUNCTION COMPOUNDS	2 636 373	2 035 189	962 245	886 582	672 332	546 975
6 OXYGEN-FUNCT. AMINO-COMP.	1 835 470	1 711 359	960 278	1 011 992	672 203	626 464
7 CARBOXYAMIDE-FUNCT. COMPS	1 107 009	995 840	891 891	894 702	623 266	550 399
8 OTH. NITROGEN-FUNCT. COMPS	3 789 767	3 509 722	1 530 453	1 323 948	1 068 948	816 993
515 ORGANO-INORGANIC COMPNDS	3 573 758	3 153 593	5 158 548	5 109 463	3 600 374	3 149 213
4 ORGANO-SULPHUR COMPOUNDS	694 579	661 935	488 996	439 613	341 484	270 634
5 OTHR. ORGANO-INORGAN. COMP	483 583	473 070	625 268	565 339	436 782	348 938
6 LACTAMS; HETEROCYCL. COMP.	1 321 051	930 446	620 147	494 187	433 460	306 095
7 OTH. HETEROCYCL. COMP. NUCL	1 048 196	1 066 375	3 189 988	3 393 121	2 225 134	2 090 038
8 SULPHONAMIDES	26 349	21 767	234 169	217 203	163 514	133 508
516 OTHER ORGANIC CHEMICALS	11 608 217	10 971 116	2 569 657	2 331 357	1 797 508	1 444 619
1 ETHER, ALCHL PEROXIDE, ETC	7 311 379	6 760 220	1 186 862	1 041 353	831 825	646 697
2 ALDEHYDE ETC FNCT CMPS	3 704 547	3 678 539	806 962	736 802	563 171	456 557
3 ESTRS, INORGANIC ACID, ETC	463 745	425 028	272 236	255 471	190 313	158 075
9 ORGANIC CHEMICALS, NES	128 546	107 329	303 597	297 731	212 199	183 290
522 INORGANIC CHEM. ELEMENTS	44 407 659	43 239 773	2 979 344	2 685 349	2 081 977	1 661 087
1 CARBON NES, CARBON BLACK	1 245 781	1 315 641	221 212	230 920	154 550	142 655
2 OTHER CHEMICAL ELEMENTS	1 828 600	1 745 664	244 802	238 679	170 882	147 552
3 INORGANIC ACID, OXIDE ETC	15 116 862	13 506 565	741 267	677 087	518 154	419 120
4 HALOG. SULPH. COMP. NON-MTL	779 722	743 859	126 613	128 482	88 462	79 316
5 ZINC, CHROM. IRON ETC. OXID	2 617 406	2 412 032	682 209	636 866	476 596	393 912
6 OTH. INORGAN. BASES, OXIDES	22 819 288	23 516 012	963 241	773 315	673 333	478 532
523 METAL. SALTS, INORGAN. ACID	20 449 567	20 430 925	1 680 592	1 662 059	1 174 195	1 026 797

4 IMPORTS AND EXPORTS (SPECIAL TRADE) BY GROUPS AND SUBGROUPS OF THE SITC-REV. III
4.2 EXPORTS

GROUP / SUBGROUP	1995 DT = 100 KG	1994	1995 1 000 DM	1994	1995 1 000 \$	1994
1 FLUORIDES ETC.	350 018	365 259	148 061	140 195	103 146	86 339
2 CHLORIDE,BROMIDE,IODIDES	2 138 263	2 026 176	178 377	169 217	124 320	104 402
3 HYPOCHLORITES, ETC.	254 225	209 796	16 432	14 417	11 420	8 895
4 SULPHIDES,SULPHATES ETC.	5 069 461	5 052 502	401 531	403 633	280 452	249 103
5 NITRITES; NITRATES	484 792	510 688	43 991	46 691	30 651	28 781
6 PHOSPHITES,PHOSPHATE,ETC	1 501 203	1 634 393	260 123	280 307	181 973	173 096
7 CARBONATES,PERCARBONATES	8 098 004	8 415 868	379 697	376 007	265 893	232 863
8 OTH.METL.SALT, INORG.ACID	2 553 601	2 216 263	252 380	231 592	176 340	143 318
524 OTHER CHEMICAL COMPOUNDS	1 474 621	1 568 701	688 510	719 774	481 192	444 519
1 METALLIC ACID SALTS, ETC	294 185	268 480	333 758	391 015	233 310	241 141
9 INORGANIC CHEMICALS NES	1 180 436	1 300 221	354 752	328 759	247 882	203 378
525 RADIO-ACTIVE MATERIALS	8 145	17 118	192 212	293 103	134 790	180 445
1 RADIO-ACTIVE CHEMICALS	6 655	15 828	183 153	285 638	128 517	175 866
9 STBL.ISOTOPE;RARE EARTHS	1 490	1 190	9 059	7 465	6 273	4 579
531 SYNTH.COLOURS,LAKES,ETC.	1 970 357	1 941 541	3 555 423	3 791 284	2 483 780	2 337 827
1 SYNTH.ORGANIC DYE STUFFS	1 330 900	1 350 896	3 191 036	3 420 378	2 228 849	2 109 207
2 SYNTH.BRIGHTENERS,LAKES	639 457	590 645	364 387	370 906	254 931	228 620
532 DYEING,TANNING MATERIALS	1 180 337	1 211 860	238 419	248 057	166 529	153 034
2 DYES,TANNING EXTRACT ETC	22 165	16 851	36 373	24 610	25 474	15 212
3 SYNTHETIC TANNING SUBSTS	1 158 172	1 195 009	202 046	223 447	141 055	137 822
533 PIGMENTS, PAINTS, ETC.	12 618 454	12 429 639	5 508 901	5 280 941	3 849 339	3 265 334
1 OTHER COLOURING MATTER	2 674 015	2 943 168	1 105 255	1 111 860	772 243	685 870
2 PRINTING INK	975 534	954 314	751 702	736 825	524 732	455 742
4 PAINTS,VARNISHES ETC.	3 395 517	3 184 509	2 444 354	2 290 213	1 708 000	1 417 296
5 GLAZE,ENAMEL,DRIERS ETC.	5 573 388	5 347 648	1 207 590	1 142 043	844 364	706 424
541 MEDICINES,ETC.EXC.GRP542	634 126	594 643	5 674 844	5 694 427	3 963 140	3 520 586
1 PROVITAMINS,VITAMINS,ETC	306 186	280 701	1 117 118	1 137 175	780 968	703 373
3 ANTI-BIOTICS,EXCPT GRP542	38 016	37 788	274 800	313 839	191 586	193 962
4 VEG.ALKALOIDS,EXC. GRP542	69 122	75 276	569 630	591 787	397 997	365 734
5 HORMONES,ETC.EXCP. GRP542	1 858	2 178	507 829	506 147	354 331	310 642
6 GLYCOSIDES; GLANDS ETC.	40 040	32 812	1 383 548	1 362 424	967 016	842 864
9 PHARM.GOODS,EXC.MEDCMNTS	178 904	165 888	1 821 919	1 783 055	1 271 242	1 104 011
542 MEDICAMENTS	1 225 601	1 228 437	9 026 775	8 443 180	6 305 154	5 218 549
1 MEDICAMENTS,ANTIBIOTICS	35 686	33 338	559 419	483 259	390 048	297 614
2 MEDICAMENTS,HORMONES ETC	37 799	36 416	895 373	781 542	624 478	483 284
3 MEDICAMENTS,ALKALOID.ETC	17 324	18 992	148 026	145 171	103 551	89 675
9 MEDICAMENTS, NES	1 134 792	1 139 691	7 423 957	7 033 208	5 187 077	4 347 976
551 ESSENTL.OIL,PERFUME,FLAVR	418 187	366 595	868 528	840 354	606 949	518 767
3 ESSENTIAL OILS	21 141	22 149	45 551	40 098	31 755	24 760
4 FLAVOURS,INDUSTRIAL USE	397 046	344 446	822 977	800 256	575 194	494 007
553 PERFUMERY,COSMETICS,ETC.	2 563 074	2 214 625	2 929 898	2 701 818	2 047 783	1 674 292
1 PERFUMES, TOILET WATERS	71 506	67 330	526 144	469 415	368 065	292 360
2 COSMETICS,MAKE-UP ETC.	405 281	390 186	914 151	900 300	638 345	556 127
3 PREPARATIONS FOR HAIR	1 007 985	897 500	627 784	552 627	438 750	342 775
4 PREP.ORAL,DENTAL HYGIENE	262 032	255 296	230 555	223 818	161 015	138 940
5 TOILETRIES, ETC.	816 270	604 313	631 264	555 658	441 608	344 090
554 SOAP,CLEANERS,POLISH,ETC	10 169 634	9 885 590	2 701 778	2 584 706	1 887 798	1 598 124
1 SOAP	734 254	635 261	284 469	254 521	198 678	157 952
2 DETERGENTS,EXCEPT SOAP	9 042 317	8 853 040	2 257 455	2 174 495	1 577 552	1 343 848
3 POLISHES,CREAMS,ETC.	393 063	397 289	159 854	155 690	111 568	96 324
562 FERTILIZER,EXCEPT GRP272	78 128 954	83 594 321	1 666 222	1 654 848	1 165 311	1 015 890
1 NITROGENOUS CHEM.FERTILZR	27 418 528	26 829 147	565 359	502 226	394 623	307 411
2 PHOSPHATIC CHEM.FERTILZRS	489 945	478 876	12 227	13 411	8 476	8 298
3 POTASSIC CHEM.FERTILIZER	43 854 412	49 066 243	864 655	895 088	605 587	543 314
9 FERTILIZERS, NES	6 366 069	7 222 055	223 981	254 123	156 625	156 867
571 POLYMERS OF ETHYLENE	12 615 837	12 726 177	2 034 867	1 700 655	1 421 404	1 054 887
1 POLYETHYLENE	10 964 354	10 610 573	1 723 090	1 367 319	1 204 062	848 288
2 ETHYL-VINYL ACET.COPOLYM	661 453	568 195	140 837	107 782	98 395	66 730
9 OTH.POLYMERS OF ETHYLENE	990 030	1 547 409	170 940	225 554	118 947	139 869
572 POLYMERS OF STYRENE	7 630 071	7 784 132	1 685 068	1 522 313	1 177 906	944 107
1 POLYSTYRENE	4 182 785	4 165 948	890 386	757 780	622 243	471 380
9 OTHER STYRENE POLYMERS	3 447 286	3 618 184	794 682	764 533	555 663	472 727
573 POLYMERS,VINYL CHLORIDE	7 342 263	7 793 464	1 568 148	1 462 016	1 036 047	905 678
1 POLYVINYL CHLORIDE	6 193 135	6 605 081	1 121 119	1 036 105	783 851	642 221
9 OTH.VINYL CHLD.COPOLYMER	1 149 128	1 188 383	447 029	425 911	312 196	263 457
574 POLYACETAL,POLYCARBONATE	9 603 445	8 587 775	3 796 335	3 075 896	2 655 649	1 903 272
1 POLYACETAL,OTH.POLYETHRS	2 856 085	2 626 852	1 060 402	863 058	741 542	533 585
2 EPOXIDE RESINS	1 050 188	886 991	492 749	453 731	345 086	280 124
3 POLYCARBONATES, ETC.	5 697 172	5 073 932	2 243 184	1 759 107	1 569 021	1 089 563
575 OTH.PLASTIC,PRIMARY FORM	27 175 941	27 717 939	8 558 947	8 159 317	5 977 684	5 048 531
1 PROPYLENE POLYMERS ETC.	7 995 278	8 167 923	1 378 638	1 155 630	962 174	718 588
2 ACRYLIC POLYMERS	5 286 682	5 338 019	1 439 013	1 438 032	1 005 261	889 255
3 POLYAMIDES	3 064 538	3 075 623	1 353 813	1 271 098	945 611	785 656
4 AMINO,PHENOLIC RESIN ETC	5 235 790	5 598 683	1 406 047	1 375 146	981 795	850 747
5 CELLULOSE ETC. NES	750 447	811 307	548 568	543 729	383 145	336 595
9 PLASTICS, NES	4 843 206	4 726 384	2 432 868	2 375 682	1 699 698	1 467 690
579 PLASTIC WASTE, SCRAP ETC	2 761 633	2 070 486	100 990	88 897	70 456	54 755
1 WASTE,ETHYLENE POLYMERS	1 740 532	1 149 708	30 959	18 878	21 610	11 652
2 WASTE,STYRENE POLYMERS	57 180	55 849	5 235	4 111	3 655	2 550
3 WASTE,VINYL CHLORIDE POL	257 375	268 744	17 046	15 321	11 928	9 452
9 OTHR.PLASTIC WASTE,SCRAP	706 546	596 185	47 750	50 587	33 263	31 101
581 PLASTIC TUBE,PIPE,HOSE	1 630 272	1 467 565	1 719 961	1 563 750	1 202 561	963 380
1 ARTIFIC. SAUSAGE CASINGS	90 292	87 464	248 758	242 149	174 789	149 304
2 TUBES,PIPES,HOSES, RIGID	665 569	598 799	339 032	296 859	236 862	183 949
3 FLEXIBLE TUBE,PIPE,HOSES	43 827	36 612	60 352	52 405	42 156	32 486
4 TUBE,NOT REINF.NO FITTINGS	423 944	397 799	498 751	423 116	348 690	261 875
5 TUBE,NOT REINF.,FITTINGS	46 690	41 441	27 415	31 449	19 133	19 373
6 OTH.TUBES,PIPES,HOSES	120 071	101 895	127 052	104 231	88 801	64 369

4 IMPORTS AND EXPORTS (SPECIAL TRADE) BY GROUPS AND SUBGROUPS OF THE SITC-REV. III
4.2 EXPORTS

GROUP / SUBGROUP	1995 DT = 100 KG	1994	1995 1 000 DM	1994	1995 1 000 \$	1994
7 FITTINGS FOR TUBE, PLASTIC	239 879	203 555	418 601	413 541	292 130	252 024
582 PLASTIC PLATE, SHEETS, ETC	9 902 464	9 314 622	6 515 342	5 780 005	4 551 597	3 573 297
1 PLSTC SHEET ETC.SELF-ADH	809 999	654 546	881 938	678 280	614 395	419 822
2 OTH.PLATE, SHEET, ETC.	7 279 294	6 876 863	3 988 532	3 545 145	2 788 684	2 191 185
9 OTH.PLATES, ETC. PLASTIC	1 813 171	1 783 213	1 644 872	1 556 580	1 148 518	962 290
583 MONOFILAMENT OF PLASTICS	1 512 763	1 407 674	975 716	879 654	682 064	545 048
1 MONOFILAMENT, OF ETHYLENE	33 331	24 791	32 390	24 811	22 595	15 400
2 MONOFILAMENT, VINYL CHLRO	1 332 739	1 231 142	763 513	691 221	533 633	428 479
9 MONOFILAMENT, OTH. PLASTIC	146 693	151 741	179 813	163 622	125 836	101 169
591 INSECTICIDES, ETC.	1 989 780	1 911 556	2 668 840	2 566 353	1 861 026	1 571 424
1 INSECTICIDES, RETAIL SALE	206 424	204 353	533 965	440 955	371 590	263 353
2 FUNGICIDES, RETAIL SALE	649 182	630 524	886 753	880 556	619 347	539 167
3 HERBICIDES, RETAIL SALE	613 484	587 683	910 534	921 035	633 771	563 750
4 DISINFECTANT, ETC. RETAIL	520 690	488 936	337 588	323 807	236 318	199 154
592 STARCHES, INULIN, ETC.	7 487 896	6 681 235	1 596 867	1 457 193	1 115 306	901 848
1 STARCHES, INULIN, GLUTEN	4 261 365	3 444 005	343 592	275 153	239 816	171 228
2 ALBUMINOIDAL SUBSTS. ETC	3 226 531	3 237 230	1 253 275	1 182 040	875 490	730 620
593 EXPLOSIVES, PYROTECHNICS	196 607	201 494	162 602	164 216	113 527	101 937
1 PROPELLNT, PRPD. EXPLOSIVE	124 989	129 632	40 262	44 909	28 093	27 663
2 DETONATORS, FUSES ETC.	8 639	10 900	49 665	47 321	34 581	29 242
3 FIREWORKS, FLARES, ETC.	62 979	60 962	72 675	71 986	50 853	45 032
597 PREPDR ADDITIVES, LIQUIDS	3 566 668	3 532 140	1 249 960	1 225 284	872 842	757 157
1 ADDITIVE FOR MINERAL OIL	1 228 282	1 287 892	411 197	437 145	296 882	269 528
3 HYDRIC. LIQD., ANTI-FREEZE	678 379	617 637	141 966	112 860	99 091	70 475
7 LUBRICATING PREPARATIONS	1 660 007	1 626 611	696 797	675 279	486 869	417 154
598 MISC. CHEMICAL PRODS. NES	30 165 728	28 542 073	8 329 573	7 571 292	5 824 098	4 680 017
1 WOOD-, RESIN-BASE CHEM. PR	932 741	681 510	79 723	61 930	55 747	38 242
3 ARTIFICIAL, PREPARED WAXS	792 259	813 228	334 221	329 118	233 341	203 536
4 MIXED ALKYL BENZS. ETC. NES	352 015	383 731	43 156	46 356	30 287	28 813
5 CHEM. ELMNTS FOR ELECTRONIC	3 015	2 582	620 126	515 930	433 199	318 891
6 ORGANIC CHEM. PRODS. NES	2 433 767	2 192 548	1 272 004	1 128 569	889 241	697 318
8 CATALYSTS, ETC. NES	704 559	719 095	769 269	712 214	537 534	441 102
9 CHEM. PRODUCTS ETC. NES	24 947 372	23 749 379	5 211 074	4 777 115	3 644 749	2 952 115
600 CPL IND PLANT CHAP 69-76	696 864	423 752	914 632	694 876	638 099	430 211
611 LEATHER	593 926	675 228	1 079 847	1 121 104	754 938	692 931
2 COMPOSITION LEATHER	179 669	198 520	66 541	66 775	46 508	41 330
3 WHOLE BOVINE SKIN LEATHR	14 536	16 844	35 160	44 280	24 437	27 273
4 OTH. BOVINE, EQUINE LEATHR	371 972	429 729	824 399	848 320	576 495	524 313
5 SHEEP, LAMB, SKIN LEATHER	5 595	5 918	47 457	48 684	33 287	30 002
6 GOAT OR KID SKIN LEATHER	6 071	6 659	49 102	52 714	34 334	32 635
7 LEATHER OF OTHER ANIMALS	13 404	16 239	47 931	54 613	33 406	33 828
8 LEATHER, SPECIAL FINISH	2 719	1 319	9 257	5 718	6 471	3 550
612 MANUFACT. LEATHER ETC. NES	22 393	22 335	100 189	96 637	70 128	59 836
1 LEATHER BELTING ETC.	949	1 030	12 017	15 629	8 379	9 571
2 SADDLERY AND HARNESS	16 216	15 858	60 024	58 867	42 046	36 539
9 OTH. LEATHER ARTICLES NES	5 228	5 387	28 148	22 141	19 703	13 726
613 FURSKINS, TANNED, DRESSED	19 750	18 571	218 500	220 659	152 777	136 433
1 WHOLE FURS, NOT ASSEMBLED	17 814	13 149	206 985	199 725	144 706	123 522
2 HEADS, TAILS, PAWS ETC.	1 616	2 507	1 614	2 600	1 109	1 599
3 WHOLE FURS ETC. ASSEMBLED	320	2 915	9 901	18 334	6 962	11 312
621 MATERIALS OF RUBBER	1 947 990	1 791 141	1 504 043	1 358 992	1 050 432	842 402
1 COMPOUNDED RUBBER, UNVULC	989 105	903 040	327 872	315 754	228 929	195 297
2 OTH. FORMS UNVULC. RUBBER	43 828	33 299	35 449	28 516	24 746	17 587
3 VULCANIZED RUBBER	652 722	623 180	473 606	437 248	331 015	271 480
4 VULC. RUBBER TUBES, PIPES	262 335	231 622	667 116	577 474	465 742	358 038
625 RUBBER TYRES, TUBES, ETC.	4 377 230	4 247 542	2 889 547	2 855 178	2 022 182	1 767 158
1 TYRES, PNEUMATIC, NEW, CAR	2 039 821	2 084 807	1 689 832	1 750 689	1 182 917	1 082 639
2 TYRES, PNEUMATIC, NEW, BUS	1 272 175	986 233	774 238	634 048	541 871	393 547
3 TYRES, PNEUM. NEW, AIRCRAFT	967	759	937	1 335	661	821
4 TYRES, PNEUM. NEW, CYCLES	77 347	81 997	100 068	107 599	89 979	66 220
5 OTHER PNEUMATIC TYRES	152 829	199 919	100 333	124 741	70 207	77 213
9 OTHER TYRES, TUBES ETC.	834 091	893 827	224 139	236 766	156 547	146 718
629 ARTICLES OF RUBBER, NES	958 460	919 032	2 112 168	1 856 811	1 475 490	1 148 869
1 HYGIENIC, PHARM. RUBBR. ART	14 273	13 474	53 996	54 401	37 746	33 657
2 VULC. RUBBER BELTING	205 762	189 315	421 440	372 142	294 639	230 526
9 HARD RUBBER ETC., NES	738 425	716 243	1 636 732	1 430 268	1 143 105	884 686
633 CORK MANUFACTURES	17 486	18 358	50 474	55 110	35 220	33 930
1 ARTICLES OF NATURAL CORK	5 686	6 386	23 074	25 579	16 124	15 688
2 AGGLMRD. CORK, CORK ARTCL	11 800	11 972	27 400	29 531	19 096	18 242
634 VENEERS, PLYWOOD, ETC.	12 215 720	12 785 787	1 588 881	1 456 402	1 109 310	902 229
1 VENEER, PLYWOOD SHEETS	612 626	596 918	407 465	344 967	284 412	213 195
2 DENSIFIED, RECONSTIT. WOOD	7 882 501	8 582 183	686 236	678 255	479 400	420 544
3 PLYWOOD, SOLELY OF WOOD	330 686	239 486	87 193	65 259	60 970	40 278
4 OTH. PLYWOOD, VENDOR. PANELS	561 331	539 977	123 891	119 631	86 649	73 830
5 FIBREBOARD	2 433 058	2 462 007	262 864	229 301	183 151	142 623
9 WOOD, SIMPLY SHAPED, NES	395 518	365 216	21 232	18 989	14 728	11 759
635 WOOD MANUFACTURES, NES	4 073 422	3 544 037	981 586	907 038	686 575	562 002
1 PACKINGS, PALLETS ETC.	1 720 525	1 389 293	148 505	114 235	103 807	70 707
2 CASKS, BARRELS, ETC. STAVES	6 710	6 205	4 225	3 278	2 933	2 000
3 BUILDRS. JOINERY, WOOD ETC	1 040 740	985 453	494 118	472 821	345 653	293 483
4 WOOD, DOMEST. USE EX. FURNIT	57 710	43 609	71 265	64 830	49 890	40 112
9 MANUFACT. ARTICL. WOOD, NES	1 247 737	1 119 477	263 473	252 074	184 292	155 700
641 PAPER AND PAPERBOARD	67 124 620	63 006 098	11 961 599	9 447 740	8 358 251	5 862 705
1 NEWSPRINT, ROLLS, SHEETS	5 615 248	4 566 204	605 381	367 402	423 452	229 058
2 PAPER, PAPERBOARD, UNCOATED	12 784 762	11 787 174	2 182 383	1 669 524	1 524 791	1 037 897
3 PAPER, PAPERBOARD, COATED, ETC	23 121 575	20 546 637	4 283 915	3 275 639	2 994 387	2 034 227
4 KRAFT PAPER, BOARD, UNCOATED	826 099	431 101	159 678	85 075	111 418	52 766

4 IMPORTS AND EXPORTS (SPECIAL TRADE) BY GROUPS AND SUBGROUPS OF THE SITC-REV. III
4.2 EXPORTS

GROUP / SUBGROUP	1995 DT = 100 KG	1994	1995 1 000 DM	1994	1995 1 000 \$	1994
5 PAPER,PAPERBD,UNCTO,BULK	14 545 457	16 415 699	1 613 801	1 405 140	1 127 228	872 582
6 PAPER,PAPERBRD,CORRG,ETC	1 895 064	1 494 151	364 242	269 403	254 773	166 439
7 PAPER,PAPERBD,COATED NES	7 121 998	6 691 561	2 267 191	1 935 911	1 563 380	1 197 835
9 CONVRTD.PAPER,PPRBRD,NES	1 214 417	1 073 571	485 008	439 646	338 822	271 901
642 PAPER,PAPERBOARD,CUT ETC	15 458 923	15 285 778	6 121 755	5 664 020	4 276 450	3 501 594
1 CONTAINERS,ETC.OF PAPER	5 818 014	6 148 506	2 004 683	1 922 578	1 401 147	1 188 783
2 STATIONERY,ETC.	284 314	279 636	134 160	124 132	93 569	76 730
3 REGISTERS,ACCT.BOOKS,ETC	440 696	363 279	255 765	233 623	178 241	144 583
4 PAPER,PAPERBOARD,CUT,NES	3 449 091	3 332 179	1 013 055	884 878	707 880	547 674
9 ARTCLS,PULP,PAPR,BRD NES	5 466 808	5 162 178	2 714 092	2 498 809	1 895 613	1 543 824
651 TEXTILE YARN	5 529 008	5 891 493	4 869 935	4 907 377	3 401 228	3 027 689
1 YARN,OF WOOL,ANIMAL HAIR	230 304	244 849	476 398	473 116	332 439	292 030
2 COTTON SEWING THREAD	3 358	3 252	13 422	13 271	9 359	8 163
3 COTTON YARN,EXCL. THREAD	484 079	595 417	382 576	438 687	266 394	270 473
4 THREAD OF MAN-MADE FIBRE	82 084	81 885	388 846	379 533	272 105	234 094
5 SYNTH.FILAMENT YARN,BULK	977 519	1 015 164	628 987	646 852	439 978	397 445
6 OTH.SYNTH.FILAMENT YARN	2 182 925	2 290 943	1 515 650	1 466 435	1 059 317	905 827
7 ARTIF.FILAMENT YARN, NES	500 705	439 212	500 722	441 355	349 446	272 556
8 YARN,STAPLE FIBRES, ETC.	666 134	832 438	738 343	829 392	514 994	512 247
9 YARN,TEXTILE FIBRES, NES	401 900	388 333	224 991	218 736	157 196	134 854
652 COTTON FABRICS, WOVEN	1 153 609	1 262 754	2 317 651	2 446 418	1 618 990	1 512 042
1 COTTON GAUZE,ETC.WOVEN	86 133	90 835	235 301	255 214	165 168	157 872
2 COTTON FABRIC,WVN,UNBLCH	335 775	388 505	297 240	314 047	206 946	193 432
3 OTH85%+COTTN.FABRIC<200G	270 557	297 423	798 552	900 474	557 405	556 695
4 OTH85%+COTTN.FABRIC<200G+	347 857	368 946	616 382	587 913	431 152	363 590
5 OTH<85%+COTTN.FABRIC<200G	52 442	56 671	181 458	198 935	126 824	123 101
6 OTH<85%+COTTN.FABRIC<200G+	44 646	43 157	131 381	129 318	91 799	79 841
9 OTH.WOVEN FABRICS,COTTON	16 199	17 417	57 337	60 517	39 696	37 511
653 FABRICS,MAN-MADE FIBRES	1 581 007	1 617 217	4 504 001	4 491 753	3 146 261	2 777 491
1 FABRIC,SYNTH.FILMNT.YARN	490 103	477 560	994 735	1 010 222	695 551	624 784
2 FABRIC,85%+SYN.STPL.FIBR	98 675	93 791	287 575	270 776	201 190	187 126
3 FABRC<85%SYN.STP.FBR+CTN	131 508	138 012	262 908	264 960	183 322	163 736
4 FABRC<85%SYN.STP.FBR+OTHR	176 705	187 342	561 691	564 202	393 418	349 462
5 FABRIC,ARTIF.FILMNT YARN	231 711	223 889	988 588	918 935	690 225	569 649
6 FABRIC,85%+ART.STPL.FIBR	193 594	232 352	573 596	669 770	399 862	412 619
8 FABRIC,<85%ART.STPL.FIBR	211 386	217 052	665 913	631 958	464 248	390 603
9 PILE,CHNLE.FABRC,M-MADE	47 325	47 219	168 995	160 930	118 445	99 512
654 OTH.TEXTILE FABRIC,WOVEN	514 550	526 866	1 743 415	1 757 619	1 221 570	1 087 271
1 FABRIC,OF SILK,SILK WSTE	6 208	7 012	90 027	100 520	62 616	62 124
2 FABRIC85%+WOOL,FINE HAIR	164 740	173 527	859 713	882 835	604 754	546 022
3 FABRIC,WOOL,FNE.HAIR,NES	100 452	97 429	393 130	346 804	276 747	214 563
4 FABRICS, WOVEN, OF FLAX	43 961	54 116	188 321	231 513	129 118	143 435
5 FABRIC,WVN.JUTE,OTH.TXTL	25 538	22 227	9 911	8 949	6 923	5 526
6 FABRIC,WOVEN GLASS FIBRE	165 493	165 215	185 806	171 806	129 902	106 209
9 FABRICS, WOVEN, NES	8 158	7 340	16 507	15 192	11 510	9 392
655 KNIT.CROCHET.FABRIC NES	547 668	538 713	1 380 067	1 392 989	965 272	861 913
1 PILE FABRIC,KNIT,CROCHET	77 560	88 579	170 068	201 262	119 036	124 582
2 OTH.KNIT.CROCHET.FABRICS	470 108	450 134	1 209 999	1 191 727	846 236	737 331
656 TULLE,LACE,EMBROIDRY,ETC	143 893	131 949	542 253	529 738	378 642	327 544
1 NARROW FABRIC,WOVEN,OTHR	89 235	83 356	250 705	239 699	175 149	148 446
2 LABELS,BADGE ETC.NOT EMB	12 971	12 358	91 395	96 928	63 831	59 784
3 GIMPED YARN, ETC.	32 446	28 137	109 485	106 448	76 462	65 798
4 TULLES,NET FABRIC, LACE	2 424	2 394	25 435	22 919	17 710	14 141
5 EMBROIDERY	6 817	5 704	65 233	63 744	45 490	39 375
657 SPECIAL YARN,TXTL.FABRIC	2 751 995	2 624 812	3 582 239	3 346 744	2 501 205	2 070 324
1 FELT	200 947	233 565	197 257	217 806	137 246	134 853
2 NONWOVEN FABRICS NES	1 270 791	1 191 387	1 207 585	1 123 244	842 348	695 339
3 COATED,IMPRGTD TXTLS,NES	796 546	718 557	1 100 107	988 735	768 998	611 401
4 QUILTED TEXTILE PRODUCTS	8 536	9 234	26 461	26 505	18 638	16 377
5 TWINE,CORDAGE,ETC.PROCTS	92 916	118 530	84 904	85 453	59 277	52 603
6 HAT-SHAPES,FORMS,BODIES	217	221	2 351	2 594	1 625	1 598
7 WADDING,ETC.MACHINE USE	288 193	252 879	802 451	747 606	560 586	462 576
8 RUBBR,TXTL.YARN,CORD ETC	16 131	14 632	28 447	23 171	19 855	14 347
9 SPECIAL TEXTILE PRODUCTS	77 718	87 807	132 696	131 630	92 632	81 230
658 TEXTILE ARTICLES NES	465 776	445 207	908 214	874 997	635 259	540 805
1 SACKS,BAGS,TXTL.MATERIAL	73 535	67 148	47 702	39 066	33 347	24 071
2 TARPAILINS,SAILS,AWNINGS	50 311	56 319	79 401	92 412	55 776	56 605
3 BLANKETS,TRAVELLING RUGS	25 921	27 810	52 042	58 578	36 293	36 377
4 HOUSEHOLD LINENS	108 409	102 655	271 610	254 418	190 288	157 785
5 CURTAINS,OTH.FURNISHINGS	34 316	30 281	117 250	114 871	81 937	70 966
9 MADE-UP ARTICLS,TXTL.NES	173 284	160 994	340 209	315 652	237 618	195 001
659 FLOOR COVERINGS, ETC.	800 746	736 312	744 857	726 772	520 549	449 044
1 LINOLEUM ETC.	114 583	109 916	70 752	66 150	49 477	40 887
2 CARPETS ETC.KNOTTED	23 157	24 934	107 334	106 844	74 773	65 958
3 HAND-WOVEN RUGS	1 611	1 667	3 683	4 203	2 556	2 599
4 CARPETS ETC.TUFTED	386 622	431 589	385 778	408 536	269 862	252 312
5 CARPETS,ETC.WOVEN	60 443	60 333	64 491	66 627	45 109	41 342
6 CARPETS,ETC.NES	214 330	107 873	112 839	74 412	78 772	45 946
660 CPL IND PLANT CHAPTER 68	456	793	121	59	84	38
661 LIME,CEMENT,CONSTR.MATRL	34 157 853	31 950 607	654 278	609 968	457 484	379 047
1 QUICKLIME ETC.EXCL.522.6	8 703 485	6 375 269	118 871	85 959	82 938	53 304
2 PORTLAND CEMENT, ETC.	23 387 392	23 472 053	294 130	286 286	205 938	177 889
3 BUILDING STONE,WORKD.ETC	749 824	920 651	99 557	110 476	69 621	68 576
8 ASBESTOS-CEMNT.MATRL.ETC	1 317 152	1 182 634	141 720	127 247	98 987	79 278
662 CLAY,REFRCT.CONSTR.MATRL	14 488 324	14 589 171	1 710 299	1 663 837	1 195 923	1 029 638
3 REFRACTORY BRICKS ETC.	7 962 958	7 233 633	1 157 841	1 037 347	809 256	642 237
4 NON-REFRACTORY BRICK,ETC	6 525 366	7 355 538	552 458	626 490	386 667	387 401
663 MINERAL MANUFACTURES,NES	17 278 266	18 177 093	2 983 421	2 765 604	2 084 773	1 711 098
1 MILL,GRINDSTONES,ETC.	252 731	223 460	435 019	391 981	304 293	242 699
2 ABRASIVE CLOTHS,ETC.	458 314	375 975	479 562	445 108	334 737	276 001
3 NON-CERAMIC MINERAL MANF	13 103 053	14 220 789	727 838	692 013	509 129	429 136

4 IMPORTS AND EXPORTS (SPECIAL TRADE) BY GROUPS AND SUBGROUPS OF THE SITC-REV. III
4.2 EXPORTS

GROUP / SUBGROUP	1995 DT = 100 KG	1994	1995 1 000 DM	1994	1995 1 000 \$	1994
5 MINERL. INSULAT. PROD. NES	2 118 926	2 066 720	356 650	320 548	249 320	198 327
7 REFRACTORY CERAMIC GOODS	496 648	446 865	350 850	312 268	245 042	193 062
8 ASBESTOS MANF. FRIC. MTRL	142 339	112 163	251 384	225 947	175 196	139 540
9 ARTCLS. CERAMIC MATRL. NES	706 255	731 121	382 118	376 739	267 056	232 333
664 GLASS	10 929 629	10 752 723	2 569 686	2 379 096	1 793 638	1 472 054
1 GLASS, BULK, UNWRKD, WASTE	1 312 628	1 690 679	450 959	396 665	314 810	244 815
3 DRAWN, BLDWN GLASS, SHEETS	82 886	106 398	44 918	49 625	31 399	30 570
4 FLOAT, GROUND, PLSHD. GLASS	5 733 108	5 185 456	446 693	401 679	311 716	249 321
5 CAST, ROLLED GLASS, SHEETS	557 954	639 563	90 312	98 094	62 946	60 612
7 SAFETY GLASS	462 157	387 976	308 373	259 265	215 290	160 296
8 GLASS MIRRORS	300 821	362 652	281 822	257 916	196 924	159 874
9 GLASS, NES	2 420 075	2 380 065	946 609	915 852	660 553	566 566
665 GLASSWARE	9 470 679	8 815 091	1 774 935	1 709 552	1 240 819	1 058 804
1 CONTAINERS, OF GLASS	8 312 276	7 692 560	721 172	668 799	504 526	414 763
2 GLASSWARE, HOUSEHOLD ETC.	842 115	799 704	680 551	650 974	475 502	403 393
9 GLASS ARTICLES, NES	316 288	322 827	373 212	389 779	260 791	240 648
666 POTTERY	559 898	561 395	705 061	717 279	492 639	443 539
1 CERAMIC HOUSEHOLD ARTCLS	434 560	440 159	536 712	591 383	416 987	365 686
2 ORNAMENTAL CERAMIC ARTCL	125 338	121 236	108 349	125 896	75 652	77 853
667 PEARLS, PRECIOUS STONES	1 778	2 878	560 657	516 883	392 529	320 346
1 PEARLS	1	2	44 127	39 770	31 080	24 960
2 DIAMONDS, EXCL. INDUSTRIAL	-	-	184 688	191 889	129 234	82 078
3 PRECIOUS, SEMIPREC. STONES	1 408	2 463	298 147	310 440	208 662	191 698
4 SYNTH. ETC. PREC. STONES	369	413	33 695	34 784	23 553	21 610
671 PIG IRON, SPIEGELEISN, ETC	3 004 056	3 280 391	450 117	384 906	314 783	237 226
2 PIG IRON, ETC. PRIMRY. FORM	1 183 923	1 616 172	40 809	50 958	28 465	31 293
3 PELLETS, ETC. PIG IRON, ETC	387 968	293 467	72 833	56 764	50 944	35 140
4 FERRO-MANGANESE	93 372	153 683	11 805	17 378	8 239	10 600
5 OTHER FERRO-ALLOYS	1 338 793	1 217 069	324 670	259 806	227 141	160 187
672 INGOTS ETC. IRON OR STEEL	18 607 749	16 787 231	1 161 868	946 974	812 050	586 747
4 INGOTS OF IRON OR STEEL	263 877	142 689	26 493	17 501	18 559	10 841
6 SEMI-FINISH. IRON, STEEL	14 355 279	12 440 605	708 681	583 367	495 047	359 803
7 SEMI-FIN. IRON, ETC.. 25%+C	2 139 444	2 624 478	115 803	126 837	80 965	80 006
8 SEMI-FIN. ALLOY STL. 25%+C	1 849 149	1 579 459	310 891	219 269	217 479	136 097
673 FLAT-ROLLED IRON ETC.	62 595 161	64 728 601	5 195 438	4 679 351	3 630 975	2 898 190
1 FLAT, HOT-ROLLED, PROD. IRON	8 299 194	7 762 113	676 109	549 989	471 799	340 499
2 FLAT, HOT-ROLLED, PROD. IRON	30 227 121	30 658 427	2 248 542	1 910 277	1 571 981	1 184 737
3 FLAT, COLD-ROLLED, PROD. IRN	3 325 833	3 110 137	370 986	334 507	259 201	206 307
4 FLAT, COLD-ROLLED, PROD. IRN	20 313 772	22 819 714	1 806 415	1 806 637	1 262 722	1 118 422
5 FLAT-ROLLED, PROD. IRON NES	429 241	378 210	93 386	77 941	65 272	48 225
674 FLAT-ROLLED PLATED IRON	31 917 109	29 037 744	3 572 604	3 135 823	2 496 075	1 947 257
1 FLAT-ROLLED, IRON, ZINC PLT	21 009 583	19 130 845	2 050 473	1 750 659	1 432 070	1 087 644
2 FLAT-ROLLED, IRON, TIN PLTD	4 744 388	4 413 404	600 050	563 227	418 849	349 270
3 FLAT-ROLLED, IRON, PNTD, ETC	2 478 624	1 995 996	375 889	320 369	262 736	198 685
4 FLAT-ROLLED, IRN 600+MM, PLT	2 820 887	2 646 285	348 618	324 270	243 605	201 653
5 FLAT-ROLLED, IRN 600MM, PLT	863 627	851 214	197 574	177 298	138 815	110 005
675 FLAT-ROLLED, ALLOY STEEL	21 086 267	19 072 195	4 991 800	4 079 117	3 489 807	2 531 137
1 FLAT-ROLLED, SILC-ELEC. STL	3 910 953	3 661 462	467 064	433 916	326 622	268 877
2 FLAT-ROLLED, HI-SPEED STL	7 379	7 254	7 672	7 396	5 374	4 578
3 FLAT, HOT-ROLLED S. STEEL	6 991 827	7 116 521	1 940 500	1 786 121	1 357 321	1 108 091
4 FLAT, HOT-ROLLED, ALLOY STL	4 736 784	3 211 510	588 292	360 790	411 208	224 049
5 FLAT, COLD-ROLLED S. STEEL	3 859 527	3 671 684	1 613 428	1 181 822	1 127 387	733 255
6 FLT, COLD-ROLLED, ALLOY STL	1 379 095	1 021 875	251 071	194 104	175 386	120 792
7 FLAT-ROLLED, ALLOY STL. NES	201 702	381 889	123 773	114 968	86 509	71 495
676 IRON, STL. BAR, SHAPES ETC.	46 029 809	41 447 400	4 201 063	3 549 872	2 935 876	2 195 472
1 BAR, ROD IRON, HOT-FD, COIL	20 402 117	19 140 065	1 295 818	1 171 267	908 291	724 230
2 BAR, ROD IRON, STL. HOT-FD	4 960 170	5 356 675	570 937	502 329	399 693	310 497
3 BAR, ROD IRON, STL. COLD-FD	1 969 933	1 684 477	384 190	300 301	268 483	186 424
4 OTH. BAR, ROD IRON, STEEL	1 491 320	1 385 667	471 483	385 648	329 562	238 330
8 ANGLES, SHAPED, IRON, STEEL	17 206 069	13 880 516	1 478 635	1 190 327	1 029 847	735 991
677 RAILWAY TRACK IRON, STEEL	1 062 991	1 625 188	140 988	157 813	98 586	97 214
678 WIRE OF IRON OR STEEL	2 762 018	2 768 715	545 559	499 528	381 530	309 628
1 WIRE, IRON, NON-ALLOY STL	2 472 868	2 487 977	351 817	331 020	246 137	205 289
2 WIRE, S. STL, OTH. ALLOY STL	289 150	280 738	193 742	168 508	135 393	104 339
679 TUBES, PIPES, ETC. IRON, STL	24 713 726	25 294 764	5 155 274	4 655 304	3 601 474	2 882 694
1 TUBE, ETC. SEAMLESS, IRN. ST	11 427 116	10 387 267	2 181 370	1 743 932	1 525 244	1 080 408
3 OTH. TUBE, D406.4MM+, IR, ST	6 711 895	8 983 862	845 093	1 174 649	588 489	727 062
4 OTH. TUBE, PIPE, IRON, STEEL	5 348 221	4 795 089	1 070 845	855 228	748 834	528 930
5 TUBE, PIPE FTNGS, IRN. STL	1 226 494	1 128 546	1 057 966	881 495	738 907	546 294
681 SILVER, PLATINUM, ETC.	15 468	13 449	912 159	808 825	637 676	500 456
1 SILVER	15 064	13 144	326 570	310 082	228 700	192 364
2 PLATINUM	404	305	585 589	498 743	408 976	308 092
682 COPPER	8 475 428	8 026 031	5 234 913	4 421 424	3 654 038	2 742 847
1 COPPER; ANODES; ALLOYS	1 590 993	1 758 397	662 167	663 133	461 950	412 357
3 COPPER BARS, RODS, PROFILES	1 071 733	971 329	527 924	433 714	368 622	268 778
4 COPPER WIRE	2 250 098	1 878 499	1 168 912	860 675	815 268	535 225
5 COPPER PLATE, ETC. 15MM+TH	2 016 026	1 984 799	1 323 123	1 144 898	924 096	709 997
6 COPPER FOIL, POWDR, FLAKES	420 811	397 572	560 143	471 056	390 957	291 463
7 COPPER TUBE, PIPE, FITTINGS	1 125 767	1 035 435	992 644	847 948	693 145	525 027
683 NICKEL	313 707	258 096	572 085	451 352	398 924	277 719
1 NICKEL, NCKL. ALLOY, UNWRGT	166 283	111 373	197 703	113 476	137 827	69 210
2 NICKEL, NICKEL ALLOY, WRKD	147 424	146 723	374 382	337 876	261 097	208 509
684 ALUMINIUM	12 231 382	10 671 062	6 381 370	5 128 743	4 462 816	3 175 176
1 ALUM., ALUM. ALLOY, UNWRGHT	2 993 883	2 728 264	984 525	721 485	675 306	448 658
2 ALUMINIUM, ALUM. ALLOY, WRK	9 237 499	7 942 798	5 416 845	4 407 258	3 787 510	2 726 518
685 LEAD	805 614	1 048 988	119 620	131 283	83 395	80 536
1 LEAD, LEAD ALLOY, UNWRGHT.	622 847	868 028	73 140	88 423	50 986	53 950

4 IMPORTS AND EXPORTS (SPECIAL TRADE) BY GROUPS AND SUBGROUPS OF THE SITC-REV. III
4.2 EXPORTS

GROUP / SUBGROUP	1995 DT = 100 KG	1994	1995 1 000 DM	1994	1995 1 000 \$	1994
2 LEAD, LEAD ALLOYS, WORKED	182 767	180 960	46 480	42 860	32 409	26 586
686 ZINC	1 314 958	1 656 731	298 294	350 782	209 105	215 948
1 ZINC, ZINC ALLOY, UNWROUGHT	887 579	1 289 630	148 459	217 572	103 920	132 912
3 ZINC, ZINC ALLOYS, WORKED	427 379	367 101	149 835	133 210	105 185	83 036
687 TIN	33 075	37 325	34 967	35 822	24 323	22 114
1 TIN, TIN ALLOYS, UNWROUGHT	12 240	19 548	10 461	14 591	7 250	8 967
2 TIN, TIN ALLOYS, WORKED	20 835	17 777	24 506	21 231	17 073	13 147
689 MISC. NON-FERR. BASE METAL	207 293	187 913	334 550	285 811	233 638	176 852
1 TUNGSTEN, ETC. UNWROUGHT	51 076	61 435	131 746	112 628	91 938	69 629
8 COBALT, CADMIUM, ETC. UNWRT	53 244	51 615	112 683	100 598	78 660	62 256
9 BASE METAL NES, WST, SCRAP	102 973	74 863	90 121	72 585	63 040	44 967
691 METALLIC STRUCTURES NES	5 985 450	5 540 757	2 708 522	2 477 434	1 894 910	1 537 101
1 METAL STRUCTURES, PARTS	5 323 998	4 967 820	1 839 318	1 696 218	1 286 832	1 052 345
2 ALUMINIUM STRUCTURE, PRTS	661 452	572 937	869 204	781 216	608 078	484 756
692 CONTAINERS, STORAGE, TRNSP	2 577 996	2 587 432	1 519 823	1 470 720	1 063 120	911 242
1 RESERVOIR, TANKS, VATS, ETC	351 666	330 700	272 736	248 823	190 624	154 317
4 TANKS, CASKS, DRUMS, ETC.	2 226 330	2 256 732	1 247 087	1 221 897	872 496	756 925
693 WIRE PRODUCTS EXCL. ELECT	3 250 540	3 230 598	763 473	769 733	533 865	476 571
1 STRANDED WIRE, CABLE, ETC.	880 389	1 037 903	416 895	436 268	290 848	270 118
2 BARBED WIRE, ETC. IRON, STL	3 218	6 940	1 255	2 109	877	1 317
5 METAL FENCING, GAUZE ETC.	2 366 933	2 185 755	345 323	331 356	242 140	205 136
694 NAILS, SCREWS, NUTS, ETC.	2 530 234	2 248 032	2 191 276	1 855 841	1 530 894	1 148 247
1 NAILS, TACKS, ETC. IRON, STL	184 551	197 574	95 358	99 449	66 629	61 514
2 SCREWS, BOLTS, NUTS, IRN. ST	2 304 078	2 013 503	1 980 601	1 661 690	1 383 600	1 028 158
3 NAILS, TACKS, ETC. COPPER	32 186	28 714	89 639	72 718	62 665	44 985
4 NAILS, TACKS, ETC. ALUMINUM	9 419	8 241	25 678	21 984	18 000	13 590
695 TOOLS	1 090 210	1 070 675	4 395 737	4 114 327	3 071 740	2 546 067
1 HAND TOOLS	49 399	51 155	71 680	68 420	49 812	41 836
2 HAND SAW, FILE, RASP, ETC.	51 981	60 281	224 737	199 179	157 055	123 296
3 SPANNERS, WRENCHES, ETC.	42 198	40 163	110 784	92 395	77 321	57 129
4 HAND TOOLS, ETC. NES	198 622	182 159	447 588	403 834	312 794	249 466
5 SAW BLADES	119 807	108 532	351 264	322 655	245 375	199 671
6 KNIVES, CUTTING BLADES	461 368	472 056	2 807 274	2 649 085	1 961 801	1 640 107
7 TOOL SETS, RETAIL SALE	154 219	154 783	376 261	374 463	263 267	231 892
696 CUTLERY	207 719	195 330	1 002 975	1 007 911	700 676	624 034
3 RAZORS, RAZOR BLADES	116 040	109 226	506 268	507 527	353 587	314 001
4 SCISSORS, ETC.	8 672	9 620	79 784	79 950	55 736	49 532
5 OTH. ARTICLES OF CUTLERY	16 649	16 801	102 185	102 534	71 468	63 575
6 KNIVES, FORKS, SPOONS, ETC.	40 781	35 483	135 297	142 703	94 487	88 363
8 KNIVES, OTHER THAN 695.6	25 577	24 200	179 441	175 197	125 398	108 563
697 HOUSEHOLD EQUIPMENT, NES	755 949	782 683	926 935	950 114	647 412	587 484
3 DOM. COOK. HEAT. APP. N-ELEC	113 582	126 472	119 550	129 825	83 501	80 317
4 TBL. KITCHN. H. HOLD ART. NES	319 422	308 494	470 452	472 548	328 595	292 156
5 SANITARY WARE, PARTS NES	288 129	311 556	267 489	274 913	186 782	169 878
8 H. HOLD APPLIANCS, ETC. NES	34 816	36 161	69 444	72 828	48 534	45 133
699 MANUFACT. BASE METAL, NES	9 141 936	8 399 289	9 082 782	8 283 511	6 348 537	5 123 560
1 LOCKS, SAFES, STRONG BOXES	2 449 152	2 294 500	3 946 532	3 707 032	2 757 747	2 292 828
2 CHAIN, IRON, STEEL	255 899	261 542	168 990	144 838	117 707	89 583
3 PINS, NEEDLES, IRN. STL, ETC	81 932	77 347	200 143	204 317	139 802	126 051
4 SPRINGS, LEAVES, METAL	705 255	611 671	643 162	546 315	449 650	337 162
5 MISC. ARTICLES, BASE METAL	827 357	812 325	752 044	718 653	526 849	444 412
6 ARTICLES IRON, STEEL, NES	4 229 333	3 799 684	2 500 587	2 033 583	1 642 975	1 258 293
7 ARTICLES NES, COPPER, ETC.	565 818	519 993	871 896	797 201	609 716	493 245
8 ARTICLES COBALT, ETC., NES	10 605	12 562	91 103	92 128	63 312	57 003
9 ARTICLES TUNGSTEN, ETC. NES	16 585	9 085	58 325	40 443	40 779	24 983
700 CPL IND PLANT (84/85/87)	2 126 951	1 830 790	6 606 886	6 190 353	4 618 691	3 830 380
711 STEAM GENER. BOILERS, ETC.	233 607	201 271	305 563	284 556	214 294	175 416
1 STEAM, SUPER-HEAT BOILERS	98 082	84 491	117 741	102 200	82 437	63 577
2 AUX. BOILR PLANT, CONDENSER	29 180	16 748	45 521	31 144	31 792	19 164
9 PARTS FOR STEAM BOILERS	106 345	100 032	142 301	151 212	100 065	92 675
712 STEAM TURBINES	125 565	89 657	583 310	615 324	408 522	380 377
1 STEAM, VAPOUR TURBINES	22 558	22 311	142 592	146 096	99 798	90 562
8 PARTS FOR STEAM TURBINES	103 007	67 346	440 718	469 228	308 724	289 815
713 INTRNL COMBUS PSTN ENGIN	6 084 771	5 451 007	10 536 225	9 671 076	7 360 651	5 974 714
1 AIRCRAFT PISTON ENGINES	3 004	2 315	13 722	14 862	9 572	9 264
2 INTRNL COMB. ENGINE VEHCL	2 067 812	1 953 879	3 641 303	3 313 440	2 544 676	2 044 492
3 MARINE PISTON ENGINES	164 426	108 814	719 669	646 781	503 258	400 500
8 PISTON ENGINES, NES	643 655	627 413	1 039 021	1 011 934	725 557	624 633
9 PARTS, NES. IC. PISTON ENGS	3 205 874	2 758 586	5 122 510	4 684 059	3 577 588	2 895 825
714 ENGINES, MOTORS NON-ELECT	120 405	168 092	2 836 346	3 381 210	1 978 833	2 082 524
4 REACTION ENGINES	7 286	7 977	1 114 658	1 478 557	779 827	910 298
8 GAS TURBINES, NES	7 817	23 189	306 042	362 465	213 376	220 095
9 PARTS, JET, GASTURBINE ENG	105 302	136 926	1 415 646	1 540 188	985 830	952 131
716 ROTATING ELECTRIC PLANT	2 233 953	1 989 677	4 549 306	4 321 361	3 180 869	2 675 588
1 ELECTRIC. MOTORS<=37.5W	200 524	159 138	739 522	622 301	516 830	384 690
2 ELEC. MOTORS, GENERATORS. DC	209 653	183 073	678 428	606 216	474 149	375 331
3 ELEC. MOTORS, GENERATORS. AC	1 143 700	959 126	1 845 156	1 626 746	1 291 129	1 007 487
4 ELECT. ROTARY CONVERTERS	14 841	12 940	48 477	36 410	33 965	22 857
5 GENERATING SETS	126 454	223 553	409 679	680 993	286 159	421 650
9 PARTS, NES. ROT. ELEC. PLANT	538 781	451 847	828 044	748 695	578 637	463 773
718 OTH. POWR. GENRTNG. MACHNRY	345 917	311 278	1 797 339	1 716 220	1 255 182	1 055 590
1 HYDRIC. TURBINE, NTR. WHEEL	24 496	39 596	60 433	108 518	42 512	66 234
7 NUCLEAR REACTORS, PTS NES	4 238	4 732	513 053	606 796	357 718	369 554
9 ENGINES, MOTORS NES, PARTS	317 183	266 950	1 223 853	1 000 906	854 952	619 802
721 AGRIC. MACHINES, EX. TRACTR	2 103 296	2 031 674	2 668 111	2 509 324	1 869 969	1 547 995

4 IMPORTS AND EXPORTS (SPECIAL TRADE) BY GROUPS AND SUBGROUPS OF THE SITC-REV. III
4.2 EXPORTS

GROUP / SUBGROUP	1995 DT = 100 KG	1994	1995 1 000 DM	1994	1995 1 000 \$	1994
1 CULTIVATING MACHINERY, ETC	377 978	324 974	384 623	336 580	269 217	207 752
2 HARVESTING ETC. MACHINES	1 311 004	1 272 277	1 724 587	1 629 286	1 209 986	1 002 958
3 DAIRY MACHINERY ETC. PARTS	89 307	80 538	244 998	211 359	171 157	131 205
9 AGRIC. HORT. ETC. MACHS. NES	325 007	353 885	313 903	332 099	219 609	206 080
722 TRACTORS	1 990 702	1 724 051	2 373 532	2 061 971	1 662 958	1 278 642
3 TRACK-LAYING TRACTORS	348	456	295	521	212	301
4 WHEELED TRACTORS NES	1 990 354	1 723 595	2 373 237	2 061 450	1 662 746	1 278 341
723 CIVIL ENGINEERING EQUIP	4 117 303	3 609 883	4 518 053	4 095 019	3 159 750	2 530 412
1 SELF-PROPELLED DOZERS ETC	74 060	62 389	53 146	44 663	37 073	27 754
2 MECH. SHOVEL ETC. S-PROPLD	1 375 217	1 209 303	1 282 802	1 123 144	896 781	694 227
3 CONSTR. MINING MACHINRY ETC	423 692	384 827	523 911	473 875	367 022	292 711
4 CONST. & MINING MACHS. NES	490 648	403 543	955 924	831 717	668 976	512 650
9 PTS. NES, CVL. ENGINEGR. MACH	1 753 686	1 549 821	1 702 270	1 621 620	1 189 898	1 003 070
724 TEXTILE, LEATHER MACHINES	2 668 960	2 595 940	9 238 885	9 167 923	6 459 795	5 677 600
3 SEWING MACHINES, PARTS	113 305	119 001	943 645	931 520	659 905	575 309
4 SPINNING, EXTRUD. MACH. ETC	1 201 636	1 108 620	3 797 800	3 647 139	2 655 266	2 258 836
5 WEAVING, FELT MFG. MACH. ETC	640 416	645 545	1 980 410	2 039 347	1 385 167	1 264 354
6 AUX. TEXT. MACHS. PARTS, ETC	136 223	142 704	855 874	836 305	598 040	517 676
7 OTH. TEXTILE MACHINERY NES	410 408	424 863	1 206 857	1 276 406	844 271	790 704
8 SKIN, LEATHER WORKING MACH	54 769	59 466	163 676	162 165	114 291	100 577
9 PTS, TEXTILE, DOM WASHING MCH	112 203	95 741	290 623	275 041	202 855	170 144
725 PAPER, PULP MILL MACHINES	724 018	624 852	2 446 182	2 097 091	1 712 619	1 302 439
1 PAPER, PULP, MAKING MACHRY	136 981	142 548	284 030	327 328	198 821	202 285
2 OTH. PULP, PAPER, MAKING MCH	296 744	272 867	1 175 858	1 034 095	822 668	641 560
9 PARTS, PAPER MILL ETC. MCH	290 293	209 437	986 294	735 668	691 130	458 594
726 PRINTING, BOOKBINDING MACHS	1 488 626	1 298 181	6 351 510	5 552 569	4 447 030	3 440 380
3 TYPESETTING, MCH, TYPE ETC	132 764	130 038	381 747	420 133	266 873	260 315
5 OFFSET PRINTING MACHINERY	936 874	777 667	3 942 840	3 247 583	2 764 102	2 011 277
6 OTH. PRINTING, ANCILL. MACHS	152 573	165 271	850 576	868 413	593 664	538 885
8 BOOKBINDING MACHINERY, PRT	100 001	88 021	534 784	462 100	380 810	285 854
9 PART, TYPE, OFFSET, PRNT MCH	166 414	137 184	641 563	554 340	441 581	344 069
727 FOOD-PROCESS. MCH. NON DOM	451 003	449 675	1 780 369	1 738 393	1 245 390	1 077 361
1 GRAIN WORKING MACHS, PARTS	39 651	45 750	94 368	99 700	65 999	61 188
2 OTH. FOOD-PROC. MACH PARTS	411 352	403 925	1 686 001	1 638 693	1 179 391	1 016 173
728 OTH. MACH. PTS, SPCL. INDUST	4 923 627	4 330 250	14 766 785	13 263 765	10 328 942	8 211 852
1 MCH-TOOLS, SPECIAL. INDUST	637 635	675 601	1 842 200	1 820 859	1 289 653	1 128 743
3 OTH. MINERAL WORKING MACH	1 100 977	946 335	1 793 075	1 699 921	1 252 181	1 047 246
4 MACH. APPL. SPCL. INDUS NES	2 694 180	2 313 359	8 831 421	7 793 757	6 178 798	4 830 397
5 PARTS PUBLIC WRK MACH ETC	490 855	394 955	2 300 089	1 949 228	1 608 310	1 205 466
731 METAL REMOVAL WORK TOOLS	1 308 854	1 255 011	4 084 138	3 673 321	2 852 083	2 278 714
1 MACH. TOOLS, METAL REMOVAL	31 999	28 166	239 049	183 116	167 163	113 692
2 MCH-TL, WORKING MTL, NOLATHS	266 384	215 091	987 960	934 390	687 971	579 356
3 LATHES, METAL-WORKING	295 530	314 061	904 401	767 739	632 431	477 610
4 UNIT HEAD, DRILL, ETC. MACH	192 469	172 339	273 101	213 242	190 536	132 383
5 METAL MILLING MACHNS, ETC	166 205	162 889	399 439	379 151	279 189	233 696
6 MTL. SURFC. FINISHING TOOLS	207 215	193 986	842 296	795 341	588 587	492 037
7 MTL. SHAPING, CUTTING TOOLS	149 052	168 479	437 892	400 342	306 206	249 940
733 MACH-TOOLS, METAL-WORKING	857 041	845 593	1 933 898	1 806 732	1 359 693	1 120 606
1 METAL FORMING MACH. TOOLS	678 908	695 049	1 307 789	1 236 825	915 033	766 130
9 OTH. MACH-TOOL, METALWORKING	178 133	150 544	626 109	569 907	438 660	354 476
735 PARTS, NES, FOR MACH-TOOLS	443 191	331 498	1 822 436	1 530 379	1 274 163	948 542
1 WORK-HOLDERS, TOOL HOLDER	90 207	92 294	644 730	533 158	450 911	330 679
9 PARTS, NES, MCH-TOOL W. MTL	352 984	239 204	1 177 706	997 221	823 252	617 863
737 METALWORKING MACHINRY NES	1 180 218	1 188 002	2 372 096	2 052 802	1 658 440	1 269 677
1 FOUNDRY EQUIPMENT PTS NES	434 896	494 958	437 194	380 839	305 812	235 726
2 MTL-ROLLING MILLS, ROLLS	508 211	492 145	556 501	578 398	387 925	358 316
3 WELDING, BRAZING ETC. MACH	208 219	178 638	1 211 614	957 959	847 908	592 843
4 SOLDERING MACHINES ETC.	28 892	22 251	166 787	135 606	116 795	82 792
741 HEATING, COOLING EQUIP, PART	2 387 117	2 203 592	6 371 148	5 929 025	4 452 545	3 673 279
2 BURNERS, MECH. STOKERS ETC	90 025	98 764	435 832	465 482	304 483	288 011
3 INDUS. FURNACES ETC. PARTS	474 448	457 197	1 226 805	1 086 247	857 230	673 810
4 COMMRC. REFRIG EQUIP, PART	413 870	363 049	766 026	670 848	535 510	415 295
5 AIR CONDITIONING MCH, PTS	310 361	269 708	773 765	657 010	540 954	407 570
7 GAS GENRTR, AIR LIQUEFIER	292 965	277 501	704 780	738 146	491 884	457 145
8 OTH. TEMP. CHANGE MACH ETC	643 984	599 258	1 988 538	1 857 103	1 389 852	1 149 336
9 PART, NES, GAS GENRTR, PLNT	161 464	138 115	475 402	454 189	332 632	282 112
742 PUMPS FOR LIQUIDS, PARTS	1 385 747	1 264 365	6 545 160	6 021 087	4 573 246	3 727 886
1 PUMPS W. MEASURING DEVICE	23 913	24 802	96 666	97 249	67 661	60 556
2 FUEL PUMPS, IC, PISTON ENG	246 828	231 919	2 154 367	1 975 679	1 504 376	1 223 065
3 CONCRETE PUMPS	68 316	69 233	168 737	170 436	117 899	106 103
4 RECIPROCATING PUMPS, NES	169 007	147 459	866 482	746 791	605 825	463 572
5 ROTARY PUMPS, NES	183 148	163 495	1 000 058	917 427	698 614	567 338
6 CENTRIFUGAL PUMPS, NES	380 691	346 100	982 364	945 802	686 567	585 721
7 PUMPS, LIQUID ELEVATOR ETC	40 317	43 231	141 023	141 099	98 451	87 605
9 PARTS, PUMPS, LIQ. ELEVATOR	273 527	238 126	1 135 463	1 026 604	793 853	633 926
743 PUMPS NES, CENTRIFUGS ETC	2 827 792	2 409 856	7 875 020	7 057 256	5 505 541	4 367 551
1 AIR, VACUUM PUMP, COMPRESS	948 731	761 101	2 259 048	1 991 538	1 578 878	1 232 998
4 FANS, COOKER HOODS W. FAN	420 263	323 174	1 093 780	883 926	764 409	547 545
5 CENTRIFUGES NES	79 879	83 647	487 676	532 986	341 615	330 509
6 MACHS. FILTER GAS, LIQUIDS	822 538	746 396	2 318 076	2 094 603	1 620 876	1 295 507
8 PARTS, AIR PUMPS, FANS ETC	207 721	185 980	756 620	680 099	528 249	420 162
9 PART, CENTRIFUGE, FILT. ETC	348 660	309 558	959 820	874 104	671 514	540 830
744 MECHANICAL HANDLING EQUIP	4 437 921	3 781 565	6 400 203	5 462 317	4 477 700	3 379 962
1 WORK TRUCKS, TRACTORS, ETC	1 356 272	1 137 535	1 391 834	1 160 454	973 524	718 326
2 PULLEY TACKLE, WINCHS, ETC	124 570	111 881	273 760	270 435	191 500	166 680
3 DERRICKS; CRANES ETC.	706 195	586 864	637 331	571 621	446 551	353 864
4 JACKS, HOISTS FOR VEHICLE	306 247	282 514	264 685	244 138	184 920	151 215
7 GOODS ETC. ELEVATORS ETC.	507 733	399 916	1 091 096	909 826	763 477	564 403
8 LIFTING ETC. MACHINES NES	587 546	498 072	1 161 757	1 002 734	812 796	618 561
9 PARTS, HOISTS, LIFTS EQUIP	849 358	764 783	1 579 740	1 303 109	1 104 932	806 913
745 OTH. NONELEC MCH, TOOL, NES	1 819 069	1 713 022	8 035 862	7 816 808	5 619 282	4 835 054

4 IMPORTS AND EXPORTS (SPECIAL TRADE) BY GROUPS AND SUBGROUPS OF THE SITC-REV. III
4.2 EXPORTS

GROUP / SUBGROUP	1995 DT = 100 KG	1994	1995 1 000 DM	1994	1995 1 000 \$	1994
1 NON-ELEC HAND TOOL,PARTS	96 284	97 088	639 722	660 324	446 864	408 864
2 INDUS WASHNG,BOTTLING MCH	648 997	655 959	4 553 007	4 464 376	3 183 205	2 764 146
3 WEIGHING MCH,WEIGHTS,PTS	106 724	105 567	524 537	506 112	366 397	313 113
6 SPRAYING MACHINERY ETC.	701 918	601 511	1 864 247	1 688 774	1 305 060	1 041 262
9 OTH.NON-ELECT MACH,PARTS	265 146	252 897	454 349	497 222	317 756	307 669
746 BALL OR ROLLER BEARINGS	1 340 319	1 076 548	3 160 494	2 563 189	2 208 022	1 585 931
1 BALL BEARINGS	380 910	311 148	1 132 990	879 526	790 489	543 144
2 TAPERED ROLLER BEARNG ETC	275 549	213 779	546 505	447 639	381 948	276 999
3 SPHERICAL ROLLER BEARNGS	90 502	76 710	203 529	167 308	142 497	103 918
4 NEEDLE ROLLER BEARINGS	52 333	43 751	297 631	249 336	207 826	154 215
5 OTHER CYL.ROLLER BEARING	139 117	124 684	467 009	397 626	326 710	246 568
8 OTHR.BALL,ROLLER BEARING	30 198	25 060	120 801	98 233	84 467	60 972
9 PARTS,BALL,ROLLER BEARING	371 710	281 416	392 029	323 521	274 085	200 115
747 TAPS,COCKS,VALVES,ETC.	1 289 020	1 220 265	5 395 041	4 912 162	3 767 721	3 038 444
1 PRESSURE-REDUCING VALVES	39 755	37 942	321 939	258 651	224 422	159 879
2 OLEOHYDRAULIC ETC.VALVES	122 764	112 455	1 045 862	906 743	729 835	561 635
3 CHECK VALVES	37 289	34 306	134 991	126 194	94 335	77 950
4 SAFETY, RELIEF VALVES	32 772	29 296	197 991	169 622	138 381	105 040
8 TAPS,COCKS,VALVE ETC.NES	866 292	830 614	3 033 314	2 864 839	2 119 414	1 771 254
9 PARTS FOR TAPS,COCKS,ETC	190 148	175 656	660 944	586 113	461 334	362 686
748 TRANSMISSIONS SHAFTS ETC	3 504 284	3 044 757	5 152 586	4 467 541	3 599 988	2 764 454
1 TRANSMISSN SHAFTS,CRANKS	1 206 396	1 119 603	839 413	766 203	581 862	473 538
2 BEARNG HOUSNG,SHT BRNGS	252 001	205 249	712 372	636 193	497 669	394 550
3 ARTICULAT LINK CHAIN,PTS	233 343	205 682	257 832	224 220	179 893	138 520
4 GEAR,GEAR BOX,PARTS,ETC.	669 163	553 192	1 515 807	1 294 499	1 060 098	801 524
5 FLYWHEELS AND PULLEYS	279 177	214 553	252 159	202 254	176 053	125 347
6 CLUTCHES,SHAFT COUPLINGS	109 391	86 884	403 181	351 146	281 535	217 254
9 PART,NES,SHAFTS,ETC.	754 813	659 594	1 177 822	991 026	822 878	613 721
749 NON-ELECT MACH,PARTS,ETC	857 922	981 230	3 306 031	3 107 942	2 308 839	1 916 855
1 MOULDNGS FOR MTL.FOUNDRY	265 042	270 489	1 234 787	1 389 819	861 222	857 591
2 GASKETS,ETC.	53 337	49 947	444 929	428 168	310 811	264 830
9 MACH PARTS,NON-ELECT NES	539 543	660 794	1 626 315	1 289 955	1 136 806	794 434
751 OFFICE MACHINES	351 425	312 794	1 941 702	1 684 027	1 355 225	1 041 514
1 TYPEWRITRS,WD-PROC MACHS	20 297	21 711	95 227	102 277	66 564	63 138
2 CALCULATNG,ACCTG,ETC.MCH	18 959	18 620	192 050	152 585	132 516	94 424
3 PHOTO,THERMOCOPY APPARAT	185 161	159 544	955 203	836 425	667 179	516 674
9 OTHER OFFICE MACHINE NES	127 008	113 019	699 222	592 740	488 966	367 278
752 AUTOMATC.DATA PROC.EQUIP	729 271	573 114	10 582 204	9 246 654	7 390 083	5 722 112
1 ANALOG OR HYBRID COMPUTR	35	125	1 140	4 519	795	2 846
2 DIGITAL COMPUTERS	29 123	38 876	1 333 907	1 237 251	933 578	766 394
3 DIGTL PROC,STORAGE UNITS	175 291	115 806	3 356 239	2 862 855	2 344 932	1 771 099
6 INPUT OR OUTPUT UNITS	400 209	333 207	3 087 271	2 801 920	2 155 110	1 731 063
7 STORAGE UNITS,DATA PROC.	97 501	64 539	2 344 879	1 856 595	1 635 233	1 151 360
9 DATA PROC EQUIPMENT,NES	27 112	20 561	458 768	483 514	320 435	299 350
753 PARTS,FOR OFFICE MACHINS	409 353	340 588	6 025 932	5 099 282	4 206 336	3 157 249
1 PARTS,OF COPYING MACHINE	140 471	148 523	562 125	560 837	392 765	346 288
9 PARTS,DATA PROC. ETC.MCH	268 882	192 065	5 463 807	4 538 445	3 813 571	2 810 961
761 TELEVISION RECEIVERS ETC	687 481	653 633	1 590 541	1 565 065	1 108 956	972 324
1 COLOUR TELEVISN RECEIVER	684 932	650 213	1 571 602	1 539 997	1 095 742	956 948
2 BLACK,WHITE TV RECEIVERS	2 549	3 420	18 939	25 068	13 214	15 376
762 RADIO-BROADCAST RECEIVER	96 377	94 641	701 558	635 855	488 754	392 924
1 MOTOR VEH.RADIO RECEIVER	43 027	35 633	505 615	438 029	352 689	270 415
2 PORTABLE RADIO RECEIVERS	16 211	20 844	60 298	72 811	41 752	45 229
8 OTHER RADIO RECEIVERS	37 139	38 164	135 645	125 015	94 313	77 281
763 SOUND RECORDER,PHONOGRPH	203 739	187 491	1 338 820	1 436 299	934 431	892 699
3 TURNABLES,RECORD PLAYER	5 885	7 617	21 543	29 366	14 979	18 103
8 SOUND,VIDEO RECORDNG ETC	197 854	179 874	1 317 277	1 406 933	919 452	874 596
764 TELECOMM.EQUIP.PARTS NES	768 508	795 018	12 356 302	11 162 164	8 636 833	6 924 381
1 LINE TELEPHONE ETC.EQUIP	194 292	183 750	3 379 600	3 154 971	2 358 612	1 953 613
2 MICROPH.LOUDSPKRS,AMPLIF	149 965	134 912	404 145	376 946	282 662	233 166
3 TV,RADIO TRANSMITTERS ETC	57 888	43 683	3 644 635	2 288 900	2 550 243	1 431 271
8 TELECOMMUN.EQUIPMENT,NES	11 038	10 753	563 242	554 365	392 989	343 396
9 PARTS,TELECOMMUN. EQUIPT	355 325	421 920	4 364 680	4 786 982	3 052 327	2 962 935
771 ELECT POWER MACHNY,PARTS	1 143 266	1 097 436	3 397 639	2 814 643	2 333 457	1 743 635
1 TRANSFORMERS, ELECTRICAL	366 880	384 658	718 927	718 958	502 293	445 227
2 OTH.ELEC POWER MACH,PART	776 386	712 778	2 618 712	2 095 685	1 831 164	1 298 408
772 ELEC SWITCH.RELAY.CIRCUT	2 539 553	2 230 413	15 506 070	13 947 895	10 838 237	8 625 552
2 PRINTED CIRCUITS	43 109	32 188	653 601	810 125	456 559	496 396
3 ELECTRIC RESISTORS,PARTS	44 273	44 448	538 679	539 599	376 414	334 138
4 SWITCH.APPARATUS,1000V+	110 681	99 654	753 455	642 810	526 162	399 580
5 SWITCH.APPARATUS,<1000V	1 131 515	1 008 281	7 707 008	6 814 240	5 385 452	4 214 545
6 ELEC.CONTROL PANELS ETC.	220 061	202 023	2 014 362	2 014 222	1 596 158	1 246 981
8 PARTS,ELECTRC.PANELS ETC	989 914	843 819	3 569 965	3 126 839	2 497 492	1 933 912
773 ELECTR DISTRIB.EQPT NES	3 035 764	2 590 361	4 159 370	3 454 801	2 907 185	2 141 814
1 INSULTD WIRE,ETC.CONDUCTR	2 738 163	2 334 594	3 429 259	2 877 194	2 396 188	1 783 263
2 ELECTRC.INSULATING EQUIP	297 601	255 767	730 111	577 607	510 997	358 651
774 ELECTRO-MEDCL,XRAY EQUIP	172 637	160 909	3 814 648	3 597 127	2 666 033	2 228 421
1 ELECTRO-MEDICAL EQUIPMNT	47 223	41 005	1 130 130	1 032 147	789 312	639 297
2 X-RAY APPARATUS ETC.PART	125 414	119 904	2 684 518	2 564 980	1 876 721	1 589 124
775 DOM.ELEC,NON-ELEC.EQUIPT	4 358 436	4 306 134	6 717 250	6 577 341	4 694 705	4 071 293
1 HOUSEHOLD LAUNDRY EQUIPT	1 173 093	1 217 964	1 182 813	1 256 367	825 964	776 363
2 DOM.REFRIGERATRS,FREEZRS	762 224	742 922	805 468	794 110	563 226	494 212
3 DOMESTIC DISHWASHING MACH	884 103	828 701	949 364	902 191	664 104	557 590
4 ELEC.SHAVERS,CLIPPERS,PTS	32 758	27 772	650 430	540 979	454 489	335 408
7 DOM.ELECT-MECHANICL APPL	468 293	433 181	1 113 038	1 018 655	778 063	630 021
8 ELECTRO-THERMIC APPL NES	1 037 965	1 055 594	2 016 137	2 065 039	1 408 859	1 277 699
776 TRANSISTORS,VALVES,ETC.	937 137	929 788	11 449 881	9 596 096	8 003 380	5 943 023
1 TV PICTURE TUBES,CRT,ETC	695 003	747 705	739 526	753 325	518 290	465 136
2 OTH.ELECTRONC VALV,TUBES	111 835	55 243	291 522	262 171	203 505	162 244

4 IMPORTS AND EXPORTS (SPECIAL TRADE) BY GROUPS AND SUBGROUPS OF THE SITC-REV. III
4.2 EXPORTS

GROUP / SUBGROUP	1995 DT = 100 KG	1994	1995 1 000 DM	1994	1995 1 000 \$	1994
3 DIODES, TRANSISTORS ETC.	57 415	49 226	1 595 879	1 325 145	1 116 009	819 864
4 ELECTRONIC MICROCIRCUITS	47 179	39 557	8 297 423	6 959 818	5 798 146	4 312 452
8 ELCTRN COMP PTS, CRYSTALS	25 705	38 057	525 531	295 637	367 430	183 327
778 ELECTRIC, MACH. APPART. NES	5 473 604	4 967 487	16 016 395	13 439 444	11 191 987	8 315 134
1 BATTERIES, ACCUMULATORS	1 495 582	1 387 464	1 358 494	1 217 429	948 805	753 485
2 ELECTRIC LAMPS, BULBS ETC	499 752	468 120	1 839 933	1 780 272	1 283 468	1 099 316
3 AUTOMOTIVE ELECTRIC EQUIP	1 273 079	1 069 160	3 365 736	2 938 464	2 347 939	1 816 853
4 ELECTRO-MECH. HAND TOOLS	412 284	397 368	1 520 111	1 465 117	1 061 053	907 007
6 ELECTRICAL CAPACITORS	73 329	70 335	692 606	619 331	483 764	383 664
7 ELEC MCH WTH INDIV FUNCT	161 862	153 300	1 785 508	1 429 767	1 235 220	883 921
8 ELECT MACHINERY, EQUIP, NES	1 557 716	1 421 740	5 474 007	3 989 064	3 831 738	2 470 888
781 PASS. MOTOR VEHCLS. EX. BUS	31 631 357	29 554 173	69 537 149	68 178 445	48 602 427	42 226 020
1 SNOW VEHCL, GOLF CARS ETC	269	353	527	739	362	449
2 PASS. TRANSPORT VEHICLES	31 631 088	29 553 820	69 536 622	68 177 706	48 602 065	42 225 571
782 GOODS, SPCL TRANSPORT VEH	6 705 754	6 216 146	8 728 720	7 530 105	6 110 611	4 660 937
1 GOODS VEHICLES	5 678 776	5 369 003	7 358 762	6 331 758	5 151 983	3 922 350
2 SPECIAL PURPOSE VEHICLES	1 026 978	847 143	1 369 958	1 198 347	958 628	738 587
783 ROAD MOTOR VEHICLES NES	3 267 296	2 367 024	5 950 099	3 692 004	4 171 928	2 286 209
1 PUB-TRANSPORT PASS VEHCL	577 514	668 153	909 819	1 142 880	635 564	699 851
2 ROAD TRACTOR, SEMITRAILER	2 689 782	1 698 871	5 040 280	2 549 124	3 536 364	1 586 358
784 PARTS, TRACTORS, MOTOR VEH	23 233 142	21 293 995	31 397 633	28 741 898	21 931 557	17 778 368
1 MOTOR VEHICLE CHASSIS	344 929	266 176	629 463	535 447	440 443	332 180
2 MOTOR VEHICLE BODIES	184 253	118 430	249 218	179 685	174 151	111 532
3 OTHER PARTS, MOTOR VEHCL	22 703 960	20 909 389	30 518 952	28 026 766	21 316 963	17 334 656
785 CYCLES, MOTORCYCLES ETC.	285 993	275 768	784 115	709 442	548 255	435 570
1 MOTORCYCLES ETC.	74 997	60 397	409 804	303 399	286 114	186 095
2 BICYCLES ETC. NON-MOTORZD	46 957	47 007	78 628	82 727	55 284	50 173
3 INVALID CARRIAGES, PARTS	164 039	168 364	295 683	323 316	206 857	199 302
786 TRAILERS, SEMI-TRAILR, ETC	3 217 670	3 028 105	2 537 440	2 287 609	1 775 701	1 415 563
1 HOUSING, CAMPING, TRAILERS	251 560	274 272	408 653	427 961	285 469	264 017
2 TRAILERS, TRANSPORT GOODS	1 111 660	1 008 469	780 855	593 833	546 476	366 600
3 TRANSPORT CONTAINERS	94 068	80 838	61 866	51 481	43 029	31 794
8 OTH. NONMOTR VEH, TRLR PTS	1 760 382	1 664 526	1 286 066	1 214 334	900 727	753 152
791 RAILWAY VEHICLES, EQUIPNT	986 773	1 722 946	1 807 672	3 380 861	1 261 531	2 091 421
1 ELEC. LOCOS NON-SELF-GENR	7 200	13 086	2 131	14 799	1 491	9 452
2 OTHR. LOCOMOTIVES, TENDERS	41 372	64 395	71 104	114 980	49 017	71 033
6 SLF-PROP. RAIL, TRAM, COACH	29 537	224 168	86 000	583 382	60 720	356 123
7 RAIL, TRAM, COACH, ETC. N. SP	250 102	694 022	725 571	1 748 128	507 047	1 088 744
8 RAIL, TRAM, FRGHT CARS ETC	298 281	310 963	243 446	221 033	169 257	134 448
9 RAIL. TRACK FIXTURES, PRTS	360 280	416 312	679 407	698 479	473 990	431 621
792 AIRCRAFT, ASSOCTD. EQUIPNT	165 601	162 893	12 922 500	13 697 636	9 015 187	8 441 248
1 HELICOPTERS	399	654	133 398	59 175	93 429	37 143
2 AIRCRAFT ETC. ULW <=2000KG	875	919	22 270	23 597	15 502	14 673
3 AIRCRAFT, ULW 2001-15000KG	6 747	5 122	490 238	262 558	344 192	166 010
4 AIRCRAFT ETC. ULW >15000KG	65 648	62 753	6 450 189	7 406 818	4 497 914	4 548 846
5 SPACECRAFT ETC. LAUNCH VEH	918	1 186	708 369	320 458	496 881	198 816
6 AIRCRAFT NES, ASSOC EQUIP	1 712	911	15 631	22 292	11 012	13 786
9 PARTS, NES, AIRCRAFT, EQUIP	88 702	91 348	5 102 405	5 602 738	3 556 257	3 461 974
793 SHIP, BOAT, FLOAT, STRUCTRS	3 442 640	8 270 417	3 652 316	2 890 104	2 591 592	1 765 623
1 YACHTS, SPORTS VESSELS, ETC	37 267	49 167	128 882	202 383	90 987	123 911
2 SHIPS, BOATS, OTHR. VESSELS	3 073 419	3 314 779	3 482 387	2 299 520	2 472 184	1 399 995
3 VESSELS, OTH. FLOAT. STRUCT	263 260	4 557 614	5 615	126 619	3 721	79 332
5 SPEC. PURPOSE VESSELS ETC	36 644	278 402	14 669	229 494	10 116	142 490
7 TUGS AND PUSHER CRAFT	24 876	57 144	4 457	7 221	3 177	4 603
9 OTHR. FLOATING STRUCTURES	7 174	13 311	16 306	24 867	11 407	15 292
800 CPL IND PLANT CHAP 90/94	23 980	22 386	305 192	244 978	213 125	150 537
811 PREFABRICATED BUILDINGS	500 811	450 175	218 258	129 249	153 228	80 180
812 PLUMBNG, SANITRY, EQPT, ETC	1 359 291	1 351 502	1 427 244	1 433 504	996 331	887 921
1 BOILRS, RADIATR, ETC. N. EL	1 171 499	1 145 035	1 255 436	1 261 416	876 062	781 925
2 CERAMIC PLUMBNG FIXTURES	187 792	206 467	171 808	172 088	120 269	105 996
813 LIGHTING FIXTURES ETC. NES	554 983	556 798	1 444 192	1 445 866	1 008 971	894 155
1 LAMPS, LIGHT FITTINGS NES	420 070	417 932	1 159 513	1 157 762	810 043	715 984
2 ILLUMINATED SIGNS ETC.	18 841	11 413	44 539	34 868	31 152	21 538
8 PARTS, PORTABLE ELEC LAMP	4 028	555	4 229	2 804	2 956	1 713
9 PARTS, LIGHT FITTING, SIGNS	112 044	126 898	235 911	250 432	164 820	154 920
821 FURNITURE, CUSHIONS, ETC.	8 028 693	7 725 021	6 508 874	6 270 092	4 548 889	3 876 302
1 CONVERTIBLE SEATS, PARTS	1 659 353	1 566 238	2 215 548	2 106 378	1 547 920	1 300 308
2 MATTRESSES, ETC.	259 132	241 573	324 964	310 744	226 783	192 381
3 METAL FURNITURE NES	964 496	855 709	687 998	650 347	480 837	402 252
5 FURNITURE, NES, OF WOOD	4 262 170	4 245 084	2 647 303	2 626 963	1 850 352	1 626 150
7 FURNITURE NES, OTHR. MATRL	94 545	107 058	118 360	133 975	82 717	82 367
8 PARTS, MTL, WOOD FURNITURE	788 997	709 359	514 701	441 685	360 280	272 844
831 TRUNK, SUIT-CASES, BAG, ETC	119 011	117 234	587 774	574 140	410 909	354 791
1 HANDBAGS, NES	11 025	12 790	145 050	171 382	101 406	105 645
2 TRUNKS, SUIT-CASES, ETC.	40 366	43 163	122 385	121 722	85 391	75 077
3 TRAVEL SET, TOILT, SEW, ETC	2 961	2 355	7 798	6 655	5 408	4 158
9 TRAVEL GOODS NES	64 659	58 926	312 541	274 381	218 704	169 911
841 MENS, BOYS CLOTHING, X-KNIT	265 800	240 969	2 212 688	2 167 831	1 538 012	1 338 192
1 OVERCOATS, OUTERWEAR, ETC.	39 311	37 696	343 643	347 897	237 855	217 682
2 SUITS AND ENSEMBLES	30 652	23 832	383 264	356 107	266 109	219 319
3 JACKETS AND BLAZERS	35 978	36 193	426 366	459 493	295 885	283 033
4 TROUSERS, BREECHES, ETC.	103 564	95 762	698 524	682 581	485 860	420 130
5 SHIRTS	52 910	44 864	345 238	308 695	241 328	189 981
6 UNDERWEAR, NIGHTWEAR ETC.	3 385	2 622	15 653	13 058	10 975	8 047
842 WOMEN, GIRL CLOTHING, XKNIT	298 472	297 302	4 041 561	4 083 687	2 801 799	2 511 335

4 IMPORTS AND EXPORTS (SPECIAL TRADE) BY GROUPS AND SUBGROUPS OF THE SITC-REV. III
4.2 EXPORTS

GROUP / SUBGROUP	1995 DT = 100 KG	1994	1995 1 000 DM	1994	1995 1 000 \$	1994
1 OVERCOATS,OTH.COATS ETC.	50 654	44 475	517 485	512 119	358 473	321 137
2 SUITS AND ENSEMBLES	17 348	14 039	308 271	260 002	213 489	159 155
3 JACKETS	40 665	41 126	746 072	761 669	516 950	469 940
4 DRESSES	21 314	16 666	331 469	278 471	230 455	168 619
5 SKIRTS & DIVIDED SKIRTS	49 215	51 405	656 140	694 629	454 578	425 861
6 TROUSERS, BREECHES ETC.	68 866	75 437	641 022	705 529	445 012	432 959
7 BLOUSES, SHIRT-BLOUSE, ETC.	43 872	45 725	799 441	825 083	553 797	504 949
8 UNDERWEAR, NIGHTWEAR ETC.	6 538	8 429	41 661	46 185	29 045	28 715
843 MENS, BOYS CLOTHING, KNIT	47 852	40 277	210 270	193 999	146 631	119 712
1 OVERCOATS, OUTERWEAR ETC.	1 028	1 333	12 051	114 480	8 349	8 336
2 SUITS, JACKETS, TROUSERS, ETC.	6 331	5 260	29 084	29 500	20 245	18 224
7 SHIRTS, MENS BOYS, KNIT	13 581	8 747	63 657	46 543	44 483	28 506
8 UNDERWEAR, NIGHTWEAR ETC.	26 912	24 937	105 478	104 470	73 554	64 646
844 WOMEN, GIRLS CLOTHING, KNIT	106 918	101 309	709 035	671 762	493 438	414 629
1 OVERCOATS, OTH. COATS ETC.	1 593	1 759	14 381	16 433	9 954	10 320
2 SUITS, DRESSES, SKIRTS ETC.	39 532	35 622	329 154	305 153	228 955	188 324
7 BLOUSES, SHIRT-BLOUSE, ETC.	7 390	7 556	68 828	65 116	47 763	39 517
8 UNDERWEAR, NIGHTWEAR ETC.	58 403	56 372	296 672	285 060	206 766	176 468
845 OTHR. TEXTILE APPAREL, NES	311 981	278 550	2 150 040	2 090 367	1 496 071	1 292 920
1 BABIES' GARMENTS, CLTHS ACC	13 328	20 392	88 685	114 329	61 592	70 224
2 GARMENT, FELT, TXTL FABRIC	10 218	8 102	96 009	65 532	66 781	40 845
3 JERSYS, PULLOVERS, ETC. KNIT	109 570	106 117	871 761	900 652	605 749	562 212
4 T-SHIRTS, OTHR. VESTS, KNIT	110 231	81 322	449 338	385 678	312 945	235 198
5 BRASSIERES, CORSETS, ETC.	21 183	22 476	246 183	248 143	172 110	153 352
6 SWIMWEAR	6 615	4 992	102 412	87 381	71 317	52 531
8 OTH. GARMENTS, NOT KNITTED	28 419	23 946	214 700	217 055	149 234	134 321
9 OTHER GARMENTS KNITTED	12 417	11 203	80 952	71 537	56 343	44 237
846 CLOTHING ACCESSORS, FABRIC	165 461	187 014	794 447	871 994	554 594	539 809
1 ACCESSORIES, NOT KNITTED	52 180	52 002	339 150	355 191	237 070	220 475
2 HOSIERY, ETC. KNITTED	74 088	88 119	330 255	382 287	230 286	236 050
9 OTH. MADE-UP CLOTH. ACCESS	39 193	46 893	125 042	134 516	87 238	83 284
848 CLOTHING, NONTXLT; HEADGEAR	124 080	126 829	673 734	729 839	469 490	452 425
1 LEATHER APPAREL, ACCESSORS	31 554	33 234	292 444	322 865	203 202	200 179
2 PLASTIC, RUBBER, APPAREL, ETC.	74 542	74 950	162 583	165 923	113 727	102 366
3 ARTICLES, ACCESSORIES, FUR	3 581	3 782	125 235	148 056	87 291	92 350
4 HEADGEAR, FITTINGS, NES	14 403	14 863	93 472	92 995	65 270	57 540
851 FOOTWEAR	532 235	593 006	2 078 588	2 170 295	1 449 984	1 336 319
1 FOOTWEAR, W. METAL TOE-CAP	12 471	12 697	50 326	46 564	35 110	28 718
2 SPORTS FOOTWEAR	45 625	61 382	183 855	219 235	128 949	133 821
3 FOOTWEAR, NES, RUBBER, PLST	52 202	51 365	125 293	119 097	87 458	73 291
4 OTH. FOOTWEAR, LTHR. UPPERS	240 114	261 846	1 278 334	1 325 811	890 676	817 123
5 OTH. FOOTWEAR, TEXTILE UPPR	31 552	35 348	94 572	98 955	66 052	60 765
7 FOOTWEAR, NES	1 918	3 500	6 437	8 023	4 478	4 942
9 PARTS FOOTWEAR, ETC.	148 353	166 868	339 771	352 610	237 261	217 659
871 OPTICAL INSTRUMENTS, NES	31 675	31 068	1 086 552	1 105 433	759 264	683 797
1 BINOCULARS, TELESCOPE ETC	3 759	3 585	96 444	88 531	67 465	54 788
3 NON-OPTIC. MICROSCOPE ETC	1 081	1 197	61 370	57 877	43 046	35 929
4 COMPOD OPTIC. MICROSCOPES	9 173	9 994	388 490	418 979	271 476	257 860
9 LIQ. CRYSTAL DEVS; LASERS	17 662	16 292	540 248	540 046	377 277	335 220
872 MEDICAL INSTRUMENTS NES	340 093	314 958	3 849 651	3 750 143	2 692 469	2 319 944
1 DENTAL INSTRUMENTS NES	23 177	24 827	579 452	672 037	404 960	415 948
2 OTHR. MEDICAL INSTRUMENTS	231 635	214 497	2 744 513	2 597 031	1 919 983	1 606 197
3 THERAPEUTIC APPARATUS	37 101	33 115	298 576	294 410	208 775	182 091
4 MEDICAL, BARBER'S FURNITRE	48 180	42 519	227 110	186 665	158 751	115 708
873 METERS, COUNTERS, NES	133 208	129 862	940 284	879 613	657 203	544 591
1 GAS, LIQUID, ELECTRIC METERS	99 221	100 113	390 726	399 045	273 548	246 989
2 REV. COUNTERS, METERS ETC.	33 987	29 749	549 558	480 568	383 655	297 602
874 MEASURE, CONTROL INSTRMNT	695 843	649 820	12 029 096	11 378 678	8 405 537	7 043 548
1 COMPASSES, SURVEY INSTRMNT	17 653	19 674	515 003	567 655	359 963	350 872
2 DRAWING, MEASURG. INSTRMNT	235 285	220 472	2 990 115	2 817 907	2 089 607	1 742 252
3 GAS, LIQ. MEAS. CONTRL. INST	101 967	91 466	1 355 691	1 248 869	947 523	772 689
4 INSTRUMENTS, ANALYSIS ETC	83 534	76 816	2 283 505	2 126 100	1 596 493	1 315 469
5 MEAS. CONTRL. SCI. INST. NES	64 300	64 330	943 260	910 269	659 411	564 714
6 AUTOMATIC CONTROL INSTRMT	155 732	141 510	2 391 859	2 223 606	1 669 751	1 377 724
7 OSCILLOSCOPES, ETC.	30 205	28 110	1 425 970	1 358 636	996 223	841 974
9 PARTS, MACH. INSTRMNT, NES	7 167	7 442	123 693	125 636	86 566	77 854
881 PHOTOGRAPH APPAR. ETC. NES	129 483	114 745	1 367 629	1 356 095	954 498	838 390
1 CAMERAS, FLASH EQUIPT, ETC	23 478	24 853	443 812	512 735	310 699	317 764
2 CINE. CAMERAS, PROJECT. ETC	3 054	2 976	109 703	109 891	76 706	67 819
3 PHOTO. CINE. EQUIPMENT NES	102 951	86 916	814 114	733 469	567 093	452 807
882 PHOTO. CINEMATOGRPH. SUPPL	1 968 479	1 933 293	3 113 667	3 238 327	2 178 096	2 000 832
1 PHOTO CHEM. GOODS, RETAIL	520 611	521 440	518 625	516 035	362 576	319 094
2 PHOTO FILM FLAT UNEXPOSED	389 673	426 881	697 547	738 521	488 617	492 881
3 PHOTO FILM ROLL UNEXPOSED	186 764	174 412	913 808	920 579	639 496	567 035
4 PHOTO PAPER ETC. UNEXPOSED	869 617	806 991	896 343	900 838	626 821	558 335
5 PHOTO FILM, EXPOSED, UNDEVD	271	302	3 374	3 956	2 341	2 459
6 PHOTO FILM, EXPOSED, DEVD	1 543	3 267	83 970	98 398	58 245	61 028
883 CINE. FILM EXPOSED, DEVELOPD	292	676	3 205	6 371	2 216	3 912
1 CINE FILM, 35MM+, DEVELOPD	272	545	2 572	5 085	1 780	3 131
9 OTH. CINE FILM EXPOSED, DEVD	20	131	633	1 286	436	781
884 OPTICAL GOODS NES	26 198	22 644	1 671 861	1 423 373	1 168 755	880 595
1 OPTIC. FIBR. LENS ETC. UNMNT	12 962	9 814	652 155	516 068	455 897	320 051
2 SPECTACLES AND FRAMES	8 889	9 105	405 948	396 185	283 869	244 846
3 LENSES, PRISMS, ETC. MOUNTD	4 947	3 725	613 758	511 120	428 989	315 698
885 WATCHES AND CLOCKS	76 328	80 837	1 271 359	1 301 126	888 332	806 330
3 WATCHES, PREC. METAL CASES	60	16	271 161	227 840	190 061	141 476
4 WATCHES, OTHER THAN P. MTL	2 313	2 790	251 486	274 355	175 523	170 689
5 WATCH MOVEMENTS, ASSEMBLD	129	90	16 398	18 484	11 480	11 475
7 CLOCKS	32 429	34 973	219 539	237 412	153 037	147 357
9 TIME MEASURING EQUIP. NES	41 397	42 968	512 775	543 035	358 231	335 333
891 ARMS AND AMMUNITION	57 011	64 438	388 651	398 772	272 133	247 042

4 IMPORTS AND EXPORTS (SPECIAL TRADE) BY GROUPS AND SUBGROUPS OF THE SITC-REV. III
4.2 EXPORTS

GROUP / SUBGROUP	1995 DT = 100 KG	1994	1995 1 000 DM	1994	1995 1 000 \$	1994
1 ARMD.FIGHT.VEHCL,WEAPONS	2 024	2 214	99 337	97 320	69 497	60 266
2 BOMB,MINES,MISSL,AMM,ETC	38 491	44 595	104 613	101 991	73 192	63 201
3 NON-MILITARY ARMS	13 976	15 433	124 708	150 413	87 403	93 156
9 PARTS,ACCESSORY OF WEAPON	2 520	2 196	59 993	49 048	42 041	30 419
892 PRINTED MATTER	7 397 400	7 405 807	5 500 486	5 471 166	3 837 775	3 385 793
1 PRINTED BOOKS,GLOBES ETC	1 124 187	1 235 766	1 471 865	1 562 672	1 027 126	966 598
2 NEWSPAPER,PERIODICAL,ETC	2 157 247	1 982 908	1 519 256	1 496 593	1 059 288	923 803
4 POSTCARDS,TRANSFERS ETC.	78 555	81 147	210 607	231 194	147 092	143 374
8 PRINTED MATTER, NES	4 037 411	4 105 986	2 298 758	2 180 707	1 604 269	1 352 018
893 ARTICLES,NES,OF PLASTICS	8 249 404	8 173 440	7 646 244	7 208 385	5 343 351	4 457 771
1 PLASTIC CONTAINERS ETC.	3 872 009	3 815 923	2 574 554	2 455 240	1 798 481	1 519 427
2 BUILDERS'WARE, PLASTICS	1 049 370	994 497	1 006 891	977 760	703 907	606 115
3 PLASTIC FLR,WALL,COVERNG	930 404	890 152	619 870	601 265	433 768	371 524
9 PLASTIC ARTICLES NES	2 397 621	2 472 868	3 444 929	3 174 120	2 407 195	1 960 705
894 BABY CARRIAGE,TOYS,GAMES	1 198 372	1 110 976	2 354 622	2 206 149	1 647 701	1 375 583
1 BABY CARRIAGES,PARTS,NES	15 438	19 960	21 881	26 064	15 179	16 049
2 CHILDREN'S TOYS	518 394	530 240	1 050 800	1 054 947	735 437	658 449
3 FUNFAIR,TABLE GAME ARTCL	168 286	168 283	479 525	413 514	335 718	257 254
4 FESTIVE ARTICLES ETC,NES	53 675	48 564	133 184	122 857	92 912	77 576
6 FAIRGROUND AMUSEMNTS ETC	62 581	21 450	115 528	61 133	80 682	37 930
7 SPORTS GOODS	379 998	322 479	553 904	527 634	387 773	328 325
895 OFFICE,STATIONERY SUPPLS	422 081	426 520	1 375 215	1 402 773	961 136	867 485
1 BASE METAL OFFICE SUPPLS	152 642	164 243	94 180	99 753	65 952	61 480
2 PENS,PENCILS,FOUNTN,PENS	165 212	163 691	922 270	961 474	644 916	594 824
9 OTH.OFFICE,STATNRY,SUPPL	104 227	98 586	358 765	341 546	250 268	211 181
896 WORKS OF ART,ANTIQUE ETC	7 585	8 925	989 061	792 422	692 911	489 608
1 HAND PAINTNGS,DRAWNG ETC	1 038	1 119	555 327	471 787	390 586	293 480
2 ORIGINAL PRINTS ETC.	84	129	33 658	32 148	23 789	19 803
3 ORIGINAL SCULPTURES ETC.	2 628	3 203	106 184	78 235	74 438	48 137
4 STAMPS FOR PHILATELY	1 247	1 402	40 309	50 158	28 012	31 075
5 COLLECTIONS SCIENTFC,ETC	804	708	126 693	65 094	87 678	38 726
6 ANTIQUES OVER 100YRS OLD	1 784	2 364	126 890	95 000	88 408	58 328
897 GOLD,SILVERWARE,JEWL NES	5 634	7 453	1 144 794	1 232 274	801 067	763 652
2 IMITATION JEWELLERY	4 071	5 980	116 440	150 300	81 218	93 182
3 GOLD,SILVER JEWELRY,WARE	814	877	914 163	957 812	640 218	593 555
4 OTHR.ARTICLES,PREC.METAL	749	596	114 191	124 162	79 631	76 915
898 MUSICAL INSTRUMENTS,ETC.	1 293 197	1 261 923	3 542 496	3 834 069	2 474 878	2 375 181
1 STRING MUSICAL INSTRUMNT	33 645	30 337	168 874	163 200	117 974	101 365
2 MUSICAL INSTRUMENTS NES	17 690	19 592	170 921	175 566	119 573	108 907
4 MAGNETIC TAPE,UNRECORDED	797 609	732 865	1 119 427	1 126 858	783 075	697 143
5 OTH.BLANK RECORDNG MEDIA	48 687	50 189	296 928	250 358	207 743	155 518
6 MAGNETIC TAPES, RECORDED	81 534	75 493	244 978	279 877	170 397	173 438
7 OTHER RECORDED MEDIA	295 074	336 592	1 411 058	1 722 825	984 985	1 067 544
9 PARTS,MUSICAL INSTRUMENT	18 958	16 855	130 310	115 385	91 131	71 266
899 MISC MANUFCTRD GOODS NES	892 427	952 593	2 351 078	2 273 691	1 642 747	1 406 364
1 CARVED,MOULDED GOODS NES	8 462	9 327	32 029	33 357	22 365	20 605
2 ARTIFICIAL FLOWERS ETC.	12 917	43 875	40 829	60 437	28 401	37 474
3 CANDLES,MATCHES,ETC.	384 519	421 508	202 593	200 857	141 337	125 835
4 UMBRELLAS,WALKING-STICKS	107 839	96 644	84 228	81 767	58 773	50 139
6 ARTIFICIAL AIDS,DISABLED	16 528	14 249	828 723	743 432	578 909	459 372
7 BASKETS,BROOMS,BRUSH,ETC	229 973	231 120	533 627	493 493	372 953	305 452
8 SMALL-WARES,TOILETRS NES	97 545	100 001	544 721	574 045	381 075	353 964
9 MANUFACTURED GOODS,NES.	34 644	35 869	84 328	86 303	58 934	53 523
931 SPEC.TRANSACTION NOT CLASSD	5 480 186	6 804 804	25 379 373	16 657 792	17 705 623	10 190 121
941 COMPL IND PLANT CHAPT 99	343 334	198 559	684 476	352 354	479 107	218 561
961 COIN NONGOLD NONCURRENT	193	2 448	11 752	37 891	7 974	23 576
971 GOLD,NONMONTY EXCL ORES	1 533	1 008	1 297 555	1 362 698	907 853	851 428
972 MONETARY GOLD,GOLD COINS	944	49	92 263	57 351	64 572	35 507
TOTAL	2 247 017 056	2 231 807 417	749 536 939	690 572 701	523 761 323	427 135 563

5 IMPORTS AND EXPORTS (SPECIAL TRADE) BY CONTINENTS AND COUNTRIES
(COUNTRIES OF PRODUCTION AND CONSUMPTION)

COUNTRY	IMPORTS				EXPORTS			
	1995	1994	1995	1994	1995	1994	1995	1994
	1 000 DM		1 000 \$		1 000 DM		1 000 \$	
EUROPE	481 571 239	438 678 282	336 641 409	271 464 584	553 211 221	504 844 192	386 557 135	312 167 205
FRANCE	73 085 932	68 330 199	51 077 023	42 244 328	87 862 124	83 092 032	61 364 833	51 329 448
BELGIUM LUX	43 965 444	38 048 495	30 735 472	23 533 072	49 139 000	46 791 181	34 326 439	28 928 187
NETHERLANDS	58 175 559	51 652 134	40 689 672	31 929 783	57 117 971	52 765 091	39 894 878	32 618 029
ITALY	56 824 931	51 830 300	39 730 784	32 083 747	56 873 591	52 469 198	39 732 370	32 407 943
UNITD KINGDOM	43 568 704	38 681 472	30 457 914	23 925 238	61 912 104	55 395 204	43 308 595	34 259 258
IRELAND	8 437 718	6 864 960	5 904 233	4 252 348	3 501 510	3 171 126	2 447 555	1 950 436
DENMARK	12 784 839	11 503 409	8 929 578	7 124 539	14 362 984	12 916 700	10 026 363	7 988 589
GREECE	3 096 981	3 147 773	2 163 105	1 944 867	5 553 910	5 776 783	3 882 623	3 554 471
PORTUGAL	7 005 824	5 569 955	4 895 054	3 446 428	6 779 505	5 909 484	4 737 308	3 651 927
SPAIN	20 837 306	17 307 447	14 553 653	10 687 863	25 794 595	21 866 368	18 023 526	13 519 566
SWEDEN	13 938 387		9 745 096		18 399 057		12 841 485	
FINLAND	7 151 794		4 997 736		6 908 717		4 824 568	
AUSTRIA	26 034 369		18 207 872		41 702 269		29 127 585	
EU	374 907 788	292 936 144	262 067 192	181 172 213	435 907 337	340 153 167	304 538 128	210 207 854
CANARY IS	145 561	157 109	101 160	94 701	307 563	320 743	214 847	198 499
CEUTA MEL	10 394	19 773	7 287	12 219	34 256	37 358	23 998	23 040
ICELAND	379 126	393 223	264 933	242 975	244 385	222 052	170 614	137 291
SVALBARD	136		96		467		330	
NORWAY	10 807 040	10 341 148	7 551 981	6 337 151	6 123 250	5 974 751	4 281 304	3 696 938
SWEDEN		14 035 907		8 690 892		15 322 082		9 500 251
FINLAND		7 006 751		4 339 196		5 383 001		3 336 321
SWITZERLAND		26 610 031		16 484 098		37 064 742		22 955 590
LIECHTENST	290 065		204 101		358 801		251 707	
AUSTRIA		29 397 523		18 202 661		39 737 714		24 586 275
SWITZERLAND	28 168 188		19 704 775		39 680 497		27 727 449	
FAEROE IS	21 081	36 924	14 765	22 738	3 563	2 644	2 476	1 648
ANDORRA	2 568	1 610	1 818	1 003	62 428	51 346	43 383	31 926
GIBRALTAR	5 746	8 603	4 106	5 347	16 693	17 595	11 358	10 987
VATICAN CITY	762	584	542	357	4 462	4 245	3 140	2 700
MALTA	383 094	353 876	268 064	219 457	386 186	491 202	270 138	299 937
SAN MARINO	5 054	2 945	3 516	1 861	17 665	8 808	12 378	5 483
TURKEY	7 954 514	7 237 797	5 558 437	4 478 759	9 071 075	6 299 695	6 359 165	3 875 903
ESTONIA	252 598	191 607	176 913	118 488	369 045	266 694	258 498	165 452
LATVIA	580 134	419 129	406 074	260 718	591 536	508 204	413 456	315 944
LITHUANIA	609 365	418 749	427 056	261 003	768 730	784 479	536 812	483 963
POLAND	12 413 058	10 125 994	8 681 807	6 279 449	12 695 061	10 352 550	8 877 864	6 418 862
CZECH REPUB	10 587 507	8 496 768	7 406 441	5 270 967	11 818 561	9 642 574	8 264 711	5 975 734
SLOVAKIA	3 139 595	2 197 956	2 196 431	1 363 198	3 084 973	2 036 171	2 158 132	1 265 496
HUNGARY	6 909 382	5 410 020	4 831 549	3 359 820	7 028 070	6 376 409	4 911 622	3 951 290
ROMANIA	2 151 890	1 826 649	1 505 347	1 134 939	2 563 139	2 006 946	1 794 330	1 246 287
BULGARIA	800 525	744 151	560 314	461 943	1 329 057	1 072 266	929 386	662 709
ALBANIA	31 906	22 805	12 355	14 165	58 677	60 685	41 218	37 478
UKRAINE	613 976	507 901	429 666	315 343	1 796 554	1 773 113	1 256 389	1 098 461
BELARUS	594 042	493 419	414 078	307 483	1 051 322	739 093	733 825	457 178
MOLDOVA	102 152	51 625	71 112	32 005	149 650	88 520	104 684	55 150
RUSSIA	13 611 700	13 169 104	9 500 366	8 166 588	10 296 838	10 753 978	7 197 184	6 643 547
GEORGIA	9 140	6 632	6 418	4 166	50 484	27 588	35 458	17 026
ARMENIA	18 382	13 789	12 951	8 520	30 462	23 116	21 355	14 394
AZERBAIJAN	23 856	11 960	16 799	7 465	74 541	60 113	52 047	37 021
KAZAKHSTAN	135 797	135 555	95 016	84 116	408 736	814 427	285 034	502 012
TURKMENISTAN	79 984	64 781	56 195	40 164	81 824	143 125	57 092	89 268
UZBEKISTAN	269 997	498 637	187 721	310 182	535 896	519 034	374 022	321 814
TADJIKISTAN	28 510	32 108	19 988	19 798	38 419	22 961	26 847	13 996
KYRGYZSTAN	33 684	12 650	23 671	7 940	54 055	33 216	37 550	20 815
SLOVENIA	3 633 108	3 344 889	2 540 864	2 069 231	3 136 574	2 801 211	2 194 247	1 735 727
CROATIA	1 354 086	1 401 267	945 908	866 613	2 222 663	2 168 312	1 555 606	1 346 922
BOS. HERZEGOV	18 146	14 455	12 673	8 947	111 704	92 735	77 834	57 771
SERB MONTNEG	6 276	3 819	4 419	2 448	125 325	86 590	87 559	53 849
MACEDONIA	481 266	521 915	336 504	323 257	520 691	498 937	363 958	309 396
AFRICA	13 724 233	14 279 880	9 584 794	8 822 045	15 857 883	14 680 740	11 084 543	9 077 471
MOROCCO	949 676	908 128	663 049	558 810	1 096 667	1 231 851	766 669	763 561
ALGERIA	1 375 294	1 692 138	955 518	1 047 668	773 776	755 265	540 080	464 297
TUNISIA	1 366 375	1 342 700	954 897	830 787	1 328 738	1 290 856	928 397	797 986
LIBYA	2 176 347	2 459 079	1 518 183	1 521 285	868 573	1 053 177	608 285	647 828
EGYPT	569 455	471 655	399 129	290 406	2 165 067	2 082 265	1 514 575	1 286 660
SUDAN	45 902	40 972	32 247	25 113	101 631	71 318	70 471	43 775
MAURITANIA	34 269	20 990	24 032	12 929	41 331	53 303	28 802	32 500
MALI	5 864	6 866	4 097	4 219	22 164	23 706	15 426	14 466
BURKINA FASO	1 240	1 491	874	933	19 636	14 053	13 674	8 677
NIGER	481	857	319	531	16 581	15 835	11 537	9 633
CHAD	39 862	23 717	28 163	14 693	3 344	2 841	2 347	1 760
CAPE VERDE	1 436	224	991	143	10 981	9 768	7 652	6 023
SENEGAL	23 735	28 688	16 557	17 667	75 226	35 773	52 567	22 042
GAMBIA	1 827	2 022	1 293	1 256	9 858	21 792	6 886	13 199
GUIN BISSAU	168	19	116	11	2 933	3 789	2 061	2 341
GUINEA	40 809	73 798	28 468	45 381	33 357	45 641	23 342	28 106
SIERRA LEONE	8 121	27 800	5 829	17 195	14 613	18 358	10 233	11 342
LIBERIA	818	4 244	570	2 693	627 407	318 897	442 693	193 588
IVORY COAST	572 713	640 013	400 895	395 107	164 784	100 465	114 922	62 421
GHANA	303 735	389 622	212 249	241 613	237 760	167 391	166 795	103 714
TOGO	2 831	7 793	1 968	4 920	39 190	28 646	27 333	17 824
BENIN	5 870	2 518	4 058	1 552	43 884	39 108	30 662	24 173
NIGERIA	989 973	1 549 970	689 028	951 100	819 521	805 248	573 565	493 799
CAMEROON	160 085	190 204	111 731	117 142	84 114	78 202	58 629	48 905
CENT AFR REP	6 077	6 653	4 246	4 012	11 649	7 178	8 178	4 497
EQUAT GUINEA	5 102	4 337	3 586	2 693	1 187	1 869	828	1 166
S TOME PRINC	1 923	1 059	1 366	648	1 797	711	1 264	435
GABON	47 163	35 743	33 463	23 122	31 461	41 833	21 885	26 001
CONGO	31 769	34 230	22 032	21 271	26 511	39 865	18 452	24 525
ZAIRE	93 155	58 555	65 237	36 226	98 910	106 716	69 243	66 824
RWANDA	18 557	22 888	12 977	13 443	18 039	10 360	12 501	6 240
BURUNDI	86 418	50 482	60 575	31 125	25 804	20 146	17 805	12 528
ST HELENA						46		27
ANGOLA	369 751	258 587	255 178	162 946	40 886	37 975	28 351	23 276
ETHIOPIA	245 227	141 288	171 516	88 244	161 377	171 768	112 599	106 073
ERITREA	650	111	458	68	26 428	7 525	18 478	4 754
DJIBOUTI	1 147	420	806	253	14 358	10 771	9 945	6 663
SOMALIA	756	989	538	606	5 693	3 326	4 025	2 082
KENYA	299 958	250 295	209 752	155 011	286 757	241 314	200 329	149 860
UGANDA	106 509	87 951	74 201	55 404	50 965	37 179	35 529	22 777

5 IMPORTS AND EXPORTS (SPECIAL TRADE) BY CONTINENTS AND COUNTRIES
(COUNTRIES OF PRODUCTION AND CONSUMPTION)

COUNTRY	IMPORTS				EXPORTS			
	1995 1 000 DM	1994 1 000 DM	1995 1 000 \$	1994 1 000 \$	1995 1 000 DM	1994 1 000 DM	1995 1 000 \$	1994 1 000 \$
TANZANIA	110 413	83 811	77 423	51 632	88 823	115 306	61 790	71 446
SEYCHELLES	5 017	3 947	3 539	2 454	6 360	6 731	4 467	4 065
BRIT IND OC	19 342	13 409	13 467	8 268	247	180	174	107
MOZAMBIQUE	8 419	12 565	5 902	7 868	30 505	31 713	21 224	19 508
MADAGASCAR	86 455	87 855	60 385	54 626	36 565	34 694	25 568	21 345
REUNION	2 549	3 620	1 740	2 241	73 917	62 707	51 572	38 986
MAURITIUS	150 821	147 897	105 659	91 519	124 752	123 885	87 034	76 782
COMOROS	3 059	2 350	2 098	1 414	891	368	620	233
MAYOTTE	310	594	217	372	1 247	110	877	64
ZAMBIA	38 272	32 019	26 662	19 860	45 710	39 155	31 988	24 114
ZIMBABWE	268 243	239 616	186 891	146 860	132 095	147 978	91 985	91 793
MALAWI	99 987	89 070	69 535	55 155	40 689	26 135	28 176	15 990
SOUTH AFRICA	2 855 607	2 630 838	2 001 949	1 623 622	5 795 892	5 002 149	4 047 936	3 099 545
NAMIBIA	33 011	38 764	23 154	23 898	50 559	35 444	35 396	21 934
BOTSWANA	27 084	31 469	19 010	19 645	11 142	26 232	7 789	15 618
SWAZILAND	7 714	9 196	5 407	5 884	5 013	11 495	3 492	7 036
LESOTHO	16 882	13 764	11 764	8 501	10 518	10 330	7 320	6 557
AMERICA	65 659 699	63 408 522	45 876 969	39 197 267	77 494 115	75 486 155	54 155 213	46 713 763
USA	45 289 317	44 679 243	31 628 975	27 597 313	54 610 578	54 157 683	38 173 591	33 512 458
CANADA	5 362 380	4 375 564	3 748 356	2 705 785	4 106 215	4 394 121	2 870 164	2 716 705
GREENLAND	4 730	3 356	3 299	2 077	2 073	2 084	1 440	1 292
ST PIERRE	578	491	407	307	1 448	1 382	1 013	878
MEXICO	941 287	875 032	659 172	539 807	3 425 771	4 502 520	2 388 514	2 783 593
BERMUDA	854	3 552	590	2 203	11 243	27 061	7 652	17 093
GUATEMALA	245 499	191 760	171 695	119 011	177 201	177 120	123 456	109 864
BELIZE	2 929	3 459	2 055	2 103	3 844	1 649	2 662	1 018
HONDURAS	229 017	109 432	160 808	68 078	62 418	65 823	43 581	40 807
EL SALVADOR	368 066	346 623	258 084	217 690	109 291	95 634	76 271	59 017
NICARAGUA	83 972	59 054	59 023	36 621	21 878	20 152	15 263	12 308
COSTA RICA	439 845	611 828	307 282	377 590	132 417	147 919	92 357	91 390
PANAMA	428 008	207 348	300 626	129 666	146 676	212 588	102 129	131 358
ANGUILLA	122	58	84	35	55	139	37	86
CUBA	51 235	48 661	35 879	30 200	99 914	65 136	69 860	40 557
ST CHRISTOPH	66	140	45	83	250	322	171	199
HAITI	12 578	9 264	8 738	5 710	34 293	20 597	23 963	12 688
BAHAMAS	11 686	12 516	8 137	7 750	14 756	29 931	10 364	18 404
TURKS CAICOS	39	18	26	11	390	532	269	318
DOMINIC REP	152 814	94 941	107 118	59 180	77 805	114 615	54 235	70 530
AM VIRGIN IS	63	83	38	48	2 208	4 358	1 529	2 730
GUADELOUPE	1 824	3 605	1 289	2 208	51 392	51 127	35 828	31 478
ANTIGUA	86	140	62	82	5 129	16 977	3 587	10 803
DOMINICA	689	300	483	187	5 454	2 699	3 771	1 694
BRIT VIRG IS		1 587		980		1 424		889
MARTINIQUE	29 807	16 544	20 972	10 169	61 376	44 345	42 778	27 300
CAYMAN IS	625	451	437	273	18 110	1 447	12 696	901
JAMAICA	82 958	71 808	58 104	44 382	35 713	39 441	24 859	24 381
ST LUCIA	2 577	2 183	1 820	1 329	4 972	8 012	3 447	4 788
ST VINCENT	129	43	90	24	4 731	2 477	3 317	1 516
BRIT VIRG IS	216		152		18 544		12 874	
BARBADOS	3 132	1 718	2 198	1 048	18 854	21 889	13 127	13 587
MONTserrat	81		57		232		162	
TRINIDAD TOB	42 844	58 591	28 938	36 181	118 169	46 612	82 875	28 885
GRENADA	3 139	3 055	2 188	1 901	1 243	924	868	567
ARUBA	75	889	54		6 950	9 605	4 858	5 896
NETH ANTILL	26 182	32 143	18 367	20 028	61 651	39 029	42 990	24 136
COLOMBIA	1 664 910	1 400 551	1 162 387	869 225	1 001 455	984 548	698 922	608 632
VENEZUELA	793 635	795 297	555 227	497 696	1 020 890	731 498	701 502	448 604
GUYANA	46 748	20 272	32 422	12 882	9 843	7 827	6 922	4 621
SURINAME	31 924	68 822	22 462	42 370	12 111	10 666	8 393	6 626
FRENCH GUIAN	6 278	11 416	4 396	6 762	762 562	289 946	534 903	180 452
ECUADOR	503 819	457 282	352 263	283 329	308 025	337 067	215 260	207 940
PERU	480 428	448 765	335 484	278 570	369 782	393 325	258 605	242 601
BRAZIL	4 936 703	5 159 680	3 495 101	3 193 149	7 224 547	5 070 461	5 057 591	3 148 699
CHILE	1 546 521	1 231 921	1 083 054	760 187	1 094 394	914 090	764 595	566 723
BOLIVIA	79 339	69 867	55 121	43 357	146 859	88 708	103 449	55 211
PARAGUAY	41 552	28 487	29 161	17 801	101 886	137 537	71 241	84 880
URUGUAY	169 249	210 510	118 190	130 441	146 223	153 681	101 935	95 047
ARGENTINA	1 479 041	1 679 440	1 035 985	1 040 802	1 842 282	2 039 482	1 285 190	1 263 527
FALKLAND IS	103	132	73	77	212	145	147	86
ASIA	99 668 117	97 464 785	69 624 201	60 216 838	94 465 588	88 864 805	66 011 160	55 020 128
CYPRUS	139 420	194 443	98 071	118 345	723 928	1 007 851	505 791	624 356
LEBANON	29 695	24 125	20 788	15 025	733 610	743 444	511 401	458 494
SYRIA	896 505	1 008 326	627 234	630 492	617 669	828 790	430 163	511 680
IRAQ	611	242	425	147	16 623	19 895	11 692	12 340
IRAN	1 168 285	1 336 830	814 545	828 084	2 354 320	2 578 350	1 646 637	1 579 155
ISRAEL	1 634 701	1 563 489	1 142 950	967 382	3 555 939	3 612 539	2 482 868	2 232 869
AUTON TERRIT	285		195		2 506		1 719	
JORDAN	14 295	14 217	9 970	8 823	3 424 447	476 995	296 255	294 851
SAUDI ARABIA	1 250 039	1 541 482	876 611	949 388	3 545 226	4 147 939	2 472 589	2 558 503
KUWAIT	166 088	275 258	116 176	171 240	721 457	813 498	503 685	501 505
BAHRAIN	66 738	43 607	46 674	26 739	198 764	224 615	138 694	138 959
QATAR	6 020	10 145	4 204	6 244	424 479	405 975	236 635	255 119
ARAB EMIRAT	248 078	219 222	173 849	135 097	2 306 831	2 655 534	1 610 532	1 640 203
OMAN	9 467	14 700	6 669	8 882	285 394	308 306	199 291	191 070
YEMEN	988	64 482	693	37 955	113 482	129 660	79 561	79 777
AFGHANISTAN	12 114	16 465	8 438	10 113	24 001	29 608	16 658	18 436
PAKISTAN	909 119	945 930	634 358	580 782	1 056 910	1 104 352	739 988	679 852
INDIA	3 604 374	3 494 904	2 516 258	2 150 625	4 573 572	3 340 988	3 194 361	2 074 560
BANGLADESH	571 289	512 402	399 349	316 881	225 346	253 189	157 258	159 125
MAIDIVES	9 170	9 606	6 454	5 977	7 178	6 608	4 996	4 088
SRI LANKA	509 992	477 470	356 314	296 052	252 349	239 396	175 795	148 261
NEPAL	213 021	267 145	148 412	163 644	36 703	23 497	25 479	14 594
BUHUTAN	198	170	138	101	1 477	2 777	1 021	1 691
MYANMAR	38 056	30 196	26 618	18 624	50 638	43 422	35 470	26 695
THAILAND	3 248 540	3 384 325	2 267 912	2 087 140	5 380 462	4 506 085	3 758 774	2 791 667
LAOS	26 932	33 080	18 754	20 449	6 816	11 848	4 753	7 444
VIETNAM	816 157	671 375	567 179	416 261	339 844	241 269	237 179	150 177
CAMBODIA	27 677	22 286	19 351	13 528	15 579	6 400	10 913	3 981

5 IMPORTS AND EXPORTS (SPECIAL TRADE) BY CONTINENTS AND COUNTRIES
(COUNTRIES OF PRODUCTION AND CONSUMPTION)

COUNTRY	IMPORTS				EXPORTS			
	1995 1 000 DM	1994 1 000 DM	1995 1 000 \$	1994 1 000 \$	1995 1 000 DM	1994 1 000 DM	1995 1 000 \$	1994 1 000 \$
INDONESIA	2 860 422	3 010 280	1 895 693	1 857 739	3 927 927	3 536 006	2 747 741	2 189 263
MALAYSIA	4 525 091	3 977 475	3 161 839	2 460 322	4 094 791	3 372 215	2 862 429	2 096 902
BRUNEI	1 767	1 990	1 220	1 244	176 302	137 261	122 807	84 901
SINGAPORE	4 261 737	4 800 652	2 975 742	2 964 534	5 244 695	4 530 865	3 669 736	2 809 496
PHILIPPINES	1 515 318	1 509 632	1 057 421	934 247	1 394 102	1 358 523	973 944	844 233
MONGOLIA	10 390	11 279	7 265	7 034	42 726	29 536	29 870	18 316
CHINA	15 989 168	15 399 938	11 156 898	9 505 267	10 783 640	10 296 535	7 538 869	6 350 817
NORTH KOREA	58 468	102 625	40 740	63 435	61 102	88 160	42 491	53 990
SOUTH KOREA	7 556 896	6 827 508	5 284 216	4 216 116	8 751 337	7 376 096	6 116 775	4 581 298
JAPAN	35 411 484	34 143 824	24 759 089	21 116 103	18 842 242	17 917 706	13 163 504	11 118 535
TAIWAN	7 854 566	7 236 701	5 486 746	4 468 294	7 271 184	6 638 903	5 079 865	4 106 846
HONG KONG	3 667 721	3 901 197	2 553 970	2 412 026	5 773 259	5 788 083	4 038 350	3 586 058
MACAO	337 235	365 762	234 773	226 457	106 131	32 066	74 621	20 021
AUSTRALIA AND OCEANIA	2 980 876	2 922 946	2 084 368	1 810 054	6 570 510	5 531 636	4 598 853	3 436 033
AUSTRALIA	1 719 562	1 809 322	1 199 700	1 117 722	5 251 321	4 704 045	3 674 170	2 924 134
PAPUA NEW G	464 511	340 399	325 974	213 178	26 275	28 273	18 566	17 083
AUST OCEANIA	643	338	450	214	3 122	4 171	2 191	2 568
NAURU	274	140	191	83	318	560	223	347
NEW ZEALAND	701 694	638 754	492 294	396 107	718 663	701 906	502 337	434 763
SOLOMON IS	3 561	5 599	2 498	3 491	1 559	973	1 101	592
TUVALU	36	134	25	80	226	369	156	232
NEW CALEDON	69 727	106 682	48 713	65 653	30 030	32 792	20 964	20 087
AM OCEANIA	1 026	2 059	715	1 284	11 414	7 632	7 967	4 648
WALLIS FUTUN	1	213	1	137	35	1	24	1
KIRIBATI	67	1 103	47	646	84	73	58	46
PITCAIRN	2		2			4 134		2 663
N ZEAL OCEAN	919	1 180	639	730	5 571	11 183	3 912	6 887
FIJI	4 180	4 635	2 910	2 934	9 390	8 129	6 560	5 033
VANUATU	8 160	6 743	5 690	4 225	3 659	408	2 639	248
TONGA	613	67	429	42	749	290	516	175
WEST SAMOA	1 344	381	945	229	1 384	2 057	969	1 275
N MARIANAS	80		57		228	219	163	133
FR POLYNESIA	3 362	2 768	2 299	1 754	25 376	23 034	17 683	14 226
MICRONESIA		2		1	4 201	17	2 916	10
MARSHALL ISL	16	39	10	24	473 949	77	333 661	47
BELAU					41		28	
POLAR REG	1 098	2 388	779	1 520	2 915	1 293	2 049	835
MISCELLANEOUS	629 933	200 950	440 893	124 969	1 937 622	1 165 173	1 354 419	720 963
SHIPS SUPPL	116 056	198 155	81 814	123 313	950 383	974 919	664 989	605 626
UNID COUNTR	513 877	2 795	359 079	1 656	987 239	190 254	689 430	115 337
TOTAL	664 234 097	616 955 365	464 252 634	381 635 757	749 536 939	690 572 701	523 761 323	427 135 563

6 IMPORTS AND EXPORTS (SPECIAL TRADE) BY GROUPS OF THE SITC-REV. III AND BY COUNTRIES OF PRODUCTION AND CONSUMPTION 1995

GROUP COUNTRY	DT = 100 KG	1 000 DM	1 000 \$	GROUP COUNTRY	DT = 100 KG	1 000 DM	1 000 \$
001 LIVE ANIMALS				DOMINIC REP	49	396	274
IMPORTS	2 731 989	767 584	538 119	COLOMBIA	707	2 052	1 436
FRANCE	88 245	41 334	29 035	VENEZUELA	23	151	106
BELGIUM LUX	237 507	66 534	46 535	ECUADOR	31	202	141
NETHERLANDS	1 757 621	453 452	317 684	PERU	9	195	136
ITALY	3 704	1 884	1 329	BRAZIL	4 181	6 524	4 405
UNITED KINGDOM	40 854	15 604	10 965	CHILE	10	97	69
IRELAND	1 008	337	235	BOLIVIA	17	116	81
DENMARK	311 040	74 116	52 016	ARGENTINA	13	96	66
GREECE	7	78	54	LEBANON	467 099	71 355	49 646
SPAIN	859	239	167	SYRIA	14	369	258
SWEDEN	168	408	283	IRAN	50	1 480	1 032
AUSTRIA	41 677	12 926	9 080	ISRAEL	70	157	113
EU	2 482 713	666 949	467 409	JORDAN	8 147	2 606	1 846
CANARY IS	5	244	168	SAUDI ARABIA	29 343	7 661	5 388
ICELAND	3 539	2 396	1 676	KUWAIT	2 571	1 149	817
SWITZERLAND	14 230	5 842	4 057	QATAR	25	174	119
TURKEY	4	43	31	ARAB EMIRAT	121	1 857	1 296
ESTONIA	876	158	110	OMAN	69	314	209
LATVIA	2 200	547	382	PAKISTAN	117	601	423
LITHUANIA	3 273	479	339	SRI LANKA	11	187	133
POLAND	79 771	25 387	17 913	THAILAND	127	652	456
CZECH REPUBL	104 605	33 216	23 380	INDONESIA	87	2 954	2 077
SLOVAKIA	2 074	1 441	1 003	MALAYSIA	50	480	333
HUNGARY	21 314	6 782	4 787	SINGAPORE	6	116	78
ROMANIA	3 794	849	590	PHILIPPINES	24	395	279
BULGARIA	832	112	79	CHINA	136	479	318
UKRAINE	851	327	229	SOUTH KOREA	176	2 174	1 448
BELARUS	843	141	95	JAPAN	206	1 270	896
RUSSIA	2 063	587	410	TAIWAN	12	268	190
SENEGAL	11	104	75	HONG KONG	15	109	77
GHANA	18	107	75	UNIT COUNTR	205	275	194
CAMEROON	4	214	147				
ZAIRE	9	267	186	011 BOVINE MEAT			
KENYA	55	56	39	IMPORTS	2 414 992	1 733 194	1 213 602
TANZANIA	25	297	211	FRANCE	759 209	477 176	333 612
MADAGASCAR	1	108	72	BELGIUM LUX	112 876	73 383	51 402
SOUTH AFRICA	55	169	115	NETHERLANDS	507 633	356 301	249 763
USA	4 384	11 307	7 898	ITALY	60 288	31 036	21 796
CANADA	3 313	4 918	3 461	UNITED KINGDOM	5 553	6 578	4 659
NICARAGUA	8	303	209	IRELAND	81 145	62 479	43 671
COLOMBIA	13	48	34	DENMARK	252 862	105 041	73 789
SURINAME	6	313	212	SPAIN	16 917	9 672	6 729
PERU	5	113	78	SWEDEN	67	42	31
BRAZIL	126	145	103	AUSTRIA	50 333	23 888	16 758
ARGENTINA	506	501	358	EU	1 846 940	1 145 600	802 226
PAKISTAN	10	100	67	SWITZERLAND	3 697	2 557	1 783
THAILAND	10	107	78	TURKEY	211	221	157
INDONESIA	86	327	228	POLAND	243	215	151
MALAYSIA	23	130	134	CZECH REPUBL	949	750	532
SINGAPORE	63	274	193	SLOVAKIA	2 139	1 716	1 216
PHILIPPINES	12	188	133	HUNGARY	3 593	2 248	1 560
CHINA	40	854	601	ROMANIA	1 545	1 181	835
HONG KONG	16	191	135	MADAGASCAR	24 226	11 138	7 836
AUSTRALIA	44	139	94	ZIMBABWE	18 983	12 782	9 076
NEW ZEALAND	4	180	126	NAMIBIA	42 526	23 288	16 355
KIRIBATI	1	44	32	BOTSWANA	41 237	25 638	17 999
EXPORTS	3 623 190	1 017 022	710 333	USA	2 667	3 148	2 208
FRANCE	151 969	59 959	41 943	BRAZIL	42 639	44 381	31 224
BELGIUM LUX	285 647	86 072	60 034	PARAGUAY	3 897	2 589	1 802
NETHERLANDS	1 386 586	351 454	245 363	URUGUAY	45 315	39 822	27 872
ITALY	141 161	67 679	47 376	ARGENTINA	330 148	412 059	288 040
UNITED KINGDOM	1 302	2 041	1 431	CHINA	40	99	69
IRELAND	687	1 186	800	AUSTRALIA	1 423	764	536
DENMARK	44 194	17 638	12 361	NEW ZEALAND	2 466	2 921	2 071
GREECE	4 842	1 592	1 119	EXPORTS	3 611 029	1 642 485	1 145 273
PORTUGAL	2 263	960	672	FRANCE	797 195	484 930	338 377
SPAIN	25 508	14 152	9 805	BELGIUM LUX	36 087	21 338	14 831
SWEDEN	60	715	496	NETHERLANDS	199 450	94 972	66 442
AUSTRIA	62 011	24 402	17 044	ITALY	606 512	398 977	277 682
EU	2 086 233	627 877	438 464	UNITED KINGDOM	11 415	6 222	4 320
CANARY IS	1 965	714	501	IRELAND	533	485	340
NORWAY	44	632	442	DENMARK	240 612	142 261	99 044
SWITZERLAND	20 556	20 452	14 292	GREECE	160 704	86 707	60 457
ANDORRA	298	51	37	PORTUGAL	1 051	550	377
TURKEY	806 222	179 201	125 511	SPAIN	17 854	13 199	9 196
ESTONIA	184	122	87	SWEDEN	6 975	5 560	3 897
LATVIA	240	762	528	FINLAND	365	432	299
LITHUANIA	410	348	249	AUSTRIA	46 881	39 828	27 670
POLAND	5 657	9 626	6 719	EU	2 125 634	1 295 461	902 932
CZECH REPUBL	20 505	9 418	6 614	SWITZERLAND	1 810	1 032	713
SLOVAKIA	1 984	1 131	792	ANDORRA	320	342	239
HUNGARY	1 362	1 512	1 057	GIBRALTAR	284	166	115
ROMANIA	1 566	1 211	843	TURKEY	270 223	63 007	43 875
BULGARIA	17	122	84	LATVIA	619	144	100
UKRAINE	1 644	3 268	2 346	POLAND	39 986	8 132	5 686
RUSSIA	1 329	2 262	1 580	CZECH REPUBL	17 029	4 408	3 091
KAZAKHSTAN	1 001	395	257	SLOVAKIA	4 901	1 186	827
SLOVENIA	854	311	222	HUNGARY	15 378	3 592	2 492
CROATIA	12 655	4 698	3 294	BULGARIA	1 629	377	265
BOS HERZEGOV	2 931	955	651	ALBANIA	587	104	73
MOROCCO	13 989	5 467	3 786	RUSSIA	496 753	107 382	74 786
ALGERIA	12 188	1 017	692	AZERBAIJAN	7 612	1 509	1 057
TUNISIA	1 108	597	424	TURKMENISTAN	40 027	8 699	6 198
LIBYA	111 768	19 519	13 650	UZBEKISTAN	100 454	20 201	14 021
EGYPT	390	2 149	1 498	SLOVENIA	19 609	6 563	4 501
ZIMBABWE	113	60	42	CROATIA	11 983	4 016	2 722
SOUTH AFRICA	2 105	13 890	9 683	BOS HERZEGOV	22 827	7 846	5 509
USA	452	1 128	788	SERB MONTNEG	21 654	5 784	4 063
CANADA	115	400	282	MACEDONIA	2 174	509	355
MEXICO	9	79	55	MOROCCO	1 514	980	680
GUATEMALA				ALGERIA	20 041	5 545	3 907

6 IMPORTS AND EXPORTS (SPECIAL TRADE) BY GROUPS OF THE SITC-REV. III AND BY COUNTRIES OF PRODUCTION AND CONSUMPTION 1995

GROUP COUNTRY	DT = 100 KG	1 000 DM	1 000 \$	GROUP COUNTRY	DT = 100 KG	1 000 DM	1 000 \$
TUNISIA	1 565	641	451	TURKMENISTAN	6 107	696	496
LIBYA	1 869	693	482	SLOVENIA	4 202	1 316	919
EGYPT	237 696	55 775	39 236	CROATIA	3 606	1 035	719
LIBERIA	542	109	76	BOS HERZEGOV	1 832	583	398
TOGO	230	49	35	SERB MONTNEG	1 825	393	274
NIGERIA	377	323	225	LIBERIA	896	100	69
GABON	676	112	77	IVORY COAST	1 427	83	58
CONGO	998	107	77	BENIN	238	67	48
ZAIRE	9 293	1 043	735	NIGERIA	435	182	133
ANGOLA	5 780	1 396	936	GABON	358	87	60
MAYOTTE	712	132	93	CONGO	492	91	60
SOUTH AFRICA	455	51	36	ANGOLA	361	105	74
USA	430	256	170	NETH ANTILL	255	98	68
MEXICO	94	82	56	BRAZIL	36	72	50
LEBANON	6 235	1 060	751	BAHRAIN	3 635	521	364
IRAN	58 755	17 539	12 366	ARAB EMIRAT	285	73	49
ISRAEL	2 917	974	678	THAILAND	852	96	69
AUTON TERRIT	305	163	113	SINGAPORE	639	239	168
JORDAN	30 266	7 089	4 966	CHINA	11 298	1 832	1 258
SAUDI ARABIA	3 618	1 562	1 071	JAPAN	150	129	87
KUWAIT	3 418	937	657	HONG KONG	66 078	10 922	7 611
QATAR	883	316	222	UNID COUNTR	279	153	109
ARAB EMIRAT	7 390	2 023	1 417				
PHILIPPINES	11 227	2 352	1 673				
HONG KONG	490	144	102				
UNID COUNTR	314	132	92				
				016 MEAT, ED. OFFL, DRY, SLT, SMK			
012 OTHER MEAT, MEAT OFFAL				IMPORTS	166 361	202 448	141 732
IMPORTS	13 679 190	5 388 741	3 770 518	FRANCE	25 957	20 820	14 630
FRANCE	1 240 113	556 040	388 902	BELGIUM LUX	37 571	41 393	28 906
BELGIUM LUX	2 531 737	967 153	676 474	NETHERLANDS	9 059	10 857	7 422
NETHERLANDS	5 160 841	1 762 797	1 233 155	ITALY	59 192	95 656	67 076
ITALY	211 661	77 898	54 531	UNTD KINGDOM	189	153	109
UNTD KINGDOM	761 408	263 147	184 100	IRELAND	6 469	3 991	2 780
IRELAND	186 786	70 313	49 163	DENMARK	15 635	12 541	8 730
DENMARK	1 820 962	672 939	471 807	SPAIN	4 191	6 461	4 510
GREECE	5 280	1 893	1 323	AUSTRIA	1 174	1 852	1 302
PORTUGAL	4 312	1 227	878	EU	159 469	193 560	135 490
SPAIN	238 738	107 084	74 835	SWITZERLAND	2 030	5 238	3 654
SWEDEN	13 782	4 808	3 388	TURKMENISTAN	4 148	2 831	2 005
FINLAND	584	338	233	SLOVENIA	437	702	491
AUSTRIA	25 499	11 538	8 073	USA	60	61	41
EU	12 201 703	4 497 175	3 146 862	EXPORTS	146 773	106 293	74 372
SWITZERLAND	7 425	2 385	1 661	FRANCE	32 288	35 708	24 982
TURKEY	1 198	1 305	881	BELGIUM LUX	8 670	9 363	6 561
LATVIA	748	913	635	NETHERLANDS	23 993	11 300	7 909
POLAND	189 363	129 450	90 414	ITALY	6 950	6 667	4 664
CZECH REPUB	48 756	23 688	16 537	UNTD KINGDOM	50 849	27 612	19 346
SLOVAKIA	1 737	1 066	743	IRELAND	6 151	3 450	2 403
HUNGARY	498 783	245 370	171 712	DENMARK	1 151	1 455	1 025
ROMANIA	1 905	1 313	918	GREECE	46	59	43
BULGARIA	571	529	375	PORTUGAL	49	72	49
UKRAINE	240	162	114	SPAIN	876	632	441
BELARUS	193	117	82	SWEDEN	376	465	323
CROATIA	2 456	1 574	1 093	FINLAND	366	478	338
SOUTH AFRICA	3 102	4 024	2 814	AUSTRIA	1 666	2 110	1 472
USA	16 762	4 094	2 850	EU	133 431	99 371	69 556
CANADA	819	432	303	CANARY IS	81	170	119
PANAMA	656	75	54	CEUTA MEL	54	81	55
BRAZIL	79 837	47 239	32 872	SWITZERLAND	172	254	175
CHILE	4 082	2 607	1 837	TURKEY	72	54	38
URUGUAY	17 026	9 728	6 700	LITHUANIA	217	93	63
ARGENTINA	21 981	12 721	8 866	BULGARIA	347	149	102
ISRAEL	11 425	9 159	6 449	BELARUS	44	45	30
THAILAND	84 994	46 911	32 813	RUSSIA	8 154	4 146	2 901
VIETNAM	128	51	36	AZERBAIJAN	2 290	77	52
CHINA	159 299	87 603	61 128	KAZAKHSTAN	218	68	49
AUSTRALIA	49 903	36 676	25 647	MACEDONIA	30	119	85
AUST OCEANIA	261	184	127	USA	463	327	224
NEW ZEALAND	333 451	222 072	155 912	ARGENTINA	384	498	342
EXPORTS	2 759 607	851 060	593 128	PHILIPPINES	39	76	53
FRANCE	226 071	97 916	68 265	JAPAN	231	335	236
BELGIUM LUX	74 926	24 895	17 358	HONG KONG	111	162	112
NETHERLANDS	584 555	156 141	108 869	UNID COUNTR	44	50	35
ITALY	699 780	241 184	167 646	017 MEAT, OFFL, PRPD, PRSVD, NES			
UNTD KINGDOM	274 406	93 222	65 337	IMPORTS	1 554 199	1 014 203	709 338
IRELAND	5 768	2 065	1 444	FRANCE	160 535	130 536	91 144
DENMARK	113 379	32 393	22 782	BELGIUM LUX	227 881	157 070	109 562
GREECE	55 645	16 509	11 540	NETHERLANDS	301 964	177 672	124 091
PORTUGAL	1 169	415	287	ITALY	68 398	65 642	45 825
SPAIN	15 843	7 698	5 379	UNTD KINGDOM	36 214	32 161	22 639
SWEDEN	21 473	3 235	2 317	IRELAND	9 524	7 715	5 392
FINLAND	644	507	355	DENMARK	234 677	133 631	93 424
AUSTRIA	188 526	68 551	47 871	GREECE	384	262	183
EU	2 262 185	744 791	519 450	PORTUGAL	181	125	89
CANARY IS	460	108	76	SPAIN	10 645	9 521	6 672
NORWAY	325	203	138	SWEDEN	4 402	2 722	1 897
LIECHTENST	9 034	917	638	AUSTRIA	6 807	5 130	3 571
SWITZERLAND	14 577	11 696	8 180	EU	1 061 612	722 187	504 489
TURKEY	642	103	70	NORWAY	105	111	78
ESTONIA	3 178	718	504	SWITZERLAND	114	152	108
LATVIA	2 829	640	438	POLAND	67 266	30 113	21 100
LITHUANIA	7 502	637	439	HUNGARY	92 390	89 063	62 221
POLAND	7 425	1 395	965	ROMANIA	95 700	9 852	6 905
CZECH REPUB	7 494	1 977	1 373	TURKMENISTAN	14 873	8 464	5 986
HUNGARY	84 311	14 979	10 427	SLOVENIA	6 001	1 936	1 350
ROMANIA	534	103	74	CROATIA	4 530	2 007	1 402
UKRAINE	5 008	1 029	715	USA	1 557	1 557	1 089
BELARUS	1 250	284	200	BRAZIL	102 245	55 038	38 711
RUSSIA	245 007	52 124	35 967	CHILE	4 934	2 004	1 393
GEORGIA	385	72	49	URUGUAY	2 850	2 131	1 488
AZERBAIJAN	893	179	126	ARGENTINA	77 862	41 562	29 023

6 IMPORTS AND EXPORTS (SPECIAL TRADE) BY GROUPS OF THE SITC-REV. III AND BY COUNTRIES OF PRODUCTION AND CONSUMPTION 1995

GROUP COUNTRY	DT = 100 KG	1 000 DM	1 000 \$	GROUP COUNTRY	DT = 100 KG	1 000 DM	1 000 \$
ISRAEL	3 017	1 091	751	UKRAINE	2 305	479	326
THAILAND	36 205	24 426	17 344	BELARUS	930	239	168
CHINA	42 720	22 388	15 816	RUSSIA	2 641	605	426
EXPORTS	862 286	549 266	383 437	SLOVENIA	231	94	67
FRANCE	91 097	87 483	47 067	CROATIA	2 714	674	481
BELGIUM LUX	79 653	62 708	43 752	USA	341	166	111
NETHERLANDS	118 631	86 860	60 709	LEBANON	1 872	213	142
ITALY	42 257	34 781	24 080	MALAYSIA	120	84	60
UNITED KINGDOM	83 571	69 801	48 922	JAPAN	86	45	32
IRELAND	1 536	2 001	1 401	AUSTRALIA	1 680	355	249
DENMARK	41 347	25 485	17 892	NEW ZEALAND	704	553	380
GREECE	5 260	3 995	2 804	EXPORTS	36 124 508	4 659 181	3 258 814
PORTUGAL	13 618	8 524	5 983	FRANCE	2 996 908	394 549	276 055
SPAIN	28 074	21 122	14 773	BELGIUM LUX	1 894 620	295 917	207 127
SWEDEN	12 466	13 686	9 536	NETHERLANDS	10 937 393	1 437 465	1 004 364
FINLAND	3 702	3 378	2 371	ITALY	14 643 536	1 410 652	985 632
AUSTRIA	20 894	17 880	12 546	UNITED KINGDOM	575 894	111 292	77 981
EU	542 106	417 704	291 836	IRELAND	3 137	1 427	978
CANARY IS	3 983	3 187	2 226	DENMARK	125 952	34 967	24 443
NORWAY	88	124	85	GREECE	395 208	89 701	62 689
SWITZERLAND	25 085	18 514	12 933	PORTUGAL	48 625	7 271	5 070
ANDORRA	414	295	207	SPAIN	416 293	88 284	61 769
MALTA	68	79	54	SWEDEN	29 267	2 066	1 439
TURKEY	375	288	202	FINLAND	4 717	1 658	1 148
ESTONIA	633	150	102	AUSTRIA	950 226	119 521	83 557
LATVIA	1 334	214	152	EU	33 021 776	3 994 770	2 792 252
LITHUANIA	1 509	417	289	CANARY IS	74 085	13 258	9 201
POLAND	1 810	1 011	707	CEUTA MEL	7 476	597	417
CZECH REPUBL	2 997	1 140	792	NORWAY	525	233	165
SLOVAKIA	611	197	137	SWITZERLAND	43 010	11 825	8 271
HUNGARY	1 117	492	338	GIBRALTAR	197	44	31
ROMANIA	3 824	1 484	1 037	MALTA	8 919	2 200	1 561
BULGARIA	624	352	249	TURKEY	6 728	1 814	1 248
UKRAINE	5 044	2 276	1 591	ESTONIA	13 798	2 900	2 032
BELARUS	765	632	438	LATVIA	25 311	6 587	4 612
MOLDOVA	377	156	107	LITHUANIA	20 870	3 832	2 676
RUSSIA	214 877	73 681	51 294	POLAND	58 999	11 707	8 163
GEORGIA	346	158	110	CZECH REPUBL	74 646	17 729	12 450
AZERBAIJAN	3 501	959	668	SLOVAKIA	18 053	4 131	2 897
KAZAKHSTAN	1 562	597	417	HUNGARY	37 410	6 798	4 790
TURKMENISTAN	170	125	88	ROMANIA	18 721	7 674	5 446
UZBEKISTAN	126	92	65	BULGARIA	15 900	4 017	2 821
SLOVENIA	691	401	275	UKRAINE	36 005	7 826	5 503
CROATIA	2 217	907	622	BELARUS	3 907	926	652
BOS HERZEGOV	1 318	390	276	MOLDOVA	2 726	489	340
SERB MONTNEG	253	100	71	RUSSIA	446 563	104 050	72 991
EGYPT	83	52	36	GEORGIA	808	339	237
NIGERIA	139	111	77	AZERBAIJAN	911	138	92
ETHIOPIA	7	81	59	KAZAKHSTAN	5 643	2 196	1 532
MAURITIUS	100	58	41	UZBEKISTAN	1 498	1 184	828
SOUTH AFRICA	1 374	595	410	TADJIKISTAN	429	64	45
USA	346	302	211	KYRGHYZSTAN	1 303	495	350
CANADA	130	125	91	SLOVENIA	6 804	3 302	2 343
CUBA	24 140	7 766	5 343	CROATIA	573 348	42 521	29 778
BRAZIL	251	273	193	BOS HERZEGOV	17 097	1 909	1 333
CHILE	35	45	30	SERB MONTNEG	647	170	118
ARGENTINA	98	91	64	MACEDONIA	13 543	4 740	3 360
CYPRUS	67	54	36	MOROCCO	41 657	13 602	9 622
LEBANON	1 129	938	657	ALGERIA	35 629	9 074	6 479
JORDAN	307	294	197	TUNISIA	4 704	1 749	1 164
SAUDI ARABIA	954	614	422	LIBYA	168 722	29 448	20 648
KUWAIT	579	421	299	EGYPT	8 885	2 868	2 039
BAHRAIN	257	215	152	SUDAN	1 650	504	345
QATAR	119	87	60	MAURITANIA	111 873	13 696	9 604
ARAB EMIRAT	1 063	724	500	MALI	1 769	439	311
OMAN	76	55	38	BURKINA FASO	5 475	1 885	1 301
THAILAND	30	46	33	NIGER	10 778	3 507	2 462
INDONESIA	125	109	76	CAPE VERDE	6 460	2 198	1 572
SINGAPORE	327	325	223	SENEGAL	1 935	394	271
PHILIPPINES	76	110	77	GAMBIA	13 379	1 831	1 287
MONGOLIA	407	138	98	GUIN BISSAU	682	81	57
SOUTH KOREA	49	55	38	GUINEA	15 600	2 535	1 786
JAPAN	9 185	6 731	4 701	SIERRA LEONE	1 361	219	154
TAIWAN	45	48	33	LIBERIA	1 996	360	248
HONG KONG	1 829	1 639	1 143	IVORY COAST	37 830	6 209	4 368
AUSTRALIA	60	116	79	GHANA	613	131	91
UNID COUNTR	746	621	439	TOGO	3 806	590	414
				BENIN	248	56	39
022 MILK AND CREAM				NIGERIA	27 965	5 053	3 532
IMPORTS	5 825 810	901 070	631 250	CENT AFR REP	300	114	81
FRANCE	836 004	144 823	101 287	S TOME PRINC	500	190	134
BELGIUM LUX	2 063 616	223 435	156 495	GABON	522	77	53
NETHERLANDS	933 102	204 013	143 021	CONGO	860	133	94
ITALY	195 206	39 453	27 636	ZAIRE	7 060	1 179	846
UNITED KINGDOM	202 504	73 237	51 150	RWANDA	600	175	126
IRELAND	187 082	62 918	44 334	BURUNDI	154	59	41
DENMARK	149 825	41 178	28 922	ANGOLA	4 465	1 126	776
GREECE	11 702	6 209	4 312	ETHIOPIA	1 720	559	378
PORTUGAL	1 895	287	205	ERITREA	4 800	1 432	950
SPAIN	61 722	23 678	16 726	DJIBOUTI	478	104	71
SWEDEN	11 047	4 307	3 008	SOMALIA	14 000	4 944	3 495
FINLAND	6 378	1 562	1 091	KENYA	310	98	70
AUSTRIA	1 069 295	50 308	35 228	UGANDA	6 600	2 032	1 416
EU	5 729 378	875 409	613 415	TANZANIA	2 646	886	630
NORWAY	284	121	86	MOZAMBIQUE	940	287	192
SWITZERLAND	18 668	5 178	3 578	MADAGASCAR	3 225	980	667
ESTONIA	812	235	164	COMOROS	300	114	81
LITHUANIA	2 306	603	416	ZAMBIA	1 200	371	247
POLAND	37 872	10 661	7 428	SOUTH AFRICA	2 200	1 173	816
CZECH REPUBL	14 840	3 663	2 542	NAMIBIA	854	89	60
SLOVAKIA	4 867	1 425	992	USA	1 404	396	271
HUNGARY	3 004	216	151	CANADA	860	342	235
				MEXICO	308 708	110 248	78 070
				GUATEMALA	1 370	421	293

6 IMPORTS AND EXPORTS (SPECIAL TRADE) BY GROUPS OF THE SITC-REV. III AND BY COUNTRIES OF PRODUCTION AND CONSUMPTION 1995

GROUP COUNTRY	DT = 100 KG	1 000 DM	1 000 \$	GROUP COUNTRY	DT = 100 KG	1 000 DM	1 000 \$
NICARAGUA	150	45	32	KAZAKHSTAN	1 536	320	228
HAITI	93 409	15 687	11 014	CROATIA	387	139	101
BAHAMAS	3 804	539	376	BOS HERZEGOV	408	153	106
DOMINIC REP	3 305	515	361	MACEDONIA	750	362	249
ANTIGUA	1 702	293	204	MOROCCO	1 509	561	388
DOMINICA	600	185	132	LIBYA	6 593	2 253	1 572
MARTINIQUE	511	62	43	EGYPT	1 378	292	202
TRINIDAD TOB	960	304	219	NIGERIA	231	89	64
NETH ANTILL	7 882	874	606	ZAIRE	229	67	45
COLOMBIA	1 652	475	338	SOUTH AFRICA	158	118	80
VENEZUELA	3 996	1 266	903	NAMIBIA	1 738	624	432
GUYANA	1 820	619	441	USA	146	112	78
SURINAME	320	107	76	BRAZIL	10 115	4 104	2 921
FRENCH GUIAN	2 800	953	677	CHILE	822	298	203
ECUADOR	1 653	510	349	CYPRUS	759	279	194
PERU	32 268	9 300	6 558	LEBANON	378	122	85
BRAZIL	10 919	3 917	2 770	IRAN	1 162	354	245
BOLIVIA	300	102	73	JORDAN	590	165	115
URUGUAY	443	210	142	SAUDI ARABIA	1 657	564	399
ARGENTINA	2 819	935	647	KUWAIT	714	236	162
CYPRUS	1 453	298	210	BAHRAIN	724	214	149
LEBANON	9 275	3 281	2 324	ARAB EMIRAT	1 891	590	417
SYRIA	178	166	119	PHILIPPINES	122	60	40
IRAN	960	2 106	1 403	TAIWAN	150	78	53
ISRAEL	22 890	8 213	5 725	HONG KONG	180	51	33
JORDAN	4 731	703	492	UNID COUNTR	159	83	58
SAUDI ARABIA	183 022	37 205	26 034				
KUWAIT	5 604	1 100	763	024 CHEESE AND CURD			
BAHRAIN	2 845	448	317	IMPORTS	4 788 495	3 706 602	2 588 816
QATAR	5 497	734	517	FRANCE	1 256 213	1 055 239	736 827
ARAB EMIRAT	33 821	5 981	4 196	BELGIUM LUX	153 744	99 467	69 428
OMAN	20 227	3 131	2 195	NETHERLANDS	2 062 238	1 457 843	1 019 847
INDIA	3 020	1 034	735	ITALY	265 997	244 671	171 516
BANGLADESH	3 900	1 058	734	UNTD KINGDOM	52 656	31 910	22 312
SRI LANKA	4 920	1 354	953	IRELAND	17 949	12 656	8 859
THAILAND	36 241	10 275	7 182	DENMARK	707 753	544 273	377 822
VIETNAM	2 178	677	442	GREECE	72 341	67 495	47 278
INDONESIA	56 190	17 025	12 020	PORTUGAL	77	77	55
MALAYSIA	45 469	15 139	10 521	SPAIN	5 094	3 305	2 298
SINGAPORE	20 003	6 170	4 365	SWEDEN	4 602	2 820	1 973
PHILIPPINES	13 865	4 026	2 830	FINLAND	1 373	979	681
SOUTH KOREA	1 325	338	236	AUSTRIA	23 257	20 440	14 228
JAPAN	31 707	14 153	9 858	EU	4 623 294	3 541 175	2 473 124
TAIWAN	423	108	74	NORWAY	12 861	6 939	4 845
HONG KONG	9 412	2 175	1 518	SWITZERLAND	114 680	142 219	99 488
FR POLYNESIA	1 140	147	103	TURKEY	839	513	364
SHIPS SUPPL	3 543	362	256	LATVIA	1 343	442	308
UNID COUNTR	554	116	80	POLAND	9 468	3 338	2 302
023 BUTTER, OTHER FAT OF MILK				CZECH REPUBL	1 908	689	473
IMPORTS	1 764 320	1 033 897	720 958	SLOVAKIA	1 687	553	385
FRANCE	28 009	16 063	11 218	HUNGARY	2 517	1 094	778
BELGIUM LUX	153 330	79 391	56 672	BULGARIA	5 889	3 444	2 413
NETHERLANDS	922 199	508 402	352 019	USA	1 556	1 251	871
ITALY	14 409	8 862	6 197	CYPRUS	218	155	107
UNTD KINGDOM	79 480	50 384	35 480	AUSTRALIA	3 563	986	691
IRELAND	427 937	291 272	204 866	NEW ZEALAND	8 487	3 728	2 620
DENMARK	69 867	44 008	30 656	EXPORTS	4 066 317	2 306 459	1 611 413
PORTUGAL	4 682	2 922	2 028	FRANCE	289 799	180 313	125 674
SPAIN	9 904	5 744	4 010	BELGIUM LUX	341 619	194 586	135 718
SWEDEN	11 861	6 923	4 928	NETHERLANDS	318 396	165 070	115 976
FINLAND	4 787	3 164	2 204	ITALY	1 303 531	848 506	592 064
AUSTRIA	13 262	8 128	5 643	UNTD KINGDOM	259 139	160 023	111 850
EU	1 739 727	1 025 263	714 921	IRELAND	4 187	2 715	1 878
ESTONIA	391	130	92	DENMARK	93 559	45 739	31 798
LATVIA	834	292	204	GREECE	115 773	80 441	56 236
LITHUANIA	665	240	168	PORTUGAL	9 315	6 005	4 203
POLAND	6 874	2 389	1 681	SPAIN	75 179	47 347	33 058
CZECH REPUBL	4 639	1 499	1 043	SWEDEN	24 382	18 729	13 073
SLOVAKIA	184	79	56	FINLAND	11 185	6 411	4 483
BOS HERZEGOV	1 925	1 257	870	AUSTRIA	203 721	105 896	74 026
CANADA	8 073	2 195	1 538	EU	3 049 785	1 861 781	1 300 037
NEW ZEALAND	941	538	376	CANARY IS	15 913	10 206	7 150
EXPORTS	676 704	345 793	241 065	NORWAY	1 874	1 755	1 232
FRANCE	150 298	97 101	68 924	SWITZERLAND	16 074	15 322	10 708
BELGIUM LUX	71 029	46 126	32 594	ANDORRA	303	195	137
NETHERLANDS	78 133	42 812	29 929	VATICAN CITY	461	237	163
ITALY	43 709	29 290	20 476	MALTA	13 186	5 953	4 173
UNTD KINGDOM	2 746	1 906	1 328	TURKEY	788	523	372
IRELAND	4 548	2 586	1 827	ESTONIA	3 006	1 399	983
DENMARK	37 166	21 898	14 677	LATVIA	1 030	540	379
GREECE	7 260	5 360	3 766	LITHUANIA	1 402	672	477
SPAIN	677	473	332	POLAND	86 567	28 732	20 138
AUSTRIA	25 098	16 549	11 528	CZECH REPUBL	53 519	22 071	15 429
EU	420 668	264 106	185 385	SLOVAKIA	6 970	3 308	2 302
CANARY IS	2 785	1 941	1 345	HUNGARY	6 886	2 859	2 004
SWITZERLAND	4 997	1 973	1 379	ROMANIA	5 560	2 613	1 829
VATICAN CITY	291	102	71	BULGARIA	3 958	1 792	1 228
MALTA	315	119	82	ALBANIA	4 225	1 383	965
TURKEY	3 180	933	674	UKRAINE	3 222	1 685	1 180
ESTONIA	4 455	1 258	827	BELARUS	401	334	230
LATVIA	210	70	50	MOLDOVA	267	136	96
LITHUANIA	3 977	1 226	822	RUSSIA	323 772	134 712	93 924
POLAND	177	61	40	ARMENIA	1 028	318	226
CZECH REPUBL	1 484	553	383	AZERBAIJAN	500	280	191
ROMANIA	547	192	135	KAZAKHSTAN	507	246	170
BULGARIA	3 507	1 037	725	UZBEKISTAN	258	187	129
UKRAINE	327	166	112	SLOVENIA	6 457	4 009	2 811
BELARUS	215	71	46	CROATIA	37 913	16 057	11 267
MOLDOVA	605	164	108	BOS HERZEGOV	10 706	4 532	3 150
RUSSIA	192 004	58 833	39 785	SERB MONTNEG	612	264	178
AZERBAIJAN	2 355	640	436	MACEDONIA	5 336	2 269	1 593
				MOROCCO	1 211	412	288

6 IMPORTS AND EXPORTS (SPECIAL TRADE) BY GROUPS OF THE SITC-REV. III, BY COUNTRIES OF PRODUCTION AND CONSUMPTION 1995

GROUP COUNTRY	DT = 100 KG	1 000 DM	1 000 \$	GROUP COUNTRY	DT = 100 KG	1 000 DM	1 000 \$
ALGERIA	198	88	62	034 FISH,FRESH,CHILLED,FROZEN			
LIBYA	892	328	237	IMPORTS	4 910 728	1 967 244	1 374 908
EGYPT	2 424	1 049	740	FRANCE	52 103	47 122	32 850
NIGERIA	81	76	48	BELGIUM LUX	13 106	11 001	7 647
SOUTH AFRICA	2 623	1 354	947	NETHERLANDS	172 315	129 126	90 317
NAMIBIA	3 373	1 281	899	ITALY	31 672	22 613	15 853
USA	14 123	9 263	6 462	UNITED KINGDOM	88 790	26 066	18 274
CANADA	4 711	5 568	3 875	IRELAND	346 576	38 535	26 850
MEXICO	1 044	508	357	DENMARK	940 543	362 237	253 203
CUBA	3 698	1 698	1 183	GREECE	4 851	6 254	4 341
TRINIDAD TOB	4 437	1 289	906	PORTUGAL	896	505	353
VENEZUELA	725	343	243	SPAIN	17 028	11 255	7 850
PERU	1 199	497	343	SWEDEN	19 355	6 031	4 219
BRAZIL	200 253	82 887	58 572	FINLAND	166	123	87
CHILE	455	275	192	AUSTRIA	783	635	447
URUGUAY	43	55	40	EU	1 688 184	661 563	462 291
ARGENTINA	300	123	85	CANARY IS	650	577	404
CYPRUS	7 995	4 017	2 824	ICELAND	393 639	151 640	105 978
LEBANON	14 057	4 565	3 181	NORWAY	1 245 478	637 720	445 904
ISRAEL	233	122	85	SWITZERLAND	436	212	149
JORDAN	809	403	274	FAEROE IS	46 799	19 542	13 684
SAUDI ARABIA	31 929	13 054	9 131	TURKEY	4 128	2 476	1 721
KUWAIT	7 849	3 833	2 668	ESTONIA	5 633	2 919	2 036
BAHRAIN	2 956	1 640	1 152	LATVIA	707	396	274
QATAR	145	95	67	LITHUANIA	1 180	236	158
ARAB EMIRAT	3 804	2 349	1 634	POLAND	366 537	100 421	70 057
YEMEN	204	125	88	CZECH REPUBL	41 250	17 828	12 437
PAKISTAN	235	176	120	SLOVAKIA	699	454	316
NEPAL	141	123	85	HUNGARY	5 763	3 172	2 250
SINGAPORE	165	194	137	ROMANIA	461	500	339
MONGOLIA	161	85	60	UKRAINE	214	70	49
SOUTH KOREA	717	354	234	BELARUS	1 273	566	399
JAPAN	78 057	31 441	22 052	RUSSIA	421 653	102 091	71 187
TAIWAN	144	90	63	AZERBAIJAN	358	52	36
HONG KONG	831	725	499	KAZAKHSTAN	9 747	5 580	3 905
AUSTRALIA	9 751	8 265	5 793	SLOVENIA	517	288	201
AUST OCEANIA	99	89	63	CROATIA	580	214	148
NEW ZEALAND	431	448	311	MOROCCO	6 846	3 793	2 612
SHIPS SUPPL	74	55	37	TUNISIA	177	272	190
UNIT COUNTR	614	376	262	EGYPT	44	146	104
025 EGGS,BIRDS,YOLKS,ALBUMIN				MAURITANIA	121	105	70
IMPORTS	2 866 536	516 294	361 586	SENEGAL	7 355	7 618	5 341
FRANCE	167 531	41 715	29 241	GUINEA	63	121	84
BELGIUM LUX	433 464	69 139	48 347	GHANA	138	212	151
NETHERLANDS	2 159 999	364 632	255 395	TOGO	70	91	62
ITALY	12 110	6 141	4 303	NIGERIA	283	498	346
UNITED KINGDOM	3 979	5 361	3 745	CAMEROON	2	94	65
DENMARK	33 407	7 132	5 014	GABON		85	58
SPAIN	7 420	1 151	817	ZAIRE	12	364	253
SWEDEN	3 969	877	619	BURUNDI	70	187	130
FINLAND	13 708	1 361	959	ERITREA	5	47	31
AUSTRIA	5 592	722	510	KENYA	12 774	8 405	5 859
EU	2 841 179	498 231	348 950	UGANDA	2 365	1 421	1 000
SWITZERLAND	351	66	46	TANZANIA	1 623	974	681
CZECH REPUBL	10 431	5 304	3 722	SEYCHELLES	265	334	233
HUNGARY	834	895	631	MAURITIUS	747	223	156
USA	6 045	6 494	4 521	ZAMBIA	32	224	157
CANADA	3 740	4 749	3 327	ZIMBABWE	82	78	55
ISRAEL	3 681	401	280	MALAWI	38	258	181
THAILAND	223	119	84	SOUTH AFRICA	11 298	4 673	3 269
EXPORTS	638 901	122 928	85 881	NAMIBIA	3 016	1 385	981
FRANCE	55 813	8 100	5 682	USA	36 356	29 549	20 672
BELGIUM LUX	36 008	5 509	3 891	CANADA	61 172	15 458	10 819
NETHERLANDS	179 241	32 832	22 964	GREENLAND	4 599	2 876	1 983
ITALY	44 942	5 743	3 992	PANAMA	397	206	149
UNITED KINGDOM	20 720	3 123	2 194	TRINIDAD TOB	237	85	61
DENMARK	29 755	4 345	3 020	NETH ANTILL	890	248	175
GREECE	5 404	2 913	2 041	COLOMBIA	2 095	2 193	1 529
SPAIN	4 322	1 093	754	VENEZUELA	23	211	146
SWEDEN	2 503	317	216	GUYANA	9	76	51
AUSTRIA	43 212	8 999	6 274	ECUADOR	722	869	610
EU	422 117	73 004	51 048	PERU	81 993	21 341	14 987
LIECHTENST	655	119	83	BRAZIL	1 616	5 715	3 975
SWITZERLAND	100 264	17 834	12 440	CHILE	57 989	22 353	15 557
MALTA	123	79	55	PARAGUAY	5	102	71
POLAND	3 235	1 103	762	URUGUAY	10 401	3 050	2 140
CZECH REPUBL	8 036	967	675	ARGENTINA	52 244	14 857	10 362
HUNGARY	3 385	422	295	IRAN	344	284	204
ROMANIA	1 322	220	149	ISRAEL	106	1 016	725
UKRAINE	200	87	60	SAUDI ARABIA	81	135	90
RUSSIA	2 609	712	491	OMAN	3 791	1 410	978
CROATIA	425	174	120	PAKISTAN	1 592	1 129	794
BOS HERZEGOV	20 415	2 788	1 942	INDIA	564	273	195
GHANA	99	68	46	BANGLADESH	243	117	83
SOUTH AFRICA	79	50	35	SRI LANKA	463	1 955	940
IRAN	177	116	82	THAILAND	1 875	3 129	2 186
SAUDI ARABIA	2 918	1 560	1 090	VIETNAM	4 257	2 700	1 898
KUWAIT	2 608	1 724	1 205	INDONESIA	1 066	1 926	1 349
BAHRAIN	267	155	102	MALAYSIA	176	519	362
ARAB EMIRAT	4 919	2 514	1 761	SINGAPORE	3 780	11 459	8 004
OMAN	445	90	62	PHILIPPINES	85	866	607
INDIA	8	93	66	CHINA	281 173	69 953	49 033
MALAYSIA	1 782	669	475	NORTH KOREA	130	60	43
PHILIPPINES	105	227	159	SOUTH KOREA	97	77	54
NORTH KOREA	200	88	63	JAPAN	1 714	2 465	1 742
SOUTH KOREA	12 955	1 207	846	TAIWAN	1 707	1 163	821
JAPAN	12 567	11 281	7 868	HONG KONG	66	368	258
TAIWAN	1 152	164	113	AUSTRALIA	1 751	2 352	1 656
HONG KONG	33 322	4 681	3 271	NEW ZEALAND	11 224	4 857	3 386
SHIPS SUPPL	1 145	222	158	EXPORTS	1 676 394	505 418	352 133
UNIT COUNTR	264	78	54	FRANCE	356 021	179 118	124 828
				BELGIUM LUX	59 253	33 714	23 565

6 IMPORTS AND EXPORTS (SPECIAL TRADE) BY GROUPS OF THE SITC-REV. III AND BY COUNTRIES OF PRODUCTION AND CONSUMPTION 1995

GROUP COUNTRY	DT = 100 KG	1 000 DM	1 000 \$	GROUP COUNTRY	DT = 100 KG	1 000 DM	1 000 \$
NETHERLANDS	504 886	87 149	60 720	SWEDEN	430	237	169
ITALY	35 374	21 899	15 317	AUSTRIA	3 624	4 719	3 264
UNTD KINGDOM	57 659	19 624	13 617	EU	43 520	39 234	27 228
DENMARK	87 891	16 387	11 422	SWITZERLAND	473	1 259	874
GREECE	3 119	1 085	769	POLAND	4 761	2 681	1 891
PORTUGAL	3 372	2 347	1 611	SLOVAKIA	132	117	78
SPAIN	57 636	39 209	27 370	UKRAINE	74	90	62
SWEDEN	9 178	3 169	2 236	RUSSIA	777	962	673
FINLAND	83	80	56	CROATIA	194	91	63
AUSTRIA	40 083	28 464	19 862	SYRIA	20	58	40
EU	1 215 155	432 260	301 384	ISRAEL	143	75	53
CANARY IS	19	61	42	UNID COUNTR	35	97	70
NORWAY	1 271	572	397				
SWITZERLAND	10 565	11 492	8 058	036 CRUSTACEANS,MOLLUSCS ETC			
MALTA	147	47	34	IMPORTS	451 263	324 507	226 483
ESTONIA	6 757	690	488	FRANCE	17 854	18 795	13 081
LATVIA	592	67	47	BELGIUM LUX	8 821	15 686	10 976
LITHUANIA	8 576	732	519	NETHERLANDS	66 702	29 749	20 686
POLAND	93 427	13 206	9 222	ITALY	7 394	5 538	3 858
CZECH REPUB	46 239	6 700	4 862	UNTD KINGDOM	4 567	6 281	4 376
SLOVAKIA	31 565	3 147	2 208	IRELAND	4 834	1 391	970
HUNGARY	2 845	822	576	DENMARK	147 450	21 183	14 745
ROMANIA	6 434	459	325	GREECE	693	673	468
BULGARIA	447	64	46	PORTUGAL	81	74	50
UKRAINE	3 352	412	289	SPAIN	31 991	17 930	12 496
BELARUS	13 302	1 521	1 068	SWEDEN	1 322	136	92
RUSSIA	14 428	4 815	3 342	AUSTRIA	97	211	143
SLOVENIA	267	131	94	EU	291 806	117 647	81 941
CROATIA	2 103	320	221	CANARY IS	44	66	47
BOS HERZEGOV	66	50	35	ICELAND	2 490	3 299	2 307
SERB MONTNEG	975	84	60	NORWAY	1 021	852	591
MACEDONIA	1 831	261	183	FAEROE IS	104	50	35
EGYPT	33 260	2 195	1 491	TURKEY	814	875	601
IVORY COAST	15 969	881	618	POLAND	541	146	104
GHANA	36 508	1 798	1 231	HUNGARY	229	83	60
NIGERIA	64 185	3 674	2 532	RUSSIA	95	58	41
CAMEROON	6 691	345	250	MOROCCO	666	394	266
USA	12 184	5 617	3 726	TUNISIA	247	185	121
CANADA	222	54	36	SENEGAL	806	1 193	824
HAITI	3 834	162	117	GAMBIA	386	269	188
JAMAICA	1 016	91	59	SIERRA LEONE	72	125	87
CYPRUS	291	112	79	GHANA	54	117	82
LEBANON	176	107	73	TOGO	41	133	93
ISRAEL	10 449	1 722	1 196	NIGERIA	1 970	2 981	2 085
THAILAND	885	270	179	CONGO	29	54	38
MALAYSIA	12	101	71	KENYA	266	202	141
SINGAPORE	51	149	103	BRIT IND OC	69	165	115
CHINA	1 403	150	107	SOUTH AFRICA	76	210	145
SOUTH KOREA	1 308	100	71	USA	6 280	5 153	3 588
JAPAN	25 929	8 427	5 830	CANADA	7 612	13 163	9 182
TAIWAN	28	567	397	GREENLAND	229	138	98
HONG KONG	9	299	207	CUBA	197	938	651
AUSTRALIA	674	157	107	BAHAMAS	7	48	34
UNID COUNTR	562	256	168	COLOMBIA	88	131	93
035 FISH,DRIED,SALTED,SMOKED				FRENCH GUIAN	20	46	32
IMPORTS	352 977	308 378	214 947	ECUADOR	404	453	319
FRANCE	9 903	20 910	14 558	CHILE	316	397	275
BELGIUM LUX	2 040	3 212	2 239	IRAN	107	253	179
NETHERLANDS	78 451	34 326	23 971	ARAB EMIRAT	193	108	78
ITALY	89	140	96	OMAN	29	81	58
UNTD KINGDOM	6 373	2 799	1 946	PAKISTAN	3 026	1 720	1 207
IRELAND	10 086	2 072	1 426	INDIA	16 418	12 033	8 402
DENMARK	94 284	115 038	80 097	BANGLADESH	20 808	38 245	26 755
GREECE	2 977	4 108	2 862	SRI LANKA	86	205	142
SPAIN	1 374	645	452	MYANMAR	7 300	15 815	11 067
SWEDEN	7 254	1 389	977	THAILAND	59 326	79 643	55 677
EU	212 851	184 684	128 656	VIETNAM	5 768	4 166	2 903
ICELAND	7 954	4 442	3 119	INDONESIA	3 448	6 883	4 786
NORWAY	99 808	88 695	61 806	MALAYSIA	2 258	3 303	2 321
SWITZERLAND	108	205	143	SINGAPORE	709	1 253	873
FAEROE IS	70	134	95	PHILIPPINES	3 062	1 821	1 277
TURKEY	256	372	252	CHINA	5 777	5 197	3 635
ESTONIA	395	238	169	SOUTH KOREA	231	262	182
LATVIA	224	60	41	JAPAN	31	58	39
LITHUANIA	304	79	56	AUSTRALIA	379	728	514
POLAND	13 064	11 694	8 200	NEW ZEALAND	4 975	2 856	1 992
BELARUS	437	242	172	EXPORTS	155 040	68 280	47 768
RUSSIA	5 312	2 649	1 842	FRANCE	852	2 060	1 425
GHANA	99	51	31	BELGIUM LUX	6 622	7 448	5 179
USA	343	456	317	NETHERLANDS	102 951	28 081	19 761
CANADA	4 350	7 170	5 025	ITALY	1 185	1 351	945
ST PIERRE	181	273	197	UNTD KINGDOM	1 190	1 363	258
PERU	75	86	62	DENMARK	1 424	1 219	846
CHILE	6 678	5 977	4 158	GREECE	989	930	641
SRI LANKA	70	59	42	PORTUGAL	20	160	111
THAILAND	147	78	54	SPAIN	454	1 092	756
SINGAPORE	12	224	156	SWEDEN	185	92	64
CHINA	22	138	97	FINLAND	109	134	93
JAPAN	18	77	53	AUSTRIA	4 039	5 489	3 830
TAIWAN	20	102	70	EU	119 020	48 419	33 909
HONG KONG	8	56	39	NORWAY	102	129	89
EXPORTS	50 474	44 884	31 175	SWITZERLAND	2 724	3 980	2 788
FRANCE	5 898	5 124	3 557	POLAND	28 702	12 321	8 616
BELGIUM LUX	841	1 299	914	CZECH REPUB	36	90	60
NETHERLANDS	1 157	1 436	1 007	SLOVAKIA	59	76	55
ITALY	15 659	17 429	12 098	HUNGARY	75	78	52
UNTD KINGDOM	1 366	332	226	BULGARIA	262	112	78
DENMARK	541	374	255	UKRAINE	464	442	306
GREECE	32	81	57	BELARUS	112	116	83
PORTUGAL	3 116	1 946	1 346	RUSSIA	1 863	1 687	1 161
SPAIN	10 852	6 256	4 334	CROATIA	913	235	163
				SYRIA	95	224	157

6 IMPORTS AND EXPORTS (SPECIAL TRADE) BY GROUPS OF THE SITC-REV. III AND BY COUNTRIES OF PRODUCTION AND CONSUMPTION 1995

GROUP COUNTRY	DT = 100 KG	1 000 DM	1 000 \$	GROUP COUNTRY	DT = 100 KG	1 000 DM	1 000 \$
MALAYSIA	192	162	115	BURKINA FASO	2 360	1 236	858
037 FISH ETC.PREPD,PRSDV.NES				BENIN	7 579	3 970	2 782
IMPORTS	1 444 117	781 345	545 825	CAMEROON	1 269	668	462
FRANCE	79 436	49 016	34 319	EQUAT GUINEA	649	345	239
BELGIUM LUX	19 173	16 141	11 304	S TOME PRINC	1 101	577	408
NETHERLANDS	147 497	89 198	62 311	BURUNDI	487	259	179
ITALY	10 902	9 142	6 402	NAMIBIA	92	56	38
UNTD KINGDOM	25 921	18 557	13 008	USA	4 081	5 697	3 974
IRELAND	35 748	6 510	4 537	CANADA	2 043	1 156	801
DENMARK	251 067	160 630	112 276	MEXICO	2 414	1 200	837
GREECE	3 131	2 402	1 670	GUATEMALA	2 431	1 273	888
PORTUGAL	18 974	9 634	6 686	JAMAICA	118	45	31
SPAIN	32 662	21 795	15 269	COLOMBIA	85	84	58
SWEDEN	7 934	5 740	4 032	VENEZUELA	11	66	49
FINLAND	28	86	60	BRAZIL	361	422	296
EU	632 488	388 865	271 884	CHILE	92	103	73
ICELAND	10 349	11 921	8 329	PARAGUAY	220	193	130
NORWAY	16 780	11 532	8 080	URUGUAY	151	147	103
FAEROE IS	309	193	136	ARGENTINA	1 793	1 201	844
TURKEY	38 031	16 946	11 864	CYPRUS	676	325	227
ESTONIA	979	1 382	972	LEBANON	955	388	267
LATVIA	361	100	71	SYRIA	41	77	52
LITHUANIA	12 691	3 055	2 129	ISRAEL	728	804	556
POLAND	188 479	43 213	30 188	JORDAN	472	247	171
CZECH REPUBL	39	54	38	SAUDI ARABIA	4	145	101
RUSSIA	1 761	15 085	10 504	ARAB EMIRAT	225	280	189
KAZAKHSTAN	128	4 362	3 026	THAILAND	6	127	92
SLOVENIA	225	208	149	SINGAPORE	99	221	155
MOROCCO	88 693	45 653	32 046	CHINA	185	98	66
SENEGAL	1 584	725	483	JAPAN	160	2 704	1 895
IVORY COAST	962	411	286	TAIWAN	1	78	58
GHANA	8 663	3 156	2 205	HONG KONG	86	671	468
SEYCHELLES	9 712	4 140	2 926	AUSTRALIA	4 185	2 785	1 949
MADAGASCAR	15 903	6 748	4 710	NEW ZEALAND	53	86	61
MAURITIUS	9 298	3 751	2 635	UNID COUNTR	616	645	452
USA	2 820	6 807	4 689	041 WHEAT, MESLIN, UNMILLED			
CANADA	772	2 137	1 506	IMPORTS	12 579 562	383 328	268 124
GREENLAND	98	63	42	FRANCE	7 044 555	202 467	142 110
COLOMBIA	7 507	3 237	2 267	BELGIUM LUX	286 042	9 533	6 563
VENEZUELA	264	148	106	NETHERLANDS	852 695	26 359	18 633
ECUADOR	1 041	386	274	ITALY	63 819	2 300	1 628
BRAZIL	235	101	70	UNTD KINGDOM	950 962	26 960	18 939
CHILE	5 663	7 609	5 316	DENMARK	879 500	26 188	18 029
IRAN	208	5 738	3 969	GREECE	62 372	2 148	1 464
ARAB EMIRAT	1 594	1 022	710	SPAIN	9 505	351	249
INDIA	2 415	2 626	1 837	FINLAND	33 313	1 031	728
BANGLADESH	918	1 239	867	AUSTRIA	23 612	826	574
MALDIVES	12 405	5 222	3 667	EU	10 206 381	298 164	208 918
THAILAND	191 176	115 150	80 127	TURKEY	1 023	57	39
VIETNAM	13 232	5 187	3 598	CZECH REPUBL	3 907	156	109
INDONESIA	11 896	4 931	3 445	SLOVAKIA	8 589	270	189
MALAYSIA	5 271	3 323	2 317	HUNGARY	376 932	9 344	6 517
SINGAPORE	3 970	2 159	1 513	USA	258 816	9 733	6 813
PHILIPPINES	133 290	45 616	31 882	CANADA	1 683 874	64 161	44 520
CHINA	7 263	4 396	3 051	SYRIA	39 493	1 395	985
SOUTH KOREA	3 310	1 877	1 308	EXPORTS	42 501 357	1 150 015	801 495
JAPAN	494	423	292	FRANCE	1 599 580	55 648	38 703
HONG KONG	88	63	46	BELGIUM LUX	3 690 179	112 034	78 171
AUSTRALIA	84	59	41	NETHERLANDS	7 184 349	218 346	152 041
NEW ZEALAND	133	58	42	ITALY	5 344 864	170 842	118 833
FIJI	302	124	85	UNTD KINGDOM	2 617 596	81 204	56 187
EXPORTS	848 427	417 156	290 555	IRELAND	249 263	7 684	5 319
FRANCE	213 289	104 106	72 593	DENMARK	465 316	13 799	9 643
BELGIUM LUX	46 050	27 143	18 914	GREECE	1 148 291	33 425	23 002
NETHERLANDS	89 789	41 984	29 275	PORTUGAL	331 525	10 340	7 163
ITALY	109 784	54 003	37 480	SPAIN	765 085	22 990	15 951
UNTD KINGDOM	32 660	18 864	13 146	SWEDEN	62 212	1 740	1 224
IRELAND	50	46	32	FINLAND	738 942	20 223	13 989
DENMARK	15 968	9 489	6 611	AUSTRIA	400 604	11 868	8 268
GREECE	13 499	7 826	5 454	EU	24 597 806	760 143	528 494
PORTUGAL	8 778	4 154	2 892	ICELAND	30 255	649	443
SPAIN	29 507	14 093	9 809	NORWAY	228 097	6 358	4 464
SWEDEN	5 867	2 057	1 428	SWITZERLAND	49 951	1 284	899
FINLAND	2 032	833	581	TURKEY	1 983 368	52 556	36 125
AUSTRIA	84 123	48 040	33 451	LATVIA	45 130	896	636
EU	651 396	332 638	231 666	LITHUANIA	2 013	143	101
CANARY IS	615	422	297	POLAND	609 010	11 408	8 173
NORWAY	2 794	947	657	SLOVAKIA	33 250	1 063	727
SWITZERLAND	12 395	10 127	7 069	BELARUS	223 061	3 954	2 821
MALTA	106	70	48	RUSSIA	78 010	2 339	1 642
TURKEY	1 759	531	372	GEORGIA	347 796	4 777	3 419
ESTONIA	2 267	353	244	ARMENIA	99 350	1 398	998
LITHUANIA	12 445	2 741	1 905	AZERBAIJAN	521 292	8 434	6 000
POLAND	61 078	11 362	7 889	UZBEKISTAN	931 383	26 811	18 605
CZECH REPUBL	18 648	8 041	5 610	MOROCCO	679 824	13 064	9 373
SLOVAKIA	4 327	2 022	1 408	TUNISIA	535 303	10 662	7 603
HUNGARY	9 038	3 288	2 285	LIBYA	1 124 132	20 646	14 804
ROMANIA	1 164	464	323	SUDAN	382 069	7 791	5 245
BULGARIA	365	184	126	MAURITANIA	132 000	3 164	2 164
UKRAINE	852	735	513	MALI	60 545	1 519	1 075
BELARUS	1 108	549	385	SENEGAL	348 435	9 033	6 320
MOLDOVA	117	59	39	GUINEA	85 644	2 240	1 546
RUSSIA	25 661	10 967	7 631	IVORY COAST	322 238	8 109	5 712
AZERBAIJAN	79	55	39	CAMEROON	75 000	1 967	1 380
KAZAKHSTAN	145	111	73	CONGO	134 348	2 823	1 948
UZBEKISTAN	373	176	121	ZAIRE	55 644	1 450	1 004
SLOVENIA	2 361	1 042	725	ETHIOPIA	529 331	6 577	4 686
CROATIA	2 022	764	536	ERITREA	180 000	2 050	1 450
MACEDONIA	229	108	74	MOZAMBIQUE	120 000	2 788	1 893
MOROCCO	256	193	126	MAURITIUS	278 909	5 776	3 921
EGYPT	714	460	328	ZAMBIA	127 472	2 612	1 823

6 IMPORTS AND EXPORTS (SPECIAL TRADE) BY GROUPS OF THE SITC-REV. III AND BY COUNTRIES OF PRODUCTION AND CONSUMPTION 1995

GROUP COUNTRY	DT = 100 KG	1 000 DM	1 000 \$	GROUP COUNTRY	DT = 100 KG	1 000 DM	1 000 \$
ZIMBABWE	461 944	8 699	6 161	PORTUGAL	72 067	1 724	1 188
SOUTH AFRICA	1 416 116	32 595	22 424	SPAIN	7 539 885	190 923	133 800
LESOTHO	149 914	3 383	2 373	SWEDEN	98 723	2 285	1 616
USA	143 510	2 916	2 031	AUSTRIA	196 200	5 681	3 950
DOMINIC REP	18 400	312	213	EU	14 281 616	369 065	258 040
VENEZUELA	807 635	16 547	11 487	ICELAND	50 170	1 010	705
PERU	131 206	2 798	2 017	NORWAY	50 068	732	487
BRAZIL	1 280 673	28 338	19 867	SWITZERLAND	223 679	4 525	3 228
IRAQ	281 625	5 529	3 933	POLAND	725 275	10 613	7 509
IRAN	187 737	3 981	2 763	MOROCCO	98 962	1 814	1 296
YEMEN	539 800	9 599	6 860	TUNISIA	715 000	15 460	10 841
INDONESIA	1 199 966	26 505	18 902	LIBYA	841 099	12 726	8 631
CHINA	931 697	24 294	16 932	NAMIBIA	4 200	171	120
				CYPRUS	916 949	13 301	9 293
042 RICE				IRAN	225 651	4 658	3 198
IMPORTS	2 590 181	275 755	193 140	SAUDI ARABIA	11 593 474	183 706	127 149
FRANCE	48 950	6 116	4 284	KUWAIT	304 015	4 099	2 927
BELGIUM LUX	196 720	40 986	28 641	AFGHANISTAN	37 580	529	374
NETHERLANDS	72 125	9 765	6 832	044 MAIZE UNMILLED			
ITALY	782 531	93 212	65 224	IMPORTS	10 001 151	458 406	320 345
UNITD KINGDOM	13 076	3 373	2 338	FRANCE	7 194 462	320 439	224 585
DENMARK	253	41	30	BELGIUM LUX	269 421	8 639	6 102
GREECE	546	113	73	NETHERLANDS	698 755	21 838	15 475
SPAIN	170 246	22 034	15 516	ITALY	2 887	495	344
AUSTRIA	670	96	68	UNITD KINGDOM	5 852	2 976	2 118
EU	1 285 191	175 753	123 019	DENMARK	4 372	343	237
TURKEY	385	56	40	AUSTRIA	19 124	11 490	7 923
USA	884 881	57 530	40 284	EU	8 195 559	366 254	256 809
CANADA	580	158	111	TURKEY	1 993	356	252
NETH ANTILL	134 859	14 246	10 052	CZECH REPUBL	1 945	122	85
GUYANA	19 710	2 222	1 515	SLOVAKIA	4 040	982	685
SURINAME	103 150	11 095	7 850	HUNGARY	67 607	15 977	10 801
PAKISTAN	3 781	370	256	ROMANIA	7 739	1 503	1 044
INDIA	33 963	5 053	3 526	CROATIA	23 877	5 570	3 800
SRI LANKA	426	45	30	SOUTH AFRICA	3 863	830	590
MYANMAR	540	89	61	USA	1 085 725	37 216	25 742
THAILAND	105 822	8 415	5 897	CANADA	19 601	11 103	7 736
CHINA	364	46	39	CHILE	3 881	1 451	1 027
JAPAN	31	6	30	ARGENTINA	585 864	16 974	11 730
AUSTRALIA	15 140	509	356	EXPORTS	2 931 414	123 349	86 022
EXPORTS	537 280	69 190	48 358	FRANCE	568 478	25 700	17 937
FRANCE	17 298	3 071	2 146	BELGIUM LUX	22 584	3 411	2 418
BELGIUM LUX	43 573	6 271	4 371	NETHERLANDS	1 563 495	53 572	37 283
NETHERLANDS	31 204	3 864	2 702	ITALY	145 545	5 139	3 623
ITALY	7 799	1 354	945	UNITD KINGDOM	7 431	4 114	2 859
UNITD KINGDOM	18 205	4 323	3 028	IRELAND	253	197	142
IRELAND	360	96	66	DENMARK	162 003	8 417	5 755
DENMARK	132 380	21 398	14 932	SPAIN	145	62	44
GREECE	7 314	1 995	1 390	SWEDEN	2 874	102	72
SWEDEN	36 722	6 529	4 591	AUSTRIA	332 054	11 568	8 163
FINLAND	5 513	1 074	745	EU	2 804 942	112 308	78 315
AUSTRIA	37 717	5 614	3 931	NORWAY	15 272	308	217
EU	338 136	55 611	38 862	SWITZERLAND	10 419	3 296	2 267
NORWAY	22 278	1 833	1 272	TURKEY	40	77	55
SWITZERLAND	8 954	701	489	LATVIA	14 962	266	188
ESTONIA	2 643	157	108	POLAND	76 226	1 831	1 276
LATVIA	976	72	49	CZECH REPUBL	606	340	247
POLAND	62 832	4 292	3 000	SLOVAKIA	5 251	1 230	835
CZECH REPUBL	44 901	2 624	1 851	HUNGARY	1 292	1 661	1 189
SLOVAKIA	19 743	1 134	795	ROMANIA	61	49	36
HUNGARY	1 350	82	57	UKRAINE	312	459	326
RUSSIA	6 956	797	553	BELARUS	203	51	37
SLOVENIA	1 135	97	69	RUSSIA	155	129	94
CROATIA	24 129	1 443	1 012	SLOVENIA	197	98	70
CYPRUS	457	66	46	CROATIA	238	183	130
043 BARLEY, UNMILLED				USA	195	447	318
IMPORTS	7 745 197	260 490	181 569	CHINA	307	230	160
FRANCE	1 733 399	60 149	41 982	JAPAN	411	241	162
BELGIUM LUX	5 508	223	154	045 OTHER CEREALS, UNMILLED			
NETHERLANDS	248 367	9 332	6 514	IMPORTS	2 020 557	76 683	53 453
ITALY	5 201	159	114	FRANCE	186 616	13 206	9 107
UNITD KINGDOM	585 053	17 790	12 468	BELGIUM LUX	24 756	1 189	836
IRELAND	20 512	827	585	NETHERLANDS	123 315	5 702	3 974
DENMARK	3 432 566	126 046	87 606	ITALY	9 058	1 254	877
SWEDEN	518 816	16 989	11 794	UNITD KINGDOM	166 047	4 682	3 286
FINLAND	144 297	4 715	3 308	DENMARK	423 254	11 433	7 910
AUSTRIA	7 373	224	154	SWEDEN	643 456	18 156	12 747
EU	6 701 092	236 454	164 679	FINLAND	167 977	4 935	3 466
POLAND	2 844	71	51	AUSTRIA	13 642	634	439
CZECH REPUBL	285 461	6 236	4 349	EU	1 758 121	61 191	42 642
SLOVAKIA	11 668	263	183	POLAND	3 854	218	152
HUNGARY	275 221	5 381	3 759	CZECH REPUBL	2 193	115	80
UKRAINE	179 440	5 045	3 549	SLOVAKIA	1 169	44	31
RUSSIA	106 541	2 632	1 851	HUNGARY	73 299	2 657	1 836
CANADA	38 074	1 013	734	UKRAINE	953	84	60
URUGUAY	82 312	1 907	1 367	RUSSIA	26 336	822	581
ARGENTINA	21 328	559	395	KAZAKHSTAN	1 820	102	72
AUSTRALIA	40 949	904	634	SUDAN	17 648	710	497
EXPORTS	30 067 959	622 432	433 813	USA	20 349	3 453	2 396
FRANCE	781 338	21 138	14 742	CANADA	44 431	3 031	2 120
BELGIUM LUX	641 369	18 224	12 696	BOLIVIA	775	221	148
NETHERLANDS	3 605 822	93 600	65 243	ARGENTINA	46 143	1 502	1 068
ITALY	477 154	12 670	8 844	CHINA	19 854	2 320	1 623
UNITD KINGDOM	210 801	5 123	3 609	AUSTRALIA	1 821	82	57
IRELAND	11 002	254	183	EXPORTS	24 959 095	417 705	292 956
DENMARK	490 576	13 547	9 450	FRANCE	360 915	9 953	6 906
GREECE	156 333	3 895	2 718				

6 IMPORTS AND EXPORTS (SPECIAL TRADE) BY GROUPS OF THE SITC-REV. III AND BY COUNTRIES OF PRODUCTION AND CONSUMPTION 1995

GROUP COUNTRY	DT = 100 KG	1 000 DM	1 000 \$	GROUP COUNTRY	DT = 100 KG	1 000 DM	1 000 \$
BELGIUM LUX	211 169	5 810	4 051	047 OTHER CEREAL MEAL, FLOURS			
NETHERLANDS	1 606 494	40 509	28 261	IMPORTS	190 586	12 628	8 791
ITALY	244 900	6 519	4 615	FRANCE	47 372	2 386	1 660
UNITD KINGDOM	21 971	787	542	BELGIUM LUX	10 777	2 733	1 522
DENMARK	21 088	2 409	1 655	NETHERLANDS	38 911	2 832	1 960
SPAIN	3 133 803	75 653	52 740	ITALY	47 586	3 087	2 145
SWEDEN	1 272	524	362	UNITD KINGDOM	22 284	1 406	977
FINLAND	89 965	2 251	1 568	DENMARK	11 016	436	289
AUSTRIA	66 131	2 198	1 526	SPAIN	1 386	76	52
EU	5 757 957	146 622	102 231	AUSTRIA	1 321	168	120
ICELAND	4 199	63	43	EU	180 676	11 132	7 750
NORWAY	276 206	3 424	2 372	SWITZERLAND	1 105	442	304
SWITZERLAND	6 962	1 060	739	TURKEY	202	50	36
MALTA	17 824	264	183	USA	6 267	725	507
POLAND	1 813	94	65	SRI LANKA	578	68	49
CZECH REPUB	1 376	1 110	773	THAILAND	1 016	108	76
HUNGARY	1 896	50	35	EXPORTS	912 297	34 476	24 133
MOLDOVA	909 208	29 640	21 194	FRANCE	76 731	3 505	2 456
RUSSIA	118 516	2 354	1 634	BELGIUM LUX	78 754	3 672	2 614
GEORGIA	27 437	962	628	NETHERLANDS	85 981	2 882	2 026
SLOVENIA	88 690	2 933	1 954	ITALY	479	124	85
USA	1 183	42	30	UNITD KINGDOM	1 781	101	73
CHINA	7 215 039	89 636	63 339	DENMARK	241 686	10 401	7 273
SOUTH KOREA	7 972 737	107 769	75 701	SPAIN	651	51	33
JAPAN	2 554 244	31 576	21 960	SWEDEN	111 995	4 775	3 327
046 MEAL, FLOUR OF WHEAT, MSLN				AUSTRIA	5 717	511	351
IMPORTS	1 154 886	61 015	42 563	EU	604 534	26 072	18 273
FRANCE	718 747	36 744	25 644	ICELAND	27 703	623	436
BELGIUM LUX	231 787	11 484	8 040	NORWAY	1 335	71	45
NETHERLANDS	52 483	2 645	1 849	SWITZERLAND	3 228	340	239
ITALY	63 162	5 516	3 804	LATVIA	16 500	325	222
UNITD KINGDOM	20 659	1 309	915	LITHUANIA	3 908	96	68
DENMARK	49 997	2 380	1 657	POLAND	177 555	3 912	2 726
SWEDEN	5 591	213	150	CZECH REPUB	150	50	35
AUSTRIA	10 377	500	347	RUSSIA	13 574	499	348
EU	1 152 865	60 801	42 414	TADJIKISTAN	17 564	745	517
TURKEY	1 022	106	75	ANGOLA	17 602	443	307
EXPORTS	5 766 005	248 529	173 279	SOUTH AFRICA	5 987	300	210
FRANCE	535 465	29 544	20 575	COSTA RICA	14 982	422	302
BELGIUM LUX	468 849	20 777	14 373	COLOMBIA	60	41	30
NETHERLANDS	1 615 921	67 382	46 990	ISRAEL	3 092	145	98
ITALY	4 637	263	177	THAILAND	436	39	30
UNITD KINGDOM	14 100	1 295	878	HONG KONG	694	51	36
IRELAND	2 532	144	104	UNID COUNTR	839	48	32
DENMARK	517 647	22 525	15 760	048 CEREAL PREPARATIONS			
GREECE	54 239	1 861	1 275	IMPORTS	10 606 180	2 005 811	1 404 931
SPAIN	11 647	565	399	FRANCE	3 978 425	514 228	360 097
SWEDEN	3 870	182	124	BELGIUM LUX	514 759	188 100	132 399
FINLAND	10 002	441	302	NETHERLANDS	1 393 158	378 648	265 007
AUSTRIA	41 287	1 657	1 166	ITALY	1 610 850	307 757	215 239
EU	3 280 452	146 647	102 131	UNITD KINGDOM	787 704	116 392	81 335
SWITZERLAND	4 577	372	256	IRELAND	5 715	2 159	1 519
ESTONIA	16 702	678	474	DENMARK	839 542	169 215	118 618
POLAND	8 197	347	244	GREECE	14 966	4 595	3 225
HUNGARY	1 145	82	58	PORTUGAL	11 453	4 930	3 431
ROMANIA	1 093	68	48	SPAIN	372 930	63 433	44 512
BELARUS	12 336	507	352	SWEDEN	75 195	28 951	18 908
RUSSIA	44 556	1 910	1 331	FINLAND	22 424	5 793	4 040
GEORGIA	71 611	2 927	2 083	AUSTRIA	217 006	93 674	65 860
ARMENIA	79 568	3 517	2 496	EU	9 844 127	1 875 875	1 314 190
AZERBAIJAN	19 941	701	489	NORWAY	1 170	377	265
TADJIKISTAN	149 421	6 974	4 677	SWITZERLAND	109 255	53 214	37 251
KYRGHYZSTAN	125 001	6 046	4 015	TURKEY	68 471	9 919	6 925
SLOVENIA	852	63	44	POLAND	31 995	9 441	6 593
CROATIA	282 208	11 430	7 945	CZECH REPUB	272 000	12 023	8 349
BOS HERZEGOV	6 207	304	211	SLOVAKIA	147 635	5 448	3 798
SERB MONTNEG	1 003	43	30	HUNGARY	13 190	5 244	3 632
ALGERIA	52 500	1 250	895	RUSSIA	5 361	1 180	827
LIBYA	659 667	27 514	19 508	CROATIA	1 670	613	431
EGYPT	130 011	3 692	2 638	USA	47 184	10 843	7 572
SUDAN	171 090	7 207	4 986	CANADA	9 162	1 308	912
GAMBIA	12 860	481	339	MEXICO	55	46	32
SIERRA LEONE	4 758	236	165	NETH ANTILL	23 109	10 152	7 081
LIBERIA	37 080	2 209	1 543	ECUADOR	144	293	204
ZAIRE	13 629	620	441	ISRAEL	9 013	2 563	1 792
RWANDA	3 339	200	140	INDIA	247	56	36
BURUNDI		73	52	THAILAND	1 093	343	241
ANGOLA	2 374	116	83	VIETNAM	1 725	345	240
ERITREA	105 000	3 896	2 750	INDONESIA	84	47	33
DJIBOUTI	20 162	896	626	SINGAPORE	2 308	808	568
UGANDA	12 577	706	487	PHILIPPINES	186	77	52
TANZANIA	5 440	528	375	CHINA	9 096	1 337	934
MOZAMBIQUE	12 663	463	321	NORTH KOREA	551	270	190
MADAGASCAR	34 789	1 271	910	SOUTH KOREA	529	247	171
ZAMBIA	10 878	651	452	JAPAN	1 812	2 079	1 451
HAITI	22 000	662	470	TAIWAN	1 693	820	576
BARBADOS	6 665	256	173	HONG KONG	1 246	514	359
SURINAME	5 827	214	151	EXPORTS	9 935 772	2 010 569	1 404 451
ECUADOR	45 000	1 674	1 160	FRANCE	1 379 874	456 490	318 697
CHILE	13 270	487	334	BELGIUM LUX	599 082	155 058	107 974
LEBANON	37 739	2 185	1 526	NETHERLANDS	880 432	191 669	133 975
AFGHANISTAN	50 000	1 785	1 165	ITALY	599 013	132 903	92 660
VIETNAM	99 370	3 508	2 510	UNITD KINGDOM	594 024	138 460	96 912
INDONESIA	218	324	234	IRELAND	13 365	4 226	2 953
NORTH KOREA	45 000	1 214	869	DENMARK	546 881	80 895	56 500
AUSTRALIA	40 956	1 263	875	GREECE	45 794	20 820	14 530
UNID COUNTR	1 066	67	48	PORTUGAL	38 623	14 320	9 960

6 IMPORTS AND EXPORTS (SPECIAL TRADE) BY GROUPS OF THE SITC-REV. III AND BY COUNTRIES OF PRODUCTION AND CONSUMPTION 1995

GROUP COUNTRY	DT = 100 KG	1 000 DM	1 000 \$	GROUP COUNTRY	DT = 100 KG	1 000 DM	1 000 \$
SPAIN	155 557	53 679	37 538	054 VEGETABLES			
SWEDEN	97 476	23 803	16 628	IMPORTS	48 030 678	5 678 392	3 976 925
FINLAND	26 174	9 638	6 758	FRANCE	2 809 816	416 177	290 656
AUSTRIA	515 619	209 699	146 440	BELGIUM LUX	3 325 225	419 045	293 402
EU	5 491 914	1 491 660	1 041 525	NETHERLANDS	15 296 548	1 949 640	1 369 381
CANARY IS	81 970	7 750	5 366	ITALY	6 205 625	636 769	447 097
ICELAND	24 622	1 056	737	UNITD KINGDOM	268 721	24 001	16 757
NORWAY	105 430	11 123	7 804	IRELAND	1 785	546	385
SWITZERLAND	479 302	93 884	65 796	DENMARK	565 527	37 760	26 309
GIBRALTAR	281	117	83	GREECE	503 316	118 265	83 214
MALTA	2 236	933	651	PORTUGAL	80 285	8 384	5 872
TURKEY	6 763	3 169	2 219	SPAIN	7 485 612	1 021 260	711 332
ESTONIA	24 085	4 126	2 879	SWEDEN	30 124	3 978	2 736
LATVIA	21 794	4 741	3 316	FINLAND	397	72	48
LITHUANIA	4 734	1 624	1 132	AUSTRIA	179 189	19 401	13 598
POLAND	51 945	12 570	8 794	EU	36 752 170	4 655 298	3 260 787
CZECH REPUBL	53 976	17 563	12 275	CANARY IS	574 813	97 841	68 042
SLOVAKIA	11 980	3 935	2 738	NORWAY	595	63	44
HUNGARY	87 806	12 586	8 758	SWITZERLAND	3 596	1 143	732
ROMANIA	12 465	4 424	3 078	FAEROE IS	464	64	45
BULGARIA	6 965	2 799	1 959	TURKEY	537 118	77 967	54 629
UKRAINE	8 166	3 230	2 253	ESTONIA	473	334	232
BELARUS	4 873	1 199	825	LATVIA	2 380	2 257	1 575
MOLDOVA	1 163	287	205	LITHUANIA	51 053	19 757	13 857
RUSSIA	217 128	55 611	38 686	POLAND	749 586	85 742	60 099
AZERBAIJAN	642	243	165	CZECH REPUBL	1 177 491	55 664	38 771
KAZAKHSTAN	7 588	1 240	863	SLOVAKIA	194 254	8 598	6 014
UZBEKISTAN	969	299	211	HUNGARY	650 103	54 639	38 204
SLOVENIA	16 175	6 848	4 783	ROMANIA	108 882	11 997	8 489
CROATIA	48 898	6 744	4 718	BULGARIA	27 734	6 187	4 337
BOS HERZEGOV	172	101	67	ALBANIA	1 483	234	161
SERB MONTNEG	113	47	33	UKRAINE	696 223	17 198	12 138
MACEDONIA	368	216	149	BELARUS	14 092	14 581	10 151
MOROCCO	1 684	688	484	RUSSIA	614 880	26 179	18 351
ALGERIA	459	304	206	SLOVENIA	23 200	14 560	10 164
TUNISIA	1 752	766	536	CROATIA	1 395	644	449
LIBYA	810	412	286	MACEDONIA	3 864	1 707	1 207
EGYPT	1 674	643	453	MOROCCO	564 050	65 556	45 143
SIERRA LEONE	1 123	77	55	ALGERIA	1 335	135	96
GHANA	26 737	1 825	1 278	TUNISIA	3 666	384	256
TOGO	1 528	106	73	EGYPT	995 308	71 656	50 572
NIGERIA	1 163	47	35	SUDAN	58 843	12 032	8 486
CAMEROON	18 412	1 121	790	SENEGAL	7 823	2 272	1 584
KENYA	97	41	30	GHANA	2 051	400	275
TANZANIA	22 902	1 513	1 069	NIGERIA	4 475	130	92
REUNION	316	299	212	ETHIOPIA	10 389	1 899	1 303
MAURITIUS	2 640	152	106	KENYA	11 191	4 364	3 038
ZIMBABWE	297	172	121	TANZANIA	2 352	636	439
SOUTH AFRICA	84 780	5 212	3 638	MADAGASCAR	286	228	160
NAMIBIA	68 840	3 486	2 451	ZAMBIA	73	56	36
USA	84 052	36 770	25 765	ZIMBABWE	2 427	1 280	894
CANADA	16 041	7 612	5 305	SOUTH AFRICA	97 637	18 020	12 662
MEXICO	155	54	41	SWAZILAND	212	121	86
GUATEMALA	14 992	744	523	USA	144 553	39 580	23 456
COSTA RICA	28 896	1 470	1 022	CANADA	975 949	36 489	25 442
PANAMA	36 404	1 736	1 218	MEXICO	17 419	3 325	2 353
BAHAMAS	2 750	123	87	GUATEMALA	66 772	14 903	10 390
DOMINIC REP	8 388	591	416	COSTA RICA	1 129	216	145
GUADELOUPE	126	87	62	DOMINIC REP	705	136	89
TRINIDAD TOB	405	172	121	COLOMBIA	1 674	598	411
ARUBA	102	45	32	ECUADOR	25 609	4 447	3 122
NETH ANTILL	399	67	46	PERU	10 356	3 628	2 521
COLOMBIA	20 405	1 439	1 019	BRAZIL	1 069	420	289
VENEZUELA	259 084	11 209	7 835	CHILE	87 925	9 938	7 044
SURINAME	1 670	129	89	ARGENTINA	214 854	21 464	15 266
ECUADOR	4 738	232	165	CYPRUS	428 772	42 858	30 381
PERU	177 578	8 584	6 111	LEBANON	1 961	224	153
BRAZIL	763 057	43 606	30 518	SYRIA	13 562	1 314	898
CHILE	945	438	302	IRAN	6 889	1 110	780
PARAGUAY	467	190	136	ISRAEL	208 655	28 451	20 093
URUGUAY	10 103	2 541	1 786	JORDAN	3 282	483	327
ARGENTINA	15 018	4 799	3 347	SAUDI ARABIA	796	232	158
CYPRUS	12 562	4 754	3 332	INDIA	7 745	1 239	867
LEBANON	2 670	1 272	885	BANGLADESH	248	91	65
ISRAEL	11 135	3 745	2 591	SRI LANKA	482	182	125
JORDAN	833	318	225	MYANMAR	3 600	265	188
SAUDI ARABIA	29 819	11 649	8 167	THAILAND	1 160 353	32 922	22 659
KUWAIT	12 284	5 272	3 692	VIETNAM	1 939	519	360
BAHRAIN	3 370	1 530	1 064	INDONESIA	20 359	643	446
QATAR	1 965	751	518	MALAYSIA	695	379	258
ARAB EMIRAT	12 009	5 149	3 588	PHILIPPINES	4 696	161	106
OMAN	1 692	639	452	CHINA	258 985	60 929	42 623
YEMEN	224	90	62	JAPAN	505	450	314
SRI LANKA	189	212	148	TAIWAN	3 525	1 041	725
THAILAND	258 094	12 946	9 055	HONG KONG	1 573	344	243
INDONESIA	691	361	252	AUSTRALIA	168 810	18 645	13 198
MALAYSIA	13 927	988	686	NEW ZEALAND	232 389	24 294	17 323
BRUNEI	61	57	40	N ZEAL OCEAN	2 880	283	200
SINGAPORE	3 295	1 660	1 163	EXPORTS	10 116 463	626 510	435 514
PHILIPPINES	768	389	270	FRANCE	105 428	17 015	11 852
MONGOLIA	749	195	138	BELGIUM LUX	335 151	32 160	22 397
CHINA	10 099	471	335	NETHERLANDS	7 153 532	160 692	111 804
SOUTH KOREA	4 289	2 028	1 429	ITALY	535 073	35 319	24 261
JAPAN	1 081 217	57 878	40 538	UNITD KINGDOM	101 696	16 006	11 120
TAIWAN	1 261	654	460	IRELAND	4 478	3 146	2 165
HONG KONG	4 322	2 888	2 022	DENMARK	327 371	26 151	18 345
AUSTRALIA	7 142	3 219	2 239	GREECE	29 590	2 443	1 707
NEW ZEALAND	828	328	230	PORTUGAL	36 405	4 362	2 974
SOLOMON IS	600	46	33	SPAIN	70 283	8 965	6 213
SHIPS SUPPL	144	313	219	SWEDEN	315 803	21 068	14 854
UNITD COUNTR	2 562	509	351	FINLAND	13 109	1 414	970
				AUSTRIA	312 203	45 116	31 550

6 IMPORTS AND EXPORTS (SPECIAL TRADE) BY GROUPS OF THE SITC-REV. III AND BY COUNTRIES OF PRODUCTION AND CONSUMPTION 1995

GROUP COUNTRY	DT = 100 KG	1 000 DM	1 000 \$	GROUP COUNTRY	DT = 100 KG	1 000 DM	1 000 \$
EU	9 340 122	373 857	260 152	NORWAY	142	112	79
CANARY IS	299	268	192	SWITZERLAND	8 595	5 189	3 628
ICELAND	291	97	64	TURKEY	790 485	134 546	93 691
NORWAY	45 734	4 249	2 961	ESTONIA	344	48	35
LIECHTENST	453	56	39	LITHUANIA	574	122	86
SWITZERLAND	41 177	12 937	9 039	POLAND	199 332	26 035	18 123
MALTA	42	58	40	CZECH REPUB	4 527	889	621
TURKEY	13 862	3 741	2 636	SLOVAKIA	2 174	622	425
ESTONIA	216	175	121	HUNGARY	351 270	54 491	37 960
LATVIA	5 667	1 104	777	ROMANIA	698	351	240
LITHUANIA	3 530	876	615	BULGARIA	35 909	4 853	3 386
POLAND	172 372	18 507	13 054	ALBANIA	617	90	64
CZECH REPUB	158 810	12 044	8 449	UKRAINE	1 722	117	78
SLOVAKIA	27 423	2 874	2 017	MOLDOVA	732	74	53
HUNGARY	46 615	5 310	3 704	RUSSIA	740	153	103
ROMANIA	5 716	4 182	2 917	SLOVENIA	15 215	3 182	2 209
BULGARIA	2 086	988	698	CROATIA	36 048	4 980	3 456
UKRAINE	1 879	884	624	MACEDONIA	9 899	2 628	1 853
BELARUS	1 300	382	270	MOROCCO	52 278	8 779	6 144
RUSSIA	52 718	13 445	9 411	TUNISIA	135	53	36
GEORGIA	100	86	60	EGYPT	32 390	9 773	6 873
ARMENIA	56	60	42	SOUTH AFRICA	6 607	1 663	1 153
KAZAKHSTAN	1 048	357	251	LESOTHO	1 435	458	324
SLOVENIA	3 249	988	697	USA	212 180	52 776	36 896
CROATIA	5 231	998	698	CANADA	22 158	4 546	3 185
BOS HERZEGOV	541	80	54	MEXICO	2 391	411	289
SERB MONTNEG	197	151	108	GUATEMALA	161	48	32
MOROCCO	1 106	508	354	ECUADOR	3 967	1 395	978
ALGERIA	20 800	1 994	1 319	PERU	57 929	20 102	14 045
TUNISIA	1 027	1 079	711	BRAZIL	3 450	2 606	1 838
EGYPT	4 961	436	302	CHILE	5 999	3 058	2 122
IVORY COAST	200	246	171	ARGENTINA	841	344	245
GHANA	169	218	144	LEBANON	3 578	371	258
TOGO	97	328	233	SYRIA	10 700	3 589	2 500
NIGERIA	98	170	118	IRAN	4 331	575	401
CAMEROON	624	732	505	ISRAEL	42 635	6 006	4 172
GABON	146	231	163	PAKISTAN	93	772	544
CONGO	84	208	143	INDIA	22 935	9 098	6 371
ZAIRE	52	137	98	SRI LANKA	565	104	72
ANGOLA	90	115	81	THAILAND	137 321	19 460	13 585
ETHIOPIA	80	75	52	VIETNAM	606	230	160
KENYA	1 010	2 298	1 608	INDONESIA	910	157	109
UGANDA	300	450	303	SINGAPORE	110	117	77
TANZANIA	324	526	357	CHINA	756 879	148 672	104 371
MADAGASCAR	60	128	89	SOUTH KOREA	391	216	148
REUNION	30	90	65	JAPAN	1 249	1 383	970
MAURITIUS	82	94	64	TAIWAN	3 133	1 715	1 190
ZAMBIA	84	290	198	HONG KONG	556	255	178
ZIMBABWE	265	465	322	NEW ZEALAND	604	59	43
SOUTH AFRICA	217	194	133				
NAMIBIA	141	104	73	EXPORTS	2 032 142	512 967	357 966
USA	39 345	42 145	28 850	FRANCE	298 979	72 923	50 889
CANADA	1 446	1 161	814	BELGIUM LUX	126 340	35 986	25 202
MEXICO	481	522	365	NETHERLANDS	465 724	93 645	65 356
HONDURAS	55	230	161	ITALY	162 863	43 485	30 158
PANAMA	3 930	662	468	UNITD KINGDOM	239 497	51 585	36 110
VENEZUELA	5 859	1 042	716	IRELAND	8 234	2 115	1 479
ECUADOR	137	95	67	DENMARK	119 256	30 358	21 167
PERU	1 323	1 493	1 004	GREECE	20 249	4 580	3 203
BRAZIL	3 469	1 776	1 227	PORTUGAL	9 874	3 000	2 099
CHILE	162	67	46	SPAIN	38 880	11 055	7 693
BOLIVIA	268	389	275	SWEDEN	26 865	8 801	6 153
PARAGUAY	587	439	311	FINLAND	7 098	2 484	1 732
URUGUAY	75	57	40	AUSTRIA	177 055	45 017	31 447
ARGENTINA	3 093	1 114	788	EU	1 690 914	405 034	282 688
CYPRUS	3 619	524	364	CANARY IS	7 687	2 384	1 651
LEBANON	313	65	46	ICELAND	1 463	295	209
SYRIA	955	194	129	NORWAY	7 375	3 350	2 350
ISRAEL	3 289	817	580	LIECHTENST	44	72	49
JORDAN	4 548	525	371	SWITZERLAND	45 323	26 781	18 657
SAUDI ARABIA	1 765	173	119	ANDORRA	146	56	39
INDIA	511	508	354	MALTA	990	416	288
SRI LANKA	9 504	1 233	869	TURKEY	859	879	606
THAILAND	16 692	35 417	24 685	ESTONIA	2 877	567	393
LAOS	91	93	66	LATVIA	2 527	732	504
VIETNAM	2 861	3 183	2 224	LITHUANIA	3 422	964	667
INDONESIA	2 051	351	243	POLAND	30 336	8 633	6 044
MALAYSIA	310	350	245	CZECH REPUB	67 372	13 623	9 519
SINGAPORE	75	67	45	SLOVAKIA	11 688	2 064	1 427
MONGOLIA	303	46	31	HUNGARY	7 870	2 023	1 413
CHINA	542	960	670	ROMANIA	995	236	164
SOUTH KOREA	1 645	1 614	1 115	BULGARIA	1 073	289	203
JAPAN	37 922	57 194	39 435	UKRAINE	3 008	945	655
HONG KONG	1 252	940	658	BELARUS	532	174	115
N ZEAL OCEAN	167	167	120	MOLDOVA	308	85	58
FR POLYNESIA	30	93	64	RUSSIA	40 117	9 288	6 466
UNID COUNTR	3 793	304	212	AZERBAIJAN	217	71	50
				KAZAKHSTAN	345	103	69
				UZBEKISTAN	1 064	177	122
				SLOVENIA	12 310	2 815	1 956
				CROATIA	15 477	3 773	2 629
				BOS HERZEGOV	3 434	488	345
				SERB MONTNEG	615	146	99
				MACEDONIA	266	126	90
				MOROCCO	608	348	247
				TUNISIA	254	177	124
				EGYPT	414	139	99
				ZIMBABWE	188	99	71
				SOUTH AFRICA	3 217	1 344	940
				NAMIBIA	270	58	39
				USA	25 426	8 111	5 684
				CANADA	9 300	2 278	1 578
				GUATEMALA	136	98	69
				JAMAICA	78	82	58
				COLOMBIA	194	340	242
056 VEGETABLES, PRPD, PRSVD, NES							
IMPORTS	13 138 142	2 206 268	1 541 851				
FRANCE	2 022 739	354 872	247 571				
BELGIUM LUX	609 953	82 927	57 960				
NETHERLANDS	4 430 480	781 563	546 738				
ITALY	2 471 376	271 959	190 038				
UNITD KINGDOM	56 233	7 523	5 264				
IRELAND	523	419	291				
DENMARK	38 825	15 685	10 788				
GREECE	259 553	51 067	35 730				
PORTUGAL	48 768	6 355	4 435				
SPAIN	300 032	83 715	58 557				
SWEDEN	3 134	969	687				
FINLAND	159	127	91				
AUSTRIA	47 494	11 466	8 047				
EU	10 288 669	1 668 627	1 166 197				

6 IMPORTS AND EXPORTS (SPECIAL TRADE) BY GROUPS OF THE SITC-REV. III AND BY COUNTRIES OF PRODUCTION AND CONSUMPTION 1995

GROUP COUNTRY	DT = 100 KG	1 000 DM	1 000 \$	GROUP COUNTRY	DT = 100 KG	1 000 DM	1 000 \$
PERU	125	43	38	DOMINIC REP	286 579	36 985	25 742
BRAZIL	10 084	3 614	2 542	GUADELOUPE	175	69	49
CHILE	194	142	100	DOMINICA	673	77	53
PARAGUAY	138	53	36	MARTINIQUE	190 742	28 723	20 224
URUGUAY	111	74	51	JAMAICA	2 127	511	350
ARGENTINA	534	144	99	COLOMBIA	2 633 613	301 322	210 777
CYPRUS	393	144	100	VENEZUELA	136 955	13 174	9 242
LEBANON	177	70	48	ECUADOR	3 322 801	359 113	251 762
SYRIA	328	92	65	PERU	9 845	3 028	2 106
ISRAEL	1 254	1 274	882	BRAZIL	218 023	47 770	33 310
SAUDI ARABIA	727	307	216	CHILE	812 149	175 158	123 939
KUWAIT	156	62	44	BOLIVIA	6 317	3 009	2 088
BAHRAIN	84	49	34	URUGUAY	40 901	5 491	3 841
ARAB EMIRAT	1 995	857	599	ARGENTINA	860 941	114 504	80 695
THAILAND	103	53	37	CYPRUS	248 120	22 388	15 709
INDONESIA	575	293	201	SYRIA	486	276	192
MALAYSIA	605	420	292	IRAQ	67	54	37
SINGAPORE	802	398	278	IRAN	467 566	205 871	143 675
PHILIPPINES	548	299	209	ISRAEL	352 960	58 575	40 945
MONGOLIA	1 281	183	130	SAUDI ARABIA	341	124	84
CHINA	29	50	36	ARAB EMIRAT	578	301	211
SOUTH KOREA	125	128	88	PAKISTAN	14 004	5 815	4 088
JAPAN	3 569	1 390	971	INDIA	104 568	73 431	51 185
HONG KONG	1 192	393	275	SRI LANKA	70 215	9 191	6 424
AUSTRALIA	3 506	1 700	1 184	THAILAND	5 858	3 430	2 407
NEW ZEALAND	428	406	283	VIETNAM	546	389	254
UNID COUNTR	1 009	290	196	INDONESIA	29 213	4 635	3 238
				MALAYSIA	18 208	7 503	5 212
				PHILIPPINES	26 439	4 238	2 962
				CHINA	34 166	13 501	9 472
057 FRUIT,NUTS EXCL.OIL NUTS				SOUTH KOREA	169	53	37
IMPORTS	54 750 572	7 901 528	5 521 826	JAPAN	537	263	176
FRANCE	2 174 897	290 758	203 137	AUSTRALIA	61 134	23 470	16 417
BELGIUM LUX	661 451	91 619	64 273	NEW ZEALAND	1 107 349	219 902	154 470
NETHERLANDS	1 967 805	185 436	129 754	AM OCEANIA	172	173	120
ITALY	10 301 340	1 425 583	995 753	N ZEAL OCEAN	926	280	193
UNTD KINGDOM	130 315	6 911	4 828				
DENMARK	8 349	2 018	1 405	EXPORTS	2 909 177	521 116	364 008
GREECE	1 257 964	160 881	112 900	FRANCE	158 293	49 511	34 544
PORTUGAL	8 710	2 475	1 713	BELGIUM LUX	179 105	25 412	17 681
SPAIN	12 521 759	1 538 955	1 070 616	NETHERLANDS	330 010	60 386	42 427
SWEDEN	4 548	432	298	ITALY	169 997	35 966	25 084
AUSTRIA	133 349	14 313	10 042	UNTD KINGDOM	128 849	28 435	19 762
EU	29 170 536	3 719 402	2 594 734	IRELAND	2 969	438	299
CANARY IS	5 050	609	422	DENMARK	393 162	63 032	44 112
NORWAY	231	78	56	GREECE	16 870	4 960	3 440
SWITZERLAND	3 265	731	511	PORTUGAL	5 401	1 342	940
TURKEY	2 062 444	609 549	423 494	SPAIN	79 841	28 644	19 835
ESTONIA	951	231	161	SWEDEN	289 744	39 007	27 310
LATVIA	130	50	35	FINLAND	122 731	14 189	9 909
LITHUANIA	34 372	1 163	807	AUSTRIA	330 937	52 996	37 163
POLAND	638 963	57 601	40 371	EU	2 207 909	404 318	282 506
CZECH REPUBL	297 850	13 424	9 464	ICELAND	584	230	160
SLOVAKIA	3 611	713	493	NORWAY	11 411	2 231	1 551
HUNGARY	287 967	38 891	27 397	SWITZERLAND	29 012	10 476	7 342
ROMANIA	54 869	8 823	6 116	MALTA	167	142	98
BULGARIA	9 066	1 838	1 281	TURKEY	2 930	814	571
ALBANIA	4 762	922	643	ESTONIA	8 966	1 144	804
BELARUS	517	169	117	LATVIA	7 693	1 869	1 155
MOLDOVA	4 386	351	245	LITHUANIA	8 231	1 639	1 136
RUSSIA	503	112	78	POLAND	245 067	43 562	30 483
AZERBAIJAN	1 325	217	154	CZECH REPUBL	72 653	11 511	8 059
UZBEKISTAN	432	54	38	SLOVAKIA	13 543	1 905	1 312
SLOVENIA	35 063	3 320	2 325	HUNGARY	14 588	2 058	1 428
CROATIA	19 552	497	350	ROMANIA	1 219	249	173
MACEDONIA	2 981	739	524	UKRAINE	2 338	455	311
MOROCCO	657 546	69 410	48 382	BELARUS	8 782	911	633
ALGERIA	204	88	57	RUSSIA	259 838	31 854	22 156
TUNISIA	22 129	8 752	6 029	SLOVENIA	1 709	680	474
EGYPT	8 072	1 534	1 080	CRDATTIA	2 415	571	396
SUDAN	524	150	104	SERB MONTNEG	400	75	54
MALI	287	71	47	MACEDONIA	404	75	49
BURKINA FASO	625	168	120	MOROCCO	229	54	39
SENEGAL	852	203	143	LIBYA	155	155	107
GUINEA	142	45	33	RWANDA	121	115	77
IVORY COAST	315 228	47 806	33 245	SOUTH AFRICA	263	342	235
GHANA	40 621	5 934	4 147	USA	1 735	875	616
TOGO	789	185	130	CANADA	323	245	168
BENIN	769	253	175	VENEZUELA	64	90	63
NIGERIA	377	61	44	BRAZIL	1 298	372	256
CAMEROON	11 053	2 247	1 569	IRAN	545	265	182
CENT AFR REP	499	190	132	ISRAEL	634	249	170
EQUAT GUINEA	383	73	51	ARAB EMIRAT	65	95	66
ZAIRE	117	46	35	OMAN	90	49	34
BURUNDI	305	161	116	THAILAND	100	132	91
DJIBOUTI	682	61	42	SINGAPORE	63	84	58
KENYA	28 805	8 177	5 728	JAPAN	194	121	82
MOZAMBIQUE	3 373	317	220	TAIWAN	97	77	55
MADAGASCAR	7 228	3 490	2 333	HONG KONG	103	67	46
REUNION	355	164	113	AUSTRALIA	616	256	180
MAURITIUS	311	178	120	UNID COUNTR	868	348	248
ZIMBABWE	24 227	2 879	2 021				
SOUTH AFRICA	2 024 159	299 749	211 804				
NAMIBIA	3 872	1 626	1 104	058 FRUIT,PRESERVED,PREPARED			
SWAZILAND	28 002	2 398	1 684	IMPORTS	8 241 969	1 457 450	1 017 308
USA	1 178 889	463 433	323 010	FRANCE	270 032	68 184	47 665
CANADA	2 053	492	346	BELGIUM LUX	363 529	82 862	58 045
MEXICO	24 186	6 438	4 498	NETHERLANDS	397 270	81 919	57 297
GUATEMALA	173 863	16 477	11 539	ITALY	1 264 456	183 691	128 086
BELIZE	210	75	53	UNTD KINGDOM	46 665	19 597	13 721
HONDURAS	306 946	37 298	26 228	IRELAND	262	46	33
EL SALVADOR	2 509	572	390	DENMARK	78 508	22 418	15 653
NICARAGUA	849	184	128	GREECE	1 019 688	135 883	95 113
COSTA RICA	2 637 072	299 388	209 364	PORTUGAL	239	51	36
PANAMA	3 508 667	415 973	292 225				
CUBA	26 948	2 008	1 395				

6 IMPORTS AND EXPORTS (SPECIAL TRADE) BY GROUPS OF THE SITC-REV. III AND BY COUNTRIES OF PRODUCTION AND CONSUMPTION 1995

GROUP COUNTRY	DT = 100 KG	1 000 DM	1 000 \$	GROUP COUNTRY	DT = 100 KG	1 000 DM	1 000 \$
SPAIN	752 500	127 557	89 035	MOLDOVA	371	135	91
SWEDEN	19 735	7 269	5 048	RUSSIA	36 548	17 997	12 569
FINLAND	17 007	6 955	4 801	KAZAKHSTAN	304	127	94
AUSTRIA	25 803	7 504	5 271	UZBEKISTAN	562	150	108
EU	4 255 694	743 936	519 794	KYRGYZSTAN	991	338	231
SWITZERLAND	17 493	5 831	4 064	SLOVENIA	3 198	1 444	1 011
TURKEY	323 520	124 165	86 592	CROATIA	2 858	1 320	921
ESTONIA	5 711	1 216	846	BOS HERZEGOV	217	95	65
LATVIA	400	109	78	MACEDONIA	78	46	33
LITHUANIA	6 069	1 270	878	MOROCCO	98	76	50
POLAND	772 500	115 221	80 492	TUNISIA	173	57	40
CZECH REPubL	58 908	8 139	4 296	LIBYA	291	169	116
SLOVAKIA	7 772	948	657	EGYPT	300	140	93
HUNGARY	219 291	36 117	25 278	MADAGASCAR	140	56	41
ROMANIA	14 458	2 890	2 026	SOUTH AFRICA	266	323	226
BULGARIA	67 945	23 117	16 125	USA	5 370	2 547	1 776
ALBANIA	315	49	36	CANADA	943	461	321
BELARUS	7 166	1 233	864	MEXICO	265	157	111
MOLDOVA	4 555	636	455	DOMINIC REP	76	65	45
RUSSIA	2 616	511	353	MARTINIQUE	233	130	87
SLOVENIA	1 099	392	278	BARBADOS	186	87	60
CROATIA	11 136	2 097	1 468	VENEZUELA	133	117	79
BOS HERZEGOV	930	238	166	PERU	65	45	30
SERB MONTNEG	6 125	1 499	1 040	BRAZIL	8 402	4 075	2 841
MACEDONIA	339 121	69 496	48 690	URUGUAY	359	181	132
MOROCCO	24 270	3 714	2 603	ARGENTINA	1 276	614	430
EGYPT	300	77	54	CYPRUS	680	276	199
SENEGAL	284	46	31	LEBANON	1 063	415	284
GHANA	929	257	181	IRAN	206	99	71
DJIBOUTI	420	50	36	ISRAEL	346	269	192
KENYA	119 723	16 887	11 786	SAUDI ARABIA	435	271	188
SOUTH AFRICA	311 935	42 752	29 871	KUWAIT	211	126	85
SWAZILAND	10 446	1 143	803	ARAB EMIRAT	524	258	179
USA	131 475	31 987	22 410	THAILAND	482	238	171
CANADA	124 811	31 279	21 767	VIETNAM	346	219	154
MEXICO	9 947	1 730	1 200	INDONESIA	262	198	135
GUATEMALA	11 157	2 024	1 414	MALAYSIA	221	122	83
HONDURAS	26 930	2 915	2 036	SINGAPORE	389	254	172
COSTA RICA	47 244	5 331	3 734	MONGOLIA	797	165	116
PANAMA	1 783	178	124	SOUTH KOREA	38	44	30
ANGUILLA	626	74	52	JAPAN	4 058	1 653	1 151
HAITI	3 797	543	384	TAIWAN	272	138	99
DOMINIC REP	3 075	565	401	HONG KONG	182	109	72
MARTINIQUE	2 903	365	256	AUSTRALIA	682	324	228
COLOMBIA	4 115	581	404	FIJI	126	82	57
VENEZUELA	1 172	156	110	FR POLYNESIA	50	55	39
ECUADOR	13 108	1 245	862	SHIPS SUPPL	27	107	77
PERU	747	142	100	UNID COUNTR	315	99	68
BRAZIL	58 718	4 685	3 266				
CHILE	73 471	24 818	17 557	059 FRUIT, VEGETABLE JUICES			
ARGENTINA	8 734	1 106	771	IMPORTS	7 391 279	1 325 954	927 242
CYPRUS	1 777	285	198	FRANCE	815 982	58 090	40 717
LEBANON	568	87	61	BELGIUM LUX	78 774	17 248	12 153
IRAN	22 828	14 283	10 033	NETHERLANDS	339 287	93 603	65 401
ISRAEL	13 527	3 014	2 114	ITALY	1 060 411	178 489	125 053
PAKISTAN	482	121	83	UNTD KINGDOM	4 134	934	658
INDIA	29 922	4 679	3 266	IRELAND	1 140	218	152
SRI LANKA	520	164	113	DENMARK	43 478	7 369	5 155
THAILAND	580 762	56 293	38 710	GREECE	27 421	4 956	3 457
VIETNAM	807	190	130	PORTUGAL	17 276	2 295	1 620
INDONESIA	184 434	14 721	10 135	SPAIN	151 388	31 010	21 643
MALAYSIA	27 167	2 868	1 947	SWEDEN	871	252	174
SINGAPORE	236	46	31	FINLAND	1 653	504	357
PHILIPPINES	111 170	13 692	9 256	AUSTRIA	91 264	21 317	14 947
CHINA	103 898	15 006	10 421	EU	2 633 079	416 285	291 487
SOUTH KOREA	132	50	36	161 290	20 057	14 092	
JAPAN	554	357	246	SWITZERLAND	178 034	40 837	28 211
TAIWAN	661	120	86	TURKEY	18 549	4 546	3 198
HONG KONG	2 481	847	589	LATVIA	46 646	10 347	7 277
AUSTRALIA	37 506	16 940	11 826	LITHUANIA	730 569	156 161	108 765
NEW ZEALAND	5 322	1 196	839	POLAND	214 645	14 510	10 168
FIJI	684	409	279	CZECH REPubL	2 547	469	329
EXPORTS	1 836 571	593 243	414 205	SLOVAKIA	59 408	14 816	10 421
FRANCE	531 651	179 963	125 472	HUNGARY	20 023	3 442	2 382
BELGIUM LUX	151 563	47 711	33 354	ROMANIA	2 207	536	370
NETHERLANDS	263 323	66 673	46 565	BULGARIA	77 080	13 175	9 147
ITALY	141 011	45 375	31 622	UKRAINE	14 026	2 765	1 935
UNTD KINGDOM	186 307	52 407	36 679	BELARUS	251 094	40 045	27 677
IRELAND	1 364	349	241	RUSSIA	108 102	18 801	13 135
DENMARK	55 939	20 105	14 091	GEORGIA	11 898	1 425	998
GREECE	23 301	7 969	5 465	AZERBAIJAN	21 435	3 145	2 169
PORTUGAL	9 442	3 694	2 599	KAZAKHSTAN	13 384	2 358	1 622
SPAIN	68 156	19 764	13 826	UZBEKISTAN	17 153	2 477	1 724
SWEDEN	22 294	8 892	6 246	SLOVENIA	11 860	2 687	1 889
FINLAND	11 436	3 801	2 652	CROATIA	4 223	912	637
AUSTRIA	123 548	37 079	25 920	MACEDONIA	20 117	4 619	3 275
EU	1 589 333	493 782	344 732	MOROCCO	14 788	2 463	1 712
CANARY IS	4 749	1 680	1 170	EGYPT	854	110	76
ICELAND	2 854	1 042	731	IVORY COAST	3 031	685	482
NORWAY	3 719	1 322	922	KENYA	1 410	557	391
SWITZERLAND	41 894	18 248	12 763	SOUTH AFRICA	36 476	5 906	4 135
MALTA	1 852	795	557	USA	135 624	29 656	20 885
TURKEY	2 162	1 099	769	CANADA	41	67	47
ESTONIA	1 514	440	305	MEXICO	11 543	2 488	1 737
LATVIA	8 181	4 190	2 922	BERMUDA	522	129	90
LITHUANIA	10 590	4 655	3 266	BELIZE	10 183	2 506	1 762
POLAND	38 423	10 140	7 106	HONDURAS	669	140	99
CZECH REPubL	26 603	8 720	6 098	COSTA RICA	14 465	2 308	1 603
SLOVAKIA	6 973	3 283	2 295	CUBA	33 919	7 670	5 373
HUNGARY	10 614	2 950	2 059	DOMINIC REP	208	51	36
ROMANIA	3 070	1 445	1 006	JAMAICA	1 729	438	312
BULGARIA	2 267	691	477	COLOMBIA	4 502	1 912	1 324
UKRAINE	3 683	1 410	974	VENEZUELA	3 382	779	539
BELARUS	913	367	255	ECUADOR	16 085	6 028	4 239

6 IMPORTS AND EXPORTS (SPECIAL TRADE) BY GROUPS OF THE SITC-REV. III AND BY COUNTRIES OF PRODUCTION AND CONSUMPTION 1995

GROUP COUNTRY	DT = 100 KG	1 000 DM	1 000 \$	GROUP COUNTRY	DT = 100 KG	1 000 DM	1 000 \$
PERU	3 396	1 409	982	POLAND	100 792	4 211	2 874
BRAZIL	2 116 857	422 214	295 703	CZECH REPUB L	32 825	6 622	4 633
CHILE	3 092	1 669	1 170	SLOVAKIA	15 969	2 077	1 456
URUGUAY	7 932	1 401	988	HUNGARY	52 956	11 836	8 271
ARGENTINA	88 680	17 061	11 949	ROMANIA	13 931	2 488	1 729
CYPRUS	8 932	1 790	1 274	BULGARIA	264	64	46
LEBANON	380	54	38	UKRAINE	114 601	2 010	1 357
IRAN	80 100	12 990	9 077	RUSSIA	1 130	152	103
ISRAEL	34 814	7 028	4 899	SLOVENIA	207	111	81
PAKISTAN	11 017	2 015	1 417	BOS HERZEGOV	15 442	242	172
INDIA	379	81	57	ETHIOPIA	68 505	785	554
SRI LANKA	685	111	74	REUNION	3 886	525	355
THAILAND	58 815	8 280	5 768	MAURITIUS	276 268	9 031	6 307
INDONESIA	52 519	8 688	6 099	SOUTH AFRICA	26 186	410	275
MALAYSIA	2 750	251	173	USA	195 956	7 676	5 209
PHILIPPINES	6 046	811	565	CANADA	32 905	9 557	6 685
CHINA	871	415	290	MEXICO	311 751	30 194	21 038
JAPAN	2 281	647	456	GUATEMALA	12 929	1 729	1 209
HONG KONG	102	57	40	EL SALVADOR	12 888	2 506	1 770
AUSTRALIA	592	89	64	NICARAGUA	750	171	121
NEW ZEALAND	285	82	57	CUBA	29 961	1 998	1 378
UNID COUNTR	3 251	353	248	ECUADOR	897	162	114
EXPORTS	5 677 761	761 623	531 069	BRAZIL	7 686	1 177	824
FRANCE	1 323 823	143 278	99 722	CHILE	15 686	2 493	1 747
BELGIUM LUX	1 145 050	114 358	79 852	PARAGUAY	309	49	36
NETHERLANDS	1 308 151	143 705	100 449	URUGUAY	25 557	3 969	2 771
ITALY	243 401	46 357	32 495	ARGENTINA	269 155	39 542	27 713
UNITD KINGDOM	297 151	52 345	36 551	ISRAEL	28 596	6 404	4 475
IRELAND	8 773	2 614	1 836	PAKISTAN	1 309 240	16 175	11 504
DENMARK	136 863	28 969	20 284	INDIA	98 743	1 300	898
GREECE	19 967	5 418	3 858	MYANMAR	1 900	262	180
PORTUGAL	5 348	483	332	THAILAND	267	69	48
SPAIN	41 470	4 400	3 064	VIETNAM	545	85	46
SWEDEN	21 164	4 696	3 276	PHILIPPINES	1 646	423	293
FINLAND	26 044	7 018	4 915	CHINA	185 411	26 407	18 482
AUSTRIA	46 038	9 477	6 645	JAPAN	269	72	47
EU	4 623 243	563 118	393 079	AUSTRALIA	14 451	2 189	1 521
CANARY IS	614	89	61	NEW ZEALAND	6 122	1 784	1 246
NORWAY	15 789	4 758	3 327	EXPORTS	18 939 416	1 275 242	893 318
SWITZERLAND	18 535	5 420	3 792	FRANCE	1 181 656	87 215	60 895
TURKEY	5 447	2 666	1 864	BELGIUM LUX	889 760	113 334	79 425
ESTONIA	1 767	308	216	NETHERLANDS	1 336 010	91 631	63 995
LATVIA	38 768	2 921	2 033	ITALY	804 353	100 275	70 283
LITHUANIA	37 584	3 076	2 123	UNITD KINGDOM	769 076	56 491	39 910
POLAND	6 417	1 115	786	IRELAND	7 990	1 341	934
CZECH REPUB L	212 407	20 087	13 979	DENMARK	398 442	34 735	24 211
SLOVAKIA	12 039	983	689	GREECE	49 191	3 313	2 227
HUNGARY	4 566	846	595	PORTUGAL	32 103	4 605	3 253
ROMANIA	1 224	253	175	SPAIN	58 672	9 582	6 748
BULGARIA	776	89	66	SWEDEN	120 996	8 487	5 958
UKRAINE	19 882	2 248	1 591	FINLAND	66 740	5 440	3 816
BELARUS	14 090	1 341	954	AUSTRIA	384 073	30 723	21 478
MOLDOVA	754	84	57	EU	6 099 062	547 172	383 133
RUSSIA	94 745	9 607	6 752	CANARY IS	521 073	28 587	19 911
AZERBAIJAN	208	56	35	CEUTA MEL	11 181	702	491
KAZAKHSTAN	6 820	648	462	ICELAND	15 971	921	646
UZBEKISTAN	361	44	34	NORWAY	36 037	1 738	1 201
SLOVENIA	6 273	1 133	786	SWITZERLAND	1 329 475	65 650	45 785
CROATIA	3 523	402	286	GIBRALTAR	4 740	295	208
MOROCCO	1 447	389	269	VATICAN CITY	7 162	427	302
LIBYA	1 047	199	138	MALTA	29 685	1 797	1 255
EGYPT	402	50	33	TURKEY	260 479	14 441	10 213
NIGERIA	607	61	45	ESTONIA	94 988	5 145	3 605
SOUTH AFRICA	3 508	1 204	841	LATVIA	121 209	6 509	4 590
USA	395 932	98 155	68 070	LITHUANIA	66 130	3 367	2 370
CANADA	33 425	7 419	5 113	POLAND	823 320	49 403	34 959
BARBADOS	1 192	376	266	CZECH REPUB L	268 555	14 558	10 198
NETH ANTILL	856	111	79	SLOVAKIA	286 705	15 727	11 068
ISRAEL	1 025	209	143	HUNGARY	67 100	2 691	1 879
SAUDI ARABIA	604	156	112	ROMANIA	363 964	23 337	16 362
THAILAND	621	152	108	BULGARIA	121 851	6 833	4 843
SINGAPORE	332	56	38	ALBANIA	21 525	1 035	731
PHILIPPINES	1 838	774	544	UKRAINE	645	76	49
MONGOLIA	583	86	59	BELARUS	35 115	2 063	1 448
SOUTH KOREA	179	215	151	RUSSIA	892 626	49 487	35 066
JAPAN	82 018	25 982	18 069	GEORGIA	14 234	632	485
TAIWAN	489	339	231	ARMENIA	104 632	5 861	4 124
HONG KONG	3 472	674	477	AZERBAIJAN	2 853	162	115
AUSTRALIA	8 577	1 982	1 334	KAZAKHSTAN	2 146	324	234
NEW ZEALAND	35	58	69	TURKMENISTAN	30 000	1 503	1 062
NEW CALEDON	46	81	56	UZBEKISTAN	66 338	3 568	2 527
UNID COUNTR	10 629	1 121	783	TADJIKISTAN	10 510	914	647
061 SUGARS,MOLASSES,HONEY				KYRGHYZSTAN	2 140	138	99
IMPORTS	10 848 200	971 982	679 593	SLOVENIA	384 196	25 239	17 924
FRANCE	3 314 035	385 703	269 801	CROATIA	313 023	20 395	14 375
BELGIUM LUX	1 296 080	128 176	89 765	BOS HERZEGOV	6 348	382	261
NETHERLANDS	2 157 866	170 580	119 244	SERB MONTNEG	50 622	3 150	2 170
ITALY	258 678	33 460	23 402	MACEDONIA	883	146	101
UNITD KINGDOM	139 075	13 114	9 158	MOROCCO	1 094	370	257
IRELAND	6 389	694	487	ALGERIA	214 092	12 045	8 525
DENMARK	221 135	13 936	9 777	TUNISIA	169 611	7 649	5 301
GREECE	1 000	377	268	LIBYA	2 855	428	310
PORTUGAL	269	42	31	EGYPT	113 889	6 835	4 797
SPAIN	69 955	9 386	6 516	SUDAN	26 691	1 523	1 055
SWEDEN	33 271	3 969	2 751	MAURITANIA	19 138	988	695
FINLAND	38 849	8 498	5 900	MALI	124 739	6 527	4 504
AUSTRIA	9 240	1 284	894	BURKINA FASO	7 326	328	229
EU	7 545 842	769 219	537 994	NIGER	7 740	436	308
NORWAY	1 011	391	273	CAPE VERDE	16 587	1 096	730
SWITZERLAND	13 290	4 751	3 286	SENEGAL	40 525	2 268	1 610
TURKEY				GAMBIA	860	80	53
				GUIN BISSAU	3 410	160	116
				GUINEA	25 605	1 484	1 038
				SIERRA LEONE	26 624	1 501	1 047

6 IMPORTS AND EXPORTS (SPECIAL TRADE) BY GROUPS OF THE SITC-REV. III AND BY COUNTRIES OF PRODUCTION AND CONSUMPTION 1995

GROUP COUNTRY	DT = 100 KG	1 000 DM	1 000 \$	GROUP COUNTRY	DT = 100 KG	1 000 DM	1 000 \$
LIBERIA	35 655	3 140	2 158	TURKEY	16 041	4 694	3 283
IVORY COAST	18 583	911	634	LATVIA	427	189	133
GHANA	40 011	1 952	1 370	LITHUANIA	290	101	72
TOGO	1 184	105	74	POLAND	25 125	6 618	4 626
BENIN	1 805	104	69	CZECH REPUBL	24 432	11 064	7 765
NIGERIA	32 105	1 994	1 385	SLOVAKIA	2 714	1 444	1 013
CAMEROON	1 361	65	44	HUNGARY	1 722	591	412
S TOME PRINC	8 838	472	338	UKRAINE	394	66	49
CONGO	7 505	407	269	RUSSIA	1 096	199	140
ZAIRE	2 042	158	105	SLOVENIA	21 373	5 890	4 113
RWANDA	1 033	59	42	SOUTH AFRICA	382	134	94
BURUNDI	2 054	107	77	USA	1 605	2 011	1 389
ANGOLA	61 358	3 408	2 353	MEXICO	3 193	1 907	1 328
ETHIOPIA	2 304	394	278	BRAZIL	1 594	422	290
ERITREA	2 202	116	82	CHILE	33	52	37
SOMALIA	920	45	32	LEBANON	121	47	32
KENYA	89 995	4 653	3 238	SAUDI ARABIA	1 039	528	369
UGANDA	24 800	1 292	913	PAKISTAN	581	246	172
TANZANIA	3 025	174	122	THAILAND	3 341	7 893	5 522
MOZAMBIQUE	6 313	445	315	INDONESIA	81	93	65
MADAGASCAR	4 317	218	151	MALAYSIA	113	87	59
MAURITIUS	940	42	30	CHINA	582	1 325	938
MAYOTTE	1 723	199	141	SOUTH KOREA	4 165	3 367	2 382
ZIMBABWE	194	45	32	JAPAN	82	185	128
SOUTH AFRICA	5 453	408	283	TAIWAN	282	171	121
NAMIBIA	5 168	314	226	HONG KONG	155	215	152
USA	3 286	645	445	AUSTRALIA	1 446	1 046	735
CANADA	6 074	559	388	FIJI	1 362	660	452
MEXICO	1 169	214	151				
GUATEMALA	1 169	113	77	EXPORTS	1 210 618	572 953	399 574
EL SALVADOR	1 547	222	155	FRANCE	113 268	64 231	44 423
NICARAGUA	1 411	101	71	BELGIUM LUX	41 389	21 463	14 971
PANAMA	532	43	30	NETHERLANDS	199 265	78 309	54 792
HAITI	4 361	257	181	ITALY	49 580	26 388	18 386
DOMINIC REP	2 218	109	73	UNITD KINGDOM	110 482	50 666	35 238
ANTIGUA	860	46	32	IRELAND	620	284	198
ST VINCENT	6 667	389	272	DENMARK	32 570	17 366	12 151
TRINIDAD TOB	4 237	206	144	GREECE	12 635	7 012	4 886
ARUBA	8 385	498	347	PORTUGAL	5 496	3 015	2 111
NETH ANTILL	4 300	231	164	SPAIN	31 318	14 600	10 161
COLOMBIA	436	91	65	SWEDEN	28 455	14 791	10 337
VENEZUELA	993	181	126	FINLAND	8 780	3 908	2 740
GUYANA	10 320	473	331	AUSTRIA	81 611	42 803	29 328
SURINAME	35 046	1 936	1 340	EU	715 469	344 836	240 322
FRENCH GUIAN	105	48	33	CANARY IS	1 189	639	451
ECUADOR	788	130	87	ICELAND	768	487	342
PERU	2 470	198	139	NORWAY	5 737	3 582	2 502
BRAZIL	11 141	1 666	1 170	SWITZERLAND	35 372	20 163	14 043
CHILE	2 206	602	412	ANDORRA	188	115	82
URUGUAY	1 631	95	65	MALTA	1 216	642	445
ARGENTINA	716	204	142	TURKEY	1 488	951	659
CYPRUS	139 530	7 463	5 205	ESTONIA	1 152	771	540
LEBANON	37 883	2 758	1 931	LATVIA	3 042	1 353	947
SYRIA	90 193	3 964	2 768	LITHUANIA	1 110	892	620
IRAN	867 345	49 978	35 422	POLAND	45 121	20 320	14 118
ISRAEL	474 354	27 771	19 305	CZECH REPUBL	34 278	16 526	11 523
JORDAN	167 254	10 078	6 745	SLOVAKIA	1 247	642	449
SAUDI ARABIA	33 919	6 179	4 281	HUNGARY	6 181	2 846	1 977
KUWAIT	483 890	27 421	18 992	ROMANIA	1 541	755	534
BAHRAIN	108 452	6 046	4 230	BULGARIA	1 182	755	529
QATAR	101 598	5 069	3 552	UKRAINE	2 207	1 510	1 038
ARAB EMIRAT	1 632 310	85 103	59 289	BELARUS	954	567	395
OMAN	106 151	5 852	4 122	MOLDOVA	157	81	52
YEMEN	90 260	4 507	3 175	RUSSIA	30 009	17 322	12 078
AFGHANISTAN	30 500	1 621	1 152	AZERBAIJAN	79	45	31
PAKISTAN	19 251	1 760	1 227	KAZAKHSTAN	914	512	353
INDIA	8 129	634	434	UZBEKISTAN	232	125	91
BANGLADESH	23 268	1 444	1 008	SLOVENIA	2 360	1 310	910
MALDIVES	1 000	66	43	CROATIA	2 891	1 886	1 330
SRI LANKA	24 497	1 073	757	BOS HERZEGOV	477	189	130
NEPAL	3 446	201	141	SERB MONTNEG	252	138	95
THAILAND	3 206	553	387	MACEDONIA	182	106	74
VIETNAM	454	64	46	ALGERIA	821	463	332
INDONESIA	292 978	16 913	11 799	TUNISIA	62	53	37
SINGAPORE	85 965	4 959	3 491	EGYPT	232	125	89
PHILIPPINES	194 772	9 312	6 505	NIGERIA	2 353	359	251
MONGOLIA	8 574	537	380	REUNION	277	190	132
CHINA	4 730	321	230	SOUTH AFRICA	369	251	179
SOUTH KOREA	5 894	684	474	USA	185 424	72 124	50 469
JAPAN	80 633	9 432	6 636	CANADA	38 575	15 329	10 682
TAIWAN	7 294	737	505	MEXICO	54	48	33
HONG KONG	44 137	2 379	1 672	GUADELOUPE	115	84	59
AUSTRALIA	13 055	987	686	MARTINIQUE	86	115	82
NEW ZEALAND	1 571	100	69	NETH ANTILL	350	122	85
WEST SAMOA	4 000	240	164	PERU	176	130	92
UNID COUNTRY	6 015	138	97	BRAZIL	2 688	1 701	1 203
				CHILE	117	92	63
				PARAGUAY	843	322	227
				URUGUAY	125	64	44
				ARGENTINA	950	597	414
				CYPRUS	696	372	260
				LEBANON	755	467	330
				ISRAEL	9 549	4 544	3 189
				SAUDI ARABIA	5 944	3 116	2 179
				KUWAIT	1 981	1 293	906
				BAHRAIN	454	307	216
				QATAR	65	59	39
				ARAB EMIRAT	1 241	880	619
				OMAN	68	44	33
				SRI LANKA	180	191	132
				THAILAND	716	524	368
				VIETNAM	240	102	71
				INDONESIA	311	184	130
				MALAYSIA	394	271	191
				SINGAPORE	3 320	1 501	1 060
062 SUGAR CONFECTIONERY							
IMPORTS	975 984	500 250	349 757				
FRANCE	139 514	81 025	56 493				
BELGIUM LUX	174 397	61 452	42 924				
NETHERLANDS	270 327	116 416	81 299				
ITALY	43 761	31 627	22 012				
UNITD KINGDOM	31 163	17 667	12 419				
IRELAND	3 218	1 463	995				
DENMARK	33 479	21 726	15 242				
GREECE	13 119	5 715	4 001				
PORTUGAL	65	65	46				
SPAIN	87 966	58 428	40 983				
SWEDEN	13 150	6 323	4 417				
FINLAND	851	443	304				
AUSTRIA	19 529	16 998	11 984				
EU	830 539	419 348	293 119				
SWITZERLAND	30 906	29 428	20 616				

6 IMPORTS AND EXPORTS (SPECIAL TRADE) BY GROUPS OF THE SITC-REV. III AND BY COUNTRIES OF PRODUCTION AND CONSUMPTION 1995

GROUP COUNTRY	DT = 100 KG	1 000 DM	1 000 \$	GROUP COUNTRY	DT = 100 KG	1 000 DM	1 000 \$
PHILIPPINES	266	159	112	FINLAND	1 636	2 860	1 977
MONGOLIA	511	259	180	AUSTRIA	254 253	152 997	106 247
CHINA	4 792	1 757	1 227	EU	1 019 501	999 237	697 907
NORTH KOREA	89	66	47	CANARY IS	1 405	2 195	1 527
SOUTH KOREA	6 867	3 690	2 575	NORWAY	3 767	4 101	2 836
JAPAN	5 843	4 134	2 889	SWITZERLAND	15 559	15 784	11 003
TAIWAN	1 224	715	498	ANDORRA	84	61	40
HONG KONG	24 284	8 810	6 133	MALTA	25	64	45
AUSTRALIA	5 250	2 488	1 733	TURKEY	5 230	6 296	4 418
NEW ZEALAND	1 128	370	253	ESTONIA	529	513	365
NEW CALEDON	86	98	66	LATVIA	5 991	8 755	6 125
FR POLYNESIA	244	297	205	LITHUANIA	9 790	9 049	6 306
SHIPS SUPPL	2 457	3 431	2 406	POLAND	33 954	28 475	19 947
UNID COUNTR	499	243	167	CZECH REPUB	9 836	11 082	7 782
				SLOVAKIA	1 536	2 373	1 656
				HUNGARY	3 078	3 689	2 598
				ROMANIA	10 891	9 127	6 409
				BULGARIA	1 641	2 233	1 541
				ALBANIA	61	127	90
				UKRAINE	5 598	7 890	5 504
				BELARUS	1 806	1 863	1 313
				MOLDOVA	524	454	318
				RUSSIA	17 170	24 907	17 299
				GEORGIA	54	110	75
				AZERBAIJAN	23	60	43
				KAZAKHSTAN	209	181	128
				UZBEKISTAN	48	74	52
				SLOVENIA	409	1 107	772
				CROATIA	1 248	1 020	714
				EGYPT	760	754	535
				CENT AFR REP	20	58	40
				SOUTH AFRICA	949	1 984	1 379
				NAMIBIA	318	262	185
				USA	399 351	219 535	152 999
				CANADA	11 441	10 077	7 065
				COSTA RICA	169	114	82
				BRAZIL	559	648	462
				ARGENTINA	29	76	52
				CYPRUS	1 078	1 166	812
				LEBANON	82	166	114
				SYRIA	38	74	51
				ISRAEL	7 923	13 201	9 168
				JORDAN	208	290	208
				SAUDI ARABIA	1 454	1 745	1 225
				KUWAIT	203	269	190
				BAHRAIN	40	67	46
				QATAR	42	53	37
				ARAB EMIRAT	790	990	690
				OMAN	122	180	128
				SRI LANKA	42	45	31
				THAILAND	24	50	36
				SINGAPORE	124	212	148
				CHINA	69	82	56
				SOUTH KOREA	1 352	1 088	756
				JAPAN	8 175	18 600	13 084
				TAIWAN	1 101	1 537	1 090
				HONG KONG	2 637	2 654	1 854
				AUSTRALIA	6 584	7 217	5 048
				PAPUA NEW G	43	44	32
				NEW ZEALAND	1 501	1 481	1 034
				SHIPS SUPPL	79	305	215
				UNID COUNTR	76	67	47
071 COFFEE,COFFEE SUBSTITUTE				072 COCOA			
IMPORTS	7 569 427	4 090 998	2 858 860	IMPORTS	4 186 470	1 171 616	819 522
FRANCE	16 988	6 759	4 704	FRANCE	107 515	51 740	36 193
BELGIUM LUX	30 770	49 054	34 119	BELGIUM LUX	9 676	3 539	2 501
NETHERLANDS	19 829	23 284	16 258	NETHERLANDS	857 520	348 611	243 412
ITALY	41 095	42 772	30 004	ITALY	44 312	16 334	11 421
UNTD KINGDOM	32 525	49 052	34 214	UNTD KINGDOM	3 678	1 250	872
DENMARK	3 849	3 252	2 270	DENMARK	476	184	128
GREECE	668	976	690	SPAIN	38 832	22 407	15 669
PORTUGAL	220	184	128	EU	1 062 092	444 102	310 223
SPAIN	2 975	1 813	1 264	SWITZERLAND	764	111	75
SWEDEN	114	136	93	TURKEY	3 800	1 995	1 406
AUSTRIA	5 212	3 527	2 501	GUINEA	1 173	242	165
EU	154 265	180 829	126 259	SIERRA LEONE	247	47	32
SWITZERLAND	2 191	3 006	2 097	IVORY COAST	1 763 654	402 980	282 306
TURKEY	182	153	109	GHANA	481 176	128 251	89 484
LATVIA	92	53	38	TOGO	856	215	151
POLAND	2 419	755	534	NIGERIA	196 661	42 269	29 689
RUSSIA	123	84	45	CAMEROON	44 445	12 042	8 407
GUINEA	4 952	2 351	1 653	S TOME PRINC	5 539	1 142	808
SIERRA LEONE	14 250	6 106	4 295	UGANDA	2 072	428	296
IVORY COAST	50 286	20 112	14 091	TANZANIA	3 940	858	590
GHANA	15 125	5 652	3 974	MADAGASCAR	2 516	539	377
TOGO	2 145	955	652	USA	7 001	861	609
BENIN	478	181	124	COSTA RICA	276	68	48
NIGERIA	359	128	89	HAITI	24 004	5 044	3 527
CAMEROON	62 134	26 738	18 762	DOMINIC REP	936	310	220
CENT AFR REP	4 725	1 888	1 324	TRINIDAD TOB	170	68	46
GABON	198	72	49	COLOMBIA	214	52	34
CONGO	325	105	70	VENEZUELA	10 582	2 804	1 977
ZAIRE	45 021	22 150	15 554	ECUADOR	59 863	14 798	10 372
RWANDA	32 881	16 111	11 271	BRAZIL	11 023	2 239	1 545
BURUNDI	165 813	85 463	59 906	BOLIVIA	1 013	369	254
ETHIOPIA	393 703	209 967	147 096	INDONESIA	349 225	78 453	54 750
SOMALIA	900	534	382	MALAYSIA	92 836	19 498	13 832
KENYA	351 654	201 722	141 213	PHILIPPINES	459	250	178
UGANDA	214 279	98 839	68 861	CHINA	515	260	186
TANZANIA	135 975	71 916	50 376	PAPUA NEW G	38 920	8 652	6 078
MADAGASCAR	19 260	7 824	5 367	SOLOMON IS	9 737	1 993	1 396
ZAMBIA	7 073	3 476	2 432	FIJI	1 742	408	282
ZIMBABWE	51 406	21 563	15 153	VANUATU	596	116	80
MALAWI	22 605	10 633	7 513				
SOUTH AFRICA	1 245	472	334				
USA	1 495	846	597				
ST PIERRE	293	168	119				
MEXICO	26 463	14 402	10 028				
GUATEMALA	326 850	177 542	124 216				
HONDURAS	323 388	177 359	124 547				
EL SALVADOR	653 102	358 156	251 149				
NICARAGUA	137 173	77 170	54 239				
COSTA RICA	155 474	79 056	55 058				
PANAMA	5 070	2 711	1 888				
CUBA	23 827	13 485	9 457				
HAITI	4 033	1 843	1 279				
DOMINIC REP	14 455	6 889	4 814				
DOMINICA	187	114	81				
COLOMBIA	2 041 400	1 143 885	798 391				
VENEZUELA	11 738	6 728	4 694				
ECUADOR	148 327	84 714	58 564				
PERU	248 251	122 480	85 178				
BRAZIL	510 675	277 856	194 616				
BOLIVIA	18 868	10 136	7 066				
LEBANON	98	55	36				
INDIA	56 418	26 040	18 133				
SRI LANKA	4 988	1 674	1 174				
THAILAND	7 060	2 969	2 111				
LAOS	5 975	2 347	1 653				
VIETNAM	416 039	173 975	121 345				
INDONESIA	261 220	102 332	71 272				
MALAYSIA	1 313	1 087	774				
SINGAPORE	1 032	427	295				
CHINA	478	553	387				
SOUTH KOREA	1 76	80	54				
JAPAN	1 267	3 220	2 277				
PAPUA NEW G	405 636	220 556	153 520				
EXPORTS	1 597 649	1 426 320	995 992				
FRANCE	135 900	162 929	113 809				
BELGIUM LUX	189 340	197 509	138 402				
NETHERLANDS	185 244	169 280	118 465				
ITALY	27 184	21 180	14 758				
UNTD KINGDOM	137 382	212 139	148 135				
IRELAND	1 763	3 708	2 585				
DENMARK	22 716	18 206	12 756				
GREECE	14 318	13 615	9 539				
PORTUGAL	7 449	4 879	3 410				
SPAIN	16 953	15 141	10 601				
SWEDEN	25 363	24 793	17 223				

6 IMPORTS AND EXPORTS (SPECIAL TRADE) BY GROUPS OF THE SITC-REV. III AND BY COUNTRIES OF PRODUCTION AND CONSUMPTION 1995

GROUP COUNTRY	DT = 100 KG	1 000 DM	1 000 \$	GROUP COUNTRY	DT = 100 KG	1 000 DM	1 000 \$
EXPORTS	1 184 985	319 793	223 283	SWITZERLAND	63 268	42 545	29 576
FRANCE	334 510	117 166	81 571	ANDORRA	997	701	489
BELGIUM LUX	124 150	44 311	31 049	MALTA	1 755	1 404	972
NETHERLANDS	160 887	34 252	23 977	TURKEY	4 341	2 499	1 734
ITALY	77 593	23 597	16 601	ESTONIA	3 491	1 871	1 307
UNITED KINGDOM	47 395	11 782	8 271	LATVIA	9 828	4 412	3 061
DENMARK	19 720	4 970	3 477	LITHUANIA	6 344	3 398	2 359
GREECE	4 085	1 403	975	POLAND	59 060	23 456	16 314
SPAIN	174 788	24 850	17 397	CZECH REPUBL	41 096	22 113	15 426
SWEDEN	4 123	1 374	943	SLOVAKIA	8 864	4 325	2 999
FINLAND	11 420	4 925	3 449	HUNGARY	34 629	17 261	12 020
AUSTRIA	5 482	1 756	1 236	ROMANIA	5 957	3 606	2 437
EU	964 275	270 418	188 969	BULGARIA	23 614	11 909	8 302
ICELAND	2 029	1 416	987	ALBANIA	43	51	36
NORWAY	4 194	1 198	841	UKRAINE	31 058	16 351	11 371
SWITZERLAND	16 678	8 777	6 120	BELARUS	10 781	5 021	3 495
TURKEY	26 726	4 299	2 979	MOLDOVA	672	378	261
ESTONIA	1 966	190	133	RUSSIA	814 074	396 154	274 636
LATVIA	4 244	396	273	AZERBAIJAN	1 633	783	536
LITHUANIA	572	52	37	KAZAKHSTAN	17 866	10 029	6 964
POLAND	45 146	6 412	4 454	UZBEKISTAN	3 115	1 863	1 289
CZECH REPUBL	7 213	1 106	762	KYRGYZSTAN	3 364	1 425	999
SLOVAKIA	9 436	1 799	1 257	SLOVENIA	13 911	8 931	6 203
HUNGARY	17 297	5 008	3 486	CROATIA	7 452	4 594	3 218
ROMANIA	10 717	781	544	BOS HERZEGOV	16 311	5 340	3 723
BULGARIA	440	105	74	SERB MONTNEG	5 027	2 994	2 063
UKRAINE	1 957	212	143	MACEDONIA	1 458	713	492
BELARUS	1 609	210	147	MOROCCO	370	249	175
RUSSIA	7 518	823	565	ALGERIA	254	139	98
SLOVENIA	1 159	461	322	TUNISIA	423	178	122
CROATIA	1 467	176	119	LIBYA	4 196	1 846	1 312
SERB MONTNEG	2 430	247	161	EGYPT	571	277	195
MACEDONIA	1 420	138	98	MAURITIUS	74	56	40
MOROCCO	6 150	931	649	ZIMBABWE	125	98	69
EGYPT	865	102	71	SOUTH AFRICA	764	683	473
SOUTH AFRICA	702	259	185	NAMIBIA	112	71	46
USA	23 154	4 720	3 290	USA	63 502	35 032	24 444
CANADA	7 539	2 273	1 576	CANADA	23 401	13 765	9 526
LEBANON	75	71	51	MEXICO	126	114	81
SYRIA	983	167	118	BRIT VIRG IS	105	215	149
IRAN	245	58	40	TRINIDAD TOB	315	94	67
ISRAEL	2 217	1 000	702	COLOMBIA	74	92	64
SAUDI ARABIA	912	601	421	VENEZUELA	35	68	47
SINGAPORE	1 863	646	447	PERU	322	293	203
SOUTH KOREA	2 933	1 083	724	BRAZIL	9 709	8 140	5 789
JAPAN	5 324	2 505	1 738	CHILE	530	535	375
TAIWAN	1 570	550	378	PARAGUAY	156	148	102
HONG KONG	72	51	37	URUGUAY	462	339	237
AUSTRALIA	641	236	158	ARGENTINA	3 621	2 591	1 775
				CYPRUS	727	521	359
				LEBANON	1 062	769	537
				ISRAEL	7 122	4 243	2 969
				SAUDI ARABIA	2 505	1 712	1 195
				KUWAIT	850	759	532
				BAHRAIN	225	211	145
				QATAR	265	141	92
				ARAB EMIRAT	1 918	1 328	921
				OMAN	79	46	30
				INDIA	152	172	119
				SRI LANKA	770	1 065	745
				THAILAND	2 381	1 930	1 282
				INDONESIA	841	563	384
				MALAYSIA	1 012	664	463
				SINGAPORE	3 760	2 801	1 969
				PHILIPPINES	677	586	414
				MONGOLIA	1 907	1 120	775
				CHINA	2 380	1 276	192
				SOUTH KOREA	2 261	1 794	1 250
				JAPAN	8 826	8 116	5 662
				TAIWAN	1 232	1 295	899
				HONG KONG	3 537	2 909	2 022
				AUSTRALIA	8 456	5 746	3 995
				NEW ZEALAND	1 027	782	540
				NEW CALEDON	325	526	363
				AM OCEANIA	232	149	104
				SHIPS SUPPL	5 444	14 840	10 389
				UNID COUNTR	506	358	248
073 CHOCOLATE,OTH.COCOA PREP				074 TEA AND MATE			
IMPORTS	2 078 480	1 165 549	815 274	IMPORTS	381 784	219 836	153 811
FRANCE	708 384	363 999	255 347	FRANCE	4 488	2 604	1 830
BELGIUM LUX	297 981	215 927	150 620	BELGIUM LUX	502	254	177
NETHERLANDS	521 418	238 277	166 923	NETHERLANDS	8 017	12 673	8 779
ITALY	159 811	74 005	51 595	ITALY	909	1 013	716
UNITED KINGDOM	72 752	51 237	35 710	UNITED KINGDOM	15 840	8 046	5 609
IRELAND	970	287	202	SPAIN	42 312	13 285	9 252
DENMARK	41 527	24 879	17 328	AUSTRIA	147	73	50
GREECE	422	177	120	EU	72 289	38 041	26 478
SPAIN	2 947	2 135	1 491	SWITZERLAND	8 591	1 955	1 375
SWEDEN	53 536	38 979	27 165	TURKEY	7 251	1 266	892
FINLAND	3 481	2 766	1 932	UKRAINE	74	47	32
AUSTRIA	72 564	55 188	38 640	RUSSIA	131	56	42
EU	1 935 817	1 067 879	747 089	GUINEA	75	60	42
NORWAY	1 423	503	344	ZAIRE	1 428	673	472
SWITZERLAND	114 043	77 076	53 849	RWANDA	1 076	178	126
TURKEY	1 316	614	434	BURUNDI	992	184	130
LATVIA	160	86	60	KENYA	7 230	5 863	4 111
LITHUANIA	106	56	40	TANZANIA	3 648	1 008	708
POLAND	1 432	853	595	MAURITIUS	1 067	722	513
CZECH REPUBL	12 213	7 539	5 265	ZIMBABWE	2 600	868	608
HUNGARY	2 652	2 012	1 365	MALAWI	13 319	3 494	2 472
RUSSIA	653	249	174	SOUTH AFRICA	925	366	257
SLOVENIA	3 461	1 191	828	BRAZIL	5 352	1 471	1 021
CROATIA	40	49	37	ARGENTINA	4 003	954	667
SOUTH AFRICA	167	84	59				
USA	3 976	6 928	4 835				
BRAZIL	162	79	56				
ISRAEL	282	109	77				
THAILAND	49	62	42				
AUSTRALIA	277	50	36				
EXPORTS	3 302 809	1 799 107	1 251 711				
FRANCE	786 429	397 035	276 849				
BELGIUM LUX	187 147	100 361	69 940				
NETHERLANDS	247 815	144 624	100 543				
ITALY	159 799	91 282	63 447				
UNITED KINGDOM	157 296	96 455	67 225				
IRELAND	3 403	1 835	1 263				
DENMARK	78 866	50 369	35 160				
GREECE	26 781	17 257	12 032				
PORTUGAL	14 673	9 601	6 668				
SPAIN	96 547	44 571	30 883				
SWEDEN	19 373	14 435	10 053				
FINLAND	5 513	3 915	2 722				
AUSTRIA	147 157	101 567	70 717				
EU	1 930 799	1 073 307	747 502				
CANARY IS	1 715	1 229	864				
ICELAND	1 094	763	536				
NORWAY	10 740	8 816	6 126				

6 IMPORTS AND EXPORTS (SPECIAL TRADE) BY GROUPS OF THE SITC-REV. III AND BY COUNTRIES OF PRODUCTION AND CONSUMPTION 1995

GROUP COUNTRY	DT = 100 KG	1 000 DM	1 000 \$	GROUP COUNTRY	DT = 100 KG	1 000 DM	1 000 \$
ISRAEL	54	43	30	BRAZIL	84 136	31 293	21 847
PAKISTAN	56	126	88	CHILE	2 263	1 798	1 264
INDIA	85 363	71 879	50 203	LEBANON	229	47	32
SRI LANKA	65 739	32 140	22 541	SYRIA	1 666	414	285
NEPAL	346	345	236	IRAN	422	2 014	1 412
THAILAND	56	54	37	ISRAEL	9 183	3 885	2 704
VIETNAM	3 057	1 278	904	AUTON TERRIT	540	221	151
INDONESIA	36 811	17 056	11 981	PAKISTAN	182	77	51
CHINA	54 169	32 840	23 028	INDIA	21 705	5 440	3 786
JAPAN	1 074	2 362	1 658	SRI LANKA	3 407	1 973	1 367
TAIWAN	1 151	1 239	860	THAILAND	6 260	2 829	1 979
HONG KONG	285	196	138	VIETNAM	9 440	3 351	2 366
PAPUA NEW G	1 666	595	419	INDONESIA	77 278	35 303	24 707
EXPORTS	148 599	115 693	80 796	MALAYSIA	20 006	9 032	6 302
FRANCE	10 655	7 161	4 997	SINGAPORE	4 477	2 199	1 548
BELGIUM LUX	2 212	2 767	1 936	CHINA	47 968	12 055	8 427
NETHERLANDS	11 451	10 814	7 557	JAPAN	163	379	264
ITALY	4 325	5 433	3 798	TAIWAN	109	55	40
UNTD KINGDOM	25 895	18 465	12 940	HONG KONG	817	376	258
IRELAND	468	113	80	AUSTRALIA	283	46	33
DENMARK	4 814	2 933	2 046	PAPUA NEW G	282	138	98
PORTUGAL	131	99	72	TONGA	39	495	347
SPAIN	2 235	1 811	1 270	FR POLYNESIA	31	582	398
SWEDEN	6 843	4 851	3 388	EXPORTS	126 747	102 766	71 683
FINLAND	1 839	1 303	909	FRANCE	13 911	16 055	11 201
AUSTRIA	9 094	5 445	3 782	BELGIUM LUX	5 568	4 623	3 230
EU	79 970	61 205	42 783	NETHERLANDS	12 758	8 692	6 067
NORWAY	402	448	317	ITALY	2 414	3 187	2 195
SWITZERLAND	3 465	4 193	2 925	UNTD KINGDOM	6 661	4 830	3 380
TURKEY	177	349	239	IRELAND	773	1 291	922
ESTONIA	175	192	133	DENMARK	8 151	6 824	4 777
LATVIA	108	146	104	GREECE	374	398	283
LITHUANIA	1 011	895	623	PORTUGAL	834	997	697
POLAND	985	461	310	SPAIN	3 374	3 742	2 607
CZECH REPUB	513	409	285	SWEDEN	3 866	2 577	1 791
SLOVAKIA	484	238	166	FINLAND	2 216	1 965	1 359
HUNGARY	86	136	94	AUSTRIA	14 969	7 255	5 061
UKRAINE	427	568	399	EU	75 869	62 416	43 570
BELARUS	145	178	125	CANARY IS	73	61	41
RUSSIA	3 955	5 036	3 528	ICELAND	177	139	85
AZERBAIJAN	351	141	97	NORWAY	3 117	2 363	1 655
KAZAKHSTAN	105	184	130	SWITZERLAND	5 797	5 449	3 808
SLOVENIA	208	109	75	TURKEY	339	175	121
CROATIA	200	107	75	ESTONIA	208	258	182
SOUTH AFRICA	100	50	36	LATVIA	939	511	353
CANADA	21 048	13 323	9 291	LITHUANIA	1 064	863	602
SURINAME	143	84	58	POLAND	8 298	6 500	4 526
SINGAPORE	38	64	45	CZECH REPUB	5 995	3 856	2 696
JAPAN	379	783	555	SLOVAKIA	1 230	631	438
TAIWAN	59	65	44	HUNGARY	2 698	1 596	1 122
AUSTRALIA	337	297	210	ROMANIA	396	265	185
SHIPS SUPPL	15	67	48	BULGARIA	228	232	164
UNTD COUNTR	66	77	55	UKRAINE	146	150	101
				BELARUS	238	187	133
				RUSSIA	1 567	1 493	1 041
075 SPICES				SLOVENIA	86	64	44
IMPORTS	539 451	219 963	153 743	CROATIA	1 179	747	519
FRANCE	3 253	1 960	1 364	SERB MONTNEG	401	181	119
BELGIUM LUX	931	818	574	SOUTH AFRICA	800	714	496
NETHERLANDS	37 981	16 403	11 481	USA	7 231	5 013	3 494
ITALY	2 419	990	672	CANADA	454	1 649	1 159
UNTD KINGDOM	6 427	2 821	1 978	MEXICO	159	79	51
DENMARK	573	343	237	VENEZUELA	741	285	198
GREECE	849	461	324	BRAZIL	2 327	1 000	693
PORTUGAL	1 020	285	192	CHILE	213	151	105
SPAIN	24 989	8 638	6 033	URUGUAY	130	76	52
SWEDEN	548	391	276	ARGENTINA	230	200	140
FINLAND	501	136	95	SYRIA	129	65	45
AUSTRIA	331	148	102	ISRAEL	109	155	111
EU	79 829	33 398	23 331	JORDAN	169	107	72
CANARY IS	38	72	52	SAUDI ARABIA	161	163	118
SWITZERLAND	588	644	447	KUWAIT	73	81	55
TURKEY	19 965	12 011	8 380	ARAB EMIRAT	71	92	63
LITHUANIA	1 116	72	51	INDONESIA	64	52	39
POLAND	10 905	3 111	2 164	MALAYSIA	73	131	90
CZECH REPUB	3 273	854	596	SINGAPORE	489	516	357
HUNGARY	39 653	14 043	9 840	PHILIPPINES	95	80	58
ROMANIA	2 207	312	218	JAPAN	1 248	2 581	1 805
BULGARIA	12 001	1 214	845	HONG KONG	94	84	60
ALBANIA	1 271	272	188	AUSTRALIA	432	555	383
UKRAINE	2 227	123	88	NEW ZEALAND	47	51	35
RUSSIA	9 705	534	376	UNTD COUNTR	268	181	122
SLOVENIA	276	45	30				
CROATIA	1 580	283	200	081 ANIMAL FEED STUFF			
MACEDONIA	8 316	2 183	1 541	IMPORTS	68 508 914	2 565 307	1 793 310
MOROCCO	8 894	2 672	1 880	FRANCE	3 518 666	260 582	182 288
EGYPT	6 656	1 148	798	BELGIUM LUX	678 456	50 964	35 742
NIGERIA	605	118	81	NETHERLANDS	14 419 314	703 734	492 096
TANZANIA	165	49	31	ITALY	101 148	7 828	5 439
MADAGASCAR	8 794	17 147	12 107	UNTD KINGDOM	332 878	101 922	71 282
REUNION	101	383	265	IRELAND	10 995	3 529	2 459
MAURITIUS	171	379	267	DENMARK	1 131 923	74 590	51 976
COMOROS	1 439	2 987	2 049	GREECE	3 195	248	177
MAYOTTE	757	309	217	PORTUGAL	504	67	47
MALAWI	594	227	159	SPAIN	27 904	4 576	3 194
SOUTH AFRICA	1 675	545	380	SWEDEN	58 993	2 499	1 743
USA	7 973	3 820	2 620	FINLAND	1 003	286	197
MEXICO	1 856	546	379	AUSTRIA	470 982	40 417	28 258
GUATEMALA	2 627	1 637	1 140	EU	20 755 961	1 251 242	874 898
HONDURAS	2 809	235	168	ICELAND	23 053	1 788	1 260
JAMAICA	2 687	875	607	NORWAY	17 570	2 476	1 710
GRENADA	7 998	3 094	2 156	LIECHTENST	61 227	28 085	19 769
ECUADOR	115	43	30				

6 IMPORTS AND EXPORTS (SPECIAL TRADE) BY GROUPS OF THE SITC-REV. III AND BY COUNTRIES OF PRODUCTION AND CONSUMPTION 1995

GROUP COUNTRY	DT = 100 KG	1 000 DM	1 000 \$	GROUP COUNTRY	DT = 100 KG	1 000 DM	1 000 \$
SWITZERLAND	154 178	53 323	37 075	COSTA RICA	786	191	129
TURKEY	651	63	43	PANAMA	184	96	67
LITHUANIA	3 992	179	120	DOMINIC REP	721	550	386
POLAND	374 428	7 174	4 969	CAYMAN IS	155	103	74
CZECH REPUBL	2 930 825	51 648	36 006	COLUMBIA	1 689	1 161	817
SLOVAKIA	606 360	12 145	8 490	VENEZUELA	837	1 097	770
HUNGARY	354 782	7 898	5 512	ECUADOR	1 629	477	332
ROMANIA	915	724	509	PERU	971	768	531
BULGARIA	5 797	4 162	2 912	BRAZIL	3 752	3 788	2 631
UKRAINE	803	76	54	CHILE	1 217	622	430
RUSSIA	5 141	1 132	786	BOLIVIA	109	48	35
SLOVENIA	3 761	584	409	PARAGUAY	210	150	104
CROATIA	1 177	134	94	URUGUAY	35	66	46
MOROCCO	41 194	2 261	1 530	ARGENTINA	1 193	1 619	1 132
SUDAN	3 509	148	102	CYPRUS	5 366	576	406
IVORY COAST	60 328	906	635	LEBANON	14 410	1 074	747
NIGERIA	15 256	223	146	SYRIA	11	59	43
SOUTH AFRICA	707 267	15 879	11 127	IRAN	1 124	2 053	1 449
USA	15 989 055	365 685	255 657	ISRAEL	11 553	1 833	1 266
CANADA	89 331	5 404	3 763	AUTON TERRIT	673	57	40
MEXICO	7 541	959	673	JORDAN	39 183	2 773	1 925
PERU	1 756 052	106 981	74 579	SAUDI ARABIA	5 871	3 009	2 114
BRAZIL	9 031 926	240 919	168 776	KUWAIT	385	58	39
CHILE	831 593	53 381	37 646	ARAB EMIRAT	4 237	667	468
BOLIVIA	688	156	109	OMAN	3 161	274	193
PARAGUAY	17 500	284	202	PAKISTAN	40	85	59
URUGUAY	1 832	149	104	INDIA	210	404	283
ARGENTINA	8 278 631	216 588	151 383	BANGLADESH	17 444	1 229	862
ISRAEL	34 661	4 276	3 003	SRI LANKA	119	141	100
PAKISTAN	26 298	384	258	MYANMAR	1 285	244	176
INDIA	13 278	296	201	THAILAND	8 984	4 580	3 224
THAILAND	27 551	10 326	7 208	VIETNAM	354	143	100
INDONESIA	1 741 255	30 251	20 832	INDONESIA	5 222	2 445	1 710
MALAYSIA	3 837 031	60 768	42 442	MALAYSIA	3 831	2 328	1 630
PHILIPPINES	477 895	8 696	6 067	SINGAPORE	1 268	639	444
CHINA	54 740	5 900	4 142	PHILIPPINES	1 276	1 455	1 026
SOUTH KOREA	317	3 012	2 081	CHINA	27 612	4 132	2 894
JAPAN	3 031	3 698	2 607	SOUTH KOREA	6 786	4 143	2 896
TAIWAN	856	545	380	JAPAN	20 858	22 588	15 788
AUSTRALIA	135 585	3 862	2 669	TAIWAN	15 971	5 410	3 777
NEW ZEALAND	296	75	53	HONG KONG	8 942	5 545	3 860
AM OCEANIA	13 757	339	237	AUSTRALIA	1 710	791	557
				NEW ZEALAND	403	155	109
EXPORTS	44 932 213	2 071 466	1 445 982	UNID COUNTR	11 958	798	553
FRANCE	2 132 406	133 188	92 684	091 MARGARINE AND SHORTENING			
BELGIUM LUX	2 359 103	120 262	83 849	IMPORTS	469 021	84 834	59 495
NETHERLANDS	19 032 423	495 856	346 081	FRANCE	276	68	49
ITALY	562 608	49 567	34 645	BELGIUM LUX	254 767	38 616	27 182
UNTD KINGDOM	3 360 501	162 359	113 493	NETHERLANDS	119 158	30 766	21 496
IRELAND	197 962	7 056	4 907	ITALY	1 678	287	190
DENMARK	3 185 436	122 526	85 577	UNTD KINGDOM	66 111	8 575	5 987
GREECE	52 708	9 118	6 343	DENMARK	18 651	4 546	3 203
PORTUGAL	73 958	4 265	2 969	SPAIN	2 449	308	218
SPAIN	108 898	18 964	13 223	SWEDEN	748	292	204
SWEDEN	1 529 312	68 726	47 962	EU	463 898	83 455	58 541
FINLAND	167 025	21 100	14 786	SWITZERLAND	1 515	457	319
AUSTRIA	2 894 073	144 853	101 094	USA	3 000	764	528
AUSTRIA	35 636 413	1 357 846	947 613	MALAYSIA	441	102	70
CANARY IS	427	299	212	EXPORTS	1 373 109	221 010	153 610
ICELAND	389	108	75	FRANCE	107 426	20 493	14 306
NORWAY	90 515	15 025	10 493	BELGIUM LUX	35 417	7 424	5 161
LIECHTENST	942	151	107	NETHERLANDS	128 155	20 382	14 193
SWITZERLAND	885 237	92 819	64 572	ITALY	56 507	9 809	6 842
MALTA	13 712	564	403	UNTD KINGDOM	62 111	10 415	7 274
SAN MARINO	323	89	63	DENMARK	89 361	11 590	8 084
TURKEY	9 002	2 375	1 674	GREECE	18 165	2 992	2 092
ESTONIA	10 800	1 046	731	PORTUGAL	2 864	654	458
LATVIA	49 035	2 588	1 798	SPAIN	10 891	2 064	1 447
LITHUANIA	124 912	6 997	4 881	SWEDEN	1 781	357	254
POLAND	4 101 154	168 120	117 365	FINLAND	713	378	264
CZECH REPUBL	1 996 983	111 179	77 673	AUSTRIA	41 137	7 442	5 217
SLOVAKIA	354 817	32 136	22 444	EU	554 800	94 037	65 618
HUNGARY	603 165	44 264	30 947	CANARY IS	1 620	469	329
ROMANIA	194 906	20 684	14 461	NORWAY	498	104	72
BULGARIA	7 596	961	662	SWITZERLAND	7 581	2 052	1 446
UKRAINE	8 859	1 507	1 061	ESTONIA	4 537	664	457
BELARUS	19 564	1 987	1 402	LATVIA	7 908	1 200	826
MOLDOVA	1 201	80	53	LITHUANIA	29 040	4 819	3 236
RUSSIA	288 096	30 467	21 221	POLAND	142 932	19 306	13 451
KAZAKHSTAN	1 367	235	167	CZECH REPUBL	7 180	1 335	934
UZBEKISTAN	639	263	185	SLOVAKIA	533	101	74
SLOVENIA	23 736	4 568	3 186	HUNGARY	8 170	1 116	781
CROATIA	16 013	2 985	2 094	ROMANIA	27 509	3 258	2 285
BOS HERZEGOV	345	73	48	BULGARIA	3 310	478	334
SERB MONTNEG	43 725	4 299	3 049	ALBANIA	362	46	33
MACEDONIA	585	158	110	UKRAINE	13 454	2 144	1 483
MOROCCO	323	287	199	BELARUS	16 801	2 032	1 416
TUNISIA	67	138	97	MOLDOVA	2 123	328	223
LIBYA	7 402	1 746	1 227	RUSSIA	340 498	52 461	35 992
EGYPT	150 626	7 461	5 221	AZERBAIJAN	1 360	223	153
CAPE VERDE	1 620	127	88	KAZAKHSTAN	10 939	1 796	1 245
LIBERIA	229	90	58	UZBEKISTAN	84 862	14 498	10 233
GHANA	6 185	529	363	SLOVENIA	19 884	3 598	2 510
TOGO	645	47	34	CROATIA	6 072	1 019	717
NIGERIA	1 251	231	160	BOS HERZEGOV	831	150	103
TANZANIA	900	353	243	MACEDONIA	773	161	114
REUNION	441	169	118	MAURITANIA	2 145	466	320
MAURITIUS	48	82	56	NIGER	1 340	297	209
ZIMBABWE	3 173	1 213	870	SENEGAL	300	54	38
SOUTH AFRICA	4 230	2 809	1 953	GAMBIA	526	127	89
USA	25 693	65 146	45 611	GUINEA	4 728	726	515
CANADA	2 304	3 025	2 112				
MEXICO	5 060	2 586	1 816				
GUATEMALA	431	602	421				
EL SALVADOR	370	64	44				

6 IMPORTS AND EXPORTS (SPECIAL TRADE) BY GROUPS OF THE SITC-REV. III AND BY COUNTRIES OF PRODUCTION AND CONSUMPTION 1995

GROUP COUNTRY	DT = 100 KG	1 000 DM	1 000 \$	GROUP COUNTRY	DT = 100 KG	1 000 DM	1 000 \$
SIERRA LEONE	1 854	265	189	FINLAND	18 817	8 848	6 158
LIBERIA	801	134	96	AUSTRIA	503 788	288 383	201 417
GHANA	1 855	231	163	EU	3 786 986	1 354 131	946 825
BENIN	1 919	283	201	CANARY IS	8 713	2 955	2 070
BURUNDI	1 000	169	114	ICELAND	3 050	1 689	1 181
MAURITIUS	13 956	2 109	1 485	NORWAY	17 672	11 400	7 972
SOUTH AFRICA	116	51	36	LIECHTENST	1 069	766	540
USA	1 057	271	186	SWITZERLAND	165 507	160 409	112 184
ARGENTINA	408	131	91	MALTA	5 560	3 559	2 499
CYPRUS	2 718	477	334	TURKEY	45 994	15 379	10 717
LEBANON	2 850	444	311	ESTONIA	11 436	3 597	2 520
SYRIA	320	61	41	LATVIA	9 711	5 275	3 692
IRAN	451	182	126	LITHUANIA	13 723	7 558	5 280
ISRAEL	188	104	70	POLAND	162 218	75 954	53 266
SAUDI ARABIA	17 164	2 583	1 816	CZECH REPUBL	126 319	52 628	36 782
KUWAIT	1 875	309	216	SLOVAKIA	27 699	10 937	7 660
BAHRAIN	1 510	308	210	HUNGARY	34 484	17 494	12 214
QATAR	662	113	80	ROMANIA	15 470	10 626	7 419
ARAB EMIRAT	3 678	650	455	BULGARIA	7 083	4 215	2 953
OMAN	1 962	269	189	ALBANIA	510	210	145
INDONESIA	638	152	106	UKRAINE	20 105	12 986	9 036
SINGAPORE	669	167	115	BELARUS	6 501	2 249	1 575
MONGOLIA	8 425	1 193	836	MOLDOVA	645	236	161
SOUTH KOREA	621	190	132	RUSSIA	136 281	53 413	37 314
JAPAN	835	203	138	GEORGIA	705	178	123
HONG KONG	1 585	299	213	AZERBAIJAN	37 099	8 264	5 750
AUSTRALIA	250	108	77	KAZAKHSTAN	3 173	894	620
UNID COUNTR	381	62	44	TURKMENISTAN	1 059	150	105
098 EDIBLE PROD.PREPRNTS,NES				UZBEKISTAN	521	320	225
IMPORTS	4 612 637	2 764 269	1 934 373	SLOVENIA	24 425	12 715	8 863
FRANCE	770 828	334 359	232 763	CROATIA	44 123	18 878	13 178
BELGIUM LUX	498 435	143 182	100 208	BOS HERZEGOV	1 443	573	396
NETHERLANDS	1 103 001	366 266	256 294	SERB MONTNEG	2 116	1 201	838
ITALY	816 384	254 084	177 439	MACEDONIA	5 044	2 055	1 448
UNTD KINGDOM	111 602	36 596	25 596	MOROCCO	187	258	182
IRELAND	256 474	1 153 768	809 769	ALGERIA	977	201	132
DENMARK	264 266	87 328	60 883	TUNISIA	127	211	146
GREECE	8 742	2 579	1 798	LIBYA	394	356	246
PORTUGAL	521	82	58	EGYPT	6 273	4 838	3 417
SPAIN	58 297	21 090	14 751	SUDAN	179	56	39
SWEDEN	16 114	7 173	5 002	BURKINA FASO	160	72	51
FINLAND	3 864	938	651	CAPE VERDE	94	86	60
AUSTRIA	76 529	34 816	24 332	SENEGAL	2 259	795	557
EU	3 985 057	2 442 261	1 709 544	GAMBIA	369	168	116
CANARY IS	2 469	1 076	753	GUINEA	106	90	62
NORWAY	1 844	285	202	GHANA	59	59	40
LIECHTENST	3 977	1 831	1 283	TOGO	785	589	419
SWITZERLAND	294 434	169 064	118 175	NIGERIA	1 065	415	290
TURKEY	26 080	7 054	4 921	ANGOLA	8 025	997	685
POLAND	1 445	341	243	ETHIOPIA	51	67	47
CZECH REPUBL	20 166	8 171	5 722	TANZANIA	175	104	73
SLOVAKIA	2 475	1 318	922	SEYHELLES	85	63	43
HUNGARY	28 817	5 789	3 992	REUNION	736	565	392
ROMANIA	1 516	205	145	MAURITIUS	403	215	153
BULGARIA	1 937	208	140	SOUTH AFRICA	10 057	6 702	4 688
RUSSIA	823	137	96	NAMIBIA	169	143	95
SLOVENIA	1 111	269	188	USA	51 076	32 253	22 440
CROATIA	13 224	5 351	3 754	CANADA	20 822	15 713	10 981
MACEDONIA	2 036	222	157	GREENLAND	279	46	33
MOROCCO	361	2 410	1 691	MEXICO	4 600	3 976	2 763
TUNISIA	637	236	162	BELIZE	230	83	59
USA	48 026	64 665	44 999	HONDURAS	128	77	55
CANADA	15 013	2 541	1 785	COSTA RICA	128	102	70
MEXICO	1 810	392	275	PANAMA	84	57	41
DOMINIC REP	2 016	431	301	CUBA	77	61	42
TRINIDAD TOB	172	118	77	DOMINIC REP	209	186	131
ECUADOR	250	793	567	MARTINIQUE	640	539	375
BRAZIL	2 294	420	295	BARBADOS	75	221	155
ARGENTINA	123	70	47	TRINIDAD TOB	155	125	88
LEBANON	1 815	365	254	COLOMBIA	306	726	508
IRAN	769	98	65	VENEZUELA	150	481	334
ISRAEL	35 262	6 639	4 649	ECUADOR	44	62	44
INDIA	1 587	270	189	PERU	611	326	225
SRI LANKA	518	148	103	BRAZIL	4 351	7 727	5 403
NEPAL	35	53	37	CHILE	2 357	1 611	1 130
THAILAND	21 734	5 709	3 977	PARAGUAY	2 275	168	119
VIETNAM	739	274	192	URUGUAY	1 761	833	575
INDONESIA	1 417	369	257	ARGENTINA	4 017	2 279	1 581
MALAYSIA	12 446	5 986	4 168	CYPRUS	6 128	6 138	4 268
SINGAPORE	10 938	5 096	3 569	LEBANON	3 228	2 254	1 579
PHILIPPINES	663	177	121	SYRIA	1 557	1 330	931
CHINA	33 937	6 564	4 581	IRAN	1 167	715	495
SOUTH KOREA	5 596	2 001	1 395	ISRAEL	21 897	18 526	12 937
JAPAN	11 023	8 351	5 834	JORDAN	1 282	1 240	869
TAIWAN	4 196	1 910	1 326	SAUDI ARABIA	15 860	20 430	13 741
HONG KONG	12 175	3 868	2 705	KUWAIT	3 615	2 915	1 993
AUSTRALIA	482	335	238	BAHRAIN	717	365	252
AUST OCEANIA	3	52	37	QATAR	568	321	222
NEW ZEALAND	24	55	38	ARAB EMIRAT	8 151	5 185	3 621
EXPORTS	5 032 877	2 069 536	1 446 272	OMAN	1 189	1 309	915
FRANCE	877 396	233 379	163 117	YEMEN	127	377	261
BELGIUM LUX	393 811	137 846	96 423	AFGHANISTAN	117	166	119
NETHERLANDS	776 766	202 376	141 439	PAKISTAN	120	138	96
ITALY	307 898	129 696	90 801	INDIA	197	189	133
UNTD KINGDOM	373 445	139 613	97 798	SRI LANKA	107	165	114
IRELAND	40 159	12 465	8 757	THAILAND	2 127	1 408	992
DENMARK	165 538	53 359	37 277	VIETNAM	274	406	281
GREECE	37 715	28 422	19 886	INDONESIA	1 591	1 355	948
PORTUGAL	33 409	16 838	11 795	MALAYSIA	3 953	3 849	2 668
SPAIN	181 349	70 521	49 300	SINGAPORE	3 701	2 753	1 921
SWEDEN	76 895	32 385	22 657	PHILIPPINES	6 088	4 536	3 162
				MONGOLIA	1 255	623	426
				CHINA	1 109	848	598
				NORTH KOREA	48	46	31
				SOUTH KOREA	6 968	5 231	3 679
				JAPAN	50 053	23 374	16 372

6 IMPORTS AND EXPORTS (SPECIAL TRADE) BY GROUPS OF THE SITC-REV. III AND BY COUNTRIES OF PRODUCTION AND CONSUMPTION 1995

GROUP COUNTRY	DT = 100 KG	1 000 DM	1 000 \$	GROUP COUNTRY	DT = 100 KG	1 000 DM	1 000 \$
TAIWAN	5 017	4 762	3 331	COLOMBIA	284	60	42
HONG KONG	18 296	12 240	8 534	VENEZUELA	53	42	30
MACAO	74	111	81	BRAZIL	3 156	388	268
AUSTRALIA	10 436	5 339	3 739	CHILE	1 951	346	243
NEW ZEALAND	1 426	1 290	906	URUGUAY	1 945	235	165
NEW CALEDON	1 121	242	173	CYPRUS	3 713	364	259
UNID COUNTR	1 905	1 204	843	LEBANON	966	109	76
111 NON-ALCOHOL. BEVERAGE, NES				ISRAEL	277	185	131
IMPORTS	6 352 500	522 313	366 391	SAUDI ARABIA	7 150	2 680	1 867
FRANCE	2 804 096	216 875	152 097	KUWAIT	1 396	456	319
BELGIUM LUX	434 542	51 487	35 869	BAHRAIN	622	117	79
NETHERLANDS	630 378	76 145	53 488	QATAR	618	94	64
ITALY	555 464	45 453	32 020	ARAB EMIRAT	4 805	677	473
UNIT KINGDOM	13 634	1 976	1 381	OMAN	233	44	30
IRELAND	5 339	454	319	BANGLADESH	1 093	80	57
DENMARK	19 770	2 381	1 674	THAILAND	559	97	67
GREECE	25 990	1 049	737	INDONESIA	721	108	76
PORTUGAL	1 794	81	58	SINGAPORE	2 406	412	285
SPAIN	3 881	337	239	PHILIPPINES	525	61	43
SWEDEN	16 783	2 201	1 541	MONGOLIA	4 775	542	381
AUSTRIA	702 149	77 148	54 266	SOUTH KOREA	7 253	998	703
EU	5 273 820	475 587	333 689	JAPAN	8 717	1 377	967
NORWAY	369	47	34	TAIWAN	5 787	859	602
SWITZERLAND	633 009	37 938	26 533	HONG KONG	1 843	347	242
TURKEY	115 209	3 889	2 734	AUSTRALIA	354	52	35
POLAND	5 803	228	159	NEW ZEALAND	654	264	186
CZECH REPUB	287 139	986	692	FR POLYNESIA	1 408	116	80
HUNGARY	2 463	402	277	UNID COUNTR	23 501	1 738	1 215
SLOVENIA	15 440	656	458	112 ALCOHOLIC BEVERAGES			
EGYPT	776	82	58	IMPORTS	15 719 340	3 797 988	2 654 742
USA	1 203	280	200	FRANCE	3 015 105	1 294 125	904 575
CANADA	338	67	46	BELGIUM LUX	398 939	33 614	23 710
DOMINIC REP	126	72	53	NETHERLANDS	935 858	121 388	85 049
BRAZIL	473	49	35	ITALY	5 456 771	1 008 013	705 409
SRI LANKA	397	49	34	UNIT KINGDOM	220 750	189 227	132 416
THAILAND	2 756	420	295	IRELAND	123 776	74 515	51 988
MALAYSIA	2 707	353	248	DENMARK	1 513 421	143 794	100 915
SINGAPORE	1 262	161	116	GREECE	315 996	70 235	49 064
CHINA	891	166	116	PORTUGAL	92 676	34 772	24 246
SOUTH KOREA	185	77	55	SPAIN	1 280 140	324 605	226 578
JAPAN	163	50	32	SWEDEN	7 350	2 352	1 646
TAIWAN	3 229	494	348	FINLAND	741	360	256
EXPORTS	84 070 430	381 448	266 909	AUSTRIA	111 522	31 406	21 550
FRANCE	570 283	55 662	38 872	EU	13 473 045	3 328 406	2 327 802
BELGIUM LUX	792 321	48 325	33 851	CANARY IS	6 723	565	397
NETHERLANDS	80 637 338	46 444	32 412	NORWAY	6 066	4 981	3 455
ITALY	144 371	24 370	17 036	SWITZERLAND	7 894	10 769	7 498
UNIT KINGDOM	131 080	22 239	15 603	MALTA	173	57	40
IRELAND	6 531	1 067	748	TURKEY	31 984	13 364	9 372
DENMARK	227 677	3 518	2 475	POLAND	9 618	4 365	3 045
GREECE	45 711	7 147	5 007	CZECH REPUB	466 783	39 765	27 832
PORTUGAL	13 471	1 759	1 236	SLOVAKIA	1 982	230	161
SPAIN	186 932	24 493	17 080	HUNGARY	157 963	20 308	14 057
SWEDEN	34 249	6 003	4 194	ROMANIA	146 593	15 792	11 003
FINLAND	10 058	1 626	1 127	BULGARIA	177 808	28 299	19 907
AUSTRIA	200 181	24 092	16 888	UKRAINE	16 904	12 084	8 459
EU	83 000 203	266 745	186 529	MOLDOVA	3 720	498	346
CANARY IS	20 333	2 474	1 735	RUSSIA	33 501	13 842	9 633
ICELAND	737	146	102	ARMENIA	16	43	31
NORWAY	34 486	5 824	4 072	SLOVENIA	3 782	640	450
SWITZERLAND	131 573	17 989	12 147	CROATIA	65 312	9 313	6 495
MALTA	2 159	183	128	BOS HERZEGOV	4 796	1 264	885
TURKEY	890	269	189	MACEDONIA	307 200	30 844	21 494
ESTONIA	2 978	267	187	MOROCCO	495	137	97
LATVIA	54 229	4 228	2 965	ALGERIA	6 632	871	605
LITHUANIA	103 169	7 472	5 228	TUNISIA	50 051	5 235	3 740
POLAND	41 226	3 524	2 479	GHANA	558	120	84
CZECH REPUB	97 561	8 220	5 756	DJIBOUTI	99	76	51
SLOVAKIA	10 294	936	655	REUNION	9 303	1 242	849
HUNGARY	17 420	1 883	1 331	SOUTH AFRICA	51 891	20 398	14 301
ROMANIA	3 587	472	329	USA	153 358	118 071	82 380
BULGARIA	807	142	99	CANADA	6 145	2 438	1 694
UKRAINE	23 630	2 030	1 433	MEXICO	38 307	9 574	6 660
BELARUS	18 362	1 579	1 116	BERMUDA	527	476	332
MOLDOVA	1 266	113	78	CUBA	5 098	1 428	998
RUSSIA	192 925	16 997	11 931	BAHAMAS	6 628	7 647	5 322
AZERBAIJAN	622	80	55	DOMINIC REP	102	47	32
KAZAKHSTAN	8 078	681	483	GUADELOUPE	2 091	279	200
UZBEKISTAN	3 694	310	221	JAMAICA	32 762	8 892	6 143
TADJIKISTAN	1 038	119	86	ST LUCIA	658	96	67
SLOVENIA	11 067	1 056	742	BARBADOS	152	96	66
CROATIA	21 338	2 209	1 566	TRINIDAD TOB	21 549	30 607	20 376
BOS HERZEGOV	7 121	678	479	GUYANA	6 613	974	682
SERB MONTNEG	225	67	45	FRENCH GUIAN	1 838	187	133
MACEDONIA	379	45	32	BRAZIL	3 391	862	605
ALGERIA	808	50	35	CHILE	23 067	8 968	6 254
TUNISIA	294	49	34	ARGENTINA	9 743	6 000	4 229
LIBYA	4 761	631	443	CYPRUS	315 203	16 750	11 772
EGYPT	876	119	85	LEBANON	224	149	106
CAPE VERDE	467	66	46	ISRAEL	1 380	782	537
GUINEA	2 651	199	138	INDIA	170	52	36
NIGERIA	3 772	399	284	SRI LANKA	279	68	47
ANGOLA	911	68	47	THAILAND	2 288	1 061	740
USA	138 778	18 210	12 744	INDONESIA	694	381	265
CANADA	8 565	1 082	758	CHINA	10 159	2 823	1 965
MEXICO	286	214	149	SOUTH KOREA	694	224	152
BERMUDA	406	62	44	JAPAN	7 183	4 376	3 018
CUBA	1 056	79	56	TAIWAN	1 448	584	406
DOMINIC REP	594	179	123	HONG KONG	187	59	41
ARUBA	302	48	34	AUSTRALIA	22 529	9 666	6 736
NETH ANTILL	2 431	339	244	NEW ZEALAND	487	438	302

6 IMPORTS AND EXPORTS (SPECIAL TRADE) BY GROUPS OF THE SITC-REV. III AND BY COUNTRIES OF PRODUCTION AND CONSUMPTION 1995

GROUP COUNTRY	DT = 100 KG	1 000 DM	1 000 \$	GROUP COUNTRY	DT = 100 KG	1 000 DM	1 000 \$
EXPORTS	13 540 640	2 515 293	1 760 545	BOLIVIA	177	48	33
FRANCE	819 030	115 903	81 121	PARAGUAY	12 326	2 637	1 827
BELGIUM LUX	221 142	55 623	38 763	URUGUAY	14 068	1 985	1 371
NETHERLANDS	1 048 375	233 866	163 176	ARGENTINA	28 909	4 715	3 292
ITALY	1 207 766	192 867	135 055	CYPRUS	2 851	692	487
UNTD KINGDOM	2 609 352	444 524	311 833	LEBANON	1 108	200	140
IRELAND	40 498	6 515	4 585	SYRIA	961	147	100
DENMARK	173 934	39 385	27 536	ISRAEL	2 920	472	332
GREECE	99 521	17 412	12 326	JORDAN	387	56	39
PORTUGAL	13 426	2 309	1 617	SAUDI ARABIA	546	84	55
SPAIN	312 054	43 414	30 471	BAHRAIN	3 386	568	400
SWEDEN	151 464	44 471	31 182	ARAB EMIRAT	13 850	2 297	1 607
FINLAND	38 459	11 492	8 077	OMAN	9 376	1 057	740
AUSTRIA	290 349	60 404	42 073	INDIA	1 924	1 119	778
EU	7 025 370	1 268 185	887 615	MALDIVES	371	57	40
CANARY IS	73 288	11 290	7 873	SRI LANKA	3 910	2 598	1 808
CEUTA MEL	4 269	326	228	NEPAL	216	50	35
ICELAND	16 791	2 522	1 774	THAILAND	2 495	1 029	723
NORWAY	50 970	14 292	10 049	VIETNAM	2 582	1 539	1 060
LIECHTENST	796	126	86	CAMBODIA	729	106	73
SWITZERLAND	204 055	41 882	29 278	INDONESIA	270	51	36
ANDORRA	1 071	184	131	MALAYSIA	478	193	138
GIBRALTAR	7 809	1 129	796	SINGAPORE	9 067	1 967	1 381
VATICAN CITY	111	57	40	PHILIPPINES	1 075	515	359
MALTA	997	249	173	MONGOLIA	23 855	3 141	2 190
TURKEY	5 748	4 535	3 188	CHINA	13 333	2 348	1 652
ESTONIA	26 137	7 335	5 110	NORTH KOREA	88	125	92
LATVIA	189 063	27 176	19 019	SOUTH KOREA	14 385	3 847	2 673
LITHUANIA	34 215	5 567	3 874	JAPAN	194 809	92 408	64 294
POLAND	19 752	4 464	3 111	TAIWAN	492 958	77 004	54 165
CZECH REPUB	21 597	13 954	9 768	HONG KONG	12 408	3 117	2 177
SLOVAKIA	3 772	976	679	AUSTRALIA	11 856	3 900	2 721
HUNGARY	44 339	7 542	5 296	NEW ZEALAND	4 102	1 974	1 384
ROMANIA	40 686	7 315	5 137	TUVALU	188	67	45
BULGARIA	10 139	4 143	2 924	AM OCEANIA	396	54	37
ALBANIA	2 033	249	175	SHIPS SUPPL	24 389	57 560	40 239
UKRAINE	313 177	48 198	33 761	UNIO COUNTR	2 920	732	505
BELARUS	342 202	52 859	37 053	121 TOBACCO, UNMANUFACTURED			
MOLDOVA	18 101	3 071	2 147	IMPORTS	1 758 935	1 072 645	748 294
RUSSIA	2 029 722	291 297	204 170	FRANCE	36 254	6 985	4 878
GEORGIA	28 512	4 482	3 140	BELGIUM LUX	1 855	1 327	957
ARMENIA	2 473	421	295	NETHERLANDS	6 268	2 424	1 715
AZERBAIJAN	26 836	4 292	3 007	ITALY	123 015	38 191	26 783
KAZAKHSTAN	160 502	25 582	17 928	IRELAND	661	296	206
TURKMENISTAN	5 621	956	674	GREECE	107 665	68 098	47 950
UZBEKISTAN	56 741	8 695	6 063	SPAIN	45 231	11 554	8 109
TADJIKISTAN	62 040	9 017	6 333	AUSTRIA	981	425	289
KYRGYZSTAN	25 979	4 724	3 308	EU	321 939	129 306	90 890
SLOVENIA	6 651	3 599	2 515	NORWAY	840	550	389
CROATIA	25 239	8 337	5 833	SWITZERLAND	10 113	6 158	4 306
BOS HERZEGOV	4 072	367	259	TURKEY	112 322	67 378	46 534
MACEDONIA	789	614	427	POLAND	1 273	717	487
MOROCCO	2 028	268	189	SLOVAKIA	1 090	142	100
ALGERIA	16 392	1 936	1 370	HUNGARY	997	1 076	768
TUNISIA	984	161	109	BULGARIA	19 601	11 772	8 211
LIBYA	386	49	35	ALBANIA	2 862	1 169	813
EGYPT	1 164	165	115	CROATIA	594	221	147
CAPE VERDE	213	52	37	MACEDONIA	3 926	2 786	1 889
GAMBIA	4 722	661	463	ZAIRE	6 659	1 832	1 301
GUIN BISSAU	363	60	40	KENYA	192	119	82
GUINEA	26 266	3 723	2 624	UGANDA	9 411	3 879	2 685
SIERRA LEONE	5 143	559	393	TANZANIA	20 950	6 529	4 580
LIBERIA	5 521	757	527	MOZAMBIQUE	443	52	38
IVORY COAST	369	53	37	ZAMBIA	5 338	2 220	1 539
GHANA	519	118	83	ZIMBABWE	179 205	66 098	45 890
TOGO	935	146	103	MALAWI	168 878	84 139	58 342
BENIN	768	110	78	SOUTH AFRICA	4 776	776	523
NIGERIA	3 677	849	589	USA	330 224	380 752	265 776
CAMEROON	513	82	58	CANADA	5 084	3 525	2 454
ZAIRE	1 156	197	137	MEXICO	18 485	13 173	9 197
RWANDA	3 490	451	318	GUATEMALA	14 075	9 403	6 576
KENYA	1 922	394	276	NICARAGUA	68	64	44
UGANDA	242	89	61	PANAMA	268	263	184
TANZANIA	1 120	191	138	CUBA	2 830	1 654	1 154
SEYCHELLES	273	44	30	DOMINIC REP	1 771	703	485
ZIMBABWE	361	48	32	COLOMBIA	1 703	1 394	981
SOUTH AFRICA	3 020	2 452	1 728	ECUADOR	87	176	121
NAMIBIA	432	215	152	BRAZIL	322 314	177 167	123 742
USA	1 297 757	262 508	183 791	CHILE	166	91	63
CANADA	117 969	29 113	20 360	PARAGUAY	641	301	215
MEXICO	3 758	1 132	790	ARGENTINA	38 668	19 760	13 771
BERMUDA	6 467	1 128	792	IRAN	2 118	1 095	759
GUATEMALA	880	190	133	INDIA	27 341	10 014	6 993
EL SALVADOR	528	112	77	SRI LANKA	3 215	6 302	4 355
COSTA RICA	563	251	174	THAILAND	35 884	14 156	9 917
PANAMA	1 974	497	343	INDONESIA	15 792	20 860	14 621
CUBA	18 606	1 920	1 353	PHILIPPINES	12 663	5 349	3 727
HAITI	1 773	269	188	CHINA	49 974	16 958	11 848
BAHAMAS	9 045	1 649	1 159	SOUTH KOREA	2 997	2 160	1 502
TURKS CAICOS	1 724	234	164	HONG KONG	314	216	152
DOMINIC REP	3 620	649	453	EXPORTS	295 724	157 208	109 626
AM VIRGIN IS	1 986	295	202	FRANCE	32 843	960	665
CAYMAN IS	446	66	45	BELGIUM LUX	14 393	10 018	6 976
JAMAICA	995	376	261	NETHERLANDS	49 358	24 684	17 155
BARBADOS	196	95	68	UNTD KINGDOM	5 979	2 725	1 904
TRINIDAD TOB	236	74	53	IRELAND	750	902	630
ARUBA	500	103	70	DENMARK	76	46	33
NETH ANTILL	410	112	78	GREECE	14 337	15 707	10 964
COLOMBIA	5 794	974	675	PORTUGAL	3 406	841	601
VENEZUELA	1 488	270	186	SPAIN	20 985	20 215	14 094
ECUADOR	6 920	1 257	877	SWEDEN	879	136	90
PERU	5 016	1 492	1 044				
BRAZIL	160 474	34 828	24 255				
CHILE	5 954	927	651				

6 IMPORTS AND EXPORTS (SPECIAL TRADE) BY GROUPS OF THE SITC-REV. III AND BY COUNTRIES OF PRODUCTION AND CONSUMPTION 1995

GROUP COUNTRY	DT = 100 KG	1 000 DM	1 000 \$	GROUP COUNTRY	DT = 100 KG	1 000 DM	1 000 \$
FINLAND	1 887	1 583	1 095	MACEDONIA	2 550	4 384	2 953
AUSTRIA	2 629	2 973	2 078	ALGERIA	2 775	1 287	848
EU	147 522	80 790	56 285	TUNISIA	825	1 543	1 089
CANARY IS	431	126	87	EGYPT	318	408	289
NORWAY	4 138	1 099	759	MAURITANIA	214	331	229
SWITZERLAND	47 192	32 222	22 510	NIGER	52	90	59
TURKEY	613	285	196	SENEGAL	1 238	1 794	1 259
POLAND	53 664	26 645	18 821	GUINEA	556	783	547
CZECH REPUBL	1 994	1 435	1 012	LIBERIA	290	285	200
SLOVAKIA	5 104	1 672	1 164	BENIN	103	156	108
HUNGARY	9 664	4 578	3 203	CAMEROON	117	118	83
BULGARIA	422	129	85	DJIBOUTI	225	455	316
UKRAINE	1 144	480	334	SOUTH AFRICA	1 912	958	672
RUSSIA	322	126	88	USA	2 596	5 504	3 871
SLOVENIA	1 287	441	306	CANADA	25	83	59
USA	18 272	4 141	2 884	PANAMA	175	377	265
CANADA	2 125	478	312	CUBA	4	97	68
SRI LANKA	1 009	1 522	1 054	AM VIRGIN IS	433	182	124
INDONESIA	203	749	530	BRAZIL	101	143	100
SINGAPORE	176	153	106	ARGENTINA	107	204	139
122 TOBACCO, MANUFACTURED				CYPRUS	16 432	33 190	23 344
IMPORTS	429 175	922 639	646 177	LEBANON	813	1 598	1 120
FRANCE	71 180	117 507	82 142	IRAN	5 324	3 146	2 182
BELGIUM LUX	51 872	94 202	66 285	ISRAEL	5 400	830	583
NETHERLANDS	145 460	360 886	253 022	JORDAN	5 568	4 258	2 976
ITALY	120	304	210	SAUDI ARABIA	326	853	597
UNITED KINGDOM	26 763	67 888	47 617	KUWAIT	843	1 991	1 383
IRELAND	12 856	107 485	75 025	BAHRAIN	250	423	295
DENMARK	24 187	102 255	71 590	QATAR	61	115	78
GREECE	111	181	128	ARAB EMIRAT	5 336	9 662	6 764
PORTUGAL	16	111	79	OMAN	309	554	382
SPAIN	101	181	129	AFGHANISTAN	4 178	6 250	4 366
SWEDEN	148	230	162	SRI LANKA	3	55	36
AUSTRIA	8 455	14 568	10 086	THAILAND	469	1 491	1 056
EU	341 279	865 820	606 490	INDONESIA	75	46	33
CANARY IS	32	363	254	MALAYSIA	42	152	107
SWITZERLAND	492	1 227	866	SINGAPORE	8 482	19 385	13 567
TURKEY	100	450	311	PHILIPPINES	10 105	25 512	17 926
POLAND	1 199	3 118	2 161	SOUTH KOREA	2 400	4 962	3 498
CZECH REPUBL	114	184	128	JAPAN	9 358	16 255	11 262
HUNGARY	1 718	6 591	4 604	TAIWAN	23 175	81 753	57 225
CROATIA	36	154	109	HONG KONG	13 725	37 088	25 684
ZIMBABWE	970	237	165	AUSTRALIA	152	875	609
USA	82 075	35 527	24 820	SHIPS SUPPL	12 113	79 389	55 582
MEXICO	13	106	73	211 HIDES, SKINS (EX. FURS), RAW			
HONDURAS	109	1 202	839	IMPORTS	739 517	174 195	122 040
NICARAGUA	57	323	226	FRANCE	29 078	10 172	7 192
CUBA	144	2 888	2 016	BELGIUM LUX	17 223	3 147	2 210
DOMINIC REP	279	3 306	2 316	NETHERLANDS	134 264	34 841	24 672
JAMAICA	3	56	40	ITALY	87 950	5 909	4 153
BRAZIL	105	433	302	UNITED KINGDOM	11 310	2 341	1 647
INDONESIA	92	296	207	IRELAND	1 356	326	228
PHILIPPINES	32	49	34	DENMARK	17 132	4 259	2 976
CHINA	111	55	39	PORTUGAL	3 937	286	188
JAPAN	16	97	67	SPAIN	8 327	458	321
AUSTRALIA	48	46	31	SWEDEN	9 476	2 193	1 529
EXPORTS	935 372	1 917 811	1 341 151	FINLAND	11 140	3 669	2 524
FRANCE	142 927	411 171	287 912	AUSTRIA	110 081	21 168	14 779
BELGIUM LUX	39 283	67 186	46 865	EU	441 274	88 749	62 419
NETHERLANDS	77 277	107 067	74 710	NORWAY	15 458	5 328	3 737
ITALY	81 880	244 568	170 715	SWITZERLAND	71 997	29 118	20 270
UNITED KINGDOM	105 410	124 893	87 642	FAEROE IS	600	249	176
IRELAND	1 071	2 136	1 497	LATVIA	6 895	1 283	909
DENMARK	10 640	8 774	6 165	LITHUANIA	15 912	4 195	2 927
GREECE	42 704	83 067	58 203	POLAND	17 154	1 419	993
PORTUGAL	5 964	8 148	5 677	CZECH REPUBL	28 741	9 521	6 649
SPAIN	12 837	29 184	20 314	SLOVAKIA	1 868	624	433
SWEDEN	3 568	5 462	3 860	HUNGARY	15 957	3 946	2 749
FINLAND	6 589	8 733	6 114	ROMANIA	218	62	42
AUSTRIA	8 331	21 339	14 988	UKRAINE	12 726	2 375	1 663
EU	538 481	1 121 728	784 662	BELARUS	1 464	304	212
CANARY IS	3 562	7 430	5 193	MOLDOVA	545	95	68
ICELAND	7	48	32	RUSSIA	26 198	4 363	3 032
NORWAY	115	200	138	SLOVENIA	1 789	665	460
SWITZERLAND	8 626	12 197	8 538	SUDAN	48	369	254
ANDORRA	8 300	17 687	12 104	ETHIOPIA	58	109	74
GIBRALTAR	52	101	70	SOUTH AFRICA	6 721	3 078	2 166
VATICAN CITY	32	123	87	USA	17 120	3 522	2 459
MALTA	246	421	295	CANADA	993	177	126
TURKEY	3 627	8 751	6 149	MEXICO	4 057	192	135
ESTONIA	983	1 946	1 345	COLOMBIA	16	147	101
LATVIA	2 758	5 041	3 535	BRAZIL	2 134	183	127
LITHUANIA	7 435	13 445	9 315	ARGENTINA	4 403	214	150
POLAND	9 314	9 838	6 877	SYRIA	275	170	121
CZECH REPUBL	10 005	23 589	16 463	THAILAND	185	78	51
SLOVAKIA	1 409	802	560	AUSTRALIA	42 117	11 921	8 310
HUNGARY	476	1 118	783	NEW ZEALAND	1 872	1 499	1 057
ROMANIA	17 029	18 076	12 775	EXPORTS	1 446 199	425 119	296 080
BULGARIA	5 056	10 904	7 632	FRANCE	48 336	15 873	10 969
ALBANIA	186	178	126	BELGIUM LUX	38 125	11 431	7 937
UKRAINE	25 971	48 908	34 238	NETHERLANDS	259 444	79 555	55 532
BELARUS	67 589	117 891	82 499	ITALY	349 998	116 701	81 074
MOLDOVA	700	1 646	1 158	UNITED KINGDOM	9 358	3 113	2 177
RUSSIA	50 440	83 853	58 601	IRELAND	1 983	595	413
GEORGIA	1 352	1 878	1 327	DENMARK	4 243	1 125	774
AZERBAIJAN	3 841	5 712	4 026	GREECE	1 965	480	335
KAZAKHSTAN	22 139	19 255	13 500	PORTUGAL	2 315	718	481
TURKMENISTAN	546	744	523	SPAIN	37 462	11 628	8 074
UZBEKISTAN	1 319	2 839	2 000	SWEDEN	7 128	1 050	732
SLOVENIA	7 561	25 328	17 677	FINLAND	1 137	190	134
CROATIA	1 413	6 912	4 845	AUSTRIA	211 714	57 842	40 370

6 IMPORTS AND EXPORTS (SPECIAL TRADE) BY GROUPS OF THE SITC-REV. III AND BY COUNTRIES OF PRODUCTION AND CONSUMPTION 1995

GROUP COUNTRY	DT = 100 KG	1 000 DM	1 000 \$	GROUP COUNTRY	DT = 100 KG	1 000 DM	1 000 \$
EU	973 208	300 301	209 002	SWEDEN	1 857	136	97
NORWAY	149	56	39	AUSTRIA	205 474	9 332	6 559
SWITZERLAND	9 965	3 201	2 234	EU	6 249 870	277 145	194 410
TURKEY	24 302	4 993	3 486	SWITZERLAND	6 141	1 097	765
POLAND	136 220	31 247	21 726	TURKEY	4 421	923	648
CZECH REPUBL	23 228	4 650	3 255	ESTONIA	8 580	399	265
SLOVAKIA	84 822	17 590	12 307	POLAND	239 886	9 713	6 809
HUNGARY	63 081	19 202	13 393	CZECH REPUBL	425 741	15 951	11 010
ROMANIA	334	294	204	SLOVAKIA	169 176	6 650	4 846
BULGARIA	966	275	186	HUNGARY	1 730 082	77 828	53 467
RUSSIA	12 290	686	478	ROMANIA	21 125	2 363	1 611
SLOVENIA	201	43	31	BULGARIA	62 452	2 680	1 844
BOS HERZEGOV	695	151	106	RUSSIA	325 757	13 862	9 445
MACEDONIA	7 048	2 051	1 419	KAZAKHSTAN	23 664	962	687
MOROCCO	245	52	36	CROATIA	1 824	192	132
USA	8 391	3 359	2 392	MACEDONIA	2 522	153	107
JORDAN	200	74	51	EGYPT	5 311	433	302
PAKISTAN	1 570	207	147	SUDAN	13 833	2 158	1 531
INDIA	9 299	2 841	1 973	SENEGAL	13 562	1 987	1 403
THAILAND	11 301	3 499	2 434	ETHIOPIA	1 101	194	139
VIETNAM	171	95	67	KENYA	2 449	242	164
INDONESIA	3 703	1 390	943	SOUTH AFRICA	20 956	2 619	1 812
CHINA	9 950	3 052	2 120	USA	22 483 856	862 648	599 194
SOUTH KOREA	17 843	5 871	4 084	CANADA	4 012 740	182 173	124 899
JAPAN	18 268	7 393	5 187	MEXICO	1 285	346	247
TAIWAN	936	130	89	GUATEMALA	28 454	6 597	4 621
HONG KONG	26 914	12 247	8 573	HONDURAS	1 360	238	170
				EL SALVADOR	2 123	460	325
212 FURSKINS, RAW				NICARAGUA	22 432	4 661	3 287
IMPORTS	5 207	97 340	67 305	COLOMBIA	1 435	303	214
FRANCE	12	90	60	VENEZUELA	7 502	1 575	1 094
BELGIUM LUX	4	64	46	BRAZIL	5 028 914	175 026	123 448
NETHERLANDS	84	3 244	2 190	PARAGUAY	736 056	25 491	17 964
ITALY	7	75	54	URUGUAY	1 089	187	127
UNTD KINGDOM	82	1 805	1 250	ARGENTINA	5 039 947	199 704	140 353
DENMARK	1 074	29 771	20 687	ISRAEL	15 646	3 582	2 505
GREECE	5	85	62	SAUDI ARABIA	748	76	54
SWEDEN	9	160	105	AFGHANISTAN	337	45	30
FINLAND	1 812	37 579	25 937	INDIA	63 143	10 161	7 172
AUSTRIA	2	101	68	THAILAND	852	161	109
EU	3 092	72 987	50 468	VIETNAM	530	62	43
NORWAY	33	876	605	CHINA	139 649	17 614	12 294
SWITZERLAND	18	179	124	JAPAN	103	63	41
ESTONIA	15	131	92	HONG KONG	4 745	651	454
LATVIA	15	324	224	AUSTRALIA	3 597	212	149
POLAND	351	6 259	4 322	NEW ZEALAND	560	90	64
CZECH REPUBL	146	314	214	EXPORTS	6 296 197	289 504	202 239
BELARUS	121	1 512	1 007	FRANCE	554 638	32 541	22 944
RUSSIA	239	3 875	2 664	BELGIUM LUX	1 197 046	51 200	35 934
KAZAKHSTAN	51	172	121	NETHERLANDS	1 495 865	64 266	44 635
SLOVENIA	15	227	148	ITALY	10 159	1 676	1 170
NAMIBIA	8	143	101	UNTD KINGDOM	1 342 015	55 089	38 526
USA	617	5 089	3 563	DENMARK	713 839	29 954	20 891
CANADA	220	2 759	1 923	GREECE	5 570	235	166
ARGENTINA	71	1 171	823	SPAIN	3 452	1 397	957
SYRIA	10	70	47	SWEDEN	481 344	22 371	15 575
AFGHANISTAN	92	655	442	FINLAND	103 853	4 341	3 049
CHINA	62	436	305	AUSTRIA	59 405	5 420	3 793
AUSTRALIA	26	103	72	EU	5 967 502	268 540	187 676
EXPORTS	4 567	68 725	47 891	NORWAY	2 189	357	243
FRANCE	84	1 663	1 160	SWITZERLAND	6 522	1 983	1 383
BELGIUM LUX	161	2 947	2 053	TURKEY	1 438	141	97
NETHERLANDS	8	179	129	ESTONIA	1 635	233	164
ITALY	169	3 656	2 535	LATVIA	4 260	714	491
UNTD KINGDOM	217	4 058	2 833	LITHUANIA	5 695	285	202
DENMARK	41	519	366	POLAND	5 283	1 323	931
GREECE	192	3 821	2 656	CZECH REPUBL	24 358	1 434	1 006
SPAIN	40	491	335	SLOVAKIA	1 077	172	121
FINLAND	5	120	86	HUNGARY	8 063	1 008	699
AUSTRIA	8	157	108	ROMANIA	814	506	345
EU	925	17 611	12 261	UKRAINE	1 902	584	412
LIECHTENST	39	853	608	BELARUS	253	72	49
SWITZERLAND	184	5 110	3 495	MOLDOVA	22	41	30
TURKEY	88	2 288	1 582	RUSSIA	2 412	546	384
ESTONIA	10	85	59	SLOVENIA	2 160	200	137
LITHUANIA	84	2 704	1 893	CROATIA	1 186	261	183
POLAND	2 010	23 435	16 319	MEXICO	262 510	10 770	7 453
CZECH REPUBL	322	811	567	UNTD COUNTR	2 544	128	89
UKRAINE	307	2 636	1 859	223 DILSEED(OTH.FIX.VEG.OIL)			
BELARUS	35	1 126	781	IMPORTS	4 184 928	209 255	146 469
RUSSIA	45	812	570	FRANCE	175 783	6 541	4 584
SLOVENIA	3	83	58	BELGIUM LUX	124 938	8 202	5 719
TUNISIA	1	78	51	NETHERLANDS	159 917	10 784	7 567
USA	6	180	129	ITALY	333	85	60
CANADA	16	322	221	UNTD KINGDOM	3 814	358	250
URUGUAY	2	50	34	DENMARK	365	81	54
SOUTH KOREA	28	631	446	AUSTRIA	4 781	1 760	1 244
JAPAN	3	52	37	EU	469 982	27 832	19 492
HONG KONG	450	9 774	6 863	SWITZERLAND	964	165	117
222 OILSEED(SFT.FIX VEG.OIL)				TURKEY	38 542	5 921	4 136
IMPORTS	46 926 305	1 909 804	1 330 140	CZECH REPUBL	22 465	3 296	2 311
FRANCE	5 161 042	224 335	157 464	SLOVAKIA	2 237	370	259
BELGIUM LUX	27 165	1 387	968	HUNGARY	40 035	6 328	4 384
NETHERLANDS	766 437	36 567	25 523	ROMANIA	249	57	38
ITALY	73	59	42	UKRAINE	1 369	234	163
UNTD KINGDOM	51 724	3 158	2 231	EGYPT	381	65	47
DENMARK	34 228	1 646	1 157	IVORY COAST	57 429	3 537	2 476
GREECE	243	52	38	ETHIOPIA	1 877	163	114
SPAIN	1 627	473	331	TANZANIA	6 530	432	304
				MOZAMBIQUE	91 626	5 735	4 006
				USA	7 431	1 169	819

6 IMPORTS AND EXPORTS (SPECIAL TRADE) BY GROUPS OF THE SITC-REV. III AND BY COUNTRIES OF PRODUCTION AND CONSUMPTION 1995

GROUP COUNTRY	DT = 100 KG	1 000 DM	1 000 \$	GROUP COUNTRY	DT = 100 KG	1 000 DM	1 000 \$
CANADA	2 653 750	94 363	66 043	EU	133 790	31 903	22 300
MEXICO	73	69	47	NORWAY	573	284	197
ECUADOR	11 277	760	509	SWITZERLAND	6 589	2 095	1 464
PARAGUAY	6 920	478	338	TURKEY	1 720	361	249
ARGENTINA	3 126	302	215	LITHUANIA	400	101	72
ISRAEL	450	62	43	POLAND	9 800	2 626	1 846
PAKISTAN	972	76	54	CZECH REPUBL	10 558	2 724	1 897
INDIA	117 557	8 459	5 959	SLOVAKIA	12 406	3 236	2 228
NEPAL	495	47	32	HUNGARY	3 929	1 034	724
INDONESIA	42 374	3 321	2 345	ROMANIA	1 698	402	275
SINGAPORE	965	190	134	UKRAINE	334	76	53
PHILIPPINES	170 328	10 450	7 370	BELARUS	190	50	35
CHINA	83 318	11 365	8 002	RUSSIA	425	104	74
JAPAN	120	103	73	SLOVENIA	1 363	433	305
HONG KONG	473	163	115	CROATIA	1 255	368	255
AUSTRALIA	7 171	1 249	888	MACEDONIA	219	56	38
PAPUA NEW G	215 264	14 039	9 740	EGYPT	144	50	35
NEW ZEALAND	505	332	236	SOUTH AFRICA	186	65	45
VANUATU	120 005	7 523	5 245	USA	2 183	754	527
WEST SAMOA	8 224	496	350	ECUADOR	96	44	31
EXPORTS	284 639	21 392	14 900	SAUDI ARABIA	240	77	52
FRANCE	19 090	1 799	1 262	YEMEN	158	51	34
BELGIUM LUX	12 416	801	558	INDONESIA	405	125	86
NETHERLANDS	138 495	6 298	4 378	MALAYSIA	197	49	35
ITALY	15 840	1 463	1 018	JAPAN	144	47	32
UNITD KINGDOM	6 499	1 403	978				
DENMARK	9 221	690	482	232 SYNTHETIC RUBBER, ETC.			
GREECE	785	99	71	IMPORTS	3 816 461	950 169	664 255
SPAIN	3 057	324	222	FRANCE	862 732	197 211	137 770
SWEDEN	1 395	162	109	BELGIUM LUX	295 409	87 809	61 355
FINLAND	408	74	51	NETHERLANDS	426 646	94 151	65 877
AUSTRIA	10 247	2 666	1 853	ITALY	298 647	76 840	53 613
EU	217 978	15 843	11 022	UNITD KINGDOM	293 746	116 618	81 314
SWITZERLAND	3 355	815	567	IRELAND	5 489	377	264
LATVIA	597	139	95	DENMARK	7 269	192	135
LITHUANIA	1 508	265	186	PORTUGAL	2 427	207	139
POLAND	805	89	61	SPAIN	60 535	18 135	12 702
CZECH REPUBL	498	174	119	SWEDEN	15 553	882	622
SLOVAKIA	2 318	593	416	FINLAND	15 047	1 616	1 107
HUNGARY	844	126	86	AUSTRIA	60 165	6 607	4 655
RUSSIA	7 289	716	502	EU	2 343 665	600 645	419 553
KAZAKHSTAN	251	110	78	SWITZERLAND	16 938	4 441	3 116
SLOVENIA	1 028	117	79	POLAND	259 279	41 271	28 877
CROATIA	831	107	73	CZECH REPUBL	164 937	21 510	15 065
LIBYA	40 914	1 511	1 079	SLOVAKIA	11 552	1 751	1 209
SOUTH AFRICA	408	55	38	HUNGARY	5 105	469	320
USA	386	85	60	ROMANIA	3 334	366	262
ISRAEL	3 348	275	189	BULGARIA	17 998	2 226	1 557
INDONESIA	307	51	35	MOLDOVA	1 107	68	47
				RUSSIA	359 520	56 556	39 700
231 NATURAL RUBBER, ETC.				TADJIKISTAN	414	94	63
IMPORTS	2 469 840	574 305	401 411	CROATIA	225	47	34
FRANCE	1 718	575	399	GUINEA	192	49	35
BELGIUM LUX	3 527	1 184	829	SOUTH AFRICA	4 922	1 681	1 183
NETHERLANDS	22 107	5 350	3 733	USA	404 779	148 220	103 704
ITALY	4 875	1 728	1 200	CANADA	5 099	2 659	1 847
UNITD KINGDOM	34 348	9 256	6 478	MEXICO	18 543	4 850	3 406
DENMARK	32	44	31	BRAZIL	27 141	5 009	3 519
GREECE	3 751	877	630	ARGENTINA	8 438	1 472	1 028
SPAIN	893	541	380	INDIA	3 218	278	190
SWEDEN	227	64	47	INDONESIA	636	155	108
AUSTRIA	604	110	77	MALAYSIA	10 808	2 315	1 599
EU	72 082	19 729	13 804	SINGAPORE	417	95	66
TURKEY	1 710	475	340	CHINA	2 138	443	304
POLAND	79	57	40	JAPAN	94 351	38 919	27 223
CZECH REPUBL	416	86	62	TAIWAN	30 253	10 307	7 262
LIBERIA	1 346	114	76	EXPORTS	4 376 780	932 485	651 488
IVORY COAST	110 301	25 358	17 650	FRANCE	846 625	162 241	113 456
GHANA	3 025	679	476	BELGIUM LUX	782 086	118 557	82 893
NIGERIA	26 227	5 392	3 788	NETHERLANDS	250 059	40 780	28 440
CAMEROON	110 815	25 251	17 706	ITALY	423 190	100 702	70 288
GABON	404	83	55	UNITD KINGDOM	253 407	55 236	38 527
ZAIRE	14 906	2 972	2 101	IRELAND	1 892	793	559
USA	4 429	1 207	823	DENMARK	24 361	7 566	5 290
INDIA	576	124	88	GREECE	16 495	4 936	3 448
SRI LANKA	62 837	15 378	10 678	PORTUGAL	42 216	8 937	6 217
THAILAND	487 362	100 739	70 116	SPAIN	228 745	52 500	36 817
VIETNAM	65 629	15 417	10 778	SWEDEN	95 161	20 970	14 667
CAMBODIA	2 152	375	266	FINLAND	35 536	8 623	6 056
INDONESIA	484 573	113 888	79 541	AUSTRIA	112 721	23 954	16 775
MALAYSIA	958 477	232 543	162 994	EU	3 112 494	605 795	423 433
SINGAPORE	35 948	8 467	5 874	NORWAY	5 667	1 537	1 086
CHINA	883	261	185	SWITZERLAND	96 165	18 841	13 197
TAIWAN	1 814	491	353	MALTA	3 172	1 074	747
AUSTRALIA	960	208	146	SAN MARINO	866	437	307
PAPUA NEW G	21 926	4 802	3 339	TURKEY	50 683	10 374	7 234
EXPORTS	189 839	47 423	33 105	ESTONIA	4 388	446	311
FRANCE	13 077	3 378	2 379	LATVIA	180	98	69
BELGIUM LUX	32 793	6 620	4 608	LITHUANIA	411	160	109
NETHERLANDS	22 599	4 445	3 104	POLAND	49 689	13 730	9 592
ITALY	1 791	526	362	CZECH REPUBL	76 630	15 355	10 736
UNITD KINGDOM	4 107	1 064	752	SLOVAKIA	17 955	4 348	3 041
IRELAND	4 306	1 078	748	HUNGARY	22 859	5 853	4 091
DENMARK	3 081	1 027	710	ROMANIA	2 617	785	557
GREECE	683	204	137	BULGARIA	1 599	587	407
PORTUGAL	1 235	430	304	UKRAINE	9 191	1 277	884
SPAIN	1 598	600	422	BELARUS	2 169	939	657
SWEDEN	2 951	849	590	RUSSIA	10 168	4 470	3 129
FINLAND	914	266	190	SLOVENIA	48 623	12 730	8 676
AUSTRIA	44 655	11 416	7 994	CROATIA	5 999	2 071	1 436
				BOS HERZEGOV	246	65	47
				MACEDONIA	7 261	1 603	1 138

6 IMPORTS AND EXPORTS (SPECIAL TRADE) BY GROUPS OF THE SITC-REV. III AND BY COUNTRIES OF PRODUCTION AND CONSUMPTION 1995

GROUP COUNTRY	DT = 100 KG	1 000 DM	1 000 \$	GROUP COUNTRY	DT = 100 KG	1 000 DM	1 000 \$
MOROCCO	12 718	2 779	1 933	SINGAPORE	1 091	52	37
ALGERIA	1 953	583	405	PHILIPPINES	6 775	194	136
TUNISIA	15 938	3 217	2 242	AUSTRALIA	7 709	550	392
LIBYA	7 430	1 368	935				
EGYPT	13 305	2 243	1 560	EXPORTS	425 755	4 940	3 473
IVORY COAST	1 440	386	273				
GHANA	218	49	35	FRANCE	163 541	409	287
NIGERIA	6 403	1 913	1 311	BELGIUM LUX	131 376	1 246	878
ETHIOPIA	1 129	176	125	NETHERLANDS	5 212	866	605
KENYA	389	151	105	ITALY	6 436	162	113
TANZANIA	144	62	43	DENMARK	95 997	691	480
ZIMBABWE	830	325	224	SPAIN	6 442	422	304
SOUTH AFRICA	25 598	7 474	5 253	AUSTRIA	18 661	321	225
USA	262 434	72 116	50 550	EU	421 778	4 183	2 937
CANADA	19 812	4 932	3 474	SWITZERLAND	2 121	148	102
MEXICO	8 096	2 565	1 800	BRAZIL	171	88	63
GUATEMALA	2 164	659	453	KUWAIT	209	136	96
HONDURAS	1 270	422	294	MALAYSIA	176	54	37
EL SALVADOR	1 628	666	465	JAPAN	300	158	112
COSTA RICA	670	281	194				
CUBA	451	253	178	246 WOOD IN CHIPS, PARTICLES			
DOMINIC REP	185	84	57				
COLOMBIA	16 519	4 455	3 121	IMPORTS	5 265 780	37 329	26 113
VENEZUELA	5 229	1 741	1 207				
ECUADOR	904	288	201	FRANCE	916 298	5 368	3 761
PERU	1 111	495	347	BELGIUM LUX	455 065	1 606	1 121
BRAZIL	30 095	11 910	8 288	NETHERLANDS	1 433 523	11 169	7 804
CHILE	5 861	2 018	1 398	ITALY	238 466	777	551
PARAGUAY	148	50	35	DENMARK	276 182	2 588	1 808
URUGUAY	816	349	239	SWEDEN	94 265	1 118	766
ARGENTINA	14 751	4 110	2 854	AUSTRIA	766 883	5 335	3 759
CYPRUS	1 666	353	245	EU	4 182 257	27 981	19 583
LEBANON	1 442	289	201	SWITZERLAND	278 476	4 187	2 926
SYRIA	1 835	454	314	POLAND	181 300	1 102	771
IRAN	6 797	2 418	1 677	CZECH REPUBL	602 320	3 145	2 192
ISRAEL	17 878	3 891	2 714	HUNGARY	7 587	268	190
JORDAN	602	170	119	SOUTH AFRICA	3 008	112	79
SAUDI ARABIA	20 723	3 526	2 461	USA	1 674	74	50
KUWAIT	1 470	419	287	CANADA	638	56	39
BAHRAIN	529	85	60	MEXICO	385	51	37
ARAB EMIRAT	11 016	2 066	1 445	MALAYSIA	4 445	187	131
OMAN	4 024	406	285				
YEMEN	158	51	37	EXPORTS	18 393 553	172 481	120 868
PAKISTAN	14 842	3 781	2 636				
INDIA	61 259	13 715	9 538	FRANCE	7 906 309	76 687	53 895
BANGLADESH	891	277	191	BELGIUM LUX	1 481 580	11 598	8 120
SRI LANKA	3 643	798	563	NETHERLANDS	924 209	12 711	8 901
THAILAND	13 202	4 588	3 198	ITALY	903 604	4 763	3 326
VIETNAM	1 587	516	355	UNITD KINGDOM	10 754	482	337
INDONESIA	20 406	6 360	4 431	DENMARK	24 928	523	364
MALAYSIA	22 343	6 327	4 425	PORTUGAL	1 401	50	36
SINGAPORE	8 077	1 987	1 382	SPAIN	3 050	129	89
PHILIPPINES	12 565	3 344	2 339	SWEDEN	959 741	10 030	7 069
CHINA	15 148	4 880	3 413	FINLAND	19 638	191	135
SOUTH KOREA	24 656	7 840	5 464	AUSTRIA	3 168 394	31 611	22 022
JAPAN	38 324	14 465	10 097	EU	15 405 026	148 815	104 319
TAIWAN	62 056	13 155	9 192	ICELAND	6 484	62	41
HONG KONG	10 904	2 986	2 097	NORWAY	182 463	1 571	1 112
AUSTRALIA	8 517	2 174	1 510	LIECHTENST	5 913	48	34
NEW ZEALAND	798	147	102	SWITZERLAND	2 240 336	17 023	11 893
UNID COUNTR	579	74	53	POLAND	81 709	795	558
				CZECH REPUBL	162 945	1 361	953
				SLOVAKIA	17 972	145	103
				HUNGARY	28 977	245	168
				ROMANIA	4 978	45	30
				RUSSIA	16 686	150	105
				SLOVENIA	11 196	95	67
				CROATIA	4 894	43	31
				SOUTH AFRICA	2 924	43	32
				USA	26 114	216	151
				CANADA	10 879	108	77
				ISRAEL	7 776	93	65
				ARAB EMIRAT	4 263	71	51
				SINGAPORE	5 133	44	31
				JAPAN	36 949	327	230
				TAIWAN	3 203	47	34
				HONG KONG	4 271	68	45
				UNID COUNTR	64 496	536	373
244 CORK, NATURAL, RAW; WASTE				247 WOOD ROUGH, ROUGH SQUARED			
IMPORTS	37 688	5 751	4 027	IMPORTS	12 141 567	436 746	305 876
FRANCE	3 250	266	186	FRANCE	1 587 624	75 303	52 683
ITALY	114	92	67	BELGIUM LUX	2 534 407	53 765	37 729
PORTUGAL	32 321	5 056	3 538	NETHERLANDS	648 731	10 846	7 588
SPAIN	1 073	99	71	ITALY	16 262	688	490
EU	36 927	5 592	3 916	UNITD KINGDOM	46 761	2 819	1 974
MOROCCO	628	128	90	DENMARK	140 761	6 752	4 728
				PORTUGAL	229	51	37
EXPORTS	615	286	199	SPAIN	21 480	573	402
				SWEDEN	483 063	18 113	12 711
AUSTRIA	268	54	35	FINLAND	642 621	25 655	17 921
EU	431	136	91	AUSTRIA	232 520	8 586	6 015
				EU	6 354 819	203 188	142 304
				NORWAY	38 329	1 934	1 408
				SWITZERLAND	182 344	5 288	3 717
				ESTONIA	118 747	2 445	1 718
				LATVIA	59 559	638	456
				LITHUANIA	49 367	684	486
				POLAND	171 124	5 807	4 085
				CZECH REPUBL	3 209 616	59 311	41 617
				SLOVAKIA	12 029	363	248
				HUNGARY	18 824	747	521
				ROMANIA	1 280	50	36
				UKRAINE	2 442	84	59
245 FUEL WOOD, WOOD CHARCOAL							
IMPORTS	1 042 509	50 511	35 547				
FRANCE	97 374	4 601	3 250				
BELGIUM LUX	47 345	943	663				
NETHERLANDS	41 873	1 093	762				
UNITD KINGDOM	232	114	82				
SPAIN	30 429	1 526	1 075				
AUSTRIA	1 553	71	49				
EU	219 493	8 429	5 938				
SWITZERLAND	10 663	57	40				
POLAND	212 274	12 184	8 530				
CZECH REPUBL	111 917	1 230	864				
SLOVAKIA	35 697	2 329	1 653				
HUNGARY	12 774	905	641				
ROMANIA	66 053	3 452	2 438				
RUSSIA	2 729	144	95				
CROATIA	9 831	203	139				
NIGERIA	9 843	628	438				
SOUTH AFRICA	105 083	7 006	4 950				
NAMIBIA	10 427	775	548				
USA	10 823	781	561				
BRAZIL	3 246	155	110				
ARGENTINA	75 367	4 056	2 843				
SRI LANKA	693	59	41				
INDONESIA	123 244	6 563	4 615				
MALAYSIA	9 329	521	371				

6 IMPORTS AND EXPORTS (SPECIAL TRADE) BY GROUPS OF THE SITC-REV. III AND BY COUNTRIES OF PRODUCTION AND CONSUMPTION 1995

GROUP COUNTRY	DT = 100 KG	1 000 DM	1 000 \$	GROUP COUNTRY	DT = 100 KG	1 000 DM	1 000 \$
RUSSIA	137 866	1 551	1 100	CAMEROON	55 571	5 856	4 018
SLOVENIA	1 158	85	61	CENT AFR REP	480	97	66
CROATIA	11 437	679	479	EQUAT GUINEA	547	46	33
GUINEA	13 783	952	675	CONGO	9 397	1 161	815
IVORY COAST	22 423	1 364	959	ZAIRE	26 576	3 682	2 581
GHANA	79 156	2 987	2 059	BURUNDI	949	60	42
CAMEROON	554 199	36 855	25 787	TANZANIA	3 176	586	413
CENT AFR REP	1 830	215	154	MOZAMBIQUE	899	88	60
EQUAT GUINEA	106 481	4 966	3 490	MADAGASCAR	1 109	620	432
GABON	184 175	11 626	8 093	MAURITIUS	159	75	53
CONGO	168 810	13 054	9 166	SOUTH AFRICA	544	121	85
ZAIRE	122 447	9 201	6 374	USA	1 215 382	200 287	140 084
MOZAMBIQUE	10 305	897	650	CANADA	753 790	142 117	99 357
NAMIBIA	363	47	34	MEXICO	437	174	120
USA	441 207	57 918	40 514	GUATEMALA	577	267	187
CANADA	20 909	2 383	1 669	HONDURAS	3 716	438	305
MEXICO	341	93	65	ECUADOR	3 159	1 065	738
GUATEMALA	1 422	159	113	BRAZIL	75 485	8 204	5 726
GUYANA	5 727	341	234	CHILE	2 254	391	278
ARGENTINA	585	42	30	BOLIVIA	158	43	30
SRI LANKA	343	202	146	PARAGUAY	1 619	252	179
MYANMAR	17 671	5 048	3 504	ARGENTINA	1 447	152	109
INDONESIA	994	141	98	JORDAN	5 500	405	288
MALAYSIA	910	97	67	INDIA	538	70	48
JAPAN	13 127	4 937	3 486	MYANMAR	7 384	4 624	3 219
EXPORTS	37 978 896	505 474	354 185	THAILAND	5 229	1 590	1 123
FRANCE	2 117 038	22 552	15 840	VIETNAM	963	283	191
BELGIUM LUX	1 293 970	12 603	8 827	INDONESIA	89 006	20 108	14 003
NETHERLANDS	319 241	4 603	3 210	MALAYSIA	506 425	93 328	65 063
ITALY	5 859 647	97 048	68 146	SINGAPORE	33 522	7 222	5 060
UNTD KINGDOM	59 877	1 203	826	PHILIPPINES	250	49	35
DENMARK	2 784 507	29 057	20 204	CHINA	7 857	1 389	975
GREECE	42 110	842	598	JAPAN	226	46	33
SPAIN	4 693	376	262	TAIWAN	209	68	49
SWEDEN	7 640 723	75 129	52 731	HONG KONG	414	955	672
FINLAND	1 015 717	7 404	5 104	AUSTRALIA	216	133	92
AUSTRIA	11 750 136	180 450	126 455	PAPUA NEW G	1 093	105	73
EU	32 887 814	431 288	302 219	SOLOMON IS	1 140	51	36
CANARY IS	1 626	173	123	AM OCEANIA	268	52	37
NORWAY	1 714 201	12 318	8 567	EXPORTS	12 169 430	827 754	578 425
LIECHTENST	6 439	311	219	FRANCE	1 541 303	100 288	70 066
SWITZERLAND	1 109 894	15 376	10 789	BELGIUM LUX	1 063 476	60 962	42 622
TURKEY	126 060	4 441	3 138	NETHERLANDS	1 969 509	106 831	74 672
LATVIA	22 423	1 294	921	ITALY	2 470 116	113 370	79 185
POLAND	570 227	8 528	5 908	UNTD KINGDOM	612 806	48 291	33 581
CZECH REPUB	1 224 271	18 100	12 742	IRELAND	23 101	1 913	1 337
HUNGARY	10 261	374	262	DENMARK	421 106	29 898	20 926
SLOVENIA	66 436	993	685	GREECE	15 164	2 464	1 727
CROATIA	572	112	78	PORTUGAL	3 246	552	388
USA	835	214	151	SPAIN	573 523	33 161	23 153
ARGENTINA	605	56	40	SWEDEN	74 910	9 514	6 651
INDIA	1 404	86	61	FINLAND	94 817	13 679	9 570
INDONESIA	16 120	980	680	AUSTRIA	1 575 468	113 303	79 265
SINGAPORE	2 580	219	155	EU	10 438 545	634 226	443 143
CHINA	16 611	1 457	1 025	CANARY IS	463	42	30
SOUTH KOREA	2 991	178	123	ICELAND	3 297	743	526
JAPAN	133 593	4 454	3 130	NORWAY	45 103	5 885	4 090
TAIWAN	41 278	3 858	2 704	LIECHTENST	8 505	615	430
HONG KONG	2 340	175	124	SWITZERLAND	772 407	88 470	61 871
UNTD COUNTR	17 716	372	258	TURKEY	3 842	985	690
248 WOOD, SIMPLY WORKED				ESTONIA	2 001	464	325
IMPORTS	35 176 940	2 718 899	1 904 827	LATVIA	663	156	108
FRANCE	874 647	88 895	62 181	LITHUANIA	1 299	417	289
BELGIUM LUX	209 080	21 501	15 133	POLAND	106 832	15 503	10 776
NETHERLANDS	361 330	50 612	35 400	CZECH REPUB	126 634	13 782	9 647
ITALY	93 165	46 652	32 579	SLOVAKIA	7 146	1 160	802
UNTD KINGDOM	13 004	1 427	985	HUNGARY	37 269	5 245	3 643
IRELAND	685	149	106	ROMANIA	3 295	310	214
DENMARK	246 445	28 048	19 593	ALBANIA	1 187	236	165
GREECE	1 432	171	121	UKRAINE	1 916	285	197
PORTUGAL	9 788	3 191	2 216	BELARUS	209	91	65
SPAIN	21 506	5 656	3 951	RUSSIA	13 402	4 204	2 936
SWEDEN	6 295 809	528 892	371 313	AZERBAIJAN	121	105	73
FINLAND	4 844 760	412 263	288 785	KAZAKHSTAN	2 086	475	335
AUSTRIA	2 121 516	167 497	117 553	SLOVENIA	159 867	11 033	7 723
EU	15 093 167	1 354 954	949 916	CROATIA	7 738	1 236	870
NORWAY	1 286 840	108 923	76 179	MOROCCO	4 433	201	142
LIECHTENST	2 299	82	58	LIBYA	144 159	7 144	5 022
SWITZERLAND	82 543	8 855	6 206	EGYPT	2 429	155	112
TURKEY	3 079	699	491	NIGERIA	710	56	40
ESTONIA	150 604	6 863	4 810	SOMALIA	1 055	101	72
LATVIA	1 514 305	61 394	43 119	KENYA	30	68	49
LITHUANIA	2 453 671	78 356	55 000	SOUTH AFRICA	541	189	116
POLAND	4 372 073	195 103	136 852	NAMIBIA	360	78	56
CZECH REPUB	3 773 002	154 761	108 581	USA	7 045	1 846	1 290
SLOVAKIA	510 805	24 235	16 989	CANADA	2 320	348	243
HUNGARY	152 215	12 977	9 098	BRAZIL	403	78	54
ROMANIA	126 448	10 651	7 476	ARGENTINA	841	104	72
BULGARIA	17 816	1 026	718	LEBANON	912	193	134
UKRAINE	141 370	5 638	3 948	SYRIA	2 182	146	101
BELARUS	337 404	13 520	9 448	IRAN	27 044	4 467	3 174
MOLDOVA	3 592	182	130	ISRAEL	7 323	1 293	908
RUSSIA	1 388 884	79 496	55 673	JORDAN	1 104	72	50
SLOVENIA	52 973	9 064	6 351	ARAB EMIRAT	936	141	91
CROATIA	39 751	6 297	4 407	PAKISTAN	2 147	149	105
MACEDONIA	6 171	660	466	INDIA	963	135	95
LIBERIA	991	94	67	THAILAND	2 982	408	278
IVORY COAST	94 855	13 197	9 239	INDONESIA	4 526	614	427
GHANA	739 434	74 567	52 159	MALAYSIA	823	123	86
BENIN	679	146	102	SINGAPORE	1 655	315	220
NIGERIA	11 209	524	373	PHILIPPINES	3 938	559	388
				CHINA	1 374	162	113
				SOUTH KOREA	4 299	770	546
				JAPAN	175 485	18 925	13 220

6 IMPORTS AND EXPORTS (SPECIAL TRADE) BY GROUPS OF THE SITC-REV. III AND BY COUNTRIES OF PRODUCTION AND CONSUMPTION 1995

GROUP COUNTRY	DT = 100 KG	1 000 DM	1 000 \$	GROUP COUNTRY	DT = 100 KG	1 000 DM	1 000 \$
TAIWAN	8 714	908	635	ARGENTINA	6 004	1 325	924
HONG KONG	6 712	1 326	926	CYPRUS	279	91	63
MACAO	634	67	46	LEBANON	596	81	57
AUSTRALIA	1 062	247	171	SYRIA	5 572	223	156
UNID COUNTR	4 736	410	284	IRAN	3 979	1 285	891
251 PULP AND WASTE PAPER				ISRAEL	4 805	805	564
IMPORTS	51 523 115	5 140 269	3 594 644	PAKISTAN	627	106	75
FRANCE	1 969 530	155 178	108 669	INDIA	102 234	3 183	2 189
BELGIUM LUX	886 072	48 217	33 928	THAILAND	373 735	8 531	5 910
NETHERLANDS	6 351 475	254 374	178 483	INDONESIA	444 261	9 349	6 533
ITALY	28 447	1 504	1 054	MALAYSIA	6 502	167	117
UNTD KINGDOM	557 863	24 114	16 925	PHILIPPINES	16 820	978	692
IRELAND	1 218	139	96	CHINA	28 658	1 009	705
DENMARK	754 391	32 004	22 401	SOUTH KOREA	128 818	3 383	2 298
GREECE	3 802	120	84	JAPAN	82 532	14 549	10 241
PORTUGAL	2 151 700	248 882	174 291	TAIWAN	1 854 554	46 290	32 377
SWEDEN	7 854 848	909 748	635 781	HONG KONG	21 147	605	427
FINLAND	6 283 977	689 192	479 972	AUSTRALIA	5 242	1 246	870
AUSTRIA	1 045 145	91 453	64 189	NEW ZEALAND	290	58	39
EU	29 588 293	2 660 630	1 859 626	UNID COUNTR	33 141	654	455
NORWAY	1 165 986	132 293	92 431	261 SILK			
SWITZERLAND	588 791	31 571	22 071	IMPORTS	27 303	61 020	42 466
ESTONIA	5 940	177	122	FRANCE	42	61	42
LATVIA	1 775	56	40	ITALY	88	76	55
LITHUANIA	3 948	103	75	UNTD KINGDOM	334	603	424
POLAND	328 510	29 416	20 790	SPAIN	89	118	85
CZECH REPUB	498 594	46 841	32 753	EU	557	888	627
SLOVAKIA	108 759	11 894	8 271	SWITZERLAND	59	127	86
HUNGARY	27 581	2 177	1 489	RUSSIA	413	139	95
BULGARIA	108 527	10 708	7 452	BOTSWANA	155	154	109
UKRAINE	1 871	178	123	BRAZIL	359	1 723	1 205
BELARUS	1 398	115	81	INDIA	882	857	591
RUSSIA	668 289	71 343	50 008	CHINA	24 594	56 569	39 355
UZBEKISTAN	445	174	123	JAPAN	52	95	67
SLOVENIA	136 313	15 577	10 837	HONG KONG	202	449	317
MOROCCO	15 568	1 839	1 294	EXPORTS	11 869	42 022	29 176
TUNISIA	8 315	1 567	1 097	FRANCE	899	1 306	905
BRIT IND OC	157 019	19 177	13 352	BELGIUM LUX	60	83	58
USA	5 629 001	670 908	470 071	NETHERLANDS	257	213	148
MEXICO	10 228	1 861	1 304	ITALY	8 345	37 434	26 001
CAYMAN IS	4 000	519	364	UNTD KINGDOM	590	840	582
BRAZIL	1 433 589	172 298	120 701	GREECE	12	50	34
CHILE	1 002 275	117 349	82 228	SPAIN	72	70	50
ARGENTINA	82 951	9 137	6 396	AUSTRIA	433	487	341
ISRAEL	41 900	1 165	823	EU	10 682	40 502	28 132
THAILAND	5 396	617	441	SWITZERLAND	299	394	280
INDONESIA	9 883	1 126	793	TURKEY	23	47	31
PHILIPPINES	65 236	21 282	14 840	KAZAKHSTAN	27	50	35
CHINA	3 856	462	329	SLOVENIA	37	66	47
JAPAN	5 112	842	585	BRAZIL	125	88	58
TAIWAN	16 957	1 835	1 307	CHINA	239	203	137
WEST SAMOA	1 060	129	91	JAPAN	146	112	80
EXPORTS	35 552 263	1 227 402	856 550	HONG KONG	241	463	308
FRANCE	6 081 617	157 599	108 249	263 COTTON			
BELGIUM LUX	413 690	14 179	9 900	IMPORTS	2 774 813	562 982	392 995
NETHERLANDS	6 942 466	168 987	117 828	FRANCE	64 123	9 930	6 923
ITALY	5 248 568	197 224	137 826	BELGIUM LUX	49 470	7 276	5 100
UNTD KINGDOM	919 879	33 140	23 199	NETHERLANDS	20 893	2 433	1 715
IRELAND	475	185	132	ITALY	81 369	5 690	3 994
DENMARK	748 357	32 036	22 433	UNTD KINGDOM	21 636	8 682	6 061
GREECE	61 235	2 358	1 638	DENMARK	2 978	461	315
PORTUGAL	11 039	329	227	GREECE	228 530	55 078	38 487
SPAIN	689 785	22 350	15 464	SPAIN	1 741	448	305
SWEDEN	1 948 848	56 018	39 285	SWEDEN	653	92	66
FINLAND	50 788	2 552	1 741	FINLAND	498	80	55
AUSTRIA	4 206 249	150 588	105 524	AUSTRIA	23 396	3 478	2 431
EU	27 322 996	837 545	583 446	EU	495 500	93 654	65 456
NORWAY	52 789	3 538	2 510	SWITZERLAND	28 351	7 545	5 286
SWITZERLAND	1 778 154	125 512	88 004	MALTA	29	51	33
SAN MARINO	5 796	56	39	TURKEY	171 346	17 064	11 886
TURKEY	21 696	2 743	1 926	LATVIA	9 176	2 572	1 803
POLAND	893 878	36 654	25 610	POLAND	2 650	199	135
CZECH REPUB	203 216	19 323	13 551	CZECH REPUB	19 615	2 303	1 618
SLOVAKIA	521 034	21 122	14 821	SLOVAKIA	3 733	414	293
HUNGARY	773 197	28 330	19 987	HUNGARY	4 257	407	284
ROMANIA	30 917	4 213	2 949	ROMANIA	221	129	86
BULGARIA	3 761	563	393	BULGARIA	2 353	513	358
UKRAINE	1 096	178	124	UKRAINE	759	211	150
BELARUS	4 323	176	123	BELARUS	240	57	38
RUSSIA	10 811	1 401	975	RUSSIA	38 902	5 281	3 627
SLOVENIA	548 661	30 009	21 032	AZERBAIJAN	8 100	593	426
CROATIA	118 007	3 483	2 429	KAZAKHSTAN	981	244	175
MACEDONIA	354	49	34	TURKMENISTAN	224 873	61 331	43 035
MOROCCO	8 137	1 063	759	UZBEKISTAN	430 421	120 014	83 274
ALGERIA	1 500	369	261	TADJIKISTAN	77 101	22 257	15 608
EGYPT	19 504	2 235	1 573	KYRGHYZSTAN	472	137	99
KENYA	2 028	122	86	SLOVENIA	3 761	220	153
SOUTH AFRICA	2 751	616	430	MACEDONIA	1 385	55	39
USA	39 870	7 299	5 097	MOROCCO	688	108	77
CANADA	1 901	382	263	TUNISIA	1 704	378	268
MEXICO	4 083	818	567	EGYPT	39 678	12 027	8 304
GUATEMALA	118	66	46	SUDAN	42 996	9 578	6 704
COSTA RICA	254	85	57	MALI	19 178	4 983	3 481
COLOMBIA	3 543	696	489	BURKINA FASO	2 156	622	440
VENEZUELA	6 132	1 489	1 042	CHAD	126 382	34 848	24 578
ECUADOR	2 671	235	166	SENEGAL	1 025	278	188
PERU	2 488	468	322	GUINEA	5 012	1 218	866
BRAZIL	28 308	1 239	871	IVORY COAST	14 274	4 490	3 199
CHILE	2 809	545	382				
PARAGUAY	5 829	407	284				
URUGUAY	177	55	39				

6 IMPORTS AND EXPORTS (SPECIAL TRADE) BY GROUPS OF THE SITC-REV. III AND BY COUNTRIES OF PRODUCTION AND CONSUMPTION 1995

GROUP COUNTRY	DT = 100 KG	1 000 DM	1 000 \$	GROUP COUNTRY	DT = 100 KG	1 000 DM	1 000 \$
TOGO	1 800	482	342	265 VEGETABLE TEXTILE FIBRES			
BENIN	2 436	790	563	IMPORTS	195 519	22 150	15 413
CAMEROON	4 498	1 171	805	FRANCE	7 600	2 275	1 574
CENT AFR REP	7 892	2 060	1 443	BELGIUM LUX	15 065	4 234	2 931
ERITREA	3 653	235	164	NETHERLANDS	5 295	629	434
UGANDA	1 307	421	295	ITALY	439	275	191
TANZANIA	1 316	385	273	PORTUGAL	793	170	119
ZIMBABWE	39 644	11 151	7 674	AUSTRIA	630	163	113
SOUTH AFRICA	15 569	1 283	902	EU	29 964	7 790	5 392
SWAZILAND	664	73	51	SWITZERLAND	482	1 127	786
USA	282 945	30 320	21 104	LITHUANIA	748	113	78
MEXICO	56 080	7 786	5 383	POLAND	268	149	105
GUATEMALA	2 444	186	132	CZECH REPUBL	286	58	42
EL SALVADOR	299	53	38	UKRAINE	2 942	346	234
PANAMA	902	268	175	SLOVENIA	2 267	758	534
COLOMBIA	8 437	838	584	MOROCCO	690	42	30
PERU	2 144	754	524	EGYPT	360	122	86
BRAZIL	91 503	8 465	5 864	KENYA	9 455	1 373	956
CHILE	608	76	54	TANZANIA	7 242	643	447
PARAGUAY	19 017	3 990	2 785	MADAGASCAR	4 631	569	392
ARGENTINA	168 560	46 434	32 585	INDIA	6 221	472	325
SYRIA	58 645	5 505	3 863	SRI LANKA	123 070	7 602	5 330
IRAN	70 496	3 980	2 765	THAILAND	2 661	209	142
ISRAEL	22 933	6 037	4 199	INDONESIA	372	104	74
ARAB EMIRAT	166	44	31	MALAYSIA	1 579	79	56
AFGHANISTAN	4 719	1 199	851	PHILIPPINES	403	60	41
PAKISTAN	16 912	3 445	2 407	CHINA	620	361	246
INDIA	51 513	9 632	6 687	EXPORTS	26 528	6 291	4 372
THAILAND	8 509	1 175	827	FRANCE	3 048	981	687
INDONESIA	10 180	2 123	1 476	BELGIUM LUX	1 501	415	290
MALAYSIA	6 073	1 412	988	NETHERLANDS	3 088	606	423
SINGAPORE	196	44	31	ITALY	1 464	468	323
CHINA	1 312	239	170	UNT D KINGDOM	621	177	123
NORTH KOREA	260	59	42	DENMARK	783	285	199
SOUTH KOREA	6 989	1 518	1 062	GREECE	1 199	127	90
JAPAN	13 003	1 970	1 368	SPAIN	551	111	80
HONG KONG	3 062	594	417	SWEDEN	160	97	65
AUSTRALIA	9 463	2 833	1 987	AUSTRIA	2 824	689	480
EXPORTS	591 992	138 475	96 542	EU	15 240	3 958	2 762
FRANCE	114 549	25 940	18 119	SWITZERLAND	649	630	428
BELGIUM LUX	21 948	4 282	2 955	POLAND	1 538	504	348
NETHERLANDS	51 707	11 757	8 187	CZECH REPUBL	2 469	341	238
ITALY	107 473	21 338	14 885	SLOVENIA	5 718	590	412
UNT D KINGDOM	54 905	9 287	6 482	USA	395	70	48
DENMARK	3 312	564	392	266 SYNTHETIC FIBRES			
GREECE	601	377	265	IMPORTS	1 712 269	585 680	408 742
SPAIN	41 364	8 059	5 638	FRANCE	74 314	27 652	19 307
SWEDEN	43 692	8 186	5 694	BELGIUM LUX	111 377	37 655	26 311
FINLAND	1 817	199	136	NETHERLANDS	100 749	37 062	25 767
AUSTRIA	50 281	15 394	10 678	ITALY	319 065	104 065	72 533
EU	491 649	105 383	73 431	UNT D KINGDOM	73 894	23 785	16 599
SWITZERLAND	23 427	6 090	4 260	IRELAND	171 166	53 984	37 866
TURKEY	6 230	3 385	2 370	DENMARK	143 902	43 891	30 689
POLAND	5 668	1 882	1 312	GREECE	1 531	369	250
CZECH REPUBL	23 629	7 647	5 356	PORTUGAL	727	228	160
SLOVAKIA	186	99	69	SPAIN	29 179	21 865	15 339
HUNGARY	1 856	653	453	SWEDEN	1 815	628	439
ROMANIA	1 389	406	285	FINLAND	3 681	810	562
BELARUS	311	98	66	AUSTRIA	81 741	33 011	23 112
RUSSIA	323	110	78	EU	1 113 141	385 005	268 934
SLOVENIA	1 258	370	264	CANARY IS	400	298	211
CROATIA	602	210	143	SWITZERLAND	83 262	34 317	23 927
MOROCCO	769	225	152	TURKEY	6 142	1 998	1 413
TUNISIA	87	97	64	LATVIA	289	70	50
CHAD	220	79	57	POLAND	32 310	9 068	6 308
IVORY COAST	220	84	59	CZECH REPUBL	7 797	2 173	1 518
MADAGASCAR	1 395	541	392	SLOVAKIA	16 949	3 790	2 645
USA	725	415	288	HUNGARY	6 777	1 380	957
VENEZUELA	1 768	255	185	ROMANIA	8 096	1 950	1 350
ISRAEL	359	92	64	BULGARIA	5 574	1 454	1 024
JORDAN	90	49	32	BELARUS	232 249	56 698	39 375
BAHRAIN	91	88	61	RUSSIA	4 461	1 129	775
PAKISTAN	1 575	496	331	UZBEKISTAN	407	99	70
INDIA	5 206	2 227	1 528	SLOVENIA	82	43	30
BANGLADESH	1 285	435	299	CROATIA	1 143	312	226
MYANMAR	6 010	2 188	1 554	MACEDONIA	23 799	6 990	4 821
THAILAND	4 029	1 528	1 056	SOUTH AFRICA	254	88	62
VIETNAM	688	191	135	USA	40 687	21 781	15 238
INDONESIA	257	144	102	CANADA	193	59	38
MALAYSIA	250	89	64	MEXICO	1 030	294	207
SINGAPORE	250	85	59	INDIA	3 933	1 262	878
SOUTH KOREA	2 798	1 060	744	THAILAND	2 889	663	457
JAPAN	4 729	1 353	942	INDONESIA	117	66	47
HONG KONG	1 962	235	161	MALAYSIA	221	57	40
264 JUTE, OTH. TEXTL. BAST FIBR				CHINA	2 499	1 085	763
IMPORTS	47 327	2 818	1 964	SOUTH KOREA	38 713	9 578	6 688
FRANCE	161	46	33	JAPAN	51 803	39 363	27 475
BELGIUM LUX	10 718	518	365	TAIWAN	16 711	4 488	3 130
NETHERLANDS	2 271	187	127	EXPORTS	3 275 719	1 159 368	810 266
EU	13 994	820	570	FRANCE	269 460	117 026	81 861
INDIA	2 077	487	338	BELGIUM LUX	186 834	77 722	54 280
BANGLADESH	30 702	1 444	1 009	NETHERLANDS	141 236	48 623	33 967
EXPORTS	16 604	1 464	1 016	ITALY	672 875	227 943	159 108
FRANCE	4 578	367	258	UNT D KINGDOM	241 214	84 629	59 181
BELGIUM LUX	2 836	249	169	IRELAND	48 685	18 749	13 097
NETHERLANDS	8 153	766	533	DENMARK	10 790	4 231	2 952
EU	16 573	1 445	1 004	GREECE	24 890	8 516	5 946

6 IMPORTS AND EXPORTS (SPECIAL TRADE) BY GROUPS OF THE SITC-REV. III AND BY COUNTRIES OF PRODUCTION AND CONSUMPTION 1995

GROUP COUNTRY	DT = 100 KG	1 000 DM	1 000 \$	GROUP COUNTRY	DT = 100 KG	1 000 DM	1 000 \$
PORTUGAL	27 630	10 528	7 350	BRAZIL	308	60	43
SPAIN	245 627	98 868	69 039	ARGENTINA	823	116	81
SWEDEN	31 482	12 692	8 895	ISRAEL	1 716	210	149
FINLAND	44 705	15 121	10 603	INDIA	842	176	120
AUSTRIA	58 472	31 378	22 017	THAILAND	1 015	85	61
EU	2 003 900	756 026	528 296	INDONESIA	2 014	204	144
ICELAND	75	54	37	SOUTH KOREA	1 200	235	161
NORWAY	8 492	3 457	2 416	JAPAN	6 322	3 420	2 384
SWITZERLAND	25 378	13 091	9 125	TAIWAN	506	123	85
TURKEY	102 290	28 603	19 939	EXPORTS	1 624 546	591 712	413 996
ESTONIA	980	235	165	FRANCE	110 267	41 012	28 740
LATVIA	365	218	153	BELGIUM LUX	215 611	93 314	65 416
LITHUANIA	2 471	903	631	NETHERLANDS	99 852	17 561	12 303
POLAND	18 753	6 575	4 564	ITALY	328 579	79 109	55 215
CZECH REPUB	26 538	10 297	7 201	UNTD KINGDOM	90 594	34 632	24 199
SLOVAKIA	2 031	692	484	IRELAND	73 738	7 098	4 959
HUNGARY	12 934	4 345	3 029	DENMARK	10 721	711	494
ROMANIA	219	75	53	GREECE	16 875	6 918	4 834
BULGARIA	1 007	305	217	PORTUGAL	9 706	3 293	2 324
UKRAINE	322	105	73	SPAIN	35 951	14 105	9 816
BELARUS	466	168	112	SWEDEN	1 061	424	297
RUSSIA	785	256	180	FINLAND	34 505	10 662	7 490
SLOVENIA	16 991	5 837	4 069	AUSTRIA	20 159	10 277	7 179
CROATIA	3 551	1 234	859	EU	1 047 619	319 116	223 266
SERB MONTNEG	192	53	37	CANARY IS	7 068	3 976	2 771
MACEDONIA	2 145	668	469	NORWAY	3 902	1 276	896
MOROCCO	43 639	15 505	10 862	SWITZERLAND	59 661	30 247	21 026
ALGERIA	10 549	3 507	2 478	ANDORRA	2 769	1 522	1 064
TUNISIA	5 752	1 289	896	TURKEY	62 954	32 322	22 550
EGYPT	35 795	15 940	11 265	ESTONIA	2 087	708	494
GHANA	999	299	195	LATVIA	194	82	57
NIGERIA	656	185	126	LITHUANIA	509	214	149
KENYA	6 851	2 395	1 676	POLAND	47 179	22 668	15 870
MADAGASCAR	766	406	289	CZECH REPUB	34 147	15 947	11 160
MAURITIUS	840	282	199	SLOVAKIA	8 230	4 341	3 047
ZAMBIA	459	128	89	HUNGARY	20 213	10 331	7 228
SOUTH AFRICA	40 517	14 112	9 895	ROMANIA	6 125	2 635	1 859
USA	193 265	63 236	44 138	BULGARIA	31 837	18 276	12 846
CANADA	4 863	1 998	1 400	UKRAINE	835	408	286
MEXICO	866	625	437	RUSSIA	2 919	1 573	1 117
COLOMBIA	7 219	2 187	1 535	KAZAKHSTAN	1 121	605	428
ECUADOR	8 626	2 314	1 625	SLOVENIA	20 755	8 150	5 691
PERU	1 190	416	290	CROATIA	13 095	6 518	4 538
BRAZIL	1 569	754	524	BOS HERZEGOV	892	509	359
CHILE	11 740	3 943	2 767	MACEDONIA	4 351	2 405	1 688
BOLIVIA	994	233	165	MOROCCO	12 191	3 914	2 733
URUGUAY	434	136	97	ALGERIA	1 634	878	621
ARGENTINA	1 924	795	559	TUNISIA	4 597	2 186	1 509
CYPRUS	856	325	226	EGYPT	16 368	8 934	6 261
LEBANON	1 493	481	337	ZAIRE	1 869	1 150	803
SYRIA	1 548	430	301	BURUNDI	644	411	290
IRAN	198 246	44 375	30 792	ANGOLA	93	65	47
ISRAEL	18 057	5 926	4 123	KENYA	1 144	822	577
JORDAN	8 521	2 470	1 745	MOZAMBIQUE	278	157	109
ARAB EMIRAT	3 515	1 774	1 229	ZIMBABWE	1 416	878	615
PAKISTAN	15 808	4 836	3 419	SOUTH AFRICA	21 674	9 393	6 539
INDIA	10 366	3 067	2 141	USA	30 109	10 168	7 105
BANGLADESH	344	290	201	CANADA	14 749	4 094	2 857
THAILAND	1 632	454	315	ECUADOR	114	65	46
INDONESIA	87 662	24 985	17 528	PERU	246	79	56
SINGAPORE	916	266	188	BRAZIL	4 650	1 455	1 038
PHILIPPINES	965	321	227	CHILE	627	193	138
CHINA	289 975	74 635	52 333	URUGUAY	1 405	459	324
NORTH KOREA	155	54	37	ARGENTINA	331	206	148
SOUTH KOREA	7 637	3 203	2 234	LEBANON	219	77	54
JAPAN	8 864	5 612	3 943	SYRIA	2 573	1 687	1 168
TAIWAN	42 748	12 527	8 769	IRAN	17 023	7 641	5 354
HONG KONG	12 998	3 879	2 684	ISRAEL	29 714	15 072	10 611
AUSTRALIA	10 635	4 295	3 006	JORDAN	5 343	3 092	2 182
NEW ZEALAND	3 023	1 158	807	ARAB EMIRAT	132	50	35
267 OTHER MAN-MADE FIBRES				YEMEN	1 690	979	694
IMPORTS	755 640	205 668	143 822	PAKISTAN	6 991	2 986	2 105
FRANCE	51 138	8 893	6 224	INDIA	10 050	3 319	2 323
BELGIUM LUX	134 551	37 958	26 583	BANGLADESH	366	210	149
NETHERLANDS	79 366	10 256	7 161	THAILAND	272	134	92
ITALY	10 685	2 196	1 535	VIETNAM	3 183	1 747	1 206
UNTD KINGDOM	73 782	31 499	22 069	INDONESIA	807	421	297
DENMARK	2 753	691	481	SINGAPORE	175	74	51
GREECE	1 369	194	133	PHILIPPINES	1 880	960	645
SPAIN	3 732	1 039	734	CHINA	19 820	8 589	6 054
SWEDEN	48 232	12 547	8 773	SOUTH KOREA	2 377	820	571
FINLAND	61 890	18 444	12 852	JAPAN	3 486	2 132	1 494
AUSTRIA	92 797	34 764	24 256	TAIWAN	5 368	2 374	1 673
EU	560 306	158 484	110 803	HONG KONG	9 546	4 958	3 494
SWITZERLAND	21 968	2 727	1 907	AUSTRALIA	8 983	3 537	2 525
MALTA	364	59	41	NEW ZEALAND	819	1 020	707
TURKEY	8 606	920	656	UNID COUNTR	587	223	156
LATVIA	10 846	1 849	1 297	268 WOOL, OTHER ANIMAL HAIR			
LITHUANIA	102	62	43	IMPORTS	1 173 755	973 199	678 765
POLAND	20 413	4 045	2 821	FRANCE	132 393	144 360	100 799
CZECH REPUB	32 323	9 654	6 781	BELGIUM LUX	9 825	6 107	4 269
SLOVAKIA	3 914	375	262	NETHERLANDS	2 660	1 715	1 201
HUNGARY	1 830	123	87	ITALY	16 995	16 337	11 402
ROMANIA	2 424	215	149	UNTD KINGDOM	30 155	27 657	19 277
UKRAINE	1 747	184	130	IRELAND	16 758	10 000	7 013
BELARUS	14 588	1 532	1 066	DENMARK	1 064	430	299
RUSSIA	4 937	533	367	GREECE	678	276	195
EGYPT	1 091	125	87	PORTUGAL	2 058	1 083	768
CHAD	999	242	175	SPAIN	4 999	3 402	2 380
SOUTH AFRICA	4 359	246	172	FINLAND	65	84	60
USA	45 584	18 931	13 235	AUSTRIA	3 226	2 349	1 635
MEXICO	4 046	487	343				
VENEZUELA	71	202	143				

6 IMPORTS AND EXPORTS (SPECIAL TRADE) BY GROUPS OF THE SITC-REV. III AND BY COUNTRIES OF PRODUCTION AND CONSUMPTION 1995

GROUP COUNTRY	DT = 100 KG	1 000 DM	1 000 \$	GROUP COUNTRY	DT = 100 KG	1 000 DM	1 000 \$
EU	220 876	213 800	149 298	TURKEY	12 989	810	561
ICELAND	369	116	83	LITHUANIA	69	47	34
SWITZERLAND	4 035	20 249	13 985	POLAND	45 382	1 988	1 389
TURKEY	1 415	1 051	740	CZECH REPUBL	41 623	2 347	1 637
LATVIA	768	335	235	HUNGARY	7 651	379	257
LITHUANIA	1 927	1 084	742	UKRAINE	778	157	110
POLAND	7 752	5 030	3 520	RUSSIA	250	73	53
CZECH REPUBL	11 456	6 529	4 572	EGYPT	275	77	52
HUNGARY	1 020	266	188	USA	33 256	11 717	8 196
ROMANIA	815	318	222	BRAZIL	143	77	53
BULGARIA	4 269	1 385	972	PAKISTAN	1 531	463	326
UKRAINE	1 820	704	499	INDIA	3 330	1 311	919
BELARUS	846	255	176	THAILAND	6 790	685	483
RUSSIA	55 969	13 171	9 154	INDONESIA	1 394	306	216
KYRGHYZSTAN	1 386	528	382	CHINA	475	103	72
SLOVENIA	2 558	947	670	JAPAN	241	74	51
SOUTH AFRICA	62 733	56 856	39 779	HONG KONG	882	51	34
USA	5 416	3 957	2 814	EXPORTS	2 740 578	281 332	197 091
PERU	6 093	5 396	3 772	FRANCE	185 975	15 583	10 867
BRAZIL	31 018	21 346	14 967	BELGIUM LUX	284 528	20 383	14 289
CHILE	1 882	2 167	1 531	NETHERLANDS	683 256	47 372	33 269
PARAGUAY	1 676	1 496	1 042	ITALY	449 006	38 609	27 026
URUGUAY	67 175	42 833	29 942	UNITD KINGDOM	19 325	5 066	3 518
ARGENTINA	65 292	45 093	31 877	DENMARK	13 309	1 102	765
IRAQ	13	48	34	GREECE	1 432	900	638
IRAN	756	1 697	1 123	PORTUGAL	1 482	513	357
AFGHANISTAN	74	775	532	SPAIN	30 634	3 904	2 709
PAKISTAN	3 081	725	504	SWEDEN	861	108	75
INDONESIA	80	47	34	FINLAND	2 835	481	339
SINGAPORE	17	85	59	AUSTRIA	37 653	1 776	1 244
MONGOLIA	506	133	91	EU	1 710 412	135 848	95 123
CHINA	20 431	40 030	27 856	CEUTA MEL	22 339	3 605	2 549
SOUTH KOREA	69	186	124	NORWAY	516	79	55
JAPAN	1 337	371	260	SWITZERLAND	9 584	1 025	717
HONG KONG	12	205	145	TURKEY	885	131	133
AUSTRALIA	512 070	440 848	308 865	ESTONIA	2 306	201	142
NEW ZEALAND	76 160	42 922	29 829	LATVIA	6 103	963	675
EXPORTS	536 302	535 654	372 759	LITHUANIA	39 095	3 666	2 567
FRANCE	28 572	21 015	14 578	POLAND	260 157	23 525	16 479
BELGIUM LUX	21 614	7 000	4 890	CZECH REPUBL	104 786	10 889	7 632
NETHERLANDS	3 026	2 120	1 475	SLOVAKIA	12 098	1 306	910
ITALY	158 594	173 168	120 179	HUNGARY	32 812	3 810	2 666
UNITD KINGDOM	34 894	37 137	25 838	ROMANIA	49 861	5 465	3 829
IRELAND	5 421	5 090	3 551	BULGARIA	3 030	372	260
DENMARK	2 895	1 581	1 101	UKRAINE	8 957	797	559
GREECE	4 728	5 024	3 515	BELARUS	8 408	846	598
PORTUGAL	37 333	44 396	31 006	RUSSIA	7 723	1 891	1 325
SPAIN	10 148	10 316	7 212	KAZAKHSTAN	288	59	40
SWEDEN	1 609	1 282	883	SLOVENIA	1 419	129	91
FINLAND	616	388	268	CROATIA	577	90	63
AUSTRIA	21 360	17 037	11 913	MOROCCO	293	66	46
EU	330 810	325 554	226 409	TUNISIA	8 009	1 011	715
NORWAY	736	449	307	EGYPT	2 730	1 063	747
SWITZERLAND	30 955	39 246	27 287	BURKINA FASO	926	213	151
TURKEY	16 148	16 662	11 674	SENEGAL	4 379	1 199	845
ESTONIA	74	50	35	GAMBIA	1 639	358	251
LATVIA	416	333	231	GUINEA	12 886	2 555	1 791
LITHUANIA	3 027	3 031	2 121	SIERRA LEONE	3 397	691	479
POLAND	44 322	45 325	31 543	LIBERIA	1 811	393	276
CZECH REPUBL	40 244	23 231	16 288	GHANA	17 101	3 236	2 269
SLOVAKIA	1 451	2 299	1 614	TOGO	23 827	5 000	3 509
HUNGARY	2 211	911	640	BENIN	33 006	6 623	4 655
ROMANIA	78	167	119	NIGERIA	10 757	2 531	1 767
BULGARIA	843	855	594	CAMEROON	26 844	10 123	7 077
RUSSIA	138	102	72	CENT AFR REP	143	50	36
SLOVENIA	8 425	8 397	5 882	GABON	704	232	164
CROATIA	4 338	5 629	3 889	CONGO	2 214	1 435	995
MACEDONIA	857	894	616	ZAIRE	4 659	1 083	761
MOROCCO	990	773	543	RWANDA	200	100	72
EGYPT	3 361	4 543	3 195	BURUNDI	2 320	383	271
MAURITIUS	159	150	104	ANGOLA	1 999	331	230
SOUTH AFRICA	107	79	54	DJIBOUTI	3 139	351	247
USA	9 535	8 671	6 008	KENYA	2 392	658	458
CANADA	1 015	1 246	876	UGANDA	8 024	3 242	2 270
VENEZUELA	973	1 104	774	TANZANIA	1 639	212	148
BRAZIL	272	299	211	MADAGASCAR	413	256	178
LEBANON	682	628	432	COMOROS	182	62	44
IRAN	1 598	2 029	1 388	ZAMBIA	154	47	33
ISRAEL	3 646	5 006	3 471	MALAWI	1 000	200	143
ARAB EMIRAT	1 079	1 136	783	SOUTH AFRICA	7 109	1 005	706
INDIA	2 092	3 000	2 094	USA	15 992	3 878	2 717
INDONESIA	595	662	464	CANADA	380	221	155
CHINA	12 384	18 471	12 807	BRAZIL	890	213	151
SOUTH KOREA	8 563	9 877	6 849	CHILE	44 621	11 013	7 736
JAPAN	1 825	2 151	1 496	PARAGUAY	1 103	399	281
TAIWAN	1 007	1 040	711	CYPRUS	1 403	203	140
HONG KONG	1 157	1 513	1 076	LEBANON	15 058	3 605	2 512
269 WORN CLOTHING, TEXTL. ARTL				SYRIA	453	276	192
IMPORTS	320 296	36 587	25 553	IRAQ	206	45	33
FRANCE	11 465	1 847	1 270	JORDAN	20 648	4 912	3 437
BELGIUM LUX	6 854	409	289	SAUDI ARABIA	7 568	1 475	1 033
NETHERLANDS	64 579	6 707	4 683	ARAB EMIRAT	18	53	35
ITALY	22 463	1 674	1 173	YEMEN	2 040	308	214
UNITD KINGDOM	1 948	216	150	AFGHANISTAN	1 804	157	110
IRELAND	61	113	73	PAKISTAN	91 653	7 431	5 211
DENMARK	14 727	537	376	INDIA	41 617	3 294	2 315
GREECE	3 606	539	377	VIETNAM	732	65	45
SWEDEN	274	67	46	SINGAPORE	829	86	60
AUSTRIA	12 639	627	438	PHILIPPINES	760	132	135
EU	138 850	12 759	8 891	MONGOLIA	355	102	70
SWITZERLAND	21 382	2 957	2 080	JAPAN	689	416	294
				HONG KONG	13 956	1 984	1 398
				AUSTRALIA	236	77	53
				AM OCEANIA	66	72	51

6 IMPORTS AND EXPORTS (SPECIAL TRADE) BY GROUPS OF THE SITC-REV. III AND BY COUNTRIES OF PRODUCTION AND CONSUMPTION 1995

GROUP COUNTRY	DT = 100 KG	1 000 DM	1 000 \$	GROUP COUNTRY	DT = 100 KG	1 000 DM	1 000 \$
UNID COUNTR	8 753	897	626	CHINA	39 695	1 425	988
272 FERTILIZERS, CRUDE				JAPAN	130	53	43
IMPORTS	3 642 368	31 039	21 697	TAIWAN	1 588	332	235
FRANCE	88 626	804	561	AUSTRALIA	12 247	482	341
BELGIUM LUX	170 277	2 447	1 711	EXPORTS	217 442 408	477 060	334 575
NETHERLANDS	497 973	4 309	3 035	FRANCE	8 802 352	21 149	14 819
ITALY	25 747	491	339	BELGIUM LUX	26 046 252	60 012	42 057
SPAIN	1 440	139	99	NETHERLANDS	153 616 676	256 308	179 792
AUSTRIA	7 618	162	113	ITALY	830 235	9 367	6 581
EU	792 275	8 429	5 910	UNTD KINGDOM	2 183 880	4 343	3 062
POLAND	3 303	152	107	IRELAND	185 294	421	298
CZECH REPUBL	6 058	261	180	DENMARK	383 512	5 628	3 943
RUSSIA	603 783	4 839	3 339	GREECE	4 952	295	204
MOROCCO	79 262	390	274	PORTUGAL	15 076	898	625
ALGERIA	254 478	1 335	941	SPAIN	16 049	453	316
SOUTH AFRICA	2 356	137	96	SWEDEN	135 866	2 121	1 476
NAMIBIA	720	53	37	FINLAND	19 386	758	529
USA	728 703	5 084	3 554	AUSTRIA	3 489 074	18 656	13 131
CHILE	12 205	600	420	EU	195 728 604	380 409	266 833
ISRAEL	1 155 729	9 656	6 768	ICELAND	1 992	61	45
EXPORTS	1 581 579	28 013	19 654	NORWAY	574 125	1 578	1 107
FRANCE	125 206	2 722	1 899	SWITZERLAND	19 019 587	56 123	39 421
BELGIUM LUX	633 714	5 204	3 652	TURKEY	18 264	170	117
NETHERLANDS	323 577	6 254	4 407	ESTONIA	2 141	89	59
ITALY	108 767	1 467	1 031	LATVIA	3 796	32	63
UNTD KINGDOM	202 428	2 111	1 478	LITHUANIA	25 697	120	83
DENMARK	16 765	551	387	POLAND	304 111	5 250	3 673
SPAIN	2 301	139	97	CZECH REPUBL	419 592	4 863	3 404
SWEDEN	16 689	877	611	SLOVAKIA	31 633	621	434
FINLAND	1 617	148	107	HUNGARY	303 137	4 657	3 246
AUSTRIA	18 727	1 334	942	ROMANIA	34 482	686	480
EU	1 450 810	20 902	14 873	BULGARIA	1 956	54	38
NORWAY	1 868	139	98	UKRAINE	5 691	81	58
SWITZERLAND	34 275	2 024	1 428	RUSSIA	27 494	1 041	727
TURKEY	239	43	30	SLOVENIA	130 640	1 663	1 153
POLAND	2 016	64	46	CROATIA	37 944	601	420
CZECH REPUBL	1 414	58	41	MACEDONIA	662	68	46
HUNGARY	1 987	117	80	LIBYA	7 530	244	167
MOROCCO	1 065	64	46	EGYPT	24 286	448	308
GHANA	1 260	82	60	IVORY COAST	6 504	135	97
SOUTH AFRICA	1 621	101	70	NIGERIA	21 749	94	69
USA	11 887	672	465	RWANDA	148	283	198
BRAZIL	600	46	33	KENYA	3 677	87	61
SAUDI ARABIA	2 007	128	91	SOUTH AFRICA	66 878	1 849	1 281
OMAN	600	66	47	USA	12 338	852	594
MALAYSIA	1 134	68	47	CUBA	3 710	173	124
SINGAPORE	1 445	106	74	COLOMBIA	1 869	71	51
CHINA	2 160	109	77	BRAZIL	1 460	56	39
SOUTH KOREA	33 480	1 451	1 015	CHILE	1 556	47	32
JAPAN	970	58	41	URUGUAY	8 588	215	150
TAIWAN	24 288	1 327	929	ARGENTINA	22 593	84	61
AUSTRALIA	1 091	57	40	SYRIA	1 366	47	32
NEW ZEALAND	195	51	34	IRAN	53 320	163	110
273 STONE, SAND AND GRAVEL				ISRAEL	67 170	1 727	1 209
IMPORTS	268 672 689	761 771	533 430	JORDAN	3 173	91	65
FRANCE	65 199 094	109 504	76 727	SAUDI ARABIA	26 576	592	413
BELGIUM LUX	4 796 963	23 209	16 241	ARAB EMIRAT	4 491	114	79
NETHERLANDS	10 272 912	26 683	18 713	YEMEN	1 322	44	32
ITALY	2 268 546	46 607	32 657	PAKISTAN	2 491	110	78
UNTD KINGDOM	15 425 813	21 929	15 250	INDIA	2 734	75	52
IRELAND	537 750	732	514	BANGLADESH	5 365	165	117
DENMARK	11 116 496	23 042	16 205	SRI LANKA	10 445	277	193
GREECE	21 581	1 178	829	THAILAND	40 913	1 180	825
PORTUGAL	66 320	3 717	2 614	VIETNAM	2 100	53	36
SPAIN	208 051	5 032	3 510	INDONESIA	39 056	841	587
SWEDEN	2 441 271	8 191	5 713	MALAYSIA	51 549	1 606	1 125
FINLAND	382 642	6 572	4 596	SINGAPORE	19 438	412	282
AUSTRIA	13 703 331	74 506	52 081	PHILIPPINES	24 921	492	339
EU	126 440 770	350 902	245 650	CHINA	5 851	347	245
ICELAND	16 725	159	107	SOUTH KOREA	8 922	1 583	1 112
NORWAY	53 521 531	180 969	126 887	JAPAN	13 390	589	412
SWITZERLAND	296 329	6 091	4 287	TAIWAN	2 661	61	45
TURKEY	36 295	1 907	1 327	HONG KONG	14 272	340	238
LITHUANIA	185 221	324	220	AUSTRALIA	13 546	2 141	1 511
POLAND	67 766 924	118 032	82 654	NEW ZEALAND	7 595	68	48
CZECH REPUBL	18 075 036	31 401	21 917	UNID COUNTR	81 544	405	285
SLOVAKIA	34 389	419	289	274 SULPHUR, UNRSTD. IRON PYRS			
HUNGARY	6 641	237	163	IMPORTS	1 987 000	16 344	11 428
ROMANIA	2 223	190	129	FRANCE	18 729	303	212
BULGARIA	12 958	208	146	BELGIUM LUX	26 350	199	139
UKRAINE	5 822	237	168	NETHERLANDS	53 325	453	314
RUSSIA	1 054 293	1 600	1 120	ITALY	39 717	2 192	1 489
SLOVENIA	9 273	274	193	UNTD KINGDOM	264	93	64
CROATIA	2 630	55	37	DENMARK	45 477	47	32
MACEDONIA	1 221	60	42	SPAIN	5 073	224	158
NIGERIA	1 724	80	57	FINLAND	1 464 074	9 124	6 411
ZIMBABWE	3 793	172	118	EU	1 653 382	12 669	8 843
SOUTH AFRICA	227 616	7 465	5 215	NORWAY	25 120	100	71
NAMIBIA	1 367	62	43	SWITZERLAND	11 641	49	36
USA	67 774	21 838	15 292	POLAND	11 253	203	143
CANADA	8 426	598	423	UKRAINE	97 108	1 001	711
BRAZIL	160 565	7 758	5 430	RUSSIA	184 648	1 974	1 378
IRAN	14 357	576	394	USA	2 692	82	58
ISRAEL	188	103	72	INDIA	798	204	143
INDIA	655 473	27 273	19 131	CHINA	328	54	38
INDONESIA	585	46	33	EXPORTS	8 000 111	87 792	61 353
MALAYSIA	1 778	92	64	FRANCE	577 574	6 779	4 732
PHILIPPINES	2 774	115	80	BELGIUM LUX	1 987 003	19 914	13 983
				NETHERLANDS	927 453	10 504	7 298

6 IMPORTS AND EXPORTS (SPECIAL TRADE) BY GROUPS OF THE SITC-REV. III AND BY COUNTRIES OF PRODUCTION AND CONSUMPTION 1995

GROUP COUNTRY	DT = 100 KG	1 000 DM	1 000 \$	GROUP COUNTRY	DT = 100 KG	1 000 DM	1 000 \$
ITALY	66 790	1 046	730	USA	122	7 439	5 181
UNITED KINGDOM	1 105 912	11 757	8 212	CANADA	70	317	222
IRELAND	980	72	49	BRAZIL	89	1 742	1 223
DENMARK	434 249	4 372	3 044	SYRIA		348	246
SPAIN	358	83	56	IRAN	4	1 229	858
SWEDEN	3 557	272	190	ISRAEL	391	149	106
FINLAND	620	66	47	JORDAN		92	65
AUSTRIA	413 422	5 475	3 810	ARAB EMIRAT	433	61	43
EU	5 517 982	60 356	42 163	INDIA	50	5 612	3 913
NORWAY	1 974	71	52	THAILAND	157	291	204
SWITZERLAND	330 367	4 392	3 079	INDONESIA		95	66
TURKEY	2 461	448	308	SOUTH KOREA	162	5 350	3 701
POLAND	12 731	167	114	JAPAN	84	2 699	1 869
SLOVAKIA	2 600	846	595	TAIWAN	5	4 354	3 022
SLOVENIA	29 013	286	201	HONG KONG		93	64
MOROCCO	740	62	41				
TUNISIA	626 907	3 739	2 616	278 OTHER CRUDE MINERALS			
LIBYA	350	125	85	IMPORTS	80 619 563	1 184 205	828 586
EGYPT	2 548	127	87	FRANCE	7 650 014	93 306	65 304
NIGERIA	1 831	104	70	BELGIUM LUX	5 498 269	66 337	46 538
KENYA	2 250	233	162	NETHERLANDS	18 654 551	171 570	120 417
SOUTH AFRICA	3 515	961	673	ITALY	1 142 406	35 059	24 465
USA	180 620	938	651	UNITED KINGDOM	4 319 919	69 300	48 624
GUATEMALA	1 200	52	37	IRELAND	186 576	13 108	9 205
BRAZIL	1 236 395	9 835	6 911	DENMARK	1 319 632	13 578	9 492
IRAN	260	68	46	GREECE	1 372 487	20 262	14 053
ISRAEL	5 383	262	182	PORTUGAL	8 069	320	227
INDIA	5 760	1 133	779	SPAIN	2 818 734	48 345	33 637
SRI LANKA	580	53	37	SWEDEN	89 540	1 846	1 295
MYANMAR	4 000	189	131	FINLAND	815 104	30 218	21 105
THAILAND	5 033	1 250	874	AUSTRIA	1 830 233	51 598	36 921
INDONESIA	4 629	970	679	EU	45 705 534	614 847	430 283
MALAYSIA	7 325	452	312	ICELAND	7 847	503	352
HONG KONG	4 174	209	147	NORWAY	8 727 729	48 784	34 191
				SWITZERLAND	1 327 310	5 857	4 096
277 NATURAL ABRASIVES, NES				TURKEY	981 436	30 417	21 090
IMPORTS	5 314 890	188 658	132 499	ESTONIA	9 440	48	33
FRANCE	114	909	636	LATVIA	2 398 082	5 226	3 687
BELGIUM LUX	235	6 412	4 509	LITHUANIA	735 947	1 853	1 319
NETHERLANDS	2 071	1 581	1 110	POLAND	4 037 994	15 531	10 885
ITALY	625 411	4 695	3 291	CZECH REPUBL	3 273 571	35 842	24 959
UNITED KINGDOM	738	4 017	2 805	SLOVAKIA	790 635	21 232	14 849
IRELAND	74	77 081	54 258	HUNGARY	138 070	3 017	2 116
DENMARK	750	166	117	ROMANIA	5 948	242	170
GREECE	1 542 189	6 904	4 781	BULGARIA	279 753	4 434	3 110
SPAIN	3 600	184	127	UKRAINE	25 295	893	627
FINLAND		102	72	RUSSIA	90 546	1 327	924
AUSTRIA	3 617	132	89	SLOVENIA	44 671	642	423
EU	2 178 800	102 189	71 800	MACEDONIA	63 620	1 281	864
CANARY IS	44 297	356	247	MOROCCO	257 075	2 260	1 584
ICELAND	2 686 639	17 115	12 055	EGYPT	81	53	36
SWITZERLAND	22	3 452	2 401	KENYA	216 252	3 661	2 594
TURKEY	297 985	2 194	1 561	MADAGASCAR	41 524	4 928	3 450
POLAND	366	49	35	ZIMBABWE	81 680	4 336	3 035
CZECH REPUBL	1 042	68	48	SOUTH AFRICA	1 863 931	68 321	47 721
HUNGARY	34 926	3 525	2 456	NAMIBIA	148 507	2 536	1 805
ROMANIA		255	175	USA	3 060 839	109 699	76 799
UKRAINE	2	202	142	CANADA	90 598	14 154	9 904
RUSSIA	660	844	592	MEXICO	197 103	5 414	3 787
SLOVENIA	2 766	268	187	TRINIDAD TOB	98 000	3 033	2 124
LIBERIA		334	236	BRAZIL	819 383	22 641	15 855
GHANA		423	296	CHILE	26 904	476	396
ZAIRE		1 428	953	ARGENTINA	3 138	538	380
TANZANIA		121	79	CYPRUS	21 562	432	306
SOUTH AFRICA	1 511	1 673	1 178	ISRAEL	54 220	2 853	2 008
USA	36 843	50 249	35 316	JORDAN	2 836	239	170
CANADA	866	214	148	INDIA	273 040	7 193	5 028
BRAZIL	4 353	165	110	SRI LANKA	2 465	494	342
ISRAEL	29	493	344	THAILAND	146 886	6 285	4 430
INDIA	4 101	190	133	MALAYSIA	549	47	34
CHINA	4 997	337	238	CHINA	3 783 217	93 822	65 824
SOUTH KOREA	1 074	706	501	NORTH KOREA	481 927	12 118	8 418
JAPAN	383	153	107	SOUTH KOREA	2 582	125	89
HONG KONG		310	215	JAPAN	18 176	6 331	4 452
AUSTRALIA	13 002	1 290	906	TAIWAN	234	129	91
EXPORTS	2 005 646	159 234	111 915	HONG KONG	547	71	53
FRANCE	60 293	8 603	5 893	AUSTRALIA	278 435	19 802	13 788
BELGIUM LUX	174 538	31 732	22 457	NEW ZEALAND	372	51	34
NETHERLANDS	1 637 971	6 676	4 687	EXPORTS	96 771 116	874 117	612 361
ITALY	181	24 649	17 499	FRANCE	19 014 906	138 184	97 036
UNITED KINGDOM	94	3 681	2 610	BELGIUM LUX	16 187 569	81 472	57 169
IRELAND	70	8 081	5 692	NETHERLANDS	15 624 388	85 409	59 874
DENMARK	6 767	849	595	ITALY	16 577 142	149 261	104 774
GREECE	6	6 726	4 676	UNITED KINGDOM	943 137	20 078	14 069
PORTUGAL	826	4 114	2 933	IRELAND	326 472	3 629	2 548
SPAIN	208	5 399	3 837	DENMARK	1 926 841	19 966	13 991
SWEDEN	291	1 514	1 074	GREECE	97 299	1 742	1 207
FINLAND	2	380	271	PORTUGAL	50 133	4 513	3 162
AUSTRIA	3 266	9 717	6 872	SPAIN	686 608	19 767	13 872
EU	1 884 513	112 121	79 096	SWEDEN	5 451 621	46 260	32 316
NORWAY	119	106	75	FINLAND	2 811 012	26 737	18 691
LIECHTENST	18	716	504	AUSTRIA	2 615 559	59 099	41 417
SWITZERLAND	97 122	9 498	6 656	EU	82 312 687	656 117	460 126
TURKEY	166	2 602	1 810	CANARY IS	5 069	166	116
POLAND	8 105	864	609	ICELAND	32 036	426	299
CZECH REPUBL	3 632	185	127	NORWAY	1 280 948	12 703	8 887
HUNGARY	142	181	130	SWITZERLAND	3 262 509	31 602	22 163
UKRAINE	1 602	1 055	703	MALTA	56 254	459	312
RUSSIA	1 793	80	52	TURKEY	185 292	4 602	3 220
SLOVENIA	197	62	64	LATVIA	11 662	97	65
TUNISIA	10	82	44	LITHUANIA	4 354	51	36
SOUTH AFRICA	106	1 536	1 076	POLAND	964 967	16 648	11 638

6 IMPORTS AND EXPORTS (SPECIAL TRADE) BY GROUPS OF THE SITC-REV. III AND BY COUNTRIES OF PRODUCTION AND CONSUMPTION 1995

GROUP COUNTRY	DT = 100 KG	1 000 DM	1 000 \$	GROUP COUNTRY	DT = 100 KG	1 000 DM	1 000 \$
CZECH REPUBL	3 170 976	24 321	16 860	EXPORTS	813 975	2 381	1 661
SLOVAKIA	93 904	1 705	1 194	FRANCE	15 231	74	50
HUNGARY	236 823	7 606	5 307	BELGIUM LUX	508 313	904	630
ROMANIA	103 439	4 122	2 873	NETHERLANDS	8 731	146	103
BULGARIA	14 031	567	396	UNITD KINGDOM	41 271	283	202
UKRAINE	31 584	558	390	SWEDEN	1 340	63	43
BELARUS	6 854	178	124	AUSTRIA	38 221	107	73
RUSSIA	35 376	1 380	970	EU	613 618	1 605	1 121
UZBEKISTAN	1 112	55	37	SWITZERLAND	192 355	669	466
SLOVENIA	218 528	5 097	3 569	282 FERROUS WASTE AND SCRAP			
CROATIA	86 263	1 955	1 357	IMPORTS	12 535 110	519 804	363 228
SERB MONTNEG	7 998	306	217	FRANCE	1 717 446	37 710	26 425
MACEDONIA	10 786	446	314	BELGIUM LUX	491 219	12 900	8 998
MOROCCO	25 392	620	434	NETHERLANDS	2 104 889	66 697	46 620
ALGERIA	11 609	376	263	ITALY	93 294	9 317	6 551
TUNISIA	12 578	293	199	UNITD KINGDOM	239 478	7 296	5 103
LIBYA	182 603	3 341	2 336	IRELAND	31 367	653	468
EGYPT	13 325	1 153	803	DENMARK	2 444 265	53 301	37 240
SIERRA LEONE	10 776	268	184	GREECE	6 819	884	611
LIBERIA	33 608	924	641	SPAIN	21 319	3 133	2 199
IVORY COAST	41 184	868	608	SWEDEN	69 963	12 149	8 262
GHANA	1 771	130	89	FINLAND	14 423	3 183	2 234
NIGERIA	11 275	154	105	AUSTRIA	232 281	14 537	10 098
CAMEROON	39 785	654	450	EU	7 466 958	221 787	154 828
GABON	23 964	618	428	NORWAY	178 965	8 707	6 009
CONGO	36 547	1 274	901	SWITZERLAND	803 309	26 668	18 633
ANGOLA	807	48	33	GIBRALTAR	751	60	44
ETHIOPIA	1 449	88	61	TURKEY	19 320	3 181	2 219
KENYA	3 365	92	64	ESTONIA	531 762	26 121	18 270
REUNION	25 284	642	449	LATVIA	171 698	6 783	4 721
ZIMBABWE	1 363	96	66	LITHUANIA	443 448	28 077	19 672
SOUTH AFRICA	66 789	2 973	2 077	POLAND	858 484	31 489	22 093
USA	443 966	7 792	5 409	CZECH REPUBL	599 721	22 342	15 855
CANADA	14 547	472	324	SLOVAKIA	20 103	2 320	1 616
MEXICO	31 611	881	615	HUNGARY	46 098	6 116	4 253
GUATEMALA	9 325	75	49	ROMANIA	2 477	483	336
HONDURAS	14 458	448	304	BULGARIA	48 256	5 746	4 020
EL SALVADOR	1 601	55	37	ALBANIA	57 719	1 177	826
COSTA RICA	2 537	187	133	UKRAINE	60 161	7 390	5 175
DOMINIC REP	3 989	83	57	BELARUS	29 927	3 101	2 155
GUADELOUPE	9 779	284	199	MOLDOVA	9 052	974	680
MARTINIQUE	20 390	685	478	RUSSIA	1 041 815	99 278	69 466
NETH ANTILL	6 495	152	102	GEORGIA	757	114	79
COLOMBIA	18 394	402	278	AZERBAIJAN	948	103	72
VENEZUELA	18 509	1 472	1 033	KAZAKHSTAN	3 317	413	288
SURINAME	778	46	33	KYRGYZSTAN	266	151	106
FRENCH GUIAN	5 633	144	102	SLOVENIA	569	77	54
ECUADOR	48 250	1 052	719	CROATIA	5 562	619	428
PERU	6 063	492	348	MACEDONIA	2 070	277	193
BRAZIL	16 701	741	516	MOROCCO	1 032	108	74
CHILE	19 843	415	288	EGYPT	9 092	1 216	856
URUGUAY	64 216	169	117	SOUTH AFRICA	31 264	4 238	2 961
ARGENTINA	54 536	2 134	1 498	USA	33 232	2 830	1 983
CYPRUS	7 347	230	159	CANADA	1 865	438	306
LEBANON	8 406	723	507	COLOMBIA	1 232	179	118
SYRIA	7 997	189	128	VENEZUELA	2 906	401	264
IRAN	85 732	2 023	1 435	BRAZIL	4 338	570	401
ISRAEL	80 594	1 970	1 375	ARGENTINA	376	73	49
JORDAN	23 606	378	262	CYPRUS	1 979	274	191
SAUDI ARABIA	91 591	2 600	1 816	SYRIA	390	76	55
ARAB EMIRAT	24 188	504	351	IRAN	2 422	222	154
PAKISTAN	27 504	783	548	ISRAEL	17 261	2 272	1 586
INDIA	35 053	666	461	BAHRAIN	401	58	40
BANGLADESH	26 295	166	114	ARAB EMIRAT	382	54	38
SRI LANKA	38 528	1 001	702	INDONESIA	3 475	499	357
THAILAND	67 846	2 152	1 506	JAPAN	1 383	79	55
VIETNAM	2 773	356	252	TAIWAN	10 402	1 641	1 138
INDONESIA	630 018	12 003	8 444	HONG KONG	4 458	717	497
MALAYSIA	1 210 865	16 159	11 274	AUSTRALIA	1 556	160	113
SINGAPORE	59 178	1 427	995	EXPORTS	81 480 708	1 916 533	1 339 514
PHILIPPINES	87 415	1 269	885	FRANCE	8 416 646	128 913	90 082
CHINA	84 360	5 380	3 760	BELGIUM LUX	13 354 985	404 319	282 089
SOUTH KOREA	47 828	2 268	1 586	NETHERLANDS	15 224 123	299 524	209 749
JAPAN	88 548	4 160	2 898	ITALY	22 629 119	502 896	351 902
TAIWAN	60 220	5 550	3 871	UNITD KINGDOM	1 347 239	76 801	53 539
HONG KONG	56 849	2 014	1 416	IRELAND	171 431	3 764	2 624
AUSTRALIA	99 342	2 256	1 572	DENMARK	685 552	12 451	8 662
PAPUA NEW G	25 010	653	451	GREECE	23 465	3 190	2 184
NEW ZEALAND	44 940	752	524	PORTUGAL	506	133	86
NEW CALEDON	1 723	65	45	SPAIN	430 160	19 411	13 585
FIJI	29 115	812	568	SWEDEN	537 514	48 013	33 372
FR POLYNESIA	1 076	53	37	AUSTRIA	1 248 132	35 687	24 939
UNITD COUNTR	179 651	932	656	EU	62 068 872	1 535 102	1 072 813
281 IRON ORE, CONCENTRATES				NORWAY	1 703 647	30 367	21 022
IMPORTS	433 162 302	2 014 196	1 410 015	SWITZERLAND	476 846	11 698	8 216
BELGIUM LUX	17 074	137	95	TURKEY	10 334 236	192 471	135 240
UNITD KINGDOM	5 917	150	105	POLAND	14 069	337	238
SWEDEN	50 744 492	226 192	158 397	CZECH REPUBL	251 837	3 058	2 133
EU	50 769 988	226 513	158 621	SLOVAKIA	7 453	121	85
NORWAY	14 516 890	79 437	55 727	RUSSIA	640	64	44
RUSSIA	5 179 117	30 661	21 427	SLOVENIA	264 301	10 413	7 334
MOROCCO	9 373	84	60	EGYPT	1 655	68	48
TUNISIA	10 292	293	207	NIGERIA	7 089	178	121
MAURITANIA	8 026 452	33 378	23 422	SOUTH AFRICA	616	174	125
SOUTH AFRICA	4 801 192	16 286	11 476	USA	757	600	408
CANADA	64 187 383	316 945	222 063	CANADA	393	331	220
BRAZIL	227 543 708	1 058 694	740 674	CHILE	2 636	280	198
CHILE	4 524 665	29 120	20 455	SYRIA	762	43	30
CHINA	7 117	71	47	INDIA	469 738	9 823	6 622
AUSTRALIA	53 585 340	222 682	155 815				

6 IMPORTS AND EXPORTS (SPECIAL TRADE) BY GROUPS OF THE SITC-REV. III AND BY COUNTRIES OF PRODUCTION AND CONSUMPTION 1995

GROUP COUNTRY	DT = 100 KG	1 000 DM	1 000 \$	GROUP COUNTRY	DT = 100 KG	1 000 DM	1 000 \$
THAILAND	377 617	10 575	7 477	SLOVENIA	5 974	781	549
INDONESIA	2 058 085	37 908	26 308	BOS HERZEGOV	1 004	125	89
MALAYSIA	480 721	8 679	6 144	MACEDONIA	980	82	57
CHINA	12 496	357	254	MOROCCO	800	45	32
SOUTH KOREA	2 564 015	55 498	38 509	EGYPT	896	71	50
JAPAN	367	247	175	SOUTH AFRICA	22 816	3 288	2 299
TAIWAN	390 689	7 759	5 487	USA	117 326	23 763	16 638
HONG KONG	2 391	147	103	CANADA	5 345	2 993	2 072
UNID COUNTR	3 635	56	38	MEXICO	2 695	237	167
283 COPPER ORES,CONCENTRATES				COLOMBIA	1 274	171	120
IMPORTS	6 728 699	776 541	543 934	VENEZUELA	5 242	320	224
FRANCE	87 561	9 623	6 644	BRAZIL	8 182	1 602	1 121
PORTUGAL	1 559 971	103 280	71 691	ARGENTINA	1 540	199	137
SWEDEN	1 519	567	378	IRAN	7 496	550	383
EU	1 649 061	113 476	78 717	ISRAEL	2 924	575	401
BULGARIA	247 237	26 130	18 290	SAUDI ARABIA	810	71	49
MOROCCO	20 814	3 559	2 529	ARAB EMIRAT	3 047	260	185
ZAIRE	200	56	39	PAKISTAN	1 046	106	75
ZIMBABWE	3 183	359	243	INDIA	12 271	1 495	1 036
SOUTH AFRICA	5 125	3 329	2 291	THAILAND	2 993	416	290
USA	599	276	193	INDONESIA	2 167	149	104
CUBA	94 372	6 179	4 352	MALAYSIA	78	607	426
CHILE	2 646 125	327 138	228 153	SINGAPORE	1 512	742	526
INDONESIA	445 662	65 642	46 204	PHILIPPINES	397	104	75
AUSTRALIA	159 010	23 603	16 427	CHINA	213	83	57
PAPUA NEW G	1 457 050	206 753	146 467	SOUTH KOREA	12 472	1 219	853
EXPORTS	229 871	20 898	14 727	JAPAN	6 658	5 956	4 154
NETHERLANDS	9 175	778	546	TAIWAN	4 262	453	317
SWEDEN	220 192	20 028	14 118	HONG KONG	257	164	114
EU	229 483	20 845	14 691	AUSTRALIA	2 698	626	436
284 NICKEL ORES,CONCTR,MATTE				286 URANIUM,THORIUM ORES,ETC			
IMPORTS	51 581	53 069	36 747	EXPORTS	1	1	
EU	14	33	24	287 ORE,CONCENTR.BASE METALS			
NORWAY	433	296	211	IMPORTS	13 567 218	612 756	428 499
RUSSIA	246	259	184	FRANCE	20 197	1 784	1 249
CANADA	50 675	52 421	36 285	BELGIUM LUX	43 643	32 792	22 974
EXPORTS	72	21	13	NETHERLANDS	49 029	25 661	17 852
EU	52	9	4	ITALY	10 004	367	251
285 ALUMINIUM ORE,CONCTR.ETC				UNTD KINGDOM	37 919	20 889	14 637
IMPORTS	25 317 763	311 285	217 023	IRELAND	473 092	18 634	12 997
FRANCE	207 729	16 380	11 475	SPAIN	16 579	224	159
BELGIUM LUX	49 286	969	683	SWEDEN	454 699	19 740	13 594
NETHERLANDS	243 351	21 516	14 991	FINLAND	120	91	65
ITALY	679 726	17 831	12 480	EU	1 115 123	120 243	83 821
UNTD KINGDOM	40 437	3 258	2 284	NORWAY	2 384 701	22 274	15 549
IRELAND	845 365	24 174	16 704	TURKEY	353 041	6 882	4 777
DENMARK	180	50	35	CZECH REPUBL	18 000	556	397
GREECE	112 222	874	599	SLOVAKIA	6 053	206	145
SPAIN	275 035	6 856	4 901	ROMANIA	210 612	6 002	4 135
AUSTRIA	57 363	4 163	2 914	RUSSIA	12 593	6 053	4 196
EU	2 510 694	96 071	67 066	ARMENIA	8 550	3 679	2 557
SWITZERLAND	297	379	266	KAZAKHSTAN	2 634	119	83
CZECH REPUBL	77	114	79	SLOVENIA	227	68	47
SLOVAKIA	71 345	3 042	2 135	MOROCCO	45 935	2 919	2 070
HUNGARY	15 164	828	589	TUNISIA	28 008	970	696
GUINEA	7 459 551	35 399	24 658	NIGERIA	7 994	3 006	2 111
SIERRA LEONE	399 500	1 561	1 019	ZAIRE	606	876	608
SOUTH AFRICA	606	90	65	RWANDA	124	134	96
USA	87 048	18 234	12 824	BURUNDI	187	77	55
CANADA	696	94	65	UGANDA	339	132	91
JAMAICA	2 233 645	55 358	38 989	ZIMBABWE	89	225	153
GUYANA	6 739 590	42 992	29 838	SOUTH AFRICA	1 541 166	36 340	25 413
SURINAME	354 116	11 209	7 856	USA	956 648	104 915	73 138
BRAZIL	36 959	827	580	CANADA	3 590 032	135 838	95 209
CHINA	1 611 239	20 530	14 284	MEXICO	346 796	14 698	10 308
JAPAN	2 538	1 073	760	CUBA	22 365	520	367
AUSTRALIA	3 793 913	23 413	15 903	PERU	731 089	30 353	21 494
EXPORTS	2 187 123	189 666	132 279	BRAZIL	38 025	388	269
FRANCE	173 778	15 450	10 788	CHILE	138 859	31 239	21 897
BELGIUM LUX	46 134	7 591	5 288	BOLIVIA	67 602	2 989	2 115
NETHERLANDS	505 635	19 803	13 631	INDIA	146 768	2 086	1 487
ITALY	436 268	42 289	29 443	SRI LANKA	291 891	3 868	2 735
UNTD KINGDOM	158 523	14 083	9 880	MALAYSIA	1 209	416	293
IRELAND	564	483	336	PHILIPPINES	2 000	55	39
DENMARK	22 952	1 040	727	MONGOLIA	380	154	107
GREECE	466	86	61	CHINA	5 744	1 177	820
PORTUGAL	4 701	521	364	AUSTRALIA	1 489 966	73 158	51 124
SPAIN	153 466	12 901	9 015	EXPORTS	564 598	37 058	25 960
SWEDEN	14 536	1 619	1 133	FRANCE	19 729	1 350	949
FINLAND	2 058	598	419	BELGIUM LUX	1 517	118	84
AUSTRIA	201 925	9 518	6 638	NETHERLANDS	11 095	1 332	933
EU	1 720 906	125 982	87 723	ITALY	5 322	2 084	1 452
NORWAY	4 372	600	420	UNTD KINGDOM	403	41	31
SWITZERLAND	93 792	5 100	3 595	IRELAND	700	79	57
TURKEY	27 256	2 489	1 738	GREECE	1 674	172	120
POLAND	40 178	2 979	2 085	PORTUGAL	1 247	103	74
CZECH REPUBL	12 239	1 400	981	SPAIN	1 613	125	89
SLOVAKIA	9 908	1 614	1 133	SWEDEN	432 410	26 564	18 611
HUNGARY	34 455	1 280	895	FINLAND	698	130	91
ROMANIA	3 196	524	368	AUSTRIA	4 327	316	219
BULGARIA	2 728	126	87	EU	481 071	32 429	22 719
				SWITZERLAND	475	43	30
				POLAND	10 094	389	268
				CZECH REPUBL	47 669	2 017	1 406
				SLOVAKIA	1 350	59	41
				HUNGARY	3 734	242	168
				ROMANIA	11 773	488	343
				USA	631	505	361

6 IMPORTS AND EXPORTS (SPECIAL TRADE) BY GROUPS OF THE SITC-REV. III AND BY COUNTRIES OF PRODUCTION AND CONSUMPTION 1995

GROUP COUNTRY	DT = 100 KG	1 000 DM	1 000 \$	GROUP COUNTRY	DT = 100 KG	1 000 DM	1 000 \$
BRAZIL	124	158	111	AUSTRALIA	4 902	1 441	1 003
PAKISTAN	695	90	63	EXPORTS	9 401 275	1 692 762	1 179 423
VIETNAM	210	104	75	FRANCE	1 006 863	131 485	91 594
SINGAPORE	1 580	208	148	BELGIUM LUX	1 678 155	310 998	216 566
UNIO COUNTR	2 125	69	48	NETHERLANDS	1 491 846	262 461	183 286
288 NON-FERROUS WASTE, SCRAP				ITALY	1 994 540	379 923	264 909
IMPORTS	11 008 117	2 259 623	1 578 612	UNTD KINGDOM	446 879	49 011	34 151
FRANCE	679 561	159 967	111 397	IRELAND	4 086	506	353
BELGIUM LUX	522 512	97 913	68 310	DENMARK	250 675	65 098	44 880
NETHERLANDS	1 423 797	301 095	210 131	GREECE	111	51	35
ITALY	520 126	119 353	83 613	SPAIN	216 162	13 300	9 282
UNTD KINGDOM	581 277	154 329	107 801	SWEDEN	103 467	34 943	24 178
IRELAND	21 171	6 255	4 358	AUSTRIA	803 789	182 475	126 734
DENMARK	324 702	78 880	54 982	EU	7 996 856	1 430 297	996 000
GREECE	43 641	9 487	6 645	NORWAY	322 007	60 914	42 681
PORTUGAL	6 528	953	669	LIECHTENST	412	140	100
SPAIN	142 498	46 259	32 479	SWITZERLAND	135 623	37 099	26 012
SWEDEN	158 407	29 341	20 561	TURKEY	11 343	3 376	2 322
FINLAND	65 447	20 629	14 400	POLAND	2 528	363	251
AUSTRIA	345 861	51 439	35 992	CZECH REPUBL	67 723	15 095	10 512
EU	4 835 528	1 075 900	751 338	SLOVAKIA	1 131	230	162
ICELAND	8 003	754	529	HUNGARY	3 498	1 300	918
NORWAY	133 991	31 051	21 660	RUSSIA	482	477	331
SWITZERLAND	520 373	119 219	83 247	KAZAKHSTAN	6 315	445	316
MALTA	707	218	152	SLOVENIA	5 266	2 529	1 761
TURKEY	4 594	3 815	2 581	USA	31 607	12 199	8 514
ESTONIA	36 009	14 029	9 810	CANADA	6 273	767	537
LATVIA	191 212	50 923	35 532	BRAZIL	3 420	1 272	854
LITHUANIA	288 795	74 551	52 420	ISRAEL	3 045	150	106
POLAND	155 658	19 340	13 529	ARAB EMIRAT	14 379	3 321	2 288
CZECH REPUBL	351 886	77 741	54 378	PAKISTAN	4 241	379	268
SLOVAKIA	35 399	8 322	5 815	INDIA	54 837	9 674	6 767
HUNGARY	186 208	41 467	29 083	SRI LANKA	3 795	505	359
ROMANIA	52 996	4 828	3 353	INDONESIA	8 452	1 056	743
BULGARIA	6 923	2 125	1 473	CHINA	186 231	21 495	15 037
ALBANIA	1 870	467	328	NORTH KOREA	525	188	131
UKRAINE	148 908	23 705	16 598	SOUTH KOREA	57 349	19 698	13 707
BELARUS	33 563	11 545	8 108	JAPAN	19 726	5 741	3 946
MDLDOVA	153 070	31 166	21 837	TAIWAN	229 355	34 212	23 812
RUSSIA	1 404 683	388 584	271 531	HONG KONG	223 714	29 626	20 838
GEORGIA	5 971	2 028	1 433	289 PREC.METAL DRES,CONCTRTS			
ARMENIA	904	359	241	IMPORTS	56 826	840 673	587 483
AZERBAIJAN	2 009	12 190	8 702	FRANCE	1 035	22 567	15 806
KAZAKHSTAN	5 896	3 312	2 303	BELGIUM LUX	1 053	34 719	24 655
UZBEKISTAN	15 954	5 176	3 532	NETHERLANDS	2 172	10 354	7 253
TADJIKISTAN	6 736	755	516	ITALY	893	15 578	11 039
KYRGHYZSTAN	23 160	6 715	4 698	UNTD KINGDOM	166	4 925	3 466
SLOVENIA	18 927	2 399	1 678	IRELAND	20	634	443
CROATIA	10 277	11 474	8 105	DENMARK	447	4 671	3 286
MACEDONIA	1 581	393	269	GREECE	10	806	560
MOROCCO	16 007	4 186	2 928	PORTUGAL	48	1 040	734
ALGERIA	551	164	109	SPAIN	259	6 131	4 271
TUNISIA	5 567	1 686	1 155	SWEDEN	25 720	23 647	16 400
EGYPT	22 683	3 149	2 211	FINLAND	24	1 510	1 058
SENEGAL	903	289	202	AUSTRIA	6 429	8 478	5 993
LIBERIA	413	138	96	EU	38 276	135 060	94 964
IVORY COAST	1 115	294	204	ICELAND		121	86
GHANA	19 083	5 879	4 103	NORWAY	421	6 748	4 724
TOGO	144	42	31	SWITZERLAND	1 622	15 721	10 921
NIGERIA	6 105	1 679	1 174	MALTA	15	273	194
CAMEROON	347	61	41	TURKEY		388	277
CONGO	1 638	458	322	ESTONIA	192	2 315	1 635
ZAIRE	5 130	945	658	LATVIA	61	1 067	751
RWANDA	10 600	1 918	1 331	LITHUANIA	1 007	7 939	5 557
ANGOLA	6 386	1 288	874	POLAND	134	548	388
KENYA	2 910	780	544	CZECH REPUBL	59	3 363	2 366
TANZANIA	334	108	74	SLOVAKIA	23	58	40
MAURITIUS	208	66	47	HUNGARY	13	1 486	1 035
ZAMBIA	1 275	718	508	BULGARIA	181	3 760	2 657
SOUTH AFRICA	82 261	22 080	15 348	UKRAINE	10	11 254	7 987
USA	124 277	39 091	27 354	BELARUS	250	8 898	6 223
CANADA	1 868 570	86 860	60 673	RUSSIA	1 728	6 751	4 664
MEXICO	1 296	533	373	KAZAKHSTAN	4	51	37
GUATEMALA	1 592	703	486	SLOVENIA	58	1 078	765
COSTA RICA	2 682	993	671	CROATIA	18	3 224	2 289
CUBA	722	98	68	MOROCCO	10	239	166
JAMAICA	190	46	33	EGYPT	6	10 465	7 429
COLOMBIA	492	90	62	MAURITIUS		329	233
VENEZUELA	744	141	97	ZIMBABWE	4	2 405	1 685
SURINAME	290	85	60	SOUTH AFRICA	172	95 598	67 172
BRAZIL	937	3 470	2 444	USA	8 289	174 120	121 340
CHILE	945	2 344	1 613	CANADA	181	3 523	2 486
ARGENTINA	228	73	51	MEXICO	11	2 639	1 884
CYPRUS	1 417	438	310	PERU	23	71	49
LEBANON	13 777	3 245	2 287	CHILE	2 746	187 456	130 515
IRAN	49 950	3 775	2 612	BOLIVIA	140	53 944	37 391
ISRAEL	36 695	9 903	6 949	IRAN		953	668
JORDAN	5 313	1 416	972	ISRAEL	10	384	270
SAUDI ARABIA	14 693	3 485	2 433	SAUDI ARABIA	723	13 718	9 717
KUWAIT	649	131	94	ARAB EMIRAT	78	1 481	987
ARAB EMIRAT	12 351	3 935	2 705	INDIA		102	73
YEMEN	829	206	143	MALAYSIA		526	369
PAKISTAN	201	64	45	SINGAPORE	108	17 179	11 846
SRI LANKA	201	59	42	PHILIPPINES	125	47 749	33 461
THAILAND	1 789	1 540	1 093	CHINA		515	343
MALAYSIA	8 826	1 691	1 173	SOUTH KOREA	29	3 295	2 287
SINGAPORE	11 458	4 588	3 230	JAPAN	23	4 862	3 403
PHILIPPINES	19	223	109	HONG KONG	36	1 690	1 193
CHINA	294	151	601	AUSTRALIA	20	7 163	4 841
SOUTH KOREA	6 858	2 303	1 601				
JAPAN	4 420	13 452	9 100				
TAIWAN	2 247	717	498				
HONG KONG	2 523	1 819	1 292				

6 IMPORTS AND EXPORTS (SPECIAL TRADE) BY GROUPS OF THE SITC-REV. III AND BY COUNTRIES OF PRODUCTION AND CONSUMPTION 1995

GROUP COUNTRY	DT = 100 KG	1 000 DM	1 000 \$	GROUP COUNTRY	DT = 100 KG	1 000 DM	1 000 \$
EXPORTS	39 738	61 331	43 099	EXPORTS	2 884 905	453 210	316 620
BELGIUM LUX	17 478	18 826	13 288	FRANCE	1 042 163	85 257	59 637
NETHERLANDS	1 334	732	514	BELGIUM LUX	540 128	21 443	14 987
ITALY	1 266	615	434	NETHERLANDS	420 302	28 087	19 580
UNTD KINGDOM	8 086	28 985	20 295	ITALY	53 412	17 351	12 100
SPAIN	2 788	285	202	UNTD KINGDOM	17 086	7 299	5 077
SWEDEN	7 115	3 498	2 457	IRELAND	2 407	871	599
AUSTRIA	1	377	268	DENMARK	70 107	18 615	12 955
EU	38 068	53 318	37 458	GREECE	4 084	1 757	1 213
NORWAY	4	3 804	2 684	PORTUGAL	9 360	3 607	2 521
SWITZERLAND	595	2 082	1 465	SPAIN	11 881	9 519	6 655
CZECH REPUBL	7	45	31	SWEDEN	248 074	21 772	15 132
USA	1 054	1 616	1 129	FINLAND	1 044	1 144	808
BRAZIL		447	318	AUSTRIA	150 424	32 359	22 552
				EU	2 570 472	249 121	173 876
291 CRUDE ANIMAL MATERLS.NES				ICELAND	17	49	34
IMPORTS	4 818 452	953 210	666 147	NORWAY	4 280	3 776	2 634
FRANCE	161 621	38 475	26 854	LIECHTENST	24 797	2 516	1 762
BELGIUM LUX	107 807	17 775	12 394	SWITZERLAND	25 436	20 448	14 278
NETHERLANDS	1 759 910	90 785	63 313	TURKEY	3 274	2 173	1 509
ITALY	168 930	8 621	6 033	LATVIA	1 066	1 339	941
UNTD KINGDOM	223 644	41 814	29 242	LITHUANIA	2 057	1 207	843
IRELAND	16 082	6 329	4 437	POLAND	67 401	27 643	19 342
DENMARK	345 524	38 436	26 838	CZECH REPUBL	22 716	14 142	9 879
GREECE	7 192	591	408	SLOVAKIA	1 302	1 638	1 155
PORTUGAL	7 275	2 540	1 782	HUNGARY	30 169	8 533	5 953
SPAIN	58 578	8 675	6 082	ROMANIA	6 597	868	610
SWEDEN	34 090	1 755	1 234	BULGARIA	1 462	971	677
FINLAND	728	420	292	UKRAINE	1 091	148	105
AUSTRIA	143 802	6 178	4 314	BELARUS	549	218	150
EU	3 028 183	262 394	183 223	MOLDOVA	194	160	114
CANARY IS	79	329	231	RUSSIA	11 047	6 860	4 767
ICELAND	109	852	592	SLOVENIA	3 292	4 626	3 227
NORWAY	9 356	521	364	CROATIA	11 021	16 867	11 836
SWITZERLAND	20 519	5 179	3 611	SERB MONTNEG	520	282	201
TURKEY	18 683	47 653	33 523	MACEDONIA	105	130	90
ESTONIA	3 205	457	317	MOROCCO	176	328	228
LATVIA	4 054	1 212	843	EGYPT	1 236	777	536
LITHUANIA	6 936	745	527	TOGO	16	66	45
POLAND	139 694	42 149	29 417	SOUTH AFRICA	14 368	11 678	8 179
CZECH REPUBL	43 317	5 699	3 988	NAMIBIA	409	837	589
SLOVAKIA	4 066	226	157	USA	14 605	11 509	8 072
HUNGARY	39 202	45 981	32 088	CANADA	2 113	387	272
ROMANIA	9 529	2 183	1 524	MEXICO	15	85	58
BULGARIA	505	306	214	COLOMBIA	27	117	82
UKRAINE	4 572	842	592	VENEZUELA	261	435	313
BELARUS	448	52	37	PERU	189	249	166
MOLDOVA	82	76	53	BRAZIL	17 588	10 336	7 269
RUSSIA	9 494	3 163	2 216	CHILE	104	180	125
AZERBAIJAN	154	530	372	PARAGUAY	86	63	44
KAZAKHSTAN	1 346	584	412	URUGUAY	742	235	167
CROATIA	8 914	695	487	ARGENTINA	5 994	2 178	1 525
MACEDONIA	408	1 152	814	SYRIA	54	294	199
MOROCCO	117	392	275	IRAN	67	206	146
ALGERIA	22	99	70	ISRAEL	179	140	101
TUNISIA	457	1 304	911	INDIA	347	213	150
EGYPT	12 034	7 256	5 094	SRI LANKA	189	141	99
NIGERIA	2 580	175	123	THAILAND	104	168	120
TANZANIA	1 018	82	58	VIETNAM	1 972	227	161
ZIMBABWE	11	101	67	INDONESIA	8	63	44
SOUTH AFRICA	641	577	404	SINGAPORE	29	189	133
NAMIBIA	47	96	60	PHILIPPINES	156	92	63
USA	446 892	49 819	34 755	CHINA	15 433	7 057	4 955
CANADA	21 108	6 104	4 235	SOUTH KOREA	2 008	6 034	4 244
COSTA RICA	10 082	655	456	JAPAN	4 371	15 927	11 136
COLOMBIA	1 288	1 196	835	TAIWAN	10 840	15 429	10 714
VENEZUELA	640	73	50	HONG KONG	749	2 697	1 899
PERU	5 964	3 533	2 464	AUSTRALIA	69	379	266
BRAZIL	274 277	34 085	23 756	NEW ZEALAND	117	306	215
CHILE	39 509	4 649	3 248	UNID COUNTR	611	133	91
BOLIVIA	50	359	252				
PARAGUAY	4 477	970	672	292 CRUDE VEG.MATERIALS, NES			
URUGUAY	48 436	8 670	6 053	IMPORTS	7 866 425	3 991 381	2 791 053
ARGENTINA	99 683	6 046	4 223	FRANCE	279 299	107 620	75 108
LEBANON	1 681	11 071	7 720	BELGIUM LUX	118 888	41 450	28 983
SYRIA	3 772	23 674	16 575	NETHERLANDS	4 540 857	2 592 004	1 813 417
IRAN	11 033	51 102	35 609	ITALY	377 187	194 774	136 115
ISRAEL	78	284	203	UNTD KINGDOM	19 790	9 871	6 870
JORDAN	19	178	123	IRELAND	1 548	26 521	18 772
SAUDI ARABIA	22	150	105	DENMARK	481 897	219 729	153 845
KUWAIT	293	929	650	GREECE	2 564	1 754	1 228
ARAB EMIRAT	70	240	171	PORTUGAL	3 633	5 025	3 512
OMAN	22	112	79	SPAIN	74 667	36 544	25 558
PAKISTAN	2 876	12 684	8 875	SWEDEN	2 559	2 089	1 447
INDIA	53 526	4 203	2 944	FINLAND	858	686	472
BANGLADESH	1 605	138	97	AUSTRIA	23 848	25 404	17 693
SRI LANKA	4 942	879	614	EU	5 927 595	3 263 451	2 289 010
THAILAND	2 031	1 150	807	CANARY IS	11 158	23 652	16 351
VIETNAM	1 007	383	268	ICELAND	2 022	249	174
INDONESIA	351	310	218	NORWAY	2 499	521	361
SINGAPORE	110	78	55	SWITZERLAND	21 980	35 996	25 190
PHILIPPINES	1 865	549	378	TURKEY	54 446	8 625	6 044
MONGOLIA	1 904	3 514	2 474	ESTONIA	5 507	381	267
CHINA	286 298	207 864	145 367	LATVIA	80	82	59
NORTH KOREA	238	243	171	POLAND	156 600	28 902	20 093
SOUTH KOREA	1 150	303	211	CZECH REPUBL	32 035	6 662	4 638
JAPAN	246	284	198	SLOVAKIA	1 228	425	295
TAIWAN	28 683	34 747	24 229	HUNGARY	129 905	23 577	16 363
HONG KONG	947	1 020	703	ROMANIA	35 370	4 063	2 836
AUSTRALIA	49 512	17 319	12 098	BULGARIA	66 591	16 236	11 350
NEW ZEALAND	41 749	30 341	21 368	ALBANIA	21 709	5 172	3 625
N ZEAL OCEAN	26	115	81	UKRAINE	2 076	510	359

6 IMPORTS AND EXPORTS (SPECIAL TRADE) BY GROUPS OF THE SITC-REV. III AND BY COUNTRIES OF PRODUCTION AND CONSUMPTION 1995

GROUP COUNTRY	DT = 100 KG	1 000 DM	1 000 \$	GROUP COUNTRY	DT = 100 KG	1 000 DM	1 000 \$
RUSSIA	2 080	258	178	ICELAND	748	429	296
GEORGIA	64	210	146	NORWAY	18 877	9 113	6 343
TURKMENISTAN	800	97	65	LIECHTENST	2 994	2 908	2 035
SLOVENIA	3 495	1 991	1 384	SWITZERLAND	179 999	119 625	83 543
CROATIA	5 667	1 384	967	FAEROE IS	30	94	67
MACEDONIA	10 056	3 184	2 244	TURKEY	5 654	10 072	6 854
MOROCCO	18 813	19 385	13 557	ESTONIA	2 483	2 955	2 066
TUNISIA	579	168	119	LATVIA	1 916	1 719	1 194
EGYPT	18 663	6 600	4 657	LITHUANIA	1 430	3 212	2 251
SUDAN	47 190	14 833	10 363	POLAND	33 412	29 697	20 783
NIGER	220	100	66	CZECH REPUB	16 764	21 997	15 237
CHAD	9 917	4 767	3 406	SLOVAKIA	2 713	5 185	3 598
SENEGAL	1 362	747	525	HUNGARY	9 483	12 892	8 970
SIERRA LEONE	937	204	141	ROMANIA	826	1 677	1 173
IVORY COAST	2 905	1 383	961	BULGARIA	408	370	259
TOGO	157	304	217	UKRAINE	3 902	16 621	11 692
NIGERIA	15 332	4 685	3 324	BELARUS	1 027	2 566	1 813
CAMEROON	1 221	385	271	MOLDOVA	508	3 749	2 462
CENT AFR REP	2 321	1 020	708	RUSSIA	4 853	13 684	9 576
ZAIRE	14 526	14 270	9 966	GEORGIA	24	106	70
BURUNDI	453	103	67	AZERBAIJAN	40	68	48
ETHIOPIA	5 022	1 473	1 026	KAZAKHSTAN	518	1 355	956
ERITREA	200	115	83	UZBEKISTAN	56	88	62
SOMALIA	345	142	101	SLOVENIA	5 783	3 746	2 598
KENYA	52 919	37 695	26 171	CROATIA	2 681	3 137	2 207
UGANDA	700	550	382	BOS HERZEGOV	170	83	59
TANZANIA	6 062	3 027	2 102	SERB MONTNEG	105	101	69
MADAGASCAR	3 891	1 307	921	MACEDONIA	1 450	1 319	930
MAURITIUS	29	61	44	MOROCCO	4 713	4 870	3 403
ZAMBIA	504	537	379	ALGERIA	75	60	42
ZIMBABWE	7 513	8 221	5 683	TUNISIA	225	543	389
MALAWI	867	438	303	LIBYA	19	609	433
SOUTH AFRICA	35 043	20 760	14 512	EGYPT	1 302	1 797	1 270
NAMIBIA	733	598	422	BURKINA FASO	95	174	120
SWAZILAND	747	474	326	GUINEA	10	47	33
USA	126 666	95 680	66 770	LIBERIA	53	177	126
CANADA	17 520	4 873	3 352	IVORY COAST	221	429	294
MEXICO	10 354	8 880	6 230	GHANA	165	427	294
GUATEMALA	18 824	10 641	7 433	TOGO	55	195	139
HONDURAS	1 174	1 113	775	BENIN	37	105	73
EL SALVADOR	1 391	1 481	1 031	NIGERIA	445	873	616
COSTA RICA	72 500	37 472	26 215	CAMEROON	173	615	428
PANAMA	4 817	2 727	1 920	CENT AFR REP	92	132	89
HAITI	213	247	174	GABON	27	112	79
DOMINIC REP	377	202	144	CONGO	107	370	262
DOMINICA	46	42	30	ZAIRE	582	2 000	1 413
JAMAICA	843	490	345	BURUNDI	267	327	667
ST LUCIA	2 654	364	255	ANGOLA	101	375	259
BARBADOS	73	58	39	ETHIOPIA	124	173	123
TRINIDAD TOB	131	57	39	ERITREA	120	104	72
COLOMBIA	31 742	28 699	19 972	KENYA	654	2 741	1 917
VENEZUELA	262	365	257	UGANDA	23	73	52
ECUADOR	9 888	8 925	6 182	SEYCHELLES	12	69	48
PERU	2 365	2 504	1 724	MOZAMBIQUE	30	62	44
BRAZIL	10 280	7 933	5 465	MAURITIUS	43	154	106
CHILE	26 001	11 253	7 928	ZAMBIA	51	211	152
BOLIVIA	180	81	57	ZIMBABWE	21	60	41
PARAGUAY	68	73	51	SOUTH AFRICA	3 529	2 873	2 018
URUGUAY	809	530	369	NAMIBIA	95	298	210
ARGENTINA	16 735	7 153	5 074	USA	36 236	50 339	35 105
LEBANON	85	106	76	CANADA	5 470	8 077	5 653
SYRIA	209	53	36	MEXICO	3 321	2 389	1 661
IRAN	12 892	4 940	3 454	GUATEMALA	1 458	676	467
ISRAEL	58 921	48 050	33 524	HONDURAS	86	113	79
JORDAN	236	41	30	EL SALVADOR	91	112	78
BAHRAIN	264	144	101	NICARAGUA	31	69	48
YEMEN	607	263	186	COSTA RICA	72	202	144
PAKISTAN	43 262	5 106	3 570	PANAMA	220	178	123
INDIA	256 617	42 835	29 996	HAITI	233	170	119
SRI LANKA	6 122	3 132	2 191	DOMINIC REP	248	497	344
THAILAND	17 388	10 140	7 061	TRINIDAD TOB	43	68	46
VIETNAM	1 424	569	397	COLOMBIA	2 040	2 732	1 907
INDONESIA	52 143	7 841	5 489	VENEZUELA	2 777	6 949	4 953
MALAYSIA	3 792	767	538	ECUADOR	594	1 005	699
SINGAPORE	5 762	7 055	4 915	PERU	661	2 169	1 464
PHILIPPINES	12 940	7 830	5 449	BRAZIL	7 201	12 710	8 884
CHINA	68 537	17 710	12 384	CHILE	1 802	3 459	2 372
NORTH KOREA	8	157	109	BOLIVIA	92	245	171
SOUTH KOREA	1 775	3 337	2 345	PARAGUAY	3 113	531	370
JAPAN	1 898	6 449	4 473	URUGUAY	360	378	262
TAIWAN	2 314	1 931	1 351	ARGENTINA	5 351	3 015	2 102
HONG KONG	2 120	1 399	987	CYPRUS	174	131	91
AUSTRALIA	198 051	10 027	6 960	LEBANON	846	790	531
NAURU	7	46	32	SYRIA	1 529	1 346	936
NEW ZEALAND	16 192	6 406	4 497	IRAN	1 413	806	554
FIJI	2 043	1 913	1 350	ISRAEL	1 867	2 046	1 427
VANUATU	456	441	310	JORDAN	65	63	44
WEST SAMOA	406	319	223	SAUDI ARABIA	268	160	115
EXPORTS	1 443 868	1 060 142	735 508	KUWAIT	60	92	63
FRANCE	161 337	129 123	88 401	ARAB EMIRAT	73	96	67
BELGIUM LUX	69 550	40 198	27 485	PAKISTAN	456	601	416
NETHERLANDS	259 057	142 239	98 594	INDIA	1 485	1 110	771
ITALY	116 707	73 044	49 958	SRI LANKA	254	226	156
UNITED KINGDOM	66 502	33 522	23 258	NEPAL	16	66	46
IRELAND	10 381	4 883	3 413	MYANMAR	275	293	207
DENMARK	77 957	40 891	28 430	THAILAND	1 560	2 032	1 421
GREECE	3 226	2 843	1 991	LAOS	15	72	51
PORTUGAL	8 453	5 172	3 637	VIETNAM	777	1 341	928
SPAIN	30 321	31 377	21 832	INDONESIA	2 459	2 567	1 786
SWEDEN	43 791	21 432	14 968	MALAYSIA	300	205	141
FINLAND	29 966	12 892	8 944	SINGAPORE	640	748	523
AUSTRIA	139 685	81 697	56 958	PHILIPPINES	1 190	760	535
EU	1 016 933	619 313	427 929	CHINA	7 225	3 078	2 155
CANARY IS	264	803	561	SOUTH KOREA	3 555	6 871	4 804
				JAPAN	6 293	18 030	12 683
				TAIWAN	1 659	1 504	1 050

6 IMPORTS AND EXPORTS (SPECIAL TRADE) BY GROUPS OF THE SITC-REV. III AND BY COUNTRIES OF PRODUCTION AND CONSUMPTION 1995

GROUP COUNTRY	DT = 100 KG	1 000 DM	1 000 \$	GROUP COUNTRY	DT = 100 KG	1 000 DM	1 000 \$
HONG KONG	1 991	1 202	843	SENEGAL	3 080	56	39
AUSTRALIA	4 768	5 056	3 516	REUNION	22 080	488	339
NEW ZEALAND	741	847	597	ZIMBABWE	765	70	49
UNID COUNTR	1 547	1 003	692	USA	1 111	49	35
				GUADELOUPE	5 483	75	52
				MARTINIQUE	4 489	79	55
				CYPRUS	46 328	835	585
				LEBANON	16 391	418	293
				SYRIA	2 373	48	33
				ISRAEL	44 240	1 097	777
				JORDAN	19 059	352	244
				SAUDI ARABIA	110 157	2 939	2 066
				KUWAIT	23 245	752	527
				BAHRAIN	10 148	215	151
				QATAR	6 947	72	51
				ARAB EMIRAT	30 886	561	389
				OMAN	22 949	408	285
				SINGAPORE	1 082	47	33
				SOUTH KOREA	60 645	856	597
				JAPAN	219 084	3 101	2 160
				TAIWAN	46 344	887	616
				HONG KONG	9 258	223	155
				AUSTRALIA	33 681	731	511
				UNID COUNTR	12 932	175	122
321 COAL, NOT AGGLOMERATED				325 COKE, SEMI-COKE, RET. CARBN			
IMPORTS	150 740 970	1 198 023	836 743	IMPORTS	26 131 729	409 261	286 728
FRANCE	3 195 916	74 880	51 722	FRANCE	632 451	17 466	12 138
BELGIUM LUX	3 908 075	56 030	38 967	BELGIUM LUX	2 503 773	51 147	36 237
NETHERLANDS	4 355 886	37 060	25 911	NETHERLANDS	2 661 339	40 886	28 435
UNTD KINGDOM	360 932	3 360	2 309	ITALY	12 396	399	278
AUSTRIA	9 156	119	83	UNTD KINGDOM	17 265	421	297
EU	11 831 357	171 473	119 010	DENMARK	36 289	1 100	758
NORWAY	702 218	13 043	9 111	SPAIN	1 305	49	34
SWITZERLAND	25 376	254	176	AUSTRIA	8 490	131	92
POLAND	32 638 105	225 064	157 859	EU	5 873 308	111 539	78 269
CZECH REPUB	9 232 145	84 686	59 161	POLAND	9 521 398	132 227	92 498
RUSSIA	1 990 305	13 580	9 526	CZECH REPUB	4 078 284	63 648	44 534
KAZAKHSTAN	125 989	1 024	699	HUNGARY	663 091	10 158	7 136
SOUTH AFRICA	42 277 908	280 764	196 000	RUSSIA	480 036	5 232	3 653
USA	26 791 286	216 016	151 421	EGYPT	842 802	14 595	10 135
CANADA	1 024 323	8 454	6 057	NIGERIA	135 497	1 425	949
COLOMBIA	9 963 642	65 888	45 824	ZIMBABWE	114 070	1 107	776
VENEZUELA	1 930 055	13 191	9 209	USA	47 843	798	558
VIETNAM	36 856	690	483	PAKISTAN	182 509	1 994	1 435
INDONESIA	1 934 946	13 983	9 708	CHINA	3 372 364	53 754	37 782
CHINA	848 290	4 989	3 542	JAPAN	806 584	12 340	8 783
AUSTRALIA	9 387 919	84 894	58 935	AUSTRALIA	7 997	242	164
EXPORTS	17 363 821	307 512	216 177	EXPORTS	3 010 788	66 647	46 655
FRANCE	1 446 739	43 588	30 541	FRANCE	171 343	4 188	2 932
BELGIUM LUX	13 349 471	223 980	157 794	BELGIUM LUX	580 722	10 728	7 575
NETHERLANDS	1 284 777	13 173	9 259	NETHERLANDS	1 140 839	21 041	14 735
ITALY	66 486	1 547	1 083	ITALY	158 189	5 954	4 155
UNTD KINGDOM	599 678	12 726	8 768	DENMARK	39 059	723	505
DENMARK	6 438	148	104	GREECE	5 420	223	153
SPAIN	3 416	76	52	PORTUGAL	1 503	89	63
FINLAND	26 548	840	585	SPAIN	91 179	1 648	1 107
AUSTRIA	134 180	2 489	1 751	SWEDEN	22 467	338	238
EU	16 918 359	298 584	209 948	FINLAND	9 853	329	228
NORWAY	321 487	5 230	3 627	AUSTRIA	247 579	8 219	5 771
SWITZERLAND	109 804	3 008	2 119	EU	2 468 387	53 504	37 470
POLAND	1 756	103	71	NORWAY	289 591	4 996	3 507
HUNGARY	3 180	154	109	SWITZERLAND	218 880	6 630	4 638
SLOVENIA	2 634	97	68	HUNGARY	682	47	33
EGYPT	2 000	58	41	BRAZIL	10 000	475	338
				CYPRUS	1 393	77	52
				LEBANON	11 000	360	235
				IRAN	7 000	371	256
322 BRIQUETTES, LIGNITE, PEAT				333 PETROLEUM OILS, CRUDE			
IMPORTS	30 640 489	183 581	128 509	IMPORTS	1 005 488 001	18 708 464	13 054 221
FRANCE	453 616	11 151	7 797	NETHERLANDS	2 195 304	35 035	24 387
BELGIUM LUX	62 262	1 035	720	ITALY	6 291 580	118 819	82 939
NETHERLANDS	756 615	11 136	7 798	UNTD KINGDOM	171 211 796	3 323 282	2 321 130
ITALY	29 977	722	509	EU	179 698 624	3 477 137	2 428 456
UNTD KINGDOM	14 850	279	190	NORWAY	215 212 856	4 209 424	2 940 928
IRELAND	20 170	302	208	UKRAINE	551 460	9 423	6 701
DENMARK	10 378	294	205	BELARUS	19 950	393	284
SWEDEN	4 806	163	114	RUSSIA	203 496 975	3 464 432	2 412 353
FINLAND	16 085	292	208	ALGERIA	53 385 511	1 107 794	768 726
AUSTRIA	35 651	764	538	TUNISIA	1 981 817	38 809	27 152
EU	1 404 390	26 138	18 287	LIBYA	112 738 779	2 141 853	1 493 826
SWITZERLAND	2 258	94	65	EGYPT	1 515 682	23 481	16 565
ESTONIA	1 071 686	9 401	6 606	NIGERIA	45 407 749	907 672	631 356
LATVIA	816 523	6 494	4 567	CAMEROON	2 089 569	36 278	25 058
LITHUANIA	451 840	4 522	3 165	GABON	1 980 880	34 786	24 856
POLAND	4 850 389	25 734	18 011	CONGO	275 858	5 379	3 510
CZECH REPUB	20 761 539	96 609	67 682	ANGOLA	19 106 667	367 646	253 739
SLOVAKIA	32 764	103	72	VENEZUELA	38 861 493	610 049	426 950
BELARUS	34 795	387	269	SYRIA	44 107 406	787 582	551 002
RUSSIA	199 096	2 047	1 428	IRAN	15 656 646	273 840	191 666
COLOMBIA	7 497	104	74	SAUDI ARABIA	61 583 876	1 071 717	752 379
VIETNAM	41 238	774	541	KUWAIT	7 604 863	135 227	94 757
INDONESIA	6 627	68	48	INDIA	211 340	5 542	3 957
AUSTRALIA	956 265	11 017	7 632	EXPORTS	4 884 946	88 215	61 674
EXPORTS	27 580 595	374 548	261 089	NETHERLANDS	906 070	16 690	11 273
FRANCE	4 981 569	90 317	62 849	DENMARK	1 948 775	34 197	24 135
BELGIUM LUX	3 322 039	42 573	29 657	FINLAND	1 621 729	30 765	21 633
NETHERLANDS	9 961 084	63 272	44 114				
ITALY	2 019 046	40 868	28 376				
UNTD KINGDOM	874 009	18 304	12 721				
IRELAND	349 857	5 567	3 849				
DENMARK	71 786	1 390	970				
GREECE	124 799	2 079	1 435				
PORTUGAL	60 952	1 412	977				
SPAIN	639 613	13 514	9 429				
SWEDEN	12 233	1 502	1 057				
AUSTRIA	2 290 879	44 769	31 309				
EU	24 708 141	325 579	226 751				
CANARY IS	43 341	1 041	724				
NORWAY	4 044	69	49				
SWITZERLAND	1 467 016	22 921	16 064				
TURKEY	90 892	1 975	1 383				
POLAND	7 331	182	127				
CZECH REPUB	3 300	54	37				
HUNGARY	190 460	1 752	1 215				
SLOVENIA	47 372	792	559				
CROATIA	20 869	407	284				
MOROCCO	198 869	4 179	2 991				
TUNISIA	3 300	73	50				
EGYPT	31 792	732	511				

6 IMPORTS AND EXPORTS (SPECIAL TRADE) BY GROUPS OF THE SITC-REV. III AND BY COUNTRIES OF PRODUCTION AND CONSUMPTION 1995

GROUP COUNTRY	DT = 100 KG	1 000 DM	1 000 \$	GROUP COUNTRY	DT = 100 KG	1 000 DM	1 000 \$
EU	4 476 577	81 653	57 041	CROATIA	31 405	11 452	8 011
POLAND	408 140	6 555	4 628	BOS HERZEGOV	1 356	349	242
334 PETROLEUM PRODUCTS				SERB MONTNEG	156	57	40
IMPORTS	370 537 296	8 818 424	6 173 045	MACEDONIA	7 548	2 314	1 627
FRANCE	21 812 419	605 268	423 890	MOROCCO	1 569	246	174
BELGIUM LUX	36 684 631	900 813	629 357	ALGERIA	1 043	527	373
NETHERLANDS-	198 291 254	4 682 477	3 280 676	TUNISIA	830	278	193
ITALY	3 711 500	102 811	72 234	LIBYA	4 564	1 225	858
UNITED KINGDOM	12 784 945	311 471	217 978	EGYPT	10 240	2 046	1 390
DENMARK	8 302 661	191 483	133 939	MAURITANIA	238	122	85
GREECE	611 077	13 967	9 759	GUINEA	182	52	34
PORTUGAL	539 701	14 936	10 622	SIERRA LEONE	432	43	30
SPAIN	3 381 536	56 365	38 983	IVORY COAST	958	137	95
SWEDEN	16 285 735	378 330	264 847	GHANA	5 338	889	624
FINLAND	688 258	18 814	13 045	NIGERIA	20 828	2 529	1 792
AUSTRIA	7 880	849	581	CONGO	465	81	57
EU	303 101 771	7 277 590	5 095 915	ZAIRE	105	45	32
NORWAY	9 772 234	224 798	156 887	ETHIOPIA	1 093	110	76
SWITZERLAND	2 080 142	40 111	28 047	DJIBOUTI	540	108	73
TURKEY	1 234 100	5 269	3 739	KENYA	32 466	3 009	2 093
ESTONIA	1 454 140	30 914	21 732	TANZANIA	3 060	386	273
LATVIA	7 377 115	165 797	116 214	MAURITIUS	167	69	50
LITHUANIA	2 121 341	3 511	2 468	ZIMBABWE	352	260	183
POLAND	2 566 335	39 435	27 620	SOUTH AFRICA	36 589	8 302	5 603
CZECH REPUBL	1 752 159	47 837	33 473	NAMIBIA	679	87	58
SLOVAKIA	2 727 565	11 536	8 043	USA	3 872 747	78 622	55 490
HUNGARY	3 190 578	80 450	56 340	CANADA	2 109	848	595
ROMANIA	141 878	6 055	4 178	MEXICO	2 607	956	664
BELARUS	5 269	236	168	BERMUDA	1 075	68	48
RUSSIA	18 097 382	385 678	268 822	GUATEMALA	863	145	98
TURKMENISTAN	36 701	753	542	EL SALVADOR	3 006	429	301
SLOVENIA	233	56	37	COSTA RICA	225	76	51
CROATIA	13 330	293	204	CUBA	538	94	66
MACEDONIA	180	87	62	HAITI	383	47	33
MOROCCO	218 062	7 550	5 422	DOMINIC REP	581	91	66
ALGERIA	11 060 801	253 316	176 845	TRINIDAD TOB	461	68	49
LIBYA	804 821	18 782	13 293	NETH ANTILL	1 539 448	23 689	16 619
EGYPT	3 643 754	86 857	61 518	COLOMBIA	1 433	355	243
IVORY COAST	5 726	136	98	VENEZUELA	1 138	161	110
GHANA	257 171	6 203	4 447	ECUADOR	635	124	84
BENIN	115 578	2 760	1 916	PERU	4 248	807	563
SOUTH AFRICA	129 768	3 314	2 387	BRAZIL	749 261	19 038	13 522
USA	496 914	45 479	31 836	CHILE	399 531	12 392	8 690
CANADA	1 054	420	295	BOLIVIA	662	121	86
JAMAICA	220 381	2 686	1 875	URUGUAY	927	180	126
NETH ANTILL	8 137	707	484	ARGENTINA	1 325 052	37 917	26 756
VENEZUELA	2 064 694	26 087	18 099	CYPRUS	3 586	682	473
BRAZIL	10 275	1 040	748	LEBANON	25 879	4 080	2 850
ISRAEL	22 232	840	588	SYRIA	744	203	140
SAUDI ARABIA	722 211	18 340	12 469	IRAN	7 940	1 491	1 049
KUWAIT	163 464	3 987	2 678	ISRAEL	41 465	7 360	5 132
INDIA	248 661	5 536	3 914	JORDAN	1 009	500	347
MALAYSIA	20 934	1 389	977	SAUDI ARABIA	6 216	1 938	1 358
SINGAPORE	41 234	1 291	918	KUWAIT	8 243	1 866	1 300
JAPAN	10 394	2 530	1 773	BAHRAIN	1 547	322	225
TAIWAN	145	53	37	QATAR	231	120	85
HONG KONG	39	58	42	ARAB EMIRAT	285 276	9 210	6 081
SHIPS SUPPL	7 102	8 569	5 838	OMAN	550	196	138
EXPORTS	137 723 307	3 812 496	2 662 048	YEMEN	329	72	44
FRANCE	12 393 858	336 904	234 396	AFGHANISTAN	5 841	877	603
BELGIUM LUX	7 547 620	198 759	138 730	PAKISTAN	6 658	2 195	1 544
NETHERLANDS	15 846 069	338 968	237 321	INDIA	206 911	18 028	12 723
ITALY	2 302 224	58 301	40 539	BANGLADESH	371	92	62
UNITED KINGDOM	15 333 922	293 440	204 736	SRI LANKA	604	173	119
IRELAND	5 254	994	695	THAILAND	17 677	3 839	2 708
DENMARK	3 346 574	85 549	59 233	VIETNAM	521	276	195
GREECE	67 746	18 023	12 566	INDONESIA	16 731	2 519	1 748
PORTUGAL	438 576	14 513	10 171	MALAYSIA	44 340	5 172	3 613
SPAIN	206 322	22 664	15 704	SINGAPORE	62 267	6 349	4 443
SWEDEN	8 023 878	199 904	138 848	PHILIPPINES	2 146	303	211
FINLAND	280 785	16 290	11 364	MONGOLIA	198	43	30
AUSTRIA	11 587 936	340 183	237 408	CHINA	15 314	3 425	2 385
EU	77 380 764	1 924 492	1 341 711	NORTH KOREA	154	68	47
CANARY IS	740	218	154	SOUTH KOREA	1 796 825	43 687	30 579
ICELAND	7 908	1 658	1 159	JAPAN	371 822	20 046	14 204
NORWAY	4 768 166	116 767	81 856	TAIWAN	85 877	20 692	14 442
LIECHTENST	405	176	121	HONG KONG	24 550	6 182	4 340
SWITZERLAND	20 847 674	626 940	437 599	AUSTRALIA	38 694	4 693	3 266
GIBRALTAR	253 678	5 986	3 907	PAPUA NEW G	927	57	40
MALTA	523 321	9 096	6 460	NEW ZEALAND	4 218	572	392
SAN MARINO	14 467	944	652	SHIPS SUPPL	18 117 524	518 396	362 681
TURKEY	27 805	5 846	4 065	UNIT COUNTR	1 880	258	182
ESTONIA	12 185	2 405	1 680	335 RESIDUAL PETROL PRODUCTS			
LATVIA	285 067	9 288	6 531	IMPORTS	35 735 217	838 055	586 535
LITHUANIA	11 315	2 035	1 418	FRANCE	1 632 528	53 505	37 420
POLAND	2 016 803	70 636	49 599	BELGIUM LUX	5 255 710	131 710	92 126
CZECH REPUBL	1 925 549	74 365	51 682	NETHERLANDS	4 742 048	135 502	94 895
SLOVAKIA	32 431	5 770	4 038	ITALY	221 664	15 630	10 910
HUNGARY	142 274	17 229	12 000	UNITED KINGDOM	1 144 404	52 554	37 104
ROMANIA	29 254	8 419	5 882	DENMARK	238 315	9 663	6 753
BULGARIA	18 781	4 402	3 079	PORTUGAL	682 841	18 447	13 027
UKRAINE	53 789	7 395	5 169	SPAIN	197 343	7 256	5 095
BELARUS	9 304	2 096	1 466	SWEDEN	61 087	1 665	1 159
MOLDOVA	2 180	486	337	FINLAND	69 887	2 080	1 492
RUSSIA	36 926	8 473	5 902	AUSTRIA	702 768	21 890	15 375
GEORGIA	480	105	74	EU	14 948 692	449 913	315 363
ARMENIA	667	134	96	NORWAY	118 036	3 105	2 203
KAZAKHSTAN	4 529	644	448	SWITZERLAND	81 574	6 118	4 295
UZBEKISTAN	867	316	223	TURKEY	308 090	6 259	4 401
KYRGHYZSTAN	240	52	36	LITHUANIA	5 000	124	87
SLOVENIA	39 641	8 823	6 148	POLAND	1 817 917	32 298	22 576
				CZECH REPUBL	2 062 100	33 029	23 153
				SLOVAKIA	244 170	8 115	5 691

6 IMPORTS AND EXPORTS (SPECIAL TRADE) BY GROUPS OF THE SITC-REV. III AND BY COUNTRIES OF PRODUCTION AND CONSUMPTION 1995

GROUP COUNTRY	DT = 100 KG	1 000 DM	1 000 \$	GROUP COUNTRY	DT = 100 KG	1 000 DM	1 000 \$
HUNGARY	403 976	22 746	15 886	CHILE	38 982	3 693	2 595
BULGARIA	101 801	2 176	1 505	BOLIVIA	343	54	37
UKRAINE	8 102	296	209	PARAGUAY	1 464	182	125
RUSSIA	648 843	20 150	14 165	URUGUAY	804	88	60
CROATIA	28 125	1 400	977	ARGENTINA	50 524	2 383	1 656
EGYPT	254 433	8 847	6 195	CYPRUS	907	133	94
SOUTH AFRICA	417 377	33 144	23 159	SYRIA	6 015	625	429
USA	12 513 763	156 498	109 191	IRAN	13 277	966	654
CANADA	44 727	2 298	1 597	ISRAEL	25 291	2 939	2 051
MEXICO	1 083	113	80	SAUDI ARABIA	2 252	386	270
VENEZUELA	123 620	2 894	2 022	BAHRAIN	265 704	9 140	6 473
BRAZIL	511 872	9 492	6 637	ARAB EMIRAT	6 154	459	322
ARGENTINA	447 016	5 491	3 848	OMAN	600	76	52
ISRAEL	2 405	287	199	PAKISTAN	2 925	423	298
INDONESIA	40 181	1 093	765	INDIA	151 025	14 356	9 842
MALAYSIA	143 532	10 032	6 935	BANGLADESH	277	57	41
CHINA	205 542	8 927	6 199	SRI LANKA	299	86	62
JAPAN	253 180	13 195	9 187	THAILAND	10 147	1 311	918
EXPORTS	19 766 375	776 904	542 054	INDONESIA	21 829	2 434	1 701
FRANCE	3 212 431	74 983	52 437	MALAYSIA	4 499	871	606
BELGIUM LUX	1 342 205	43 190	30 216	SINGAPORE	17 016	1 012	704
NETHERLANDS	4 683 974	173 700	120 617	PHILIPPINES	2 739	430	299
ITALY	410 118	25 834	18 083	CHINA	7 715	1 773	1 229
UNTD KINGDOM	180 122	15 790	10 983	SOUTH KOREA	24 275	2 350	1 641
IRELAND	17 947	2 695	1 880	JAPAN	5 838	1 950	1 355
DENMARK	1 156 302	40 588	28 220	TAIWAN	18 026	2 431	1 686
GREECE	22 760	2 556	1 787	HONG KONG	3 773	773	540
PORTUGAL	4 176	930	642	AUSTRALIA	3 491	478	328
SPAIN	76 484	4 957	3 470	UNTD COUNTR	955	63	43
SWEDEN	710 109	26 244	18 300				
FINLAND	78 521	7 451	5 178	342 LIQUEFIED PROPANE,BUTANE			
AUSTRIA	1 406 230	43 738	30 599	IMPORTS	7 263 451	221 931	153 909
EU	13 301 380	462 656	322 412	FRANCE	333 920	11 867	8 338
CANARY IS	993	92	63	BELGIUM LUX	881 317	28 386	19 720
ICELAND	3 171	300	208	NETHERLANDS	2 716 882	82 669	57 564
NORWAY	145 019	8 835	6 158	ITALY	2 812	1 008	713
SWITZERLAND	1 547 459	49 597	34 832	UNTD KINGDOM	1 411 743	44 133	30 442
MALTA	2 396	260	181	DENMARK	7 834	221	152
TURKEY	15 615	2 765	1 936	AUSTRIA	34	94	63
ESTONIA	3 973	440	310	EU	5 355 505	168 423	117 022
LATVIA	618	48	33	NORWAY	1 802 173	50 746	34 960
LITHUANIA	2 427	331	232	SWITZERLAND	16 698	326	231
POLAND	269 404	19 064	13 300	CZECH REPUBL	79 809	1 835	1 282
CZECH REPUBL	330 285	11 147	7 802	RUSSIA	8 939	379	255
SLOVAKIA	461 591	13 513	9 512	SOUTH KOREA	323	200	143
HUNGARY	85 985	4 618	3 192	EXPORTS	4 981 398	139 930	97 736
ROMANIA	151 817	7 961	5 558	FRANCE	286 696	11 707	8 213
BULGARIA	1 745	252	175	BELGIUM LUX	188 135	4 883	3 447
UKRAINE	1 764	330	233	NETHERLANDS	1 932 421	43 791	30 585
BELARUS	1 506	248	172	ITALY	90 426	2 815	1 924
RUSSIA	281 792	10 142	7 150	UNTD KINGDOM	199 729	4 796	3 308
KAZAKHSTAN	2 985	102	72	DENMARK	20 259	630	440
SLOVENIA	279 698	8 785	6 112	GREECE	1 373	193	134
CROATIA	7 314	838	79	PORTUGAL	135 299	2 815	2 006
SERB MONTNEG	421	112	93	SPAIN	1 126	88	57
MACEDONIA	833	128	1 062	SWEDEN	115 781	2 601	1 813
MOROCCO	18 228	1 499	276	AUSTRIA	754 124	24 399	17 094
ALGERIA	3 252	390	307	EU	3 725 372	98 722	69 024
TUNISIA	4 824	433	652	NORWAY	49 243	1 285	898
LIBYA	12 728	933	1 362	SWITZERLAND	275 949	9 659	6 731
EGYPT	20 046	1 960	269	TURKEY	1 949	264	186
SUDAN	2 846	389	85	POLAND	703 670	24 050	16 700
MAURITANIA	773	125	93	CZECH REPUBL	80 547	2 525	1 762
MALI	857	136	53	SLOVAKIA	3 123	95	67
BURKINA FASO	168	75	80	SLOVENIA	4 908	413	287
SENEGAL	9 589	1 080	754	MOROCCO	90 239	1 680	1 209
GUINEA	1 015	117	167	COSTA RICA	27 246	436	314
SIERRA LEONE	2 363	234	252	CUBA	16 247	379	267
LIBERIA	3 800	359	450	ISRAEL	1 201	124	85
IVORY COAST	5 223	655	5 589	JAPAN	438	183	128
GHANA	97 732	3 771	2 666				
NIGERIA	83 770	8 054	271	343 NATURAL GAS			
ZAIRE	3 761	390	616	IMPORTS	518 201 506	9 523 311	6 639 013
BURUNDI	463	57	40	EXPORTS	45 395 775	859 591	598 759
ETHIOPIA	6 602	897	910				
KENYA	29 994	3 631	2 545	344 PETROLEUM GASES, NES			
TANZANIA	12 119	1 306	910	IMPORTS	1 979 130	59 364	41 640
SEYCHELLES	600	90	64	FRANCE	145 825	5 122	3 615
MADAGASCAR	2 006	222	157	BELGIUM LUX	1 162 116	31 527	21 995
ZIMBABWE	2 819	250	175	NETHERLANDS	216 904	8 413	5 923
SOUTH AFRICA	173 638	10 542	7 394	ITALY	3 279	118	84
NAMIBIA	400	55	38	UNTD KINGDOM	45 578	3 789	2 720
SHAZILAND	1 990	179	124	IRELAND		55	37
USA	270 556	20 832	14 534	SPAIN	14 969	644	458
CANADA	444 847	13 817	9 696	EU	1 588 711	49 696	34 853
MEXICO	3 990	756	534	NORWAY	247 673	5 567	3 906
GUATEMALA	74 511	7 331	513	SWITZERLAND	244	788	553
HONDURAS	1 268	150	101	POLAND	4 957	288	202
EL SALVADOR	1 961	221	153	CZECH REPUBL	64 596	1 134	793
COSTA RICA	3 951	565	391	LIBYA	72 947	1 878	1 324
PANAMA	281	64	45	EXPORTS	2 518 299	63 727	44 744
CUBA	2 381	350	245				
HAITI	3 590	375	261				
DOMINIC REP	49 057	4 941	3 452				
DOMINICA	806	82	58				
JAMAICA	3 693	421	294				
BARBADOS	484	45	32				
TRINIDAD TOB	4 368	427	301				
COLOMBIA	15 290	1 560	1 094				
VENEZUELA	170 581	5 960	4 200				
GUYANA	840	88	64				
ECUADOR	25 660	2 542	1 766				
PERU	7 719	1 085	758				
BRAZIL	587 671	22 505	15 660				

6 IMPORTS AND EXPORTS (SPECIAL TRADE) BY GROUPS OF THE SITC-REV. III AND BY COUNTRIES OF PRODUCTION AND CONSUMPTION 1995

GROUP COUNTRY	DT = 100 KG	1 000 DM	1 000 \$	GROUP COUNTRY	DT = 100 KG	1 000 DM	1 000 \$
351 ELECTRIC CURRENT, MWH				THAILAND	184	416	291
IMPORTS	18 606 090	1 228 597	859 293	INDONESIA	173	146	101
FRANCE	3 492 456	164 959	116 222	SOUTH KOREA	444	94	64
BELGIUM LUX	83	50 392	35 212	JAPAN	218	76	52
ITALY	1 700	54	36	TAIWAN	117	47	32
AUSTRIA	2 674 022	365 378	254 399	421 FIXED VEG.FAT,OILS, SOFT			
EU	6 168 261	777 590	544 126	IMPORTS	3 018 512	404 495	282 241
SWITZERLAND	6 152 471	420 038	293 611	FRANCE	316 442	34 753	24 241
POLAND	427 855	17 272	11 986	BELGIUM LUX	178 122	18 461	12 970
CZECH REPUBL	129 072	8 517	5 988	NETHERLANDS	1 853 594	191 597	133 461
HUNGARY	151 840	5 159	3 567	ITALY	175 501	83 850	58 452
EXPORTS	192 059 291	694 318	484 746	UNITD KINGDOM	14 959	2 698	1 853
FRANCE	85 034 520	13 982	9 750	IRELAND	844	75	51
SWEDEN	23 491	1 757	1 202	DENMARK	119 546	11 053	7 750
AUSTRIA	93 272 780	158 800	110 872	GREECE	4 584	2 802	1 956
EU	178 330 791	552 358	385 842	PORTUGAL	458	290	203
SWITZERLAND	3 053 199	121 971	85 222	SPAIN	22 434	12 439	8 739
CZECH REPUBL	185 578	7 788	5 215	AUSTRIA	1 244	393	274
SLOVAKIA	37 800	1 701	1 203	EU	2 687 880	358 256	249 981
HUNGARY	198 000	8 091	5 560	SWITZERLAND	703	166	118
CROATIA	58 400	2 364	1 675	TURKEY	2 934	672	471
				ESTONIA	506	58	41
411 ANIMAL OILS AND FATS				CZECH REPUBL	1 060	113	80
IMPORTS	1 887 054	164 019	114 792	SLOVAKIA	2 056	219	146
FRANCE	118 683	14 753	10 331	HUNGARY	1 441	157	109
BELGIUM LUX	84 326	9 890	6 908	ROMANIA	18 004	1 903	1 333
NETHERLANDS	323 768	34 091	23 876	RUSSIA	6 306	835	561
ITALY	75 611	10 343	7 241	MOROCCO	286	92	67
UNITD KINGDOM	16 802	6 109	4 249	SUDAN	11 444	1 700	1 208
IRELAND	4 119	615	430	SENEGAL	46 394	7 393	5 139
DENMARK	196 155	14 784	10 254	USA	94 619	13 302	9 290
PORTUGAL	429	44	31	MEXICO	39 743	5 443	3 886
SPAIN	45 537	6 140	4 280	VENEZUELA	1 788	835	580
SWEDEN	52 081	4 233	2 968	BRAZIL	6 974	1 004	692
FINLAND	495	56	37	ARGENTINA	93 897	10 991	7 587
AUSTRIA	15 786	1 282	897	SINGAPORE	538	446	312
EU	933 832	102 325	71 505	CHINA	1 076	463	324
ICELAND	40 432	2 550	1 814	JAPAN	75	85	58
NORWAY	82 794	6 481	4 541	HONG KONG	392	253	179
TURKEY	31 841	1 670	1 186	EXPORTS	11 787 502	1 153 994	804 266
POLAND	1 523	106	75	FRANCE	808 897	79 327	55 246
HUNGARY	38 082	3 916	2 754	BELGIUM LUX	349 540	33 997	23 679
USA	192 220	14 088	9 793	NETHERLANDS	3 953 055	367 738	255 063
CANADA	34 835	2 844	2 013	ITALY	710 318	84 251	44 554
PANAMA	1 802	130	94	UNITD KINGDOM	203 628	20 056	14 150
PERU	323 211	15 229	10 652	IRELAND	8 314	899	607
CHILE	188 170	11 088	7 856	DENMARK	808 692	62 476	43 644
ARGENTINA	3 798	199	137	GREECE	472	122	87
JAPAN	2 963	1 781	1 250	SPAIN	26 225	2 798	2 004
TAIWAN	1 578	147	104	SWEDEN	301 419	28 929	19 976
AUSTRALIA	769	62	40	FINLAND	60 509	6 870	4 801
NEW ZEALAND	7 258	1 152	807	AUSTRIA	304 727	33 534	23 405
EXPORTS	2 279 644	194 654	135 858	EU	7 335 914	701 032	487 241
FRANCE	240 371	14 401	10 022	ICELAND	1 311	173	121
BELGIUM LUX	297 850	18 941	13 312	NORWAY	28 862	2 850	1 988
NETHERLANDS	1 000 502	79 134	55 326	SWITZERLAND	101 091	11 402	8 026
ITALY	139 233	12 997	8 995	MALTA	25 139	2 117	1 469
UNITD KINGDOM	104 315	10 653	7 429	TURKEY	61 312	5 367	3 754
IRELAND	5 723	908	632	ESTONIA	50 437	6 083	4 262
DENMARK	152 652	12 977	9 035	LATVIA	119 811	14 098	9 857
GREECE	3 728	791	545	LITHUANIA	111 311	15 806	11 063
PORTUGAL	5 213	680	471	POLAND	327 010	32 279	22 597
SPAIN	40 418	6 444	4 490	CZECH REPUBL	217 791	25 491	17 842
SWEDEN	12 170	1 569	1 081	SLOVAKIA	1 118	137	96
AUSTRIA	34 146	3 561	2 488	HUNGARY	5 051	581	410
EU	2 036 334	163 069	113 835	ROMANIA	2 786	207	142
NORWAY	5 889	509	356	ALBANIA	1 317	148	103
SWITZERLAND	54 629	5 142	3 584	UKRAINE	9 856	1 444	1 014
TURKEY	13 099	2 021	1 420	BELARUS	42 828	6 037	4 195
LITHUANIA	4 761	543	380	RUSSIA	136 234	21 323	14 796
POLAND	8 224	789	549	AZERBAIJAN	1 157	163	117
CZECH REPUBL	35 247	3 274	2 286	KAZAKHSTAN	10 270	1 575	1 097
SLOVAKIA	6 116	582	407	KYRGYZSTAN	459	73	48
HUNGARY	15 053	1 649	1 143	CROATIA	4 934	643	452
ROMANIA	326	47	34	BOS HERZEGOV	1 010	147	101
BULGARIA	2 390	373	264	MOROCCO	415 402	34 949	24 494
RUSSIA	34 861	4 148	2 893	TUNISIA	30 175	2 588	1 797
AZERBAIJAN	395	75	53	EGYPT	2 614	483	336
SLOVENIA	5 319	658	463	SUDAN	8 216	1 124	794
SERB MONTNEG	380	192	132	MAURITANIA	1 399	193	134
MACEDONIA	955	271	194	BURKINA FASO	699	97	66
MOROCCO	10 198	1 220	817	CAPE VERDE	1 573	218	151
CAPE VERDE	3 905	358	251	SENEGAL	161 222	14 871	10 259
BURUNDI	2 174	193	130	GAMBIA	1 638	236	168
TANZANIA	22 898	2 137	1 482	GUIN BISSAU	699	97	67
SOUTH AFRICA	4 333	416	285	SIERRA LEONE	1 224	170	118
USA	1 136	1 928	1 355	LIBERIA	398	61	42
MEXICO	801	2 279	1 605	IVORY COAST	2 983	408	283
GUATEMALA	31	77	54	GHANA	7 866	1 070	756
COLOMBIA	246	191	133	RWANDA	1 049	141	97
VENEZUELA	363	173	122	BURUNDI	1 049	146	102
BRAZIL	143	125	86	ANGOLA	3 990	709	504
CHILE	140	96	66	DJIBOUTI	460	57	39
ARGENTINA	75	100	70	MOZAMBIQUE	1 223	170	118
LEBANON	19	86	60	MADAGASCAR	524	73	50
JORDAN	4 315	339	235	MAURITIUS	1 049	145	101
SAUDI ARABIA	785	67	46	COMOROS	699	94	66
INDIA	45	173	121	MALAWI	614	76	52
				SOUTH AFRICA	19 771	1 965	1 403
				LESOTHO	1 573	218	151
				USA	963	494	345

6 IMPORTS AND EXPORTS (SPECIAL TRADE) BY GROUPS OF THE SITC-REV. III AND BY COUNTRIES OF PRODUCTION AND CONSUMPTION 1995

GROUP COUNTRY	DT = 100 KG	1 000 DM	1 000 \$	GROUP COUNTRY	DT = 100 KG	1 000 DM	1 000 \$
MEXICO	10 044	960	675	CANADA	167	58	40
TRINIDAD TOB	1 915	287	200	MEXICO	312	70	48
PERU	6 665	988	686	HONDURAS	228	46	31
BRAZIL	24 475	2 353	1 684	VENEZUELA	171	297	206
CYPRUS	9 000	739	527	BRAZIL	468	285	196
LEBANON	2 622	363	255	ARGENTINA	180	128	89
SYRIA	1 573	218	149	ISRAEL	351	120	79
IRAN	201	96	68	SAUDI ARABIA	203	42	30
ISRAEL	5 203	659	463	KUWAIT	117	108	79
JORDAN	360	52	36	INDONESIA	3 405	413	288
PAKISTAN	9 966	1 364	963	SINGAPORE	136	72	50
INDIA	120 126	11 275	7 927	CHINA	48 469	4 358	3 123
BANGLADESH	17 520	2 386	1 632	SOUTH KOREA	293	407	283
INDONESIA	1 540	270	190	JAPAN	10	64	45
MALAYSIA	13 253	1 206	864	AUSTRALIA	456	230	163
MONGOLIA	13 735	2 297	1 596	UNID COUNTR	328	60	41
CHINA	1 790 315	171 053	119 741				
JAPAN	7 655	817	587				
TAIWAN	4 276	596	418				
HONG KONG	453 621	43 160	30 348				
AUSTRALIA	142	81	57				
FIJI	25 762	2 409	1 691				
422 FIXED VEG.FAT,OILS,OTHER				431 ANIMAL,VEG.FATS,OILS,NES			
IMPORTS	7 430 990	793 641	554 176	IMPORTS	5 661 719	564 704	395 144
FRANCE	23 175	4 064	2 854	FRANCE	151 868	17 162	12 007
BELGIUM LUX	112 663	16 577	11 564	BELGIUM LUX	571 919	62 748	43 903
NETHERLANDS	687 693	83 051	57 952	NETHERLANDS	1 917 899	179 869	125 671
ITALY	180 966	46 177	32 177	ITALY	419 284	43 588	30 556
UNTD KINGDOM	53 060	7 288	5 093	UNTD KINGDOM	104 934	12 473	8 750
DENMARK	66 859	11 141	7 796	DENMARK	160 328	20 895	14 594
SPAIN	1 977	878	617	PORTUGAL	4 585	232	200
SWEDEN	138	54	34	SPAIN	47 685	5 753	4 024
AUSTRIA	1 515	1 658	1 169	SWEDEN	152 985	14 962	10 487
EU	1 128 048	170 870	119 258	FINLAND	35 120	3 816	2 672
SWITZERLAND	612	906	630	AUSTRIA	135 718	9 186	6 439
TURKEY	61	45	30	EU	3 702 776	370 776	259 326
LITHUANIA	6 372	834	593	NORWAY	50 960	6 759	4 728
POLAND	318	1 379	973	SWITZERLAND	117 994	8 116	5 646
HUNGARY	420	329	228	POLAND	215 217	11 747	8 256
SLOVENIA	101	99	66	CZECH REPUB	151 736	10 920	7 638
IVORY COAST	189 631	17 845	12 560	SLOVAKIA	6 027	512	359
GHANA	49 520	4 178	2 949	HUNGARY	32 882	2 003	1 401
NIGERIA	13 503	1 492	1 001	ROMANIA	47 078	3 099	2 171
ZAIRE	8 313	835	600	BULGARIA	7 432	453	318
KENYA	210	88	61	UKRAINE	950	482	336
MADAGASCAR	209	62	43	RUSSIA	200	100	71
SOUTH AFRICA	983	591	412	SLOVENIA	9 655	544	383
USA	20 672	7 483	5 205	CROATIA	9 644	618	430
BRAZIL	17 131	2 311	1 560	MACEDONIA	4 102	258	181
CHILE	55	165	113	MOROCCO	9 160	643	457
PARAGUAY	430	76	53	SENEGAL	92	48	32
ARGENTINA	4 735	1 039	722	CENT AFR REP	528	426	295
ISRAEL	5 295	836	559	ETHIOPIA	559	364	252
INDIA	214 135	25 751	18 112	USA	54 615	6 993	4 910
INDONESIA	2 904 631	277 641	193 896	CANADA	3 596	255	180
MALAYSIA	1 172 411	113 086	78 944	MEXICO	2 056	1 031	718
PHILIPPINES	1 567 246	152 218	106 182	BRAZIL	37 734	15 945	11 101
CHINA	3 851	1 076	754	URUGUAY	3 108	71	50
JAPAN	323	546	388	ARGENTINA	3 483	970	679
AUSTRALIA	450	228	158	INDIA	13 668	3 239	2 260
PAPUA NEW G	89 779	8 353	5 878	BANGLADESH	125	61	44
SOLOMON IS	14 898	1 412	990	THAILAND	980	184	131
WEST SAMOA	2 079	212	150	INDONESIA	271 961	29 137	20 629
FR POLYNESIA	14 149	1 535	1 028	MALAYSIA	634 970	58 450	40 944
EXPORTS	1 423 335	171 255	119 691	SINGAPORE	912	212	142
FRANCE	193 574	24 481	17 151	PHILIPPINES	250 433	25 009	17 407
BELGIUM LUX	35 010	6 556	4 581	CHINA	9 253	4 160	2 896
NETHERLANDS	435 971	39 283	27 388	JAPAN	70	110	76
ITALY	152 261	20 204	14 092	AUSTRALIA	9 645	547	378
UNTD KINGDOM	25 591	5 156	3 598	NEW ZEALAND	559	334	231
IRELAND	621	358	248	EXPORTS	5 800 003	662 444	462 001
DENMARK	59 065	8 413	5 862	FRANCE	496 738	71 196	49 710
GREECE	3 921	740	514	BELGIUM LUX	293 090	36 768	25 760
PORTUGAL	756	242	170	NETHERLANDS	2 186 829	186 505	130 026
SPAIN	44 118	4 642	3 250	ITALY	239 349	32 933	22 920
SWEDEN	4 985	556	384	UNTD KINGDOM	211 763	31 518	22 003
FINLAND	6 982	845	588	IRELAND	2 099	814	565
AUSTRIA	72 673	10 296	7 197	DENMARK	1 027 092	83 229	57 894
EU	1 035 528	121 772	85 023	GREECE	24 605	5 341	3 726
NORWAY	8 238	1 106	773	PORTUGAL	10 716	1 879	1 298
SWITZERLAND	26 260	5 287	3 692	SPAIN	164 957	21 905	15 248
TURKEY	909	251	175	SWEDEN	142 915	18 380	12 799
ESTONIA	1 039	125	85	FINLAND	21 191	3 979	2 771
LITHUANIA	3 510	487	341	AUSTRIA	145 334	19 582	13 648
POLAND	140 684	17 120	12 002	EU	4 966 678	514 029	358 368
CZECH REPUB	100 938	10 691	7 467	ICELAND	4 056	395	276
SLOVAKIA	2 371	331	231	NORWAY	11 555	1 963	1 370
HUNGARY	16 632	2 364	1 657	SWITZERLAND	51 288	13 141	9 203
ROMANIA	6 971	948	663	TURKEY	18 212	3 871	2 708
BULGARIA	2 613	413	288	ESTONIA	552	71	49
RUSSIA	3 199	445	308	LATVIA	1 596	274	191
SLOVENIA	2 444	361	251	LITHUANIA	3 211	465	324
CROATIA	3 435	504	353	POLAND	246 069	34 115	23 810
SERB MONTNEG	5 021	642	440	CZECH REPUB	45 092	5 743	3 993
ALGERIA	5 044	677	471	SLOVAKIA	6 616	1 023	712
TUNISIA	108	44	33	HUNGARY	37 350	5 904	4 122
EGYPT	174	73	51	ROMANIA	13 975	2 333	1 636
SUDAN	118	46	32	BULGARIA	40 351	6 319	4 399
TANZANIA	468	48	31	UKRAINE	4 296	558	366
SOUTH AFRICA	84	75	51	BELARUS	690	142	100
USA	775	280	195	RUSSIA	37 516	6 201	4 326
				KAZAKHSTAN	405	63	44
				SLOVENIA	8 086	1 645	1 149
				CROATIA	7 812	1 477	1 035
				SERB MONTNEG	186	85	62
				MACEDONIA	1 734	471	329
				MOROCCO	6 240	1 199	839

6 IMPORTS AND EXPORTS (SPECIAL TRADE) BY GROUPS OF THE SITC-REV. III AND BY COUNTRIES OF PRODUCTION AND CONSUMPTION 1995

GROUP COUNTRY	DT = 100 KG	1 000 DM	1 000 \$	GROUP COUNTRY	DT = 100 KG	1 000 DM	1 000 \$
ALGERIA	2 424	466	329	TAIWAN	452	121	82
TUNISIA	9 458	1 448	1 007	EXPORTS	28 274 157	2 150 001	1 504 111
LIBYA	3 731	1 368	949	FRANCE	2 325 042	206 273	144 378
EGYPT	5 789	1 499	1 045	BELGIUM LUX	7 845 663	528 171	370 282
MALI	450	51	35	NETHERLANDS	6 502 458	397 306	278 141
SENEGAL	1 139	176	122	ITALY	1 266 017	155 514	108 806
SIERRA LEONE	2 899	244	169	UNITD KINGDOM	1 576 868	132 624	92 729
IVORY COAST	2 630	417	291	IRELAND	24 165	3 466	2 418
NIGERIA	4 355	689	489	DENMARK	27 034	7 729	5 397
CAMEROON	1 139	155	110	GREECE	137 136	15 905	11 162
ZAIRE	334	59	41	PORTUGAL	237 729	23 697	16 754
ETHIOPIA	5 577	573	398	SPAIN	621 667	65 474	45 856
KENYA	591	93	67	SWEDEN	645 097	82 392	57 362
TANZANIA	5 840	532	377	FINLAND	26 642	4 612	3 205
MADAGASCAR	1 277	201	141	AUSTRIA	177 414	27 693	19 388
MAURITIUS	5 557	831	587	EU	21 412 932	1 650 856	1 155 878
SOUTH AFRICA	6 769	1 828	1 274	ICELAND	244	70	46
USA	21 350	5 350	3 728	NORWAY	92 106	5 340	3 792
CANADA	979	253	176	SWITZERLAND	470 897	57 354	40 155
MEXICO	1 519	410	285	TURKEY	92 713	11 632	8 182
GUATEMALA	724	199	139	ESTONIA	1 026	228	158
EL SALVADOR	1 432	298	209	LITHUANIA	111	62	43
COSTA RICA	199	97	69	POLAND	1 630 297	115 751	80 851
CUBA	123	78	55	CZECH REPUB	426 846	36 890	25 706
HAITI	328	85	60	SLOVAKIA	305 069	18 001	12 580
DOMINIC REP	892	185	127	HUNGARY	75 202	9 591	6 701
COLOMBIA	2 794	575	398	ROMANIA	32 904	2 372	1 641
VENEZUELA	5 429	879	620	BULGARIA	5 383	437	302
ECUADOR	951	196	137	UKRAINE	21 596	1 622	1 133
PERU	536	122	84	BELARUS	192 880	7 491	5 280
BRAZIL	9 406	2 247	1 562	RUSSIA	16 882	2 422	1 676
CHILE	2 056	457	316	AZERBAIJAN	15	46	32
ARGENTINA	769	545	383	SLOVENIA	9 051	3 230	2 244
CYPRUS	4 565	948	664	CROATIA	120 881	6 915	4 749
LEBANON	3 159	461	324	SERB MONTNEG	119	229	159
SYRIA	3 083	547	388	MACEDONIA	2 872	483	340
IRAN	13 694	2 408	1 677	MOROCCO	2 726	504	347
ISRAEL	7 118	1 442	1 019	ALGERIA	5 393	469	320
JORDAN	2 799	471	328	TUNISIA	4 607	583	407
SAUDI ARABIA	45 576	8 114	5 655	LIBYA	260	54	37
ARAB EMIRAT	1 428	313	217	EGYPT	10 249	1 365	941
YEMEN	500	92	65	SENEGAL	1 596	150	99
PAKISTAN	2 537	692	488	IVORY COAST	1 892	441	303
INDIA	2 678	587	415	GHANA	3 289	553	394
BANGLADESH	467	92	67	NIGERIA	4 510	800	565
THAILAND	6 049	1 226	869	CAMEROON	2 902	311	217
INDONESIA	10 459	2 005	1 406	GABON	407	48	33
MALAYSIA	3 838	796	551	KENYA	3 965	512	358
SINGAPORE	4 411	815	569	TANZANIA	392	49	34
PHILIPPINES	1 526	297	208	MADAGASCAR	57	75	51
MONGOLIA	342	51	32	MAURITIUS	675	166	118
CHINA	1 330	331	228	ZIMBABWE	1 043	101	68
SOUTH KOREA	11 600	2 761	1 932	SOUTH AFRICA	34 225	4 714	3 298
JAPAN	21 499	7 642	5 335	USA	430 030	69 704	48 244
TAIWAN	1 293	355	246	CANADA	14 593	3 264	2 287
HONG KONG	22 195	4 599	3 223	MEXICO	19 181	2 518	1 722
AUSTRALIA	2 724	829	581	GUATEMALA	348	100	69
NEW ZEALAND	395	117	82	EL SALVADOR	220	91	64
UNID COUNTR	262	44	32	COSTA RICA	1 487	244	167
				CUBA	83	45	30
511 HYDROCARBONS,NES,DERIVTS				COLOMBIA	3 891	1 199	838
IMPORTS	24 982 844	2 274 827	1 595 091	VENEZUELA	4 811	745	520
FRANCE	1 861 519	244 738	171 331	ECUADOR	320	85	59
BELGIUM LUX	6 868 810	536 453	375 921	PERU	5 494	1 469	1 032
NETHERLANDS	8 407 972	697 530	489 585	BRAZIL	88 888	12 311	8 582
ITALY	352 341	46 761	32 783	CHILE	2 610	1 149	800
UNITD KINGDOM	2 325 577	193 936	136 167	URUGUAY	1 416	231	161
IRELAND	282	556	383	ARGENTINA	6 531	1 500	1 042
DENMARK	1 159	67	46	CYPRUS	542	188	126
PORTUGAL	85 053	8 005	5 705	LEBANON	1 617	237	161
SPAIN	737 601	73 434	51 710	SYRIA	3 191	483	329
SWEDEN	5 204	533	372	IRAN	6 916	1 150	789
FINLAND	29 185	3 025	2 125	ISRAEL	187 618	15 179	10 662
AUSTRIA	22 487	3 178	2 237	JORDAN	2 329	268	187
EU	20 897 399	1 808 231	1 268 375	SAUDI ARABIA	40 859	5 450	3 785
NORWAY	364 716	37 092	25 726	KUWAIT	3 561	657	462
SWITZERLAND	59 621	14 196	9 890	BAHRAIN	1 141	246	168
TURKEY	35 426	4 962	3 544	QATAR	869	160	112
LITHUANIA	8	50	33	ARAB EMIRAT	13 955	1 701	1 178
POLAND	94 483	7 460	5 216	OMAN	187	43	32
CZECH REPUB	611 606	38 558	27 038	AFGHANISTAN	18	43	31
SLOVAKIA	52 490	2 316	1 614	PAKISTAN	1 607	401	285
HUNGARY	207 204	10 468	7 314	INDIA	61 800	7 474	5 214
BULGARIA	62 813	3 689	2 633	BANGLADESH	790	150	102
UKRAINE	26 860	2 804	1 982	SRI LANKA	589	191	132
BELARUS	27 489	4 573	3 182	THAILAND	12 459	3 088	2 168
RUSSIA	553 536	67 650	47 220	VIETNAM	1 367	307	216
MOROCCO	31 080	2 077	1 496	INDONESIA	24 266	5 199	3 619
ALGERIA	42 561	3 019	2 081	MALAYSIA	11 059	1 901	1 326
LIBYA	109 188	8 277	5 813	SINGAPORE	98 134	7 172	4 994
USA	909 555	137 775	96 888	PHILIPPINES	8 534	1 673	1 164
CANADA	307 786	18 735	13 156	CHINA	10 593	1 493	1 015
NICARAGUA	910	55	38	SOUTH KOREA	57 243	8 279	5 798
COSTA RICA	4 523	624	443	JAPAN	83 368	38 238	26 796
BRAZIL	223 390	16 150	11 053	TAIWAN	27 258	5 357	3 744
ARGENTINA	87 161	12 229	8 602	HONG KONG	21 038	3 095	2 167
IRAN	14 414	745	486	AUSTRALIA	18 460	2 697	1 875
ISRAEL	62 106	5 859	4 147	NEW ZEALAND	2 267	322	221
SAUDI ARABIA	50 539	2 840	2 003	UNID COUNTR	214	89	60
INDIA	9 297	2 566	1 806				
SINGAPORE	63 163	6 709	4 597				
CHINA	10 546	3 088	2 148				
SOUTH KOREA	14 800	1 939	1 342				
JAPAN	246 978	49 883	35 084				

6 IMPORTS AND EXPORTS (SPECIAL TRADE) BY GROUPS OF THE SITC-REV. III AND BY COUNTRIES OF PRODUCTION AND CONSUMPTION 1995

GROUP COUNTRY	DT = 100 KG	1 000 DM	1 000 \$	GROUP COUNTRY	DT = 100 KG	1 000 DM	1 000 \$
512 ALCOHOL, PHENOL, ETC. DERIV				SERB MONTNEG			
IMPORTS	13 441 192	1 487 731	1 039 401	MACEDONIA	1 186	1 062	752
FRANCE	2 114 222	322 738	225 633	MOROCCO	3 612	796	558
BELGIUM LUX	1 288 959	152 931	106 928	ALGERIA	6 680	1 749	1 221
NETHERLANDS	5 126 973	317 780	221 707	TUNISIA	10 106	2 919	2 029
ITALY	297 324	62 469	43 632	EGYPT	7 702	1 258	879
UNITED KINGDOM	467 035	79 937	55 997	SUDAN	21 193	3 660	2 557
IRELAND	37	196	140	SENEGAL	461	131	90
DENMARK	11 374	1 709	1 186	IVORY COAST	647	247	171
SPAIN	95 417	29 936	20 944	GHANA	3 747	1 182	824
SWEDEN	104 886	26 991	18 929	NIGERIA	289	109	73
FINLAND	20 269	6 336	4 461	CAMEROON	23 091	5 537	3 853
AUSTRIA	5 489	1 968	1 391	ZAIRE	1 303	451	320
EU	9 532 274	1 003 021	701 028	ETHIOPIA	856	286	203
NORWAY	16 605	3 036	2 136	KENYA	134	57	37
SWITZERLAND	128 608	46 155	32 237	TANZANIA	2 654	714	487
LITHUANIA	12 740	1 020	725	MADAGASCAR	1 359	491	341
POLAND	485 546	80 226	56 159	MAURITIUS	942	260	178
CZECH REPUBL	125 123	21 163	14 744	ZIMBABWE	518	49	34
SLOVAKIA	73 708	10 629	7 461	SOUTH AFRICA	2 029	303	213
HUNGARY	1 913	497	338	USA	138 898	31 974	22 475
ROMANIA	19 258	1 991	1 382	CANADA	930 583	274 628	191 812
BULGARIA	441	43	30	MEXICO	19 910	5 482	3 840
UKRAINE	758	287	201	GUATEMALA	290 972	38 105	26 898
BELARUS	16 497	2 030	1 446	HONDURAS	1 543	799	561
RUSSIA	761 050	52 100	36 422	EL SALVADOR	385	168	120
CROATIA	699	93	65	COSTA RICA	1 363	272	190
MOROCCO	806	128	90	CUBA	1 293	800	560
ALGERIA	205	62	43	HAITI	169	104	71
TUNISIA	947	288	206	DOMINIC REP	154	44	31
LIBYA	9 999	254	184	JAMAICA	2 250	616	432
SENEGAL	497	83	59	TRINIDAD TOB	375	93	66
IVORY COAST	23 315	4 442	3 106	COLOMBIA	222	91	63
GHANA	900	126	87	VENEZUELA	27 093	5 723	4 027
NIGERIA	16 671	2 434	1 719	ECUADOR	24 329	5 509	3 843
SOUTH AFRICA	141	54	38	PERU	1 730	780	543
USA	496 954	89 605	62 595	BRAZIL	1 671	875	600
MEXICO	947	962	670	CHILE	208 513	60 053	41 985
TRINIDAD TOB	54 041	1 211	840	BOLIVIA	18 240	3 168	2 214
VENEZUELA	42 665	2 138	1 422	PARAGUAY	876	339	236
FRENCH GUIAN	8 473	687	477	URUGUAY	513	147	99
PERU	783	235	157	ARGENTINA	1 555	668	466
BRAZIL	60 657	7 377	5 117	CYPRUS	33 222	9 060	6 314
CHILE	512 362	21 052	14 517	LEBANON	528	178	125
ARGENTINA	1 787	168	118	SYRIA	1 050	455	317
IRAN	20 496	1 771	1 167	IRAN	4 825	950	660
ISRAEL	497	371	262	ISRAEL	64 979	15 646	10 949
SAUDI ARABIA	692 459	22 610	15 733	JORDAN	109 770	21 973	15 334
PAKISTAN	7 364	680	479	SAUDI ARABIA	3 953	1 124	786
INDIA	5 100	5 295	3 699	KUWAIT	20 473	4 665	3 284
INDONESIA	84 899	13 746	9 710	QATAR	751	79	57
MALAYSIA	47 005	7 720	5 360	ARAB EMIRAT	608	258	178
SINGAPORE	1 324	4 438	3 032	OMAN	5 651	1 790	1 251
PHILIPPINES	55 147	7 174	5 018	YEMEN	173	60	42
CHINA	12 305	12 082	8 421	PAKISTAN	541	139	94
SOUTH KOREA	494	523	370	INDIA	36 849	6 883	4 918
JAPAN	104 871	56 944	39 783	INDIA	110 788	27 401	19 157
TAIWAN	1 669	486	341	BANGLADESH	16 070	2 623	1 826
HONG KONG	80	88	63	SRI LANKA	843	334	238
AUSTRALIA	22	117	83	MYANMAR	288	313	224
EXPORTS	18 442 442	3 290 491	2 299 919	THAILAND	83 157	17 674	12 332
FRANCE	1 859 243	342 503	239 330	VIETNAM	805	117	80
BELGIUM LUX	1 960 002	310 887	217 530	INDONESIA	84 671	15 685	11 080
NETHERLANDS	3 650 091	478 595	333 831	MALAYSIA	15 812	7 064	4 931
ITALY	1 449 915	288 032	201 498	SINGAPORE	85 592	19 792	13 858
UNITED KINGDOM	1 202 775	242 247	169 202	PHILIPPINES	9 892	1 850	1 278
IRELAND	133 298	20 077	14 003	MONGOLIA	14 531	3 093	2 154
DENMARK	264 574	49 457	34 460	CHINA	218 108	36 154	25 551
GREECE	47 786	11 584	8 055	NORTH KOREA	514	160	113
PORTUGAL	38 812	9 679	6 755	SOUTH KOREA	174 762	36 354	25 360
SPAIN	575 323	122 441	85 482	JAPAN	534 720	122 091	85 433
SWEDEN	211 993	39 248	27 465	TAIWAN	878 132	134 978	94 815
FINLAND	65 253	14 469	10 151	HONG KONG	88 248	20 833	14 631
AUSTRIA	322 008	49 928	35 070	AUSTRALIA	99 160	21 244	14 776
EU	11 781 079	1 979 147	1 382 832	NEW ZEALAND	1 718	511	356
CANARY IS	139	93	66	UNID COUNTR	606	114	79
ICELAND	377	117	78	513 CARBOXYLIC ACIDS, DERIVTS			
NORWAY	73 713	14 872	10 411	IMPORTS	9 186 336	2 237 186	1 565 430
LIECHTENST	901	247	174	FRANCE	1 464 807	320 176	224 086
SWITZERLAND	670 302	135 728	94 684	BELGIUM LUX	1 759 241	317 199	221 653
TURKEY	177 112	37 486	26 131	NETHERLANDS	1 707 815	376 015	262 817
ESTONIA	134	102	72	ITALY	461 577	136 206	95 452
LATVIA	2 509	375	259	UNITED KINGDOM	1 048 299	241 107	168 636
LITHUANIA	982	238	165	IRELAND	53 469	54 161	37 839
POLAND	657 490	52 389	36 579	DENMARK	9 443	5 897	4 158
CZECH REPUBL	357 290	28 569	19 776	PORTUGAL	1 291	546	389
SLOVAKIA	13 924	6 816	4 764	SPAIN	296 438	69 716	48 863
HUNGARY	79 188	13 366	9 336	SWEDEN	142 367	35 246	24 606
ROMANIA	28 261	7 932	5 534	FINLAND	7 422	1 701	1 187
BULGARIA	17 412	4 646	3 252	AUSTRIA	420 951	96 510	68 008
UKRAINE	2 975	436	302	EU	7 372 920	1 654 480	1 157 694
BELARUS	21 529	3 272	2 304	NORWAY	20 926	4 337	3 033
MOLDOVA	1 765	293	207	LIECHTENST	20	184	129
RUSSIA	32 041	7 901	5 505	SWITZERLAND	118 294	108 718	75 930
GEORGIA	2 028	420	291	TURKEY	5 779	1 860	1 321
AZERBAIJAN	1 479	210	145	ESTONIA	12 770	1 248	868
KAZAKHSTAN	4 619	1 042	720	POLAND	100 848	21 618	15 255
UZBEKISTAN	7 942	1 309	912	CZECH REPUBL	309 420	64 383	45 135
TADJIKISTAN	786	169	117	SLOVAKIA	8 029	1 129	788
KYRGHYZSTAN	2 624	504	350	HUNGARY	111 791	19 012	13 337
SLOVENIA	29 731	6 347	4 442	ROMANIA	13 243	2 727	1 906
CROATIA	10 424	2 891	2 024	BULGARIA	1 140	288	206
				UKRAINE	49 194	5 912	4 155
				BELARUS	1 650	288	204

6 IMPORTS AND EXPORTS (SPECIAL TRADE) BY GROUPS OF THE SITC-REV. III AND BY COUNTRIES OF PRODUCTION AND CONSUMPTION 1995

GROUP COUNTRY	DT = 100 KG	1 000 DM	1 000 \$	GROUP COUNTRY	DT = 100 KG	1 000 DM	1 000 \$
RUSSIA	32 961	5 968	4 197	COLOMBIA	26 188	9 650	6 728
SLOVENIA	24 478	5 599	3 984	VENEZUELA	16 683	4 489	3 125
SOUTH AFRICA	1 543	527	367	ECUADOR	10 113	9 064	6 293
USA	451 031	151 614	105 883	PERU	13 102	6 801	4 769
CANADA	16 671	3 691	2 582	BRAZIL	100 843	33 025	23 024
MEXICO	60 085	21 731	15 186	CHILE	12 773	4 038	2 814
NICARAGUA	51	78	55	BOLIVIA	3 116	696	480
HAITI	655	507	338	PARAGUAY	1 577	604	419
BRAZIL	2 252	664	472	URUGUAY	9 260	2 017	1 395
CHILE	410	383	271	ARGENTINA	83 318	13 177	9 193
ARGENTINA	5 193	2 066	1 450	CYPRUS	841	397	269
ISRAEL	12 537	6 257	4 357	LEBANON	3 606	1 062	734
JORDAN	49	59	41	SYRIA	5 255	2 066	1 453
INDIA	12 378	4 354	3 034	IRAN	26 767	8 152	5 577
INDONESIA	6 851	1 152	803	ISRAEL	149 362	33 178	23 170
MALAYSIA	65 550	7 940	5 551	JORDAN	3 103	1 018	708
SINGAPORE	245	127	89	SAUDI ARABIA	17 716	5 361	3 725
CHINA	149 217	46 948	32 818	KUWAIT	2 842	604	421
NORTH KOREA	9 280	47	33	QATAR	1 509	2 111	1 485
SOUTH KOREA	9 510	3 326	2 329	ARAB EMIRAT	7 971	1 758	1 216
JAPAN	198 205	84 488	59 211	OMAN	588	127	86
TAIWAN	8 502	2 393	1 680	YEMEN	877	237	170
HONG KONG	425	280	199	PAKISTAN	53 240	10 667	7 419
AUSTRALIA	1 001	529	349	INDIA	117 972	30 410	21 141
NEW ZEALAND	33	208	145	BANGLADESH	19 577	3 930	2 758
EXPORTS	14 491 988	3 279 120	2 289 947	SRI LANKA	5 707	793	555
FRANCE	1 532 855	390 611	272 722	NEPAL	3 901	944	672
BELGIUM LUX	1 686 654	283 916	198 447	MYANMAR	274	86	59
NETHERLANDS	2 351 841	422 271	295 018	THAILAND	93 486	17 283	12 035
ITALY	1 601 079	334 591	233 739	LAOS	55	52	37
UNTD KINGDOM	1 350 811	335 939	234 889	VIETNAM	8 746	1 997	1 398
IRELAND	56 894	16 163	11 292	INDONESIA	53 295	38 770	27 115
DENMARK	148 646	36 542	25 544	MALAYSIA	41 624	7 252	5 009
GREECE	116 197	25 199	17 574	SINGAPORE	64 861	14 839	10 373
PORTUGAL	50 454	12 612	8 800	PHILIPPINES	28 281	8 526	5 969
SPAIN	548 376	132 536	92 558	CHINA	167 673	31 086	21 633
SWEDEN	227 378	57 043	39 816	SOUTH KOREA	213 149	43 685	30 560
FINLAND	87 602	26 368	18 498	JAPAN	265 795	75 718	52 801
AUSTRIA	268 934	71 748	50 185	TAIWAN	181 794	29 844	20 753
EU	10 027 721	2 145 539	1 499 082	HONG KONG	239 988	50 000	35 278
CANARY IS	101	125	83	AUSTRALIA	62 185	26 169	17 957
ICELAND	86	50	31	NEW ZEALAND	7 352	1 746	1 216
NORWAY	124 674	18 613	12 970	UNID COUNTR	658	199	138
LIECHTENST	39	133	93	514 NITROGEN-FUNCT.COMPOUNDS			
SWITZERLAND	683 857	177 914	124 327	IMPORTS	7 266 760	3 335 855	2 336 961
MALTA	258	129	93	FRANCE	1 791 931	557 474	390 761
TURKEY	178 941	42 450	29 673	BELGIUM LUX	1 576 798	434 582	304 201
ESTONIA	922	376	257	NETHERLANDS	1 070 386	216 887	151 934
LATVIA	869	380	266	ITALY	155 688	319 385	222 613
LITHUANIA	587	224	151	UNTD KINGDOM	1 241 822	663 446	468 055
POLAND	58 927	16 413	11 440	IRELAND	62 935	53 640	37 398
CZECH REPUBL	100 806	24 531	17 252	DENMARK	11 285	7 837	5 515
SLOVAKIA	181 784	36 300	25 372	PORTUGAL	5 605	1 038	726
HUNGARY	55 283	21 250	14 829	SPAIN	69 166	53 237	37 213
ROMANIA	22 029	5 683	3 972	SWEDEN	36 987	28 516	20 064
BULGARIA	30 688	8 411	5 872	FINLAND	1 803	5 257	3 583
ALBANIA	105	91	63	AUSTRIA	24 515	10 798	7 562
UKRAINE	7 241	2 211	1 530	EU	6 048 988	2 352 112	1 649 635
BELARUS	346	312	208	ICELAND	26	783	532
MOLDOVA	1 626	442	310	NORWAY	11 700	39 299	27 168
RUSSIA	20 438	6 961	4 875	LIECHTENST	2	61	42
KAZAKHSTAN	282	153	107	SWITZERLAND	33 387	257 550	180 063
SLOVENIA	33 412	9 010	6 288	TURKEY	5 614	1 603	1 118
CROATIA	14 265	4 390	3 041	POLAND	136 801	22 856	16 059
SERB MONTNEG	347	574	404	CZECH REPUBL	74 976	34 860	24 409
MACEDONIA	12 869	3 734	2 594	SLOVAKIA	26 013	9 990	7 027
MOROCCO	22 812	4 931	3 473	HUNGARY	80 507	31 357	21 938
ALGERIA	10 227	3 676	2 589	ROMANIA	149	218	152
TUNISIA	10 093	3 504	2 438	BULGARIA	2 035	57	41
LIBYA	7 299	2 127	1 479	UKRAINE	50	257	174
EGYPT	26 498	8 157	5 615	BELARUS	18 955	3 189	2 270
SUDAN	902	209	142	RUSSIA	46 469	8 955	6 228
SENEGAL	71	82	56	SLOVENIA	2 019	815	561
IVORY COAST	5 568	1 392	980	CROATIA	977	1 110	771
GHANA	513	239	171	EGYPT	835	518	355
TOGO	107	47	33	SOUTH AFRICA	147	224	160
NIGERIA	6 209	1 588	1 088	USA	403 694	199 710	139 524
CAMEROON	1 253	190	131	CANADA	1 131	650	439
GABON	476	58	41	MEXICO	13 151	4 220	2 955
ZAIRE	26	51	32	COLOMBIA	1 971	698	489
BURUNDI	205	110	76	VENEZUELA	908	312	216
ETHIOPIA	1 673	403	279	BRAZIL	8 971	2 715	1 865
KENYA	2 122	883	618	CHILE	475	109	78
TANZANIA	628	242	173	ARGENTINA	3 711	1 359	957
MOZAMBIQUE	173	63	45	ISRAEL	2 584	4 145	2 873
MADAGASCAR	488	182	127	JORDAN	135	62	44
REUNION	238	64	46	INDIA	45 164	38 408	26 846
MAURITIUS	264	255	179	THAILAND	601	166	114
ZIMBABWE	333	62	42	VIETNAM	2 524	400	282
SOUTH AFRICA	38 364	11 789	8 154	INDONESIA	33 289	10 653	7 444
USA	573 315	146 544	102 292	SINGAPORE	58	45	32
CANADA	24 785	12 856	8 948	PHILIPPINES	1 004	382	270
MEXICO	46 444	11 888	8 255	CHINA	66 153	44 199	30 852
GUATEMALA	14 745	3 870	2 615	NORTH KOREA	240	59	42
HONDURAS	453	102	73	SOUTH KOREA	44 557	24 135	16 846
EL SALVADOR	1 700	555	379	JAPAN	135 852	232 478	162 516
COSTA RICA	3 397	631	437	TAIWAN	10 025	4 595	3 212
PANAMA	537	197	137	HONG KONG	780	421	280
CUBA	873	461	320	AUSTRALIA	26	49	34
HAITI	190	48	30	EXPORTS	9 368 619	4 344 867	3 036 749
DOMINIC REP	1 272	346	235	FRANCE	1 169 676	408 990	285 862
JAMAICA	283	102	73				
BARBADOS	5	453	313				
NETH ANTILL	693	208	147				

6 IMPORTS AND EXPORTS (SPECIAL TRADE) BY GROUPS OF THE SITC-REV. III AND BY COUNTRIES OF PRODUCTION AND CONSUMPTION 1995

GROUP COUNTRY	DT = 100 KG	1 000 DM	1 000 \$	GROUP COUNTRY	DT = 100 KG	1 000 DM	1 000 \$
BELGIUM LUX	1 108 557	274 516	189 773	PHILIPPINES	8 103	12 142	8 484
NETHERLANDS	1 934 646	669 120	471 097	CHINA	228 068	57 757	40 349
ITALY	785 762	343 209	239 988	NORTH KOREA	328	663	462
UNTD KINGDOM	413 966	248 228	173 364	SOUTH KOREA	123 216	64 127	44 772
IRELAND	26 049	14 411	10 027	JAPAN	193 285	309 178	216 268
DENMARK	97 182	32 920	23 038	TAIWAN	87 781	39 399	27 487
GREECE	19 620	21 734	15 153	HONG KONG	101 548	37 843	26 553
PORTUGAL	22 300	21 958	15 298	AUSTRALIA	31 107	13 482	9 437
SPAIN	555 647	221 157	154 480	NEW ZEALAND	4 611	2 013	1 398
SWEDEN	106 200	39 165	27 377	UNID COUNTR	275	159	110
FINLAND	58 822	16 606	11 600				
AUSTRIA	119 409	69 528	48 538	515 ORGANO-INORGANIC COMPNDS			
EU	6 417 836	2 381 542	1 685 595	IMPORTS	3 166 627	3 390 967	2 375 221
ICELAND	89	60	43	FRANCE	304 247	186 841	130 989
NORWAY	28 813	18 581	12 973	BELGIUM LUX	1 409 162	374 854	262 388
LIECHTENST	430	360	248	NETHERLANDS	185 226	126 142	87 441
SWITZERLAND	390 764	277 939	194 207	ITALY	62 666	103 452	72 493
MALTA	177	171	119	UNTD KINGDOM	137 992	237 748	165 154
SAN MARINO	123	135	95	IRELAND	7 597	253 294	177 278
TURKEY	87 307	42 158	29 360	DENMARK	6 471	15 966	11 134
ESTONIA	59	94	66	PORTUGAL	388	306	214
LATVIA	400	388	274	SPAIN	16 035	29 525	20 557
LITHUANIA	60 039	26 931	18 733	SWEDEN	8 262	8 668	6 089
POLAND	50 310	28 256	19 717	FINLAND	118	931	637
CZECH REPUB	6 575	2 806	1 956	AUSTRIA	94 489	36 427	25 489
HUNGARY	122 375	35 289	24 678	EU	2 232 667	1 374 198	959 892
ROMANIA	8 860	4 083	2 889	ICELAND	6	174	125
BULGARIA	6 996	3 913	2 735	NORWAY	657	1 738	1 227
ALBANIA	373	120	85	SWITZERLAND	32 346	1 019 353	718 190
UKRAINE	48 335	13 249	9 265	TURKEY	26	81	57
BELARUS	5 870	1 875	1 279	LATVIA	247	193	129
RUSSIA	29 166	15 410	10 747	LITHUANIA	1 014	460	321
UZBEKISTAN	1 520	1 057	690	POLAND	85 593	18 759	13 192
SLOVENIA	11 974	6 280	4 393	CZECH REPUB	88 334	22 677	15 987
CROATIA	9 946	5 703	3 991	SLOVAKIA	8 421	4 669	3 226
SERB MONTNEG	2 517	2 753	1 913	HUNGARY	21 282	17 902	12 487
MACEDONIA	1 144	903	635	ROMANIA	41 161	10 437	7 319
MOROCCO	12 552	4 844	3 393	BULGARIA	4 471	693	482
ALGERIA	1 278	630	489	UKRAINE	6 052	3 024	2 134
TUNISIA	3 527	1 242	865	BELARUS	37 786	7 306	5 155
LIBYA	643	339	238	RUSSIA	128 406	49 703	34 694
EGYPT	8 123	7 947	5 562	UZBEKISTAN	2 428	466	325
SENEGAL	1 010	385	276	SLOVENIA	4 815	3 269	2 281
IVORY COAST	1 376	2 219	1 541	CROATIA	93	505	343
GHANA	5 514	8 640	6 123	EGYPT	4	78	56
NIGERIA	30 696	12 965	9 065	SOUTH AFRICA	11 354	2 488	1 727
CAMEROON	113	79	53	USA	113 171	334 714	234 110
GABON	401	159	113	CANADA	959	4 625	3 231
CONGO	50	58	40	MEXICO	1 105	2 456	1 711
ZAIRE	499	304	208	HAITI	80	100	66
ETHIOPIA	1 401	420	280	BAHAMAS		104	72
KENYA	11 846	4 163	2 924	DOMINICA	100	152	109
TANZANIA	730	279	197	COLOMBIA	51	71	50
MAURITIUS	1 249	783	552	BRAZIL	5 576	8 126	5 698
ZIMBABWE	1 304	515	353	ARGENTINA	8	269	186
MALAWI	390	152	108	ISRAEL	1 864	1 848	1 307
SOUTH AFRICA	56 871	23 849	16 647	SAUDI ARABIA	19 979	4 126	2 891
USA	437 243	402 777	280 822	INDIA	33 347	35 025	24 382
CANADA	35 725	9 558	6 642	THAILAND	4 095	840	582
MEXICO	22 750	38 684	26 973	INDONESIA	36 094	6 096	4 184
GUATEMALA	15 789	6 645	4 631	SINGAPORE	905	69 175	48 400
HONDURAS	134	81	58	PHILIPPINES	60	64	44
EL SALVADOR	772	1 854	1 287	CHINA	103 604	106 223	74 183
NICARAGUA	72	72	47	SOUTH KOREA	24 641	30 328	21 228
COSTA RICA	890	713	490	JAPAN	104 936	243 661	170 142
PANAMA	414	171	116	TAIWAN	7 650	2 382	1 678
CUBA	181	548	383	HONG KONG	1 232	2 353	1 569
DOMINIC REP	1 206	631	441	EXPORTS	3 573 758	5 158 548	3 600 374
BARBADOS	71	912	639	FRANCE	421 555	522 410	364 657
TRINIDAD TOB	56	61	44	BELGIUM LUX	512 787	216 395	151 038
COLOMBIA	51 877	30 706	21 376	NETHERLANDS	321 230	211 540	147 791
VENEZUELA	23 017	12 775	8 877	ITALY	394 858	426 210	298 488
ECUADOR	1 595	4 462	3 126	UNTD KINGDOM	222 030	259 237	181 281
PERU	1 821	2 627	1 838	IRELAND	21 208	52 329	36 442
BRAZIL	72 351	94 423	65 920	DENMARK	26 594	24 868	17 392
CHILE	4 139	5 547	3 869	GREECE	18 056	34 878	24 457
BOLIVIA	355	337	232	PORTUGAL	7 928	33 360	23 314
PARAGUAY	148	198	139	SPAIN	111 897	185 309	129 272
URUGUAY	882	712	492	SWEDEN	21 172	25 770	18 003
ARGENTINA	17 435	23 266	16 222	FINLAND	14 353	14 941	10 421
CYPRUS	1 550	739	517	AUSTRIA	69 184	84 156	59 013
LEBANON	4 801	1 849	1 306	EU	2 162 852	2 091 403	1 461 569
SYRIA	11 617	3 241	2 299	NORWAY	12 662	19 302	13 509
IRAN	24 459	12 360	8 620	LIECHTENST	19	65	45
ISRAEL	77 713	37 895	26 603	SWITZERLAND	174 234	302 597	210 684
JORDAN	4 572	1 726	1 210	FAEROE IS	5	52	36
SAUDI ARABIA	48 926	18 168	12 758	MALTA	55	271	188
KUWAIT	13 588	3 774	2 647	TURKEY	19 103	55 976	38 949
BAHRAIN	1 300	400	282	ESTONIA	55	480	340
QATAR	727	328	231	LATVIA	211	337	238
ARAB EMIRAT	8 008	3 528	2 460	LITHUANIA	217	256	177
OMAN	5 300	1 697	1 191	POLAND	16 682	21 449	14 915
YEMEN	4 736	1 730	1 194	CZECH REPUB	15 665	13 579	9 498
PAKISTAN	19 120	8 611	6 011	SLOVAKIA	9 209	8 746	6 079
INDIA	73 934	54 971	38 420	HUNGARY	26 050	22 754	15 836
BANGLADESH	1 217	725	505	ROMANIA	2 517	3 719	2 596
SRI LANKA	1 504	539	374	BULGARIA	3 240	3 618	2 532
NEPAL	208	140	94	ALBANIA	16	150	100
MYANMAR	440	87	60	UKRAINE	4 480	2 303	1 616
THAILAND	29 590	14 305	9 965	BELARUS	546	465	327
VIETNAM	365	242	167	MOLDOVA	293	364	256
INDONESIA	22 569	15 952	11 181	RUSSIA	8 515	7 608	5 299
MALAYSIA	16 652	7 966	5 595				
BRUNEI	71	145	103				
SINGAPORE	95 379	38 353	26 710				

6 IMPORTS AND EXPORTS (SPECIAL TRADE) BY GROUPS OF THE SITC-REV. III AND BY COUNTRIES OF PRODUCTION AND CONSUMPTION 1995

GROUP COUNTRY	DT = 100 KG	1 000 DM	1 000 \$	GROUP COUNTRY	DT = 100 KG	1 000 DM	1 000 \$
KAZAKHSTAN	1 085	392	258	CZECH REPUBL	15 654	5 832	4 080
UZBEKISTAN	57	357	254	SLOVAKIA	53 271	3 414	2 373
KYRGYZSTAN	300	64	45	HUNGARY	3 768	2 401	1 682
SLOVENIA	2 832	5 854	4 101	ROMANIA	3 393	827	583
CROATIA	10 124	7 073	4 957	BULGARIA	1 753	530	358
SERB MONTNEG	370	7 716	5 396	UKRAINE	380	77	52
MACEDONIA	281	810	563	BELARUS	10	345	244
MOROCCO	443	4 005	2 784	RUSSIA	29 372	6 149	4 278
ALGERIA	269	459	324	SLOVENIA	148 024	7 285	5 134
TUNISIA	195	517	361	CROATIA	74	136	96
LIBYA	161	143	98	ZAIRE	41	322	222
EGYPT	3 631	13 919	9 790	SOUTH AFRICA	64	1 001	704
SUDAN	50	120	84	USA	135 277	88 560	61 948
BURKINA FASO	763	547	391	CANADA	47	180	123
IVORY COAST	2 698	1 861	1 329	MEXICO	270	1 768	1 252
GHANA	49	90	62	BRAZIL	335	8 404	5 874
NIGERIA	1 754	3 540	2 482	ARGENTINA	141	12 990	9 083
ZAIRE	21	80	57	ISRAEL	1 498	4 123	2 857
BURUNDI	1 400	3 247	2 162	SAUDI ARABIA	309 189	12 114	8 453
ETHIOPIA	72	108	76	INDIA	10 237	11 947	8 289
KENYA	1 085	2 575	1 831	THAILAND	313	3 111	2 178
UGANDA	10	53	37	INDONESIA	390	330	236
MADAGASCAR	61	186	113	SINGAPORE	340	316	222
MAURITIUS	78	56	39	CHINA	18 409	20 495	14 270
ZIMBABWE	458	378	263	SOUTH KOREA	3 716	3 294	2 310
SOUTH AFRICA	78 703	50 855	35 524	JAPAN	48 835	79 572	55 587
USA	390 220	1 111 701	774 900	TAIWAN	3 320	7 297	5 111
CANADA	15 513	52 048	35 897	HONG KONG	30	262	174
MEXICO	9 348	41 901	29 125	AUSTRALIA	54	69	46
GUATEMALA	2 623	10 323	7 265	NEW ZEALAND	345	528	374
HONDURAS	94	148	106				
EL SALVADOR	662	6 926	4 801	EXPORTS	11 608 217	2 569 657	1 797 508
NICARAGUA	151	217	155	FRANCE	904 785	212 588	148 704
COSTA RICA	320	1 038	721	BELGIUM LUX	2 549 706	352 250	247 027
PANAMA	39	761	530	NETHERLANDS	3 447 634	415 843	291 343
CUBA	76	272	184	ITALY	787 069	180 735	126 383
BAHAMAS	114	1 142	822	UNITD KINGDOM	732 016	185 230	129 597
DOMINIC REP	450	864	608	IRELAND	11 416	17 144	12 017
DOMINICA	19	55	39	DENMARK	58 340	18 125	12 670
JAMAICA	173	101	70	GREECE	14 112	6 282	4 396
GRENADA	14	42	30	PORTUGAL	20 960	7 021	4 895
COLOMBIA	7 923	29 642	20 694	SPAIN	241 128	81 273	56 777
VENEZUELA	3 431	11 648	8 207	SWEDEN	238 845	41 000	28 700
GUYANA	1	46	33	FINLAND	72 339	18 794	13 096
SURINAME	154	50	35	AUSTRIA	88 018	30 251	21 086
ECUADOR	1 159	5 264	3 691	EU	9 166 368	1 566 536	1 096 691
PERU	1 442	4 271	2 969	ICELAND	232	186	125
BRAZIL	60 238	167 290	117 221	NORWAY	59 577	17 963	12 563
CHILE	1 615	6 798	4 624	LIECHTENST	11	90	64
BOLIVIA	174	548	381	SWITZERLAND	729 219	246 636	172 219
PARAGUAY	864	1 955	1 367	MALTA	114	103	75
URUGUAY	810	6 663	4 679	TURKEY	103 786	29 045	20 338
ARGENTINA	26 198	40 338	28 181	ESTONIA	998	497	352
FALKLAND IS	3	76	54	LATVIA	168	138	96
CYPRUS	244	478	339	LITHUANIA	284	213	145
LEBANON	58	117	81	POLAND	296 001	42 941	30 016
SYRIA	444	1 145	804	CZECH REPUBL	25 120	11 277	7 844
IRAN	5 534	6 655	4 637	SLOVAKIA	6 327	2 530	1 776
ISRAEL	67 351	41 765	29 198	HUNGARY	32 148	9 598	6 693
JORDAN	578	999	686	ROMANIA	7 162	2 791	1 954
SAUDI ARABIA	4 980	2 916	2 044	BULGARIA	2 678	1 294	900
KUWAIT	51	147	100	UKRAINE	237	261	184
QATAR	110	52	37	BELARUS	2 413	751	527
ARAB EMIRAT	252	411	281	RUSSIA	4 551	3 547	2 436
OMAN	4	103	72	KAZAKHSTAN	352	161	113
PAKISTAN	5 090	26 982	18 880	SLOVENIA	15 953	5 378	3 768
INDIA	28 482	36 155	25 291	CROATIA	2 527	2 919	2 026
BANGLADESH	347	1 782	1 240	SERB MONTNEG	336	365	256
SRI LANKA	954	963	672	MACEDONIA	3 650	1 448	1 010
MYANMAR	128	214	151	MOROCCO	937	697	485
THAILAND	6 608	12 789	8 925	ALGERIA	1 641	918	646
VIETNAM	228	412	287	TUNISIA	1 751	1 231	868
INDONESIA	12 145	32 589	22 830	LIBYA	623	1 502	1 061
MALAYSIA	12 160	15 044	10 486	EGYPT	3 711	2 641	1 836
SINGAPORE	15 820	22 302	15 569	IVORY COAST	2 746	1 271	895
PHILIPPINES	2 388	9 144	6 362	GHANA	75	159	111
CHINA	88 737	45 808	31 921	NIGERIA	3 121	1 243	875
SOUTH KOREA	48 721	121 824	84 399	CAMEROON	44	46	33
JAPAN	113 066	506 421	353 455	ZAIRE	50	212	150
TAIWAN	24 932	38 803	27 188	ANGOLA	168	171	117
HONG KONG	27 749	29 288	20 458	ETHIOPIA	395	347	242
AUSTRALIA	17 148	37 371	26 133	KENYA	11 098	2 055	1 456
NEW ZEALAND	1 963	2 742	1 932	UGANDA	23	49	34
UNID COUNTR	44	146	99	TANZANIA	42	92	65
				MADAGASCAR	45	47	33
				REUNION	154	169	119
516 OTHER ORGANIC CHEMICALS				MAURITIUS	39	52	36
IMPORTS	6 852 819	1 393 043	973 464	ZIMBABWE	298	247	172
FRANCE	682 931	162 127	113 307	SOUTH AFRICA	29 896	11 649	8 159
BELGIUM LUX	2 041 195	227 180	158 867	NAMIBIA	167	67	47
NETHERLANDS	2 162 023	257 908	180 302	SWAZILAND	12	49	34
ITALY	280 359	79 852	55 751	USA	258 580	224 120	156 614
UNITD KINGDOM	284 611	118 761	82 974	CANADA	3 429	4 259	2 958
IRELAND	446	6 541	4 539	MEXICO	25 748	17 121	11 866
DENMARK	88 979	78 829	55 042	GUATEMALA	1 562	1 967	1 388
SPAIN	18 775	14 368	10 104	HONDURAS	110	92	65
SWEDEN	10 953	5 589	3 872	EL SALVADOR	133	282	196
FINLAND	111 140	13 862	9 670	COSTA RICA	489	626	435
AUSTRIA	114 156	26 740	18 689	PANAMA	145	446	311
EU	5 795 602	991 834	693 173	CUBA	218	337	228
NORWAY	1 565	3 795	2 641	BAHAMAS	126	56	38
SWITZERLAND	57 163	83 651	58 367	DOMINIC REP	107	212	150
TURKEY	15 793	862	607	AM VIRGIN IS	64	309	215
LITHUANIA	41	1 204	840	TRINIDAD TOB	18	71	50
POLAND	193 770	27 932	19 587	COLOMBIA	13 666	10 616	7 411

6 IMPORTS AND EXPORTS (SPECIAL TRADE) BY GROUPS OF THE SITC-REV. III AND BY COUNTRIES OF PRODUCTION AND CONSUMPTION 1995

GROUP COUNTRY	DT = 100 KG	1 000 DM	1 000 \$	GROUP COUNTRY	DT = 100 KG	1 000 DM	1 000 \$
VENEZUELA	4 593	3 435	2 398	SOUTH KOREA	2 666	707	492
ECUADOR	785	1 000	694	JAPAN	62 624	35 415	24 833
PERU	1 093	1 451	1 011	TAIWAN	50 281	4 439	3 104
BRAZIL	50 366	28 490	19 812	HONG KONG	292	99	68
CHILE	2 239	2 326	1 610	AUSTRALIA	167 012	15 798	11 137
BOLIVIA	374	214	149	EXPORTS	44 407 659	2 979 344	2 081 977
PARAGUAY	152	170	122	FRANCE	4 481 717	374 375	261 982
URUGUAY	1 355	608	426	BELGIUM LUX	8 015 109	258 138	180 457
ARGENTINA	13 655	10 939	7 637	NETHERLANDS	12 485 439	328 777	229 616
CYPRUS	203	270	187	ITALY	1 034 036	173 338	120 986
LEBANON	265	167	117	UNITD KINGDOM	3 461 543	236 402	165 435
SYRIA	393	364	256	IRELAND	578 802	21 244	15 011
IRAN	3 426	3 607	2 507	DENMARK	1 418 543	61 491	42 835
ISRAEL	33 014	11 536	8 049	GREECE	46 643	12 526	8 740
JORDAN	266	263	181	PORTUGAL	485 236	12 841	8 957
SAUDI ARABIA	14 909	7 227	5 053	SPAIN	1 143 941	86 156	60 218
KUWAIT	1 144	419	292	SWEDEN	1 497 445	82 807	57 778
BAHRAIN	132	147	106	FINLAND	1 822 253	72 158	50 530
QATAR	126	134	95	AUSTRIA	2 117 393	146 563	102 507
ARAB EMIRAT	2 546	1 682	1 175	EU	38 588 100	1 866 816	1 305 052
OMAN	514	466	323	CANARY IS	751	223	152
PAKISTAN	19 390	16 491	11 571	ICELAND	30 124	1 066	742
INDIA	15 445	18 633	13 041	NORWAY	343 778	26 952	18 880
BANGLADESH	1 279	1 353	949	LIECHTENST	244	1 307	911
SRI LANKA	301	300	211	SWITZERLAND	562 229	85 758	59 951
MYANMAR	906	852	604	MALTA	4 181	587	410
THAILAND	25 684	8 571	5 995	TURKEY	97 444	24 308	16 990
VIETNAM	479	577	404	ESTONIA	7 602	299	210
INDONESIA	45 747	22 018	15 420	LATVIA	711	255	179
MALAYSIA	3 336	2 164	1 515	LITHUANIA	1 377	501	348
SINGAPORE	87 794	20 263	14 261	POLAND	174 176	21 652	15 124
PHILIPPINES	6 946	1 760	1 220	CZECH REPUB	658 178	38 131	26 601
CHINA	50 383	10 964	7 695	SLOVAKIA	42 138	7 016	4 890
SOUTH KOREA	129 170	32 301	22 573	HUNGARY	63 626	12 888	8 989
JAPAN	56 337	73 960	51 699	ROMANIA	17 605	3 671	2 557
TAIWAN	179 054	28 994	20 183	BULGARIA	6 489	2 645	1 862
HONG KONG	22 856	11 453	8 023	UKRAINE	6 307	2 719	1 887
MACAO	2	280	197	BELARUS	6 881	1 709	1 185
AUSTRALIA	8 003	9 520	6 662	MOLDOVA	688	139	97
NEW ZEALAND	860	1 206	831	RUSSIA	30 243	10 520	7 370
UNID COUNTR	629	479	330	SLOVENIA	77 699	12 367	8 616
522 INORGANIC CHEM.ELEMENTS				CROATIA	13 865	3 034	2 125
IMPORTS	27 308 771	1 779 270	1 245 761	SERB MONTNEG	163	84	59
FRANCE	5 478 843	281 488	196 732	MACEDONIA	1 798	715	500
BELGIUM LUX	3 836 775	178 865	125 184	MOROCCO	29 176	4 268	2 981
NETHERLANDS	4 203 188	241 528	168 906	ALGERIA	3 847	1 148	812
ITALY	432 835	50 906	35 636	TUNISIA	17 996	3 121	2 184
UNITD KINGDOM	665 874	101 097	70 848	LIBYA	5 569	663	460
IRELAND	519 538	8 772	6 221	EGYPT	36 857	8 198	5 715
DENMARK	65 643	2 752	1 916	SUDAN	258	46	31
GREECE	732	71	50	MAURITANIA	346	87	60
PORTUGAL	111 527	4 168	2 972	MALI	3 000	144	94
SPAIN	1 508 581	35 275	24 904	NIGER	1 502	80	57
SWEDEN	177 279	12 271	8 538	SENEGAL	6 174	384	274
FINLAND	60 833	26 614	18 657	IVORY COAST	5 799	839	590
AUSTRIA	1 326 534	50 730	35 475	GHANA	4 214	545	380
EU	18 388 182	994 537	696 039	TOGO	1 287	143	99
CEUTA MEL	1 190	359	252	BENIN	641	43	30
NORWAY	721 365	118 485	82 919	NIGERIA	43 578	3 864	2 695
SWITZERLAND	628 325	26 074	18 244	CAMEROON	2 652	428	297
TURKEY	71 565	5 297	3 744	GABON	2 781	82	60
ESTONIA	226 502	8 453	6 007	ZAIRE	5 150	404	280
LITHUANIA	179 115	6 425	4 610	BURUNDI	4 081	285	201
POLAND	769 294	37 361	25 992	ETHIOPIA	10 380	779	547
CZECH REPUB	1 132 789	37 027	25 850	ERITREA	1 586	110	73
SLOVAKIA	29 811	1 428	986	KENYA	7 595	1 663	1 161
HUNGARY	985 870	33 537	23 555	UGANDA	110	44	32
ROMANIA	2 606	143	101	TANZANIA	4 191	798	568
BULGARIA	7 552	314	221	MADAGASCAR	4 064	309	215
UKRAINE	128 854	11 883	8 281	REUNION	635	172	119
BELARUS	6 852	868	605	MAURITIUS	502	128	89
RUSSIA	1 243 366	88 879	62 336	ZIMBABWE	3 178	701	489
GEORGIA	3	46	33	SOUTH AFRICA	139 460	23 404	16 332
KAZAKHSTAN	68 483	13 190	9 183	NAMIBIA	120	51	35
KYRGHYZSTAN	2 250	1 127	793	USA	1 708 314	264 899	184 864
SLOVENIA	148 924	37 509	26 293	CANADA	51 069	11 232	7 840
CROATIA	3 577	327	231	MEXICO	29 371	7 947	5 544
MOROCCO	90 572	2 739	1 920	BERMUDA	373	89	61
ALGERIA	659	943	661	GUATEMALA	5 525	1 399	967
EGYPT	450	43	30	HONDURAS	800	266	189
ZAIRE	102	917	635	EL SALVADOR	2 381	631	438
TANZANIA	53	367	261	NICARAGUA	4 477	111	77
ZAMBIA	197	1 695	1 183	COSTA RICA	5 021	1 116	784
SOUTH AFRICA	69 601	18 281	12 799	PANAMA	192	58	39
USA	1 054 109	111 761	78 346	CUBA	1 664	342	230
CANADA	178 986	30 829	21 584	HAITI	1 015	236	162
MEXICO	46 864	4 171	2 934	DOMINIC REP	1 145	348	240
VENEZUELA	20 093	2 136	1 504	JAMAICA	894	278	195
PERU	3 723	550	387	TRINIDAD TOB	437	134	95
BRAZIL	117 309	23 246	16 294	NETH ANTILL	776	79	54
CHILE	30 748	12 813	9 037	COLOMBIA	26 122	6 284	4 386
BOLIVIA	538	57	42	VENEZUELA	21 292	6 245	4 401
ARGENTINA	624	87	62	ECUADOR	12 411	1 870	1 300
IRAN	391	53	36	PERU	16 764	4 083	2 842
ISRAEL	121 866	14 156	9 899	BRAZIL	77 029	26 317	18 343
SAUDI ARABIA	3 110	1 009	712	CHILE	49 668	5 112	3 608
INDIA	49 702	6 216	4 343	BOLIVIA	4 820	863	602
THAILAND	2 219	652	453	URUGUAY	1 829	512	354
INDONESIA	3 024	283	198	ARGENTINA	21 530	4 663	3 238
MALAYSIA	200	55	39	CYPRUS	2 661	521	363
SINGAPORE	1 662	633	448	LEBANON	7 293	1 159	790
PHILIPPINES	140	617	425	SYRIA	15 982	1 964	1 374
CHINA	482 007	65 180	45 581	IRAN	21 619	6 796	4 739
				ISRAEL	53 139	13 325	9 322

6 IMPORTS AND EXPORTS (SPECIAL TRADE) BY GROUPS OF THE SITC-REV. III AND BY COUNTRIES OF PRODUCTION AND CONSUMPTION 1995

GROUP COUNTRY	DT = 100 KG	1 000 DM	1 000 \$	GROUP COUNTRY	DT = 100 KG	1 000 DM	1 000 \$
JORDAN	2 646	523	361	SAN MARINO	240	47	34
SAUDI ARABIA	23 815	10 676	7 450	TURKEY	200 608	33 273	23 222
KUWAIT	2 088	796	561	ESTONIA	550	127	89
BAHRAIN	2 351	534	369	LATVIA	477	155	107
QATAR	823	196	135	LITHUANIA	4 973	759	524
ARAB EMIRAT	16 625	3 371	2 330	POLAND	159 625	16 075	11 237
OMAN	1 323	290	203	CZECH REPUBL	1 649 250	49 142	34 347
YEMEN	2 022	269	191	SLOVAKIA	24 297	3 915	2 731
PAKISTAN	16 209	4 638	3 252	HUNGARY	107 623	8 735	6 076
INDIA	72 572	22 059	15 362	ROMANIA	35 595	5 337	3 733
BANGLADESH	64 041	4 789	3 365	BULGARIA	12 355	1 785	1 249
SRI LANKA	6 544	1 682	1 179	UKRAINE	3 901	937	657
NEPAL	1 303	123	85	BELARUS	4 003	1 210	845
MYANMAR	1 891	293	204	RUSSIA	59 183	7 535	5 281
THAILAND	67 407	20 770	14 524	KAZAKHSTAN	393	71	52
VIETNAM	723	258	181	TURKMENISTAN	600	117	82
INDONESIA	112 622	27 391	19 079	UZBEKISTAN	3 506	929	649
MALAYSIA	37 241	11 830	8 251	TADJIKISTAN	16 939	467	320
SINGAPORE	36 898	10 084	7 020	KYRGHYZSTAN	1 600	383	264
PHILIPPINES	30 231	6 631	4 649	SLOVENIA	84 726	8 049	5 634
CHINA	70 401	17 353	12 140	CROATIA	21 837	3 476	2 422
SOUTH KOREA	97 413	37 918	26 556	SERB MONTNEG	1 425	793	544
JAPAN	197 158	137 914	96 332	MACEDONIA	10 714	1 784	1 239
TAIWAN	177 385	74 777	52 272	MOROCCO	24 197	3 088	2 164
HONG KONG	59 400	13 764	9 673	ALGERIA	8 557	796	559
AUSTRALIA	56 226	17 872	12 421	TUNISIA	9 987	1 648	1 147
PAPUA NEW G	770	50	35	LIBYA	5 758	475	335
NEW ZEALAND	17 478	4 559	3 176	EGYPT	60 588	6 984	4 861
FIJI	444	45	31	SUDAN	2 733	235	165
UNID COUNTR	3 675	287	197	MALI	721	59	41
523 METAL. SALTS, INORGAN. ACID				BURKINA FASO	3 280	99	71
IMPORTS	12 928 289	696 976	487 200	NIGER	800	50	36
FRANCE	2 597 622	103 037	72 033	SENEGAL	5 234	326	222
BELGIUM LUX	2 002 977	85 474	59 795	GUINEA	2 657	297	209
NETHERLANDS	2 204 337	125 665	88 000	IVORY COAST	9 250	830	581
ITALY	311 994	19 495	13 588	GHANA	12 091	2 082	1 476
UNITD KINGDOM	193 587	29 897	20 909	NIGERIA	48 516	5 135	3 564
IRELAND	9 946	2 330	1 631	CAMEROON	2 009	131	89
DENMARK	153 815	3 135	2 185	CENT AFR REP	2 900	123	86
GREECE	712	80	57	GABON	1 508	58	41
PORTUGAL	554	80	56	ZAIRE	6 284	415	291
SPAIN	340 646	13 780	9 534	RWANDA	4 43	63	42
SWEDEN	1 055 132	49 561	34 754	ANGOLA	4 121	204	143
FINLAND	58 328	13 616	9 466	ETHIOPIA	9 940	676	472
AUSTRIA	337 196	16 433	11 446	KENYA	26 243	1 837	1 278
EU	9 266 846	462 583	323 554	TANZANIA	1 864	142	97
NORWAY	45 267	4 569	3 202	MOZAMBIQUE	11 203	543	385
SWITZERLAND	470 823	21 271	14 879	MADAGASCAR	3 986	221	155
TURKEY	313 317	16 861	11 728	REUNION	661	45	33
LITHUANIA	416	80	55	MAURITIUS	6 331	600	421
POLAND	956 540	24 269	16 946	ZAMBIA	1 180	192	134
CZECH REPUBL	290 136	14 316	9 977	ZIMBABWE	9 109	1 251	866
SLOVAKIA	25 378	219	153	MALAWI	1 694	94	68
HUNGARY	172 399	6 731	4 717	SOUTH AFRICA	168 342	20 131	13 992
ROMANIA	8 406	611	427	NAMIBIA	8 805	430	303
UKRAINE	14 801	917	655	USA	949 340	192 593	134 280
RUSSIA	37 718	6 795	4 786	CANADA	120 663	14 280	9 963
GEORGIA	53	79	56	MEXICO	70 356	7 076	4 911
KAZAKHSTAN	719	226	155	GUATEMALA	11 780	895	614
SLOVENIA	40 233	1 764	1 227	HONDURAS	8 008	338	236
TUNISIA	7 536	284	200	EL SALVADOR	4 099	475	328
SOUTH AFRICA	13 421	3 698	2 595	NICARAGUA	1 654	116	83
USA	925 252	70 833	49 311	COSTA RICA	15 621	1 030	717
CANADA	1 472	693	487	PANAMA	12 198	542	375
MEXICO	6 894	1 259	875	CUBA	1 948	440	302
COSTA RICA	16	47	34	HAITI	2 588	115	79
COLOMBIA	215	52	37	DOMINIC REP	30 200	2 237	1 555
PERU	729	133	91	JAMAICA	5 294	357	247
BRAZIL	2 137	2 467	1 731	BARBADOS	380	84	60
CHILE	41 913	17 670	12 332	TRINIDAD TOB	1 185	209	145
ISRAEL	183 958	15 460	10 810	COLOMBIA	15 504	3 131	2 147
INDIA	14 853	3 077	2 167	VENEZUELA	29 446	4 514	3 153
THAILAND	186	74	51	GUYANA	820	52	38
CHINA	48 908	7 980	5 598	ECUADOR	45 759	5 035	3 493
NORTH KOREA	1 012	150	105	PERU	47 685	4 229	2 954
SOUTH KOREA	5 854	1 871	1 308	BRAZIL	161 083	24 741	17 319
JAPAN	23 363	8 607	6 019	CHILE	34 133	4 442	3 092
TAIWAN	5 574	1 079	756	BOLIVIA	4 828	510	356
HONG KONG	129	49	35	PARAGUAY	1 902	265	177
EXPORTS	20 449 567	1 680 592	1 174 195	URUGUAY	4 515	766	527
FRANCE	2 420 682	196 879	137 870	ARGENTINA	72 259	9 318	6 464
BELGIUM LUX	3 804 236	145 356	101 668	CYPRUS	32 586	3 614	2 543
NETHERLANDS	2 512 586	123 308	86 225	LEBANON	6 853	807	567
ITALY	1 085 636	102 040	71 384	SYRIA	7 082	1 250	869
UNITD KINGDOM	770 676	106 173	74 388	IRAN	37 251	6 688	4 620
IRELAND	51 151	8 377	5 827	ISRAEL	90 267	11 842	8 276
DENMARK	755 015	44 673	31 225	JORDAN	2 791	370	258
GREECE	89 566	10 169	7 093	SAUDI ARABIA	72 563	7 363	5 122
PORTUGAL	61 766	8 667	6 051	KUWAIT	5 997	933	656
SPAIN	459 150	45 116	31 546	BAHRAIN	1 265	160	113
SWEDEN	294 589	24 920	17 379	QATAR	4 391	278	191
FINLAND	99 634	13 613	9 494	ARAB EMIRAT	24 374	2 413	1 686
AUSTRIA	587 204	50 820	35 559	OMAN	2 652	406	287
EU	12 992 011	880 111	615 709	YEMEN	260	65	43
CANARY IS	7 124	475	335	PAKISTAN	30 508	3 400	2 387
ICELAND	2 092	147	97	INDIA	49 662	8 338	5 802
NORWAY	645 878	20 910	14 550	BANGLADESH	8 352	1 245	867
LIECHTENST	407	146	100	SRI LANKA	5 682	570	396
SWITZERLAND	644 799	54 242	37 873	MYANMAR	2 712	436	308
ANDORRA	28	100	70	THAILAND	113 241	14 521	10 110
MALTA	4 159	424	295	VIETNAM	4 709	608	427
				INDONESIA	132 438	16 035	11 244
				MALAYSIA	109 376	10 962	7 671
				SINGAPORE	86 288	11 702	8 172
				PHILIPPINES	42 514	6 798	4 714
				CHINA	31 720	5 879	4 116

6 IMPORTS AND EXPORTS (SPECIAL TRADE) BY GROUPS OF THE SITC-REV. III AND BY COUNTRIES OF PRODUCTION AND CONSUMPTION 1995

GROUP COUNTRY	DT = 100 KG	1 000 DM	1 000 \$	GROUP COUNTRY	DT = 100 KG	1 000 DM	1 000 \$
SOUTH KOREA	124 769	17 263	12 060	VENEZUELA	506	392	273
JAPAN	211 048	62 618	43 757	PERU	262	470	328
TAIWAN	176 747	18 839	13 152	BRAZIL	3 545	2 282	1 599
HONG KONG	55 030	12 606	8 828	CHILE	881	429	296
AUSTRALIA	124 847	21 309	14 909	ARGENTINA	267	183	127
PAPUA NEW G	582	98	67	LEBANON	116	117	82
NEW ZEALAND	14 413	1 306	908	SYRIA	584	110	79
FIJI	10 000	286	204	IRAN	7 947	1 471	1 042
WEST SAMOA	153	47	34	ISRAEL	2 611	3 835	2 654
UNID COUNTR	7 629	350	237	AUTON TERRIT	182	44	31
				JORDAN	79	106	74
				SAUDI ARABIA	92	427	294
				KUWAIT	415	93	67
				BAHRAIN	26	49	35
				ARAB EMIRAT	27	105	73
				OMAN		81	58
				PAKISTAN	7	97	66
				INDIA	4 694	5 473	3 814
				BANGLADESH	14	95	65
				MYANMAR		154	109
				THAILAND	4 357	2 162	1 505
				INDONESIA	906	1 535	1 071
				MALAYSIA	2 723	1 290	906
				SINGAPORE	3 868	7 252	5 064
				PHILIPPINES	103	338	238
				CHINA	324	857	603
				NORTH KOREA	30	67	49
				SOUTH KOREA	10 764	9 701	6 798
				JAPAN	38 011	32 283	22 592
				TAIWAN	8 090	8 345	5 832
				HONG KONG	526	62 011	43 314
				AUSTRALIA	566	784	544
				NEW ZEALAND	481	154	105
				UNID COUNTR	178	71	47
524 OTHER CHEMICAL COMPOUNDS				525 RADIO-ACTIVE MATERIALS			
IMPORTS	2 853 771	603 491	422 057	IMPORTS	80 779	667 112	468 005
FRANCE	371 791	58 396	40 867	FRANCE	13 962	171 775	120 979
BELGIUM LUX	345 120	35 783	25 086	BELGIUM LUX	1 246	8 152	5 710
NETHERLANDS	505 921	61 587	43 136	NETHERLANDS	2 061	76 799	53 030
ITALY	128 158	103 986	72 326	ITALY	25 216	7 469	5 190
UNTD KINGDOM	85 459	21 020	14 666	UNTD KINGDOM	15 553	124 919	87 114
IRELAND	58	1 819	1 251	IRELAND		68	46
DENMARK	4 265	578	400	SWEDEN	25	13 042	9 140
SPAIN	110 072	8 263	5 768	FINLAND		323	228
SWEDEN	122	512	357	AUSTRIA	8 569	6 975	4 904
FINLAND	378	634	432	EU	66 632	409 554	286 363
AUSTRIA	87 009	15 884	11 186	NORWAY	24	145	103
EU	1 638 551	308 473	215 283	SWITZERLAND	111	2 895	2 008
NORWAY	278 520	36 146	25 260	CZECH REPUBL	2	402	279
LIECHTENST	47	114	83	HUNGARY		329	229
SWITZERLAND	32 281	5 379	3 783	RUSSIA	1 403	66 203	46 569
TURKEY	7 608	1 128	784	GAMBIA		1 059	753
POLAND	136 913	11 016	7 739	SOUTH AFRICA	3 178	20 587	14 668
CZECH REPUBL	25 880	3 541	2 476	USA	3 441	125 841	89 114
SLOVAKIA	31 160	2 068	1 447	CANADA	1 493	11 028	7 489
HUNGARY	1 511	86	57	ISRAEL		144	101
ROMANIA	18 178	1 570	1 098	CHINA	2 397	12 748	8 955
BULGARIA	4 959	179	124	JAPAN	2 035	15 691	11 031
UKRAINE	4 623	812	567	HONG KONG	32	95	68
BELARUS	548	145	95	AUSTRALIA		303	212
RUSSIA	160 035	57 673	40 458	EXPORTS	8 145	192 212	134 790
KAZAKHSTAN	9 898	2 422	1 688	FRANCE	231	13 932	9 867
SLOVENIA	116 563	8 701	6 090	BELGIUM LUX	186	9 549	6 615
CROATIA	474	176	120	NETHERLANDS	89	2 796	1 952
MACEDONIA	32	614	432	ITALY	48	11 121	7 777
SOUTH AFRICA	3 086	31 812	22 555	UNTD KINGDOM	2 559	29 431	20 347
USA	46 466	63 095	44 260	IRELAND		227	153
CANADA	29 205	2 214	1 575	DENMARK	18	972	675
MEXICO	3 184	400	277	GREECE	18	1 587	1 111
VENEZUELA	51 113	3 674	2 544	PORTUGAL	35	631	437
BRAZIL	9 677	2 491	1 731	SPAIN	6	2 388	1 667
CHILE	865	1 247	887	SWEDEN	1	1 081	749
ARGENTINA	18 299	4 030	2 760	FINLAND	6	836	582
ISRAEL	143	383	267	AUSTRIA	21	5 494	3 841
INDIA	3 755	5 491	3 808	EU	3 218	80 045	55 773
MALAYSIA	216	62	43	NORWAY	7	513	356
CHINA	214 555	39 043	27 270	LIECHTENST	4	45	33
SOUTH KOREA	473	1 492	1 038	SWITZERLAND	116	943	654
JAPAN	4 159	7 565	5 284	TURKEY	7	178	129
HONG KONG	200	93	65	LITHUANIA	32	55	39
AUSTRALIA	123	131	93	POLAND	13	547	380
EXPORTS	1 474 621	688 510	481 192	CZECH REPUBL	7	1 203	837
FRANCE	227 715	90 875	63 454	SLOVAKIA		47	31
BELGIUM LUX	138 481	44 110	30 771	HUNGARY	5	299	204
NETHERLANDS	131 859	37 892	26 449	RUSSIA	193	408	282
ITALY	109 853	68 154	47 953	SLOVENIA	19	129	88
UNTD KINGDOM	77 610	35 204	24 544	CROATIA	3	165	115
IRELAND	2 284	6 081	4 314	MOROCCO		78	55
DENMARK	18 393	4 162	2 888	LIBYA		86	61
GREECE	7 509	1 979	1 380	SOUTH AFRICA	127	563	390
PORTUGAL	4 432	2 931	2 037	USA	3 670	92 183	65 049
SPAIN	35 202	14 083	9 827	CANADA	201	7 224	5 066
SWEDEN	35 830	29 712	20 759	CHILE	6	49	35
FINLAND	7 028	7 428	5 191	ARGENTINA	4	293	206
AUSTRIA	243 837	41 634	29 050	IRAN	7	269	193
EU	1 039 833	384 245	268 617	ISRAEL	11	121	83
NORWAY	4 251	1 265	874	BAHRAIN	2	62	43
SWITZERLAND	59 600	35 873	25 099	PAKISTAN	25	315	221
MALTA	154	468	330	INDIA	25	315	221
TURKEY	3 876	2 892	2 018	THAILAND	125	684	487
POLAND	50 913	6 852	4 790				
CZECH REPUBL	34 401	10 630	7 405				
SLOVAKIA	1 067	226	156				
HUNGARY	8 959	4 104	2 862				
ROMANIA	1 920	673	472				
BULGARIA	558	219	152				
UKRAINE	293	2 095	1 467				
BELARUS	376	1 207	842				
RUSSIA	1 894	582	395				
SLOVENIA	6 299	3 423	2 388				
CROATIA	1 011	1 048	726				
MACEDONIA	301	154	107				
MOROCCO	756	242	169				
TUNISIA	3 730	418	287				
LIBYA	326	192	137				
EGYPT	186	1 421	987				
SUDAN	500	72	51				
NIGERIA	230	63	45				
MADAGASCAR	161	56	39				
SOUTH AFRICA	40 483	9 599	6 692				
USA	82 075	70 393	49 214				
CANADA	32 861	5 245	3 676				
MEXICO	2 378	1 176	822				
BAHAMAS	12	42	30				
COLOMBIA	498	182	125				

6 IMPORTS AND EXPORTS (SPECIAL TRADE) BY GROUPS OF THE SITC-REV. III AND BY COUNTRIES OF PRODUCTION AND CONSUMPTION 1995

GROUP COUNTRY	DT = 100 KG	1 000 DM	1 000 \$	GROUP COUNTRY	DT = 100 KG	1 000 DM	1 000 \$
INDONESIA	84	212	149	IVORY COAST	2 157	7 782	5 445
SINGAPORE		59	40	GHANA	512	1 690	1 170
CHINA		563	393	BENIN	90	312	213
SOUTH KOREA	39	901	635	NIGERIA	2 911	10 294	7 236
JAPAN	34	2 766	1 919	CAMEROON	296	1 154	804
TAIWAN		133	92	ZAIRE	253	916	633
HONG KONG	138	237	165	BURUNDI	60	417	291
AUSTRALIA		261	180	ETHIOPIA	581	1 338	930
531 SYNTH. COLOURS, LAKES, ETC.				ERITREA	82	175	121
IMPORTS	691 358	971 630	680 429	KENYA	795	1 938	1 346
FRANCE	77 220	128 399	90 152	UGANDA	41	171	117
BELGIUM LUX	49 372	43 591	30 387	TANZANIA	114	287	205
NETHERLANDS	14 239	22 957	16 050	MADAGASCAR	412	1 500	1 038
ITALY	95 019	54 413	38 125	REUNION	72	333	233
UNITED KINGDOM	101 542	125 144	87 383	MAURITIUS	1 795	5 228	3 662
IRELAND	86	46	31	ZIMBABWE	905	2 066	1 441
DENMARK	15 935	17 527	12 225	SOUTH AFRICA	22 606	51 265	35 843
GREECE	865	1 346	935	USA	131 337	383 385	267 619
SPAIN	40 565	36 906	25 969	CANADA	21 596	55 397	38 734
SWEDEN	5 370	1 143	804	MEXICO	8 603	23 641	16 464
FINLAND	856	1 989	1 393	GUATEMALA	1 578	4 765	3 332
AUSTRIA	915	1 534	1 063	HONDURAS	442	1 178	826
EU	401 995	434 987	304 518	EL SALVADOR	879	1 938	1 350
NORWAY	118	202	141	NICARAGUA	8	96	67
SWITZERLAND	93 890	266 040	186 544	COSTA RICA	377	1 177	828
POLAND	1 019	1 356	945	PANAMA	829	1 159	817
CZECH REPUBL	7 631	14 226	9 997	CUBA	166	515	361
SLOVAKIA	355	53	36	DOMINIC REP	374	1 039	734
ROMANIA	78	61	44	AM VIRGIN IS	108	212	152
BULGARIA	20	50	34	JAMAICA	83	260	182
RUSSIA	32	92	64	TRINIDAD TOB	26	78	55
SLOVENIA	11 752	1 856	1 314	COLOMBIA	7 415	22 655	15 821
EGYPT	113	253	179	VENEZUELA	4 201	9 944	6 993
USA	79 455	107 287	74 938	ECUADOR	880	2 285	1 595
MEXICO	3 560	6 343	4 434	PERU	2 991	7 201	5 020
VENEZUELA	30	113	81	BRAZIL	19 592	54 046	37 696
ECUADOR	73	171	121	CHILE	3 563	8 558	5 993
BRAZIL	13 628	23 173	16 252	BOLIVIA	327	972	669
ARGENTINA	2 889	3 028	2 106	PARAGUAY	571	928	641
ISRAEL	73	57	39	URUGUAY	2 390	6 114	4 272
INDIA	21 230	30 175	21 145	ARGENTINA	6 375	12 492	8 741
THAILAND	184	226	159	CYPRUS	250	596	419
INDONESIA	924	1 029	728	LEBANON	582	1 386	973
SINGAPORE	62	30	62	SYRIA	2 498	5 611	3 933
CHINA	14 882	18 887	13 219	IRAN	7 201	15 951	11 156
SOUTH KOREA	3 965	6 371	4 484	ISRAEL	13 494	19 833	13 832
JAPAN	31 476	52 228	36 596	JORDAN	403	1 049	739
TAIWAN	1 689	2 720	1 884	SAUDI ARABIA	1 858	5 033	3 520
HONG KONG	88	318	226	KUWAIT	135	315	223
EXPORTS	1 970 357	3 555 423	2 483 780	ARAB EMIRAT	1 966	3 547	2 480
FRANCE	174 432	242 696	169 310	OMAN	50	209	147
BELGIUM LUX	65 733	120 417	84 024	YEMEN	50	372	259
NETHERLANDS	84 314	132 528	92 662	PAKISTAN	12 077	26 295	18 463
ITALY	233 014	332 778	232 390	INDIA	4 745	16 686	11 668
UNITED KINGDOM	135 230	218 777	151 613	BANGLADESH	2 146	4 065	2 841
IRELAND	15 395	15 097	10 538	SRI LANKA	558	1 639	1 135
DENMARK	16 189	50 141	34 989	NEPAL	68	218	152
GREECE	7 405	18 326	12 774	MYANMAR	118	638	458
PORTUGAL	46 243	79 736	55 785	THAILAND	22 177	46 220	32 275
SPAIN	58 551	118 300	82 667	VIETNAM	85	237	163
SWEDEN	89 352	61 027	42 702	INDONESIA	21 965	43 700	30 513
FINLAND	123 900	75 586	52 946	MALAYSIA	10 389	21 172	14 772
AUSTRIA	88 191	92 652	64 684	BRUNEI	56	44	31
EU	1 137 949	1 556 061	1 087 084	SINGAPORE	16 009	32 980	23 035
CANARY IS	20	84	58	PHILIPPINES	3 287	7 801	5 442
ICELAND	160	583	405	CHINA	2 634	4 866	3 405
NORWAY	5 719	18 446	12 873	SOUTH KOREA	12 762	43 768	30 560
SWITZERLAND	77 049	237 321	166 029	JAPAN	70 080	168 967	117 813
MALTA	76	251	172	TAIWAN	23 954	67 346	46 957
TURKEY	77 193	152 985	106 895	HONG KONG	69 267	171 763	120 134
ESTONIA	528	579	405	AUSTRALIA	29 633	36 638	25 610
LATVIA	507	545	383	NEW ZEALAND	3 929	8 230	5 778
LITHUANIA	831	2 016	1 399	UNIO COUNTR	161	203	143
POLAND	14 650	25 927	18 097	532 DYEING, TANNING MATERIALS			
CZECH REPUBL	12 006	16 619	11 622	IMPORTS	126 116	56 745	39 753
SLOVAKIA	2 513	4 137	2 886	FRANCE	20 937	6 048	4 217
HUNGARY	9 525	14 936	10 430	BELGIUM LUX	1 460	2 860	2 003
ROMANIA	3 466	7 195	5 043	NETHERLANDS	5 077	5 818	4 096
BULGARIA	2 667	4 671	3 271	ITALY	11 464	5 007	3 517
UKRAINE	1 602	1 063	740	UNITED KINGDOM	5 898	1 581	1 387
BELARUS	2 767	2 412	1 678	DENMARK	308	1 431	995
MOLDOVA	82	168	117	SPAIN	9 784	7 034	4 945
RUSSIA	12 785	8 844	6 201	SWEDEN	826	153	109
GEORGIA	266	61	42	AUSTRIA	203	76	51
TURKMENISTAN	306	703	492	EU	55 993	30 473	21 366
UZBEKISTAN	306	636	445	SWITZERLAND	915	2 536	1 773
SLOVENIA	4 646	8 368	5 862	TURKEY	1 658	239	167
CROATIA	1 817	5 909	4 118	CZECH REPUBL	864	387	269
SERB MONTNEG	10	73	52	SLOVENIA	5 267	911	637
MACEDONIA	1 618	4 071	2 818	EGYPT	358	331	236
MOROCCO	5 771	9 530	6 652	ETHIOPIA	450	1 856	1 300
ALGERIA	567	1 968	1 384	SOUTH AFRICA	32 637	3 763	2 648
TUNISIA	2 851	4 661	3 236	USA	419	696	489
LIBYA	204	465	322	CANADA	47	88	60
EGYPT	5 870	17 140	11 957	MEXICO	2 207	2 301	1 616
SUDAN	15	58	38	ECUADOR	7	49	35
MAURITANIA	95	493	346	PERU	3 389	3 308	2 305
MALI	18	83	59	BRAZIL	4 778	601	424
SENEGAL	418	1 104	779	CHILE	241	109	75
GAMBIA	191	426	289	PARAGUAY	5 608	669	465
GUINEA	73	229	153	ARGENTINA	6 964	321	650
				INDIA	608	1 335	935
				CHINA	2 343	993	698

6 IMPORTS AND EXPORTS (SPECIAL TRADE) BY GROUPS OF THE SITC-REV. III AND BY COUNTRIES OF PRODUCTION AND CONSUMPTION 1995

GROUP COUNTRY	DT = 100 KG	1 000 DM	1 000 \$	GROUP COUNTRY	DT = 100 KG	1 000 DM	1 000 \$
JAPAN	91	1 333	938	SWEDEN	114 133	38 294	26 635
TAIWAN	62	383	274	FINLAND	75 105	32 350	22 767
HONG KONG	1 080	606	419	AUSTRIA	265 845	51 572	35 954
AUSTRALIA	96	2 804	1 938	EU	4 160 713	1 583 822	1 106 041
EXPORTS	1 180 337	238 419	166 529	NORWAY	20 690	8 351	5 833
FRANCE	32 723	9 488	6 606	LIECHTENST	6 644	5 425	3 810
BELGIUM LUX	8 746	3 769	2 647	SWITZERLAND	278 632	214 110	149 574
NETHERLANDS	61 994	13 295	9 314	TURKEY	115	94	63
ITALY	201 345	31 894	22 255	LATVIA	175	56	37
UNTD KINGDOM	25 948	6 429	4 489	LITHUANIA	297	46	30
IRELAND	6 521	893	619	POLAND	19 241	5 424	3 799
DENMARK	3 819	2 907	2 042	CZECH REPUB	80 694	12 619	8 798
GREECE	10 322	1 939	1 351	SLOVAKIA	353	87	58
PORTUGAL	15 359	3 487	2 421	HUNGARY	2 162	463	324
SPAIN	70 883	10 570	7 349	ROMANIA	183	45	30
SWEDEN	11 445	2 554	1 774	UKRAINE	7 394	1 416	988
FINLAND	5 210	1 331	927	BELARUS	200	62	44
AUSTRIA	15 929	4 538	3 173	RUSSIA	235	71	51
EU	470 244	93 094	64 967	SLOVENIA	6 322	702	490
ICELAND	515	80	54	CROATIA	440	68	48
NORWAY	5 904	1 812	1 263	USA	207 737	139 783	97 890
SWITZERLAND	7 442	2 816	1 969	CANADA	3 707	2 416	1 687
TURKEY	17 239	5 443	3 806	MEXICO	9 839	2 913	2 040
LITHUANIA	1 153	419	289	VENEZUELA	280	134	91
POLAND	9 498	3 243	2 273	BRAZIL	22	62	41
CZECH REPUB	5 326	2 048	1 427	ARGENTINA	40	54	38
SLOVAKIA	7 516	1 723	1 206	CYPRUS	97	238	167
HUNGARY	4 627	1 669	1 157	ISRAEL	1 313	717	503
ROMANIA	10 016	1 416	993	SAUDI ARABIA	4 928	1 554	1 096
BULGARIA	2 882	561	390	ARAB EMIRAT	221	85	54
UKRAINE	1 331	444	317	INDIA	514	682	471
BELARUS	5 417	1 909	1 337	THAILAND	50	92	64
RUSSIA	3 337	1 222	852	MALAYSIA	817	404	281
SLOVENIA	7 709	1 676	1 164	SINGAPORE	712	244	170
CROATIA	1 942	605	415	CHINA	2 715	2 364	1 653
MACEDONIA	3 726	1 018	709	SOUTH KOREA	1 520	2 093	1 461
MOROCCO	12 966	2 078	1 451	JAPAN	14 503	43 156	30 219
ALGERIA	483	68	48	TAIWAN	413	701	486
TUNISIA	8 071	1 374	945	HONG KONG	90	87	57
EGYPT	12 319	1 982	1 383	AUSTRALIA	1 131	443	309
SUDAN	609	166	118	EXPORTS	12 618 454	5 508 901	3 849 339
IVORY COAST	18	202	142	FRANCE	1 616 521	590 712	412 871
NIGERIA	2 279	374	255	BELGIUM LUX	1 287 713	461 955	322 395
CAMEROON	400	54	37	NETHERLANDS	1 792 679	430 139	300 404
ETHIOPIA	5 563	1 298	915	ITALY	670 321	413 610	288 628
ERITREA	335	69	48	UNTD KINGDOM	559 555	320 647	223 886
KENYA	511	142	100	IRELAND	34 698	20 761	14 496
MADAGASCAR	190	116	82	DENMARK	241 181	122 435	85 519
ZIMBABWE	892	314	220	GREECE	120 159	62 054	43 444
SOUTH AFRICA	12 838	3 414	2 383	PORTUGAL	82 882	62 964	44 081
BOTSWANA	87	54	38	SPAIN	328 203	199 497	139 392
USA	50 630	9 460	6 627	SWEDEN	233 522	146 528	102 200
CANADA	11 063	1 544	1 085	FINLAND	131 465	64 496	45 068
MEXICO	1 362	575	397	AUSTRIA	950 540	386 524	270 106
GUATEMALA	271	73	52	EU	8 049 439	3 282 322	2 292 490
EL SALVADOR	163	59	38	CANARY IS	3 733	1 753	1 229
COSTA RICA	326	81	53	ICELAND	5 211	3 137	2 201
DOMINIC REP	1 920	191	133	NORWAY	90 241	46 614	32 612
COLOMBIA	4 979	935	654	LIECHTENST	7 509	6 515	4 574
VENEZUELA	2 447	677	470	SWITZERLAND	1 318 969	326 146	228 084
ECUADOR	194	68	46	MALTA	2 418	2 089	1 465
PERU	145	56	40	SAN MARINO	1 232	450	321
BRAZIL	1 066	765	542	TURKEY	155 712	92 097	64 524
CHILE	2 513	864	606	ESTONIA	10 015	3 153	2 217
PARAGUAY	222	77	55	LATVIA	18 154	4 200	2 931
URUGUAY	2 018	577	411	LITHUANIA	35 249	12 430	8 702
ARGENTINA	989	395	277	POLAND	378 319	176 605	123 550
LEBANON	3 025	387	275	CZECH REPUB	364 877	154 553	108 210
SYRIA	4 327	463	321	SLOVAKIA	58 914	32 506	22 749
IRAN	4 601	1 616	1 133	HUNGARY	107 740	63 904	44 750
ISRAEL	1 621	618	432	ROMANIA	62 649	29 568	20 797
JORDAN	1 605	270	186	BULGARIA	28 402	15 397	10 754
SAUDI ARABIA	12 794	1 937	1 356	ALBANIA	105	72	49
PAKISTAN	56 547	9 846	6 919	UKRAINE	44 696	18 301	12 869
INDIA	5 261	1 540	1 073	BELARUS	18 451	8 141	5 673
BANGLADESH	24 541	4 387	3 077	MOLDOVA	698	321	222
THAILAND	39 264	7 202	4 999	RUSSIA	178 051	60 013	42 095
VIETNAM	411	97	65	GEORGIA	235	176	121
INDONESIA	20 916	3 419	2 377	AZERBAIJAN	81	87	62
MALAYSIA	1 461	290	204	KAZAKHSTAN	3 283	1 282	897
SINGAPORE	1 763	541	382	UZBEKISTAN	496	280	196
PHILIPPINES	5 065	676	479	KYRGHYZSTAN	242	159	112
CHINA	39 983	6 021	4 214	SLOVENIA	47 320	29 461	20 594
SOUTH KOREA	72 276	13 541	9 456	CROATIA	23 245	13 303	9 320
JAPAN	22 575	7 184	5 019	BOS HERZEGOV	114	58	42
TAIWAN	97 154	16 020	11 166	SERB MONTNEG	107	142	100
HONG KONG	53 953	10 438	7 319	MACEDONIA	7 009	4 150	2 899
AUSTRALIA	3 960	1 586	1 107	MOROCCO	18 418	5 842	4 059
NEW ZEALAND	1 991	637	453	ALGERIA	5 709	4 312	3 023
533 PIGMENTS, PAINTS, ETC.				TUNISIA	15 546	9 906	6 906
IMPORTS	4 835 242	2 031 189	1 418 871	LIBYA	7 843	4 448	3 096
FRANCE	755 007	266 795	186 129	EGYPT	26 003	14 898	10 398
BELGIUM LUX	762 133	304 962	212 841	SUDAN	254	207	142
NETHERLANDS	1 017 199	408 936	285 537	MAURITANIA	148	128	89
ITALY	185 594	76 126	53 339	GAMBIA	130	140	103
UNTD KINGDOM	647 575	254 523	177 782	IVORY COAST	1 259	751	525
IRELAND	11 120	6 380	4 462	GHANA	907	421	297
DENMARK	127 843	50 371	35 259	BENIN	52	69	49
GREECE	1 479	573	402	NIGERIA	13 051	11 479	7 984
PORTUGAL	2 666	1 532	1 068	CAMEROON	319	262	177
SPAIN	195 014	91 408	63 866	CENT AFR REP	225	282	197
				CONGO	205	53	37
				ZAIRE	474	735	511
				BURUNDI	310	234	163

6 IMPORTS AND EXPORTS (SPECIAL TRADE) BY GROUPS OF THE SITC-REV. III AND BY COUNTRIES OF PRODUCTION AND CONSUMPTION 1995

GROUP COUNTRY	DT = 100 KG	1 000 DM	1 000 \$	GROUP COUNTRY	DT = 100 KG	1 000 DM	1 000 \$
ANGOLA	79	79	54	POLAND	1 942	3 713	2 607
ETHIOPIA	1 132	751	528	CZECH REPUBL	11 206	23 608	16 465
ERITREA	81	95	67	SLOVAKIA	2 064	13 823	9 680
KENYA	1 320	732	510	HUNGARY	162	5 473	3 830
UGANDA	113	118	81	ROMANIA	3 377	5 543	3 878
TANZANIA	666	343	245	BULGARIA	1 154	6 116	4 279
MADAGASCAR	1 443	646	446	UKRAINE	297	490	339
REUNION	146	206	143	BELARUS	204	705	498
MAURITIUS	592	407	284	RUSSIA	5 403	13 168	9 179
ZIMBABWE	249	489	344	KYRGHYZSTAN		199	138
SOUTH AFRICA	44 523	31 993	22 296	SLOVENIA	542	1 374	963
USA	332 224	237 160	165 817	CROATIA	7 261	10 480	7 340
CANADA	45 127	19 963	13 994	EGYPT	68	48	33
MEXICO	7 113	7 507	5 220	ZIMBABWE	12	77	54
GUATEMALA	2 320	1 960	1 355	SOUTH AFRICA	83	846	602
BELIZE	48	61	44	USA	63 146	937 411	653 980
HONDURAS	1 027	847	602	CANADA	2 552	66 240	46 170
EL SALVADOR	2 534	2 161	1 504	MEXICO	2 130	21 602	15 076
NICARAGUA	162	110	74	NICARAGUA	30	52	36
COSTA RICA	1 445	1 037	713	BAHAMAS		2 659	1 851
PANAMA	1 025	855	595	BRAZIL	2 090	18 690	13 148
HAITI	1 451	505	355	CHILE	7	88	48
DOMINIC REP	1 191	700	487	PARAGUAY	58	460	323
GUADELOUPE	1 169	494	338	URUGUAY	49	373	259
MARTINIQUE	289	350	249	ARGENTINA	163	4 478	3 144
JAMAICA	214	331	228	IRAN	10	72	47
BARBADOS	896	1 353	952	ISRAEL	1 010	8 761	6 132
NETH ANTILL	152	81	58	ARAB EMIRAT	16	134	96
COLOMBIA	14 078	10 148	7 080	OMAN	8	69	49
VENEZUELA	17 268	8 200	5 741	INDIA	3 968	20 843	14 573
SURINAME	67	70	48	THAILAND	273	849	590
ECUADOR	7 013	3 654	2 541	INDONESIA	3 571	5 091	3 560
PERU	7 280	4 189	2 918	MALAYSIA	1 205	3 178	2 214
BRAZIL	107 732	62 094	43 412	SINGAPORE		135	94
CHILE	12 656	9 007	6 273	CHINA	86 005	220 747	154 167
BOLIVIA	2 622	1 259	876	NORTH KOREA	6	44	30
PARAGUAY	314	354	248	SOUTH KOREA	834	9 810	6 889
URUGUAY	4 373	2 773	1 914	JAPAN	52 618	246 002	171 939
ARGENTINA	35 905	19 939	13 844	TAIWAN	70	256	179
CYPRUS	5 243	3 617	2 524	HONG KONG	1 017	2 779	1 961
LEBANON	8 992	4 044	2 804	MACAO	5	126	88
SYRIA	9 268	3 255	2 254	AUSTRALIA	138	8 031	5 641
IRAN	10 544	7 062	4 940	NEW ZEALAND	85	838	590
ISRAEL	71 714	40 788	28 464	EXPORTS	634 126	5 674 844	3 963 140
JORDAN	4 485	3 774	2 650	FRANCE	79 580	532 553	371 673
SAUDI ARABIA	32 867	13 192	9 192	BELGIUM LUX	21 524	161 747	112 640
KUWAIT	9 134	4 043	2 822	NETHERLANDS	92 122	427 113	298 818
BAHRAIN	2 064	1 190	823	ITALY	36 466	433 981	302 896
QATAR	872	530	366	UNTD KINGDOM	29 586	215 701	150 410
ARAB EMIRAT	18 836	12 748	8 927	IRELAND	10 730	82 324	57 436
OMAN	2 306	1 110	768	DENMARK	17 755	119 122	82 998
YEMEN	2 547	961	671	GREECE	5 332	53 640	37 487
PAKISTAN	13 225	5 991	4 202	PORTUGAL	5 203	70 931	49 483
INDIA	18 250	12 330	8 623	SPAIN	22 360	270 520	189 222
BANGLADESH	4 994	3 376	2 371	SWEDEN	7 067	57 576	40 141
SRI LANKA	4 726	4 987	3 489	FINLAND	3 515	33 200	23 205
NEPAL	1 077	337	234	AUSTRIA	29 758	287 324	200 848
MYANMAR	1 102	4 427	3 092	EU	360 998	2 745 732	1 917 257
THAILAND	41 516	37 359	26 094	CANARY IS	69	3 226	2 265
VIETNAM	1 261	1 440	1 009	ICELAND	143	544	376
INDONESIA	35 639	25 029	17 413	NORWAY	4 103	22 252	15 556
MALAYSIA	30 570	17 037	11 907	LIECHTENST	3	49	30
BRUNEI	811	712	503	SWITZERLAND	25 497	292 068	204 358
SINGAPORE	43 710	34 163	23 897	MALTA	209	1 458	1 022
PHILIPPINES	13 427	7 743	5 425	SAN MARINO	12	52	37
MONGOLIA	761	109	75	TURKEY	4 423	61 235	42 815
CHINA	35 657	19 188	13 494	ESTONIA	119	1 119	774
NORTH KOREA	126	175	122	LATVIA	228	2 453	1 716
SOUTH KOREA	61 598	56 427	39 437	LITHUANIA	718	4 097	2 860
JAPAN	110 412	94 717	66 103	POLAND	13 646	61 163	42 745
TAIWAN	86 587	69 852	48 794	CZECH REPUBL	5 472	41 920	29 273
HONG KONG	93 305	85 474	59 723	SLOVAKIA	708	10 276	7 132
AUSTRALIA	44 028	41 310	28 855	HUNGARY	4 579	49 929	34 846
NEW ZEALAND	12 284	9 970	6 958	ROMANIA	1 831	4 903	3 410
NEW CALEDON	51	83	56	BULGARIA	1 332	9 153	6 345
FR POLYNESIA	402	128	92	ALBANIA	13	185	117
SHIPS SUPPL	50	42	31	UKRAINE	531	4 965	3 453
UNIO COUNTR	11 475	3 103	2 150	BELARUS	954	4 512	3 153
541 MEDICINES,ETC. EXC.GRP542				MOLDOVA	44	290	209
IMPORTS	512 115	3 745 819	2 616 890	RUSSIA	7 098	42 370	29 676
FRANCE	50 035	214 324	149 804	GEORGIA	1	77	53
BELGIUM LUX	39 710	105 673	73 703	AZERBAIJAN	1	95	65
NETHERLANDS	19 059	174 786	121 975	KAZAKHSTAN	87	611	426
ITALY	13 209	107 978	75 404	UZBEKISTAN	882	11 120	7 626
UNTD KINGDOM	39 302	217 170	151 531	TADJIKISTAN	4	87	62
IRELAND	4 788	175 295	122 296	SLOVENIA	1 853	10 090	7 069
DENMARK	15 813	69 439	48 436	CROATIA	1 395	12 378	8 658
GREECE	16	171	120	BOS HERZEGOV	2	51	36
PORTUGAL	5 337	16 624	11 579	SERB MONTNEG	1 859	18 163	12 545
SPAIN	10 872	87 482	60 971	MACEDONIA	619	1 796	1 256
SWEDEN	8 548	17 720	12 411	MOROCCO	533	2 660	1 848
FINLAND	954	3 153	2 205	ALGERIA	9	506	360
AUSTRIA	20 774	372 175	259 772	TUNISIA	374	3 478	2 410
EU	222 417	1 561 990	1 090 207	LIBYA	1 055	7 186	4 996
CANARY IS	3	104	71	EGYPT	2 018	22 888	16 066
NORWAY	257	4 014	2 792	SUDAN	371	4 382	3 040
LIECHTENST	257	10 562	7 470	MAURITANIA	9	88	63
SWITZERLAND	33 642	501 760	352 252	MALI	7	84	60
ANDORRA	28	55	39	BURKINA FASO	33	164	117
MALTA	13	111	78	CHAD	42	177	121
TURKEY	510	1 138	792	CAPE VERDE	14	94	67
ESTONIA	44	159	109	SENEGAL	9	123	89
LATVIA	37	228	158	GUINEA	5	108	77
				SIERRA LEONE	44	218	151

6 IMPORTS AND EXPORTS (SPECIAL TRADE) BY GROUPS OF THE SITC-REV. III AND BY COUNTRIES OF PRODUCTION AND CONSUMPTION 1995

GROUP COUNTRY	DT = 100 KG	1 000 DM	1 000 \$	GROUP COUNTRY	DT = 100 KG	1 000 DM	1 000 \$
IVORY COAST	16	107	76	SPAIN	55 663	148 914	104 120
GHANA	179	1 277	880	SWEDEN	16 486	565 533	394 491
TOGO	36	336	238	FINLAND	972	35 620	24 953
BENIN	17	251	174	AUSTRIA	66 356	110 805	77 341
NIGERIA	1 085	3 936	2 769	EU	667 490	4 264 910	2 982 804
CAMEROON	14	359	256	CANARY IS	3	260	179
CONGO	3	77	52	ICELAND	945	12 666	8 790
ZAIRE	21	375	264	NORWAY	18 178	15 718	11 078
BURUNDI	19	365	240	LIECHTENST	17	444	313
ANGOLA	2	66	48	SWITZERLAND	95 320	946 717	661 214
ETHIOPIA	390	3 083	2 147	MALTA	378	1 310	911
DJIBOUTI	11	63	44	SAN MARINO	10	186	128
SOMALIA	9	46	32	TURKEY	1 651	4 400	3 090
KENYA	83	1 027	720	LATVIA	9	58	41
UGANDA	53	718	502	LITHUANIA	26	87	56
TANZANIA	115	1 362	950	POLAND	339	754	528
MOZAMBIQUE	4	101	70	CZECH REPUB	346	5 101	3 559
MADAGASCAR	61	326	228	SLOVAKIA	144	3 414	2 382
MAURITIUS	8	218	151	HUNGARY	2 363	19 569	13 592
COMOROS	6	96	65	ROMANIA	58	596	416
ZAMBIA	10	290	202	BULGARIA	39	554	393
ZIMBABWE	432	2 250	1 573	RUSSIA	6	156	113
MALAWI	25	407	290	SLOVENIA	152	633	448
SOUTH AFRICA	3 514	42 308	29 527	CROATIA	135	788	554
SWAZILAND	1 100	2 192	1 517	SOUTH AFRICA	28	1 322	927
USA	53 776	410 734	287 031	USA	15 307	344 568	240 026
CANADA	2 218	22 575	15 739	CANADA	1 806	58 318	40 927
MEXICO	6 415	54 791	38 257	MEXICO	2	72	50
BERMUDA		48	33	BRAZIL	24	7 198	5 054
GUATEMALA	968	4 515	3 164	ARGENTINA	1	88	60
HONDURAS	11	239	164	CYPRUS	25	302	215
EL SALVADOR	97	1 548	1 072	ISRAEL	1 223	11 182	7 835
NICARAGUA	55	555	384	INDIA	478	1 611	1 120
COSTA RICA	645	2 271	1 581	THAILAND	42	48	33
PANAMA	1 116	13 045	9 145	INDONESIA	15	491	347
CUBA	353	2 276	1 581	MALAYSIA	1 683	1 307	913
HAITI	29	255	174	SINGAPORE	660	3 358	2 330
DOMINIC REP	349	1 824	1 279	CHINA	68	93	66
JAMAICA	12	75	53	SOUTH KOREA	41	3 044	2 140
BARBADOS	13	77	51	JAPAN	1 202	71 985	50 252
TRINIDAD TOB	47	143	99	TAIWAN	4	79	57
NETH ANTILL	69	209	144	HONG KONG	5	82	59
COLOMBIA	3 135	34 675	24 273	AUSTRALIA	224	4 628	3 214
VENEZUELA	3 624	19 802	13 867	EXPORTS	1 225 601	9 026 775	6 305 154
ECUADOR	867	8 262	5 753	FRANCE	70 532	370 013	258 994
PERU	1 202	10 542	7 388	BELGIUM LUX	60 097	478 999	334 536
BRAZIL	10 745	144 190	100 884	NETHERLANDS	67 657	370 966	259 454
CHILE	3 359	11 230	7 868	ITALY	61 585	500 166	349 387
BOLIVIA	168	1 066	739	UNITD KINGDOM	90 041	781 612	545 000
PARAGUAY	161	913	643	IRELAND	2 286	27 655	19 265
URUGUAY	233	2 835	1 930	DENMARK	25 113	114 354	79 922
ARGENTINA	4 226	38 335	26 695	GREECE	15 028	130 101	90 904
CYPRUS	205	2 039	1 414	PORTUGAL	23 508	116 546	81 603
LEBANON	539	5 063	3 526	SPAIN	27 869	232 250	162 540
SYRIA	817	5 272	3 682	SWEDEN	27 218	160 188	111 849
IRAQ	5	149	102	FINLAND	12 081	78 285	54 759
IRAN	2 640	27 604	19 073	AUSTRIA	108 108	659 619	460 332
ISRAEL	2 083	30 368	21 168	EU	591 123	4 020 754	2 808 545
JORDAN	270	4 036	2 820	ICELAND	266	578	403
SAUDI ARABIA	2 465	29 685	20 818	NORWAY	8 098	38 619	26 913
KUWAIT	457	5 199	3 616	LIECHTENST	9	116	80
BAHRAIN	56	977	682	SWITZERLAND	80 368	1 346 285	939 485
QATAR	43	875	615	ANDORRA	4	70	50
ARAB EMIRAT	492	4 760	3 330	VATICAN CITY	2	55	38
OMAN	2 928	13 602	9 480	MALTA	2 216	4 977	3 473
YEMEN	45	717	504	TURKEY	5 053	64 429	45 043
AFGHANISTAN	54	135	94	ESTONIA	2 825	7 153	4 992
PAKISTAN	1 758	20 700	14 437	LATVIA	2 000	7 763	5 414
INDIA	6 105	45 913	32 001	LITHUANIA	1 689	7 943	5 558
BANGLADESH	510	3 266	2 293	POLAND	72 815	186 971	130 615
SRI LANKA	302	1 659	1 162	CZECH REPUB	24 112	128 466	89 818
NEPAL	100	382	268	SLOVAKIA	8 608	47 667	33 248
MYANMAR	60	458	316	HUNGARY	19 673	105 985	73 912
THAILAND	5 345	38 222	26 697	ROMANIA	3 629	21 920	15 341
LAOS	14	165	117	BULGARIA	2 943	14 966	10 439
VIETNAM	449	969	657	ALBANIA	49	155	108
CAMBODIA	5	101	71	UKRAINE	9 473	46 928	32 511
INDONESIA	2 623	21 469	15 036	BELARUS	1 292	6 037	4 215
MALAYSIA	1 471	5 116	3 568	MOLDOVA	215	1 810	1 260
SINGAPORE	1 496	28 210	19 742	RUSSIA	33 547	169 428	118 657
PHILIPPINES	4 985	15 931	11 127	GEORGIA	212	2 031	1 454
MONGOLIA	152	121	84	ARMENIA	15	109	76
CHINA	903	21 364	15 008	AZERBAIJAN	1 714	6 912	4 762
NORTH KOREA	13	89	60	KAZAKHSTAN	517	4 271	2 991
SOUTH KOREA	4 711	67 098	46 866	UZBEKISTAN	1 777	22 021	15 561
JAPAN	21 604	793 581	554 111	KYRGYZSTAN	10	74	48
TAIWAN	2 936	27 379	19 164	SLOVENIA	8 834	28 828	20 165
HONG KONG	11 363	59 765	41 756	CROATIA	3 498	18 171	12 772
AUSTRALIA	7 476	70 934	49 428	BOS HERZEGOV	4	46	34
NEW ZEALAND	1 434	11 193	7 771	SERB MONTNEG	686	7 063	4 925
FIJI	13	101	69	MACEDONIA	56	1 039	728
UNID COUNTR	56	362	250	MOROCCO	2 556	7 051	4 950
542 MEDICAMENTS				ALGERIA	6 035	8 658	6 045
IMPORTS	810 524	5 788 174	4 046 265	TUNISIA	1 307	3 264	2 281
FRANCE	171 834	860 308	601 985	LIBYA	10 268	19 434	13 692
BELGIUM LUX	34 923	388 393	271 928	EGYPT	3 315	25 911	18 205
NETHERLANDS	47 263	267 536	186 994	SUDAN	79	1 138	789
ITALY	78 711	574 818	402 453	BURKINA FASO	20	74	52
UNITD KINGDOM	87 557	669 358	469 113	NIGER	8	62	40
IRELAND	89 949	362 151	252 414	SIERRA LEONE	71	134	95
DENMARK	8 254	259 224	181 430	IVORY COAST	250	768	540
GREECE	9 003	10 888	7 629	GHANA	273	1 129	784
PORTUGAL	519	11 362	7 953	TOGO	139	86	60
				NIGERIA	1 061	3 011	2 087

6 IMPORTS AND EXPORTS (SPECIAL TRADE) BY GROUPS OF THE SITC-REV. III AND BY COUNTRIES OF PRODUCTION AND CONSUMPTION 1995

GROUP COUNTRY	DT = 100 KG	1 000 DM	1 000 \$	GROUP COUNTRY	DT = 100 KG	1 000 DM	1 000 \$
CAMEROON	138	136	92	AUSTRIA	10 747	6 639	4 668
ZAIRE	7	73	50	EU	221 641	369 535	258 783
BURUNDI	2	75	55	NORWAY	316	128	90
ANGOLA	30	132	91	SWITZERLAND	30 843	145 128	101 369
ETHIOPIA	716	2 063	1 427	TURKEY	1 351	1 316	926
ERITREA	130	318	218	LATVIA	1 731	129	90
DJIBOUTI	66	476	335	LITHUANIA	1 257	173	119
KENYA	1 218	8 237	5 744	POLAND	27 351	5 266	3 686
UGANDA	165	1 213	859	CZECH REPUBL	1 103	403	281
TANZANIA	311	1 137	790	SLOVAKIA	20	128	90
SEYCHELLES	2	66	46	HUNGARY	5 234	1 662	1 160
MOZAMBIQUE	106	409	292	ROMANIA	254	152	108
MADAGASCAR	288	410	293	BULGARIA	57	347	242
MAURITIUS	236	1 327	931	ALBANIA	33	149	102
ZAMBIA	3	78	55	UKRAINE	2 218	456	318
ZIMBABWE	193	667	467	BELARUS	763	248	174
MALAWI	18	75	52	MOLDOVA	9 467	1 353	939
SOUTH AFRICA	5 328	75 034	52 489	RUSSIA	2 958	611	427
NAMIBIA	11	53	36	GEORGIA	717	72	50
BOTSWANA	8	117	84	SLOVENIA	1 026	314	223
USA	18 562	628 981	439 083	CROATIA	179	540	369
CANADA	5 595	110 381	77 679	MOROCCO	1 489	908	634
MEXICO	3 554	34 419	23 954	TUNISIA	20	90	63
GUATEMALA	688	5 801	4 070	EGYPT	115	811	563
HONDURAS	298	1 891	1 321	IVORY COAST	31	82	54
EL SALVADOR	893	8 342	5 817	MADAGASCAR	283	685	474
NICARAGUA	75	2 380	268	REUNION	4	105	69
COSTA RICA	370	2 496	1 742	SOUTH AFRICA	1 719	2 054	1 443
PANAMA	1 500	18 385	12 926	USA	27 488	44 048	30 747
CUBA	401	1 021	714	CANADA	197	793	556
HAITI	137	378	268	MEXICO	530	1 492	1 038
BAHAMAS	4	51	37	GUATEMALA	6	46	33
DOMINIC REP	679	2 468	1 725	PANAMA	200	135	95
JAMAICA	23	201	138	CUBA	956	992	695
BARBADOS	302	456	321	HAITI	113	906	638
TRINIDAD TOB	1 461	804	550	JAMAICA	15	139	98
ARUBA	51	507	356	PERU	67	221	158
NETH ANTILL	66	381	265	BRAZIL	30 180	14 756	10 365
COLOMBIA	3 337	14 121	9 879	CHILE	150	82	59
VENEZUELA	4 578	14 624	10 229	PARAGUAY	268	569	393
GUYANA	4	49	35	URUGUAY	456	302	206
SURINAME	21	152	103	ARGENTINA	1 202	2 168	1 508
ECUADOR	2 049	12 614	8 784	CYPRUS	531	410	291
PERU	1 238	5 182	3 645	IRAN	185	145	106
BRAZIL	2 629	38 022	26 636	ISRAEL	2 784	3 325	2 324
CHILE	2 335	13 660	9 557	INDIA	1 868	3 748	2 620
BOLIVIA	339	1 443	1 009	SRI LANKA	48	352	250
PARAGUAY	320	2 179	1 537	NEPAL	37	57	39
URUGUAY	515	3 005	2 106	BHUTAN	20	51	37
ARGENTINA	9 151	32 309	22 610	VIETNAM	269	314	214
CYPRUS	3 676	9 204	6 441	INDONESIA	1 758	4 218	2 954
LEBANON	3 044	25 803	17 938	MALAYSIA	5	138	95
SYRIA	804	3 785	2 641	SINGAPORE	351	479	332
IRAQ	1 168	874	608	CHINA	13 499	12 596	8 736
IRAN	6 108	31 135	21 756	NORTH KOREA	58	84	58
ISRAEL	5 809	80 628	56 121	JAPAN	192	839	581
JORDAN	3 310	14 057	9 779	TAIWAN	489	532	377
SAUDI ARABIA	35 516	112 112	78 054	AUSTRALIA	410	2 762	1 941
KUWAIT	11 096	15 655	10 978	EXPORTS	418 187	868 528	606 949
BAHRAIN	1 136	3 085	2 131	FRANCE	59 082	114 747	80 003
QATAR	569	3 909	2 727	BELGIUM LUX	19 888	40 943	28 590
ARAB EMIRAT	6 486	23 278	16 278	NETHERLANDS	27 385	48 208	33 698
OMAN	5 816	6 139	4 260	ITALY	34 250	72 363	50 497
YEMEN	617	3 100	2 162	UNITD KINGDOM	41 550	75 880	52 934
AFGHANISTAN	20	173	115	IRELAND	221	1 114	779
PAKISTAN	7 778	36 747	25 800	DENMARK	5 477	12 351	8 598
INDIA	3 064	14 953	10 462	GREECE	3 702	8 079	5 640
BANGLADESH	6 399	21 784	15 302	PORTUGAL	733	903	630
SRI LANKA	819	2 999	2 096	SPAIN	23 597	50 303	35 126
NEPAL	6	50	34	SWEDEN	3 798	10 814	7 510
MYANMAR	981	1 148	808	FINLAND	3 257	8 451	5 905
THAILAND	7 414	40 518	28 362	AUSTRIA	15 795	26 797	18 730
LAOS	7	49	34	EU	238 735	470 953	328 640
VIETNAM	4 183	6 302	4 401	CANARY IS	28	98	35
INDONESIA	1 312	14 390	10 057	ICELAND	58	98	69
MALAYSIA	4 156	20 472	14 346	NORWAY	1 354	3 700	2 590
SINGAPORE	2 052	19 482	13 637	LIECHTENST	8	51	34
PHILIPPINES	1 913	22 133	15 452	SWITZERLAND	11 586	34 142	23 803
MONGOLIA	448	1 271	897	MALTA	478	1 238	876
CHINA	15 207	79 190	55 540	TURKEY	7 962	16 391	11 494
SOUTH KOREA	11 941	38 610	27 748	ESTONIA	227	425	295
JAPAN	48 995	654 579	457 013	LATVIA	112	398	278
TAIWAN	9 585	62 700	43 854	LITHUANIA	191	476	331
HONG KONG	14 579	77 305	53 923	POLAND	17 392	29 003	20 313
MACAO	30	203	142	CZECH REPUBL	7 201	14 676	10 282
AUSTRALIA	7 227	121 869	85 052	SLOVAKIA	1 910	2 283	1 598
PAPUA NEW G	51	397	282	HUNGARY	3 523	7 894	5 536
NEW ZEALAND	9 176	17 369	12 090	ROMANIA	2 309	4 148	2 909
FR POLYNESIA	8	75	54	BULGARIA	1 442	2 938	2 067
UNID COUNTR	126	696	481	UKRAINE	337	556	394
551 ESSNTL. OIL, PERFUME, FLAVR				BELARUS	71	193	138
IMPORTS	396 113	630 009	440 709	MOLDOVA	58	87	59
FRANCE	41 522	126 346	88 311	RUSSIA	4 413	8 272	5 833
BELGIUM LUX	24 310	23 084	16 264	TURKMENISTAN	129	127	88
NETHERLANDS	54 006	81 486	57 183	SLOVENIA	1 922	4 402	3 067
ITALY	16 543	18 323	12 807	CROATIA	812	2 475	1 743
UNITD KINGDOM	49 607	65 038	45 552	SERB MONTNEG	110	270	192
IRELAND	5 196	17 879	12 485	MACEDONIA	418	989	688
DENMARK	1 369	2 747	1 914	MOROCCO	3 746	5 372	3 746
GREECE	1 047	1 316	929	ALGERIA	389	1 984	1 398
PORTUGAL	267	184	130	TUNISIA	395	1 719	1 215
SPAIN	11 917	24 290	17 010	LIBYA	47	93	64
SWEDEN	5 093	2 164	1 521	EGYPT	3 710	8 425	5 926
				SUDAN	85	164	119

6 IMPORTS AND EXPORTS (SPECIAL TRADE) BY GROUPS OF THE SITC-REV. III AND BY COUNTRIES OF PRODUCTION AND CONSUMPTION 1995

GROUP COUNTRY	DT = 100 KG	1 000 DM	1 000 \$	GROUP COUNTRY	DT = 100 KG	1 000 DM	1 000 \$
SENEGAL	157	354	245	SOUTH AFRICA	25	92	63
SIERRA LEONE	29	88	62	USA	75 414	156 748	109 714
IVORY COAST	2 517	1 720	1 200	CANADA	1 733	2 810	1 972
GHANA	626	805	563	MEXICO	338	473	335
NIGERIA	4 312	4 755	3 330	PANAMA	67	172	117
ZAIRE	1 094	1 578	1 106	ISRAEL	35 906	10 930	7 710
RWANDA	69	380	267	JORDAN	949	112	78
BURUNDI	49	142	100	SAUDI ARABIA	1 284	1 416	986
ETHIOPIA	46	127	90	INDIA	825	1 142	799
KENYA	913	2 110	1 481	THAILAND	1 805	2 357	1 643
TANZANIA	18	45	30	MALAYSIA	352	275	195
SEYCHELLES	14	43	31	SINGAPORE	15	76	52
MADAGASCAR	15	48	33	PHILIPPINES	87	86	57
MAURITIUS	44	178	125	CHINA	2 790	4 056	2 828
ZAMBIA	508	538	379	SOUTH KOREA	384	344	241
ZIMBABWE	377	689	486	JAPAN	4 431	25 547	17 859
MALAWI	67	122	85	TAIWAN	5 113	5 623	3 911
SOUTH AFRICA	4 015	10 539	7 369	HONG KONG	182	444	304
NAMIBIA	77	101	70	AUSTRALIA	122	249	189
USA	12 085	19 041	13 352	NEW ZEALAND	39	95	66
CANADA	1 197	1 962	1 366	EXPORTS	2 563 074	2 929 898	2 047 783
MEXICO	509	1 865	1 310	FRANCE	303 851	244 321	170 710
GUATEMALA	335	1 192	832	BELGIUM LUX	153 666	108 057	75 568
HONDURAS	69	224	157	NETHERLANDS	193 898	205 310	143 538
EL SALVADOR	341	1 032	720	ITALY	154 254	147 595	103 176
NICARAGUA	46	110	75	UNTD KINGDOM	259 810	234 138	163 503
COSTA RICA	485	1 069	750	IRELAND	6 267	5 614	3 915
PANAMA	56	141	95	DENMARK	51 951	74 275	51 975
DOMINIC REP	489	822	570	GREECE	35 607	38 168	26 772
JAMAICA	96	141	97	PORTUGAL	24 174	24 847	17 419
TRINIDAD TOB	59	252	176	SPAIN	77 653	84 492	58 993
COLOMBIA	1 692	2 448	1 706	SWEDEN	41 575	46 039	32 108
VENEZUELA	1 558	4 724	3 307	FINLAND	20 338	23 719	16 536
ECUADOR	453	1 260	884	AUSTRIA	202 819	243 811	170 403
PERU	365	1 602	1 122	EU	1 525 863	1 480 384	1 034 616
BRAZIL	855	2 549	1 796	CANARY IS	800	1 245	869
CHILE	1 926	5 172	3 599	ICELAND	742	1 756	1 227
BOLIVIA	62	211	146	NORWAY	25 752	34 838	24 286
PARAGUAY	153	350	245	LIECHTENST	3 633	3 236	2 291
URUGUAY	41	128	90	SWITZERLAND	106 778	168 608	117 853
ARGENTINA	854	2 759	1 922	ANDORRA	2 350	9 145	6 426
CYPRUS	490	1 996	1 403	GIBRALTAR	141	469	327
LEBANON	750	2 173	1 524	MALTA	2 660	3 972	2 784
SYRIA	3 220	7 581	5 226	SAN MARINO	168	71	50
IRAN	8 616	17 134	11 985	TURKEY	13 567	16 226	11 341
ISRAEL	2 148	6 809	4 729	ESTONIA	6 880	11 685	8 195
JORDAN	500	1 128	793	LATVIA	12 501	15 462	10 829
SAUDI ARABIA	6 102	15 237	10 711	LITHUANIA	10 357	11 508	8 030
KUWAIT	60	211	148	POLAND	106 361	92 232	64 350
BAHRAIN	18	56	39	CZECH REPUB	53 572	56 792	39 610
ARAB EMIRAT	645	1 471	1 032	SLOVAKIA	7 881	9 161	6 410
OMAN	51	189	129	HUNGARY	51 867	52 784	36 887
YEMEN	361	748	521	ROMANIA	20 473	15 670	10 941
PAKISTAN	1 025	2 879	2 006	BULGARIA	18 156	15 528	10 807
INDIA	796	2 311	1 609	ALBANIA	299	140	100
BANGLADESH	198	623	434	UKRAINE	18 462	13 913	9 779
SRI LANKA	455	1 502	1 055	BELARUS	10 269	4 275	2 987
MYANMAR	36	162	117	MOLDOVA	397	318	215
THAILAND	2 690	6 014	4 208	RUSSIA	185 681	101 851	71 002
VIETNAM	367	784	548	GEORGIA	42	131	90
INDONESIA	10 720	27 823	19 562	AZERBAIJAN	1 131	418	292
MALAYSIA	732	2 281	1 586	KAZAKHSTAN	9 734	8 845	6 198
SINGAPORE	4 593	9 552	6 674	UZBEKISTAN	3 034	1 651	1 161
PHILIPPINES	2 636	5 951	4 161	KYRGYZSTAN	268	112	78
CHINA	1 827	3 947	2 761	SLOVENIA	7 224	15 161	10 625
SOUTH KOREA	6 361	17 790	12 439	CROATIA	19 211	18 106	12 694
JAPAN	5 312	14 519	10 158	BOS HERZEGOV	1 533	523	365
TAIWAN	2 551	5 534	3 874	SERB MONTNEG	42	118	82
HONG KONG	3 471	7 617	5 367	MACEDONIA	2 206	2 117	1 473
AUSTRALIA	1 849	5 536	3 865	MOROCCO	358	493	334
NEW ZEALAND	152	405	286	ALGERIA	50	66	46
SOLOMON IS	17	51	36	TUNISIA	260	1 025	708
FIJI	29	96	68	LIBYA	4 085	3 499	2 446
UNID COUNTR	185	435	305	EGYPT	2 500	8 557	5 901
553 PERFUMERY, COSMETICS, ETC.				SUDAN	109	123	85
IMPORTS	1 687 534	2 492 016	1 743 523	SENEGAL	483	342	229
FRANCE	531 885	1 107 287	775 249	IVORY COAST	18	69	49
BELGIUM LUX	45 412	63 505	44 282	GHANA	248	174	123
NETHERLANDS	122 775	99 936	69 983	BENIN	22	95	66
ITALY	122 048	150 079	104 919	NIGERIA	307	297	207
UNTD KINGDOM	421 342	380 344	265 708	DJIBOUTI	171	182	124
IRELAND	106 802	155 783	108 648	KENYA	542	502	354
DENMARK	9 484	15 088	10 540	UGANDA	5	80	56
GREECE	1 101	915	401	MADAGASCAR	73	51	35
PORTUGAL	975	582	625	MAURITIUS	73	103	68
SPAIN	21 526	35 273	24 877	SOUTH AFRICA	1 539	4 156	2 910
SWEDEN	8 708	9 177	6 356	NAMIBIA	52	92	62
FINLAND	1 356	1 192	838	USA	41 075	160 737	112 389
AUSTRIA	10 574	12 147	8 528	CANADA	9 739	26 129	18 185
EU	1 403 998	2 031 308	1 420 954	MEXICO	2 012	2 452	1 719
CEUTA MEL	10 983	8 190	5 749	BERMUDA	207	126	85
ICELAND	152	56	40	GUATEMALA	506	563	394
NORWAY	547	399	284	HONDURAS	54	61	42
LIECHTENST	437	2 997	2 112	EL SALVADOR	242	250	174
SWITZERLAND	97 643	214 861	150 470	PANAMA	2 508	8 800	6 197
MALTA	738	496	352	HAITI	64	143	94
TURKEY	2 216	1 248	870	BAHAMAS	84	730	511
POLAND	26 157	8 696	6 060	DOMINIC REP	242	310	214
CZECH REPUB	11 465	9 311	6 513	GUADELOUPE	95	99	70
HUNGARY	218	436	305	ANTIGUA	52	49	35
RUSSIA	335	119	87	MARTINIQUE	51	48	34
SLOVENIA	22	47	34	TRINIDAD TOB	270	290	201
CROATIA	101	357	243	ARUBA	58	82	59
				NETH ANTILL	112	202	142

6 IMPORTS AND EXPORTS (SPECIAL TRADE) BY GROUPS OF THE SITC-REV. III AND BY COUNTRIES OF PRODUCTION AND CONSUMPTION 1995

GROUP COUNTRY	DT = 100 KG	1 000 DM	1 000 \$	GROUP COUNTRY	DT = 100 KG	1 000 DM	1 000 \$
COLOMBIA	376	1 892	1 327	IRELAND	20 327	7 211	5 028
VENEZUELA	928	2 017	1 419	DENMARK	258 949	56 161	39 179
SURINAME	40	57	40	GREECE	126 945	36 551	25 532
ECUADOR	1 976	942	656	PORTUGAL	59 538	21 978	15 375
PERU	1 127	2 028	1 407	SPAIN	199 928	68 155	47 640
BRAZIL	10 743	14 116	9 892	SWEDEN	116 013	36 908	25 751
CHILE	4 326	5 518	3 884	FINLAND	79 533	25 593	17 877
BOLIVIA	660	1 081	761	AUSTRIA	497 913	133 295	93 032
PARAGUAY	4 862	5 117	3 591	EU	6 960 590	1 673 061	1 168 929
URUGUAY	1 046	4 284	2 995	CANARY IS	432	120	106
ARGENTINA	4 128	5 131	3 597	ICELAND	4 474	1 526	1 065
CYPRUS	3 484	5 702	3 995	NORWAY	141 128	37 685	26 444
LEBANON	6 559	7 804	5 458	LIECHTENST	1 055	289	201
SYRIA	210	160	109	SWITZERLAND	557 375	147 661	103 182
IRAN	819	2 240	1 556	ANDORRA	68	80	52
ISRAEL	9 885	17 956	12 567	MALTA	3 741	1 307	910
JORDAN	2 351	4 481	3 125	TURKEY	150 063	45 846	31 994
SAUDI ARABIA	60 774	59 681	41 931	ESTONIA	3 877	1 399	973
KUWAIT	14 810	19 891	13 870	LATVIA	5 151	1 914	1 343
BAHRAIN	3 020	4 111	2 873	LITHUANIA	7 468	2 933	2 058
QATAR	2 274	3 176	2 207	POLAND	147 414	40 976	28 594
ARAB EMIRAT	22 607	33 974	23 689	CZECH REPUB	137 859	39 082	23 149
OMAN	5 384	6 546	4 541	SLOVAKIA	29 754	7 795	5 442
YEMEN	1 009	989	614	HUNGARY	72 645	17 250	12 042
AFGHANISTAN	10 347	6 150	4 259	ROMANIA	19 711	6 679	4 672
PAKISTAN	394	635	445	BULGARIA	34 995	8 027	5 599
INDIA	71	662	459	ALBANIA	188	72	51
BANGLADESH	69	73	51	UKRAINE	49 533	14 198	9 905
MALDIVES	332	848	591	BELARUS	9 675	2 921	2 029
SRI LANKA	189	1 673	1 159	MOLDOVA	402	147	101
NEPAL	831	796	553	RUSSIA	202 316	63 121	44 163
MYANMAR	115	57	40	AZERBAIJAN	145	56	39
THAILAND	3 288	5 478	3 829	KAZAKHSTAN	22 229	7 375	5 157
VIETNAM	921	375	264	TURKMENISTAN	3 036	784	542
CAMBODIA	98	46	31	UZBEKISTAN	5 395	1 690	1 193
INDONESIA	795	2 884	2 005	TADJIKISTAN	1 860	325	225
MALAYSIA	3 126	4 487	3 146	KYRGYZSTAN	319	162	111
SINGAPORE	10 501	18 551	12 968	SLOVENIA	41 637	12 576	8 780
PHILIPPINES	165	1 202	844	CROATIA	42 041	11 245	7 878
MONGOLIA	335	327	230	BOS HERZEGOV	149	51	35
CHINA	526	994	692	SERB MONTNEG	452	192	133
NORTH KOREA	334	313	220	MACEDONIA	10 719	3 754	2 614
SOUTH KOREA	8 472	25 763	17 990	MOROCCO	11 281	4 024	2 806
JAPAN	24 981	42 083	29 437	ALGERIA	6 342	2 726	1 893
TAIWAN	13 145	24 920	17 468	TUNISIA	12 098	3 806	2 665
HONG KONG	17 066	28 188	19 705	LIBYA	6 691	4 499	3 174
AUSTRALIA	6 036	13 886	9 769	EGYPT	25 563	8 245	5 776
NEW ZEALAND	1 095	1 742	1 215	SUDAN	435	164	116
FIJI	24	201	142	MAURITANIA	311	100	70
FR POLYNESIA	8	77	55	MALI	155	116	80
SHIPS SUPPL	2 845	147 443	103 228	BURKINA FASO	272	91	63
UNID COUNTR	1 106	1 263	878	NIGER	108	54	38
				SENEGAL	802	385	267
554 SOAP,CLEANERS,POLISH,ETC				GUINEA	144	59	40
IMPORTS	6 148 950	1 394 197	976 463	IVORY COAST	3 820	1 322	929
FRANCE	1 031 323	224 331	157 439	GHANA	2 604	2 266	1 602
BELGIUM LUX	1 542 995	379 238	265 968	BENIN	153	57	40
NETHERLANDS	1 161 426	206 583	144 668	NIGERIA	4 259	1 446	1 011
ITALY	1 035 252	176 285	123 358	CAMEROON	1 004	484	338
UNTD KINGDOM	217 816	56 193	39 318	GABON	115	53	37
IRELAND	3 352	3 163	2 167	ZAIRE	1 224	525	371
DENMARK	97 425	25 531	17 888	BURUNDI	204	66	47
GREECE	2 987	411	284	ETHIOPIA	1 995	539	379
PORTUGAL	765	340	240	KENYA	3 223	1 756	1 228
SPAIN	143 949	39 408	27 602	UGANDA	392	185	129
SWEDEN	44 032	12 356	8 629	TANZANIA	892	324	222
FINLAND	337	166	118	SEYCHELLES	348	93	64
AUSTRIA	167 360	37 106	25 941	MADAGASCAR	418	195	135
EU	5 449 079	1 161 111	813 600	REUNION	285	79	56
CEUTA MEL	392	93	66	MAURITIUS	1 868	736	522
NORWAY	27 293	6 420	4 486	ZIMBABWE	2 078	598	408
LIECHTENST	3 693	907	635	SOUTH AFRICA	73 233	22 063	15 397
SWITZERLAND	351 535	104 116	72 680	NAMIBIA	214	81	59
TURKEY	5 766	1 348	934	USA	202 881	83 137	58 269
POLAND	59 051	6 276	4 398	CANADA	31 025	13 381	9 334
CZECH REPUB	8 823	3 038	2 118	MEXICO	7 114	3 258	2 268
SLOVAKIA	22 326	8 632	6 016	GUATEMALA	4 591	1 562	1 094
HUNGARY	3 003	519	370	HONDURAS	936	335	228
UKRAINE	1 824	486	340	EL SALVADOR	4 554	1 184	826
SLOVENIA	21 277	3 442	2 429	COSTA RICA	3 351	1 189	832
CROATIA	1 135	138	97	PANAMA	823	331	228
USA	166 436	74 999	52 462	CUBA	324	134	97
CANADA	195	112	77	HAITI	176	54	36
GUATEMALA	495	292	203	DOMINIC REP	5 420	1 125	782
EL SALVADOR	55	43	31	JAMAICA	701	182	125
IRAN	355	53	38	TRINIDAD TOB	508	193	136
ISRAEL	5 434	2 120	1 487	NETH ANTILL	293	129	92
THAILAND	226	168	116	COLOMBIA	23 119	8 575	5 979
INDONESIA	1 149	297	209	VENEZUELA	6 466	2 846	2 004
PHILIPPINES	173	58	42	SURINAME	180	55	39
CHINA	3 913	3 403	2 363	ECUADOR	8 626	2 581	1 792
SOUTH KOREA	336	185	130	PERU	14 145	4 240	2 960
JAPAN	16 052	15 223	10 646	BRAZIL	107 005	42 927	29 963
TAIWAN	149	280	192	CHILE	39 592	12 967	9 045
HONG KONG	128	106	74	BOLIVIA	1 892	640	447
AUSTRALIA	25	73	52	PARAGUAY	1 915	784	544
EXPORTS	10 169 634	2 701 778	1 887 798	URUGUAY	8 358	2 571	1 783
FRANCE	1 551 404	367 505	256 968	ARGENTINA	48 484	15 944	11 080
BELGIUM LUX	1 159 404	268 351	187 329	CYPRUS	14 249	4 178	2 907
NETHERLANDS	978 441	217 856	152 234	LEBANON	13 609	4 170	2 920
ITALY	1 030 158	237 714	166 130	SYRIA	12 450	2 570	1 798
UNTD KINGDOM	882 037	195 783	136 854	IRAN	52 886	15 055	10 499
				ISRAEL	87 286	26 574	18 502
				JORDAN	4 970	1 427	996
				SAUDI ARABIA	50 219	11 908	8 276
				KUWAIT	3 793	1 618	1 137

6 IMPORTS AND EXPORTS (SPECIAL TRADE) BY GROUPS OF THE SITC-REV. III AND BY COUNTRIES OF PRODUCTION AND CONSUMPTION 1995

GROUP COUNTRY	DT = 100 KG	1 000 DM	1 000 \$	GROUP COUNTRY	DT = 100 KG	1 000 DM	1 000 \$
BAHRAIN	1 362	527	368	GUINEA	8 008	234	169
QATAR	1 259	399	274	IVORY COAST	187 227	4 354	3 042
ARAB EMIRAT	23 127	8 606	6 047	GHANA	712	60	43
OMAN	1 849	794	552	NIGERIA	8 528	187	126
YEMEN	2 053	484	336	KENYA	14 293	737	525
AFGHANISTAN	1 836	677	475	UGANDA	6 472	222	157
PAKISTAN	26 860	7 490	5 236	TANZANIA	301	47	34
INDIA	23 315	7 969	5 557	MADAGASCAR	349	47	32
BAKLADESH	6 366	1 379	976	REUNION	184	58	40
SRI LANKA	2 442	1 011	707	MALAWI	137 000	3 025	2 137
NEPAL	705	282	198	SOUTH AFRICA	851 308	14 584	10 088
MYANMAR	447	180	126	USA	511 795	13 467	9 458
THAILAND	44 197	15 389	10 760	CANADA	2 561	407	286
VIETNAM	1 864	722	508	MEXICO	302	66	42
INDONESIA	39 594	14 829	10 320	GUATEMALA	852	143	100
MALAYSIA	22 425	8 053	5 626	HONDURAS	172 024	5 584	3 992
SINGAPORE	28 114	10 804	7 548	EL SALVADOR	333	100	70
PHILIPPINES	11 814	4 313	3 014	NICARAGUA	30 263	906	646
MONGOLIA	849	202	139	COSTA RICA	1 343	235	164
CHINA	19 516	6 559	4 597	PANAMA	208	70	48
NORTH KOREA	95	44	30	CUBA	86 054	2 229	1 591
SOUTH KOREA	73 462	28 943	20 225	DOMINIC REP	15 173	634	445
JAPAN	69 294	38 950	27 193	MARTINIQUE	74 052	1 233	860
TAIWAN	48 238	19 143	13 414	TRINIDAD TOB	4 066	102	70
HONG KONG	62 820	25 975	18 202	COLOMBIA	1 431 110	25 774	17 838
AUSTRALIA	50 251	21 102	14 734	VENEZUELA	6 866	700	490
NEW ZEALAND	7 229	3 205	2 258	SURINAME	2 993	93	63
FR POLYNESIA	380	138	96	ECUADOR	382 348	9 839	6 683
SHIPS SUPPL	86	658	460	PERU	2 006	325	227
UNID COUNTR	3 953	1 072	737	BRAZIL	6 081 288	131 675	91 456
				CHILE	1 983	518	361
				BOLIVIA	580	109	76
				PARAGUAY	2 019	115	78
				URUGUAY	174 536	5 112	3 616
				ARGENTINA	215 712	4 802	3 280
				CYPRUS	1 603	79	54
				LEBANON	9 155	475	326
				SYRIA	363	121	86
				IRAN	748	107	73
				ISRAEL	4 306	290	208
				JORDAN	7 181	541	377
				SAUDI ARABIA	64 082	3 734	2 668
				ARAB EMIRAT	51 602	2 298	1 579
				OMAN	5 776	302	210
				PAKISTAN	1 011	122	84
				INDIA	5 605 807	69 668	48 656
				BAKLADESH	5 592	252	173
				SRI LANKA	379 178	9 911	6 883
				THAILAND	205 463	3 666	2 602
				VIETNAM	184	67	48
				CAMBODIA	70 354	1 755	1 215
				INDONESIA	1 159 625	23 577	16 593
				MALAYSIA	1 866 926	18 734	12 982
				SINGAPORE	54 381	942	620
				PHILIPPINES	5 122	423	291
				CHINA	2 105 225	51 940	36 068
				SOUTH KOREA	5 189	1 181	826
				JAPAN	1 375 262	35 118	24 262
				TAIWAN	47 950	3 104	2 162
				HONG KONG	2 207	229	161
				AUSTRALIA	169 272	5 233	3 675
				NEW ZEALAND	143 364	2 699	1 918
				UNID COUNTR	1 861	49	35
562 FERTILIZER,EXCEPT GRP272				571 POLYMERS OF ETHYLENE			
IMPORTS	75 483 602	1 695 703	1 182 955	IMPORTS	14 558 275	2 407 870	1 683 353
FRANCE	2 223 187	57 308	39 958	FRANCE	2 040 558	331 081	231 168
BELGIUM LUX	8 136 964	167 916	116 959	BELGIUM LUX	3 207 124	524 696	366 549
NETHERLANDS	21 878 861	505 105	353 162	NETHERLANDS	2 956 818	468 231	327 620
ITALY	80 445	2 066	1 469	ITALY	821 429	120 136	83 927
UNTD KINGDOM	178 175	6 474	4 570	UNTD KINGDOM	393 746	77 199	53 975
IRELAND	679 776	15 177	10 610	DENMARK	28 994	6 613	4 715
DENMARK	944 403	17 419	12 354	PORTUGAL	88 204	14 858	10 404
GREECE	222 834	4 839	3 362	SPAIN	342 093	59 234	41 459
PORTUGAL	193 450	4 473	3 189	SWEDEN	739 159	168 410	117 660
SPAIN	2 257 500	52 265	36 551	FINLAND	139 127	28 711	20 030
SWEDEN	382 009	8 824	6 215	AUSTRIA	866 707	126 659	88 601
AUSTRIA	4 019 078	96 103	67 302	EU	624 004	1 925 838	1 346 115
EU	41 197 072	937 999	655 723	NORWAY	473 446	78 814	54 824
NORWAY	1 261 018	24 084	16 661	LIECHTENST	557	145	103
SWITZERLAND	91 626	4 777	3 367	SWITZERLAND	60 011	15 229	10 665
ESTONIA	139 729	3 844	2 674	LATVIA	460	78	54
LATVIA	7 000	150	106	LITHUANIA	8 103	945	666
LITHUANIA	2 128 108	54 463	38 222	POLAND	106 587	13 438	9 519
POLAND	5 597 829	117 729	82 035	CZECH REPUB	371 485	46 581	32 626
CZECH REPUB	6 327 933	124 761	86 684	SLOVAKIA	450 727	60 321	42 161
SLOVAKIA	4 286 736	91 851	63 715	HUNGARY	389 664	58 885	41 171
HUNGARY	248 141	6 980	4 855	ROMANIA	2 044	296	211
ROMANIA	382 628	7 665	5 476	BULGARIA	5 153	777	555
BULGARIA	7 699	118	85	UKRAINE	1 000	133	87
UKRAINE	233 178	4 879	3 441	BELARUS	31 020	3 439	2 402
BELARUS	4 480 375	75 138	52 541	RUSSIA	174 342	19 091	13 366
RUSSIA	6 964 905	179 237	123 943	SLOVENIA	7 295	571	398
KAZAKHSTAN	39 721	827	585	CROATIA	268 249	36 379	25 551
CROATIA	757 325	18 072	12 896	SOUTH AFRICA	116	72	51
MOROCCO	193 290	6 424	4 388	USA	221 774	79 643	55 884
SOUTH AFRICA	238	245	171	CANADA	90 733	17 195	12 027
USA	414 775	18 684	13 066	MEXICO	777	121	85
CANADA	1 040	98	67	BRAZIL	455	59	41
MEXICO	30 800	1 125	734	ISRAEL	2 679	425	298
ISRAEL	666 796	16 057	11 190	SAUDI ARABIA	222 789	33 936	23 657
SAUDI ARABIA	24 853	372	242	THAILAND	4 226	693	494
JAPAN	361	103	72	SINGAPORE	4 997	878	586
				CHINA	17 336	3 062	2 156
EXPORTS	78 128 954	1 666 222	1 165 311				
FRANCE	9 127 748	208 520	145 316				
BELGIUM LUX	12 896 080	245 408	172 719				
NETHERLANDS	2 130 151	52 545	36 911				
ITALY	3 948 872	109 191	76 241				
UNTD KINGDOM	6 366 442	140 501	98 634				
IRELAND	3 424 671	67 909	47 804				
DENMARK	2 453 396	56 920	39 802				
GREECE	497 051	15 878	11 217				
PORTUGAL	448 052	12 366	8 687				
SPAIN	2 646 241	64 768	45 286				
SWEDEN	2 346 209	52 766	36 935				
FINLAND	830 934	17 625	12 388				
AUSTRIA	1 011 111	34 233	24 024				
EU	48 126 958	1 078 630	755 964				
CANARY IS	1 161	129	91				
NORWAY	588 236	13 255	9 318				
SWITZERLAND	614 328	21 036	14 639				
TURKEY	541 619	11 636	8 304				
POLAND	1 957 837	27 496	19 252				
CZECH REPUB	1 407 022	23 215	16 138				
SLOVAKIA	66 106	991	691				
HUNGARY	26 081	2 120	1 486				
ROMANIA	1 285	73	50				
SLOVENIA	6 380	528	362				
CROATIA	30 491	1 297	855				
MOROCCO	375 541	7 323	5 165				
ALGERIA	44 000	1 586	1 086				
TUNISIA	1 097	62	43				
LIBYA	404 680	7 126	4 915				
EGYPT	132 472	3 922	2 779				
NIGER	35 179	1 014	733				

6 IMPORTS AND EXPORTS (SPECIAL TRADE) BY GROUPS OF THE SITC-REV. III AND BY COUNTRIES OF PRODUCTION AND CONSUMPTION 1995

GROUP COUNTRY	DT = 100 KG	1 000 DM	1 000 \$	GROUP COUNTRY	DT = 100 KG	1 000 DM	1 000 \$
SOUTH KOREA	1 361	191	135	SINGAPORE	9 243	1 302	911
JAPAN	16 073	10 526	7 388	PHILIPPINES	26 686	4 748	3 326
EXPORTS	12 615 837	2 034 867	1 421 404	CHINA	291 727	34 962	24 562
FRANCE	1 761 994	309 407	216 056	SOUTH KOREA	20 112	4 836	3 393
BELGIUM LUX	1 154 493	161 903	112 912	JAPAN	15 425	4 787	3 332
NETHERLANDS	906 803	141 283	98 883	TAIWAN	108 856	14 400	10 094
ITALY	1 834 220	294 222	205 680	HONG KONG	255 180	30 015	21 030
UNTD KINGDOM	1 129 525	187 677	131 087	AUSTRALIA	26 209	4 843	3 396
IRELAND	61 353	9 532	6 639	NEW ZEALAND	3 834	597	426
DENMARK	371 206	64 528	45 038	UNID COUNTR	288	63	46
GREECE	146 556	22 735	15 879	572 POLYMERS OF STYRENE			
PORTUGAL	47 749	7 702	5 382	IMPORTS	5 536 306	1 281 401	895 873
SPAIN	514 324	85 417	59 843	FRANCE	1 327 275	302 594	211 491
SWEDEN	382 836	62 511	43 482	BELGIUM LUX	1 221 758	248 390	173 487
FINLAND	269 461	43 980	30 653	NETHERLANDS	1 134 883	306 826	214 594
AUSTRIA	597 338	101 856	71 024	ITALY	243 614	65 239	45 607
EU	9 177 958	1 492 753	1 042 558	UNTD KINGDOM	467 501	101 838	71 145
CANARY IS	1 620	264	186	IRELAND	810	1 700	1 214
ICELAND	4 750	1 014	703	DENMARK	2 485	1 702	491
NORWAY	206 768	34 823	24 268	GREECE	9 746	1 858	1 304
LIECHTENST	1 225	225	162	SPAIN	114 342	29 459	20 577
SWITZERLAND	628 586	102 023	71 261	SWEDEN	134 601	24 331	17 016
MALTA	2 816	624	435	FINLAND	34 318	8 175	5 756
TURKEY	124 559	22 402	15 656	AUSTRIA	104 399	26 077	18 352
ESTONIA	1 479	287	202	EU	4 795 780	1 117 227	781 059
LATVIA	402	61	42	NORWAY	16 612	4 377	3 064
LITHUANIA	359	72	50	SWITZERLAND	16 551	3 944	2 754
POLAND	137 477	25 277	17 639	LITHUANIA	491	82	58
CZECH REPUB	78 872	15 928	11 112	POLAND	4 120	942	651
SLOVAKIA	30 367	5 285	3 686	CZECH REPUB	205 176	41 201	28 894
HUNGARY	43 671	8 082	5 648	HUNGARY	100 186	19 940	14 014
ROMANIA	3 320	837	585	ROMANIA	360	82	54
BULGARIA	3 855	794	542	NETHERLANDS	403	49	35
UKRAINE	6 083	1 737	1 237	RUSSIA	33 510	5 290	3 676
NETHERLANDS	1 712	505	353	KAZAKHSTAN	1 000	159	114
RUSSIA	5 255	1 309	907	SLOVENIA	1 394	105	72
SLOVENIA	26 221	5 189	3 624	CROATIA	57 837	11 673	8 116
CROATIA	19 061	3 533	2 481	USA	75 831	21 768	15 174
SERB MONTNEG	3 208	703	501	BRAZIL	916	195	139
MACEDONIA	4 181	868	609	ISRAEL	229	109	76
MOROCCO	29 051	4 826	3 349	SAUDI ARABIA	2 861	527	361
ALGERIA	3 498	681	479	INDIA	663	110	76
TUNISIA	16 248	3 209	2 248	MALAYSIA	15 107	3 437	2 400
LIBYA	56 855	9 259	6 399	SINGAPORE	4 269	867	604
EGYPT	25 079	4 628	3 206	NORTH KOREA	921	245	174
SUDAN	480	49	35	SOUTH KOREA	59 839	13 543	9 464
BURKINA FASO	520	127	91	JAPAN	12 845	4 988	3 485
SENEGAL	5 202	851	606	TAIWAN	128 708	30 448	21 287
LIBERIA	110	42	30	EXPORTS	7 630 071	1 685 068	1 177 906
IVORY COAST	27 263	3 763	2 620	FRANCE	1 013 849	223 773	156 440
GHANA	8 599	1 145	787	BELGIUM LUX	608 896	115 244	80 805
NIGERIA	72 295	8 497	5 978	NETHERLANDS	552 173	128 680	89 518
CAMEROON	1 771	389	273	ITALY	1 299 850	261 022	182 631
ZAIRE	4 332	656	447	UNTD KINGDOM	494 137	113 255	79 140
ANGOLA	1 055	170	120	IRELAND	47 441	12 959	9 065
ETHIOPIA	625	90	63	DENMARK	137 768	47 455	33 028
KENYA	18 525	2 378	1 625	GREECE	29 194	6 682	4 675
UGANDA	816	96	69	PORTUGAL	39 425	9 391	6 547
TANZANIA	7 233	894	627	SPAIN	404 765	81 000	56 735
MOZAMBIQUE	3 320	75	54	SWEDEN	199 123	43 519	30 410
MADAGASCAR	6 735	1 406	963	FINLAND	70 368	20 050	14 031
REUNION	2 421	346	243	AUSTRIA	644 389	125 535	87 851
MAURITIUS	1 803	223	157	EU	5 541 378	1 188 565	830 876
ZAMBIA	310	62	43	NORWAY	41 400	10 568	7 401
ZIMBABWE	5 085	624	431	SWITZERLAND	439 311	107 062	74 514
MALAWI	1 605	202	142	MALTA	8 706	3 029	2 127
SOUTH AFRICA	119 454	18 203	12 863	TURKEY	249 792	58 750	41 119
USA	81 752	18 114	11 239	ESTONIA	419	109	77
CANADA	4 343	842	586	LATVIA	316	114	80
MEXICO	19 155	2 702	1 870	LITHUANIA	9 032	2 311	1 620
GUATEMALA	218	73	51	POLAND	80 038	20 145	14 069
EL SALVADOR	2 951	503	352	CZECH REPUB	48 612	14 077	9 816
COSTA RICA	389	149	105	SLOVAKIA	26 904	5 490	3 849
CUBA	1 203	169	121	HUNGARY	42 741	14 414	10 133
DOMINIC REP	1 760	312	218	ROMANIA	17 247	4 062	2 844
JAMAICA	1 352	170	121	BULGARIA	8 167	1 741	1 218
BARBADOS	1 800	271	187	UKRAINE	6 374	1 341	902
COLOMBIA	4 625	983	685	BELARUS	8 673	1 868	1 291
VENEZUELA	9 572	1 791	1 256	RUSSIA	59 919	16 225	11 274
ECUADOR	8 846	1 163	816	SLOVENIA	37 142	9 344	6 527
PERU	4 611	790	551	CROATIA	6 339	1 791	1 240
BRAZIL	69 075	11 976	8 333	SERB MONTNEG	560	83	58
CHILE	5 639	995	677	MACEDONIA	2 001	351	248
BOLIVIA	7 045	955	664	MOROCCO	16 730	3 834	2 687
URUGUAY	2 195	410	284	ALGERIA	14 178	3 590	2 558
ARGENTINA	34 643	6 316	4 420	TUNISIA	5 921	1 519	1 066
CYPRUS	3 567	485	333	LIBYA	6 221	2 016	1 386
LEBANON	13 842	2 070	1 446	EGYPT	41 866	8 971	6 325
SYRIA	10 403	1 494	1 030	SUDAN	200	122	84
IRAN	23 422	4 061	2 813	SENEGAL	3 440	854	597
ISRAEL	60 536	10 256	7 187	IVORY COAST	2 723	688	468
JORDAN	710	59	41	GHANA	1 266	302	212
SAUDI ARABIA	9 033	1 742	1 213	NIGERIA	1 574	501	351
KUWAIT	1 320	143	98	CAMEROON	256	59	41
ARAB EMIRAT	19 213	2 621	1 830	ZAIRE	250	56	39
PAKISTAN	30 101	4 784	3 350	ETHIOPIA	970	237	163
INDIA	254 793	35 813	25 093	DJIBOUTI	190	42	30
BANGLADESH	11 257	1 490	1 048	KENYA	2 739	685	469
SRI LANKA	14 318	1 730	1 201	MOZAMBIQUE	200	52	38
NEPAL	8 463	1 126	779	REUNION	335	79	54
THAILAND	51 472	8 019	5 628	MAURITIUS	260	105	75
VIETNAM	1 563	164	114				
INDONESIA	110 499	17 509	12 174				
MALAYSIA	38 969	6 178	4 298				

6 IMPORTS AND EXPORTS (SPECIAL TRADE) BY GROUPS OF THE SITC-REV. III AND BY COUNTRIES OF PRODUCTION AND CONSUMPTION 1995

GROUP COUNTRY	DT = 100 KG	1 000 DM	1 000 \$	GROUP COUNTRY	DT = 100 KG	1 000 DM	1 000 \$
ZIMBABWE	693	224	157	FINLAND	32 200	7 271	5 075
SOUTH AFRICA	53 901	14 667	10 275	AUSTRIA	297 141	62 023	43 392
USA	116 004	34 215	23 934	EU	5 692 375	1 145 520	800 823
CANADA	34 740	6 469	4 512	NORWAY	68 600	13 169	9 206
MEXICO	28 258	5 394	3 723	SWITZERLAND	252 898	59 683	41 721
GUATEMALA	1 007	187	129	MALTA	513	182	128
EL SALVADOR	935	266	189	TURKEY	54 402	13 637	9 569
COSTA RICA	4 072	852	590	ESTONIA	2 658	472	325
PANAMA	3 286	668	468	LATVIA	406	147	103
DOMINIC REP	1 258	115	82	LITHUANIA	3 012	785	552
TRINIDAD TOB	2 757	582	404	POLAND	181 324	37 231	26 014
COLOMBIA	8 058	1 794	1 258	CZECH REPUB	85 649	19 047	13 325
VENEZUELA	615	239	168	SLOVAKIA	24 864	6 240	4 349
ECUADOR	13 989	2 856	2 002	HUNGARY	62 767	15 038	10 528
PERU	14 507	3 025	2 096	ROMANIA	10 602	2 658	1 855
BRAZIL	88 077	17 482	12 246	BULGARIA	8 643	1 930	1 355
CHILE	17 023	3 747	2 612	UKRAINE	1 155	307	216
BOLIVIA	8 515	1 733	1 214	BELARUS	4 740	1 267	897
URUGUAY	298	63	43	MOLDOVA	13 367	3 787	2 669
ARGENTINA	20 949	4 354	3 004	RUSSIA	39 768	7 291	5 102
CYPRUS	1 091	315	220	SLOVENIA	31 796	6 812	4 757
LEBANON	1 302	234	164	CROATIA	8 677	1 621	1 137
SYRIA	2 065	413	288	MACEDONIA	2 653	664	467
IRAN	9 608	2 540	1 797	MOROCCO	309	532	374
ISRAEL	64 530	14 391	10 062	ALGERIA	549	155	102
JORDAN	4 343	734	519	TUNISIA	7 461	1 949	1 363
SAUDI ARABIA	4 580	1 322	928	LIBYA	585	151	103
KUWAIT	3 904	691	484	EGYPT	14 464	3 386	2 370
BAHRAIN	1 198	269	187	IVORY COAST	797	491	342
ARAB EMIRAT	5 497	1 087	763	GHANA	180	59	42
OMAN	5 816	1 212	844	NIGERIA	4 783	1 146	808
PAKISTAN	4 545	1 099	768	BURUNDI	1 336	527	367
INDIA	5 132	1 686	1 182	KENYA	5 799	1 292	895
BANGLADESH	1 619	315	216	UGANDA	140	51	36
SRI LANKA	1 582	316	222	TANZANIA	1 905	284	199
THAILAND	1 746	451	314	SEYCHELLES	200	64	44
INDONESIA	5 162	1 135	794	MADAGASCAR	309	74	50
MALAYSIA	21 234	6 103	4 292	MAURITIUS	80	55	39
SINGAPORE	92 239	18 887	13 256	ZIMBABWE	4 369	883	614
CHINA	62 708	11 793	8 372	SOUTH AFRICA	65 557	15 466	10 802
SOUTH KOREA	1 129	536	375	USA	70 053	39 892	27 827
JAPAN	4 807	1 556	1 100	CANADA	44 440	12 047	8 407
TAIWAN	4 049	1 103	776	MEXICO	6 345	2 807	1 957
HONG KONG	115 268	22 107	15 431	GUATEMALA	527	179	124
AUSTRALIA	26 313	5 462	3 811	EL SALVADOR	967	275	195
NEW ZEALAND	23 694	4 918	3 427	COSTA RICA	381	116	83
UNID COUNTR	231	61	43	PANAMA	1 013	303	211

573 POLYMERS,VINYL CHLORIDE

IMPORTS	6 779 430	1 284 635	898 338	IMPORTS	5 213 923	2 020 804	1 413 167
FRANCE	1 329 378	256 818	179 592	FRANCE	266 156	94 061	65 759
BELGIUM LUX	658 533	144 507	100 502	BELGIUM LUX	1 137 760	358 117	251 070
NETHERLANDS	1 628 106	289 738	203 574	NETHERLANDS	1 714 474	691 467	482 766
ITALY	529 584	124 741	87 129	ITALY	362 083	134 932	94 542
UNITD KINGDOM	76 097	25 677	17 948	UNITD KINGDOM	240 944	85 119	59 460
IRELAND	29	106	74	IRELAND	635	369	260
DENMARK	3 962	1 052	738	DENMARK	2 420	1 458	1 016
GREECE	2 834	456	326	GREECE	147	89	61
PORTUGAL	4 314	634	444	PORTUGAL	3 749	1 133	805
SPAIN	21 585	4 176	2 899	SPAIN	240 740	63 310	44 252
SWEDEN	101 282	17 464	12 228	SWEDEN	37 400	10 143	7 115
FINLAND	160 950	26 541	18 492	FINLAND	3 956	1 219	847
AUSTRIA	17 888	1 894	1 326	AUSTRIA	150 395	68 728	48 219
EU	4 534 522	893 804	625 272	EU	4 160 859	1 510 145	1 056 172
CANARY IS	244	47	32	NORWAY	59 687	19 941	13 957
NORWAY	83 818	12 579	8 823				
SWITZERLAND	185 108	38 567	26 719				
TURKEY	3 797	1 019	713				
POLAND	454 367	53 639	37 688				
CZECH REPUB	403 232	55 401	38 544				
SLOVAKIA	105 387	15 606	10 910				
HUNGARY	227 038	32 199	22 494				
ROMANIA	106 303	14 357	9 985				
UKRAINE	7 145	1 007	707				
BELARUS	872	831	581				
RUSSIA	141 188	22 944	16 041				
KAZAKHSTAN	2 260	230	162				
SLOVENIA	653	85	60				
CROATIA	123 035	14 903	10 435				
USA	154 146	67 687	47 469				
CANADA	388	76	53				
MEXICO	67 809	8 534	6 013				
BRAZIL	26 551	3 320	2 272				
CHILE	891	125	86				
ISRAEL	86 170	12 838	8 963				
SAUDI ARABIA	46 801	5 076	3 548				
INDONESIA	2 016	464	309				
MALAYSIA	180	97	66				
CHINA	3 007	837	585				
JAPAN	11 774	28 236	19 722				
EXPORTS	7 342 263	1 568 148	1 096 047				
FRANCE	1 298 368	261 027	182 560				
BELGIUM LUX	750 898	148 805	103 995				
NETHERLANDS	730 768	135 672	94 881				
ITALY	937 090	187 961	131 544				
UNITD KINGDOM	1 036 476	204 513	142 735				
IRELAND	51 173	9 444	6 585				
DENMARK	113 335	29 623	20 703				
GREECE	13 827	3 177	2 238				
PORTUGAL	33 557	11 364	7 977				
SPAIN	157 878	39 561	27 730				
SWEDEN	239 664	45 079	31 398				

574 POLYACETAL,POLYCARBONATE

IMPORTS	5 213 923	2 020 804	1 413 167
FRANCE	266 156	94 061	65 759
BELGIUM LUX	1 137 760	358 117	251 070
NETHERLANDS	1 714 474	691 467	482 766
ITALY	362 083	134 932	94 542
UNITD KINGDOM	240 944	85 119	59 460
IRELAND	635	369	260
DENMARK	2 420	1 458	1 016
GREECE	147	89	61
PORTUGAL	3 749	1 133	805
SPAIN	240 740	63 310	44 252
SWEDEN	37 400	10 143	7 115
FINLAND	3 956	1 219	847
AUSTRIA	150 395	68 728	48 219
EU	4 160 859	1 510 145	1 056 172
NORWAY	59 687	19 941	13 957

6 IMPORTS AND EXPORTS (SPECIAL TRADE) BY GROUPS OF THE SITC-REV. III AND BY COUNTRIES OF PRODUCTION AND CONSUMPTION 1995

GROUP COUNTRY	DT = 100 KG	1 000 DM	1 000 \$	GROUP COUNTRY	DT = 100 KG	1 000 DM	1 000 \$
LIECHTENST	6	65	45	PERU	2 268	1 187	831
SWITZERLAND	278 145	169 334	118 396	BRAZIL	33 953	16 023	11 180
MALTA	100	74	51	CHILE	3 816	1 675	1 176
TURKEY	2 489	229	163	BOLIVIA	116	67	47
POLAND	65 882	19 126	13 430	URUGUAY	362	245	167
CZECH REPUB.	15 342	5 498	3 839	ARGENTINA	12 036	6 229	4 347
SLOVAKIA	27 381	5 778	4 046	CYPRUS	1 078	478	336
HUNGARY	10 418	3 859	2 710	LEBANON	12 320	3 239	2 251
ROMANIA	868	156	109	SYRIA	5 223	1 354	946
BELARUS	2 416	236	162	IRAN	22 809	9 019	6 307
RUSSIA	10 059	2 210	1 551	ISRAEL	194 937	62 814	44 046
SLOVENIA	10 094	2 317	1 616	JORDAN	740	318	220
CROATIA	4 446	1 231	872	SAUDI ARABIA	51 087	18 698	13 084
EGYPT	180	72	51	KUWAIT	7 848	2 068	1 449
USA	311 453	152 885	106 865	BAHRAIN	431	134	95
CANADA	321	253	178	QATAR	792	295	208
MEXICO	35 759	10 053	6 984	ARAB EMIRAT	46 376	13 670	9 512
GUATEMALA	1 200	169	118	OMAN	1 721	424	295
BRAZIL	10 815	6 325	4 410	YEMEN	3 307	752	526
ISRAEL	254	249	174	PAKISTAN	10 851	3 730	2 611
JORDAN	510	203	143	INDIA	37 737	17 175	11 972
ARAB EMIRAT	120	430	298	BANGLADESH	232	92	62
INDIA	447	123	88	SRI LANKA	6 857	1 793	1 252
THAILAND	8 625	3 076	2 194	MYANMAR	1 751	299	214
MALAYSIA	1 139	428	303	THAILAND	25 062	10 609	7 430
SINGAPORE	5 016	2 454	1 724	INDONESIA	31 110	13 634	9 565
CHINA	12 362	4 750	3 326	MALAYSIA	23 020	11 605	8 128
SOUTH KOREA	29 838	12 474	8 707	SINGAPORE	73 933	27 763	19 453
JAPAN	106 747	71 882	50 175	PHILIPPINES	17 289	7 128	4 971
TAIWAN	32 518	11 163	7 790	CHINA	32 301	13 459	9 400
HONG KONG	8 083	3 546	2 472	SOUTH KOREA	44 857	18 262	12 758
EXPORTS	9 603 445	3 796 335	2 655 649	JAPAN	54 169	28 000	19 559
FRANCE	1 269 797	515 317	360 553	TAIWAN	124 704	50 351	35 213
BELGIUM LUX	748 402	317 969	222 379	HONG KONG	146 074	54 523	38 058
NETHERLANDS	797 441	271 759	190 153	AUSTRALIA	43 128	18 512	12 918
ITALY	1 383 437	479 452	335 526	NEW ZEALAND	9 899	3 755	2 608
UNTD KINGDOM	890 129	352 198	246 449	FR POLYNESIA	262	99	70
IRELAND	73 450	31 141	21 838	UNID COUNTR	725	361	250
DENMARK	227 179	101 479	70 887	575 OTH.PLASTIC,PRIMARY FORM			
GREECE	43 270	16 267	11 386	IMPORTS	20 205 724	5 103 144	3 567 807
PORTUGAL	63 528	32 399	22 648	FRANCE	3 348 651	812 827	567 692
SPAIN	385 395	153 114	107 153	BELGIUM LUX	3 922 816	883 799	617 827
SWEDEN	216 220	112 777	79 876	NETHERLANDS	4 106 067	965 292	674 465
FINLAND	88 624	46 050	32 232	ITALY	2 043 570	501 279	350 358
AUSTRIA	602 930	221 398	154 701	UNTD KINGDOM	1 060 162	384 697	269 720
EU	6 789 802	2 650 720	1 854 781	IRELAND	29 053	19 473	13 675
ICELAND	692	384	272	DENMARK	39 673	19 616	13 671
NORWAY	69 354	27 603	19 280	GREECE	423	86	60
LIECHTENST	3 687	2 067	1 447	PORTUGAL	12 320	3 765	2 621
SWITZERLAND	473 907	201 889	141 121	SPAIN	648 490	146 660	102 823
MALTA	2 559	1 771	1 255	SWEDEN	232 898	60 415	42 130
TURKEY	123 311	43 918	30 717	FINLAND	181 183	39 842	27 839
ESTONIA	213	139	97	AUSTRIA	1 894 985	241 868	169 256
LATVIA	2 722	1 268	892	EU	17 520 291	4 079 619	2 852 137
LITHUANIA	8 891	3 135	2 190	NORWAY	397 172	85 430	59 805
POLAND	117 863	49 834	34 813	LIECHTENST	754	2 489	1 758
CZECH REPUB.	91 431	40 999	28 748	SWITZERLAND	411 726	259 284	180 935
SLOVAKIA	23 458	10 186	7 147	TURKEY	32 538	11 116	7 798
HUNGARY	69 765	25 998	18 178	LATVIA	26 412	5 896	4 109
ROMANIA	36 974	12 446	8 722	LITHUANIA	770	151	105
BULGARIA	7 691	4 021	2 816	POLAND	191 477	27 489	19 202
ALBANIA	400	146	102	CZECH REPUB.	218 755	36 669	25 652
UKRAINE	21 140	7 157	4 986	SLOVAKIA	144 324	12 949	9 077
BELARUS	31 476	11 761	8 242	HUNGARY	44 354	7 264	5 085
MOLDOVA	4 533	2 242	1 562	ROMANIA	6 546	1 495	1 057
RUSSIA	107 343	43 223	30 177	BULGARIA	26 090	6 078	4 271
AZERBAIJAN	3 676	658	460	UKRAINE	8 922	3 158	2 193
KAZAKHSTAN	3 233	1 416	987	BELARUS	1 115	255	179
TURKMENISTAN	1 598	662	460	RUSSIA	23 615	3 982	2 786
UZBEKISTAN	7 834	3 739	2 617	SLOVENIA	135 008	12 702	8 886
KYRGYZSTAN	469	188	131	CROATIA	1 197	380	264
SLOVENIA	52 921	22 003	15 384	SOUTH AFRICA	292	144	99
CROATIA	17 299	6 490	4 547	USA	665 681	373 992	261 713
SERB MONTNEG	964	268	185	CANADA	6 834	3 389	2 352
MACEDONIA	3 645	1 395	992	MEXICO	19 338	3 099	2 210
MOROCCO	82 314	21 315	14 828	HAITI	235	288	191
ALGERIA	952	654	465	BRAZIL	15 154	3 158	2 211
TUNISIA	8 320	3 507	2 447	URUGUAY	690	253	175
LIBYA	12 750	3 423	2 343	ISRAEL	51 579	12 442	8 702
EGYPT	23 484	8 820	6 145	SAUDI ARABIA	2 279	192	135
SENEGAL	264	110	76	ARAB EMIRAT	93	78	52
IVORY COAST	1 626	609	423	INDIA	4 007	1 743	1 220
GHANA	81	70	50	THAILAND	333	117	78
NIGERIA	16 680	4 294	3 035	INDONESIA	337	199	139
GABON	984	392	265	MALAYSIA	17	54	39
KENYA	1 975	642	445	SINGAPORE	7 006	6 403	4 478
TANZANIA	1 321	314	221	CHINA	32 129	15 095	10 543
MADAGASCAR	371	168	117	SOUTH KOREA	10 588	3 436	2 398
MAURITIUS	1 255	386	267	JAPAN	121 742	97 288	68 186
ZIMBABWE	192	116	81	TAIWAN	73 786	24 188	16 776
SOUTH AFRICA	72 680	34 773	24 304	HONG KONG	1 946	862	593
USA	168 060	90 739	63 463	AUSTRALIA	205	130	90
CANADA	20 691	14 018	9 801	EXPORTS	27 175 941	8 558 947	5 977 684
MEXICO	8 027	5 438	3 768	FRANCE	4 145 354	1 073 819	749 925
GUATEMALA	1 621	480	334	BELGIUM LUX	2 502 452	709 393	495 703
EL SALVADOR	191	100	67	NETHERLANDS	1 880 064	548 199	382 954
COSTA RICA	1 062	438	308	ITALY	4 282 804	1 159 535	809 972
PANAMA	446	110	76	UNTD KINGDOM	2 189 377	616 609	430 655
CUBA	389	130	88	IRELAND	88 564	33 448	23 356
HAITI	280	47	32	DENMARK	468 557	159 536	111 119
DOMINIC REP	990	250	167	GREECE	142 937	53 890	37 664
COLOMBIA	4 817	2 673	1 888				
VENEZUELA	5 006	3 176	2 236				
ECUADOR	1 773	911	629				

6 IMPORTS AND EXPORTS (SPECIAL TRADE) BY GROUPS OF THE SITC-REV. III AND BY COUNTRIES OF PRODUCTION AND CONSUMPTION 1995

GROUP COUNTRY	DT = 100 KG	1 000 DM	1 000 \$	GROUP COUNTRY	DT = 100 KG	1 000 DM	1 000 \$
PORTUGAL	177 841	69 208	48 303	OMAN	1 082	350	246
SPAIN	993 642	358 363	250 411	YEMEN	378	81	55
SWEDEN	930 962	218 656	152 535	PAKISTAN	40 557	13 672	9 611
FINLAND	415 067	116 643	81 560	INDIA	99 812	27 880	19 435
AUSTRIA	1 508 119	416 386	290 955	BANGLADESH	13 833	3 229	2 266
EU	19 725 740	5 533 685	3 865 112	SRI LANKA	20 679	3 807	2 678
CANARY IS	1 921	381	267	NEPAL	241	61	45
ICELAND	7 143	1 449	1 009	MYANMAR	1 297	413	291
NORWAY	125 883	55 376	38 616	THAILAND	116 560	52 351	36 559
LIECHTENST	7 441	3 765	2 642	VIETNAM	2 574	1 141	801
SWITZERLAND	1 057 708	393 907	274 900	INDONESIA	171 420	59 750	41 779
MALTA	13 378	4 803	3 363	MALAYSIA	70 650	26 787	18 686
SAN MARINO	528	284	201	BRUNEI	479	146	101
TURKEY	326 293	132 227	92 488	SINGAPORE	322 449	75 099	52 338
ESTONIA	5 414	2 223	1 540	PHILIPPINES	51 133	19 877	13 891
LATVIA	4 631	1 591	1 115	CHINA	165 574	48 495	33 924
LITHUANIA	4 726	2 458	1 723	NORTH KOREA	19	150	106
POLAND	430 748	148 570	103 948	SOUTH KOREA	304 976	148 812	103 830
CZECH REPUBL	282 407	89 222	62 388	JAPAN	246 277	204 744	143 200
SLOVAKIA	42 358	18 115	12 670	TAIWAN	425 474	168 268	117 547
HUNGARY	141 287	55 646	38 311	HONG KONG	224 956	71 876	50 218
ROMANIA	25 318	11 481	8 006	AUSTRALIA	113 100	52 393	36 501
BULGARIA	35 474	17 323	12 119	NEW ZEALAND	14 496	8 983	6 269
ALBANIA	910	168	119	UNID COUNTR	2 334	888	616
UKRAINE	8 010	3 944	2 748				
BELARUS	17 360	8 196	5 712	579 PLASTIC WASTE, SCRAP ETC			
MOLDOVA	3 250	1 633	1 130	IMPORTS	519 937	40 542	28 346
RUSSIA	82 098	39 340	27 524	FRANCE	65 335	5 015	3 492
GEORGIA	281	151	104	BELGIUM LUX	39 437	3 900	2 730
AZERBAIJAN	21	193	134	NETHERLANDS	96 515	6 507	4 562
KAZAKHSTAN	1 397	825	571	ITALY	36 504	3 741	2 611
UZBEKISTAN	9 624	5 950	4 167	UNITD KINGDOM	19 977	1 675	1 167
SLOVENIA	120 084	49 196	34 450	IRELAND	414	103	73
CROATIA	46 359	16 498	11 548	DENMARK	15 301	1 712	1 190
SERB MONTNEG	816	829	590	SPAIN	5 160	596	416
MACEDONIA	15 967	6 424	4 194	SWEDEN	9 521	2 075	1 446
MOROCCO	25 234	9 452	6 601	FINLAND	1 238	185	131
ALGERIA	6 329	4 456	3 097	AUSTRIA	19 630	1 372	971
TUNISIA	20 226	8 673	6 038	EU	309 487	26 928	18 822
LIBYA	44 877	7 473	5 216	NORWAY	2 485	133	91
EGYPT	72 534	25 271	17 612	SWITZERLAND	101 581	6 440	4 522
SUDAN	585	379	268	MALTA	687	45	32
NIGER	96	80	56	LATVIA	2 629	143	99
SENEGAL	2 198	599	422	LITHUANIA	370	54	37
SIERRA LEONE	38	192	138	POLAND	31 219	1 290	891
IVORY COAST	7 200	2 385	1 659	CZECH REPUBL	20 155	1 398	985
GHANA	4 809	1 468	1 026	SLOVAKIA	2 258	194	135
BENIN	1 116	276	193	HUNGARY	5 589	562	383
NIGERIA	20 543	7 811	5 518	UKRAINE	3 464	265	185
CAMEROON	1 567	588	412	RUSSIA	16 189	1 073	754
CENT AFR REP	188	52	34	USA	2 935	461	323
GABON	285	64	44	MEXICO	8 635	552	387
CONGO	251	304	215	BRAZIL	4 688	232	163
ZAIRE	1 678	734	517	INDONESIA	4 002	207	144
BURUNDI	313	173	123	JAPAN	688	168	116
ANGOLA	253	102	73	TAIWAN	150	48	34
ETHIOPIA	3 034	919	650	HONG KONG	61	70	50
KENYA	9 111	2 819	1 966	EXPORTS	2 761 633	100 990	70 456
UGANDA	172	56	38	FRANCE	767 017	2 067	1 423
TANZANIA	611	250	174	BELGIUM LUX	137 096	6 498	4 521
MOZAMBIQUE	160	67	46	NETHERLANDS	475 661	14 370	10 031
MADAGASCAR	2 885	1 476	1 029	ITALY	373 049	26 605	18 583
REUNION	1 172	347	242	UNITD KINGDOM	31 648	1 949	1 369
MAURITIUS	2 208	1 184	824	IRELAND	26 501	2 808	1 953
ZAMBIA	4 282	529	372	DENMARK	6 299	628	438
ZIMBABWE	1 534	960	670	GREECE	47 365	2 491	1 731
MALAWI	302	51	35	PORTUGAL	22 691	1 350	946
SOUTH AFRICA	134 550	70 123	48 971	SPAIN	34 233	2 086	1 470
NAMIBIA	412	266	187	SWEDEN	12 875	733	515
USA	960 383	458 264	319 763	AUSTRIA	40 930	3 177	2 221
CANADA	92 886	35 024	24 527	EU	1 976 641	64 783	45 216
MEXICO	54 127	22 005	15 254	NORWAY	1 810	84	59
GUATEMALA	6 087	2 356	1 632	SWITZERLAND	40 134	2 735	1 904
HONDURAS	633	332	231	TURKEY	877	134	90
EL SALVADOR	6 064	2 008	1 404	LATVIA	7 159	197	137
COSTA RICA	12 510	2 579	1 785	LITHUANIA	6 181	265	188
PANAMA	192	189	129	POLAND	18 737	2 033	1 420
CUBA	1 614	685	476	CZECH REPUBL	10 402	1 553	1 091
DOMINIC REP	4 163	1 322	912	HUNGARY	2 020	168	118
GUADELOUPE	275	64	45	BULGARIA	2 290	117	82
JAMAICA	1 149	423	293	SLOVENIA	585	76	54
BARBADOS	598	140	96	SOUTH AFRICA	695	95	70
TRINIDAD TOB	428	143	101	USA	128 132	11 173	7 762
NETH ANTILL	46	45	32	CANADA	1 547	137	95
COLOMBIA	30 134	16 898	11 798	MEXICO	213	43	30
VENEZUELA	20 242	13 626	9 553	SYRIA	676	82	57
SURINAME	4 228	730	507	ISRAEL	1 751	136	91
ECUADOR	5 232	2 981	2 080	SAUDI ARABIA	214	43	31
PERU	12 929	6 526	4 552	PAKISTAN	10 360	501	347
BRAZIL	95 569	62 262	43 360	INDIA	37 693	1 348	933
CHILE	21 967	12 004	8 368	THAILAND	622	132	94
BOLIVIA	749	577	399	INDONESIA	3 090	186	129
PARAGUAY	2 738	1 016	716	MALAYSIA	985	43	30
URUGUAY	7 005	2 661	1 862	SINGAPORE	3 036	117	83
ARGENTINA	68 726	33 569	23 409	PHILIPPINES	47 069	1 628	1 138
CYPRUS	16 235	6 087	4 227	CHINA	65 221	920	652
LEBANON	14 213	4 555	3 182	NORTH KOREA	99 153	608	419
SYRIA	40 460	8 110	5 694	SOUTH KOREA	2 746	168	116
IRAN	63 627	20 287	14 121	JAPAN	552	515	355
ISRAEL	131 537	45 605	31 804	TAIWAN	2 511	482	335
JORDAN	9 964	3 385	2 350	HONG KONG	284 568	10 126	7 080
SAUDI ARABIA	78 499	20 857	14 514	UNID COUNTR	1 067	84	56
KUWAIT	22 721	4 691	3 260				
BAHRAIN	3 986	1 343	933				
QATAR	2 657	1 328	936				
ARAB EMIRAT	55 051	19 646	13 667				

6 IMPORTS AND EXPORTS (SPECIAL TRADE) BY GROUPS OF THE SITC-REV. III AND BY COUNTRIES OF PRODUCTION AND CONSUMPTION 1995

GROUP COUNTRY	DT = 100 KG	1 000 DM	1 000 \$	GROUP COUNTRY	DT = 100 KG	1 000 DM	1 000 \$
581 PLASTIC TUBE,PIPE,HOSE							
IMPORTS	880 178	948 427	663 786	GUINEA	603	240	162
FRANCE	79 505	87 462	61 152	IVORY COAST	100	109	77
BELGIUM LUX	73 784	82 230	57 546	GHANA	341	411	291
NETHERLANDS	68 689	77 320	54 266	NIGERIA	3 535	3 000	2 091
ITALY	248 619	133 040	93 195	CAMEROON	94	52	35
UNITED KINGDOM	43 127	72 009	50 306	CONGO	96	67	48
IRELAND	3 117	12 530	8 763	ZAIRE	224	130	93
DENMARK	29 938	29 148	20 442	BURUNDI	163	197	136
GREECE	24 524	10 080	7 086	ETHIOPIA	87	114	76
PORTUGAL	331	552	387	ERITREA	822	264	187
SPAIN	10 604	12 585	8 822	SOMALIA	100	40	30
SWEDEN	33 962	28 252	19 704	KENYA	62	96	65
FINLAND	8 541	10 266	7 204	UGANDA	229	108	75
AUSTRIA	78 658	88 010	61 685	TANZANIA	371	195	136
EU	703 399	643 484	450 558	SEYCHELLES	56	51	36
NORWAY	3 527	1 444	1 004	MOZAMBIQUE	318	110	77
LIECHTENST	430	232	161	REUNION	39	131	86
SWITZERLAND	95 957	167 359	117 006	MAURITIUS	60	106	76
TURKEY	1 162	958	671	SOUTH AFRICA	3 554	6 016	4 215
POLAND	7 105	4 255	2 973	NAMIBIA	1 054	476	329
CZECH REPUBL	16 534	13 968	9 814	USA	40 398	84 686	59 327
SLOVAKIA	3 625	1 042	725	CANADA	5 239	9 855	6 888
HUNGARY	6 126	1 690	1 181	MEXICO	1 769	5 631	3 917
ROMANIA	108	45	31	GUATEMALA	39	184	125
BULGARIA	191	109	76	HONDURAS	72	126	88
UKRAINE	58	75	52	EL SALVADOR	93	250	174
RUSSIA	183	166	119	COSTA RICA	730	2 103	1 458
SLOVENIA	3 370	1 614	1 125	PANAMA	55	197	137
CROATIA	284	101	68	CUBA	19	91	66
MACEDONIA	99	167	116	BAHAMAS	7	78	57
USA	12 424	48 926	34 226	DOMINIC REP	122	554	391
CANADA	3 010	5 276	3 701	GUADALOUPE	40	47	32
BRAZIL	833	1 197	822	MARTINIQUE	43	56	37
CYPRUS	281	211	147	TRINIDAD TOB	16	54	37
ISRAEL	8 391	17 985	12 598	NETH ANTILL	44	59	42
SAUDI ARABIA	749	336	229	COLOMBIA	584	1 812	1 267
INDIA	10	77	55	VENEZUELA	608	1 821	1 276
THAILAND	648	1 103	763	ECUADOR	199	622	436
INDONESIA	648	409	290	PERU	465	1 332	914
MALAYSIA	12	64	44	BRAZIL	5 261	9 145	6 414
SINGAPORE	237	1 399	974	CHILE	3 531	5 075	3 540
PHILIPPINES	41	49	35	BOLIVIA	84	356	252
CHINA	3 083	2 122	1 482	PARAGUAY	86	171	121
SOUTH KOREA	265	661	463	URUGUAY	234	373	259
JAPAN	6 416	30 262	21 130	ARGENTINA	1 709	2 790	1 939
TAIWAN	708	1 169	823	CYPRUS	4 847	3 308	2 298
HONG KONG	165	160	113	LEBANON	2 963	2 148	1 495
AUSTRALIA	51	141	97	SYRIA	317	311	211
NEW ZEALAND	2	57	38	IRAN	1 264	1 934	1 350
EXPORTS	1 630 272	1 719 961	1 202 561	ISRAEL	4 204	9 057	6 353
FRANCE	226 384	192 503	134 557	JORDAN	807	1 107	769
BELGIUM LUX	150 600	135 720	94 856	SAUDI ARABIA	4 382	7 570	5 323
NETHERLANDS	205 630	135 594	94 635	KUWAIT	6 858	7 616	5 351
ITALY	114 580	132 142	92 451	BAHRAIN	181	387	271
UNITED KINGDOM	69 519	98 875	69 126	QATAR	138	81	58
IRELAND	7 838	9 540	6 684	ARAB EMIRAT	1 963	2 814	1 966
DENMARK	64 907	76 609	53 460	OMAN	171	502	347
GREECE	17 045	20 130	14 077	YEMEN	121	66	47
PORTUGAL	15 877	26 056	18 219	AFGHANISTAN	251	98	69
SPAIN	26 456	41 331	28 908	PAKISTAN	402	1 108	761
SWEDEN	25 571	53 229	37 083	INDIA	1 785	4 844	3 391
FINLAND	9 045	16 613	11 660	BANGLADESH	90	405	288
AUSTRIA	163 881	136 689	95 625	SRI LANKA	10	46	30
EU	1 097 333	1 075 031	751 401	THAILAND	1 516	4 604	3 250
ICELAND	764	904	633	VIETNAM	41	123	82
NORWAY	11 049	12 649	8 852	INDONESIA	529	1 973	1 345
LIECHTENST	166	91	64	MALAYSIA	1 781	3 310	2 318
SWITZERLAND	125 456	116 314	81 294	SINGAPORE	3 840	7 964	5 572
MALTA	474	1 002	687	PHILIPPINES	525	2 805	1 990
SAN MARINO	28	108	74	CHINA	681	2 863	1 975
TURKEY	18 144	16 301	11 314	SOUTH KOREA	1 947	5 520	3 864
ESTONIA	640	510	357	JAPAN	3 838	12 610	8 825
LATVIA	1 675	2 140	1 500	TAIWAN	2 468	3 919	2 739
LITHUANIA	3 420	3 298	2 306	HONG KONG	2 582	5 285	3 687
POLAND	62 506	66 399	46 508	AUSTRALIA	4 274	11 509	8 043
CZECH REPUBL	87 736	64 418	45 092	PAPUA NEW G	51	360	246
SLOVAKIA	8 674	8 293	5 810	NEW ZEALAND	414	1 493	1 041
HUNGARY	19 892	37 558	26 372	WEST SAMOA	94	94	68
ROMANIA	1 793	3 473	2 428	FR POLYNESIA	17	104	72
BULGARIA	1 957	2 527	1 786	UNID COUNTR	1 043	816	568
UKRAINE	803	886	615	582 PLASTIC PLATE, SHEETS, ETC			
BELARUS	5 773	4 053	2 834	IMPORTS	6 683 922	4 058 857	2 838 298
RUSSIA	9 336	15 738	10 961	FRANCE	577 320	345 667	241 841
AZERBAIJAN	79	48	33	BELGIUM LUX	1 097 323	733 789	512 209
KAZAKHSTAN	12 868	3 154	2 205	NETHERLANDS	890 967	540 857	377 893
UZBEKISTAN	1 733	734	524	ITALY	1 124 798	558 691	391 553
SLOVENIA	3 694	6 885	4 809	UNITED KINGDOM	391 627	260 108	181 858
CROATIA	8 791	7 297	5 078	IRELAND	24 074	49 521	34 692
BOS HERZEGOV	642	247	172	DENMARK	99 397	55 493	38 766
SERB MONTNEG	264	956	651	GREECE	10 327	3 436	2 427
MACEDONIA	402	1 291	910	PORTUGAL	19 568	8 314	5 775
MOROCCO	4 610	6 872	4 837	SPAIN	170 626	80 209	56 288
ALGERIA	1 011	4 097	2 887	SWEDEN	89 049	38 708	27 029
TUNISIA	623	721	502	FINLAND	60 701	39 271	27 282
LIBYA	2 189	2 696	1 871	AUSTRIA	441 580	236 309	165 250
EGYPT	1 055	3 089	2 183	EU	4 997 357	2 950 373	2 062 863
SUDAN	2 655	759	529	NORWAY	11 628	4 033	2 817
MALI	139	53	36	SWITZERLAND	571 281	346 558	242 151
NIGER	172	139	98	TURKEY	6 554	3 392	2 388
CHAD	908	166	115	LITHUANIA	1 347	271	189
GUIN BISSAU	391	226	155	POLAND	29 619	9 534	6 661
				CZECH REPUBL	92 033	28 215	19 745
				SLOVAKIA	83 702	25 063	17 535

6 IMPORTS AND EXPORTS (SPECIAL TRADE) BY GROUPS OF THE SITC-REV. III AND BY COUNTRIES OF PRODUCTION AND CONSUMPTION 1995

GROUP COUNTRY	DT = 100 KG	1 000 DM	1 000 \$	GROUP COUNTRY	DT = 100 KG	1 000 DM	1 000 \$
HUNGARY	93 147	35 955	25 176	ERITREA	492	773	524
ROMANIA	914	183	129	DJIBOUTI	97	150	102
BULGARIA	6 701	1 561	1 093	KENYA	2 946	2 238	1 580
UKRAINE	2 071	248	169	TANZANIA	279	148	106
RUSSIA	421	256	182	MOZAMBIQUE	611	181	126
SLOVENIA	14 878	7 416	5 182	MADAGASCAR	1 033	341	237
CROATIA	6 118	2 399	1 678	REUNION	135	232	157
MACEDONIA	1 524	1 601	1 129	MAURITIUS	952	621	429
USA	194 338	252 177	176 396	ZIMBABWE	1 401	1 033	719
CANADA	13 780	9 046	6 327	SOUTH AFRICA	53 279	41 624	29 111
MEXICO	1 995	2 036	1 425	NAMIBIA	84	96	64
HAITI	402	624	415	USA	393 219	311 605	217 692
COLOMBIA	414	225	155	CANADA	28 517	23 917	16 670
BRAZIL	352	175	126	MEXICO	21 194	14 209	9 905
ISRAEL	37 236	21 966	15 317	GUATEMALA	1 551	1 140	785
SAUDI ARABIA	121 642	18 223	12 727	HONDURAS	544	490	347
ARAB EMIRAT	391	278	195	EL SALVADOR	1 323	1 395	937
INDIA	8 285	4 725	3 305	NICARAGUA	25	49	34
THAILAND	13 993	7 956	5 574	COSTA RICA	6 272	5 691	3 960
INDONESIA	6 353	1 995	1 398	PANAMA	443	459	317
MALAYSIA	997	452	318	CUBA	209	633	444
SINGAPORE	142	367	256	HAITI	978	389	273
PHILIPPINES	1 524	852	600	BAHAMAS	24	60	44
CHINA	27 594	12 558	8 823	DOMINIC REP	357	292	204
SOUTH KOREA	104 736	69 138	48 420	GUADELOUPE	170	143	98
JAPAN	193 222	216 693	151 812	MARTINIQUE	31	50	34
TAIWAN	35 931	20 442	14 301	JAMAICA	536	615	435
HONG KONG	368	1 413	1 013	BARBADOS	44	44	32
AUSTRALIA	80	71	48	TRINIDAD TOB	1 232	1 136	794
NEW ZEALAND	323	124	87	NETH ANTILL	125	69	45
EXPORTS	9 902 464	6 515 342	4 551 597	COLOMBIA	6 364	5 255	3 677
FRANCE	1 573 697	946 923	662 457	VENEZUELA	2 757	2 292	1 601
BELGIUM LUX	671 140	422 241	295 078	GUYANA	141	106	75
NETHERLANDS	1 151 251	692 743	484 049	SURINAME	296	101	73
ITALY	745 668	494 122	344 379	ECUADOR	843	1 351	943
UNITED KINGDOM	1 199 389	722 215	504 046	PERU	1 985	1 760	1 219
IRELAND	103 663	69 279	48 517	BRAZIL	24 649	33 479	23 354
DENMARK	299 240	185 283	129 383	CHILE	12 762	9 716	6 786
GREECE	73 563	48 973	34 233	BOLIVIA	424	483	338
PORTUGAL	72 443	72 794	50 768	PARAGUAY	118	122	85
SPAIN	356 993	256 109	178 788	URUGUAY	626	643	446
SWEDEN	198 243	150 235	104 811	ARGENTINA	12 416	10 667	7 429
FINLAND	81 482	67 461	47 054	CYPRUS	4 466	2 985	2 093
AUSTRIA	491 046	315 822	220 479	LEBANON	4 825	3 401	2 377
EU	7 017 818	4 444 200	3 104 042	SYRIA	7 287	1 954	1 353
CANARY IS	1 466	1 339	916	IRAN	22 658	12 030	8 364
CEUTA MEL	220	51	35	ISRAEL	59 658	38 318	26 787
ICELAND	4 271	3 038	2 114	JORDAN	2 438	1 781	1 242
NORWAY	47 450	36 628	25 602	SAUDI ARABIA	85 927	42 026	29 379
LIECHTENST	2 110	1 363	956	KUWAIT	4 177	4 280	2 973
SWITZERLAND	618 269	394 988	276 323	BAHRAIN	357	415	288
FAEROE IS	178	166	112	QATAR	256	319	228
ANDORRA	1 025	646	451	ARAB EMIRAT	11 002	8 993	6 299
MALTA	2 769	2 861	1 999	OMAN	896	484	337
SAN MARINO	188	152	106	YEMEN	296	232	164
TURKEY	109 221	73 111	51 189	PAKISTAN	8 453	4 887	3 394
ESTONIA	2 475	1 491	1 046	INDIA	19 502	15 297	10 721
LATVIA	4 338	3 414	2 369	BANGLADESH	5 896	2 582	1 804
LITHUANIA	8 991	7 177	5 001	SRI LANKA	1 384	1 931	1 349
POLAND	308 817	181 357	126 672	MYANMAR	198	75	53
CZECH REPUBL	215 132	124 348	87 064	THAILAND	16 201	16 264	11 362
SLOVAKIA	39 873	26 510	18 514	VIETNAM	1 481	2 971	2 067
HUNGARY	86 569	57 949	40 450	INDONESIA	19 701	16 089	11 262
ROMANIA	11 993	11 704	8 193	MALAYSIA	9 989	8 938	6 229
BULGARIA	17 035	10 865	7 577	SINGAPORE	41 492	26 063	18 207
ALBANIA	507	215	154	PHILIPPINES	4 252	4 064	2 840
UKRAINE	4 466	3 539	2 468	MONGOLIA	115	69	47
BELARUS	4 505	3 701	2 577	CHINA	12 517	18 632	13 006
MOLDOVA	272	393	276	NORTH KOREA	159	314	220
RUSSIA	99 668	83 526	58 264	SOUTH KOREA	45 315	54 256	37 980
AZERBAIJAN	126	119	82	JAPAN	47 110	57 503	40 202
KAZAKHSTAN	1 965	1 980	1 389	TAIWAN	38 032	49 351	34 601
UZBEKISTAN	427	486	343	HONG KONG	65 188	50 844	35 574
TADJIKISTAN	42	59	41	MACAO	1 369	1 372	946
KYRGYZSTAN	44	83	59	AUSTRALIA	55 469	37 000	25 833
SLOVENIA	33 205	24 077	16 890	PAPUA NEW G	85	61	41
CROATIA	16 981	11 987	8 362	NEW ZEALAND	15 102	9 401	6 572
BOS HERZEGOV	71	107	73	NEW CALEDON	576	361	249
SERB MONTNEG	976	666	470	FR POLYNESIA	637	272	188
MACEDONIA	1 639	1 122	778	UNID COUNTR	2 183	1 850	1 269
MOROCCO	3 073	2 082	1 464	583 MONOFILAMENT OF PLASTICS			
ALGERIA	1 579	1 377	955	IMPORTS	271 583	179 883	125 797
TUNISIA	12 925	7 846	5 488	FRANCE	74 417	36 259	25 408
LIBYA	1 576	1 222	855	BELGIUM LUX	18 273	22 656	15 845
EGYPT	9 440	6 507	4 557	NETHERLANDS	18 965	15 649	10 949
SUDAN	91	210	145	ITALY	37 658	21 279	14 867
MAURITANIA	79	151	100	UNITED KINGDOM	17 540	10 951	7 627
MALI	262	261	185	DENMARK	969	745	526
BURKINA FASO	388	329	228	PORTUGAL	766	768	540
NIGER	197	42	30	SPAIN	33 708	13 576	9 501
CHAD	207	206	145	SWEDEN	3 060	1 887	1 327
SENEGAL	152	102	73	FINLAND	157	161	112
GUINEA	317	202	138	AUSTRIA	24 796	22 155	15 501
SIERRA LEONE	388	598	425	EU	230 325	146 126	102 232
IVORY COAST	1 369	1 108	782	NORWAY	145	125	85
GHANA	331	320	222	LIECHTENST	634	237	172
NIGERIA	5 163	2 505	1 750	SWITZERLAND	10 928	12 609	8 794
CAMEROON	120	110	79	TURKEY	278	115	81
CENT AFR REP	153	84	56	POLAND	4 745	2 990	2 080
GABON	129	99	68	CZECH REPUBL	1 136	530	372
CONGO	401	260	182	SLOVAKIA	740	103	74
ZAIRE	361	294	207	HUNGARY	5 785	1 673	1 166
ANGOLA	55	59	39	RUSSIA	220	220	155
ETHIOPIA	119	165	117				

6 IMPORTS AND EXPORTS (SPECIAL TRADE) BY GROUPS OF THE SITC-REV. III AND BY COUNTRIES OF PRODUCTION AND CONSUMPTION 1995

GROUP COUNTRY	DT = 100 KG	1 000 DM	1 000 \$	GROUP COUNTRY	DT = 100 KG	1 000 DM	1 000 \$
SLOVENIA	2 549	1 032	718	NETHERLANDS	93 083	46 067	32 293
CROATIA	694	229	159	ITALY	15 420	15 794	11 100
SOUTH AFRICA	32	111	78	UNITD KINGDOM	59 861	91 132	63 795
USA	5 535	7 767	5 429	IRELAND	483	1 626	1 141
CANADA	246	276	195	DENMARK	3 532	2 634	1 839
ISRAEL	6 781	3 581	2 502	PORTUGAL	1 431	200	143
THAILAND	47	76	53	SPAIN	7 507	4 725	3 325
CHINA	251	189	128	SWEDEN	3 576	7 547	5 385
JAPAN	246	1 193	836	FINLAND	864	609	424
TAIWAN	152	568	394	AUSTRIA	23 467	41 131	28 639
AUSTRALIA	55	77	54	EU	496 490	691 479	484 676
EXPORTS	1 512 763	975 716	682 064	NORWAY	321	167	119
FRANCE	252 121	138 827	96 994	LIECHTENST	184	458	326
BELGIUM LUX	123 512	95 656	66 885	SWITZERLAND	76 273	118 044	83 164
NETHERLANDS	136 844	102 364	71 602	TURKEY	3 697	3 110	2 219
ITALY	45 606	37 453	26 191	POLAND	5 059	2 451	1 722
UNITD KINGDOM	248 022	125 634	87 715	CZECH REPUBL	3 916	2 863	2 010
IRELAND	7 610	4 196	2 934	SLOVAKIA	12 830	4 696	3 284
DENMARK	24 399	19 726	13 783	HUNGARY	1 260	623	440
GREECE	20 959	14 059	9 837	ROMANIA	3 478	1 003	710
PORTUGAL	12 715	7 911	5 528	BULGARIA	4 395	1 085	761
SPAIN	59 330	42 847	29 767	RUSSIA	1 860	501	346
SWEDEN	13 177	21 701	15 266	SLOVENIA	1 491	2 487	1 749
FINLAND	5 184	5 515	3 845	USA	24 728	27 027	18 952
AUSTRIA	148 356	85 848	59 967	CANADA	315	113	80
EU	1 097 635	701 737	490 294	COLOMBIA	799	154	110
CANARY IS	109	156	109	ISRAEL	640	472	334
ICELAND	400	377	261	INDIA	601	295	204
NORWAY	3 964	3 671	2 565	MALAYSIA	474	260	184
LIECHTENST	50	43	30	CHINA	3 795	2 451	1 720
SWITZERLAND	124 532	77 661	54 361	SOUTH KOREA	361	651	451
FAEROE IS	165	124	89	JAPAN	7 783	33 272	23 115
MALTA	341	249	177	TAIWAN	306	339	234
SAN MARINO	127	68	49	HONG KONG	143	203	142
TURKEY	10 222	8 136	5 688	AUSTRALIA	2 252	774	530
ESTONIA	4 018	2 596	1 817	EXPORTS	1 989 780	2 668 840	1 861 026
LATVIA	1 945	1 318	930	FRANCE	542 293	919 191	638 994
LITHUANIA	4 875	3 355	2 357	BELGIUM LUX	97 138	105 905	74 568
POLAND	86 012	50 230	35 158	NETHERLANDS	89 015	89 635	63 017
CZECH REPUBL	78 852	46 892	32 831	ITALY	164 140	148 797	102 776
SLOVAKIA	6 201	4 182	2 919	UNITD KINGDOM	113 524	164 940	115 584
HUNGARY	6 060	4 794	3 342	IRELAND	9 730	15 175	10 714
ROMANIA	2 483	1 810	1 263	DENMARK	28 355	38 511	26 798
BULGARIA	778	600	422	GREECE	20 283	34 745	24 202
UKRAINE	1 868	1 550	1 089	PORTUGAL	25 997	31 115	21 719
BELARUS	3 412	2 334	1 645	SPAIN	79 695	86 580	60 203
MOLDOVA	24	85	59	SWEDEN	29 587	33 238	23 309
RUSSIA	11 841	9 292	6 511	FINLAND	15 636	15 092	10 581
KAZAKHSTAN	702	440	312	AUSTRIA	43 775	41 460	29 005
SLOVENIA	4 551	3 358	2 354	EU	1 259 168	1 724 384	1 201 470
CROATIA	3 679	2 624	1 839	CANARY IS	984	145	100
MACEDONIA	84	73	51	ICELAND	32	57	39
MOROCCO	144	133	92	NORWAY	8 656	11 636	8 135
TUNISIA	102	54	35	LIECHTENST	537	450	315
EGYPT	285	294	202	SWITZERLAND	36 319	39 469	27 509
SENEGAL	133	90	65	MALTA	658	559	395
GHANA	3 960	1 049	736	TURKEY	10 624	14 905	10 380
NIGERIA	441	231	164	ESTONIA	598	1 173	823
KENYA	92	79	56	LATVIA	1 210	1 470	1 033
SOUTH AFRICA	1 718	2 057	1 441	LITHUANIA	1 119	1 671	1 164
USA	9 178	8 482	5 921	POLAND	50 631	57 735	40 315
CANADA	2 050	1 580	1 099	CZECH REPUBL	18 316	23 712	16 781
MEXICO	426	748	521	SLOVAKIA	5 409	5 502	3 851
COLOMBIA	129	212	147	HUNGARY	18 974	26 862	18 676
ECUADOR	127	270	186	ROMANIA	7 762	10 610	7 449
PERU	45	84	58	BULGARIA	3 580	6 043	4 228
BRAZIL	1 833	2 906	2 036	UKRAINE	14 568	28 438	19 886
CHILE	927	979	687	BELARUS	606	644	449
ARGENTINA	373	330	230	MOLDOVA	713	1 656	1 177
CYPRUS	299	190	133	RUSSIA	21 723	32 299	22 811
LEBANON	148	134	93	KAZAKHSTAN	745	983	682
IRAN	357	364	255	TURKMENISTAN	1 466	8 757	5 998
ISRAEL	1 714	1 700	1 191	UZBEKISTAN	7 570	18 218	12 525
JORDAN	93	83	59	KYRGHYZSTAN	423	698	460
SAUDI ARABIA	862	975	684	SLOVENIA	7 499	8 238	5 754
KUWAIT	84	85	58	CROATIA	5 054	4 465	3 138
ARAB EMIRAT	2 029	2 014	1 411	MACEDONIA	1 596	1 616	1 147
OMAN	201	218	151	MOROCCO	7 921	7 360	5 161
INDIA	277	508	352	ALGERIA	1 108	1 367	928
BANGLADESH	57	61	42	TUNISIA	1 853	2 496	1 745
SRI LANKA	66	102	71	LIBYA	1 288	1 523	1 070
THAILAND	1 126	976	685	EGYPT	4 585	7 337	5 169
VIETNAM	151	90	62	SUDAN	5 222	4 827	3 425
INDONESIA	115	62	42	MALI	51	125	88
MALAYSIA	93	85	60	BURKINA FASO	365	733	521
SINGAPORE	3 813	3 442	2 419	SENEGAL	449	307	213
PHILIPPINES	388	425	300	GUINEA	45	43	33
CHINA	543	993	696	IVORY COAST	799	1 799	1 236
SOUTH KOREA	2 418	2 744	1 893	GHANA	2 622	3 590	2 504
JAPAN	1 912	2 057	1 449	NIGERIA	2 032	1 507	1 060
TAIWAN	8 412	5 342	3 755	CAMEROON	465	589	402
HONG KONG	6 495	1 589	1 118	GABON	42	88	62
AUSTRALIA	1 723	1 885	1 314	ZAIRE	188	130	89
NEW ZEALAND	1 317	1 083	755	ANGOLA	131	324	222
NEW CALEDON	50	57	38	ETHIOPIA	5 386	3 286	2 322
FR POLYNESIA	44	60	41	ERITREA	23	104	75
UNID COUNTR	479	365	258	KENYA	4 192	6 233	4 324
				TANZANIA	1 415	1 067	757
				MOZAMBIQUE	15	257	185
				REUNION	338	333	273
				MAURITIUS	192	276	194
				ZIMBABWE	334	566	388
				SOUTH AFRICA	8 845	18 521	12 960
				NAMIBIA	173	83	60
591 INSECTICIDES, ETC.							
IMPORTS	653 514	895 047	627 631				
FRANCE	184 030	338 984	238 119				
BELGIUM LUX	103 223	140 997	98 450				

6 IMPORTS AND EXPORTS (SPECIAL TRADE) BY GROUPS OF THE SITC-REV. III AND BY COUNTRIES OF PRODUCTION AND CONSUMPTION 1995

GROUP COUNTRY	DT = 100 KG	1 000 DM	1 000 \$	GROUP COUNTRY	DT = 100 KG	1 000 DM	1 000 \$
USA	68 673	93 251	64 695	CANADA	581	578	403
CANADA	15 098	12 005	8 515	COLOMBIA	5 750	3 873	2 705
MEXICO	11 882	16 881	11 695	BRAZIL	13 807	9 403	6 581
GUATEMALA	5 574	8 952	6 255	ARGENTINA	3 698	2 281	1 607
BELIZE	90	192	135	ISRAEL	3 528	931	651
HONDURAS	3 419	6 887	4 774	PAKISTAN	2 375	1 970	1 365
EL SALVADOR	639	965	668	INDIA	566	107	78
NICARAGUA	952	1 273	901	THAILAND	82 375	8 379	5 867
COSTA RICA	10 032	18 496	12 921	MALAYSIA	655	282	195
PANAMA	1 238	2 609	1 825	SINGAPORE	355	840	604
CUBA	7 382	4 280	2 927	CHINA	3 949	1 297	899
DOMINIC REP	2 922	3 780	2 654	SOUTH KOREA	1 628	1 285	902
GUADELOUPE	136	392	272	JAPAN	4 384	13 476	9 438
DOMINICA	68	49	34	TAIWAN	3 168	2 207	1 541
MARTINIQUE	294	821	563	AUSTRALIA	7 445	4 928	3 383
JAMAICA	787	772	545	NEW ZEALAND	120 956	79 168	55 304
ST LUCIA	67	174	121				
ST VINCENT	58	149	106	EXPORTS	7 487 896	1 596 867	1 115 306
BARBADOS	259	172	122	FRANCE	640 240	167 945	117 501
TRINIDAD TOB	719	790	559	BELGIUM LUX	226 105	97 697	68 141
NETH ANTILL	59	167	116	NETHERLANDS	926 586	155 751	108 702
COLOMBIA	22 857	27 974	19 544	ITALY	345 950	114 387	79 510
VENEZUELA	3 426	1 759	1 236	UNITD KINGDOM	449 050	92 072	64 234
GUYANA	60	114	80	IRELAND	35 854	10 023	6 981
SURINAME	414	961	653	DENMARK	150 825	30 846	21 581
ECUADOR	11 016	10 388	7 273	GREECE	34 312	14 333	10 030
PERU	4 087	2 926	2 034	PORTUGAL	30 360	11 575	8 101
BRAZIL	4 065	6 437	4 487	SPAIN	165 044	57 550	40 197
CHILE	12 313	14 334	10 135	SWEDEN	264 696	41 124	28 620
BOLIVIA	301	689	483	FINLAND	157 398	22 147	15 507
PARAGUAY	1 000	2 154	1 525	AUSTRIA	216 157	65 329	45 657
URUGUAY	2 668	3 899	2 719	EU	3 642 577	880 779	614 762
ARGENTINA	18 691	31 423	21 981	CANARY IS		251	179
CYPRUS	727	684	483	ICELAND	1 560	609	422
LEBANON	1 772	2 168	1 501	NORWAY	62 028	14 059	9 833
SYRIA	2 183	4 048	2 814	LIECHTENST	134	117	82
IRAN	21 871	25 537	17 944	SWITZERLAND	379 403	71 883	50 322
ISRAEL	6 675	10 574	7 380	FAEROE IS	4 674	563	394
JORDAN	1 227	1 206	846	MALTA	1 270	922	649
SAUDI ARABIA	11 110	13 124	9 146	TURKEY	64 497	17 614	12 323
KUWAIT	301	280	194	ESTONIA	713	355	249
QATAR	220	121	83	LATVIA	1 960	883	608
ARAB EMIRAT	2 566	2 932	2 046	LITHUANIA	15 865	2 037	1 421
OMAN	789	859	593	POLAND	366 362	59 896	42 014
YEMEN	2 219	1 791	1 266	CZECH REPUB	71 367	21 522	15 090
PAKISTAN	6 765	6 151	4 307	SLOVAKIA	11 187	5 153	3 611
INDIA	1 052	1 151	804	HUNGARY	34 733	16 187	11 341
BANGLADESH	2 636	1 371	956	ROMANIA	8 480	3 270	2 289
SRI LANKA	4 941	3 970	2 781	BULGARIA	6 916	2 545	1 769
NEPAL	70	59	40	UKRAINE	4 980	2 457	1 718
THAILAND	23 692	22 265	15 521	BELARUS	2 203	1 200	844
VIETNAM	5 356	7 728	5 378	MOLDOVA	2 872	315	218
INDONESIA	18 598	14 140	9 839	RUSSIA	41 159	14 651	10 248
MALAYSIA	6 673	8 518	5 927	KAZAKHSTAN	1 450	830	579
SINGAPORE	2 431	1 912	1 330	UZBEKISTAN	655	499	341
PHILIPPINES	9 760	14 607	10 240	SLOVENIA	30 823	6 827	4 780
MONGOLIA	132	217	149	CROATIA	8 983	5 273	3 690
CHINA	11 710	11 457	7 978	SERB MONTNEG	198	133	93
SOUTH KOREA	17 482	15 757	10 882	MACEDONIA	1 558	828	578
JAPAN	42 723	77 995	54 429	MOROCCO	10 949	7 307	5 128
TAIWAN	14 014	19 683	13 759	ALGERIA	6 092	1 413	986
HONG KONG	1 436	1 784	1 260	TUNISIA	7 909	2 792	1 950
MACAO	182	139	98	LIBYA	517	263	184
AUSTRALIA	13 016	14 273	9 995	EGYPT	12 205	5 584	3 929
NEW ZEALAND	6 572	8 144	5 757	SUDAN	910	232	162
FR POLYNESIA	259	99	68	MAURITANIA	42	55	38
UNID COUNTR	162	125	88	BURKINA FASO	429	64	43
592 STARCHES, INULIN, ETC.				SENEGAL	283	156	109
IMPORTS	5 479 270	1 288 702	901 915	IVORY COAST	1 484	406	288
FRANCE	1 599 727	235 289	164 818	GHANA	1 475	295	208
BELGIUM LUX	555 803	113 477	79 227	TOGO	1 153	165	116
NETHERLANDS	1 849 052	302 728	211 966	BENIN	251	115	79
ITALY	232 642	38 021	26 617	NIGERIA	2 928	1 005	696
UNITD KINGDOM	79 445	46 710	32 627	CAMEROON	1 415	592	417
IRELAND	36 416	46 120	32 313	CENT AFR REP	632	178	127
DENMARK	127 659	25 704	17 986	GABON	540	249	175
GREECE	149	71	51	CONGO	320	140	97
PORTUGAL	11 385	3 377	2 353	ZAIRE	1 703	1 050	732
SPAIN	12 420	6 186	4 345	RWANDA	286	119	83
SWEDEN	67 103	24 158	16 970	BURUNDI	211	124	87
FINLAND	9 818	3 399	2 408	ANGOLA	383	229	159
AUSTRIA	271 290	34 858	24 559	ETHIOPIA	271	143	99
EU	4 852 909	880 078	616 240	KENYA	1 656	447	314
NORWAY	2 175	1 225	854	TANZANIA	787	314	221
LIECHTENST	38	361	254	SEYCHELLES	175	56	41
SWITZERLAND	91 220	55 235	38 653	MADAGASCAR	1 037	135	92
TURKEY	798	225	155	REUNION	249	273	195
ESTONIA	288	164	114	MAURITIUS	339	188	129
LATVIA	8 904	5 031	3 535	ZIMBABWE	405	161	111
LITHUANIA	24 144	15 677	10 968	MALAWI	137	71	51
POLAND	26 580	15 943	11 131	SOUTH AFRICA	60 004	10 887	7 581
CZECH REPUB	5 150	3 814	2 659	NAMIBIA	302	328	226
HUNGARY	1 362	941	643	USA	436 587	116 979	81 876
ROMANIA	2 463	1 144	799	CANADA	72 682	14 430	10 113
BULGARIA	200	114	81	MEXICO	62 650	7 007	4 896
UKRAINE	61 796	35 031	24 541	GUATEMALA	847	706	492
BELARUS	7 202	4 221	2 933	HONDURAS	1 095	320	221
RUSSIA	56 418	33 567	23 470	EL SALVADOR	193	165	109
AZERBAIJAN	195	115	82	COSTA RICA	478	598	418
KAZAKHSTAN	1 102	558	389	PANAMA	213	203	141
SLOVENIA	17 922	1 118	789	CUBA	237	112	77
CROATIA	190	49	34	HAITI	348	43	30
USA	62 539	102 865	71 916	DOMINIC REP	2 749	639	448
				JAMAICA	526	209	147
				BARBADOS	24	45	31

6 IMPORTS AND EXPORTS (SPECIAL TRADE) BY GROUPS OF THE SITC-REV. III AND BY COUNTRIES OF PRODUCTION AND CONSUMPTION 1995

GROUP COUNTRY	DT = 100 KG	1 000 DM	1 000 \$	GROUP COUNTRY	DT = 100 KG	1 000 DM	1 000 \$
TRINIDAD TOB	397	101	71	LITHUANIA	258	168	119
NETH ANTILL	165	93	66	POLAND	3 977	1 709	1 199
COLOMBIA	20 791	3 668	2 572	CZECH REPUB	1 577	2 089	1 470
VENEZUELA	3 096	1 846	1 300	HUNGARY	178	230	161
ECUADOR	894	464	317	ROMANIA	166	337	233
PERU	20 576	2 368	1 652	BULGARIA	201	120	85
BRAZIL	10 656	6 445	4 509	ALBANIA	242	281	200
CHILE	12 297	4 407	3 070	UKRAINE	290	411	286
BOLIVIA	207	97	69	RUSSIA	97	203	143
PARAGUAY	430	157	108	KAZAKHSTAN	42	83	58
URUGUAY	4 223	2 305	1 608	SLOVENIA	323	583	409
ARGENTINA	10 059	3 854	2 662	CROATIA	3 433	931	658
CYPRUS	8 239	1 270	885	MOROCCO	15	84	56
LEBANON	3 633	1 506	1 057	TUNISIA	675	443	313
SYRIA	7 227	1 263	893	LIBYA	108	616	441
IRAN	2 539	1 623	1 137	GHANA	140	107	76
ISRAEL	27 437	6 483	4 519	NIGERIA	6 067	5 743	3 967
JORDAN	3 061	733	517	CAMEROON	150	127	83
SAUDI ARABIA	36 196	7 128	4 982	SOUTH AFRICA	413	801	557
KUWAIT	4 152	1 417	998	USA	1 585	8 778	6 099
BAHRAIN	1 946	435	306	CANADA	1 632	1 632	1 142
QATAR	792	196	135	VENEZUELA	2 799	2 140	1 498
ARAB EMIRAT	19 839	3 137	2 189	ECUADOR	6	196	138
OMAN	533	492	342	BRAZIL	84	192	135
YEMEN	2 238	171	120	CHILE	45	254	174
PAKISTAN	5 117	2 604	1 817	PARAGUAY	67	62	43
INDIA	1 440	919	635	ARGENTINA	83	223	158
BANGLADESH	15 832	792	550	CYPRUS	53	61	41
SRI LANKA	3 298	281	197	SYRIA	42	133	89
NEPAL	78	87	60	IRAN	71	187	129
MYANMAR	1 116	671	474	ISRAEL	173	463	319
THAILAND	207 479	25 157	17 574	JORDAN	8	78	55
VIETNAM	3 297	1 447	1 010	SAUDI ARABIA	106	298	211
INDONESIA	116 970	12 765	8 896	ARAB EMIRAT	36	141	97
MALAYSIA	22 099	5 511	3 854	OMAN	43	224	157
BRUNEI	335	67	46	YEMEN	1 511	1 603	1 133
SINGAPORE	22 617	6 310	4 412	PAKISTAN	151	375	271
PHILIPPINES	9 239	2 146	1 500	INDIA	15	88	61
CHINA	11 293	2 793	1 961	THAILAND	451	2 399	1 649
NORTH KOREA	50	56	39	MALAYSIA	190	1 582	1 132
SOUTH KOREA	329 923	40 116	27 875	BRUNEI	4	130	86
JAPAN	423 255	69 312	48 343	SINGAPORE	390	2 239	1 560
TAIWAN	250 573	19 995	13 988	PHILIPPINES	14	80	54
HONG KONG	330 942	27 893	19 460	CHINA	120	113	79
AUSTRALIA	59 035	14 557	10 159	SOUTH KOREA	87	144	99
PAPUA NEW G	300	45	30	JAPAN	113	262	187
NEW ZEALAND	4 664	1 453	1 006	TAIWAN	42	216	153
FIJI	198	58	41	HONG KONG	114	162	112
UNID COUNTR	2 418	792	550	AUSTRALIA	134	581	409
				NEW ZEALAND	56	269	184
593 EXPLOSIVES, PYROTECHNICS				597 PREPRED ADDITIVES, LIQUIDS			
IMPORTS	286 734	149 905	104 768	IMPORTS	2 215 026	603 105	420 973
FRANCE	782	14 233	9 954	FRANCE	642 372	189 192	132 114
BELGIUM LUX	3 502	8 083	5 646	BELGIUM LUX	395 013	89 734	62 355
NETHERLANDS	120	337	234	NETHERLANDS	371 794	85 207	59 577
ITALY	2 340	2 820	1 970	ITALY	184 823	44 372	31 030
UNTD KINGDOM	241	2 680	1 895	UNTD KINGDOM	261 138	59 979	41 905
DENMARK	56	277	192	DENMARK	63 555	17 175	11 919
PORTUGAL	11	54	38	SPAIN	16 711	4 218	2 988
SPAIN	77	181	126	SWEDEN	11 236	5 142	3 605
SWEDEN	885	1 827	1 281	FINLAND	1 663	291	202
FINLAND	477	1 637	1 145	AUSTRIA	7 813	3 894	2 739
AUSTRIA	1 423	620	434	EU	1 956 175	499 239	348 459
EU	9 914	32 749	22 915	CEUTA MEL	1 509	767	541
NORWAY	418	1 835	1 294	NORWAY	834	289	203
SWITZERLAND	703	27 510	19 251	SWITZERLAND	49 285	28 440	19 865
POLAND	24 350	4 721	3 307	TURKEY	3 618	1 133	788
CZECH REPUB	12 130	5 281	3 703	CZECH REPUB	260	120	84
SLOVENIA	7 537	2 638	1 854	SLOVAKIA	2 965	265	186
USA	1 421	4 029	2 798	HUNGARY	2 896	834	582
CANADA	4	43	31	RUSSIA	6 817	3 571	2 524
BRAZIL	50	100	71	SOUTH AFRICA	5 227	745	522
ARGENTINA	9	50	36	USA	178 003	55 473	38 701
INDIA	85	81	55	CANADA	274	277	198
SINGAPORE	114	334	234	MEXICO	2 928	1 979	1 377
CHINA	228 360	69 310	48 367	HAITI	31	55	37
SOUTH KOREA	534	503	349	BRAZIL	298	127	90
JAPAN	15	52	37	SINGAPORE	338	106	71
TAIWAN	215	249	170	CHINA	30	114	76
HONG KONG	689	367	258	SOUTH KOREA	18	102	71
EXPORTS	196 607	162 602	113 527	JAPAN	2 934	9 224	6 424
FRANCE	36 359	21 376	14 931	HONG KONG	32	101	72
BELGIUM LUX	7 037	4 661	3 242	EXPORTS	3 566 668	1 249 960	872 842
NETHERLANDS	1 718	3 827	2 662	FRANCE	314 878	109 653	76 504
ITALY	32 819	20 527	14 330	BELGIUM LUX	235 940	73 394	51 229
UNTD KINGDOM	4 809	10 133	6 991	NETHERLANDS	187 513	58 850	41 085
IRELAND	21	61	42	ITALY	253 757	86 903	60 636
DENMARK	1 737	5 407	3 741	UNTD KINGDOM	202 691	76 141	53 076
GREECE	1 198	242	173	IRELAND	3 494	1 388	963
PORTUGAL	1 028	1 374	968	DENMARK	59 352	21 684	15 130
SPAIN	42 606	9 538	6 659	GREECE	27 371	10 715	7 421
SWEDEN	12 291	8 901	6 211	PORTUGAL	36 694	13 655	9 543
FINLAND	1 128	742	520	SPAIN	90 866	32 793	22 889
AUSTRIA	15 958	10 196	7 137	SWEDEN	160 947	48 859	34 046
EU	157 709	96 985	67 607	FINLAND	68 636	23 712	16 499
CANARY IS	159	173	122	AUSTRIA	182 253	62 798	43 746
ICELAND	204	564	396	EU	1 824 392	620 545	432 767
NORWAY	5 302	6 215	4 323	CANARY IS	879	250	176
SWITZERLAND	4 839	16 218	11 450	CEUTA MEL	379	147	104
TURKEY	392	1 177	836	ICELAND	1 742	448	313
ESTONIA	588	454	317	NORWAY	102 201	26 238	18 296
LATVIA	49	72	51				

6 IMPORTS AND EXPORTS (SPECIAL TRADE) BY GROUPS OF THE SITC-REV. III AND BY COUNTRIES OF PRODUCTION AND CONSUMPTION 1995

GROUP COUNTRY	DT = 100 KG	1 000 DM	1 000 \$	GROUP COUNTRY	DT = 100 KG	1 000 DM	1 000 \$
LIECHTENST	2 159	1 653	1 155	598 MISC.CHEMICAL PRODS.NES			
SWITZERLAND	111 435	41 761	29 220	IMPORTS	18 894 889	3 807 638	2 663 411
MALTA	976	389	274	FRANCE	3 000 302	382 689	267 566
TURKEY	63 806	23 640	16 501	BELGIUM LUX	4 412 530	521 832	365 386
ESTONIA	1 413	477	334	NETHERLANDS	2 338 878	434 380	303 838
LATVIA	12 063	3 108	2 171	ITALY	1 095 302	229 078	160 132
LITHUANIA	3 229	1 081	749	UNTD KINGDOM	734 864	423 773	296 053
POLAND	68 241	24 879	17 392	IRELAND	106 838	62 859	44 160
CZECH REPUB	60 847	19 944	13 942	DENMARK	200 841	61 245	42 879
SLOVAKIA	15 938	7 012	4 892	GREECE	1 329 872	19 873	13 758
HUNGARY	29 208	11 887	8 301	PORTUGAL	91 821	14 740	10 298
ROMANIA	7 355	3 273	2 295	SPAIN	322 067	57 496	40 366
BULGARIA	13 104	4 437	3 090	SWEDEN	200 505	81 307	56 852
UKRAINE	8 776	2 643	1 842	FINLAND	128 909	33 621	23 594
BELARUS	5 213	2 173	1 524	AUSTRIA	609 442	91 341	63 985
MOLDOVA	249	76	53	EU	14 572 171	2 414 234	1 688 867
RUSSIA	28 127	14 370	10 054	ICELAND	22 288	1 469	1 025
AZERBAIJAN	3 717	1 256	868	NORWAY	381 212	26 625	18 681
KAZAKHSTAN	1 584	608	420	LIECHTENST	887	4 064	2 876
TURKMENISTAN	2 005	825	582	SWITZERLAND	1 249 954	228 798	159 910
UZBEKISTAN	910	228	154	TURKEY	141	591	424
KYRGHYZSTAN	48	52	36	ESTONIA	1 596	179	126
SLOVENIA	29 098	10 414	7 281	LATVIA	8 824	874	571
CROATIA	23 943	7 365	5 158	LITHUANIA	437	84	58
BOS HERZEGOV	446	109	78	POLAND	82 670	5 876	4 119
SERB MONTNEG	200	46	30	CZECH REPUB	116 080	7 064	4 940
MACEDONIA	7 305	3 259	2 272	SLOVAKIA	63 237	17 068	11 942
MOROCCO	6 179	2 177	1 521	HUNGARY	9 737	1 571	1 095
ALGERIA	1 081	380	266	ROMANIA	39 436	3 103	2 175
TUNISIA	9 172	3 947	2 754	BULGARIA	204	55	40
LIBYA	1 150	662	454	UKRAINE	20 634	1 615	1 138
EGYPT	12 711	3 933	2 768	BELARUS	35 327	3 496	2 434
MAURITANIA	309	182	129	RUSSIA	134 950	19 053	13 295
SENEGAL	228	71	51	KYRGHYZSTAN		54	37
GUINEA	170	68	48	SLOVENIA	29 144	2 564	1 799
IVORY COAST	173	151	105	CROATIA	47	187	132
GHANA	219	80	56	ZIMBABWE	2 092	440	308
TOGO	127	66	47	SOUTH AFRICA	31 384	15 652	10 979
NIGERIA	32 119	10 017	7 055	USA	705 964	661 354	462 437
CAMEROON	1 137	339	237	CANADA	14 180	16 079	11 223
ZAIRE	217	79	57	MEXICO	3 269	2 892	2 022
ETHIOPIA	1 836	563	387	HONDURAS	19 553	2 354	1 648
ERITREA	320	85	60	HAITI	1 241	618	411
KENYA	3 214	794	555	JAMAICA	11	41	30
MADAGASCAR	91	53	37	VENEZUELA	5 032	514	362
MAURITIUS	1 384	388	271	BRAZIL	66 003	10 070	7 002
ZIMBABWE	1 345	493	344	URUGUAY	14	131	90
SOUTH AFRICA	43 416	15 661	10 955	ARGENTINA	2 117	446	308
USA	96 204	40 388	28 253	ISRAEL	493	1 045	725
CANADA	7 656	3 376	2 369	INDIA	42 142	4 808	3 401
MEXICO	5 962	2 914	2 047	SRI LANKA	2 856	444	303
BERMUDA	1 186	557	387	THAILAND	3 002	420	295
GUATEMALA	127	98	68	INDONESIA	38 400	4 279	2 987
EL SALVADOR	2 729	1 323	926	MALAYSIA	465 242	64 031	44 793
COSTA RICA	519	191	135	SINGAPORE	2 668	1 366	950
CUBA	2 160	951	659	PHILIPPINES	864	265	182
DOMINIC REP	474	48	31	CHINA	605 747	65 347	45 719
JAMAICA	197	47	34	NORTH KOREA	21	74	53
TRINIDAD TOB	170	77	51	SOUTH KOREA	8 563	6 335	4 462
NETH ANTILL	840	437	307	JAPAN	83 086	200 620	140 500
COLOMBIA	6 418	2 404	1 683	TAIWAN	3 482	4 181	2 922
VENEZUELA	4 982	2 437	1 705	HONG KONG	10 617	1 174	827
ECUADOR	560	215	149	AUSTRALIA	5 945	3 727	2 579
PERU	1 782	769	538	NEW ZEALAND	13	67	46
BRAZIL	31 259	13 371	9 338	EXPORTS	30 165 728	8 329 573	5 824 098
CHILE	6 142	2 496	1 748	FRANCE	4 122 675	897 011	627 113
BOLIVIA	215	101	71	BELGIUM LUX	3 706 897	582 713	407 982
PARAGUAY	2 238	687	482	NETHERLANDS	3 949 335	622 683	435 998
URUGUAY	5 048	1 470	1 029	ITALY	2 196 660	790 746	553 084
ARGENTINA	20 879	8 329	5 796	UNTD KINGDOM	1 969 826	629 575	440 165
CYPRUS	1 120	631	422	IRELAND	64 016	66 417	46 495
LEBANON	3 349	1 184	822	DENMARK	658 544	137 556	96 120
SYRIA	9 284	4 212	2 975	GREECE	159 572	56 276	39 416
IRAN	11 156	4 553	3 178	PORTUGAL	143 661	68 456	47 821
ISRAEL	20 591	8 747	6 094	SPAIN	908 083	361 741	253 168
JORDAN	2 731	605	423	SWEDEN	567 506	176 401	123 206
SAUDI ARABIA	32 197	13 188	9 267	FINLAND	280 141	71 387	49 923
KUWAIT	511	214	149	AUSTRIA	1 666 480	385 785	269 648
QATAR	127	109	74	EU	20 393 396	4 846 747	3 390 139
ARAB EMIRAT	9 709	3 826	2 680	CANARY IS	1 999	680	472
OMAN	7 739	3 766	2 641	ICELAND	21 402	2 823	1 972
AFGHANISTAN	958	320	220	NORWAY	282 792	72 865	50 885
PAKISTAN	35 849	8 784	6 192	LIECHTENST	3 905	2 828	1 991
INDIA	34 949	13 208	9 232	SWITZERLAND	3 349 603	404 036	282 616
BANGLADESH	9 919	2 212	1 553	MALTA	3 124	3 500	2 436
SRI LANKA	2 764	480	339	SAN MARINO	182	486	341
THAILAND	40 842	15 722	10 973	TURKEY	369 504	118 964	83 118
VIETNAM	1 729	633	452	ESTONIA	6 806	2 717	1 902
INDONESIA	32 854	14 023	9 753	LATVIA	15 999	2 854	2 003
MALAYSIA	10 016	4 355	3 043	LITHUANIA	27 698	11 538	8 043
SINGAPORE	120 363	29 854	20 865	POLAND	527 018	138 044	96 599
PHILIPPINES	6 586	2 437	1 719	CZECH REPUB	388 078	117 654	82 400
CHINA	41 143	15 626	10 916	SLOVAKIA	109 214	27 676	19 379
NORTH KOREA	162	120	83	HUNGARY	193 954	68 563	47 937
SOUTH KOREA	142 340	47 707	33 319	ROMANIA	130 443	36 343	25 503
JAPAN	84 870	34 392	24 055	BULGARIA	37 506	14 799	10 299
TAIWAN	82 030	33 476	23 433	ALBANIA	324	203	146
HONG KONG	38 882	14 128	9 890	UKRAINE	26 477	11 744	8 230
AUSTRALIA	28 617	10 871	7 617	BELARUS	36 200	12 040	8 394
NEW ZEALAND	5 116	1 939	1 353	MOLDOVA	1 397	560	392
UNID COUNTR	1 393	564	393	RUSSIA	203 876	65 635	45 979
				ARMENIA	340	100	71

6 IMPORTS AND EXPORTS (SPECIAL TRADE) BY GROUPS OF THE SITC-REV. III AND BY COUNTRIES OF PRODUCTION AND CONSUMPTION 1995

GROUP COUNTRY	DT = 100 KG	1 000 DM	1 000 \$	GROUP COUNTRY	DT = 100 KG	1 000 DM	1 000 \$
azerbaijan	901	872	603	MACAO	1 508	129	90
KAZAKHSTAN	2 718	1 581	1 094	AUSTRALIA	74 767	46 597	32 578
TURKMENISTAN	3 014	383	266	NEW ZEALAND	23 874	13 429	9 432
UZBEKISTAN	832	602	421	NEW CALEDON	1 503	311	220
KYRGHYZSTAN	920	517	360	FIJI	216	57	40
SLOVENIA	84 692	35 133	24 576	FR POLYNESIA	109	53	37
CROATIA	50 360	22 209	15 549	UNID COUNTR	10 511	2 196	1 535
BOS HERZEGOV	40	54	36				
SERB MONTNEG	3 295	1 815	1 282	600 CPL IND PLANT CHAP 69-76			
MACEDONIA	12 681	6 016	4 213	EXPORTS	696 864	914 632	638 099
MOROCCO	23 351	8 109	5 676	BELGIUM LUX	7 274	7 464	5 247
ALGERIA	11 238	5 570	3 926	ITALY	5 803	4 947	3 443
TUNISIA	39 843	11 724	8 145	UNTD KINGDOM	25 272	55 147	38 998
LIBYA	16 707	9 502	6 618	GREECE	241	1 401	992
EGYPT	87 160	32 076	22 442	SPAIN	5 710	9 051	6 281
SUDAN	3 364	478	332	AUSTRIA	150	1 102	790
MALI	1 018	118	82	EU	44 616	79 165	55 786
BURKINA FASO	266	67	47	SWITZERLAND	48	95	64
NIGER	715	424	291	TURKEY	5 894	32 549	22 977
SENEGAL	8 198	1 483	1 042	ESTONIA	359	82	58
GUIN BISSAU	105	109	77	LATVIA	450	120	85
GUINEA	275	138	96	POLAND	14 368	28 219	19 760
IVORY COAST	14 519	2 296	1 599	CZECH REPUB	22 765	19 380	13 716
GHANA	4 301	1 330	927	SLOVAKIA	66	243	167
TOGO	2 085	252	175	HUNGARY	806	600	411
BENIN	184	110	77	ROMANIA	422	2 238	1 496
NIGERIA	19 087	8 652	6 075	UKRAINE	9 320	14 955	10 275
CAMEROON	1 604	1 153	810	BELARUS	12 725	22 846	15 828
CENT AFR REP	490	240	169	RUSSIA	57 091	94 513	65 837
GABON	1 369	152	108	GEORGIA	57	90	52
ZAIRE	1 704	760	527	KAZAKHSTAN	8 799	4 562	3 171
BURUNDI	275	267	182	BOS HERZEGOV	213	243	175
ANGOLA	153	46	33	LIBYA	519	177	123
ETHIOPIA	1 666	1 116	772	EGYPT	4 844	5 265	3 677
ERITREA	92	43	30	BENIN	90	125	86
KENYA	4 254	2 423	1 711	NIGERIA	126 372	69 471	48 751
UGANDA	143	119	82	KENYA	35	44	31
TANZANIA	1 729	604	420	SOUTH AFRICA	3 044	8 338	5 942
MADAGASCAR	1 606	833	585	USA	5 148	15 564	10 792
REUNION	3 674	559	386	CANADA	2 390	4 650	3 297
MAURITIUS	4 251	1 987	1 391	MEXICO	7 581	26 247	18 526
ZAMBIA	1 438	518	362	TRINIDAD TOB	15 801	20 863	14 354
ZIMBABWE	3 127	1 268	889	BRAZIL	12 413	5 974	3 930
SOUTH AFRICA	166 068	88 641	61 838	CHILE	3 252	855	602
NAMIBIA	399	235	162	ARGENTINA	3 546	7 270	5 110
BOTSWANA	758	178	124	SYRIA	3 603	8 161	5 760
USA	820 193	605 191	422 884	IRAQ	1 661	527	375
CANADA	71 318	78 777	55 052	IRAN	5 170	14 206	9 509
MEXICO	56 110	23 743	16 529	ISRAEL	659	2 755	1 835
GUATEMALA	4 388	2 933	2 054	JORDAN	3 343	1 889	1 352
HONDURAS	1 179	890	621	SAUDI ARABIA	62 068	104 237	71 615
EL SALVADOR	7 116	2 302	1 614	BAHRAIN	41	153	108
NICARAGUA	146	464	325	QATAR	7 177	7 602	5 354
COSTA RICA	5 089	2 939	2 056	ARAB EMIRAT	6 823	5 281	3 699
PANAMA	1 502	989	690	PAKISTAN	17 736	37 096	26 153
CUBA	1 323	1 069	757	INDIA	8 304	28 736	20 265
DOMINIC REP	3 604	2 049	1 436	SRI LANKA	620	241	170
JAMAICA	269	228	160	THAILAND	152 122	94 025	65 047
BARBADOS	55	228	161	VIETNAM	1 158	3 760	2 671
TRINIDAD TOB	134	280	194	INDONESIA	3 356	6 435	4 477
NETH ANTILL	436	161	110	MALAYSIA	4 018	16 172	11 012
COLOMBIA	45 713	20 784	14 482	BRUNEI	207	698	467
VENEZUELA	37 537	13 434	9 470	SINGAPORE	349	1 825	1 283
SURINAME	149	88	61	PHILIPPINES	4 964	11 031	7 758
ECUADOR	20 608	5 588	3 899	CHINA	34 262	48 439	33 874
PERU	13 455	7 995	5 610	SOUTH KOREA	8 351	34 950	24 832
BRAZIL	167 080	73 687	51 390	TAIWAN	6 244	13 384	9 527
CHILE	34 291	20 191	14 075	AUSTRALIA	1 285	7 018	4 988
BOLIVIA	1 559	929	646	NEW ZEALAND	84	1 204	833
PARAGUAY	1 685	1 202	838				
URUGUAY	7 609	3 853	2 697	611 LEATHER			
ARGENTINA	47 148	26 190	18 211	IMPORTS	414 047	1 183 897	827 845
CYPRUS	6 034	2 781	1 941	FRANCE	13 949	36 380	25 426
LEBANON	7 221	3 913	2 731	BELGIUM LUX	4 598	15 685	11 033
SYRIA	15 489	8 886	4 646	NETHERLANDS	11 939	27 863	19 460
IRAQ	116	535	377	ITALY	120 146	545 964	381 858
IRAN	124 254	42 964	29 751	UNTD KINGDOM	5 095	14 856	10 386
ISRAEL	128 142	65 857	45 927	IRELAND	152	708	494
JORDAN	9 361	4 079	2 839	DENMARK	3 502	5 624	3 945
SAUDI ARABIA	90 711	38 699	27 115	GREECE	2 061	5 173	3 629
KUWAIT	21 446	6 754	4 714	PORTUGAL	3 605	14 974	10 468
BAHRAIN	16 001	3 851	2 685	SPAIN	6 994	31 375	21 996
QATAR	1 319	2 210	1 497	SWEDEN	550	3 992	2 785
ARAB EMIRAT	43 017	10 734	7 490	FINLAND	5 669	2 816	1 932
OMAN	2 115	2 322	1 623	AUSTRIA	25 296	100 604	70 369
YEMEN	2 316	866	611	EU	203 556	806 014	563 841
PAKISTAN	38 255	16 625	11 651	NORWAY	1 614	4 487	3 117
INDIA	140 185	43 025	30 067	SWITZERLAND	4 055	7 500	5 244
BANGLADESH	9 467	3 618	2 530	TURKEY	4 478	541	378
SRI LANKA	11 711	3 833	2 679	LITHUANIA	8 548	4 160	2 892
NEPAL	872	227	160	POLAND	37 337	45 990	32 149
MYANMAR	577	285	197	CZECH REPUB	4 574	7 926	5 526
THAILAND	92 075	47 702	33 350	SLOVAKIA	20 976	17 657	12 399
VIETNAM	5 792	2 702	1 882	HUNGARY	23 006	24 709	17 329
INDONESIA	136 708	53 655	37 509	ROMANIA	134	191	134
MALAYSIA	89 917	33 266	23 118	BULGARIA	4 262	2 128	1 481
BRUNEI	465	371	260	UKRAINE	1 443	451	319
SINGAPORE	78 903	56 455	39 411	BELARUS	8 540	8 349	5 848
PHILIPPINES	33 027	16 647	11 646	RUSSIA	10 709	8 638	6 037
MONGOLIA	130	97	70	SLOVENIA	2 594	4 197	2 925
CHINA	65 460	28 060	19 657	CROATIA	263	690	481
NORTH KOREA	252	451	311	MACEDONIA	22	95	68
SOUTH KOREA	193 551	148 858	104 112				
JAPAN	238 669	262 196	183 024				
TAIWAN	198 832	145 438	101 597				
HONG KONG	181 663	98 108	68 706				

6 IMPORTS AND EXPORTS (SPECIAL TRADE) BY GROUPS OF THE SITC-REV. III AND BY COUNTRIES OF PRODUCTION AND CONSUMPTION 1995

GROUP COUNTRY	DT = 100 KG	1 000 DM	1 000 \$	GROUP COUNTRY	DT = 100 KG	1 000 DM	1 000 \$
MOROCCO	62	383	266	CHINA	420	1 155	810
TUNISIA	4	49	33	SOUTH KOREA	10 610	7 121	4 941
NIGERIA	42	131	92	JAPAN	24 560	21 210	14 844
ETHIOPIA	56	89	62	TAIWAN	14 870	9 276	6 492
SOUTH AFRICA	799	6 187	4 319	HONG KONG	37 750	34 369	24 095
NAMIBIA	1	71	50	AUSTRALIA	967	1 112	780
USA	8 238	16 190	11 299	NEW ZEALAND	87	58	40
MEXICO	410	465	329	UNID COUNTR	74	262	180
NICARAGUA	540	316	225				
COLOMBIA	12	105	74	612 MANUFACT. LEATHER ETC. NES			
VENEZUELA		141	96				
PERU	165	944	662	IMPORTS	49 179	111 566	77 946
BRAZIL	11 082	16 064	11 205	FRANCE	274	1 032	715
PARAGUAY	278	118	83	BELGIUM LUX	531	1 135	796
URUGUAY	5 329	13 314	9 213	NETHERLANDS	2 832	6 420	4 457
ARGENTINA	21 844	42 685	29 834	ITALY	1 718	7 470	5 245
CYPRUS	19	83	58	UNTD KINGDOM	1 439	5 345	3 719
IRAN	27	64	43	IRELAND	244	1 273	882
PAKISTAN	6 978	41 984	29 333	DENMARK	53	162	111
INDIA	13 097	52 856	36 921	PORTUGAL	347	300	209
BANGLADESH	1 734	5 143	3 578	SPAIN	325	2 367	1 649
THAILAND	2 605	7 906	5 506	SWEDEN	849	1 491	1 039
INDONESIA	3 413	15 289	10 685	FINLAND	30	50	36
MALAYSIA	13	45	31	AUSTRIA	174	1 339	941
SINGAPORE	16	790	559	EU	8 818	28 399	19 810
PHILIPPINES	602	3 354	2 345	ICELAND	1	54	39
CHINA	1 776	4 536	3 159	SWITZERLAND	403	3 327	2 338
SOUTH KOREA	185	738	513	MALTA	263	1 168	816
JAPAN	549	2 830	1 962	TURKEY	295	303	213
TAIWAN	1 683	4 865	3 423	LATVIA	74	374	262
HONG KONG	26	111	76	POLAND	2 986	14 617	10 242
AUSTRALIA	166	1 650	1 156	CZECH REPUBL	2 467	9 332	6 519
NEW ZEALAND	51	452	317	HUNGARY	343	1 053	733
EXPORTS	593 926	1 079 847	754 938	ROMANIA	472	1 721	1 207
FRANCE	22 037	47 395	33 090	SLOVENIA	327	1 038	722
BELGIUM LUX	4 925	5 380	3 778	MOROCCO	20	97	69
NETHERLANDS	40 021	38 137	26 586	TUNISIA	59	113	79
ITALY	132 873	74 637	52 096	SOUTH AFRICA	10	118	81
UNTD KINGDOM	7 829	13 633	9 507	USA	3 351	12 451	8 713
IRELAND	247	908	634	CANADA	42	200	140
DENMARK	1 470	6 409	4 440	MEXICO	587	879	601
GREECE	7 510	4 406	3 093	PERU	3	53	36
PORTUGAL	40 742	122 177	85 490	BRAZIL	17	70	49
SPAIN	30 673	22 209	15 468	PARAGUAY	51	202	141
SWEDEN	3 186	3 258	2 285	ARGENTINA	331	1 680	1 168
FINLAND	1 454	1 014	701	PAKISTAN	148	308	215
AUSTRIA	27 744	36 832	25 755	INDIA	6 241	14 461	10 119
EU	320 711	376 395	262 923	THAILAND	15 249	8 641	6 025
NORWAY	816	3 856	2 691	PHILIPPINES	26	75	51
SWITZERLAND	6 436	20 317	14 194	CHINA	3 031	3 850	2 634
MALTA	2 459	19 739	13 790	SOUTH KOREA	132	313	214
TURKEY	2 237	7 126	4 970	JAPAN	68	513	354
ESTONIA	25	99	70	TAIWAN	2 885	4 644	3 239
LATVIA	102	692	491	HONG KONG	33	117	81
LITHUANIA	431	972	682	MACAO	149	325	226
POLAND	30 919	98 573	68 809	AUSTRALIA	155	852	601
CZECH REPUBL	18 200	60 657	42 396	EXPORTS	22 393	100 189	70 128
SLOVAKIA	8 542	22 036	15 433	FRANCE	2 011	8 226	5 774
HUNGARY	29 764	143 685	100 503	BELGIUM LUX	1 163	5 117	3 580
ROMANIA	3 523	14 583	10 189	NETHERLANDS	2 703	8 658	6 057
BULGARIA	2 219	2 072	1 440	ITALY	736	3 839	2 683
UKRAINE	447	1 505	1 053	UNTD KINGDOM	752	2 559	1 792
BELARUS	419	921	645	IRELAND	19	130	92
MOLDOVA	571	2 080	1 469	DENMARK	587	3 106	2 174
RUSSIA	523	1 311	911	GREECE	72	470	326
UZBEKISTAN	148	401	283	PORTUGAL	137	791	547
SLOVENIA	5 263	19 083	13 310	SPAIN	474	1 756	1 231
CROATIA	11 220	54 165	37 937	SWEDEN	581	2 498	1 738
BOS HERZEGOV	7	46	33	FINLAND	351	1 016	706
MACEDONIA	29	189	137	AUSTRIA	1 651	6 418	4 482
MOROCCO	2 105	6 835	4 781	EU	11 237	44 584	31 182
TUNISIA	7 854	26 215	18 302	CANARY IS	11	55	38
EGYPT	591	169	118	ICELAND	18	135	94
SENEGAL	233	50	36	NORWAY	205	1 088	759
MAURITIUS	49	205	143	SWITZERLAND	1 702	10 268	7 181
SOUTH AFRICA	1 791	6 676	4 681	MALTA	10	119	84
NAMIBIA	114	224	156	TURKEY	88	738	520
USA	23 662	56 856	39 712	ESTONIA	13	70	52
CANADA	846	2 307	1 618	LATVIA	5	44	31
MEXICO	33	228	157	LITHUANIA	15	121	82
NICARAGUA	28	167	116	POLAND	864	1 755	1 229
BRAZIL	4 072	5 515	3 881	CZECH REPUBL	796	2 616	1 837
CHILE	361	257	182	SLOVAKIA	48	358	248
URUGUAY	114	114	81	HUNGARY	143	799	557
ARGENTINA	559	178	123	BULGARIA	5	73	53
CYPRUS	18	137	97	UKRAINE	5	58	37
LEBANON	66	117	84	RUSSIA	240	754	526
IRAN	41	108	76	SLOVENIA	93	406	285
ISRAEL	799	1 325	914	CROATIA	61	336	234
SAUDI ARABIA	173	137	95	MACEDONIA	7	59	41
KUWAIT	40	216	150	MOROCCO	12	65	43
BAHRAIN	31	89	61	TUNISIA	12	62	44
QATAR	13	81	56	EGYPT	39	318	223
ARAB EMIRAT	22	164	113	ETHIOPIA	14	80	57
INDIA	2 536	8 490	5 966	ZIMBABWE	6	101	72
BANGLADESH	230	181	128	SOUTH AFRICA	44	659	460
SRI LANKA	25	180	127	SWAZILAND	8	111	77
THAILAND	1 808	8 710	6 119	USA	4 874	17 778	12 452
VIETNAM	300	774	548	CANADA	400	1 475	1 034
INDONESIA	2 178	4 824	3 361	MEXICO	17	100	72
MALAYSIA	1 289	3 871	2 710	GUATEMALA	4	45	33
SINGAPORE	5 956	16 721	11 820	COLOMBIA	9	78	53
PHILIPPINES	1 176	1 875	1 330	VENEZUELA	4	63	44
MONGOLIA	332	557	396				

6 IMPORTS AND EXPORTS (SPECIAL TRADE) BY GROUPS OF THE SITC-REV. III AND BY COUNTRIES OF PRODUCTION AND CONSUMPTION 1995

GROUP COUNTRY	DT = 100 KG	1 000 DM	1 000 \$	GROUP COUNTRY	DT = 100 KG	1 000 DM	1 000 \$
BRAZIL	70	226	158	ISRAEL	4	133	93
CHILE	6	67	48	INDIA	127	563	392
ARGENTINA	25	151	108	THAILAND	132	533	455
IRAN	2	50	34	MALAYSIA	176	3 745	2 625
ISRAEL	53	338	237	PHILIPPINES	3	57	40
SAUDI ARABIA	11	140	97	CHINA	883	487	333
QATAR	7	47	34	SOUTH KOREA	26	1 230	861
ARAB EMIRAT	22	169	117	JAPAN	25	1 219	858
INDIA	6	73	51	HONG KONG	95	3 293	2 334
THAILAND	13	99	69	NEW ZEALAND	44	285	202
VIETNAM	5	122	86	UNID COUNTR	5	50	34
INDONESIA	17	214	150				
MALAYSIA	118	998	704	621 MATERIALS OF RUBBER			
SINGAPORE	383	7 185	5 067	IMPORTS	1 566 989	982 208	687 256
PHILIPPINES	8	75	51	FRANCE	177 900	143 854	100 421
SOUTH KOREA	16	175	125	BELGIUM LUX	226 930	108 538	75 821
JAPAN	258	1 912	1 337	NETHERLANDS	64 688	44 297	31 024
TAIWAN	101	369	253	ITALY	298 686	186 930	130 936
HONG KONG	115	865	607	UNIT KINGDOM	74 862	65 454	45 738
AUSTRALIA	33	323	229	IRELAND	29 357	26 399	18 543
NEW ZEALAND	11	108	72	DENMARK	12 742	10 743	7 594
UNID COUNTR	48	315	219	PORTUGAL	476	336	240
613 FURSKINS, TANNED, DRESSED				SPAIN	59 563	52 914	36 901
IMPORTS	26 463	141 958	99 462	SWEDEN	53 291	24 337	17 022
FRANCE	248	5 480	3 840	FINLAND	234	183	126
BELGIUM LUX	2 007	10 077	7 023	AUSTRIA	152 811	67 944	47 474
NETHERLANDS	114	1 683	1 183	EU	1 151 547	731 337	511 845
ITALY	1 190	10 134	7 127	NORWAY	508	785	552
UNIT KINGDOM	412	9 706	6 786	SWITZERLAND	56 524	34 269	23 935
DENMARK	72	1 622	1 133	TURKEY	18 490	12 559	8 784
GREECE	331	8 445	5 909	POLAND	57 213	16 015	11 207
PORTUGAL	149	1 885	1 335	CZECH REPUBL	52 473	19 351	13 548
SPAIN	607	7 741	5 388	SLOVAKIA	41 730	11 701	8 181
FINLAND	133	4 122	2 887	HUNGARY	10 463	3 335	2 336
AUSTRIA	532	2 141	1 481	ROMANIA	2 191	417	290
EU	5 798	63 048	44 100	BULGARIA	239	62	43
ICELAND	22	114	78	BELARUS	512	76	51
NORWAY	9	82	55	RUSSIA	14 545	1 781	1 254
SWITZERLAND	71	855	595	SLOVENIA	17 146	7 772	5 452
MALTA	4	135	93	CROATIA	490	469	328
TURKEY	1 060	3 002	2 106	EGYPT	34	44	31
POLAND	7 049	17 523	12 260	SOUTH AFRICA	247	205	143
CZECH REPUBL	580	1 948	1 355	USA	62 049	66 890	46 752
HUNGARY	29	569	401	CANADA	1 423	2 019	1 403
UKRAINE	220	3 212	2 243	MEXICO	27	141	97
RUSSIA	65	596	422	BRAZIL	937	1 017	711
SLOVENIA	55	81	56	ISRAEL	6 709	4 506	3 136
MACEDONIA	491	1 687	1 192	INDIA	644	436	307
TUNISIA	3	66	47	SRI LANKA	5 649	1 015	705
SOUTH AFRICA	117	312	222	THAILAND	2 228	1 340	932
NAMIBIA	17	236	170	INDONESIA	8 956	2 342	1 638
USA	39	690	494	MALAYSIA	30 698	12 953	9 057
CANADA	85	1 130	795	SINGAPORE	122	67	46
PERU	14	48	33	CHINA	5 891	1 295	894
BRAZIL	2 728	7 775	5 433	SOUTH KOREA	2 096	1 274	893
URUGUAY	3 209	8 550	5 988	JAPAN	12 205	44 387	31 065
ARGENTINA	1 376	9 746	6 809	TAIWAN	1 265	1 701	1 189
INDONESIA	47	144	99	HONG KONG	1 255	283	198
CHINA	511	6 308	4 437	AUSTRALIA	63	166	113
NORTH KOREA	23	87	58	NEW ZEALAND	89	90	63
SOUTH KOREA	1 240	679	482	EXPORTS	1 947 990	1 504 043	1 050 432
HONG KONG	328	8 876	6 334	FRANCE	481 095	237 760	165 956
AUSTRALIA	507	1 449	1 017	BELGIUM LUX	100 373	102 844	71 731
NEW ZEALAND	711	2 866	1 994	NETHERLANDS	126 827	97 352	68 013
EXPORTS	19 750	218 500	152 777	ITALY	96 871	82 994	57 974
FRANCE	112	1 979	1 383	UNIT KINGDOM	132 233	133 714	93 352
BELGIUM LUX	2 675	4 508	3 157	IRELAND	47 868	21 933	15 380
NETHERLANDS	651	22 055	15 314	DENMARK	27 083	25 250	17 641
ITALY	992	5 854	4 089	GREECE	4 891	6 498	4 551
UNIT KINGDOM	305	2 470	1 733	PORTUGAL	10 964	11 764	8 235
DENMARK	49	687	478	SPAIN	147 934	124 720	87 201
GREECE	2 809	67 262	46 959	SWEDEN	32 280	51 790	36 138
PORTUGAL	1 009	3 976	2 765	FINLAND	18 194	13 559	9 440
SPAIN	25	778	538	AUSTRIA	158 779	128 411	89 799
SWEDEN	1	65	44	EU	1 385 392	1 038 589	725 411
FINLAND	14	297	206	CANARY IS	225	237	164
AUSTRIA	823	6 726	4 711	CEUTA MEL	15	54	39
EU	9 485	118 660	81 379	ICELAND	3 135	1 182	816
NORWAY		46	32	NORWAY	19 765	15 133	10 573
SWITZERLAND	174	3 396	2 364	LIECHTENST	32	93	65
ANDORRA		60	40	SWITZERLAND	111 491	69 847	48 839
MALTA	31	964	675	MALTA	180	234	163
TURKEY	930	35 064	24 472	TURKEY	5 376	6 047	4 214
LITHUANIA	459	9 586	6 689	ESTONIA	666	509	356
POLAND	1 135	6 141	4 325	LATVIA	164	230	151
CZECH REPUBL	2 147	11 662	8 223	LITHUANIA	522	539	371
SLOVAKIA	1 247	4 310	3 027	POLAND	45 333	31 212	21 821
HUNGARY	1 197	6 463	4 547	CZECH REPUBL	72 412	48 246	33 684
ROMANIA	38	250	177	SLOVAKIA	11 534	12 425	8 711
BULGARIA	21	96	66	HUNGARY	20 123	14 696	10 276
UKRAINE	44	631	439	ROMANIA	1 903	1 903	1 329
BELARUS	80	306	217	BULGARIA	998	1 691	1 175
RUSSIA	267	2 764	1 942	UKRAINE	309	594	421
SLOVENIA	193	2 095	1 484	BELARUS	5 703	3 233	2 267
CROATIA	513	3 782	2 689	RUSSIA	16 847	8 478	5 935
TUNISIA	26	400	284	KAZAKHSTAN	139	254	176
NAMIBIA	2	150	105	UZBEKISTAN	568	596	419
USA	194	1 261	893	SLOVENIA	4 373	7 084	4 956
CANADA	14	297	208	CROATIA	14 573	8 278	5 781
BRAZIL	9	83	56	SERB MONTNEG	224	274	197
URUGUAY	1	46	33	MACEDONIA	2 000	964	677
				MOROCCO	1 751	1 801	1 260

6 IMPORTS AND EXPORTS (SPECIAL TRADE) BY GROUPS OF THE SITC-REV. III AND BY COUNTRIES OF PRODUCTION AND CONSUMPTION 1995

GROUP COUNTRY	DT = 100 KG	1 000 DM	1 000 \$	GROUP COUNTRY	DT = 100 KG	1 000 DM	1 000 \$
ALGERIA	2 303	1 782	1 256	HUNGARY	59 333	22 955	16 106
TUNISIA	609	758	530	ROMANIA	23 079	6 924	4 863
LIBYA	206	724	500	BULGARIA	6 129	701	485
EGYPT	1 666	2 387	1 665	UKRAINE	27 777	2 350	1 644
MAURITANIA	154	137	98	BELARUS	33 821	5 046	3 517
SENEGAL	80	98	72	RUSSIA	19 975	3 196	2 239
LIBERIA	24	45	32	SLOVENIA	55 774	34 658	24 199
IVORY COAST	18	79	52	MOROCCO	3 087	1 567	1 100
GHANA	516	428	304	SOUTH AFRICA	14 034	5 432	3 816
TOGO	35	64	44	USA	157 304	105 445	73 927
NIGERIA	639	794	559	CANADA	2 388	2 038	1 423
GABON	34	59	41	MEXICO	2 436	1 171	821
ZAIRE	42	134	91	PANAMA	462	608	425
ETHIOPIA	32	125	83	VENEZUELA	103	64	46
KENYA	59	137	96	ECUADOR	82	95	68
UGANDA	76	92	63	BRAZIL	18 387	13 364	9 318
TANZANIA	540	336	235	URUGUAY	290	148	104
MOZAMBIQUE	16	76	55	ARGENTINA	407	216	152
MAURITIUS	15	46	31	LEBANON	92	68	48
ZAMBIA	16	51	34	SYRIA	128	61	43
ZIMBABWE	155	168	117	ISRAEL	34 215	19 935	13 943
SOUTH AFRICA	6 585	13 520	9 427	JORDAN	589	318	225
NAMIBIA	168	217	152	SAUDI ARABIA	199	151	107
USA	101 697	66 528	46 534	KUWAIT	545	664	466
CANADA	2 530	3 328	2 322	BAHRAIN	102	80	57
MEXICO	9 157	29 171	20 279	ARAB EMIRAT	2 052	1 679	1 178
GUATEMALA	114	185	130	INDIA	12 588	3 990	2 787
EL SALVADOR	203	204	143	SRI LANKA	31 039	12 853	8 990
COSTA RICA	123	104	74	THAILAND	43 146	20 774	14 578
CUBA	33	53	37	VIETNAM	1 066	360	252
HAITI	38	53	36	INDONESIA	39 236	18 863	13 221
DOMINIC REP	39	76	54	MALAYSIA	3 341	1 697	1 187
JAMAICA	290	196	141	SINGAPORE	11 374	8 306	5 823
NETH ANTILL	119	133	90	PHILIPPINES	643	290	199
COLOMBIA	248	669	469	CHINA	37 598	18 768	13 130
VENEZUELA	434	810	562	SOUTH KOREA	201 191	106 460	74 411
ECUADOR	330	390	273	JAPAN	584 360	454 532	318 483
PERU	331	590	416	TAIWAN	35 735	22 565	15 743
BRAZIL	1 689	6 558	4 594	HONG KONG	361	439	309
CHILE	828	1 387	970	MACAO	77	52	37
BOLIVIA	65	51	34	AUSTRALIA	3 591	2 154	1 514
PARAGUAY	16	79	51	NEW ZEALAND	38	107	78
ARGENTINA	810	1 578	1 104	EXPORTS	4 377 230	2 889 547	2 022 182
CYPRUS	810	408	280	FRANCE	632 783	400 056	279 809
LEBANON	907	806	558	BELGIUM LUX	555 512	372 212	260 835
SYRIA	2 370	1 271	883	NETHERLANDS	414 009	286 686	200 420
IRAN	1 801	3 386	2 359	ITALY	423 163	300 912	210 311
ISRAEL	11 103	6 121	4 267	UNITD KINGDOM	404 874	256 342	179 680
JORDAN	588	1 001	691	IRELAND	6 160	3 080	2 157
SAUDI ARABIA	2 984	3 760	2 620	DENMARK	77 986	61 880	43 195
KUWAIT	308	509	348	GREECE	40 241	27 622	19 255
BAHRAIN	511	527	366	PORTUGAL	37 722	24 726	17 335
QATAR	141	184	127	SPAIN	267 376	196 613	137 586
ARAB EMIRAT	4 442	4 014	2 806	SWEDEN	130 378	85 922	60 194
OMAN	386	619	432	FINLAND	39 938	25 600	17 928
YEMEN	20	43	30	AUSTRIA	274 334	195 850	137 220
AFGHANISTAN	150	210	148	EU	3 304 476	2 237 501	1 565 925
PAKISTAN	1 250	1 507	1 036	CANARY IS	1 941	453	320
INDIA	1 658	2 232	1 594	CEUTA MEL	17 209	1 547	1 077
BANGLADESH	24	130	89	ICELAND	822	326	231
SRI LANKA	126	203	143	NORWAY	41 437	30 264	21 154
THAILAND	4 748	5 336	3 674	SWITZERLAND	165 522	142 891	100 093
VIETNAM	141	305	213	MALTA	990	441	304
INDONESIA	1 460	2 629	1 831	TURKEY	22 386	15 404	10 808
MALAYSIA	3 212	2 586	1 808	ESTONIA	4 365	1 780	1 254
BRUNEI	71	79	51	LATVIA	2 911	1 628	1 139
SINGAPORE	12 302	10 039	7 002	LITHUANIA	6 573	3 299	2 318
PHILIPPINES	673	794	558	POLAND	54 136	27 545	19 292
CHINA	1 621	4 492	3 128	CZECH REPUB	28 938	11 873	8 302
NORTH KOREA	89	50	35	SLOVAKIA	8 892	6 972	4 870
SOUTH KOREA	4 359	5 434	3 801	HUNGARY	24 375	9 596	6 728
JAPAN	8 818	11 385	7 972	ROMANIA	16 655	2 934	2 054
TAIWAN	4 973	6 912	4 823	BULGARIA	5 218	2 118	1 466
HONG KONG	5 870	6 335	4 434	UKRAINE	8 581	2 795	1 963
AUSTRALIA	8 427	8 655	6 035	BELARUS	5 006	2 964	2 086
PAPUA NEW G	45	199	137	MOLDOVA	1 681	98	70
NEW ZEALAND	781	675	465	RUSSIA	16 194	9 564	6 726
NEW CALEDON	307	196	138	GEORGIA	2 190	179	123
SHIPS SUPPL	289	377	268	AZERBAIJAN	1 335	161	111
UNIO COUNTR	1 039	948	654	KAZAKHSTAN	3 375	885	609
625 RUBBER TYRES, TUBES, ETC.				TURKMENISTAN	396	95	63
IMPORTS	6 174 891	3 807 645	2 660 534	UZBEKISTAN	998	428	298
FRANCE	1 358 025	978 079	682 251	KYRGYZSTAN	2 038	217	153
BELGIUM LUX	499 746	302 408	211 100	SLOVENIA	4 288	2 874	2 004
NETHERLANDS	538 184	341 096	238 696	CROATIA	4 070	3 019	2 127
ITALY	448 858	274 177	191 406	BOS HERZEGOV	901	121	81
UNITD KINGDOM	571 899	335 104	234 235	SERB MONTNEG	98	75	54
IRELAND	64 496	47 073	32 884	MACEDONIA	4 675	1 719	1 192
DENMARK	31 125	9 820	6 845	MOROCCO	2 144	1 343	941
GREECE	32 087	19 311	13 449	ALGERIA	15 366	5 429	3 664
PORTUGAL	30 042	19 844	13 799	TUNISIA	2 104	1 364	943
SPAIN	426 373	277 250	193 401	LIBYA	6 158	5 480	3 800
SWEDEN	20 789	12 954	9 083	EGYPT	4 586	2 835	1 993
FINLAND	19 820	14 047	9 819	SUDAN	594	367	256
AUSTRIA	168 469	84 734	59 246	MAURITANIA	100	49	34
EU	4 209 913	2 715 897	1 896 214	MALI	734	260	178
NORWAY	419	139	96	BURKINA FASO	548	238	165
SWITZERLAND	72 034	9 059	6 345	NIGER	447	86	58
TURKEY	102 336	57 038	39 835	SENEGAL	1 764	445	316
ESTONIA	174	51	36	GUINEA	1 384	156	108
POLAND	122 766	41 881	29 323	LIBERIA	585	55	39
CZECH REPUB	180 538	75 407	52 717	IVORY COAST	3 392	2 023	1 420
SLOVAKIA	18 314	6 907	4 821	GHANA	11 539	4 529	3 159
				TOGO	552	83	58

6 IMPORTS AND EXPORTS (SPECIAL TRADE) BY GROUPS OF THE SITC-REV. III AND BY COUNTRIES OF PRODUCTION AND CONSUMPTION 1995

GROUP COUNTRY	DT = 100 KG	1 000 DM	1 000 \$	GROUP COUNTRY	DT = 100 KG	1 000 DM	1 000 \$
BENIN	26 962	2 455	1 721	HUNGARY	30 605	21 540	15 058
NIGERIA	27 808	9 000	6 290	ROMANIA	5 902	1 545	1 079
CAMEROON	8 101	1 840	1 287	BULGARIA	5 820	2 341	1 636
GABON	1 292	288	205	BELARUS	1 561	492	345
CONGO	608	136	93	RUSSIA	740	428	295
ZAIRE	2 297	1 149	798	SLOVENIA	26 124	14 979	10 480
BURUNDI	239	131	92	CROATIA	12 384	6 988	4 881
ANGOLA	1 083	475	326	MACEDONIA	1 457	780	547
ETHIOPIA	477	239	162	SOUTH AFRICA	62	96	85
KENYA	872	484	334	USA	22 788	77 331	54 013
UGANDA	91	85	47	CANADA	14 473	10 556	7 356
TANZANIA	678	368	251	MEXICO	232	308	215
MADAGASCAR	1 125	244	174	COSTA RICA	856	527	367
REUNION	345	215	151	COLOMBIA	2	45	30
MAURITIUS	90	75	53	BRAZIL	4 093	11 185	7 802
ZAMBIA	1 859	168	115	ARGENTINA	22	61	45
SOUTH AFRICA	11 773	8 869	6 219	ISRAEL	1 546	2 079	1 447
NAMIBIA	551	89	49	SAUDI ARABIA	139	190	133
BOTSWANA	153	139	98	INDIA	4 851	3 375	2 350
SWAZILAND	146	131	93	SRI LANKA	14 981	5 232	3 661
USA	158 774	108 521	75 967	THAILAND	23 395	9 753	6 826
CANADA	17 288	11 509	8 066	VIETNAM	276	123	87
ST PIERRE	35	45	31	INDONESIA	1 818	1 321	924
MEXICO	211	239	168	MALAYSIA	7 822	3 454	2 419
GUATEMALA	461	67	47	SINGAPORE	5 854	5 610	3 923
EL SALVADOR	2 491	372	259	PHILIPPINES	12	215	153
PANAMA	1 451	210	147	CHINA	18 011	6 842	4 778
CUBA	12 019	2 204	1 531	NORTH KOREA	115	115	79
DOMINIC REP	480	102	68	SOUTH KOREA	13 238	7 630	5 346
GUADELOUPE	2 285	1 470	1 028	JAPAN	20 558	126 206	88 332
MARTINIQUE	3 969	2 278	1 591	TAIWAN	18 820	25 289	17 683
JAMAICA	808	463	331	HONG KONG	503	969	670
BARBADOS	180	53	37	AUSTRALIA	296	609	426
TRINIDAD TOB	563	87	58	NEW ZEALAND	199	812	567
COLOMBIA	1 548	1 074	744	EXPORTS	958 460	2 112 168	1 475 490
VENEZUELA	232	231	161	FRANCE	88 229	221 018	154 466
GUYANA	489	326	231	BELGIUM LUX	71 094	141 244	98 581
ECUADOR	270	199	140	NETHERLANDS	64 766	130 690	91 320
PERU	661	204	145	ITALY	41 272	113 877	79 654
BRAZIL	34 032	7 054	4 933	UNITD KINGDOM	79 406	184 245	128 630
CHILE	2 284	1 176	826	IRELAND	2 257	5 997	4 208
BOLIVIA	542	108	74	DENMARK	14 705	47 276	33 000
PARAGUAY	2 411	382	267	GREECE	4 485	15 553	10 859
URUGUAY	300	246	175	PORTUGAL	14 053	32 184	22 498
ARGENTINA	1 518	827	573	SPAIN	57 973	138 825	96 821
CYPRUS	2 326	1 793	1 245	SWEDEN	38 971	80 366	56 052
LEBANON	7 851	1 770	1 232	FINLAND	9 053	17 682	12 380
SYRIA	207	153	109	AUSTRIA	56 407	115 565	80 759
IRAN	1 113	743	527	EU	542 671	1 244 522	869 228
ISRAEL	7 809	5 902	4 110	CANARY IS	1 802	1 938	1 316
JORDAN	2 374	1 155	808	CEUTA MEL	4	48	35
SAUDI ARABIA	14 117	9 818	6 885	ICELAND	175	522	354
KUWAIT	2 162	1 889	1 325	NORWAY	7 603	19 699	13 772
BAHRAIN	2 176	1 836	1 286	LIECHTENST	3 740	3 021	2 109
QATAR	642	659	470	SWITZERLAND	35 756	75 411	52 743
ARAB EMIRAT	6 971	5 029	3 503	FAEROE IS	28	160	113
OMAN	641	628	437	MALTA	170	1 098	761
AFGHANISTAN	1 153	265	185	TURKEY	7 548	20 330	14 204
PAKISTAN	669	424	296	ESTONIA	387	485	338
INDIA	187	176	122	LATVIA	342	974	669
BANGLADESH	55	121	85	LITHUANIA	326	880	615
SRI LANKA	77	50	35	POLAND	59 020	40 290	28 052
THAILAND	1 967	1 952	1 366	CZECH REPUB	31 711	62 842	43 843
VIETNAM	232	129	87	SLOVAKIA	4 345	11 880	8 311
INDONESIA	450	406	284	HUNGARY	14 230	38 935	27 266
MALAYSIA	4 802	3 178	2 236	ROMANIA	1 179	4 060	2 845
SINGAPORE	13 870	13 160	9 192	BULGARIA	685	1 977	1 379
PHILIPPINES	818	683	484	UKRAINE	23 730	20 947	14 632
MONGOLIA	124	53	34	BELARUS	480	1 087	753
CHINA	8 906	6 822	4 764	RUSSIA	7 519	11 728	8 247
NORTH KOREA	120	93	67	KAZAKHSTAN	3 872	3 339	2 349
SOUTH KOREA	27 321	16 801	11 643	UZBEKISTAN	567	837	572
JAPAN	64 015	62 309	43 576	KYRGYZSTAN	64	294	198
TAIWAN	17 929	14 017	9 800	SLOVENIA	1 730	5 228	3 642
HONG KONG	8 967	7 929	5 548	CROATIA	1 583	3 503	2 447
AUSTRALIA	21 493	13 460	9 452	BOS HERZEGOV	394	241	171
NEW ZEALAND	2 372	2 156	1 524	SERB MONTNEG	28	114	83
NEW CALEDON	720	436	308	MACEDONIA	636	937	651
FR POLYNESIA	171	72	52	MOROCCO	5 478	5 407	3 777
UNID COUNTR	5 561	739	518	ALGERIA	528	2 653	1 869
629 ARTICLES OF RUBBER, NES				TUNISIA	480	2 064	1 426
IMPORTS	1 045 850	1 477 553	1 033 670	LIBYA	652	1 375	959
FRANCE	112 105	247 980	173 544	EGYPT	4 147	9 137	6 408
BELGIUM LUX	56 154	53 358	37 233	SUDAN	478	434	305
NETHERLANDS	41 143	53 998	37 786	MAURITANIA	557	669	468
ITALY	108 707	232 798	162 826	MALI	45	220	153
UNITD KINGDOM	59 664	90 430	63 173	BURKINA FASO	173	539	375
IRELAND	55 113	90 345	63 409	SENEGAL	33	212	146
DENMARK	6 899	13 216	9 212	IVORY COAST	169	827	579
GREECE	8 858	5 558	3 921	GHANA	99	445	311
PORTUGAL	3 915	4 794	3 415	BENIN	54	141	98
SPAIN	52 102	65 022	45 513	NIGERIA	491	940	659
SWEDEN	13 551	30 665	21 550	CAMEROON	75	321	220
FINLAND	6 511	4 416	3 082	GABON	33	137	89
AUSTRIA	51 857	55 575	38 834	CONGO	17	82	52
EU	576 579	948 155	663 498	ZAIRE	16	62	42
NORWAY	11 320	9 487	6 633	BURUNDI	11	53	33
SWITZERLAND	16 457	60 554	42 344	ANGOLA	12	132	91
MALTA	1 666	14 054	9 829	ETHIOPIA	58	299	210
TURKEY	14 554	13 920	9 717	ERITREA	20	68	48
POLAND	60 095	16 363	11 460	KENYA	266	913	638
CZECH REPUB	90 011	57 864	40 500	UGANDA	27	121	82
SLOVAKIA	14 779	7 901	5 512	TANZANIA	123	313	219
				MOZAMBIQUE	27	151	102

6 IMPORTS AND EXPORTS (SPECIAL TRADE) BY GROUPS OF THE SITC-REV. III AND BY COUNTRIES OF PRODUCTION AND CONSUMPTION 1995

GROUP COUNTRY	DT = 100 KG	1 000 DM	1 000 \$	GROUP COUNTRY	DT = 100 KG	1 000 DM	1 000 \$
MADAGASCAR	29	128	85	UNITD KINGDOM	559	1 952	1 369
REUNION	264	282	200	DENMARK	671	947	662
MAURITIUS	49	182	126	GREECE	95	135	93
ZAMBIA	31	146	101	PORTUGAL	536	961	676
ZIMBABWE	230	936	652	SPAIN	554	893	619
SOUTH AFRICA	12 330	35 856	25 040	SWEDEN	495	1 539	1 075
NAMIBIA	306	662	462	FINLAND	101	372	263
USA	52 384	159 681	111 754	AUSTRIA	1 298	3 966	2 792
CANADA	5 335	10 746	7 518	EU	8 349	21 958	15 351
MEXICO	22 060	32 218	22 448	NORWAY	758	2 085	1 459
GUATEMALA	383	634	437	SWITZERLAND	1 683	4 812	3 370
HONDURAS	67	228	159	TURKEY	157	331	230
EL SALVADOR	214	461	324	LATVIA	391	376	264
COSTA RICA	78	386	272	POLAND	423	478	334
PANAMA	183	825	579	CZECH REPUB.	210	353	237
CUBA	120	294	209	SLOVAKIA	236	570	398
BAHAMAS	9	45	31	HUNGARY	1 082	2 139	1 495
DOMINIC REP	65	197	135	ROMANIA	68	71	47
GUADELOUPE	86	163	112	BULGARIA	55	220	150
MARTINIQUE	50	290	200	UKRAINE	150	158	107
JAMAICA	81	132	89	MOLDOVA	104	258	179
BARBADOS	21	72	49	RUSSIA	223	194	135
TRINIDAD TOB	29	176	124	SLOVENIA	31	59	41
ARUBA	144	265	186	CROATIA	28	91	61
NETH ANTILL	33	152	103	BOS HERZEGOV	11	73	51
COLOMBIA	248	1 140	792	ZIMBABWE	34	138	99
VENEZUELA	958	2 934	2 049	SOUTH AFRICA	465	2 151	1 490
ECUADOR	204	894	619	USA	773	3 827	2 531
PERU	904	1 855	1 295	CANADA	257	982	678
BRAZIL	6 322	23 181	16 209	MEXICO	291	1 941	1 352
CHILE	3 971	5 932	4 162	BRAZIL	413	2 299	1 603
BOLIVIA	132	330	229	CHILE	266	1 211	846
PARAGUAY	481	1 193	840	ARGENTINA	109	821	573
URUGUAY	402	1 194	845	ISRAEL	114	232	155
ARGENTINA	2 548	5 787	4 009	SAUDI ARABIA	18	47	31
CYPRUS	629	1 331	926	THAILAND	24	52	38
LEBANON	475	1 636	1 136	CHINA	8	158	111
SYRIA	2 204	3 861	2 701	NORTH KOREA	203	159	110
IRAN	2 458	5 726	3 938	SOUTH KOREA	161	842	591
ISRAEL	4 944	11 726	8 190	JAPAN	92	419	292
JORDAN	874	1 378	958	TAIWAN	14	124	87
SAUDI ARABIA	2 419	7 706	5 372	AUSTRALIA	106	542	379
KUWAIT	371	1 399	974	NEW ZEALAND	16	104	73
BAHRAIN	124	593	413	UNID COUNTR	31	55	39
QATAR	346	651	453				
ARAB EMIRAT	3 585	8 532	5 960	634 VENEERS, PLYWOOD, ETC.			
OMAN	175	523	366	IMPORTS	22 886 308	2 550 256	1 783 729
YEMEN	77	363	255	FRANCE	2 559 827	250 907	175 442
PAKISTAN	2 569	2 134	1 493	BELGIUM LUX	3 446 865	232 788	162 784
INDIA	2 098	5 631	3 944	NETHERLANDS	296 076	34 887	24 472
BANGLADESH	11	99	69	ITALY	698 974	176 452	123 396
SRI LANKA	67	232	159	UNITD KINGDOM	85 321	10 236	7 213
MYANMAR	23	231	159	IRELAND	25 073	2 291	1 579
THAILAND	6 419	14 236	9 971	DENMARK	151 754	19 843	13 881
VIETNAM	43	177	118	GREECE	37 088	8 141	5 692
INDONESIA	2 400	7 358	5 194	PORTUGAL	27 288	2 909	2 047
MALAYSIA	4 636	9 368	6 544	SPAIN	115 087	18 235	12 738
BRUNEI	2	56	37	SWEDEN	446 156	78 720	55 230
SINGAPORE	4 734	19 961	13 966	FINLAND	1 325 037	301 253	211 110
PHILIPPINES	535	2 276	1 588	AUSTRIA	3 480 301	291 357	204 430
CHINA	7 514	17 904	12 517	EU	12 694 847	1 428 019	1 000 014
NORTH KOREA	6	51	35	SVALBARD	280	81	57
SOUTH KOREA	4 272	16 198	11 321	NORWAY	28 967	3 916	2 743
JAPAN	4 507	25 381	17 761	SWITZERLAND	1 758 336	153 986	107 724
TAIWAN	9 534	13 625	9 525	TURKEY	1 274	168	113
HONG KONG	3 765	9 783	6 839	ESTONIA	162 761	12 446	8 652
AUSTRALIA	7 321	19 221	13 424	LATVIA	117 849	21 200	14 905
PAPUA NEW G	24	162	111	LITHUANIA	125 711	5 702	3 977
NEW ZEALAND	918	2 650	1 853	POLAND	1 513 935	112 978	79 191
NEW CALEDON	33	116	80	CZECH REPUB.	1 260 603	61 404	42 932
KIRIBATI	3	59	40	SLOVAKIA	104 417	12 725	8 910
FR POLYNESIA	89	127	88	HUNGARY	259 961	22 261	15 600
SHIPS SUPPL	43	2 272	1 586	ROMANIA	68 289	9 257	6 500
UNID COUNTR	781	2 084	1 451	BULGARIA	32 185	3 674	2 570
				ALBANIA	2 842	422	298
633 CORK MANUFACTURES				UKRAINE	27 796	3 338	2 342
IMPORTS	251 943	192 953	135 114	BELARUS	197 264	9 475	6 620
FRANCE	2 157	2 910	2 042	RUSSIA	355 085	30 262	21 174
BELGIUM LUX	163	152	105	KAZAKHSTAN	792	51	37
NETHERLANDS	4 572	4 050	2 849	SLOVENIA	274 491	24 736	17 324
ITALY	10 896	9 163	6 403	CROATIA	17 768	2 540	1 782
UNITD KINGDOM	417	465	324	BOS HERZEGOV	493	127	90
DENMARK	1 157	614	431	SERB MONTNEG	503	109	77
PORTUGAL	191 354	149 827	104 970	MACEDONIA	980	292	208
SPAIN	29 724	19 405	13 553	MOROCCO	1 151	323	230
SWEDEN	526	704	498	IVORY COAST	184 966	25 582	17 879
AUSTRIA	7 266	3 280	2 285	GHANA	52 500	10 599	7 384
EU	248 232	190 573	133 463	NIGERIA	1 922	187	134
SWITZERLAND	295	201	138	CAMEROON	6 958	1 524	1 057
HUNGARY	100	246	170	CONGO	41 709	11 340	7 960
MOROCCO	2 184	401	275	ZAIRE	11 424	2 870	2 008
ALGERIA	173	46	33	ZIMBABWE	2 851	347	245
USA	219	247	177	SOUTH AFRICA	23 559	1 249	875
CHINA	251	214	144	USA	1 245 453	300 231	209 238
SOUTH KOREA	231	291	201	CANADA	431 922	61 410	42 192
JAPAN	159	531	371	ECUADOR	853	800	561
TAIWAN	29	103	70	BRAZIL	775 086	69 135	48 190
EXPORTS	17 486	50 474	35 220	CHILE	21 187	1 971	1 385
FRANCE	1 960	6 558	4 574	ARGENTINA	36 377	1 770	1 214
BELGIUM LUX	909	1 810	1 261	ISRAEL	864	177	126
NETHERLANDS	747	1 383	962	INDIA	544	145	99
ITALY	421	1 429	988	THAILAND	1 021	954	655
				VIETNAM	1 235	258	183
				INDONESIA	952 436	126 482	88 685

6 IMPORTS AND EXPORTS (SPECIAL TRADE) BY GROUPS OF THE SITC-REV. III AND BY COUNTRIES OF PRODUCTION AND CONSUMPTION 1995

GROUP COUNTRY	DT = 100 KG	1 000 DM	1 000 \$	GROUP COUNTRY	DT = 100 KG	1 000 DM	1 000 \$
MALAYSIA	19 945	3 934	2 756	NETHERLANDS	742 777	158 315	110 711
SINGAPORE	59 343	8 321	5 789	ITALY	200 852	109 314	76 484
CHINA	700	185	128	UNITD KINGDOM	43 919	9 280	6 480
SOUTH KOREA	442	241	171	IRELAND	8 237	8 562	5 969
JAPAN	1 892	559	395	DENMARK	725 602	348 353	243 227
TAIWAN	303	87	62	GREECE	5 131	1 215	866
PAPUA NEW G	333	81	56	PORTUGAL	35 558	13 932	9 746
EXPORTS	12 215 720	1 588 881	1 109 310	SPAIN	37 859	14 198	9 911
FRANCE	1 823 675	174 748	122 118	SWEDEN	394 043	175 148	123 385
BELGIUM LUX	1 154 777	129 525	90 459	FINLAND	232 884	102 958	72 119
NETHERLANDS	2 278 395	235 369	164 385	AUSTRIA	483 745	131 285	92 193
ITALY	685 073	80 909	56 313	EU	3 667 207	1 351 680	946 372
UNITD KINGDOM	868 766	98 313	68 659	CANARY IS	125	66	48
IRELAND	32 745	6 722	4 689	NORWAY	190 068	96 591	67 649
DENMARK	987 753	106 484	74 200	LIECHTENST	82	45	30
GREECE	59 755	14 382	10 025	SWITZERLAND	96 790	63 210	44 160
PORTUGAL	23 070	5 442	3 796	TURKEY	7 795	3 625	2 511
SPAIN	83 379	22 488	15 675	ESTONIA	62 983	8 013	5 607
SWEDEN	295 225	48 115	33 465	LATVIA	68 649	5 868	4 090
FINLAND	78 635	13 123	9 119	LITHUANIA	82 117	5 028	3 517
AUSTRIA	1 075 600	152 798	106 898	POLAND	6 656 147	462 737	324 329
EU	9 446 848	1 088 418	759 801	CZECH REPUBL	2 319 774	172 529	120 773
CANARY IS	147	47	32	SLOVAKIA	142 822	27 268	19 116
ICELAND	6 969	2 056	1 433	HUNGARY	272 157	69 410	48 565
NORWAY	81 826	18 253	12 755	ROMANIA	109 398	18 235	12 773
LIECHTENST	6 696	1 235	857	BULGARIA	5 204	1 319	919
SWITZERLAND	898 825	124 025	86 746	ALBANIA	302	68	47
FAEROE IS	890	44	31	UKRAINE	8 064	523	369
MALTA	2 616	464	328	BELARUS	267 077	8 668	6 065
SAN MARINO	8 914	758	531	RUSSIA	53 392	7 231	5 086
TURKEY	15 594	4 231	2 944	SLOVENIA	355 499	176 790	123 689
ESTONIA	5 274	781	547	CROATIA	45 531	16 077	11 282
LATVIA	18 805	1 500	1 050	BOS HERZEGOV	128	49	35
LITHUANIA	50 303	6 656	4 649	MACEDONIA	4 848	588	415
POLAND	274 056	38 166	26 615	MOROCCO	265	208	144
CZECH REPUBL	309 739	38 207	26 670	TUNISIA	23	47	35
SLOVAKIA	57 790	16 717	11 657	EGYPT	32	40	30
HUNGARY	155 772	36 155	25 265	IVORY COAST	1 854	438	305
ROMANIA	13 561	29 774	20 896	GHANA	3 785	860	602
BULGARIA	2 948	813	564	TOGO	12	54	38
UKRAINE	8 278	1 558	1 078	BENIN	12	158	112
BELARUS	4 598	1 044	729	KENYA	320	335	237
MOLODOVA	244	64	46	TANZANIA	247	399	286
RUSSIA	169 874	27 556	19 230	MAURITIUS	16	52	36
AZERBAIJAN	271	44	31	SOUTH AFRICA	14 349	3 171	2 192
KAZAKHSTAN	3 686	656	464	NAMIBIA	108	53	36
KYRGYZSTAN	332	47	32	SWAZILAND	523	151	106
SLOVENIA	79 585	16 011	11 169	USA	394 257	133 259	93 162
CROATIA	7 723	1 438	1 017	CANADA	77 066	21 794	15 325
MACEDONIA	254	71	50	MEXICO	2 453	1 165	823
ALGERIA	2 089	133	91	HONDURAS	730	158	106
TUNISIA	629	138	97	COSTA RICA	151	123	85
LIBYA	1 956	331	232	ECUADOR	245	672	470
EGYPT	5 782	2 297	1 608	BRAZIL	166 803	26 967	18 826
NIGERIA	6 109	839	589	CHILE	12 929	4 502	3 134
ETHIOPIA	123	62	43	BOLIVIA	811	348	247
MAURITIUS	473	77	51	PARAGUAY	236	56	39
SOUTH AFRICA	5 089	2 125	1 486	IRAN	2 012	344	248
NAMIBIA	2 634	219	151	ISRAEL	1 643	1 308	916
USA	66 794	41 103	28 699	PAKISTAN	122	83	58
CANADA	4 668	2 550	1 795	INDIA	4 800	3 083	2 167
MEXICO	8 212	2 346	1 608	BANGLADESH	57	43	30
COLOMBIA	188	94	66	SRI LANKA	18 231	4 192	2 925
PERU	150	111	78	NEPAL	44	76	53
BRAZIL	2 121	1 367	961	THAILAND	122 442	51 039	35 584
CHILE	87	49	35	VIETNAM	13 233	4 177	2 925
ARGENTINA	357	206	146	INDONESIA	489 216	119 302	83 130
CYPRUS	2 710	964	670	MALAYSIA	191 253	53 292	37 273
LEBANON	3 277	776	536	SINGAPORE	16 632	3 783	2 642
SYRIA	3 688	304	213	PHILIPPINES	10 432	10 368	7 226
IRAN	776	115	76	CHINA	176 480	95 925	67 028
ISRAEL	83 777	11 101	7 593	SOUTH KOREA	22 018	10 291	7 159
JORDAN	2 083	189	127	JAPAN	868	1 419	992
SAUDI ARABIA	19 849	2 075	1 455	TAIWAN	24 934	21 775	15 167
KUWAIT	125	83	60	HONG KONG	2 091	1 593	1 122
BAHRAIN	575	77	52	AUSTRALIA	1 847	526	369
QATAR	446	398	283	NEW ZEALAND	246	123	88
ARAB EMIRAT	4 860	1 910	1 333	EXPORTS	4 073 422	981 586	686 575
OMAN	169	186	127	FRANCE	536 138	109 351	76 427
PAKISTAN	289	135	96	BELGIUM LUX	559 198	96 374	67 433
INDIA	761	686	489	NETHERLANDS	711 900	107 434	75 138
SRI LANKA	2 167	278	194	ITALY	212 413	31 948	22 326
THAILAND	3 067	1 274	897	UNITD KINGDOM	145 437	25 954	18 220
VIETNAM	395	49	34	IRELAND	6 094	3 026	2 119
INDONESIA	3 797	1 027	719	DENMARK	179 116	27 291	19 045
MALAYSIA	2 199	908	634	GREECE	15 198	5 605	3 931
SINGAPORE	17 239	3 580	2 500	PORTUGAL	20 745	5 626	3 925
PHILIPPINES	6 735	1 300	923	SPAIN	56 853	15 761	11 009
CHINA	13 045	4 224	2 925	SWEDEN	83 150	9 175	6 385
SOUTH KOREA	25 072	4 425	3 110	FINLAND	20 750	4 340	3 023
JAPAN	110 074	12 896	9 004	AUSTRIA	406 921	164 665	115 248
TAIWAN	110 738	15 490	10 833	EU	2 953 913	606 550	424 229
HONG KONG	37 210	6 669	4 652	CANARY IS	1 034	947	657
AUSTRALIA	9 199	4 756	3 314	ICELAND	4 232	1 907	1 333
NEW ZEALAND	2 060	843	590	NORWAY	26 830	5 534	3 870
NEW CALEDON	136	70	45	LIECHTENST	3 498	1 414	997
UNIO COUNTR	6 435	808	561	SWITZERLAND	633 816	191 345	133 866
635 WOOD MANUFACTURES, NES				ANDORRA	155	100	70
IMPORTS	16 133 138	3 074 028	2 151 381	MALTA	1 145	378	268
FRANCE	527 805	187 310	131 286	TURKEY	15 692	5 837	4 089
BELGIUM LUX	228 795	91 810	63 995	ESTONIA	492	359	251
				LATVIA	1 294	741	520
				LITHUANIA	6 478	1 369	945
				POLAND	76 041	17 744	12 373

6 IMPORTS AND EXPORTS (SPECIAL TRADE) BY GROUPS OF THE SITC-REV. III AND BY COUNTRIES OF PRODUCTION AND CONSUMPTION 1995

GROUP COUNTRY	DT = 100 KG	1 000 DM	1 000 \$	GROUP COUNTRY	DT = 100 KG	1 000 DM	1 000 \$
CZECH REPUBL	54 892	16 780	11 712	BULGARIA	2 218	435	305
SLOVAKIA	9 617	3 218	2 239	BELARUS	6 020	232	165
HUNGARY	33 723	8 037	5 635	RUSSIA	531 893	52 275	36 795
ROMANIA	5 427	1 358	945	SLOVENIA	398 141	64 904	45 430
BULGARIA	1 842	1 281	894	CROATIA	27 237	2 358	1 659
UKRAINE	6 810	2 696	1 873	TUNISIA	108	63	41
BELARUS	1 821	970	684	SOUTH AFRICA	154 531	17 733	12 477
MOLDOVA	221	98	68	USA	2 179 208	296 248	207 500
RUSSIA	47 148	23 928	16 747	CANADA	603 112	71 144	49 742
GEORGIA	168	52	38	BRAZIL	280 385	34 700	24 223
AZERBAIJAN	221	113	79	CHILE	5 541	489	349
KAZAKHSTAN	1 758	938	656	ARGENTINA	1 528	245	170
SLOVENIA	28 034	6 541	4 589	CYPRUS	1 567	267	190
CROATIA	10 907	2 202	1 540	ISRAEL	3 213	1 032	731
BOS HERZEGOV	243	61	43	INDIA	819	250	174
MACEDONIA	460	180	129	THAILAND	444	1 003	700
MOROCCO	2 856	608	425	INDONESIA	2 308	588	415
ALGERIA	298	210	149	PHILIPPINES	362	187	131
TUNISIA	3 847	1 977	1 392	CHINA	584	376	263
LIBYA	1 791	845	601	SOUTH KOREA	507	500	347
EGYPT	634	205	142	JAPAN	85 786	47 473	33 200
GHANA	199	84	59	TAIWAN	846	519	364
NIGERIA	1 278	517	369	HONG KONG	60	99	66
CAMEROON	27	64	45	AUSTRALIA	591	312	216
MAURITIUS	246	97	66				
MALAWI	18	49	33	EXPORTS	67 124 620	11 961 599	8 358 251
SOUTH AFRICA	2 414	1 595	1 100	FRANCE	11 878 711	1 937 462	1 353 741
NAMIBIA	634	284	197	BELGIUM LUX	5 352 837	866 281	604 794
USA	21 338	23 501	16 464	NETHERLANDS	7 030 630	1 097 360	766 416
CANADA	5 181	1 975	1 395	ITALY	6 225 081	993 157	694 153
MEXICO	611	183	126	UNITD KINGDOM	7 849 648	1 407 392	982 528
GUATEMALA	42	57	40	IRELAND	321 830	58 216	40 672
EL SALVADOR	234	277	197	DENMARK	1 150 206	199 482	138 953
CUBA	48	106	71	GREECE	399 081	78 043	54 429
HAITI	352	154	111	PORTUGAL	334 494	77 176	53 924
BAHAMAS	10	207	152	SPAIN	2 482 568	437 289	306 774
CAYMAN IS	4	53	37	SWEDEN	417 464	118 937	83 079
ST LUCIA	10	65	46	FINLAND	169 143	53 092	37 033
ARUBA	52	93	64	AUSTRIA	3 778 313	677 778	473 638
NETH ANTILL	89	127	91	EU	47 450 006	8 001 665	5 589 134
COLOMBIA	27	45	31	CANARY IS	4 091	2 400	1 682
VENEZUELA	5 104	576	402	ICELAND	15 334	3 320	2 328
BRAZIL	493	243	171	NORWAY	194 855	41 054	28 684
CHILE	633	360	255	LIECHTENST	332	372	263
ARGENTINA	672	228	162	SWITZERLAND	3 022 282	604 660	422 884
CYPRUS	1 058	615	425	FAEROE IS	76	59	41
LEBANON	2 255	801	554	ANDORRA	730	151	109
SYRIA	349	218	148	VATICAN CITY	2 577	285	203
ISRAEL	8 051	3 547	2 494	MALTA	7 809	2 658	1 870
JORDAN	876	548	365	TURKEY	453 735	127 046	88 817
SAUDI ARABIA	4 751	1 520	1 056	ESTONIA	9 194	4 237	2 964
KUWAIT	1 672	834	568	LATVIA	13 040	7 765	5 425
BAHRAIN	54	48	32	LITHUANIA	16 186	7 215	5 039
QATAR	1 801	657	396	POLAND	1 215 882	287 645	201 189
ARAB EMIRAT	4 465	1 494	1 048	CZECH REPUBL	784 344	141 337	98 884
PAKISTAN	2 117	540	377	SLOVAKIA	279 058	45 874	32 108
INDIA	586	112	77	HUNGARY	863 177	164 115	114 807
SRI LANKA	418	180	124	ROMANIA	99 790	25 540	17 878
THAILAND	5 134	1 428	995	BULGARIA	178 305	31 224	21 835
VIETNAM	679	274	197	ALBANIA	642	392	277
INDONESIA	3 014	1 150	799	UKRAINE	34 415	18 092	12 640
MALAYSIA	677	294	206	BELARUS	16 513	5 454	3 844
SINGAPORE	6 125	2 366	1 623	MOLDOVA	1 107	311	219
PHILIPPINES	113	59	70	RUSSIA	206 831	101 677	71 080
MONGOLIA	181	87	61	GEORGIA	1 005	286	199
CHINA	2 051	902	618	KAZAKHSTAN	3 949	1 717	1 207
NORTH KOREA	112	155	108	UZBEKISTAN	5 256	6 890	4 734
SOUTH KOREA	14 651	8 118	5 747	KYRGYZSTAN	537	278	197
JAPAN	22 630	12 928	9 038	SLOVENIA	182 334	41 432	29 000
TAIWAN	3 057	1 125	787	CROATIA	95 122	22 598	15 824
HONG KONG	4 598	1 556	1 098	BOS HERZEGOV	500	160	111
AUSTRALIA	970	775	544	SERB MONTNEG	923	383	272
AUST OCEANIA	62	69	49	MACEDONIA	50 877	10 249	7 155
NEW ZEALAND	394	307	210	MOROCCO	44 007	6 644	6 055
UNID COUNTR	3 132	786	549	ALGERIA	30 722	5 610	3 941
				TUNISIA	28 325	7 694	5 360
				LIBYA	29 073	4 952	3 444
641 PAPER AND PAPERBOARD				EGYPT	192 466	33 420	23 438
IMPORTS	73 395 946	10 999 402	7 694 454	SUDAN	15 783	2 406	1 675
FRANCE	8 373 928	1 366 717	956 233	MAURITANIA	106	169	116
BELGIUM LUX	2 556 030	561 603	392 200	MALI	523	357	245
NETHERLANDS	5 984 234	914 823	639 142	BURKINA FASO	397	129	90
ITALY	3 480 617	683 914	479 181	SENEGAL	2 516	464	327
UNITD KINGDOM	3 844 993	736 021	515 661	GUINEA	825	123	86
IRELAND	1 814	632	449	IVORY COAST	16 213	2 555	1 776
DENMARK	671 294	95 222	66 864	GHANA	13 483	1 736	1 223
GREECE	5 935	960	666	TOGO	949	210	148
PORTUGAL	350 636	53 255	37 128	BENIN	639	315	222
SPAIN	517 379	97 105	68 080	NIGERIA	121 348	15 903	11 151
SWEDEN	13 747 709	1 869 967	1 307 779	CAMEROON	1 973	528	367
FINLAND	13 552 739	1 887 261	1 317 708	CENT AFR REP	310	69	49
AUSTRIA	6 237 292	857 783	601 092	GABON	131	96	69
EU	59 324 660	9 125 263	6 382 363	CONGO	39	49	33
CEUTA MEL	413	109	74	ZAIRE	7 789	15 151	10 655
ICELAND	1 152	346	239	RWANDA	213	123	88
NORWAY	3 403 333	407 416	285 129	BURUNDI	260	83	57
SWITZERLAND	3 610 547	550 516	385 226	ANGOLA	50	45	32
TURKEY	28 397	2 658	1 819	ETHIOPIA	3 602	704	494
LATVIA	517	63	44	ERITREA	2 002	319	225
LITHUANIA	7 707	473	320	KENYA	24 362	3 594	2 522
POLAND	747 562	72 094	50 574	UGANDA	701	262	186
CZECH REPUBL	599 599	70 151	49 161	TANZANIA	1 890	534	370
SLOVAKIA	1 099 851	154 110	107 913	SEYCHELLES	503	88	60
HUNGARY	139 608	13 355	9 361	MADAGASCAR	2 896	455	319
ROMANIA	83 433	9 091	6 353	REUNION	6 738	1 339	945

6 IMPORTS AND EXPORTS (SPECIAL TRADE) BY GROUPS OF THE SITC-REV. III AND BY COUNTRIES OF PRODUCTION AND CONSUMPTION 1995

GROUP COUNTRY	DT = 100 KG	1 000 DM	1 000 \$	GROUP COUNTRY	DT = 100 KG	1 000 DM	1 000 \$
MAURITIUS	4 912	828	584	LATVIA	306	168	117
ZIMBABWE	8 376	4 486	3 116	LITHUANIA	1 832	341	238
MALAWI	7 996	1 481	1 047	POLAND	422 538	68 576	48 048
SOUTH AFRICA	399 838	111 817	78 175	CZECH REPUBL	132 485	45 110	31 541
NAMIBIA	139	96	64	SLOVAKIA	33 892	6 671	4 694
BOTSWANA	1 518	293	201	HUNGARY	39 346	11 390	7 905
USA	2 820 887	564 068	394 538	ROMANIA	1 213	249	176
CANADA	175 457	41 842	29 197	BULGARIA	437	411	284
MEXICO	79 471	18 408	12 691	UKRAINE	626	459	320
BERMUDA	1 568	294	206	RUSSIA	171	46	33
GUATEMALA	4 110	1 682	1 170	SLOVENIA	179 856	38 416	26 750
EL SALVADOR	5 821	1 220	860	CROATIA	27 025	6 087	4 268
NICARAGUA	808	119	84	MACEDONIA	84	55	36
COSTA RICA	4 336	908	635	TUNISIA	8 592	5 786	4 038
PANAMA	1 448	485	325	MAURITIUS	20	59	42
CUBA	433	150	108	MALAWI	657	126	89
HAITI	537	123	86	SOUTH AFRICA	95	115	78
DOMINIC REP	3 450	779	553	BOTSWANA	93	217	145
GUADELOUPE	338	94	65	USA	126 276	87 736	61 409
MARTINIQUE	3 433	523	365	CANADA	36 101	16 195	11 327
JAMAICA	3 219	816	569	MEXICO	6 409	3 551	2 503
ST LUCIA	323	53	36	EL SALVADOR	83	101	71
BARBADOS	2 502	485	339	BRAZIL	33 907	6 375	4 460
TRINIDAD TOB	3 158	846	594	CYPRUS	274	71	50
NETH ANTILL	2 765	669	468	IRAN	258	82	59
COLOMBIA	52 743	10 766	7 564	ISRAEL	2 942	1 938	1 358
VENEZUELA	37 507	8 376	5 743	INDIA	870	753	519
SURINAME	415	146	101	SRI LANKA	235	151	104
ECUADOR	50 335	5 522	3 863	NEPAL	75	220	154
PERU	86 568	16 274	11 399	THAILAND	3 629	3 670	2 574
BRAZIL	625 355	111 100	77 985	INDONESIA	6 926	2 362	1 658
CHILE	233 716	46 320	32 285	MALAYSIA	3 596	1 629	1 137
BOLIVIA	2 701	699	487	SINGAPORE	543	552	384
PARAGUAY	50 128	4 423	3 126	PHILIPPINES	8 118	11 298	7 868
URUGUAY	4 234	1 115	765	CHINA	91 972	66 532	46 384
ARGENTINA	336 628	55 620	38 891	SOUTH KOREA	53 973	24 066	16 866
CYPRUS	34 508	8 355	5 819	JAPAN	15 281	29 950	20 942
LEBANON	65 673	11 443	7 962	TAIWAN	8 283	8 427	5 872
SYRIA	109 803	12 211	8 517	HONG KONG	4 336	4 553	3 168
IRAQ	10 075	1 426	1 013	AUSTRALIA	326	176	124
IRAN	337 919	76 947	53 920	NEW ZEALAND	171	113	77
ISRAEL	326 446	66 785	46 625	EXPORTS	15 458 923	6 121 755	4 276 450
JORDAN	84 336	10 505	7 298	FRANCE	2 342 293	984 745	687 233
SAUDI ARABIA	359 508	54 705	38 064	BELGIUM LUX	1 469 640	636 448	444 242
KUWAIT	108 229	17 372	12 086	NETHERLANDS	2 626 910	866 353	605 068
BAHRAIN	24 002	4 205	2 917	ITALY	756 017	276 964	193 657
QATAR	5 240	1 076	741	UNTD KINGDOM	1 142 359	483 820	337 988
ARAB EMIRAT	260 966	35 232	24 583	IRELAND	76 339	29 116	20 306
OMAN	26 688	3 615	2 536	DENMARK	683 003	216 684	151 317
YEMEN	56 347	7 562	5 289	GREECE	247 025	119 466	83 472
AFGHANISTAN	655	48	34	PORTUGAL	52 359	23 048	16 081
PAKISTAN	99 016	13 651	9 570	SPAIN	358 190	131 653	92 112
INDIA	222 719	35 545	24 859	SWEDEN	321 696	175 679	122 659
BANGLADESH	29 625	2 280	1 583	FINLAND	129 648	70 836	49 411
SRI LANKA	48 161	4 816	3 383	AUSTRIA	1 211 240	459 320	320 526
NEPAL	355	91	65	EU	11 416 719	4 474 132	3 124 072
BHUTAN	1 212	814	562	CANARY IS	19 521	6 231	4 343
MYANMAR	5 724	876	486	ICELAND	12 467	6 502	4 569
THAILAND	209 590	43 535	30 467	NORWAY	61 247	32 089	22 408
VIETNAM	7 031	1 304	915	LIECHTENST	4 443	1 953	1 367
CAMBODIA	343	65	47	SWITZERLAND	1 198 359	496 786	347 489
INDONESIA	80 354	34 894	24 563	ANDORRA	4 235	1 478	1 028
MALAYSIA	416 865	66 709	46 592	GIBRALTAR	547	280	195
BRUNEI	212	55	40	MALTA	18 045	7 960	5 592
SINGAPORE	497 563	69 224	48 421	TURKEY	121 645	41 082	28 717
PHILIPPINES	69 647	14 393	10 027	ESTONIA	4 383	2 706	1 890
CHINA	268 168	44 804	31 299	LATVIA	16 617	4 934	3 432
NORTH KOREA	402	147	103	LITHUANIA	10 729	4 687	3 270
SOUTH KOREA	264 948	52 376	36 705	POLAND	357 201	126 632	88 565
JAPAN	371 529	74 460	51 981	CZECH REPUBL	344 665	116 963	81 825
TAIWAN	183 498	37 739	26 409	SLOVAKIA	47 655	14 099	9 881
HONG KONG	731 486	103 598	72 678	HUNGARY	201 968	70 606	49 360
MACAO	874	171	119	ROMANIA	44 799	15 226	10 642
AUSTRALIA	781 557	165 756	115 738	BULGARIA	32 767	11 619	8 113
PAPUA NEW G	5 347	870	606	ALBANIA	239	115	79
NEW ZEALAND	223 319	48 819	34 055	UKRAINE	29 490	10 515	7 337
NEW CALEDON	3 228	786	548	BELARUS	6 132	2 049	1 429
FIJI	2 097	509	356	MOLDOVA	348	209	143
VANUATU	3 000	555	394	RUSSIA	100 444	50 760	35 531
FR POLYNESIA	514	152	107	GEORGIA	178	89	62
UNTD COUNTR	5 530	1 285	890	AZERBAIJAN	51	46	31
642 PAPER,PAPERBOARD,CUT ETC				KAZAKHSTAN	22 645	9 917	6 953
IMPORTS	10 226 853	3 084 889	2 157 149	TURKMENISTAN	57	49	33
FRANCE	1 278 401	420 695	293 825	UZBEKISTAN	3 011	1 004	706
BELGIUM LUX	175 014	181 796	127 296	KYRGYZSTAN	215	128	84
NETHERLANDS	1 049 162	335 431	234 524	SLOVENIA	54 361	25 699	17 960
ITALY	1 481 844	438 270	306 287	CROATIA	60 357	23 697	16 548
UNTD KINGDOM	439 393	148 267	103 640	BOS HERZEGOV	249	116	78
IRELAND	3 797	3 478	2 414	SERB MONTNEG	3 366	1 321	900
DENMARK	412 138	117 463	82 142	MACEDONIA	22 119	6 834	4 768
GREECE	1 627	1 039	729	MOROCCO	19 850	5 234	3 632
PORTUGAL	57 425	11 720	8 234	ALGERIA	31 257	14 047	9 853
SPAIN	68 849	26 190	18 252	TUNISIA	15 616	6 554	4 566
SWEDEN	964 867	198 095	138 940	LIBYA	31 406	8 418	5 822
FINLAND	725 175	135 420	94 871	EGYPT	7 972	3 321	2 314
AUSTRIA	1 443 301	411 422	287 676	SUDAN	4 395	2 032	1 418
EU	8 400 993	2 429 286	1 698 830	MALI	63	47	34
CANARY IS	110	45	31	SENEGAL	1 310	473	327
ICELAND	142	65	43	GAMBIA	60	49	33
NORWAY	30 882	11 712	8 203	GUINEA	804	245	174
LIECHTENST	113	88	57	SIERRA LEONE	338	165	116
SWITZERLAND	536 587	186 000	130 105	IVORY COAST	561	223	152
TURKEY	3 692	2 537	1 768	GHANA	13 572	4 689	3 315
				TOGO	5 240	992	696

6 IMPORTS AND EXPORTS (SPECIAL TRADE) BY GROUPS OF THE SITC-REV. III AND BY COUNTRIES OF PRODUCTION AND CONSUMPTION 1995

GROUP COUNTRY	DT = 100 KG	1 000 DM	1 000 \$	GROUP COUNTRY	DT = 100 KG	1 000 DM	1 000 \$
BENIN	6 769	1 514	1 060	ICELAND	27	82	57
NIGERIA	3 659	1 676	1 177	NORWAY	49 247	13 931	9 758
CAMEROON	528	160	111	SWITZERLAND	145 973	204 736	142 814
CONGO	637	367	261	TURKEY	113 588	59 088	41 193
ZAIRE	1 131	310	216	ESTONIA	6 937	3 130	2 187
RWANDA	2 374	524	373	LATVIA	31 899	12 469	8 735
BURUNDI	228	117	83	LITHUANIA	16 668	10 275	7 181
ETHIOPIA	414	317	220	POLAND	38 025	44 672	31 151
ERITREA	1 186	245	170	CZECH REPUBL	73 609	41 566	29 103
KENYA	9 214	2 491	1 737	SLOVAKIA	134 156	39 070	27 306
UGANDA	1 158	553	391	HUNGARY	24 441	18 334	12 761
TANZANIA	686	247	173	ROMANIA	23 956	8 408	5 899
SEYCHELLES	74	73	52	BULGARIA	2 671	1 680	1 183
MOZAMBIQUE	226	119	83	UKRAINE	12 245	7 307	5 103
MADAGASCAR	379	102	71	BELARUS	28 410	19 558	13 746
REUNION	21 553	11 938	8 390	MOLOOVA	261	62	43
MAURITIUS	4 419	1 949	1 370	RUSSIA	49 801	10 887	7 622
ZAMBIA	54	112	73	AZERBAIJAN	230	77	54
ZIMBABWE	1 079	707	492	SLOVENIA	11 701	7 762	5 394
SOUTH AFRICA	46 374	21 431	14 930	CROATIA	7 395	13 061	9 134
NAMIBIA	80	58	40	MACEDONIA	5 556	8 033	5 611
USA	136 355	73 085	51 087	MOROCCO	2 155	1 013	701
CANADA	6 534	5 898	4 113	EGYPT	86 320	56 016	39 066
MEXICO	4 668	4 405	3 049	SUDAN	1 021	485	335
BERMUDA	109	47	32	NIGERIA	6 207	2 708	1 890
GUATEMALA	1 005	488	338	ANGOLA	141	72	47
HONDURAS	322	220	151	KENYA	401	226	160
EL SALVADOR	101	69	50	TANZANIA	1 634	852	611
NICARAGUA	97	117	81	MADAGASCAR	8 292	1 878	1 323
COSTA RICA	360	196	132	ZAMBIA	19 194	10 129	7 102
PANAMA	1 028	326	228	ZIMBABWE	6 943	4 167	2 924
DOMINIC REP	453	209	147	SOUTH AFRICA	2 128	1 209	853
GUADELOUPE	5 843	2 897	2 047	USA	149 944	118 601	82 885
MARTINIQUE	5 721	2 635	1 855	CANADA	10 282	5 185	3 620
JAMAICA	197	207	143	MEXICO	5 894	2 292	1 606
BARBADOS	426	128	89	COLOMBIA	2 444	1 346	920
TRINIDAD TOB	608	320	223	ECUADOR	1 756	964	670
NETH ANTILL	249	187	132	PERU	16 424	15 793	11 020
COLOMBIA	5 720	2 233	1 580	BRAZIL	21 428	11 991	8 371
VENEZUELA	630	680	477	ARGENTINA	4 362	2 780	1 910
SURINAME	221	123	85	LEBANON	139	180	125
FRENCH GUIAN	1 341	722	509	SYRIA	157	84	59
ECUADOR	19 686	7 080	5 032	IRAN	2 123	1 121	786
PERU	4 706	1 660	1 170	ISRAEL	4 187	4 257	3 257
BRAZIL	11 511	7 977	5 580	JORDAN	5 235	2 854	1 989
CHILE	31 433	9 665	6 770	SAUDI ARABIA	824	466	325
BOLIVIA	610	248	170	PAKISTAN	20 514	11 729	8 209
PARAGUAY	1 667	636	443	INDIA	124 673	61 066	42 687
URUGUAY	631	395	279	BANGLADESH	34 219	4 640	3 235
ARGENTINA	10 616	5 189	3 603	SRI LANKA	4 691	2 136	1 478
CYPRUS	25 903	10 643	7 481	THAILAND	30 269	18 805	13 125
LEBANON	5 124	2 392	1 673	INDONESIA	71 919	45 676	31 894
SYRIA	1 396	830	576	MALAYSIA	15 116	11 338	7 926
IRAN	17 204	6 713	4 714	SINGAPORE	10 440	22 587	15 879
ISRAEL	88 556	45 318	31 753	PHILIPPINES	2 464	1 206	840
JORDAN	6 337	4 675	3 288	CHINA	41 835	28 889	20 215
SAUDI ARABIA	32 029	9 804	6 859	NORTH KOREA	436	216	149
KUWAIT	8 011	3 394	2 364	SOUTH KOREA	31 586	25 209	17 533
BAHRAIN	2 465	1 035	715	JAPAN	69 380	63 872	44 626
QATAR	936	434	305	TAIWAN	13 267	6 398	4 450
ARAB EMIRAT	47 084	14 356	10 058	HONG KONG	443	662	462
OMAN	1 932	1 223	854	AUSTRALIA	2 600	937	661
YEMEN	1 021	353	244	NEW ZEALAND	66	82	57
PAKISTAN	2 593	966	676	EXPORTS	5 529 008	4 869 935	3 401 228
INDIA	8 592	3 899	2 731	FRANCE	885 930	677 796	473 500
BANGLADESH	736	253	175	BELGIUM LUX	578 412	379 695	264 922
SRI LANKA	4 035	2 688	1 880	NETHERLANDS	452 186	357 376	249 686
MYANMAR	2 152	752	527	ITALY	696 364	744 498	519 651
THAILAND	31 133	14 077	9 841	UNTD KINGDOM	557 973	445 006	310 967
VIETNAM	752	322	226	IRELAND	37 661	23 490	16 452
INDONESIA	21 285	5 931	4 156	DENMARK	180 427	134 494	93 959
MALAYSIA	19 979	6 690	4 675	GREECE	72 098	69 413	48 412
SINGAPORE	17 444	7 043	4 922	PORTUGAL	140 677	108 102	75 405
PHILIPPINES	4 090	1 740	1 213	SPAIN	212 578	181 602	126 849
MONGOLIA	126	68	45	SWEDEN	115 132	115 940	80 734
CHINA	14 021	7 104	5 018	FINLAND	64 508	60 204	41 939
SOUTH KOREA	40 358	12 103	8 433	AUSTRIA	220 172	272 964	190 520
JAPAN	22 829	18 297	12 770	EU	4 214 118	3 570 580	2 492 996
TAIWAN	100 319	70 438	49 355	ICELAND	1 386	1 157	800
HONG KONG	105 805	37 337	26 172	NORWAY	26 195	29 161	20 349
AUSTRALIA	89 819	31 528	21 925	LIECHTENST	6 056	3 519	2 488
PAPUA NEW G	304	114	81	SWITZERLAND	110 796	144 856	101 016
NEW ZEALAND	11 856	4 956	3 454	ANDORRA	84	113	79
NEW CALEDON	2 674	1 233	871	MALTA	369	1 678	1 168
FIJI	409	119	83	TURKEY	129 861	113 502	79 262
FR POLYNESIA	3 327	1 935	1 362	ESTONIA	874	1 357	950
UNIO COUNTR	6 618	2 399	1 665	LATVIA	7 091	8 856	6 216
651 TEXTILE YARN				LITHUANIA	3 399	6 673	4 675
IMPORTS	4 520 031	3 442 856	2 405 599	POLAND	65 875	84 145	58 742
FRANCE	356 767	293 929	205 289	CZECH REPUBL	92 783	93 300	65 179
BELGIUM LUX	444 089	250 497	174 927	SLOVAKIA	9 760	14 346	10 033
NETHERLANDS	551 746	385 426	269 248	HUNGARY	38 350	48 273	33 725
ITALY	697 489	675 722	472 465	ROMANIA	9 182	23 790	16 706
UNTD KINGDOM	206 152	206 859	144 844	BULGARIA	9 070	15 392	10 785
IRELAND	39 270	37 881	26 534	ALBANIA	25	197	140
DENMARK	82 715	84 275	58 568	UKRAINE	3 060	6 545	4 603
GREECE	108 821	83 704	58 375	BELARUS	929	2 108	1 472
PORTUGAL	39 610	54 288	38 057	MOLDOVA	443	534	377
SPAIN	208 084	142 639	99 734	RUSSIA	5 692	9 765	6 817
SWEDEN	5 411	2 818	1 952	AZERBAIJAN	173	144	104
FINLAND	14 660	7 688	5 379	TURKMENISTAN	1 032	523	371
AUSTRIA	154 571	140 274	98 054	UZBEKISTAN	12	312	221
EU	2 909 385	2 366 000	1 653 426	KYRGYZSTAN	2 524	1 098	754
				SLOVENIA	26 463	34 732	24 325

6 IMPORTS AND EXPORTS (SPECIAL TRADE) BY GROUPS OF THE SITC-REV. III AND BY COUNTRIES OF PRODUCTION AND CONSUMPTION 1995

GROUP COUNTRY	DT = 100 KG	1 000 DM	1 000 \$	GROUP COUNTRY	DT = 100 KG	1 000 DM	1 000 \$
CROATIA	8 131	16 679	11 685	BELARUS	2 518	1 320	929
BOS HERZEGOV	23	106	75	RUSSIA	16 564	7 886	5 513
SERB MONTNEG	53	1 049	701	GEORGIA	67	49	35
MACEDONIA	7 531	8 861	6 160	AZERBAIJAN	3 387	1 770	1 233
MOROCCO	36 595	28 995	20 211	TURKMENISTAN	284	1 286	909
ALGERIA	3 521	1 992	1 396	UZBEKISTAN	5 724	2 253	1 585
TUNISIA	12 970	23 978	16 747	SLOVENIA	5 822	9 197	6 431
LIBYA	97	403	272	CROATIA	1 258	1 388	975
EGYPT	12 535	5 828	4 058	MACEDONIA	409	205	139
SENEGAL	80	49	33	MOROCCO	87	108	76
IVORY COAST	222	129	91	TUNISIA	92	182	128
GHANA	30	61	42	EGYPT	18 329	14 978	10 457
NIGERIA	61	105	72	NIGERIA	657	345	245
CAMEROON	37	44	31	CAMEROON	69	50	36
GABON	60	103	70	KENYA	9	47	33
CONGO	21	49	34	MADAGASCAR	6 180	4 053	2 837
KENYA	31	109	75	MAURITIUS	530	600	409
MADAGASCAR	15	50	34	ZIMBABWE	612	478	338
MAURITIUS	295	758	531	SOUTH AFRICA	414	552	382
ZIMBABWE	46	89	64	BOTSWANA	131	68	45
SOUTH AFRICA	34 943	32 527	22 768	SWAZILAND	837	646	451
USA	304 068	234 077	163 534	USA	8 016	18 679	13 039
CANADA	23 002	24 364	17 123	CANADA	104	312	213
MEXICO	343	784	548	MEXICO	2 282	1 198	832
GUATEMALA	1 796	1 105	778	COLOMBIA	447	762	532
EL SALVADOR	19	39	30	ECUADOR	13	48	33
CUBA	35	88	62	PERU	3 420	3 081	2 113
HAITI	36	71	49	BRAZIL	7 862	7 154	4 946
DOMINIC REP	397	196	136	PARAGUAY	380	217	146
COLOMBIA	1 314	2 207	1 555	ARGENTINA	234	134	97
VENEZUELA	261	803	558	CYPRUS	81	71	50
ECUADOR	168	353	242	SYRIA	3 995	1 199	838
PERU	2 297	1 076	752	IRAN	7 956	3 802	2 655
BRAZIL	33 809	26 642	18 609	ISRAEL	225	323	229
CHILE	3 315	3 599	2 500	BAHRAIN	418	293	203
BOLIVIA	64	129	89	ARAB EMIRAT	6 119	3 583	2 519
URUGUAY	262	385	270	AFGHANISTAN	1 360	373	260
ARGENTINA	1 248	2 369	1 662	PAKISTAN	45 903	36 283	25 358
CYPRUS	1 744	1 663	1 164	INDIA	68 044	49 270	34 353
LEBANON	2 298	1 538	1 077	SRI LANKA	608	406	275
SYRIA	35 350	10 940	7 638	THAILAND	40 863	43 839	30 659
IRAN	7 069	7 739	5 432	VIETNAM	686	371	262
ISRAEL	40 589	33 626	23 510	INDONESIA	21 352	19 095	13 325
JORDAN	3 227	1 068	726	MALAYSIA	14 187	10 821	7 591
SAUDI ARABIA	30 841	11 357	7 910	CHINA	41 792	28 232	19 736
KUWAIT	24	93	65	SOUTH KOREA	8 153	12 229	8 544
BAHRAIN	19	57	40	JAPAN	1 025	3 264	2 281
ARAB EMIRAT	2 049	1 841	1 294	TAIWAN	8 339	8 741	6 102
OMAN	535	376	258	HONG KONG	1 565	1 508	1 038
PAKISTAN	11 444	4 395	3 073	AUSTRALIA	56	75	52
INDIA	9 024	8 743	6 124	EXPORTS	1 153 609	2 317 651	1 618 990
BANGLADESH	91	144	104	FRANCE	129 275	158 230	110 377
SRI LANKA	8 328	9 715	6 810	BELGIUM LUX	38 263	64 877	45 403
NEPAL	30	49	35	NETHERLANDS	115 704	155 877	108 776
MYANMAR	31	880	623	ITALY	114 582	145 234	101 357
THAILAND	10 763	10 534	7 334	UNITD KINGDOM	51 480	98 651	68 898
VIETNAM	276	944	671	IRELAND	2 599	4 560	3 175
INDONESIA	17 232	10 656	7 525	DENMARK	15 525	28 742	20 074
MALAYSIA	641	1 261	885	GREECE	13 312	30 356	21 144
SINGAPORE	8 976	14 083	9 755	PORTUGAL	35 460	82 149	57 530
PHILIPPINES	1 504	3 395	2 375	SPAIN	13 399	24 362	17 001
CHINA	1 950	2 531	1 778	SWEDEN	6 489	13 545	9 439
SOUTH KOREA	3 770	7 062	4 934	FINLAND	6 950	10 851	7 441
JAPAN	26 135	22 788	15 937	AUSTRIA	41 535	122 892	85 840
TAIWAN	10 112	11 251	7 889	EU	584 573	940 326	656 455
HONG KONG	9 152	19 415	13 622	CANARY IS	244	1 415	990
MACAO	236	857	612	ICELAND	134	506	346
AUSTRALIA	28 173	29 712	21 015	NORWAY	5 098	7 451	5 201
NEW ZEALAND	882	2 378	1 673	LIECHTENST	682	1 529	1 074
NEW CALEDON	43	99	68	SWITZERLAND	24 503	63 769	44 471
FIJI	24	55	41	MALTA	4 198	10 557	7 394
FR POLYNESIA	42	99	69	TURKEY	22 888	45 896	32 157
UNID COUNTR	567	1 030	700	ESTONIA	911	2 077	1 452
652 COTTON FABRICS, WOVEN				LATVIA	1 597	4 373	3 048
IMPORTS	1 051 423	1 648 251	1 152 111	LITHUANIA	3 201	8 328	5 820
FRANCE	110 383	211 059	147 568	POLAND	162 568	380 495	265 680
BELGIUM LUX	48 072	81 419	56 898	CZECH REPUBL	43 287	86 600	60 449
NETHERLANDS	51 515	81 642	56 933	SLOVAKIA	21 017	37 632	26 264
ITALY	176 226	427 555	299 223	HUNGARY	32 982	71 570	49 912
UNITD KINGDOM	22 055	41 995	29 258	ROMANIA	26 772	78 969	55 351
IRELAND	6 339	6 113	4 267	BULGARIA	9 648	26 402	18 470
DENMARK	2 588	6 838	4 752	ALBANIA	79	372	257
GREECE	2 719	3 686	2 556	UKRAINE	4 232	10 005	7 013
PORTUGAL	7 771	21 403	15 073	BELARUS	877	2 119	1 477
SPAIN	15 678	32 010	22 323	MOLDOVA	129	410	285
SWEDEN	2 422	3 565	2 499	RUSSIA	8 884	13 367	9 356
FINLAND	678	1 581	1 100	KAZAKHSTAN	81	45	31
AUSTRIA	49 704	109 373	76 527	UZBEKISTAN	42	105	75
EU	496 150	1 028 239	719 037	SLOVENIA	17 922	58 034	40 554
NORWAY	1 156	2 807	1 952	CROATIA	11 825	38 980	27 245
SWITZERLAND	33 620	131 935	92 196	BOS HERZEGOV	103	562	380
MALTA	11	81	51	SERB MONTNEG	17	82	57
TURKEY	28 361	35 255	24 542	MACEDONIA	18 255	54 433	37 980
ESTONIA	11 740	7 402	5 190	MOROCCO	22 954	42 310	29 632
LATVIA	6 333	3 252	2 261	TUNISIA	64 351	151 842	106 186
LITHUANIA	4 398	3 433	2 415	EGYPT	1 010	1 376	944
POLAND	11 023	10 973	7 646	MAURITANIA	565	1 044	709
CZECH REPUBL	83 196	100 101	70 059	MALI	488	1 905	1 353
SLOVAKIA	6 388	8 055	5 613	BURKINA FASO	165	375	258
HUNGARY	3 920	9 021	6 235	NIGER	370	608	414
ROMANIA	3 163	2 996	2 079	SENEGAL	246	346	243
BULGARIA	89	153	106	GAMBIA	100	172	120
UKRAINE	2 362	1 626	1 137	IVORY COAST	354	346	247
				GHANA	17	74	47

6 IMPORTS AND EXPORTS (SPECIAL TRADE) BY GROUPS OF THE SITC-REV. III AND BY COUNTRIES OF PRODUCTION AND CONSUMPTION 1995

GROUP COUNTRY	DT = 100 KG	1 000 DM	1 000 \$	GROUP COUNTRY	DT = 100 KG	1 000 DM	1 000 \$
BENIN	532	1 090	770	THAILAND	14 373	11 883	8 316
NIGERIA	262	276	191	VIETNAM	79	52	36
CAMEROON	29	148	106	INDONESIA	82 293	81 972	57 287
GABON	14	91	64	MALAYSIA	9 919	8 825	6 165
CONGO	86	78	56	SINGAPORE	26	45	32
ZAIRE	17	50	35	PHILIPPINES	273	283	198
KENYA	147	184	128	CHINA	59 901	46 532	32 531
TANZANIA	60	49	34	SOUTH KOREA	39 846	100 233	70 053
REUNION	26	49	35	JAPAN	24 226	124 583	87 656
MAURITIUS	521	1 209	846	TAIWAN	24 547	30 734	21 446
ZIMBABWE	53	88	62	HONG KONG	399	919	630
SOUTH AFRICA	1 477	3 209	2 244	EXPORTS	1 581 007	4 504 001	3 146 261
USA	8 143	31 356	21 947	FRANCE	109 943	259 676	181 422
CANADA	1 307	3 353	2 321	BELGIUM LUX	84 669	106 032	73 984
MEXICO	79	215	145	NETHERLANDS	132 490	273 157	190 755
GUATEMALA	36	100	70	ITALY	76 379	175 664	122 519
PANAMA	44	103	75	UNITD KINGDOM	133 022	286 950	200 273
COLOMBIA	1 207	2 152	1 524	IRELAND	2 297	10 489	7 320
VENEZUELA	148	435	306	DENMARK	20 952	55 474	38 785
BRAZIL	199	414	283	GREECE	34 247	109 700	76 395
CHILE	243	692	479	PORTUGAL	31 892	136 113	94 893
URUGUAY	85	271	191	SPAIN	29 165	84 986	59 432
ARGENTINA	26	128	87	SWEDEN	7 695	28 647	19 991
CYPRUS	1 917	3 976	2 781	FINLAND	6 992	23 728	16 481
LEBANON	1 043	1 955	1 356	AUSTRIA	45 076	138 689	96 640
SYRIA	582	1 013	710	EU	714 819	1 689 285	1 178 890
IRAN	821	2 829	1 955	CANARY IS	26	74	54
ISRAEL	2 630	5 426	3 790	ICELAND	161	626	442
JORDAN	56	168	107	NORWAY	2 521	8 206	5 734
SAUDI ARABIA	789	1 741	1 225	LIECHTENST	34	108	75
KUWAIT	127	436	303	SWITZERLAND	47 826	127 299	88 926
QATAR	15	109	77	MALTA	2 561	8 023	5 606
ARAB EMIRAT	1 178	4 099	2 895	SAN MARINO	51	123	87
AFGHANISTAN	42	45	31	TURKEY	37 464	123 533	86 656
PAKISTAN	270	309	218	ESTONIA	3 314	8 383	5 872
INDIA	1 378	3 734	2 608	LATVIA	5 185	21 434	15 020
SRI LANKA	3 267	4 488	3 148	LITHUANIA	11 210	34 544	24 150
THAILAND	754	2 355	1 644	POLAND	187 268	614 027	429 230
VIETNAM	3 330	12 356	8 693	CZECH REPUB	44 445	143 020	99 883
INDONESIA	361	823	568	SLOVAKIA	18 498	60 030	41 993
MALAYSIA	892	2 036	1 419	HUNGARY	33 109	134 672	94 015
SINGAPORE	1 567	4 005	2 789	ROMANIA	78 652	274 313	191 943
PHILIPPINES	1 376	3 277	2 286	BULGARIA	21 087	65 236	45 640
MONGOLIA	66	100	72	ALBANIA	2 820	9 087	6 371
CHINA	670	1 698	1 195	UKRAINE	27 271	74 354	52 025
SOUTH KOREA	3 015	8 960	6 270	BELARUS	4 083	13 057	9 125
JAPAN	4 611	23 022	16 123	MOLDOVA	1 221	2 441	1 726
TAIWAN	1 325	5 182	3 641	RUSSIA	19 839	52 399	36 646
HONG KONG	7 073	23 663	16 624	GEORGIA	231	302	209
AUSTRALIA	1 007	3 692	2 572	KAZAKHSTAN	117	173	122
NEW ZEALAND	431	1 680	1 168	SLOVENIA	26 240	114 689	80 317
NEW CALEDON	61	123	86	CROATIA	23 875	104 746	73 225
UNITD COUNTR	624	1 276	880	BOS HERZEGOV	580	3 364	2 345
653 FABRICS,MAN-MADE FIBRES				SERB MONTNEG	94	528	363
IMPORTS	1 177 573	2 632 762	1 841 357	MACEDONIA	17 022	52 736	36 779
FRANCE	180 911	421 179	294 866	MOROCCO	62 218	177 594	123 954
BELGIUM LUX	114 098	202 313	141 075	TUNISIA	61 927	195 761	136 861
NETHERLANDS	56 633	140 241	98 064	EGYPT	1 115	3 675	2 570
ITALY	209 806	761 202	532 794	MAURITANIA	87	54	36
UNITD KINGDOM	70 922	93 281	64 827	MALI	45	76	50
IRELAND	1 453	3 512	2 444	BURKINA FASO	908	687	475
DENMARK	556	3 306	2 309	NIGER	526	416	288
GREECE	5 468	3 927	2 752	CHAD	40	143	101
PORTUGAL	22 995	56 914	39 816	SENEGAL	667	790	554
SPAIN	51 432	89 528	62 575	GAMBIA	310	284	182
SWEDEN	1 183	5 208	3 650	GUINEA	210	238	166
FINLAND	202	631	440	IVORY COAST	4 435	3 924	2 734
AUSTRIA	37 170	119 741	83 750	GHANA	436	406	277
EU	753 029	1 900 983	1 329 362	TOGO	154	132	91
ICELAND	1 660	1 865	1 289	BENIN	1 268	1 544	1 069
NORWAY	876	1 127	785	NIGERIA	2 064	1 628	1 148
SWITZERLAND	19 154	106 332	74 440	CAMEROON	55	60	43
TURKEY	16 673	39 146	27 434	GABON	255	244	169
LATVIA	262	332	227	CONGO	68	77	53
LITHUANIA	1 184	1 942	1 357	ZAIRE	475	400	277
POLAND	4 046	5 490	3 816	BURUNDI	19	45	31
CZECH REPUB	55 407	66 732	46 715	KENYA	528	869	598
SLOVAKIA	5 138	8 817	6 156	TANZANIA	356	258	177
HUNGARY	5 816	5 713	3 983	MADAGASCAR	16	53	34
ROMANIA	744	1 241	860	REUNION	93	265	181
BULGARIA	1 802	2 161	1 514	MAURITIUS	752	2 501	1 735
ALBANIA	19	50	36	ZIMBABWE	818	1 336	936
UKRAINE	670	713	511	SOUTH AFRICA	3 918	14 679	10 266
BELARUS	1 251	1 518	1 045	USA	26 841	83 353	57 968
RUSSIA	113	188	130	CANADA	4 381	15 394	10 701
TURKMENISTAN	194	934	654	MEXICO	649	2 859	1 999
SLOVENIA	8 190	14 055	9 838	GUATEMALA	189	755	529
CROATIA	373	1 143	796	HONDURAS	31	115	80
MACEDONIA	505	639	450	COSTA RICA	302	772	537
MOROCCO	152	369	258	PANAMA	134	153	108
TUNISIA	81	264	187	JAMAICA	296	186	122
SOUTH AFRICA	37	193	136	BARBADOS	282	727	504
USA	11 696	33 116	23 153	NETH ANTILL	12	55	38
CANADA	61	144	97	COLOMBIA	1 099	3 044	2 125
MEXICO	228	473	330	VENEZUELA	111	340	237
FRENCH GUIAN	104	55	39	FRENCH GUIAN	33	72	49
BRAZIL	4 642	2 284	1 597	ECUADOR	286	1 580	1 135
IRAN	336	138	91	PERU	60	325	226
ISRAEL	3 938	6 253	4 416	BRAZIL	769	1 698	1 191
ARAB EMIRAT	75	100	70	CHILE	836	2 029	1 426
PAKISTAN	18 169	13 734	9 622	URUGUAY	39	201	140
INDIA	2 137	3 780	2 625	ARGENTINA	358	1 188	820
SRI LANKA	2 855	3 278	2 259	CYPRUS	2 362	5 354	3 725
				LEBANON	1 315	3 991	2 760

6 IMPORTS AND EXPORTS (SPECIAL TRADE) BY GROUPS OF THE SITC-REV. III AND BY COUNTRIES OF PRODUCTION AND CONSUMPTION 1985

GROUP COUNTRY	DT = 100 KG	1 000 DM	1 000 \$	GROUP COUNTRY	DT = 100 KG	1 000 DM	1 000 \$
SYRIA	1 292	4 047	2 844	MALTA	2 281	13 672	9 592
IRAN	891	1 913	1 338	TURKEY	17 191	86 286	60 274
ISRAEL	7 400	17 236	11 965	ESTONIA	1 020	3 907	2 737
JORDAN	327	601	428	LATVIA	1 862	8 077	5 696
SAUDI ARABIA	1 334	4 534	3 144	LITHUANIA	3 917	14 236	10 047
KUWAIT	416	1 709	1 173	POLAND	44 464	206 498	144 930
BAHRAIN	62	245	168	CZECH REPUB.	15 883	71 171	49 856
QATAR	73	405	283	SLOVAKIA	6 516	26 964	19 010
ARAB EMIRAT	1 295	4 179	2 909	HUNGARY	11 446	67 660	47 550
OMAN	18	50	35	ROMANIA	36 928	146 143	102 658
PAKISTAN	211	438	296	BULGARIA	4 358	18 766	13 187
INDIA	1 236	4 069	2 830	ALBANIA	616	1 778	1 253
BANGLADESH	11	43	31	UKRAINE	8 520	28 338	19 982
SRI LANKA	4 168	15 457	10 696	BELARUS	2 682	6 934	4 862
THAILAND	1 892	6 312	4 430	MOLDOVA	271	813	557
VIETNAM	768	2 477	1 749	RUSSIA	8 359	23 413	16 450
INDONESIA	908	2 909	2 035	GEORGIA	87	198	141
MALAYSIA	3 483	7 247	5 106	KAZAKHSTAN	60	224	159
SINGAPORE	7 382	27 032	18 889	SLOVENIA	17 898	123 775	86 955
PHILIPPINES	840	2 559	1 783	CROATIA	15 586	87 025	61 101
MONGOLIA	84	85	60	BOS HERZEGOV	124	783	550
CHINA	2 574	8 907	6 285	SERB MONTNEG	29	401	281
NORTH KOREA	245	628	437	MACEDONIA	3 770	13 721	9 547
SOUTH KOREA	3 682	14 816	10 365	MOROCCO	7 728	32 665	22 998
JAPAN	4 626	25 357	17 719	TUNISIA	7 658	32 960	22 996
TAIWAN	5 094	17 915	12 565	LIBYA	125	244	169
HONG KONG	9 757	36 839	25 752	EGYPT	107	472	329
MACAO	9	42	30	NIGERIA	66	105	74
AUSTRALIA	2 835	14 628	10 236	MADAGASCAR	40	147	102
NEW ZEALAND	1 490	5 835	4 091	MAURITIUS	1 141	8 316	5 821
NEW CALEDON	24	51	35	ZIMBABWE	34	178	125
UNID COUNTR	603	1 880	1 307	SOUTH AFRICA	636	2 076	1 463
				USA	9 301	26 141	18 254
				CANADA	1 890	4 113	2 872
				MEXICO	7	64	46
				COLOMBIA	18	139	95
				VENEZUELA	8	43	30
				PERU	14	68	49
				BRAZIL	977	849	594
				CHILE	220	499	344
				ARGENTINA	73	208	142
				CYPRUS	177	475	331
				LEBANON	92	553	388
				SYRIA	96	411	288
				ISRAEL	1 135	2 187	1 523
				JORDAN	18	85	56
				SAUDI ARABIA	161	590	402
				KUWAIT	51	145	96
				BAHRAIN	17	59	43
				QATAR	48	80	57
				ARAB EMIRAT	655	997	690
				PAKISTAN	13	59	43
				INDIA	1 549	2 032	1 431
				SRI LANKA	1 013	3 810	2 640
				THAILAND	419	1 637	1 148
				VIETNAM	587	1 720	1 196
				INDONESIA	770	2 035	1 413
				MALAYSIA	100	457	328
				SINGAPORE	299	872	602
				PHILIPPINES	226	1 152	813
				CHINA	1 588	6 946	4 841
				NORTH KOREA	185	439	314
				SOUTH KOREA	11 209	16 624	11 674
				JAPAN	1 708	15 622	10 966
				TAIWAN	522	3 168	2 222
				HONG KONG	3 792	16 863	11 791
				AUSTRALIA	788	5 100	3 568
				NEW ZEALAND	514	1 888	1 319
				UNID COUNTR	205	571	398
654 OTH. TEXTILE FABRIC, WOVEN				655 KNIT, CROCHET, FABRIC NES			
IMPORTS	701 559	1 743 778	1 220 612	IMPORTS	296 173	680 312	475 937
FRANCE	119 774	178 361	124 736	FRANCE	21 917	66 609	46 544
BELGIUM LUX	41 004	49 957	34 865	BELGIUM LUX	8 521	20 896	14 613
NETHERLANDS	57 652	103 247	72 256	NETHERLANDS	28 795	56 979	39 830
ITALY	198 198	990 734	693 818	ITALY	98 522	225 787	158 256
UNITED KINGDOM	28 110	62 404	43 748	UNITED KINGDOM	11 355	28 117	19 600
IRELAND	2 982	9 420	6 597	IRELAND	88	234	167
DENMARK	1 876	4 194	2 931	DENMARK	4 402	9 434	6 578
GREECE	2 361	1 671	1 175	GREECE	4 034	6 822	4 803
PORTUGAL	2 321	9 399	6 586	PORTUGAL	704	1 699	1 177
SPAIN	5 107	22 045	15 387	SPAIN	8 168	19 759	13 823
SWEDEN	21 693	24 802	17 344	SWEDEN	1 825	3 931	2 733
FINLAND	831	826	576	FINLAND	267	483	332
AUSTRIA	15 318	49 135	34 423	AUSTRIA	31 874	81 208	56 719
EU	495 227	1 506 195	1 054 442	EU	220 472	521 958	365 175
NORWAY	49	181	129	NORWAY	88	132	92
SWITZERLAND	15 676	43 231	30 314	LIECHTENST	12	88	61
TURKEY	1 939	6 747	4 736	SWITZERLAND	20 805	56 351	39 403
LATVIA	9 925	5 681	3 990	MALTA	642	954	656
LITHUANIA	2 479	3 444	2 417	TURKEY	6 273	12 683	8 845
POLAND	6 998	9 617	6 718	LATVIA	43	86	63
CZECH REPUB.	56 358	38 362	26 852	POLAND	2 514	5 605	3 898
SLOVAKIA	23 453	11 281	7 897	CZECH REPUB.	7 425	8 803	6 141
HUNGARY	6 889	4 816	3 389	SLOVAKIA	669	772	543
ROMANIA	552	794	553	HUNGARY	4 241	5 221	3 619
BULGARIA	407	402	276	ROMANIA	122	208	146
BELARUS	669	560	395	BULGARIA	28	88	62
RUSSIA	1 547	1 444	1 021	UKRAINE	39	75	52
TURKMENISTAN	16	39	69	RUSSIA	16	63	44
SLOVENIA	724	1 883	1 311	SLOVENIA	442	635	445
CROATIA	4 828	3 351	2 359	MACEDONIA	571	652	453
MACEDONIA	303	104	72	MOROCCO	31	57	40
S. TOME PRINC	12	774	553	TUNISIA	18	54	37
SOUTH AFRICA	50	47	33				
USA	6 439	9 114	6 349				
CANADA	10 581	8 287	5 796				
PERU	36	239	170				
URUGUAY	1 342	5 612	3 968				
ISRAEL	211	1 135	791				
INDIA	28 368	28 845	20 119				
BANGLADESH	5 812	746	521				
THAILAND	147	981	690				
CHINA	5 133	29 971	20 802				
SOUTH KOREA	496	4 206	2 931				
JAPAN	3 530	3 758	2 627				
TAIWAN	10 560	7 231	5 099				
HONG KONG	388	4 248	2 957				
AUSTRALIA	340	106	70				
UNID COUNTR	16	116	78				
EXPORTS	514 550	1 743 415	1 221 570				
FRANCE	22 785	57 255	39 934				
BELGIUM LUX	11 158	21 547	15 009				
NETHERLANDS	63 650	147 115	102 886				
ITALY	33 422	85 780	59 836				
UNITED KINGDOM	18 537	42 728	29 824				
IRELAND	2 127	3 552	2 484				
DENMARK	6 045	8 644	6 017				
GREECE	5 003	25 105	17 551				
PORTUGAL	8 869	50 972	35 746				
SPAIN	3 458	8 991	6 281				
SWEDEN	6 810	10 695	7 470				
FINLAND	1 149	3 932	2 753				
AUSTRIA	44 152	79 566	55 664				
EU	227 165	545 882	381 455				
ICELAND	70	109	74				
NORWAY	1 165	2 154	1 499				
LIECHTENST	38	206	146				
SWITZERLAND	24 168	48 165	33 762				

6 IMPORTS AND EXPORTS (SPECIAL TRADE) BY GROUPS OF THE SITC-REV. III AND BY COUNTRIES OF PRODUCTION AND CONSUMPTION 1995

GROUP COUNTRY	DT = 100 KG	1 000 DM	1 000 \$	GROUP COUNTRY	DT = 100 KG	1 000 DM	1 000 \$
EGYPT	29	75	52	HONG KONG	5 080	19 734	13 852
SOUTH AFRICA	986	977	677	MACAO	53	257	180
USA	10 743	34 629	24 371	AUSTRALIA	1 335	2 843	1 975
CANADA	456	662	462	NEW ZEALAND	1 112	2 609	1 817
MEXICO	1 564	2 757	1 927	UNID COUNTR	307	833	577
IRAN	630	740	520				
ISRAEL	211	220	154	656 TULLE, LACE, EMBROIDRY. ETC			
ARAB EMIRAT	31	47	33				
PAKISTAN	2 292	1 432	1 001	IMPORTS	116 298	376 867	263 661
INDIA	543	455	320				
THAILAND	80	199	139	FRANCE	13 337	56 765	39 697
INDONESIA	209	159	110	BELGIUM LUX	8 012	12 593	8 831
CHINA	295	546	378	NETHERLANDS	14 632	17 059	11 960
SOUTH KOREA	6 698	10 000	7 010	ITALY	9 410	30 740	21 502
JAPAN	1 262	5 878	4 113	UNTD KINGDOM	5 850	13 371	9 332
TAIWAN	5 469	6 669	4 634	IRELAND	207	1 430	993
HONG KONG	90	223	149	DENMARK	258	512	354
				GREECE	237	2 664	1 850
EXPORTS	547 668	1 380 067	965 272	PORTUGAL	7 728	5 718	4 015
FRANCE	65 439	151 475	105 729	SPAIN	2 544	7 555	5 265
BELGIUM LUX	28 886	49 586	34 651	SWEDE	393	1 385	964
NETHERLANDS	47 530	88 830	62 042	FINLAND	97	213	146
ITALY	26 341	70 134	49 040	AUSTRIA	10 482	78 607	54 993
UNTD KINGDOM	21 127	37 954	26 517	EU	73 247	228 612	159 902
IRELAND	5 099	16 147	11 260	NORWAY	42	180	128
DENMARK	12 019	19 001	13 303	LIECHTENST	13	322	225
GREECE	14 407	35 425	24 840	SWITZERLAND	10 818	76 553	53 617
PORTUGAL	15 827	64 158	44 791	TURKEY	2 137	5 419	3 785
SPAIN	9 699	29 274	20 423	ESTONIA	32	57	40
SWEDEN	4 273	7 902	5 537	LATVIA	92	161	113
FINLAND	2 493	4 591	3 190	POLAND	1 191	3 432	2 407
AUSTRIA	38 546	106 144	74 055	CZECH REPUBL	11 428	11 728	8 226
EU	291 686	680 621	475 378	HUNGARY	105	399	281
ICELAND	130	220	151	ROMANIA	305	368	258
NORWAY	1 679	3 067	2 137	BULGARIA	57	81	55
LIECHTENST	61	115	80	UKRAINE	4	59	41
SWITZERLAND	24 866	59 184	41 352	BELARUS	203	427	299
MALTA	244	668	464	SLOVENIA	427	1 359	953
TURKEY	11 939	30 225	21 225	CROATIA	9	123	82
ESTONIA	186	525	362	MOROCCO	435	393	274
LATVIA	797	2 330	1 633	TUNISIA	32	64	45
LITHUANIA	3 465	9 057	6 362	EGYPT	26	79	55
POLAND	48 567	127 048	88 951	MADAGASCAR	15	91	64
CZECH REPUBL	23 822	64 544	45 127	USA	2 151	10 180	7 120
SLOVAKIA	6 229	16 989	11 949	CANADA	201	468	322
HUNGARY	19 888	60 203	42 181	BRAZIL	129	573	397
ROMANIA	12 534	34 441	24 243	ISRAEL	9	45	31
BULGARIA	3 739	10 440	7 327	PAKISTAN	1 315	1 226	859
ALBANIA	89	325	228	INDIA	371	3 731	2 613
UKRAINE	2 948	6 699	4 716	THAILAND	794	1 261	882
BELARUS	1 029	2 860	2 004	INDONESIA	115	307	217
MOLDOVA	2 300	3 800	2 681	MALAYSIA	37	229	159
RUSSIA	3 658	9 515	6 647	PHILIPPINES	78	370	254
UZBEKISTAN	105	608	398	CHINA	3 457	8 792	6 146
SLOVENIA	11 481	48 913	34 257	SOUTH KOREA	2 260	3 606	2 530
CROATIA	7 785	22 199	15 585	JAPAN	2 462	6 166	4 294
BOS HERZEGOV	29	175	121	TAIWAN	2 105	8 997	6 281
SERB MONTNEG	65	102	70	HONG KONG	42	489	341
MACEDONIA	3 228	5 813	4 074	MACAO	78	218	155
MOROCCO	15 401	36 104	25 334	EXPORTS	143 893	542 253	378 642
ALGERIA	37	65	46				
TUNISIA	12 469	33 183	23 233	FRANCE	14 462	34 074	23 826
EGYPT	498	853	598	BELGIUM LUX	9 008	23 174	16 149
MALI	56	48	33	NETHERLANDS	8 897	31 781	22 184
BURKINA FASO	54	57	37	ITALY	16 281	47 937	33 481
NIGER	343	132	86	UNTD KINGDOM	4 337	20 133	14 082
IVORY COAST	147	79	54	IRELAND	557	2 500	1 755
NIGERIA	36	62	43	DENMARK	2 604	11 531	8 040
MAURITIUS	1 311	5 351	3 756	GREECE	1 997	9 070	6 311
ZIMBABWE	101	82	55	PORTUGAL	3 236	18 245	12 734
SOUTH AFRICA	969	3 047	2 119	SPAIN	2 113	8 239	5 730
USA	4 747	14 955	10 443	SWEDEN	2 776	7 635	5 313
CANADA	391	1 305	904	FINLAND	541	2 796	1 957
MEXICO	71	403	280	AUSTRIA	14 886	53 794	37 597
EL SALVADOR	41	112	77	EU	81 695	270 909	189 159
TRINIDAD TOB	114	56	39	ICELAND	80	349	246
COLOMBIA	152	694	484	NORWAY	842	3 495	2 440
VENEZUELA	60	206	144	LIECHTENST	63	359	255
BRAZIL	407	1 169	823	SWITZERLAND	7 735	23 337	16 307
CHILE	855	1 194	834	MALTA	446	1 355	952
URUGUAY	65	214	150	TURKEY	1 659	9 168	6 412
ARGENTINA	509	273	190	ESTONIA	150	530	361
CYPRUS	469	564	393	LATVIA	103	743	511
LEBANON	296	300	205	LITHUANIA	508	2 856	1 979
SYRIA	3 511	3 022	2 104	POLAND	13 620	44 372	30 981
IRAN	120	248	173	CZECH REPUBL	4 974	24 664	17 237
ISRAEL	1 956	3 453	2 411	SLOVAKIA	1 228	5 701	3 942
JORDAN	79	46	32	HUNGARY	5 852	27 540	19 246
SAUDI ARABIA	262	462	321	ROMANIA	2 260	11 869	8 296
KUWAIT	128	457	317	BULGARIA	523	3 093	2 158
ARAB EMIRAT	754	2 870	2 028	ALBANIA	31	120	85
PAKISTAN	75	130	92	UKRAINE	573	3 474	2 445
INDIA	535	1 636	1 149	BELARUS	89	487	344
BANGLADESH	32	112	79	MOLDOVA	45	508	362
SRI LANKA	867	2 297	1 603	RUSSIA	462	2 251	1 564
THAILAND	1 092	4 280	2 997	SLOVENIA	2 304	13 370	9 333
VIETNAM	39	143	102	CROATIA	855	7 458	5 203
INDONESIA	467	1 955	1 368	BOS HERZEGOV	3	76	52
MALAYSIA	302	1 198	840	MACEDONIA	767	4 427	3 083
SINGAPORE	771	1 965	1 375	MOROCCO	1 674	8 352	5 816
PHILIPPINES	708	4 206	2 940	ALGERIA	36	118	83
CHINA	2 313	9 828	6 879	TUNISIA	2 487	13 013	9 070
SOUTH KOREA	1 020	3 560	2 485	EGYPT	26	165	111
JAPAN	1 143	5 218	3 646	IVORY COAST	12	93	66
TAIWAN	1 127	4 988	3 498	KENYA	24	43	30

6 IMPORTS AND EXPORTS (SPECIAL TRADE) BY GROUPS OF THE SITC-REV. III AND BY COUNTRIES OF PRODUCTION AND CONSUMPTION 1995

GROUP COUNTRY	DT = 100 KG	1 000 DM	1 000 \$	GROUP COUNTRY	DT = 100 KG	1 000 DM	1 000 \$
UGANDA	11	82	58	SOUTH KOREA	5 992	5 460	3 818
MAURITIUS	536	2 148	1 502	JAPAN	34 855	111 335	77 849
SOUTH AFRICA	604	2 156	1 507	TAIWAN	10 231	9 706	6 827
USA	4 729	16 722	11 720	HONG KONG	85	208	142
CANADA	830	2 071	1 456	NEW ZEALAND	261	119	83
MEXICO	53	148	103	EXPORTS	2 751 995	3 582 239	2 501 205
COLOMBIA	30	338	234	FRANCE	441 158	395 623	275 527
VENEZUELA	6	75	52	BELGIUM LUX	201 321	186 376	129 918
PERU	13	112	78	NETHERLANDS	249 567	236 458	164 978
BRAZIL	114	1 301	916	ITALY	149 891	199 876	139 238
CHILE	34	239	165	UNITD KINGDOM	320 645	284 689	198 359
ARGENTINA	85	322	224	IRELAND	3 460	6 358	4 446
CYPRUS	14	113	77	DENMARK	83 252	87 712	61 085
LEBANON	17	139	98	GREECE	28 326	32 139	22 456
SYRIA	254	375	265	PORTUGAL	34 360	69 805	48 945
IRAN	48	175	122	SPAIN	129 131	130 605	91 041
ISRAEL	808	3 055	2 136	SWEDEN	61 939	95 061	66 363
SAUDI ARABIA	74	386	271	FINLAND	35 313	62 750	43 838
ARAB EMIRAT	16	225	153	AUSTRIA	115 006	168 627	117 580
OMAN	8	50	36	EU	1 853 369	1 956 079	1 363 774
PAKISTAN	37	146	98	CANARY IS	354	586	408
INDIA	256	2 320	1 621	ICELAND	954	984	689
BANGLADESH	5	49	32	NORWAY	26 847	38 646	26 966
SRI LANKA	298	1 422	988	LIECHTENST	37	93	67
THAILAND	135	644	446	SWITZERLAND	81 975	142 249	99 442
VIETNAM	136	947	657	ANDORRA	26	66	46
INDONESIA	92	601	418	MALTA	2 991	6 270	4 381
MALAYSIA	244	965	672	SAN MARINO	45	81	56
SINGAPORE	172	1 122	790	TURKEY	30 555	69 425	48 617
PHILIPPINES	89	521	363	ESTONIA	1 910	2 106	1 476
CHINA	209	937	646	LATVIA	2 942	4 800	3 353
NORTH KOREA	13	76	53	LITHUANIA	2 549	5 136	3 593
SOUTH KOREA	110	659	460	POLAND	153 457	218 624	152 804
JAPAN	790	7 081	4 933	CZECH REPUB	60 673	108 222	75 731
TAIWAN	215	807	567	SLOVAKIA	16 056	32 135	22 426
HONG KONG	983	6 251	4 387	HUNGARY	46 997	73 779	51 526
AUSTRALIA	353	1 442	1 012	ROMANIA	21 254	62 453	43 847
NEW ZEALAND	33	153	106	BULGARIA	14 295	20 725	14 483
UNITD COUNTR	184	968	665	ALBANIA	359	733	512
657 SPECIAL YARN,TXTL.FABRIC				UKRAINE	6 756	11 874	8 321
IMPORTS	1 867 053	2 033 325	1 421 755	BELARUS	3 455	5 176	3 619
FRANCE	222 811	220 746	154 058	MOLDOVA	1 766	5 652	3 968
BELGIUM LUX	256 567	290 028	203 108	RUSSIA	13 756	28 384	19 900
NETHERLANDS	212 784	234 844	163 653	GEORGIA	53	82	43
ITALY	253 379	249 365	174 746	KAZAKHSTAN	1 541	1 423	978
UNITD KINGDOM	94 501	132 919	92 789	UZBEKISTAN	115	154	106
IRELAND	2 055	7 193	5 046	SLOVENIA	31 090	74 840	52 390
DENMARK	26 704	18 620	13 028	CROATIA	8 424	33 120	23 149
GREECE	1 788	847	595	BOS HERZEGOV	97	579	405
PORTUGAL	80 791	42 123	29 416	SERB MONTNEG	33	151	105
SPAIN	32 356	44 585	31 177	MACEDONIA	4 335	8 378	5 832
SWEDEN	50 573	44 585	31 224	MOROCCO	7 335	12 857	8 977
FINLAND	48 428	36 850	25 902	ALGERIA	522	3 161	2 200
AUSTRIA	44 402	59 822	41 797	TUNISIA	7 615	25 943	18 107
EU	1 327 139	1 382 513	966 539	LIBYA	184	450	314
ICELAND	103	69	48	EGYPT	4 627	6 715	4 687
NORWAY	1 318	2 032	1 423	SUDAN	226	213	150
SWITZERLAND	40 025	143 017	99 991	MAURITANIA	121	50	34
MALTA	97	679	478	BURKINA FASO	263	178	124
TURKEY	33 644	26 054	18 305	SENEGAL	661	297	208
ESTONIA	197	98	68	IVORY COAST	1 001	409	292
LITHUANIA	17	51	37	GHANA	714	451	312
POLAND	28 917	11 984	8 361	TOGO	118	57	40
CZECH REPUB	59 238	23 969	16 776	NIGERIA	307	481	337
SLOVAKIA	786	609	417	CAMEROON	305	228	159
HUNGARY	23 425	10 702	7 498	ZAIRE	15	156	111
ROMANIA	2 421	821	577	BURUNDI	103	75	53
BULGARIA	974	449	314	ETHIOPIA	107	141	99
UKRAINE	8 559	2 050	1 443	KENYA	168	690	475
MOLDOVA	206	96	68	TANZANIA	15	108	76
RUSSIA	1 399	560	393	MADAGASCAR	250	74	52
SLOVENIA	40 586	19 400	13 608	REUNION	46	54	38
CROATIA	6 406	3 904	2 731	MAURITIUS	182	643	447
MACEDONIA	182	251	176	ZAMBIA	19	53	39
MOROCCO	3 268	397	275	ZIMBABWE	191	1 007	712
TUNISIA	666	1 220	850	MALAWI	12	43	31
EGYPT	1 399	456	316	SOUTH AFRICA	15 147	30 575	21 432
NIGER	1 682	250	163	SWAZILAND	38	440	305
KENYA	367	135	98	USA	69 232	149 150	104 566
TANZANIA	33 041	4 851	3 432	CANADA	5 346	8 447	5 935
MADAGASCAR	5 652	1 037	737	MEXICO	5 731	15 299	10 663
SOUTH AFRICA	88	134	94	GUATEMALA	272	224	156
USA	109 515	197 921	138 374	EL SALVADOR	65	100	73
CANADA	19 914	34 178	23 861	COSTA RICA	314	384	268
MEXICO	11 854	8 003	5 595	PANAMA	50	119	83
EL SALVADOR	187	266	185	DOMINIC REP	53	302	213
NICARAGUA	46	58	40	GUADELOUPE	29	95	66
HAITI	9 784	1 235	882	DOMINICA	97	52	37
COLOMBIA	348	250	176	MARTINIQUE	19	83	58
ECUADOR	15	104	72	BARBADOS	44	61	42
BRAZIL	5 072	1 208	851	TRINIDAD TOB	56	137	93
ARGENTINA	59	264	185	NETH ANTILL	61	70	44
ISRAEL	12 120	10 086	7 051	COLOMBIA	2 201	3 679	2 556
QATAR	180	43	31	VENEZUELA	916	2 903	2 038
PAKISTAN	205	87	61	SURINAME	46	53	37
INDIA	6 295	3 093	2 151	ECUADOR	134	990	684
SRI LANKA	56	45	31	PERU	3 910	3 792	2 648
THAILAND	1 511	1 402	978	BRAZIL	3 661	13 512	9 465
INDONESIA	310	290	201	CHILE	7 976	7 259	5 079
MALAYSIA	124	79	55	BOLIVIA	332	230	158
SINGAPORE	28	1 161	807	PARAGUAY	111	192	130
PHILIPPINES	2 565	950	663	URUGUAY	174	749	511
CHINA	12 790	7 788	5 433	ARGENTINA	2 642	5 366	3 727
				CYPRUS	2 502	1 992	1 397

6 IMPORTS AND EXPORTS (SPECIAL TRADE) BY GROUPS OF THE SITC-REV. III AND BY COUNTRIES OF PRODUCTION AND CONSUMPTION 1995

GROUP COUNTRY	DT = 100 KG	1 000 DM	1 000 \$	GROUP COUNTRY	DT = 100 KG	1 000 DM	1 000 \$
LEBANON	1 300	1 244	864	THAILAND	19 007	18 752	13 135
SYRIA	1 913	957	660	VIETNAM	1 763	6 532	4 542
IRAQ	96	45	32	INDONESIA	19 112	23 271	16 138
IRAN	1 193	4 284	3 005	MALAYSIA	2 578	4 199	2 896
ISRAEL	13 028	16 755	11 719	SINGAPORE	79	439	306
JORDAN	3 536	2 887	2 004	PHILIPPINES	4 747	21 612	15 049
SAUDI ARABIA	25 507	13 594	9 501	MONGOLIA	33	44	31
KUWAIT	654	863	608	CHINA	255 084	258 534	180 359
BAHRAIN	225	336	237	SOUTH KOREA	2 087	4 815	3 373
QATAR	61	83	59	JAPAN	1 648	4 390	3 070
ARAB EMIRAT	8 681	7 134	4 995	TAIWAN	13 145	20 076	14 043
OMAN	543	450	306	HONG KONG	1 718	3 193	2 211
YEMEN	94	115	81	MACAO	159	555	394
PAKISTAN	548	2 321	1 630	AUSTRALIA	244	520	365
INDIA	4 969	15 434	10 782	NEW ZEALAND	41	286	204
BANGLADESH	462	697	486	EXPORTS	465 776	908 214	635 259
SRI LANKA	1 938	9 127	6 358	FRANCE	49 989	83 600	58 557
BHUTAN	53	50	35	BELGIUM LUX	36 447	45 719	31 924
MYANMAR	94	343	240	NETHERLANDS	68 597	130 194	90 970
THAILAND	15 732	24 220	16 944	ITALY	38 393	54 391	38 071
VIETNAM	1 711	19 976	13 953	UNITD KINGDOM	13 892	29 394	20 604
CAMBODIA	5	90	64	IRELAND	1 509	1 546	1 076
INDONESIA	15 213	35 797	25 043	DENMARK	14 113	20 462	14 246
MALAYSIA	2 514	6 479	4 517	GREECE	3 945	7 122	4 987
SINGAPORE	8 675	13 604	9 491	PORTUGAL	1 994	6 010	4 206
PHILIPPINES	1 778	3 638	2 547	SPAIN	10 389	15 196	10 652
MONGOLIA	48	63	44	SWEDEN	7 728	12 430	8 707
CHINA	3 591	11 869	8 290	FINLAND	1 730	3 593	2 504
NORTH KOREA	187	1 311	912	AUSTRIA	57 032	144 597	101 227
SOUTH KOREA	13 845	26 066	18 307	EU	305 758	554 254	387 731
JAPAN	37 792	45 200	31 562	CANARY IS	188	697	490
TAIWAN	9 844	16 076	11 265	ICELAND	194	405	282
HONG KONG	24 718	56 246	39 371	NORWAY	3 783	6 731	4 705
AUSTRALIA	10 499	23 827	16 669	LIECHTENST	499	3 074	2 184
NEW ZEALAND	4 027	4 730	3 304	SWITZERLAND	48 063	123 208	86 266
FIJI	75	53	38	ANDORRA	41	102	70
FR POLYNESIA	11	60	42	MALTA	131	327	229
SHIPS SUPPL	123	95	65	TURKEY	2 230	4 062	2 859
UNID COUNTR	1 144	1 700	1 187	ESTONIA	274	350	243
658 TEXTILE ARTICLES NES				LATVIA	453	985	685
IMPORTS	1 806 186	2 421 338	1 690 863	LITHUANIA	839	1 523	1 068
FRANCE	36 283	73 949	51 643	POLAND	17 562	27 065	18 885
BELGIUM LUX	45 820	75 606	52 612	CZECH REPUB	23 364	44 189	30 925
NETHERLANDS	95 556	92 906	64 879	SLOVAKIA	557	1 378	972
ITALY	37 795	72 502	50 653	HUNGARY	6 524	15 118	10 564
UNITD KINGDOM	31 888	53 948	37 788	ROMANIA	1 438	5 053	3 543
IRELAND	3 861	8 255	5 759	BULGARIA	432	1 074	748
DENMARK	12 590	39 930	28 032	ALBANIA	25	45	30
GREECE	41 784	56 356	39 326	UKRAINE	692	1 095	772
PORTUGAL	69 463	113 045	78 771	BELARUS	80	435	299
SPAIN	23 646	20 956	14 573	RUSSIA	5 344	8 521	5 950
SWEDEN	7 548	14 229	9 908	KAZAKHSTAN	594	808	565
FINLAND	2 458	3 591	2 493	UZBEKISTAN	87	79	57
AUSTRIA	25 293	38 147	26 684	SLOVENIA	1 593	4 673	3 263
EU	493 785	663 420	463 121	CROATIA	1 001	3 153	2 192
ICELAND	51	268	189	SERB MONTNEG	722	625	438
NORWAY	1 419	1 826	1 271	MACEDONIA	105	378	266
LIECHTENST	336	1 659	1 155	MOROCCO	203	998	692
SWITZERLAND	19 932	72 144	50 581	ALGERIA	9	50	35
TURKEY	218 535	288 049	201 478	TUNISIA	680	2 446	1 713
ESTONIA	6 502	7 323	5 126	LIBYA	36	83	60
LATVIA	13 210	12 926	9 041	EGYPT	120	501	355
LITHUANIA	6 331	7 950	5 570	BENIN	724	47	32
POLAND	140 771	181 869	127 184	NIGERIA	46	48	34
CZECH REPUB	99 247	139 937	97 385	RWANDA	91	166	115
SLOVAKIA	7 348	9 893	6 935	BRIT IND OC	4	105	75
HUNGARY	28 675	57 023	39 807	MADAGASCAR	20	91	64
ROMANIA	9 218	10 652	7 445	SOUTH AFRICA	887	2 157	1 503
BULGARIA	12 892	6 480	4 520	NAMIBIA	25	57	38
UKRAINE	1 766	1 493	1 052	USA	13 797	27 020	18 898
BELARUS	1 044	731	514	CANADA	655	1 586	1 106
RUSSIA	5 705	5 311	3 719	MEXICO	36	110	76
SLOVENIA	30 609	47 926	33 438	GUATEMALA	16	49	36
CROATIA	11 754	11 807	8 262	JAMAICA	1	45	30
BOS HERZEGOV	27	47	33	COLOMBIA	410	514	354
MACEDONIA	8 769	10 100	7 039	VENEZUELA	526	610	427
MOROCCO	3 368	6 622	4 659	ECUADOR	111	155	110
TUNISIA	3 089	5 762	4 064	BRAZIL	2 036	2 914	2 048
EGYPT	15 514	13 527	9 425	CHILE	1 252	1 475	1 020
MADAGASCAR	35	411	289	URUGUAY	83	111	75
MAURITIUS	7 837	11 489	8 080	ARGENTINA	3 123	3 463	2 407
ZIMBABWE	42	49	34	CYPRUS	242	751	531
SOUTH AFRICA	445	920	643	LEBANON	619	787	552
USA	8 302	23 028	16 117	SYRIA	179	672	446
CANADA	721	1 500	1 052	ISRAEL	1 903	2 732	1 912
MEXICO	101	252	178	JORDAN	267	693	488
GUATEMALA	100	287	197	SAUDI ARABIA	691	3 100	2 101
EL SALVADOR	371	669	463	KUWAIT	88	406	286
COLOMBIA	12 229	16 101	11 212	BAHRAIN	355	472	331
VENEZUELA	168	234	166	QATAR	26	72	51
PERU	66	249	174	ARAB EMIRAT	794	2 484	1 742
BRAZIL	48 149	79 719	55 663	OMAN	52	123	90
CHILE	2	45	31	YEMEN	158	143	102
CYPRUS	4 505	7 236	5 077	PAKISTAN	111	161	112
SYRIA	4 314	5 179	3 629	INDIA	182	177	123
IRAN	8 364	8 251	5 827	MALDIVES	6	53	37
ISRAEL	6 593	22 196	15 633	SRI LANKA	12	57	37
ARAB EMIRAT	167	134	95	THAILAND	210	921	637
PAKISTAN	139 467	140 725	98 011	VIETNAM	163	423	298
INDIA	132 716	160 097	111 760	INDONESIA	176	354	250
BANGLADESH	28 681	8 579	5 980	MALAYSIA	105	317	226
SRI LANKA	1 119	1 496	1 057	SINGAPORE	1 215	3 489	2 450
NEPAL	266	256	176	PHILIPPINES	97	687	477
				MONGOLIA	41	244	174

6 IMPORTS AND EXPORTS (SPECIAL TRADE) BY GROUPS OF THE SITC-REV. III AND BY COUNTRIES OF PRODUCTION AND CONSUMPTION 1995

GROUP COUNTRY	DT = 100 KG	1 000 DM	1 000 \$	GROUP COUNTRY	DT = 100 KG	1 000 DM	1 000 \$
CHINA	604	1 363	934	MALTA	170	125	88
SOUTH KOREA	3 436	3 588	2 514	SAN MARINO	977	704	495
JAPAN	3 407	19 956	14 011	TURKEY	1 816	6 356	4 493
TAIWAN	372	2 221	1 541	ESTONIA	1 262	901	629
HONG KONG	608	2 472	1 715	LATVIA	588	468	328
AUSTRALIA	753	2 314	1 613	LITHUANIA	2 530	1 447	1 012
NEW ZEALAND	111	271	188	POLAND	21 308	11 047	7 750
SHIPS SUPPL	11	48	31	CZECH REPUBL	25 540	14 690	10 270
UNID COUNTR	636	1 409	969	SLOVAKIA	1 868	1 214	854
659 FLOOR COVERINGS, ETC.				HUNGARY	9 326	5 820	4 065
IMPORTS	3 386 718	2 885 450	2 013 409	ROMANIA	2 208	1 119	781
FRANCE	129 906	62 059	43 135	BULGARIA	1 058	330	231
BELGIUM LUX	1 635 011	824 052	575 523	ALBANIA	185	99	68
NETHERLANDS	584 659	300 854	210 530	UKRAINE	3 204	2 027	1 420
ITALY	48 180	31 745	22 179	BELARUS	1 734	962	672
UNTD KINGDOM	33 709	33 321	23 220	RUSSIA	19 452	12 916	8 995
IRELAND	17 155	12 207	8 611	KAZAKHSTAN	981	534	372
DENMARK	55 998	41 096	28 800	UZBEKISTAN	173	91	60
GREECE	3 932	3 693	2 572	KYRGHYZSTAN	144	95	68
PORTUGAL	10 798	11 464	7 986	SLOVENIA	3 821	3 354	2 364
SPAIN	2 204	2 676	1 860	CROATIA	5 545	5 675	3 972
SWEDEN	3 346	2 656	1 837	BOS HERZEGOV	232	175	121
FINLAND	806	2 291	1 618	MACEDONIA	231	64	46
AUSTRIA	52 334	60 410	42 189	TUNISIA	102	308	214
EU	2 588 038	1 388 524	970 060	EGYPT	422	1 110	779
CANARY IS	122	120	85	SENEGAL	131	249	175
CEUTA MEL	218	86	59	NIGERIA	45	90	64
NORWAY	140	157	108	TANZANIA	278	220	159
SWITZERLAND	58 498	74 432	51 929	ZIMBABWE	6	79	56
TURKEY	12 141	77 037	54 205	SOUTH AFRICA	728	775	540
ESTONIA	133	179	126	USA	13 287	14 723	10 281
LATVIA	65	94	65	CANADA	4 234	3 007	2 099
POLAND	1 728	1 677	1 168	MEXICO	614	854	532
CZECH REPUBL	4 452	4 800	3 376	COLOMBIA	29	85	58
SLOVAKIA	375	307	215	ECUADOR	55	50	36
HUNGARY	10 715	10 543	7 360	PERU	21	50	42
ROMANIA	201	428	296	BRAZIL	1 284	3 050	2 140
UKRAINE	7	82	56	CHILE	786	686	483
BELARUS	7	110	80	PARAGUAY	148	286	193
MOLDOVA	228	235	163	ARGENTINA	369	368	259
RUSSIA	216	1 955	1 346	CYPRUS	537	605	423
ARMENIA	72	403	274	LEBANON	1 002	797	554
AZERBAIJAN	405	4 427	3 058	IRAN	691	5 642	3 859
KAZAKHSTAN	25	453	296	ISRAEL	908	959	669
TURKMENISTAN	405	2 697	1 872	JORDAN	54	172	121
SLOVENIA	43	44	31	SAUDI ARABIA	1 338	1 491	1 040
CROATIA	198	444	311	KUWAIT	749	755	528
MOROCCO	36 612	43 037	30 018	BAHRAIN	47	83	55
TUNISIA	1 075	12 129	8 494	ARAB EMIRAT	760	1 288	900
LIBYA	59	97	69	PAKISTAN	127	59	38
EGYPT	16 387	10 286	7 138	THAILAND	663	413	291
ZIMBABWE	37	90	62	INDONESIA	45	57	39
SOUTH AFRICA	390	503	360	MALAYSIA	550	373	261
NAMIBIA	21	82	57	SINGAPORE	2 655	2 046	1 423
USA	10 836	9 545	6 654	PHILIPPINES	191	234	166
CANADA	350	264	186	MONGOLIA	251	178	123
MEXICO	2 374	1 236	859	CHINA	962	882	617
ECUADOR	5	65	44	NORTH KOREA	252	378	266
BRAZIL	4 800	2 569	1 790	SOUTH KOREA	1 244	978	684
SYRIA	45	78	55	JAPAN	5 669	6 204	4 357
IRAN	116 232	515 456	358 416	TAIWAN	1 514	1 792	1 249
ISRAEL	11 381	28 170	19 756	HONG KONG	4 357	2 069	1 448
QATAR	778	538	381	AUSTRALIA	890	1 677	1 172
AFGHANISTAN	4 188	8 026	5 584	AUST OCEANIA	543	422	300
PAKISTAN	10 650	36 819	25 630	NEW ZEALAND	182	162	116
INDIA	297 316	327 015	228 253	UNID COUNTR	383	413	292
BANGLADESH	31	90	63	660 CPL IND PLANT CHAPTER 68			
SRI LANKA	4 211	1 384	962	EXPORTS	456	121	84
NEPAL	126 640	199 167	138 777	RUSSIA	456	121	84
THAILAND	307	699	488	661 LIME,CEMENT,CONSTR.MATRL			
VIETNAM	385	583	404	IMPORTS	114 467 374	1 999 202	1 400 216
INDONESIA	860	713	493	FRANCE	6 870 190	164 852	115 469
PHILIPPINES	136	160	111	BELGIUM LUX	12 301 899	149 926	104 579
CHINA	60 779	115 927	80 739	NETHERLANDS	1 786 261	48 351	33 909
SOUTH KOREA	258	379	264	ITALY	4 900 090	527 003	368 570
JAPAN	69	384	268	UNTD KINGDOM	123 589	15 780	11 088
TAIWAN	75	106	69	IRELAND	48 955	1 631	1 145
HONG KONG	744	196	138	DENMARK	4 824 180	60 006	41 964
AUSTRALIA	29	45	32	GREECE	130 713	15 715	10 991
EXPORTS	800 746	744 857	520 549	PORTUGAL	2 367 577	49 054	34 021
FRANCE	77 660	78 108	54 486	SPAIN	2 623 867	170 032	119 291
BELGIUM LUX	163 221	85 291	59 548	SWEDEN	26 719	1 901	1 333
NETHERLANDS	133 008	140 339	98 280	FINLAND	50 419	8 161	5 726
ITALY	21 570	20 852	14 556	AUSTRIA	403 803	26 689	18 698
UNTD KINGDOM	28 418	28 063	19 563	EU	36 458 262	1 239 101	866 784
IRELAND	623	364	249	NORWAY	1 068 394	16 814	11 762
DENMARK	35 474	28 406	19 838	SWITZERLAND	473 371	25 201	17 688
GREECE	7 172	12 554	8 658	TURKEY	1 075 660	20 857	14 566
PORTUGAL	5 212	5 803	4 061	ESTONIA	1 964 298	9 794	6 864
SPAIN	16 679	18 193	12 645	LATVIA	313 435	1 889	1 333
SWEDEN	12 117	10 469	7 318	LITHUANIA	31 398	177	116
FINLAND	5 231	8 972	2 780	POLAND	42 584 111	325 564	228 650
AUSTRIA	60 307	76 792	53 749	CZECH REPUBL	15 461 357	143 767	100 977
EU	566 692	509 206	355 731	SLOVAKIA	11 153 084	116 843	81 962
CANARY IS	400	661	465	HUNGARY	48 538	2 869	2 006
ICELAND	1 232	764	533	ROMANIA	1 567 896	9 768	6 870
NORWAY	8 109	8 078	5 631	BULGARIA	133 234	1 370	949
LIECHTENST	342	674	477	UKRAINE	128 827	862	613
SWITZERLAND	89 454	97 657	68 366	RUSSIA	25 201	318	224
FAEROE IS	276	177	125	KAZAKHSTAN	428	63	42
ANDORRA	128	631	445				

6 IMPORTS AND EXPORTS (SPECIAL TRADE) BY GROUPS OF THE SITC-REV. III AND BY COUNTRIES OF PRODUCTION AND CONSUMPTION 1995

GROUP COUNTRY	DT = 100 KG	1 000 DM	1 000 \$	GROUP COUNTRY	DT = 100 KG	1 000 DM	1 000 \$
SLOVENIA	35 436	3 181	2 228	MALAYSIA	233	63	43
CROATIA	64 633	2 639	1 849	SINGAPORE	3 755	913	633
MACEDONIA	3 258	354	249	MONGOLIA	1 127	153	105
MOROCCO	294	64	47	SOUTH KOREA	4 535	1 025	719
EGYPT	432	135	97	JAPAN	13 856	2 941	2 060
KENYA	327	136	96	TAIWAN	980	276	189
ZIMBABWE	1 027	186	129	HONG KONG	1 107	629	433
SOUTH AFRICA	14 985	1 103	773	AUSTRALIA	3 031	239	169
USA	19 157	1 162	815	UNID COUNTR	13 846	279	195
CANADA	17 890	1 545	1 091				
MEXICO	262	73	49	662 CLAY, REFRACT.CONSTR.MATRL			
PERU	163	71	49	IMPORTS	37 551 853	2 451 288	1 712 732
BRAZIL	31 889	4 681	3 247	FRANCE	4 776 825	295 942	206 825
CHILE	267	58	40	BELGIUM LUX	2 442 569	99 139	69 707
ARGENTINA	6 936	263	189	NETHERLANDS	6 543 049	246 594	173 007
IRAN	3 179	357	251	ITALY	12 439 397	1 187 318	827 613
ISRAEL	684	103	73	UNTD KINGDOM	243 002	21 081	14 747
PAKISTAN	417	230	161	IRELAND	7 046	692	478
INDIA	535 346	41 512	29 094	DENMARK	2 205 919	51 934	36 142
SRI LANKA	436	58	38	GREECE	12 504	1 143	791
THAILAND	1 291	341	242	PORTUGAL	291 206	27 669	19 379
VIETNAM	22 657	746	529	SPAIN	1 346 723	133 534	93 374
INDONESIA	1 053	190	131	SWEDEN	97 185	5 609	3 915
SINGAPORE	141	51	36	FINLAND	3 500	708	494
PHILIPPINES	3 694	687	477	AUSTRIA	522 832	69 073	48 671
CHINA	1 199 394	20 817	14 595	EU	30 931 757	2 140 436	1 495 143
JAPAN	2 255	335	232	NORWAY	159 118	8 010	5 600
TAIWAN	6 682	2 193	1 533	SWITZERLAND	417 185	28 490	19 944
HONG KONG	2 338	375	260	SAN MARINO	2 136	288	190
AUSTRALIA	79	52	34	TURKEY	1 037 811	69 261	48 637
EXPORTS	34 157 853	654 278	457 484	LITHUANIA	1 192	61	44
FRANCE	2 574 016	43 289	30 301	POLAND	824 886	21 682	15 106
BELGIUM LUX	2 806 578	59 496	41 567	CZECH REPUB	3 051 571	64 453	45 189
NETHERLANDS	22 930 953	318 197	222 422	SLOVAKIA	353 465	21 634	15 059
ITALY	115 225	8 322	5 803	HUNGARY	202 315	30 874	21 612
UNTD KINGDOM	1 164 018	20 751	14 434	BULGARIA	86 038	5 559	3 894
IRELAND	4 262	188	128	SLOVENIA	94 847	6 427	4 515
DENMARK	788 130	19 420	13 645	CROATIA	46 639	6 207	4 341
GREECE	1 700	341	240	MACEDONIA	1 739	124	82
PORTUGAL	1 163	354	250	MOROCCO	458	78	55
SPAIN	30 607	3 808	2 654	EGYPT	1 219	83	58
SWEDEN	111 135	3 911	2 725	USA	31 753	17 832	12 480
FINLAND	8 539	466	328	CANADA	9 936	542	378
AUSTRIA	299 689	27 798	19 465	BRAZIL	129 565	8 867	6 181
EU	30 836 015	506 341	353 962	URUGUAY	3 253	234	165
CANARY IS	1 297	122	84	ARGENTINA	20 128	1 494	1 046
ICELAND	1 450	106	72	IRAN	9 317	548	381
NORWAY	54 182	1 096	758	ISRAEL	980	720	503
LIECHTENST	2 951	403	283	INDIA	863	301	211
SWITZERLAND	1 135 534	58 235	40 808	SRI LANKA	1 182	82	58
MALTA	81	78	55	THAILAND	23 001	2 996	2 098
TURKEY	6 784	769	529	VIETNAM	1 076	54	40
ESTONIA	2 635	330	235	INDONESIA	1 477	173	123
LATVIA	2 220	251	175	MALAYSIA	951	110	79
LITHUANIA	734	178	123	CHINA	77 365	2 955	2 070
POLAND	228 683	19 093	13 412	SOUTH KOREA	8 197	1 624	1 115
CZECH REPUB	83 782	9 425	6 625	JAPAN	18 230	8 796	6 149
SLOVAKIA	4 736	522	356	TAIWAN	72	103	72
HUNGARY	70 382	3 249	2 252	EXPORTS	14 488 324	1 710 299	1 195 923
ROMANIA	15 913	894	625	FRANCE	1 817 765	199 629	139 444
BULGARIA	2 116	152	105	BELGIUM LUX	1 607 978	142 473	99 562
UKRAINE	2 475	196	137	NETHERLANDS	1 264 899	130 080	91 114
BELARUS	1 454	200	137	ITALY	1 101 215	101 383	70 870
RUSSIA	63 464	7 646	5 332	UNTD KINGDOM	389 758	55 966	39 026
GEORGIA	3 438	59	41	IRELAND	19 635	3 220	2 235
KAZAKHSTAN	3 588	380	271	DENMARK	162 631	20 098	14 049
SLOVENIA	1 920	344	242	GREECE	65 620	12 009	8 401
CROATIA	3 684	122	82	PORTUGAL	35 796	6 863	4 771
ALGERIA	101 821	1 762	1 223	SPAIN	346 294	41 202	28 778
TUNISIA	5 027	90	64	SWEDEN	181 842	23 891	16 681
LIBYA	62 259	852	602	FINLAND	150 152	20 591	14 369
EGYPT	321 721	6 228	4 324	AUSTRIA	1 236 548	94 714	66 358
LIBERIA	5 054	45	32	EU	8 390 133	852 119	595 658
GHANA	2 248	51	33	CANARY IS	2 010	176	120
NIGERIA	721 337	9 663	6 772	ICELAND	2 894	699	495
CAMEROON	737	70	48	NORWAY	116 120	13 928	9 728
GABON	60 015	1 037	728	SWITZERLAND	880 199	68 460	47 941
CONGO	10 005	135	96	MALTA	732	140	100
REUNION	1 251	55	39	TURKEY	196 070	29 298	20 454
SOUTH AFRICA	2 534	739	520	ESTONIA	2 181	178	127
NAMIBIA	3 903	73	49	LATVIA	8 160	744	522
USA	28 535	8 021	5 610	LITHUANIA	16 991	1 940	1 357
CANADA	1 973	323	221	POLAND	359 224	36 383	25 504
MEXICO	849	476	333	CZECH REPUB	342 426	49 747	34 950
DOMINIC REP	1 233	338	240	SLOVAKIA	43 783	14 120	9 871
GUADELOUPE	1 551	71	50	HUNGARY	87 946	16 207	11 375
MARTINIQUE	1 000	48	34	ROMANIA	53 123	9 128	6 395
TRINIDAD TOB	44 320	877	615	BULGARIA	26 859	5 297	3 719
COLOMBIA	2 840	60	40	ALBANIA	1 576	162	116
VENEZUELA	12 024	204	145	UKRAINE	38 581	4 864	3 398
ECUADOR	7 140	147	99	BELARUS	6 522	955	662
BRAZIL	358	324	224	MOLDOVA	17 352	4 438	3 067
CHILE	1 378	83	57	RUSSIA	168 290	29 041	20 271
ARGENTINA	70 929	1 284	877	AZERBAIJAN	258	56	40
CYPRUS	270	64	44	KAZAKHSTAN	3 085	387	271
SYRIA	6 017	106	73	UZBEKISTAN	385	71	51
ISRAEL	39 898	1 761	1 238	SLOVENIA	86 043	14 000	9 807
SAUDI ARABIA	1 152	182	127	CROATIA	16 692	3 095	2 169
KUWAIT	601	113	80	BOS HERZEGOV	3 411	525	374
ARAB EMIRAT	23 983	506	355	SERB MONTNEG	334	208	143
PAKISTAN	35 100	589	416	MACEDONIA	12 348	2 991	2 038
INDIA	149	52	35	MOROCCO	30 584	3 471	2 388
THAILAND	334	55	35				
INDONESIA	4 060	668	471				

6 IMPORTS AND EXPORTS (SPECIAL TRADE) BY GROUPS OF THE SITC-REV. III AND BY COUNTRIES OF PRODUCTION AND CONSUMPTION 1995

GROUP COUNTRY	DT = 100 KG	1 000 DM	1 000 \$	GROUP COUNTRY	DT = 100 KG	1 000 DM	1 000 \$
ALGERIA	35 879	4 986	3 493	PORTUGAL	94 767	10 702	7 493
TUNISIA	34 275	4 814	3 393	SPAIN	182 041	50 219	35 112
LIBYA	63 157	8 436	5 856	SWEDEN	247 817	27 084	18 900
EGYPT	143 385	15 796	11 111	FINLAND	47 873	23 745	16 639
SUDAN	3 046	488	341	AUSTRIA	1 784 380	202 185	141 654
MAURITANIA	977	129	90	EU	21 333 930	1 615 994	1 129 679
CHAD	139	54	39	ICELAND	13 134	914	643
SENEGAL	3 638	513	348	NORWAY	313 927	16 003	11 158
LIBERIA	1 488	84	61	LIECHTENST	875	99	68
IVORY COAST	514	52	35	SWITZERLAND	138 377	78 974	55 193
GHANA	1 752	188	130	TURKEY	84 073	11 530	8 084
BENIN	2 749	379	268	LITHUANIA	7 532	354	248
NIGERIA	21 128	4 122	2 927	POLAND	3 106 399	64 294	45 033
CAMEROON	1 280	157	111	CZECH REPUBL	4 121 945	104 759	73 440
GABON	4 117	503	337	SLOVAKIA	815 731	18 102	12 633
CONGO	609	90	64	HUNGARY	127 441	18 497	12 969
ZAIRE	3 417	613	436	ROMANIA	903	353	247
ANGOLA	6 926	948	634	BULGARIA	10 505	726	514
ETHIOPIA	4 483	523	354	RUSSIA	6 212	954	672
KENYA	6 344	1 028	716	SLOVENIA	334 702	39 045	27 333
UGANDA	1 720	233	166	CROATIA	38 669	3 550	2 483
TANZANIA	7 546	846	603	MACEDONIA	2 131	999	698
REUNION	3 347	252	179	MOROCCO	536	417	295
MAURITIUS	1 870	223	158	TUNISIA	984	273	191
ZAMBIA	1 893	179	126	DJIBOUTI	232	60	41
ZIMBABWE	3 556	710	488	MADAGASCAR	15	81	55
MALAWI	2 297	291	203	SOUTH AFRICA	2 648	2 415	1 692
SOUTH AFRICA	192 109	28 790	20 204	USA	105 365	111 531	77 937
NAMIBIA	803	104	72	CANADA	5 796	3 357	2 337
USA	253 410	42 022	29 336	PERU	48	66	45
CANADA	56 001	9 596	6 721	BRAZIL	12 208	8 408	5 884
MEXICO	122 617	27 385	18 997	URUGUAY	118	72	51
GUATEMALA	1 645	234	163	CYPRUS	582	180	123
EL SALVADOR	2 350	238	162	ISRAEL	8 207	4 446	3 123
NICARAGUA	2 127	136	93	PAKISTAN	2 494	84	57
COSTA RICA	567	85	60	INDIA	2 874	2 149	1 499
PANAMA	4 084	563	382	THAILAND	17 050	2 696	1 894
CUBA	2 203	136	93	VIETNAM	16 294	1 950	1 346
DOMINIC REP	2 122	387	275	INDONESIA	559	254	172
GUADELOUPE	2 746	195	135	MALAYSIA	21 685	2 550	1 756
MARTINIQUE	722	67	48	PHILIPPINES	1 906	1 215	842
JAMAICA	4 482	567	396	CHINA	52 385	35 116	24 608
ST VINCENT	212	43	30	SOUTH KOREA	7 883	54 085	37 843
TRINIDAD TOB	11 102	1 646	1 165	JAPAN	12 778	94 844	66 271
NEETH ANTILL	521	58	42	TAIWAN	3 057	3 523	2 463
COLOMBIA	23 588	2 555	1 801	HONG KONG	710	345	242
VENEZUELA	75 556	20 898	14 484	AUSTRALIA	1 190	1 491	1 040
ECUADOR	8 708	1 075	758	EXPORTS	17 278 266	2 983 421	2 084 773
PERU	13 247	2 763	1 951	FRANCE	3 292 451	386 888	270 541
BRAZIL	37 631	12 117	8 446	BELGIUM LUX	1 885 380	160 540	112 255
CHILE	12 442	2 056	1 443	NETHERLANDS	3 625 747	249 634	174 123
BOLIVIA	6 986	1 000	698	ITALY	775 089	253 465	177 201
PARAGUAY	213	76	55	UNITED KINGDOM	399 177	238 634	166 582
URUGUAY	434	83	55	IRELAND	22 237	13 479	9 414
ARGENTINA	37 887	13 099	9 012	DENMARK	310 801	56 593	39 490
CYPRUS	13 282	1 456	1 014	GREECE	36 642	15 512	10 827
LEBANON	14 725	1 770	1 251	PORTUGAL	30 105	24 477	17 057
SYRIA	29 467	3 656	2 593	SPAIN	111 098	90 582	63 112
IRAN	176 890	26 793	18 848	SWEDEN	114 936	66 977	46 764
ISRAEL	28 609	3 970	2 763	FINLAND	40 139	27 030	18 934
JORDAN	11 523	1 672	1 158	AUSTRIA	1 261 819	211 292	147 733
SAUDI ARABIA	198 482	21 276	14 869	EU	11 905 621	1 795 103	1 254 033
KUWAIT	26 918	3 170	2 222	CANARY IS	2 091	599	418
BAHRAIN	4 984	1 677	1 155	CEUTA MEL	141	942	671
QATAR	20 519	2 874	2 037	ICELAND	2 327	1 216	849
ARAB EMIRAT	94 864	9 354	6 524	NORWAY	37 489	21 796	15 254
OMAN	4 643	809	562	LIECHTENST	1 277	933	653
YEMEN	3 887	387	278	SWITZERLAND	2 954 817	220 476	154 201
PAKISTAN	76 875	7 598	5 341	MALTA	1 691	882	617
INDIA	93 330	9 531	6 856	SAN MARINO	611	59	41
BANGLADESH	1 084	338	233	TURKEY	55 133	35 414	24 670
SRI LANKA	3 080	382	267	ESTONIA	5 116	1 047	727
NEPAL	1 353	314	215	LATVIA	6 501	1 265	883
MYANMAR	2 995	382	264	LITHUANIA	7 422	1 283	894
THAILAND	123 005	19 079	13 289	POLAND	833 863	74 618	52 150
VIETNAM	36 360	4 564	3 163	CZECH REPUBL	259 269	66 095	46 229
INDONESIA	210 687	35 206	24 508	SLOVAKIA	34 973	13 497	9 441
MALAYSIA	111 232	17 106	11 930	HUNGARY	67 875	28 653	20 050
BRUNEI	2 886	272	191	ROMANIA	13 884	13 518	9 495
SINGAPORE	110 980	10 083	7 040	BULGARIA	12 514	4 751	3 304
PHILIPPINES	23 591	3 751	2 621	UKRAINE	17 439	3 264	2 279
MONGOLIA	1 427	178	126	BELARUS	3 572	2 076	1 456
CHINA	79 042	16 409	11 527	MOLDOVA	1 178	616	424
NORTH KOREA	966	274	189	RUSSIA	112 270	32 575	22 823
SOUTH KOREA	127 506	20 067	14 046	GEORGIA	281	74	52
JAPAN	45 933	8 273	5 786	AZERBAIJAN	80	50	35
TAIWAN	522 316	77 054	54 260	KAZAKHSTAN	2 350	517	359
HONG KONG	44 789	6 985	4 873	TURKMENISTAN	176	87	62
AUSTRALIA	72 327	14 267	9 959	UZBEKISTAN	185	77	55
NEW ZEALAND	5 006	950	669	SLOVENIA	55 875	13 588	9 513
NEW CALEDON	437	107	72	CROATIA	14 098	5 833	4 061
FIJI	404	85	42	BOS HERZEGOV	490	98	68
UNID COUNTR	6 313	432	296	MACEDONIA	1 852	1 448	1 020
663 MINERAL MANUFACTURES, NES				MOROCCO	1 093	1 010	710
IMPORTS	30 734 871	2 307 214	1 613 226	ALGERIA	2 187	2 021	1 396
FRANCE	3 357 022	240 240	167 949	TUNISIA	2 465	2 138	1 505
BELGIUM LUX	3 270 206	274 136	192 176	LIBYA	17 268	3 912	2 708
NETHERLANDS	4 404 345	213 773	148 984	MAURITANIA	10 262	5 089	3 563
ITALY	1 459 148	168 020	117 429	SENEGAL	101	97	70
UNITED KINGDOM	371 825	139 815	97 695	IVORY COAST	319	140	92
IRELAND	3 451	7 152	5 004	GHANA	567	599	419
DENMARK	6 109 837	245 633	171 317	BENIN	394	339	235
GREECE	1 218	13 290	9 347	NIGERIA	70	69	47

6 IMPORTS AND EXPORTS (SPECIAL TRADE) BY GROUPS OF THE SITC-REV. III AND BY COUNTRIES OF PRODUCTION AND CONSUMPTION 1995

GROUP COUNTRY	DT = 100 KG	1 000 DM	1 000 \$	GROUP COUNTRY	DT = 100 KG	1 000 DM	1 000 \$
CAMEROON	396	366	250	ESTONIA	4 079	2 057	1 441
GABON	151	193	130	LITHUANIA	19 553	889	622
CONGO	154	162	111	POLAND	402 555	29 305	20 451
ZAIRE	54	94	65	CZECH REPUBL	660 533	60 561	42 378
BURUNDI	69	84	59	SLOVAKIA	32 278	9 137	6 398
ETHIOPIA	304	609	423	HUNGARY	267 787	25 966	18 169
ERITREA	98	51	35	ROMANIA	56 604	4 370	3 063
KENYA	534	444	310	BULGARIA	863	169	119
UGANDA	207	141	98	UKRAINE	30 868	1 754	1 223
MADAGASCAR	33	60	41	BELARUS	12 280	507	354
REUNION	11	52	34	RUSSIA	91 407	6 231	4 356
MAURITIUS	844	341	238	ARMENIA	153	94	65
ZAMBIA	48	82	57	SLOVENIA	87 182	19 372	13 462
ZIMBABWE	2 324	1 230	862	CROATIA	466	148	100
SOUTH AFRICA	49 624	36 298	25 496	MACEDONIA	152	71	51
USA	130 311	185 897	129 858	SOUTH AFRICA	24 068	5 140	3 569
CANADA	35 971	20 658	14 369	USA	177 771	111 162	77 609
MEXICO	17 541	13 813	9 662	CANADA	36 444	29 248	20 319
GUATEMALA	1 544	1 324	919	MEXICO	430	240	171
HONDURAS	253	286	199	BRAZIL	2 331	632	444
EL SALVADOR	1 028	997	694	ISRAEL	1 668	1 508	1 061
NICARAGUA	77	63	44	KUWAIT	1 631	930	651
COSTA RICA	1 312	1 265	887	INDIA	1 714	440	301
PANAMA	1 040	360	247	THAILAND	252	196	133
CUBA	322	366	258	INDONESIA	354	273	190
HAITI	504	350	246	MALAYSIA	11 556	3 500	2 450
DOMINIC REP	1 523	1 279	898	SINGAPORE	25 284	6 732	4 691
GUADELOUPE	35	61	45	PHILIPPINES	477	143	103
MARTINIQUE	162	158	106	CHINA	11 720	8 412	5 843
JAMAICA	491	138	92	SOUTH KOREA	58 988	16 574	11 616
TRINIDAD TOB	2 763	460	326	JAPAN	113 777	117 870	82 013
NETH ANTILL	90	83	58	TAIWAN	31 717	14 502	10 040
COLOMBIA	2 686	2 083	1 466	HONG KONG	2 316	939	657
VENEZUELA	54 849	15 486	10 758	AUSTRALIA	2 327	2 517	1 744
SURINAME	63	64	45	AUST OCEANIA	1 229	127	92
ECUADOR	460	477	328	NEW ZEALAND	31	94	66
PERU	1 079	1 166	814	EXPORTS	10 929 629	2 569 686	1 793 638
BRAZIL	14 336	26 516	18 585	FRANCE	1 624 291	388 549	270 986
CHILE	4 182	3 832	2 674	BELGIUM LUX	1 023 340	183 175	128 074
BOLIVIA	1 559	379	258	NETHERLANDS	703 880	186 546	130 298
PARAGUAY	142	162	109	ITALY	1 861 791	344 876	240 421
URUGUAY	333	327	225	UNITD KINGDOM	945 171	223 005	155 523
ARGENTINA	7 812	10 245	7 175	IRELAND	35 867	9 836	6 849
CYPRUS	3 534	1 224	853	DENMARK	234 403	50 100	34 936
LEBANON	2 871	2 183	1 534	GREECE	49 943	8 878	6 167
SYRIA	2 215	1 412	982	PORTUGAL	7 969	6 160	4 284
IRAN	18 075	14 990	10 511	SPAIN	227 738	67 373	47 087
ISRAEL	13 061	13 536	9 442	SWEDEN	429 968	82 283	57 413
AUTON TERRIT	13	57	38	FINLAND	259 750	38 443	26 765
JORDAN	1 947	1 172	821	AUSTRIA	844 979	144 874	101 225
SAUDI ARABIA	20 103	10 443	7 293	EU	8 249 090	1 734 098	1 210 028
KUWAIT	3 063	1 871	1 306	CANARY IS	1 275	380	259
BAHRAIN	1 393	1 038	733	ICELAND	6 098	809	561
QATAR	3 872	2 701	1 922	NORWAY	216 062	21 540	15 033
ARAB EMIRAT	13 414	6 547	4 581	LIECHTENST	734	541	379
OMAN	505	289	201	SWITZERLAND	442 741	129 661	90 733
YEMEN	156	180	122	MALTA	4 088	458	322
AFGHANISTAN	503	146	103	TURKEY	31 128	14 782	10 314
PAKISTAN	8 024	5 320	3 667	ESTONIA	5 042	585	411
INDIA	15 849	14 335	10 031	LATVIA	247	353	247
BANGLADESH	216	263	184	LITHUANIA	903	413	285
SRI LANKA	873	798	562	POLAND	350 533	55 761	39 001
NEPAL	4	51	36	CZECH REPUBL	316 804	48 879	34 203
MYANMAR	89	447	314	SLOVAKIA	30 026	13 779	9 608
THAILAND	25 480	18 671	13 070	HUNGARY	30 974	22 334	15 618
VIETNAM	6 372	852	592	ROMANIA	10 814	5 400	3 792
INDONESIA	80 707	24 439	17 131	BULGARIA	2 282	1 304	909
MALAYSIA	15 018	12 297	8 597	UKRAINE	1 295	727	499
BRUNEI	109	46	32	BELARUS	806	746	517
SINGAPORE	27 630	16 615	11 610	RUSSIA	13 580	12 664	8 922
PHILIPPINES	4 509	3 113	2 175	KAZAKHSTAN	252	122	82
MONGOLIA	591	146	103	UZBEKISTAN	76	177	124
CHINA	6 947	9 000	6 303	SLOVENIA	11 752	4 692	3 282
NORTH KOREA	58	88	60	CROATIA	20 707	5 293	3 685
SOUTH KOREA	37 660	34 441	24 122	SERB MONTNEG	326	146	102
JAPAN	28 609	29 189	20 429	MACEDONIA	844	612	434
TAIWAN	70 127	28 621	19 950	MOROCCO	21 012	2 405	1 683
HONG KONG	20 171	11 524	8 038	ALGERIA	1 868	605	419
AUSTRALIA	30 107	21 037	14 706	TUNISIA	5 356	1 542	1 062
NEW ZEALAND	3 424	2 300	1 592	LIBYA	609	262	187
NEW CALEDON	208	192	132	EGYPT	4 406	1 564	1 093
FR POLYNESIA	77	96	66	MALI	1 029	124	88
UNID COUNTR	18 398	2 339	1 630	SENEGAL	456	108	77
664 GLASS				IVORY COAST	805	482	335
IMPORTS	10 691 708	1 963 102	1 371 368	GHANA	1 157	433	299
FRANCE	1 739 226	189 565	132 864	TOGO	1 077	131	93
BELGIUM LUX	2 982 025	451 869	315 927	NIGERIA	9 082	1 690	1 162
NETHERLANDS	548 260	129 575	90 277	ZAIRE	843	80	53
ITALY	954 107	297 947	208 413	ETHIOPIA	22	64	42
UNITD KINGDOM	626 698	95 869	66 991	KENYA	303	161	110
IRELAND	14 986	7 369	5 180	UGANDA	206	72	49
DENMARK	353 548	83 974	58 510	TANZANIA	1 181	71	51
GREECE	1 216	250	172	REUNION	37	51	34
PORTUGAL	1 282	693	486	MAURITIUS	216	152	105
SPAIN	222 359	55 334	38 601	ZIMBABWE	859	152	105
SWEDEN	369 163	36 927	25 810	MALAWI	606	102	72
FINLAND	72 952	38 642	26 877	SOUTH AFRICA	50 905	15 244	10 685
AUSTRIA	101 312	23 144	16 194	USA	401 738	207 773	144 985
EU	7 987 134	1 411 158	986 282	CANADA	46 762	12 011	8 367
NORWAY	4 697	2 178	1 531	MEXICO	15 234	4 095	2 858
LIECHTENST	144	490	345	GUATEMALA	9 133	724	500
SWITZERLAND	382 371	56 222	39 321	HONDURAS	3 463	257	180
TURKEY	143 773	11 070	7 758	NICARAGUA	1 124	104	72
				COSTA RICA	518	834	584

6 IMPORTS AND EXPORTS (SPECIAL TRADE) BY GROUPS OF THE SITC-REV. III AND BY COUNTRIES OF PRODUCTION AND CONSUMPTION 1995

GROUP COUNTRY	DT = 100 KG	1 000 DM	1 000 \$	GROUP COUNTRY	DT = 100 KG	1 000 DM	1 000 \$
PANAMA	1 942	211	146	INDIA	22 485	14 765	10 336
CUBA	162	176	121	THAILAND	4 926	4 000	2 783
HAITI	625	76	52	VIETNAM	2 754	785	550
GUADELOUPE	20	69	48	INDONESIA	25 572	3 587	2 502
ANTIGUA	345	59	41	MALAYSIA	10 290	7 846	5 503
MARTINIQUE	29	79	53	SINGAPORE	49	126	88
JAMAICA	1 209	131	89	PHILIPPINES	686	439	307
TRINIDAD TOB	984	135	94	CHINA	29 214	17 512	12 185
ARUBA	491	79	56	NORTH KOREA	13	58	41
NETH ANTILL	949	130	88	SOUTH KOREA	3 278	1 897	1 321
COLOMBIA	5 760	1 221	862	JAPAN	4 151	24 542	17 074
VENEZUELA	1 387	386	267	TAIWAN	22 683	23 691	16 507
GUYANA	572	97	67	HONG KONG	433	350	236
ECUADOR	35 227	2 840	1 969	AUSTRALIA	60	860	592
PERU	6 391	922	645	EXPORTS	9 470 679	1 774 935	1 240 819
BRAZIL	49 047	22 998	15 929	FRANCE	3 545 220	346 426	242 109
CHILE	1 178	806	559	BELGIUM LUX	937 144	100 821	70 495
BOLIVIA	248	65	46	NETHERLANDS	2 088 108	214 885	150 321
PARAGUAY	21	93	66	ITALY	157 698	71 581	50 014
URUGUAY	227	58	41	UNITD KINGDOM	262 255	73 928	51 640
ARGENTINA	2 160	1 087	747	IRELAND	22 144	9 933	6 930
CYPRUS	20 190	1 744	1 232	DENMARK	197 557	44 649	31 236
LEBANON	3 015	516	364	GREECE	30 550	16 741	11 692
SYRIA	4 104	549	390	PORTUGAL	9 140	7 642	5 327
IRAN	2 618	2 767	1 935	SPAIN	67 850	47 776	33 376
ISRAEL	75 254	10 921	7 598	SWEDEN	92 367	37 750	26 338
JORDAN	2 569	304	207	FINLAND	24 501	11 844	8 265
SAUDI ARABIA	10 082	2 564	1 783	AUSTRIA	496 027	112 047	78 262
KUWAIT	7 505	1 383	967	EU	7 930 561	1 096 023	766 005
BAHRAIN	1 441	200	136	CANARY IS	1 196	891	607
QATAR	237	178	127	CEUTA MEL	110	76	51
ARAB EMIRAT	4 459	2 365	1 650	ICELAND	5 699	1 500	1 040
OMAN	276	125	85	NORWAY	22 084	10 580	7 399
YEMEN	441	175	120	LIECHTENST	340	229	160
PAKISTAN	4 531	1 589	1 114	SWITZERLAND	382 315	114 486	80 059
INDIA	10 172	10 546	7 358	ANDORRA	136	125	82
BANGLADESH	2 819	737	517	GIBRALTAR	50	54	36
SRI LANKA	78	41	31	MALTA	1 690	496	338
THAILAND	23 698	10 845	7 608	SAN MARINO	34	68	47
VIETNAM	15	167	117	TURKEY	7 811	6 145	4 294
INDONESIA	12 172	2 931	2 052	ESTONIA	340	185	123
MALAYSIA	34 024	12 915	8 988	LATVIA	3 033	2 012	1 395
BRUNEI	511	155	109	LITHUANIA	3 018	1 045	734
SINGAPORE	23 534	12 849	8 985	POLAND	81 564	17 686	12 368
PHILIPPINES	2 775	2 853	1 996	CZECH REPUB	61 209	17 470	12 209
CHINA	871	2 322	1 613	SLOVAKIA	1 817	1 359	948
SOUTH KOREA	62 859	12 778	8 901	HUNGARY	87 635	16 404	11 491
JAPAN	29 108	68 493	47 865	ROMANIA	28 214	3 546	2 488
TAIWAN	16 339	11 103	7 766	BULGARIA	4 303	1 959	1 370
HONG KONG	48 988	19 579	13 672	ALBANIA	59	54	34
AUSTRALIA	70 828	13 253	9 240	UKRAINE	3 519	1 290	895
NEW ZEALAND	11 885	1 917	1 346	BELARUS	1 355	805	558
NEW CALEDON	216	75	55	MOLDOVA	35	49	31
UNID COUNTR	2 119	741	514	RUSSIA	67 913	13 886	9 748
665 GLASSWARE				KAZAKHSTAN	7 802	1 376	975
IMPORTS	5 941 476	1 324 352	924 537	UZBEKISTAN	114	59	41
FRANCE	1 165 942	292 390	203 799	KYRGHYZSTAN	5 805	482	331
BELGIUM LUX	421 580	55 740	38 830	SLOVENIA	79 121	11 368	7 974
NETHERLANDS	679 788	67 053	46 871	CROATIA	42 419	6 004	4 218
ITALY	473 577	132 113	92 477	BOS HERZEGOV	5 855	432	307
UNITD KINGDOM	176 269	57 514	40 120	SERB MONTNEG	4 338	894	629
IRELAND	256	611	428	MACEDONIA	629	387	274
DENMARK	181 810	25 813	18 077	MOROCCO	965	887	621
GREECE	774	225	158	ALGERIA	83	386	268
PORTUGAL	43 523	21 555	15 059	TUNISIA	1 121	750	518
SPAIN	55 084	20 271	14 147	LIBYA	1 141	1 223	853
SWEDEN	4 315	6 808	4 755	EGYPT	2 750	1 842	1 291
FINLAND	913	279	193	SUDAN	24	62	43
AUSTRIA	300 961	116 764	81 720	MALI	65	363	256
EU	3 504 792	797 136	556 634	SENEGAL	65	49	31
NORWAY	5 949	708	484	IVORY COAST	25	69	49
LIECHTENST	114	5 377	3 777	GHANA	3 645	663	470
SWITZERLAND	119 048	27 017	18 876	TOGO	123	70	48
TURKEY	121 873	42 836	29 990	NIGERIA	358	267	187
LATVIA	1 584	1 391	970	ETHIOPIA	167	170	115
LITHUANIA	1 393	524	367	KENYA	78	117	82
POLAND	390 157	57 526	40 187	UGANDA	21	53	37
CZECH REPUB	918 080	123 581	85 977	REUNION	70	59	40
SLOVAKIA	225 570	27 287	19 033	MAURITIUS	65	82	56
HUNGARY	41 433	13 932	9 721	ZIMBABWE	92	139	98
ROMANIA	56 755	41 768	29 196	SOUTH AFRICA	11 444	7 463	5 226
BULGARIA	1 793	1 281	908	NAMIBIA	90	60	42
UKRAINE	1 268	169	117	USA	312 991	223 214	156 207
BELARUS	4 653	1 612	1 131	CANADA	18 432	14 053	9 810
RUSSIA	16 607	2 084	1 459	MEXICO	3 484	2 850	1 993
KYRGHYZSTAN	471	46	33	BERMUDA	62	92	64
SLOVENIA	72 480	21 048	14 743	GUATEMALA	672	550	384
CROATIA	279 946	16 059	11 248	EL SALVADOR	135	98	72
MACEDONIA	7 198	4 170	2 931	COSTA RICA	147	180	127
MOROCCO	331	157	110	PANAMA	1 215	949	663
TUNISIA	54	95	67	CUBA	92	135	92
EGYPT	499	559	392	HAITI	226	108	76
SOUTH AFRICA	192	220	153	BAHAMAS	5 880	518	363
USA	13 465	25 950	18 068	DOMINIC REP	486	298	207
CANADA	2 722	458	317	AM VIRGIN IS	65	182	122
MEXICO	12 405	3 911	2 747	GUADELOUPE	66	83	52
GUATEMALA	255	105	73	MARTINIQUE	6 864	804	564
BRAZIL	5 141	4 123	2 881	JAMAICA	1 072	190	133
ARGENTINA	7	59	42	TRINIDAD TOB	72	105	72
IRAN	917	370	255	NETH ANTILL	459	220	151
ISRAEL	86	785	550	COLOMBIA	1 794	2 140	1 496
SAUDI ARABIA	5 660	551	384	VENEZUELA	862	985	697
PAKISTAN	1 156	712	500	ECUADOR	650	518	359
				PERU	2 936	1 416	985

6 IMPORTS AND EXPORTS (SPECIAL TRADE) BY GROUPS OF THE SITC-REV. III AND BY COUNTRIES OF PRODUCTION AND CONSUMPTION 1995

GROUP COUNTRY	DT = 100 KG	1 000 DM	1 000 \$	GROUP COUNTRY	DT = 100 KG	1 000 DM	1 000 \$
BRAZIL	8 801	7 544	5 277	MALAYSIA	72 998	9 511	6 590
CHILE	2 097	2 737	1 902	SINGAPORE	177	75	52
BOLIVIA	887	517	363	PHILIPPINES	31 972	14 757	10 295
PARAGUAY	765	813	571	CHINA	488 139	126 707	88 269
URUGUAY	2 578	1 263	892	SOUTH KOREA	17 377	6 564	4 562
ARGENTINA	9 499	2 705	1 873	JAPAN	7 203	16 573	11 580
CYPRUS	1 626	1 353	943	TAIWAN	66 369	44 499	31 059
LEBANON	4 158	1 915	1 332	HONG KONG	1 607	802	553
SYRIA	2 487	1 430	1 002	AUSTRALIA	35	65	44
IRAQ	13	60	42				
IRAN	2 382	3 312	2 292	EXPORTS	559 898	705 061	492 639
ISRAEL	39 994	11 014	7 697	FRANCE	49 180	47 769	33 334
JORDAN	1 035	1 496	1 037	BELGIUM LUX	39 361	54 191	37 914
SAUDI ARABIA	10 530	4 574	3 204	NETHERLANDS	43 448	48 689	34 003
KUWAIT	689	858	598	ITALY	80 557	108 130	75 572
BAHRAIN	206	160	111	UNTD KINGDOM	18 503	19 889	13 922
QATAR	167	149	105	IRELAND	5 535	8 315	5 711
ARAB EMIRAT	25 412	5 772	4 051	DENMARK	19 792	12 600	8 790
OMAN	345	438	305	GREECE	5 762	6 999	4 908
YEMEN	33	55	37	PORTUGAL	687	1 416	985
AFGHANISTAN	89	67	46	SPAIN	19 158	25 914	18 090
PAKISTAN	398	721	507	SWEDEN	16 963	24 461	17 094
INDIA	3 741	4 579	3 214	FINLAND	4 051	5 205	3 643
BANGLADESH	320	307	212	AUSTRIA	54 580	68 181	47 670
SRI LANKA	215	297	205	EU	357 577	431 759	301 642
NEPAL	231	245	168	CANARY IS	219	221	155
MYANMAR	70	74	52	ICELAND	538	942	660
THAILAND	5 382	7 185	5 024	NORWAY	7 976	10 252	7 189
VIETNAM	103	120	82	LIECHTENST	120	214	153
INDONESIA	3 633	3 564	2 500	SWITZERLAND	54 029	62 680	43 839
MALAYSIA	2 945	3 398	2 388	ANDORRA	28	78	54
SINGAPORE	6 865	9 061	6 356	MALTA	361	701	488
PHILIPPINES	1 430	1 686	1 180	SAN MARINO	2 710	2 752	1 912
CHINA	6 132	3 192	2 229	TURKEY	2 934	3 899	2 748
NORTH KOREA	5	44	30	LATVIA	197	216	149
SOUTH KOREA	4 941	10 357	7 259	LITHUANIA	212	274	185
JAPAN	29 708	33 502	23 428	POLAND	1 178	1 415	994
TAIWAN	5 591	9 725	6 770	CZECH REPUB	50 560	40 599	28 351
HONG KONG	18 265	21 939	15 370	SLOVAKIA	151	141	98
AUSTRALIA	18 797	17 347	12 108	HUNGARY	3 615	2 146	1 494
NEW ZEALAND	17 403	3 026	2 108	ROMANIA	79	104	73
FR POLYNESIA	2 259	218	150	BULGARIA	12	47	32
SHIPS SUPPL	54	74	52	UKRAINE	123	174	122
UNID COUNTR	4 103	1 312	908	BELARUS	81	93	63
				RUSSIA	2 777	6 217	4 327
666 POTTERY				KAZAKHSTAN	49	149	103
IMPORTS	1 769 249	739 311	516 437	UZBEKISTAN	127	254	169
FRANCE	26 282	17 119	11 980	SLOVENIA	2 022	1 492	1 047
BELGIUM LUX	30 727	41 082	28 530	CROATIA	1 409	1 057	747
NETHERLANDS	82 816	28 072	19 662	MOROCCO	123	291	205
ITALY	210 648	90 981	63 639	LIBYA	737	107	75
UNTD KINGDOM	48 400	37 588	26 326	EGYPT	608	1 016	713
IRELAND	438	546	385	IVORY COAST	68	105	76
DENMARK	8 384	9 123	6 433	ETHIOPIA	71	214	147
GREECE	6 368	2 783	1 956	REUNION	109	59	42
PORTUGAL	193 933	85 608	59 797	MAURITIUS	18	45	31
SPAIN	9 142	6 898	4 694	SOUTH AFRICA	825	1 309	921
SWEDEN	310	442	311	USA	23 390	41 542	28 979
AUSTRIA	1 175	1 666	1 162	CANADA	2 802	4 485	3 138
EU	618 637	321 747	224 961	MEXICO	474	726	504
NORWAY	115	270	189	BERMUDA	81	278	197
SWITZERLAND	3 047	6 498	4 554	GUATEMALA	36	55	37
TURKEY	12 035	5 297	3 695	EL SALVADOR	23	61	44
LITHUANIA	816	568	401	PANAMA	151	463	328
POLAND	60 117	22 071	15 460	BAHAMAS	79	219	152
CZECH REPUB	71 987	54 903	38 401	DOMINIC REP	40	121	85
SLOVAKIA	116	86	59	AM VIRGIN IS	26	179	124
HUNGARY	10 832	7 845	5 472	ANTIGUA	29	56	38
ROMANIA	59 855	17 753	12 406	JAMAICA	21	71	52
BULGARIA	4 315	1 363	949	NETH ANTILL	55	398	281
UKRAINE	1 179	171	120	COLOMBIA	158	345	244
BELARUS	882	143	99	VENEZUELA	432	623	438
RUSSIA	3 374	1 159	816	ECUADOR	124	273	195
SLOVENIA	2 158	981	699	PERU	52	154	107
CROATIA	4 902	1 352	951	BRAZIL	553	745	507
MACEDONIA	1 798	628	439	CHILE	140	223	154
MOROCCO	990	478	339	BOLIVIA	44	47	34
TUNISIA	626	271	191	PARAGUAY	68	94	66
EGYPT	1 385	472	333	ARGENTINA	170	386	273
KENYA	70	50	35	CYPRUS	889	1 542	1 084
SOUTH AFRICA	150	153	105	LEBANON	1 614	2 059	1 429
USA	2 525	10 023	7 010	SYRIA	33	54	39
CANADA	24	49	31	ISRAEL	18 704	11 154	7 795
MEXICO	740	1 291	895	JORDAN	80	149	106
GUATEMALA	177	152	105	SAUDI ARABIA	1 184	3 240	2 258
EL SALVADOR	19	57	38	KUWAIT	356	720	509
COLOMBIA	5 842	922	644	BAHRAIN	49	108	74
VENEZUELA	38	48	34	QATAR	128	269	188
ECUADOR	30	66	45	ARAB EMIRAT	1 330	2 131	1 509
PERU	636	830	581	OMAN	60	211	146
BRAZIL	32 166	9 004	6 290	PAKISTAN	20	176	127
CHILE	101	192	130	INDIA	32	197	138
BOLIVIA	115	146	100	VIETNAM	55	160	108
URUGUAY	107	200	135	INDONESIA	223	414	295
ARGENTINA	53	43	30	MALAYSIA	374	587	410
IRAN	690	167	117	BRUNEI	1	48	33
ISRAEL	28	71	50	SINGAPORE	943	1 687	1 181
AFGHANISTAN	1	83	58	PHILIPPINES	80	243	169
PAKISTAN	131	75	52	CHINA	199	224	159
INDIA	3 302	1 968	1 386	SOUTH KOREA	685	2 249	1 577
SRI LANKA	4 044	6 750	4 741	JAPAN	6 205	39 748	27 743
THAILAND	91 732	26 323	18 392	TAIWAN	451	1 488	1 044
VIETNAM	65 106	11 298	7 879	HONG KONG	1 609	5 281	3 696
INDONESIA	15 845	5 390	3 775	AUSTRALIA	2 651	6 063	4 265
				NEW ZEALAND	457	823	573

6 IMPORTS AND EXPORTS (SPECIAL TRADE) BY GROUPS OF THE SITC-REV. III AND BY COUNTRIES OF PRODUCTION AND CONSUMPTION 1995

GROUP COUNTRY	DT = 100 KG	1 000 DM	1 000 \$	GROUP COUNTRY	DT = 100 KG	1 000 DM	1 000 \$
NEW CALEDON	30	54	39	SOUTH AFRICA		844	600
FIJI	38	92	65	USA	98	90 314	62 631
UNID COUNTR	433	608	423	CANADA	4	1 225	859
667 PEARLS, PRECIOUS STONES				MEXICO		104	74
IMPORTS	18 598	752 633	525 525	NETH ANTILL		98	71
FRANCE	6	997	693	COLOMBIA		290	199
BELGIUM LUX	13	192 262	134 442	VENEZUELA		978	654
NETHERLANDS	23	1 267	883	PERU	40	65	46
ITALY	1	1 632	1 140	BRAZIL	9	1 012	715
UNTD KINGDOM	15	5 549	3 923	PARAGUAY		56	39
IRELAND		561	390	CYPRUS		393	267
DENMARK		48	34	LEBANON	2	796	558
SPAIN	1	333	237	ISRAEL	1	15 534	10 801
SWEDEN		396	275	SAUDI ARABIA		518	364
FINLAND		53	36	BAHRAIN		582	411
AUSTRIA	3	1 646	1 145	ARAB EMIRAT	3	1 833	1 270
EU	62	204 756	143 207	PAKISTAN		440	308
SWITZERLAND	132	44 906	31 453	INDIA	374	4 307	3 003
ANDORRA		72	47	SRI LANKA	15	761	532
CZECH REPUBL	42	142	99	THAILAND	62	26 189	18 305
HUNGARY		61	44	INDONESIA	2	147	104
UKRAINE	8	495	344	MALAYSIA		712	497
RUSSIA	146	73 062	50 782	SINGAPORE	240	751	533
MALI	59	671	472	PHILIPPINES	38	2 580	1 875
GUINEA		102	71	CHINA		351	250
NIGERIA	139	4 613	3 243	NORTH KOREA		66	45
ZAIRE	55	175	119	SOUTH KOREA	5	2 998	2 098
KENYA	195	2 972	2 096	JAPAN	10	47 375	33 154
TANZANIA	251	6 984	4 907	TAIWAN	7	695	488
MOZAMBIQUE	26	1 081	755	HONG KONG	164	79 202	55 602
MADAGASCAR	1 551	2 279	1 596	AUSTRALIA	1	2 524	1 740
ZAMBIA	105	456	319	NEW ZEALAND		108	77
ZIMBABWE	15	272	192	UNID COUNTR	3	421	293
SOUTH AFRICA	1 352	3 647	2 562	671 PIG IRON, SPIEGELEISN, ETC			
USA	994	26 234	18 260	IMPORTS	16 940 492	2 018 668	1 411 800
MEXICO	5	674	465	FRANCE	1 471 181	136 186	95 088
PANAMA		388	270	BELGIUM LUX	250 908	78 954	54 968
DOMINIC REP		1 138	803	NETHERLANDS	178 102	35 277	24 709
COLOMBIA	1	4 860	3 401	ITALY	126 277	11 789	8 298
VENEZUELA	17	365	253	UNTD KINGDOM	149 008	52 242	36 470
PERU	205	160	111	IRELAND		926	656
BRAZIL	10 479	22 239	15 577	DENMARK		116	80
URUGUAY	53	99	70	GREECE	230 682	56 265	38 833
CYPRUS		83	57	PORTUGAL		70	50
SYRIA	30	71	50	SPAIN	262 511	20 523	14 346
ISRAEL	11	105 459	73 532	SWEDEN	786 315	134 076	94 430
JORDAN		55	38	FINLAND	97 393	15 852	11 163
BAHRAIN		109	77	AUSTRIA	19 768	24 149	16 676
AFGHANISTAN	13	360	258	EU	3 574 924	566 425	395 767
PAKISTAN	396	3 626	2 538	ICELAND	37 066	4 077	2 857
INDIA	940	79 279	55 371	NORWAY	2 279 771	245 216	171 955
SRI LANKA	12	3 544	2 436	SWITZERLAND	2 224	1 269	880
THAILAND	75	46 100	32 103	TURKEY	110 235	9 967	7 055
MALAYSIA		69	48	ESTONIA	2 259	1 448	1 012
CHINA	511	5 568	3 887	LATVIA	37 154	6 318	4 389
SOUTH KOREA		63	43	LITHUANIA	1 453	854	601
JAPAN	59	77 403	54 050	POLAND	1 020 512	40 875	28 539
TAIWAN	14	598	423	CZECH REPUBL	666 626	35 800	24 970
HONG KONG	403	18 614	13 002	SLOVAKIA	518 386	55 994	39 160
AUSTRALIA	113	7 420	5 170	HUNGARY	9 469	797	557
NEW ZEALAND		158	113	ROMANIA	89 211	9 862	7 000
FR POLYNESIA		679	481	BULGARIA	3 345	583	403
EXPORTS	1 778	560 657	392 529	UKRAINE	59 797	6 683	4 659
FRANCE	56	10 178	7 091	BELARUS		401	271
BELGIUM LUX	8	86 627	60 521	RUSSIA	1 696 377	227 227	159 155
NETHERLANDS	37	4 303	3 033	KAZAKHSTAN	306 218	35 590	24 859
ITALY	39	18 633	12 990	SLOVENIA	73 603	8 473	5 908
UNTD KINGDOM	114	5 748	4 026	CROATIA	1 159	155	111
DENMARK	5	1 265	880	MACEDONIA	102 560	11 154	7 772
GREECE	27	1 158	808	EGYPT	164 559	16 491	11 605
PORTUGAL		567	398	ZIMBABWE	554 073	70 991	49 333
SPAIN	18	3 097	2 174	SOUTH AFRICA	1 784 136	144 152	101 081
SWEDEN	3	661	464	USA	193 823	19 797	13 747
FINLAND		329	234	CANADA	562 734	29 333	20 448
AUSTRIA	155	14 912	10 413	MEXICO	62 187	7 365	5 020
EU	462	147 519	103 060	DOMINIC REP	185 224	90 050	63 340
CANARY IS		144	101	COLOMBIA	55 700	29 222	20 456
NORWAY		959	678	VENEZUELA	57 350	3 226	2 290
LIECHTENST		324	228	BRAZIL	1 191 006	105 454	73 604
SWITZERLAND	107	83 321	58 661	CHILE	5 057	2 082	1 431
ANDORRA		47	33	URUGUAY	2 160	282	196
MALI		129	91	ARGENTINA	23 053	3 452	2 405
SAN MARINO		54	38	SYRIA		138	90
TURKEY		1 060	741	ISRAEL		214	154
ESTONIA		37 047	26 456	INDIA	117 958	13 223	9 177
POLAND	48	1 457	1 023	INDONESIA	81 704	18 822	13 173
CZECH REPUBL	65	711	498	CHINA	1 087 613	120 304	84 028
SLOVAKIA		58	38	JAPAN	13 531	2 390	1 676
HUNGARY	5	342	239	TAIWAN		132	91
ROMANIA		129	90	HONG KONG		84	57
BULGARIA		71	48	AUSTRALIA	2 055	2 967	2 089
UKRAINE		217	151	NEW CALEDON	202 839	69 315	48 419
RUSSIA		616	429	EXPORTS	3 004 056	450 117	314 783
KAZAKHSTAN		197	140	FRANCE	850 036	93 199	65 163
SLOVENIA	1	554	388	BELGIUM LUX	510 463	54 946	38 566
CROATIA		45	31	NETHERLANDS	211 087	25 736	17 946
MACEDONIA		53	37	ITALY	313 293	47 119	32 959
MALI	10	535	377	UNTD KINGDOM	82 234	19 057	13 305
NIGERIA	2	73	53	IRELAND		202	137
TANZANIA		74	50	DENMARK	13 365	3 093	2 148
ZIMBABWE		76	54	GREECE	26 959	1 261	881

6 IMPORTS AND EXPORTS (SPECIAL TRADE) BY GROUPS OF THE SITC-REV. III AND BY COUNTRIES OF PRODUCTION AND CONSUMPTION 1995

GROUP COUNTRY	DT = 100 KG	1 000 DM	1 000 \$	GROUP COUNTRY	DT = 100 KG	1 000 DM	1 000 \$
PORTUGAL	31 062	3 421	2 384	ITALY	1 290 072	116 826	81 780
SPAIN	83 081	16 125	11 296	UNTD KINGDOM	661 266	42 286	29 566
SWEDEN	108 461	25 190	17 626	DENMARK	44 154	3 719	2 608
FINLAND	14 168	4 087	2 848	GREECE	6 095	493	341
AUSTRIA	176 664	26 230	18 330	PORTUGAL	12 973	1 547	1 074
EU	2 421 850	319 666	223 589	SPAIN	199 169	11 236	7 864
NORWAY	17 429	1 669	1 164	SWEDEN	741 981	44 885	31 516
LIECHTENST	4 425	674	468	FINLAND	85 207	4 787	3 343
SWITZERLAND	90 561	10 006	6 991	AUSTRIA	370 095	50 085	35 138
TURKEY	33 368	4 083	2 850	EU	8 183 117	627 409	439 007
POLAND	24 068	7 310	5 145	NORWAY	820 921	34 784	24 209
CZECH REPUBL	22 552	6 663	4 656	SWITZERLAND	784 377	58 933	41 416
SLOVAKIA	4 889	2 320	1 634	TURKEY	2 658	546	382
HUNGARY	15 759	3 999	2 806	POLAND	31 043	5 105	3 560
ROMANIA	14 552	2 350	1 632	CZECH REPUBL	147 851	22 121	15 525
BULGARIA	632	95	68	SLOVAKIA	5 026	607	426
UKRAINE	321	222	156	HUNGARY	11 640	1 518	1 063
BELARUS	2 500	359	253	ROMANIA	18 932	2 952	2 062
RUSSIA	2 054	1 051	716	BULGARIA	722	136	95
SLOVENIA	10 566	2 290	1 606	RUSSIA	333 317	13 619	9 541
CROATIA	3 078	421	291	SLOVENIA	18 378	1 826	1 276
MACEDONIA	3 508	599	421	CROATIA	1 256	146	101
MOROCCO	624	139	95	ALGERIA	3 390	425	301
ALGERIA	22 451	1 152	818	NIGERIA	9 977	457	313
TUNISIA	1 247	114	82	CAMEROON	6 035	478	340
EGYPT	1 844	353	247	SOUTH AFRICA	21 639	2 448	1 707
CAMEROON	3 930	136	95	USA	4 452 968	211 905	147 291
TANZANIA	916	67	44	CANADA	1 638 687	77 400	54 031
SOUTH AFRICA	1 470	636	451	MEXICO	4 510	439	311
USA	147 889	42 632	29 631	COLOMBIA	530	175	125
CANADA	7 800	2 189	1 539	CHILE	160	53	37
MEXICO	1 688	462	323	IRAN	3 094	965	696
EL SALVADOR	686	75	53	ISRAEL	1 126	369	255
CUBA	912	155	105	JORDAN	98 348	3 702	2 613
DOMINIC REP	887	212	150	SAUDI ARABIA	2 546	354	246
COLOMBIA	4 654	601	424	ARAB EMIRAT	733	85	60
VENEZUELA	6 942	1 480	1 047	INDIA	68 677	13 369	9 286
ECUADOR	827	165	114	NEPAL	1 849	246	180
PERU	1 972	526	376	THAILAND	1 352 465	44 826	31 350
BRAZIL	13 772	2 571	1 806	INDONESIA	355 481	12 286	8 588
CHILE	448	98	67	MALAYSIA	663	154	106
ARGENTINA	5 808	1 832	1 287	SINGAPORE	5 058	1 433	1 016
IRAN	3 467	694	476	PHILIPPINES	641	257	181
ISRAEL	1 665	643	447	CHINA	174	52	37
SAUDI ARABIA	860	185	132	SOUTH KOREA	30 377	3 280	2 284
BAHRAIN	5 190	235	165	JAPAN	79	47	33
ARAB EMIRAT	9 425	331	234	TAIWAN	178 505	14 055	9 976
PAKISTAN	1 036	165	118	HONG KONG	6 338	1 912	1 337
INDIA	6 307	1 618	1 128	AUSTRALIA	2 756	648	461
THAILAND	4 216	1 080	752	NEW ZEALAND	351	100	71
INDONESIA	5 674	1 105	766				
MALAYSIA	1 619	2 124	1 512	673 FLAT-ROLLED IRON ETC.			
SINGAPORE	830	226	159	IMPORTS	57 533 464	4 086 272	2 858 103
PHILIPPINES	532	157	112	FRANCE	5 098 427	410 032	287 172
CHINA	784	231	164	BELGIUM LUX	14 337 036	1 095 711	764 065
SOUTH KOREA	6 045	4 252	2 997	NETHERLANDS	5 720 371	424 593	296 923
JAPAN	29 298	11 586	8 121	ITALY	1 545 921	122 442	85 839
TAIWAN	13 083	2 243	1 572	UNTD KINGDOM	2 635 227	197 530	138 636
HONG KONG	359	97	69	IRELAND	1 124	113	79
AUSTRALIA	11 416	3 338	2 349	DENMARK	760 727	55 053	38 325
NEW ZEALAND	437	182	131	GREECE	61 701	6 856	4 799
				PORTUGAL	2 218	344	245
672 INGOTS ETC. IRON OR STEEL				SPAIN	280 281	25 446	17 765
IMPORTS	17 676 377	1 737 591	1 214 455	SWEDEN	2 070 713	168 957	118 157
FRANCE	948 732	96 808	67 501	FINLAND	1 285 945	104 050	72 701
BELGIUM LUX	3 697 782	613 714	427 302	AUSTRIA	4 547 291	355 773	250 545
NETHERLANDS	2 284 079	125 188	87 437	EU	38 346 982	2 966 900	2 075 251
ITALY	839 674	90 713	63 368	ICELAND	352	119	84
UNTD KINGDOM	1 892 476	194 764	136 893	NORWAY	9 045	1 056	734
DENMARK	68 270	4 004	2 761	LIECHTENST	2 750	240	169
PORTUGAL	720	56	40	SWITZERLAND	504 602	47 141	33 079
SPAIN	67 710	19 415	13 600	TURKEY	10 750	814	567
SWEDEN	105 614	34 652	24 363	LITHUANIA	1 363	81	57
FINLAND	10 545	542	379	POLAND	2 271 821	143 863	100 463
AUSTRIA	332 779	27 444	19 127	CZECH REPUBL	2 037 996	132 429	92 731
EU	10 248 381	1 207 300	842 792	SLOVAKIA	3 065 349	181 088	126 495
NORWAY	1 626	229	161	HUNGARY	1 664 040	111 666	78 177
SWITZERLAND	1 779	1 255	883	ROMANIA	488 108	26 905	19 002
TURKEY	152 592	11 856	8 315	BULGARIA	1 200 887	55 939	39 253
POLAND	1 101 741	36 136	25 440	UKRAINE	523 009	29 211	20 308
CZECH REPUBL	1 154 691	57 144	39 951	RUSSIA	5 588 524	266 832	186 227
SLOVAKIA	208 343	8 271	5 820	SLOVENIA	79 320	6 150	4 298
HUNGARY	236 169	14 222	9 897	MACEDONIA	58 530	3 287	2 321
ROMANIA	2 017	254	179	LIBYA	90 193	3 642	2 607
UKRAINE	242 231	8 187	5 803	EGYPT	160 421	8 396	5 894
RUSSIA	2 003 559	79 649	55 763	SOUTH AFRICA	128 015	8 655	6 053
GEORGIA	15 232	492	356	USA	290 182	18 254	12 820
SLOVENIA	78 168	6 072	4 248	MEXICO	500 018	33 267	23 431
CROATIA	390	58	41	BELIZE	3 420	217	150
SOUTH AFRICA	224 047	42 429	29 749	BRAZIL	302 411	21 195	14 650
USA	911	190	139	ARGENTINA	69 045	5 521	3 905
CANADA	459	148	106	INDIA	7 877	540	385
MEXICO	7 190	508	366	CHINA	73 009	4 648	3 262
BRAZIL	681 648	43 003	30 151	SOUTH KOREA	26 583	2 009	1 359
INDIA	262 715	21 995	15 159	JAPAN	12 978	4 698	3 307
CHINA	13 611	674	484	AUSTRALIA	14 573	1 372	968
JAPAN	198	47	32				
TAIWAN	1 038 334	197 403	138 572	EXPORTS	62 595 161	5 195 438	3 630 975
EXPORTS	18 607 749	1 161 868	812 050	FRANCE	7 251 725	614 201	428 659
FRANCE	3 046 758	249 772	174 557	BELGIUM LUX	5 677 562	506 567	354 590
BELGIUM LUX	1 166 916	64 083	44 772	NETHERLANDS	5 083 865	439 219	306 751
NETHERLANDS	558 419	37 668	26 432	ITALY	8 784 549	637 730	446 641
				UNTD KINGDOM	3 919 319	308 014	214 956

6 IMPORTS AND EXPORTS (SPECIAL TRADE) BY GROUPS OF THE SITC-REV. III AND BY COUNTRIES OF PRODUCTION AND CONSUMPTION 1995

GROUP COUNTRY	DT = 100 KG	1 000 DM	1 000 \$	GROUP COUNTRY	DT = 100 KG	1 000 DM	1 000 \$
IRELAND	29 570	3 452	2 391	674 FLAT-ROLLED PLATED IRON			
DENMARK	1 422 772	121 550	84 817	IMPORTS	23 381 481	2 604 722	1 824 176
GREECE	150 194	11 410	7 982	FRANCE	5 737 707	627 443	440 400
PORTUGAL	1 443 048	109 399	76 160	BELGIUM LUX	8 967 341	934 772	653 114
SPAIN	4 656 208	326 695	228 238	NETHERLANDS	1 164 414	166 403	116 374
SWEDEN	1 203 352	106 147	73 820	ITALY	902 604	108 260	75 926
FINLAND	260 852	23 583	16 383	UNITD KINGDOM	1 644 198	213 428	149 131
AUSTRIA	2 053 939	192 556	134 493	DENMARK	33 673	5 803	4 030
EU	41 936 955	3 400 523	2 375 881	GREECE	43 163	5 533	3 849
ICELAND	5 847	638	453	PORTUGAL	3 390	420	281
NORWAY	524 490	47 408	33 082	SPAIN	256 620	36 050	25 309
LIECHTENST	683	96	68	SWEDEN	221 057	22 531	15 739
SWITZERLAND	2 885 699	253 799	177 399	FINLAND	210 720	27 235	19 057
MALTA	216	48	33	AUSTRIA	2 989 513	328 275	231 501
TURKEY	831 490	65 293	45 842	EU	22 174 522	2 476 172	1 734 724
ESTONIA	9 056	2 334	1 624	NORWAY	979	151	174
LATVIA	1 302	180	126	SWITZERLAND	44 736	9 222	6 437
LITHUANIA	6 763	629	442	TURKEY	2 838	253	181
POLAND	646 186	69 035	48 226	POLAND	240 781	20 845	14 506
CZECH REPUBL	742 539	79 639	55 766	CZECH REPUBL	19 310	2 169	1 500
SLOVAKIA	125 524	13 526	9 452	SLOVAKIA	384 374	33 412	23 322
HUNGARY	228 576	25 370	17 760	HUNGARY	24 196	2 354	1 656
ROMANIA	10 451	1 641	1 149	BULGARIA	2 553	190	137
BULGARIA	41 446	5 319	3 730	RUSSIA	5 704	615	434
UKRAINE	45 801	3 874	2 616	KAZAKHSTAN	630	60	41
BELARUS	21 454	1 726	1 184	DJIBOUTI	614	88	63
RUSSIA	1 286 235	106 186	74 936	SOUTH AFRICA	40 554	3 756	2 610
SLOVENIA	138 325	15 728	11 012	USA	218 124	29 063	20 030
CROATIA	155 269	15 549	10 824	CANADA	22 445	2 644	1 853
BOS HERZEGOV	3 125	398	281	MEXICO	71 182	6 979	4 917
MACEDONIA	18 490	2 345	1 629	BRAZIL	54 840	5 392	3 690
MOROCCO	252 791	20 299	14 131	CHILE	605	45	32
ALGERIA	234 768	24 274	16 977	ARGENTINA	28 226	2 719	1 921
TUNISIA	169 424	12 690	8 839	CHINA	364	51	36
LIBYA	2 326	266	186	SOUTH KOREA	9 598	1 256	875
EGYPT	504 498	37 113	25 714	JAPAN	33 373	7 013	4 915
SUDAN	2 160	206	147	TAIWAN	105	64	45
SENEGAL	417	63	45	EXPORTS	31 917 109	3 572 604	2 496 075
IVORY COAST	77 742	6 306	4 508	FRANCE	3 259 824	351 970	245 856
GHANA	34 548	3 092	2 156	BELGIUM LUX	2 599 913	319 811	223 278
TOGO	83 015	9 341	6 543	NETHERLANDS	3 545 970	430 913	301 335
NIGERIA	582 571	66 600	46 730	ITALY	2 130 478	219 679	153 508
CAMEROON	7 959	947	665	UNITD KINGDOM	3 260 642	354 648	247 480
CENT AFR REP	323	80	58	IRELAND	17 779	3 276	2 288
GABON	1 695	254	174	DENMARK	715 365	85 149	59 365
CONGO	824	149	102	GREECE	222 686	23 752	16 679
ZAIRE	9 759	987	684	PORTUGAL	354 527	38 720	27 025
ANGOLA	204	46	32	SPAIN	2 178 703	239 190	167 428
ETHIOPIA	15 623	1 401	982	SWEDEN	1 481 350	151 511	105 452
KENYA	289 557	23 338	16 349	FINLAND	185 460	19 054	13 236
UGANDA	27 770	2 696	1 902	AUSTRIA	1 619 238	175 631	122 613
TANZANIA	579	134	136	EU	21 571 935	2 413 304	1 685 543
MADAGASCAR	825	72	48	ICELAND	8 157	991	691
SOUTH AFRICA	66 225	9 466	6 602	NORWAY	77 169	11 714	8 155
USA	1 828 926	161 384	112 895	LIECHTENST	1 700	311	216
CANADA	323 710	23 481	16 477	SWITZERLAND	854 167	106 891	74 391
MEXICO	914 873	79 235	55 188	MALTA	9 250	1 620	1 126
GUATEMALA	32 074	2 684	1 864	TURKEY	313 291	38 613	27 219
HONDURAS	3 765	546	381	LATVIA	16 574	3 343	2 345
EL SALVADOR	9 886	827	577	LITHUANIA	1 911	417	293
COSTA RICA	10 515	900	621	POLAND	222 744	28 380	19 845
CUBA	3 009	258	186	CZECH REPUBL	368 899	46 477	32 569
HAITI	49 460	4 962	3 423	SLOVAKIA	57 311	8 161	5 689
DOMINIC REP	3 080	181	130	HUNGARY	105 208	16 314	11 381
JAMAICA	841	62	41	ROMANIA	3 941	834	588
TRINIDAD TOB	4 667	400	277	BULGARIA	2 782	455	321
COLOMBIA	112 503	9 660	6 736	UKRAINE	1 346	264	187
VENEZUELA	147 050	11 951	8 339	BELARUS	23 067	4 230	2 985
ECUADOR	106 594	9 573	6 662	RUSSIA	55 488	11 251	7 887
PERU	73 763	6 624	4 678	SLOVENIA	82 096	12 726	8 928
BRAZIL	32 996	4 925	3 481	CROATIA	18 969	3 337	2 331
CHILE	57 345	4 443	3 097	BOS HERZEGOV	2 390	349	244
BOLIVIA	3 004	187	131	MACEDONIA	2 953	679	479
PARAGUAY	636	57	37	MOROCCO	105 358	13 986	9 759
ARGENTINA	217 973	14 496	10 070	ALGERIA	3 599	513	363
CYPRUS	269	49	35	TUNISIA	60 609	6 697	4 724
LEBANON	1 835	204	145	LIBYA	6 357	1 052	727
SYRIA	84 143	5 952	4 167	EGYPT	146 506	15 463	10 860
IRAN	854 547	80 169	55 724	BURKINA FASO	878	215	151
ISRAEL	123 189	10 477	7 991	IVORY COAST	2 021	265	182
JORDAN	44 496	3 148	2 196	GHANA	7 501	1 500	1 040
SAUDI ARABIA	893 290	62 163	43 196	NIGERIA	7 744	1 144	802
KUWAIT	20 440	1 608	1 148	CAMEROON	1 775	136	92
BAHRAIN	12 165	1 131	787	CONGO	2 264	396	270
QATAR	1 941	163	115	ZAIRE	4 729	1 116	781
ARAB EMIRAT	265 674	18 375	12 802	ETHIOPIA	18 864	1 849	1 246
OMAN	1 800	170	118	KENYA	81 947	11 919	8 353
PAKISTAN	290 205	18 077	12 640	UGANDA	473	74	52
INDIA	2 491 801	185 702	129 751	MADAGASCAR	5 530	544	390
BANGLADESH	31 765	2 179	1 536	SOUTH AFRICA	316 200	35 868	24 844
SRI LANKA	932	130	92	USA	3 371 032	354 920	248 327
MYANMAR	247	89	63	CANADA	129 016	12 593	8 864
THAILAND	195 770	10 860	7 599	MEXICO	443 931	43 613	30 425
INDONESIA	78 819	7 233	5 094	GUATEMALA	46 055	5 889	4 135
MALAYSIA	25 349	2 459	1 729	EL SALVADOR	3 293	403	281
SINGAPORE	38 898	4 634	3 242	NICARAGUA	2 610	289	205
PHILIPPINES	17 562	1 768	1 250	COSTA RICA	40 639	5 221	3 654
CHINA	373 293	37 912	26 540	PANAMA	48 425	7 708	5 381
NORTH KOREA	115	112	79	DOMINIC REP	36 099	3 494	2 461
SOUTH KOREA	569 201	46 945	32 909	GUADELOUPE	1 760	227	157
JAPAN	13 061	4 175	2 929	MARTINIQUE	10 134	1 362	974
TAIWAN	26 887	5 524	3 861	JAMAICA	1 712	253	180
HONG KONG	149 930	13 159	9 319				
AUSTRALIA	11 745	2 024	1 417				
NEW ZEALAND	1 960	249	174				
UNID COUNTR	4 065	413	284				

6 IMPORTS AND EXPORTS (SPECIAL TRADE) BY GROUPS OF THE SITC-REV. III AND BY COUNTRIES OF PRODUCTION AND CONSUMPTION 1995

GROUP COUNTRY	DT = 100 KG	1 000 DM	1 000 \$	GROUP COUNTRY	DT = 100 KG	1 000 DM	1 000 \$
TRINIDAD TOB	14 793	1 515	1 047	LATVIA	125	68	47
COLOMBIA	3 560	433	305	LITHUANIA	1 340	1 253	875
VENEZUELA	82 567	9 802	6 861	POLAND	336 207	74 406	52 037
SURINAME	963	81	58	CZECH REPUB	167 486	54 761	38 283
ECUADOR	170 994	21 137	14 770	SLOVAKIA	40 073	7 434	5 154
PERU	7 788	936	654	HUNGARY	92 745	29 324	20 597
BRAZIL	105 658	12 504	8 762	ROMANIA	25 621	12 117	8 504
CHILE	26 377	3 485	2 447	BULGARIA	10 757	4 295	3 005
URUGUAY	4 512	728	516	UKRAINE	4 472	966	685
ARGENTINA	13 969	2 887	2 028	BELARUS	1 272	334	236
CYPRUS	58 555	5 724	3 912	RUSSIA	23 075	8 478	5 992
LEBANON	31 600	3 889	2 739	SLOVENIA	85 181	29 785	20 792
SYRIA	58 011	3 285	2 314	CROATIA	17 310	7 670	5 353
IRAN	471 000	55 274	38 800	MACEDONIA	2 407	1 220	865
ISRAEL	290 941	29 584	20 816	MOROCCO	17 707	2 256	1 572
JORDAN	79 709	8 468	5 956	ALGERIA	31 702	6 089	4 309
SAUDI ARABIA	492 888	49 047	33 913	TUNISIA	2 889	1 068	738
KUWAIT	19 327	2 118	1 484	EGYPT	73 276	25 918	18 280
BAHRAIN	2 684	282	196	MAURITANIA	1 185	129	91
QATAR	803	97	69	NIGER	149	133	91
ARAB EMIRAT	96 719	10 698	7 503	IVORY COAST	516	87	61
OMAN	781	75	51	GHANA	356	59	38
YEMEN	70 918	8 821	6 240	NIGERIA	349	107	75
AFGHANISTAN	1 980	95	64	KENYA	402	153	106
PAKISTAN	359 291	20 351	14 302	TANZANIA	329	129	91
INDIA	309 957	25 057	17 538	ZIMBABWE	196	110	76
BANGLADESH	37 007	3 683	2 603	SOUTH AFRICA	152 842	40 170	28 240
MALDIVES	3 693	609	422	USA	1 370 577	238 088	166 931
SRI LANKA	38 331	4 309	2 986	CANADA	157 060	56 865	39 911
THAILAND	18 417	1 654	1 130	MEXICO	443 138	106 663	74 645
VIETNAM	802	49	35	GUATEMALA	103	61	43
INDONESIA	17 286	1 162	803	NICARAGUA	107	57	39
MALAYSIA	16 090	3 138	2 215	COLOMBIA	36 732	8 477	5 907
SINGAPORE	9 212	2 408	1 667	VENEZUELA	20 711	6 183	4 358
PHILIPPINES	1 039	179	128	ECUADOR	630	225	152
CHINA	140 538	16 651	11 636	PERU	21 343	3 223	2 267
SOUTH KOREA	6 523	2 052	1 427	BRAZIL	102 692	37 921	26 606
JAPAN	96 917	13 358	9 292	CHILE	81 345	11 865	8 330
TAIWAN	3 313	995	701	ARGENTINA	41 242	12 935	9 015
HONG KONG	32 315	4 260	2 985	CYPRUS	3 236	996	700
AUSTRALIA	8 266	1 855	1 301	LEBANON	8 216	2 492	1 784
UNID COUNTR	1 134	185	128	SYRIA	10 721	1 831	1 280
				IRAN	343 093	41 431	29 136
				ISRAEL	55 728	12 993	9 067
				JORDAN	1 478	490	341
675 FLAT-ROLLED, ALLOY STEEL				SAUDI ARABIA	9 350	2 251	1 584
IMPORTS	7 060 903	2 617 036	1 833 467	KUWAIT	332	78	54
FRANCE	1 469 991	555 608	389 791	BAHRAIN	469	111	78
BELGIUM LUX	1 021 480	391 275	274 266	ARAB EMIRAT	19 503	3 143	2 217
NETHERLANDS	143 578	59 344	41 481	AFGHANISTAN	197	87	63
ITALY	532 185	195 248	137 334	PAKISTAN	23 239	6 368	4 489
UNTD KINGDOM	546 087	210 312	147 267	INDIA	545 936	103 156	71 937
IRELAND	2 827	710	501	SRI LANKA	72	49	34
DENMARK	4 335	1 089	757	NEPAL	24	120	80
GREECE	452	287	203	THAILAND	164 718	48 396	33 856
PORTUGAL	260	112	78	VIETNAM	238	98	69
SPAIN	599 532	230 786	160 858	INDONESIA	38 535	13 365	9 369
SWEDEN	1 141 393	450 535	315 686	MALAYSIA	30 506	6 175	4 336
FINLAND	524 392	218 985	153 357	SINGAPORE	16 774	5 969	4 164
AUSTRIA	567 301	131 306	92 107	PHILIPPINES	8 903	3 177	2 219
EU	6 553 873	2 445 578	1 713 866	CHINA	204 065	57 563	40 242
NORWAY	3 222	2 101	1 454	NORTH KOREA	368	127	86
LIECHTENST	167	45	31	SOUTH KOREA	275 942	61 958	43 172
SWITZERLAND	24 808	13 288	9 292	JAPAN	34 538	9 798	6 834
POLAND	51 742	11 377	7 954	TAIWAN	1 816 290	454 343	320 576
CZECH REPUB	36 708	11 953	8 416	HONG KONG	265 958	87 252	61 096
SLOVAKIA	16 706	1 462	1 010	AUSTRALIA	213 288	58 826	41 442
HUNGARY	22 695	7 172	4 954	NEW ZEALAND	2 430	566	389
ROMANIA	27 020	10 004	7 010	UNID COUNTR	686	232	163
RUSSIA	18 304	3 029	2 121				
SLOVENIA	102 235	20 550	14 356	676 IRON, STL. BAR, SHAPES ETC.			
CROATIA	252	87	60	IMPORTS	66 464 291	5 369 044	3 753 690
SOUTH AFRICA	9 944	2 971	2 115	FRANCE	11 138 643	904 767	632 473
USA	24 474	24 040	16 772	BELGIUM LUX	6 470 173	529 313	369 035
CANADA	201	68	49	NETHERLANDS	3 701 132	268 673	187 408
MEXICO	13 053	4 443	3 122	ITALY	10 979 272	885 678	619 338
BRAZIL	4 405	2 035	1 415	UNTD KINGDOM	5 475 230	425 964	297 633
INDIA	2 480	742	531	IRELAND	432 011	29 091	20 366
THAILAND	243	62	43	DENMARK	776 555	58 892	41 049
SINGAPORE	359	345	241	GREECE	13 434	1 076	753
SOUTH KOREA	21 095	7 524	5 246	PORTUGAL	17 146	4 857	3 388
JAPAN	126 156	47 844	33 392	SPAIN	2 726 070	270 647	189 584
TAIWAN	484	267	185	SWEDEN	2 028 013	281 088	196 226
EXPORTS	21 086 267	4 991 800	3 489 807	FINLAND	769 042	63 128	44 134
FRANCE	2 025 444	394 836	275 594	AUSTRIA	1 344 450	252 387	176 543
BELGIUM LUX	2 673 823	671 470	466 472	EU	45 871 171	3 975 561	2 777 920
NETHERLANDS	865 713	264 036	184 332	NORWAY	661 385	41 213	28 900
ITALY	1 636 923	403 847	281 823	LIECHTENST	709	76	53
UNTD KINGDOM	2 568 810	487 640	340 994	SWITZERLAND	2 677 328	227 667	158 734
IRELAND	7 134	1 959	1 365	TURKEY	1 305 470	69 700	49 445
DENMARK	207 173	77 768	54 143	LATVIA	17 119	694	492
GREECE	92 817	29 818	20 770	LITHUANIA	5 159	166	109
PORTUGAL	212 864	49 490	34 509	POLAND	5 338 819	298 331	208 753
SPAIN	549 340	106 418	74 592	CZECH REPUB	6 118 640	369 409	258 546
SWEDEN	711 120	119 998	83 620	SLOVAKIA	80 251	7 586	5 318
FINLAND	178 899	39 186	27 394	HUNGARY	876 896	48 832	34 133
AUSTRIA	597 835	200 370	139 711	ROMANIA	722 456	40 147	28 216
EU	12 327 895	2 846 836	1 985 419	BULGARIA	27 367	1 534	1 080
NORWAY	364 067	55 259	38 554	UKRAINE	181 554	11 745	8 156
LIECHTENST	1 462	1 007	709	MOLDOVA	104 746	4 445	3 155
SWITZERLAND	630 365	207 546	145 175	RUSSIA	379 794	42 309	29 604
MALTA	9 743	3 938	2 737	SLOVENIA	407 448	66 658	46 731
TURKEY	290 208	101 532	71 157	CROATIA	683	179	124
ESTONIA	1 227	796	559	EGYPT	822 481	40 163	28 142

6 IMPORTS AND EXPORTS (SPECIAL TRADE) BY GROUPS OF THE SITC-REV. III AND BY COUNTRIES OF PRODUCTION AND CONSUMPTION 1995

GROUP COUNTRY	DT = 100 KG	1 000 DM	1 000 \$	GROUP COUNTRY	DT = 100 KG	1 000 DM	1 000 \$
SOUTH AFRICA	68 089	4 144	2 923	VIETNAM	2 647	246	168
USA	114 487	21 225	14 857	INDONESIA	72 906	6 793	4 733
CANADA	1 999	738	526	MALAYSIA	183 456	15 693	11 011
TRINIDAD TOB	142 733	7 097	4 979	SINGAPORE	209 451	18 430	12 961
BRAZIL	237 501	17 626	12 364	PHILIPPINES	7 252	1 516	1 064
IRAN	1 058	57	40	MONGOLIA	514	63	44
INDIA	203 447	34 945	24 562	CHINA	267 324	23 585	16 657
SINGAPORE	48	68	48	SOUTH KOREA	711 543	48 781	34 039
CHINA	3 200	864	603	JAPAN	29 558	5 947	4 136
SOUTH KOREA	7 814	2 877	1 988	TAIWAN	638 411	45 101	31 625
JAPAN	59 320	24 066	16 935	HONG KONG	497 955	34 085	23 646
TAIWAN	32 714	8 662	6 073	AUSTRALIA	20 606	6 913	4 828
AUSTRALIA	1 005	131	91	NEW ZEALAND	5 435	1 995	1 399
EXPORTS	46 029 608	4 201 063	2 935 876	UNID COUNTR	3 531	537	371
FRANCE	6 624 405	611 097	428 111	677 RAILWAY TRACK IRON,STEEL			
BELGIUM LUX	7 356 876	532 330	369 690	IMPORTS	1 193 268	111 846	77 983
NETHERLANDS	8 384 798	608 711	425 353	FRANCE	10 252	2 506	1 747
ITALY	3 744 160	353 593	247 143	BELGIUM LUX	35 321	8 096	5 673
UNTD KINGDOM	9 128 272	268 895	188 157	NETHERLANDS	27 145	4 953	3 463
IRELAND	139 331	14 609	10 167	ITALY	7 784	95	68
DENMARK	1 090 849	125 654	87 792	UNTD KINGDOM	7 679	798	561
GREECE	73 703	8 134	5 648	DENMARK	3 872	282	191
PORTUGAL	104 405	21 610	15 077	GREECE	421	73	48
SPAIN	854 112	93 028	65 116	SWEDEN	11 481	813	575
SWEDEN	1 336 910	131 563	91 957	AUSTRIA	161 159	20 409	14 339
FINLAND	342 948	42 611	29 771	EU	301 314	43 248	30 326
AUSTRIA	1 254 985	186 656	130 380	SWITZERLAND	7 035	3 198	2 229
EU	34 435 754	2 998 491	2 094 362	LITHUANIA	7 350	181	131
CANARY IS	149	103	71	POLAND	805 937	59 789	41 498
ICELAND	15 802	1 441	976	CZECH REPUB	62 343	4 916	3 438
NORWAY	360 880	38 006	26 550	HUNGARY	230	105	75
LIECHTENST	56 696	6 515	4 579	UKRAINE	185	43	30
SWITZERLAND	1 900 366	249 456	174 625	RUSSIA	8 549	291	203
MALTA	878	182	125	EXPORTS	1 062 991	140 988	98 586
TURKEY	484 224	47 901	33 545	FRANCE	146 930	11 068	7 672
ESTONIA	2 345	503	352	BELGIUM LUX	35 391	5 448	3 783
LATVIA	1 321	331	233	NETHERLANDS	79 089	15 502	10 809
LITHUANIA	4 375	1 062	733	ITALY	311 159	8 397	5 909
POLAND	438 427	52 406	36 681	UNTD KINGDOM	23 322	2 724	1 901
CZECH REPUB	609 004	74 964	52 452	IRELAND	5 439	1 186	815
SLOVAKIA	72 841	9 434	6 591	DENMARK	6 053	2 867	1 989
HUNGARY	369 111	40 356	28 226	GREECE	9 212	3 962	2 751
ROMANIA	14 478	5 058	3 546	PORTUGAL	2 618	1 819	1 262
BULGARIA	13 357	2 775	1 939	SPAIN	16 389	4 274	3 006
UKRAINE	1 904	692	493	SWEDEN	8 290	2 499	1 772
BELARUS	2 921	762	534	FINLAND	12 144	4 230	2 953
RUSSIA	27 445	7 992	5 607	AUSTRIA	29 142	6 128	4 278
KAZAKHSTAN	824	189	130	EU	685 178	70 104	48 900
SLOVENIA	67 680	10 491	7 343	ICELAND	404	62	42
CROATIA	37 556	5 941	4 149	NORWAY	20 440	4 188	2 971
MACEDONIA	2 442	526	363	SWITZERLAND	144 253	23 677	16 647
MOROCCO	6 863	530	360	TURKEY	2 417	385	268
ALGERIA	15 898	2 011	1 390	ESTONIA	186	129	88
TUNISIA	25 499	1 860	1 332	LATVIA	107	61	44
LIBYA	62 744	10 063	7 048	LITHUANIA	568	333	240
EGYPT	67 549	5 519	3 861	POLAND	6 141	2 824	1 987
SUDAN	291	115	81	CZECH REPUB	9 262	2 711	1 902
MAURITANIA	4 149	291	210	SLOVAKIA	2 413	1 186	822
GHANA	6 584	1 171	824	HUNGARY	7 206	2 527	1 764
NIGERIA	37 454	3 144	2 170	ROMANIA	3 512	980	672
ANGOLA	825	105	70	BULGARIA	48	97	66
ETHIOPIA	2 073	181	129	RUSSIA	179	73	50
KENYA	6 317	465	326	SLOVENIA	1 148	387	272
TANZANIA	17 668	3 017	2 002	MACEDONIA	2 567	1 220	854
MADAGASCAR	844	75	53	TUNISIA	145	52	37
ZIMBABWE	2 584	671	462	EGYPT	19 365	6 969	4 958
SOUTH AFRICA	31 493	8 425	5 897	GHANA	18	50	35
USA	1 962 890	192 457	134 784	NIGERIA	1 703	703	501
CANADA	667 446	66 957	47 027	SOUTH AFRICA	711	103	71
MEXICO	44 091	6 942	4 832	USA	84 907	7 449	5 160
GUATEMALA	29 849	1 301	912	CANADA	5 377	707	496
HONDURAS	15 630	671	481	MEXICO	1 422	284	200
EL SALVADOR	56 916	2 657	1 864	COLOMBIA	615	271	189
COSTA RICA	837	219	152	VENEZUELA	1 604	290	200
PANAMA	3 706	209	145	BRAZIL	3 421	893	608
CUBA	2 719	232	161	CHILE	8 554	778	559
DOMINICA	559	190	127	ARGENTINA	525	1 107	739
TRINIDAD TOB	341	70	49	IRAN	954	123	85
NETH ANTILL	7 671	554	386	ISRAEL	4 219	1 587	1 121
COLOMBIA	9 912	1 908	1 342	SAUDI ARABIA	880	236	166
VENEZUELA	40 889	3 385	2 365	ARAB EMIRAT	2 813	223	159
SURINAME	1 760	109	77	INDIA	1 513	628	418
ECUADOR	2 249	403	281	MYANMAR	1 287	200	131
PERU	9 270	1 917	1 345	INDONESIA	1 352	343	236
BRAZIL	47 643	7 479	5 229	MALAYSIA	1 707	466	318
CHILE	6 646	1 438	1 006	SINGAPORE	15 603	2 042	1 433
ARGENTINA	5 730	1 510	1 056	PHILIPPINES	328	53	36
CYPRUS	3 679	311	218	CHINA	543	357	254
LEBANON	16 194	1 309	912	NORTH KOREA	231	487	353
SYRIA	22 089	1 007	701	SOUTH KOREA	4 755	1 118	779
IRAN	31 538	5 297	3 682	JAPAN	2 108	310	216
ISRAEL	42 750	7 029	4 873	TAIWAN	3 780	852	599
JORDAN	10 072	899	628	HONG KONG	4 860	856	593
SAUDI ARABIA	99 783	10 606	7 374	AUSTRALIA	383	240	165
KUWAIT	7 676	705	494	UNID COUNTR	196	45	30
BAHRAIN	3 266	255	179	678 WIRE OF IRON OR STEEL			
QATAR	22 733	1 733	1 213	IMPORTS	5 499 454	834 649	584 271
ARAB EMIRAT	48 646	3 726	2 619	FRANCE	1 078 214	147 159	103 288
OMAN	3 142	278	197				
YEMEN	3 493	283	196				
PAKISTAN	52 268	5 930	4 034				
INDIA	230 775	20 484	14 408				
SRI LANKA	270	219	157				
THAILAND	648 945	46 933	32 899				

6 IMPORTS AND EXPORTS (SPECIAL TRADE) BY GROUPS OF THE SITC-REV. III AND BY COUNTRIES OF PRODUCTION AND CONSUMPTION 1995

GROUP COUNTRY	DT = 100 KG	1 000 DM	1 000 \$	GROUP COUNTRY	DT = 100 KG	1 000 DM	1 000 \$
BELGIUM LUX	835 997	169 797	118 787	IRAN	5 262	1 470	1 040
NETHERLANDS	240 457	31 356	21 974	ISRAEL	23 523	3 504	2 453
ITALY	445 333	86 176	60 231	JORDAN	701	168	121
UNITED KINGDOM	169 711	29 362	20 555	SAUDI ARABIA	800	191	134
IRELAND	932	351	247	ARAB EMIRAT	596	212	145
DENMARK	1 601	463	326	OMAN	85	53	37
GREECE	12 327	1 869	1 314	YEMEN	552	76	55
PORTUGAL	8 638	1 186	835	INDIA	4 343	4 222	2 954
SPAIN	64 538	14 567	10 165	SRI LANKA	737	167	117
SWEDEN	201 617	88 588	61 847	MYANMAR	55	58	41
FINLAND	3 928	734	519	THAILAND	1 446	475	333
AUSTRIA	233 373	42 816	30 065	INDONESIA	10 371	2 703	1 894
EU	3 296 666	614 424	430 153	MALAYSIA	1 769	625	437
NORWAY	2 060	221	156	SINGAPORE	6 549	1 442	1 010
LIECHTENST	1 050	227	161	PHILIPPINES	163	78	57
SWITZERLAND	117 595	30 792	21 559	CHINA	31 055	6 271	4 280
TURKEY	13 046	2 061	1 437	SOUTH KOREA	5 448	9 390	6 601
ESTONIA	53 311	2 236	1 521	JAPAN	3 111	3 309	2 299
LATVIA	181 787	7 851	5 510	TAIWAN	7 889	5 155	3 636
LITHUANIA	24 748	1 442	1 011	HONG KONG	4 530	1 720	1 208
POLAND	117 194	8 831	6 192	AUSTRALIA	4 226	1 127	786
CZECH REPUBL	953 055	64 849	45 313	NEW ZEALAND	3 959	889	615
SLOVAKIA	194 203	13 965	9 751	UNID COUNTR	1 403	228	155
HUNGARY	11 763	1 030	700				
ROMANIA	46 444	3 724	2 618	679 TUBES,PIPES,ETC. IRON,STL			
BULGARIA	16 665	1 949	864	IMPORTS	17 299 185	3 102 288	2 169 806
UKRAINE	31 080	1 669	1 159	FRANCE	1 456 666	318 216	222 711
BELARUS	53 977	8 577	6 068	BELGIUM LUX	942 811	125 806	88 448
RUSSIA	200 010	11 027	7 728	NETHERLANDS	1 101 472	203 807	142 340
SLOVENIA	26 429	4 023	2 822	ITALY	4 156 999	765 837	536 036
SOUTH AFRICA	23 791	2 019	1 426	UNITED KINGDOM	806 042	139 647	97 603
USA	14 138	7 098	4 958	IRELAND	2 883	7 852	5 486
CANADA	1 233	441	313	DENMARK	323 827	85 517	59 959
BRAZIL	690	157	108	GREECE	6 143	1 231	844
PAKISTAN	631	190	135	PORTUGAL	3 963	1 752	1 231
INDIA	16 110	7 883	5 551	SPAIN	319 322	63 190	44 113
THAILAND	247	253	176	SWEDEN	355 742	153 111	106 695
MALAYSIA	240	121	86	FINLAND	336 633	52 812	37 008
SINGAPORE	226	61	43	AUSTRIA	1 201 227	261 503	183 263
CHINA	25 423	4 066	2 854	EU	11 013 730	2 181 281	1 525 737
SOUTH KOREA	11 154	8 647	6 064	NORWAY	41 358	13 735	9 613
JAPAN	61 909	24 186	16 889	LIECHTENST	26	150	105
TAIWAN	2 214	1 507	1 065	SWITZERLAND	1 304 006	325 277	227 216
EXPORTS	2 762 018	545 559	381 530	TURKEY	292 620	25 918	18 182
FRANCE	779 440	102 291	71 632	LITHUANIA	1 667	68	47
BELGIUM LUX	197 438	41 821	29 180	POLAND	1 066 174	111 199	77 836
NETHERLANDS	362 627	62 058	43 446	CZECH REPUBL	1 416 595	129 461	90 756
ITALY	69 375	22 191	15 502	SLOVAKIA	439 722	45 430	31 899
UNITED KINGDOM	67 286	21 537	15 018	HUNGARY	721 937	67 754	47 254
IRELAND	12 456	3 738	2 612	ROMANIA	127 008	12 858	9 033
DENMARK	152 161	19 626	13 777	BULGARIA	5 554	2 022	1 421
GREECE	28 268	4 785	3 352	UKRAINE	49 194	4 718	3 299
PORTUGAL	25 928	8 988	6 272	BELARUS	24 865	2 094	1 467
SPAIN	25 558	9 653	6 739	RUSSIA	173 924	19 815	13 815
SWEDEN	57 054	8 156	5 684	SLOVENIA	248 162	24 287	16 985
FINLAND	13 290	4 491	3 125	CROATIA	156 198	15 453	10 784
AUSTRIA	170 288	30 597	21 369	MACEDONIA	211	90	63
EU	1 961 169	339 932	237 708	EGYPT	4 161	559	378
NORWAY	7 447	1 491	1 036	SOUTH AFRICA	13 008	2 331	1 621
LIECHTENST	12 583	2 872	2 002	USA	58 086	50 665	35 412
SWITZERLAND	227 386	53 276	37 262	CANADA	6 417	4 628	3 225
MALTA	63	49	34	GREENLAND	763	682	490
TURKEY	12 160	4 142	2 886	MEXICO	21 149	2 689	1 823
LITHUANIA	1 007	226	155	PERU	59	200	131
POLAND	57 629	9 214	6 431	BRAZIL	786	1 773	1 245
CZECH REPUBL	131 695	18 870	13 189	IRAN	2 480	222	154
SLOVAKIA	10 763	2 061	1 434	ISRAEL	5 843	4 963	3 472
HUNGARY	28 818	6 214	4 368	SAUDI ARABIA	238	66	46
ROMANIA	911	706	497	INDIA	14 599	3 774	2 666
BULGARIA	2 524	904	631	THAILAND	12 370	2 261	1 589
UKRAINE	416	231	154	SINGAPORE	65	48	34
RUSSIA	1 076	483	335	PHILIPPINES	72	44	30
SLOVENIA	13 174	4 361	3 057	CHINA	44 719	12 672	8 849
CROATIA	12 423	1 886	1 325	SOUTH KOREA	4 646	3 701	2 589
MACEDONIA	2 079	766	534	JAPAN	28 429	22 570	15 771
MOROCCO	4 117	850	583	TAIWAN	7 458	6 380	4 457
ALGERIA	4 507	972	683	HONG KONG	218	177	123
TUNISIA	2 620	377	268	AUSTRALIA	111	104	73
EGYPT	7 052	1 288	907	EXPORTS	24 713 726	5 155 274	3 601 474
GHANA	561	249	175	FRANCE	1 891 927	422 977	295 462
NIGERIA	4 252	820	573	BELGIUM LUX	806 356	224 346	157 200
ZAIRE	351	52	37	NETHERLANDS	3 565 976	691 449	482 720
ETHIOPIA	580	100	71	ITALY	1 215 595	301 229	210 837
TANZANIA	410	76	53	UNITED KINGDOM	1 207 226	300 384	210 262
SOUTH AFRICA	6 858	4 126	2 896	IRELAND	27 611	7 626	5 394
USA	93 496	30 912	21 840	DENMARK	908 247	184 230	128 819
CANADA	6 333	3 563	2 503	GREECE	88 775	14 377	10 084
MEXICO	5 095	2 039	1 422	PORTUGAL	361 213	58 120	40 010
HONDURAS	1 649	167	118	SPAIN	1 039 139	138 434	95 439
EL SALVADOR	627	506	357	SWEDEN	610 175	160 235	111 708
COSTA RICA	2 040	204	143	FINLAND	413 111	102 166	71 447
CUBA	85	70	47	AUSTRIA	1 192 563	336 245	234 826
DOMINIC REP	51	111	80	EU	13 327 914	2 941 818	2 054 148
COLOMBIA	421	189	128	CANARY IS	297	56	38
VENEZUELA	542	208	149	ICELAND	6 653	1 828	1 285
ECUADOR	671	118	81	NORWAY	1 458 964	211 596	148 051
PERU	710	261	177	LIECHTENST	7 359	2 184	1 533
BRAZIL	3 476	3 373	2 372	SWITZERLAND	639 999	245 744	171 949
CHILE	725	310	218	MALTA	251	239	167
BOLIVIA	192	78	55	SAN MARINO	231	52	37
URUGUAY	108	43	30	TURKEY	234 264	43 763	30 648
ARGENTINA	475	367	262	ESTONIA	2 012	470	328
CYPRUS	230	94	64				
SYRIA	10 305	2 342	1 655				

6 IMPORTS AND EXPORTS (SPECIAL TRADE) BY GROUPS OF THE SITC-REV. III AND BY COUNTRIES OF PRODUCTION AND CONSUMPTION 1995

GROUP COUNTRY	DT = 100 KG	1 000 DM	1 000 \$	GROUP COUNTRY	DT = 100 KG	1 000 DM	1 000 \$
LATVIA	726	629	441	TAIWAN	90 193	14 198	9 940
LITHUANIA	35 035	4 958	3 475	HONG KONG	18 178	12 331	8 664
POLAND	357 762	96 258	67 356	AUSTRALIA	61 434	16 305	11 421
CZECH REPUBL	851 900	154 590	108 480	NEW ZEALAND	4 689	1 075	750
SLOVAKIA	481 484	73 389	51 722	UNID COUNTR	3 456	1 099	755
HUNGARY	219 041	54 045	37 818				
ROMANIA	28 204	10 489	7 362	681 SILVER, PLATINUM, ETC.			
BULGARIA	17 575	3 743	2 638	IMPORTS	13 363	1 022 581	714 779
ALBANIA	1 057	284	201	FRANCE	1 886	53 758	37 246
UKRAINE	18 116	5 557	3 829	BELGIUM LUX	477	25 317	17 737
BELARUS	1 398	558	389	NETHERLANDS	411	55 694	38 865
RUSSIA	549 393	81 868	57 654	ITALY	256	7 743	5 485
AZERBAIJAN	684	120	78	UNTD KINGDOM	3 224	165 716	116 211
KAZAKHSTAN	2 835	701	489	IRELAND		222	157
UZBEKISTAN	254	101	63	DENMARK	8	5 900	4 122
TADJIKISTAN	178	227	161	PORTUGAL	8	164	115
SLOVENIA	42 610	13 148	9 210	SPAIN	331	6 461	4 540
CROATIA	298 670	44 977	31 753	SWEDEN	553	13 674	9 590
BOS HERZEGOV	2 619	399	271	FINLAND	127	2 995	2 091
MACEDONIA	3 778	1 540	1 059	AUSTRIA	406	14 823	10 374
MOROCCO	20 958	3 522	2 484	EU	7 687	352 467	246 533
ALGERIA	423 814	51 569	35 461	NORWAY		2 567	1 797
TUNISIA	1 729	853	601	SWITZERLAND	2 774	185 635	129 901
LIBYA	222 714	54 158	37 682	TURKEY	5	241	170
EGYPT	31 037	9 220	6 427	LITHUANIA		171	118
SUDAN	2 096	240	171	POLAND	1 885	45 847	31 885
BURKINA FASO	127	59	41	CZECH REPUBL	101	2 582	1 803
CAPE VERDE	203	172	119	HUNGARY		290	206
SENEGAL	2 638	479	342	ROMANIA	3	73	53
GAMBIA	53	53	37	BULGARIA	52	1 167	806
GUIN BISSAU	93	60	42	BELARUS		843	577
SIERRA LEONE	84	147	103	RUSSIA	81	64 769	45 260
IVORY COAST	918	145	103	SLOVENIA	5	137	94
GHANA	2 818	955	658	CROATIA		245	167
TOGO	120	143	100	MACEDONIA	5	112	79
BENIN	1 076	591	398	EGYPT		214	152
NIGERIA	129 555	17 381	12 183	SOUTH AFRICA	365	272 864	190 704
CAMEROON	10 340	1 481	1 044	USA	383	89 406	62 419
GABON	8 041	933	659	PERU	6	141	96
CONGO	73	51	36	BRAZIL	5	554	397
ZAIRE	2 520	568	403	ISRAEL	6	164	113
BURUNDI	115	149	97	THAILAND		44	30
ANGOLA	385	96	67	JAPAN		782	546
ETHIOPIA	5 673	934	662	HONG KONG		1 135	782
ERITREA	2 362	546	387	EXPORTS	15 468	912 159	637 676
KENYA	151	138	95	FRANCE	673	28 814	20 199
UGANDA	2 713	600	424	BELGIUM LUX	378	26 198	18 355
TANZANIA	1 110	241	168	NETHERLANDS	458	20 872	14 615
MAURITIUS	316	63	44	ITALY	6 021	151 296	106 298
ZIMBABWE	934	190	133	UNTD KINGDOM	1 305	104 549	73 552
MALAWI	20	67	46	IRELAND	5	951	664
SOUTH AFRICA	82 846	26 056	18 200	DENMARK	212	6 048	4 204
NAMIBIA	2 881	667	471	GREECE	434	11 289	7 902
LESOTHO	2 203	237	165	PORTUGAL	387	8 799	6 163
USA	1 543 232	255 389	178 454	SPAIN	644	16 282	11 353
CANADA	127 321	32 452	22 706	SWEDEN	586	7 821	5 458
MEXICO	97 551	20 837	14 486	FINLAND	96	1 358	951
GUATEMALA	83	91	63	AUSTRIA	358	26 311	18 429
EL SALVADOR	12 003	1 848	1 311	EU	11 557	410 568	288 143
COSTA RICA	44	67	47	NORWAY	396	12 174	8 482
CUBA	974	181	122	SWITZERLAND	618	122 419	85 155
MARTINIQUE	187	49	32	MALTA	27	915	639
JAMAICA	171	69	47	TURKEY	103	2 583	1 811
TRINIDAD TOB	1 006	318	223	LATVIA	1	116	82
NETH ANTILL	7 053	1 112	766	POLAND	36	895	623
COLOMBIA	1 990	1 454	1 032	CZECH REPUBL	162	8 196	5 708
VENEZUELA	85 417	18 458	12 945	SLOVAKIA	24	296	206
ECUADOR	96	138	97	HUNGARY	98	3 593	2 556
PERU	3 067	1 913	1 299	ROMANIA	31	930	661
BRAZIL	131 160	23 996	16 873	BULGARIA	2	404	287
CHILE	43 692	13 029	9 104	UKRAINE	15	10 882	7 722
PARAGUAY	105	116	78	BELARUS	5	7 343	5 059
URUGUAY	230	99	68	RUSSIA	53	1 696	1 196
ARGENTINA	2 950	2 063	1 436	ARMENIA	7	433	293
CYPRUS	1 019	514	367	AZERBAIJAN	2	62	41
LEBANON	6 781	1 097	761	KAZAKHSTAN	1	49	34
SYRIA	10 170	1 760	1 233	SLOVENIA	52	1 834	1 274
IRAN	218 008	43 942	30 737	CROATIA	31	719	505
ISRAEL	39 039	9 514	6 678	MACEDONIA	2	62	42
JORDAN	9 548	1 375	952	ALGERIA	14	295	203
SAUDI ARABIA	132 390	26 582	18 562	LIBYA		66	43
KUWAIT	4 897	1 944	1 364	EGYPT	35	594	410
BAHRAIN	9 238	1 356	953	MAURITIUS	11	323	225
QATAR	51 033	28 499	19 728	SOUTH AFRICA	68	1 366	956
ARAB EMIRAT	547 460	73 987	51 850	USA	226	115 790	80 378
OMAN	7 651	1 670	1 176	CANADA	1	330	227
YEMEN	2 622	630	487	MEXICO	6	206	143
PAKISTAN	10 697	3 748	2 647	CUBA	1	43	31
INDIA	112 398	47 004	32 201	ECUADOR	32	807	577
BANGLADESH	6 527	687	484	BRAZIL	46	25 828	18 016
SRI LANKA	149	68	49	CHILE	35	492	351
NEPAL	510	80	57	ARGENTINA	8	298	205
MYANMAR	361	199	144	CYPRUS	30	877	608
THAILAND	104 075	14 775	10 345	LEBANON	2	76	55
LAOS	254	185	125	IRAN	62	1 043	737
VIETNAM	6 089	1 534	1 107	ISRAEL	205	4 362	3 043
INDONESIA	46 706	13 346	9 362	SAUDI ARABIA	31	443	305
MALAYSIA	211 344	33 411	22 460	KUWAIT	11	177	126
BRUNEI	274	57	41	ARAB EMIRAT	7	159	109
SINGAPORE	119 208	28 394	19 906	PAKISTAN	5	109	76
PHILIPPINES	26 967	7 661	5 347	INDIA	26	1 266	880
MONGOLIA	392	160	111	SRI LANKA	18	558	390
CHINA	996 453	160 233	112 117				
NORTH KOREA	1 332	550	392				
SOUTH KOREA	223 904	56 433	39 461				
JAPAN	14 428	6 522	4 549				

6 IMPORTS AND EXPORTS (SPECIAL TRADE) BY GROUPS OF THE SITC-REV. III AND BY COUNTRIES OF PRODUCTION AND CONSUMPTION 1995

GROUP COUNTRY	DT = 100 KG	1 000 DM	1 000 \$	GROUP COUNTRY	DT = 100 KG	1 000 DM	1 000 \$
THAILAND	105	3 013	2 114	LIECHTENST	87	111	77
INDONESIA	8	157	109	SWITZERLAND	595 334	412 872	288 555
MALAYSIA	170	2 825	1 979	MALTA	1 533	1 556	1 088
SINGAPORE	52	2 066	1 448	SAN MARINO	750	262	190
PHILIPPINES	6	2 796	1 959	TURKEY	78 527	47 490	33 284
CHINA	78	4 663	3 256	ESTONIA	128	175	122
SOUTH KOREA	65	42 055	29 199	LATVIA	562	772	541
JAPAN	257	75 886	53 065	LITHUANIA	6 856	3 320	2 287
TAIWAN	71	1 726	1 205	POLAND	40 530	34 789	24 306
HONG KONG	458	32 035	22 441	CZECH REPUBL	152 770	80 160	56 071
AUSTRALIA	83	2 718	1 906	SLOVAKIA	43 452	24 881	17 443
NEW ZEALAND	2	183	129	HUNGARY	40 697	30 415	21 252
UNID COUNTR	1	59	41	ROMANIA	2 754	2 990	2 088
				BULGARIA	3 396	3 201	2 222
				UKRAINE	10 502	6 606	4 622
				BELARUS	13 331	6 209	4 350
				MOLDOVA	100	87	60
				RUSSIA	25 105	11 935	8 344
				AZERBAIJAN	1 601	1 434	1 005
				SLOVENIA	36 088	26 890	18 860
				CROATIA	38 415	22 118	15 524
				BOS HERZEGOV	231	144	101
				MACEDONIA	677	512	356
				MOROCCO	8 529	4 450	3 104
				ALGERIA	17 337	10 381	7 289
				TUNISIA	9 285	5 684	4 023
				LIBYA	431	554	392
				EGYPT	15 968	10 693	7 487
				IVORY COAST	45	71	50
				GHANA	7 117	3 652	2 560
				NIGERIA	1 425	1 204	846
				ANGOLA	23	51	37
				KENYA	46	124	87
				TANZANIA	121	123	87
				SEYCHELLES	135	92	63
				ZIMBABWE	338	237	168
				SOUTH AFRICA	16 517	17 566	12 276
				NAMIBIA	65	122	85
				USA	557 311	325 919	227 888
				CANADA	19 802	14 291	9 935
				MEXICO	3 625	2 662	1 863
				GUATEMALA	1 838	1 037	720
				EL SALVADOR	1 320	1 522	1 071
				COSTA RICA	989	607	428
				CUBA	71	53	37
				DOMINIC REP	53	51	37
				TRINIDAD TOB	254	211	140
				NETH ANTILL	53	154	105
				COLOMBIA	1 589	1 325	930
				VENEZUELA	1 455	1 442	1 013
				ECUADOR	176	181	126
				PERU	2 131	1 313	921
				BRAZIL	13 029	12 919	9 022
				CHILE	222	401	276
				URUGUAY	771	538	379
				ARGENTINA	1 679	1 875	1 308
				CYPRUS	152	153	105
				LEBANON	1 201	1 323	931
				SYRIA	369	629	437
				IRAQ	23	45	32
				IRAN	2 644	2 541	1 779
				ISRAEL	42 119	30 785	21 491
				JORDAN	781	770	537
				SAUDI ARABIA	14 270	10 389	7 202
				KUWAIT	1 322	1 190	840
				BAHRAIN	1 125	727	512
				ARAB EMIRAT	3 586	2 955	2 075
				OMAN	372	352	245
				YEMEN	412	291	208
				PAKISTAN	2 723	1 911	1 339
				INDIA	34 183	23 202	16 434
				BANGLADESH	714	457	318
				SRI LANKA	1 250	1 050	726
				THAILAND	6 990	6 402	4 474
				VIETNAM	789	527	371
				INDONESIA	51 605	33 112	23 195
				MALAYSIA	19 392	14 212	9 902
				BRUNEI	33	77	54
				SINGAPORE	135 379	101 603	71 132
				PHILIPPINES	1 082	1 396	968
				CHINA	51 668	27 248	19 173
				SOUTH KOREA	13 534	16 732	11 714
				JAPAN	30 795	19 471	13 614
				TAIWAN	50 976	34 330	24 012
				HONG KONG	38 603	38 180	26 654
				MACAO	474	312	220
				AUSTRALIA	24 740	21 323	14 929
				NEW ZEALAND	7 233	5 924	4 118
				UNID COUNTR	577	569	394
682 COPPER				683 NICKEL			
IMPORTS	10 998 506	5 281 041	3 695 197	IMPORTS	881 172	1 113 632	777 984
FRANCE	1 174 713	612 998	428 085	FRANCE	52 268	76 631	53 416
BELGIUM LUX	1 463 280	742 605	520 432	BELGIUM LUX	7 186	9 163	6 406
NETHERLANDS	199 924	94 899	66 389	NETHERLANDS	3 176	3 795	2 682
ITALY	487 888	293 852	205 849	ITALY	3 140	5 768	4 032
UNTD KINGDOM	591 162	313 275	219 223	UNTD KINGDOM	58 389	86 695	60 559
IRELAND	144	158	109	IRELAND	77	2 091	1 449
DENMARK	5 513	5 314	3 718	DENMARK	77	75	54
GREECE	87 439	50 067	34 905	SPAIN	51	354	249
PORTUGAL	773	1 422	993	SWEDEN	2 724	7 608	5 337
SPAIN	53 183	50 527	35 235	FINLAND	11 155	12 759	8 932
SWEDEN	155 487	82 093	57 407	AUSTRIA	6 277	12 310	8 556
FINLAND	126 598	74 878	52 385	EU	145 221	217 249	151 672
AUSTRIA	348 934	186 117	130 369				
EU	4 695 044	2 508 205	1 755 099				
ICELAND	457	201	141				
NORWAY	13 768	21 481	15 057				
SWITZERLAND	144 181	129 373	90 403				
TURKEY	6 577	2 856	1 998				
LATVIA	18 183	7 448	5 155				
LITHUANIA	6 510	2 278	1 597				
POLAND	1 142 880	489 759	342 190				
CZECH REPUBL	70 180	27 421	19 191				
SLOVAKIA	56 138	20 845	14 630				
HUNGARY	51 705	21 879	15 347				
ROMANIA	39 069	11 272	7 917				
BULGARIA	135 057	56 455	39 804				
ALBANIA	1 263	257	183				
UKRAINE	29 525	6 852	4 845				
BELARUS	18 273	6 383	4 350				
MOLDOVA	2 257	784	559				
RUSSIA	2 528 077	1 017 066	710 966				
GEORGIA	216	51	37				
KAZAKHSTAN	94 773	39 766	27 974				
UZBEKISTAN	495	161	111				
KYRGHYZSTAN	52 255	20 567	14 516				
SLOVENIA	20 648	11 370	7 976				
CROATIA	253	95	65				
MACEDONIA	4 513	1 150	776				
MOROCCO	200	76	53				
ALGERIA	473	153	104				
TUNISIA	168	73	49				
EGYPT	232	86	57				
NIGERIA	214	77	54				
ZAIRE	7 033	2 897	2 092				
TANZANIA	7 596	3 177	2 242				
ZAMBIA	1 499	610	436				
ZIMBABWE	5 988	2 339	1 599				
SOUTH AFRICA	259 300	110 449	77 334				
BOTSWANA	1 599	609	430				
USA	130 568	107 700	75 232				
CANADA	18 804	12 429	8 724				
MEXICO	73 210	28 937	20 274				
PERU	131 660	55 587	38 944				
BRAZIL	53 278	23 527	16 426				
CHILE	944 747	403 602	282 760				
IRAN	415	130	90				
ISRAEL	11 582	5 310	3 734				
INDIA	1 695	860	596				
BANGLADESH	205	72	51				
THAILAND	2 602	2 227	1 557				
SINGAPORE	126	568	396				
CHINA	3 115	2 414	1 691				
SOUTH KOREA	1 467	1 382	972				
JAPAN	7 597	20 871	14 605				
TAIWAN	6 183	7 383	5 183				
HONG KONG	46	75	55				
AUSTRALIA	193 813	82 794	58 116				
NEW ZEALAND	602	514	357				
EXPORTS	8 475 428	5 234 913	3 654 038				
FRANCE	1 259 341	756 831	528 006				
BELGIUM LUX	304 922	206 856	144 400				
NETHERLANDS	628 741	408 617	284 841				
ITALY	1 420 392	761 922	530 492				
UNTD KINGDOM	735 156	429 314	299 507				
IRELAND	39 581	27 681	19 377				
DENMARK	224 176	147 078	102 403				
GREECE	32 039	22 018	15 368				
PORTUGAL	113 343	65 801	46 008				
SPAIN	342 868	218 715	152 715				
SWEDEN	191 693	118 794	82 886				
FINLAND	88 085	63 199	44 084				
AUSTRIA	714 662	422 853	295 152				
EU	6 094 999	3 649 669	2 545 239				
CANARY IS	1 014	706	493				
ICELAND	632	707	493				
NORWAY	60 121	42 726	29 841				

6 IMPORTS AND EXPORTS (SPECIAL TRADE) BY GROUPS OF THE SITC-REV. III AND BY COUNTRIES OF PRODUCTION AND CONSUMPTION 1995

GROUP COUNTRY	DT = 100 KG	1 000 DM	1 000 \$	GROUP COUNTRY	DT = 100 KG	1 000 DM	1 000 \$
NORWAY	60 676	75 085	52 559	AUSTRALIA	1 704	3 919	2 753
SWITZERLAND	1 739	4 221	2 893	UNID COUNTR	27	84	58
ESTONIA	3 723	3 675	2 529	684 ALUMINIUM			
LATVIA	1 677	1 889	1 311	IMPORTS	20 571 144	7 816 595	5 466 523
LITHUANIA	2 302	2 438	1 687	FRANCE	1 579 971	704 290	492 200
POLAND	100	203	143	BELGIUM LUX	1 422 256	604 808	422 482
CZECH REPUBL	978	1 162	798	NETHERLANDS	2 520 969	971 649	679 287
MOLDOVA	600	572	414	ITALY	789 790	412 936	289 649
RUSSIA	429 417	487 629	340 383	UNTD KINGDOM	1 505 600	569 518	398 881
KAZAKHSTAN	2 585	3 067	2 178	IRELAND	20 348	16 818	11 709
SLOVENIA	14 696	23 013	16 133	DENMARK	247 756	119 439	83 463
ZIMBABWE	19 561	23 470	16 303	GREECE	230 189	107 750	75 261
SOUTH AFRICA	12 226	14 921	10 406	PORTUGAL	5 488	1 846	1 267
USA	20 103	56 963	39 939	SPAIN	305 351	120 850	84 484
CANADA	59 868	73 218	51 216	SWEDEN	260 128	95 764	66 903
CAYMAN IS	80	102	71	FINLAND	57 347	19 034	13 208
BRAZIL	12	50	37	AUSTRIA	929 339	480 679	336 487
ISRAEL	27	121	84	EU	9 874 532	4 225 381	2 955 281
CHINA	727	973	687	ICELAND	523 202	144 225	100 671
JAPAN	917	2 115	1 488	NORWAY	2 687 971	889 235	621 849
TAIWAN	51	64	45	LIECHTENST		217	151
AUSTRALIA	103 806	121 309	84 923	SWITZERLAND	543 146	422 724	296 051
EXPORTS	313 707	572 085	398 924	MALTA		411	156
FRANCE	70 704	112 224	77 898	TURKEY	92 256	45 616	32 027
BELGIUM LUX	44 362	52 228	36 333	ESTONIA	1 147	310	212
NETHERLANDS	13 318	22 595	15 815	LATVIA	12 832	3 370	2 395
ITALY	37 075	65 446	45 770	LITHUANIA	2 363	575	405
UNTD KINGDOM	28 096	49 301	34 476	POLAND	206 892	59 323	41 558
IRELAND	1 825	3 972	2 769	CZECH REPUBL	239 328	91 992	64 336
DENMARK	785	3 617	2 500	SLOVAKIA	131 260	38 335	26 741
GREECE	140	737	516	HUNGARY	284 637	111 271	77 826
PORTUGAL	413	1 249	876	ROMANIA	454 206	136 537	95 235
SPAIN	2 022	5 699	4 007	BULGARIA	1 210	446	307
SWEDEN	1 689	4 052	2 799	UKRAINE	21 422	4 867	3 422
FINLAND	2 115	5 448	3 776	BELARUS	499 044	134 871	93 174
AUSTRIA	14 288	26 082	18 092	MOLDOVA	1 648	287	202
EU	216 832	352 650	245 627	RUSSIA	1 931 626	543 908	381 044
NORWAY	472	2 082	1 452	GEORGIA		200	48
LIECHTENST		100	72	KAZAKHSTAN		116	226
SWITZERLAND	7 215	20 613	14 422	TADJIKISTAN	20 549	5 079	3 575
MALTA	71	264	187	SLOVENIA	140 809	59 048	41 318
TURKEY	717	2 952	2 061	CROATIA	39 660	17 836	12 490
LITHUANIA	24	100	69	SERB MONTNEG	9 382	2 370	1 700
POLAND	2 769	4 749	3 326	MACEDONIA	15 134	5 758	4 055
CZECH REPUBL	5 516	9 021	6 316	EGYPT	39 342	13 466	9 336
SLOVAKIA	471	791	554	GHANA	165 414	49 998	34 932
HUNGARY	3 656	13 974	9 785	CAMEROON	36 753	9 848	6 951
ROMANIA	607	1 782	1 234	SOUTH AFRICA	34 208	9 472	6 597
BULGARIA	333	661	458	NAMIBIA		895	167
UKRAINE	185	348	243	USA	95 990	64 558	45 261
RUSSIA	221	397	278	CANADA	934 502	255 380	178 700
AZERBAIJAN	4	136	94	MEXICO		134	104
KAZAKHSTAN	20	75	52	VENEZUELA	298 286	83 337	58 344
SLOVENIA	14 892	19 353	13 445	SURINAME	31 274	9 070	6 376
CROATIA	143	345	244	BRAZIL	763 923	215 486	150 539
MACEDONIA	136	304	213	ARGENTINA	63 669	22 397	15 691
MOROCCO	14	150	106	CYPRUS	6 099	1 592	1 123
TUNISIA	9	71	52	IRAN	66 017	1 833	12 530
LIBYA		232	161	ISRAEL	49 370	26 994	18 933
EGYPT	328	1 093	766	SAUDI ARABIA	13 280	3 713	2 617
SUDAN	2	48	33	BAHRAIN	129 563	45 989	32 205
CONGO	18	114	80	QATAR		151	99
KENYA	1	76	52	ARAB EMIRAT	19 260	5 482	3 787
TANZANIA	2	68	44	OMAN	580	280	196
MAURITIUS	9	76	55	INDIA	19 464	6 992	4 927
ZIMBABWE	27	74	52	INDONESIA		301	131
SOUTH AFRICA	1 212	3 733	2 600	MALAYSIA		420	180
USA	30 176	62 140	43 390	SINGAPORE		140	78
CANADA	2 169	5 133	3 598	CHINA	24 696	8 756	5 996
MEXICO	253	697	490	SOUTH KOREA		287	190
GUATEMALA	49	200	141	JAPAN	16 561	10 143	6 904
COSTA RICA	7	131	90	TAIWAN	15 961	7 275	5 091
CUBA	48	564	400	HONG KONG	5 588	2 084	1 465
DOMINIC REP	3	69	45	AUSTRALIA	3 130	1 188	837
COLOMBIA	116	418	297	NEW ZEALAND		114	80
VENEZUELA	530	1 157	820	EXPORTS	12 231 382	6 381 370	4 462 816
ECUADOR	106	190	131	FRANCE	1 328 415	749 442	523 112
PERU	136	326	227	BELGIUM LUX	877 161	417 204	291 874
BRAZIL	1 087	2 965	2 066	NETHERLANDS	1 240 009	641 666	448 459
CHILE	38	309	217	ITALY	1 664 481	751 172	525 303
URUGUAY	3	48	32	UNTD KINGDOM	1 430 922	733 867	514 248
ARGENTINA	199	863	609	IRELAND	61 433	36 643	25 589
LEBANON	8	52	38	DENMARK	326 918	203 506	142 138
SYRIA	165	495	344	GREECE	137 586	62 191	43 575
IRAN	1 662	3 306	2 342	PORTUGAL	37 335	28 336	19 805
ISRAEL	889	1 325	917	SPAIN	312 899	185 222	129 571
JORDAN	109	371	256	SWEDEN	424 953	214 724	149 889
SAUDI ARABIA	69	380	269	FINLAND	116 227	67 076	46 827
KUWAIT	16	87	59	AUSTRIA	1 013 690	460 255	322 523
ARAB EMIRAT	662	1 995	1 340	EU	8 972 029	4 551 304	3 182 913
PAKISTAN	83	929	641	CANARY IS		2 558	1 447
INDIA	2 236	4 616	3 236	CEUTA MEL		70	66
BANGLADESH	3	43	31	ICELAND		1 585	1 228
THAILAND	438	1 023	689	NORWAY	65 998	38 709	26 992
INDONESIA	213	725	510	LIECHTENST		662	618
MALAYSIA	79	276	194	SWITZERLAND	552 464	319 912	223 799
BRUNEI	16	80	57	FAEROE IS		50	57
SINGAPORE	354	1 172	818	ANDORRA		1 197	605
PHILIPPINES	36	288	203	MALTA		497	569
CHINA	355	836	588	SAN MARINO		5 165	1 337
SOUTH KOREA	4 170	10 472	7 321	TURKEY	176 419	72 788	50 943
JAPAN	4 871	13 162	9 191				
TAIWAN	2 064	5 393	3 773				
HONG KONG	2 693	8 877	6 242				

6 IMPORTS AND EXPORTS (SPECIAL TRADE) BY GROUPS OF THE SITC-REV. III AND BY COUNTRIES OF PRODUCTION AND CONSUMPTION 1995

GROUP COUNTRY	DT = 100 KG	1 000 DM	1 000 \$	GROUP COUNTRY	DT = 100 KG	1 000 DM	1 000 \$
ESTONIA	1 800	1 712	1 197	HONG KONG	52 189	28 655	20 101
LATVIA	1 627	2 870	2 014	AUSTRALIA	35 081	28 750	20 071
LITHUANIA	2 252	5 129	3 551	NEW ZEALAND	5 123	3 653	2 562
POLAND	204 350	106 757	74 784	NEW CALEDON	30	55	40
CZECH REPUBL	120 552	79 024	55 997	UNID COUNTR	854	717	495
SLOVAKIA	27 331	15 828	11 116				
HUNGARY	80 159	50 894	35 618	685 LEAD			
ROMANIA	5 160	4 573	3 171				
BULGARIA	15 757	9 631	6 786	IMPORTS	1 555 866	161 001	112 568
ALBANIA	36	76	50				
UKRAINE	6 947	3 583	2 517	FRANCE	230 636	24 344	16 995
BELARUS	2 123	3 949	2 781	BELGIUM LUX	239 232	24 676	17 191
MOLDOVA	444	365	255	NETHERLANDS	47 587	5 210	3 639
RUSSIA	24 615	17 980	12 583	ITALY	15 133	1 743	1 215
GEORGIA	334	255	180	UNTD KINGDOM	344 734	39 101	27 141
AZERBAIJAN	603	371	258	IRELAND	10 829	1 291	910
KAZAKHSTAN	1 465	1 300	912	SWEDEN	82 282	8 435	5 916
UZBEKISTAN	189	117	83	AUSTRIA	395	59	41
KYRGHYZSTAN	265	610	432	EU	971 458	104 886	73 060
SLOVENIA	24 028	17 559	12 296	SWITZERLAND	3 380	388	272
CROATIA	9 369	5 966	4 179	ESTONIA	1 767	151	104
SERB MONTNEG	518	419	289	POLAND	130 777	11 902	8 338
MACEDONIA	3 503	2 221	1 548	CZECH REPUBL	10 982	983	690
MOROCCO	10 899	7 328	5 100	SLOVAKIA	923	157	108
ALGERIA	8 868	4 238	2 932	BULGARIA	23 757	2 170	1 535
TUNISIA	6 459	3 808	2 650	RUSSIA	266 831	25 531	17 894
LIBYA	165	177	124	KAZAKHSTAN	754	68	48
EGYPT	14 160	10 251	7 198	SLOVENIA	860	94	67
SUDAN	268	488	339	MACEDONIA	5 785	568	394
MAURITANIA	2 217	602	426	USA	2 519	271	194
SENEGAL	148	121	85	CANADA	2 754	245	173
LIBERIA	84	104	73	MEXICO	66 231	5 864	4 177
IVORY COAST	1 971	1 495	1 039	PERU	3 751	312	223
GHANA	298	231	160	CHINA	1 134	447	306
TOGO	19	43	30	JAPAN	16	248	174
NIGERIA	4 202	4 274	2 937	HONG KONG	130	115	82
CAMEROON	441	929	649	AUSTRALIA	60 009	6 353	4 559
CENT AFR REP	44	85	56				
GABON	145	323	227	EXPORTS	805 614	119 620	83 395
CONGO	75	95	66				
ZAIRE	32	215	149	FRANCE	59 106	11 573	8 067
RWANDA	79	418	297	BELGIUM LUX	59 898	11 621	8 113
ANGOLA	195	156	105	NETHERLANDS	108 213	13 949	9 760
ETHIOPIA	533	327	232	ITALY	22 371	3 716	2 588
KENYA	539	518	361	UNTD KINGDOM	18 982	4 627	3 220
UGANDA	318	835	592	IRELAND	31 664	3 175	2 211
TANZANIA	74	57	41	DENMARK	89 013	16 807	11 688
MADAGASCAR	172	190	133	GREECE	5 739	663	455
REUNION	292	331	231	PORTUGAL	4 048	525	369
ZAMBIA	220	116	82	SPAIN	25 241	4 825	3 347
ZIMBABWE	1 189	443	309	SWEDEN	4 622	1 287	895
SOUTH AFRICA	67 683	35 869	25 048	FINLAND	1 944	441	305
NAMIBIA	2 127	603	419	AUSTRIA	162 676	17 432	12 229
USA	469 069	269 319	188 266	EU	593 457	90 641	63 247
CANADA	27 198	18 924	13 246	NORWAY	4 194	828	578
MEXICO	28 942	15 118	10 487	LIECHTENST	97	77	54
GUATEMALA	571	418	292	SWITZERLAND	21 293	3 195	2 249
EL SALVADOR	2 102	1 677	1 172	TURKEY	2 080	285	199
COSTA RICA	232	390	272	LITHUANIA	849	99	70
PANAMA	99	178	127	POLAND	52 429	6 009	4 107
CUBA	54	92	66	CZECH REPUBL	98 295	9 857	6 853
BAHAMAS	57	211	147	HUNGARY	1 451	199	138
DOMINIC REP	1 576	1 409	986	UKRAINE	653	95	68
GUADELOUPE	468	560	391	SLOVENIA	70	50	35
MARTINIQUE	881	1 104	782	CROATIA	89	52	38
JAMAICA	967	894	613	MOROCCO	166	93	65
TRINIDAD TOB	55	93	64	LIBYA	8 011	1 124	794
COLOMBIA	11 896	7 633	5 375	EGYPT	2 122	263	184
VENEZUELA	53 445	23 454	16 381	USA	9 443	3 690	2 585
ECUADOR	2 029	1 365	957	BRAZIL	140	56	38
PERU	1 358	2 003	1 393	SYRIA	300	44	30
BRAZIL	102 133	51 436	36 069	ISRAEL	2 229	309	216
CHILE	60 626	27 996	19 609	SAUDI ARABIA	586	167	118
BOLIVIA	479	592	418	ARAB EMIRAT	531	153	109
PARAGUAY	224	662	463	INDIA	48	73	50
URUGUAY	684	431	304	THAILAND	583	116	79
ARGENTINA	2 631	3 242	2 274	MALAYSIA	77	54	37
CYPRUS	1 248	768	536	SINGAPORE	1 079	341	239
LEBANON	232	258	178	PHILIPPINES	126	62	43
SYRIA	9 978	4 260	2 988	SOUTH KOREA	1 204	242	169
IRAN	24 309	16 701	11 649	JAPAN	844	786	547
ISRAEL	53 537	31 264	21 808	AUSTRALIA	2 050	284	196
JORDAN	2 175	1 656	1 152				
SAUDI ARABIA	162 424	66 267	46 229	686 ZINC			
KUWAIT	3 548	2 961	2 064				
BAHRAIN	411	522	363	IMPORTS	3 625 617	662 180	463 643
QATAR	33	313	209				
ARAB EMIRAT	16 210	7 878	5 512	FRANCE	294 277	68 507	47 982
OMAN	305	422	293	BELGIUM LUX	1 185 425	212 511	148 512
YEMEN	132	160	109	NETHERLANDS	542 436	94 247	65 974
PAKISTAN	10 235	7 645	5 350	ITALY	103 984	24 366	16 944
INDIA	32 030	12 968	8 976	UNTD KINGDOM	91 126	15 355	10 754
BANGLADESH	411	724	509	DENMARK	2 861	1 943	1 351
SRI LANKA	1 179	1 117	782	PORTUGAL	489	46	32
NEPAL	41	44	31	SPAIN	356 897	52 692	37 424
THAILAND	28 580	15 646	10 918	SWEDEN	506	225	158
VIETNAM	2 547	5 339	3 714	FINLAND	116 289	19 414	13 610
INDONESIA	36 038	17 525	12 228	AUSTRIA	2 484	902	630
MALAYSIA	23 054	14 766	10 290	EU	2 696 784	490 211	343 373
SINGAPORE	57 759	33 783	23 633	NORWAY	338 484	52 918	36 999
PHILIPPINES	7 115	4 561	3 182	SWITZERLAND	1 385	660	469
MONGOLIA	78	105	74	LATVIA	3 726	573	401
CHINA	61 610	29 572	20 724	POLAND	219 467	39 658	27 776
SOUTH KOREA	157 910	86 995	60 608	CZECH REPUBL	704	306	216
JAPAN	124 131	73 281	51 312	RUSSIA	96 465	14 357	10 046
TAIWAN	118 671	55 362	38 882	KAZAKHSTAN	20 667	3 129	2 171

6 IMPORTS AND EXPORTS (SPECIAL TRADE) BY GROUPS OF THE SITC-REV. III AND BY COUNTRIES OF PRODUCTION AND CONSUMPTION 1995

GROUP COUNTRY	DT = 100 KG	1 000 DM	1 000 \$	GROUP COUNTRY	DT = 100 KG	1 000 DM	1 000 \$
UZBEKISTAN	20 166	3 210	2 221	ITALY	4 948	4 857	3 348
SLOVENIA	75 581	22 644	15 782	UNITD KINGDOM	1 013	1 209	851
MACEDONIA	30 217	4 488	3 117	DENMARK	628	709	492
ALGERIA	8 957	1 320	946	GREECE	456	688	480
USA	80 525	19 944	13 970	PORTUGAL	158	174	121
PERU	29 779	8 207	5 763	SPAIN	343	418	292
ISRAEL	275	164	117	SWEDEN	972	1 092	758
SOUTH KOREA	1 996	290	207	FINLAND	2 427	2 163	1 508
EXPORTS	1 314 958	298 294	208 105	AUSTRIA	4 421	4 958	3 449
FRANCE	339 188	66 962	47 091	EU	23 570	23 581	16 365
BELGIUM LUX	162 168	31 834	22 347	NORWAY	198	268	186
NETHERLANDS	116 527	28 766	20 212	SWITZERLAND	2 439	2 568	1 790
ITALY	167 541	33 579	23 441	TURKEY	65	67	49
UNITD KINGDOM	69 441	13 474	9 394	POLAND	88	107	70
IRELAND	97	62	43	CZECH REPUBL	641	579	405
DENMARK	30 891	9 212	6 469	SLOVAKIA	66	79	54
GREECE	2 054	518	364	HUNGARY	1 232	1 614	1 137
PORTUGAL	10 291	3 030	2 128	ROMANIA	164	164	115
SPAIN	7 274	3 281	2 287	BULGARIA	63	133	92
SWEDEN	16 974	5 214	3 657	UKRAINE	231	268	189
FINLAND	2 066	695	489	SLOVENIA	535	546	382
AUSTRIA	202 715	46 382	32 494	CROATIA	866	923	642
EU	1 127 227	243 009	170 416	TUNISIA	99	137	94
NORWAY	5 950	2 569	1 811	EGYPT	52	52	36
SWITZERLAND	70 515	24 473	17 103	SOUTH AFRICA	286	293	205
TURKEY	2 666	762	532	USA	420	650	455
LITHUANIA	1 953	270	189	GUATEMALA	146	158	109
POLAND	10 255	2 574	1 796	COLOMBIA	22	48	35
CZECH REPUBL	6 214	1 333	937	BRAZIL	64	114	80
SLOVAKIA	7 578	1 493	1 040	ISRAEL	382	318	221
HUNGARY	501	180	126	INDIA	42	145	101
ROMANIA	444	104	74	THAILAND	34	54	36
UKRAINE	580	262	176	INDONESIA	19	43	30
SLOVENIA	22 302	4 303	3 029	MALAYSIA	54	94	69
CROATIA	963	181	125	SINGAPORE	172	448	314
MOROCCO	201	53	36	PHILIPPINES	245	305	216
EGYPT	3 036	1 026	711	CHINA	212	382	268
USA	4 496	1 208	848	SOUTH KOREA	32	57	38
CANADA	3 340	1 286	909	TAIWAN	269	319	223
MEXICO	638	281	200	HONG KONG	17	63	44
CUBA	164	100	71	689 MISC. NON-FERR. BASE METAL			
BRAZIL	631	316	217	IMPORTS	652 190	552 461	386 160
CHILE	797	258	179	FRANCE	25 918	25 806	18 033
IRAN	3 406	870	607	BELGIUM LUX	10 883	37 297	25 909
ISRAEL	1 400	415	288	NETHERLANDS	23 912	16 535	11 518
SAUDI ARABIA	2 659	828	439	ITALY	2 632	2 325	1 637
KUWAIT	213	46	31	UNITD KINGDOM	15 829	21 753	15 177
QATAR	412	84	59	IRELAND	645	399	282
ARAB EMIRAT	1 049	260	184	DENMARK	764	433	305
INDIA	825	224	155	SPAIN	364	227	156
THAILAND	1 221	319	222	SWEDEN	1 866	2 095	1 466
MALAYSIA	2 966	598	417	FINLAND	826	7 154	4 974
BRUNEI	332	130	94	AUSTRIA	13 242	22 732	15 889
SINGAPORE	16 358	2 617	1 849	EU	96 994	136 780	95 363
CHINA	980	425	301	NORWAY	49 040	36 539	25 590
SOUTH KOREA	380	437	303	SWITZERLAND	2 850	3 173	2 210
JAPAN	1 874	891	630	TURKEY	2 791	1 513	1 065
TAIWAN	2 671	1 091	753	ESTONIA	3 763	7 399	5 237
HONG KONG	3 267	1 332	922	LATVIA	1 156	1 282	880
AUSTRALIA	2 645	911	645	LITHUANIA	2 177	4 007	2 801
NEW ZEALAND	198	88	62	POLAND	1 947	1 483	1 028
UNITD COUNTR	163	121	84	CZECH REPUBL	640	821	583
687 TIN				HUNGARY	1 158	895	632
IMPORTS	229 302	207 284	144 970	BULGARIA	167	197	139
FRANCE	1 368	2 052	1 437	ALBANIA	235	198	132
BELGIUM LUX	18 213	16 631	11 581	BELARUS	1 532	353	252
NETHERLANDS	15 595	16 637	11 636	MOLDOVA	99	209	144
ITALY	137	134	96	GEORGIA	248	152	106
UNITD KINGDOM	6 377	5 953	4 177	UZBEKISTAN	946	1 425	992
SPAIN	300	128	89	KYRGYZSTAN	3 785	2 969	2 031
EU	42 071	41 605	29 065	SLOVENIA	340	168	120
SWITZERLAND	56	65	47	MOROCCO	10	96	66
TURKEY	98	90	65	NIGERIA	474	178	119
ESTONIA	99	64	46	ZAIRE	3 020	25 220	17 671
LATVIA	352	232	155	KENYA	40	335	238
LITHUANIA	226	172	122	TANZANIA	160	1 398	987
CZECH REPUBL	135	89	61	ZAMBIA	2 009	17 799	12 322
SLOVAKIA	56	46	32	SOUTH AFRICA	37 446	16 417	11 467
HUNGARY	68	47	33	USA	69 853	71 039	49 778
UKRAINE	248	257	180	CANADA	11 997	18 893	13 198
RUSSIA	15 121	13 549	9 513	MEXICO	74	83	60
USA	3 305	3 077	2 155	PERU	2 268	2 894	2 033
PERU	152	141	101	BRAZIL	601	698	478
BRAZIL	26 006	23 155	15 953	BOLIVIA	100	43	30
CHILE	457	371	264	ISRAEL	843	749	524
BOLIVIA	3 959	3 375	2 354	THAILAND	225	166	119
THAILAND	56	47	31	SINGAPORE	2	127	91
VIENTNAM	202	184	130	CHINA	136 298	45 809	32 065
INDONESIA	28 028	24 681	17 331	SOUTH KOREA	518	388	263
MALAYSIA	16 807	14 597	10 291	JAPAN	12 448	30 186	21 120
SINGAPORE	900	783	553	TAIWAN	161	573	400
CHINA	88 750	78 367	54 825	HONG KONG	1 136	408	275
JAPAN	15	73	52	AUSTRALIA	626	158	110
HONG KONG	2 075	2 164	1 474	NEW ZEALAND	160	86	58
EXPORTS	33 075	34 967	24 323	EXPORTS	207 293	334 550	233 638
FRANCE	1 978	2 425	1 680	FRANCE	9 947	27 182	19 014
BELGIUM LUX	1 971	2 362	1 647	BELGIUM LUX	18 147	16 390	11 346
NETHERLANDS	4 254	2 522	1 738	NETHERLANDS	12 705	17 216	12 088
				ITALY	16 631	12 883	9 030
				UNITD KINGDOM	28 036	64 822	45 183
				IRELAND	47	538	374

6 IMPORTS AND EXPORTS (SPECIAL TRADE) BY GROUPS OF THE SITC-REV. III AND BY COUNTRIES OF PRODUCTION AND CONSUMPTION 1995

GROUP COUNTRY	DT = 100 KG	1 000 DM	1 000 \$	GROUP COUNTRY	DT = 100 KG	1 000 DM	1 000 \$
DENMARK	143	464	321	AUSTRALIA	695	405	284
GREECE	1 611	4 164	2 898	NEW ZEALAND	320	348	245
PORTUGAL	288	1 309	916	EXPORTS	5 985 450	2 708 522	1 894 910
SPAIN	5 350	4 495	3 140	FRANCE	1 181 574	383 179	268 046
SWEDEN	7 489	10 828	7 530	BELGIUM LUX	422 463	195 224	136 286
FINLAND	72	947	669	NETHERLANDS	910 740	356 186	249 135
AUSTRIA	12 302	22 240	15 526	ITALY	129 218	74 147	51 799
EU	112 768	183 478	128 035	UNTD KINGDOM	169 310	90 487	63 204
NORWAY	12 209	4 781	3 357	IRELAND	6 199	3 747	2 639
LIECHTENST	45	892	622	DENMARK	328 244	63 948	44 653
SWITZERLAND	7 374	6 618	4 647	GREECE	23 901	11 918	8 348
TURKEY	410	2 083	1 439	PORTUGAL	27 372	20 496	14 416
POLAND	287	1 421	986	SPAIN	110 589	48 444	33 889
CZECH REPUB	1 728	2 790	1 929	SWEDEN	50 058	27 367	19 101
SLOVAKIA	1 081	511	362	FINLAND	24 079	11 642	8 175
HUNGARY	70	388	265	AUSTRIA	474 853	265 725	186 055
ROMANIA	64	539	378	EU	3 858 600	1 552 510	1 085 746
BULGARIA	7	143	95	CANARY IS	6 975	3 382	2 362
RUSSIA	20	237	158	ICELAND	3 893	1 934	1 329
SLOVENIA	789	688	480	NORWAY	62 480	33 414	23 321
CROATIA	643	410	282	LIECHTENST	2 313	1 095	767
SOUTH AFRICA	239	2 590	1 818	SWITZERLAND	690 346	333 964	233 993
USA	29 796	67 403	47 188	MALTA	1 606	616	434
CANADA	1 349	1 157	798	TURKEY	66 018	25 570	17 923
MEXICO	8	121	84	ESTONIA	3 566	1 565	1 091
COLOMBIA	10	186	131	LATVIA	4 183	2 444	1 715
VENEZUELA	7 939	2 855	1 993	LITHUANIA	4 040	3 643	2 552
PERU	12	48	34	POLAND	183 311	74 235	51 972
BRAZIL	1 106	2 852	2 012	CZECH REPUB	236 798	83 651	58 591
CHILE	11	222	155	SLOVAKIA	15 466	8 195	5 727
URUGUAY	115	58	39	HUNGARY	62 380	33 510	23 532
ARGENTINA	82	211	144	ROMANIA	12 019	5 868	4 080
SYRIA	24	342	241	BULGARIA	5 389	2 349	1 661
IRAN	60	879	617	ALBANIA	97	45	32
ISRAEL	378	1 745	1 222	UKRAINE	6 361	3 855	2 700
AUTON TERRIT	18	238	164	BELARUS	12 197	3 772	2 651
JORDAN	13	150	103	RUSSIA	87 087	74 736	52 324
SAUDI ARABIA	8	70	46	AZERBAIJAN	85	141	99
BAHRAIN	2 242	884	611	KAZAKHSTAN	872	1 599	1 122
INDIA	427	4 445	3 084	UZBEKISTAN	100	81	57
THAILAND	358	702	490	SLOVENIA	18 441	14 528	10 146
INDONESIA	29	128	90	CROATIA	12 876	8 883	6 194
MALAYSIA	2	47	31	BOS HERZEGOV	1 160	274	191
SINGAPORE	71	264	181	MACEDONIA	1 295	969	680
CHINA	81	590	422	MOROCCO	2 021	2 160	1 509
SOUTH KOREA	736	2 839	1 978	ALGERIA	2 757	3 743	2 585
JAPAN	6 733	29 312	20 474	TUNISIA	2 616	609	413
TAIWAN	1 130	2 233	1 550	LIBYA	21 869	7 792	5 332
HONG KONG	69	375	264	EGYPT	31 235	7 450	5 230
AUSTRALIA	16 431	6 040	4 242	SUDAN	952	675	470
NEW ZEALAND	191	87	61	MAURITANIA	585	289	195
691 METALLIC STRUCTURES NES				GUINEA	69	44	31
IMPORTS	8 686 619	2 565 092	1 794 731	GHANA	3 432	2 232	1 573
FRANCE	964 841	277 965	194 499	NIGERIA	4 135	1 564	1 082
BELGIUM LUX	431 281	206 474	144 148	GABON	246	86	61
NETHERLANDS	815 949	251 870	175 884	CONGO	12 950	1 915	1 353
ITALY	352 444	144 606	100 956	ZAIRE	876	318	226
UNTD KINGDOM	188 468	74 149	52 006	RWANDA	39	114	81
IRELAND	1 870	6 503	4 548	ANGOLA	264	103	69
DENMARK	570 042	184 281	128 635	ERITREA	95	163	117
GREECE	19 529	9 378	6 546	KENYA	1 394	230	164
PORTUGAL	9 150	2 695	1 878	UGANDA	524	139	96
SPAIN	69 216	17 534	12 257	TANZANIA	2 448	751	525
SWEDEN	54 624	36 434	25 590	REUNION	69	69	49
FINLAND	112 323	37 681	26 257	MAURITIUS	2 690	1 604	1 128
AUSTRIA	772 152	297 926	209 016	ZIMBABWE	25	64	45
EU	4 361 889	1 547 496	1 082 220	SOUTH AFRICA	10 564	3 640	2 521
NORWAY	41 711	15 310	10 738	USA	110 384	74 697	52 206
LIECHTENST	54	51	35	CANADA	9 624	4 799	3 345
SWITZERLAND	537 130	264 874	185 236	MEXICO	12 483	5 279	3 644
SAN MARINO	1 328	668	462	HONDURAS	215	469	306
TURKEY	28 071	8 161	5 723	EL SALVADOR	88	81	56
ESTONIA	7 560	2 947	2 103	PANAMA	197	140	97
LITHUANIA	3 842	567	398	CUBA	8	51	36
POLAND	1 789 779	311 416	218 150	BAHAMAS	41	83	59
CZECH REPUB	1 132 901	183 050	128 152	GUADELOUPE	662	595	422
SLOVAKIA	218 621	43 281	30 278	DOMINICA	104	104	73
HUNGARY	279 302	93 570	65 482	JAMAICA	9 126	1 991	1 360
ROMANIA	13 776	3 184	2 229	COLOMBIA	1 193	1 188	834
BULGARIA	5 461	1 512	1 075	VENEZUELA	255	673	469
UKRAINE	6 910	1 121	785	SURINAME	96	56	40
BELARUS	560	99	68	FRENCH GUIAN	332	11 912	8 397
RUSSIA	56 890	7 494	5 260	ECUADOR	252	96	68
SLOVENIA	63 612	18 747	13 117	PERU	325	533	362
CROATIA	77 626	22 152	15 603	BRAZIL	3 066	2 609	1 839
MACEDONIA	3 989	527	356	CHILE	9 298	2 134	1 500
TUNISIA	98	69	49	BOLIVIA	320	366	255
EGYPT	814	452	321	PARAGUAY	2 098	1 966	1 384
NIGERIA	135	46	33	ARGENTINA	3 653	3 122	2 195
SOUTH AFRICA	9 183	4 615	3 217	CYPRUS	2 619	1 461	1 019
USA	14 408	11 608	8 199	LEBANON	7 136	3 533	2 456
CANADA	2 486	2 388	1 668	SYRIA	746	1 079	743
FRENCH GUIAN	475	104	74	IRAN	4 153	3 854	2 698
BRAZIL	78	121	86	ISRAEL	18 803	12 051	8 381
ISRAEL	11 997	8 714	6 110	JORDAN	3 714	2 591	1 839
ARAB EMIRAT	132	55	40	SAUDI ARABIA	18 898	22 566	15 618
INDIA	1 076	404	280	KUWAIT	5 910	5 641	3 974
THAILAND	171	57	39	BAHRAIN	1 751	1 026	712
CHINA	8 196	2 560	1 791	QATAR	16 037	4 591	3 272
SOUTH KOREA	1 418	3 270	2 287	ARAB EMIRAT	27 417	19 697	13 804
JAPAN	654	398	282	OMAN	192	184	127
TAIWAN	2 522	2 987	2 077	YEMEN	374	227	165
HONG KONG	73	109	74	PAKISTAN	1 417	950	668
				INDIA	7 834	7 309	5 095

6 IMPORTS AND EXPORTS (SPECIAL TRADE) BY GROUPS OF THE SITC-REV. III AND BY COUNTRIES OF PRODUCTION AND CONSUMPTION 1995

GROUP COUNTRY	DT = 100 KG	1 000 DM	1 000 \$	GROUP COUNTRY	DT = 100 KG	1 000 DM	1 000 \$
BANGLADESH	1 776	401	272	SLOVAKIA	16 289	10 154	7 139
SRI LANKA	529	380	267	HUNGARY	48 495	20 957	14 746
NEPAL	23	78	56	ROMANIA	14 597	8 499	5 953
THAILAND	14 294	12 175	8 531	BULGARIA	724	658	465
VIETNAM	227	220	154	ALBANIA	111	76	52
INDONESIA	22 557	22 097	15 516	UKRAINE	1 197	1 277	901
MALAYSIA	17 145	12 059	8 460	BELARUS	314	486	340
BRUNEI	545	373	256	RUSSIA	8 291	10 624	7 459
SINGAPORE	33 941	23 156	16 167	KAZAKHSTAN	83	149	102
PHILIPPINES	1 906	770	549	UZBEKISTAN	88	190	124
MONGOLIA	643	438	307	SLOVENIA	12 881	11 482	8 068
CHINA	36 411	20 446	14 378	CROATIA	2 436	1 962	1 385
NORTH KOREA	64	113	78	BOS HERZEGOV	220	174	122
SOUTH KOREA	31 612	25 028	17 650	SERB MONTNEG	48	194	137
JAPAN	19 691	18 961	13 242	MACEDONIA	3 450	1 996	1 410
TAIWAN	16 974	14 953	10 494	MOROCCO	1 935	1 174	813
HONG KONG	30 961	31 247	21 856	ALGERIA	590	696	487
MACAO	763	1 163	775	TUNISIA	4 347	1 137	789
AUSTRALIA	7 474	9 231	6 477	LIBYA	7 477	4 142	2 946
PAPUA NEW G	1 809	314	215	EGYPT	5 026	5 829	4 084
NEW ZEALAND	602	524	371	CAPE VERDE	77	81	56
NEW CALEDON	616	563	392	SENEGAL	131	62	43
UNIO COUNTR	1 581	992	690	IVORY COAST	582	1 318	939
692 CONTAINERS, STORAGE, TRNSP				GHANA	2 452	1 927	1 362
IMPORTS	1 820 940	790 371	553 712	TOGO	360	280	196
FRANCE	241 499	112 770	79 169	NIGERIA	5 448	1 504	1 047
BELGIUM LUX	228 797	82 015	57 232	ZAIRE	73	127	90
NETHERLANDS	218 426	104 646	73 425	RWANDA	52	114	81
ITALY	92 046	60 650	42 458	ANGOLA	69	198	139
UNTD KINGDOM	96 451	69 782	48 950	ETHIOPIA	2 212	1 732	1 172
IRELAND	115	69	50	KENYA	363	260	182
DENMARK	22 938	28 719	20 058	UGANDA	853	505	348
GREECE	2 605	706	490	TANZANIA	121	101	70
PORTUGAL	19 851	5 835	4 087	MOZAMBIQUE	53	54	38
SPAIN	9 603	5 455	3 853	MAURITIUS	296	171	119
SWEDEN	12 276	8 529	5 948	ZIMBABWE	35	85	59
FINLAND	5 828	5 049	3 543	SOUTH AFRICA	8 073	2 708	1 901
AUSTRIA	90 009	66 068	46 361	USA	27 184	44 987	31 482
EU	1 040 444	550 293	385 684	CANADA	4 374	3 484	2 457
NORWAY	2 810	2 750	1 902	MEXICO	7 308	7 087	5 003
SWITZERLAND	94 315	63 186	44 260	GUATEMALA	93	169	116
MALTA	152	47	34	HONDURAS	88	46	30
TURKEY	5 872	8 141	5 674	COSTA RICA	86	45	31
ESTONIA	368	208	145	PANAMA	135	294	208
LATVIA	4 357	774	544	CUBA	456	141	98
LITHUANIA	2 973	402	277	BAHAMAS	209	177	124
POLAND	165 999	38 463	26 903	DOMINIC REP	519	975	663
CZECH REPUB	296 737	59 269	41 495	JAMAICA	461	184	129
SLOVAKIA	100 023	19 068	13 366	BARBADOS	72	48	34
HUNGARY	45 334	13 620	9 573	TRINIDAD TOB	50	90	62
ROMANIA	8 770	1 617	1 135	COLOMBIA	12 422	20 692	14 515
BULGARIA	3 114	584	407	VENEZUELA	2 133	2 921	1 930
UKRAINE	411	63	45	PERU	1 284	618	417
RUSSIA	7 136	1 910	1 334	BRAZIL	4 815	3 974	2 786
SLOVENIA	8 436	3 513	2 470	CHILE	1 668	1 315	923
CROATIA	3 377	1 339	934	URUGUAY	152	44	31
TUNISIA	907	267	186	ARGENTINA	1 258	1 508	1 053
GHANA	628	156	111	CYPRUS	328	568	399
SOUTH AFRICA	3 952	972	679	LEBANON	2 618	1 026	700
USA	12 005	13 292	9 300	SYRIA	2 760	2 054	1 395
CANADA	22	87	60	IRAN	2 929	2 019	1 420
LEBANON	158	72	49	ISRAEL	5 617	6 779	4 761
IRAN	73	67	46	JORDAN	341	497	344
SAUDI ARABIA	188	112	76	SAUDI ARABIA	2 221	1 585	1 126
ARAB EMIRAT	335	84	55	KUWAIT	156	121	87
INDIA	377	345	241	BAHRAIN	200	296	207
THAILAND	178	225	153	QATAR	401	599	433
MALAYSIA	311	344	239	ARAB EMIRAT	9 074	4 737	3 360
CHINA	8 744	6 652	4 615	OMAN	89	70	49
SOUTH KOREA	130	209	139	YEMEN	241	398	274
JAPAN	439	823	583	PAKISTAN	2 810	299	211
TAIWAN	770	855	604	INDIA	11 834	5 076	3 486
HONG KONG	222	227	159	BANGLADESH	127	162	111
AUSTRALIA	91	44	30	SRI LANKA	383	258	180
EXPORTS	2 577 996	1 519 823	1 063 120	NEPAL	432	1 405	999
FRANCE	290 766	164 318	114 748	THAILAND	6 595	9 781	6 841
BELGIUM LUX	236 397	101 669	71 009	LAOS	47	54	38
NETHERLANDS	646 720	274 971	191 933	VIETNAM	335	452	311
ITALY	30 138	27 812	19 534	INDONESIA	3 642	4 818	3 335
UNTD KINGDOM	201 902	155 706	108 746	MALAYSIA	3 352	2 381	1 671
IRELAND	15 080	17 044	11 979	SINGAPORE	3 384	3 189	2 244
DENMARK	149 469	77 297	53 973	PHILIPPINES	144	278	188
GREECE	4 273	5 291	3 700	MONGOLIA	54	64	45
PORTUGAL	13 350	11 327	7 896	CHINA	17 862	19 885	13 893
SPAIN	42 577	30 457	21 286	NORTH KOREA	127	199	138
SWEDEN	30 219	20 259	14 149	SOUTH KOREA	3 830	5 322	3 717
FINLAND	15 086	9 667	6 753	JAPAN	10 477	13 856	9 809
AUSTRIA	253 804	133 124	93 366	TAIWAN	3 210	2 815	1 953
EU	1 929 781	1 028 942	719 072	HONG KONG	4 346	4 529	3 175
CANARY IS	3 970	3 426	2 423	AUSTRALIA	3 707	2 782	1 946
ICELAND	1 601	1 203	837	NEW ZEALAND	365	372	256
NORWAY	10 977	8 678	6 059	UNID COUNTR	634	313	216
LIECHTENST	2 575	1 783	1 261	693 WIRE PRODUCTS EXCL.ELECT			
SWITZERLAND	118 107	80 424	56 327	IMPORTS	5 528 929	644 936	453 016
MALTA	1 676	1 688	1 193	FRANCE	308 290	66 096	46 368
TURKEY	13 139	8 516	5 989	BELGIUM LUX	347 459	115 456	81 153
ESTONIA	3 895	2 143	1 500	NETHERLANDS	2 884 482	170 597	120 561
LATVIA	5 841	1 686	1 163	ITALY	683 942	86 571	60 811
LITHUANIA	2 163	731	514	UNTD KINGDOM	22 192	13 226	9 250
POLAND	78 832	46 505	32 583	IRELAND	5 024	4 251	2 960
CZECH REPUB	85 699	52 652	37 062	DENMARK	8 454	2 463	1 720
				GREECE	1 137	262	184
				PORTUGAL	633	235	164

6 IMPORTS AND EXPORTS (SPECIAL TRADE) BY GROUPS OF THE SITC-REV. III AND BY COUNTRIES OF PRODUCTION AND CONSUMPTION 1995

GROUP COUNTRY	DT = 100 KG	1 000 DM	1 000 \$	GROUP COUNTRY	DT = 100 KG	1 000 DM	1 000 \$
SPAIN	21 716	7 025	4 884	COSTA RICA	159	116	80
SWEDEN	3 171	941	654	PANAMA	274	76	53
FINLAND	7 682	1 189	839	CUBA	160	69	48
AUSTRIA	67 401	16 193	11 311	NETH ANTILL	350	238	167
EU	4 361 583	484 505	340 859	COLOMBIA	77	366	253
NORWAY	883	587	410	VENEZUELA	541	679	473
SWITZERLAND	8 602	12 249	8 549	ECUADOR	34	67	49
TURKEY	17 326	6 060	4 207	PERU	107	134	94
POLAND	435 280	37 803	26 484	BRAZIL	4 047	3 677	2 590
CZECH REPUB.	428 239	23 044	16 122	CHILE	1 211	1 671	1 164
SLOVAKIA	79 233	7 105	5 003	ARGENTINA	233	572	400
HUNGARY	32 488	5 040	3 512	CYPRUS	1 118	207	145
ROMANIA	7 279	1 128	788	LEBANON	249	277	196
UKRAINE	1 057	176	121	SYRIA	439	280	193
BELARUS	5 201	1 377	959	IRAN	1 763	1 063	742
RUSSIA	4 791	1 189	829	ISRAEL	8 940	3 886	2 764
SLOVENIA	2 889	1 901	1 338	JORDAN	1 123	366	256
TUNISIA	111	484	343	SAUDI ARABIA	3 400	1 886	1 315
SOUTH AFRICA	690	203	142	KUWAIT	119	142	102
USA	9 921	10 008	6 958	BAHRAIN	160	91	63
CANADA	1 196	748	528	ARAB EMIRAT	2 534	1 696	1 175
VENEZUELA	2 100	692	497	OMAN	66	85	59
BRAZIL	471	160	115	YEMEN	267	139	94
ARGENTINA	3 144	1 257	885	PAKISTAN	2 260	894	624
ISRAEL	154	227	158	INDIA	6 411	3 252	2 262
PAKISTAN	12 796	2 064	1 435	SRI LANKA	412	374	265
INDIA	3 858	716	506	MYANMAR	53	116	83
THAILAND	4 038	2 039	1 422	THAILAND	1 523	2 127	1 491
MALAYSIA	2 195	553	382	VIETNAM	846	330	233
SINGAPORE	59	67	46	INDONESIA	1 846	2 365	1 655
CHINA	72 388	13 985	9 784	MALAYSIA	2 880	1 978	1 378
SOUTH KOREA	21 974	16 057	11 207	SINGAPORE	4 624	6 151	4 308
JAPAN	4 520	9 298	6 512	PHILIPPINES	1 309	1 669	1 161
TAIWAN	4 156	3 513	2 428	CHINA	7 884	3 505	2 406
HONG KONG	330	658	458	SOUTH KOREA	4 256	7 100	4 859
				JAPAN	2 394	2 724	1 899
EXPORTS	3 250 540	763 473	533 865	TAIWAN	1 279	2 896	2 028
FRANCE	820 532	97 217	68 348	HONG KONG	7 425	4 936	3 458
BELGIUM LUX	738 856	72 842	51 200	AUSTRALIA	4 503	2 720	1 890
NETHERLANDS	323 721	70 583	49 405	NEW ZEALAND	1 551	834	581
ITALY	54 049	31 614	21 989	MICRONESIA	88	183	127
UNITD KINGDOM	93 640	64 116	44 690	UNID COUNTR	270	347	236
IRELAND	11 839	7 547	5 269				
DENMARK	254 491	30 894	21 620	694 NAILS,SCREWS,NUTS,ETC.			
GREECE	9 516	4 040	2 844	IMPORTS	4 238 895	1 750 164	1 223 487
PORTUGAL	6 737	4 439	3 098	FRANCE	241 038	119 031	83 206
SPAIN	34 216	23 479	16 468	BELGIUM LUX	124 321	37 076	25 974
SWEDEN	92 867	23 550	16 499	NETHERLANDS	198 522	82 021	57 370
FINLAND	11 041	7 038	4 895	ITALY	667 247	307 143	214 476
AUSTRIA	297 476	66 426	46 326	UNITD KINGDOM	91 207	72 282	50 588
EU	2 748 981	503 785	352 651	IRELAND	13 271	13 025	9 102
CANARY IS	268	98	68	DENMARK	69 758	30 760	21 483
ICELAND	2 805	1 096	769	GREECE	74	178	121
NORWAY	69 363	10 570	7 408	PORTUGAL	11 849	3 128	2 187
SWITZERLAND	126 982	37 025	25 914	SPAIN	129 959	64 032	44 909
FAEROE IS	166	56	38	SWEDEN	9 581	14 648	10 206
MALTA	143	518	358	FINLAND	893	513	353
TURKEY	10 641	7 310	5 108	AUSTRIA	39 136	27 270	19 065
ESTONIA	50	92	66	EU	1 596 856	771 107	539 040
LATVIA	70	115	78	NORWAY	2 628	2 313	1 627
LITHUANIA	56	163	114	LIECHTENST	22 603	29 366	20 669
POLAND	43 422	14 510	10 151	SWITZERLAND	113 148	228 380	159 577
CZECH REPUB.	18 662	6 910	4 845	TURKEY	34 833	10 272	7 208
SLOVAKIA	1 999	1 456	1 013	ESTONIA	59	55	37
HUNGARY	3 721	3 005	2 089	LATVIA	4 174	219	151
ROMANIA	592	826	500	LITHUANIA	19 076	1 385	964
BULGARIA	567	721	500	POLAND	331 718	55 004	38 481
UKRAINE	7 005	3 150	2 206	CZECH REPUB.	299 809	48 815	34 147
BELARUS	75	136	95	SLOVAKIA	83 620	8 230	5 745
RUSSIA	5 868	3 091	2 176	HUNGARY	24 336	12 279	8 598
KAZAKHSTAN	782	320	216	ROMANIA	73 133	11 490	8 039
UZBEKISTAN	263	470	329	BULGARIA	56 927	5 411	3 801
KYRGHYZSTAN	621	183	130	UKRAINE	4 722	1 412	988
SLOVENIA	8 533	5 073	3 554	BELARUS	77 470	5 867	4 114
CROATIA	2 480	1 519	1 061	RUSSIA	31 233	3 749	2 612
BOS HERZEGOV	181	96	66	TADJIKISTAN	305	170	121
MACEDONIA	1 524	373	263	SLOVENIA	18 837	8 696	6 106
MOROCCO	244	299	207	CROATIA	867	879	616
ALGERIA	821	1 342	900	MACEDONIA	1 885	285	196
TUNISIA	136	221	150	MOROCCO	536	322	229
LIBYA	3 037	900	636	ALGERIA	175	172	122
EGYPT	2 271	1 740	1 217	SOUTH AFRICA	22 622	4 977	3 506
IVORY COAST	1 671	510	344	USA	37 559	77 689	54 219
GHANA	1 465	464	326	CANADA	1 847	2 232	1 555
NIGERIA	5 641	862	609	MEXICO	8	60	40
CAMEROON	214	56	39	COSTA RICA	2	42	30
GABON	246	114	79	BRAZIL	6 250	3 539	2 481
CONGO	140	67	46	ARGENTINA	185	261	182
ZAIRE	623	281	192	CYPRUS	50	79	55
RWANDA	459	227	160	SYRIA	407	121	84
KENYA	36	113	79	IRAN	2 651	499	347
UGANDA	378	194	138	ISRAEL	1 485	1 657	1 154
TANZANIA	5 467	3 615	2 492	ARAB EMIRAT	37	72	51
SEYCHELLES	138	110	79	INDIA	29 432	12 042	8 437
MAURITIUS	67	58	41	THAILAND	23 049	9 421	6 543
ZIMBABWE	54	154	108	INDONESIA	2 675	1 109	772
MALAWI	4 497	2 400	1 649	MALAYSIA	193 461	49 418	34 463
SOUTH AFRICA	14 439	6 330	4 397	SINGAPORE	13 525	10 232	7 106
NAMIBIA	139	58	39	PHILIPPINES	9 100	7 567	5 315
USA	66 079	69 506	48 562	CHINA	411 804	85 340	59 704
CANADA	4 217	4 711	3 283	NORTH KOREA	610	106	76
MEXICO	2 020	3 190	2 207	SOUTH KOREA	29 132	14 366	10 037
GUATEMALA	63	59	40	JAPAN	34 861	52 565	36 685
EL SALVADOR	177	135	95	TAIWAN	616 399	209 460	146 461
NICARAGUA	36	74	53				

6 IMPORTS AND EXPORTS (SPECIAL TRADE) BY GROUPS OF THE SITC-REV. III AND BY COUNTRIES OF PRODUCTION AND CONSUMPTION 1995

GROUP COUNTRY	DT = 100 KG	1 000 DM	1 000 \$	GROUP COUNTRY	DT = 100 KG	1 000 DM	1 000 \$
HONG KONG	2 312	1 053	739	KUWAIT	811	898	623
AUSTRALIA	149	187	129	BAHRAIN	155	370	257
EXPORTS	2 530 234	2 191 276	1 530 894	QATAR	1 306	634	442
FRANCE	364 110	292 559	204 467	ARAB EMIRAT	3 934	4 736	3 236
BELGIUM LUX	152 731	115 831	80 871	OMAN	198	379	263
NETHERLANDS	304 594	220 863	154 376	YEMEN	30	143	97
ITALY	101 846	104 122	72 731	PAKISTAN	260	473	317
UNTD KINGDOM	170 277	170 213	118 967	INDIA	2 354	5 707	3 987
IRELAND	19 581	32 778	22 902	SRI LANKA	146	324	220
DENMARK	86 513	70 176	49 011	THAILAND	1 983	4 913	3 411
GREECE	6 367	8 252	5 759	INDONESIA	931	1 908	1 308
PORTUGAL	24 951	24 350	17 052	MALAYSIA	2 999	4 284	2 979
SPAIN	121 693	112 689	78 712	BRUNEI	162	93	67
SWEDEN	158 458	131 341	91 688	SINGAPORE	6 058	11 892	8 298
FINLAND	53 919	41 140	28 730	PHILIPPINES	483	830	577
AUSTRIA	270 277	189 521	132 373	MONGOLIA	35	52	36
EU	1 835 317	1 513 835	1 057 639	CHINA	3 316	3 566	2 505
CANARY IS	160	234	159	SOUTH KOREA	3 213	7 567	5 225
ICELAND	1 418	1 296	890	JAPAN	3 564	8 815	6 161
NORWAY	27 777	21 342	14 933	TAIWAN	4 043	5 512	3 826
LIECHTENST	32 113	19 114	13 441	HONG KONG	3 284	5 118	3 563
SWITZERLAND	176 933	157 247	109 933	AUSTRALIA	6 926	9 216	6 430
MALTA	907	1 281	889	PAPUA NEW G	13	50	34
TURKEY	6 298	8 552	5 993	NEW ZEALAND	858	847	593
ESTONIA	236	248	165	UNID COUNTR	2 253	2 074	1 439
LATVIA	297	314	218				
LITHUANIA	1 253	757	530	695 TOOLS			
POLAND	28 406	24 692	17 211	IMPORTS	1 187 367	2 649 703	1 851 276
CZECH REPUB	49 987	42 339	29 587	FRANCE	69 996	220 690	154 389
SLOVAKIA	16 695	11 853	8 296	BELGIUM LUX	12 798	85 268	59 513
HUNGARY	33 825	31 599	22 112	NETHERLANDS	43 626	114 068	79 809
ROMANIA	2 089	1 599	1 113	ITALY	71 812	172 878	120 859
BULGARIA	1 553	1 534	1 066	UNTD KINGDOM	21 132	93 760	65 516
UKRAINE	436	494	343	IRELAND	9 849	60 682	41 943
BELARUS	712	522	360	DENMARK	9 684	28 470	19 945
RUSSIA	3 761	3 927	2 740	GREECE	99	536	362
KAZAKHSTAN	144	413	287	PORTUGAL	5 108	16 850	11 838
SLOVENIA	7 491	9 181	6 408	SPAIN	30 319	57 532	40 303
CROATIA	4 117	2 706	1 878	SWEDEN	11 263	181 211	126 271
BOS HERZEGOV	66	51	36	FINLAND	3 237	4 830	3 343
SERB MONTNEG	45	85	61	AUSTRIA	33 734	143 871	100 418
MACEDONIA	3 879	738	516	EU	322 657	1 180 646	824 509
MOROCCO	392	562	388	CANARY IS	1	59	38
ALGERIA	1 964	3 027	2 122	CEUTA MEL	134	253	176
TUNISIA	828	1 185	819	NORWAY	2 001	4 435	3 088
LIBYA	1 306	1 548	1 076	LIECHTENST	1 564	18 524	13 046
EGYPT	7 600	3 632	2 558	SWITZERLAND	43 727	392 117	273 800
SUDAN	18	132	86	VATICAN CITY	1	227	163
MAURITANIA	35	76	48	MALTA	135	1 662	1 153
SIERRA LEONE	57	55	39	TURKEY	4 528	8 050	5 622
IVORY COAST	36	192	132	LATVIA	210	115	79
GHANA	404	298	204	LITHUANIA	264	615	431
TOGO	112	114	80	POLAND	28 673	21 138	14 783
NIGERIA	2 185	1 002	703	CZECH REPUB	46 203	52 976	36 982
CAMEROON	35	110	69	SLOVAKIA	8 989	4 836	3 378
GABON	28	99	71	HUNGARY	14 270	18 050	12 647
CONGO	46	54	40	ROMANIA	3 675	5 695	3 987
BURUNDI	8	58	35	BULGARIA	3 533	6 581	4 590
ANGOLA		47	31	ALBANIA	96	41	30
ETHIOPIA	77	130	90	UKRAINE	844	389	278
KENYA	223	334	228	BELARUS	51	51	32
UGANDA	36	55	37	RUSSIA	9 690	6 401	4 473
TANZANIA	66	81	61	SLOVENIA	23 120	19 966	13 932
MADAGASCAR	22	53	39	CROATIA	1 424	1 601	1 119
REUNION	241	208	141	MACEDONIA	69	685	476
MAURITIUS	58	106	69	GUIN BISSAU	17	45	32
ZIMBABWE	66	94	63	MAURITIUS	1	58	41
SOUTH AFRICA	25 529	24 500	17 105	SOUTH AFRICA	1 497	4 870	3 407
USA	109 739	129 325	90 485	USA	36 019	220 148	153 881
CANADA	7 654	6 903	4 823	CANADA	12 399	25 857	18 147
ST PIERRE	14	71	51	MEXICO	181	2 477	1 733
MEXICO	42 754	30 173	21 021	EL SALVADOR	478	628	440
GUATEMALA	227	317	216	BARBADOS	245	543	375
HONDURAS	49	74	52	VENEZUELA	10	63	46
EL SALVADOR	662	493	338	ECUADOR	1	95	68
COSTA RICA	540	434	300	BRAZIL	4 815	5 297	3 696
PANAMA	87	90	63	CHILE	132	111	80
CUBA	467	189	131	ARGENTINA	1 530	5 301	3 680
HAITI	153	75	52	IRAN	7	59	40
DOMINIC REP	250	195	134	ISRAEL	1 532	64 251	44 964
MARTINIQUE	9	46	30	SAUDI ARABIA	10	62	44
JAMAICA	157	143	100	ARAB EMIRAT	23	85	59
BARBADOS	58	72	49	PAKISTAN	141	641	445
TRINIDAD TOB	39	46	32	INDIA	38 137	26 783	18 711
NETH ANTILL	71	51	38	SRI LANKA	15	1 980	1 387
COLOMBIA	396	916	634	THAILAND	3 865	4 654	3 227
VENEZUELA	430	825	570	VIETNAM	361	196	136
SURINAME	80	85	59	INDONESIA	310	598	418
FRENCH GUIAN	6	211	148	MALAYSIA	621	754	528
ECUADOR	826	905	638	SINGAPORE	524	2 837	1 982
PERU	1 590	1 816	1 271	PHILIPPINES	83	59	40
BRAZIL	16 234	20 621	14 444	CHINA	300 981	140 090	97 888
CHILE	1 403	1 735	1 216	SOUTH KOREA	4 784	18 870	13 215
BOLIVIA	57	49	33	JAPAN	19 271	204 675	143 293
PARAGUAY	13	48	33	TAIWAN	240 421	168 502	117 655
URUGUAY	114	155	105	HONG KONG	1 224	1 488	1 041
ARGENTINA	1 760	3 065	2 131	AUSTRALIA	1 763	1 984	1 395
CYPRUS	414	368	257	NEW ZEALAND	23	186	129
LEBANON	1 611	848	591	EXPORTS	1 090 210	4 395 737	3 071 740
SYRIA	1 429	985	690	FRANCE	109 033	471 138	329 003
IRAN	1 298	2 200	1 534	BELGIUM LUX	70 189	240 433	167 888
ISRAEL	6 139	6 827	4 758	NETHERLANDS	107 493	346 234	242 160
JORDAN	1 801	496	342				
SAUDI ARABIA	4 510	5 638	3 918				

6 IMPORTS AND EXPORTS (SPECIAL TRADE) BY GROUPS OF THE SITC-REV. III AND BY COUNTRIES OF PRODUCTION AND CONSUMPTION 1995

GROUP COUNTRY	DT = 100 KG	1 000 DM	1 000 \$	GROUP COUNTRY	DT = 100 KG	1 000 DM	1 000 \$
ITALY	60 471	308 996	215 867	NETH ANTILL	151	358	249
UNTD KINGDOM	63 145	288 758	202 271	COLOMBIA	2 237	7 045	4 521
IRELAND	7 823	17 643	12 305	VENEZUELA	1 785	5 430	3 808
DENMARK	26 183	113 790	79 378	GUYANA	140	346	234
GREECE	9 944	26 284	18 374	SURINAME	37	82	57
PORTUGAL	10 200	30 693	21 465	FRENCH GUIAN	32	81	58
SPAIN	36 307	135 905	94 913	ECUADOR	1 654	3 192	2 230
SWEDEN	32 174	140 623	98 089	PERU	2 122	4 871	3 417
FINLAND	11 608	51 384	35 853	BRAZIL	6 487	36 711	25 730
AUSTRIA	60 146	271 554	189 723	CHILE	3 342	10 417	7 301
EU	604 716	2 443 435	1 707 289	BOLIVIA	841	1 918	1 341
CANARY IS	700	1 667	1 159	PARAGUAY	492	1 051	733
CEUTA MEL	354	184	128	URUGUAY	257	751	520
ICELAND	656	2 007	1 397	ARGENTINA	1 995	11 187	7 813
NORWAY	8 272	39 235	27 405	CYPRUS	1 353	3 065	2 140
LIECHTENST	8 354	39 526	27 729	LEBANON	2 179	3 940	2 772
SWITZERLAND	68 951	305 156	213 302	SYRIA	2 585	4 159	2 899
ANDORRA	41	200	140	IRAN	2 934	12 186	8 522
MALTA	631	2 454	1 718	ISRAEL	8 890	25 424	17 777
TURKEY	6 395	30 948	21 695	JORDAN	819	1 809	1 252
ESTONIA	802	1 905	1 321	SAUDI ARABIA	6 739	18 804	13 182
LATVIA	803	2 216	1 543	KUWAIT	1 398	3 540	2 466
LITHUANIA	665	1 864	1 308	BAHRAIN	324	942	653
POLAND	20 407	55 558	38 833	QATAR	374	1 139	787
CZECH REPUB	36 283	85 514	59 619	ARAB EMIRAT	5 755	18 455	12 882
SLOVAKIA	4 230	13 839	9 647	OMAN	264	807	552
HUNGARY	15 546	39 897	27 842	YEMEN	336	1 364	959
ROMANIA	3 105	10 326	7 245	AFGHANISTAN	7	53	35
BULGARIA	1 301	4 676	3 258	PAKISTAN	544	1 841	1 293
ALBANIA	98	197	140	INDIA	5 046	24 375	17 076
UKRAINE	1 399	3 816	2 651	BANGLADESH	204	299	212
BELARUS	532	2 351	1 647	SRI LANKA	1 136	2 136	1 496
MOLODOVA	7	51	35	NEPAL	4	398	284
RUSSIA	9 564	37 689	26 335	BHUTAN	6	44	32
GEORGIA	50	89	62	MYANMAR	261	936	649
AZERBAIJAN	15	115	81	THAILAND	6 611	22 487	15 759
KAZAKHSTAN	275	1 330	920	LAOS	13	69	43
TURKMENISTAN	936	11 552	8 184	VIETNAM	297	1 587	1 116
UZBEKISTAN	228	1 443	1 014	CAMBODIA	70	169	118
KYRGYZSTAN	12	74	48	INDONESIA	5 655	15 085	10 559
SLOVENIA	4 721	15 960	11 155	MALAYSIA	4 843	18 532	12 989
CROATIA	4 111	10 903	7 646	BRUNEI	46	404	282
BOS HERZEGOV	541	613	418	SINGAPORE	11 436	62 612	43 769
SERB MONTNEG	44	260	180	PHILIPPINES	1 326	5 257	3 681
MACEDONIA	630	2 348	1 628	MONGOLIA	206	424	297
MOROCCO	601	1 521	1 046	CHINA	4 392	31 378	21 884
ALGERIA	1 024	8 888	6 200	NORTH KOREA	17	89	62
TUNISIA	738	3 466	2 422	SOUTH KOREA	11 418	62 142	43 294
LIBYA	961	5 308	3 712	JAPAN	12 846	98 549	69 079
EGYPT	3 732	12 180	8 504	TAIWAN	7 575	32 128	22 506
SUDAN	93	370	249	HONG KONG	11 155	52 066	36 430
MAURITANIA	44	259	184	AUSTRALIA	7 032	34 698	24 272
MALI	39	91	61	PAPUA NEW G	71	171	122
BURKINA FASO	50	167	119	NEW ZEALAND	1 644	5 732	4 013
NIGER	25	73	52	NEW CALEDON	28	107	70
SENEGAL	20	109	74	FIJI	3	45	33
GUIN BISSAU	28	52	37	FR POLYNESIA	24	119	80
GUINEA	102	292	204	SHIPS SUPPL	8	43	30
IVORY COAST	122	604	424	UNID COUNTR	1 075	4 048	2 799
GHANA	986	3 005	2 107				
TOGO	29	86	61	896 CUTLERY			
BENIN	42	149	102				
NIGERIA	3 320	5 661	3 942	IMPORTS	294 910	677 556	473 222
CAMEROON	196	480	337	FRANCE	1 564	6 223	4 352
GABON	33	192	135	BELGIUM LUX	575	2 210	1 539
CONGO	140	1 201	836	NETHERLANDS	4 878	20 036	14 110
ZAIRE	75	311	212	ITALY	10 890	39 165	27 348
RWANDA	100	431	303	UNTD KINGDOM	16 964	48 359	33 739
BURUNDI	146	446	316	DENMARK	292	1 081	754
ANGOLA	102	1 823	1 269	GREECE	52	161	111
ETHIOPIA	224	616	429	PORTUGAL	3 272	6 822	4 772
ERITREA	167	240	168	SPAIN	1 842	5 447	3 812
SOMALIA	39	46	33	SWEDEN	73	352	242
KENYA	1 132	2 075	1 456	FINLAND	1 587	5 697	4 001
UGANDA	136	441	307	AUSTRIA	470	1 964	1 377
TANZANIA	579	936	655	EU	42 473	137 556	96 183
MOZAMBIQUE	36	87	56	NORWAY	74	525	368
MADAGASCAR	42	170	112	SWITZERLAND	4 185	45 200	31 521
REUNION	61	127	88	TURKEY	475	465	323
MAURITIUS	340	829	584	POLAND	486	1 153	801
ZAMBIA	36	442	305	CZECH REPUB	2 394	7 366	5 139
ZIMBABWE	454	1 081	754	SLOVAKIA	244	647	456
MALAWI	214	587	391	HUNGARY	105	328	227
SOUTH AFRICA	10 838	38 211	26 742	ROMANIA	1 597	913	638
NAMIBIA	252	929	649	BULGARIA	57	122	87
USA	88 148	395 460	276 079	CROATIA	124	1 626	1 122
CANADA	8 138	44 472	30 991	TUNISIA	56	132	90
MEXICO	6 020	23 445	16 396	SOUTH AFRICA	49	407	288
GUATEMALA	801	1 660	1 150	USA	25 734	111 974	78 273
HONDURAS	302	744	525	CANADA	58	100	71
EL SALVADOR	523	1 160	815	MEXICO	2 254	27 611	19 319
NICARAGUA	127	196	140	BRAZIL	1 760	4 865	3 409
COSTA RICA	765	2 181	1 511	ARGENTINA	20	76	52
PANAMA	671	1 796	1 256	ISRAEL	128	381	264
CUBA	35	117	79	PAKISTAN	2 501	4 843	3 388
HAITI	242	254	173	INDIA	360	565	400
DOMINIC REP	572	1 550	1 084	BANGLADESH	51	57	41
GUADELOUPE	38	126	88	THAILAND	619	1 052	733
ANTIGUA	3	49	35	INDONESIA	24 602	39 233	23 082
DOMINICA	15	47	33	MALAYSIA	437	540	373
MARTINIQUE	51	113	82	SINGAPORE	3 260	23 660	16 422
JAMAICA	114	283	196	PHILIPPINES	438	621	437
ST LUCIA	49	83	59	CHINA	121 658	137 861	96 286
BARBADOS	24	52	36	NORTH KOREA	73	103	72
TRINIDAD TOB	187	884	617	SOUTH KOREA	33 529	70 390	49 148
ARUBA	20	43	30				

6 IMPORTS AND EXPORTS (SPECIAL TRADE) BY GROUPS OF THE SITC-REV. III AND BY COUNTRIES OF PRODUCTION AND CONSUMPTION 1995

GROUP COUNTRY	DT = 100 KG	1 000 DM	1 000 \$	GROUP COUNTRY	DT = 100 KG	1 000 DM	1 000 \$
JAPAN	6 223	28 251	19 796	THAILAND	378	2 492	1 745
TAIWAN	11 758	18 284	12 723	VIETNAM	724	2 724	1 903
HONG KONG	7 078	16 506	11 594	INDONESIA	342	1 488	1 061
EXPORTS	207 719	1 002 975	700 676	MALAYSIA	265	1 160	810
FRANCE	33 313	162 734	113 667	SINGAPORE	797	4 683	3 281
BELGIUM LUX	10 630	41 178	28 714	PHILIPPINES	93	650	459
NETHERLANDS	14 230	63 637	44 436	CHINA	221	442	308
ITALY	16 314	73 745	51 567	SOUTH KOREA	502	4 604	3 242
UNITED KINGDOM	25 083	108 819	75 973	JAPAN	3 223	21 876	15 335
IRELAND	179	1 055	733	TAIWAN	335	3 024	2 122
DENMARK	7 271	36 494	25 480	HONG KONG	1 365	8 231	5 760
GREECE	2 968	17 239	12 046	AUSTRALIA	1 153	7 911	5 525
PORTUGAL	9 185	13 334	9 292	AUST OCEANIA	14	100	67
SPAIN	10 158	46 324	32 288	NEW ZEALAND	305	1 591	1 111
SWEDEN	1 535	9 943	6 939	UNID COUNTR	108	706	490
FINLAND	624	3 389	2 373	697 HOUSEHOLD EQUIPMENT,NES			
AUSTRIA	11 268	48 023	33 520	IMPORTS	1 861 672	1 396 875	976 752
EU	136 758	625 914	437 028	FRANCE	68 523	61 210	42 911
CANARY IS	24	160	113	BELGIUM LUX	23 689	31 301	21 913
ICELAND	114	683	467	NETHERLANDS	73 723	71 589	50 110
NORWAY	1 569	6 286	4 394	ITALY	354 176	283 614	198 521
LIECHTENST	38	82	56	UNITED KINGDOM	20 989	24 675	17 241
SWITZERLAND	9 247	53 499	37 427	IRELAND	997	5 233	3 653
ANDORRA	72	759	527	DENMARK	27 050	29 576	20 660
MALTA	117	615	422	GREECE	3 662	5 634	3 932
TURKEY	1 285	5 403	3 758	PORTUGAL	2 211	3 388	2 374
ESTONIA	164	634	440	SPAIN	26 234	29 815	20 831
LATVIA	221	826	572	SWEDEN	12 594	8 076	5 643
LITHUANIA	230	709	497	FINLAND	1 063	1 524	1 071
POLAND	3 778	13 764	9 642	AUSTRIA	36 284	34 782	24 396
CZECH REPUBL	9 665	12 206	8 526	EU	651 195	590 397	413 256
SLOVAKIA	258	1 010	707	ICELAND	1 542	2 949	2 069
HUNGARY	1 539	5 131	3 587	NORWAY	3 901	3 540	2 473
ROMANIA	590	1 731	1 204	SWITZERLAND	51 524	80 165	56 063
BULGARIA	385	1 119	779	MALTA	333	433	288
UKRAINE	337	698	487	TURKEY	37 954	26 898	18 725
BELARUS	50	227	155	ESTONIA	79	49	35
MOLDOVA	29	52	36	LATVIA	210	59	42
RUSSIA	1 225	5 736	3 996	LITHUANIA	198	71	48
KAZAKHSTAN	23	154	108	POLAND	93 604	35 184	24 584
UZBEKISTAN	25	126	89	CZECH REPUBL	102 856	36 285	25 371
SLOVENIA	702	2 757	1 927	SLOVAKIA	19 527	4 016	2 797
CROATIA	897	3 686	2 571	HUNGARY	139 109	60 621	42 368
BOS HERZEGOV	39	97	66	ROMANIA	8 913	3 797	2 662
MACEDONIA	115	314	216	BULGARIA	94	127	86
MOROCCO	102	463	327	UKRAINE	355	72	51
ALGERIA	3	49	35	RUSSIA	1 239	487	340
TUNISIA	12	109	71	SLOVENIA	20 729	16 348	11 436
EGYPT	668	2 263	1 595	CROATIA	2 165	696	486
SENEGAL	25	48	32	MACEDONIA	3 278	1 728	1 221
GAMBIA	20	48	34	MOROCCO	82	74	53
IVORY COAST	196	449	308	EGYPT	145	101	67
GHANA	108	282	195	SOUTH AFRICA	3 884	1 319	924
TOGO	228	460	315	USA	10 552	18 095	12 621
NIGERIA	433	1 003	696	CANADA	5 553	4 678	3 290
ZAIRE	499	1 032	718	MEXICO	307	409	283
ETHIOPIA	34	200	137	COSTA RICA	146	56	38
KENYA	5	47	33	HAITI	11	53	39
MOZAMBIQUE	11	134	95	VENEZUELA	143	146	99
MAURITIUS	39	125	87	BRAZIL	748	1 071	755
SOUTH AFRICA	1 300	6 058	4 230	SYRIA	137	91	59
USA	15 775	116 750	81 661	IRAN	261	137	97
CANADA	1 339	10 209	7 145	ISRAEL	721	1 379	961
MEXICO	327	1 456	1 011	QATAR	89	94	67
BERMUDA	3	56	39	PAKISTAN	536	661	461
GUATEMALA	59	305	210	INDIA	36 544	43 324	30 358
HONDURAS	9	65	43	SRI LANKA	38	46	31
EL SALVADOR	11	104	72	NEPAL	116	284	197
COSTA RICA	40	217	152	THAILAND	6 992	9 000	6 255
PANAMA	67	604	424	VIETNAM	5 528	589	414
HAITI	13	45	32	INDONESIA	7 485	4 811	3 342
DOMINIC REP	36	103	72	MALAYSIA	3 520	2 189	1 521
GUADELOUPE	39	159	112	SINGAPORE	43	107	77
MARTINIQUE	19	98	70	PHILIPPINES	2 761	3 936	2 761
BARBADOS	27	52	38	CHINA	427 077	254 767	178 181
TRINIDAD TOB	22	84	57	SOUTH KOREA	83 715	89 449	62 247
NETH ANTILL	63	189	132	JAPAN	1 315	4 603	3 202
COLOMBIA	309	988	689	TAIWAN	116 234	82 716	57 835
VENEZUELA	559	1 940	1 360	HONG KONG	7 048	8 003	5 580
ECUADOR	41	252	177	AUSTRALIA	758	397	281
PERU	98	402	278	NEW ZEALAND	49	91	60
BRAZIL	846	3 362	2 382	EXPORTS	755 949	926 935	647 412
CHILE	256	1 573	1 092	FRANCE	70 432	95 663	66 828
BOLIVIA	65	189	131	BELGIUM LUX	56 162	60 559	42 279
PARAGUAY	97	643	445	NETHERLANDS	98 209	88 754	61 944
URUGUAY	154	532	369	ITALY	28 823	39 652	27 717
ARGENTINA	920	3 211	2 252	UNITED KINGDOM	51 433	37 140	25 973
CYPRUS	413	1 746	1 221	IRELAND	4 030	2 992	2 082
LEBANON	206	1 001	697	DENMARK	12 870	12 893	9 008
SYRIA	59	275	189	GREECE	7 220	13 094	9 112
IRAN	767	2 435	1 698	PORTUGAL	3 259	5 428	3 789
ISRAEL	1 892	9 768	6 110	SPAIN	14 586	25 224	17 593
JORDAN	422	1 566	1 095	SWEDEN	13 376	11 867	8 264
SAUDI ARABIA	1 344	6 191	4 335	FINLAND	3 004	5 091	3 543
KUWAIT	128	866	601	AUSTRIA	88 897	128 967	89 905
BAHRAIN	53	345	237	EU	452 301	527 324	368 037
QATAR	29	178	129	CANARY IS	303	435	308
ARAB EMIRAT	3 514	14 801	10 344	ICELAND	1 169	999	690
OMAN	45	240	165	NORWAY	4 528	6 769	4 743
AFGHANISTAN	238	463	333	LIECHTENST	391	1 554	1 101
PAKISTAN	63	220	154	SWITZERLAND	110 285	128 426	89 791
INDIA	13	111	76				
SRI LANKA	18	65	45				
NEPAL	95	484	326				

6 IMPORTS AND EXPORTS (SPECIAL TRADE) BY GROUPS OF THE SITC-REV. III AND BY COUNTRIES OF PRODUCTION AND CONSUMPTION 1995

GROUP COUNTRY	DT = 100 KG	1 000 DM	1 000 \$	GROUP COUNTRY	DT = 100 KG	1 000 DM	1 000 \$
ANDORRA	150	425	297	PORTUGAL	162 185	83 648	58 558
MALTA	241	508	348	SPAIN	284 075	171 287	119 768
TURKEY	9 084	7 899	5 537	SWEDEN	135 470	93 399	65 317
ESTONIA	1 318	1 125	789	FINLAND	13 544	7 346	5 118
LATVIA	1 060	1 335	936	AUSTRIA	522 871	445 620	310 904
LITHUANIA	4 289	2 815	1 976	EU	4 687 820	3 132 205	2 189 208
POLAND	31 627	25 280	17 669	NORWAY	33 976	23 277	16 255
CZECH REPUBL	18 916	19 963	13 961	LIECHTENST	2 781	2 906	2 048
SLOVAKIA	4 356	2 361	1 656	SWITZERLAND	313 071	425 785	297 870
HUNGARY	7 656	7 675	5 367	MALTA	419	1 104	770
ROMANIA	2 012	2 612	1 809	TURKEY	100 541	45 698	31 996
BULGARIA	381	499	349	ESTONIA	1 277	861	591
UKRAINE	1 496	2 018	1 402	LATVIA	6 644	1 506	1 059
BELARUS	557	938	660	LITHUANIA	77 151	5 914	4 132
RUSSIA	9 656	14 050	9 783	POLAND	1 559 822	295 564	207 121
AZERBAIJAN	157	226	158	CZECH REPUBL	1 432 097	399 526	279 832
KAZAKHSTAN	404	473	333	SLOVAKIA	269 158	57 389	40 145
SLOVENIA	2 860	5 304	3 714	HUNGARY	284 789	113 941	79 695
CROATIA	2 304	3 608	2 522	ROMANIA	148 854	20 444	14 315
BOS HERZEGOV	150	190	132	BULGARIA	28 634	3 782	2 655
MACEDONIA	1 027	1 070	742	UKRAINE	39 440	3 040	2 119
MOROCCO	505	176	120	BELARUS	23 333	2 645	1 852
TUNISIA	633	401	279	MOLDOVA	369	48	33
LIBYA	179	335	230	RUSSIA	115 395	18 634	13 035
EGYPT	355	547	382	KAZAKHSTAN	113	401	288
SUDAN	14	46	32	UZBEKISTAN	95	344	239
IVORY COAST	75	246	176	SLOVENIA	174 419	100 230	70 098
GHANA	91	144	97	CROATIA	53 879	22 260	15 583
NIGERIA	33	53	38	BOS HERZEGOV	44	90	62
ETHIOPIA	135	173	122	MACEDONIA	753	347	242
DJIBOUTI	152	67	46	MOROCCO	154	119	84
KENYA	36	68	48	TUNISIA	60	61	45
TANZANIA	80	79	54	EGYPT	1 069	205	142
ZIMBABWE	20	71	50	ZAIRE	20	178	122
SOUTH AFRICA	1 433	2 471	1 723	MAURITIUS	41	531	374
NAMIBIA	104	72	49	SOUTH AFRICA	20 695	5 331	3 799
USA	21 946	43 187	30 247	USA	167 142	321 923	225 152
CANADA	2 399	4 592	3 210	CANADA	10 781	8 229	5 742
MEXICO	439	913	636	MEXICO	1 277	2 152	1 498
GUATEMALA	162	237	159	EL SALVADOR	19	56	40
HONDURAS	40	96	64	BARBADOS	38	687	487
EL SALVADOR	113	225	156	VENEZUELA	795	275	189
COSTA RICA	32	49	33	BRAZIL	28 892	16 970	11 871
CUBA	23	54	39	ARGENTINA	30	117	81
HAITI	64	67	47	CYPRUS	235	118	83
BAHAMAS	10	53	36	IRAN	4 594	586	419
GUADELOUPE	85	53	36	ISRAEL	66 121	49 188	34 420
ST LUCIA	90	114	80	JORDAN	1 028	913	616
BARBADOS	62	66	46	SAUDI ARABIA	2 765	2 661	1 891
ARUBA	54	90	64	PAKISTAN	266	429	301
NETH ANTILL	176	237	169	INDIA	18 309	11 373	7 976
COLOMBIA	220	708	489	SRI LANKA	98	527	368
VENEZUELA	207	494	345	THAILAND	5 149	4 491	3 145
ECUADOR	88	276	196	INDONESIA	3 650	1 944	1 350
PERU	36	107	74	MALAYSIA	20 109	18 810	13 187
BRAZIL	641	1 435	1 016	SINGAPORE	24 441	51 307	36 027
CHILE	261	469	329	PHILIPPINES	1 129	1 456	1 028
PARAGUAY	81	119	84	CHINA	498 353	142 230	99 276
ARGENTINA	174	512	358	NORTH KOREA	1 112	781	548
CYPRUS	878	1 696	1 190	SOUTH KOREA	15 967	14 460	10 074
LEBANON	1 038	2 174	1 522	JAPAN	25 844	72 454	50 646
SYRIA	105	142	102	TAIWAN	116 524	113 085	79 083
IRAN	354	524	366	HONG KONG	7 985	8 386	5 852
ISRAEL	2 698	3 520	2 465	AUSTRALIA	13 769	11 053	7 691
JORDAN	240	372	259	NEW ZEALAND	2 009	945	667
SAUDI ARABIA	2 407	5 629	3 960	UNID COUNTR	177	133	93
KUWAIT	353	894	628	EXPORTS	9 141 936	9 082 782	6 348 537
BAHRAIN	115	256	179	FRANCE	1 141 755	1 069 042	747 005
QATAR	203	236	160	BELGIUM LUX	742 823	718 112	500 095
ARAB EMIRAT	3 240	4 714	3 290	NETHERLANDS	923 321	813 626	569 319
OMAN	154	255	182	ITALY	503 234	459 389	320 779
PAKISTAN	33	123	85	UNT D KINGDOM	657 535	804 300	562 479
INDIA	83	199	136	IRELAND	39 925	35 055	24 522
MALDIVES	26	59	42	DENMARK	260 997	225 194	157 189
SRI LANKA	217	407	264	GREECE	34 971	46 773	32 625
THAILAND	1 214	2 635	1 839	PORTUGAL	65 696	73 641	51 557
VIETNAM	182	253	179	SPAIN	404 872	442 040	309 114
INDONESIA	3 072	2 840	1 987	SWEDEN	372 596	403 835	282 041
MALAYSIA	1 577	4 235	2 967	FINLAND	123 527	89 879	62 692
BRUNEI	94	136	96	AUSTRIA	837 947	724 526	506 536
SINGAPORE	3 986	7 269	5 089	EU	6 109 199	5 903 412	4 125 953
PHILIPPINES	621	962	664	CANARY IS	1 955	2 713	1 893
CHINA	553	1 042	723	CEUTA MEL	10	147	105
SOUTH KOREA	12 625	26 628	18 647	ICELAND	3 529	4 014	2 773
JAPAN	9 616	16 821	11 745	NORWAY	75 506	77 549	54 255
TAIWAN	2 310	3 932	2 734	LIECHTENST	2 376	2 884	2 024
HONG KONG	2 524	4 411	3 071	SWITZERLAND	511 471	574 234	401 893
MACAO	27	46	33	FAEROE IS	78	170	119
AUSTRALIA	3 825	6 856	4 801	ANDORRA	38	53	36
NEW ZEALAND	473	859	594	MALTA	3 995	6 852	4 771
FIJI	16	62	42	SAN MARINO	1 254	908	642
FR POLYNESIA	47	107	72	TURKEY	42 458	56 087	39 239
UNID COUNTR	565	773	525	ESTONIA	3 840	4 744	3 320
699 MANUFACTS.BASE METAL,NES				LATVIA	4 329	5 514	3 847
IMPORTS	10 416 278	5 542 518	3 875 830	LITHUANIA	7 345	7 260	5 062
FRANCE	876 232	546 647	381 658	POLAND	291 736	222 086	154 961
BELGIUM LUX	255 201	144 232	101 090	CZECH REPUBL	322 087	271 114	189 655
NETHERLANDS	517 165	360 550	252 308	SLOVAKIA	57 575	45 756	31 968
ITALY	1 174 846	776 084	542 839	HUNGARY	149 242	127 535	89 295
UNT D KINGDOM	421 571	299 544	209 754	ROMANIA	27 000	31 577	22 061
IRELAND	51 664	55 398	38 554	BULGARIA	12 213	9 245	6 462
DENMARK	268 818	145 291	101 126	ALBANIA	377	588	410
GREECE	4 178	3 159	2 214	UKRAINE	3 405	4 297	3 002
				BELARUS	13 273	8 392	5 893

6 IMPORTS AND EXPORTS (SPECIAL TRADE) BY GROUPS OF THE SITC-REV. III AND BY COUNTRIES OF PRODUCTION AND CONSUMPTION 1995

GROUP COUNTRY	DT = 100 KG	1 000 DM	1 000 \$	GROUP COUNTRY	DT = 100 KG	1 000 DM	1 000 \$
MOLDOVA	385	951	668	BANGLADESH	420	939	661
RUSSIA	58 688	57 832	40 447	SRI LANKA	470	1 125	787
GEORGIA	148	335	235	NEPAL	1 621	2 153	1 515
AZERBAIJAN	3 646	1 217	842	MYANMAR	1 126	233	167
KAZAKHSTAN	1 188	2 012	1 401	THAILAND	19 224	23 471	16 477
TURKMENISTAN	12 747	3 151	2 092	VIETNAM	520	907	625
UZBEKISTAN	384	301	211	INDONESIA	16 543	17 808	12 553
TADJIKISTAN	1 971	473	312	MALAYSIA	19 672	22 558	15 748
KYRGYZSTAN	179	400	277	BRUNEI	93	412	284
SLOVENIA	68 994	46 242	32 331	SINGAPORE	44 412	66 093	46 257
CROATIA	14 143	13 662	9 560	PHILIPPINES	3 662	6 785	4 747
BOS HERZEGOV	573	2 036	1 416	MONGOLIA	116	97	71
SERB MONTNEG	96	136	94	CHINA	14 112	25 100	17 480
MACEDONIA	1 859	2 210	1 544	NORTH KOREA	1 367	749	524
MOROCCO	8 223	3 716	2 604	SOUTH KOREA	44 683	52 957	37 099
ALGERIA	12 655	9 076	6 391	JAPAN	70 421	105 848	73 986
TUNISIA	4 857	7 021	4 899	TAIWAN	42 601	48 457	33 863
LIBYA	2 814	3 598	2 538	HONG KONG	14 609	30 741	21 444
EGYPT	7 682	8 259	5 751	MACAO	180	260	176
SUDAN	352	140	99	AUSTRALIA	57 344	75 093	52 444
MAURITANIA	30	134	90	PAPUA NEW G	54	120	81
MALI	184	310	204	NEW ZEALAND	9 060	7 244	5 049
NIGER	438	61	43	SOLOMON IS	124	57	41
SENEGAL	126	211	146	NEW CALEDON	437	753	530
GUINEA	92	272	189	FIJI	41	109	74
LIBERIA	325	145	102	WEST SAMOA	230	89	63
IVORY COAST	292	795	539	FR POLYNESIA	170	309	209
GHANA	9 820	1 868	1 308	UNID COUNTR	3 740	6 445	4 490
TOGO	562	329	232				
BENIN	517	331	226	700 CPL IND PLANT (84/85/87)			
NIGERIA	11 153	4 674	3 245	EXPORTS	2 126 951	6 606 886	4 618 691
CAMEROON	283	365	257	FRANCE	4 748	53 715	37 513
CENT AFR REP	61	46	30	BELGIUM LUX	7 524	19 935	14 078
GABON	398	607	421	NETHERLANDS	22 997	227 451	160 607
CONGO	1 337	807	559	ITALY	8 705	24 813	17 284
ZAIRE	385	281	193	UNITD KINGDOM	34 814	143 329	100 464
BURUNDI	83	228	163	IRELAND	3 194	10 336	6 944
ANGOLA	1 153	167	118	DENMARK	92	1 100	786
ETHIOPIA	1 277	818	575	GREECE	1 193	6 312	4 434
ERITREA	59	73	51	PORTUGAL	3 577	36 973	25 556
DJIBOUTI	12	55	35	SPAIN	15 123	90 934	62 591
KENYA	575	1 243	860	FINLAND	5 098	14 616	10 197
UGANDA	59	126	84	AUSTRIA	7 535	48 542	33 974
TANZANIA	3 021	1 198	836	EU	114 600	678 056	474 428
BRIT IND OC	87	53	37	LIECHTENST	2 064	2 818	2 003
MOZAMBIQUE	20	76	51	SWITZERLAND	4 270	11 048	7 698
MADAGASCAR	90	121	87	MALTA	169	91	64
REUNION	303	419	295	TURKEY	11 489	73 463	51 064
MAURITIUS	495	1 337	931	LATVIA	2 114	10 032	7 110
ZAMBIA	117	128	87	LITHUANIA	76	346	249
ZIMBABWE	196	426	295	POLAND	36 532	133 860	94 244
SOUTH AFRICA	64 301	73 244	51 217	CZECH REPUB	22 228	44 904	31 412
NAMIBIA	2 370	1 350	952	SLOVAKIA	575	3 700	2 604
BOTSWANA	155	63	46	HUNGARY	16 810	48 939	33 328
USA	423 232	535 447	374 235	ROMANIA	12 639	40 162	28 084
CANADA	74 268	60 468	42 233	BULGARIA	103	373	260
ST PIERRE	250	347	239	UKRAINE	50 181	207 497	144 295
MEXICO	66 575	75 089	52 250	BELARUS	35 210	80 623	56 736
GUATEMALA	700	948	658	RUSSIA	132 394	446 758	313 185
HONDURAS	662	493	344	GEORGIA	1 159	2 044	1 432
EL SALVADOR	590	922	640	KAZAKHSTAN	3 704	8 499	5 851
NICARAGUA	65	96	66	TURKMENISTAN	541	4 310	3 061
COSTA RICA	666	1 095	743	UZBEKISTAN	12 232	14 002	9 671
PANAMA	922	505	350	SLOVENIA	1 517	4 125	2 907
CUBA	969	2 109	1 489	CROATIA	386	1 698	1 193
HAITI	304	232	153	BOS HERZEGOV	233	263	189
BAHAMAS	130	75	52	MOROCCO	399	897	627
DOMINIC REP	627	831	581	ALGERIA	7 549	36 486	25 277
GUADELOUPE	173	300	198	TUNISIA	3	54	36
DOMINICA	41	73	49	LIBYA	12 360	87 551	61 583
MARTINIQUE	75	239	160	EGYPT	18 350	58 461	40 795
JAMAICA	280	362	253	SIERRA LEONE	2 319	3 159	2 247
ST LUCIA	326	196	137	GHANA	1 371	3 286	2 337
ST VINCENT	64	50	40	TOGO	16	127	89
BARBADOS	32	145	100	BENIN	125	317	222
TRINIDAD TOB	1 014	762	535	NIGERIA	26 123	75 381	53 238
ARUBA	35	107	71	ZAIRE	10	53	37
NETH ANTILL	367	489	340	ETHIOPIA	116	104	73
COLOMBIA	4 316	6 062	4 217	KENYA	885	996	705
VENEZUELA	4 333	4 385	3 061	TANZANIA	368	1 922	1 314
GUYANA	27	65	46	MALAWI	485	2 896	1 981
SURINAME	586	292	202	SOUTH AFRICA	10 895	34 645	24 376
FRENCH GUIAN	32	53	33	NAMIBIA	809	1 020	722
ECUADOR	1 614	1 866	1 298	USA	62 280	217 893	154 196
PERU	1 455	2 061	1 432	CANADA	26 390	40 656	28 357
BRAZIL	60 851	87 806	61 527	MEXICO	14 408	60 975	42 788
CHILE	5 465	7 633	5 331	EL SALVADOR	1 367	1 986	1 403
BOLIVIA	1 560	770	536	CUBA	150	338	231
PARAGUAY	397	1 030	700	DOMINIC REP	60	454	295
URUGUAY	719	1 083	750	TRINIDAD TOB	13 833	41 008	29 120
ARGENTINA	8 210	9 196	6 398	COLOMBIA	6 357	9 767	6 865
CYPRUS	2 422	2 816	1 968	VENEZUELA	4 583	34 227	24 042
LEBANON	3 954	3 899	2 713	FRENCH GUIAN	82	374	263
SYRIA	2 553	2 085	1 455	ECUADOR	111	521	349
IRAN	11 014	12 239	8 546	PERU	91	311	221
ISRAEL	50 836	46 222	32 376	BRAZIL	9 167	44 010	30 672
JORDAN	2 784	2 367	1 652	CHILE	17 160	27 159	19 166
SAUDI ARABIA	32 164	28 124	19 677	ARGENTINA	13 437	39 054	26 896
KUWAIT	3 605	4 729	3 281	LEBANON	367	1 199	853
BAHRAIN	3 361	2 757	1 922	SYRIA	11 399	24 261	16 909
QATAR	299	1 268	882	IRAQ	1 242	2 023	1 431
ARAB EMIRAT	34 780	25 314	17 765	IRAN	131 756	220 820	155 196
OMAN	1 247	1 792	1 246	ISRAEL	712	3 679	2 479
YEMEN	661	738	510	JORDAN	12 790	20 352	14 322
PAKISTAN	1 885	3 622	2 533				
INDIA	14 905	21 474	14 878				

6 IMPORTS AND EXPORTS (SPECIAL TRADE) BY GROUPS OF THE SITC-REV. III AND BY COUNTRIES OF PRODUCTION AND CONSUMPTION 1995

GROUP COUNTRY	DT = 100 KG	1 000 DM	1 000 \$	GROUP COUNTRY	DT = 100 KG	1 000 DM	1 000 \$
SAUDI ARABIA	274 573	348 314	243 110	ZAIRE	76	151	104
BAHRAIN	25	1 829	1 217	ETHIOPIA	3	67	47
QATAR	32 284	139 851	98 687	TANZANIA	48	116	83
ARAB EMIRAT	19 590	135 988	95 358	MAURITIUS	110	141	98
OMAN	102	573	405	SOUTH AFRICA	138	790	555
PAKISTAN	25 132	102 560	71 613	BOTSWANA	23	111	79
INDIA	115 329	291 385	202 980	USA	2 617	5 353	3 755
SRI LANKA	2 476	3 873	2 656	CANADA	124	300	208
THAILAND	138 837	266 387	187 333	MEXICO	663	3 584	2 453
VIETNAM	528	4 567	3 237	NICARAGUA	7	42	30
INDONESIA	169 250	475 958	332 393	CUBA	2	51	36
MALAYSIA	113 761	346 727	240 220	BAHAMAS	105	55	40
BRUNEI	1 237	4 225	2 916	DOMINICA	65	87	63
SINGAPORE	20 071	97 105	68 018	COLOMBIA	57	102	70
PHILIPPINES	16 425	41 860	28 909	PERU	25	67	47
MONGOLIA	651	665	459	BRAZIL	697	1 183	798
CHINA	181 181	678 664	472 368	CHILE	270	536	356
SOUTH KOREA	61 140	325 897	227 382	BOLIVIA	94	173	119
JAPAN	3 804	14 695	10 313	ARGENTINA	30	300	214
TAIWAN	71 285	361 404	252 249	CYPRUS	19	137	96
HONG KONG	2 972	8 229	5 668	LEBANON	796	416	300
MACAO	605	4 937	3 496	SYRIA	486	620	436
AUSTRALIA	4 212	34 869	24 722	IRAN	997	2 509	1 745
NEW ZEALAND	33	205	142	ISRAEL	844	1 646	1 161
				JORDAN	357	421	295
711 STEAM GENER. BOILERS, ETC.				SAUDI ARABIA	5 652	5 508	3 820
IMPORTS	156 931	102 975	72 020	KUWAIT	34	452	311
FRANCE	16 844	8 494	5 883	ARAB EMIRAT	302	736	502
BELGIUM LUX	3 079	5 661	3 899	OMAN	283	564	393
NETHERLANDS	13 548	14 826	10 399	YEMEN	123	169	118
ITALY	2 173	1 964	1 372	PAKISTAN	1 960	3 370	2 376
UNITED KINGDOM	661	1 208	853	INDIA	206	966	670
DENMARK	5 010	10 596	7 321	BANGLADESH	1 404	938	649
SPAIN	300	276	194	SRI LANKA	234	323	228
SWEDEN	1 958	2 971	2 023	THAILAND	11 149	9 657	6 858
FINLAND	732	2 622	1 841	VIETNAM	1 530	2 302	1 595
AUSTRIA	16 135	16 153	11 377	INDONESIA	11 946	11 987	8 370
EU	60 440	64 771	45 162	MALAYSIA	2 497	3 182	2 234
NORWAY	216	177	121	SINGAPORE	3 237	5 179	3 612
SWITZERLAND	833	3 903	2 745	PHILIPPINES	340	766	537
TURKEY	161	70	48	CHINA	14 125	15 106	10 644
ESTONIA	3 605	2 528	1 788	SOUTH KOREA	4 505	10 129	7 140
LATVIA	132	116	81	JAPAN	515	2 824	1 974
POLAND	37 401	11 056	7 798	TAIWAN	2 930	2 994	2 042
CZECH REPUBL	19 346	6 189	4 342	HONG KONG	2 971	3 923	2 764
SLOVAKIA	22 820	7 384	5 170	AUSTRALIA	200	424	298
HUNGARY	5 794	3 536	2 460	UNITED COUNTRY	113	181	122
RUSSIA	2 776	958	683				
CROATIA	2 260	808	573	712 STEAM TURBINES			
BOTSWANA	168	117	84	IMPORTS	43 353	180 853	126 048
USA	142	713	504	FRANCE	816	3 014	2 104
CANADA	10	61	41	BELGIUM LUX	66	1 520	1 064
BRAZIL	522	212	152	NETHERLANDS	1 143	3 476	2 450
JAPAN	109	255	182	ITALY	3 204	7 367	5 129
EXPORTS	233 607	305 563	214 294	UNITED KINGDOM	2 388	25 652	17 766
FRANCE	5 635	6 706	4 718	DENMARK	53	52	36
BELGIUM LUX	4 325	7 727	5 467	GREECE	3	80	57
NETHERLANDS	12 250	12 177	8 531	PORTUGAL	38	260	185
ITALY	6 813	6 046	4 260	SPAIN	353	2 165	1 480
UNITED KINGDOM	6 578	6 015	4 207	SWEDEN	1	64	43
IRELAND	193	549	375	FINLAND	98	1 755	1 240
DENMARK	7 848	4 607	3 236	AUSTRIA	4 233	21 703	15 176
GREECE	15 550	7 641	5 359	EU	12 396	67 108	46 730
PORTUGAL	1 009	1 961	1 387	NORWAY	6	185	130
SPAIN	6 775	23 831	21 499	SWITZERLAND	11 546	63 088	43 930
SWEDEN	327	802	557	TURKEY	17	155	110
FINLAND	2 492	2 418	1 683	POLAND	11 926	21 701	15 111
AUSTRIA	11 164	13 384	9 370	CZECH REPUBL	1 624	3 717	2 581
EU	80 959	99 864	70 649	HUNGARY	1 930	1 163	815
NORWAY	225	312	214	ROMANIA	3	88	61
SWITZERLAND	16 469	17 469	12 216	RUSSIA	28	292	209
GIBRALTAR	17	55	38	SLOVENIA	956	529	347
TURKEY	2 907	3 159	2 178	CROATIA	281	874	612
ESTONIA	3 782	2 997	2 093	MOROCCO	19	80	56
LATVIA	581	711	498	EGYPT	16	450	324
LITHUANIA	236	675	466	SUDAN	342	3 150	2 249
POLAND	15 619	19 915	13 998	ZIMBABWE	12	85	61
CZECH REPUBL	10 172	15 556	10 754	SOUTH AFRICA	103	1 469	1 031
SLOVAKIA	5 673	1 587	1 086	USA	680	8 086	5 637
HUNGARY	5 073	4 673	3 289	COLOMBIA	10	80	53
ROMANIA	1 200	4 477	3 152	BRAZIL	349	980	664
BULGARIA	273	538	378	SYRIA	11	1 084	785
UKRAINE	173	504	349	IRAN	10	105	74
BELARUS	30	166	114	ISRAEL	245	3 751	2 652
RUSSIA	4 817	8 531	6 016	SAUDI ARABIA	81	619	428
KAZAKHSTAN	1 575	2 638	1 725	ARAB EMIRAT	306	790	545
TURKMENISTAN	398	1 280	875	PAKISTAN	28	275	194
KYRGYZSTAN	3	51	36	INDONESIA	38	67	48
SLOVENIA	369	504	352	CHINA	18	91	63
CROATIA	158	308	216	JAPAN	28	251	174
BOS HERZEGOV	241	208	145	TAIWAN	332	460	315
SERB MONTNEG	218	807	554	EXPORTS	125 565	583 310	408 522
MOROCCO	66	149	105	FRANCE	1 575	20 552	14 333
ALGERIA	470	1 035	745	BELGIUM LUX	210	2 227	1 556
TUNISIA	544	1 060	720	NETHERLANDS	7 269	32 988	23 519
LIBYA	578	1 324	930	ITALY	1 741	13 446	9 415
EGYPT	2 184	3 262	2 274	UNITED KINGDOM	4 384	12 814	8 914
SUDAN	123	164	114	IRELAND	92	521	371
SENEGAL	1 427	4 518	3 151	DENMARK	2 409	11 345	7 667
IVORY COAST	68	110	77	GREECE	35	1 553	1 101
GHANA	1 225	599	418	PORTUGAL	195	1 621	1 139
NIGERIA	625	5 343	3 661	SPAIN	1 385	8 015	5 608

6 IMPORTS AND EXPORTS (SPECIAL TRADE) BY GROUPS OF THE SITC-REV. III AND BY COUNTRIES OF PRODUCTION AND CONSUMPTION 1995

GROUP COUNTRY	DT = 100 KG	1 000 DM	1 000 \$	GROUP COUNTRY	DT = 100 KG	1 000 DM	1 000 \$
SWEDEN	1 549	2 697	1 889	ROMANIA	2 037	1 339	936
FINLAND	437	9 858	6 877	BULGARIA	240	195	139
AUSTRIA	4 777	36 237	25 235	BELARUS	770	462	325
EU	26 058	153 874	107 624	RUSSIA	2 044	4 441	3 101
NORWAY	831	3 264	2 277	SLOVENIA	32 713	30 402	21 344
SWITZERLAND	23 373	70 693	49 501	CROATIA	1 594	2 027	1 408
GIBRALTAR		51	37	BOS HERZEGOV		112	80
TURKEY	930	5 482	3 925	SERB MONTNEG	38	78	54
ESTONIA	1 051	76	53	MACEDONIA	103	173	120
LATVIA	337	143	98	MOROCCO	11	52	36
POLAND	6 218	28 185	19 846	TUNISIA	4	44	31
CZECH REPUBL	1 400	1 520	1 065	EGYPT	193	907	592
SLOVAKIA	12	555	396	IVORY COAST	5	42	30
HUNGARY	870	1 046	739	ZAIRE	5	428	304
ROMANIA	8	56	41	SOUTH AFRICA	6 508	7 056	4 874
BULGARIA	17	326	230	USA	108 390	324 458	226 403
UKRAINE	1	54	38	CANADA	12 599	27 575	19 241
RUSSIA	99	1 275	855	MEXICO	106 776	73 004	50 872
SLOVENIA	13	357	253	GUATEMALA	1	55	39
CROATIA	575	1 997	1 402	BAHAMAS	1 180	225	163
MOROCCO	14	473	334	GUADELOUPE	24	104	74
ALGERIA	119	5 917	3 922	ST LUCIA	67	169	121
TUNISIA	7	321	226	COLOMBIA	213	3 200	2 318
LIBYA	66	2 165	1 542	BRAZIL	137 206	209 726	146 934
EGYPT	690	6 859	4 903	URUGUAY		86	60
SUDAN	15	618	428	ARGENTINA	1 027	1 071	742
IVORY COAST	1	44	30	CYPRUS	326	546	370
NIGERIA	98	59	43	IRAN	2 114	954	659
CAMEROON	1	62	43	ISRAEL	583	837	590
KENYA	49	399	279	SAUDI ARABIA	555	1 923	1 328
TANZANIA	25	193	128	BAHRAIN	38	46	32
ZIMBABWE	198	1 007	699	ARAB EMIRAT	165	262	181
SOUTH AFRICA	329	12 654	8 695	OMAN	107	124	88
USA	14 101	56 864	39 460	INDIA	9 022	7 701	5 380
CANADA	305	4 364	2 983	THAILAND	87	263	182
MEXICO	212	12 020	8 528	INDONESIA	10	46	31
NICARAGUA	2	113	78	SINGAPORE	1 114	7 080	4 955
CUBA	345	2 740	1 923	CHINA	1 244	880	618
BARBADOS	57	461	319	SOUTH KOREA	70 788	79 112	56 349
TRINIDAD TOB	96	1 209	857	JAPAN	183 702	450 558	314 737
NETH ANTILL		88	61	TAIWAN	573	1 756	1 235
COLOMBIA	13	719	507	HONG KONG	444	2 750	1 911
VENEZUELA	16	835	587	AUSTRALIA	12 485	21 116	14 727
ECUADOR		144	101	NEW ZEALAND	29	50	35
PERU	11	132	90				
BRAZIL	99	6 058	4 269	EXPORTS	6 084 771	10 536 225	7 360 651
CHILE	46	341	240	FRANCE	468 507	1 008 326	702 819
ARGENTINA	196	7 200	5 096	BELGIUM LUX	464 142	823 697	575 179
SYRIA	3	265	178	NETHERLANDS	168 792	277 255	193 512
IRAN	452	10 823	7 629	ITALY	111 160	551 911	385 810
ISRAEL	1 359	12 087	8 651	UNITD KINGDOM	1 145 984	848 187	592 231
JORDAN	9	575	402	IRELAND	1 059	4 912	3 443
SAUDI ARABIA	364	3 439	2 439	DENMARK	47 514	113 629	79 459
KUWAIT	18	850	595	GREECE	12 002	46 342	32 358
BAHRAIN	1	49	35	PORTUGAL	44 618	136 844	95 896
QATAR	8	585	405	SPAIN	457 424	828 155	579 505
ARAB EMIRAT	96	1 631	1 118	SWEDEN	315 985	518 459	361 107
OMAN	18	874	596	FINLAND	47 239	109 452	76 745
PAKISTAN	418	2 295	1 586	AUSTRIA	587 933	655 818	457 371
INDIA	9 690	43 793	30 917	EU	3 872 359	5 922 987	4 135 435
MYANMAR	45	166	117	CANARY IS	469	3 076	2 151
THAILAND	3 378	15 423	10 782	CEUTA MEL	819	4 302	3 009
INDONESIA	2 842	6 180	4 354	ICELAND	832	2 548	1 769
MALAYSIA	3 500	9 853	6 960	NORWAY	11 954	68 916	48 292
SINGAPORE	219	548	386	LIECHTENST	123	784	552
PHILIPPINES	163	2 719	1 899	SWITZERLAND	48 142	93 779	65 612
CHINA	14 858	36 760	25 482	GIBRALTAR	136	555	384
SOUTH KOREA	2 820	17 686	12 295	MALTA	845	3 566	2 503
JAPAN	3 407	3 673	2 580	TURKEY	29 492	88 295	61 858
TAIWAN	2 909	17 783	12 644	ESTONIA	202	848	595
HONG KONG	11	188	133	LATVIA	1 839	2 857	1 996
AUSTRALIA	53	1 601	1 126	LITHUANIA	548	2 057	1 437
AUST OCEANIA	6	314	226	POLAND	31 063	67 887	47 386
NEW ZEALAND		58	42	CZECH REPUBL	14 674	42 327	29 548
UNID COUNTR	4	77	55	SLOVAKIA	40 105	100 377	70 196
				HUNGARY	234 471	199 639	139 601
				ROMANIA	1 209	4 917	3 452
				BULGARIA	2 988	8 433	5 926
				ALBANIA	76	743	518
				UKRAINE	1 474	5 991	4 191
				BELARUS	844	1 841	1 286
				RUSSIA	9 694	35 624	24 904
				AZERBAIJAN	34	270	188
				KAZAKHSTAN	113	488	330
				UZBEKISTAN	289	687	494
				KYRGHYZSTAN	121	146	99
				SLOVENIA	6 751	18 609	13 055
				CROATIA	2 138	8 842	6 193
				BOS HERZEGOV	33	110	76
				MACEDONIA	2 230	5 819	4 124
				MOROCCO	3 398	12 072	8 463
				ALGERIA	23 811	47 781	33 286
				TUNISIA	2 676	11 511	7 965
				LIBYA	1 123	5 913	4 155
				EGYPT	10 985	32 447	22 703
				SUDAN	94	378	265
				MAURITANIA	258	1 764	1 218
				BURKINA FASO	10	81	59
				CAPE VERDE	82	278	193
				SENEGAL	336	1 056	729
				GAMBIA	144	50	33
				GUIN-BISSAU	8	49	34
				GUINEA	41	181	125
				SIERRA LEONE	121	189	132
				LIBERIA	47	255	179

713 INTRNL COMBUS PSTN ENGIN

IMPORTS	3 501 801	6 236 629	4 357 537
FRANCE	277 882	416 077	291 043
BELGIUM LUX	18 282	31 065	21 720
NETHERLANDS	35 527	67 988	47 572
ITALY	149 106	267 822	187 351
UNITD KINGDOM	584 969	888 205	620 164
IRELAND	718	3 803	2 642
DENMARK	12 125	24 697	17 286
GREECE	201	317	224
PORTUGAL	613	2 929	2 045
SPAIN	254 716	414 836	289 917
SWEDEN	8 470	22 853	15 967
FINLAND	997	4 385	3 070
AUSTRIA	915 897	2 034 447	1 419 386
EU	2 259 503	4 179 424	2 918 387
ICELAND	20	90	62
NORWAY	6 742	8 837	6 183
LIECHTENST	154	342	244
SWITZERLAND	43 203	83 169	58 187
MALTA	208	290	202
TURKEY	26 647	98 392	68 572
LATVIA	820	1 685	1 201
LITHUANIA	241	96	69
POLAND	76 860	43 807	30 521
CZECH REPUBL	37 362	31 034	21 695
SLOVAKIA	1 577	988	687
HUNGARY	350 571	524 545	367 438

6 IMPORTS AND EXPORTS (SPECIAL TRADE) BY GROUPS OF THE SITC-REV. III AND BY COUNTRIES OF PRODUCTION AND CONSUMPTION 1995

GROUP COUNTRY	DT = 100 KG	1 000 DM	1 000 \$	GROUP COUNTRY	DT = 100 KG	1 000 DM	1 000 \$
IVORY COAST	236	1 468	1 027	714 ENGINES,MOTORS NON-ELECT			
GHANA	1 162	2 665	1 872	IMPORTS	105 804	4 089 178	2 856 930
TOGO	53	317	224	FRANCE	7 399	154 665	107 893
BENIN	17	166	119	BELGIUM LUX	585	10 952	7 660
NIGERIA	3 711	6 952	4 875	NETHERLANDS	4 998	106 270	74 212
CAMEROON	163	454	315	ITALY	2 967	46 277	32 201
GABON	77	391	276	UNITD KINGDOM	16 337	340 177	238 951
CONGO	46	166	114	IRELAND	6	114	79
ZAIRE	155	856	594	DENMARK	1 393	44 904	30 997
RWANDA	3	46	34	GREECE	41	134	96
BURUNDI	15	68	46	PORTUGAL	332	822	585
ANGOLA	68	291	200	SPAIN	138	1 416	1 016
ETHIOPIA	198	1 792	1 260	SWEDEN	153	2 820	1 948
ERITREA	1 116	1 326	922	FINLAND	114	17 141	12 119
DJIBOUTI	34	307	216	AUSTRIA	4 863	19 155	13 483
KENYA	361	1 794	1 247	EU	39 326	744 847	521 240
UGANDA	101	686	481	ICELAND	12	167	117
TANZANIA	149	1 380	965	NORWAY	34	706	483
MOZAMBIQUE	24	278	193	SWITZERLAND	14 626	137 871	96 493
MADAGASCAR	350	1 025	719	MALTA	3	609	411
REUNION	45	277	192	TURKEY	56	7 131	5 033
MAURITIUS	152	1 092	773	POLAND	2 833	7 388	5 213
ZAMBIA	123	388	269	CZECH REPUBL	2 296	4 068	2 848
ZIMBABWE	353	1 392	958	HUNGARY	5 092	5 910	4 099
MALAWI	19	94	65	ROMANIA	1	62	44
SOUTH AFRICA	57 680	228 408	158 554	BULGARIA	32	1 055	743
NAMIBIA	90	738	515	UKRAINE	197	2 907	2 076
USA	1 237 194	1 852 945	1 295 308	RUSSIA	19	226	160
CANADA	12 763	35 455	24 832	SLOVENIA	128	16 578	11 382
MEXICO	46 592	136 358	94 952	CROATIA	11 428	12 903	9 039
BERMUDA	23	223	159	EGYPT	142	13 593	9 246
GUATEMALA	829	6 417	4 507	CAMEROON	4	888	639
HONDURAS	24	225	158	CONGO	15	84	60
EL SALVADOR	80	205	143	ANGOLA	50	359	248
NICARAGUA	14	52	37	ETHIOPIA	217	28 079	19 428
COSTA RICA	89	708	496	KENYA	15	739	523
PANAMA	676	2 791	1 962	MALAWI	2	300	212
CUBA	7 378	26 437	18 582	SOUTH AFRICA	54	6 957	4 946
BAHAMAS	126	347	249	USA	21 919	2 391 668	1 669 371
DOMINIC REP	186	1 090	765	CANADA	2 811	275 655	193 587
GUADELOUPE	195	1 370	966	MEXICO	100	11 347	7 990
ANTIGUA	52	210	148	GUADELOUPE	6	944	673
MARTINIQUE	52	366	257	BRAZIL	79	9 495	6 742
CAYMAN IS	3 289	9 004	6 367	ARGENTINA	80	2 652	1 829
JAMAICA	46	294	204	ISRAEL	106	3 858	2 690
ST LUCIA	191	1 195	827	SAUDI ARABIA	75	365	261
BARBADOS	10	56	37	BAHRAIN	6	1 060	708
TRINIDAD TOB	103	991	676	QATAR	4	173	121
NETH ANTILL	26	109	77	ARAB EMIRAT	106	10 857	7 648
COLOMBIA	1 693	13 380	9 306	PAKISTAN	4	117	82
VENEZUELA	1 002	12 366	8 581	INDIA	322	41 337	28 700
GUYANA	11	88	61	SRI LANKA	44	5 651	3 922
SURINAME	8	50	35	THAILAND	172	22 014	15 498
FRENCH GUIAN	6	90	61	INDONESIA	916	6 108	4 365
ECUADOR	1 087	11 264	7 941	MALAYSIA	957	179 748	125 310
PERU	1 252	7 862	5 562	SINGAPORE	93	14 069	9 872
BRAZIL	28 852	87 123	60 955	CHINA	516	60 820	42 274
CHILE	3 931	17 150	11 947	SOUTH KOREA	4	462	326
BOLIVIA	406	2 930	2 051	JAPAN	376	15 008	10 527
PARAGUAY	296	913	636	TAIWAN	13	393	275
URUGUAY	614	1 015	709	HONG KONG	259	33 320	23 417
ARGENTINA	3 916	12 978	9 087	AUSTRALIA	64	8 421	5 768
CYPRUS	1 296	5 286	3 684	NEW ZEALAND	2	318	229
LEBANON	1 828	8 150	5 707	EXPORTS	120 405	2 836 346	1 978 833
SYRIA	4 270	9 477	6 624	FRANCE	13 398	269 311	188 178
IRAN	5 124	18 534	12 860	BELGIUM LUX	892	77 977	55 064
ISRAEL	4 111	16 222	11 238	NETHERLANDS	9 852	209 659	143 210
JORDAN	1 997	3 926	2 741	ITALY	1 168	34 038	23 911
SAUDI ARABIA	13 424	59 871	41 836	UNITD KINGDOM	6 314	341 597	238 659
KUWAIT	719	4 916	3 438	IRELAND	52	3 535	2 488
BAHRAIN	203	1 600	1 128	DENMARK	116	18 521	13 021
QATAR	246	5 255	3 729	GREECE	6	250	173
ARAB EMIRAT	6 339	29 661	20 697	PORTUGAL	85	3 324	2 323
OMAN	1 924	9 553	6 643	SPAIN	346	6 250	4 413
YEMEN	544	2 028	1 422	SWEDEN	211	10 524	7 410
PAKISTAN	534	4 495	3 129	FINLAND	94	8 679	6 065
INDIA	5 281	25 825	18 092	AUSTRIA	377	7 288	5 129
BANGLADESH	187	1 440	1 006	EU	32 891	990 953	690 044
MALDIVES	42	86	62	CANARY IS	135	995	663
SRI LANKA	807	6 342	4 450	NORWAY	167	16 044	11 218
MYANMAR	56	1 174	828	SWITZERLAND	11 001	171 899	120 266
THAILAND	22 156	73 011	51 733	MALTA	5	268	193
VIETNAM	1 413	3 496	2 384	TURKEY	188	14 271	10 149
INDONESIA	3 176	16 528	11 443	POLAND	239	391	274
MALAYSIA	4 313	16 273	11 463	CZECH REPUBL	425	2 655	1 879
BRUNEI	20	334	240	SLOVAKIA	2	166	113
SINGAPORE	32 874	188 263	131 624	HUNGARY	2 439	10 332	7 177
PHILIPPINES	2 741	10 250	7 206	ROMANIA	12	44	31
CHINA	24 939	97 367	67 586	BULGARIA	130	8 294	5 832
NORTH KOREA	20	203	143	RUSSIA	5 705	38 276	26 834
SOUTH KOREA	88 342	300 605	211 332	AZERBAIJAN	76	44	31
JAPAN	14 266	93 557	65 284	SLOVENIA	118	22 288	15 392
TAIWAN	15 687	37 556	26 204	CROATIA	4 254	4 026	2 797
HONG KONG	8 747	41 834	29 285	SERB MONTNEG	11	2 681	1 897
AUSTRALIA	30 262	115 338	80 818	MOROCCO		43	31
PAPUA NEW G	22	150	104	ALGERIA	84	5 435	3 850
NEW ZEALAND	958	5 096	3 554	TUNISIA	9	402	279
AM OCEANIA	124	965	680	LIBYA	116	140	98
FR POLYNESIA	44	251	167	EGYPT	135	13 034	9 240
SHIPS SUPPL	24	107	75	IVORY COAST	917	6 927	4 538
UNID COUNTR	6 794	10 297	7 201	NIGERIA	3	698	489
				CAMEROON	8	1 312	926

6 IMPORTS AND EXPORTS (SPECIAL TRADE) BY GROUPS OF THE SITC-REV. III AND BY COUNTRIES OF PRODUCTION AND CONSUMPTION 1995

GROUP COUNTRY	DT = 100 KG	1 000 DM	1 000 \$	GROUP COUNTRY	DT = 100 KG	1 000 DM	1 000 \$
GABON	2	485	317	TAIWAN	4 889	9 277	6 495
CONGO	3	218	156	HONG KONG	2 208	7 632	5 350
ANGOLA	127	3 282	2 302	AUSTRALIA	87	340	232
ETHIOPIA	102	23 638	16 452	EXPORTS	2 233 953	4 549 306	3 180 869
KENYA	57	3 789	2 595	FRANCE	242 284	477 639	333 980
TANZANIA	3	412	275	BELGIUM LUX	96 314	150 201	104 996
MAURITIUS	10	198	132	NETHERLANDS	123 919	276 091	193 124
ZAMBIA	4	387	278	ITALY	226 370	372 518	261 066
SOUTH AFRICA	101	17 115	11 525	UNITD KINGDOM	154 891	318 610	223 088
USA	34 786	900 574	629 286	IRELAND	6 832	10 290	7 180
CANADA	445	34 124	23 906	DENMARK	94 849	126 903	88 728
GREENLAND	1	114	80	GREECE	5 681	12 429	8 730
MEXICO	399	24 347	17 004	PORTUGAL	18 199	46 140	32 322
PANAMA	5	115	80	SPAIN	138 830	258 476	180 882
COLOMBIA	63	4 169	2 964	SWEDEN	72 751	177 926	124 036
VENEZUELA	6	171	118	FINLAND	47 112	70 355	48 623
BRAZIL	77	9 358	6 624	AUSTRIA	90 701	179 441	125 522
ARGENTINA	3 909	44 733	30 519	EU	1 318 539	2 477 019	1 732 277
SYRIA	32	1 718	1 183	CANARY IS	132	340	240
IRAN	315	22 593	15 961	ICELAND	308	707	491
ISRAEL	4	544	387	NORWAY	25 418	42 604	29 813
SAUDI ARABIA	125	7 078	4 940	LIECHTENST	9 620	45 831	32 243
BAHRAIN	75	6 759	4 800	SWITZERLAND	108 431	322 588	225 763
QATAR	217	9 970	6 573	GIBRALTAR	34	52	38
ARAB EMIRAT	1 335	52 894	37 106	MALTA	327	1 335	931
OMAN	3	609	424	TURKEY	24 594	67 461	47 093
YEMEN	13	190	92	ESTONIA	399	1 170	810
PAKISTAN	52	3 296	2 323	LATVIA	2 523	1 427	969
INDIA	6 692	59 828	41 401	LITHUANIA	165	550	381
SRI LANKA	70	14 158	9 693	POLAND	17 348	43 399	30 391
THAILAND	144	13 040	9 096	CZECH REPUB	76 995	141 196	98 648
INDONESIA	239	3 250	2 276	SLOVAKIA	61 889	46 018	32 209
MALAYSIA	7 713	116 633	81 815	HUNGARY	76 077	88 472	61 776
BRUNEI	90	665	471	ROMANIA	5 462	9 157	6 454
SINGAPORE	356	27 824	19 495	BULGARIA	1 118	1 892	1 322
PHILIPPINES	37	452	306	ALBANIA	44	123	87
CHINA	888	67 679	47 620	UKRAINE	5 815	10 376	7 209
SOUTH KOREA	1 340	23 574	16 528	BELARUS	909	5 183	3 605
JAPAN	1 276	9 531	6 677	MOLDOVA	113	259	178
TAIWAN	47	3 114	2 237	RUSSIA	7 821	23 155	16 161
HONG KONG	63	1 680	1 211	GEORGIA	1 448	1 795	1 282
AUSTRALIA	59	5 670	3 924	KAZAKHSTAN	290	1 759	1 239
NEW ZEALAND	42	4 631	3 159	UZBEKISTAN	91	369	252
716 ROTATING ELECTRIC PLANT				KYRGYZSTAN	25	369	264
IMPORTS	2 360 809	2 897 826	2 027 372	SLOVENIA	10 109	14 409	10 068
FRANCE	338 193	399 764	279 441	CROATIA	1 602	3 603	2 521
BELGIUM LUX	9 709	20 788	14 536	BOS HERZEGOV	202	260	179
NETHERLANDS	33 893	70 106	49 163	MACEDONIA	2 671	3 069	2 169
ITALY	318 720	266 485	186 736	MOROCCO	1 240	2 245	1 539
UNITD KINGDOM	102 691	91 233	63 773	ALGERIA	1 809	3 899	2 739
IRELAND	18 472	21 092	14 736	TUNISIA	831	1 945	1 350
DENMARK	136 235	173 011	121 049	LIBYA	2 420	9 680	6 804
GREECE	165	230	156	EGYPT	8 006	14 330	10 068
PORTUGAL	1 861	4 584	3 197	SUDAN	1 152	2 998	2 094
SPAIN	84 086	112 836	78 775	MAURITANIA	36	98	66
SWEDEN	44 053	46 607	32 620	BURKINA FASO	85	302	210
FINLAND	69 680	61 466	43 076	CHAD	47	116	81
AUSTRIA	104 691	106 501	74 476	CAPE VERDE	67	171	117
EU	1 262 449	1 374 703	961 734	SENEGAL	223	643	454
NORWAY	1 224	3 637	2 553	GUINEA	96	229	159
LIECHTENST	1 245	6 768	4 765	IVORY COAST	34	145	102
SWITZERLAND	143 778	367 496	257 251	GHANA	705	1 201	844
TURKEY	22 057	13 311	9 316	BENIN	137	267	186
ESTONIA	1 031	237	166	NIGERIA	2 204	7 658	5 432
LATVIA	715	1 699	1 210	CAMEROON	204	193	134
LITHUANIA	384	369	262	CONGO	71	247	168
POLAND	57 705	24 291	17 009	ZAIRE	96	128	89
CZECH REPUB	276 953	213 099	149 078	RWANDA	32	211	145
SLOVAKIA	110 322	78 391	54 640	BURUNDI	47	200	136
HUNGARY	133 377	154 912	108 679	ANGOLA	61	174	117
ROMANIA	3 576	2 711	1 910	ETHIOPIA	792	479	334
BULGARIA	12 305	6 738	4 709	ERITREA	60	148	105
UKRAINE	316	620	434	SOMALIA	10	67	48
BELARUS	323	267	188	KENYA	348	1 361	959
RUSSIA	18 899	4 736	3 323	UGANDA	63	140	94
SLOVENIA	122 442	109 520	76 672	TANZANIA	198	428	296
CROATIA	7 799	6 356	4 450	SEYCHELLES	90	133	93
BOS HERZEGOV	29	51	34	MOZAMBIQUE	44	95	60
MACEDONIA	662	1 258	884	MADAGASCAR	71	197	137
TUNISIA	142	411	269	REUNION	52	284	203
EGYPT	50	69	50	MAURITIUS	39	162	110
NIGERIA	24	158	110	ZAMBIA	112	112	77
KENYA	28	356	253	ZIMBABWE	139	478	332
MAURITIUS	89	225	160	MALAWI	85	193	133
SOUTH AFRICA	265	690	486	SOUTH AFRICA	22 639	38 526	26 907
USA	36 583	141 995	99 225	NAMIBIA	50	80	57
CANADA	12 602	25 724	18 000	SWAZILAND	29	110	73
MEXICO	41	177	124	USA	117 081	359 801	250 939
VENEZUELA	65	162	117	CANADA	17 800	42 463	29 599
ECUADOR	133	44	31	MEXICO	8 903	19 209	13 400
BRAZIL	15 574	12 966	9 076	GUATEMALA	1 844	5 419	3 727
CHILE	2	130	94	HONDURAS	87	1 488	1 040
ARGENTINA	6	55	37	EL SALVADOR	133	251	171
ISRAEL	422	762	533	NICARAGUA	36	64	45
SAUDI ARABIA	256	973	658	COSTA RICA	124	332	229
INDIA	708	1 708	1 197	PANAMA	36	102	71
THAILAND	1 752	14 910	10 449	DOMINIC REP	35	95	68
INDONESIA	1 932	6 461	4 551	ANTIGUA	31	79	56
MALAYSIA	5 635	22 769	15 932	DOMINICA	24	45	30
SINGAPORE	2 542	8 306	5 794	MARTINIQUE	11	91	58
CHINA	62 980	125 982	88 107	TRINIDAD TOB	137	367	262
SOUTH KOREA	7 126	12 454	8 672	NETH ANTILL	854	1 331	927
JAPAN	26 862	131 680	91 921	COLOMBIA	1 836	4 326	3 016
				VENEZUELA	1 665	4 319	3 007

6 IMPORTS AND EXPORTS (SPECIAL TRADE) BY GROUPS OF THE SITC-REV. III AND BY COUNTRIES OF PRODUCTION AND CONSUMPTION 1995

GROUP COUNTRY	DT = 100 KG	1 000 DM	1 000 \$	GROUP COUNTRY	DT = 100 KG	1 000 DM	1 000 \$
SURINAME	8	128	92	ITALY	21 911	97 616	68 225
ECUADOR	765	1 344	961	UNITED KINGDOM	62 739	136 901	95 613
PERU	647	1 495	1 023	IRELAND	183	1 415	983
BRAZIL	18 554	45 515	31 810	DENMARK	4 855	25 567	17 830
CHILE	5 733	6 161	4 320	GREECE	257	1 471	1 030
BOLIVIA	201	370	258	PORTUGAL	4 439	3 275	2 286
PARAGUAY	45	136	92	SPAIN	4 046	46 196	32 583
URUGUAY	26	117	80	SWEDEN	9 308	57 938	40 637
ARGENTINA	7 931	20 902	14 573	FINLAND	4 069	50 441	34 352
CYPRUS	235	652	441	AUSTRIA	26 625	80 162	55 893
LEBANON	1 649	2 255	1 580	EU	229 458	1 220 137	851 719
SYRIA	3 300	6 775	4 766	CANARY IS	8	148	102
IRAN	13 748	20 957	14 519	ICELAND	70	293	202
ISRAEL	5 797	21 207	14 889	NORWAY	5 973	21 637	15 116
JORDAN	1 378	2 042	1 438	LIECHTENST	99	645	454
SAUDI ARABIA	13 901	20 239	14 215	SWITZERLAND	10 081	123 010	85 544
KUWAIT	425	1 820	1 258	MALTA	8	593	414
BAHRAIN	105	505	355	TURKEY	789	4 793	3 383
QATAR	1 525	3 754	2 621	LITHUANIA	65	291	208
ARAB EMIRAT	4 084	9 619	6 773	POLAND	8 354	16 217	11 367
OMAN	351	1 071	759	CZECH REPUBL	2 937	10 676	7 510
YEMEN	355	778	546	SLOVAKIA	1 093	4 155	2 928
PAKISTAN	9 288	24 804	17 439	HUNGARY	1 512	4 497	3 142
INDIA	29 830	78 284	55 046	ROMANIA	547	1 499	1 019
BANGLADESH	284	408	287	BULGARIA	156	994	700
SRI LANKA	1 501	1 238	868	UKRAINE	340	987	685
NEPAL	75	104	72	BELARUS	105	456	319
MYANMAR	90	313	222	MOLDOVA	31	158	115
THAILAND	16 887	30 535	21 489	RUSSIA	476	3 841	2 642
VIETNAM	647	2 431	1 700	UZBEKISTAN	19	179	126
INDONESIA	15 064	40 625	28 196	SLOVENIA	1 064	2 762	1 937
MALAYSIA	9 409	20 079	14 094	CROATIA	175	1 396	990
BRUNEI	6	107	76	MACEDONIA	32	364	255
SINGAPORE	18 676	27 422	19 213	MOROCCO	52	337	240
PHILIPPINES	1 397	3 620	2 545	ALGERIA	1 110	3 873	2 720
CHINA	31 883	79 855	55 909	TUNISIA	77	565	399
NORTH KOREA	215	58	40	LIBYA	93	701	493
SOUTH KOREA	19 361	59 763	41 417	EGYPT	1 199	4 790	3 338
JAPAN	12 005	38 233	26 744	MALI	5	47	33
TAIWAN	7 642	21 888	15 289	BURKINA FASO	112	2 484	1 724
HONG KONG	6 364	16 545	11 578	GUINEA	12	56	40
MACAO	56	189	128	IVORY COAST	52	362	257
AUSTRALIA	14 132	37 522	26 293	GHANA	141	176	126
NEW ZEALAND	2 094	6 129	4 271	NIGERIA	239	1 536	1 082
MICRONESIA	1 662	3 492	2 424	GABON	59	381	261
SHIPS SUPPL	162	275	194	CONGO	116	577	396
UNID COUNTR	436	1 111	780	ZAIRE	14	103	70
				RWANDA	6	236	165
				BURUNDI	2	47	34
				ETHIOPIA	6	61	41
				KENYA	8	167	114
				UGANDA	283	674	477
				TANZANIA	15	83	56
				MOZAMBIQUE		72	50
				ZIMBABWE	7	51	36
				MALAWI	505	1 466	978
				SOUTH AFRICA	1 196	6 473	4 531
				USA	34 116	135 649	94 688
				CANADA	7 339	25 923	18 129
				MEXICO	1 101	3 476	2 447
				GUATEMALA	40	617	433
				EL SALVADOR	415	594	414
				COSTA RICA	219	804	568
				GUADELOUPE	2	47	31
				MARTINIQUE	14	140	96
				TRINIDAD TOB	9	76	54
				NETH ANTILL	25	325	225
				COLOMBIA	627	5 896	4 084
				VENEZUELA	304	1 836	1 282
				ECUADOR	64	757	539
				PERU	229	415	293
				BRAZIL	4 827	30 579	21 628
				CHILE	900	2 700	1 877
				BOLIVIA	3	65	44
				URUGUAY	38	165	114
				ARGENTINA	1 371	14 087	9 972
				CYPRUS	12	111	76
				LEBANON	80	232	161
				SYRIA	324	457	321
				IRAN	502	1 779	1 247
				ISRAEL	814	2 979	2 087
				JORDAN	47	359	252
				SAUDI ARABIA	410	2 111	1 470
				KUWAIT	49	406	279
				BAHRAIN	39	186	129
				QATAR	25	131	87
				ARAB EMIRAT	840	5 074	3 549
				OMAN	15	113	78
				PAKISTAN	471	1 661	1 189
				INDIA	1 786	7 846	5 443
				BANGLADESH	10	133	94
				SRI LANKA	13	321	220
				NEPAL	4	79	55
				THAILAND	1 373	7 655	5 445
				VIETNAM	26	92	63
				INDONESIA	339	1 311	925
				MALAYSIA	431	2 404	1 675
				SINGAPORE	2 527	10 378	7 245
				PHILIPPINES	57	398	274
				CHINA	1 676	9 788	6 862
				SOUTH KOREA	6 282	28 299	19 774
				JAPAN	2 968	22 397	15 727
				TAIWAN	759	5 146	3 621
				HONG KONG	912	4 751	3 325
				MACAO		84	60
				AUSTRALIA	2 382	9 818	6 861
718 OTH. POWR. GENRTNG. MACHNRY							
IMPORTS	189 282	586 784	410 562				
FRANCE	23 563	85 553	60 150				
BELGIUM LUX	1 253	43 840	31 131				
NETHERLANDS	13 257	17 276	12 083				
ITALY	17 543	34 317	24 014				
UNITED KINGDOM	7 982	75 779	52 883				
IRELAND	14 858	13 806	9 666				
DENMARK	12 272	36 121	25 183				
SPAIN	3 194	46 410	32 156				
SWEDEN	7 187	21 367	15 005				
FINLAND	2 490	4 619	3 226				
AUSTRIA	13 752	29 616	20 713				
EU	117 346	408 759	286 248				
NORWAY	1 097	2 567	1 783				
LIECHTENST	9	58	40				
SWITZERLAND	15 007	59 202	41 405				
TURKEY	27	51	37				
POLAND	7 804	4 962	3 459				
CZECH REPUBL	10 157	8 215	5 754				
SLOVAKIA	1 501	1 098	770				
HUNGARY	3 428	4 921	3 450				
ROMANIA	642	268	191				
BULGARIA	7 531	5 122	3 587				
BELARUS	149	127	86				
RUSSIA	1 079	621	430				
SLOVENIA	491	554	384				
CROATIA	56	112	79				
ALGERIA	166	459	326				
EGYPT	14	113	77				
SOUTH AFRICA	34	71	47				
USA	12 735	61 401	42 818				
CANADA	2 956	3 185	2 200				
EL SALVADOR	1	436	311				
BRAZIL	869	2 123	1 467				
ISRAEL	15	53	36				
KUWAIT	1	83	58				
ARAB EMIRAT	171	148	105				
INDIA	10	434	302				
THAILAND	13	52	36				
MALAYSIA	5	66	47				
SINGAPORE	246	184	130				
CHINA	313	602	423				
SOUTH KOREA	14	54	37				
JAPAN	5 097	19 743	13 784				
TAIWAN	39	111	77				
HONG KONG	20	226	159				
AUSTRALIA	80	255	177				
NEW ZEALAND	8	82	58				
FR POLYNESIA		53	38				
EXPORTS	345 917	1 797 339	1 255 182				
FRANCE	51 932	492 072	342 937				
BELGIUM LUX	9 481	109 118	77 134				
NETHERLANDS	33 813	117 965	82 216				

6 IMPORTS AND EXPORTS (SPECIAL TRADE) BY GROUPS OF THE SITC-REV. III AND BY COUNTRIES OF PRODUCTION AND CONSUMPTION 1995

GROUP COUNTRY	DT = 100 KG	1 000 DM	1 000 \$	GROUP COUNTRY	DT = 100 KG	1 000 DM	1 000 \$
PAPUA NEW G	12	145	100	MAURITANIA	83	161	108
NEW ZEALAND	236	716	501	SENEGAL	763	291	202
FR POLYNESIA	24	87	59	GHANA	115	60	42
UNID COUNTR	59	180	123	BENIN	115	64	44
				NIGERIA	232	479	325
721 AGRIC.MACHINES,EX.TRACTR				CAMEROON	107	110	75
IMPORTS	1 551 558	1 439 140	1 007 594	ETHIOPIA	1 527	1 774	1 222
FRANCE	194 194	191 252	134 636	OJIBOUTI	201	80	58
BELGIUM LUX	62 771	72 280	50 699	KENYA	572	951	673
NETHERLANDS	68 651	86 973	60 910	TANZANIA	235	243	172
ITALY	210 508	175 950	123 256	REUNION	59	95	63
UNTD KINGDOM	37 753	36 043	25 188	MAURITIUS	645	606	431
IRELAND	11 018	7 206	4 933	MAYOTTE	105	121	84
DENMARK	106 181	104 237	73 172	ZAMBIA	250	368	259
PORTUGAL	4 619	2 806	1 932	ZIMBABWE	762	1 431	992
SPAIN	6 155	6 375	4 439	SOUTH AFRICA	27 974	30 710	21 458
SWEDEN	60 481	169 727	117 967	USA	90 970	125 089	87 410
FINLAND	11 162	21 676	15 122	CANADA	16 256	16 335	11 442
AUSTRIA	124 125	117 417	82 079	MEXICO	481	870	616
EU	897 772	991 951	694 412	COSTA RICA	30	141	100
NORWAY	34 641	29 217	20 387	PANAMA	52	87	59
LIECHTENST	7	125	89	CUBA	224	584	416
SWITZERLAND	12 232	22 173	15 468	DOMINIC REP	231	396	264
SAN MARINO	36	78	54	MARTINIQUE	25	44	32
TURKEY	218	181	130	COLOMBIA	261	846	601
ESTONIA	1 595	730	523	VENEZUELA	98	258	182
LATVIA	2 324	821	575	GUYANA	83	254	181
LITHUANIA	439	176	122	ECUADOR	253	289	200
POLAND	86 848	23 492	16 400	PERU	304	442	313
CZECH REPUB	108 678	46 642	32 659	BRAZIL	2 096	6 032	4 241
SLOVAKIA	5 302	2 441	1 718	CHILE	4 012	4 363	3 028
HUNGARY	142 002	79 646	55 750	BOLIVIA	58	56	40
ROMANIA	1 661	437	305	PARAGUAY	90	84	60
BULGARIA	6 979	2 016	1 404	URUGUAY	729	911	633
UKRAINE	3 990	671	471	ARGENTINA	4 095	7 217	5 009
BELARUS	2 241	367	260	CYPRUS	720	934	664
RUSSIA	3 128	583	409	LEBANON	1 288	983	626
KAZAKHSTAN	1 281	161	111	SYRIA	3 166	2 392	1 680
SLOVENIA	6 531	3 904	2 732	IRAN	1 376	5 951	3 997
CROATIA	2 158	1 539	1 095	ISRAEL	2 862	4 576	3 185
TUNISIA	28	50	35	JORDAN	964	1 439	965
SOUTH AFRICA	566	311	213	SAUDI ARABIA	5 674	7 300	5 101
USA	185 074	180 401	126 856	KUWAIT	283	478	323
CANADA	2 337	2 084	1 467	BAHRAIN	46	103	71
MEXICO	109	43	30	QATAR	5	75	53
BRAZIL	10	93	64	ARAB EMIRAT	3 446	2 763	1 939
ISRAEL	1 213	2 129	1 503	OMAN	187	299	210
INDIA	217	167	116	PAKISTAN	220	249	174
CHINA	10 334	1 409	992	INDIA	1 133	3 533	2 460
JAPAN	25 343	38 567	26 693	SRI LANKA	77	126	90
TAIWAN	694	607	420	THAILAND	1 785	2 769	1 942
AUSTRALIA	2 873	2 869	2 003	VIETNAM	234	179	123
NEW ZEALAND	2 671	2 984	2 075	INDONESIA	1 885	2 777	1 923
EXPORTS	2 103 296	2 668 111	1 869 969	MALAYSIA	567	855	581
FRANCE	406 274	503 492	352 758	SINGAPORE	414	646	453
BELGIUM LUX	64 807	83 185	58 085	PHILIPPINES	397	1 150	809
NETHERLANDS	185 303	191 257	133 994	CHINA	1 610	2 779	1 918
ITALY	79 836	119 481	83 846	SOUTH KOREA	40 891	33 015	22 963
UNTD KINGDOM	199 428	270 022	188 575	JAPAN	36 967	39 045	27 490
IRELAND	24 460	27 867	19 459	TAIWAN	11 772	10 203	7 053
DENMARK	51 142	65 711	46 058	HONG KONG	316	1 108	790
GREECE	7 056	11 842	8 344	AUSTRALIA	14 665	19 416	13 627
PORTUGAL	7 118	5 096	3 566	NEW ZEALAND	10 287	14 465	10 147
SPAIN	46 794	55 989	39 131	FR POLYNESIA	64	169	117
SWEDEN	28 287	43 391	30 262	UNID COUNTR	459	488	335
FINLAND	12 421	14 327	10 135				
AUSTRIA	104 279	137 668	96 675	722 TRACTORS			
EU	1 217 205	1 529 328	1 070 888	IMPORTS	528 090	547 524	384 093
CANARY IS	92	278	195	FRANCE	79 024	96 492	67 659
ICELAND	3 041	2 981	2 122	BELGIUM LUX	684	513	362
NORWAY	16 935	17 623	12 419	NETHERLANDS	8 253	8 626	6 031
LIECHTENST	279	221	155	ITALY	71 273	78 695	55 409
SWITZERLAND	75 318	109 384	76 647	UNTD KINGDOM	64 455	78 206	54 395
MALTA	309	160	109	IRELAND	45	53	37
TURKEY	5 172	8 425	5 878	DENMARK	170	74	54
ESTONIA	1 412	946	670	SPAIN	263	569	398
LATVIA	3 733	2 755	1 922	SWEDEN	654	1 466	990
LITHUANIA	3 703	5 584	3 944	FINLAND	10 020	16 956	11 962
POLAND	67 475	75 732	53 396	AUSTRIA	24 973	37 688	26 568
CZECH REPUB	88 027	116 792	82 417	EU	259 814	319 338	223 864
SLOVAKIA	25 685	28 787	20 266	NORWAY	225	228	157
HUNGARY	62 075	61 892	43 520	SWITZERLAND	2 576	6 070	4 215
ROMANIA	77 004	96 541	68 082	LITHUANIA	1 073	218	151
BULGARIA	3 929	4 573	3 206	POLAND	6 391	1 988	1 380
ALBANIA	1 439	1 950	1 382	CZECH REPUB	48 209	28 958	20 248
UKRAINE	41 166	77 921	54 843	SLOVAKIA	8 510	5 975	4 146
BELARUS	1 112	2 919	2 007	HUNGARY	252	126	88
MOLDOVA	3 801	6 142	4 265	ROMANIA	503	151	103
RUSSIA	37 578	62 801	43 762	UKRAINE	809	288	201
KAZAKHSTAN	3 795	9 621	6 598	BELARUS	42 414	12 562	8 737
UZBEKISTAN	21 661	30 733	21 680	RUSSIA	7 344	2 670	1 882
KYRGHYZSTAN	155	300	195	SLOVENIA	187	148	104
SLOVENIA	7 418	8 511	5 959	CROATIA	93	67	46
CROATIA	9 651	10 463	7 366	USA	130 907	140 225	99 008
BOS HERZEGOV	106	128	88	CANADA	6 056	5 060	3 498
MACEDONIA	1 318	1 908	1 365	JAPAN	10 485	23 276	16 142
MOROCCO	2 344	2 608	1 811	EXPORTS	1 990 702	2 373 532	1 662 958
ALGERIA	1 280	1 720	1 218	FRANCE	501 958	613 376	430 682
TUNISIA	1 114	1 793	1 215	BELGIUM LUX	41 205	58 249	40 826
LIBYA	14 502	18 126	12 912	NETHERLANDS	73 449	100 480	70 358
EGYPT	4 569	5 279	3 698	ITALY	102 158	121 436	85 250
SUDAN	798	937	663	UNTD KINGDOM	293 185	332 979	233 971

6 IMPORTS AND EXPORTS (SPECIAL TRADE) BY GROUPS OF THE SITC-REV. III AND BY COUNTRIES OF PRODUCTION AND CONSUMPTION 1995

GROUP COUNTRY	DT = 100 KG	1 000 DM	1 000 \$	GROUP COUNTRY	DT = 100 KG	1 000 DM	1 000 \$
IRELAND	4 115	5 327	3 702	SLOVAKIA	92 086	28 424	19 936
DENMARK	62 813	85 524	59 911	HUNGARY	140 361	53 025	37 138
GREECE	15 231	14 993	10 475	ROMANIA	20 897	6 532	4 559
PORTUGAL	14 162	17 393	12 219	BULGARIA	92	120	84
SPAIN	127 333	135 016	94 122	UKRAINE	3 632	853	590
SWEDEN	30 604	40 433	28 399	BELARUS	208	96	68
FINLAND	23 886	28 507	19 927	RUSSIA	11 731	6 491	4 570
AUSTRIA	43 303	71 342	49 793	SLOVENIA	59 021	24 735	17 300
EU	1 333 402	1 625 055	1 139 635	CROATIA	24 094	10 638	7 457
ICELAND	499	736	514	IVORY COAST	3	61	44
NORWAY	18 068	22 212	15 340	GABON	420	150	98
LIECHTENST	178	124	88	SOUTH AFRICA	177	344	241
SWITZERLAND	31 044	50 145	35 094	USA	128 907	164 278	114 829
TURKEY	105	322	232	CANADA	3 644	4 322	3 040
ESTONIA	309	111	75	BRAZIL	1 891	415	291
LATVIA	419	394	279	CHILE	191	128	90
LITHUANIA	307	82	57	BOLIVIA	5	156	111
POLAND	4 453	3 979	2 794	ISRAEL	415	517	368
CZECH REPUB	5 404	7 472	5 252	INDIA	244	246	169
SLOVAKIA	337	292	206	CHINA	7 603	5 086	3 566
HUNGARY	4 932	3 630	2 532	SOUTH KOREA	15 275	12 544	8 881
ROMANIA	2 821	3 902	2 717	JAPAN	110 234	172 787	120 559
ALBANIA	266	448	315	TAIWAN	97	304	213
UKRAINE	1 291	1 422	999	HONG KONG	176	307	210
BELARUS	219	159	110	AUSTRALIA	777	977	691
RUSSIA	1 540	3 636	2 525	EXPORTS	4 117 303	4 518 053	3 159 750
AZERBAIJAN	60	106	70	FRANCE	493 519	463 183	324 266
SLOVENIA	1 783	1 718	1 204	BELGIUM LUX	177 150	161 267	112 666
CROATIA	3 942	7 024	4 911	NETHERLANDS	254 425	281 797	197 057
MACEDONIA	342	613	421	ITALY	79 347	95 239	66 619
MOROCCO	400	349	247	UNITD KINGDOM	247 419	287 457	201 144
TUNISIA	119	227	162	IRELAND	8 425	10 071	7 066
LIBYA	328	708	491	DENMARK	53 498	64 613	45 335
IVORY COAST	529	417	289	GREECE	73 025	27 138	18 946
GHANA	203	52	35	PORTUGAL	18 587	24 406	17 157
RWANDA	97	198	135	SPAIN	86 895	101 948	71 304
KENYA	455	347	240	SWEDEN	119 441	98 890	69 169
UGANDA	74	56	38	FINLAND	19 358	23 398	16 344
TANZANIA	94	176	123	AUSTRIA	184 607	222 321	155 740
MADAGASCAR	259	319	226	EU	1 815 696	1 861 726	1 302 813
REUNION	379	511	357	CANARY IS	1 148	2 753	1 923
MAURITIUS	154	180	128	ICELAND	1 986	1 960	1 379
ZIMBABWE	430	545	365	NORWAY	56 105	65 613	46 010
SOUTH AFRICA	7 544	9 335	6 503	LIECHTENST	1 032	1 320	933
USA	362 998	408 591	286 254	SWITZERLAND	173 617	219 696	153 893
CANADA	42 277	43 684	30 533	ANDORRA	108	73	51
MEXICO	333	407	266	MALTA	194	393	269
HONDURAS	348	413	286	SAN MARINO	3	65	46
COSTA RICA	439	513	335	TURKEY	45 036	45 569	31 911
PANAMA	90	96	69	ESTONIA	2 897	5 397	3 837
CUBA	25	76	52	LATVIA	3 535	6 579	4 633
MARTINIQUE	722	810	569	LITHUANIA	2 425	5 370	3 852
ARUBA	864	1 150	817	POLAND	56 053	67 789	47 487
GUYANA	90	88	59	CZECH REPUB	153 851	123 511	86 333
ECUADOR	179	177	127	SLOVAKIA	12 077	10 145	7 129
CHILE	1 257	979	657	HUNGARY	63 363	30 522	21 357
PARAGUAY	203	150	106	ROMANIA	11 969	17 577	12 213
URUGUAY	484	579	406	BULGARIA	13 236	19 896	13 769
ARGENTINA	207	333	232	ALBANIA	1 008	826	587
CYPRUS	176	267	185	UKRAINE	4 682	11 112	7 844
LEBANON	148	138	99	BELARUS	4 459	16 993	11 908
SYRIA	489	131	92	RUSSIA	87 335	173 983	122 086
ISRAEL	2 726	3 748	2 636	AZERBAIJAN	35	209	146
JORDAN	744	143	98	KAZAKHSTAN	624	1 676	1 149
SAUDI ARABIA	1 385	1 583	1 073	UZBEKISTAN	6 399	10 611	7 423
ARAB EMIRAT	48	181	124	SLOVENIA	17 292	17 674	12 347
INDIA	920	1 144	804	CROATIA	30 730	18 690	13 114
THAILAND	805	756	494	BOS HERZEGOV	4 306	2 743	1 913
SINGAPORE	1 000	1 173	766	MACEDONIA	9 909	15 527	11 027
PHILIPPINES	71	122	86	MOROCCO	3 454	2 972	2 058
CHINA	2 169	2 487	1 731	ALGERIA	12 558	17 293	12 042
NORTH KOREA	25 133	22 503	15 557	TUNISIA	3 590	5 711	3 943
SOUTH KOREA	2 206	4 053	2 785	LIBYA	9 681	17 649	12 220
JAPAN	39 364	42 461	29 620	EGYPT	53 624	34 060	23 558
TAIWAN	4 786	6 677	4 693	SUDAN	579	1 510	1 073
HONG KONG	422	565	389	MAURITANIA	447	691	486
AUSTRALIA	56 605	61 606	43 089	MALI	48	135	92
NEW ZEALAND	13 390	13 536	9 505	BURKINA FASO	30	81	55
N ZEAL OCEAN	4 251	5 009	3 516	NIGER	23	70	49
723 CIVIL ENGINEERING EQUIPT				CAPE VERDE	167	206	135
IMPORTS	3 440 914	2 653 036	1 857 638	SENEGAL	773	1 147	815
FRANCE	564 577	443 898	309 997	GUINEA	899	1 376	964
BELGIUM LUX	402 762	418 650	293 272	SIERRA LEONE	230	326	229
NETHERLANDS	77 471	64 560	45 142	IVORY COAST	316	408	288
ITALY	426 208	251 976	176 094	GHANA	8 126	7 463	5 271
UNITD KINGDOM	263 304	248 643	174 272	TOGO	242	404	281
IRELAND	6 293	3 740	2 630	NIGERIA	8 178	8 473	5 964
DENMARK	16 107	21 079	14 706	CAMEROON	3 752	4 373	2 947
GREECE	578	447	314	GABON	81	327	233
PORTUGAL	1 769	1 138	788	CONGO	671	674	480
SPAIN	26 557	14 381	9 987	ZAIRE	1 498	1 822	1 250
SWEDEN	308 631	319 498	225 858	RWANDA	85	167	116
FINLAND	6 770	14 893	10 427	BURUNDI	271	191	134
AUSTRIA	130 807	152 891	106 522	ANGOLA	23	112	77
EU	2 231 834	1 955 794	1 370 009	ETHIOPIA	2 782	3 176	2 237
CANARY IS	166	102	73	ERITREA	480	726	514
NORWAY	9 811	10 488	7 411	SOMALIA	28	97	65
LIECHTENST	452	501	350	KENYA	1 385	1 695	1 181
SWITZERLAND	54 346	56 101	39 183	UGANDA	1 272	1 151	775
SAN MARINO	264	448	311	TANZANIA	917	1 499	1 048
TURKEY	11 970	3 965	2 777	MOZAMBIQUE	10 197	5 333	3 650
POLAND	133 343	35 349	24 697	MADAGASCAR	187	376	251
CZECH REPUB	375 936	96 469	67 530	REUNION	1 944	2 001	1 399
				MAURITIUS	840	1 041	734

6 IMPORTS AND EXPORTS (SPECIAL TRADE) BY GROUPS OF THE SITC-REV. III AND BY COUNTRIES OF PRODUCTION AND CONSUMPTION 1995

GROUP COUNTRY	DT = 100 KG	1 000 DM	1 000 \$	GROUP COUNTRY	DT = 100 KG	1 000 DM	1 000 \$
MAYOTTE	182	206	143	AZERBAIJAN	105	61	42
ZAMBIA	610	989	692	TURKMENISTAN	158	198	137
ZIMBABWE	689	861	610	SLOVENIA	27 153	9 991	6 997
MAHAWI	46	175	122	CROATIA	836	997	696
SOUTH AFRICA	30 085	40 823	28 476	MACEDONIA	9	74	52
NAMIBIA	504	524	366	MOROCCO	25	60	38
USA	587 834	494 795	346 041	ALGERIA	420	72	51
CANADA	28 264	35 513	25 043	TUNISIA	190	357	247
MEXICO	3 491	5 599	3 880	EGYPT	185	524	359
GUATEMALA	161	127	90	MAURITIUS	1 297	973	695
EL SALVADOR	1 350	766	541	SOUTH AFRICA	230	467	327
COSTA RICA	2 909	3 515	2 453	USA	18 841	53 341	37 255
PANAMA	285	414	294	CANADA	476	1 017	712
CUBA	25	149	105	MEXICO	314	351	249
ST CHRISTOPH	126	67	48	HONDURAS	408	167	118
HAITI	1 745	813	577	ECUADOR	500	253	169
GUADELOUPE	110	184	132	BRAZIL	47 021	24 392	17 069
MARTINIQUE	356	372	251	ISRAEL	272	3 133	2 211
TRINIDAD TOB	15	80	56	ARAB EMIRAT	115	432	307
COLOMBIA	7 844	10 872	7 414	INDIA	3 890	8 387	5 874
VENEZUELA	2 735	5 110	3 538	THAILAND	12 223	19 076	13 455
GUYANA	7	44	31	INDONESIA	151	347	240
SURINAME	586	1 907	1 313	MALAYSIA	798	1 605	1 125
ECUADOR	232	465	323	SINGAPORE	5 513	11 604	8 132
PERU	2 128	2 117	1 436	PHILIPPINES	158	1 193	136
BRAZIL	7 279	13 837	9 752	CHINA	7 682	7 108	4 988
CHILE	23 240	22 875	15 990	SOUTH KOREA	212	1 119	781
BOLIVIA	170	307	217	JAPAN	17 378	117 722	82 266
PARAGUAY	181	83	57	TAIWAN	24 379	48 689	34 048
URUGUAY	135	473	334	HONG KONG	347	500	352
ARGENTINA	6 815	11 511	8 019	AUSTRALIA	10	167	114
CYPRUS	1 959	2 931	2 067	NEW ZEALAND	42	93	66
LEBANON	18 128	14 527	10 020	EXPORTS	2 668 960	9 238 885	6 459 795
SYRIA	5 726	7 924	5 368	FRANCE	99 623	378 584	264 122
IRAN	3 079	6 682	4 580	BELGIUM LUX	60 776	197 050	137 617
ISRAEL	24 527	24 471	17 069	NETHERLANDS	33 162	120 011	83 878
AUTON TERRIT	7	49	34	ITALY	164 694	717 738	501 772
JORDAN	11 442	6 274	4 361	UNITD KINGDOM	59 675	263 044	183 814
SAUDI ARABIA	12 087	11 273	7 873	IRELAND	4 178	18 293	12 741
KUWAIT	6 072	9 643	6 805	DENMARK	18 666	60 254	41 502
BAHRAIN	44	169	119	GREECE	14 976	64 053	44 933
QATAR	593	1 263	886	PORTUGAL	22 806	117 818	82 320
ARAB EMIRAT	43 620	33 201	23 244	SPAIN	44 651	152 841	106 989
OMAN	1 807	1 981	1 385	SWEDEN	7 876	32 392	22 610
YEMEN	263	732	510	FINLAND	6 322	28 121	19 754
PAKISTAN	8 005	7 999	5 427	AUSTRIA	50 338	144 783	100 966
INDIA	21 486	54 505	37 821	EU	587 743	2 294 982	1 603 018
BANGLADESH	1 817	2 730	1 888	CANARY IS	83	213	151
SRI LANKA	905	1 334	928	ICELAND	152	699	491
NEPAL	51	123	88	NORWAY	4 033	16 973	11 805
THAILAND	53 440	71 095	49 810	LIECHTENST	382	1 578	1 110
LAOS	289	505	343	SWITZERLAND	77 698	193 998	135 584
VIETNAM	6 948	5 389	3 723	MALTA	719	5 665	3 971
CAMBODIA	265	316	225	TURKEY	284 801	862 654	605 903
INDONESIA	20 626	22 870	16 105	ESTONIA	891	2 221	1 537
MALAYSIA	18 999	26 468	18 462	LATVIA	1 497	3 704	2 592
BRUNEI	407	377	269	LITHUANIA	4 079	13 559	9 421
SINGAPORE	73 077	77 426	54 152	POLAND	36 791	115 987	81 132
PHILIPPINES	6 142	11 900	8 358	CZECH REPUB	55 440	158 388	110 670
MONGOLIA	224	205	146	SLOVAKIA	11 652	45 156	31 474
CHINA	68 438	118 586	83 135	HUNGARY	12 806	54 098	37 756
SOUTH KOREA	55 674	108 394	75 936	ROMANIA	11 280	59 085	41 369
JAPAN	42 188	77 155	53 424	BULGARIA	2 676	14 827	10 361
TAIWAN	69 184	93 765	65 024	ALBANIA	46	212	146
HONG KONG	46 537	81 407	57 096	UKRAINE	6 290	13 613	9 533
MACAO	58	253	175	BELARUS	3 001	17 070	11 940
AUSTRALIA	58 032	80 469	56 296	MOLDOVA	758	1 901	1 297
PAPUA NEW G	5 287	7 617	5 468	RUSSIA	20 984	100 597	70 194
NEW ZEALAND	8 301	8 425	5 857	GEORGIA	35	119	83
NEW CALEDON	30	68	46	AZERBAIJAN	973	5 147	3 557
FR POLYNESIA	60	116	80	KAZAKHSTAN	281	1 025	721
UNID COUNTR	540	727	504	TURKMENISTAN	3 123	6 141	4 134
724 TEXTILE, LEATHER MACHINES				UZBEKISTAN	12 998	42 638	29 793
IMPORTS	758 605	1 348 435	942 544	TADJIKISTAN	30 003	13 006	9 237
FRANCE	59 900	72 778	50 891	KYRGHYZSTAN	482	5 036	3 587
BELGIUM LUX	37 075	50 544	34 975	SLOVENIA	9 128	44 939	31 459
NETHERLANDS	26 293	58 304	40 736	CROATIA	3 561	17 287	12 110
ITALY	149 935	183 682	128 526	BOS HERZEGOV	42	163	115
UNITD KINGDOM	13 069	45 883	31 905	SERB MONTNEG	18	104	72
IRELAND	855	2 174	1 518	MACEDONIA	3 652	7 229	5 048
DENMARK	5 291	13 230	9 185	MOROCCO	8 689	34 747	24 290
GREECE	1 034	1 492	1 040	ALGERIA	1 854	12 454	8 643
PORTUGAL	6 989	48 686	34 106	TUNISIA	5 671	28 603	19 956
SPAIN	6 937	10 227	7 175	LIBYA	184	2 486	1 728
SWEDEN	5 577	33 788	23 614	EGYPT	21 506	69 233	48 379
FINLAND	219	1 220	853	SUDAN	1 296	2 249	1 513
AUSTRIA	38 534	47 906	33 442	BURKINA FASO	12	125	85
EU	351 708	569 714	397 966	CAPE VERDE	18	229	159
NORWAY	59	236	161	SENEGAL	30	281	200
SWITZERLAND	86 145	288 345	201 536	IVORY COAST	175	1 537	1 077
MALTA	32	60	42	GHANA	67	165	115
TURKEY	813	1 608	1 117	NIGERIA	3 610	15 870	11 117
ESTONIA	85	80	57	CAMEROON	67	517	365
LITHUANIA	51	74	52	ZAIRE	25	287	199
POLAND	28 209	19 016	13 300	ETHIOPIA	582	3 632	2 570
CZECH REPUB	85 743	119 569	83 581	ERITREA	69	640	454
SLOVAKIA	12 945	16 490	11 579	DJIBOUTI	91	522	371
HUNGARY	10 074	10 622	7 456	KENYA	2 132	3 481	2 410
ROMANIA	301	700	491	UGANDA	160	565	400
BULGARIA	781	343	235	TANZANIA	89	421	299
UKRAINE	48	64	47	MOZAMBIQUE	217	545	384
BELARUS	23	70	48	MADAGASCAR	243	1 228	858
RUSSIA	10 139	7 787	5 442	MAURITIUS	4 364	19 844	13 904
				ZAMBIA	5 677	15 305	10 722

6 IMPORTS AND EXPORTS (SPECIAL TRADE) BY GROUPS OF THE SITC-REV. III AND BY COUNTRIES OF PRODUCTION AND CONSUMPTION 1995

GROUP COUNTRY	DT = 100 KG	1 000 DM	1 000 \$	GROUP COUNTRY	DT = 100 KG	1 000 DM	1 000 \$
ZIMBABWE	1 534	7 116	4 962	CHILE	152	679	476
MALAWI	21	194	132	ISRAEL	169	522	371
SOUTH AFRICA	27 323	115 935	81 392	SAUDI ARABIA	10	62	43
NAMIBIA	90	208	144	BAHRAIN	65	354	250
BOTSWANA	433	1 171	844	INDIA	258	358	251
SWAZILAND	31	285	198	THAILAND	45	179	126
USA	256 962	1 055 006	736 398	INDONESIA	2 597	2 012	1 411
CANADA	14 216	61 005	42 616	MALAYSIA	1 863	1 255	886
MEXICO	40 062	135 513	94 756	SINGAPORE	303	309	204
GUATEMALA	2 173	8 107	5 671	PHILIPPINES	174	400	277
HONDURAS	269	664	466	CHINA	373	292	201
EL SALVADOR	2 258	7 160	5 044	SOUTH KOREA	528	857	610
NICARAGUA	112	101	72	JAPAN	7 528	19 410	13 717
COSTA RICA	164	1 301	926	TAIWAN	465	672	472
PANAMA	1	58	38	HONG KONG	18	84	57
CUBA	57	590	406	AUSTRALIA	530	331	229
DOMINIC REP	253	1 323	903	EXPORTS	724 018	2 446 182	1 712 619
GUADELOUPE	11	49	31	FRANCE	41 770	169 162	118 486
JAMAICA	23	113	80	BELGIUM LUX	40 655	120 407	84 647
COLOMBIA	5 631	29 266	20 555	NETHERLANDS	29 943	103 053	72 170
VENEZUELA	2 331	12 531	8 849	ITALY	26 631	109 606	76 889
ECUADOR	1 900	6 546	4 567	UNITD KINGDOM	37 249	144 785	101 299
PERU	5 685	21 224	14 874	IRELAND	183	1 258	871
BRAZIL	78 403	347 448	243 900	DENMARK	4 557	19 854	13 917
CHILE	11 638	28 269	19 309	GREECE	1 126	4 623	3 232
BOLIVIA	1 252	6 782	4 743	PORTUGAL	1 430	4 175	2 913
PARAGUAY	36	477	333	SPAIN	12 538	46 763	32 652
URUGUAY	1 824	5 590	3 871	SWEDEN	47 673	172 497	120 944
ARGENTINA	9 517	36 511	25 417	FINLAND	7 778	37 049	25 721
CYPRUS	635	2 574	1 806	AUSTRIA	36 032	89 447	62 470
LEBANON	1 457	3 571	2 469	EU	287 565	1 022 679	716 211
SYRIA	36 880	103 299	72 323	CANARY IS	49	111	77
IRAN	37 687	60 969	42 893	CEUTA MEL	41	393	278
ISRAEL	11 403	54 855	38 421	ICELAND	19	62	43
JORDAN	2 655	5 145	3 624	NORWAY	4 518	20 624	14 410
SAUDI ARABIA	5 992	17 664	12 129	SWITZERLAND	43 831	104 392	73 135
KUWAIT	24	157	108	MALTA	34	131	93
BAHRAIN	21	125	87	TURKEY	10 815	30 650	21 703
QATAR	111	222	155	ESTONIA	48	79	54
ARAB EMIRAT	2 042	8 321	5 812	LATVIA	58	173	122
OMAN	16	159	112	LITHUANIA	253	395	280
YEMEN	4	86	60	POLAND	10 950	28 262	19 718
AFGHANISTAN	5	50	35	CZECH REPUBL	6 641	18 653	13 041
PAKISTAN	46 166	88 480	62 398	SLOVAKIA	5 338	9 133	6 413
INDIA	226 134	572 467	399 880	HUNGARY	3 962	11 251	7 795
BANGLADESH	33 695	49 660	34 549	ROMANIA	2 531	3 240	2 293
SRI LANKA	2 378	9 948	6 887	BULGARIA	421	742	517
NEPAL	16	183	128	UKRAINE	211	1 430	961
MYANMAR	114	817	573	BELARUS	500	1 370	968
THAILAND	52 606	159 315	111 171	RUSSIA	10 257	76 335	54 005
VIETNAM	2 067	8 703	6 049	KAZAKHSTAN	49	302	212
INDONESIA	101 624	263 849	184 329	TURKMENISTAN	422	11 820	8 204
MALAYSIA	12 511	45 613	31 585	UZBEKISTAN	43	787	549
SINGAPORE	8 074	39 963	27 766	SLOVENIA	1 453	4 242	2 943
PHILIPPINES	15 466	47 706	33 037	CROATIA	824	2 950	2 080
MONGOLIA	23	57	40	BOS HERZEGOV	39	65	45
CHINA	197 989	480 235	336 082	SERB MONTNEG	123	193	133
SOUTH KOREA	85 380	321 668	225 665	MACEDONIA	3 036	2 255	1 561
JAPAN	30 860	174 444	121 793	MOROCCO	836	1 659	1 155
TAIWAN	66 945	272 876	190 930	ALGERIA	4 538	2 767	1 954
HONG KONG	22 713	152 984	107 186	TUNISIA	721	2 121	1 495
MACAO	95	968	683	LIBYA	14	144	106
AUSTRALIA	14 151	57 297	39 853	EGYPT	2 492	4 738	3 337
NEW ZEALAND	1 482	6 473	4 540	SUDAN	28	113	80
NEW CALEDON	15	88	63	IVORY COAST	113	416	289
FIJI	3	96	67	GHANA	62	256	179
FR POLYNESIA	9	44	31	NIGERIA	130	981	689
UNID COUNTR	345	1 867	1 295	CAMEROON	21	78	53
725 PAPER,PULP MILL MACHINES				BURUNDI	38	104	72
IMPORTS	296 603	660 810	463 317	ANGOLA	22	55	38
FRANCE	20 059	40 272	28 284	ETHIOPIA	57	727	500
BELGIUM LUX	34 588	67 549	47 374	KENYA	730	3 109	2 156
NETHERLANDS	22 328	34 211	23 942	UGANDA	9	50	35
ITALY	29 524	60 250	42 206	MADAGASCAR	34	85	60
UNITD KINGDOM	11 296	22 546	15 736	REUNION	44	198	141
IRELAND	134	267	188	MAURITIUS	101	291	203
DENMARK	3 372	7 240	5 034	ZAMBIA	36	84	59
GREECE	8	57	39	ZIMBABWE	686	1 964	1 399
PORTUGAL	58	193	136	SOUTH AFRICA	10 812	46 661	32 728
SPAIN	4 841	9 154	6 407	BOTSWANA	3	43	31
SWEDEN	10 164	35 981	25 216	SWAZILAND	11	65	58
FINLAND	18 948	56 752	40 266	USA	58 984	293 834	205 343
AUSTRIA	38 813	68 327	47 746	CANADA	10 487	46 605	32 924
EU	194 123	402 799	282 574	MEXICO	2 594	10 098	7 052
NORWAY	529	2 334	1 659	BERMUDA	34	82	54
SWITZERLAND	35 593	139 526	97 720	GUATEMALA	61	240	165
TURKEY	197	198	137	EL SALVADOR	107	409	286
ESTONIA	48	48	34	COSTA RICA	169	493	346
POLAND	4 344	2 404	1 676	PANAMA	80	507	338
CZECH REPUBL	17 718	10 850	7 577	DOMINIC REP	96	288	204
SLOVAKIA	5 405	2 694	1 887	GUADELOUPE	59	55	38
HUNGARY	3 845	2 633	1 840	ANTIGUA	24	100	67
UKRAINE	516	126	89	DOMINICA	128	858	609
RUSSIA	415	466	323	JAMAICA	49	126	87
SLOVENIA	1 997	1 523	1 066	TRINIDAD TOB	33	232	156
CROATIA	15	46	33	COLOMBIA	3 319	8 809	6 194
NIGERIA	600	407	293	VENEZUELA	109	839	585
ZIMBABWE	107	299	201	ECUADOR	343	1 045	725
SOUTH AFRICA	1 685	1 557	1 085	PERU	9 033	1 255	870
USA	10 736	55 818	39 050	BRAZIL	2 046	47 095	32 826
CANADA	906	5 204	3 635	CHILE	559	6 501	4 578
MEXICO	139	257	173	PARAGUAY	763	375	250
BRAZIL	2 449	3 746	2 615	URUGUAY	5 812	5 812	3 878
				ARGENTINA	2 608	11 148	7 809

6 IMPORTS AND EXPORTS (SPECIAL TRADE) BY GROUPS OF THE SITC-REV. III AND BY COUNTRIES OF PRODUCTION AND CONSUMPTION 1995

GROUP COUNTRY	DT = 100 KG	1 000 DM	1 000 \$	GROUP COUNTRY	DT = 100 KG	1 000 DM	1 000 \$
CYPRUS	80	416	289	AUSTRIA	31 175	120 522	84 417
LEBANON	333	1 349	937	EU	543 723	2 411 253	1 687 271
SYRIA	512	1 410	965	CANARY IS	1 202	4 734	3 390
IRAN	1 396	5 175	3 664	ICELAND	1 039	3 863	2 679
ISRAEL	2 228	8 268	5 819	NORWAY	10 631	43 388	30 277
JORDAN	771	1 961	1 323	LIECHTENST	970	1 243	884
SAUDI ARABIA	1 178	6 165	4 311	SWITZERLAND	130 986	276 877	193 589
KUWAIT	71	530	372	ANDORRA	15	80	58
BAHRAIN	244	1 504	1 070	MALTA	763	4 797	3 410
ARAB EMIRAT	958	7 386	5 173	TURKEY	20 607	58 518	40 917
OMAN	118	978	695	ESTONIA	167	972	638
PAKISTAN	2 808	2 952	2 086	LATVIA	1 467	5 888	4 061
INDIA	34 798	54 399	37 850	LITHUANIA	2 655	4 453	3 142
BANGLADESH	17 747	4 428	3 086	POLAND	26 387	59 749	41 774
SRI LANKA	193	1 204	850	CZECH REPUB	17 566	79 197	55 886
MYANMAR	15	193	136	SLOVAKIA	5 865	23 061	15 736
THAILAND	8 571	29 320	20 739	HUNGARY	9 195	45 149	31 566
VIETNAM	138	509	353	ROMANIA	4 848	9 281	6 459
INDONESIA	34 619	44 818	31 402	BULGARIA	2 760	13 008	9 207
MALAYSIA	8 716	30 950	21 857	UKRAINE	1 061	4 218	2 955
SINGAPORE	5 658	12 258	8 592	BELARUS	801	6 615	4 573
PHILIPPINES	1 621	8 425	5 904	RUSSIA	9 221	55 497	38 771
CHINA	5 028	32 617	22 872	KAZAKHSTAN	642	6 775	4 747
SOUTH KOREA	48 141	153 279	106 621	TURKMENISTAN	86	415	296
JAPAN	13 473	73 948	51 594	UZBEKISTAN	337	749	531
TAIWAN	9 572	37 931	26 491	KYRGYZSTAN	130	621	446
HONG KONG	4 718	12 086	8 464	SLOVENIA	4 946	12 254	8 583
AUSTRALIA	12 925	48 632	34 304	CROATIA	5 262	20 634	14 538
NEW ZEALAND	1 195	5 652	3 972	BOS HERZEGOV	244	344	242
FR POLYNESIA	7	42	30	SERB MONTNEG	380	318	221
UNID COUNTR	113	513	354	MACEDONIA	2 318	4 246	2 992
726 PRINTNG,BOOKBINDNG MACHS				MOROCCO	2 449	10 723	7 458
IMPORTS	360 143	1 149 009	803 052	ALGERIA	866	3 786	2 675
FRANCE	23 383	52 665	36 696	TUNISIA	2 633	11 436	8 020
BELGIUM LUX	9 524	24 886	17 415	LIBYA	563	5 585	3 893
NETHERLANDS	30 133	66 189	46 139	EGYPT	21 909	60 027	42 108
ITALY	26 236	71 621	49 405	SUDAN	377	1 164	828
UNTD KINGDOM	14 585	68 763	48 151	MAURITANIA	95	463	330
IRELAND	722	901	641	BURKINA FASO	73	243	174
DENMARK	5 879	23 236	16 350	SENEGAL	26	172	124
GREECE	145	180	124	GUINEA	24	122	87
PORTUGAL	1 560	4 408	3 094	IVORY COAST	936	5 029	3 539
SPAIN	2 740	6 024	4 236	GHANA	168	825	584
SWEDEN	4 010	15 019	10 565	BENIN	11	62	44
FINLAND	766	876	610	NIGERIA	852	5 832	4 081
AUSTRIA	13 118	22 463	15 681	CAMEROON	28	209	141
EU	132 801	357 291	249 107	CENT AFR REP	50	185	131
NORWAY	4 933	5 085	3 460	ZAIRE	53	396	275
LIECHTENST	46	230	205	BURUNDI	11	61	42
SWITZERLAND	150 258	523 385	366 391	ETHIOPIA	268	2 380	1 632
TURKEY	108	211	145	ERITREA	20	164	116
POLAND	3 147	2 322	1 616	KENYA	244	1 056	744
CZECH REPUB	25 925	13 299	9 326	UGANDA	49	362	247
SLOVAKIA	1 579	1 164	799	TANZANIA	29	132	94
HUNGARY	1 173	1 768	1 235	MADAGASCAR	14	92	64
ROMANIA	86	331	230	REUNION	99	674	470
BULGARIA	235	174	119	MAURITIUS	100	694	471
RUSSIA	323	308	219	ZAMBIA	21	105	74
SLOVENIA	217	356	246	ZIMBABWE	629	2 218	1 563
CROATIA	419	1 416	987	SOUTH AFRICA	16 387	67 314	47 144
MACEDONIA	120	95	68	NAMIBIA	111	485	331
TUNISIA	131	79	55	USA	222 703	1 079 666	756 138
NIGERIA	63	45	31	CANADA	13 078	69 950	49 009
SOUTH AFRICA	190	375	265	MEXICO	3 940	24 078	16 787
USA	18 021	146 546	102 462	GUATEMALA	285	902	606
CANADA	2 068	12 260	8 455	HONDURAS	26	247	171
MEXICO	241	1 348	956	EL SALVADOR	667	4 023	2 796
BARBADOS	206	992	696	NICARAGUA	27	170	119
COLOMBIA	13	107	74	COSTA RICA	243	1 845	1 285
BRAZIL	85	625	435	PANAMA	18	189	131
ARGENTINA	5	43	30	CUBA	10	152	107
IRAN	19	216	155	HAITI	250	539	371
ISRAEL	1 086	8 683	6 123	BAHAMAS	28	255	182
SAUDI ARABIA	110	65	47	DOMINIC REP	317	1 906	1 332
ARAB EMIRAT	16	41	30	ANTIGUA	283	1 820	1 260
YEMEN	19	79	54	JAMAICA	120	767	545
INDIA	116	297	205	BARBADOS	280	1 269	905
THAILAND	86	115	84	TRINIDAD TOB	136	928	669
MALAYSIA	185	404	284	COLOMBIA	3 166	18 132	12 691
SINGAPORE	313	150	103	VENEZUELA	918	4 768	3 354
CHINA	2 809	3 261	2 263	ECUADOR	2 043	11 606	8 148
NORTH KOREA	3	140	101	PERU	2 507	13 005	9 154
SOUTH KOREA	19	153	107	BRAZIL	49 097	280 560	196 452
JAPAN	11 563	61 174	42 861	CHILE	4 456	21 728	15 257
TAIWAN	653	2 196	1 541	BOLIVIA	396	2 398	1 593
HONG KONG	273	1 393	973	PARAGUAY	947	1 859	1 301
AUSTRALIA	176	424	297	URUGUAY	429	2 176	1 530
NEW ZEALAND	128	119	84	ARGENTINA	5 197	28 126	19 755
EXPORTS	1 488 626	6 351 510	4 447 030	CYPRUS	1 203	7 126	4 908
FRANCE	96 821	426 729	298 051	LEBANON	1 278	4 367	3 065
BELGIUM LUX	40 001	170 646	119 925	SYRIA	2 075	3 800	2 643
NETHERLANDS	80 927	314 207	219 821	IRAN	4 038	10 689	7 551
ITALY	65 369	298 153	207 561	ISRAEL	8 900	44 746	31 179
UNTD KINGDOM	126 125	608 203	425 075	JORDAN	1 469	6 888	4 874
IRELAND	2 413	9 856	6 920	SAUDI ARABIA	4 781	22 530	15 670
DENMARK	23 605	102 121	71 731	KUWAIT	1 832	8 455	5 929
GREECE	4 985	17 340	12 135	BAHRAIN	31	222	156
PORTUGAL	11 339	52 488	37 073	QATAR	84	386	275
SPAIN	28 579	128 569	90 456	ARAB EMIRAT	5 404	22 147	15 477
SWEDEN	21 523	105 779	74 245	OMAN	223	505	356
FINLAND	10 861	56 640	39 861	YEMEN	223	1 433	1 019
				PAKISTAN	892	4 422	3 104
				INDIA	19 571	78 466	54 756
				BANGLADESH	1 725	2 028	1 410
				SRI LANKA	421	1 948	1 380
				MYANMAR	486	2 887	2 013

6 IMPORTS AND EXPORTS (SPECIAL TRADE) BY GROUPS OF THE SITC-REV. III AND BY COUNTRIES OF PRODUCTION AND CONSUMPTION 1995

GROUP COUNTRY	DT = 100 KG	1 000 DM	1 000 \$	GROUP COUNTRY	DT = 100 KG	1 000 DM	1 000 \$
THAILAND	16 235	49 061	33 997	KAZAKHSTAN	3 125	7 364	5 148
VIETNAM	1 935	9 615	6 749	TURKMENISTAN	18	135	96
CAMBODIA	4	49	35	UZBEKISTAN	1 841	8 751	6 064
INDONESIA	13 465	61 594	43 365	KYRGYZSTAN	125	672	475
MALAYSIA	13 617	47 584	33 014	SLOVENIA	2 288	10 461	7 324
SINGAPORE	6 027	33 060	23 198	CROATIA	1 922	6 880	4 719
PHILIPPINES	4 115	16 934	11 778	BOS HERZEGOV	15	47	34
CHINA	38 342	145 945	102 174	SERB MONTNEG	15	152	105
NORTH KOREA	5	93	63	MACEDONIA	1 172	863	610
SOUTH KOREA	23 082	120 815	84 195	MOROCCO	1 663	5 200	3 652
JAPAN	40 481	231 005	162 075	ALGERIA	224	1 042	717
TAIWAN	10 451	41 640	29 171	TUNISIA	233	1 008	712
HONG KONG	30 441	117 451	82 053	LIBYA	233	1 952	1 359
AUSTRALIA	60 940	298 355	210 830	EGYPT	5 939	12 720	8 904
PAPUA NEW G	13	141	101	SUDAN	237	1 087	766
NEW ZEALAND	7 554	40 555	28 579	MAURITANIA	18	163	114
WEST SAMOA	14	82	57	MALI	5	49	34
UNID COUNTR	226	761	533	GAMBIA	25	222	154
				GUINEA	325	886	614
727 FOOD-PROCESS.MCH.NON DOM				IVORY COAST	1 220	5 041	3 416
IMPORTS	121 343	359 605	251 138	GHANA	264	1 068	738
FRANCE	5 030	18 297	12 776	TOGO	53	854	601
BELGIUM LUX	1 090	2 630	1 843	NIGERIA	333	1 824	1 269
NETHERLANDS	16 273	59 219	41 144	CAMEROON	37	352	247
ITALY	17 467	64 742	45 086	ZAIRE	79	243	169
UNTD KINGDOM	1 774	12 088	8 386	RWANDA	40	86	61
IRELAND	103	268	188	BURUNDI	20	95	66
DENMARK	6 525	19 820	13 863	ETHIOPIA	707	2 476	1 698
GREECE	716	682	484	KENYA	195	769	522
PORTUGAL	35	173	121	UGANDA	1 281	3 859	2 684
SPAIN	2 917	4 178	2 907	TANZANIA	213	528	366
SWEDEN	1 582	6 146	4 313	SEYCHELLES	26	485	340
FINLAND	47	279	197	MOZAMBIQUE	38	94	64
AUSTRIA	8 572	42 715	29 918	MADAGASCAR	72	289	202
EU	62 131	231 237	161 226	REUNION	65	366	256
ICELAND	5	92	63	MAURITIUS	178	652	431
NORWAY	465	1 774	1 233	ZAMBIA	73	193	134
SWITZERLAND	16 009	64 054	44 838	ZIMBABWE	207	384	272
TURKEY	8 087	4 190	2 934	MALAWI	34	188	133
ESTONIA	854	211	151	SOUTH AFRICA	3 575	12 763	8 921
POLAND	6 919	7 600	5 349	NAMIBIA	64	687	484
CZECH REPUB	7 566	9 139	6 390	USA	37 716	186 749	130 907
SLOVAKIA	904	723	500	CANADA	2 911	14 525	10 173
HUNGARY	1 593	1 082	749	MEXICO	3 462	17 840	12 372
ROMANIA	6	50	34	GUATEMALA	223	1 019	714
UKRAINE	73	43	30	HONDURAS	167	1 073	733
RUSSIA	231	274	189	EL SALVADOR	549	3 760	2 662
SLOVENIA	7 944	9 789	6 873	COSTA RICA	253	984	680
CROATIA	12	139	98	PANAMA	1 529	4 694	3 345
SOUTH AFRICA	532	567	406	CUBA	31	223	154
USA	5 224	19 317	13 583	DOMINIC REP	328	1 287	903
CANADA	288	2 643	1 845	GUADELOUPE	22	106	73
NETH ANTILL	3	50	35	ANTIGUA	29	213	152
BRAZIL	322	585	398	DOMINICA	601	1 304	872
ISRAEL	66	195	137	JAMAICA	65	437	308
SAUDI ARABIA	18	444	316	ST VINCENT	11	130	91
INDONESIA	47	237	164	BARBADOS	24	225	150
CHINA	521	421	288	TRINIDAD TOB	49	268	187
SOUTH KOREA	176	138	97	COLOMBIA	967	5 667	3 967
JAPAN	416	3 585	2 500	VENEZUELA	1 142	6 269	4 329
TAIWAN	265	376	262	GUYANA	78	258	183
AUSTRALIA	104	283	194	SURINAME	100	777	540
NEW ZEALAND	5	65	46	FRENCH GUIAN	7	64	45
EXPORTS	451 003	1 780 369	1 245 390	ECUADOR	516	1 875	1 319
FRANCE	13 963	91 522	64 208	PERU	1 163	6 777	4 648
BELGIUM LUX	8 487	42 506	29 678	BRAZIL	7 746	34 443	24 109
NETHERLANDS	16 045	59 180	41 453	CHILE	3 398	10 093	6 963
ITALY	5 455	28 943	20 314	BOLIVIA	2 002	6 007	4 268
UNTD KINGDOM	14 337	75 020	52 527	PARAGUAY	258	2 039	1 422
IRELAND	2 082	13 110	9 205	URUGUAY	460	1 472	1 011
DENMARK	5 644	34 909	24 446	ARGENTINA	1 578	7 273	5 000
GREECE	3 586	11 411	7 810	CYPRUS	339	1 544	1 066
PORTUGAL	1 437	6 917	4 862	LEBANON	99	485	336
SPAIN	5 031	25 959	18 107	SYRIA	792	1 746	1 179
SWEDEN	3 685	23 366	16 301	IRAN	4 076	11 928	8 241
FINLAND	2 992	14 507	10 112	ISRAEL	1 905	8 183	5 713
AUSTRIA	12 641	61 317	42 841	JORDAN	155	594	401
EU	95 385	488 667	341 864	SAUDI ARABIA	1 551	11 257	7 901
CANARY IS	80	589	418	KUWAIT	95	623	434
CEUTA MEL	257	511	364	BAHRAIN	23	151	106
ICELAND	486	4 918	3 458	ARAB EMIRAT	613	1 726	1 231
NORWAY	3 064	22 882	15 983	OMAN	905	8 051	5 774
LIECHTENST	222	936	627	YEMEN	329	391	274
SWITZERLAND	13 632	56 361	39 396	PAKISTAN	160	391	273
FAEROE IS	12	155	110	INDIA	2 628	12 280	8 496
MALTA	27	173	118	BANGLADESH	7	112	73
TURKEY	4 962	15 992	11 213	SRI LANKA	640	610	423
ESTONIA	579	1 112	782	NEPAL	195	1 137	802
LATVIA	2 034	6 580	4 583	THAILAND	9 291	29 486	20 691
LITHUANIA	2 675	11 364	7 962	LAOS	19	289	201
POLAND	69 933	137 517	96 448	VIETNAM	4 560	14 314	9 854
CZECH REPUB	10 830	31 854	22 226	CAMBODIA	943	3 278	2 314
SLOVAKIA	1 055	5 246	3 661	INDONESIA	3 597	11 729	8 152
HUNGARY	6 164	20 419	14 305	MALAYSIA	1 600	7 392	5 194
ROMANIA	10 700	20 433	14 346	SINGAPORE	1 796	11 010	7 606
BULGARIA	2 050	4 177	2 977	PHILIPPINES	6 094	29 252	20 506
ALBANIA	99	606	418	MONGOLIA	64	430	293
UKRAINE	3 427	7 728	5 431	CHINA	17 490	64 053	44 969
BELARUS	831	3 501	2 464	SOUTH KOREA	8 161	53 107	37 073
MOLDOVA	2 577	3 268	2 278	JAPAN	11 135	67 192	46 969
RUSSIA	34 669	115 744	81 038	TAIWAN	3 311	21 276	14 968
GEORGIA	26	107	73	HONG KONG	3 306	12 732	8 991
				AUSTRALIA	2 574	13 686	9 559
				PAPUA NEW G	113	572	409
				NEW ZEALAND	793	6 305	4 439
				SOLOMON IS	5	84	59

6 IMPORTS AND EXPORTS (SPECIAL TRADE) BY GROUPS OF THE SITC-REV. III AND BY COUNTRIES OF PRODUCTION AND CONSUMPTION 1995

GROUP COUNTRY	DT = 100 KG	1 000 DM	1 000 \$	GROUP COUNTRY	DT = 100 KG	1 000 DM	1 000 \$
NEW CALEDON	18	67	48	ESTONIA	6 597	7 304	5 138
WEST SAMOA	23	194	134	LATVIA	5 510	10 025	6 981
FR POLYNESIA	8	60	41	LITHUANIA	6 006	12 995	9 102
UNID COUNTR	149	572	402	POLAND	210 152	347 251	243 136
728 OTH.MACH,PTS,SPCL INDUST				CZECH REPUB	145 525	312 808	218 953
IMPORTS	2 096 639	4 103 691	2 867 088	SLOVAKIA	28 018	69 857	48 837
FRANCE	136 586	232 689	162 714	HUNGARY	52 139	127 712	89 179
BELGIUM LUX	65 133	109 327	76 135	ROMANIA	25 504	72 100	50 265
NETHERLANDS	159 093	276 141	193 201	BULGARIA	6 642	18 289	12 855
ITALY	334 369	569 394	398 198	ALBANIA	587	918	619
UNTD KINGDOM	109 246	170 758	119 546	UKRAINE	19 830	55 986	39 620
IRELAND	27 934	18 838	13 121	BELARUS	10 745	49 139	33 005
DENMARK	50 517	78 775	55 080	MOLDOVA	1 395	7 466	5 184
GREECE	3 848	3 038	2 131	RUSSIA	93 086	295 223	206 004
PORTUGAL	35 774	18 473	12 913	AZERBAIJAN	2 649	953	681
SPAIN	18 895	37 361	26 059	KAZAKHSTAN	2 066	7 821	5 391
SWEDEN	49 118	217 825	152 707	TURKMENISTAN	6	197	137
FINLAND	22 839	41 722	28 845	UZBEKISTAN	2 182	9 506	6 712
AUSTRIA	133 022	297 153	205 339	TADJIKISTAN	204	528	375
EU	1 146 374	2 071 494	1 445 989	SLOVENIA	26 534	66 329	46 129
NORWAY	7 080	17 720	12 335	CROATIA	9 746	33 166	23 149
LIECHTENST	475	4 786	3 370	BOS HERZEGOV	584	731	508
SWITZERLAND	172 495	733 454	513 807	SERB MONTNEG	1 035	2 036	1 462
ANDORRA	35	119	84	MACEDONIA	7 024	8 498	5 957
MALTA	8	318	225	MOROCCO	3 876	16 619	11 624
SAN MARINO	70	86	61	ALGERIA	6 044	26 900	19 032
TURKEY	15 114	7 762	5 433	TUNISIA	3 824	17 189	12 022
ESTONIA	2 002	611	430	LIBYA	7 341	18 823	13 285
LATVIA	1 276	636	444	EGYPT	33 579	74 020	52 040
LITHUANIA	1 329	413	292	SUDAN	391	1 438	1 006
POLAND	191 609	55 216	38 639	MAURITANIA	160	418	289
CZECH REPUB	162 864	85 922	60 151	MALI	2	46	33
SLOVAKIA	21 370	15 326	10 716	BURKINA FASO	34	188	131
HUNGARY	66 939	43 736	30 663	SENEGAL	226	777	542
ROMANIA	10 445	4 979	3 474	GUINEA	15	68	46
BULGARIA	5 707	3 739	2 610	IVORY COAST	369	2 212	1 547
UKRAINE	3 291	2 185	1 539	GHANA	7 313	12 123	8 470
BELARUS	157	234	161	BENIN	15	97	68
RUSSIA	40 255	14 280	9 985	NIGERIA	5 098	16 252	11 088
GEORGIA	71	47	32	CAMEROON	2 073	1 502	1 048
UZBEKISTAN	258	178	123	CENT AFR REP	24	197	137
SLOVENIA	30 320	20 594	14 377	GABON	73	573	407
CROATIA	4 404	3 509	2 463	CONGO	610	1 101	777
TUNISIA	21	325	223	ZAIRE	2 303	4 205	2 924
EGYPT	161	424	300	RWANDA	38	242	174
IVORY COAST	14	104	71	BURUNDI	123	285	201
CAMEROON	36	86	61	ETHIOPIA	1 838	3 566	2 517
TANZANIA	94	467	330	ERITREA	82	277	196
SOUTH AFRICA	16 902	7 512	5 280	KENYA	5 062	10 264	7 146
USA	78 310	461 038	321 909	UGANDA	883	965	668
CANADA	5 331	26 989	18 790	TANZANIA	389	2 605	1 848
MEXICO	1 419	1 655	1 145	SEYCHELLES	29	83	59
EL SALVADOR	27	88	64	MOZAMBIQUE	696	1 483	980
BARBADOS	40	141	100	MADAGASCAR	54	446	315
COLOMBIA		44	31	REUNION	124	517	363
BRAZIL	6 688	10 344	7 172	MAURITIUS	1 044	2 941	2 089
CHILE	11	54	39	ZAMBIA	1 020	3 333	2 352
ARGENTINA	14	65	46	ZIMBABWE	2 360	8 717	6 096
ISRAEL	1 009	6 116	4 269	MALAWI	922	875	605
SAUDI ARABIA	498	733	513	SOUTH AFRICA	42 193	131 685	92 112
KUWAIT	470	445	309	NAMIBIA	1 521	3 593	2 532
BAHRAIN	8	158	106	BOTSWANA	68	412	280
QATAR	3	195	135	LESOTHO	57	66	47
ARAB EMIRAT	247	1 561	1 086	USA	411 566	1 641 535	1 148 742
INDIA	1 122	1 654	1 150	CANADA	87 778	183 037	128 033
THAILAND	239	573	401	MEXICO	27 529	120 937	85 391
INDONESIA	154	113	80	BERMUDA	33	51	36
MALAYSIA	218	2 463	1 709	GUATEMALA	646	1 716	1 208
SINGAPORE	1 860	1 747	1 228	HONDURAS	919	1 172	824
PHILIPPINES	155	350	247	EL SALVADOR	386	1 710	1 183
CHINA	39 329	22 491	15 716	NICARAGUA	272	99	72
SOUTH KOREA	8 003	25 810	17 702	COSTA RICA	214	1 653	1 139
JAPAN	37 280	423 447	296 045	PANAMA	581	1 761	1 231
TAIWAN	11 335	13 433	9 397	CUBA	86	528	366
HONG KONG	864	2 776	1 962	HAITI	24	168	119
AUSTRALIA	432	2 463	1 724	BAHAMAS	19	377	259
NEW ZEALAND	54	103	73	DOMINIC REP	1 216	2 084	1 445
EXPORTS	4 923 627	14 766 785	10 328 942	GUADELOUPE	33	254	176
FRANCE	378 101	1 050 278	734 654	DOMINICA	196	109	75
BELGIUM LUX	182 252	445 067	311 059	MARTINIQUE	737	1 908	1 297
NETHERLANDS	208 407	604 066	422 223	JAMAICA	22	229	160
ITALY	194 519	561 277	392 553	BARBADOS	16	42	31
UNTD KINGDOM	202 692	774 762	541 915	MONTserrat	12	51	36
IRELAND	11 674	49 009	34 201	TRINIDAD TOB	136	663	462
DENMARK	64 068	188 466	131 727	ARUBA	39	92	63
GREECE	20 356	44 456	31 226	NETH ANTILL	462	852	598
PORTUGAL	41 277	116 229	81 272	COLOMBIA	10 810	35 372	24 691
SPAIN	105 132	350 057	244 526	VENEZUELA	13 424	29 395	20 692
SWEDEN	135 561	360 196	250 789	GUYANA	277	727	503
FINLAND	36 447	115 620	80 879	SURINAME	138	405	284
AUSTRIA	219 505	570 341	398 944	ECUADOR	9 387	9 225	6 506
EU	1 799 991	5 229 824	3 655 968	PERU	1 844	5 815	4 093
CANARY IS	879	2 998	2 105	BRAZIL	69 598	322 457	225 592
ICELAND	696	1 533	1 068	CHILE	33 532	62 493	43 668
NORWAY	39 133	100 699	70 554	BOLIVIA	2 104	4 045	2 839
LIECHTENST	1 202	2 840	1 973	PARAGUAY	120	508	350
SWITZERLAND	187 964	600 299	419 894	URUGUAY	484	1 665	1 152
ANDORRA	1	46	31	ARGENTINA	14 109	73 338	51 125
MALTA	2 721	14 334	10 062	CYPRUS	1 906	5 119	3 606
SAN MARINO	25	352	249	LEBANON	10 218	9 795	6 823
TURKEY	97 440	234 786	164 712	SYRIA	8 389	15 024	10 599
				IRAQ	123	340	245
				IRAN	27 147	96 498	66 934
				ISRAEL	51 274	131 941	92 752
				AUTON TERRIT	295	59	39
				JORDAN	1 569	5 911	4 118

6 IMPORTS AND EXPORTS (SPECIAL TRADE) BY GROUPS OF THE SITC-REV. III AND BY COUNTRIES OF PRODUCTION AND CONSUMPTION 1995

GROUP COUNTRY	DT = 100 KG	1 000 DM	1 000 \$	GROUP COUNTRY	DT = 100 KG	1 000 DM	1 000 \$
SAUDI ARABIA	25 397	78 612	54 685	FINLAND	17 404	52 923	36 911
KUWAIT	6 375	10 727	7 533	AUSTRIA	37 985	163 345	114 210
BAHRAIN	3 033	5 884	4 145	EU	432 052	1 623 536	1 134 260
QATAR	2 050	12 977	9 022	ICELAND	22	149	103
ARAB EMIRAT	27 468	49 356	34 453	NORWAY	6 888	17 862	12 391
OMAN	2 188	3 921	2 723	LIECHTENST	1 335	2 576	1 793
YEMEN	273	1 956	1 381	SWITZERLAND	74 517	257 627	180 380
PAKISTAN	10 164	33 151	23 033	MALTA	481	1 908	1 339
INDIA	106 795	288 419	201 109	TURKEY	24 737	29 299	20 319
BANGLADESH	1 634	4 743	3 326	ESTONIA	352	706	497
SRI LANKA	3 444	4 750	3 325	LATVIA	809	730	518
NEPAL	407	1 434	1 000	LITHUANIA	510	1 026	720
MYANMAR	73	667	473	POLAND	18 426	45 249	31 736
THAILAND	181 213	440 937	308 563	CZECH REPUB	31 378	64 871	45 319
LAOS	404	474	319	SLOVAKIA	11 074	31 838	22 370
VIETNAM	4 443	8 658	6 037	HUNGARY	10 387	23 751	16 656
INDONESIA	88 244	293 993	205 979	ROMANIA	3 364	7 485	5 237
MALAYSIA	94 273	272 558	191 278	BULGARIA	1 916	5 291	3 671
BRUNEI	52	292	202	ALBANIA	21	100	67
SINGAPORE	37 566	148 911	104 616	UKRAINE	610	2 135	1 467
PHILIPPINES	32 432	65 169	45 009	BELARUS	783	5 167	3 519
MONGOLIA	105	406	287	RUSSIA	16 961	105 523	73 346
CHINA	244 414	940 556	659 484	KAZAKHSTAN	773	4 633	3 257
NORTH KOREA	102	1 048	734	UZBEKISTAN	12	71	49
SOUTH KOREA	98 294	407 656	285 034	SLOVENIA	10 404	12 726	8 886
JAPAN	72 252	337 897	236 346	CROATIA	2 164	2 562	1 805
TAIWAN	54 746	231 397	161 534	BOS HERZEGOV	47	70	50
HONG KONG	24 835	102 305	71 655	MACEDONIA	1 048	602	424
MACAO	14	86	58	MOROCCO	107	226	160
AUSTRALIA	78 719	151 199	106 270	ALGERIA	1 613	10 331	7 194
PAPUA NEW G	676	665	455	TUNISIA	438	854	598
NEW ZEALAND	5 851	20 900	14 691	LIBYA	319	520	355
NEW CALEDON	12	44	30	EGYPT	15 693	5 247	3 700
AM OCEANIA	15	250	173	GHANA	1 013	693	485
FIJI	45	114	80	BENIN	20	47	33
FR POLYNESIA	40	147	98	NIGERIA	416	691	484
UNIO COUNTR	342	1 270	891	CAMEROON	34	81	57
731 METAL REMOVAL WORK TOOLS				CENT AFR REP	577	2 776	1 972
IMPORTS	562 965	1 550 688	1 084 929	ETHIOPIA	138	355	249
FRANCE	8 812	22 986	16 122	KENYA	356	941	657
BELGIUM LUX	2 674	8 259	5 794	UGANDA	11	47	34
NETHERLANDS	8 511	29 580	20 949	TANZANIA	15	51	34
ITALY	33 061	86 500	60 641	MADAGASCAR	11	122	85
UNTD KINGDOM	41 141	138 700	97 129	REUNION	177	177	126
IRELAND	293	737	520	ZIMBABWE	70	491	340
DENMARK	1 822	2 622	1 830	SOUTH AFRICA	8 573	25 317	17 773
GREECE	240	195	136	NAMIBIA	286	47	33
PORTUGAL	133	406	289	BOTSWANA	781	3 252	2 250
SPAIN	12 747	25 053	17 513	USA	125 651	522 036	364 818
SWEDEN	1 826	7 681	5 265	CANADA	38 468	114 595	80 113
FINLAND	15	123	85	MEXICO	4 994	20 949	14 504
AUSTRIA	8 077	37 467	26 221	GUATEMALA	498	73	47
EU	119 352	360 309	252 494	COSTA RICA	109	548	384
NORWAY	112	370	259	TRINIDAD TOB	189	1 236	869
SWITZERLAND	91 053	539 515	377 278	COLOMBIA	412	1 414	989
MALTA	140	268	193	VENEZUELA	27	457	322
TURKEY	949	1 202	842	GUYANA	11	70	52
LITHUANIA	777	494	344	FRENCH GUIAN	1	76	50
POLAND	5 972	4 217	2 949	ECUADOR	181	446	321
CZECH REPUB	42 529	37 699	26 468	PERU	3 040	513	359
SLOVAKIA	8 487	7 805	5 498	BRAZIL	17 167	97 320	68 218
HUNGARY	2 117	3 004	2 071	CHILE	1 116	2 520	1 774
ROMANIA	5 066	1 455	1 026	PARAGUAY	35	66	46
BULGARIA	12 808	7 205	5 019	URUGUAY	17	100	68
UKRAINE	914	379	266	ARGENTINA	4 827	19 783	13 922
BELARUS	917	307	214	CYPRUS	86	81	56
RUSSIA	7 675	2 823	1 994	LEBANON	562	436	303
SLOVENIA	1 251	4 305	3 006	SYRIA	449	2 186	1 470
CROATIA	1 679	2 650	1 865	IRAN	5 371	33 723	23 293
BOS HERZEGOV	52	156	113	ISRAEL	3 194	14 482	10 240
ALGERIA	130	216	156	JORDAN	818	297	208
EGYPT	151	103	73	SAUDI ARABIA	2 526	6 226	4 311
SOUTH AFRICA	214	915	638	KUWAIT	145	447	311
USA	18 461	175 334	122 228	BAHRAIN	20	185	128
CANADA	358	1 621	1 123	ARAB EMIRAT	2 118	3 233	2 261
MEXICO	251	1 000	708	YEMEN	114	594	418
BRAZIL	5 171	11 099	7 783	PAKISTAN	2 252	3 855	2 704
ARGENTINA	261	609	432	INDIA	165 064	128 842	89 798
IRAN	1 051	681	489	BANGLADESH	241	125	87
ISRAEL	427	1 607	1 120	SRI LANKA	273	708	488
INDIA	359	488	346	THAILAND	22 711	29 945	20 978
THAILAND	3 553	12 842	9 046	LAOS	19	54	38
MALAYSIA	7	134	96	VIETNAM	352	1 076	724
SINGAPORE	1 642	3 381	2 382	INDONESIA	13 388	17 735	12 419
CHINA	113 305	37 331	26 090	MALAYSIA	5 123	17 002	11 951
SOUTH KOREA	6 705	13 841	9 618	SINGAPORE	5 672	24 381	17 039
JAPAN	71 109	267 404	187 168	PHILIPPINES	2 668	3 902	2 688
TAIWAN	37 033	44 924	31 457	MONGOLIA	155	940	650
AUSTRALIA	519	2 874	1 993	CHINA	99 104	418 425	291 449
EXPORTS	1 308 854	4 084 138	2 852 083	NORTH KOREA	135	770	554
FRANCE	71 909	316 231	221 661	SOUTH KOREA	66 129	164 327	114 255
BELGIUM LUX	22 378	88 372	62 046	JAPAN	11 181	57 948	40 514
NETHERLANDS	28 086	100 507	70 130	TAIWAN	10 216	31 529	21 895
ITALY	125 768	424 721	295 488	HONG KONG	3 075	12 704	8 839
UNTD KINGDOM	55 548	188 166	132 108	AUSTRALIA	5 502	22 581	15 831
IRELAND	2 108	7 086	4 891	NAURU	1	49	35
DENMARK	16 933	64 889	45 279	NEW ZEALAND	799	2 996	2 086
GREECE	3 938	2 991	2 101	733 MACH-TOOLS,METAL-WORKING			
PORTUGAL	3 527	9 017	6 302	IMPORTS	270 484	493 195	345 262
SPAIN	16 380	62 498	43 868	FRANCE	48 143	34 857	24 399
SWEDEN	30 028	142 790	99 265	BELGIUM LUX	26 756	50 182	35 010
				NETHERLANDS	5 074	13 561	9 491
				ITALY	26 029	58 836	41 182

6 IMPORTS AND EXPORTS (SPECIAL TRADE) BY GROUPS OF THE SITC-REV. III AND BY COUNTRIES OF PRODUCTION AND CONSUMPTION 1995

GROUP COUNTRY	DT = 100 KG	1 000 DM	1 000 \$	GROUP COUNTRY	DT = 100 KG	1 000 DM	1 000 \$
UNTD KINGDOM	6 970	7 506	5 186	TRINIDAD TOB	45	270	191
IRELAND	688	847	591	COLOMBIA	1 956	4 739	3 212
DENMARK	7 149	8 188	5 707	VENEZUELA	391	1 798	1 261
PORTUGAL	2 657	2 178	1 536	ECUADOR	235	611	435
SPAIN	10 715	18 335	12 755	PERU	2 160	4 784	3 347
SWEDEN	3 350	6 272	4 440	BRAZIL	12 405	44 438	31 249
FINLAND	1 242	3 326	2 333	CHILE	1 159	1 983	1 380
AUSTRIA	6 450	23 718	16 603	PARAGUAY	3	218	142
EU	145 223	227 806	159 233	ARGENTINA	1 939	7 015	5 011
NORWAY	578	1 714	1 195	CYPRUS	664	605	414
LIECHTENST	178	520	361	LEBANON	282	949	676
SWITZERLAND	35 848	138 760	97 268	SYRIA	442	547	382
MALTA	468	418	299	IRAN	14 027	19 538	13 557
TURKEY	14 798	7 856	5 533	ISRAEL	3 182	10 675	7 543
LATVIA	280	118	84	AUTON TERRIT	30	219	152
POLAND	4 704	3 344	2 342	JORDAN	753	289	205
CZECH REPUBL	15 781	7 932	5 566	SAUDI ARABIA	3 699	10 492	7 203
SLOVAKIA	8 047	4 609	3 228	KUWAIT	294	470	329
HUNGARY	4 879	2 249	1 578	BAHRAIN	327	1 111	760
ROMANIA	2 548	992	693	QATAR	83	138	95
BULGARIA	496	141	97	ARAB EMIRAT	1 369	3 454	2 446
UKRAINE	415	364	257	YEMEN	128	423	297
RUSSIA	2 917	931	647	PAKISTAN	1 160	1 835	1 297
SLOVENIA	953	1 133	810	INDIA	50 170	57 532	40 353
MOROCCO	141	703	490	BANGLADESH	301	175	120
TUNISIA	95	292	203	SRI LANKA	234	453	314
SOUTH AFRICA	177	95	67	NEPAL	14	104	74
USA	13 085	39 829	27 929	THAILAND	51 254	47 851	33 390
CANADA	642	309	212	VIETNAM	270	2 560	1 822
BRAZIL	352	991	689	INDONESIA	11 807	19 553	13 748
ISRAEL	660	323	224	MALAYSIA	12 064	35 713	25 022
INDIA	89	209	138	SINGAPORE	15 018	31 143	21 708
CHINA	1 105	316	220	PHILIPPINES	2 908	4 802	3 398
SOUTH KOREA	520	760	541	MONGOLIA	9	240	171
JAPAN	12 741	47 754	33 435	CHINA	46 546	120 159	84 187
TAIWAN	2 135	2 429	1 713	NORTH KOREA	161	401	287
AUSTRALIA	220	113	80	SOUTH KOREA	39 872	80 399	56 120
EXPORTS	857 041	1 933 898	1 353 693	JAPAN	13 097	57 170	39 632
FRANCE	26 209	80 931	56 789	TAIWAN	6 827	26 538	18 610
BELGIUM LUX	10 759	30 071	21 042	HONG KONG	1 359	6 973	4 837
NETHERLANDS	26 473	55 754	39 137	AUSTRALIA	5 242	19 107	13 602
ITALY	55 819	115 925	80 808	NEW ZEALAND	710	1 913	1 305
UNTD KINGDOM	21 690	64 428	45 168	735 PARTS,NES,FOR MACH-TOOLS			
IRELAND	1 603	6 004	4 229	IMPORTS	468 838	883 167	617 727
DENMARK	4 707	13 844	9 857	FRANCE	34 748	56 263	39 351
GREECE	4 301	3 778	2 633	BELGIUM LUX	10 414	16 110	11 268
PORTUGAL	2 279	9 029	6 368	NETHERLANDS	19 742	34 531	24 146
SPAIN	10 881	29 520	20 692	ITALY	30 620	71 389	49 931
SWEDEN	25 358	49 686	34 518	UNTD KINGDOM	11 871	40 106	28 035
FINLAND	5 536	20 576	14 405	IRELAND	171	1 297	907
AUSTRIA	14 577	39 001	27 373	DENMARK	1 599	8 457	5 974
EU	210 192	518 547	362 819	GREECE	70	584	418
ICELAND	249	310	217	PORTUGAL	341	1 447	1 010
NORWAY	4 404	11 582	8 090	SPAIN	20 749	17 886	12 521
LIECHTENST	1 212	3 230	2 213	SWEDEN	5 067	21 939	15 384
SWITZERLAND	34 302	84 493	59 133	FINLAND	596	2 806	1 984
MALTA	217	605	416	AUSTRIA	10 564	32 284	22 463
TURKEY	25 813	31 347	21 813	EU	146 552	305 159	213 392
ESTONIA	171	99	73	NORWAY	139	541	373
LATVIA	84	451	304	LIECHTENST	185	1 626	1 144
LITHUANIA	320	1 279	904	SWITZERLAND	51 316	271 236	189 766
POLAND	17 729	22 645	15 862	TURKEY	1 335	1 463	1 020
CZECH REPUBL	31 627	40 611	28 493	ESTONIA	113	56	39
SLOVAKIA	7 026	10 456	7 304	LATVIA	172	77	53
HUNGARY	11 544	13 276	9 298	LITHUANIA	52	122	88
ROMANIA	3 807	8 935	6 346	POLAND	34 327	17 162	12 020
BULGARIA	258	1 217	868	CZECH REPUBL	130 307	65 137	45 524
UKRAINE	1 732	9 453	6 568	SLOVAKIA	18 768	12 668	8 861
BELARUS	338	909	639	HUNGARY	13 749	9 747	6 838
RUSSIA	48 283	166 365	116 431	ROMANIA	6 510	2 411	1 689
ARMENIA	38	623	451	BULGARIA	3 004	1 672	1 168
KAZAKHSTAN	809	3 880	2 661	UKRAINE	568	254	179
UZBEKISTAN	542	7 718	5 378	BELARUS	160	106	73
SLOVENIA	5 252	7 977	5 570	RUSSIA	1 429	1 333	925
CROATIA	2 428	3 094	2 149	UZBEKISTAN	31	50	36
BOS HERZEGOV	73	207	146	SLOVENIA	19 953	19 489	13 628
MACEDONIA	55	281	199	CROATIA	9 442	10 667	7 419
MOROCCO	2 807	3 331	2 346	MACEDONIA	51	82	57
ALGERIA	1 354	10 799	7 665	ALGERIA	16	149	108
TUNISIA	295	890	624	USA	190	1 016	708
LIBYA	387	534	371	CANADA	9 217	80 706	56 395
EGYPT	6 927	5 408	3 761	MEXICO	280	1 238	868
MAURITANIA	28	47	33	BRAZIL	47	119	84
SENEGAL	318	794	559	ARGENTINA	1 643	2 412	1 697
GHANA	1 042	1 276	887	LEBANON	19	87	61
NIGERIA	241	299	210	ISRAEL	53	75	52
CAMEROON	340	89	62	INDIA	86	1 391	971
ANGOLA	11	83	59	THAILAND	835	2 446	1 703
ETHIOPIA	666	883	612	INDONESIA	472	657	466
ERITREA	382	111	80	MALAYSIA	20	56	41
KENYA	532	2 243	1 567	SINGAPORE	21	218	150
UGANDA	77	257	184	CHINA	284	1 104	764
TANZANIA	223	720	496	SOUTH KOREA	3 924	3 188	2 226
MOZAMBIQUE	70	494	322	JAPAN	340	1 751	1 233
SOUTH AFRICA	7 132	16 953	11 793	TAIWAN	8 358	58 080	40 733
NAMIBIA	76	164	117	HONG KONG	4 539	6 302	4 401
SWAZILAND	400	313	221	AUSTRALIA	21	60	41
USA	95 520	258 652	181 741	EXPORTS	443 191	1 822 436	1 274 163
CANADA	4 917	15 340	10 822	FRANCE	26 922	162 724	113 839
MEXICO	19 452	32 464	22 660	BELGIUM LUX	11 234	58 585	40 840
GUATEMALA	229	1 649	1 079				
HONDURAS	192	314	214				
EL SALVADOR	110	353	255				
DOMINIC REP	3	70	49				

6 IMPORTS AND EXPORTS (SPECIAL TRADE) BY GROUPS OF THE SITC-REV. III AND BY COUNTRIES OF PRODUCTION AND CONSUMPTION 1995

GROUP COUNTRY	DT = 100 KG	1 000 DM	1 000 \$	GROUP COUNTRY	DT = 100 KG	1 000 DM	1 000 \$
NETHERLANDS	43 927	96 211	67 383	TAIWAN	1 637	13 268	9 297
ITALY	20 303	115 007	80 340	HONG KONG	554	5 272	3 705
UNITED KINGDOM	21 513	105 352	73 750	AUSTRALIA	1 229	9 610	6 736
IRELAND	473	4 513	3 142	PAPUA NEW G		49	33
DENMARK	3 377	24 834	17 339	NEW ZEALAND	80	961	658
GREECE	1 213	4 505	3 184	UNIT COUNTR	214	1 059	744
PORTUGAL	1 387	11 047	7 720				
SPAIN	7 469	40 326	28 198	737 METALWORKING MACHNRY NES			
SWEDEN	7 853	53 088	37 148	IMPORTS	620 358	747 587	523 131
FINLAND	1 784	12 066	8 427	FRANCE	60 083	58 032	40 661
AUSTRIA	13 211	94 033	65 714	BELGIUM LUX	45 441	31 712	22 215
EU	160 666	782 291	547 024	NETHERLANDS	21 118	34 805	24 481
ICELAND	20	124	84	ITALY	103 349	110 889	77 153
NORWAY	1 302	9 161	6 378	UNIT KINGDOM	58 786	44 920	31 314
LIECHTENST	806	4 438	3 115	IRELAND	117	589	405
SWITZERLAND	48 982	176 672	123 541	DENMARK	4 987	13 847	9 707
MALTA	76	3 202	2 238	GREECE	2 246	3 009	2 103
TURKEY	1 890	9 549	6 703	PORTUGAL	18	314	222
ESTONIA	66	244	174	SPAIN	9 848	13 350	9 361
LATVIA	398	839	590	SWEDEN	34 389	32 826	23 136
LITHUANIA	24	238	160	FINLAND	7 543	16 005	11 331
POLAND	3 150	10 848	7 582	AUSTRIA	44 844	52 800	36 830
CZECH REPUB	29 029	47 877	33 496	EU	392 769	413 098	288 919
SLOVAKIA	3 418	8 316	5 829	NORWAY	683	3 636	2 549
HUNGARY	4 052	15 859	11 024	LIECHTENST	35	418	296
ROMANIA	227	1 441	1 018	SWITZERLAND	24 476	155 393	108 659
BULGARIA	1 404	3 443	2 399	MALTA	15	343	246
UKRAINE	183	1 019	704	TURKEY	1 751	1 362	942
BELARUS	500	5 200	3 448	POLAND	14 429	5 713	4 000
RUSSIA	2 033	20 711	14 373	CZECH REPUB	85 397	35 775	25 139
ARMENIA	3	74	53	SLOVAKIA	3 463	5 208	3 672
KAZAKHSTAN	81	1 384	947	HUNGARY	6 716	7 834	5 518
UZBEKISTAN	47	1 424	991	ROMANIA	3 001	1 082	752
KYRGHYZSTAN	1	105	74	BULGARIA	11 205	3 671	2 557
SLOVENIA	9 550	9 894	6 922	UKRAINE	799	291	205
CROATIA	3 739	4 441	3 101	BELARUS	23	65	45
MACEDONIA	71	652	451	RUSSIA	28 816	2 281	1 583
MOROCCO	170	1 005	703	SLOVENIA	10 390	7 651	5 374
ALGERIA	578	8 410	5 852	CROATIA	1 328	928	646
TUNISIA	138	1 424	992	TUNISIA	11	77	56
LIBYA	105	2 899	2 010	EGYPT	13	83	55
EGYPT	1 090	3 079	2 155	MAURITIUS	2	55	39
SUDAN	3	42	30	SOUTH AFRICA	2 283	1 007	707
MALI	2	55	38	USA	18 212	55 258	38 691
SENEGAL	2	91	63	CANADA	575	3 922	2 757
IVORY COAST	2	75	52	MEXICO	60	298	210
GHANA	226	781	551	COSTA RICA	49	1 437	999
NIGERIA	59	700	492	DOMINIC REP	47	386	273
CAMEROON	13	125	90	BRAZIL	1 305	624	415
CENT AFR REP	41	87	60	CHILE		62	43
CONGO	48	137	95	ARGENTINA		60	41
ZAIRE	5	123	87	ISRAEL	1 363	1 355	958
ETHIOPIA	6	47	36	BAHRAIN	15	107	75
KENYA	23	168	119	INDIA	472	511	360
UGANDA	2	78	54	THAILAND	15	74	50
MADAGASCAR	18	257	180	INDONESIA	9	55	39
ZAMBIA	8	169	119	MALAYSIA	35	553	389
ZIMBABWE	72	289	203	SINGAPORE	92	246	171
SOUTH AFRICA	2 292	15 210	10 647	PHILIPPINES	41	393	276
USA	88 142	327 429	228 652	CHINA	5 149	5 682	3 960
CANADA	3 540	14 962	10 486	SOUTH KOREA	305	1 305	921
MEXICO	2 594	18 435	12 868	JAPAN	3 025	24 922	17 494
GUATEMALA	33	194	136	TAIWAN	1 708	3 778	2 648
HONDURAS	4	235	161	HONG KONG	170	215	148
COSTA RICA	48	348	243	AUSTRALIA	70	276	189
PANAMA	11	103	73	EXPORTS	1 180 218	2 372 096	1 658 440
HAITI	32	194	136	FRANCE	152 958	164 212	114 530
DOMINIC REP	51	461	323	BELGIUM LUX	238 793	144 079	101 104
TRINIDAD TOB	119	322	230	NETHERLANDS	42 882	70 552	49 321
COLOMBIA	134	952	660	ITALY	29 642	108 567	75 456
VENEZUELA	154	1 522	1 070	UNIT KINGDOM	42 120	158 595	111 025
ECUADOR	25	472	334	IRELAND	2 568	9 710	6 803
PERU	103	310	209	DENMARK	6 585	27 948	19 570
BRAZIL	7 456	49 600	34 766	GREECE	4 210	5 805	4 095
CHILE	230	1 434	1 002	PORTUGAL	9 402	17 268	12 057
BOLIVIA	7	73	51	SPAIN	22 978	84 559	59 211
ARGENTINA	564	5 336	3 711	SWEDEN	34 725	53 548	41 605
CYPRUS	15	79	53	FINLAND	20 632	36 000	24 692
LEBANON	62	180	123	AUSTRIA	49 353	89 848	62 880
SYRIA	8	170	118	EU	656 848	976 691	682 289
IRAN	750	6 525	4 586	ICELAND	37	164	120
ISRAEL	744	5 403	3 788	SVALBARD	4	108	77
JORDAN	256	478	336	NORWAY	3 632	11 701	8 156
SAUDI ARABIA	590	3 881	2 727	LIECHTENST	14	319	227
KUWAIT	42	285	199	SWITZERLAND	22 850	82 674	57 788
BAHRAIN	63	383	264	MALTA	138	939	638
ARAB EMIRAT	558	978	688	TURKEY	8 008	17 006	11 894
OMAN	22	114	81	ESTONIA	82	421	291
YEMEN	11	153	107	LATVIA	208	584	406
PAKISTAN	136	754	528	LITHUANIA	149	316	219
INDIA	4 702	26 470	18 567	POLAND	14 760	37 207	25 885
BANGLADESH	5	148	100	CZECH REPUB	23 516	51 846	36 219
SRI LANKA	69	178	122	SLOVAKIA	3 993	12 729	8 950
NEPAL	1	179	126	HUNGARY	7 335	17 593	12 311
MYANMAR	17	144	101	ROMANIA	1 911	13 452	9 540
THAILAND	11 744	6 084	4 233	BULGARIA	1 403	1 594	1 121
VIETNAM	15	365	255	ALBANIA	28	131	93
INDONESIA	1 043	4 220	2 974	UKRAINE	1 349	3 533	2 455
MALAYSIA	2 223	12 123	8 529	BELARUS	269	1 950	1 338
BRUNEI	5	58	42	MOLDOVA	180	1 183	835
SINGAPORE	1 610	12 109	8 477	RUSSIA	7 584	45 644	31 841
PHILIPPINES	926	2 390	1 689	KAZAKHSTAN	97	581	404
CHINA	8 926	36 152	25 453				
NORTH KOREA	13	78	54				
SOUTH KOREA	19 492	50 463	35 407				
JAPAN	5 946	43 908	30 655				

6 IMPORTS AND EXPORTS (SPECIAL TRADE) BY GROUPS OF THE SITC-REV. III AND BY COUNTRIES OF PRODUCTION AND CONSUMPTION 1995

GROUP COUNTRY	DT = 100 KG	1 000 DM	1 000 \$	GROUP COUNTRY	DT = 100 KG	1 000 DM	1 000 \$
UZBEKISTAN	1 032	1 698	1 203	SLOVAKIA	16 312	7 458	5 165
SLOVENIA	4 066	5 975	4 123	HUNGARY	33 976	27 467	19 261
CROATIA	1 843	7 242	5 112	ROMANIA	4 123	1 787	1 247
BOS HERZEGOV	17	70	49	BULGARIA	13 301	2 989	2 102
MACEDONIA	97	458	320	BELARUS	280	125	87
MOROCCO	4 079	6 662	4 728	RUSSIA	945	849	595
ALGERIA	260	1 794	1 233	GEORGIA	8	60	44
TUNISIA	1 048	1 687	1 187	KAZAKHSTAN	5	45	32
LIBYA	565	7 283	5 045	SLOVENIA	16 485	11 849	8 289
EGYPT	3 492	5 815	4 042	CROATIA	459	886	617
SUDAN	14	51	34	KENYA	57	218	151
MAURITANIA	6	75	54	SOUTH AFRICA	1 812	3 600	2 521
SENEGAL	27	79	57	BOTSWANA	84	59	42
IVORY COAST	13	83	59	USA	68 095	402 057	281 401
GHANA	39	233	163	CANADA	4 608	13 513	9 395
NIGERIA	148	1 268	899	MEXICO	4 807	5 518	3 856
CONGO	19	106	75	BRAZIL	315	590	410
ZAIRE	16	64	47	LEBANON	77	109	71
KENYA	470	1 624	1 084	SYRIA	151	125	87
UGANDA	15	47	35	IRAN	127	51	63
TANZANIA	242	252	180	ISRAEL	10 160	21 416	15 123
MAURITIUS	11	56	38	SAUDI ARABIA	22	63	43
ZAMBIA	58	59	42	ARAB EMIRAT	70	340	231
ZIMBABWE	23	123	86	INDIA	446	2 484	1 745
SOUTH AFRICA	7 980	26 237	18 489	THAILAND	1 980	3 485	2 457
NAMIBIA	75	142	100	INDONESIA	246	312	221
USA	55 790	203 028	141 889	MALAYSIA	3 291	5 209	3 670
CANADA	9 432	14 948	10 468	SINGAPORE	2 010	3 630	2 665
MEXICO	3 714	17 585	12 330	PHILIPPINES	31	298	207
EL SALVADOR	4	70	49	CHINA	20 745	27 923	19 756
PANAMA	55	58	40	SOUTH KOREA	6 513	12 232	8 636
CUBA	17	158	107	JAPAN	52 379	212 020	148 802
DOMINIC REP	28	74	49	TAIWAN	3 467	7 621	5 352
TRINIDAD TOB	246	818	577	HONG KONG	555	1 406	980
COLOMBIA	341	1 407	981	AUSTRALIA	567	955	676
VENEZUELA	2 333	11 465	7 985	NEW ZEALAND	30	224	159
ECUADOR	404	1 443	1 021	NEW CALEDON	143	344	247
PERU	264	525	369				
BRAZIL	29 225	119 588	83 058	EXPORTS	2 387 117	6 371 148	4 452 545
CHILE	676	2 622	1 820	FRANCE	192 982	451 091	315 454
URUGUAY	7	45	31	BELGIUM LUX	126 758	290 319	202 757
ARGENTINA	2 348	8 774	6 092	NETHERLANDS	195 334	393 213	274 420
CYPRUS	89	410	285	ITALY	111 721	286 877	200 867
LEBANON	27	115	80	UNITED KINGDOM	76 680	246 560	172 379
SYRIA	44	297	208	IRELAND	7 567	17 711	12 321
IRAN	4 286	7 870	5 462	DENMARK	36 647	96 757	67 433
ISRAEL	2 238	9 970	7 009	GREECE	15 332	37 806	26 512
JORDAN	45	288	201	PORTUGAL	17 825	41 212	28 880
SAUDI ARABIA	3 850	6 105	4 310	SPAIN	69 207	160 258	112 339
KUWAIT	302	836	587	SWEDEN	36 632	124 693	87 301
BAHRAIN	2 422	4 378	3 061	FINLAND	22 822	61 539	42 957
QATAR	138	440	311	AUSTRIA	146 929	332 521	232 832
ARAB EMIRAT	365	1 129	782	EU	1 056 436	2 540 557	1 776 452
OMAN	916	500	353	CANARY IS	328	1 316	898
YEMEN	17	128	90	ICELAND	275	1 075	749
PAKISTAN	55	275	195	NORWAY	24 709	60 718	42 135
INDIA	57 368	59 458	41 593	LIECHTENST	3 907	8 894	6 285
BANGLADESH	95	54	38	SWITZERLAND	159 080	379 310	265 008
SRI LANKA	21	151	104	VATICAN CITY	56	61	44
THAILAND	4 246	12 299	8 583	MALTA	2 761	6 252	4 379
LAOS	21	118	83	SAN MARINO	4	47	33
VIETNAM	13	88	60	TURKEY	47 153	134 138	93 922
INDONESIA	48 495	13 648	9 530	ESTONIA	2 311	2 791	1 947
MALAYSIA	14 332	57 792	40 783	LATVIA	3 198	9 245	6 400
BRUNEI	2	207	138	LITHUANIA	3 664	10 475	7 319
SINGAPORE	33 144	15 130	10 634	POLAND	73 427	153 552	107 492
PHILIPPINES	449	5 307	3 699	CZECH REPUBL	71 577	137 169	96 024
CHINA	51 795	199 855	140 958	SLOVAKIA	7 746	25 864	18 151
SOUTH KOREA	37 641	135 871	94 367	HUNGARY	45 506	77 155	53 908
JAPAN	5 713	33 052	23 104	ROMANIA	14 716	40 961	28 714
TAIWAN	21 182	50 439	35 247	BULGARIA	4 116	16 690	11 767
HONG KONG	1 834	8 698	6 123	ALBANIA	170	925	651
AUSTRALIA	3 340	14 373	10 023	UKRAINE	5 474	27 684	19 443
NEW ZEALAND	423	1 355	945	BELARUS	3 138	13 357	9 540
NEW CALEDON	94	209	151	MOLDOVA	220	1 094	758
UNID COUNTR	146	691	481	RUSSIA	60 142	196 417	137 283
				GEORGIA	73	270	191
741 HEATING, COOLING EQUIP, PART				AZERBAIJAN	199	336	236
IMPORTS	1 814 148	3 275 072	2 291 457	KAZAKHSTAN	2 862	10 605	7 281
FRANCE	408 034	657 879	459 375	UZBEKISTAN	2 537	10 938	7 598
BELGIUM LUX	30 078	72 904	50 713	KYRGYZSTAN	26	105	75
NETHERLANDS	73 632	153 924	107 244	SLOVENIA	9 753	31 596	22 043
ITALY	378 844	547 046	383 117	CROATIA	6 111	19 725	13 845
UNITED KINGDOM	37 988	102 470	71 681	BOS HERZEGOV	39	48	34
IRELAND	15 788	46 999	32 819	SERB MONTNEG	102	1 931	1 363
DENMARK	45 736	100 201	69 689	MACEDONIA	806	3 035	2 104
GREECE	3 484	3 745	2 629	MOROCCO	4 631	11 105	7 663
PORTUGAL	11 812	17 050	11 915	ALGERIA	3 729	14 952	10 394
SPAIN	53 119	40 580	28 487	TUNISIA	1 998	6 065	4 272
SWEDEN	40 068	80 651	56 322	LIBYA	2 072	7 255	5 096
FINLAND	8 711	13 430	9 450	EGYPT	18 181	47 178	33 089
AUSTRIA	112 290	174 304	122 315	SUDAN	97	376	261
EU	1 219 584	2 011 183	1 405 756	MAURITANIA	5	111	79
CEUTA MEL	5	67	44	CAPE VERDE	139	353	241
NORWAY	6 480	14 904	9 990	SENEGAL	223	827	589
LIECHTENST	3 306	8 945	6 318	GAMBIA	156	188	134
SWITZERLAND	105 772	336 208	236 550	GUINEA	41	149	103
MALTA	2 213	4 845	3 386	IVORY COAST	2 309	10 441	7 316
TURKEY	16 228	17 676	12 310	GHANA	2 679	7 580	5 319
ESTONIA	1 450	522	366	TOGO	5	43	31
LATVIA	750	124	88	BENIN	51	210	148
LITHUANIA	1 643	462	324	NIGERIA	4 242	9 653	6 760
POLAND	64 344	23 699	16 582	CAMEROON	123	437	301
CZECH REPUBL	123 516	77 366	54 218	CONGO	64	126	87
				ZAIRE	291	150	104

6 IMPORTS AND EXPORTS (SPECIAL TRADE) BY GROUPS OF THE SITC-REV. III AND BY COUNTRIES OF PRODUCTION AND CONSUMPTION 1995

GROUP COUNTRY	DT = 100 KG	1 000 DM	1 000 \$	GROUP COUNTRY	DT = 100 KG	1 000 DM	1 000 \$
RWANDA	19	67	48	DENMARK	137 974	215 566	150 396
BURUNDI	12	116	80	GREECE	133	435	297
ANGOLA	5	59	42	PORTUGAL	2 000	2 899	2 024
ETHIOPIA	2 969	5 716	4 033	SPAIN	23 312	28 610	19 978
ERITREA	51	232	158	SWEDEN	23 590	69 160	48 394
DJIBOUTI	78	164	110	FINLAND	1 857	7 859	5 498
KENYA	2 435	6 027	4 158	AUSTRIA	28 771	135 833	95 406
UGANDA	215	774	542	EU	660 085	1 332 100	932 509
TANZANIA	133	610	421	NORWAY	1 259	7 373	5 195
MOZAMBIQUE	191	1 599	1 129	LIECHTENST	456	2 028	1 431
MADAGASCAR	94	309	216	SWITZERLAND	68 936	220 688	154 422
REUNION	2	285	185	MALTA	27	247	170
MAURITIUS	568	1 400	992	TURKEY	4 360	4 151	2 900
ZAMBIA	253	886	630	POLAND	12 725	6 508	4 548
ZIMBABWE	3 421	7 201	4 924	CZECH REPUBL	34 741	52 865	37 047
SOUTH AFRICA	13 401	46 447	32 451	SLOVAKIA	1 419	1 397	980
NAMIBIA	42	118	83	HUNGARY	12 077	12 645	8 871
BOTSWANA	110	344	238	ROMANIA	2 226	1 101	769
LESOTHO	373	714	483	BULGARIA	1 675	516	365
USA	117 694	404 774	283 383	BELARUS	47	71	52
CANADA	14 003	48 474	33 903	RUSSIA	213	559	390
GREENLAND	17	55	40	TURKMENISTAN	4	68	49
MEXICO	11 944	25 521	17 767	SLOVENIA	7 607	10 939	7 675
GUATEMALA	443	1 278	885	CROATIA	164	241	165
HONDURAS	284	597	411	BOS HERZEGOV	121	233	163
EL SALVADOR	322	681	486	MACEDONIA	60	58	39
NICARAGUA	12	80	56	TUNISIA	21	170	121
COSTA RICA	126	375	262	EGYPT	166	328	226
PANAMA	348	1 317	928	NIGERIA	40	269	177
CUBA	129	996	707	SOUTH AFRICA	618	913	643
HAITI	24	65	46	USA	81 758	248 622	173 718
BAHAMAS	35	104	73	CANADA	8 877	7 278	5 077
DOMINIC REP	287	1 398	997	MEXICO	121	242	169
GUADELOUPE	12	125	87	PERU	90	357	250
MARTINIQUE	7	89	60	BRAZIL	17 835	93 040	65 194
CAYMAN IS	140	237	167	CHILE	26	58	41
JAMAICA	9	107	76	ARGENTINA	12	95	65
BARBADOS	15	101	69	ISRAEL	40	450	313
TRINIDAD TOB	132	541	384	SAUDI ARABIA	34	227	160
NETH ANTILL	206	675	487	KUWAIT	23	51	35
COLOMBIA	3 062	11 624	8 016	BAHRAIN	42	42	30
VENEZUELA	2 137	7 319	5 109	ARAB EMIRAT	24	288	203
GUYANA	68	42	30	PAKISTAN	20	45	33
SURINAME	88	306	214	INDIA	7 179	22 317	15 606
ECUADOR	1 584	2 998	2 098	SRI LANKA	12	55	38
PERU	1 302	4 904	3 419	THAILAND	91	415	280
BRAZIL	31 785	77 482	54 388	MALAYSIA	43	115	80
CHILE	8 584	15 981	10 992	SINGAPORE	102	289	200
BOLIVIA	192	735	517	PHILIPPINES	80	540	382
PARAGUAY	94	388	274	CHINA	32 333	4 654	3 250
URUGUAY	355	1 003	711	SOUTH KOREA	1 175	2 913	2 034
ARGENTINA	4 754	23 482	16 491	JAPAN	9 981	56 182	39 265
CYPRUS	1 933	4 800	3 388	TAIWAN	2 053	4 358	3 066
LEBANON	3 386	4 898	3 324	HONG KONG	42	114	80
SYRIA	8 259	25 156	16 940	AUSTRALIA	958	3 773	2 638
IRAN	8 563	23 391	16 593	NEW ZEALAND	6	46	33
ISRAEL	13 110	57 464	40 189	EXPORTS	1 385 747	6 545 160	4 573 246
JORDAN	3 912	9 298	6 593	FRANCE	208 522	1 069 609	747 185
SAUDI ARABIA	14 685	43 013	30 037	BELGIUM LUX	42 740	164 253	114 632
KUWAIT	2 182	3 251	2 288	NETHERLANDS	69 634	303 023	211 827
BAHRAIN	297	2 136	1 475	ITALY	125 535	741 574	518 081
QATAR	1 652	6 786	4 796	UNITD KINGDOM	102 367	716 845	501 155
ARAB EMIRAT	5 674	20 701	14 486	IRELAND	4 221	11 737	8 203
OMAN	860	2 637	1 878	DENMARK	23 618	94 300	65 777
YEMEN	214	628	430	GREECE	7 083	25 885	18 084
PAKISTAN	3 492	8 770	6 068	PORTUGAL	4 183	20 554	14 345
INDIA	38 217	107 313	74 770	SPAIN	43 938	233 572	163 285
BANGLADESH	860	2 494	1 756	SWEDEN	56 568	304 251	212 091
SRI LANKA	921	1 511	1 040	FINLAND	17 889	86 638	60 463
NEPAL	790	2 941	2 002	AUSTRIA	83 360	346 551	241 910
BHUTAN	30	93	64	EU	789 658	4 118 792	2 877 038
MYANMAR	29	249	177	CANARY IS	251	1 278	892
THAILAND	53 492	162 214	113 434	CEUTA MEL	106	147	99
VIETNAM	5 479	15 634	10 905	ICELAND	520	1 468	1 036
INDONESIA	26 834	70 771	49 241	NORWAY	11 904	51 316	35 961
MALAYSIA	20 033	59 273	41 629	LIECHTENST	90	1 067	749
BRUNEI	26	237	163	SWITZERLAND	61 225	210 943	147 505
SINGAPORE	16 942	64 832	45 223	MALTA	530	2 684	1 868
PHILIPPINES	9 557	28 576	20 096	SAN MARINO	26	150	106
MONGOLIA	262	598	412	TURKEY	11 097	42 377	29 594
CHINA	80 047	275 304	191 794	ESTONIA	366	830	581
NORTH KOREA	53	305	212	LATVIA	707	1 782	1 239
SOUTH KOREA	51 040	190 527	133 105	LITHUANIA	1 697	4 983	3 481
JAPAN	26 439	146 870	102 557	POLAND	28 018	74 061	51 799
TAIWAN	52 726	145 367	100 923	CZECH REPUBL	30 031	103 720	72 708
HONG KONG	46 300	88 550	61 732	SLOVAKIA	5 334	26 257	18 270
MACAO	101	256	180	HUNGARY	13 100	42 967	30 073
AUSTRALIA	5 652	30 455	21 382	ROMANIA	2 730	6 028	4 242
PAPUA NEW G	1 354	3 715	2 671	BULGARIA	1 608	6 873	4 825
AUST OCEANIA	33	269	187	ALBANIA	599	1 904	1 354
NEW ZEALAND	2 607	8 688	6 008	UKRAINE	929	5 820	4 086
NEW CALEDON	119	645	451	BELARUS	227	1 726	1 177
FIJI	27	83	59	MOLDOVA	20	53	38
FR POLYNESIA	23	60	41	RUSSIA	10 155	45 583	31 886
UNID COUNTR	500	1 442	1 013	AZERBAIJAN	37	273	194
742 PUMPS FOR LIQUIDS,PARTS				KAZAKHSTAN	574	2 779	1 926
IMPORTS	972 189	2 102 659	1 471 576	TURKMENISTAN	277	966	636
FRANCE	129 143	344 516	240 924	UZBEKISTAN	168	989	693
BELGIUM LUX	11 859	60 518	42 249	KYRGHYZSTAN	47	126	86
NETHERLANDS	21 403	54 104	37 781	SLOVENIA	2 934	13 898	9 723
ITALY	202 966	241 886	169 884	CROATIA	2 335	10 163	7 131
UNITD KINGDOM	43 900	94 672	66 266	BOS HERZEGOV	33	158	112
IRELAND	33 177	76 042	53 412	MACEDONIA	567	2 697	1 891
				MOROCCO	1 264	6 015	4 224

6 IMPORTS AND EXPORTS (SPECIAL TRADE) BY GROUPS OF THE SITC-REV. III AND BY COUNTRIES OF PRODUCTION AND CONSUMPTION 1995

GROUP COUNTRY	DT = 100 KG	1 000 DM	1 000 \$	GROUP COUNTRY	DT = 100 KG	1 000 DM	1 000 \$
ALGERIA	3 655	12 779	8 889	NEW CALEDON	2	67	49
TUNISIA	854	4 695	3 264	AM OCEANIA	219	452	315
LIBYA	1 877	12 480	8 731	FIJI	26	129	88
EGYPT	5 718	26 451	18 402	FR POLYNESIA	9	70	48
SUDAN	54	525	364	UNID COUNTR	416	1 645	1 147
MAURITANIA	226	888	631	743 PUMPS NES,CENTRIFUGS ETC			
MALI	43	218	156				
BURKINA FASO	85	370	259				
NIGER	14	101	72	IMPORTS	2 098 577	3 578 647	2 502 140
CAPE VERDE	396	1 802	1 270				
SENEGAL	922	3 120	2 181	FRANCE	106 175	331 079	231 246
GAMBIA	38	60	44	BELGIUM LUX	72 646	176 156	123 158
GUIN BISSAU	467	594	420	NETHERLANDS	37 275	100 446	70 335
GUINEA	209	668	470	ITALY	438 717	470 074	328 980
SIERRA LEONE	252	354	252	UNTD KINGDOM	100 768	307 173	213 383
LIBERIA	50	133	93	IRELAND	2 393	11 528	8 117
IVORY COAST	52	604	423	DENMARK	80 638	86 802	60 500
GHANA	577	2 961	2 088	GREECE	64	1 952	1 369
TOGO	98	144	103	PORTUGAL	4 855	5 720	4 009
BENIN	14	88	63	SPAIN	75 628	101 212	70 781
NIGERIA	1 039	7 040	4 965	SWEDEN	19 003	50 720	35 604
CAMEROON	85	277	194	FINLAND	2 002	4 082	2 834
GABON	32	660	460	AUSTRIA	161 829	213 287	149 276
CONGO	16	85	57	EU	1 101 993	1 860 231	1 299 592
ZAIRE	117	739	517	CANARY IS	4	594	388
BURUNDI	54	366	262	NORWAY	2 377	5 154	3 577
ANGOLA	59	220	149	LIECHTENST	45	785	552
ETHIOPIA	269	1 338	932	SWITZERLAND	65 070	255 718	178 825
ERITREA	147	427	298	MALTA	12	146	99
KENYA	444	1 985	1 390	TURKEY	43 192	11 363	8 012
UGANDA	140	311	214	LATVIA	40	170	120
TANZANIA	114	675	471	POLAND	93 383	27 923	19 557
MOZAMBIQUE	16	84	57	CZECH REPUB	69 943	36 440	25 565
MADAGASCAR	65	316	223	SLOVAKIA	4 114	1 819	1 271
REUNION	5	107	71	HUNGARY	16 825	28 629	20 126
MAURITIUS	49	191	131	ROMANIA	3 843	1 690	1 180
ZAMBIA	84	498	348	BULGARIA	185	289	201
ZIMBABWE	811	2 631	1 859	UKRAINE	1 883	657	456
SOUTH AFRICA	6 307	38 166	26 679	BELARUS	3 263	7 619	5 330
NAMIBIA	51	176	119	RUSSIA	653	1 268	882
LESOTHO	97	256	172	SLOVENIA	123 715	89 390	62 509
USA	130 993	548 317	382 767	CROATIA	507	748	526
CANADA	9 139	32 279	22 583	BOS HERZEGOV	4 768	3 160	2 223
MEXICO	8 516	30 120	21 019	MACEDONIA	1 689	890	624
GUATEMALA	20	179	127	MOROCCO	7	56	39
HONDURAS	33	250	174	TUNISIA	43	418	298
EL SALVADOR	107	468	327	EGYPT	83	1 582	1 118
NICARAGUA	3	58	40	GUIN BISSAU	11	43	30
COSTA RICA	20	190	135	NIGERIA	42	268	178
PANAMA	23	154	107	SOUTH AFRICA	31 509	84 716	59 268
CUBA	81	764	535	USA	104 875	291 906	203 935
DOMINIC REP	34	194	141	CANADA	20 484	41 946	29 278
AM VIRGIN IS	4	65	43	MEXICO	889	2 056	1 433
GUADELOUPE	20	278	198	CUBA	144	254	176
MARTINIQUE	15	236	162	VENEZUELA	127	1 496	1 066
JAMAICA	65	485	343	BRAZIL	2 955	6 007	4 185
TRINIDAD TOB	21	343	234	ARGENTINA	25	77	55
NETH ANTILL	32	201	139	CYPRUS	2 077	1 870	1 305
COLOMBIA	650	4 890	3 398	SYRIA	11	948	686
VENEZUELA	1 414	9 556	6 728	IRAN	91	198	137
SURINAME	4	82	58	ISRAEL	1 488	5 410	3 777
ECUADOR	170	1 440	1 009	JORDAN	34	298	211
PERU	577	4 415	3 096	SAUDI ARABIA	93	424	296
BRAZIL	15 014	84 933	59 324	BAHRAIN	3	53	38
CHILE	2 897	12 842	8 942	QATAR	58	967	660
BOLIVIA	111	585	410	ARAB EMIRAT	122	743	506
PARAGUAY	26	541	376	OMAN	17	173	119
URUGUAY	398	2 610	1 831	INDIA	4 267	7 024	4 940
ARGENTINA	2 394	11 332	7 912	SRI LANKA		52	36
CYPRUS	202	1 262	886	THAILAND	2 847	10 729	7 479
LEBANON	1 693	6 852	4 086	MALAYSIA	2 018	2 736	1 913
SYRIA	1 119	6 281	4 355	SINGAPORE	54 499	34 122	23 912
IRAN	2 873	20 271	14 189	PHILIPPINES	30	84	58
ISRAEL	4 355	20 238	14 090	CHINA	177 639	106 235	75 199
JORDAN	2 216	7 604	5 313	SOUTH KOREA	7 072	18 808	13 237
SAUDI ARABIA	7 677	28 471	19 906	JAPAN	123 493	580 103	405 398
KUWAIT	2 054	7 741	5 435	TAIWAN	19 598	34 140	23 953
BAHRAIN	234	1 451	1 015	HONG KONG	3 052	2 252	1 586
QATAR	1 980	9 563	6 704	AUSTRALIA	1 066	5 020	3 491
ARAB EMIRAT	11 245	47 334	33 102	NEW ZEALAND	24	586	416
OMAN	678	5 088	3 565	EXPORTS	2 827 792	7 875 020	5 505 541
YEMEN	175	1 396	977				
AFGHANISTAN	6	60	43	FRANCE	264 723	749 520	524 237
PAKISTAN	1 744	5 807	4 098	BELGIUM LUX	194 948	396 236	277 174
INDIA	9 757	48 139	32 214	NETHERLANDS	147 168	418 335	292 634
BANGLADESH	64	431	306	ITALY	256 328	527 897	369 068
SRI LANKA	122	876	603	UNTD KINGDOM	226 169	558 222	390 985
MYANMAR	54	963	678	IRELAND	6 289	21 212	14 889
THAILAND	22 038	54 062	37 991	DENMARK	133 426	214 273	149 539
VIETNAM	824	2 411	1 664	GREECE	22 235	68 556	48 006
INDONESIA	3 932	17 973	12 575	PORTUGAL	20 017	45 896	31 975
MALAYSIA	6 748	27 509	19 312	SPAIN	173 419	360 862	252 485
BRUNEI	49	325	227	SWEDEN	113 482	274 107	191 363
SINGAPORE	18 878	64 457	45 026	FINLAND	27 202	84 483	58 776
PHILIPPINES	1 355	5 485	3 843	AUSTRIA	189 253	372 746	260 699
MONGOLIA	96	157	112	EU	1 774 659	4 092 345	2 861 830
CHINA	24 055	95 518	66 789	CANARY IS	577	3 287	2 311
NORTH KOREA	12	88	61	CEUTA MEL	169	382	269
SOUTH KOREA	36 285	177 036	123 906	ICELAND	447	1 364	957
JAPAN	8 339	59 094	41 321	NORWAY	25 222	89 258	62 576
TAIWAN	9 376	48 803	34 098	LIECHTENST	500	2 462	1 734
HONG KONG	12 896	48 800	32 660	SWITZERLAND	109 951	335 547	234 730
MACAO	59	250	174	ANDORRA	28	93	64
AUSTRALIA	11 701	54 218	37 916	GIBALTAR	22	170	117
PAPUA NEW G	40	428	304	MALTA	1 254	2 533	1 786
NEW ZEALAND	2 564	6 666	4 643				

6 IMPORTS AND EXPORTS (SPECIAL TRADE) BY GROUPS OF THE SITC-REV. III AND BY COUNTRIES OF PRODUCTION AND CONSUMPTION 1995

GROUP COUNTRY	DT = 100 KG	1 000 DM	1 000 \$	GROUP COUNTRY	DT = 100 KG	1 000 DM	1 000 \$
TURKEY	23 295	79 180	55 389	QATAR	3 573	20 591	14 193
ESTONIA	1 899	3 425	2 428	ARAB EMIRAT	9 650	30 969	21 553
LATVIA	758	2 577	1 792	OMAN	364	2 896	1 981
LITHUANIA	1 623	3 864	2 696	YEMEN	192	959	662
POLAND	66 590	140 181	98 011	AFGHANISTAN	179	105	73
CZECH REPUB.	52 178	138 736	97 133	PAKISTAN	4 270	13 494	9 491
SLOVAKIA	10 653	43 869	30 805	INDIA	23 593	128 796	89 981
HUNGARY	21 790	70 930	49 693	BANGLADESH	761	3 193	2 246
ROMANIA	10 278	21 009	14 768	MALDIVES	49	358	243
BULGARIA	4 127	13 981	9 660	SRI LANKA	501	2 044	1 429
ALBANIA	18	95	66	NEPAL	216	657	441
UKRAINE	4 133	11 144	7 796	MYANMAR	451	1 744	1 232
BELARUS	1 359	5 496	3 831	THAILAND	39 355	109 420	76 409
MOLDOVA	11	85	57	LAOS	35	146	98
RUSSIA	28 121	89 445	61 954	VIETNAM	885	3 429	2 390
AZERBAIJAN	18	96	65	INDONESIA	13 942	48 868	34 123
KAZAKHSTAN	654	3 152	2 127	MALAYSIA	14 801	54 616	38 007
UZBEKISTAN	1 755	7 817	5 524	BRUNEI	163	828	579
TADJIKISTAN	1 246	73	53	SINGAPORE	27 259	106 945	74 365
SLOVENIA	17 291	31 560	21 976	PHILIPPINES	2 340	13 432	9 491
CROATIA	4 380	15 323	10 755	MONGOLIA	27	105	72
BOS HERZEGOV	88	319	225	CHINA	27 042	134 935	94 242
SERB MONTNEG	129	809	572	NORTH KOREA	75	524	360
MACEDONIA	558	2 334	1 620	SOUTH KOREA	41 713	177 316	123 905
MOROCCO	1 853	5 912	4 171	JAPAN	20 440	126 567	88 608
ALGERIA	1 462	7 305	5 120	TAIWAN	27 322	97 657	68 597
TUNISIA	1 642	6 559	4 605	HONG KONG	15 263	53 976	37 714
LIBYA	16 678	27 676	19 472	MACAO	5	129	93
EGYPT	9 795	37 407	26 034	AUSTRALIA	27 469	92 354	64 806
SUDAN	401	834	579	PAPUA NEW G	78	255	175
MAURITANIA	19	225	157	NEW ZEALAND	2 566	8 458	5 899
MALI	136	228	162	NEW CALEDON	84	638	443
BURKINA FASO	191	376	258	AM OCEANIA	38	699	488
NIGER	19	45	32	FIJI	13	63	42
CAPE VERDE	18	86	59	FR POLYNESIA	76	585	390
SENEGAL	432	815	574	UNID COUNTR	1 080	3 019	2 107
GUINEA	34	84	59				
SIERRA LEONE	13	83	44				
IVORY COAST	354	1 050	727	744 MECHANICAL HANDLING EQUIP			
GHANA	752	2 588	1 811	IMPORTS	3 024 136	2 683 444	1 876 781
TOGO	14	178	118	FRANCE	573 662	481 823	336 886
BENIN	1 269	1 377	945	BELGIUM LUX	72 313	44 031	30 870
NIGERIA	2 555	5 020	3 493	NETHERLANDS	171 394	224 858	157 450
CAMEROON	145	599	413	ITALY	366 343	292 303	204 498
GABON	54	218	150	UNITD KINGDOM	255 232	241 493	168 525
CONGO	209	404	278	IRELAND	4 975	6 871	4 799
ZAIRE	431	595	415	DENMARK	58 205	103 544	72 466
RWANDA	33	187	124	GREECE	548	1 109	755
BURUNDI	81	175	123	PORTUGAL	16 662	12 935	9 040
ANGOLA	31	217	148	SPAIN	122 304	79 163	55 360
ETHIOPIA	687	3 031	2 102	SWEDEN	88 115	135 088	94 647
ERITREA	18	105	74	FINLAND	36 140	50 468	35 363
KENYA	1 392	5 195	3 591	AUSTRIA	194 369	260 762	181 828
UGANDA	144	450	315	EU	1 960 262	1 934 448	1 352 487
TANZANIA	450	2 377	1 666	NORWAY	6 180	8 783	6 130
MOZAMBIQUE	16	87	60	LIECHTENST	24	130	94
MADAGASCAR	94	470	325	SWITZERLAND	90 104	208 327	145 811
REUNION	153	387	271	TURKEY	13 800	5 753	4 050
MAURITIUS	165	535	413	POLAND	126 459	39 049	27 362
ZAMBIA	877	3 389	2 360	CZECH REPUB.	220 233	71 320	49 873
ZIMBABWE	555	1 949	1 297	SLOVAKIA	44 109	15 473	10 847
MALAWI	30	153	107	HUNGARY	77 298	31 033	21 722
SOUTH AFRICA	24 599	85 264	59 469	ROMANIA	15 198	3 920	2 756
NAMIBIA	44	182	130	BULGARIA	68 441	15 500	10 818
BOTSWANA	32	160	112	UKRAINE	9 915	3 565	2 497
USA	160 113	762 037	533 352	BELARUS	420	59	42
CANADA	8 434	38 547	26 993	RUSSIA	11 009	2 277	1 611
GREENLAND	14	58	40	SLOVENIA	40 154	24 307	17 009
MEXICO	9 634	37 883	26 335	CROATIA	1 537	942	654
GUATEMALA	614	1 793	1 256	MACEDONIA	560	170	118
HONDURAS	434	624	432	EGYPT	98	62	45
EL SALVADOR	152	395	272	SOUTH AFRICA	2 053	1 339	948
NICARAGUA	37	322	218	USA	84 557	121 307	84 959
COSTA RICA	161	1 008	716	CANADA	4 355	4 498	3 170
PANAMA	609	1 955	1 385	MEXICO	175	108	76
CUBA	674	3 617	2 574	VENEZUELA	885	745	510
DOMINIC REP	324	927	645	BRAZIL	5 280	4 286	3 000
AM VIRGIN IS	8	44	31	ISRAEL	372	864	613
GUADELOUPE	111	502	346	JORDAN	7	54	39
DOMINICA	92	199	137	SAUDI ARABIA	28	57	36
MARTINIQUE	88	331	229	KUWAIT	20	74	51
JAMAICA	205	562	395	ARAB EMIRAT	10 481	2 423	1 727
TRINIDAD TOB	70	704	488	INDIA	2 160	1 359	969
NETH ANTILL	34	765	541	SRI LANKA	49	234	162
COLOMBIA	2 671	9 177	6 427	NEPAL	6	48	34
VENEZUELA	5 942	27 449	18 839	THAILAND	22	486	338
GUYANA	15	56	37	INDONESIA	423	231	162
FRENCH GUIAN	14	95	64	MALAYSIA	7	351	251
ECUADOR	365	2 373	1 650	SINGAPORE	171	944	660
PERU	940	6 636	4 852	CHINA	68 261	18 509	12 922
BRAZIL	27 229	92 704	64 947	SOUTH KOREA	13 126	7 334	5 129
CHILE	4 711	16 250	11 269	JAPAN	131 109	142 579	98 773
BOLIVIA	141	531	365	TAIWAN	12 408	8 358	5 826
PARAGUAY	357	1 700	1 200	HONG KONG	1 142	1 053	732
URUGUAY	155	966	670	AUSTRALIA	206	352	251
ARGENTINA	5 090	23 180	16 028	NEW ZEALAND	146	316	225
CYPRUS	2 077	5 351	3 745	UNID COUNTR	11	66	48
LEBANON	1 702	5 194	3 612	EXPORTS	4 437 921	6 400 203	4 477 700
SYRIA	3 619	10 596	7 250	FRANCE	488 303	683 418	477 664
IRAQ	49	69	47	BELGIUM LUX	227 533	315 731	221 005
IRAN	18 051	59 209	41 352	NETHERLANDS	308 440	415 629	290 740
ISRAEL	15 908	48 156	33 557	ITALY	275 454	316 581	220 763
JORDAN	1 863	4 890	3 424	UNITD KINGDOM	377 742	522 004	365 399
SAUDI ARABIA	15 126	44 476	31 224				
KUWAIT	1 096	4 233	2 947				
BAHRAIN	240	1 197	831				

6 IMPORTS AND EXPORTS (SPECIAL TRADE) BY GROUPS OF THE SITC-REV. III AND BY COUNTRIES OF PRODUCTION AND CONSUMPTION 1995

GROUP COUNTRY	DT = 100 KG	1 000 DM	1 000 \$	GROUP COUNTRY	DT = 100 KG	1 000 DM	1 000 \$
IRELAND	6 780	15 377	10 768	SAUDI ARABIA	23 807	30 871	21 611
DENMARK	59 369	88 571	62 069	KUWAIT	5 805	13 071	9 080
GREECE	17 499	19 309	13 540	BAHRAIN	1 530	2 730	1 891
PORTUGAL	31 605	44 850	31 394	QATAR	3 285	7 396	5 224
SPAIN	178 547	259 085	181 503	ARAB EMIRAT	37 917	32 790	22 672
SWEDEN	81 438	138 994	97 288	OMAN	1 589	2 210	1 534
FINLAND	47 625	48 899	34 224	YEMEN	724	1 302	923
AUSTRIA	248 202	326 883	228 471	PAKISTAN	2 671	4 039	2 829
EU	2 348 537	3 195 331	2 234 828	INDIA	50 673	75 384	53 130
CANARY IS	2 170	2 577	1 793	BANGLADESH	1 508	2 504	1 757
ICELAND	3 140	3 543	2 482	SRI LANKA	1 911	1 821	1 283
NORWAY	44 998	67 785	47 366	NEPAL	879	1 362	967
LIECHTENST	1 545	4 057	2 799	MYANMAR	489	811	572
SWITZERLAND	205 501	331 935	232 273	THAILAND	78 824	116 238	80 955
ANDORRA	58	98	70	LAOS	125	370	262
MALTA	483	1 480	1 041	VIETNAM	2 384	3 103	2 194
TURKEY	41 369	62 043	43 488	INDONESIA	27 538	51 280	35 847
ESTONIA	1 230	1 716	1 185	MALAYSIA	44 026	72 343	50 637
LATVIA	2 316	3 860	2 673	BRUNEI	827	1 547	1 101
LITHUANIA	8 153	7 898	5 496	SINGAPORE	64 921	102 012	70 891
POLAND	75 859	114 201	80 052	PHILIPPINES	12 476	25 445	17 702
CZECH REPUB	79 151	107 858	75 549	CHINA	174 371	273 467	191 627
SLOVAKIA	12 365	17 618	12 351	NORTH KOREA	124	860	568
HUNGARY	47 760	47 527	33 187	SOUTH KOREA	74 194	175 081	122 905
ROMANIA	6 525	14 847	10 397	JAPAN	64 642	85 448	59 900
BULGARIA	8 584	7 930	5 377	TAIWAN	58 206	103 088	72 255
ALBANIA	97	116	81	HONG KONG	48 538	72 204	50 539
UKRAINE	9 176	17 597	12 387	MACAO	2 429	4 264	2 929
BELARUS	2 366	3 625	2 552	AUSTRALIA	56 686	79 017	55 412
RUSSIA	58 792	109 953	76 810	NEW ZEALAND	2 369	4 783	3 366
AZERBAIJAN	330	626	440	NEW CALEDON	37	124	87
KAZAKHSTAN	1 441	4 226	2 986	AM OCEANIA	1 718	3 916	2 747
UZBEKISTAN	334	322	222	FR POLYNESIA	32	94	65
KYRGYZSTAN	314	827	585	UNID COUNTR	546	925	640
SLOVENIA	22 520	29 982	20 895				
CROATIA	13 587	18 485	12 937	745 OTH.NONELEC MCH,TOOL,NES			
BOS HERZEGOV	117	117	80				
MACEDONIA	959	1 528	1 065	IMPORTS	792 826	2 066 241	1 444 787
MOROCCO	29 147	18 178	12 723	FRANCE	67 796	97 266	67 804
ALGERIA	10 299	20 763	14 140	BELGIUM LUX	14 141	33 944	23 902
TUNISIA	2 516	3 682	2 563	NETHERLANDS	40 701	109 504	76 351
LIBYA	4 881	11 407	7 831	ITALY	208 872	425 877	298 228
EGYPT	13 090	18 539	12 982	UNTD KINGDOM	25 496	110 732	77 257
SUDAN	940	2 615	1 815	IRELAND	3 698	7 557	5 298
MAURITANIA	144	591	419	DENMARK	27 394	68 805	48 088
MALI	964	624	441	GREECE	544	987	695
BURKINA FASO	93	62	43	PORTUGAL	1 502	3 305	2 317
SENEGAL	177	207	142	SPAIN	10 759	28 040	19 591
GUINEA	18	49	34	SWEDEN	16 830	67 364	47 326
LIBERIA	3 440	1 855	1 324	FINLAND	4 214	8 017	5 488
IVORY COAST	1 539	1 110	767	AUSTRIA	44 424	116 047	81 325
GHANA	1 120	2 120	1 482	EU	466 971	1 077 445	753 670
BENIN	42	105	74	CANARY IS	3	76	50
NIGERIA	1 978	2 600	1 834	ICELAND	12	316	223
CAMEROON	576	506	352	NORWAY	2 551	6 089	4 280
GABON	87	266	184	LIECHTENST	8	106	76
CONGO	268	532	366	SWITZERLAND	76 858	413 161	288 986
ZAIRE	1 418	730	504	MALTA	68	653	453
RWANDA	46	120	82	SAN MARINO	254	629	444
ETHIOPIA	378	381	269	TURKEY	880	712	499
KENYA	2 273	3 292	2 291	LATVIA	292	220	155
UGANDA	29	97	68	LITHUANIA	246	80	54
TANZANIA	507	1 865	1 308	POLAND	21 999	10 742	7 498
MOZAMBIQUE	116	79	57	CZECH REPUB	51 066	49 634	34 555
MADAGASCAR	1 096	2 110	1 504	SLOVAKIA	5 012	5 489	3 835
REUNION	1 341	1 449	1 004	HUNGARY	18 085	17 101	11 971
MAURITIUS	438	795	557	ROMANIA	566	621	437
ZAMBIA	217	238	165	BULGARIA	1 893	2 557	1 795
ZIMBABWE	394	898	620	UKRAINE	481	1 180	823
MALAWI	232	147	100	BELARUS	41	58	40
SOUTH AFRICA	37 948	62 927	44 083	RUSSIA	197	980	694
NAMIBIA	436	675	483	TURKMENISTAN	23	120	86
BOTSWANA	174	653	460	SLOVENIA	11 106	8 309	5 811
USA	252 996	366 523	257 319	CROATIA	4 073	4 027	2 819
CANADA	18 286	37 165	26 124	MACEDONIA	470	180	124
GREENLAND	17	53	37	CAPE VERDE	40	1 019	705
MEXICO	9 902	21 815	15 184	SOUTH AFRICA	259	610	431
GUATEMALA	321	538	373	USA	54 175	235 607	164 479
HONDURAS	44	123	89	CANADA	1 417	7 891	5 522
EL SALVADOR	36	82	57	MEXICO	331	884	616
NICARAGUA	46	172	119	COSTA RICA	6	165	112
COSTA RICA	557	1 600	1 101	DOMINICA	6	51	35
PANAMA	42	171	121	COLOMBIA	298	655	451
CUBA	1 503	1 302	899	VENEZUELA	170	50	36
DOMINIC REP	175	578	400	BRAZIL	4 556	18 595	12 967
MARTINIQUE	157	543	375	ARGENTINA	82	384	270
JAMAICA	1 581	1 706	1 157	CYPRUS	65	163	114
TRINIDAD TOB	183	777	550	LEBANON	6	65	46
NETH ANTILL	164	307	216	ISRAEL	1 676	4 247	2 980
COLOMBIA	6 620	10 754	7 400	JORDAN	28	104	73
VENEZUELA	8 559	14 107	9 969	SAUDI ARABIA	90	54	36
GUYANA	83	352	246	INDIA	159	550	384
ECUADOR	332	926	645	SRI LANKA	96	2 301	1 603
PERU	946	1 329	931	THAILAND	306	574	407
BRAZIL	30 973	74 064	51 636	INDONESIA	425	1 181	822
CHILE	39 152	30 536	21 312	MALAYSIA	917	7 223	5 020
BOLIVIA	893	892	625	SINGAPORE	150	678	471
PARAGUAY	1 155	2 300	1 616	PHILIPPINES	92	540	376
URUGUAY	2 380	904	636	CHINA	25 878	31 216	21 788
ARGENTINA	24 432	32 847	23 121	SOUTH KOREA	727	2 281	1 604
CYPRUS	2 034	2 315	1 637	JAPAN	13 331	96 669	67 669
LEBANON	2 569	4 783	3 339	TAIWAN	19 784	34 994	24 490
SYRIA	2 917	4 089	2 864	HONG KONG	3 761	13 985	9 789
IRAN	8 818	16 596	11 536	AUSTRALIA	691	2 084	1 454
ISRAEL	51 449	71 387	50 193	NEW ZEALAND	36	695	490
JORDAN	2 257	4 206	2 940				

6 IMPORTS AND EXPORTS (SPECIAL TRADE) BY GROUPS OF THE SITC-REV. III AND BY COUNTRIES OF PRODUCTION AND CONSUMPTION 1995

GROUP COUNTRY	DT = 100 KG	1 000 DM	1 000 \$	GROUP COUNTRY	DT = 100 KG	1 000 DM	1 000 \$
EXPORTS	1 819 069	8 035 862	5 619 282	PANAMA	442	3 267	2 281
FRANCE	197 412	735 987	514 459	CUBA	128	856	601
BELGIUM LUX	72 887	288 773	201 951	DOMINIC REP	121	2 595	1 761
NETHERLANDS	109 505	407 571	284 957	GUADELOUPE	110	489	346
ITALY	64 449	283 264	198 009	ANTIGUA	12	126	90
UNITED KINGDOM	103 203	473 381	331 233	DOMINICA	196	910	638
IRELAND	3 691	24 113	16 926	MARTINIQUE	675	2 486	1 749
DENMARK	26 992	127 493	88 582	JAMAICA	115	1 010	692
GREECE	9 118	42 329	29 573	ST LUCIA	9	155	104
PORTUGAL	11 112	44 288	31 058	ST VINCENT	8	49	35
SPAIN	33 999	194 353	135 818	BARBADOS	6	107	73
SWEDEN	30 210	118 926	83 221	TRINIDAD TOB	151	1 525	1 058
FINLAND	40 107	95 039	66 292	NETH ANTILL	79	346	239
AUSTRIA	119 173	391 132	273 727	COLOMBIA	11 829	70 651	49 293
EU	821 858	3 226 649	2 255 806	VENEZUELA	2 578	21 747	15 159
CANARY IS	1 598	5 856	4 139	GUYANA	192	776	537
ICELAND	387	2 055	1 439	SURINAME	54	472	334
NORWAY	25 106	84 888	59 590	FRENCH GUIAN	91	572	407
LIECHTENST	574	2 470	1 735	ECUADOR	1 021	5 289	3 697
SWITZERLAND	78 560	352 146	245 968	PERU	1 532	10 374	7 227
GIBRALTAR	23	196	142	BRAZIL	45 148	178 203	125 077
MALTA	1 029	7 452	5 143	CHILE	3 619	19 772	13 908
TURKEY	21 429	94 222	66 051	BOLIVIA	332	1 825	1 292
ESTONIA	1 092	3 576	2 490	PARAGUAY	1 158	5 505	3 881
LATVIA	1 029	3 699	2 565	URUGUAY	982	5 185	3 645
LITHUANIA	1 841	6 240	4 347	ARGENTINA	13 058	64 950	45 737
POLAND	50 403	195 797	137 052	CYPRUS	1 153	3 595	2 499
CZECH REPUBL	37 176	128 530	89 809	LEBANON	4 618	17 853	12 625
SLOVAKIA	7 345	37 947	26 613	SYRIA	2 913	5 239	3 678
HUNGARY	18 266	83 311	58 017	IRAN	5 443	18 505	13 080
ROMANIA	18 100	66 119	46 360	ISRAEL	7 744	51 009	35 481
BULGARIA	2 251	13 199	9 181	JORDAN	3 009	12 117	8 369
ALBANIA	39	281	198	SAUDI ARABIA	10 235	46 569	32 153
UKRAINE	9 037	37 290	26 231	KUWAIT	832	5 282	3 637
BELARUS	723	6 118	4 274	BAHRAIN	221	1 013	709
MOLDOVA	219	821	552	QATAR	302	1 254	863
RUSSIA	30 451	144 160	101 127	ARAB EMIRAT	6 010	29 565	20 836
GEORGIA	186	158	109	OMAN	415	2 522	1 767
ARMENIA	42	165	115	YEMEN	1 095	4 549	3 218
AZERBAIJAN	17	152	103	AFGHANISTAN	7	91	66
KAZAKHSTAN	1 765	10 507	7 391	PAKISTAN	3 866	7 362	5 061
TURKMENISTAN	700	3 005	2 146	INDIA	16 314	65 574	45 830
UZBEKISTAN	673	9 164	6 515	BANGLADESH	2 910	2 861	2 011
TADJIKISTAN	150	351	247	SRI LANKA	2 889	9 187	6 442
KYRGYZSTAN	1 172	3 088	2 157	NEPAL	60	647	447
SLOVENIA	7 746	41 367	29 075	MYANMAR	36	513	358
CROATIA	7 032	38 796	27 360	THAILAND	52 840	195 854	136 672
BOS HERZEGOV	664	670	480	LAOS	44	285	202
SERB MONTNEG	13	115	79	VIETNAM	4 578	18 126	12 625
MACEDONIA	1 797	6 570	4 565	INDONESIA	22 942	98 245	68 996
MOROCCO	2 893	16 187	11 103	MALAYSIA	10 433	59 428	41 513
ALGERIA	1 195	11 979	8 434	BRUNEI	102	780	549
TUNISIA	1 398	12 361	8 587	SINGAPORE	13 337	55 681	39 018
LIBYA	1 468	6 849	4 878	PHILIPPINES	10 571	44 156	31 031
EGYPT	9 786	54 076	38 174	MONGOLIA	156	925	656
SUDAN	301	2 499	1 730	CHINA	49 401	367 168	256 807
MAURITANIA	8	47	31	NORTH KOREA	19	487	347
MALI	52	401	282	SOUTH KOREA	35 355	192 893	134 879
BURKINA FASO	9	178	122	JAPAN	40 177	227 446	158 797
NIGER	2	88	60	TAIWAN	18 596	63 595	44 269
CAPE VERDE	104	1 115	764	HONG KONG	12 043	94 148	65 616
SENEGAL	65	947	659	MACAO	19	147	98
GUINEA	42	282	200	AUSTRALIA	24 324	130 984	91 211
SIERRA LEONE	20	237	165	PAPUA NEW G	358	3 072	2 162
LIBERIA	13	182	127	NEW ZEALAND	2 833	15 711	10 983
IVORY COAST	366	2 341	1 620	SOLOMON IS	76	353	251
GHANA	1 154	7 072	4 945	NEW CALEDON	143	800	565
TOGO	29	386	271	FIJI	9	48	35
BENIN	24	205	144	WEST SAMOA	32	105	74
NIGERIA	1 180	12 458	8 597	FR POLYNESIA	50	330	233
CAMEROON	73	838	582	UNID COUNTR	246	1 572	1 092
CENT AFR REP	19	200	138	746 BALL OR ROLLER BEARINGS			
GABON	413	2 704	1 907	IMPORTS	1 119 325	2 057 177	1 436 785
CONGO	31	530	372	FRANCE	138 197	260 954	182 009
ZAIRE	51	758	520	BELGIUM LUX	11 306	17 589	12 082
RWANDA	5	268	189	NETHERLANDS	41 405	60 438	42 811
BURUNDI	7	143	102	ITALY	174 279	294 552	206 010
ANGOLA	35	462	324	UNITED KINGDOM	67 735	196 863	137 558
ETHIOPIA	214	2 323	1 614	IRELAND	879	1 809	1 256
ERITREA	24	65	48	DENMARK	535	905	632
KENYA	2 043	14 441	10 167	GREECE	33	152	109
UGANDA	152	1 744	1 216	PORTUGAL	8 846	39 087	27 268
TANZANIA	887	1 533	1 086	SPAIN	40 597	58 334	40 894
SEYCHELLES	130	895	635	SWEDEN	44 817	102 203	70 893
MADAGASCAR	220	2 077	1 457	FINLAND	217	554	390
REUNION	148	929	658	AUSTRIA	166 692	266 312	185 808
MAURITIUS	152	980	677	EU	695 538	1 299 752	907 721
ZAMBIA	186	1 004	704	NORWAY	4 784	2 237	1 551
ZIMBABWE	392	3 277	2 274	LIECHTENST	24	91	66
MALAWI	44	951	675	SWITZERLAND	20 544	49 038	34 330
SOUTH AFRICA	18 453	81 725	57 244	TURKEY	2 440	4 558	3 171
NAMIBIA	67	443	313	LITHUANIA	95	353	230
BOTSWANA	53	206	134	POLAND	28 314	21 873	15 307
SWAZILAND	35	171	121	CZECH REPUBL	6 137	18 628	13 072
LESOTHO	28	110	76	SLOVAKIA	13 121	17 090	11 962
USA	149 157	776 621	542 916	HUNGARY	34 927	23 363	16 338
CANADA	14 433	64 137	44 850	ROMANIA	21 950	24 191	16 958
MEXICO	5 846	47 489	33 031	BULGARIA	1 146	1 390	974
GUATEMALA	2 516	13 343	9 325	UKRAINE	1 330	1 097	781
BELIZE	275	2 657	1 837	BELARUS	1 452	1 203	841
HONDURAS	1 151	3 390	2 351	RUSSIA	24 839	16 398	11 534
EL SALVADOR	276	1 517	1 041	SLOVENIA	179	319	222
NICARAGUA	178	718	513	CROATIA	24	110	74
COSTA RICA	332	2 887	2 039				

6 IMPORTS AND EXPORTS (SPECIAL TRADE) BY GROUPS OF THE SITC-REV. III AND BY COUNTRIES OF PRODUCTION AND CONSUMPTION 1995

GROUP COUNTRY	DT = 100 KG	1 000 DM	1 000 \$	GROUP COUNTRY	DT = 100 KG	1 000 DM	1 000 \$
SOUTH AFRICA	509	1 056	730	KUWAIT	371	1 153	807
USA	34 366	89 759	62 584	QATAR	28	149	99
CANADA	6 817	14 635	10 221	ARAB EMIRAT	5 778	8 815	6 182
MEXICO	899	2 247	1 579	OMAN	20	193	133
BRAZIL	10 165	19 958	13 916	YEMEN	69	226	160
IRAN	31	160	110	PAKISTAN	1 305	3 402	2 384
ISRAEL	188	305	211	INDIA	13 603	40 459	28 336
ARAB EMIRAT	3	55	38	BANGLADESH	25	158	113
INDIA	7 134	2 851	1 996	SRI LANKA	33	138	93
THAILAND	526	11 783	8 222	MYANMAR	14	126	89
MALAYSIA	4 628	9 105	6 340	THAILAND	1 882	3 361	2 348
SINGAPORE	1 612	11 066	7 713	VIETNAM	9	45	30
CHINA	38 081	39 405	27 576	INDONESIA	414	4 186	2 928
SOUTH KOREA	7 897	15 987	11 183	MALAYSIA	18 337	6 170	4 285
JAPAN	124 899	321 829	224 628	SINGAPORE	40 225	104 580	73 109
TAIWAN	22 274	30 569	21 329	PHILIPPINES	115	635	444
HONG KONG	387	537	373	CHINA	5 705	19 052	13 239
AUSTRALIA	1 989	4 001	2 782	SOUTH KOREA	26 041	71 335	49 994
EXPORTS	1 340 319	3 160 494	2 208 022	JAPAN	12 064	35 840	25 117
FRANCE	209 541	415 321	289 138	TAIWAN	3 730	15 314	10 663
BELGIUM LUX	66 338	168 288	117 627	HONG KONG	1 416	6 331	4 449
NETHERLANDS	33 119	89 355	62 451	AUSTRALIA	10 735	30 465	21 285
ITALY	185 797	435 178	303 962	NEW ZEALAND	304	525	367
UNITD KINGDOM	65 536	189 350	139 344	UNID COUNTR	159	477	336
IRELAND	767	1 673	1 159	747 TAPS,COCKS,VALVES,ETC.			
DENMARK	9 252	29 772	20 783	IMPORTS	1 052 528	2 754 943	1 925 589
GREECE	4 398	14 813	10 366	FRANCE	114 245	302 165	211 493
PORTUGAL	6 284	17 500	12 240	BELGIUM LUX	41 565	170 940	119 183
SPAIN	61 621	153 452	107 212	NETHERLANDS	48 032	98 529	68 609
SWEDEN	119 887	240 732	168 071	ITALY	349 166	603 850	421 857
FINLAND	9 600	27 184	19 001	UNITD KINGDOM	35 439	124 050	86 910
AUSTRIA	154 649	204 140	142 808	IRELAND	293	5 826	4 096
EU	926 789	1 996 758	1 394 162	DENMARK	53 424	203 787	142 233
CANARY IS	36	270	183	GREECE	2 408	2 903	2 020
CEUTA MEL	30	128	89	PORTUGAL	4 873	7 624	5 365
ICELAND	56	228	159	SPAIN	34 433	51 766	36 216
NORWAY	2 483	9 411	6 584	SWEDEN	9 056	48 721	34 038
LIECHTENST	1 402	5 305	3 718	FINLAND	15 001	47 978	33 710
SWITZERLAND	26 511	117 062	81 842	AUSTRIA	54 947	142 141	99 321
MALTA	33	108	74	EU	762 882	1 810 280	1 265 051
TURKEY	12 240	39 955	27 958	ICELAND	1	203	141
LATVIA	134	728	501	NORWAY	1 677	3 602	2 517
LITHUANIA	63	282	201	LIECHTENST	76	238	165
POLAND	9 112	27 803	19 456	SWITZERLAND	53 442	347 088	242 791
CZECH REPUBL	10 414	43 404	30 332	MALTA	22	160	114
SLOVAKIA	7 212	22 095	15 460	TURKEY	6 281	9 481	6 597
HUNGARY	7 756	21 511	14 984	POLAND	37 472	27 857	19 457
ROMANIA	1 941	5 854	4 090	CZECH REPUBL	34 958	27 873	19 480
BULGARIA	1 684	6 357	4 469	SLOVAKIA	1 828	1 864	1 166
ALBANIA	16	48	33	HUNGARY	10 711	32 500	22 730
UKRAINE	1 013	3 547	2 507	ROMANIA	8 245	1 961	1 381
BELARUS	124	488	339	BULGARIA	2 868	5 331	3 737
MOLDOVA	8	84	56	UKRAINE	308	597	411
RUSSIA	3 280	11 340	7 954	BELARUS	435	251	177
KAZAKHSTAN	58	247	174	RUSSIA	1 696	1 573	1 100
UZBEKISTAN	42	207	144	UZBEKISTAN	34	45	32
KYRGHYZSTAN	15	253	172	SLOVENIA	19 477	29 033	20 343
SLOVENIA	2 516	10 423	7 289	CROATIA	2 605	2 875	2 011
CROATIA	2 035	7 063	4 933	MACEDONIA	3 313	3 491	2 459
MACEDONIA	393	1 466	1 021	TUNISIA	207	144	103
MOROCCO	456	1 613	1 125	EGYPT	66	80	56
ALGERIA	1 085	3 767	2 639	SOUTH AFRICA	239	869	609
TUNISIA	580	1 901	1 330	USA	38 549	252 222	176 259
LIBYA	186	1 246	882	CANADA	4 466	13 582	9 486
EGYPT	1 505	4 961	3 467	MEXICO	23	114	79
SUDAN	39	134	91	BRAZIL	5 286	8 511	5 956
MAURITANIA	84	271	186	ARGENTINA	54	146	103
IVORY COAST	33	227	155	SYRIA	97	68	47
GHANA	81	270	185	ISRAEL	827	2 608	1 813
NIGERIA	400	1 759	1 220	KUWAIT	10	184	129
CAMEROON	45	111	75	ARAB EMIRAT	16	796	552
GABON	121	261	177	PAKISTAN	3	143	101
CONGO	7	46	32	INDIA	3 801	5 095	3 575
ETHIOPIA	28	262	182	THAILAND	7 340	8 797	6 128
KENYA	40	243	167	MALAYSIA	38	187	130
TANZANIA	34	215	152	SINGAPORE	201	593	410
MADAGASCAR	15	102	72	PHILIPPINES	165	2 456	1 712
ZIMBABWE	35	347	240	CHINA	14 574	8 150	5 738
SOUTH AFRICA	17 085	43 988	30 769	SOUTH KOREA	1 080	2 661	1 859
USA	94 423	247 845	173 340	JAPAN	14 770	111 868	78 209
CANADA	13 561	36 905	25 814	TAIWAN	12 119	25 988	18 171
MEXICO	2 088	5 822	4 059	HONG KONG	130	2 097	1 462
GUATEMALA	6	64	42	AUSTRALIA	211	851	600
COSTA RICA	8	84	51	NEW ZEALAND	62	303	207
PANAMA	28	107	73	EXPORTS	1 289 020	5 395 041	3 767 721
DOMINIC REP	38	100	69	FRANCE	151 919	605 801	422 711
MARTINIQUE	16	93	56	BELGIUM LUX	78 038	312 950	218 348
TRINIDAD TOB	17	51	32	NETHERLANDS	124 507	478 998	332 896
COLOMBIA	438	1 685	1 167	ITALY	118 141	448 300	312 811
VENEZUELA	1 036	2 638	1 851	UNITD KINGDOM	73 779	355 058	247 513
ECUADOR	92	581	407	IRELAND	1 830	10 427	7 284
PERU	247	748	522	DENMARK	40 238	138 020	96 393
BRAZIL	31 267	78 477	55 013	GREECE	6 242	29 028	20 263
CHILE	1 408	2 987	2 094	PORTUGAL	7 629	19 981	13 985
BOLIVIA	29	112	79	SPAIN	35 803	165 840	115 954
URUGUAY	46	209	145	SWEDEN	31 328	188 092	131 123
ARGENTINA	5 221	12 498	8 729	FINLAND	16 839	79 816	55 727
CYPRUS	92	263	185	AUSTRIA	102 946	415 794	290 418
LEBANON	517	1 567	1 081	EU	789 239	3 246 055	2 265 426
SYRIA	2 871	2 919	2 008	CANARY IS	308	1 233	857
IRAN	1 000	3 519	2 445	ICELAND	607	1 516	1 056
ISRAEL	2 027	7 893	5 511				
JORDAN	282	419	293				
SAUDI ARABIA	1 610	4 843	3 383				

6 IMPORTS AND EXPORTS (SPECIAL TRADE) BY GROUPS OF THE SITC-REV. III AND BY COUNTRIES OF PRODUCTION AND CONSUMPTION 1995

GROUP COUNTRY	DT = 100 KG	1 000 DM	1 000 \$	GROUP COUNTRY	DT = 100 KG	1 000 DM	1 000 \$
NORWAY	10 682	46 408	32 454	INDIA	5 083	30 843	21 577
LIECHTENST	151	630	485	BANGLADESH	84	397	278
SWITZERLAND	67 105	277 980	194 485	MALDIVES	37	162	115
ANDORRA	13	162	113	SRI LANKA	257	1 173	808
GIBRALTAR	9	151	107	NEPAL	38	224	157
MALTA	364	1 950	1 353	MYANMAR	19	115	79
TURKEY	9 590	37 119	26 031	THAILAND	9 509	32 442	22 714
ESTONIA	334	849	588	LAOS	158	226	155
LATVIA	812	2 068	1 440	VIETNAM	250	1 187	831
LITHUANIA	597	1 805	1 266	INDONESIA	3 715	15 891	11 078
POLAND	37 454	107 158	74 999	MALAYSIA	3 536	16 210	11 389
CZECH REPUB	25 617	106 263	74 466	BRUNEI	195	757	527
SLOVAKIA	8 913	27 687	19 455	SINGAPORE	9 653	37 637	26 336
HUNGARY	13 276	42 206	29 621	PHILIPPINES	1 095	5 446	3 809
ROMANIA	3 212	8 850	6 105	MONGOLIA	22	59	42
BULGARIA	1 871	8 899	6 207	CHINA	8 737	42 294	29 655
ALBANIA	122	283	201	NORTH KOREA	20	230	157
UKRAINE	749	7 443	5 181	SOUTH KOREA	20 309	106 052	74 046
BELARUS	677	2 768	1 938	JAPAN	10 821	72 154	50 243
RUSSIA	8 852	37 350	26 216	TAIWAN	14 959	49 000	34 371
AZERBAIJAN	6	87	61	HONG KONG	7 915	39 490	27 544
KAZAKHSTAN	262	1 030	728	MACAO	1	388	270
UZBEKISTAN	2 826	6 807	4 743	AUSTRALIA	10 770	56 822	39 742
TADJIKISTAN	230	828	588	PAPUA NEW G	6	98	68
SLOVENIA	5 659	25 626	17 901	NEW ZEALAND	1 451	7 783	5 453
CROATIA	2 122	9 663	6 784	NEW CALEDON	21	186	127
BOS HERZEGOV	1 051	711	497	AM OCEANIA	4	57	41
SERB MONTNEG	10	102	72	FIJI	21	67	47
MACEDONIA	140	1 055	735	FR POLYNESIA	4	89	60
MOROCCO	426	2 122	1 488	UNID COUNTR	446	1 897	1 330
ALGERIA	2 521	10 369	7 283	748 TRANSMISSIONS SHAFTS ETC			
TUNISIA	608	3 730	2 601	IMPORTS	1 829 767	1 830 410	1 278 916
LIBYA	3 449	14 379	10 048	FRANCE	157 454	179 397	124 981
EGYPT	6 206	17 804	12 442	BELGIUM LUX	53 699	63 976	44 714
SUDAN	14	172	117	NETHERLANDS	60 616	39 425	27 525
MALI	2	75	47	ITALY	288 841	285 223	199 573
BURKINA FASO	30	57	41	UNT D KINGDOM	116 714	120 116	83 704
CHAD	47	86	62	IRELAND	650	1 536	1 061
GUINEA	86	614	425	DENMARK	30 275	60 209	41 874
IVORY COAST	16	208	143	GREECE	328	324	229
GHANA	113	711	492	PORTUGAL	3 006	1 759	1 231
BENIN	334	359	239	SPAIN	69 548	52 766	36 944
NIGERIA	617	2 011	1 405	SWEDEN	56 678	46 336	32 183
CAMEROON	11	135	91	FINLAND	4 156	5 655	3 951
GABON	167	957	666	AUSTRIA	107 440	176 358	123 387
CONGO	122	174	122	EU	949 405	1 033 080	721 357
ZAIRE	13	99	70	NORWAY	3 744	5 407	3 781
RWANDA	57	84	58	LIECHTENST	8 201	11 520	8 075
ANGOLA	3	86	44	SWITZERLAND	72 273	150 892	105 466
ETHIOPIA	185	433	299	MALTA	75	188	131
ERITREA	116	145	102	TURKEY	25 121	9 343	6 556
KENYA	122	642	448	ESTONIA	8	149	104
UGANDA	56	245	172	LATVIA	12 952	3 607	2 516
TANZANIA	42	101	70	POLAND	53 299	25 151	17 618
MOZAMBIQUE	7	54	37	CZECH REPUB	176 238	89 101	62 388
MAURITIUS	142	462	322	SLOVAKIA	22 551	8 326	5 824
ZAMBIA	18	84	58	HUNGARY	13 290	11 902	8 325
ZIMBABWE	28	174	122	ROMANIA	12 253	8 584	6 015
SOUTH AFRICA	8 025	52 025	36 395	BULGARIA	1 276	695	484
NAMIBIA	250	691	486	UKRAINE	32 228	2 717	1 896
BOTSWANA	45	140	99	RUSSIA	120 015	13 645	9 506
USA	68 876	390 524	272 796	SLOVENIA	18 281	16 672	11 642
CANADA	6 527	32 142	22 390	CROATIA	3 492	1 074	744
ST PIERRE	33	107	76	TUNISIA	109	189	131
MEXICO	2 528	18 064	12 579	EGYPT	69	426	302
GUATEMALA	189	784	549	MAURITANIA	240	568	389
HONDURAS	104	177	125	SOUTH AFRICA	6 175	4 796	3 353
EL SALVADOR	115	411	284	USA	58 864	124 282	86 839
NICARAGUA	31	653	436	CANADA	4 565	6 884	4 804
COSTA RICA	31	259	171	MEXICO	3 627	3 385	2 384
PANAMA	224	772	537	EL SALVADOR	44	179	128
CUBA	17	134	93	ST LUCIA	250	442	318
DOMINIC REP	20	114	81	VENEZUELA	101	201	141
GUADELOUPE		61	42	BRAZIL	37 937	23 567	16 481
DOMINICA	19	109	76	ARGENTINA	22	78	54
MARTINIQUE	8	165	115	IRAN	551	652	456
JAMAICA	27	139	93	ISRAEL	1 014	744	521
ST LUCIA	24	73	49	JORDAN	6	87	60
BARBADOS	13	49	33	SAUDI ARABIA	115	301	215
TRINIDAD TOB	49	466	324	ARAB EMIRAT	44	101	69
ARUBA	14	57	40	OMAN	16	45	33
NETH ANTILL	26	194	134	INDIA	11 929	6 127	4 288
COLOMBIA	860	4 474	3 105	THAILAND	4 075	2 048	1 423
VENEZUELA	1 031	8 057	5 593	INDONESIA	170	268	189
ECUADOR	56	762	533	MALAYSIA	291	461	327
PERU	443	1 973	1 388	SINGAPORE	3 038	11 486	8 057
BRAZIL	6 259	51 171	35 819	CHINA	67 083	23 805	16 639
CHILE	2 747	9 258	6 475	SOUTH KOREA	3 121	4 758	3 328
BOLIVIA	27	236	165	JAPAN	81 810	207 978	145 414
PARAGUAY	33	387	263	TAIWAN	8 451	9 122	6 373
URUGUAY	108	719	502	HONG KONG	1 244	1 512	1 071
ARGENTINA	3 359	14 704	10 330	AUSTRALIA	9 621	3 035	2 119
CYPRUS	1 140	4 214	2 928	NEW ZEALAND	41	482	342
LEBANON	4 207	14 286	10 009	EXPORTS	3 504 284	5 152 586	3 599 988
SYRIA	3 768	8 730	6 129	FRANCE	443 159	571 421	399 131
IRAN	6 861	27 060	18 732	BELGIUM LUX	241 026	206 009	143 817
ISRAEL	7 365	22 518	15 777	NETHERLANDS	159 049	306 611	214 198
JORDAN	1 587	4 122	2 875	ITALY	134 033	313 257	218 988
SAUDI ARABIA	23 344	63 555	44 286	UNT D KINGDOM	351 654	363 762	254 091
KUWAIT	3 257	13 116	9 154	IRELAND	4 008	8 846	6 181
BAHRAIN	639	2 115	1 463	DENMARK	118 441	192 864	134 600
QATAR	716	2 380	1 661				
ARAB EMIRAT	13 423	41 978	29 364				
OMAN	1 709	6 081	4 266				
YEMEN	360	1 340	918				
PAKISTAN	814	4 068	2 790				

6 IMPORTS AND EXPORTS (SPECIAL TRADE) BY GROUPS OF THE SITC-REV. III AND BY COUNTRIES OF PRODUCTION AND CONSUMPTION 1995

GROUP COUNTRY	DT = 100 KG	1 000 DM	1 000 \$	GROUP COUNTRY	DT = 100 KG	1 000 DM	1 000 \$
GREECE	9 194	30 749	21 597	SAUDI ARABIA	5 272	16 166	11 263
PORTUGAL	8 345	19 048	13 228	KUWAIT	504	2 281	1 588
SPAIN	173 033	181 109	126 349	BAHRAIN	133	717	500
SWEDEN	263 918	260 973	181 780	QATAR	171	1 031	712
FINLAND	50 537	96 764	67 541	ARAB EMIRAT	2 970	13 754	9 564
AUSTRIA	299 115	360 385	251 417	OMAN	352	1 426	994
EU	2 255 512	2 911 798	2 032 918	YEMEN	19	138	93
CANARY IS	143	785	547	PAKISTAN	3 274	7 665	5 319
CEUTA MEL	472	1 575	1 102	INDIA	20 711	50 243	34 979
ICELAND	172	582	400	BANGLADESH	45	276	195
NORWAY	29 258	83 308	58 260	SRI LANKA	117	601	409
LIECHTENST	2 739	6 668	4 658	NEPAL	27	71	51
SWITZERLAND	86 052	204 798	143 282	MYANMAR	413	1 017	718
MALTA	94	476	335	THAILAND	10 085	26 417	18 568
TURKEY	9 426	27 304	19 480	VIETNAM	620	2 590	1 839
ESTONIA	1 103	775	548	INDONESIA	7 904	21 216	14 844
LATVIA	149	494	347	MALAYSIA	4 110	12 095	8 477
LITHUANIA	577	1 588	1 106	BRUNEI	44	448	306
POLAND	23 565	48 130	33 609	SINGAPORE	23 986	74 723	52 192
CZECH REPUB	71 548	63 906	44 664	PHILIPPINES	2 089	5 483	3 806
SLOVAKIA	13 992	9 331	6 525	CHINA	18 795	40 392	28 266
HUNGARY	48 974	57 786	40 368	NORTH KOREA	40	149	103
ROMANIA	3 205	8 246	5 835	SOUTH KOREA	77 079	141 234	98 696
BULGARIA	1 525	5 275	3 667	JAPAN	22 290	64 222	44 835
ALBANIA	9	138	98	TAIWAN	9 883	31 692	22 218
UKRAINE	855	2 853	1 962	HONG KONG	5 971	21 346	14 916
BELARUS	430	2 124	1 459	MACAO	2	57	40
RUSSIA	3 490	12 909	9 012	AUSTRALIA	23 173	57 339	40 023
KAZAKHSTAN	301	1 155	811	PAPUA NEW G	41	208	148
UZBEKISTAN	296	930	656	NEW ZEALAND	2 290	4 881	3 399
KYRGHYZSTAN	145	542	357	FIJI	14	42	31
SLOVENIA	5 517	9 788	6 849	UNID COUNTR	776	1 536	1 073
CROATIA	1 559	5 143	3 612				
SERB MONTNEG	7	64	45				
MACEDONIA	783	2 831	1 995	749 NON-ELECT MACH.PARTS,ETC			
MOROCCO	871	3 300	2 307	IMPORTS	555 701	1 228 001	858 244
ALGERIA	2 946	11 337	7 991	FRANCE	110 733	209 302	146 152
TUNISIA	1 313	5 261	3 684	BELGIUM LUX	36 762	80 626	56 197
LIBYA	1 270	8 777	6 189	NETHERLANDS	29 216	71 568	49 830
EGYPT	4 467	15 500	10 769	ITALY	58 741	132 405	92 778
SUDAN	114	527	374	UNITD KINGDOM	39 778	57 670	40 184
MAURITANIA	450	1 394	971	IRELAND	1 848	6 748	4 736
MALI	278	439	310	DENMARK	6 841	51 287	35 856
SENEGAL	514	1 080	760	GREECE	473	9 556	6 609
GUINEA	268	667	454	PORTUGAL	6 906	25 378	17 562
SIERRA LEONE	51	340	234	SPAIN	16 116	53 214	37 557
LIBERIA	18	103	72	SWEDEN	4 285	9 624	6 750
IVORY COAST	306	755	523	FINLAND	2 293	2 548	1 785
GHANA	412	1 559	1 081	AUSTRIA	21 588	75 939	53 075
TOGO	20	181	127	EU	333 980	785 865	549 071
NIGERIA	1 191	4 978	3 495	NORWAY	904	2 434	1 702
CAMEROON	28	257	178	LIECHTENST	20	334	238
GABON	42	153	104	SWITZERLAND	72 237	166 055	116 184
CONGO	19	91	61	MALTA	119	3 077	2 147
ZAIRE	29	207	144	TURKEY	1 151	2 701	1 890
BURUNDI	21	85	60	LITHUANIA	70	149	106
ANGOLA	18	70	47	POLAND	31 270	16 776	11 757
ETHIOPIA	78	319	216	CZECH REPUB	33 440	41 887	29 266
KENYA	3 025	5 487	3 855	SLOVAKIA	7 991	5 169	3 611
UGANDA	28	194	133	HUNGARY	22 327	31 408	21 960
TANZANIA	67	600	423	ROMANIA	708	1 248	874
MOZAMBIQUE	1	70	50	BULGARIA	988	787	541
MADAGASCAR	31	195	131	UKRAINE	1 410	157	106
REUNION	12	114	76	BELARUS	321	171	119
MAURITIUS	165	412	282	RUSSIA	3 099	1 591	1 110
ZAMBIA	37	155	109	SLOVENIA	2 828	4 619	3 213
ZIMBABWE	236	760	524	CROATIA	415	717	493
MALAWI	9	57	40	SERB MONTNEG	6	72	48
SOUTH AFRICA	34 375	86 208	60 294	MOROCCO	58	977	640
NAMIBIA	37	84	59	ALGERIA	48	1 804	1 284
LESOTHO	17	57	37	TUNISIA	55	131	90
USA	501 030	672 648	470 618	EGYPT	22	466	334
CANADA	35 855	56 558	39 542	SOUTH AFRICA	43	560	386
MEXICO	41 508	31 287	22 003	USA	15 694	71 880	50 240
GUATEMALA	90	288	152	CANADA	3 198	29 577	20 726
HONDURAS	17	120	80	MEXICO	152	594	417
EL SALVADOR	50	209	137	BRAZIL	557	858	597
NICARAGUA	3	49	37	ISRAEL	158	1 693	1 201
COSTA RICA	94	705	492	JORDAN	2	99	70
PANAMA	94	318	216	SAUDI ARABIA	68	80	57
CUBA	22	129	87	BAHRAIN	6	84	61
DOMINIC REP	89	430	300	ARAB EMIRAT	31	117	83
GUADELOUPE	10	126	80	INDIA	1 151	1 712	1 192
MARTINIQUE	19	138	89	SRI LANKA	27	181	126
JAMAICA	41	208	136	THAILAND	163	412	284
ST LUCIA	149	1 196	827	INDONESIA	371	471	325
BARBADOS	515	944	585	MALAYSIA	1 190	1 014	707
TRINIDAD TOB	266	601	417	SINGAPORE	600	2 800	1 966
NETH ANTILL	19	190	135	PHILIPPINES	24	188	134
COLOMBIA	2 540	7 342	5 164	CHINA	9 672	3 029	2 108
VENEZUELA	2 836	11 890	8 298	SOUTH KOREA	530	1 418	993
GUYANA	19	90	62	JAPAN	4 696	32 832	22 935
ECUADOR	539	2 617	1 838	TAIWAN	3 643	8 317	5 811
PERU	762	3 107	2 177	HONG KONG	45	453	318
BRAZIL	32 723	66 851	46 829	AUSTRALIA	81	745	522
CHILE	9 289	16 331	11 468	NEW ZEALAND	7	53	36
BOLIVIA	70	210	148				
PARAGUAY	83	442	309	EXPORTS	857 922	3 306 031	2 308 839
URUGUAY	679	2 475	1 724	FRANCE	176 620	306 931	213 942
ARGENTINA	2 012	8 640	6 042	BELGIUM LUX	58 715	132 336	91 906
CYPRUS	349	1 710	1 192	NETHERLANDS	50 216	154 289	107 658
LEBANON	1 062	3 507	2 426	ITALY	46 421	187 322	130 626
SYRIA	2 510	5 747	3 988	UNITD KINGDOM	48 626	167 582	117 065
IRAN	5 026	11 667	8 191	IRELAND	5 576	17 670	12 331
ISRAEL	5 074	15 436	10 770				
JORDAN	821	2 605	1 828				

6 IMPORTS AND EXPORTS (SPECIAL TRADE) BY GROUPS OF THE SITC-REV. III AND BY COUNTRIES OF PRODUCTION AND CONSUMPTION 1995

GROUP COUNTRY	DT = 100 KG	1 000 DM	1 000 \$	GROUP COUNTRY	DT = 100 KG	1 000 DM	1 000 \$
DENMARK	39 296	73 880	51 641	NETH ANTILL	12	202	139
GREECE	1 030	8 439	5 886	COLOMBIA	905	7 848	5 506
PORTUGAL	3 844	23 435	16 459	VENEZUELA	3 120	13 292	9 331
SPAIN	19 694	123 375	86 102	GUYANA	5	102	68
SWEDEN	35 285	92 019	64 221	SURINAME		111	79
FINLAND	9 295	25 980	18 159	FRENCH GUIAN	556	366	255
AUSTRIA	58 868	146 556	102 196	ECUADOR	136	1 991	1 388
EU	553 486	1 459 814	1 018 192	PERU	523	4 495	3 165
CANARY IS	28	733	514	BRAZIL	8 565	55 247	38 590
CEUTA MEL	44	345	244	CHILE	549	8 662	5 974
ICELAND	25	1 964	1 368	BOLIVIA	43	503	352
NORWAY	9 710	50 855	35 566	PARAGUAY	19	473	327
LIECHTENST	117	1 366	965	URUGUAY	87	1 697	1 201
SWITZERLAND	63 590	352 133	246 151	ARGENTINA	2 426	18 742	12 977
FAEROE IS	13	71	51	CYPRUS	145	2 277	1 599
MALTA	563	11 761	8 296	LEBANON	501	3 481	2 445
TURKEY	4 909	39 115	27 328	SYRIA	553	3 741	2 603
ESTONIA	18	1 808	1 266	IRAN	1 908	9 487	6 653
LATVIA	26	2 598	1 821	ISRAEL	6 021	43 588	30 488
LITHUANIA	225	4 053	2 837	JORDAN	3 443	3 719	2 597
POLAND	12 887	79 995	56 032	SAUDI ARABIA	3 614	23 038	16 142
CZECH REPUBL	28 028	126 276	88 028	KUWAIT	424	3 430	2 396
SLOVAKIA	2 163	16 275	11 394	BAHRAIN	219	2 161	1 511
HUNGARY	8 970	59 605	41 649	QATAR	561	1 907	1 351
ROMANIA	489	11 782	8 276	ARAB EMIRAT	3 508	15 452	10 846
BULGARIA	565	5 948	4 163	OMAN	187	1 286	897
ALBANIA	10	168	119	YEMEN	17	248	171
UKRAINE	97	3 966	2 761	AFGHANISTAN	2	46	32
BELARUS	213	2 523	1 767	PAKISTAN	685	4 275	2 945
MOLDOVA	12	363	252	INDIA	10 402	31 714	22 224
RUSSIA	2 513	26 080	18 272	BANGLADESH	19	697	481
GEORGIA	19	236	166	MALDIVES		61	41
AZERBAIJAN	1	118	81	SRI LANKA	152	2 212	1 535
KAZAKHSTAN	18	1 378	968	NEPAL		70	47
UZBEKISTAN	80	608	426	MYANMAR	19	119	82
KYRGHYZSTAN		99	69	THAILAND	2 452	16 364	11 432
SLOVENIA	2 941	20 536	14 370	LAOS		86	63
CROATIA	817	11 004	7 707	VIETNAM	27	880	606
BOS HERZEGOV	4	355	249	INDONESIA	3 437	13 677	9 594
SERB MONTNEG		93	66	MALAYSIA	3 485	19 048	13 315
MACEDONIA	530	1 765	1 233	BRUNEI	1	131	89
MOROCCO	1 714	5 603	3 925	SINGAPORE	3 321	39 494	23 375
ALGERIA	1 345	9 008	6 327	PHILIPPINES	2 340	11 579	8 103
TUNISIA	434	5 340	3 737	MONGOLIA		99	71
LIBYA	218	2 615	1 840	CHINA	8 177	35 668	24 908
EGYPT	2 397	15 486	10 848	NORTH KOREA	14	154	107
SUDAN	5	224	154	SOUTH KOREA	5 493	33 693	23 547
MAURITANIA		182	129	JAPAN	6 027	50 977	35 662
MALI	2	199	138	TAIWAN	4 842	25 112	17 546
BURKINA FASO		183	127	HONG KONG	2 043	25 553	17 901
CHAD		55	38	AUSTRALIA	5 653	31 189	21 716
CAPE VERDE		70	48	PAPUA NEW G	558	584	403
SENEGAL	10	208	148	NEW ZEALAND	139	4 159	2 897
GAMBIA		73	53	NEW CALEDON		226	156
GUINEA	3	204	140	FR POLYNESIA		74	55
SIERRA LEONE	1	62	44	UNID COUNTR	295	12 406	8 656
LIBERIA	1	49	34				
IVORY COAST	2	577	401				
GHANA	81	1 541	1 078	751 OFFICE MACHINES			
TOGO		118	85	IMPORTS	449 967	2 203 497	1 541 708
BENIN		193	134	FRANCE	56 422	273 404	191 659
NIGERIA	202	3 966	2 767	BELGIUM LUX	1 347	24 649	17 370
CAMEROON	11	410	288	NETHERLANDS	69 517	341 894	238 691
CENT AFR REP		45	32	ITALY	19 374	89 966	58 550
GABON	4	236	164	UNTD KINGDOM	35 394	162 268	113 662
CONGO		121	85	IRELAND	23	499	348
ZAIRE		232	162	DENMARK	654	1 698	1 183
RWANDA		141	99	GREECE	50	151	106
BURUNDI	2	134	96	PORTUGAL	2 055	1 824	1 270
ANGOLA	1	231	162	SPAIN	4 179	30 600	21 390
ETHIOPIA	25	799	559	SWEDEN	739	5 508	3 846
ERITREA		161	112	FINLAND	24	280	196
KENYA	148	2 263	1 583	AUSTRIA	222	1 688	1 184
UGANDA	4	327	230	EU	190 000	928 429	649 455
TANZANIA	11	460	319	NORWAY	1 255	10 488	7 327
SEYCHELLES	19	91	62	LIECHTENST	13	145	103
MOZAMBIQUE		74	51	SWITZERLAND	7 064	93 526	65 719
MADAGASCAR	5	241	184	TURKEY	629	576	400
REUNION	8	220	155	POLAND	303	433	300
MAURITIUS	77	574	398	CZECH REPUBL	16 864	31 167	21 844
ZAMBIA	1	288	202	SLOVAKIA	108	165	117
ZIMBABWE	24	1 130	792	HUNGARY	1 555	1 314	913
MALAWI	3	121	86	BULGARIA	541	671	474
SOUTH AFRICA	3 573	37 172	25 986	UKRAINE		48	33
NAMIBIA	6	189	131	RUSSIA	50	446	315
SWAZILAND		51	36	SLOVENIA	27	84	59
USA	49 295	255 011	178 363	SOUTH AFRICA	15	62	43
CANADA	6 404	41 719	29 154	USA	19 238	95 630	67 097
GREENLAND	10	160	115	CANADA	147	755	523
MEXICO	3 599	33 127	23 112	MEXICO	6 655	17 547	12 282
GUATEMALA	36	647	455	BRAZIL	20	80	57
HONDURAS	11	221	156	ARAB EMIRAT	7	195	136
EL SALVADOR	15	362	252	INDIA	238	182	130
NICARAGUA		81	58	THAILAND	5 152	23 373	16 419
COSTA RICA	14	550	385	INDONESIA	3 852	13 946	9 813
PANAMA	41	676	473	MALAYSIA	5 256	22 576	15 768
CUBA	15	413	289	SINGAPORE	5 511	56 853	39 801
BAHAMAS	4	49	33	CHINA	52 141	162 485	113 560
DOMINIC REP	15	493	347	SOUTH KOREA	7 472	25 907	18 087
GUADELOUPE	6	201	138	JAPAN	101 771	622 287	435 280
MARTINIQUE	5	200	143	TAIWAN	6 009	18 123	12 670
JAMAICA	146	1 314	923	HONG KONG	18 044	75 824	52 913
ST LUCIA	135	125	87				
BARBADOS		62	46				
TRINIDAD TOB	78	592	409				
ARUBA		74	52				

6 IMPORTS AND EXPORTS (SPECIAL TRADE) BY GROUPS OF THE SITC-REV. III AND BY COUNTRIES OF PRODUCTION AND CONSUMPTION 1995

GROUP COUNTRY	DT = 100 KG	1 000 DM	1 000 \$	GROUP COUNTRY	DT = 100 KG	1 000 DM	1 000 \$
EXPORTS	351 425	1 941 702	1 355 225	PARAGUAY	50	88	63
FRANCE	49 598	281 243	196 632	URUGUAY	43	148	104
BELGIUM LUX	12 020	68 086	47 478	ARGENTINA	245	2 499	1 728
NETHERLANDS	63 400	307 158	214 542	CYPRUS	238	991	685
ITALY	28 199	146 763	102 421	LEBANON	536	1 708	1 202
UNTD KINGDOM	43 168	240 370	168 120	SYRIA	172	527	367
IRELAND	405	2 296	1 587	IRAN	176	539	372
DENMARK	10 092	62 026	43 019	ISRAEL	1 176	3 270	2 292
GREECE	2 949	16 786	11 772	JORDAN	422	626	432
PORTUGAL	5 798	29 416	20 470	SAUDI ARABIA	805	2 148	1 498
SPAIN	13 216	75 138	52 633	KUWAIT	280	696	490
SWEDEN	9 732	77 161	53 988	BAHRAIN	83	2 290	1 626
FINLAND	4 270	22 138	15 367	QATAR	77	337	239
AUSTRIA	10 208	69 400	48 726	ARAB EMIRAT	576	1 712	1 193
EU	253 055	1 397 981	976 755	OMAN	108	971	688
CANARY IS	116	433	300	YEMEN	34	103	75
ICELAND	103	514	359	PAKISTAN	79	554	394
NORWAY	2 740	12 418	8 672	INDIA	162	875	599
LIECHTENST	17	78	55	SRI LANKA	42	250	174
SWITZERLAND	9 326	84 382	58 857	MYANMAR	38	1 127	780
ANDORRA	8	86	61	THAILAND	834	4 896	3 440
MALTA	202	759	540	LAOS	8	69	48
TURKEY	1 476	8 256	5 783	VIETNAM	60	229	160
ESTONIA	221	927	646	INDONESIA	417	2 550	1 778
LATVIA	152	936	658	MALAYSIA	688	2 323	1 628
LITHUANIA	451	2 001	1 394	SINGAPORE	2 399	12 710	8 908
POLAND	5 218	21 342	14 894	PHILIPPINES	579	1 871	1 169
CZECH REPUBL	10 005	30 038	21 024	CHINA	540	3 589	2 538
SLOVAKIA	1 494	8 774	6 087	NORTH KOREA	1	83	59
HUNGARY	2 048	7 940	5 524	SOUTH KOREA	374	2 833	1 998
ROMANIA	567	2 253	1 575	JAPAN	2 380	18 677	13 021
BULGARIA	866	8 437	5 954	TAIWAN	752	3 502	2 440
UKRAINE	694	3 386	2 345	HONG KONG	2 815	9 415	6 589
BELARUS	422	1 781	1 241	AUSTRALIA	1 815	7 008	4 906
MOLDOVA	5	124	85	NEW ZEALAND	418	1 666	1 157
RUSSIA	5 985	54 494	38 127	NEW CALEDON	42	109	76
GEORGIA	8	46	34	FR POLYNESIA	25	137	99
AZERBAIJAN	19	80	54	UNID COUNTR	29	137	94
KAZAKHSTAN	77	446	302				
UZBEKISTAN	111	3 894	2 778	752 AUTOMATC.DATA PROC.EQUIP			
KYRGHYZSTAN	23	134	94	IMPORTS	1 778 723	19 112 665	13 362 585
SLOVENIA	1 545	7 510	5 249	FRANCE	93 394	1 115 990	781 062
CROATIA	1 519	5 871	4 111	BELGIUM LUX	17 146	161 589	112 662
BOS HERZEGOV	81	265	195	NETHERLANDS	58 478	679 515	474 159
SERB MONTNEG	6	141	96	ITALY	45 668	636 925	444 835
MACEDONIA	388	1 103	773	UNTD KINGDOM	181 705	2 310 854	1 618 936
MOROCCO	304	1 484	1 043	IRELAND	58 057	1 033 567	727 478
ALGERIA	253	3 504	2 453	DENMARK	1 479	18 978	13 265
TUNISIA	260	900	629	GREECE	26	971	676
LIBYA	190	1 205	848	PORTUGAL	209	3 456	2 420
EGYPT	1 604	3 616	2 526	SPAIN	28 962	451 728	314 991
SUDAN	42	148	103	SWEDEN	3 225	67 040	47 001
BURKINA FASO	51	177	125	FINLAND	17 815	128 451	89 958
NIGER	16	65	45	AUSTRIA	1 431	45 414	32 113
CHAD	7	72	51	EU	507 595	6 654 478	4 659 556
SENEGAL	15	45	32	ICELAND	1	71	48
IVORY COAST	134	916	641	NORWAY	2 182	55 528	38 822
GHANA	79	421	292	SWITZERLAND	4 518	125 345	87 464
TOGO	15	56	38	ANDORRA	3	119	80
BENIN	24	95	67	MALTA	100	295	206
NIGERIA	382	13 670	9 587	TURKEY	74	1 518	1 051
CAMEROON	52	165	116	ESTONIA	1	49	34
CENT AFR REP	32	120	85	LITHUANIA	23	106	75
GABON	90	293	204	POLAND	502	2 694	1 876
ZAIRE	21	139	95	CZECH REPUBL	8 945	15 510	10 836
RWANDA	30	65	47	SLOVAKIA	111	340	228
ANGOLA	31	202	142	HUNGARY	2 899	16 719	11 683
ETHIOPIA	246	704	497	BULGARIA	9	103	70
ERITREA	23	75	53	RUSSIA	11	275	193
DJIBOUTI	10	56	38	SLOVENIA	217	643	447
KENYA	85	2 082	1 443	CROATIA	3	150	101
UGANDA	149	443	304	MOROCCO	41	420	291
TANZANIA	7	52	34	EGYPT	7	143	103
MOZAMBIQUE	14	58	41	RWANDA	1	71	51
MADAGASCAR	16	46	32	SOUTH AFRICA	101	2 039	1 426
REUNION	69	297	204	USA	168 309	3 652 192	2 552 291
MAURITIUS	25	66	45	CANADA	1 021	24 047	16 784
ZAMBIA	30	147	100	MEXICO	4 048	48 070	34 014
ZIMBABWE	12	57	40	BAHAMAS	1	43	31
MALAWI	42	2 346	1 609	BRAZIL	376	1 689	1 179
SOUTH AFRICA	1 044	6 481	4 547	CHILE	1	89	61
USA	18 570	78 202	54 774	ARGENTINA	70	1 085	763
CANADA	1 133	5 362	3 742	SYRIA	1	78	56
MEXICO	5 587	48 483	32 173	ISRAEL	688	24 297	17 031
GUATEMALA	107	205	143	SAUDI ARABIA	5	98	67
HONDURAS	41	82	56	ARAB EMIRAT	42	715	502
EL SALVADOR	65	139	97	INDIA	75	1 257	878
COSTA RICA	19	73	51	SRI LANKA		144	97
PANAMA	47	154	108	NEPAL	186	2 688	1 896
DOMINIC REP	24	1 388	1 005	THAILAND	61 945	410 832	287 997
GUADELOUPE	33	104	70	INDONESIA	11 357	27 388	18 989
MARTINIQUE	40	117	82	MALAYSIA	80 892	491 412	342 401
CAYMAN IS	8	44	32	SINGAPORE	63 153	1 465 061	1 022 648
ST LUCIA	8	45	30	PHILIPPINES	13 984	145 231	101 346
BARBADOS	20	48	35	CHINA	100 663	418 351	291 802
TRINIDAD TOB	21	76	51	NORTH KOREA	70	423	292
NETH ANTILL	24	67	48	SOUTH KOREA	103 863	401 071	279 957
COLOMBIA	300	1 112	789	JAPAN	262 593	3 374 141	2 357 956
VENEZUELA	159	1 036	712	TAIWAN	375 043	1 717 443	1 199 330
ECUADOR	16	64	44	HONG KONG	2 572	22 425	15 586
PERU	219	580	406	AUSTRALIA	348	4 989	3 462
BRAZIL	319	1 626	1 132	NEW ZEALAND	2	165	116
CHILE	608	1 866	1 301				
BOLIVIA	16	64	44				

6 IMPORTS AND EXPORTS (SPECIAL TRADE) BY GROUPS OF THE SITC-REV. III AND BY COUNTRIES OF PRODUCTION AND CONSUMPTION 1995

GROUP COUNTRY	DT = 100 KG	1 000 DM	1 000 \$	GROUP COUNTRY	DT = 100 KG	1 000 DM	1 000 \$
EXPORTS	729 271	10 582 204	7 390 083	PERU	27	996	679
FRANCE	102 067	1 412 160	986 722	BRAZIL	506	15 573	10 848
BELGIUM LUX	38 324	474 819	331 688	CHILE	73	2 085	1 470
NETHERLANDS	98 181	1 127 632	788 100	BOLIVIA	4	201	146
ITALY	65 530	827 769	578 304	PARAGUAY	25	665	461
UNTD KINGDOM	83 985	1 544 131	1 078 085	URUGUAY	26	211	149
IRELAND	4 054	69 451	48 634	ARGENTINA	639	10 455	7 304
DENMARK	20 836	268 529	187 454	CYPRUS	348	5 576	3 892
GREECE	8 169	74 364	51 907	LEBANON	333	3 613	2 504
PORTUGAL	8 741	108 028	75 369	SYRIA	44	1 382	983
SPAIN	29 924	412 124	287 683	IRAN	1 039	18 279	12 763
SWEDEN	22 410	357 812	249 180	ISRAEL	2 522	48 851	33 927
FINLAND	11 681	179 241	124 988	AUTON TERRIT	1	66	46
AUSTRIA	54 266	645 694	449 683	JORDAN	136	2 100	1 475
EU	548 168	7 501 754	5 237 797	SAUDI ARABIA	1 235	30 807	21 671
CANARY IS	201	1 158	797	KUWAIT	508	5 798	4 053
ICELAND	875	9 257	6 486	BAHRAIN	843	10 582	7 421
NORWAY	8 168	148 045	103 453	QATAR	179	1 919	1 357
LIECHTENST	11	513	355	ARAB EMIRAT	962	16 584	11 589
SWITZERLAND	35 093	618 783	431 714	OMAN	68	1 362	953
MALTA	360	3 268	2 265	YEMEN	44	566	392
TURKEY	6 102	73 762	51 742	PAKISTAN	214	3 029	2 082
ESTONIA	263	2 062	1 447	INDIA	495	13 986	9 791
LATVIA	351	4 315	3 008	BANGLADESH	83	859	600
LITHUANIA	504	4 531	3 151	SRI LANKA	83	1 490	1 042
POLAND	12 227	136 750	95 492	NEPAL		50	35
CZECH REPUB	12 213	134 081	93 539	MYANMAR	5	222	155
SLOVAKIA	3 305	35 386	24 713	THAILAND	868	13 854	9 698
HUNGARY	7 696	70 669	49 050	VIETNAM	45	1 149	802
ROMANIA	1 837	14 819	10 338	CAMBODIA	1	61	43
BULGARIA	1 105	9 663	6 791	INDONESIA	176	5 300	3 692
ALBANIA	37	435	307	MALAYSIA	1 325	41 418	29 050
UKRAINE	2 478	16 324	11 414	BRUNEI	157	8 342	5 835
BELARUS	2 105	9 551	6 672	SINGAPORE	1 906	38 348	26 657
MOLDOVA	81	883	623	PHILIPPINES	285	6 041	4 209
RUSSIA	15 418	138 976	96 985	MONGOLIA	29	400	289
GEORGIA	25	399	280	CHINA	1 098	29 190	20 434
AZERBAIJAN	11	140	93	SOUTH KOREA	759	32 891	22 920
KAZAKHSTAN	249	15 950	11 224	JAPAN	3 276	90 586	63 327
UZBEKISTAN	244	2 582	1 790	TAIWAN	1 236	33 196	23 540
TADJIKISTAN	23	355	252	HONG KONG	1 859	24 866	17 405
KYRGHYZSTAN	29	319	223	MACAO	4	109	77
SLOVENIA	3 860	33 204	23 103	AUSTRALIA	1 417	38 452	26 935
CROATIA	2 076	16 726	11 702	NEW ZEALAND	196	3 631	2 545
BOS HERZEGOV	31	303	215	NEW CALEDON	5	60	40
MACEDONIA	394	2 087	1 470	UNID COUNTR	1	100	70
MOROCCO	264	4 315	3 032	759 PARTS, FOR OFFICE MACHINS			
ALGERIA	1 048	11 566	8 056	IMPORTS	914 924	10 340 261	7 216 385
TUNISIA	315	4 983	3 516	FRANCE	30 847	407 412	284 914
LIBYA	41	1 995	1 399	BELGIUM LUX	6 244	101 853	71 362
EGYPT	614	16 547	11 593	NETHERLANDS	42 083	449 949	313 422
SUDAN	4	181	122	ITALY	43 950	309 598	216 310
MAURITANIA	4	94	62	UNTD KINGDOM	35 637	611 815	424 233
MALI	2	55	38	IRELAND	16 659	255 116	178 026
BURKINA FASO	10	146	103	DENMARK	801	22 228	15 477
CAPE VERDE	4	68	49	GREECE	10	619	433
SENEGAL	5	114	79	PORTUGAL	770	6 119	4 266
GUINEA	2	60	41	SPAIN	7 712	52 536	36 670
SIERRA LEONE	3	95	63	SWEDEN	2 133	45 087	31 463
IVORY COAST	11	446	312	FINLAND	481	6 475	4 500
GHANA	46	1 760	1 222	AUSTRIA	3 032	51 573	36 155
TOGO	18	3 218	2 167	EU	190 359	2 320 378	1 617 231
BENIN	1	52	34	CANARY IS		88	62
NIGERIA	70	1 359	948	ICELAND	1	91	61
CAMEROON	29	463	325	NORWAY	456	8 468	5 919
CENT AFR REP	6	54	39	SWITZERLAND	7 871	105 027	73 449
GABON	7	770	520	ANDORRA	1	108	78
CONGO	13	219	155	MALTA	36	36 273	25 367
ZAIRE	21	158	111	TURKEY	102	1 522	1 062
RWANDA	4	89	62	LATVIA	1	46	33
ANGOLA	30	549	387	LITHUANIA	91	233	164
ETHIOPIA	43	804	558	POLAND	7 614	9 487	6 658
ERITREA	20	228	161	CZECH REPUB	28 671	37 255	26 067
DJIBOUTI		47	34	SLOVAKIA	961	2 369	1 656
KENYA	255	2 262	1 587	HUNGARY	7 795	123 262	86 283
UGANDA	34	648	455	ROMANIA	37	104	73
TANZANIA	16	415	290	BULGARIA	423	687	488
MOZAMBIQUE	1	68	47	UKRAINE	81	135	95
MAURITIUS	44	689	485	BELARUS	114	159	107
ZAMBIA	42	873	613	RUSSIA	7	363	249
ZIMBABWE	169	2 564	1 796	SLOVENIA	368	2 022	1 424
MALAWI	50	918	631	MOROCCO	2	302	211
SOUTH AFRICA	4 970	80 300	55 960	TUNISIA	2	108	76
NAMIBIA	20	342	242	SOUTH AFRICA	70	1 749	1 225
USA	28 865	893 958	583 504	USA	113 674	3 046 686	2 126 891
CANADA	449	11 675	8 171	CANADA	9 025	355 529	247 349
GREENLAND	2	62	44	MEXICO	1 655	54 756	38 582
MEXICO	288	8 760	6 162	PANAMA	4	146	104
BERMUDA	1	53	38	DOMINICA	18	140	97
GUATEMALA	2	114	78	BRAZIL	22	912	632
HONDURAS	10	54	38	CHILE	84	659	457
EL SALVADOR	12	297	203	ARGENTINA	18	968	669
COSTA RICA	26	908	624	ISRAEL	336	13 818	9 678
PANAMA	10	328	233	SAUDI ARABIA		78	55
CUBA		55	40	ARAB EMIRAT	12	123	85
DOMINIC REP	4	108	76	INDIA	235	354	246
GUADELOUPE	75	1 041	729	SRI LANKA		128	88
MARTINIQUE	16	268	191	THAILAND	13 815	46 950	32 695
BARBADOS	6	203	141	INDONESIA	2 414	1 421	992
TRINIDAD TOB	6	127	90	MALAYSIA	3 207	16 144	11 302
COLOMBIA	353	6 822	4 754	SINGAPORE	15 109	506 497	353 751
VENEZUELA	198	3 774	2 622	PHILIPPINES	251	4 265	2 974
FRENCH GUIAN	11	228	156	CHINA	110 582	494 133	344 121
ECUADOR	62	1 084	759				

6 IMPORTS AND EXPORTS (SPECIAL TRADE) BY GROUPS OF THE SITC-REV. III AND BY COUNTRIES OF PRODUCTION AND CONSUMPTION 1995

GROUP COUNTRY	DT = 100 KG	1 000 DM	1 000 \$	GROUP COUNTRY	DT = 100 KG	1 000 DM	1 000 \$
SOUTH KOREA	4 909	135 535	95 018	QATAR	7	96	66
JAPAN	192 391	1 776 249	1 240 810	ARAB EMIRAT	62	1 406	979
TAIWAN	193 353	1 104 840	771 378	OMAN	9	261	183
HONG KONG	8 473	124 147	86 486	PAKISTAN	10	251	175
MACAO	16	59	41	INDIA	352	5 858	4 103
AUSTRALIA	170	4 770	3 346	SRI LANKA	11	529	368
NEW ZEALAND	39	266	186	MYANMAR	2	144	99
EXPORTS	409 353	6 025 932	4 206 336	THAILAND	178	37 623	26 464
FRANCE	48 785	705 373	492 926	VIETNAM	34	243	170
BELGIUM LUX	11 767	254 078	177 574	INDONESIA	84	1 386	959
NETHERLANDS	83 205	844 783	589 818	MALAYSIA	284	5 647	3 956
ITALY	26 884	371 069	258 395	SINGAPORE	3 817	88 744	62 481
UNITD KINGDOM	55 150	872 140	610 375	PHILIPPINES	109	1 554	1 088
IRELAND	15 954	46 203	32 209	CHINA	405	9 626	6 755
DENMARK	9 505	134 465	94 291	NORTH KOREA	2	50	33
GREECE	3 044	34 573	24 190	SOUTH KOREA	313	11 001	7 701
PORTUGAL	7 728	55 253	38 665	JAPAN	3 026	140 092	97 466
SPAIN	11 579	198 080	138 320	TAIWAN	879	21 761	15 195
SWEDEN	5 826	99 896	69 708	HONG KONG	1 902	29 313	20 466
FINLAND	2 951	68 924	48 101	AUSTRALIA	479	12 082	8 464
AUSTRIA	12 768	210 805	146 824	NEW ZEALAND	29	758	526
EU	295 146	3 895 642	2 721 396	UNITD COUNTR	95	1 308	911
CANARY IS	24	335	230	761 TELEVISION RECEIVERS ETC			
ICELAND	91	1 166	809	IMPORTS	1 186 900	2 729 523	1 904 934
NORWAY	1 516	29 411	20 555	FRANCE	167 587	331 352	231 033
LIECHTENST	10	222	156	BELGIUM LUX	63 014	191 364	133 107
SWITZERLAND	20 430	551 135	380 896	NETHERLANDS	5 953	17 978	12 513
MALTA	72	1 460	1 018	ITALY	72 715	145 323	101 804
TURKEY	897	23 421	16 391	UNITD KINGDOM	222 751	477 500	332 843
ESTONIA	160	996	697	IRELAND	13 588	33 733	23 333
LATVIA	71	1 108	781	DENMARK	964	2 807	1 959
LITHUANIA	115	1 095	771	PORTUGAL	397	2 073	1 449
POLAND	5 922	69 270	48 353	SPAIN	142 335	267 749	187 046
CZECH REPUBL	9 172	60 631	42 257	SWEDEN	3 832	21 376	14 566
SLOVAKIA	1 000	9 191	6 406	FINLAND	63 742	150 267	105 358
HUNGARY	5 583	158 783	111 060	AUSTRIA	171 011	423 970	296 908
ROMANIA	356	4 492	3 131	EU	927 889	2 065 492	1 442 309
BULGARIA	116	2 003	1 388	NORWAY	14	504	359
ALBANIA	3	169	121	SWITZERLAND	2 078	4 580	3 192
UKRAINE	301	5 371	3 748	MALTA	1 288	2 948	2 085
BELARUS	442	2 282	1 595	TURKEY	78 797	113 224	78 930
MOLDOVA	11	141	96	POLAND	9 004	10 909	7 683
RUSSIA	2 039	25 661	17 875	HUNGARY	6 857	16 961	11 780
AZERBAIJAN	5	72	51	SLOVENIA	12 584	26 146	18 327
KAZAKHSTAN	18	443	314	CROATIA	78	127	90
UZBEKISTAN	20	215	152	ERITREA	4	186	132
SLOVENIA	609	7 420	5 181	SOUTH AFRICA	1	346	251
CROATIA	602	5 178	3 610	USA	706	11 820	8 272
BOS HERZEGOV	7	93	63	CANADA	9	206	142
SERB MONTNEG	3	50	35	ISRAEL	3 687	9 201	6 341
MACEDONIA	321	1 168	804	ARAB EMIRAT	123	269	185
MOROCCO	464	2 125	1 489	INDIA	10 503	16 167	11 303
ALGERIA	84	1 695	1 175	THAILAND	21 880	37 118	25 794
TUNISIA	146	1 453	1 011	INDONESIA	1 905	3 906	2 641
LIBYA	45	1 521	1 070	MALAYSIA	7 411	19 347	13 498
EGYPT	170	1 730	1 204	SINGAPORE	4 457	8 169	5 728
SUDAN	5	64	44	PHILIPPINES	9 367	20 850	14 490
BURKINA FASO	2	52	39	CHINA	36 694	104 941	73 303
CHAD	1	42	30	SOUTH KOREA	19 721	61 143	42 431
IVORY COAST	10	132	92	JAPAN	12 324	138 119	96 146
GHANA	33	415	292	TAIWAN	13 423	43 461	30 159
NIGERIA	7	238	166	HONG KONG	6 075	13 332	9 325
CAMEROON	3	72	52	EXPORTS	687 481	1 590 541	1 108 956
CENT AFR REP	4	64	44	FRANCE	136 524	287 108	200 451
ZAIRE	1	66	45	BELGIUM LUX	24 658	67 735	47 197
RWANDA	13	369	252	NETHERLANDS	58 678	149 943	104 908
ANGOLA	9	126	87	ITALY	86 398	182 551	127 433
ETHIOPIA	18	158	108	UNITD KINGDOM	63 865	125 337	87 386
KENYA	26	192	134	IRELAND	1 028	2 171	1 509
UGANDA	7	70	47	DENMARK	18 855	44 755	31 021
TANZANIA	6	196	136	GREECE	9 069	21 339	14 922
MOZAMBIQUE	9	73	53	PORTUGAL	13 866	32 906	22 971
REUNION	10	181	126	SPAIN	58 234	127 532	89 026
MAURITIUS	111	111	80	SWEDEN	49 891	103 596	72 179
ZAMBIA	7	74	52	FINLAND	16 690	38 352	26 558
ZIMBABWE	4	77	54	AUSTRIA	50 250	127 085	88 368
MALAWI		56	39	EU	588 006	1 310 410	913 929
SOUTH AFRICA	1 083	21 712	15 212	CANARY IS	1 286	2 895	2 036
USA	37 968	649 703	454 213	CEUTA MEL	191	416	291
CANADA	6 903	36 646	25 558	ICELAND	484	1 079	757
MEXICO	3 449	42 435	29 915	NORWAY	6 849	17 203	11 863
GUATEMALA	20	46	32	SWITZERLAND	32 885	97 651	68 094
DOMINIC REP		43	30	ANDORRA	69	190	130
GUADELOUPE	4	125	87	MALTA	714	1 688	1 169
MARTINIQUE	5	214	149	TURKEY	9 593	34 095	23 828
COLOMBIA	25	924	652	ESTONIA	305	929	645
VENEZUELA	284	1 643	1 144	LATVIA	496	1 082	754
FRENCH GUIAN	5	202	145	LITHUANIA	383	1 740	1 208
ECUADOR		62	43	POLAND	2 452	6 554	4 572
PERU	14	132	90	CZECH REPUBL	7 822	19 500	13 558
BRAZIL	226	4 623	3 209	SLOVAKIA	2 672	2 482	1 729
CHILE	27	663	468	HUNGARY	2 264	6 201	4 283
PARAGUAY	5	76	54	ROMANIA	2 700	1 225	847
ARGENTINA	46	2 003	1 396	BULGARIA	705	2 192	1 529
CYPRUS	42	894	627	ALBANIA	264	365	247
LEBANON	66	1 252	842	UKRAINE	1 035	3 058	2 127
SYRIA	12	304	212	BELARUS	122	378	267
IRAN	79	5 655	4 009	RUSSIA	7 428	16 885	11 654
ISRAEL	682	11 928	8 340	KAZAKHSTAN	48	817	584
AUTON TERRIT		54	38	SLOVENIA	1 804	5 440	3 794
JORDAN	13	216	153	CROATIA	4 676	12 758	8 856
SAUDI ARABIA	89	2 569	1 793				
KUWAIT	29	756	525				
BAHRAIN	11	531	371				

6 IMPORTS AND EXPORTS (SPECIAL TRADE) BY GROUPS OF THE SITC-REV. III AND BY COUNTRIES OF PRODUCTION AND CONSUMPTION 1995

GROUP COUNTRY	DT = 100 KG	1 000 DM	1 000 \$	GROUP COUNTRY	DT = 100 KG	1 000 DM	1 000 \$
BOS HERZEGOV	201	438	301	SWITZERLAND	2 854	21 878	15 290
SERB MONTNEG	41	143	101	MALTA	33	217	147
MACEDONIA	965	1 227	852	TURKEY	637	5 260	3 657
MOROCCO	460	1 166	801	ESTONIA	41	188	132
ALGERIA	70	613	432	LATVIA	29	147	99
TUNISIA	105	526	366	LITHUANIA	37	156	109
LIBYA	75	532	373	POLAND	1 789	7 638	5 226
EGYPT	243	999	698	CZECH REPUBL	1 947	13 047	9 113
NIGERIA	8	54	37	SLOVAKIA	161	2 567	1 802
DJIBOUTI	13	48	34	HUNGARY	527	2 397	1 658
UGANDA	14	48	34	ROMANIA	113	378	264
MAURITIUS	29	84	55	BULGARIA	51	244	171
SOUTH AFRICA	78	434	304	UKRAINE	41	373	259
USA	115	2 723	1 913	BELARUS	20	98	68
CANADA	6	194	131	RUSSIA	691	3 073	2 134
PANAMA	528	825	582	GEORGIA	15	125	90
BRAZIL	7	217	149	KAZAKHSTAN	48	65	46
CHILE	3	116	81	UZBEKISTAN	45	113	81
PARAGUAY	610	1 788	1 248	SLOVENIA	571	4 151	2 889
ARGENTINA	3	52	35	CROATIA	863	4 005	2 815
CYPRUS	645	1 808	1 266	BOS HERZEGOV	74	297	205
LEBANON	263	481	336	SERB MONTNEG	11	89	63
SYRIA	6	69	48	MACEDONIA	92	383	262
IRAN	16	186	128	MOROCCO	14	239	168
ISRAEL	3 168	6 896	4 814	TUNISIA	19	124	86
JORDAN	102	217	152	LIBYA		50	34
SAUDI ARABIA	30	139	97	EGYPT	20	217	150
BAHRAIN	26	80	54	RWANDA	1	58	38
QATAR	13	41	30	SOUTH AFRICA	426	9 358	6 558
ARAB EMIRAT	721	2 113	1 480	USA	298	5 549	3 793
YEMEN	13	63	42	CANADA	10	158	110
INDIA	117	471	327	ECUADOR		64	44
THAILAND	91	309	213	BRAZIL	427	5 513	3 931
VIETNAM	2	43	30	CHILE	2	62	44
INDONESIA	15	353	240	ARGENTINA	60	857	588
MALAYSIA	157	952	665	CYPRUS	55	552	386
SINGAPORE	786	2 157	1 496	LEBANON	65	3 692	2 553
PHILIPPINES	25	1 059	748	SYRIA	3	66	47
CHINA	158	591	419	IRAN	10	1 824	1 219
SOUTH KOREA	23	405	285	ISRAEL	168	1 198	840
JAPAN	33	1 004	701	JORDAN	5	49	34
TAIWAN	13	82	56	SAUDI ARABIA	7	148	103
HONG KONG	43	368	253	KUWAIT	16	267	183
AUSTRALIA	3 884	9 880	6 893	QATAR	12	45	32
NAURU	15	45	32	ARAB EMIRAT	84	998	691
NEW ZEALAND	141	385	263	INDIA	3	61	42
MARSHALL ISL	3	50	35	THAILAND	148	3 236	2 272
UNID COUNTR	11	89	58	INDONESIA	7	93	66
				MALAYSIA	101	1 781	1 254
				BRUNEI	4	201	141
				SINGAPORE	484	7 342	5 100
				CHINA	80	1 001	701
				SOUTH KOREA	46	369	255
				JAPAN	2	68	48
				TAIWAN	243	6 302	4 385
				HONG KONG	302	1 838	1 287
				AUSTRALIA	120	1 703	1 187
				NEW ZEALAND	30	376	262
				SHIPS SUPPL	1	50	33
				UNID COUNTR	21	123	85
762 RADIO-BROADCAST RECEIVER				763 SOUND RECORDER, PHONOGRPH			
IMPORTS	617 985	2 449 335	1 710 591	IMPORTS	337 270	2 022 248	1 411 261
FRANCE	26 761	132 260	92 708	FRANCE	31 845	208 893	146 424
BELGIUM LUX	1 657	7 965	5 598	BELGIUM LUX	2 395	21 581	15 005
NETHERLANDS	4 292	22 085	15 597	NETHERLANDS	1 178	11 572	8 082
ITALY	48	404	282	ITALY	118	1 806	1 277
UNTD KINGDOM	15 498	71 192	49 728	UNTD KINGDOM	35 744	218 458	152 250
DENMARK	1 446	4 981	3 539	IRELAND	920	9 280	6 472
PORTUGAL	55 220	554 407	388 321	DENMARK	430	1 918	1 343
SPAIN	480	1 699	1 186	PORTUGAL	6 528	25 185	17 671
SWEDEN	22	769	545	SPAIN	4 141	22 000	15 275
AUSTRIA	511	2 156	1 508	SWEDEN	118	1 936	1 365
EU	105 937	797 945	559 028	FINLAND	2	50	33
SWITZERLAND	54	511	357	AUSTRIA	34 099	194 017	135 203
POLAND	352	913	641	EU	117 518	716 698	500 402
CZECH REPUBL	34	210	145	NORWAY	7	117	81
SLOVAKIA	13	130	92	SWITZERLAND	583	8 855	6 184
HUNGARY	2 508	5 813	4 057	TURKEY	10	125	90
UKRAINE	29	354	252	POLAND	1 164	5 437	3 794
SLOVENIA	12	308	210	CZECH REPUBL	504	1 400	977
USA	206	2 253	1 563	SLOVAKIA	29	162	110
CANADA	5	55	41	HUNGARY	13 282	60 265	42 173
BRAZIL	19	139	99	RUSSIA	1	139	99
BOLIVIA	29	700	491	SLOVENIA	4	637	418
THAILAND	86	384	270	USA	1 217	17 463	12 191
INDONESIA	12 848	34 669	24 187	CANADA	25	616	435
MALAYSIA	126 575	494 698	344 520	BRAZIL	1	52	36
SINGAPORE	37 481	146 882	102 435	ISRAEL	55	1 186	835
PHILIPPINES	1 516	8 338	5 784	INDIA	79	93	65
CHINA	247 243	493 347	343 715	THAILAND	2 385	12 761	8 971
SOUTH KOREA	23 222	66 324	46 187	INDONESIA	6 760	25 093	17 466
JAPAN	49 840	361 331	252 672	MALAYSIA	33 500	121 599	84 693
TAIWAN	2 213	14 220	9 932	SINGAPORE	26 049	112 490	78 465
HONG KONG	7 780	19 719	13 848	PHILIPPINES	515	4 888	3 423
EXPORTS	96 377	701 558	488 754	CHINA	48 485	207 613	145 265
FRANCE	18 679	124 136	86 484	SOUTH KOREA	11 476	48 634	33 932
BELGIUM LUX	5 526	49 892	34 767	JAPAN	67 696	643 727	448 714
NETHERLANDS	7 956	41 739	29 082	TAIWAN	4 666	26 450	18 425
ITALY	7 077	54 881	38 206	HONG KONG	1 228	5 511	3 851
UNTD KINGDOM	7 449	77 891	54 419	AUSTRALIA	21	83	56
IRELAND	451	4 844	3 381				
DENMARK	5 511	29 245	20 346				
GREECE	2 309	13 922	9 712				
PORTUGAL	3 515	21 910	15 187				
SPAIN	6 664	51 932	36 138				
SWEDEN	3 812	23 690	16 545				
FINLAND	1 945	14 286	9 988				
AUSTRIA	10 619	60 648	42 189				
EU	81 513	569 016	396 454				
CANARY IS	22	62	44				
ICELAND	25	105	75				
NORWAY	659	8 736	6 076				
LIECHTENST	109	608	426				

6 IMPORTS AND EXPORTS (SPECIAL TRADE) BY GROUPS OF THE SITC-REV. III AND BY COUNTRIES OF PRODUCTION AND CONSUMPTION 1995

GROUP COUNTRY	DT = 100 KG	1 000 DM	1 000 \$	GROUP COUNTRY	DT = 100 KG	1 000 DM	1 000 \$
EXPORTS	203 739	1 338 820	934 431	PORTUGAL	11 346	105 755	73 940
FRANCE	23 506	177 300	124 012	SPAIN	28 688	68 382	47 804
BELGIUM LUX	11 667	82 465	57 502	SWEDEN	18 027	617 224	432 735
NETHERLANDS	18 019	121 450	84 751	FINLAND	7 268	211 370	147 760
ITALY	18 221	103 117	71 914	AUSTRIA	21 254	252 789	177 904
UNTD KINGDOM	50 322	288 112	201 174	EU	412 429	4 053 964	2 836 697
IRELAND	1 659	9 744	6 806	CANARY IS	6	187	125
DENMARK	8 681	50 992	35 559	ICELAND	3	168	115
GREECE	2 926	15 803	10 980	NORWAY	2 750	49 372	34 509
PORTUGAL	7 270	42 120	29 541	LIECHTENST	18	56	39
SPAIN	15 610	84 709	59 303	SWITZERLAND	14 837	349 655	244 507
SWEDEN	9 799	63 994	44 496	MALTA	165	5 094	3 575
FINLAND	3 493	21 755	15 120	TURKEY	1 456	9 740	6 802
AUSTRIA	11 422	79 174	55 125	ESTONIA	242	336	238
EU	182 595	1 140 735	796 283	LATVIA	6 414	1 991	1 391
CANARY IS	114	935	655	LITHUANIA	1 368	3 177	2 114
ICELAND	67	452	321	POLAND	26 722	69 489	48 608
NORWAY	2 266	18 243	12 720	CZECH REPUB	21 165	93 321	65 448
LIECHTENST	7	494	345	SLOVAKIA	2 855	17 699	12 999
SWITZERLAND	5 571	51 214	35 710	HUNGARY	24 600	117 063	81 921
ANDORRA	3	65	45	ROMANIA	365	573	402
MALTA	48	468	322	BULGARIA	1 369	1 032	730
TURKEY	625	10 425	7 296	UKRAINE	585	300	206
ESTONIA	16	172	118	BELARUS	370	179	125
LATVIA	8	241	169	RUSSIA	950	3 474	2 448
LITHUANIA	44	465	314	KAZAKHSTAN	20	229	161
POLAND	984	8 772	6 126	UZBEKISTAN	1 2	150	107
CZECH REPUB	1 340	12 105	8 395	SLOVENIA	1 538	7 585	5 302
SLOVAKIA	128	1 371	956	CROATIA	18	274	188
HUNGARY	441	3 321	2 280	MOROCCO	11	176	125
ROMANIA	30	960	662	TUNISIA	9 447	17 706	12 381
BULGARIA	30	680	470	EGYPT	23	459	315
UKRAINE	54	855	593	NIGERIA	20	450	309
BELARUS	154	864	598	KENYA	3	199	140
RUSSIA	369	5 993	4 148	SOUTH AFRICA	484	12 104	8 515
KAZAKHSTAN	24	166	118	USA	75 257	1 586 131	1 107 486
TURKMENISTAN		174	124	CANADA	2 242	46 770	32 848
SLOVENIA	123	2 043	1 407	MEXICO	3 933	13 740	9 676
CROATIA	521	5 625	3 950	EL SALVADOR	3	62	42
BOS HERZEGOV	17	113	77	COLOMBIA	10	287	197
MACEDONIA	16	360	248	VENEZUELA	18	380	269
MOROCCO	51	580	403	FRENCH GUIAN	14	257	177
ALGERIA	13	5 026	3 547	BRAZIL	1 044	5 291	3 711
TUNISIA	11	166	115	CHILE	2	447	317
LIBYA	10	729	512	BOLIVIA	3	48	35
EGYPT	34	1 320	926	URUGUAY	16	92	63
MAURITANIA	2	77	51	ARGENTINA	172	2 267	1 603
GHANA	1	106	77	CYPRUS	4	237	166
KENYA	8	116	78	LEBANON	9	509	359
MAURITIUS		53	37	SYRIA	5	224	152
SOUTH AFRICA	91	746	519	IRAN	34	57	41
BOTSWANA	27	181	113	ISRAEL	3 940	205 418	143 365
USA	4 436	24 769	17 326	SAUDI ARABIA	5	236	166
CANADA	37	480	334	KUWAIT	2	3 171	2 184
MEXICO	30	196	134	BAHRAIN	5	261	179
GUATEMALA	23	67	45	ARAB EMIRAT	20	810	571
GRENADA		80	55	OMAN	5	181	127
NETH ANTILL	12	73	50	PAKISTAN	8	234	163
PERU	3	60	43	INDIA	1 205	1 985	1 391
BRAZIL	22	615	427	SRI LANKA	22	527	371
CHILE	36	403	284	THAILAND	25 930	55 208	38 603
PARAGUAY	8	92	67	VIETNAM	2	93	64
ARGENTINA	43	722	505	CAMBODIA	3	59	42
CYPRUS	28	298	209	INDONESIA	5 140	28 022	19 669
SYRIA	3	255	169	MALAYSIA	54 718	279 075	195 249
IRAN	23	1 567	1 087	SINGAPORE	17 853	102 024	70 978
ISRAEL	894	6 193	4 299	PHILIPPINES	5 140	34 592	24 070
JORDAN	5	99	69	CHINA	168 312	435 177	303 758
SAUDI ARABIA	19	1 160	818	SOUTH KOREA	92 074	428 502	299 214
KUWAIT	12	281	195	JAPAN	146 121	1 850 092	1 292 334
BAHRAIN	3	442	311	TAIWAN	100 295	349 850	244 908
ARAB EMIRAT	20	335	230	HONG KONG	12 659	46 146	32 308
INDIA	32	404	285	AUSTRALIA	617	17 742	12 233
SRI LANKA	3	54	35	NEW ZEALAND	114	3 173	2 220
THAILAND	37	711	495	UNID COUNTR	17	457	312
VIETNAM	2	84	58	EXPORTS	768 508	12 356 302	8 636 833
INDONESIA	12	421	294	FRANCE	63 865	1 118 063	781 249
MALAYSIA	38	955	673	BELGIUM LUX	33 880	694 246	486 318
BRUNEI	18	245	175	NETHERLANDS	55 708	599 399	420 132
SINGAPORE	633	5 832	4 056	ITALY	26 137	723 634	506 354
MONGOLIA	1	128	89	UNTD KINGDOM	38 460	707 961	494 951
CHINA	112	1 378	962	IRELAND	2 529	36 479	25 490
NORTH KOREA	1	74	53	DENMARK	13 967	199 187	138 958
SOUTH KOREA	270	2 747	1 930	GREECE	4 723	97 604	68 440
JAPAN	307	5 161	3 644	PORTUGAL	11 453	151 939	106 552
TAIWAN	174	1 065	741	SPAIN	20 136	239 174	167 280
HONG KONG	245	2 152	1 509	SWEDEN	11 869	249 664	174 436
AUSTRALIA	268	1 706	1 177	FINLAND	9 765	170 471	119 958
NEW ZEALAND	45	267	185	AUSTRIA	46 014	526 541	367 814
SHIPS SUPPL	1	53	37	EU	338 506	5 514 362	3 857 992
UNID COUNTR	3	116	79	CANARY IS	275	1 318	913
764 TELECOMM.EQUIP.PARTS NES				ICELAND	214	4 185	2 945
IMPORTS	1 247 259	10 316 634	7 211 986	NORWAY	8 512	169 325	118 265
FRANCE	38 099	571 998	399 806	LIECHTENST	364	1 174	823
BELGIUM LUX	44 470	232 483	162 306	SWITZERLAND	26 575	530 035	370 425
NETHERLANDS	34 489	335 854	234 328	FAEROE IS	14	187	133
ITALY	61 268	315 298	221 429	ANDORRA	21	266	188
UNTD KINGDOM	81 136	1 046 967	732 142	GIBRALTAR	15	504	357
IRELAND	9 853	120 850	84 160	VATICAN CITY	17	216	148
DENMARK	55 247	127 347	89 246	MALTA	163	1 696	1 176
GREECE	1 284	47 647	33 137	SAN MARINO	2	58	38
				TURKEY	6 921	200 486	140 515
				ESTONIA	214	3 161	2 204
				LATVIA	1 970	3 427	2 380

6 IMPORTS AND EXPORTS (SPECIAL TRADE) BY GROUPS OF THE SITC-REV. III AND BY COUNTRIES OF PRODUCTION AND CONSUMPTION 1995

GROUP COUNTRY	DT = 100 KG	1 000 DM	1 000 \$	GROUP COUNTRY	DT = 100 KG	1 000 DM	1 000 \$
LITHUANIA	774	13 624	9 292	INDIA	6 463	76 582	53 651
POLAND	17 777	163 799	114 313	BANGLADESH	382	2 998	2 087
CZECH REPUB	27 661	249 966	174 438	MALDIVES		73	48
SLOVAKIA	5 566	82 223	57 585	SRI LANKA	100	2 246	1 573
HUNGARY	23 433	201 672	140 707	NEPAL	924	9 195	6 370
ROMANIA	4 926	37 033	25 876	MYANMAR	480	3 291	2 260
BULGARIA	5 280	38 562	27 045	THAILAND	8 135	145 193	101 262
ALBANIA	26	136	92	LAOS	81	538	382
UKRAINE	4 258	32 885	23 147	VIETNAM	3 113	45 737	31 882
BELARUS	2 435	6 430	4 488	INDONESIA	16 395	270 198	188 659
MOLDOVA	211	2 342	1 626	MALAYSIA	9 196	154 851	108 675
RUSSIA	29 197	452 396	316 864	BRUNEI	392	18 459	13 006
GEORGIA	94	1 571	1 122	SINGAPORE	4 640	140 291	97 552
ARMENIA	4	227	160	PHILIPPINES	9 108	126 231	88 031
AZERBAIJAN	23	450	310	MONGOLIA	199	3 873	2 732
KAZAKHSTAN	1 051	15 623	10 877	CHINA	29 605	487 709	334 617
TURKMENISTAN	677	1 552	1 093	NORTH KOREA	9	190	132
UZBEKISTAN	869	14 062	9 801	SOUTH KOREA	2 342	44 308	31 117
TADJIKISTAN	4	333	232	JAPAN	2 015	62 909	44 142
KYRGYZSTAN	9	338	237	TAIWAN	6 591	109 993	76 842
SLOVENIA	2 961	44 353	31 158	HONG KONG	10 009	270 859	189 832
CROATIA	4 184	36 305	25 349	MACAO	15	551	385
BOS HERZEGOV	289	931	649	AUSTRALIA	4 000	249 675	174 722
MACEDONIA	326	4 817	3 372	PAPUA NEW G	51	620	438
MOROCCO	3 285	35 476	24 859	NEW ZEALAND	212	10 955	7 667
ALGERIA	720	9 833	6 899	NEW CALEDON	39	134	94
TUNISIA	6 191	15 854	11 052	FIJI	31	1 208	862
LIBYA	1 686	35 842	25 408	FR POLYNESIA	3	220	156
EGYPT	9 489	57 196	39 968	MARSHALL ISL	57	718	502
SUDAN	2 225	17 850	12 298	POLAR REG	1	100	71
MAURITANIA	2	57	37	SHIPS SUPPL	3	96	64
MALI	5	79	56	UNID COUNTR	251	1 600	1 120
BURKINA FASO	4	51	34				
CAPE VERDE	5	117	77				
SENEGAL	62	2 121	1 516	771 ELECT POWER MACHNY.PARTS			
GUINEA	3	163	113	IMPORTS	823 136	2 323 037	1 624 517
IVORY COAST	7	221	153	FRANCE	79 640	151 894	106 129
GHANA	115	816	571	BELGIUM LUX	16 177	31 132	21 826
TOGO	6	84	58	NETHERLANDS	16 054	46 404	32 545
BENIN	167	1 880	1 301	ITALY	79 015	115 135	80 391
NIGERIA	382	22 526	15 789	UNITD KINGDOM	25 206	166 408	116 398
CAMEROON	300	1 703	1 182	IRELAND	3 153	29 529	20 582
GABON	17	228	156	DENMARK	10 791	14 706	10 296
CONGO	2	159	111	GREECE	635	524	365
ZAIRE	6	159	111	PORTUGAL	29 151	34 578	24 200
RWANDA	32	810	558	SPAIN	6 249	21 988	15 407
BURUNDI	4	62	43	SWEDEN	4 246	21 119	14 779
ANGOLA	6	246	170	FINLAND	47 827	84 081	59 099
ETHIOPIA	157	907	645	AUSTRIA	32 462	158 019	110 791
ERITREA	2	88	62	EU	350 606	875 517	612 748
DJIBOUTI	6	139	94	CANARY IS	4	136	96
KENYA	41	1 028	723	NORWAY	1 212	13 718	9 547
UGANDA	118	2 173	1 496	LIECHTENST	346	2 298	1 615
TANZANIA	20	328	223	SWITZERLAND	64 819	164 658	115 027
SEYCHELLES	8	716	505	SAN MARINO	503	610	427
MOZAMBIQUE	292	1 047	745	TURKEY	51 364	40 910	28 626
MADAGASCAR	10	97	68	ESTONIA	144	495	347
REUNION	35	76	55	LATVIA	3 911	8 889	6 242
MAURITIUS	462	2 124	1 471	LITHUANIA	1	43	30
COMOROS	3	148	107	POLAND	26 716	36 736	25 736
ZAMBIA		44	31	CZECH REPUB	54 826	97 051	67 901
ZIMBABWE	41	1 619	1 143	SLOVAKIA	4 652	8 487	5 928
MALAWI	198	5 617	3 902	HUNGARY	32 716	63 749	44 624
SOUTH AFRICA	7 307	314 180	219 256	ROMANIA	347	2 240	1 571
NAMIBIA	277	4 911	3 417	BULGARIA	190	537	373
BOTSWANA	2	386	274	UKRAINE	7 069	2 266	1 587
LESOTHO		45	32	BELARUS	221	238	168
USA	23 197	509 927	357 282	RUSSIA	2 525	1 271	894
CANADA	869	13 974	9 795	SLOVENIA	14 152	19 770	13 791
MEXICO	5 842	50 490	35 212	CROATIA	12 583	20 604	14 396
GUATEMALA	449	3 784	2 617	MACEDONIA	221	1 459	1 020
HONDURAS	230	12 149	8 491	MOROCCO	8	411	285
EL SALVADOR	468	8 276	5 826	ALGERIA	2	62	43
NICARAGUA	425	6 646	4 636	TUNISIA	13 237	35 118	24 568
COSTA RICA	200	3 256	2 289	LIBYA	3	68	44
PANAMA	170	128	89	SOUTH AFRICA	55	737	512
CUBA	2	83	59	USA	22 661	210 838	147 334
ST VINCENT	3	300	200	CANADA	5 472	16 874	11 762
NETH ANTILL	82	1 266	914	MEXICO	176	913	628
COLOMBIA	8 900	89 025	61 932	COSTA RICA	3	479	336
VENEZUELA	2 507	17 140	11 896	VENEZUELA	2 307	6 702	4 737
FRENCH GUIAN	8	71	50	BRAZIL	384	4 180	2 940
ECUADOR	14	369	253	ARGENTINA	10	85	60
PERU	30	1 158	797	SYRIA	24	258	183
BRAZIL	6 555	174 521	122 616	IRAN	14	96	66
CHILE	730	9 580	6 729	ISRAEL	1 165	4 741	3 306
BOLIVIA	262	3 290	2 298	SAUDI ARABIA		55	39
PARAGUAY	270	5 969	4 162	BAHRAIN		49	33
URUGUAY	139	2 119	1 498	ARAB EMIRAT	258	313	223
ARGENTINA	4 659	102 258	71 180	INDIA	2 026	3 138	2 193
CYPRUS	334	6 317	4 419	SRI LANKA	1 447	1 643	1 149
LEBANON	7 595	84 279	58 437	NEPAL	12	622	431
SYRIA	5 630	63 313	43 794	THAILAND	5 524	22 460	15 578
IRAN	15 171	206 884	145 361	INDONESIA	714	1 459	1 021
ISRAEL	3 992	41 338	28 991	MALAYSIA	6 554	56 934	39 779
AUTON TERRIT	1	76	52	BRUNEI	2	47	32
JORDAN	1 595	14 938	10 429	SINGAPORE	3 721	22 894	15 948
SAUDI ARABIA	6 008	140 079	98 483	PHILIPPINES	1 557	8 991	6 298
KUWAIT	446	17 898	12 588	CHINA	69 136	115 475	80 762
BAHRAIN	34	805	558	SOUTH KOREA	5 257	44 885	31 468
QATAR	43	1 715	1 186	JAPAN	17 159	231 176	161 779
ARAB EMIRAT	3 889	70 539	49 611	TAIWAN	21 240	91 480	63 856
OMAN	668	13 234	9 137	HONG KONG	12 248	69 887	48 644
YEMEN	12	292	207	MACAO		48	34
AFGHANISTAN	361	164	109	AUSTRALIA	836	1 488	1 033
PAKISTAN	4 342	66 093	46 356				

6 IMPORTS AND EXPORTS (SPECIAL TRADE) BY GROUPS OF THE SITC-REV. III AND BY COUNTRIES OF PRODUCTION AND CONSUMPTION 1995

GROUP COUNTRY	DT = 100 KG	1 000 DM	1 000 \$	GROUP COUNTRY	DT = 100 KG	1 000 DM	1 000 \$
NEW ZEALAND	737	6 359	4 454	QATAR	164	772	549
EXPORTS	1 143 266	3 337 639	2 333 457	ARAB EMIRAT	14 589	12 890	9 004
FRANCE	72 432	318 647	222 798	OMAN	127	377	255
BELGIUM LUX	35 674	94 388	66 072	YEMEN	4	162	117
NETHERLANDS	77 609	192 118	134 280	PAKISTAN	2 457	7 284	5 130
ITALY	50 008	260 892	182 577	INDIA	3 121	16 755	11 752
UNITED KINGDOM	86 155	255 621	178 706	BANGLADESH	594	924	651
IRELAND	5 696	26 789	18 643	SRI LANKA	2 424	991	691
DENMARK	23 540	53 010	37 076	NEPAL	130	265	182
GREECE	4 240	13 898	9 716	MYANMAR	8	92	58
PORTUGAL	36 893	62 049	43 320	THAILAND	26 680	46 752	32 584
SPAIN	35 078	114 453	80 218	VIETNAM	236	1 403	962
SWEDEN	39 746	92 228	64 442	INDONESIA	14 179	29 614	20 880
FINLAND	25 483	72 234	50 295	MALAYSIA	19 422	24 963	17 821
AUSTRIA	57 672	216 242	151 091	BRUNEI	4 670	6 678	4 575
EU	550 226	1 772 569	1 239 234	SINGAPORE	24 112	59 212	41 362
CANARY IS	18	191	131	PHILIPPINES	7 359	8 711	6 095
ICELAND	172	615	424	MONGOLIA	68	71	46
NORWAY	14 082	38 522	26 962	CHINA	14 919	41 209	28 895
LIECHTENST	707	2 943	2 085	NORTH KOREA	35	160	112
SWITZERLAND	62 610	234 859	164 232	SOUTH KOREA	6 357	36 841	25 776
MALTA	273	931	653	JAPAN	2 395	18 117	12 671
TURKEY	6 473	22 348	15 602	TAIWAN	15 128	28 400	19 827
ESTONIA	87	889	619	HONG KONG	8 124	20 257	14 225
LATVIA	5 485	9 824	6 890	AUSTRALIA	8 202	26 939	18 751
LITHUANIA	180	577	401	PAPUA NEW G	24	63	43
POLAND	21 915	51 967	36 330	NEW ZEALAND	239	1 818	1 281
CZECH REPUBL	63 529	116 885	81 784	UNID COUNTR	602	1 595	1 116
SLOVAKIA	7 565	20 301	14 216	772 ELEC.SWITCH.RELAY.CIRCUT			
HUNGARY	24 643	48 572	34 076	IMPORTS	1 123 070	6 959 705	4 868 082
ROMANIA	2 903	6 948	4 881	FRANCE	116 431	664 537	465 799
BULGARIA	1 460	2 505	1 767	BELGIUM LUX	35 194	233 812	163 259
ALBANIA	277	312	214	NETHERLANDS	36 966	242 883	169 775
UKRAINE	307	1 657	1 143	ITALY	62 857	282 074	197 340
BELARUS	37	233	161	UNITED KINGDOM	81 811	380 334	265 990
MOLDOVA	5	44	32	IRELAND	14 327	153 376	106 845
RUSSIA	1 511	9 286	6 497	DENMARK	9 616	74 756	52 267
KAZAKHSTAN	165	668	463	GREECE	11 196	38 432	26 968
UZBEKISTAN	20	180	128	PORTUGAL	29 286	128 733	89 984
SLOVENIA	4 879	14 557	10 179	SPAIN	45 135	195 683	136 876
CROATIA	3 760	12 572	8 787	SWEDEN	6 195	33 787	23 638
BOS HERZEGOV	28	70	51	FINLAND	3 538	21 069	14 763
MACEDONIA	155	1 505	1 038	AUSTRIA	61 583	397 992	278 876
MOROCCO	275	868	602	EU	514 135	2 847 468	1 992 380
ALGERIA	396	2 648	1 830	NORWAY	7 186	38 860	27 127
TUNISIA	13 389	25 331	17 612	LIECHTENST	781	8 596	6 055
LIBYA	777	3 772	2 642	SWITZERLAND	79 954	869 218	607 996
EGYPT	5 672	4 855	3 407	MALTA	2 674	26 566	18 587
SUDAN	15	104	74	TURKEY	3 096	9 323	6 522
NIGER	215	500	355	ESTONIA	12	147	104
CAPE VERDE	10	73	52	LATVIA	12	148	102
IVORY COAST	7	90	62	LITHUANIA	270	363	257
GHANA	118	702	488	POLAND	59 412	99 469	69 403
BENIN	22	53	37	CZECH REPUBL	121 488	286 535	200 454
NIGERIA	2 178	2 402	1 683	SLOVAKIA	9 448	26 688	18 690
ZAIRE	27	53	35	HUNGARY	56 155	206 942	144 793
RWANDA	1 324	899	637	ROMANIA	1 940	8 485	5 958
BURUNDI	154	141	101	BULGARIA	2 275	4 863	3 410
ETHIOPIA	105	155	111	UKRAINE	28	221	153
ERITREA	34	184	129	BELARUS	6	120	81
DJIBOUTI	93	88	62	RUSSIA	1 538	12 287	8 582
KENYA	120	611	411	UZBEKISTAN	9	60	42
TANZANIA	306	299	203	SLOVENIA	17 282	49 138	34 462
MOZAMBIQUE	29	195	140	CROATIA	15 581	47 828	33 402
MADAGASCAR	14	82	55	MACEDONIA	94	103	69
MAURITIUS	17	77	52	MOROCCO	1 668	1 747	1 225
ZAMBIA	6	67	47	TUNISIA	17 157	89 488	62 674
ZIMBABWE	37	161	116	UGANDA	20	157	114
MALAWI	25	160	114	SOUTH AFRICA	1 150	11 348	7 884
SOUTH AFRICA	4 754	19 806	13 835	SWAZILAND	2	48	34
BOTSWANA	1	49	35	USA	43 879	628 050	438 815
LESOTHO	42	100	67	CANADA	974	13 335	9 311
USA	76 127	320 200	223 559	MEXICO	2 856	44 233	30 954
CANADA	6 350	46 034	32 145	COSTA RICA	922	5 568	3 874
MEXICO	679	5 262	3 624	PANAMA	6	56	41
GUATEMALA	45	212	145	DOMINIC REP	14	327	230
HONDURAS	15	92	66	COLOMBIA	6	65	45
EL SALVADOR	40	269	186	BRAZIL	6 073	26 428	18 508
COSTA RICA	48	300	209	BOLIVIA	60	205	145
CUBA	193	224	158	ARGENTINA	47	357	252
BAHAMAS	29	52	37	IRAN	6	110	77
JAMAICA	550	406	281	ISRAEL	13 284	79 757	55 656
TRINIDAD TOB	12	239	168	SAUDI ARABIA	43	305	211
NETH ANTILL	147	206	146	KUWAIT	4	732	489
COLOMBIA	465	2 608	1 806	QATAR	1	79	56
VENEZUELA	612	3 526	2 435	ARAB EMIRAT	16	325	222
GUYANA	114	68	47	INDIA	1 572	8 734	6 123
ECUADOR	18	282	198	SRI LANKA	81	1 150	807
PERU	136	450	316	NEPAL	16	224	146
BRAZIL	5 399	26 123	18 209	THAILAND	3 559	29 161	20 353
CHILE	600	1 654	1 155	INDONESIA	77	884	614
BOLIVIA	431	1 551	1 103	MALAYSIA	7 219	63 293	44 251
PARAGUAY	17	176	120	SINGAPORE	11 212	140 086	97 615
URUGUAY	51	178	120	PHILIPPINES	4 313	52 373	36 768
ARGENTINA	952	9 621	6 706	CHINA	24 938	87 703	61 418
CYPRUS	2 333	1 770	1 241	NORTH KOREA	6	59	41
LEBANON	1 394	964	677	SOUTH KOREA	8 049	45 061	31 468
SYRIA	6 957	8 235	5 732	JAPAN	40 334	815 537	571 026
IRAQ	12 812	25 570	17 987	TAIWAN	31 280	174 143	121 649
ISRAEL	27 537	31 379	21 894	HONG KONG	6 642	59 087	41 116
JORDAN	892	924	637	MACAO		46	31
SAUDI ARABIA	13 510	11 347	7 844	AUSTRALIA	1 938	31 956	22 391
KUWAIT	4 009	6 056	4 211	NEW ZEALAND	142	3 173	2 222
BAHRAIN	606	503	356				

6 IMPORTS AND EXPORTS (SPECIAL TRADE) BY GROUPS OF THE SITC-REV. III AND BY COUNTRIES OF PRODUCTION AND CONSUMPTION 1995

GROUP COUNTRY	DT = 100 KG	1 000 DM	1 000 \$	GROUP COUNTRY	DT = 100 KG	1 000 DM	1 000 \$
AM OCEANIA	7	182	126	BAHAMAS	75	137	97
UNID COUNTR	24	120	82	DOMINIC REP	24	204	140
EXPORTS	2 539 553	15 506 070	10 838 237	GUADELOUPE	4	100	65
FRANCE	191 640	1 189 688	831 983	DOMINICA	16	103	74
BELGIUM LUX	137 387	703 624	491 668	MARTINIQUE	4	98	61
NETHERLANDS	180 764	871 118	609 049	JAMAICA	80	413	275
ITALY	195 144	1 440 824	1 007 341	TRINIDAD TOB	38	616	431
UNTD KINGDOM	180 149	1 049 975	733 245	ARUBA	12	44	31
IRELAND	28 032	118 412	82 589	NETH ANTILL	112	438	304
DENMARK	47 074	245 486	171 401	COLOMBIA	3 626	24 264	17 025
GREECE	18 843	84 386	58 948	VENEZUELA	1 460	23 952	16 608
PORTUGAL	56 380	337 606	235 903	SURINAME	27	120	84
SPAIN	122 994	687 866	480 344	ECUADOR	908	4 415	3 068
SWEDEN	80 669	608 743	424 489	PERU	847	5 559	3 850
FINLAND	35 261	235 976	165 021	BRAZIL	15 197	134 645	94 254
AUSTRIA	162 958	820 013	572 585	CHILE	4 383	24 000	16 668
EU	1 437 295	8 393 717	5 864 566	BOLIVIA	336	3 507	2 477
CANARY IS	9 716	24 692	17 502	PARAGUAY	149	921	643
CEUTA MEL	3	53	39	URUGUAY	99	1 051	739
ICELAND	2 143	7 922	5 566	ARGENTINA	10 732	60 713	42 569
NORWAY	34 052	190 292	133 148	CYPRUS	1 066	4 840	3 382
LIECHTENST	1 096	13 955	9 814	LEBANON	1 783	6 594	4 574
SWITZERLAND	128 433	871 731	609 394	SYRIA	3 295	12 218	8 549
ANDORRA	6	71	49	IRAQ	14	49	35
MALTA	1 284	10 549	7 364	IRAN	9 278	58 226	40 777
SAN MARINO	264	1 134	784	ISRAEL	31 054	220 327	153 398
TURKEY	23 144	156 752	109 455	JORDAN	840	4 073	2 860
ESTONIA	684	2 440	1 703	SAUDI ARABIA	18 292	149 956	105 340
LATVIA	602	3 021	2 108	KUWAIT	4 229	53 053	37 258
LITHUANIA	1 240	4 796	3 344	BAHRAIN	367	2 085	1 459
POLAND	61 354	250 416	175 057	QATAR	1 415	13 352	9 442
CZECH REPUBL	127 048	548 200	383 477	ARAB EMIRAT	12 356	78 974	55 352
SLOVAKIA	13 860	90 095	63 039	OMAN	1 160	5 307	3 645
HUNGARY	49 292	272 002	190 253	YEMEN	78	644	448
ROMANIA	3 959	32 449	22 633	PAKISTAN	10 001	66 267	46 812
BULGARIA	4 024	18 436	12 921	INDIA	8 538	79 590	55 760
ALBANIA	110	1 211	851	BANGLADESH	400	4 297	3 005
UKRAINE	1 073	9 368	6 549	MALDIVES	39	160	113
BELARUS	778	4 864	3 401	SRI LANKA	550	3 305	2 314
MOLDOVA	30	472	330	NEPAL	91	696	493
RUSSIA	9 753	70 736	49 326	MYANMAR	6	221	154
GEORGIA	75	283	196	THAILAND	16 531	113 326	79 393
ARMENIA	40	77	54	VIETNAM	2 578	6 602	4 607
AZERBAIJAN	20	242	173	INDONESIA	15 087	92 944	64 781
KAZAKHSTAN	335	5 047	3 512	MALAYSIA	10 871	79 813	55 739
TURKMENISTAN	291	585	407	BRUNEI	918	13 971	9 332
UZBEKISTAN	249	4 402	2 957	SINGAPORE	42 458	260 746	182 520
TADJIKISTAN	18	58	41	PHILIPPINES	6 779	50 537	35 491
KYRGHYZSTAN	32	97	68	MONGOLIA	50	195	134
SLOVENIA	7 596	58 377	40 817	CHINA	34 957	243 670	170 347
CROATIA	9 427	48 291	33 784	NORTH KOREA	17	212	146
BOS HERZEGOV	152	1 024	716	SOUTH KOREA	18 624	201 698	140 867
SERB MONTNEG	23	132	134	JAPAN	18 123	142 361	99 589
MACEDONIA	325	3 155	2 192	TAIWAN	15 829	101 617	70 924
MOROCCO	2 989	9 384	6 606	HONG KONG	25 873	139 433	97 539
ALGERIA	608	7 526	5 256	MACAO	110	629	430
TUNISIA	18 079	78 472	54 779	AUSTRALIA	26 930	132 791	92 828
LIBYA	1 054	12 967	9 084	PAPUA NEW G	16	94	62
EGYPT	12 127	58 468	40 918	NEW ZEALAND	3 400	14 775	10 346
SUDAN	804	3 507	2 429	NEW CALEDON	4	88	58
MAURITANIA	17	131	94	FR POLYNESIA	1	73	44
BURKINA FASO	86	895	616	MICRONESIA	80	488	339
CHAD	61	248	177	SHIPS SUPPL	25	215	151
CAPE VERDE	20	103	72	UNID COUNTR	824	4 886	3 410
IVORY COAST	18	522	363				
GHANA	497	4 177	2 918	773 ELECTR DISTRIBT.EQPT NES			
TOGO	180	719	484	IMPORTS	3 761 154	4 388 520	3 068 136
BENIN	21	50	31	FRANCE	336 454	267 599	187 055
NIGERIA	1 842	17 483	12 424	BELGIUM LUX	174 484	136 510	95 313
CAMEROON	268	1 844	1 308	NETHERLANDS	120 252	108 929	76 438
CENT AFR REP	4	47	32	ITALY	386 006	238 057	166 519
GABON	4	108	70	UNTD KINGDOM	122 814	138 515	96 824
CONGO	10	158	114	IRELAND	11 849	55 013	38 426
ZAIRE	68	601	423	DENMARK	51 694	25 123	17 698
RWANDA	39	232	160	GREECE	3 907	1 771	1 229
BURUNDI	229	705	495	PORTUGAL	171 994	483 499	336 738
ANGOLA	35	199	139	SPAIN	48 337	37 813	26 442
ETHIOPIA	182	856	570	SWEDEN	89 094	42 770	30 049
ERITREA	35	177	125	FINLAND	8 830	8 342	5 885
KENYA	201	1 785	1 239	AUSTRIA	277 621	347 875	243 362
UGANDA	64	829	584	EU	1 803 336	1 891 816	1 321 978
TANZANIA	251	1 102	776	ICELAND		43	31
SEYCHELLES	2	50	36	NORWAY	12 559	14 282	10 002
MOZAMBIQUE	29	474	328	LIECHTENST	183	192	132
MADAGASCAR	21	177	124	SWITZERLAND	117 826	254 039	177 654
REUNION	4	61	42	ANDORRA	1 555	1 155	831
MAURITIUS	29	464	321	MALTA	222	1 634	1 142
ZAMBIA	23	242	171	TURKEY	126 099	231 296	161 777
ZIMBABWE	283	1 456	1 028	ESTONIA	88	45	32
MALAWI	278	2 539	1 658	LATVIA	31	55	40
SOUTH AFRICA	21 060	152 136	106 363	LITHUANIA	1 340	3 999	2 815
NAMIBIA	53	254	184	POLAND	566 092	299 227	209 631
BOTSWANA	10	154	111	CZECH REPUBL	200 841	306 454	214 503
USA	129 682	1 165 186	815 217	SLOVAKIA	183 092	145 986	102 277
CANADA	11 482	90 375	63 067	HUNGARY	195 563	385 110	269 452
MEXICO	21 280	121 138	84 427	ROMANIA	52 884	99 829	69 614
GUATEMALA	310	2 459	1 711	BULGARIA	31 932	16 087	11 209
BELIZE	19	135	95	UKRAINE	4 585	7 341	5 178
HONDURAS	232	2 412	1 696	BELARUS	2 691	582	392
EL SALVADOR	184	1 774	1 243	RUSSIA	67 022	14 723	10 338
NICARAGUA	482	2 748	1 921	KYRGHYZSTAN	86	58	41
COSTA RICA	968	3 561	2 491	SLOVENIA	21 094	33 172	23 213
PANAMA	155	1 307	901	CROATIA	6 755	4 224	2 961
CUBA	158	1 464	1 032	MACEDONIA	70 272	22 924	16 065

6 IMPORTS AND EXPORTS (SPECIAL TRADE) BY GROUPS OF THE SITC-REV. III AND BY COUNTRIES OF PRODUCTION AND CONSUMPTION 1995

GROUP COUNTRY	DT = 100 KG	1 000 DM	1 000 \$	GROUP COUNTRY	DT = 100 KG	1 000 DM	1 000 \$
MOROCCO	382	1 065	743	NAMIBIA	1 646	2 791	1 990
TUNISIA	48 047	121 210	84 634	LESOTHO	128	170	117
LIBYA	46	219	151	USA	49 466	141 460	99 009
SOUTH AFRICA	5 345	15 458	10 837	CANADA	3 383	7 845	5 501
USA	77 146	234 567	163 778	MEXICO	11 967	24 605	17 094
CANADA	1 926	3 525	2 451	GUATEMALA	1 643	843	590
MEXICO	2 113	14 656	10 278	HONDURAS	80	58	41
BRAZIL	829	935	646	EL SALVADOR	815	1 073	724
ARGENTINA	5	61	40	NICARAGUA	517	332	227
ISRAEL	2 872	6 509	4 530	COSTA RICA	1 608	1 486	1 049
ARAB EMIRAT	200	145	103	PANAMA	509	908	630
INDIA	464	673	468	CUBA	21	53	36
SRI LANKA	2	112	77	BAHAMAS	95	200	143
THAILAND	2 517	8 100	5 626	JAMAICA	8 191	5 811	4 086
INDONESIA	20	127	88	TRINIDAD TOB	1 718	1 306	894
MALAYSIA	5 025	12 452	8 649	ARUBA	591	288	199
SINGAPORE	1 749	14 308	9 943	NETH ANTILL	825	447	311
PHILIPPINES	889	2 194	1 523	COLOMBIA	660	1 952	1 365
CHINA	99 577	84 579	59 081	VENEZUELA	1 012	2 244	1 562
SOUTH KOREA	2 549	5 722	4 009	SURINAME	372	230	158
JAPAN	6 346	62 871	43 916	FRENCH GUIAN	77	224	158
TAIWAN	30 908	55 628	38 835	ECUADOR	171	351	242
HONG KONG	4 787	8 013	5 590	PERU	270	386	267
AUSTRALIA	145	458	317	BRAZIL	11 252	35 011	24 557
NEW ZEALAND	960	434	300	CHILE	2 010	2 225	1 554
EXPORTS	3 035 764	4 159 370	2 907 185	BOLIVIA	2 610	3 428	2 400
FRANCE	253 685	301 937	211 035	PARAGUAY	128	248	174
BELGIUM LUX	179 393	193 929	135 500	URUGUAY	113	390	274
NETHERLANDS	240 426	239 119	167 404	ARGENTINA	1 798	4 598	3 230
ITALY	72 859	129 274	90 319	CYPRUS	438	634	438
UNTD KINGDOM	140 668	353 743	247 797	LEBANON	403	322	223
IRELAND	25 560	27 411	19 242	SYRIA	11 075	9 426	6 721
DENMARK	107 264	88 557	61 921	IRAN	41 347	24 880	17 475
GREECE	11 543	13 251	9 235	ISRAEL	34 695	31 836	22 288
PORTUGAL	60 098	100 630	70 319	JORDAN	1 584	1 088	755
SPAIN	90 227	165 782	115 975	SAUDI ARABIA	12 010	30 786	21 693
SWEDEN	71 628	108 005	75 330	KUWAIT	21 395	27 977	19 527
FINLAND	27 121	55 886	39 433	BAHRAIN	594	543	382
AUSTRIA	266 227	272 937	190 505	QATAR	10 383	5 881	4 015
EU	1 546 699	2 050 461	1 434 015	ARAB EMIRAT	38 390	19 390	13 471
CANARY IS	349	1 009	691	OMAN	629	794	549
CEUTA MEL	162	57	39	YEMEN	88	195	137
ICELAND	3 122	2 547	1 777	AFGHANISTAN	296	272	192
NORWAY	27 092	30 209	21 135	PAKISTAN	2 119	3 560	2 523
LIECHTENST	643	953	668	INDIA	11 526	15 338	10 611
SWITZERLAND	139 801	155 850	108 983	BANGLADESH	72	464	329
MALTA	932	3 314	2 310	MALDIVES	185	133	91
TURKEY	38 781	60 064	41 931	SRI LANKA	137	338	234
ESTONIA	6 027	2 660	1 860	NEPAL	385	244	173
LATVIA	935	1 257	881	MYANMAR	1 432	1 618	1 136
LITHUANIA	4 340	3 916	2 700	THAILAND	16 221	29 536	20 676
POLAND	59 324	73 579	51 387	VIETNAM	863	2 095	1 475
CZECH REPUB	192 102	253 457	176 830	CAMBODIA	389	221	158
SLOVAKIA	85 402	125 435	87 834	INDONESIA	9 242	19 892	13 962
HUNGARY	154 821	228 554	159 838	MALAYSIA	12 775	25 223	17 657
ROMANIA	39 574	85 503	59 534	BRUNEI	2 028	2 020	1 423
BULGARIA	5 524	8 298	5 740	SINGAPORE	35 499	46 402	32 528
ALBANIA	1 685	1 052	723	PHILIPPINES	17 217	33 770	23 595
UKRAINE	4 396	6 197	4 338	MONGOLIA	175	163	115
BELARUS	514	707	489	CHINA	43 332	77 576	54 313
RUSSIA	81 654	86 027	60 111	NORTH KOREA	35	206	142
GEORGIA	68	63	43	SOUTH KOREA	7 813	21 401	14 924
AZERBAIJAN	549	378	267	JAPAN	6 675	24 972	17 405
KAZAKHSTAN	398	504	349	TAIWAN	15 551	33 409	23 340
TURKMENISTAN	287	42	30	HONG KONG	10 429	20 286	14 208
UZBEKISTAN	1 051	1 383	957	MACAO	10	49	36
TADJIKISTAN	454	777	541	AUSTRALIA	9 995	22 256	15 500
KYRGHYZSTAN	2 770	755	536	NEW ZEALAND	543	862	596
SLOVENIA	28 824	26 085	18 206	N ZEAL OCEAN	124	109	75
CROATIA	16 232	12 551	8 738	SHIPS SUPPL	55	49	34
BOS HERZEGOV	760	520	370	UNID COUNTR	1 028	1 337	928
MACEDONIA	364	787	547	774 ELECTRO-MEDCL,XRAY EQUIP			
MOROCCO	181	404	282	IMPORTS	78 884	1 400 729	979 851
ALGERIA	1 015	1 792	1 257	FRANCE	1 902	42 622	29 681
TUNISIA	29 675	49 618	34 676	BELGIUM LUX	337	3 711	2 565
LIBYA	3 725	4 619	3 217	NETHERLANDS	11 880	251 687	176 714
EGYPT	39 229	51 413	35 068	ITALY	8 032	51 051	35 734
SUDAN	154	298	199	UNTD KINGDOM	2 098	38 282	26 777
MAURITANIA	68	78	54	IRELAND	20	81	58
BURKINA FASO	122	70	48	DENMARK	1 314	21 814	15 172
NIGER	17	49	34	GREECE	4	94	64
CHAD	47	44	31	SPAIN	738	8 204	5 725
CAPE VERDE	191	156	113	SWEDEN	7 274	138 617	96 780
LIBERIA	66	68	48	FINLAND	1 095	13 822	9 553
IVORY COAST	22	206	141	AUSTRIA	3 485	42 597	29 877
GHANA	3 191	1 792	1 260	EU	38 179	612 590	428 705
TOGO	69	87	60	NORWAY	513	19 493	13 656
NIGERIA	7 284	6 258	4 427	SWITZERLAND	1 341	37 508	26 256
CAMEROON	902	1 354	965	ESTONIA	11	59	42
CENT AFR REP	322	1 663	1 163	POLAND	5	270	192
GABON	1 220	1 202	833	CZECH REPUB	1 046	2 072	1 433
CONGO	145	116	82	SLOVAKIA	11	176	125
RWANDA	349	289	204	HUNGARY	912	3 447	2 410
ANGOLA	68	63	44	BULGARIA	6	98	68
ETHIOPIA	295	201	138	BELARUS	2	204	140
ERITREA	29	48	32	RUSSIA	106	846	594
KENYA	219	248	170	SOUTH AFRICA	4	131	89
UGANDA	379	357	251	USA	25 750	469 893	328 638
TANZANIA	636	412	288	CANADA	1 252	6 319	4 412
SEYCHELLES	164	167	121	MEXICO	19	408	296
MOZAMBIQUE	690	812	577	BRAZIL	106	340	235
ZAMBIA	541	1 006	717	URUGUAY	2	54	36
ZIMBABWE	607	486	336	IRAN	7	95	65
SOUTH AFRICA	15 412	30 039	20 980				

6 IMPORTS AND EXPORTS (SPECIAL TRADE) BY GROUPS OF THE SITC-REV. III AND BY COUNTRIES OF PRODUCTION AND CONSUMPTION 1995

GROUP COUNTRY	DT = 100 KG	1 000 DM	1 000 \$	GROUP COUNTRY	DT = 100 KG	1 000 DM	1 000 \$
ISRAEL	1 290	20 685	14 456	CHILE	373	5 500	3 872
SAUDI ARABIA	2	46	32	BOLIVIA	14	349	242
ARAB EMIRAT	3	110	73	PARAGUAY	35	1 063	756
INDIA	25	582	404	URUGUAY	10	488	336
MALAYSIA	17	1 504	1 086	ARGENTINA	846	31 944	22 398
SINGAPORE	14	236	165	CYPRUS	20	349	240
PHILIPPINES	1	54	39	LEBANON	90	2 567	1 798
CHINA	624	10 309	7 178	SYRIA	153	3 429	2 428
SOUTH KOREA	151	2 490	1 748	IRAQ	24	162	107
JAPAN	7 304	208 181	145 519	IRAN	652	10 269	7 142
TAIWAN	85	1 143	797	ISRAEL	665	8 971	6 281
HONG KONG	23	503	347	JORDAN	304	6 844	4 748
AUSTRALIA	45	544	380	SAUDI ARABIA	941	22 684	16 036
NEW ZEALAND	1	49	35	KUWAIT	203	3 401	2 367
EXPORTS	172 637	3 814 648	2 666 033	BAHRAIN	168	2 852	1 978
FRANCE	10 210	217 913	152 521	QATAR	11	326	228
BELGIUM LUX	3 602	78 685	55 185	ARAB EMIRAT	183	3 697	2 528
NETHERLANDS	13 808	246 611	172 239	OMAN	40	958	676
ITALY	6 916	133 984	93 480	YEMEN	111	1 590	1 120
UNITED KINGDOM	8 023	167 373	117 079	PAKISTAN	173	3 660	2 547
IRELAND	211	5 294	3 705	INDIA	2 776	58 289	40 893
DENMARK	1 818	37 306	26 041	BANGLADESH	97	2 434	1 705
GREECE	1 437	27 459	19 244	MALDIVES	25	210	149
PORTUGAL	817	20 396	14 249	SRI LANKA	34	561	375
SPAIN	3 053	58 943	41 104	NEPAL	154	900	639
SWEDEN	4 111	105 882	74 048	BHUTAN	8	74	51
FINLAND	1 220	25 474	17 762	MYANMAR	3	63	43
AUSTRIA	5 264	122 785	85 549	THAILAND	765	10 867	7 554
EU	60 490	1 248 105	872 206	LAOS	3	46	33
CANARY IS	8	106	71	VIETNAM	92	3 404	2 401
ICELAND	38	758	532	INDONESIA	547	10 124	6 990
SVALBARD	1	47	33	MALAYSIA	655	11 637	8 144
NORWAY	671	16 113	11 270	BRUNEI	9	61	43
LIECHTENST	22	197	139	SINGAPORE	459	8 382	5 870
SWITZERLAND	4 670	94 380	65 940	PHILIPPINES	330	5 278	3 712
MALTA	34	626	441	MONGOLIA	1	57	39
TURKEY	2 513	35 316	24 729	CHINA	2 880	64 288	44 682
ESTONIA	360	6 162	4 365	NORTH KOREA	48	1 037	741
LATVIA	161	1 043	728	SOUTH KOREA	3 338	78 252	55 356
LITHUANIA	2 615	54 345	37 976	JAPAN	7 561	224 804	157 026
POLAND	1 378	29 844	20 721	TAIWAN	1 205	28 333	19 686
CZECH REPUBL	535	17 810	12 549	HONG KONG	870	18 440	12 770
HUNGARY	540	11 204	7 789	MACAO	151	983	661
ROMANIA	1 288	42 721	29 944	AUSTRALIA	1 941	45 196	31 699
BULGARIA	657	14 266	10 047	NEW ZEALAND	104	3 341	2 350
ALBANIA	108	2 144	1 531	FR POLYNESIA	3	127	89
UKRAINE	743	20 000	13 940	UNID COUNTR	10	138	94
BELARUS	1 483	37 086	26 107	775 DOM.ELEC, NON-ELEC. EQUIPT			
MOLDOVA	2	171	117	IMPORTS	4 634 858	5 090 772	3 558 020
RUSSIA	12 766	296 882	207 423	FRANCE	565 766	800 531	559 787
GEORGIA	12	182	128	BELGIUM LUX	9 880	23 050	16 129
KAZAKHSTAN	81	2 486	1 754	NETHERLANDS	91 344	157 463	109 600
TURKMENISTAN	5	139	98	ITALY	1 635 025	1 460 137	1 019 444
UZBEKISTAN	242	5 038	3 542	UNITED KINGDOM	257 665	323 809	226 035
SLOVENIA	434	7 272	5 081	IRELAND	50 741	125 805	87 762
CROATIA	389	10 939	7 714	DENMARK	126 262	98 440	68 632
BOS HERZEGOV	34	840	586	GREECE	3 682	4 324	3 003
SERB MONTNEG	317	5 665	3 959	PORTUGAL	18 425	28 411	19 995
MACEDONIA	70	2 488	1 756	SPAIN	275 134	266 565	186 250
MOROCCO	179	3 699	2 584	SWEDEN	65 040	84 351	58 976
ALGERIA	246	5 060	3 460	FINLAND	16 912	21 580	15 169
TUNISIA	209	4 247	2 941	AUSTRIA	236 973	289 471	203 273
LIBYA	46	2 404	1 690	EU	3 352 849	3 683 937	2 574 115
EGYPT	639	9 178	6 421	NORWAY	3 860	7 582	5 293
SENEGAL	5	51	36	LIECHTENST	328	205	145
IVORY COAST	20	339	236	SWITZERLAND	57 468	152 707	106 759
GHANA	66	3 311	2 334	MALTA	1 110	6 481	4 564
NIGERIA	89	325	229	TURKEY	54 491	33 407	23 336
CAMEROON	9	156	109	LITHUANIA	33 974	12 709	8 930
ZAIRE	2	90	65	POLAND	93 165	66 977	46 721
BURUNDI	1	43	30	CZECH REPUBL	56 477	44 899	31 454
ANGOLA	71	2 204	1 519	SLOVAKIA	32 731	15 286	10 698
ETHIOPIA	499	7 097	5 065	HUNGARY	110 250	80 740	56 617
ERITREA	161	1 793	1 270	ROMANIA	11 689	4 331	3 051
DJIBOUTI	16	186	124	BULGARIA	7 935	2 775	1 954
KENYA	24	613	434	UKRAINE	68	61	43
UGANDA		56	39	BELARUS	740	282	200
MOZAMBIQUE	34	702	499	RUSSIA	176	582	408
REUNION	11	356	246	SLOVENIA	319 643	267 811	187 873
MAURITIUS	4	369	259	CROATIA	9 902	7 833	5 492
ZIMBABWE	151	2 828	2 001	MACEDONIA	1 083	958	668
SOUTH AFRICA	1 878	32 136	22 426	TUNISIA	2 174	1 257	892
USA	40 519	941 396	657 639	SOUTH AFRICA	112	135	82
CANADA	1 712	32 478	22 734	USA	32 324	96 270	67 389
MEXICO	292	8 110	5 588	CANADA	190	1 557	1 095
GUATEMALA	91	1 183	830	MEXICO	4 162	6 013	4 203
HONDURAS	28	428	303	BRAZIL	117	175	119
EL SALVADOR	7	284	195	ISRAEL	1 052	3 571	2 489
COSTA RICA	33	966	669	INDIA	42	109	75
PANAMA	9	155	105	THAILAND	5 267	5 103	3 554
CUBA	13	698	488	INDONESIA	12	145	99
DOMINIC REP	12	390	277	MALAYSIA	9 671	14 879	10 346
GUADELOUPE	14	125	88	SINGAPORE	14 512	27 152	18 942
JAMAICA	10	581	404	CHINA	357 111	424 479	296 374
BARBADOS	20	249	162	SOUTH KOREA	36 914	37 989	26 657
TRINIDAD TOB	102	2 369	1 679	JAPAN	6 517	58 314	40 601
GRENADA	27	334	237	TAIWAN	9 573	13 642	9 509
COLOMBIA	1 010	21 578	15 068	HONG KONG	6 886	9 895	6 903
VENEZUELA	223	6 582	4 672	AUSTRALIA	32	171	119
GUYANA	145	2 398	1 730	NEW ZEALAND	137	180	121
ECUADOR	171	3 921	2 776				
PERU	52	1 893	1 316				
BRAZIL	1 923	53 967	37 763				

6 IMPORTS AND EXPORTS (SPECIAL TRADE) BY GROUPS OF THE SITC-REV. III AND BY COUNTRIES OF PRODUCTION AND CONSUMPTION 1995

GROUP COUNTRY	DT = 100 KG	1 000 DM	1 000 \$	GROUP COUNTRY	DT = 100 KG	1 000 DM	1 000 \$
EXPORTS	4 358 436	6 717 250	4 694 705	YEMEN	123	491	343
FRANCE	647 879	876 009	612 272	PAKISTAN	520	1 313	929
BELGIUM LUX	309 406	403 661	282 612	INDIA	320	1 233	864
NETHERLANDS	594 493	798 979	558 678	BANGLADESH	20	163	115
ITALY	216 698	332 500	232 496	MALDIVES	10	64	45
UNTD KINGDOM	352 886	425 983	297 529	SRI LANKA	40	106	76
IRELAND	8 873	20 914	14 585	NEPAL	119	320	212
DENMARK	172 496	249 487	174 190	MYANMAR	29	113	78
GREECE	108 428	148 583	104 099	THAILAND	5 933	14 904	10 456
PORTUGAL	48 660	59 225	41 435	VIETNAM	30	95	64
SPAIN	228 058	296 784	206 745	INDONESIA	955	2 651	1 855
SWEDEN	176 788	208 499	145 856	MALAYSIA	2 326	5 281	3 711
FINLAND	28 113	38 425	26 855	SINGAPORE	5 443	16 440	11 470
AUSTRIA	412 768	597 328	417 073	PHILIPPINES	1 319	2 019	1 419
EU	3 305 546	4 456 377	3 114 425	MONGOLIA	298	238	166
CANARY IS	3 679	4 510	3 127	CHINA	2 077	8 578	5 976
ICELAND	3 643	5 063	3 515	NORTH KOREA	103	230	155
NORWAY	58 835	78 141	54 684	SOUTH KOREA	31 297	53 292	37 312
LIECHTENST	33	103	72	JAPAN	37 042	380 955	266 054
SWITZERLAND	248 845	453 530	316 847	TAIWAN	8 434	17 287	12 125
FAEROE IS	50	89	62	HONG KONG	11 153	34 872	24 385
ANDORRA	64	230	158	AUSTRALIA	27 338	57 297	39 958
MALTA	2 654	3 767	2 652	NEW ZEALAND	4 587	9 487	6 621
SAN MARINO	40	171	121	NEW CALEDON	47	95	67
TURKEY	73 719	87 767	61 507	AM OCEANIA	15	74	51
ESTONIA	5 130	7 527	5 246	FR POLYNESIA	75	123	88
LATVIA	1 689	3 237	2 249	SHIPS SUPPL	3	213	144
LITHUANIA	2 492	4 228	2 946	UNID COUNTR	467	998	686
POLAND	42 935	78 289	54 688	776 TRANSISTORS, VALVES, ETC.			
CZECH REPUB	54 921	101 443	70 836	IMPORTS	728 010	14 005 828	9 792 988
SLOVAKIA	5 198	11 668	8 145	FRANCE	112 949	1 014 169	708 033
HUNGARY	24 196	40 075	27 903	BELGIUM LUX	17 409	113 574	79 614
ROMANIA	5 503	6 174	4 280	NETHERLANDS	33 876	424 767	297 364
BULGARIA	9 233	12 834	8 959	ITALY	176 849	296 553	206 866
ALBANIA	39	86	61	UNTD KINGDOM	109 869	1 475 403	1 032 854
UKRAINE	6 114	11 855	8 245	IRELAND	1 172	92 712	64 719
BELARUS	1 266	1 816	1 260	DENMARK	592	12 588	8 862
MOLDOVA	59	204	140	GREECE	2	319	222
RUSSIA	79 643	138 645	96 660	PORTUGAL	7 820	15 828	11 049
GEORGIA	174	292	200	SPAIN	781	11 087	7 754
AZERBAIJAN	16	76	55	SWEDEN	327	12 330	8 628
KAZAKHSTAN	1 302	2 057	1 448	FINLAND	314	26 703	18 727
UZBEKISTAN	242	457	318	AUSTRIA	12 581	453 838	318 629
KYRGHYZSTAN	200	285	196	EU	474 541	3 948 871	2 763 321
SLOVENIA	14 533	39 105	27 348	NORWAY	19	2 189	1 514
CROATIA	21 516	32 669	22 914	LIECHTENST	4	189	127
BOS HERZEGOV	1 313	1 161	799	SWITZERLAND	995	79 492	55 502
MACEDONIA	609	1 499	1 031	MALTA	20	1 698	1 185
MOROCCO	271	667	459	TURKEY	59	550	375
ALGERIA	84	276	186	LATVIA	24	65	43
TUNISIA	299	712	495	LITHUANIA	2 434	2 454	1 734
LIBYA	321	908	632	POLAND	52 900	56 302	39 057
EGYPT	2 796	5 711	3 984	CZECH REPUB	15 118	34 170	23 836
SUDAN	106	76	54	SLOVAKIA	831	4 542	3 175
MAURITANIA	31	63	43	HUNGARY	237	5 888	4 115
MALI	118	50	36	ROMANIA	49	878	612
NIGER	8	42	30	BULGARIA	68	919	645
SENEGAL	739	237	164	UKRAINE	66	110	78
IVORY COAST	202	563	392	BELARUS	235	2 851	2 001
GHANA	745	472	323	RUSSIA	281	3 258	2 287
NIGERIA	779	496	348	SLOVENIA	776	7 209	5 034
ANGOLA	3	59	41	CROATIA	219	546	381
ETHIOPIA	47	136	94	MACEDONIA		58	40
KENYA	65	231	156	MOROCCO	1	387	273
UGANDA	17	42	30	ALGERIA		148	105
TANZANIA	132	121	83	TUNISIA	19	156	112
REUNION	63	168	116	SOUTH AFRICA	18	468	328
MAURITIUS	23	95	63	USA	37 688	2 913 864	2 035 468
ZAMBIA	58	56	37	CANADA	213	49 966	35 291
ZIMBABWE	25	111	81	MEXICO	171	14 689	10 286
SOUTH AFRICA	24 278	28 715	20 010	BRIT VIRG IS		210	148
NAMIBIA	57	142	99	BRAZIL	224	5 462	3 804
USA	117 235	297 277	208 493	ARGENTINA		134	94
CANADA	8 319	25 625	17 935	SYRIA		48	34
MEXICO	3 523	7 195	5 028	ISRAEL	124	10 215	7 143
EL SALVADOR	26	48	34	BAHRAIN	1	50	35
COSTA RICA	72	285	195	INDIA	195	2 349	1 620
PANAMA	229	316	219	BANGLADESH		124	86
DOMINIC REP	13	53	38	SRI LANKA	3	275	192
GUADELOUPE	19	101	71	THAILAND	3 159	261 900	183 157
MARTINIQUE	26	133	94	INDONESIA	131	6 133	4 289
NETH ANTILL	90	243	167	MALAYSIA	11 529	850 106	595 788
COLOMBIA	186	912	636	SINGAPORE	27 889	652 334	455 932
VENEZUELA	101	315	218	PHILIPPINES	5 822	259 747	181 212
ECUADOR	18	70	48	CHINA	8 523	57 121	40 031
PERU	183	383	271	NORTH KOREA	1	216	151
BRAZIL	1 533	4 157	2 911	SOUTH KOREA	9 045	975 294	682 026
CHILE	2 084	6 076	4 236	JAPAN	61 208	3 055 565	2 136 377
BOLIVIA	122	323	225	TAIWAN	11 207	576 517	402 298
PARAGUAY	360	511	350	HONG KONG	1 447	155 258	108 250
URUGUAY	327	342	241	AUSTRALIA	484	4 410	3 089
ARGENTINA	730	2 412	1 695	NEW ZEALAND	11	100	67
CYPRUS	7 233	12 665	8 848	UNID COUNTR	4	81	54
LEBANON	4 357	7 893	5 509	EXPORTS	937 137	11 449 881	8 003 380
SYRIA	827	1 550	1 080	FRANCE	65 794	1 484 241	1 039 539
IRAN	3 863	6 265	4 299	BELGIUM LUX	94 917	327 586	228 937
ISRAEL	34 171	41 170	28 807	NETHERLANDS	26 746	737 018	514 926
JORDAN	652	1 959	957	ITALY	70 676	1 191 483	828 525
SAUDI ARABIA	7 145	17 650	12 427	UNTD KINGDOM	173 173	1 550 412	1 084 910
KUWAIT	2 106	5 048	3 523	IRELAND	837	657 988	411 061
BAHRAIN	322	1 045	724	DENMARK	19 377	118 942	82 974
QATAR	342	918	639				
ARAB EMIRAT	14 366	38 032	26 692				
OMAN	605	1 738	1 194				

6 IMPORTS AND EXPORTS (SPECIAL TRADE) BY GROUPS OF THE SITC-REV. III AND BY COUNTRIES OF PRODUCTION AND CONSUMPTION 1995

GROUP COUNTRY	DT = 100 KG	1 000 DM	1 000 \$	GROUP COUNTRY	DT = 100 KG	1 000 DM	1 000 \$
GREECE	861	38 776	26 895	BELGIUM LUX	211 980	349 603	244 575
PORTUGAL	1 724	127 988	89 445	NETHERLANDS	362 563	420 104	292 795
SPAIN	30 666	270 230	189 136	ITALY	351 979	682 352	477 126
SWEDEN	1 751	313 223	219 505	UNITD KINGDOM	336 388	970 884	678 739
FINLAND	2 898	181 322	126 597	IRELAND	10 905	170 111	119 040
AUSTRIA	57 225	383 844	268 582	DENMARK	28 661	54 575	38 106
EU	546 645	6 883 053	4 811 032	GREECE	2 504	1 793	1 256
CANARY IS	1	55	35	PORTUGAL	65 042	71 272	49 684
ICELAND	1	89	59	SPAIN	305 717	385 742	269 151
NORWAY	207	20 234	14 121	SWEDEN	22 278	52 225	36 468
LIECHTENST	1	455	325	FINLAND	5 879	55 864	39 254
SWITZERLAND	3 253	204 747	143 041	AUSTRIA	192 919	267 483	187 791
MALTA	43	30 320	21 110	EU	2 359 505	4 125 056	2 883 241
TURKEY	107 783	156 545	109 655	ICELAND	21	158	108
ESTONIA	2	101	69	NORWAY	7 526	10 854	7 601
LATVIA	21	422	295	LIECHTENST	9 012	70 884	49 863
LITHUANIA	107	966	671	SWITZERLAND	152 582	714 917	499 114
POLAND	42 721	96 396	67 032	ANDORRA	3	184	117
CZECH REPUBL	5 297	66 575	46 521	MALTA	27	803	560
SLOVAKIA	4 549	13 551	9 484	TURKEY	6 221	8 054	5 646
HUNGARY	26 851	68 822	48 132	LATVIA	10 500	9 183	6 440
ROMANIA	14 796	15 678	10 925	LITHUANIA	414	187	131
BULGARIA	1 079	3 967	2 760	POLAND	70 215	73 654	51 403
UKRAINE	2 337	4 391	3 070	CZECH REPUBL	75 197	159 641	111 508
BELARUS	2 128	3 041	2 111	SLOVAKIA	1 118	3 452	2 413
MOLDOVA	6 670	4 608	3 249	HUNGARY	29 953	79 138	55 283
RUSSIA	480	13 888	9 642	ROMANIA	6 546	8 967	6 254
KAZAKHSTAN		114	80	BULGARIA	10 246	17 291	12 150
UZBEKISTAN	3	50	34	UKRAINE	28 933	7 301	5 098
SLOVENIA	5 923	18 910	13 185	BELARUS	3 205	981	695
CROATIA	216	6 357	4 463	RUSSIA	105 789	22 690	15 904
BOS HERZEGOV	1	64	48	TURKMENISTAN	5	56	40
MACEDONIA	5	709	485	KYRGHYZSTAN	195	311	224
MOROCCO	76	1 147	799	SLOVENIA	41 749	75 788	52 961
ALGERIA	782	3 883	2 589	CROATIA	106	198	140
TUNISIA	145	3 117	2 174	MACEDONIA	349	142	102
LIBYA	5	525	363	ALGERIA	1	89	64
EGYPT	22	742	510	TUNISIA	2 338	4 747	3 331
SUDAN	12	109	76	LIBYA	127	191	124
MALI	6	52	36	SOUTH AFRICA	1 063	3 074	2 153
NIGER	15	200	134	USA	137 322	997 789	695 931
GHANA		76	54	CANADA	4 865	32 293	22 587
NIGERIA	1	136	97	MEXICO	2 166	33 694	23 584
ZAIRE		48	33	EL SALVADOR	2	142	100
RWANDA	7	68	48	COSTA RICA	39	474	339
ERITREA	25	275	195	JAMAICA	24	56	40
KENYA	1	92	66	BARBADOS		46	32
UGANDA	3	229	165	COLOMBIA		49	35
TANZANIA	11	91	63	BRAZIL	8 440	23 683	16 557
ZIMBABWE	2	103	68	CHILE	1	61	40
SOUTH AFRICA	730	40 057	28 087	ARGENTINA	30	78	51
USA	90 186	834 015	581 378	LEBANON	50	235	166
CANADA	79	7 265	4 975	SYRIA	27	75	54
MEXICO	248	12 850	8 975	IRAN	102	328	229
CUBA	1	69	49	ISRAEL	4 975	58 216	40 647
DOMINIC REP	3	87	63	SAUDI ARABIA	3	89	62
TRINIDAD TOB	1	149	104	KUWAIT	29	52	38
COLOMBIA	6	728	494	ARAB EMIRAT	38	1 409	983
VENEZUELA	167	3 981	2 683	OMAN	241	301	208
ECUADOR	6	159	105	INDIA	14 863	15 666	10 852
PERU	1 153	30 885	21 560	SRI LANKA	1 912	25 201	17 684
BRAZIL	7	555	393	THAILAND	12 466	58 622	41 021
CHILE	2	50	33	VIETNAM	21	91	63
BOLIVIA	1	55	38	INDONESIA	66 161	19 602	13 598
PARAGUAY	1	101	66	MALAYSIA	9 402	208 116	145 909
URUGUAY		85	202	SINGAPORE	13 982	222 478	155 303
ARGENTINA	5	298	202	PHILIPPINES	1 856	57 277	40 188
CYPRUS	8	671	448	CHINA	354 850	515 937	360 852
LEBANON	36	1 559	1 086	NORTH KOREA	2	327	229
SYRIA	3 923	4 278	2 996	SOUTH KOREA	80 808	2 148 334	1 503 974
IRAN	6 999	53 831	37 565	JAPAN	229 900	2 349 484	1 643 142
ISRAEL	26	329	224	TAIWAN	69 229	293 933	205 404
JORDAN	21	6 780	4 695	HONG KONG	15 848	91 964	64 306
SAUDI ARABIA	2	295	205	MACAO		253	178
KUWAIT	1	179	125	AUSTRALIA	410	8 734	6 067
BAHRAIN		48	31	NEW ZEALAND	324	1 774	1 223
QATAR		5 192	3 582	EXPORTS	5 473 604	16 016 395	11 191 987
ARAB EMIRAT	245	259	182	FRANCE	575 554	2 096 673	1 465 879
OMAN	3	710	485	BELGIUM LUX	386 802	772 538	538 616
PAKISTAN	1 799	35 837	24 994	NETHERLANDS	422 230	803 222	561 179
INDIA	95	414	281	ITALY	374 085	1 465 652	1 024 884
BANGLADESH	6	945	674	UNITD KINGDOM	441 455	2 235 313	1 562 280
SRI LANKA	201	138 097	96 639	IRELAND	7 470	541 336	379 864
THAILAND	30	3 587	2 516	DENMARK	91 154	272 406	190 302
INDONESIA	18 465	858 140	600 508	GREECE	36 202	86 073	60 113
MALAYSIA	7 804	529 241	371 418	PORTUGAL	37 022	133 800	93 514
SINGAPORE	5 601	238 130	166 491	SPAIN	419 153	890 029	621 538
PHILIPPINES	1 031	26 847	18 755	SWEDEN	305 833	584 857	407 970
CHINA		111	77	FINLAND	41 769	296 745	207 699
NORTH KOREA	9 106	308 530	215 954	AUSTRIA	185 495	600 752	419 215
SOUTH KOREA	1 191	131 702	92 161	EU	3 324 224	10 779 396	7 533 053
JAPAN	4 929	368 839	257 565	CANARY IS	3 268	5 285	3 663
TAIWAN	10 380	150 136	105 222	CEUTA MEL	739	887	622
HONG KONG	1	204	142	ICELAND	4 406	6 947	4 841
MACAO	180	22 007	15 405	NORWAY	84 105	169 606	118 249
AUSTRALIA	8	431	290	LIECHTENST	8 110	28 211	19 808
NEW ZEALAND	50	263	180	SWITZERLAND	156 299	648 985	453 520
TONGA		56	40	ANDORRA	471	619	426
SHIPS SUPPL		1 271	883	GIBRALTAR	120	180	120
UNITD COUNTR	56			MALTA	1 323	5 421	3 761
778 ELECTRIC.MACH.APPART.NES				TURKEY	97 672	134 713	94 155
IMPORTS	3 953 393	12 565 246	8 785 506	ESTONIA	2 173	4 694	3 279
FRANCE	462 690	643 048	449 256	LATVIA	2 054	4 479	3 117
				LITHUANIA	2 736	6 139	4 279

6 IMPORTS AND EXPORTS (SPECIAL TRADE) BY GROUPS OF THE SITC-REV. III AND BY COUNTRIES OF PRODUCTION AND CONSUMPTION 1995

GROUP COUNTRY	DT = 100 KG	1 000 DM	1 000 \$	GROUP COUNTRY	DT = 100 KG	1 000 DM	1 000 \$
POLAND	89 924	181 631	126 804	JORDAN	10 393	9 939	6 967
CZECH REPUB.	106 509	295 188	206 019	SAUDI ARABIA	36 245	59 616	41 890
SLOVAKIA	27 642	50 967	35 677	KUWAIT	6 172	10 463	7 287
HUNGARY	40 305	125 457	87 674	BAHRAIN	13 314	7 267	5 064
ROMANIA	16 225	26 617	18 551	QATAR	1 340	3 013	2 093
BULGARIA	13 866	18 302	12 794	ARAB EMIRAT	15 272	31 637	22 077
ALBANIA	60	118	77	OMAN	2 226	5 497	3 839
UKRAINE	7 907	11 714	8 185	YEMEN	666	2 268	1 582
BELARUS	3 068	5 334	3 728	AFGHANISTAN	16	124	80
MOLDOVA	20 451	10 088	6 958	PAKISTAN	2 003	10 562	7 365
RUSSIA	220 342	109 224	76 562	INDIA	15 440	57 416	40 130
GEORGIA	5	67	45	BANGLADESH	97	1 310	916
AZERBAIJAN	55	278	197	MALDIVES	9	94	63
KAZAKHSTAN	1 198	2 299	1 589	SRI LANKA	1 059	3 572	2 505
TURKMENISTAN	33	191	134	NEPAL	4	172	118
UZBEKISTAN	1 432	6 868	4 842	MYANMAR	2 874	5 989	4 165
KYRGHYZSTAN	29	271	192	THAILAND	34 630	86 361	60 248
SLOVENIA	14 647	47 850	33 372	VIETNAM	481	1 457	990
CROATIA	7 164	21 679	15 150	INDONESIA	34 766	42 420	29 670
BOS HERZEGOV	350	592	420	MALAYSIA	49 109	80 651	56 381
SERB MONTNEG	61	971	686	BRUNEI	1	1 217	851
MACEDONIA	1 909	3 096	2 149	SINGAPORE	28 600	113 787	79 791
MOROCCO	1 755	6 266	4 373	PHILIPPINES	8 596	28 620	20 092
ALGERIA	4 754	11 573	8 093	MONGOLIA	502	854	600
TUNISIA	2 496	10 704	7 462	CHINA	28 600	107 271	74 833
LIBYA	6 051	9 036	6 377	NORTH KOREA	132	569	392
EGYPT	35 784	41 167	28 789	SOUTH KOREA	40 217	130 641	91 146
SUDAN	203	1 755	1 221	JAPAN	41 364	249 341	174 108
MAURITANIA	508	647	445	TAIWAN	56 450	118 369	82 424
BURKINA FASO	8	212	149	HONG KONG	52 024	151 258	105 906
NIGER	28	145	99	MACAO	2	124	85
CHAD	4	60	42	AUSTRALIA	77 653	130 511	91 138
CAPE VERDE	138	100	71	PAPUA NEW G	125	98	70
SENEGAL	280	1 257	886	NEW ZEALAND	17 815	17 839	12 474
GAMBIA	98	76	51	NEW CALEDON	75	479	332
GUIN BISSAU	171	98	68	TONGA	172	128	87
GUINEA	19	2 074	1 461	FR POLYNESIA	2 445	1 799	1 267
SIERRA LEONE	815	2 421	291	SHIPS SUPPL	8	84	56
IVORY COAST	601	2 182	1 519	UNID COUNTR	667	6 992	4 869
GHANA	1 882	2 021	1 420	781 PASS.MOTOR VEHCLS.EX.BUS			
TOGO	54	113	79	IMPORTS	18 621 769	33 252 948	23 257 217
BENIN	108	134	93	FRANCE	2 810 938	4 754 773	3 324 644
NIGERIA	5 744	8 612	5 978	BELGIUM LUX	4 561 913	8 454 143	5 915 923
CAMEROON	765	1 002	698	NETHERLANDS	258 054	515 195	360 551
CENT AFR REP	9	46	32	ITALY	1 198 363	2 344 768	1 642 540
GABON	68	354	250	UNTD KINGDOM	1 565 900	3 163 314	2 210 718
CONGO	199	270	189	DENMARK	26 691	48 185	33 816
ZAIRE	248	526	367	GREECE	741	1 286	907
RWANDA	20	75	49	PORTUGAL	228 082	525 904	368 656
BURUNDI	330	372	259	SPAIN	2 336 147	4 108 093	2 867 383
ANGOLA	364	383	261	SWEDEN	127 880	335 283	234 736
ETHIOPIA	463	987	687	FINLAND	48 477	125 493	87 373
ERITREA	187	263	182	AUSTRIA	216 912	550 198	385 060
KENYA	370	1 522	1 059	EU	13 380 110	24 926 668	17 432 330
UGANDA	189	357	251	CANARY IS	10 807	13 861	9 658
TANZANIA	155	866	591	ICELAND	33	67	48
SEYCHELLES	93	129	91	NORWAY	1 067	2 112	1 490
MOZAMBIQUE	80	443	309	LIECHTENST	214	333	235
MADAGASCAR	129	522	364	SWITZERLAND	13 558	20 050	14 009
REUNION	184	758	533	ANDORRA	52	67	47
MAURITIUS	182	722	499	GIBRALTAR	1 643	2 766	1 991
ZAMBIA	193	784	553	SAN MARINO	382	1 094	771
ZIMBABWE	306	1 738	1 194	TURKEY	424	1 991	1 374
MALAWI	27	124	83	ESTONIA	38	80	55
SOUTH AFRICA	57 245	135 507	94 885	LATVIA	197	447	307
NAMIBIA	202	798	570	LITHUANIA	181	289	204
BOTSWANA	2	57	39	POLAND	175 720	200 725	140 170
LESOTHO	2	49	33	CZECH REPUB.	206 149	244 829	170 602
USA	223 849	934 688	653 504	SLOVAKIA	68 228	175 500	123 560
CANADA	68 955	102 360	71 430	HUNGARY	86 049	130 340	91 291
MEXICO	30 328	75 634	52 731	ROMANIA	276	319	222
GUATEMALA	945	3 411	2 364	BULGARIA	624	1 687	1 193
HONDURAS	273	1 060	747	ALBANIA	35	60	43
EL SALVADOR	229	928	640	UKRAINE	264	332	230
NICARAGUA	167	483	333	BELARUS	2 306	3 631	2 580
COSTA RICA	339	1 935	1 346	RUSSIA	76 131	44 512	31 339
PANAMA	116	570	393	SLOVENIA	342	646	454
CUBA	13 027	5 361	3 731	CROATIA	211	175	122
HAITI	74	79	58	BOS HERZEGOV	259	102	70
DOMINIC REP	198	183	123	MACEDONIA	44	196	138
GUADELOUPE	78	427	292	MOROCCO	43	72	50
DOMINICA	9	58	40	ALGERIA	49	303	215
MARTINIQUE	488	679	456	TUNISIA	111	217	152
JAMAICA	13	131	87	EGYPT	30	46	33
BARBADOS		46	31	GAMBIA	16	43	30
TRINIDAD TOB	1 492	907	639	CAMEROON	18	44	31
GRENADA	3	42	31	BURUNDI	81	71	51
ARUBA	310	509	358	MOZAMBIQUE	120	60	43
NETH ANTILL	30	177	124	SOUTH AFRICA	225	432	306
COLOMBIA	7 497	15 109	10 545	NAMIBIA	22	50	32
VENEZUELA	16 977	11 664	8 163	USA	557 166	904 186	633 459
SURINAME	76	70	47	CANADA	84 551	155 493	108 987
FRENCH GUIAN	22	116	79	MEXICO	32 504	37 986	26 697
ECUADOR	667	4 960	3 397	PANAMA	118	158	111
PERU	2 700	9 554	6 696	CUBA	83	157	110
BRAZIL	65 395	170 467	119 136	NETH ANTILL	34	133	94
CHILE	3 836	12 995	9 096	BRAZIL	13 405	18 305	11 397
BOLIVIA	270	1 022	718	CHILE	27	117	77
PARAGUAY	482	1 860	1 292	URUGUAY	125	133	91
URUGUAY	473	1 868	1 167	ARGENTINA	81	1 745	1 196
ARGENTINA	7 196	37 891	26 441	CYPRUS	828	1 207	847
CYPRUS	1 768	4 530	3 200	IRAN	49	47	33
LEBANON	6 670	10 754	7 516	ISRAEL	116	265	183
SYRIA	8 845	8 370	5 817				
IRAN	8 449	44 733	31 742				
ISRAEL	35 283	108 859	75 488				

6 IMPORTS AND EXPORTS (SPECIAL TRADE) BY GROUPS OF THE SITC-REV. III AND BY COUNTRIES OF PRODUCTION AND CONSUMPTION 1995

GROUP COUNTRY	DT = 100 KG	1 000 DM	1 000 \$	GROUP COUNTRY	DT = 100 KG	1 000 DM	1 000 \$
SAUDI ARABIA	32	46	32	KENYA	8 754	37 910	26 480
KUWAIT	45	87	60	UGANDA	722	2 752	1 913
ARAB EMIRAT	140	306	216	TANZANIA	868	3 276	2 249
PAKISTAN	52	105	74	BRIT IND OC	22	61	43
INDIA	13 588	17 858	12 489	MOZAMBIQUE	392	711	497
THAILAND	116	238	166	MADAGASCAR	671	1 121	785
MALAYSIA	25 672	21 114	15 026	REUNION	15 733	30 792	21 448
SINGAPORE	51	182	125	MAURITIUS	5 067	13 004	9 021
CHINA	174	611	419	COMOROS	14	58	42
SOUTH KOREA	690 281	857 294	600 531	ZAMBIA	491	2 414	1 692
JAPAN	3 170 592	5 451 949	3 811 581	ZIMBABWE	1 363	5 988	4 162
TAIWAN	728	1 371	972	MALAWI	1 603	8 400	5 892
AUSTRALIA	4 636	9 038	6 332	SOUTH AFRICA	60 065	233 842	163 179
NEW ZEALAND	125	251	180	NAMIBIA	483	1 138	775
AM OCEANIA	19	52	36	SWAZILAND	23	195	141
EXPORTS	31 631 357	69 537 149	48 602 427	LESOTHO	25	69	51
FRANCE	2 803 214	5 771 749	4 034 566	USA	3 108 387	9 526 049	6 658 283
BELGIUM LUX	4 614 642	7 049 187	4 926 811	CANADA	168 467	453 352	316 486
NETHERLANDS	1 270 822	2 352 022	1 642 682	MEXICO	19 879	71 219	49 823
ITALY	3 653 495	7 097 650	4 985 537	GUATEMALA	2 233	6 273	4 344
UNITED KINGDOM	2 911 908	7 216 654	5 053 062	BELIZE	16	95	67
IRELAND	110 207	199 026	138 765	HONDURAS	377	1 507	1 049
DENMARK	506 060	823 097	575 437	EL SALVADOR	1 600	4 723	3 275
GREECE	153 971	326 325	227 993	NICARAGUA	166	426	294
PORTUGAL	216 859	461 172	322 388	COSTA RICA	4 052	10 983	7 661
SPAIN	1 050 538	2 187 537	1 529 099	PANAMA	3 628	13 175	9 211
SWEDEN	642 329	1 194 980	834 904	CUBA	112	221	152
FINLAND	377 170	552 835	386 203	HAITI	400	846	597
AUSTRIA	1 344 823	3 005 615	2 102 506	BAHAMAS	552	1 937	1 355
EU	19 656 038	38 237 849	26 739 953	DOMINIC REP	1 394	4 708	3 246
CANARY IS	10 736	22 384	15 621	GUADELOUPE	10 265	23 085	16 094
CEUTA MEL	1 887	5 383	3 761	MARTINIQUE	12 064	24 618	17 168
ICELAND	18 919	25 923	18 129	CAYMAN IS	27	87	60
NORWAY	494 602	834 921	584 024	JAMAICA	1 135	3 862	2 726
LIECHTENST	466	2 099	1 464	ST LUCIA	27	81	56
SWITZERLAND	1 110 034	2 932 489	2 049 349	BRIT VIRG IS	25	62	44
ANDORRA	2 616	8 984	6 294	BARBADOS	1 120	5 245	3 652
GIBRALTAR	783	1 847	1 291	TRINIDAD TOB	1 981	8 548	5 987
MALTA	5 576	14 866	10 444	GRENADA	14	131	87
SAN MARINO	47	145	100	ARUBA	57	198	139
TURKEY	203 242	452 671	315 676	NETH ANTILL	818	2 680	1 825
ESTONIA	44 388	43 974	30 763	COLOMBIA	6 780	21 467	14 961
LATVIA	72 061	46 626	32 682	VENEZUELA	3 075	10 741	7 557
LITHUANIA	41 508	37 778	26 352	GUYANA	55	188	134
POLAND	372 795	402 106	281 380	SURINAME	58	172	118
CZECH REPUB	287 147	448 593	313 421	FRENCH GUIAN	1 677	3 562	2 473
SLOVAKIA	42 379	72 838	50 994	ECUADOR	3 477	12 082	8 405
HUNGARY	219 650	302 418	211 264	PERU	4 108	13 185	9 228
ROMANIA	26 852	53 030	37 060	BRAZIL	619 703	912 330	641 896
BULGARIA	30 844	57 555	40 061	CHILE	34 790	67 611	47 247
ALBANIA	1 909	1 795	1 256	BOLIVIA	334	676	473
UKRAINE	72 037	106 727	74 554	PARAGUAY	3 898	12 990	9 088
BELARUS	83 418	60 556	42 305	URUGUAY	3 637	9 884	6 893
MOLDOVA	3 090	4 078	2 839	ARGENTINA	29 993	69 961	49 033
RUSSIA	161 952	402 057	280 793	CYPRUS	33 360	70 536	49 342
GEORGIA	2 720	4 288	3 001	LEBANON	65 345	89 774	62 664
ARMENIA	330	740	515	SYRIA	7 944	22 249	15 664
AZERBAIJAN	1 581	4 976	3 467	IRAN	4 369	9 223	6 526
KAZAKHSTAN	11 457	19 151	13 373	ISRAEL	100 109	203 049	141 129
TURKMENISTAN	876	3 082	2 169	AUTON TERRIT	59	163	113
UZBEKISTAN	3 681	10 550	7 321	JORDAN	21 359	41 385	28 805
TADJIKISTAN	378	1 544	1 098	SAUDI ARABIA	46 547	209 378	145 482
KYRGHYZSTAN	2 200	5 509	3 856	KUWAIT	45 570	144 525	100 711
SLOVENIA	179 933	276 459	193 844	BAHRAIN	7 051	25 124	17 484
CROATIA	81 173	130 134	90 947	QATAR	10 536	48 061	33 267
BOS HERZEGOV	5 465	7 811	5 429	ARAB EMIRAT	80 551	275 851	191 855
SERB MONTNEG	362	669	465	OMAN	20 762	68 911	48 308
MACEDONIA	21 456	40 557	28 432	YEMEN	2 051	4 791	3 345
MOROCCO	12 846	35 556	24 726	AFGHANISTAN	101	173	123
ALGERIA	8 852	13 856	9 723	PAKISTAN	3 291	14 936	10 459
TUNISIA	27 976	42 349	29 771	INDIA	20 946	80 628	56 564
LIBYA	5 883	10 830	7 583	BANGLADESH	183	877	618
EGYPT	121 554	221 680	155 056	MALDIVES	15	93	67
SUDAN	444	1 907	1 339	SRI LANKA	3 084	13 085	9 118
MAURITANIA	334	707	495	NEPAL	154	368	253
MALI	634	592	415	MYANMAR	361	1 200	838
BURKINA FASO	335	993	688	THAILAND	319 872	884 738	614 617
NIGER	8 569	1 482	1 040	LAOS	163	500	355
CHAD	28	46	30	VIETNAM	3 836	8 285	5 785
CAPE VERDE	87	178	125	CAMBODIA	597	3 182	2 205
SENEGAL	592	1 121	778	INDONESIA	87 177	223 693	155 050
GAMBIA	490	503	355	MALAYSIA	81 506	257 936	180 473
GUIN BISSAU	85	91	65	BRUNEI	9 740	79 868	51 548
GUINEA	1 209	1 875	1 323	SINGAPORE	102 628	337 410	235 953
SIERRA LEONE	196	160	109	PHILIPPINES	12 242	35 618	24 885
LIBERIA	656	171	120	MONGOLIA	1 380	1 904	1 313
IVORY COAST	4 129	9 970	7 028	CHINA	150 816	397 596	278 000
GHANA	7 250	11 332	7 872	NORTH KOREA	1 542	8 991	6 239
TOGO	8 144	3 325	2 330	SOUTH KOREA	48 150	180 504	126 722
BENIN	21 773	7 549	5 284	JAPAN	1 823 350	6 301 069	4 400 539
NIGERIA	26 272	24 630	17 165	TAIWAN	418 719	1 134 527	786 510
CAMEROON	1 767	3 322	2 336	HONG KONG	125 093	454 211	317 202
CENT AFR REP	137	578	411	MACAO	758	2 006	1 416
EQUAT GUINEA	14	57	38	AUSTRALIA	234 714	650 219	454 625
S TOME PRINC	42	70	50	PAPUA NEW G	144	574	402
GABON	726	1 223	856	NEW ZEALAND	29 422	87 183	60 866
CONGO	209	457	323	NEW CALEDON	6 435	13 129	9 189
ZAIRE	2 684	5 166	3 580	AM OCEANIA	849	2 581	1 785
RWANDA	560	1 775	1 230	FJI	305	1 086	741
BURUNDI	942	3 786	2 580	FR POLYNESIA	3 639	7 627	5 346
ANGOLA	3 757	7 780	5 459	782 GOODS, SPCL TRANSPORT VEH			
ETHIOPIA	1 811	2 964	2 075	IMPORTS	3 196 560	4 880 410	3 414 678
ERITREA	283	149	103	FRANCE	608 950	1 227 330	858 825
DJIBOUTI	59	203	143				

6 IMPORTS AND EXPORTS (SPECIAL TRADE) BY GROUPS OF THE SITC-REV. III AND BY COUNTRIES OF PRODUCTION AND CONSUMPTION 1995

GROUP COUNTRY	DT = 100 KG	1 000 DM	1 000 \$	GROUP COUNTRY	DT = 100 KG	1 000 DM	1 000 \$
BELGIUM LUX	393 362	505 823	352 420	SIERRA LEONE	1 619	253	173
NETHERLANDS	271 985	453 696	318 730	IVORY COAST	4 414	5 506	3 851
ITALY	462 983	531 080	371 606	GHANA	14 115	8 185	5 732
UNTD KINGDOM	137 191	212 100	148 633	TOGO	4 134	463	320
IRELAND	230	127	91	BENIN	998	671	466
DENMARK	5 861	3 608	2 523	NIGERIA	30 435	16 628	11 560
PORTUGAL	91 952	140 884	98 331	CAMEROON	9 397	11 755	8 146
SPAIN	171 993	266 691	186 741	CENT AFR REP	685	1 384	877
SWEDEN	92 133	131 181	91 499	EQUAT GUINEA	120	183	127
FINLAND	628	1 459	1 031	GABON	4 057	5 390	3 758
AUSTRIA	412 325	629 003	440 003	CONGO	1 656	2 589	1 826
EU	2 649 703	4 102 989	2 870 438	ZAIRE	10 530	7 232	5 061
CANARY IS	39	72	49	RWANDA	915	1 134	800
ICELAND	18	49	35	BURUNDI	2 062	3 244	2 244
NORWAY	15 945	19 688	13 848	ANGOLA	2 261	751	519
LIECHTENST	965	2 093	1 471	ETHIOPIA	20 370	15 674	10 743
SWITZERLAND	88 954	206 740	144 396	ERITREA	11 049	2 586	1 805
TURKEY	580	504	358	DJIBOUTI	5 626	6 965	4 754
LITHUANIA	106	240	170	KENYA	4 291	3 511	2 492
POLAND	86 997	164 888	115 444	UGANDA	3 626	2 625	1 814
CZECH REPUBL	28 237	10 555	7 441	TANZANIA	1 323	1 392	995
SLOVAKIA	1 458	613	423	MOZAMBIQUE	1 617	1 599	1 127
HUNGARY	836	1 691	1 200	MADAGASCAR	2 171	3 384	2 399
BULGARIA	1 905	217	154	REUNION	2 385	2 994	2 074
UKRAINE	5 701	5 098	3 331	MAURITIUS	336	488	340
BELARUS	1 770	1 037	735	MAYOTTE	167	340	245
RUSSIA	1 609	691	494	ZIMBABWE	168	64	45
KAZAKHSTAN	371	2 411	1 713	MALAWI	256	385	274
SLOVENIA	5 686	5 337	3 757	SOUTH AFRICA	13 676	14 202	9 905
CROATIA	135	150	105	NAMIBIA	281	46	32
MOROCCO	56	54	35	LESOTHO	788	696	497
ALGERIA	210	64	46	USA	117 027	156 103	109 436
USA	29 957	30 187	21 163	CANADA	17 326	22 300	15 676
CANADA	2 091	2 861	2 008	MEXICO	862	1 481	989
MEXICO	188	121	86	GUATEMALA	151	47	33
VENEZUELA	39	139	92	HONDURAS	103	168	119
BRAZIL	61 781	68 438	47 961	EL SALVADOR	1 849	518	366
THAILAND	43 244	49 209	34 528	NICARAGUA	122	180	125
CHINA	703	440	317	COSTA RICA	106	430	298
SOUTH KOREA	26 022	24 498	17 203	PANAMA	298	1 219	847
JAPAN	140 305	178 935	125 403	HAITI	2 609	1 095	771
HONG KONG	580	300	205	GUADELOUPE	2 778	4 367	3 064
AUSTRALIA	90	49	34	MARTINIQUE	1 847	2 972	2 075
EXPORTS	6 705 754	8 728 720	6 110 611	TRINIDAD TOB	124	188	131
FRANCE	806 636	1 546 622	1 084 444	COLOMBIA	1 534	3 076	2 176
BELGIUM LUX	304 729	389 173	271 975	VENEZUELA	486	609	439
NETHERLANDS	493 067	669 837	468 510	GUYANA	413	876	608
ITALY	631 384	749 880	525 738	FRENCH GUIAN	222	414	285
UNTD KINGDOM	698 190	1 017 316	712 083	ECUADOR	16 195	1 277	878
IRELAND	23 694	34 393	24 032	PERU	2 825	641	445
DENMARK	198 498	308 263	216 101	BRAZIL	5 650	6 667	4 658
GREECE	213 885	121 349	85 350	CHILE	34 832	29 683	20 979
PORTUGAL	41 327	46 172	32 259	BOLIVIA	1 894	824	581
SPAIN	257 627	336 283	235 567	PARAGUAY	948	601	430
SWEDEN	75 234	122 963	86 203	URUGUAY	140	664	468
FINLAND	96 721	151 541	105 919	ARGENTINA	5 032	2 414	1 678
AUSTRIA	270 713	463 446	324 372	CYPRUS	3 130	3 125	2 168
EU	4 111 705	5 957 238	4 172 553	LEBANON	14 942	9 431	6 582
CANARY IS	5 213	6 389	4 447	SYRIA	5 450	3 340	2 300
ICELAND	5 424	6 376	4 476	IRAN	4 144	12 035	8 528
NORWAY	108 698	164 242	115 173	ISRAEL	71 661	114 380	79 568
LIECHTENST	1 572	2 977	2 065	AUTON TERRIT	157	343	227
SWITZERLAND	268 478	505 297	353 874	JORDAN	36 658	11 416	7 972
ANDORRA	857	1 417	989	SAUDI ARABIA	53 553	36 740	25 580
MALTA	185	64	45	KUWAIT	15 039	7 138	4 962
TURKEY	30 589	65 010	45 275	BAHRAIN	198	623	442
ESTONIA	10 747	5 729	4 022	QATAR	4 955	6 671	4 612
LATVIA	19 056	9 721	6 802	ARAB EMIRAT	81 430	73 409	51 292
LITHUANIA	25 158	12 429	8 642	OMAN	16 986	23 104	16 192
POLAND	141 615	132 390	92 582	YEMEN	1 140	1 728	1 237
CZECH REPUBL	82 975	87 948	61 483	AFGHANISTAN	3 416	447	308
SLOVAKIA	13 769	18 189	12 734	PAKISTAN	5 100	11 476	7 612
HUNGARY	91 644	72 882	50 985	INDIA	46 242	17 562	12 113
ROMANIA	48 215	25 916	18 203	BANGLADESH	1 095	2 243	1 594
BULGARIA	34 123	30 506	21 364	THAILAND	36 617	54 566	38 187
ALBANIA	6 862	2 986	2 111	LAOS	49	135	95
UKRAINE	33 894	22 783	16 084	VIETNAM	89 607	10 293	7 217
BELARUS	12 438	8 592	6 032	INDONESIA	24 558	24 408	16 885
MOLDOVA	3 996	1 475	1 035	MALAYSIA	7 637	9 285	6 354
RUSSIA	67 635	84 000	59 071	BRUNEI	185	341	237
GEORGIA	163	44	31	SINGAPORE	27 551	38 198	27 017
AZERBAIJAN	693	1 629	1 155	PHILIPPINES	847	1 053	746
KAZAKHSTAN	10 585	6 068	4 238	CHINA	46 864	92 102	64 217
UZBEKISTAN	3 309	10 813	7 591	NORTH KOREA	19 365	950	668
KYRGHYZSTAN	1 466	524	369	SOUTH KOREA	61 464	98 144	68 644
SLOVENIA	64 402	61 421	42 969	JAPAN	42 808	83 774	58 708
CROATIA	156 043	91 837	64 329	TAIWAN	15 280	19 060	13 359
BOS HERZEGOV	30 825	10 962	7 638	HONG KONG	12 838	16 216	11 413
SERB MONTNEG	1 152	1 303	908	AUSTRALIA	39 935	58 782	40 908
MACEDONIA	38 616	22 709	15 875	PAPUA NEW G	1 731	1 263	889
MOROCCO	7 533	7 465	5 202	NEW ZEALAND	7 951	12 400	8 662
ALGERIA	2 742	3 516	2 443	NEW CALEDON	1 196	1 796	1 261
TUNISIA	2 799	2 583	1 804	FR POLYNESIA	1 390	2 258	1 584
LIBYA	12 446	30 144	20 773	783 ROAD MOTOR VEHICLES NES			
EGYPT	63 731	26 922	18 834	IMPORTS	854 001	2 266 257	1 592 387
SUDAN	1 106	1 370	956	FRANCE	502 678	1 687 296	1 186 794
MAURITANIA	616	1 085	785	BELGIUM LUX	55 984	80 487	58 401
MALI	3 036	728	503	NETHERLANDS	78 533	117 043	82 862
BURKINA FASO	350	141	100	ITALY	7 294	9 957	6 997
CHAD	826	274	194	UNTD KINGDOM	3 276	5 166	3 656
CAPE VERDE	391	94	67	DENMARK	10 887	14 397	10 120
SENEGAL	459	423	292	GREECE	356	203	141
GAMBIA	711	187	132	PORTUGAL	1 218	2 559	1 774
GUINEA	1 452	294	209				

6 IMPORTS AND EXPORTS (SPECIAL TRADE) BY GROUPS OF THE SITC-REV. III AND BY COUNTRIES OF PRODUCTION AND CONSUMPTION 1995

GROUP COUNTRY	DT = 100 KG	1 000 DM	1 000 \$	GROUP COUNTRY	DT = 100 KG	1 000 DM	1 000 \$
SPAIN	9 767	17 798	12 429	VENEZUELA	207	638	457
SWEDEN	107 449	182 280	127 024	FRENCH GUIAN	62	95	66
AUSTRIA	30 130	57 267	39 726	ECUADOR	2 030	619	420
EU	807 572	2 174 453	1 527 924	PERU	1 439	351	246
NORWAY	844	1 691	1 194	BRAZIL	68	245	163
SWITZERLAND	17 858	41 236	28 910	CHILE	13 372	14 510	10 129
TURKEY	9 771	24 910	17 476	BOLIVIA	1 002	182	128
ESTONIA	385	527	379	PARAGUAY	1 901	786	555
POLAND	1 720	379	262	ARGENTINA	504	707	461
CZECH REPUB.	5 155	4 487	3 145	CYPRUS	622	193	138
SLOVAKIA	164	150	109	LEBANON	800	517	362
HUNGARY	5 639	10 914	7 733	SYRIA	3 842	1 642	1 140
ROMANIA	414	204	144	ISRAEL	2 047	4 022	2 827
RUSSIA	65	155	107	JORDAN	13 397	2 890	2 022
SLOVENIA	2 405	5 376	3 759	SAUDI ARABIA	76 803	84 780	59 224
CROATIA	120	250	171	KUWAIT	1 983	551	391
ALGERIA	86	127	88	BAHRAIN	383	87	60
USA	1 230	1 131	805	QATAR	1 442	372	258
SOUTH KOREA	90	101	66	ARAB EMIRAT	23 335	19 427	13 456
AUSTRALIA	121	105	74	OMAN	3 806	4 660	3 218
EXPORTS	3 267 296	5 950 099	4 171 928	YEMEN	897	185	123
FRANCE	917 537	2 412 718	1 695 313	AFGHANISTAN	523	88	61
BELGIUM LUX	143 250	241 012	168 622	PAKISTAN	320	64	46
NETHERLANDS	167 105	265 633	186 407	INDIA	260	148	100
ITALY	292 266	472 421	331 698	SRI LANKA	766	188	128
UNITD KINGDOM	240 334	365 776	255 561	THAILAND	5 135	7 212	5 096
IRELAND	9 776	16 480	11 512	LAOS	106	146	104
DENMARK	60 177	133 859	94 238	VIETNAM	1 764	227	160
GREECE	29 045	23 969	16 694	INDONESIA	10 196	16 878	12 040
PORTUGAL	23 573	25 396	17 829	MALAYSIA	2 003	3 052	2 156
SPAIN	195 060	301 792	210 968	SINGAPORE	267	324	229
SWEDEN	18 036	31 456	22 002	PHILIPPINES	437	762	516
FINLAND	7 438	16 748	11 790	CHINA	8 250	10 412	7 333
AUSTRIA	108 836	256 583	179 994	SOUTH KOREA	905	3 885	2 719
EU	2 212 433	4 563 843	3 202 628	JAPAN	4 930	14 993	10 533
CANARY IS	1 342	1 962	1 371	TAIWAN	13 865	16 373	11 536
ICELAND	1 423	2 172	1 525	HONG KONG	9 281	11 488	7 973
NORWAY	12 860	27 140	19 053	AUSTRALIA	2 760	4 081	2 847
LIECHTENST	303	575	403	NEW ZEALAND	307	520	370
SWITZERLAND	60 286	182 456	127 202	NEW CALEDON	67	109	78
ANDORRA	244	293	198	FR POLYNESIA	132	257	182
GIBRALTAR	285	649	449	784 PARTS,TRACTORS,MOTOR VEH			
TURKEY	29 852	47 387	33 183	IMPORTS	15 783 269	18 508 633	12 926 326
ESTONIA	3 880	1 844	1 287	FRANCE	2 344 550	3 991 351	2 788 154
LATVIA	12 802	10 851	7 562	BELGIUM LUX	748 815	687 345	480 108
LITHUANIA	22 366	12 394	8 706	NETHERLANDS	570 943	614 569	430 210
POLAND	90 212	124 001	87 272	ITALY	2 164 659	2 212 196	1 546 663
CZECH REPUB.	43 866	80 029	56 183	UNITD KINGDOM	2 347 760	2 992 761	2 089 603
SLOVAKIA	7 420	13 219	9 221	IRELAND	38 365	61 866	43 317
HUNGARY	40 265	28 575	19 851	DENMARK	138 395	104 669	72 918
ROMANIA	27 243	16 048	11 169	GREECE	1 872	6 015	4 308
BULGARIA	80 455	202 648	141 818	PORTUGAL	309 486	183 122	128 024
ALBANIA	1 133	200	140	SPAIN	2 505 530	2 328 393	1 626 198
UKRAINE	27 160	33 667	23 450	SWEDEN	183 298	354 908	242 242
BELARUS	33 269	29 753	20 820	FINLAND	79 226	63 873	44 450
MOLDOVA	3 786	1 204	829	AUSTRIA	1 207 747	1 644 147	1 147 262
RUSSIA	140 200	88 901	62 018	EU	12 640 706	15 243 215	10 643 457
GEORGIA	989	182	127	CANARY IS	158	418	299
ARMENIA	143	54	38	CEUTA MEL	117	60	43
AZERBAIJAN	1 473	200	141	NORWAY	110 200	117 824	82 256
KAZAKHSTAN	16 207	16 671	11 533	LIECHTENST	11 031	13 484	9 448
UZBEKISTAN	12 403	47 213	32 705	SWITZERLAND	218 719	230 997	161 240
KYRGHYZSTAN	2 162	5 090	3 523	ANDORRA	38	136	94
SLOVENIA	21 938	35 264	24 824	MALTA	119	250	176
CROATIA	53 341	52 968	36 994	TURKEY	171 783	78 100	54 662
BOS HERZEGOV	14 330	4 861	3 415	ESTONIA	280	241	166
MACEDONIA	15 169	11 280	7 976	LATVIA	97	113	79
MOROCCO	697	780	562	LITHUANIA	949	288	203
ALGERIA	805	405	286	POLAND	226 210	92 351	64 643
TUNISIA	432	94	66	CZECH REPUB.	694 309	320 759	224 506
LIBYA	1 923	5 635	3 929	SLOVAKIA	148 454	181 898	127 525
EGYPT	12 818	7 620	5 359	HUNGARY	205 979	184 163	128 956
SUDAN	705	1 035	689	ROMANIA	20 546	32 622	22 874
MALI	1 766	473	327	BULGARIA	8 852	2 400	1 679
SENEGAL	188	236	168	UKRAINE	2 412	766	538
GAMBIA	455	151	112	BELARUS	4 077	1 716	1 197
GUINEA	408	132	95	RUSSIA	120 119	15 823	11 108
SIERRA LEONE	252	44	31	KAZAKHSTAN	30	284	197
IVORY COAST	2 446	3 373	2 357	SLOVENIA	109 500	67 570	47 267
GHANA	1 763	877	619	CROATIA	4 264	1 396	978
TOGO	630	100	70	MACEDONIA	1 676	1 455	1 016
BENIN	100	118	81	TUNISIA	7 429	9 357	6 559
NIGERIA	3 735	6 066	4 085	SOUTH AFRICA	106 723	95 649	66 957
CAMEROON	366	317	220	USA	259 971	666 594	465 095
S TOME PRINC	17	65	46	CANADA	60 576	60 086	42 091
GABON	734	873	617	MEXICO	23 200	18 764	13 101
ZAIRE	680	284	199	ARUBA	27	63	45
RWANDA	444	603	417	BRAZIL	102 224	55 365	38 693
BURUNDI	85	173	125	URUGUAY	75	169	118
ETHIOPIA	5 031	5 260	3 753	ARGENTINA	411	368	255
DJIBOUTI	161	78	56	CYPRUS	207	165	117
KENYA	1 353	1 877	1 329	IRAN	1 706	462	316
UGANDA	541	632	423	ISRAEL	322	517	361
TANZANIA	863	408	287	BAHRAIN	17 579	7 484	5 229
MOZAMBIQUE	344	237	170	INDIA	30 750	6 499	4 551
MADAGASCAR	114	90	63	THAILAND	1 081	2 356	1 649
ZIMBABWE	762	3 228	2 237	INDONESIA	1 167	1 485	1 043
MALAWI	144	63	45	MALAYSIA	1 100	3 901	2 740
SOUTH AFRICA	11 919	13 773	9 631	SINGAPORE	528	1 351	937
NAMIBIA	364	1 190	845	PHILIPPINES	520	371	264
USA	8 835	19 457	13 513	CHINA	6 727	3 690	2 584
CUBA	448	135	96	SOUTH KOREA	49 934	61 825	43 611
GUADELOUPE	370	606	421	JAPAN	372 545	888 387	620 626
MARTINIQUE	461	1 207	850				

6 IMPORTS AND EXPORTS (SPECIAL TRADE) BY GROUPS OF THE SITC-REV. III AND BY COUNTRIES OF PRODUCTION AND CONSUMPTION 1995

GROUP COUNTRY	DT = 100 KG	1 000 DM	1 000 \$	GROUP COUNTRY	DT = 100 KG	1 000 DM	1 000 \$
TAIWAN	23 473	24 946	17 460	NAMIBIA	218	514	356
HONG KONG	2 408	1 939	1 353	LESOTHO	41	97	70
AUSTRALIA	12 495	8 067	5 662	USA	814 323	1 530 534	1 068 768
NEW ZEALAND	42	45	31	CANADA	53 017	93 733	65 429
N ZEAL OCEAN	23	50	35	GREENLAND	38	47	30
EXPORTS	23 233 142	31 397 633	21 931 557	ST PIERRE	156	525	368
FRANCE	2 347 575	2 728 017	1 904 538	MEXICO	410 738	638 309	444 164
BELGIUM LUX	4 911 724	4 422 957	3 088 047	BERMUDA	10	58	39
NETHERLANDS	853 838	1 161 097	810 141	GUATEMALA	993	2 852	2 006
ITALY	773 700	1 416 138	986 978	HONDURAS	252	3 983	2 773
UNTD KINGDOM	3 528 563	4 413 930	3 085 898	EL SALVADOR	792	1 362	954
IRELAND	11 499	22 851	15 978	NICARAGUA	30	96	68
DENMARK	127 676	234 645	163 675	COSTA RICA	433	2 018	1 411
GREECE	81 266	137 178	96 699	PANAMA	573	1 824	1 268
PORTUGAL	138 522	280 298	196 515	CUBA	33	101	69
SPAIN	1 964 260	2 402 331	1 678 359	HAITI	47	288	201
SWEDEN	1 235 350	1 404 470	979 678	BAHAMAS	40	125	86
FINLAND	109 977	145 193	101 408	DOMINIC REP	361	882	612
AUSTRIA	1 305 849	1 675 967	1 169 156	GUADELOUPE	1 445	4 169	2 903
EU	17 389 799	20 445 112	14 275 070	MARTINIQUE	1 430	4 527	3 157
CANARY IS	2 714	8 587	5 987	JAMAICA	106	492	338
CEUTA MEL	3 677	8 589	6 280	BRIT VIRG IS	18	81	57
ICELAND	1 518	3 277	2 232	BARBADOS	37	186	128
SVALBARD	21	46	33	TRINIDAD TOB	32	151	105
NORWAY	54 140	89 211	62 331	NETH ANTILL	41	218	149
LIECHTENST	4 741	3 633	2 549	COLOMBIA	1 473	5 161	3 606
SWITZERLAND	243 681	499 961	349 723	VENEZUELA	6 178	9 317	6 528
ANDORRA	214	847	595	GUYANA	157	62	44
GIBRALTAR	8	51	33	SURINAME	19	68	46
VATICAN CITY	1 054	2 260	1 601	FRENCH GUIAN	331	491	340
MALTA	568	1 830	1 275	ECUADOR	3 162	4 664	3 259
TURKEY	158 350	317 186	222 029	PERU	7 210	6 787	4 747
ESTONIA	3 245	13 702	9 592	BRAZIL	270 869	465 206	325 248
LATVIA	5 841	33 025	23 156	CHILE	6 477	16 503	11 497
LITHUANIA	9 108	36 504	25 532	BOLIVIA	378	575	401
POLAND	181 117	430 874	301 645	PARAGUAY	1 340	5 072	3 550
CZECH REPUB	369 074	417 882	292 566	URUGUAY	1 246	2 426	1 695
SLOVAKIA	304 305	414 242	289 835	ARGENTINA	41 134	66 997	46 814
HUNGARY	218 260	272 328	190 765	CYPRUS	4 454	12 695	8 871
ROMANIA	10 295	16 457	11 507	LEBANON	33 812	70 891	49 564
BULGARIA	9 533	25 102	17 488	SYRIA	9 459	11 988	8 352
ALBANIA	981	1 928	1 345	IRAN	16 174	36 666	25 676
UKRAINE	14 777	37 295	26 103	ISRAEL	46 721	116 945	81 605
BELARUS	4 391	15 321	10 684	AUTON TERRIT	70	279	191
MOLDOVA	341	1 856	1 295	JORDAN	12 310	21 384	14 964
RUSSIA	40 347	126 951	88 978	SAUDI ARABIA	57 787	108 689	75 824
GEORGIA	447	939	658	KUWAIT	8 378	20 365	14 209
ARMENIA	22	194	134	BAHRAIN	1 089	3 816	2 669
AZERBAIJAN	135	404	285	QATAR	3 027	5 928	4 132
KAZAKHSTAN	1 813	7 877	5 494	ARAB EMIRAT	31 415	71 702	50 164
UZBEKISTAN	1 122	2 161	1 509	OMAN	2 464	7 785	5 414
TADJIKISTAN	19	97	68	YEMEN	1 937	1 796	1 248
KYRGHYZSTAN	370	1 870	1 299	AFGHANISTAN	383	740	516
SLOVENIA	32 628	44 561	31 211	PAKISTAN	1 110	2 488	1 730
CROATIA	9 232	46 988	32 908	INDIA	7 674	25 473	17 797
BOS HERZEGOV	542	3 135	2 186	BANGLADESH	98	487	345
SERB MONTNEG	6	113	80	MALDIVES	14	213	149
MACEDONIA	2 731	7 947	5 545	SRI LANKA	120	923	634
MOROCCO	14 096	21 611	15 126	NEPAL	48	137	96
ALGERIA	39 783	61 192	43 257	MYANMAR	24	141	98
TUNISIA	6 604	23 488	16 403	THAILAND	44 852	105 816	74 133
LIBYA	13 439	37 562	26 330	LAGOS	316	961	607
EGYPT	64 636	80 277	56 117	VIETNAM	2 951	4 303	3 007
SUDAN	619	2 651	1 873	INDONESIA	23 801	59 808	42 216
MAURITANIA	278	807	563	MALAYSIA	56 916	94 940	66 438
MALI	322	1 033	722	BRUNEI	423	2 074	1 438
BURKINA FASO	88	304	211	SINGAPORE	66 776	167 339	116 971
NIGER	712	4 173	2 927	PHILIPPINES	6 130	13 908	9 685
CHAD	88	241	171	MONGOLIA	113	459	319
CAPE VERDE	38	87	62	CHINA	680 031	1 310 698	918 427
SENEGAL	200	949	666	NORTH KOREA	80	199	140
GAMBIA	205	1 052	731	SOUTH KOREA	133 673	335 795	234 673
GUIN BISSAU	30	97	70	JAPAN	161 128	510 862	357 350
GUINEA	343	1 752	1 222	TAIWAN	136 513	230 623	161 446
SIERRA LEONE	385	1 309	910	HONG KONG	34 502	107 643	75 045
LIBERIA	62	339	238	AUSTRALIA	81 530	161 267	112 636
IVORY COAST	1 363	4 168	2 916	PAPUA NEW G	43	77	49
GHANA	9 380	18 489	12 941	NEW ZEALAND	6 846	16 078	11 242
TOGO	812	4 280	2 987	NEW CALEDON	423	1 068	738
BENIN	718	3 500	2 454	AM OCEANIA	45	339	236
NIGERIA	16 934	41 572	29 050	FIJI	17	107	75
CAMEROON	3 248	4 107	2 869	FR POLYNESIA	284	1 111	772
CENT AFR REP	448	795	547	UNID COUNTR	3 807	17 667	12 351
EQUAT GUINEA	78	83	59				
GABON	853	1 787	1 240	785 CYCLES,MOTORCYCLES ETC.			
CONGO	398	1 148	781	IMPORTS	1 411 075	3 207 415	2 250 613
ZAIRE	2 138	6 327	4 419	FRANCE	59 563	151 286	106 054
RWANDA	31	241	168	BELGIUM LUX	15 663	20 018	13 992
BURUNDI	404	1 166	804	NETHERLANDS	75 088	133 770	93 815
ANGOLA	456	1 707	1 192	ITALY	325 504	645 042	452 537
ETHIOPIA	5 020	10 420	7 259	UNTD KINGDOM	17 190	57 912	40 655
ERITREA	457	1 718	1 188	IRELAND	947	9 223	6 503
KENYA	2 583	7 290	5 113	DENMARK	4 442	17 877	12 561
UGANDA	420	1 334	932	GREECE	157	152	107
TANZANIA	728	1 972	1 362	PORTUGAL	5 868	13 588	9 795
MOZAMBIQUE	90	299	210	SPAIN	17 685	45 254	31 899
MADAGASCAR	868	1 711	1 197	SWEDEN	9 317	17 170	12 033
REUNION	457	1 318	922	FINLAND	2 030	1 767	1 217
MAURITIUS	272	918	636	AUSTRIA	9 979	47 171	33 498
MAYOTTE	17	56	39	EU	543 433	1 160 230	814 666
ZAMBIA	525	871	603	CANARY IS	11	53	37
ZIMBABWE	1 186	4 168	2 905	NORWAY	1 417	5 499	3 850
MALAWI	315	797	565	LIECHTENST	401	470	324
SOUTH AFRICA	654 815	1 160 473	809 097	SWITZERLAND	12 842	44 718	31 222

6 IMPORTS AND EXPORTS (SPECIAL TRADE) BY GROUPS OF THE SITC-REV. III AND BY COUNTRIES OF PRODUCTION AND CONSUMPTION 1995

GROUP COUNTRY	DT = 100 KG	1 000 DM	1 000 \$	GROUP COUNTRY	DT = 100 KG	1 000 DM	1 000 \$
TURKEY	2 983	3 383	2 406	COLOMBIA	128	413	292
ESTONIA	78	60	42	VENEZUELA	28	129	91
LATVIA	4 733	1 437	1 001	SURINAME	42	90	63
LITHUANIA	14 178	13 284	9 312	ECUADOR	30	74	52
POLAND	49 708	32 786	23 002	BRAZIL	434	2 330	1 628
CZECH REPUBL	72 811	34 139	23 951	CHILE	303	1 371	939
SLOVAKIA	1 838	2 625	1 844	ARGENTINA	64	128	93
HUNGARY	3 642	5 241	3 719	CYPRUS	25	108	77
ROMANIA	110	120	85	IRAN	222	785	547
BULGARIA	91	126	90	ISRAEL	346	2 037	1 385
UKRAINE	1 495	649	456	JORDAN	8	64	44
BELARUS	343	859	602	SAUDI ARABIA	120	195	137
RUSSIA	959	865	469	KUWAIT	59	267	191
SLOVENIA	7 168	8 605	6 020	ARAB EMIRAT	870	354	246
CROATIA	57	61	44	INDIA	378	721	493
MACEDONIA	25	82	58	THAILAND	15	63	44
TUNISIA	31	67	48	LAOS	46	101	72
SOUTH AFRICA	93	147	107	VIETNAM	24	99	69
USA	62 761	239 480	167 812	CAMBODIA	382	1 134	787
CANADA	2 710	11 183	7 842	INDONESIA	50	409	286
MEXICO	549	523	370	MALAYSIA	175	953	668
BRAZIL	1 980	5 425	3 852	SINGAPORE	202	817	569
CHILE	245	914	644	CHINA	43	156	109
ISRAEL	109	892	626	SOUTH KOREA	15	103	71
INDIA	26 746	15 112	10 604	JAPAN	5 194	28 491	19 852
BANGLADESH	118	96	68	TAIWAN	765	3 314	2 306
THAILAND	1 585	1 882	1 308	HONG KONG	464	671	469
VIETNAM	308	304	216	AUSTRALIA	2 717	15 525	10 854
INDONESIA	3 586	2 514	1 750	NEW ZEALAND	570	1 816	1 267
MALAYSIA	10 429	15 130	10 623	NEW CALEDON	18	86	60
SINGAPORE	11 745	19 622	13 758	FR POLYNESIA	23	98	68
PHILIPPINES	132	73	53	UNID COUNTR	152	296	201
CHINA	54 287	51 213	35 593				
SOUTH KOREA	6 188	10 171	7 100				
JAPAN	321 611	1 184 947	831 551	786 TRAILERS, SEMI-TRAIL, ETC			
TAIWAN	184 891	328 752	230 777	IMPORTS	2 772 482	1 043 509	730 625
HONG KONG	1 894	2 426	1 684	FRANCE	172 393	108 835	76 254
AUSTRALIA	254	719	506	BELGIUM LUX	77 788	63 815	44 795
NEW ZEALAND	119	541	386	NETHERLANDS	212 273	95 855	67 103
EXPORTS	285 993	784 115	548 255	ITALY	124 783	77 056	53 860
FRANCE	25 716	117 127	82 368	UNTD KINGDOM	34 315	20 033	13 996
BELGIUM LUX	10 072	32 901	23 015	IRELAND	2 666	3 704	2 623
NETHERLANDS	38 373	98 279	68 728	DENMARK	60 479	23 836	16 646
ITALY	10 940	46 155	32 186	GREECE	1 985	1 109	782
UNTD KINGDOM	8 133	31 684	21 940	PORTUGAL	207	227	164
IRELAND	451	833	586	SPAIN	18 675	11 121	7 843
DENMARK	11 426	25 990	18 228	SWEDEN	10 454	15 106	10 581
GREECE	725	3 412	2 378	FINLAND	3 965	4 077	2 861
PORTUGAL	622	2 510	1 733	AUSTRIA	261 762	163 299	114 223
SPAIN	3 455	14 908	10 385	EU	981 745	588 079	411 731
SWEDEN	7 197	19 616	13 775	CANARY IS	823	413	290
FINLAND	2 311	6 663	4 639	ICELAND	58	285	201
AUSTRIA	22 358	63 557	44 577	NORWAY	1 222	1 350	948
EU	141 779	463 635	324 538	LIECHTENST	2 015	1 617	1 139
CANARY IS	28	110	75	SWITZERLAND	13 761	12 268	8 568
ICELAND	118	318	221	TURKEY	4 013	2 003	1 404
NORWAY	5 752	16 398	11 495	ESTONIA	1 910	1 594	1 114
LIECHTENST	396	317	225	LATVIA	747	159	111
SWITZERLAND	15 265	49 950	35 074	LITHUANIA	1 252	159	113
ANDORRA	53	296	209	POLAND	535 659	101 911	71 429
TURKEY	1 655	4 204	2 987	CZECH REPUBL	315 567	62 622	43 883
LATVIA	106	194	136	SLOVAKIA	115 511	22 364	15 656
LITHUANIA	9 185	10 879	7 596	HUNGARY	333 043	148 027	103 770
POLAND	29 544	23 353	16 374	ROMANIA	94 583	17 995	12 610
CZECH REPUBL	41 349	33 232	23 207	BULGARIA	1 281	436	306
SLOVAKIA	442	1 138	801	UKRAINE	42 004	3 944	2 746
HUNGARY	1 889	2 789	1 964	BELARUS	4 355	345	240
ROMANIA	90	220	151	MOLDOVA	6 100	461	325
BULGARIA	94	169	119	RUSSIA	45 821	7 951	5 555
UKRAINE	133	887	612	SLOVENIA	50 365	18 447	12 908
BELARUS	212	207	142	CROATIA	1 146	651	455
RUSSIA	332	1 261	872	EGYPT	3 478	46	32
KAZAKHSTAN	45	226	159	SOUTH AFRICA	3 645	1 653	1 155
UZBEKISTAN	244	824	572	USA	99 459	18 269	12 772
SLOVENIA	1 342	3 119	2 195	CANADA	1 652	4 983	3 355
CROATIA	331	1 671	1 164	BRAZIL	852	400	282
MOROCCO	317	366	260	IRAN	266	59	42
ALGERIA	20	49	35	ISRAEL	1 269	380	263
TUNISIA	35	159	113	INDIA	698	330	233
LIBYA	123	955	663	THAILAND	638	300	214
EGYPT	1 109	2 769	1 967	VIETNAM	231	54	38
GUINEA	51	476	326	INDONESIA	383	62	43
IVORY COAST	304	123	87	MALAYSIA	3 155	1 525	1 057
GHANA	91	307	216	PHILIPPINES	540	226	159
BENIN	644	388	271	CHINA	61 142	13 177	9 215
NIGERIA	135	298	209	SOUTH KOREA	2 231	229	162
ZAIRE	15	51	37	JAPAN	4 786	1 272	890
RWANDA	75	166	114	TAIWAN	31 732	6 642	4 642
ANGOLA	70	145	102	HONG KONG	4 454	434	298
ETHIOPIA	19	103	79	AUSTRALIA	469	249	173
KENYA	65	352	233	EXPORTS	3 217 670	2 537 440	1 775 701
TANZANIA	81	201	140	FRANCE	269 528	265 861	185 683
ZIMBABWE	7	66	46	BELGIUM LUX	216 608	173 891	121 731
MALAWI	46	58	40	NETHERLANDS	433 302	333 099	274 700
SOUTH AFRICA	527	2 815	1 967	ITALY	92 531	79 776	55 972
NAMIBIA	39	50	34	UNTD KINGDOM	184 442	133 950	93 742
USA	16 309	88 080	61 209	IRELAND	1 261	1 377	961
CANADA	966	5 076	3 523	DENMARK	207 741	185 193	129 577
MEXICO	297	1 432	995	GREECE	37 551	12 455	8 714
GUATEMALA	31	94	65	PORTUGAL	10 393	7 855	5 500
COSTA RICA	34	174	121	SPAIN	92 843	69 237	48 638
CUBA	39	88	61	SWEDEN	95 309	79 242	55 726
HAITI	60	126	91	FINLAND	48 418	38 589	27 039
GUADELOUPE	23	104	73				

6 IMPORTS AND EXPORTS (SPECIAL TRADE) BY GROUPS OF THE SITC-REV. III AND BY COUNTRIES OF PRODUCTION AND CONSUMPTION 1995

GROUP COUNTRY	DT = 100 KG	1 000 DM	1 000 \$	GROUP COUNTRY	DT = 100 KG	1 000 DM	1 000 \$
AUSTRIA	316 324	230 562	161 204	CHINA	7 655	4 604	3 193
EU	2 006 251	1 671 087	1 169 187	NORTH KOREA	257	102	72
CANARY IS	1 838	1 043	718	SOUTH KOREA	7 129	7 172	5 018
ICELAND	627	509	355	JAPAN	12 419	22 844	15 998
NORWAY	35 808	38 785	27 284	TAIWAN	29 451	16 613	11 573
LIECHTENST	329	288	203	HONG KONG	2 800	2 323	1 602
SWITZERLAND	158 609	168 361	117 981	MACAO	148	423	292
GIBRALTAR	325	867	604	AUSTRALIA	24 324	16 906	11 834
MALTA	478	458	327	PAPUA NEW G	505	357	244
TURKEY	28 203	21 978	15 340	NEW ZEALAND	2 569	2 369	1 662
ESTONIA	3 102	1 141	794	POLAR REG	96	103	73
LATVIA	11 522	5 311	3 743	UNID COUNTR	360	282	194
LITHUANIA	26 469	10 027	7 014				
POLAND	134 505	71 384	50 023	791 RAILWAY VEHICLES.EQUIPNT			
CZECH REPUBL	72 929	52 026	36 449	IMPORTS	923 269	628 925	438 695
SLOVAKIA	18 885	11 445	7 999	FRANCE	48 950	87 294	61 786
HUNGARY	91 413	54 607	38 206	BELGIUM LUX	26 948	59 957	41 805
ROMANIA	18 701	9 111	6 377	NETHERLANDS	22 294	43 941	30 638
BULGARIA	26 804	17 860	12 556	ITALY	25 848	28 204	19 666
ALBANIA	895	219	153	UNTD KINGDOM	6 816	5 195	3 595
UKRAINE	26 243	15 586	10 969	IRELAND	448	1 241	869
BELARUS	32 915	21 243	14 925	DENMARK	800	2 239	1 548
MOLDOVA	3 540	926	644	PORTUGAL	2 073	1 292	888
RUSSIA	47 341	30 361	21 237	SPAIN	13 504	10 811	7 624
AZERBAIJAN	341	88	61	SWEDEN	2 403	6 262	4 365
KAZAKHSTAN	7 058	2 182	1 534	FINLAND	41	364	240
UZBEKISTAN	25 813	38 392	27 005	AUSTRIA	20 993	93 082	64 511
KYRGHYZSTAN	265	48	32	EU	171 161	339 912	237 557
SLOVENIA	20 939	13 601	9 513	NORWAY	2 954	2 291	1 583
CROATIA	18 824	5 911	4 140	SWITZERLAND	37 962	64 260	44 869
BOS HERZEGOV	5 389	1 364	949	TURKEY	11	44	31
MACEDONIA	11 321	4 733	3 314	POLAND	102 559	18 364	12 814
MOROCCO	493	313	218	CZECH REPUBL	214 029	71 534	49 739
ALGERIA	2 599	2 323	1 638	SLOVAKIA	266 540	95 380	66 240
TUNISIA	6 328	4 364	3 055	HUNGARY	42 365	15 883	11 026
LIBYA	2 160	2 385	1 641	ROMANIA	15 330	5 299	3 647
EGYPT	45 130	20 060	14 123	UKRAINE	50 217	6 437	4 515
SUDAN	1 462	2 180	1 539	RUSSIA	15 616	3 838	2 676
MAURITANIA	1 164	112	78	SLOVENIA	422	279	200
MALI	1 769	769	538	CROATIA	101	153	107
SENEGAL	437	57	40	TUNISIA	31	49	33
SIERRA LEONE	381	63	44	TANZANIA	160	372	270
IVORY COAST	1 120	772	536	SOUTH AFRICA	156	52	36
GHANA	4 460	2 119	1 488	USA	1 617	2 858	2 004
BENIN	447	246	174	COLOMBIA	1 139	431	313
NIGERIA	2 224	1 130	770	BRAZIL	90	379	262
CAMEROON	13 541	6 766	4 751	THAILAND	34	139	96
EQUAT GUINEA	250	239	169	CHINA	368	520	367
GABON	1 181	962	672	SOUTH KOREA	78	45	31
CONGO	413	344	242	JAPAN	30	133	96
ZAIRE	2 088	1 242	878	AUSTRALIA	99	106	72
RWANDA	44	78	53				
ANGOLA	196	186	129	EXPORTS	986 773	1 807 672	1 261 531
ETHIOPIA	1 019	804	559	FRANCE	34 643	43 753	30 500
ERITREA	1 845	957	664	BELGIUM LUX	62 909	64 018	44 578
KENYA	9 090	4 725	3 323	NETHERLANDS	148 409	328 605	228 644
UGANDA	884	452	311	ITALY	34 611	40 945	28 311
TANZANIA	10 815	4 905	3 383	UNTD KINGDOM	17 257	32 340	22 564
MADAGASCAR	101	77	54	IRELAND	9	117	80
ZAMBIA	172	410	293	DENMARK	10 481	44 514	31 028
ZIMBABWE	53	89	61	GREECE	7 700	41 416	29 684
SOUTH AFRICA	8 627	9 231	6 488	PORTUGAL	7 671	29 917	20 664
USA	32 809	33 821	23 479	SPAIN	6 143	17 602	12 341
CANADA	2 186	1 985	1 387	SWEDEN	65 951	68 384	47 719
MEXICO	111	134	94	FINLAND	7 760	11 459	7 993
GUATEMALA	299	219	155	AUSTRIA	109 546	114 042	79 717
EL SALVADOR	406	108	77	EU	513 090	837 112	583 823
CUBA	56	86	60	NORWAY	16 497	23 788	16 641
DOMINIC REP	66	43	30	SWITZERLAND	88 768	178 889	125 150
MARTINIQUE	235	414	298	TURKEY	2 292	3 835	2 704
JAMAICA	352	536	381	ESTONIA	53	129	89
ARUBA	56	282	202	LATVIA	395	1 476	1 021
COLOMBIA	38	41	30	LITHUANIA	69	232	164
VENEZUELA	48	242	168	POLAND	26 513	16 948	11 730
ECUADOR	4 431	248	171	CZECH REPUBL	17 555	18 475	11 351
PERU	119	176	123	SLOVAKIA	8 538	10 799	7 501
BRAZIL	1 238	1 885	1 284	HUNGARY	36 297	109 334	76 205
CHILE	2 045	1 283	889	ROMANIA	1 839	9 310	6 104
BOLIVIA	136	137	98	BULGARIA	29 057	3 682	2 600
ARGENTINA	7 064	4 242	2 945	UKRAINE	15	94	65
CYPRUS	1 357	965	660	BELARUS	1 779	6 796	4 745
LEBANON	755	399	283	MOLDOVA	20	72	50
SYRIA	3 605	3 430	2 370	RUSSIA	100 209	199 432	139 284
IRAN	2 895	2 295	1 605	KAZAKHSTAN	35	195	140
ISRAEL	11 272	8 830	6 170	UZBEKISTAN	17	110	72
JORDAN	4 314	1 596	1 123	SLOVENIA	284	915	638
SAUDI ARABIA	24 204	11 639	8 008	CROATIA	1 542	1 785	1 241
KUWAIT	5 401	3 794	2 621	SERB MONTNEG	226	86	60
BAHRAIN	147	163	109	MACEDONIA	657	249	174
QATAR	292	185	131	MOROCCO	3 440	2 395	1 679
ARAB EMIRAT	12 612	7 393	5 168	ALGERIA	277	943	667
OMAN	507	355	258	TUNISIA	423	3 358	2 345
YEMEN	82	84	58	LIBYA	63	352	251
PAKISTAN	3 051	1 202	826	EGYPT	9 249	21 735	15 444
INDIA	1 591	2 574	1 811	SUDAN	60	520	360
BANGLADESH	165	271	191	MAURITANIA	166	1 894	1 298
MALDIVES	49	84	58	BURKINA FASO	35	373	269
SRI LANKA	447	100	70	GUINEA	625	494	351
THAILAND	13 394	8 028	5 635	IVORY COAST	23	44	31
VIETNAM	447	98	67	GHANA	3 436	14 514	10 417
INDONESIA	6 002	3 674	2 563	NIGERIA	2 771	1 071	776
MALAYSIA	9 017	7 501	5 262	CAMEROON	10	151	102
BRUNEI	39	173	120	GABON	60	131	88
SINGAPORE	16 788	12 114	8 521				
PHILIPPINES	565	436	303				
MONGOLIA	197	133	92				

6 IMPORTS AND EXPORTS (SPECIAL TRADE) BY GROUPS OF THE SITC-REV. III AND BY COUNTRIES OF PRODUCTION AND CONSUMPTION 1995

GROUP COUNTRY	DT = 100 KG	1 000 DM	1 000 \$	GROUP COUNTRY	DT = 100 KG	1 000 DM	1 000 \$
ZAIRE	256	324	231	HONG KONG	38	5 296	3 708
KENYA	116	476	339	AUSTRALIA	125	1 663	1 168
UGANDA	82	422	293	NEW ZEALAND	4	63	45
TANZANIA	4 065	1 824	1 255	FR POLYNESIA		75	52
MOZAMBIQUE	35	535	382	EXPORTS	165 801	12 922 500	9 015 187
ZAMBIA	6	69	47	FRANCE	85 325	7 757 369	5 396 722
ZIMBABWE	12	138	97	BELGIUM LUX	414	37 292	26 058
SOUTH AFRICA	2 186	7 459	5 230	NETHERLANDS	3 648	175 407	122 584
LESOTHO	2 030	3 194	2 208	ITALY	5 162	465 555	328 892
USA	14 475	41 362	28 791	UNITD KINGDOM	15 015	611 812	428 181
CANADA	320	4 214	2 930	IRELAND	53	5 938	4 169
MEXICO	918	4 039	2 728	DENMARK	177	13 243	9 315
COLOMBIA	243	939	661	GREECE	50	13 866	9 736
VENEZUELA	38	164	117	PORTUGAL	479	34 041	23 860
BRAZIL	51	204	143	SPAIN	908	68 863	48 600
ARGENTINA	23	71	48	SWEDEN	982	48 771	34 183
SYRIA	60	432	304	FINLAND	234	31 540	22 381
IRAN	2 406	8 676	6 163	AUSTRIA	270	15 086	10 597
ISRAEL	534	3 306	2 325	EU	112 717	9 278 783	6 465 278
SAUDI ARABIA	765	1 675	1 170	CANARY IS	2	120	82
PAKISTAN	475	2 038	1 435	ICELAND	4	138	94
INDIA	555	1 896	1 315	NORWAY	244	5 930	4 165
BANGLADESH	1 426	6 961	4 544	LIECHTENST	28	766	531
SRI LANKA	43	461	324	SWITZERLAND	3 903	554 424	386 415
THAILAND	438	1 663	1 138	MALTA	6	1 139	805
LAOS	116	53	38	TURKEY	655	53 528	37 692
INDONESIA	2 616	9 907	6 838	LITHUANIA	68	2 213	1 586
MALAYSIA	1 982	9 532	6 742	POLAND	100	511	358
SINGAPORE	5 346	3 548	2 466	CZECH REPUB	359	4 196	2 964
PHILIPPINES	90	284	197	SLOVAKIA	112	536	379
CHINA	51 800	125 838	88 441	HUNGARY	76	630	438
NORTH KOREA	3	52	36	ROMANIA	8	159	113
SOUTH KOREA	4 507	33 673	23 412	BULGARIA	49	642	451
JAPAN	5 070	30 202	21 096	UKRAINE	5	133	94
TAIWAN	6 944	6 605	4 624	RUSSIA	470	21 003	14 694
HONG KONG	7 890	13 317	9 178	KAZAKHSTAN	29	90	63
AUSTRALIA	2 190	11 883	8 192	UZBEKISTAN	2	377	259
NEW ZEALAND	32	157	109	SLOVENIA	132	1 856	1 318
UNID COUNTR	70	173	117	CROATIA	31	648	457
792 AIRCRAFT, ASSOCTD. EQUIPNT				SERB MONTNEG	5	704	495
IMPORTS	177 401	10 812 317	7 514 724	MOROCCO	2	314	220
FRANCE	75 090	6 059 905	4 206 862	ALGERIA	2	821	552
BELGIUM LUX	4 797	139 980	97 939	TUNISIA	22	3 175	2 220
NETHERLANDS	3 619	138 608	96 639	EGYPT	76	10 314	7 268
ITALY	3 872	168 432	118 657	SENEGAL		126	89
UNITD KINGDOM	27 818	1 148 003	799 941	IVORY COAST	6	868	609
IRELAND	57	21 179	14 781	NIGERIA	61	1 581	1 111
DENMARK	685	20 186	14 071	ZAIRE		49	34
GREECE	71	19 336	13 610	KENYA	93	4 768	3 390
PORTUGAL	16	4 591	3 193	MAURITIUS	1	523	362
SPAIN	940	53 987	37 935	COMOROS	4	85	57
SWEDEN	1 157	120 544	85 673	MALAWI	1	187	123
FINLAND	8	1 537	1 093	SOUTH AFRICA	103	5 602	3 910
AUSTRIA	853	25 199	17 643	LESOTHO	1	96	69
EU	118 983	7 921 487	5 507 937	USA	39 349	1 797 393	1 256 768
NORWAY	58	11 040	7 724	CANADA	1 273	59 180	41 313
LIECHTENST	26	718	507	MEXICO	3	1 449	1 003
SWITZERLAND	658	32 612	22 819	COSTA RICA	1	505	349
GIBRALTAR		222	148	BAHAMAS	39	113	80
MALTA	5	599	420	GUADELOUPE	1	403	281
TURKEY	463	90 113	63 353	MARTINIQUE	1	144	97
POLAND	339	2 702	1 910	JAMAICA	1	581	403
CZECH REPUB	423	6 103	4 311	COLOMBIA	64	550	386
SLOVAKIA	3	65	46	VENEZUELA	210	1 271	886
HUNGARY	530	272	180	FRENCH GUIAN	1 848	739 479	518 723
ROMANIA	58	222	156	BRAZIL	136	15 297	10 722
BULGARIA		139	97	CHILE	16	2 153	1 494
UKRAINE	28	74	49	BOLIVIA	840	68 555	48 700
RUSSIA	123	726	508	ARGENTINA	56	16 047	10 792
SLOVENIA	297	5 612	3 979	CYPRUS		1 115	777
SERB MONTNEG	7	1 349	943	IRAN	14	1 496	1 058
TUNISIA	82	6 566	4 678	ISRAEL	69	4 714	3 195
EGYPT		119	86	JORDAN	10	1 224	863
SENEGAL	9	116	83	SAUDI ARABIA	25	3 186	2 217
SOUTH AFRICA	27	2 147	1 509	KUWAIT	17	5 940	4 142
USA	51 690	2 441 103	1 690 948	BAHRAIN	51	7 958	5 610
CANADA	1 178	183 642	129 431	QATAR	2	631	425
GUADELOUPE	2	43	30	ARAB EMIRAT	156	19 204	13 475
MARTINIQUE		86	61	OMAN		264	185
COLOMBIA		64	44	YEMEN	1	112	77
FRENCH GUIAN	47	4 582	3 214	PAKISTAN	16	2 382	1 644
BRAZIL	1	45	33	INDIA	258	29 087	20 687
CHILE	4	243	174	MALDIVES	1	263	187
ARGENTINA	18	1 308	903	SRI LANKA	4	2 630	1 841
CYPRUS		197	139	NEPAL		165	116
ISRAEL	84	13 625	9 394	THAILAND	98	17 461	12 148
JORDAN	8	381	266	INDONESIA	514	22 121	15 649
SAUDI ARABIA		113	78	MALAYSIA	14	3 551	2 468
KUWAIT	5	2 395	1 672	BRUNEI	21	4 486	3 154
BAHRAIN	2	275	191	SINGAPORE	35	8 558	5 947
ARAB EMIRAT	9	4 697	3 277	PHILIPPINES	104	685	480
PAKISTAN		135	95	CHINA	23	2 813	1 971
INDIA	5	2 880	1 988	SOUTH KOREA	61	3 253	2 259
SRI LANKA		923	652	JAPAN	236	19 133	13 484
THAILAND	90	4 704	3 287	TAIWAN		2 154	1 507
INDONESIA	2	232	164	HONG KONG	21	11 584	8 111
MALAYSIA	514	3 471	2 415	MACAO	467	77 975	55 046
SINGAPORE	10	6 660	4 658	AUSTRALIA	126	6 332	4 382
PHILIPPINES	12	112	78	PAPUA NEW G		151	107
CHINA	266	4 107	2 830	NEW ZEALAND	31	1 014	705
SOUTH KOREA	781	25 522	17 821	FR POLYNESIA		113	77
JAPAN	356	19 840	13 880	MARSHALL ISL		143	100
TAIWAN	13	689	486	UNID COUNTR	4	184	125

6 IMPORTS AND EXPORTS (SPECIAL TRADE) BY GROUPS OF THE SITC-REV. III AND BY COUNTRIES OF PRODUCTION AND CONSUMPTION 1995

GROUP COUNTRY	DT = 100 KG	1 000 DM	1 000 \$	GROUP COUNTRY	DT = 100 KG	1 000 DM	1 000 \$
799 SHIP, BOAT, FLOAT, STRUCTRS				CYPRUS	297 562	283 260	197 891
IMPORTS	495 067	499 120	348 629	ISRAEL	202	513	357
FRANCE	13 182	36 238	24 618	SAUDI ARABIA	9 048	7 659	5 489
BELGIUM LUX	265	791	553	ARAB EMIRAT	2 178	392	279
NETHERLANDS	39 392	47 950	33 094	PAKISTAN	2	132	93
ITALY	2 181	6 366	4 476	INDIA	150 272	4 370	2 854
UNITD KINGDOM	5 622	20 490	13 993	MALDIVES	156	502	359
IRELAND	1 502	3 177	2 236	SRI LANKA	38	83	58
DENMARK	4 112	7 959	5 607	THAILAND	35	148	103
GREECE	14	64	42	VIETNAM	32	107	77
SPAIN	364	1 496	1 060	INDONESIA	33 473	84 390	60 227
SWEDEN	5 958	17 449	12 214	MALAYSIA	12	72	51
FINLAND	4 354	11 816	8 290	SINGAPORE	96	524	370
AUSTRIA	932	1 822	1 292	PHILIPPINES	25	50	35
EU	77 878	155 618	107 475	CHINA	693 097	670 985	470 676
NORWAY	9 464	31 213	21 964	SOUTH KOREA	1 246	4 101	2 879
SWITZERLAND	8 320	6 303	4 491	JAPAN	535	2 192	1 534
TURKEY	18 900	13 800	9 932	TAIWAN	344	2 123	1 485
ESTONIA	398	298	210	HONG KONG	6	116	80
POLAND	241 069	124 931	87 181	AUSTRALIA	76	422	289
CZECH REPUB	10 089	6 804	4 831	NEW ZEALAND	48	255	178
SLOVAKIA	35 081	25 174	17 479	VANUATU	9 940	2 940	2 129
HUNGARY	319	491	346	FR POLYNESIA	4 200	495	344
ROMANIA	15 158	2 488	1 731	MARSHALL ISL	537 800	472 891	332 924
RUSSIA	3 716	1 592	1 132	UNID COUNTR	11	44	30
SLOVENIA	960	2 011	1 404	800 CPL IND PLANT CHAP 90/94			
CROATIA	658	303	211	EXPORTS	23 980	305 192	213 125
USA	50 356	99 999	70 413	BELGIUM LUX	117	1 947	1 380
CANADA	2 448	5 066	3 531	NETHERLANDS	68	182	119
THAILAND	129	143	99	ITALY	14	68	45
MALAYSIA	302	129	91	UNITD KINGDOM	16	318	224
SINGAPORE	741	2 522	1 802	GREECE	4	337	220
CHINA	11 926	7 023	4 926	SPAIN	645	16 204	11 656
SOUTH KOREA	644	1 191	834	EU	866	19 081	13 660
JAPAN	142	316	217	NORWAY	25	155	110
TAIWAN	5 624	9 474	6 729	TURKEY	600	14 292	10 052
HONG KONG	286	195	134	POLAND	70	3 196	2 231
AUSTRALIA	107	362	258	CZECH REPUB	14	693	487
NEW ZEALAND	174	1 538	1 112	SLOVAKIA	231	2 858	2 016
EXPORTS	3 442 640	3 652 316	2 591 592	HUNGARY	416	3 440	2 449
FRANCE	4 905	11 777	8 222	ROMANIA	134	2 491	1 767
BELGIUM LUX	16 920	1 649	1 162	BULGARIA	7	95	66
NETHERLANDS	119 007	18 925	13 250	UKRAINE	759	6 567	4 555
ITALY	1 527	4 376	3 073	BELARUS	369	9 925	6 949
UNITD KINGDOM	622 112	1 209 799	876 037	RUSSIA	7 733	71 737	50 701
IRELAND	2 226	368	257	GEORGIA	737	5 331	3 721
DENMARK	9 046	2 777	1 960	KAZAKHSTAN		175	118
GREECE	213	645	463	UZBEKISTAN	456	3 994	2 851
PORTUGAL	38 070	36 582	25 954	MOROCCO	48	592	406
SPAIN	5 301	7 426	5 136	ALGERIA	6	92	65
SWEDEN	259	1 217	838	TUNISIA	1	86	58
FINLAND	1 690	3 982	2 773	EGYPT	108	3 155	2 188
AUSTRIA	13 272	9 882	6 884	TANZANIA	52	1 068	709
EU	834 548	1 309 405	946 009	SOUTH AFRICA	447	11 759	8 233
CANARY IS	42	59	41	USA	96	1 321	901
ICELAND	8 22	106	75	MEXICO	198	4 224	2 972
NORWAY	8 122	4 718	3 282	TRINIDAD TOB	253	3 185	2 281
SWITZERLAND	9 377	24 550	17 249	PERU	33	242	164
MALTA	34 440	4 150	2 952	BRAZIL	1 100	25 787	17 071
TURKEY	1 123	5 978	4 009	ARGENTINA	262	13 571	9 428
ESTONIA	14	77	55	SYRIA	729	2 691	1 868
LATVIA	14	61	44	IRAN	241	11 741	8 330
LITHUANIA	361	376	260	ISRAEL	4	74	49
POLAND	7 266	3 015	2 106	SAUDI ARABIA	166	2 440	1 696
CZECH REPUB	388	1 805	1 262	QATAR	27	147	105
SLOVAKIA	210	940	659	ARAB EMIRAT	1 785	22 549	15 451
HUNGARY	1 277	2 038	1 434	PAKISTAN	236	4 430	3 098
ROMANIA	75	174	122	INDIA	230	3 136	2 175
BULGARIA	2 798	498	348	BANGLADESH	177	134	96
UKRAINE	98	333	230	THAILAND	91	743	515
BELARUS	38	177	122	VIETNAM	134	425	302
RUSSIA	32 547	20 581	14 256	INDONESIA	54	192	134
SLOVENIA	5 674	19 233	13 601	MALAYSIA	2 985	6 697	4 689
CROATIA	2 587	6 372	4 533	SINGAPORE	32	1 169	815
TUNISIA	12 339	1 714	1 239	PHILIPPINES	118	522	366
EGYPT	46	176	123	CHINA	668	9 955	6 917
MAURITANIA	8	53	37	SOUTH KOREA	589	11 645	8 072
SENEGAL	263	1 118	799	JAPAN	138	622	425
LIBERIA	403 818	612 058	431 983	TAIWAN	373	7 979	5 572
GHANA	57	151	105	AUSTRALIA	129	8 661	6 153
NIGERIA	16 920	2 324	1 639	811 PREFABRICATED BUILDINGS			
CENT AFR REP	15	44	32	IMPORTS	2 963 738	780 351	546 103
UGANDA	129	1 076	751	FRANCE	60 304	37 075	25 756
SOUTH AFRICA	199	806	567	BELGIUM LUX	256 899	72 835	50 882
NAMIBIA	29 056	4 825	3 412	NETHERLANDS	357 329	111 375	77 843
USA	4 832	6 873	4 725	ITALY	50 013	32 487	22 741
CANADA	125	441	316	UNITD KINGDOM	74 978	23 713	16 675
MEXICO	34	115	83	IRELAND	22 526	7 279	5 084
BERMUDA	9 560	5 300	3 529	DENMARK	107 264	60 861	42 647
EL SALVADOR	30	77	50	SPAIN	878	380	250
PANAMA	130 535	11 605	7 584	SWEDEN	85 392	25 177	17 653
CUBA	22	59	41	FINLAND	80 936	32 087	22 347
ANTIGUA	430	1 013	728	AUSTRIA	61 864	20 983	14 648
ST VINCENT	7 406	2 750	1 945	EU	1 158 385	424 256	296 529
BRIT VIRG IS	116 700	18 001	12 495	NORWAY	105 013	35 045	24 543
NETH ANTILL	20 311	7 234	4 952	SWITZERLAND	12 868	4 944	3 476
VENEZUELA	55	42	30	FAEROE IS	290	210	144
ECUADOR	71	340	232	TURKEY	1 650	431	304
PERU	17	126	92	ESTONIA	59 377	6 340	4 450
BRAZIL	2 689	24 325	16 235	LATVIA	3 660	366	256
CHILE	5 415	5 988	4 241				
ARGENTINA	1	51	35				

6 IMPORTS AND EXPORTS (SPECIAL TRADE) BY GROUPS OF THE SITC-REV. III AND BY COUNTRIES OF PRODUCTION AND CONSUMPTION 1995

GROUP COUNTRY	DT = 100 KG	1 000 DM	1 000 \$	GROUP COUNTRY	DT = 100 KG	1 000 DM	1 000 \$
LITHUANIA	27 932	2 376	1 671	BULGARIA	33 857	7 158	5 022
POLAND	330 837	49 657	34 796	SLOVENIA	10 527	5 451	3 819
CZECH REPUBL	687 044	139 349	97 708	CROATIA	16 408	4 524	3 157
SLOVAKIA	106 933	15 171	10 613	MACEDONIA	6 738	1 052	738
HUNGARY	76 784	14 619	10 254	EGYPT	615	222	155
ROMANIA	49 176	6 039	4 240	USA	392	834	575
BULGARIA	2 989	423	293	CANADA	88	103	74
BELARUS	3 157	238	166	BRAZIL	456	670	473
RUSSIA	19 194	1 259	884	THAILAND	867	238	161
SLOVENIA	197 573	42 627	29 889	MALAYSIA	2 062	304	211
CROATIA	4 674	1 445	1 017	CHINA	197	111	77
SERB MONTNEG	165	46	33	JAPAN	331	861	584
USA	64 339	19 780	13 859	EXPORTS	1 359 291	1 427 244	996 331
CANADA	37 943	9 783	6 832	FRANCE	204 664	194 778	136 120
BRAZIL	244	80	56	BELGIUM LUX	128 772	126 625	88 427
CHINA	600	207	148	NETHERLANDS	100 203	130 313	90 773
JAPAN	110	347	250	ITALY	142 708	167 718	117 081
AUSTRALIA	12 137	5 232	3 636	UNITD KINGDOM	70 695	76 632	53 401
EXPORTS	500 811	218 258	153 228	IRELAND	2 804	1 323	926
FRANCE	103 974	8 260	5 795	DENMARK	17 948	29 612	20 392
BELGIUM LUX	22 643	5 699	3 991	GREECE	40 208	15 716	10 990
NETHERLANDS	13 999	7 224	5 079	PORTUGAL	1 320	2 738	1 909
ITALY	1 973	4 107	2 838	SPAIN	28 259	48 481	33 635
UNITD KINGDOM	1 216	2 025	1 425	SWEDEN	6 265	11 011	7 683
DENMARK	2 729	717	497	FINLAND	1 350	3 092	2 144
PORTUGAL	282	122	84	AUSTRIA	214 903	228 958	160 085
SPAIN	541	1 750	1 183	EU	960 099	1 036 997	723 626
SWEDEN	346	739	521	CANARY IS	450	450	316
FINLAND	59	132	94	ICELAND	111	67	48
AUSTRIA	19 807	9 472	6 565	NORWAY	4 036	3 786	2 632
EU	167 606	40 279	28 093	LIECHTENST	230	214	152
CANARY IS	744	895	640	SWITZERLAND	92 583	95 355	66 760
NORWAY	2 156	420	288	MALTA	349	280	196
LIECHTENST	880	325	230	TURKEY	73 479	70 394	48 994
SWITZERLAND	126 424	44 353	31 187	ESTONIA	569	397	277
MALTA	108	49	34	LATVIA	2 572	2 668	1 857
TURKEY	123	217	149	LITHUANIA	1 200	1 420	993
LATVIA	5 427	4 747	3 358	POLAND	55 942	48 439	33 908
LITHUANIA	682	516	367	CZECH REPUBL	36 615	34 445	24 069
POLAND	13 642	7 162	5 008	SLOVAKIA	4 874	3 825	2 677
CZECH REPUBL	4 329	1 341	943	HUNGARY	13 550	13 586	9 464
SLOVAKIA	475	152	109	ROMANIA	3 189	2 537	1 767
HUNGARY	3 634	1 269	890	BULGARIA	1 044	1 063	748
ROMANIA	2 911	294	208	UKRAINE	1 775	2 473	1 742
BULGARIA	171	107	76	BELARUS	1 025	2 096	1 409
UKRAINE	2 094	1 215	838	MOLDOVA	122	182	124
BELARUS	310	66	47	RUSSIA	17 272	23 182	16 216
RUSSIA	149 685	95 260	67 076	KAZAKHSTAN	1 265	2 313	1 621
KAZAKHSTAN	82	320	218	UZBEKISTAN	194	109	79
SLOVENIA	593	552	378	SLOVENIA	4 225	5 601	3 921
CROATIA	5 882	2 812	1 956	CROATIA	8 773	16 472	11 546
MOROCCO	1 470	1 027	734	MOROCCO	24	60	43
TUNISIA	67	49	34	TUNISIA	366	356	252
LIBYA	1 929	3 371	2 380	LIBYA	501	821	585
EGYPT	40	282	191	EGYPT	52	75	54
TANZANIA	174	75	53	GHANA	351	376	265
USA	931	1 654	1 160	NIGERIA	35	150	107
CANADA	193	53	37	TANZANIA	75	52	36
BRAZIL	294	315	222	SOUTH AFRICA	275	577	402
CHILE	133	301	209	USA	23 498	12 521	8 771
ISRAEL	584	1 569	1 096	CANADA	4 895	6 914	4 844
SAUDI ARABIA	83	98	68	EL SALVADOR	15	58	41
ARAB EMIRAT	136	636	451	AM VIRGIN IS	229	73	48
OMAN	25	151	98	COLOMBIA	43	67	46
YEMEN	979	400	268	CHILE	91	162	113
INDONESIA	32	111	78	CYPRUS	4 115	2 364	1 639
MALAYSIA	64	746	533	LEBANON	3 317	2 023	1 412
SINGAPORE	19	46	33	SYRIA	4 717	1 153	789
CHINA	60	60	41	IRAN	53	158	107
SOUTH KOREA	373	392	276	ISRAEL	2 091	2 417	1 696
JAPAN	3 512	2 932	2 037	JORDAN	224	166	115
TAIWAN	30	51	35	SAUDI ARABIA	3 995	2 473	1 718
HONG KONG	555	382	270	KUWAIT	754	892	627
AUSTRALIA	724	973	669	BAHRAIN	86	126	85
UNID COUNTR	114	48	33	QATAR	207	272	190
812 PLUMBNG,SANITRY,EQPT.ETC				ARAB EMIRAT	3 866	3 151	2 205
IMPORTS	3 201 219	1 549 648	1 089 497	OMAN	268	260	183
FRANCE	389 677	274 098	191 775	YEMEN	121	125	85
BELGIUM LUX	324 752	170 396	119 036	INDIA	325	573	399
NETHERLANDS	307 233	201 339	140 874	SRI LANKA	24	64	45
ITALY	791 898	312 539	218 608	THAILAND	513	572	393
UNITD KINGDOM	18 246	7 426	5 207	VIETNAM	320	311	216
IRELAND	14 428	5 108	3 540	INDONESIA	1 931	3 382	2 385
DENMARK	67 398	35 023	24 421	MALAYSIA	82	173	120
GREECE	118	78	53	SINGAPORE	2 111	1 891	1 331
PORTUGAL	97 291	26 148	18 403	PHILIPPINES	236	347	233
SPAIN	41 629	11 438	8 084	MONGOLIA	111	120	85
SWEDEN	7 047	4 637	3 240	CHINA	620	759	527
FINLAND	203 300	73 410	51 123	SOUTH KOREA	175	687	478
AUSTRIA	206 530	103 512	72 515	JAPAN	2 840	3 129	2 191
EU	2 469 547	1 225 152	856 879	TAIWAN	4 800	3 543	2 481
NORWAY	1 343	1 449	998	HONG KONG	2 938	3 560	2 495
LIECHTENST	2 441	2 844	2 006	AUSTRALIA	1 474	1 110	777
SWITZERLAND	200 802	186 206	130 024	NEW ZEALAND	211	169	117
TURKEY	219 674	52 846	36 943	UNID COUNTR	396	278	195
LITHUANIA	136	58	41	813 LIGHTNG FIXTURES ETC.NES			
POLAND	14 240	3 261	2 274	IMPORTS	1 464 527	1 695 036	1 182 985
CZECH REPUBL	84 217	19 033	13 242	FRANCE	83 415	109 337	76 304
SLOVAKIA	29 826	8 266	5 787	BELGIUM LUX	76 594	80 702	56 315
HUNGARY	98 335	27 820	19 433	NETHERLANDS	63 715	93 831	65 412
ROMANIA	7 848	1 059	738	ITALY	248 564	340 100	237 209

6 IMPORTS AND EXPORTS (SPECIAL TRADE) BY GROUPS OF THE SITC-REV. III AND BY COUNTRIES OF PRODUCTION AND CONSUMPTION 1995

GROUP COUNTRY	DT = 100 KG	1 000 DM	1 000 \$	GROUP COUNTRY	DT = 100 KG	1 000 DM	1 000 \$
UNITD KINGDOM	13 600	29 560	20 598	SERB MONTNEG	7	91	63
IRELAND	87	543	375	MACEDONIA	89	414	286
DENMARK	23 067	52 104	36 187	MOROCCO	341	1 257	888
GREECE	3 533	2 893	2 029	ALGERIA	86	355	251
PORTUGAL	7 135	6 352	4 425	TUNISIA	466	1 092	769
SPAIN	13 394	25 733	17 992	LIBYA	137	1 508	1 057
SWEDEN	8 113	11 979	8 320	EGYPT	795	3 822	2 681
FINLAND	10 125	15 855	11 020	MALI	102	142	101
AUSTRIA	58 291	133 718	93 647	BURKINA FASO	111	114	76
EU	612 633	902 707	629 833	CAPE VERDE	78	71	48
CANARY IS	35	585	416	SENEGAL	68	235	168
NORWAY	7 703	13 934	9 690	IVORY COAST	7	49	32
LIECHTENST	180	3 152	2 215	GHANA	200	1 155	809
SWITZERLAND	16 229	54 908	38 302	Togo	60	158	112
TURKEY	8 991	6 845	4 798	BENIN	373	335	234
LATVIA	425	226	157	NIGERIA	1 532	2 212	1 532
LITHUANIA	950	166	116	GABON	17	86	45
POLAND	89 783	46 621	32 524	BURUNDI	93	176	120
CZECH REPUB	36 096	31 137	21 778	ANGOLA	28	56	37
SLOVAKIA	21 694	16 216	11 412	ETHIOPIA	259	411	287
HUNGARY	29 731	20 343	14 248	ERITREA	65	163	112
ROMANIA	23 915	8 311	5 807	DJIBOUTI	51	83	55
BULGARIA	77	78	56	KENYA	115	486	335
UKRAINE	2 505	716	503	UGANDA	13	42	30
BELARUS	60	50	35	TANZANIA	30	113	79
RUSSIA	101	87	60	REUNION	17	63	42
SLOVENIA	48 142	27 740	19 374	MAURITIUS	21	132	88
CROATIA	2 114	3 631	2 522	ZIMBABWE	56	115	75
MOROCCO	948	6 115	4 268	MALAWI	5	52	35
TUNISIA	31	69	49	SOUTH AFRICA	1 771	6 110	4 276
EGYPT	279	288	199	NAMIBIA	21	71	49
SOUTH AFRICA	38	127	91	USA	14 113	48 273	33 756
USA	16 763	65 688	45 905	CANADA	988	6 631	4 633
CANADA	45	153	108	MEXICO	423	1 540	1 070
MEXICO	1 851	817	572	GUATEMALA	68	143	102
BRAZIL	665	451	318	EL SALVADOR	5	53	37
ISRAEL	467	1 096	762	COSTA RICA	14	139	97
SAUDI ARABIA	62	63	41	PANAMA	33	45	32
QATAR	113	89	63	DOMINIC REP	13	61	40
ARAB EMIRAT	5	58	40	GUADELOUPE	12	40	30
PAKISTAN	242	194	134	JAMAICA	8	63	43
INDIA	24 418	27 064	18 964	BARBADOS	22	59	42
SRI LANKA	467	849	592	TRINIDAD TOB	13	62	44
THAILAND	4 689	6 760	4 715	ARUBA	25	66	46
VIETNAM	168	82	57	NETH ANTILL	205	550	387
INDONESIA	558	230	165	COLOMBIA	158	1 075	743
MALAYSIA	698	1 847	1 292	VENEZUELA	249	1 281	900
SINGAPORE	439	765	544	ECUADOR	175	335	233
PHILIPPINES	6 579	6 682	4 660	PERU	170	1 142	802
CHINA	411 916	299 178	208 658	BRAZIL	605	4 323	3 001
SOUTH KOREA	711	1 336	928	CHILE	464	2 266	1 579
JAPAN	1 061	15 906	11 122	BOLIVIA	11	102	71
TAIWAN	84 202	112 283	78 349	PARAGUAY	92	205	142
HONG KONG	4 913	7 481	5 203	URUGUAY	62	236	165
MACAO	652	1 492	1 052	ARGENTINA	737	1 894	1 324
AUSTRALIA	58	177	120	CYPRUS	459	1 305	914
NEW ZEALAND	8	65	44	LEBANON	465	2 310	1 620
EXPORTS	554 983	1 444 192	1 008 971	SYRIA	31	334	224
FRANCE	61 959	147 323	102 908	IRAN	216	1 658	1 166
BELGIUM LUX	33 529	84 334	58 932	ISRAEL	3 898	10 374	7 269
NETHERLANDS	73 051	155 930	108 932	JORDAN	176	503	356
ITALY	25 608	66 243	46 273	SAUDI ARABIA	3 859	12 015	8 351
UNITD KINGDOM	30 535	96 323	67 351	KUWAIT	1 377	5 902	4 137
IRELAND	1 902	5 738	4 015	BAHRAIN	374	1 807	1 265
DENMARK	13 051	29 430	20 527	QATAR	187	615	434
GREECE	3 228	8 466	5 922	ARAB EMIRAT	6 418	16 387	11 453
PORTUGAL	3 250	9 875	6 925	OMAN	420	1 729	1 201
SPAIN	11 653	40 948	28 594	YEMEN	172	429	293
SWEDEN	11 768	40 330	28 104	PAKISTAN	3 037	3 474	2 419
FINLAND	5 248	16 208	11 315	INDIA	404	3 303	2 322
AUSTRIA	70 984	163 062	113 901	BANGLADESH	13	140	97
EU	345 766	864 210	603 699	SRI LANKA	73	359	248
CANARY IS	249	764	533	THAILAND	1 635	7 622	5 334
CEUTA MEL	569	750	529	VIETNAM	36	120	84
ICELAND	400	1 133	793	INDONESIA	397	2 438	1 703
NORWAY	8 793	27 177	18 975	MALAYSIA	769	3 176	2 210
LIECHTENST	291	715	497	BRUNEI	376	2 078	1 482
SWITZERLAND	41 550	126 381	88 358	SINGAPORE	4 360	16 232	11 395
FAEROE IS	7	55	38	PHILIPPINES	249	1 165	815
ANDORRA	61	254	179	MONGOLIA	83	432	307
MALTA	2 216	488	341	CHINA	677	1 989	1 374
TURKEY	2 072	8 539	5 966	SOUTH KOREA	2 523	10 677	7 493
ESTONIA	589	1 378	966	JAPAN	4 167	23 674	16 594
LATVIA	570	1 552	1 076	TAIWAN	1 800	5 412	3 748
LITHUANIA	1 440	2 797	1 949	HONG KONG	4 062	14 864	10 405
POLAND	13 859	25 750	17 995	AUSTRALIA	4 436	14 335	10 034
CZECH REPUB	20 508	43 518	30 382	PAPUA NEW G	94	106	76
SLOVAKIA	9 312	8 521	5 919	NEW ZEALAND	406	1 821	1 269
HUNGARY	6 236	13 875	9 680	FR POLYNESIA	34	70	48
ROMANIA	1 019	4 309	3 030	UNID COUNTR	496	1 392	972
BULGARIA	558	2 470	1 721	821 FURNITURE,CUSHIONS,ETC.			
UKRAINE	3 664	3 431	2 383	IMPORTS	17 064 228	9 604 463	6 709 948
BELARUS	199	626	437	FRANCE	502 982	371 976	260 024
MOLDOVA	19	105	70	BELGIUM LUX	468 673	345 168	240 841
RUSSIA	15 288	28 885	20 135	NETHERLANDS	506 239	418 380	292 376
GEORGIA	144	110	77	ITALY	3 075 601	2 114 057	1 475 663
AZERBAIJAN	12	47	34	UNITD KINGDOM	322 486	186 913	130 223
KAZAKHISTAN	219	947	661	IRELAND	8 921	10 183	7 119
TURKMENISTAN	13	49	35	DENMARK	1 318 879	930 905	649 600
UZBEKISTAN	23	91	62	GREECE	15 240	7 468	5 220
KYRGHYZSTAN	27	74	52	PORTUGAL	114 404	96 697	67 352
SLOVENIA	6 187	9 492	6 637	SPAIN	195 079	161 472	112 861
CROATIA	879	2 829	1 987	SWEDEN	472 531	201 910	140 320
BOS HERZEGOV	162	193	136				

6 IMPORTS AND EXPORTS (SPECIAL TRADE) BY GROUPS OF THE SITC-REV. III AND BY COUNTRIES OF PRODUCTION AND CONSUMPTION 1995

GROUP COUNTRY	DT = 100 KG	1 000 DM	1 000 \$	GROUP COUNTRY	DT = 100 KG	1 000 DM	1 000 \$
FINLAND	78 322	42 319	29 385	GEORGIA	362	102	71
AUSTRIA	471 626	404 287	283 561	AZERBAIJAN	263	304	212
EU	7 550 983	5 291 735	3 694 545	KAZAKHSTAN	10 554	8 159	5 715
ICELAND	183	236	164	TURKMENISTAN	61	108	73
NORWAY	30 079	39 478	27 534	UZBEKISTAN	993	1 175	821
SWITZERLAND	288 429	364 418	254 734	TADJIKISTAN	90	79	56
TURKEY	46 525	57 149	40 040	KYRGYZSTAN	1 277	929	652
ESTONIA	63 824	19 540	13 720	SLOVENIA	19 239	23 104	16 131
LATVIA	91 247	22 408	15 671	CROATIA	10 723	12 564	8 800
LITHUANIA	61 558	11 636	8 157	BOS HERZEGOV	180	231	166
POLAND	4 115 877	1 301 858	909 388	SERB MONTNEG	1 201	1 155	813
CZECH REPUB	876 645	375 208	262 458	MACEDONIA	439	736	512
SLOVAKIA	341 071	117 976	82 582	MOROCCO	1 272	1 810	1 267
HUNGARY	314 510	226 990	158 959	ALGERIA	413	989	637
ROMANIA	1 053 093	278 809	195 283	TUNISIA	2 316	1 943	1 343
BULGARIA	20 612	8 355	5 820	LIBYA	1 935	1 831	1 287
UKRAINE	48 854	9 175	6 413	EGYPT	3 461	8 728	6 101
BELARUS	107 370	15 259	10 663	MAURITANIA	97	200	140
MOLDOVA	99	50	34	NIGER	29	53	36
RUSSIA	167 894	32 339	22 603	GAMBIA	68	85	62
SLOVENIA	353 024	292 045	204 234	GUIN BISSAU	32	114	80
CROATIA	141 449	76 046	53 161	IVORY COAST	25	52	34
MACEDONIA	3 047	1 229	851	GHANA	559	1 258	885
MOROCCO	178	177	119	BENIN	320	128	90
TUNISIA	294	218	154	NIGERIA	1 059	1 677	1 180
EGYPT	574	404	285	BURUNDI	38	47	33
IVORY COAST	854	183	126	ANGOLA	42	50	35
GHANA	878	235	162	ETHIOPIA	506	470	331
SOUTH AFRICA	51 852	319 935	223 953	ERITREA	113	183	130
SWAZILAND	9 710	2 414	1 695	KENYA	167	290	204
USA	59 290	67 973	47 424	UGANDA	22	48	34
CANADA	9 278	9 262	6 507	TANZANIA	285	300	212
ST PIERRE	191	65	44	SEYCHELLES	41	83	58
MEXICO	1 297	3 823	2 666	MOZAMBIQUE	36	283	200
HONDURAS	3 353	3 273	2 291	MADAGASCAR	28	66	47
COLOMBIA	129	296	205	REUNION	1 499	443	314
ECUADOR	82	76	53	MAURITIUS	151	275	188
PERU	32	121	87	ZIMBABWE	138	642	447
BRAZIL	227 436	86 655	60 707	SOUTH AFRICA	14 800	21 396	14 969
CHILE	2 213	1 333	943	NAMIBIA	115	114	82
BOLIVIA	288	118	82	USA	244 557	212 355	148 713
PARAGUAY	4 104	1 445	1 008	CANADA	41 616	15 406	10 825
ARGENTINA	160	682	468	MEXICO	26 292	23 057	16 084
CYPRUS	1 393	1 102	770	BERMUDA	88	133	91
SYRIA	87	229	160	GUATEMALA	634	538	372
IRAN	1 661	663	463	EL SALVADOR	342	291	200
ISRAEL	9 751	7 229	5 072	PANAMA	317	350	245
ARAB EMIRAT	147	99	72	CUBA	210	99	68
OMAN	1 188	803	578	BAHAMAS	207	245	175
PAKISTAN	1 509	776	544	GUADELOUPE	234	236	164
INDIA	6 867	11 177	7 808	MARTINIQUE	502	701	488
SRI LANKA	589	489	345	JAMAICA	453	273	189
MYANMAR	692	631	443	ST LUCIA	164	56	38
THAILAND	109 761	62 792	43 887	TRINIDAD TOB	254	345	237
VIETNAM	9 140	3 987	2 784	NETH ANTILL	1 074	587	409
INDONESIA	187 155	122 669	85 739	COLOMBIA	2 138	2 557	1 776
MALAYSIA	24 973	14 085	9 829	VENEZUELA	913	618	438
SINGAPORE	2 732	3 090	2 152	FRENCH GUIAN	210	401	286
PHILIPPINES	16 407	14 393	10 063	ECUADOR	1 229	1 831	1 284
CHINA	286 136	138 311	96 677	PERU	754	550	375
SOUTH KOREA	4 629	4 157	2 908	BRAZIL	2 375	3 933	2 757
JAPAN	8 136	19 845	13 848	CHILE	1 996	2 380	1 658
TAIWAN	334 957	152 799	106 685	BOLIVIA	75	186	129
HONG KONG	5 462	2 991	2 067	PARAGUAY	90	120	82
AUSTRALIA	760	556	395	URUGUAY	908	428	301
NEW ZEALAND	239	230	160	ARGENTINA	8 713	5 036	3 545
EXPORTS	8 028 693	6 508 874	4 548 889	CYPRUS	1 090	1 393	981
FRANCE	947 409	802 155	420 529	LEBANON	5 290	5 394	3 797
BELGIUM LUX	806 815	601 664	420 540	SYRIA	305	579	402
NETHERLANDS	1 391 522	1 206 400	841 007	IRAN	119	467	326
ITALY	165 156	171 164	119 764	ISRAEL	18 402	20 584	14 388
UNTO KINGDOM	393 113	323 683	226 042	JORDAN	783	1 044	718
IRELAND	13 337	8 484	5 925	SAUDI ARABIA	16 231	13 339	9 354
DENMARK	126 116	89 117	62 299	KUWAIT	5 250	8 367	5 855
GREECE	41 007	24 473	17 099	BAHRAIN	922	981	685
PORTUGAL	41 112	34 490	24 088	QATAR	284	217	149
SPAIN	125 140	113 470	79 381	ARAB EMIRAT	8 791	9 469	6 835
SWEDEN	192 477	160 461	111 888	OMAN	844	756	527
FINLAND	15 547	16 527	11 569	YEMEN	480	667	471
AUSTRIA	1 416 466	995 178	695 848	PAKISTAN	195	350	245
EU	5 675 217	4 347 266	3 035 979	INDIA	737	1 505	1 050
CANARY IS	2 069	2 008	1 416	BANGLADESH	64	167	118
ICELAND	2 301	2 769	1 945	SRI LANKA	166	109	76
NORWAY	16 222	22 069	15 379	NEPAL	15	48	32
LIECHTENST	3 760	3 170	2 221	THAILAND	3 617	13 875	9 722
SWITZERLAND	1 056 322	936 491	655 256	VIETNAM	344	126	87
ANDORRA	96	141	97	INDONESIA	1 100	2 184	1 536
MALTA	455	583	404	MALAYSIA	1 504	2 866	2 010
SAN MARINO	715	1 177	826	BRUNEI	103	328	231
TURKEY	16 320	16 301	11 412	SINGAPORE	19 958	19 433	13 647
ESTONIA	2 794	3 035	2 116	PHILIPPINES	3 390	3 964	2 769
LATVIA	10 369	7 747	5 410	MONGOLIA	3 366	2 762	1 936
LITHUANIA	13 667	11 565	8 089	CHINA	7 406	7 186	5 020
POLAND	94 023	65 899	46 059	NORTH KOREA	26	97	67
CZECH REPUB	175 654	130 489	91 317	SOUTH KOREA	15 581	20 014	14 004
SLOVAKIA	22 921	27 445	19 131	JAPAN	47 396	89 191	62 433
HUNGARY	81 379	59 313	41 527	TAIWAN	19 028	18 852	13 202
ROMANIA	13 256	8 662	6 065	HONG KONG	20 878	22 330	15 620
BULGARIA	5 008	4 843	3 243	MACAO	55	149	106
ALBANIA	181	138	94	AUSTRALIA	12 420	16 587	11 589
UKRAINE	18 462	17 607	12 310	NEW ZEALAND	1 532	1 566	1 104
BELARUS	7 703	7 007	4 920	NEW CALEDON	320	356	251
MOLDOVA	645	891	631	FR POLYNESIA	56	45	31
RUSSIA	174 911	176 369	123 786	UNID COUNTR	4 181	3 131	2 174

6 IMPORTS AND EXPORTS (SPECIAL TRADE) BY GROUPS OF THE SITC-REV. III AND BY COUNTRIES OF PRODUCTION AND CONSUMPTION 1995

GROUP COUNTRY	DT = 100 KG	1 000 DM	1 000 \$	GROUP COUNTRY	DT = 100 KG	1 000 DM	1 000 \$
831 TRUNK, SUIT-CASES, BAG, ETC				LITHUANIA	170	722	504
IMPORTS	1 104 992	1 777 002	1 241 295	POLAND	4 633	11 024	7 646
FRANCE	30 275	50 584	35 594	CZECH REPUBL	7 141	14 824	10 360
BELGIUM LUX	54 396	99 252	69 277	SLOVAKIA	674	1 955	1 363
NETHERLANDS	23 493	43 776	30 671	HUNGARY	1 953	3 981	2 779
ITALY	33 262	175 478	122 597	ROMANIA	376	872	466
UNITD KINGDOM	10 838	22 530	15 706	BULGARIA	87	333	223
IRELAND	4 363	4 579	3 196	UKRAINE	478	1 584	1 119
DENMARK	742	1 575	1 104	BELARUS	95	381	267
GREECE	45	167	116	RUSSIA	2 509	11 649	8 175
PORTUGAL	417	1 335	936	KAZAKHSTAN	67	192	132
SPAIN	5 735	8 025	5 633	UZBEKISTAN	8	48	33
SWEDEN	243	532	364	SLOVENIA	495	1 665	1 164
FINLAND	9	46	35	CROATIA	517	1 509	1 066
AUSTRIA	2 159	5 734	4 031	MACEDONIA	28	154	105
EU	165 977	413 613	289 260	MOROCCO	14	197	140
NORWAY	55	82	58	TUNISIA	49	225	153
SWITZERLAND	18 791	24 877	17 487	LIBYA	5	47	32
MALTA	3 630	8 213	5 753	EGYPT	21	539	370
TURKEY	6 597	20 989	14 702	NIGERIA	15	56	39
LITHUANIA	35	69	47	ETHIOPIA	6	71	49
POLAND	14 462	25 092	17 540	REUNION	3	48	36
CZECH REPUBL	23 489	34 820	24 377	ZIMBABWE	10	47	31
SLOVAKIA	5 757	5 959	4 161	SOUTH AFRICA	101	904	636
HUNGARY	23 041	16 246	11 412	USA	5 173	31 326	21 885
ROMANIA	7 193	3 151	2 217	CANADA	474	1 624	1 135
BULGARIA	19 949	9 755	6 845	MEXICO	44	222	154
UKRAINE	856	575	399	GUATEMALA	11	68	47
BELARUS	15	84	60	NICARAGUA	1	50	34
RUSSIA	48	80	58	PANAMA	479	13 934	9 726
SLOVENIA	699	2 469	1 729	CUBA	7	66	47
CROATIA	456	751	527	HAITI	1	57	41
MACEDONIA	176	160	112	BAHAMAS	6	130	89
MOROCCO	734	380	262	CAYMAN IS	123	7 951	5 108
TUNISIA	852	2 680	1 870	NETH ANTILL	11	84	58
EGYPT	437	2 656	1 858	COLOMBIA	21	231	162
GHANA	17	57	39	VENEZUELA	27	164	114
KENYA	41	56	37	ECUADOR	216	236	166
TANZANIA	78	51	36	BRAZIL	583	2 623	1 836
MAURITIUS	152	341	238	CHILE	52	187	114
MALAWI	79	61	44	PARAGUAY	8	55	36
SOUTH AFRICA	430	1 868	1 306	URUGUAY	34	132	92
USA	7 749	24 340	17 008	ARGENTINA	334	822	576
CANADA	542	886	628	CYPRUS	22	111	79
MEXICO	143	849	598	LEBANON	117	503	346
GUATEMALA	36	117	84	IRAN	37	187	130
NICARAGUA	5	45	31	ISRAEL	287	870	606
COLOMBIA	1 769	7 712	5 406	SAUDI ARABIA	187	1 817	1 268
ECUADOR	31	67	42	KUWAIT	39	616	425
BRAZIL	649	2 914	2 040	BAHRAIN	30	292	199
CHILE	3	59	40	QATAR	9	157	108
PARAGUAY	83	186	129	ARAB EMIRAT	136	1 826	1 281
URUGUAY	9	187	129	OMAN	7	66	46
ARGENTINA	242	1 847	1 286	PAKISTAN	54	54	37
IRAN	114	108	75	INDIA	165	217	139
ISRAEL	2 188	1 797	1 262	MALDIVES	2	97	66
ARAB EMIRAT	29	78	52	THAILAND	67	1 083	752
AFGHANISTAN	55	137	98	VIETNAM	53	137	94
PAKISTAN	17 704	17 436	12 209	INDONESIA	27	482	327
INDIA	42 066	166 051	116 010	MALAYSIA	30	1 023	716
BANGLADESH	123	136	97	SINGAPORE	472	11 771	8 262
SRI LANKA	215	369	259	PHILIPPINES	26	784	541
NEPAL	176	276	191	CHINA	225	482	332
THAILAND	8 948	49 120	34 393	SOUTH KOREA	457	10 154	7 113
VIETNAM	19 733	37 933	26 327	JAPAN	4 205	90 520	63 477
INDONESIA	15 758	15 718	10 990	TAIWAN	345	6 278	4 416
MALAYSIA	1 898	4 365	3 080	HONG KONG	1 242	18 592	13 003
SINGAPORE	198	2 050	1 426	AUSTRALIA	293	2 015	1 407
PHILIPPINES	1 788	4 040	2 833	NEW ZEALAND	41	175	109
CHINA	632 404	748 523	522 207	AM OCEANIA	32	670	464
NORTH KOREA	16	106	72	N MARIANAS	7	116	84
SOUTH KOREA	12 771	33 763	23 558	FR POLYNESIA	10	114	80
JAPAN	1 133	5 523	3 847	SHIPS SUPPL	55	4 878	3 413
TAIWAN	26 830	40 445	28 222	UNID COUNTR	173	937	648
HONG KONG	15 224	33 211	23 225				
AUSTRALIA	12	94	59				
NEW ZEALAND	141	982	684				
EXPORTS	119 011	587 774	410 909	841 MENS, BOYS CLOTHING, X-KNIT			
FRANCE	11 086	42 337	29 566	IMPORTS	1 921 561	7 235 868	5 046 374
BELGIUM LUX	5 197	22 309	15 548	FRANCE	9 362	51 887	36 103
NETHERLANDS	8 759	31 568	22 097	BELGIUM LUX	41 659	190 060	132 636
ITALY	4 820	14 851	10 407	NETHERLANDS	17 611	59 206	41 097
UNITD KINGDOM	6 957	24 426	17 103	ITALY	105 622	661 804	461 216
IRELAND	241	916	637	UNITD KINGDOM	17 881	63 668	44 420
DENMARK	3 322	13 635	9 535	IRELAND	283	1 968	1 371
GREECE	580	2 058	1 426	DENMARK	9 417	63 190	43 991
PORTUGAL	618	1 856	1 286	GREECE	7 199	32 118	22 337
SPAIN	3 494	9 443	6 594	PORTUGAL	35 884	193 177	134 802
SWEDEN	1 392	5 175	3 611	SPAIN	1 667	12 776	8 915
FINLAND	840	2 802	1 957	SWEDEN	203	1 858	1 295
AUSTRIA	17 310	62 616	43 778	FINLAND	271	3 358	2 347
EU	64 616	233 992	163 545	AUSTRIA	6 673	72 858	50 924
CANARY IS	42	154	107	EU	253 732	1 407 928	981 454
ICELAND	91	708	487	NORWAY	27	234	161
NORWAY	990	3 644	2 554	SWITZERLAND	2 800	38 677	26 935
LIECHTENST	245	8 952	6 200	MALTA	12 768	56 951	39 928
SWITZERLAND	16 057	67 343	47 151	SAN MARINO	6	75	53
ANDORRA	39	195	135	TURKEY	136 499	624 303	435 841
MALTA	50	184	125	ESTONIA	1 618	7 061	4 896
TURKEY	611	1 748	1 219	LATVIA	5 078	16 399	11 469
ESTONIA	73	356	239	LITHUANIA	15 787	55 608	38 856
LATVIA	110	390	265	POLAND	145 386	651 999	455 686
				CZECH REPUBL	37 055	158 816	110 942
				SLOVAKIA	33 625	109 236	76 379
				HUNGARY	25 869	115 581	80 746
				ROMANIA	79 716	356 366	249 003

6 IMPORTS AND EXPORTS (SPECIAL TRADE) BY GROUPS OF THE SITC-REV. III AND BY COUNTRIES OF PRODUCTION AND CONSUMPTION 1995

GROUP COUNTRY	DT = 100 KG	1 000 DM	1 000 \$	GROUP COUNTRY	DT = 100 KG	1 000 DM	1 000 \$
BULGARIA	17 435	62 653	43 782	RUSSIA	3 390	29 857	20 916
ALBANIA	228	587	399	GEORGIA	96	169	119
UKRAINE	12 320	35 843	25 118	AZERBAIJAN	128	460	322
BELARUS	1 078	6 564	4 588	KAZAKHSTAN	496	1 699	1 193
MOLODOVA	272	2 884	1 982	TURKMENISTAN	406	561	392
RUSSIA	18 595	55 206	38 624	UZBEKISTAN	74	631	445
SLOVENIA	18 579	159 866	111 784	SLOVENIA	429	3 573	2 492
CROATIA	28 343	219 795	153 334	CROATIA	3 373	16 359	11 366
BOS HERZEGOV	236	1 632	1 139	BOS HERZEGOV	13	47	32
MACEDONIA	25 461	104 681	73 307	SERB MONTNEG	14	43	30
MOROCCO	20 390	72 975	50 881	MACEDONIA	437	1 747	1 222
TUNISIA	82 336	343 399	239 754	MOROCCO	115	1 632	1 146
EGYPT	6 066	13 803	9 663	ALGERIA	23	88	60
SENEGAL	361	286	202	TUNISIA	2 239	9 566	6 717
UGANDA	177	217	150	LIBYA	49	241	167
MADAGASCAR	1 774	3 059	2 140	EGYPT	174	2 753	1 951
MAURITIUS	3 280	21 821	15 308	TOGO	116	182	128
ZIMBABWE	7 060	16 053	11 270	NIGERIA	21	254	174
SOUTH AFRICA	9 270	13 893	9 766	CENT AFR REP	14	152	106
LESOTHO	7 952	13 126	9 141	KENYA	659	603	423
USA	28 502	132 648	93 014	UGANDA	5	148	105
CANADA	403	2 555	1 781	TANZANIA	11	53	37
MEXICO	941	846	587	REUNION	12	88	63
GUATEMALA	98	284	192	MAURITIUS	10	239	169
COSTA RICA	212	1 489	1 007	ZIMBABWE	5	98	66
COLOMBIA	3 358	9 447	6 586	SOUTH AFRICA	139	2 518	1 743
ECUADOR	52	195	137	USA	3 979	31 876	22 176
PERU	936	1 842	1 282	CANADA	1 685	24 633	17 108
BRAZIL	713	1 709	1 181	MEXICO	238	6 837	4 765
CHILE	483	963	673	PANAMA	10	211	147
BOLIVIA	6	48	33	BAHAMAS	9	50	34
URUGUAY	7	65	45	NETH ANTILL	60	741	522
ARGENTINA	118	193	139	COLOMBIA	43	1 133	803
CYPRUS	2 987	8 459	5 939	VENEZUELA	12	262	184
SYRIA	1 186	3 620	2 526	ECUADOR	11	270	187
IRAN	1 315	2 365	1 637	PERU	2	57	40
ISRAEL	495	2 410	1 692	BRAZIL	82	1 175	823
JORDAN	853	549	387	CHILE	53	1 031	703
SAUDI ARABIA	13	54	38	BOLIVIA	2	66	47
BAHRAIN	33	124	89	PARAGUAY	5	74	53
ARAB EMIRAT	14 918	38 633	26 962	ARGENTINA	29	618	429
AFGHANISTAN	16	66	46	CYPRUS	57	870	606
PAKISTAN	50 504	79 624	55 377	LEBANON	431	5 986	4 224
INDIA	94 039	273 358	190 288	SYRIA	4	71	49
BANGLADESH	141 557	242 658	169 364	IRAN	4	54	38
SRI LANKA	27 072	82 289	57 425	ISRAEL	93	1 420	993
NEPAL	856	2 005	1 401	JORDAN	26	495	354
MYANMAR	3 834	9 194	6 485	SAUDI ARABIA	276	4 126	2 901
THAILAND	23 805	68 926	47 786	KUWAIT	561	6 124	4 308
LAOS	4 696	9 453	6 619	BAHRAIN	39	415	279
VIETNAM	40 195	139 722	97 186	QATAR	20	478	335
CAMBODIA	3 250	5 966	4 171	ARAB EMIRAT	914	4 583	3 226
INDONESIA	43 923	116 443	80 598	PAKISTAN	14	70	47
MALAYSIA	4 359	15 625	10 851	INDIA	11	152	105
SINGAPORE	226	1 369	950	THAILAND	36	1 128	775
PHILIPPINES	12 845	40 815	28 418	VIETNAM	8	50	35
MONGOLIA	870	1 602	1 105	INDONESIA	20	505	352
CHINA	161 254	443 273	307 685	MALAYSIA	27	557	390
NORTH KOREA	5 079	15 338	10 728	SINGAPORE	194	3 643	2 539
SOUTH KOREA	20 568	93 932	65 342	PHILIPPINES	14	273	195
JAPAN	12 646	48 930	34 294	MONGOLIA	160	84	60
TAIWAN	5 596	17 251	12 025	CHINA	133	1 677	1 157
HONG KONG	167 674	500 414	347 778	NORTH KOREA	491	543	384
MACAO	26 812	68 173	47 514	SOUTH KOREA	106	2 254	1 583
AUSTRALIA	904	2 753	1 928	JAPAN	2 495	29 427	20 450
NEW ZEALAND	42	306	211	TAIWAN	274	4 946	3 465
FIJI	36	105	73	HONG KONG	645	12 502	8 650
EXPORTS	265 800	2 212 688	1 538 012	MACAO	28	925	644
FRANCE	27 767	223 814	155 391	AUSTRALIA	44	695	475
BELGIUM LUX	23 126	203 036	140 886	NEW ZEALAND	21	352	247
NETHERLANDS	47 202	417 785	290 280	NEW CALEDON	7	57	41
ITALY	11 920	83 571	57 794	SHIPS SUPPL	1	142	101
UNTD KINGDOM	17 770	183 306	127 762	UNTD COUNTR	174	1 512	1 058
IRELAND	1 869	22 192	15 400	842 WOMEN,GIRL CLOTHNG,XKNIT			
DENMARK	4 401	44 631	30 940	IMPORTS	1 751 655	9 498 811	6 625 330
GREECE	1 993	18 039	12 561	FRANCE	36 362	294 646	206 398
PORTUGAL	4 131	14 573	10 078	BELGIUM LUX	13 054	86 140	60 041
SPAIN	4 792	35 141	24 158	NETHERLANDS	27 714	163 207	113 990
SWEDEN	1 653	24 421	16 919	ITALY	104 721	754 646	526 307
FINLAND	664	9 590	6 680	UNTD KINGDOM	29 180	181 793	127 363
AUSTRIA	42 661	337 508	234 482	IRELAND	310	3 075	2 144
EU	189 949	1 617 607	1 123 331	DENMARK	11 885	52 473	36 708
CANARY IS	61	946	655	GREECE	35 338	207 312	144 283
ICELAND	230	2 823	1 969	PORTUGAL	31 870	202 370	141 255
NORWAY	1 096	15 645	10 847	SPAIN	956	16 021	11 057
LIECHTENST	12	123	84	SWEDEN	130	1 821	1 279
SWITZERLAND	27 618	246 232	171 198	FINLAND	334	4 813	3 328
ANDORRA	18	302	207	AUSTRIA	4 070	55 135	38 524
MALTA	67	659	456	EU	295 924	2 023 452	1 412 677
SAN MARINO	14	126	90	NORWAY	11	152	106
TURKEY	546	3 301	2 316	SWITZERLAND	3 511	64 311	44 800
ESTONIA	52	377	260	MALTA	3 647	24 873	17 352
LATVIA	240	2 095	1 476	SAN MARINO	1	63	43
LITHUANIA	350	2 671	1 865	TURKEY	177 783	910 369	636 600
POLAND	4 834	25 821	18 085	ESTONIA	2 270	9 743	6 775
CZECH REPUB	5 990	27 538	19 281	LATVIA	6 212	34 861	24 284
SLOVAKIA	943	3 389	2 370	LITHUANIA	14 389	55 334	38 745
HUNGARY	1 574	7 440	5 202	POLAND	153 727	1 022 517	713 365
ROMANIA	4 578	19 372	13 559	CZECH REPUB	34 889	197 727	137 879
BULGARIA	528	2 322	1 625	SLOVAKIA	18 182	101 528	70 894
ALBANIA	10	49	33	HUNGARY	36 975	275 618	191 645
UKRAINE	552	2 651	1 847	ROMANIA	76 140	387 443	270 933
BELARUS	381	1 617	1 132	BULGARIA	21 543	104 400	72 977
MOLODOVA	17	190	126				

6 IMPORTS AND EXPORTS (SPECIAL TRADE) BY GROUPS OF THE SITC-REV. III AND BY COUNTRIES OF PRODUCTION AND CONSUMPTION 1995

GROUP COUNTRY	DT = 100 KG	1 000 DM	1 000 \$	GROUP COUNTRY	DT = 100 KG	1 000 DM	1 000 \$
ALBANIA	4 991	16 314	11 422	TURKMENISTAN	7	58	41
UKRAINE	33 833	132 308	92 437	UZBEKISTAN	4	164	109
BELARUS	5 552	27 456	19 270	KYRGYZSTAN	8	260	188
MOLDOVA	1 583	5 340	3 707	SLOVENIA	678	8 220	5 714
RUSSIA	17 125	80 908	56 532	CROATIA	1 346	8 209	5 696
GEORGIA	224	529	372	BOS HERZEGOV	5	68	46
SLOVENIA	30 922	319 322	222 452	MACEDONIA	483	2 365	1 657
CROATIA	27 070	215 655	150 021	MOROCCO	414	1 732	1 198
BOS HERZEGOV	674	6 178	4 294	TUNISIA	5 210	18 056	12 590
MACEDONIA	17 950	91 179	63 632	EGYPT	160	3 612	2 532
MOROCCO	80 392	370 078	258 633	GHANA	13	92	63
TUNISIA	78 867	387 014	270 331	KENYA	3	113	75
EGYPT	775	2 633	1 828	REUNION	4	132	135
MAURITANIA	7	47	33	SOUTH AFRICA	221	5 291	3 699
TANZANIA	11	57	37	USA	4 617	161 204	112 439
MADAGASCAR	732	2 143	1 482	CANADA	2 210	41 822	28 972
MAURITIUS	1 849	8 136	5 686	MEXICO	108	3 904	2 736
ZIMBABWE	1 345	5 051	3 530	BERMUDA	2	198	127
SOUTH AFRICA	519	1 676	1 174	BAHAMAS		70	42
LESOTHO	949	2 066	1 437	GUADELOUPE	2	122	81
USA	2 825	21 094	14 752	ARUBA	2	132	87
CANADA	675	12 628	8 852	NETH ANTILL	13	567	383
MEXICO	156	736	517	COLOMBIA	22	1 129	781
GUATEMALA	64	313	223	VENEZUELA	8	405	273
NICARAGUA	8	43	32	ECUADOR	17	1 115	77
COSTA RICA	5	45	31	BRAZIL	199	1 167	828
NETH ANTILL	28	181	128	CHILE	1	1 298	902
COLOMBIA	562	2 854	1 980	BOLIVIA	1	97	63
ECUADOR	25	100	68	PARAGUAY	1	238	156
PERU	12	123	87	URUGUAY	40	239	156
BRAZIL	3 949	11 395	7 959	ARGENTINA	145	1 547	1 054
BOLIVIA	8	55	38	CYPRUS	62	1 249	857
CYPRUS	2 597	18 012	12 562	LEBANON	373	8 527	5 938
LEBANON	19	83	57	SYRIA	2	89	62
SYRIA	358	1 008	707	IRAN	4	455	296
IRAN	149	395	276	ISRAEL	328	7 713	5 362
ISRAEL	1 375	12 497	8 724	JORDAN	74	1 893	1 314
QATAR	14	59	39	SAUDI ARABIA	779	13 743	9 541
ARAB EMIRAT	6 820	24 280	17 021	KUWAIT	515	8 534	5 934
PAKISTAN	20 928	34 253	23 837	BAHRAIN	45	1 315	907
INDIA	86 210	354 468	248 299	QATAR	18	1 111	774
BANGLADESH	19 999	44 854	31 279	ARAB EMIRAT	197	4 326	3 004
SRI LANKA	16 916	75 753	52 872	OMAN	1	115	73
NEPAL	405	1 144	801	INDIA	112	481	327
MYANMAR	164	519	358	THAILAND	2	480	331
THAILAND	10 680	49 166	34 261	INDONESIA	84	1 502	1 047
LAOS	931	3 485	2 427	MALAYSIA	15	870	597
VIETNAM	22 711	99 862	69 132	SINGAPORE	376	10 621	7 374
CAMBODIA	3 690	12 664	8 866	PHILIPPINES	1	347	250
INDONESIA	61 187	204 041	142 057	MONGOLIA	105	49	35
MALAYSIA	4 435	21 499	15 068	CHINA	67	729	513
SINGAPORE	568	2 981	2 108	NORTH KOREA	4	120	82
PHILIPPINES	10 352	34 127	23 712	SOUTH KOREA	387	18 728	13 006
MONGOLIA	893	1 796	1 237	JAPAN	1 435	63 798	44 215
CHINA	156 138	789 156	548 190	TAIWAN	823	25 310	17 604
NORTH KOREA	4 691	20 634	14 301	HONG KONG	1 509	48 575	33 648
SOUTH KOREA	8 451	41 354	28 606	MACAO	33	1 246	861
JAPAN	282	3 300	2 295	AUSTRALIA	32	12 790	8 987
TAIWAN	3 074	15 874	10 965	NEW ZEALAND	48	570	393
HONG KONG	124 284	621 834	431 870	SHIPS SUPPL	8	58	41
MACAO	24 015	71 881	50 122	UNID COUNTR	146	2 580	1 807
AUSTRALIA	311	1 259	874				
NEW ZEALAND	3	65	44				
EXPORTS	298 472	4 041 561	2 801 799	843 MENS,BOYS CLOTHING,KNIT			
FRANCE	27 152	305 681	211 719	IMPORTS	355 121	1 122 912	784 135
BELGIUM LUX	21 182	365 849	252 673	FRANCE	3 270	26 237	18 282
NETHERLANDS	56 845	675 828	467 897	BELGIUM LUX	2 463	7 252	5 063
ITALY	4 979	77 014	53 323	NETHERLANDS	6 589	26 488	18 559
UNTD KINGDOM	23 118	378 338	262 624	ITALY	16 217	92 042	64 174
IRELAND	2 959	55 369	38 187	UNTD KINGDOM	4 487	28 771	20 156
DENMARK	8 493	72 095	49 806	IRELAND	9 704	21 366	14 931
GREECE	5 447	45 943	32 022	DENMARK	805	5 221	3 655
PORTUGAL	1 402	25 449	17 560	GREECE	20 459	75 613	52 833
SPAIN	3 938	58 672	40 388	PORTUGAL	30 979	116 495	81 364
SWEDEN	5 051	79 231	54 881	SPAIN	248	1 667	1 164
FINLAND	1 127	20 044	13 894	SWEDEN	46	345	240
AUSTRIA	51 595	611 861	424 460	FINLAND	101	1 278	879
EU	213 288	2 771 374	1 919 434	AUSTRIA	972	9 797	6 852
CANARY IS	62	1 167	806	EU	96 340	412 572	288 152
ICELAND	232	3 736	2 580	NORWAY	7	51	36
NORWAY	3 282	55 668	38 610	SWITZERLAND	3 138	26 277	18 378
LIECHTENST	18	529	363	MALTA	109	460	318
SWITZERLAND	33 641	509 096	352 902	TURKEY	50 455	172 219	120 495
ANDORRA	30	807	561	ESTONIA	511	1 124	779
GIBRALTAR	1	180	107	LATVIA	270	381	261
MALTA	18	313	211	LITHUANIA	383	890	621
SAN MARINO	15	97	63	POLAND	5 958	17 608	12 255
TURKEY	339	3 525	2 458	CZECH REPUB	5 341	24 765	17 322
ESTONIA	112	1 636	1 137	SLOVAKIA	1 077	3 535	2 468
LATVIA	254	3 208	2 216	HUNGARY	5 163	18 016	12 606
LITHUANIA	386	3 340	2 321	ROMANIA	5 154	8 657	6 034
POLAND	4 476	34 889	24 278	BULGARIA	1 277	2 417	1 692
CZECH REPUB	7 451	43 038	30 016	UKRAINE	135	202	141
SLOVAKIA	519	3 460	2 424	BELARUS	249	262	184
HUNGARY	3 920	21 728	15 128	MOLDOVA	8	80	55
ROMANIA	727	3 946	2 753	RUSSIA	382	708	495
BULGARIA	188	1 589	1 093	SLOVENIA	791	5 698	3 985
ALBANIA	140	563	388	CROATIA	2 729	6 903	4 808
UKRAINE	649	4 718	3 271	MACEDONIA	2 057	4 633	3 242
BELARUS	158	2 198	1 527	MOROCCO	1 085	4 386	3 074
MOLDOVA	42	431	299	TUNISIA	2 525	6 801	4 748
RUSSIA	4 334	67 822	47 488	EGYPT	4 809	10 656	7 419
GEORGIA		66	44	MAURITIUS	811	3 150	2 202
KAZAKHSTAN	173	1 182	825	SOUTH AFRICA	79	194	137
				LESOTHO	38	99	72

6 IMPORTS AND EXPORTS (SPECIAL TRADE) BY GROUPS OF THE SITC-REV. III AND BY COUNTRIES OF PRODUCTION AND CONSUMPTION 1995

GROUP COUNTRY	DT = 100 KG	1 000 DM	1 000 \$	GROUP COUNTRY	DT = 100 KG	1 000 DM	1 000 \$
USA	962	5 806	4 056	844 WOMEN, GIRLS CLOTHNG. KNIT			
CANADA	55	523	357	IMPORTS	759 517	2 946 402	2 058 872
HONDURAS	83	432	308	FRANCE	12 222	130 070	91 002
DOMINIC REP	485	2 004	1 387	BELGIUM LUX	3 025	23 490	16 487
COLOMBIA	10	55	37	NETHERLANDS	14 047	57 441	40 224
ECUADOR	43	141	95	ITALY	37 293	266 806	186 255
PERU	767	4 076	2 848	UNITD KINGDOM	10 377	62 637	43 929
BRAZIL	486	1 477	1 004	IRELAND	920	7 795	5 436
PARAGUAY	12	68	49	DENMARK	7 289	47 679	33 301
CYPRUS	19	119	83	GREECE	39 303	212 583	148 376
LEBANON	187	644	455	PORTUGAL	30 275	115 928	80 946
SYRIA	3 890	7 363	5 133	SPAIN	1 161	6 344	4 435
IRAN	200	327	230	SWEDEN	58	525	371
ISRAEL	667	5 607	3 880	FINLAND	2 677	27 182	18 912
BAHRAIN	25	51	37	AUSTRIA	1 453	27 787	19 521
ARAB EMIRAT	5 801	12 914	9 045	EU	160 100	986 267	689 195
PAKISTAN	14 191	20 693	14 468	ICELAND	3	62	43
INDIA	19 419	43 324	30 395	NORWAY	20	148	105
BANGLADESH	8 512	14 393	10 069	SWITZERLAND	5 991	64 489	44 981
MALDIVES	59	159	112	MALTA	93	1 442	1 000
SRI LANKA	6 136	14 616	10 235	TURKEY	232 228	747 871	523 128
NEPAL	32	59	43	ESTONIA	15	125	88
THAILAND	4 047	16 260	11 327	LATVIA	1 448	5 331	3 721
LAOS	146	420	294	LITHUANIA	1 621	5 766	4 034
VIETNAM	609	1 319	919	POLAND	19 081	87 275	61 070
CAMBODIA	178	323	224	CZECH REPUB	13 076	60 517	42 217
INDONESIA	9 987	24 628	17 154	SLOVAKIA	5 579	18 072	12 588
MALAYSIA	1 868	7 250	5 005	HUNGARY	16 993	79 110	55 279
SINGAPORE	183	707	490	ROMANIA	7 381	27 253	19 100
PHILIPPINES	3 446	7 141	4 957	BULGARIA	3 204	9 812	6 860
CHINA	60 007	124 479	86 863	ALBANIA	17	150	106
SOUTH KOREA	2 060	7 472	5 196	UKRAINE	1 086	3 227	2 255
JAPAN	230	1 173	823	BELARUS	890	2 244	1 568
TAIWAN	5 553	17 162	11 945	MOLDOVA	10	61	43
HONG KONG	10 440	34 895	24 267	RUSSIA	761	3 248	2 282
MACAO	3 341	11 497	7 955	SLOVENIA	2 570	22 526	15 737
AUSTRALIA	21	313	220	CROATIA	8 307	32 762	22 877
NEW ZEALAND	8	74	49	BOS HERZEGOV	26	140	96
EXPORTS	47 852	210 270	146 631	MACEDONIA	1 525	5 257	3 684
FRANCE	3 633	18 396	12 769	MOROCCO	10 870	45 209	31 669
BELGIUM LUX	2 872	18 984	13 165	TUNISIA	7 765	36 421	25 520
NETHERLANDS	4 902	29 749	20 733	EGYPT	2 765	7 452	5 216
ITALY	3 343	11 763	8 228	MADAGASCAR	64	248	175
UNITD KINGDOM	2 944	9 672	6 743	MAURITIUS	1 992	6 419	4 527
IRELAND	153	783	542	ZIMBABWE	250	1 147	810
DENMARK	310	2 157	1 508	SOUTH AFRICA	115	805	562
GREECE	1 590	4 691	3 285	USA	1 464	13 546	9 489
PORTUGAL	1 580	5 111	3 528	CANADA	254	5 246	3 678
SPAIN	1 600	5 004	3 486	MEXICO	38	240	167
SWEDEN	79	676	472	DOMINIC REP	70	346	234
FINLAND	64	559	390	JAMAICA	32	189	130
AUSTRIA	6 015	29 674	20 769	COLOMBIA	33	177	125
EU	29 084	137 219	95 618	PERU	128	686	483
CANARY IS	24	223	158	BRAZIL	2 527	9 160	6 412
ICELAND	16	109	75	CHILE	100	735	510
NORWAY	65	474	328	ARGENTINA	2	45	31
SWITZERLAND	2 585	17 061	11 878	CYPRUS	402	1 791	1 262
TURKEY	604	1 809	1 271	LEBANON	232	1 102	777
ESTONIA	94	329	229	SYRIA	2 198	4 781	3 362
LATVIA	28	197	137	IRAN	580	1 071	757
LITHUANIA	46	242	166	ISRAEL	1 343	11 763	8 241
POLAND	1 533	3 255	2 290	ARAB EMIRAT	3 126	7 419	5 181
CZECH REPUB	4 656	16 804	11 753	PAKISTAN	45 099	63 137	44 075
SLOVAKIA	129	462	324	INDIA	25 814	54 906	38 331
HUNGARY	2 609	6 985	4 888	BANGLADESH	5 859	9 827	6 851
ROMANIA	350	730	514	MALDIVES	206	646	456
BULGARIA	27	155	110	SRI LANKA	3 109	11 248	7 888
UKRAINE	95	1 007	718	NEPAL	35	82	57
BELARUS	56	153	106	MYANMAR	113	357	248
MOLDOVA	7	60	42	THAILAND	6 624	26 690	18 622
RUSSIA	617	4 087	2 874	LAOS	103	176	124
KAZAKHSTAN	55	318	221	VIETNAM	1 243	3 187	2 235
UZBEKISTAN	4	56	39	CAMBODIA	368	499	349
SLOVENIA	290	1 593	1 108	INDONESIA	15 578	45 509	31 712
CROATIA	1 582	3 945	2 767	MALAYSIA	14 262	39 479	27 570
MACEDONIA	97	185	128	BRUNEI	36	49	34
TUNISIA	1 931	3 167	2 213	SINGAPORE	1 402	5 136	3 600
LIBYA	55	210	148	PHILIPPINES	5 514	12 677	8 814
EGYPT	15	135	96	MONGOLIA	55	103	75
GHANA	91	195	136	CHINA	81 546	212 745	148 485
MAURITIUS	7	168	121	SOUTH KOREA	1 320	5 123	3 574
SOUTH AFRICA	4	73	50	JAPAN	15	492	332
USA	268	1 459	1 017	TAIWAN	5 756	19 373	13 485
CANADA	95	379	264	HONG KONG	22 953	99 376	69 176
MEXICO	11	152	107	MACAO	4 059	15 954	11 086
NETH ANTILL	8	42	30	AUSTRALIA	5	103	68
CYPRUS	10	65	44	NEW ZEALAND	15	131	90
LEBANON	47	322	224	EXPORTS	106 918	709 035	493 438
ISRAEL	10	59	41	FRANCE	8 683	55 139	38 430
SAUDI ARABIA	85	508	355	BELGIUM LUX	6 473	58 236	40 328
KUWAIT	36	307	207	NETHERLANDS	14 155	104 930	72 972
ARAB EMIRAT	27	202	141	ITALY	1 712	15 524	10 764
SINGAPORE	94	365	253	UNITD KINGDOM	2 731	20 959	14 576
CHINA	7	70	49	IRELAND	235	2 990	2 063
SOUTH KOREA	18	177	125	DENMARK	1 464	11 925	8 307
JAPAN	122	1 793	1 248	GREECE	1 495	7 063	4 925
TAIWAN	36	547	380	PORTUGAL	4 522	10 059	6 992
HONG KONG	159	1 130	785	SPAIN	1 754	8 834	6 154
AUSTRALIA	13	91	62	SWEDEN	247	4 034	2 801
SHIPS SUPPL		84	57	FINLAND	256	3 052	2 127
UNITD COUNTR	27	185	128	AUSTRIA	16 893	123 633	86 078
				EU	60 620	426 368	296 517

6 IMPORTS AND EXPORTS (SPECIAL TRADE) BY GROUPS OF THE SITC-REV. III AND BY COUNTRIES OF PRODUCTION AND CONSUMPTION 1995

GROUP COUNTRY	DT = 100 KG	1 000 DM	1 000 \$	GROUP COUNTRY	DT = 100 KG	1 000 DM	1 000 \$
CANARY IS	20	237	167	ERITREA	64	61	43
ICELAND	57	705	481	TANZANIA	1 889	2 709	1 907
NORWAY	529	6 001	4 185	MADAGASCAR	1 803	15 321	10 687
LIECHTENST	4	52	31	MAURITIUS	19 185	71 756	50 215
SWITZERLAND	9 976	90 669	63 130	ZIMBABWE	1 300	3 291	2 308
MALTA	10	93	62	SOUTH AFRICA	627	5 311	3 716
TURKEY	197	1 156	809	USA	14 640	62 179	43 577
ESTONIA	37	288	195	CANADA	574	5 828	4 079
LATVIA	913	3 817	2 646	MEXICO	981	1 065	741
LITHUANIA	54	576	381	GUATEMALA	28	129	87
POLAND	3 612	21 594	15 073	HONDURAS	373	1 356	937
CZECH REPUB	7 495	34 421	24 025	EL SALVADOR	501	934	651
SLOVAKIA	1 096	3 047	2 130	COSTA RICA	6	52	37
HUNGARY	9 945	36 433	25 440	DOMINIC REP	788	2 902	2 033
ROMANIA	1 375	7 657	5 346	JAMAICA	3 365	12 365	8 544
BULGARIA	229	1 059	729	COLOMBIA	290	1 458	1 012
UKRAINE	196	2 049	1 436	VENEZUELA	41	229	160
BELARUS	1 210	4 004	2 785	ECUADOR	1 761	2 982	2 083
MOLDOVA	15	175	124	PERU	5 849	19 110	13 397
RUSSIA	1 132	10 624	7 494	BRAZIL	19 973	46 443	32 466
KAZAKHSTAN	93	421	288	CHILE	264	1 605	1 125
KYRGHYZSTAN	26	149	104	BOLIVIA	190	2 029	1 414
SLOVENIA	552	3 421	2 385	URUGUAY	24	162	110
CROATIA	3 358	10 958	7 638	ARGENTINA	13	57	38
MACEDONIA	30	159	111	CYPRUS	1 061	3 931	2 750
MOROCCO	172	429	304	LEBANON	756	2 452	1 724
TUNISIA	1 588	4 116	2 889	SYRIA	19 972	37 494	26 240
EGYPT	26	381	263	IRAN	5 040	8 528	5 943
GHANA	223	426	302	ISRAEL	4 292	47 525	33 186
DJIBOUTI	21	103	75	JORDAN	278	620	432
SOUTH AFRICA	27	382	269	BAHRAIN	23	94	65
USA	482	8 915	6 210	ARAB EMIRAT	20 071	34 719	24 181
CANADA	149	2 219	1 536	PAKISTAN	51 774	81 784	56 982
MEXICO	3	172	116	INDIA	74 346	176 572	123 023
COSTA RICA	14	160	111	BANGLADESH	125 902	191 042	133 936
CUBA	1	64	45	MALDIVES	1 126	2 553	1 807
COLOMBIA	1	79	51	SRI LANKA	16 846	49 457	34 574
BRAZIL	3	133	89	NEPAL	711	2 373	1 653
CHILE	9	117	81	MYANMAR	24	74	50
CYPRUS	2	102	67	THAILAND	39 548	133 469	92 841
LEBANON	86	1 072	736	LAOS	3 158	10 612	7 330
IRAN	1	48	30	VIETNAM	10 882	41 479	28 895
ISRAEL	46	484	333	CAMBODIA	5 208	7 624	5 327
JORDAN	14	194	133	INDONESIA	61 740	187 038	130 461
SAUDI ARABIA	275	2 504	1 730	MALAYSIA	16 088	65 108	45 444
KUWAIT	119	1 517	1 040	SINGAPORE	6 092	25 219	17 684
BAHRAIN	7	138	96	PHILIPPINES	37 461	89 531	62 484
QATAR	21	215	151	MONGOLIA	808	2 917	2 059
ARAB EMIRAT	55	833	569	CHINA	233 210	849 771	591 954
THAILAND	3	85	58	NORTH KOREA	909	2 648	1 863
MALAYSIA	4	54	33	SOUTH KOREA	30 687	102 438	71 417
SINGAPORE	22	522	363	JAPAN	2 180	2 886	1 995
SOUTH KOREA	20	986	690	TAIWAN	34 105	133 073	92 766
JAPAN	329	9 871	6 884	HONG KONG	115 775	583 377	405 235
TAIWAN	98	2 129	1 471	MACAO	21 911	107 206	74 674
HONG KONG	227	2 926	2 018	AUSTRALIA	298	3 364	2 351
MACAO		47	32	NAURU	35	99	71
AUSTRALIA	17	406	287	NEW ZEALAND	79	830	582
NEW ZEALAND	13	107	75	FIJI	284	300	207
UNID COUNTR	32	400	271				
845 OTHR. TEXTILE APPAREL, NES				EXPORTS	311 981	2 150 040	1 496 071
IMPORTS	2 484 565	10 058 455	7 019 157	FRANCE	36 252	183 335	127 639
FRANCE	25 831	284 015	198 567	BELGIUM LUX	19 492	177 630	123 296
BELGIUM LUX	21 739	87 644	61 132	NETHERLANDS	40 447	332 485	230 915
NETHERLANDS	54 998	240 593	168 102	ITALY	21 987	76 655	53 346
ITALY	238 757	1 694 361	1 181 897	UNITD KINGDOM	23 770	117 888	82 064
UNITD KINGDOM	32 871	180 682	126 514	IRELAND	2 949	15 495	10 664
IRELAND	70 546	87 967	61 418	DENMARK	3 564	29 544	20 550
DENMARK	21 158	141 994	98 945	GREECE	3 256	20 118	14 035
GREECE	145 214	618 779	431 378	PORTUGAL	5 577	26 426	18 369
PORTUGAL	124 789	527 904	368 416	SPAIN	7 830	38 913	27 108
SPAIN	13 396	39 551	27 741	SWEDEN	967	12 733	8 814
SWEDEN	680	7 877	5 509	FINLAND	656	6 559	4 557
FINLAND	439	7 269	5 075	AUSTRIA	47 041	372 933	259 519
AUSTRIA	5 253	73 515	51 323	EU	213 788	1 410 714	980 876
EU	755 665	3 992 151	2 786 017	CANARY IS	135	1 349	935
ICELAND	112	1 157	802	ICELAND	144	1 506	1 053
NORWAY	213	1 981	1 381	NORWAY	994	12 119	8 404
SWITZERLAND	7 237	79 374	55 489	LIECHTENST	11	182	121
MALTA	568	3 971	2 780	SWITZERLAND	26 515	256 012	178 188
TURKEY	390 268	1 472 995	1 029 193	ANDORRA	28	505	342
ESTONIA	1 193	4 069	2 847	MALTA	74	586	410
LATVIA	1 920	9 269	6 485	TURKEY	733	4 988	3 490
LITHUANIA	8 158	16 843	11 784	ESTONIA	157	1 020	714
POLAND	63 130	254 113	177 570	LATVIA	344	2 710	1 873
CZECH REPUB	25 962	117 441	82 108	LITHUANIA	202	1 530	1 077
SLOVAKIA	13 520	44 852	31 284	POLAND	6 682	34 250	23 935
HUNGARY	34 179	191 656	133 903	CZECH REPUB	11 827	48 482	33 869
ROMANIA	35 732	116 176	81 203	SLOVAKIA	2 385	8 935	6 278
BULGARIA	19 720	58 060	40 564	HUNGARY	14 574	93 490	65 355
ALBANIA	42	52	37	ROMANIA	4 053	13 461	9 402
UKRAINE	4 591	12 969	9 066	BULGARIA	406	2 487	1 732
BELARUS	4 830	15 507	10 814	UKRAINE	1 202	9 458	6 588
MOLDOVA	755	4 458	3 113	BELARUS	2 410	19 769	13 731
RUSSIA	5 296	16 741	11 697	MOLDOVA	34	144	98
UZBEKISTAN	4	106	70	RUSSIA	3 189	27 265	19 149
SLOVENIA	13 011	119 768	83 693	GEORGIA	6	74	50
CROATIA	15 397	75 208	52 478	KAZAKHSTAN	169	732	510
BOS HERZEGOV	157	811	568	TURKMENISTAN	55	123	85
MACEDONIA	7 903	20 962	14 647	UZBEKISTAN	10	112	78
MOROCCO	19 055	59 858	41 847	KYRGHYZSTAN	12	110	82
TUNISIA	16 783	77 577	54 226	SLOVENIA	3 605	19 755	13 859
EGYPT	21 864	42 522	29 755	CROATIA	5 645	18 745	13 081
				BOS HERZEGOV	102	390	272
				SERB MONTNEG	69	52	37

6 IMPORTS AND EXPORTS (SPECIAL TRADE) BY GROUPS OF THE SITC-REV. III AND BY COUNTRIES OF PRODUCTION AND CONSUMPTION 1995

GROUP COUNTRY	DT = 100 KG	1 000 DM	1 000 \$	GROUP COUNTRY	DT = 100 KG	1 000 DM	1 000 \$
MACEDONIA	141	834	577	PERU	10	105	69
MOROCCO	147	655	453	BRAZIL	37	111	77
ALGERIA	42	75	51	BOLIVIA	8	57	39
TUNISIA	2 745	9 923	6 881	URUGUAY	25	180	124
LIBYA	63	104	72	SYRIA	1 011	4 045	2 826
EGYPT	121	1 339	932	ISRAEL	3 683	13 320	9 296
GUINEA	49	64	45	ARAB EMIRAT	2 141	5 165	3 642
GHANA	49	113	78	PAKISTAN	24 244	25 289	17 656
ANGOLA	2	69	49	INDIA	9 401	51 273	35 748
ETHIOPIA	15	147	106	BANGLADESH	1 535	2 090	1 468
DJIBOUTI	65	264	181	SRI LANKA	19 530	52 698	36 889
KENYA	8	53	38	NEPAL	82	234	158
REUNION	1	61	39	THAILAND	3 461	11 616	8 093
ZIMBABWE	18	283	192	VIETNAM	171	441	308
SOUTH AFRICA	79	1 260	875	INDONESIA	8 039	19 797	13 821
USA	1 710	36 077	25 120	MALAYSIA	4 649	21 171	14 714
CANADA	886	11 809	8 172	SINGAPORE	27	118	81
MEXICO	36	1 104	769	PHILIPPINES	6 904	21 818	15 223
BERMUDA	1	160	110	CHINA	47 392	108 869	75 997
CUBA	286	431	308	NORTH KOREA	45	146	104
BAHAMAS	11	63	39	SOUTH KOREA	25 132	91 667	63 904
NETH ANTILL	13	224	154	JAPAN	759	10 432	7 296
COLOMBIA	11	383	262	TAIWAN	5 070	18 053	12 578
VENEZUELA	4	111	74	HONG KONG	6 304	16 010	11 185
ECUADOR	5	62	41	MACAO	158	624	432
BRAZIL	34	478	333	AUSTRALIA	108	191	131
CHILE	52	935	644	FIJI	6	57	41
ARGENTINA	26	532	362				
CYPRUS	55	663	459	EXPORTS	165 461	794 447	554 594
LEBANON	258	2 693	1 872	FRANCE	7 739	52 191	36 304
SYRIA	4	76	54	BELGIUM LUX	3 887	33 043	22 982
IRAN	9	121	81	NETHERLANDS	9 664	85 069	59 391
ISRAEL	381	5 298	3 676	ITALY	3 248	25 004	17 487
JORDAN	44	545	378	UNTD KINGDOM	3 911	22 958	16 018
SAUDI ARABIA	539	6 286	4 364	IRELAND	496	3 727	2 606
KUWAIT	163	2 264	1 578	DENMARK	1 373	10 646	7 430
BAHRAIN	26	511	346	GREECE	2 701	9 495	6 631
QATAR	21	396	269	PORTUGAL	11 982	24 224	16 824
ARAB EMIRAT	202	2 568	1 786	SPAIN	1 969	11 305	7 891
OMAN	2	63	43	SWEDEN	3 083	11 040	7 628
PAKISTAN	35	190	130	FINLAND	381	2 531	1 758
BANGLADESH	68	207	148	AUSTRIA	10 590	78 033	54 483
SRI LANKA	9	62	41	EU	61 024	369 266	257 433
THAILAND	79	305	212	CANARY IS	30	158	108
INDONESIA	46	267	175	CEUTA MEL	15	101	70
MALAYSIA	10	227	154	ICELAND	122	807	556
SINGAPORE	168	2 802	1 944	NORWAY	816	5 202	3 617
PHILIPPINES	26	139	95	LIECHTENST	8	57	38
CHINA	56	402	274	SWITZERLAND	8 736	57 555	40 069
NORTH KOREA	10	89	61	ANDORRA	87	1 336	229
SOUTH KOREA	156	4 711	3 268	MALTA	217	1 166	812
JAPAN	1 656	33 405	23 244	TURKEY	1 850	8 041	5 615
TAIWAN	397	7 348	5 101	ESTONIA	115	398	274
HONG KONG	824	13 632	9 456	LATVIA	540	2 113	1 477
MACAO	5	383	262	LITHUANIA	607	2 681	1 875
AUSTRALIA	199	2 767	1 939	POLAND	6 554	28 036	19 616
NEW ZEALAND	26	286	200	CZECH REPUB	12 963	64 626	45 399
SHIPS SUPPL	10	196	139	SLOVAKIA	1 047	3 827	2 675
UNTD COUNTR	182	1 483	1 023	HUNGARY	10 820	29 549	20 600
				ROMANIA	3 877	15 300	10 713
846 CLOTHING ACCESSRS,FABRIC				BULGARIA	689	3 058	2 143
IMPORTS	627 479	1 902 132	1 329 586	ALBANIA	71	422	295
FRANCE	4 888	35 539	24 793	UKRAINE	987	4 265	2 997
BELGIUM LUX	14 411	28 830	20 113	BELARUS	283	1 169	819
NETHERLANDS	6 834	26 573	18 576	MOLDOVA	20	171	118
ITALY	164 184	577 842	404 341	RUSSIA	3 061	12 652	8 834
UNTD KINGDOM	4 861	22 173	15 511	GEORGIA	8	50	34
IRELAND	1 442	7 158	4 991	AZERBAIJAN	19	62	42
DENMARK	746	4 723	3 305	KAZAKHSTAN	424	854	589
GREECE	2 226	15 824	11 060	UZBEKISTAN	7	61	40
PORTUGAL	59 219	113 014	78 826	KYRGHYZSTAN	5	65	46
SPAIN	632	2 728	1 904	SLOVENIA	15 145	37 858	26 457
SWEDEN	209	1 265	879	CROATIA	1 205	6 723	4 707
FINLAND	108	568	394	BOS HERZEGOV	21	80	56
AUSTRIA	12 291	80 826	56 429	MACEDONIA	1 220	4 760	3 328
EU	272 051	917 063	641 122	MOROCCO	11 055	13 303	9 277
ICELAND	8	97	66	TUNISIA	10 208	31 366	21 931
NORWAY	29	122	86	EGYPT	73	549	382
SWITZERLAND	3 054	44 222	30 939	GHANA	22	105	77
TURKEY	68 786	137 550	96 304	BENIN	33	114	82
LATVIA	6 095	13 259	9 271	ETHIOPIA	21	73	52
LITHUANIA	4 481	6 655	4 651	KENYA	84	135	93
POLAND	5 975	16 028	11 207	MAURITIUS	262	954	669
CZECH REPUB	21 061	78 531	55 150	SOUTH AFRICA	166	739	524
SLOVAKIA	1 856	5 054	3 532	USA	3 935	25 565	17 934
HUNGARY	10 764	34 815	24 302	CANADA	1 029	5 482	3 824
ROMANIA	4 305	6 599	4 619	MEXICO	27	292	202
BULGARIA	2 456	4 426	3 091	GUATEMALA	4	45	32
UKRAINE	1 856	3 600	2 500	PANAMA	14	87	60
BELARUS	1 036	1 779	1 241	COLOMBIA	17	457	311
RUSSIA	328	387	275	VENEZUELA	3	70	47
SLOVENIA	19 949	60 919	42 623	ECUADOR	5	125	88
CROATIA	3 303	8 934	6 275	BRAZIL	31	243	172
MACEDONIA	1 230	2 842	1 961	CHILE	80	426	292
MOROCCO	10 526	16 873	11 808	PARAGUAY	8	75	51
TUNISIA	8 819	33 565	23 501	URUGUAY	12	78	49
EGYPT	42	187	129	ARGENTINA	7	88	63
ZIMBABWE	1 571	3 834	2 702	CYPRUS	35	203	135
SOUTH AFRICA	2 069	4 485	3 139	LEBANON	98	536	373
USA	5 570	23 291	16 197	IRAN	30	76	53
CANADA	158	764	530	ISRAEL	481	2 692	1 882
MEXICO	21	92	64	JORDAN	34	148	104
GUATEMALA	43	154	107	SAUDI ARABIA	126	756	525
DOMINIC REP	13	96	67	KUWAIT	51	383	265
				BAHRAIN	7	88	54

6 IMPORTS AND EXPORTS (SPECIAL TRADE) BY GROUPS OF THE SITC-REV. III AND BY COUNTRIES OF PRODUCTION AND CONSUMPTION 1995

GROUP COUNTRY	DT = 100 KG	1 000 DM	1 000 \$	GROUP COUNTRY	DT = 100 KG	1 000 DM	1 000 \$
QATAR	7	99	65	EXPORTS	124 080	673 734	469 490
ARAB EMIRAT	290	969	673	FRANCE	8 010	40 843	28 489
OMAN	4	101	71	BELGIUM LUX	5 329	34 673	24 026
PAKISTAN	4	74	51	NETHERLANDS	9 053	59 328	41 136
INDIA	12	127	87	ITALY	4 178	27 338	19 018
BANGLADESH	42	245	176	UNITED KINGDOM	2 979	23 723	16 496
SRI LANKA	425	1 958	1 380	IRELAND	401	2 677	1 871
THAILAND	74	1 041	725	DENMARK	1 096	7 864	5 465
VIETNAM	34	210	146	GREECE	2 454	27 509	19 126
INDONESIA	53	921	635	PORTUGAL	1 963	6 097	4 241
MALAYSIA	21	204	146	SPAIN	3 206	11 371	7 934
SINGAPORE	98	915	638	SWEDEN	983	7 092	4 974
PHILIPPINES	27	254	179	FINLAND	619	3 167	2 215
CHINA	159	1 680	1 177	AUSTRIA	12 632	101 422	70 578
SOUTH KOREA	303	3 139	2 178	EU	52 903	353 104	245 569
JAPAN	1 353	16 128	11 287	CANARY IS	10	151	107
TAIWAN	248	2 333	1 627	ICELAND	415	781	542
HONG KONG	530	5 784	4 031	NORWAY	787	6 329	4 428
AUSTRALIA	642	3 537	2 463	LIECHTENST	12	115	79
NEW ZEALAND	167	855	596	SWITZERLAND	16 846	83 018	57 971
SHIPS SUPPL	26	5 352	3 740	ANDORRA	6	230	163
UNID COUNTR	251	1 153	799	MALTA	309	2 468	1 723
849 CLOTHING, NONTEXTILE; HEADGEAR				TURKEY	2 482	9 184	6 441
IMPORTS	798 595	2 410 247	1 680 624	ESTONIA	162	535	363
FRANCE	9 692	58 320	40 955	LATVIA	312	991	685
BELGIUM LUX	13 146	14 290	10 014	LITHUANIA	1 072	3 824	2 674
NETHERLANDS	16 829	37 704	26 330	POLAND	6 398	22 528	15 783
ITALY	28 804	211 718	147 990	CZECH REPUBL	13 216	31 344	21 896
UNITED KINGDOM	5 027	24 286	16 963	SLOVAKIA	693	3 085	2 163
IRELAND	201	2 708	1 894	HUNGARY	2 253	9 263	6 483
DENMARK	2 902	6 786	4 737	ROMANIA	3 667	11 312	7 891
GREECE	1 280	63 337	44 207	BULGARIA	1 212	4 892	3 413
PORTUGAL	1 084	3 870	2 724	ALBANIA	8	388	270
SPAIN	2 278	10 051	7 028	UKRAINE	1 395	5 609	3 898
SWEDEN	1 857	7 920	5 533	BELARUS	236	2 145	1 494
FINLAND	260	5 116	3 557	MOLDOVA	41	150	107
AUSTRIA	15 624	23 552	16 494	RUSSIA	2 166	21 872	15 183
EU	98 984	469 658	328 426	GEORGIA	21	70	50
NORWAY	24	378	266	KAZAKHSTAN	180	321	219
SWITZERLAND	4 990	12 328	8 592	UZBEKISTAN	4	59	40
MALTA	243	2 434	1 696	KYRGYZSTAN	7	87	59
TURKEY	25 451	274 619	191 342	SLOVENIA	1 225	3 946	2 761
ESTONIA	5	59	41	CROATIA	1 251	3 649	2 529
LATVIA	152	622	440	MACEDONIA	393	974	677
LITHUANIA	47	103	73	MOROCCO	1 917	5 814	4 066
POLAND	6 636	20 834	14 588	TUNISIA	3 156	9 365	6 541
CZECH REPUBL	12 579	41 811	29 304	LIBYA	55	125	88
SLOVAKIA	134	368	253	EGYPT	89	479	340
HUNGARY	4 912	33 543	23 499	GUINEA	9	56	40
ROMANIA	1 240	5 925	4 163	GHANA	22	54	38
BULGARIA	222	1 280	895	NIGERIA	90	178	123
UKRAINE	351	2 040	1 447	ETHIOPIA	37	77	55
BELARUS	14	78	55	KENYA	105	111	78
RUSSIA	100	212	149	TANZANIA	64	71	51
SLOVENIA	1 321	15 821	11 072	REUNION	8	51	36
CROATIA	1 021	19 679	13 760	MAURITIUS	45	132	95
MACEDONIA	3 297	9 836	6 888	SOUTH AFRICA	74	544	383
MOROCCO	806	1 560	1 098	USA	3 034	19 630	13 749
TUNISIA	1 916	12 332	8 598	CANADA	235	2 481	1 735
EGYPT	365	1 110	773	MEXICO	16	330	230
MAURITIUS	11	80	55	NETH ANTILL	20	50	35
SOUTH AFRICA	67	252	176	COLOMBIA	7	162	111
NAMIBIA	33	222	156	BRAZIL	31	174	118
USA	19 191	44 197	30 934	CHILE	45	314	217
CANADA	362	1 899	1 318	URUGUAY	42	66	44
MEXICO	675	1 402	984	ARGENTINA	16	1 027	704
GUATEMALA	23	80	55	CYPRUS	50	265	183
COSTA RICA	8	45	32	LEBANON	163	564	394
PANAMA	82	48	34	IRAN	5	160	111
DOMINIC REP	18	212	147	ISRAEL	353	913	635
JAMAICA	16	48	35	JORDAN	50	83	55
COLOMBIA	74	302	211	SAUDI ARABIA	143	1 992	1 326
ECUADOR	73	333	232	KUWAIT	62	238	164
PERU	29	148	100	BAHRAIN	37	306	216
BRAZIL	1 138	5 880	4 108	QATAR	24	131	86
CHILE	23	298	208	ARAB EMIRAT	141	700	489
URUGUAY	1 617	14 833	10 335	OMAN	15	63	45
ARGENTINA	963	11 241	7 822	PAKISTAN	63	271	189
CYPRUS	32	274	196	INDIA	59	396	275
IRAN	49	164	114	SRI LANKA	483	943	658
ISRAEL	139	201	137	MYANMAR	40	59	42
BAHRAIN	385	1 748	1 218	THAILAND	77	648	453
QATAR	16	63	46	VIETNAM	99	337	237
ARAB EMIRAT	150	307	216	INDONESIA	127	1 796	1 276
PAKISTAN	32 516	137 976	96 202	MALAYSIA	113	390	272
INDIA	62 302	303 099	210 960	SINGAPORE	175	2 883	2 022
BANGLADESH	257	731	502	PHILIPPINES	30	196	137
SRI LANKA	9 429	15 400	10 754	CHINA	101	479	335
NEPAL	573	917	642	SOUTH KOREA	222	5 767	4 025
THAILAND	50 067	58 860	41 083	JAPAN	1 377	19 592	13 779
VIETNAM	2 714	13 252	9 184	TAIWAN	89	1 904	1 317
INDONESIA	14 545	33 575	23 352	HONG KONG	702	5 153	3 600
MALAYSIA	120 687	111 229	77 663	MACAO	4	81	55
PHILIPPINES	1 018	5 838	4 042	AUSTRALIA	152	1 308	923
CHINA	285 504	567 111	394 605	NEW ZEALAND	15	109	71
NORTH KOREA	18	195	135	SHIPS SUPPL	4	645	452
SOUTH KOREA	11 515	87 729	60 862	UNID COUNTR	157	869	607
JAPAN	2 741	23 560	16 510	851 FOOTWEAR			
TAIWAN	9 754	22 651	15 830	IMPORTS	2 502 921	7 088 280	4 937 201
HONG KONG	4 376	14 151	9 866	FRANCE	81 194	234 978	163 859
MACAO	98	502	350	BELGIUM LUX	13 102	25 460	17 884
AUSTRALIA	394	1 779	1 241				
NEW ZEALAND	58	605	428				

6 IMPORTS AND EXPORTS (SPECIAL TRADE) BY GROUPS OF THE SITC-REV. III AND BY COUNTRIES OF PRODUCTION AND CONSUMPTION 1995

GROUP COUNTRY	DT = 100 KG	1 000 DM	1 000 \$	GROUP COUNTRY	DT = 100 KG	1 000 DM	1 000 \$
NETHERLANDS	56 601	150 741	104 890	HUNGARY	27 292	63 810	44 533
ITALY	699 443	2 210 112	1 539 551	ROMANIA	2 228	3 832	2 680
UNTD KINGDOM	12 768	56 916	39 813	BULGARIA	1 781	2 382	1 654
IRELAND	85	515	358	UKRAINE	3 142	8 047	5 661
DENMARK	5 073	22 776	15 845	BELARUS	2 903	5 825	4 095
GREECE	2 488	13 429	9 334	MOLDOVA	1 313	3 400	2 419
PORTUGAL	192 847	831 140	579 924	RUSSIA	47 446	200 833	140 721
SPAIN	191 633	511 600	356 665	GEORGIA	92	545	386
SWEDEN	1 496	3 259	2 297	ARMENIA	50	49	34
FINLAND	92	472	323	AZERBAIJAN	139	303	207
AUSTRIA	49 979	337 455	234 249	KAZAKHSTAN	5 005	13 588	9 474
EU	1 306 801	4 398 853	3 064 992	TURKMENISTAN	88	159	114
ICELAND	15	50	34	UZBEKISTAN	464	1 293	907
NORWAY	33	87	62	TADJIKISTAN	18	82	58
SWITZERLAND	10 152	48 460	33 680	KYRGYZSTAN	86	266	189
ANDORRA	11	54	38	SLOVENIA	4 524	10 460	7 308
MALTA	4 484	43 003	30 001	CROATIA	10 957	24 499	17 095
TURKEY	4 260	11 796	8 156	BOS HERZEGOV	173	576	397
ESTONIA	1 282	1 667	1 151	SERB MONTNEG	358	601	425
LATVIA	303	1 037	716	MACEDONIA	1 573	2 610	1 849
LITHUANIA	3 704	5 333	3 732	MOROCCO	547	1 176	815
POLAND	53 660	138 096	96 559	ALGERIA	34	68	46
CZECH REPUB	56 117	141 686	98 946	TUNISIA	1 045	2 876	2 002
SLOVAKIA	21 275	80 943	56 771	LIBYA	60	206	145
HUNGARY	97 178	245 154	171 376	EGYPT	233	699	487
ROMANIA	11 660	27 337	19 042	SUDAN	90	85	54
BULGARIA	8 312	16 604	11 497	GHANA	343	560	394
ALBANIA	8	49	35	BENIN	54	109	78
UKRAINE	10 216	10 480	7 302	NIGERIA	128	717	505
BELARUS	1 489	2 210	1 539	ETHIOPIA	24	154	110
MOLDOVA	4 787	4 955	3 418	DJIBOUTI	425	971	700
RUSSIA	1 505	4 622	3 222	UGANDA	3	69	47
SLOVENIA	25 875	84 225	58 952	REUNION	84	441	311
CROATIA	21 657	97 630	68 274	ZAMBIA	12	49	34
MACEDONIA	4 118	8 863	6 200	ZIMBABWE	43	182	124
MOROCCO	6 327	34 607	24 183	SOUTH AFRICA	664	1 944	1 358
TUNISIA	10 659	59 473	41 562	USA	20 232	112 774	78 769
EGYPT	69	262	183	CANADA	3 655	20 404	14 210
SOUTH AFRICA	1 060	1 609	1 116	MEXICO	136	389	267
NAMIBIA	16	71	48	BERMUDA	5	58	43
USA	8 102	31 600	21 925	COSTA RICA	11	68	48
CANADA	479	1 504	1 034	PANAMA	45	126	88
MEXICO	3 797	11 332	7 930	CUBA	105	425	296
CUBA	41	211	151	GUADELOUPE	41	129	92
DOMINIC REP	61	249	175	TRINIDAD TOB	64	80	57
JAMAICA	22	57	39	ARUBA	20	154	109
COLOMBIA	3 569	15 291	10 712	NETH ANTILL	23	171	119
BRAZIL	23 612	86 505	60 166	COLOMBIA	5	56	37
URUGUAY	123	324	224	VENEZUELA	74	299	206
ARGENTINA	22	107	77	SURINAME	146	84	58
CYPRUS	75	250	173	ECUADOR	15	81	52
IRAN	522	1 232	864	PERU	36	115	82
ISRAEL	1 912	5 028	3 480	BRAZIL	323	721	500
ARAB EMIRAT	28	58	41	CHILE	283	558	394
PAKISTAN	10 291	22 128	15 413	PARAGUAY	35	144	98
INDIA	58 220	214 764	149 187	URUGUAY	19	48	34
BANGLADESH	1 377	2 043	1 403	ARGENTINA	63	316	219
SRI LANKA	4 407	5 186	3 591	CYPRUS	219	880	617
MYANMAR	399	765	531	LEBANON	175	727	504
THAILAND	45 858	94 412	65 253	IRAN	79	163	112
VIETNAM	140 149	219 099	151 716	ISRAEL	1 177	5 712	4 008
INDONESIA	92 804	212 800	147 925	JORDAN	78	187	131
MALAYSIA	5 425	8 159	5 705	SAUDI ARABIA	951	4 303	2 987
SINGAPORE	978	3 906	2 684	KUWAIT	278	1 562	1 092
PHILIPPINES	15 166	27 305	18 989	BAHRAIN	28	188	132
CHINA	320 389	436 370	302 688	QATAR	49	296	204
NORTH KOREA	237	698	499	ARAB EMIRAT	1 548	4 303	2 996
SOUTH KOREA	27 050	85 583	59 593	OMAN	170	849	592
JAPAN	431	2 310	1 623	AFGHANISTAN	6	63	44
TAIWAN	51 255	92 977	64 399	PAKISTAN	702	597	422
HONG KONG	3 338	6 060	4 203	INDIA	5 385	5 759	4 019
MACAO	15 578	31 138	21 598	BANGLADESH	42	89	64
AUSTRALIA	54	252	177	THAILAND	1 353	5 656	3 957
NEW ZEALAND	17	107	77	VIETNAM	30	132	92
EXPORTS	532 235	2 078 588	1 449 984	INDONESIA	1 663	2 996	2 095
FRANCE	37 935	153 700	106 988	MALAYSIA	116	567	396
BELGIUM LUX	21 876	117 000	81 289	SINGAPORE	610	4 017	2 805
NETHERLANDS	56 135	264 381	184 011	PHILIPPINES	95	274	189
ITALY	12 423	42 803	29 822	MONGOLIA	568	760	513
UNTD KINGDOM	26 777	116 380	81 074	SOUTH KOREA	581	2 327	1 633
IRELAND	3 113	14 415	10 066	JAPAN	4 179	26 749	18 788
DENMARK	13 781	60 056	41 852	TAIWAN	466	3 769	2 625
GREECE	1 218	4 982	3 495	HONG KONG	3 370	12 993	9 135
PORTUGAL	19 739	57 340	40 053	AUSTRALIA	934	5 922	4 152
SPAIN	4 450	13 771	9 616	AUST OCEANIA	7	85	59
SWEDEN	6 677	31 193	21 695	NEW ZEALAND	185	1 076	755
FINLAND	4 740	21 335	14 852	SHIPS SUPPL	5	73	51
AUSTRIA	73 052	293 895	204 813	UNID COUNTR	285	924	633
EU	281 916	1 191 251	829 626	871 OPTICAL INSTRUMENTS,NES			
CANARY IS	46	295	202	IMPORTS	37 276	569 377	397 789
CEUTA MEL	69	192	132	FRANCE	407	13 118	9 208
ICELAND	317	1 768	1 239	BELGIUM LUX	284	6 929	4 902
NORWAY	4 810	28 138	19 703	NETHERLANDS	454	26 579	18 491
LIECHTENST	91	302	206	ITALY	301	5 061	3 493
SWITZERLAND	32 574	167 244	116 700	UNTD KINGDOM	540	15 918	11 094
ANDORRA	40	251	175	IRELAND	3	85	60
MALTA	781	2 070	1 452	DENMARK	21	1 211	851
TURKEY	1 553	3 233	2 256	GREECE	63	5 919	4 155
ESTONIA	344	1 601	1 129	PORTUGAL	484	15 859	10 906
LATVIA	716	1 696	1 185	SPAIN	92	2 566	1 782
LITHUANIA	1 544	4 245	2 968	SWEDEN	81	5 964	4 183
POLAND	17 428	34 385	24 033	FINLAND	8	496	350
CZECH REPUB	17 400	45 433	31 750	AUSTRIA	174	9 323	6 503
SLOVAKIA	8 111	11 007	7 688				

6 IMPORTS AND EXPORTS (SPECIAL TRADE) BY GROUPS OF THE SITC-REV. III AND BY COUNTRIES OF PRODUCTION AND CONSUMPTION 1995

GROUP COUNTRY	DT = 100 KG	1 000 DM	1 000 \$	GROUP COUNTRY	DT = 100 KG	1 000 DM	1 000 \$
EU	2 912	108 828	75 978	SOUTH AFRICA	106	4 996	3 525
NORWAY	4	1 194	838	USA	6 760	200 627	140 336
LIECHTENST		108	76	CANADA	177	8 254	5 752
SWITZERLAND	1 063	44 118	30 812	MEXICO	182	5 508	3 871
TURKEY	12	406	287	COSTA RICA	1	94	64
ESTONIA	9	175	121	PANAMA	7	70	49
LITHUANIA	5	246	168	CUBA	2	151	106
POLAND	200	1 029	713	AM VIRGIN IS		65	48
CZECH REPUB	979	12 751	8 939	TRINIDAD TOB		105	74
SLOVAKIA		46	32	COLOMBIA	63	2 931	2 008
HUNGARY	27	1 980	1 337	VENEZUELA	42	1 509	1 065
ROMANIA	1	76	54	ECUADOR	8	1 270	900
BULGARIA	183	1 542	1 084	PERU	5	258	180
UKRAINE	10	63	40	BRAZIL	331	23 191	16 275
BELARUS	11	104	72	CHILE	386	4 456	3 118
RUSSIA	936	4 837	3 373	PARAGUAY		58	39
AZERBAIJAN	1	49	33	URUGUAY	1	121	87
SLOVENIA	4	280	189	ARGENTINA	98	3 115	2 181
SERB MONTNEG	2	45	31	CYPRUS	17	402	277
TUNISIA	1	56	40	LEBANON	17	626	439
EGYPT	6	45	31	SYRIA	15	982	661
SOUTH AFRICA	6	110	77	IRAN	106	4 292	2 983
USA	5 150	143 197	100 139	ISRAEL	170	12 793	8 995
CANADA	34	1 862	1 298	JORDAN	11	608	429
MEXICO	279	2 788	1 959	SAUDI ARABIA	106	7 399	5 220
COLOMBIA	5	317	212	KUWAIT	35	3 168	2 255
BRAZIL	8	265	184	BAHRAIN	4	153	108
CHILE	4	70	48	QATAR		145	101
ISRAEL	46	6 535	4 583	ARAB EMIRAT	47	2 608	1 815
SAUDI ARABIA		98	70	OMAN	7	298	206
ARAB EMIRAT	1	87	61	PAKISTAN	18	709	502
INDIA	20	294	205	INDIA	161	8 204	5 738
THAILAND	109	374	260	BANGLADESH	3	116	80
INDONESIA	1	50	35	SRI LANKA	4	270	191
MALAYSIA	25	178	123	THAILAND	101	4 685	3 312
SINGAPORE	467	13 660	9 576	VIETNAM	7	352	244
PHILIPPINES	2	109	76	INDONESIA	40	7 867	5 606
CHINA	12 181	44 570	31 060	MALAYSIA	83	5 954	4 176
SOUTH KOREA	1 113	15 450	10 790	SINGAPORE	285	8 109	5 687
JAPAN	8 120	131 542	91 939	PHILIPPINES	46	1 984	1 395
TAIWAN	1 953	11 003	7 689	CHINA	430	12 115	8 528
HONG KONG	1 329	16 182	11 297	NORTH KOREA	6	457	324
AUSTRALIA	38	2 335	1 636	SOUTH KOREA	420	25 148	17 528
UNID COUNTR	6	46	33	JAPAN	2 370	113 269	78 886
EXPORTS	31 675	1 086 552	759 264	TAIWAN	311	12 228	8 589
FRANCE	3 022	100 445	70 384	HONG KONG	170	8 045	5 636
BELGIUM LUX	864	23 759	16 627	AUSTRALIA	288	9 835	6 896
NETHERLANDS	877	29 581	20 709	NEW ZEALAND	20	807	564
ITALY	1 713	53 524	37 503	NEW CALEDON		55	39
UNTD KINGDOM	1 549	55 605	38 941	UNID COUNTR	166		116
IRELAND	64	3 235	2 273				
DENMARK	445	14 560	10 208	IMPORTS	441 792	2 814 968	1 968 570
GREECE	538	67 341	46 217	FRANCE	20 929	135 358	94 691
PORTUGAL	470	16 390	11 538	BELGIUM LUX	10 230	28 711	20 089
SPAIN	874	18 708	13 110	NETHERLANDS	10 155	236 161	165 268
SWEDEN	462	16 844	11 766	ITALY	46 478	172 225	120 599
FINLAND	173	5 993	4 141	UNTD KINGDOM	22 240	170 215	119 308
AUSTRIA	948	26 356	18 400	IRELAND	26 713	94 753	66 343
EU	11 999	432 341	301 817	DENMARK	38 063	110 074	76 973
CANARY IS	2	82	58	GREECE	43	523	354
ICELAND		57	38	PORTUGAL	3 122	9 700	6 696
NORWAY	173	8 522	5 976	SPAIN	9 905	16 672	11 649
LIECHTENST	53	647	454	SWEDEN	5 986	70 364	49 232
SWITZERLAND	4 354	80 297	56 138	FINLAND	910	11 544	8 058
ANDORRA		287	199	AUSTRIA	3 525	28 687	20 087
GIBRALTAR		64	46	EU	198 299	1 084 987	759 347
MALTA	3	208	142	ICELAND	6	133	91
TURKEY	215	4 198	2 937	NORWAY	2 032	8 132	5 690
ESTONIA	12	517	367	LIECHTENST	107	1 521	1 077
LATVIA	8	460	323	SWITZERLAND	27 860	261 310	182 533
LITHUANIA	6	328	229	MALTA	148	1 091	763
POLAND	136	6 364	4 435	TURKEY	368	764	541
CZECH REPUB	243	6 130	4 282	ESTONIA	10	360	252
SLOVAKIA	44	1 350	936	POLAND	15 155	17 321	12 129
HUNGARY	251	5 759	4 021	CZECH REPUB	24 820	41 070	28 835
ROMANIA	8	506	351	SLOVAKIA	4 874	4 554	3 203
BULGARIA	4	449	313	HUNGARY	24 949	36 863	25 763
ALBANIA	1	71	50	ROMANIA	58	140	98
UKRAINE	20	1 133	787	BULGARIA	108	146	98
BELARUS	16	885	615	UKRAINE	28	79	55
MOLDOVA		81	63	BELARUS	12 900	14 239	10 001
RUSSIA	287	9 718	6 804	RUSSIA	29	787	548
ARMENIA	1	114	81	SLOVENIA	492	4 785	3 349
KAZAKHSTAN	9	377	267	CROATIA	5 401	2 467	1 736
UZBEKISTAN	44	1 147	786	MOROCCO	5	55	38
SLOVENIA	35	1 359	942	EGYPT	102	251	176
CROATIA	17	920	649	SOUTH AFRICA	6	100	69
MACEDONIA	6	310	218	USA	39 201	645 560	451 562
MOROCCO	62	1 870	1 268	CANADA	223	4 215	2 929
ALGERIA	30	1 720	1 155	MEXICO	59	380	263
TUNISIA	13	705	489	DOMINIC REP	668	3 980	2 788
LIBYA	2	509	349	MARTINIQUE		56	40
EGYPT	85	3 144	2 195	BRAZIL	668	3 013	2 119
GUINEA	2	81	53	URUGUAY	432	1 926	1 351
IVORY COAST	1	69	49	ARGENTINA	1	72	48
GHANA	6	525	371	CYPRUS	3	595	421
BENIN	1	68	47	ISRAEL	2 218	11 783	8 259
NIGERIA	2	209	146	SAUDI ARABIA	7	357	253
ETHIOPIA	4	181	126	ARAB EMIRAT	8	185	125
KENYA	8	282	202	PAKISTAN	2 714	20 856	14 584
UGANDA	22	622	438	INDIA	416	1 240	866
TANZANIA	7	334	232	THAILAND	856	2 076	1 458
MADAGASCAR	1	69	50	INDONESIA	106	240	162
ZIMBABWE	5	75	51				

6 IMPORTS AND EXPORTS (SPECIAL TRADE) BY GROUPS OF THE SITC-REV. III AND BY COUNTRIES OF PRODUCTION AND CONSUMPTION 1995

GROUP COUNTRY	DT = 100 KG	1 000 DM	1 000 \$	GROUP COUNTRY	DT = 100 KG	1 000 DM	1 000 \$
MALAYSIA	24 681	118 310	82 552	HONDURAS	20	396	276
SINGAPORE	89	1 326	917	EL SALVADOR	12	536	373
PHILIPPINES	15	243	159	NICARAGUA	1	111	80
CHINA	26 043	44 233	30 696	COSTA RICA	597	1 918	1 350
SOUTH KOREA	858	3 538	2 449	PANAMA	41	955	674
JAPAN	16 308	442 777	309 411	CUBA	68	963	669
TAIWAN	4 581	8 706	6 082	HAITI	169	369	262
HONG KONG	3 333	8 319	5 822	BAHAMAS	1	59	42
AUSTRALIA	245	7 257	5 071	DOMINIC REP	20	397	279
NEW ZEALAND	123	2 235	1 556	GUADELOUPE	31	221	158
EXPORTS	340 093	3 849 651	2 692 469	MARTINIQUE		53	35
FRANCE	36 091	339 462	237 069	JAMAICA	22	292	204
BELGIUM LUX	13 857	96 079	67 177	BARBADOS	35	109	76
NETHERLANDS	22 485	163 926	114 620	TRINIDAD TOB	33	334	234
ITALY	15 488	259 016	180 845	NETH ANTILL	6	150	102
UNTD KINGDOM	14 038	142 382	99 816	COLOMBIA	654	11 350	7 939
IRELAND	1 046	33 610	23 607	VENEZUELA	219	3 038	2 118
DENMARK	8 446	59 073	41 255	GUYANA	31	78	56
GREECE	2 947	36 236	25 421	ECUADOR	342	2 405	1 684
PORTUGAL	8 564	39 906	27 879	PERU	478	7 026	4 937
SPAIN	17 333	149 102	104 286	BRAZIL	1 718	41 901	29 392
SWEDEN	9 706	87 816	61 378	CHILE	683	11 533	8 087
FINLAND	3 322	35 632	24 855	BOLIVIA	26	836	585
AUSTRIA	26 589	188 976	131 754	PARAGUAY	12	561	390
EU	179 912	1 631 216	1 139 962	URUGUAY	153	1 609	1 118
CANARY IS	76	1 023	713	ARGENTINA	1 417	13 020	9 134
ICELAND	125	1 574	1 107	CYPRUS	350	2 117	1 481
NORWAY	3 882	34 431	24 051	LEBANON	462	7 021	4 860
LIECHTENST	259	3 468	2 435	SYRIA	591	6 819	4 777
SWITZERLAND	18 522	163 976	114 802	IRAQ	137	609	420
ANDORRA	9	167	116	IRAN	1 994	22 357	15 536
GIBRALTAR	1	46	32	ISRAEL	1 295	19 353	13 517
MALTA	134	2 255	1 581	AUTON TERRIT	15	61	44
SAN MARINO	75	129	91	JORDAN	486	6 013	4 208
TURKEY	2 727	35 543	24 780	SAUDI ARABIA	1 911	26 414	18 387
ESTONIA	453	3 497	2 443	KUWAIT	347	4 690	3 293
LATVIA	682	3 868	2 707	BAHRAIN	77	714	494
LITHUANIA	487	3 317	2 326	QATAR	42	785	545
POLAND	5 930	58 963	41 224	ARAB EMIRAT	709	11 057	7 666
CZECH REPUB	11 976	64 968	45 329	OMAN	267	1 547	1 089
SLOVAKIA	1 578	11 556	8 079	YEMEN	40	1 040	724
HUNGARY	8 527	38 360	26 880	AFGHANISTAN	3	128	88
ROMANIA	2 097	10 479	7 294	PAKISTAN	1 483	11 078	7 727
BULGARIA	711	10 399	7 266	INDIA	1 207	40 779	28 679
ALBANIA	311	936	649	BANGLADESH	63	1 136	794
UKRAINE	785	12 993	9 074	SRI LANKA	78	1 883	1 321
BELARUS	770	8 225	5 738	NEPAL	16	203	142
MOLDOVA	12	230	163	BHUTAN	2	97	65
RUSSIA	13 308	164 367	115 125	MYANMAR	53	191	132
GEORGIA	175	490	344	THAILAND	2 058	27 133	18 999
AZERBAIJAN	414	789	550	LAOS	5	55	40
KAZAKHSTAN	286	2 382	1 679	VIETNAM	143	1 805	1 257
TURKMENISTAN	16	98	70	CAMBODIA	55	263	180
UZBEKISTAN	764	21 587	15 118	INDONESIA	749	11 428	7 977
KYRGHYZSTAN	25	59	41	MALAYSIA	2 670	28 333	19 824
SLOVENIA	1 725	15 215	10 644	BRUNEI	17	333	234
CROATIA	3 459	14 967	10 480	SINGAPORE	1 757	23 933	16 724
BOS HERZEGOV	56	762	539	PHILIPPINES	536	5 067	3 550
SERB MONTNEG	213	7 918	5 562	MONGOLIA	101	420	298
MACEDONIA	520	3 961	2 781	CHINA	621	16 720	11 631
MOROCCO	798	6 936	4 889	NORTH KOREA	27	569	401
ALGERIA	523	5 991	4 231	SOUTH KOREA	2 136	48 155	33 719
TUNISIA	1 623	11 203	7 890	JAPAN	6 848	240 793	168 406
LIBYA	3 393	12 583	8 838	TAIWAN	1 040	23 408	16 392
EGYPT	1 102	19 311	13 502	HONG KONG	1 134	30 313	21 252
SUDAN	284	714	503	MACAO		43	31
MAURITANIA	49	82	59	AUSTRALIA	1 774	39 968	27 974
BURKINA FASO	21	84	60	PAPUA NEW G	25	241	167
NIGER	2	47	32	NEW ZEALAND	242	5 696	4 012
CHAD	45	107	74	SOLOMON IS	64	60	40
SENEGAL	2	137	94	FIJI	155	200	138
SIERRA LEONE	29	82	57	FR POLYNESIA	4	146	101
LIBERIA	40	74	54	UNID COUNTR	134	1 746	1 218
IVORY COAST	642	645	456	873 METERS,COUNTERS,NES			
GHANA	393	6 790	4 801	IMPORTS	124 517	501 861	350 921
TOGO	11	93	66	FRANCE	6 492	33 842	23 682
BENIN	10	114	80	BELGIUM LUX	4 606	42 556	29 760
NIGERIA	1 421	1 864	1 305	NETHERLANDS	7 662	13 778	9 623
CAMEROON	31	163	117	ITALY	39 576	43 979	30 852
GABON	8	82	57	UNTD KINGDOM	3 196	30 011	21 048
ZAIRE	41	165	116	IRELAND	335	1 234	841
RWANDA	23	299	211	DENMARK	158	1 019	712
ANGOLA	257	741	509	GREECE	3 242	4 766	3 316
ETHIOPIA	299	1 876	1 332	PORTUGAL	356	2 494	1 750
ERITREA	43	58	42	SPAIN	7 225	20 994	14 725
KENYA	523	1 578	1 104	SWEDEN	128	3 644	2 555
UGANDA	22	204	142	FINLAND	47	505	355
TANZANIA	231	1 301	910	AUSTRIA	402	7 902	5 526
SEYCHELLES	39	155	108	EU	73 425	206 722	144 745
MOZAMBIQUE	125	3 487	2 458	ICELAND	19	222	155
MADAGASCAR	20	57	40	NORWAY	1 367	1 997	1 394
REUNION	8	231	158	SWITZERLAND	4 654	38 193	26 711
MAURITIUS	100	591	412	TURKEY	578	778	535
ZAMBIA	180	401	286	ESTONIA	3	195	139
ZIMBABWE	276	2 194	1 543	LITHUANIA	21	76	56
MALAWI	93	454	316	POLAND	1 591	4 077	2 859
SOUTH AFRICA	1 906	25 137	17 601	CZECH REPUB	1 167	2 348	1 647
NAMIBIA	367	886	623	SLOVAKIA	607	1 261	889
BOTSWANA	332	436	301	HUNGARY	1 591	4 135	2 887
USA	21 445	598 507	419 026	ROMANIA	932	1 039	725
CANADA	614	18 988	13 300	BULGARIA	261	408	288
GREENLAND		47	34	RUSSIA	3	74	53
MEXICO	921	16 352	11 420	SLOVENIA	21 774	79 651	55 689
GUATEMALA	26	569	394				

6 IMPORTS AND EXPORTS (SPECIAL TRADE) BY GROUPS OF THE SITC-REV. III AND BY COUNTRIES OF PRODUCTION AND CONSUMPTION 1995

GROUP COUNTRY	DT = 100 KG	1 000 DM	1 000 \$	GROUP COUNTRY	DT = 100 KG	1 000 DM	1 000 \$
CROATIA	8	232	168	SAUDI ARABIA	1 271	2 499	1 703
SOUTH AFRICA	34	134	94	KUWAIT	5	163	111
USA	2 652	27 379	19 117	BAHRAIN	4	118	82
CANADA	9	206	144	QATAR	29	133	93
COLOMBIA		52	36	ARAB EMIRAT	117	757	528
BRAZIL	626	1 909	1 332	OMAN	18	160	112
ISRAEL	88	850	592	YEMEN	469	285	197
INDIA	13	83	56	PAKISTAN	49	562	388
SRI LANKA	3	146	100	INDIA	113	1 627	1 131
THAILAND	96	448	314	BANGLADESH	5	78	53
INDONESIA	5	173	123	THAILAND	350	2 500	1 759
MALAYSIA	1 178	14 283	9 968	VIETNAM	186	436	308
SINGAPORE	367	3 765	2 806	INDONESIA	264	2 195	1 543
PHILIPPINES	467	4 495	3 096	MALAYSIA	614	7 203	5 053
CHINA	2 692	28 063	19 595	BRUNEI	3	71	50
SOUTH KOREA	682	2 305	1 636	SINGAPORE	791	5 135	3 601
JAPAN	2 818	34 102	23 771	PHILIPPINES	27	524	368
TAIWAN	1 030	9 046	6 314	CHINA	216	3 274	2 295
HONG KONG	596	6 039	4 218	SOUTH KOREA	2 420	17 699	12 451
AUSTRALIA	3 087	26 122	18 265	JAPAN	404	19 507	9 438
NEW ZEALAND	53	654	464	TAIWAN	131	2 679	1 877
				HONG KONG	242	2 868	2 005
EXPORTS	133 208	940 284	657 203	AUSTRALIA	945	7 728	5 399
FRANCE	10 907	98 443	68 830	NEW ZEALAND	110	721	498
BELGIUM LUX	10 099	98 409	68 655	UNID COUNTR	54	348	244
NETHERLANDS	10 208	58 806	41 076				
ITALY	7 890	52 772	36 894	874 MEASURE, CONTROL INSTRMNT			
UNITED KINGDOM	5 547	70 133	48 999	IMPORTS	473 218	6 010 089	4 197 534
IRELAND	422	2 814	1 964	FRANCE	42 340	449 760	314 208
DENMARK	3 513	15 481	10 822	BELGIUM LUX	22 986	111 919	78 065
GREECE	489	3 191	2 229	NETHERLANDS	19 510	222 552	155 300
PORTUGAL	1 656	12 281	8 574	ITALY	47 910	237 275	165 926
SPAIN	8 926	52 913	36 923	UNITED KINGDOM	23 705	435 449	304 394
SWEDEN	4 296	60 795	42 305	IRELAND	4 780	71 942	50 252
FINLAND	1 198	9 053	6 322	DENMARK	19 703	212 323	148 006
AUSTRIA	8 437	46 394	31 719	GREECE	178	4 499	3 149
EU	73 588	580 485	405 312	PORTUGAL	1 593	9 097	6 332
CANARY IS	1	65	46	SPAIN	8 278	102 951	71 556
ICELAND	363	1 635	1 145	SWEDEN	9 185	106 484	74 067
NORWAY	963	5 649	3 942	FINLAND	947	23 982	16 710
LIECHTENST		61	42	AUSTRIA	21 987	235 203	164 285
SWITZERLAND	5 646	39 386	27 581	EU	223 102	2 223 436	1 552 260
GIBRALTAR	23	99	70	CANARY IS	4	118	79
TURKEY	1 941	11 258	7 890	ICELAND	1	144	99
ESTONIA	263	1 052	741	NORWAY	1 499	40 703	28 439
LATVIA	85	415	293	LIECHTENST	83	3 035	2 138
LITHUANIA	1 362	4 986	3 500	SWITZERLAND	33 244	851 950	595 230
POLAND	2 906	17 505	12 273	MALTA	155	2 454	1 721
CZECH REPUBL	5 731	27 797	19 493	TURKEY	1 662	11 714	8 253
SLOVAKIA	2 237	12 825	8 985	ESTONIA	12	230	163
HUNGARY	4 169	12 618	8 831	LATVIA	168	988	702
ROMANIA	4 435	7 682	5 357	LITHUANIA	24	164	115
BULGARIA	377	1 366	965	POLAND	7 425	32 163	22 440
ALBANIA	145	323	220	CZECH REPUBL	30 373	74 095	51 843
UKRAINE	411	1 598	1 124	SLOVAKIA	1 666	4 260	2 975
BELARUS	587	3 015	2 103	HUNGARY	11 125	36 742	25 708
RUSSIA	594	3 620	2 530	ROMANIA	1 255	2 354	1 650
AZERBAIJAN	172	479	332	BULGARIA	2 246	4 458	3 128
KAZAKHSTAN	171	539	379	UKRAINE	37	433	301
KYRGYZSTAN	73	326	232	BELARUS	58	237	164
SLOVENIA	1 348	7 225	5 055	RUSSIA	272	4 830	3 392
CROATIA	564	2 800	1 965	ARMENIA	48	90	64
MACEDONIA	15	71	50	KAZAKHSTAN	6	44	30
MOROCCO	28	335	236	SLOVENIA	10 258	32 732	22 889
ALGERIA	42	1 039	730	CROATIA	3 737	14 062	9 827
TUNISIA	10	214	153	MACEDONIA	5	549	379
LIBYA	82	920	655	MOROCCO	3	72	50
EGYPT	200	1 549	1 080	ALGERIA		246	170
BURKINA FASO	28	67	47	TUNISIA	58	1 604	1 121
CHAD	72	254	178	EGYPT	49	507	353
SENEGAL	36	116	81	SUDAN	1	136	96
GHANA	58	312	218	NIGERIA	18	276	183
BENIN	53	132	88	MAURITIUS	21	684	480
NIGERIA	26	192	134	SOUTH AFRICA	263	5 731	4 024
CAMEROON	121	102	70	LESOTHO		132	92
ZAIRE	5	47	34	USA	65 865	1 609 403	1 123 676
RWANDA	61	157	109	CANADA	1 192	32 604	22 715
BURUNDI	106	326	226	MEXICO	610	8 600	6 039
ETHIOPIA	138	410	288	GUATEMALA		76	53
KENYA	5	102	71	COSTA RICA		255	178
UGANDA	5	91	62	JAMAICA		50	36
TANZANIA	41	109	76	NETH ANTILL		45	32
MADAGASCAR	1	78	53	COLOMBIA	3	153	101
ZIMBABWE	2	83	57	VENEZUELA	5	109	74
SOUTH AFRICA	2 219	19 914	13 934	ECUADOR	3	100	71
USA	3 748	38 841	27 193	PERU	1	324	230
CANADA	102	6 198	4 325	BRAZIL	1 257	7 361	5 146
MEXICO	167	1 546	1 082	CHILE	9	1 899	1 311
GUATEMALA	1	45	30	ARGENTINA	12	514	354
COLOMBIA	183	2 550	1 769	LEBANON	2	76	54
VENEZUELA	10	287	199	SYRIA	1	244	170
ECUADOR	2	100	69	ISRAEL	1 561	35 399	24 796
PERU	148	781	549	JORDAN		612	430
BRAZIL	1 213	17 496	12 289	SAUDI ARABIA	22	1 228	855
CHILE	272	2 121	1 488	KUWAIT	1	2 309	1 619
BOLIVIA	140	169	116	BAHRAIN	1	158	110
PARAGUAY	5	83	56	QATAR	4	119	83
URUGUAY	3	111	80	ARAB EMIRAT	35	3 336	2 339
ARGENTINA	274	2 077	1 443	PAKISTAN	6	109	73
CYPRUS	7	208	141	INDIA	841	9 336	6 560
LEBANON	11	212	143	SRI LANKA	26	1 204	839
SYRIA	8	131	87	NEPAL	1	119	79
IRAN	4 003	15 666	10 971	THAILAND	822	14 150	9 882
ISRAEL	1 245	4 014	2 799	VIETNAM	1	66	46
JORDAN	1 192	2 413	1 683				

6 IMPORTS AND EXPORTS (SPECIAL TRADE) BY GROUPS OF THE SITC-REV. III AND BY COUNTRIES OF PRODUCTION AND CONSUMPTION 1995

GROUP COUNTRY	DT = 100 KG	1 000 DM	1 000 \$	GROUP COUNTRY	DT = 100 KG	1 000 DM	1 000 \$
CAMBODIA	4	64	46	MADAGASCAR	5	371	259
INDONESIA	14	624	432	REUNION	52	509	356
MALAYSIA	4 077	38 035	26 494	MAURITIUS	20	641	447
SINGAPORE	1 913	41 406	28 946	ZAMBIA	12	406	277
PHILIPPINES	6 922	79 479	55 446	ZIMBABWE	101	2 113	1 450
CHINA	23 310	76 332	53 287	MALAWI	4	339	239
NORTH KOREA	3	64	45	SOUTH AFRICA	5 318	116 919	81 765
SOUTH KOREA	3 592	27 904	19 489	NAMIBIA	61	826	577
JAPAN	23 803	616 504	431 072	BOTSWANA	12	365	256
TAIWAN	7 064	23 429	16 402	SWAZILAND	4	161	112
HONG KONG	830	11 988	8 367	LESOTHO		104	72
AUSTRALIA	455	11 339	7 916	USA	73 233	1 327 314	928 405
NEW ZEALAND	44	952	653	CANADA	4 035	73 138	51 107
POLAR REG	1	46	33	GREENLAND	5	748	518
EXPORTS	695 843	12 029 096	8 405 537	MEXICO	4 210	76 618	53 304
FRANCE	71 829	1 221 138	853 115	BERMUDA		46	31
BELGIUM LUX	30 901	496 329	346 471	GUATEMALA	66	1 556	1 070
NETHERLANDS	38 883	566 508	395 851	HONDURAS	28	351	238
ITALY	53 341	881 993	616 431	EL SALVADOR	82	1 896	1 327
UNITED KINGDOM	48 876	905 565	632 983	NICARAGUA	14	275	188
IRELAND	1 641	27 432	19 127	COSTA RICA	81	2 556	1 792
DENMARK	11 444	184 904	129 057	PANAMA	46	1 759	1 233
GREECE	3 812	57 295	40 073	CUBA	55	2 900	2 056
PORTUGAL	4 081	83 276	58 217	HAITI	1	75	57
SPAIN	27 838	455 328	317 729	BAHAMAS	9	31	63
SWEDEN	23 219	483 994	337 563	DOMINIC REP	88	1 460	999
FINLAND	7 474	130 823	91 286	GUADELOUPE	6	209	142
AUSTRIA	33 206	514 453	359 187	DOMINICA	3	142	98
EU	356 545	6 009 038	4 197 090	MARTINIQUE	2	233	156
CANARY IS	180	2 277	1 584	JAMAICA	30	297	204
CEUTA MEL	16	252	178	BARBADOS	4	77	52
ICELAND	171	3 413	2 370	TRINIDAD TOB	82	1 199	849
SVALBARD	4	85	60	NETH ANTILL	120	895	618
NORWAY	6 173	97 553	68 205	COLOMBIA	610	15 691	10 997
LIECHTENST	355	4 553	3 190	VENEZUELA	704	14 065	9 850
SWITZERLAND	30 562	610 360	426 709	SURINAME	1	138	94
FAEROE IS	1	55	39	FRENCH GUIAN	2	49	31
ANDORRA	8	230	159	ECUADOR	347	8 847	6 256
VATICAN CITY	3	195	133	PERU	285	6 461	4 496
MALTA	303	3 379	2 362	BRAZIL	12 329	202 720	142 028
TURKEY	7 586	129 478	90 808	CHILE	1 066	20 710	14 429
ESTONIA	215	2 943	2 049	BOLIVIA	89	1 055	732
LATVIA	357	3 574	2 484	PARAGUAY	84	1 878	1 331
LITHUANIA	1 140	10 307	7 191	URUGUAY	93	1 905	1 326
POLAND	10 831	164 801	115 181	ARGENTINA	2 288	45 526	31 890
CZECH REPUBL	24 861	274 616	191 973	CYPRUS	241	3 755	2 605
SLOVAKIA	3 399	51 458	35 967	LEBANON	314	5 235	3 644
HUNGARY	14 744	113 865	79 562	SYRIA	562	11 209	7 767
ROMANIA	2 230	34 486	24 154	IRAQ	4	105	73
BULGARIA	921	21 628	15 098	IRAN	2 824	47 052	32 728
ALBANIA	56	1 043	740	ISRAEL	2 166	56 215	39 350
UKRAINE	837	15 854	11 116	AUTON TERRIT	7	58	39
BELARUS	444	10 586	7 320	JORDAN	420	9 785	6 836
MOLDOVA	10	295	203	SAUDI ARABIA	1 981	39 033	27 201
RUSSIA	9 256	168 037	117 140	KUWAIT	311	12 113	8 451
GEORGIA	186	135	90	BAHRAIN	108	4 817	3 341
ARMENIA	20	205	146	QATAR	128	3 373	2 350
AZERBAIJAN	64	566	389	ARAB EMIRAT	1 437	31 681	22 045
KAZAKHSTAN	209	8 873	6 218	OMAN	144	3 619	2 521
TURKMENISTAN	14	580	404	YEMEN	266	5 107	3 592
UZBEKISTAN	406	6 147	4 271	AFGHANISTAN	4	250	177
TADJIKISTAN	2	46	32	PAKISTAN	913	20 325	14 227
KYRGYZSTAN	7	206	143	INDIA	6 328	108 910	76 209
SLOVENIA	2 287	38 749	27 090	BANGLADESH	74	4 245	2 954
CRDATIA	1 599	20 856	14 567	MALDIVES	6	140	98
BOS HERZEGOV	17	489	337	SRI LANKA	93	4 251	2 952
SERB MONTNEG	92	2 023	1 430	NEPAL	33	784	544
MACEDONIA	201	4 729	3 287	BHUTAN		80	58
MOROCCO	643	9 677	6 721	MYANMAR	104	2 534	1 779
ALGERIA	701	16 076	11 010	THAILAND	4 085	68 668	47 996
TUNISIA	821	12 428	8 895	LAOS		361	252
LIBYA	659	15 143	10 617	VIETNAM	237	7 620	5 336
EGYPT	1 807	33 913	23 658	CAMBODIA	15	184	124
SUDAN	11	612	424	INDONESIA	2 260	52 595	36 753
MAURITANIA	6	194	134	MALAYSIA	3 497	64 032	44 844
MALI	2	108	73	BRUNEI	36	1 915	1 329
BURKINA FASO	4	169	117	SINGAPORE	4 840	117 006	82 005
NIGER	3	120	84	PHILIPPINES	932	21 051	14 801
CHAD	3	65	48	MONGOLIA	39	391	268
CAPE VERDE	2	120	82	CHINA	13 983	221 890	154 957
SENEGAL	53	1 074	763	NORTH KOREA	214	2 613	1 836
GAMBIA	2	128	88	SOUTH KOREA	22 231	405 198	283 620
GUINEA	9	314	221	JAPAN	17 962	452 346	316 039
LIBERIA	1	42	30	TAIWAN	5 909	121 467	84 972
IVORY COAST	21	2 797	1 936	HONG KONG	4 871	102 881	72 029
GHANA	97	2 686	1 866	MACAO	15	862	600
TOGO	44	237	169	AUSTRALIA	7 303	124 009	86 684
BENIN	58	524	370	PAPUA NEW G	5	122	86
NIGERIA	211	5 925	4 156	NEW ZEALAND	838	13 685	9 566
CAMEROON	39	669	461	NEW CALEDON	9	202	137
GABON	18	414	279	FIJI	3	66	45
CONGO	9	208	137	TONGA	11	177	121
ZAIRE	25	358	245	FR POLYNESIA	25	354	237
RWANDA	11	204	144	POLAR REG	10	287	194
BURUNDI	32	226	157	SHIPS SUPPL	3	68	50
ANGOLA	27	1 036	726	UNID COUNTR	411	7 727	5 374
ETHIOPIA	85	1 903	1 308	881 PHOTOGRAPH APPAR.ETC.NES			
ERITREA	7	201	142	IMPORTS	113 299	1 403 564	982 437
DJIBOUTI	1	46	33	FRANCE	1 184	11 924	8 329
KENYA	130	2 210	1 551	BELGIUM LUX	1 167	15 396	10 707
UGANDA	25	1 116	791	NETHERLANDS	3 216	31 290	21 882
TANZANIA	34	1 033	711	ITALY	4 938	35 675	24 955
SEYCHELLES	4	149	106	UNITED KINGDOM	6 281	51 969	36 050
MOZAMBIQUE	15	626	445				

6 IMPORTS AND EXPORTS (SPECIAL TRADE) BY GROUPS OF THE SITC-REV. III AND BY COUNTRIES OF PRODUCTION AND CONSUMPTION 1995

GROUP COUNTRY	DT = 100 KG	1 000 DM	1 000 \$	GROUP COUNTRY	DT = 100 KG	1 000 DM	1 000 \$
IRELAND	83	479	340	TANZANIA	5	44	30
DENMARK	3 863	33 404	23 238	SEYCHELLES	2	94	66
GREECE	100	896	624	REUNION	35	532	374
PORTUGAL	12 149	31 306	21 886	MAURITIUS	17	83	58
SPAIN	236	2 612	1 808	ZIMBABWE	16	575	410
SWEDEN	397	1 895	1 321	SOUTH AFRICA	518	6 395	4 438
FINLAND	6	177	121	USA	9 015	138 417	96 785
AUSTRIA	432	8 828	6 187	CANADA	531	8 980	6 279
EU	34 052	225 851	157 448	MEXICO	222	2 167	1 522
NORWAY	255	11 501	8 089	COSTA RICA	184	2 930	2 044
SWITZERLAND	1 378	30 229	21 179	PANAMA	22	158	110
POLAND	12	337	236	CUBA	2	286	192
CZECH REPUB	10 213	8 453	5 914	DOMINIC REP	1	168	122
SLOVAKIA	1 299	1 776	1 241	COLOMBIA	82	720	498
HUNGARY	197	512	361	VENEZUELA	49	541	380
ROMANIA	20	47	32	FRENCH GUIAN		48	34
UKRAINE	14	103	70	ECUADOR	21	566	391
BELARUS	49	189	131	PERU	28	204	136
RUSSIA	78	353	251	BRAZIL	615	3 558	2 501
SLOVENIA	1 831	4 889	3 493	CHILE	342	1 917	1 326
CROATIA	114	1 300	913	BOLIVIA	13	80	59
EGYPT	3	328	224	PARAGUAY	17	209	149
SOUTH AFRICA	5	369	256	URUGUAY	12	147	103
USA	13 414	153 069	107 037	ARGENTINA	377	3 666	2 554
CANADA	48	1 390	961	CYPRUS	43	275	193
MEXICO	183	4 495	3 179	LEBANON	124	903	628
HONDURAS	1	50	36	SYRIA	98	1 590	1 125
PANAMA	45	2 030	1 411	IRAN	165	3 584	2 532
BRAZIL	120	1 747	1 198	ISRAEL	682	19 371	13 671
ARGENTINA	4	110	73	JORDAN	33	259	183
ISRAEL	17	886	618	SAUDI ARABIA	293	2 400	1 683
INDIA	16	260	181	KUWAIT	87	821	576
THAILAND	945	12 289	8 537	BAHRAIN	12	125	87
INDONESIA	347	15 659	11 017	QATAR	18	85	61
MALAYSIA	465	13 241	9 224	ARAB EMIRAT	259	3 091	2 157
SINGAPORE	64	2 605	1 845	OMAN	20	146	99
PHILIPPINES	102	5 161	3 664	YEMEN	12	71	50
CHINA	18 332	143 166	100 220	PAKISTAN	132	1 607	1 118
SOUTH KOREA	1 641	45 280	31 748	INDIA	300	3 391	2 396
JAPAN	22 164	619 021	433 967	BANGLADESH	28	345	239
TAIWAN	3 756	58 259	40 832	SRI LANKA	26	183	124
HONG KONG	1 904	36 826	25 688	THAILAND	421	3 499	2 437
AUSTRALIA	178	1 317	908	VIETNAM	49	357	253
NEW ZEALAND	15	191	131	CAMBODIA	13	89	65
EXPORTS	129 483	1 367 629	954 498	INDONESIA	147	2 406	1 674
FRANCE	13 162	185 319	129 902	MALAYSIA	270	4 298	3 000
BELGIUM LUX	4 604	53 066	38 975	SINGAPORE	2 343	26 906	18 818
NETHERLANDS	19 389	109 911	75 301	PHILIPPINES	131	405	284
ITALY	7 131	81 404	56 844	CHINA	570	12 096	8 345
UNIT KINGDOM	10 511	124 339	86 808	NORTH KOREA	38	1 050	722
IRELAND	398	4 698	3 302	SOUTH KOREA	1 468	22 661	15 885
DENMARK	3 201	35 356	24 662	JAPAN	2 464	75 463	52 629
GREECE	1 509	14 977	10 463	TAIWAN	740	7 831	5 479
PORTUGAL	1 578	23 555	16 530	HONG KONG	1 896	27 008	18 817
SPAIN	5 272	46 539	32 481	AUSTRALIA	1 042	11 048	7 752
SWEDEN	3 085	31 938	22 315	NEW ZEALAND	127	2 316	1 627
FINLAND	1 200	15 274	10 671	UNIT COUNTR	54	495	343
AUSTRIA	5 894	64 969	45 463	882 PHOTO.CINEMATOGRPH.SUPPL			
EU	76 934	791 345	551 717	IMPORTS	1 165 391	2 579 403	1 804 130
CANARY IS	131	732	549	FRANCE	148 551	293 969	205 661
ICELAND	44	291	203	BELGIUM LUX	307 509	394 883	276 256
NORWAY	1 066	11 192	7 789	NETHERLANDS	157 509	409 102	286 422
LIECHTENST	101	212	147	ITALY	50 108	93 688	65 538
SWITZERLAND	4 984	47 204	33 058	UNIT KINGDOM	214 184	371 218	259 633
ANDORRA	55	1 885	1 328	IRELAND	4 496	9 591	6 690
MALTA	45	386	275	DENMARK	82	671	470
TURKEY	938	7 162	5 046	GREECE	67	342	240
ESTONIA	26	252	167	PORTUGAL	14	86	60
LATVIA	119	1 288	898	SPAIN	3 784	11 206	7 821
LITHUANIA	331	3 393	2 348	SWEDEN	3 792	12 244	8 511
POLAND	1 639	12 623	8 838	FINLAND	364	296	201
CZECH REPUB	10 412	20 297	14 163	AUSTRIA	695	7 532	5 251
SLOVAKIA	314	1 845	1 288	EU	891 155	1 604 828	1 122 754
HUNGARY	788	6 204	4 337	NORWAY	88	119	82
ROMANIA	270	3 204	2 203	LIECHTENST	21	111	79
BULGARIA	43	577	403	SWITZERLAND	15 725	64 942	45 324
UKRAINE	485	6 635	3 958	TURKEY	69	633	442
BELARUS	140	1 344	935	POLAND	67	364	252
MOLDOVA	3	67	47	CZECH REPUB	1 494	2 705	1 899
RUSSIA	2 679	24 459	17 046	SLOVAKIA	55	89	45
ARMENIA	5	77	55	HUNGARY	133	569	397
KAZAKHSTAN	40	498	343	ROMANIA	14	162	114
UZBEKISTAN	29	244	168	RUSSIA	1	61	38
SLOVENIA	371	4 272	2 987	SLOVENIA	88	597	419
CROATIA	284	2 563	1 803	CROATIA	67	98	68
BOS HERZEGOV	25	92	67	SOUTH AFRICA	112	729	510
SERB MONTNEG	9	99	69	USA	122 135	332 177	231 999
MACEDONIA	174	1 169	822	CANADA	1 360	5 994	4 186
MOROCCO	80	627	433	MEXICO	753	3 226	2 266
ALGERIA	52	589	408	PANAMA	14	79	56
TUNISIA	88	705	496	BRAZIL	2 035	2 951	2 057
LIBYA	52	1 254	878	CYPRUS	87	246	175
EGYPT	306	3 472	2 423	ISRAEL	65	589	413
SUDAN	8	57	40	KUWAIT	33	177	126
BURKINA FASO	5	80	56	ARAB EMIRAT	383	1 082	748
CAPE VERDE	4	58	41	INDIA	30	74	50
SENEGAL	32	176	124	THAILAND	57	655	474
IVORY COAST	7	58	40	INDONESIA	28	91	62
GHANA	13	76	54	SINGAPORE	732	4 050	2 854
NIGERIA	12	126	88	CHINA	1 886	8 066	5 645
ETHIOPIA	11	124	87	SOUTH KOREA	566	2 013	1 414
ERITREA	28	46	32	JAPAN	125 488	535 699	374 801
KENYA	13	82	55	TAIWAN	92	1 421	1 004
UGANDA	3	78	54				

6 IMPORTS AND EXPORTS (SPECIAL TRADE) BY GROUPS OF THE SITC-REV. III AND BY COUNTRIES OF PRODUCTION AND CONSUMPTION 1995

GROUP COUNTRY	DT = 100 KG	1 000 DM	1 000 \$	GROUP COUNTRY	DT = 100 KG	1 000 DM	1 000 \$
HONG KONG	389	3 742	2 615	OMAN	89	120	84
AUSTRALIA	142	801	565	YEMEN	230	614	430
EXPORTS	1 968 479	3 113 667	2 178 096	PAKISTAN	5 039	8 203	5 774
FRANCE	209 851	348 201	243 345	INDIA	8 261	10 724	7 495
BELGIUM LUX	99 941	146 986	102 991	BANGLADESH	125	265	180
NETHERLANDS	72 770	162 256	113 616	SRI LANKA	1 129	1 784	1 240
ITALY	129 289	198 153	138 603	NEPAL	472	424	290
UNTD KINGDOM	183 526	309 337	216 716	MYANMAR	63	253	177
IRELAND	8 700	15 366	10 763	THAILAND	11 054	12 496	8 718
DENMARK	38 381	98 934	69 270	VIETNAM	337	377	265
GREECE	16 620	32 267	22 520	INDONESIA	5 085	6 891	4 770
PORTUGAL	8 754	14 745	10 308	MALAYSIA	13 693	15 244	10 661
SPAIN	70 348	99 916	70 001	SINGAPORE	6 434	11 306	7 913
SWEDEN	43 380	82 765	58 042	PHILIPPINES	573	751	527
FINLAND	17 156	27 928	19 520	MONGOLIA	82	225	158
AUSTRIA	79 673	162 816	113 935	CHINA	3 045	3 354	2 354
EU	978 389	1 699 669	1 189 630	NORTH KOREA	1 425	847	596
CANARY IS	2 581	3 812	2 668	SOUTH KOREA	15 082	23 106	16 141
ICELAND	394	731	514	JAPAN	67 035	118 398	82 483
NORWAY	11 521	15 635	10 940	TAIWAN	7 856	9 491	6 650
LIECHTENST	9	52	36	HONG KONG	139 260	158 030	110 810
SWITZERLAND	43 339	92 971	65 125	AUSTRALIA	39 059	57 560	40 226
MALTA	852	1 507	1 035	NEW ZEALAND	4 339	7 534	5 286
TURKEY	25 703	35 815	25 010	NEW CALEDON	250	472	327
ESTONIA	364	562	388	FR POLYNESIA	294	382	266
LATVIA	878	1 819	1 284	SHIPS SUPPL	18	92	66
LITHUANIA	1 921	3 654	2 544	UNID COUNTR	311	632	437
POLAND	23 299	36 947	25 809	883 CINE.FILM EXPOSD.DEVELOP			
CZECH REPUB	19 702	33 383	23 351	IMPORTS	626	5 567	3 868
SLOVAKIA	2 650	5 315	3 720	FRANCE	33	440	305
HUNGARY	17 249	26 774	18 718	ITALY	115	1 057	738
ROMANIA	2 018	3 073	2 140	UNTD KINGDOM	143	652	453
BULGARIA	4 065	5 465	3 809	AUSTRIA	28	73	50
UKRAINE	923	2 302	1 606	EU	323	2 284	1 588
BELARUS	1 366	3 091	2 169	SWITZERLAND	24	472	331
MOLDOVA	68	140	97	RUSSIA	5	56	38
RUSSIA	17 015	39 632	27 728	USA	226	2 163	1 499
KAZAKHSTAN	208	443	304	CANADA	13	156	106
UZBEKISTAN	326	846	580	CHINA	12	55	38
SLOVENIA	2 320	4 429	3 119	JAPAN	7	145	100
CROATIA	2 380	3 787	2 658	EXPORTS	292	3 205	2 216
BOS HERZEGOV	328	587	412	FRANCE	10	104	73
MACEDONIA	2 951	3 195	2 256	ITALY	11	102	69
MOROCCO	3 094	4 281	2 989	UNTD KINGDOM	19	126	85
ALGERIA	2 410	5 267	3 838	DENMARK	5	164	113
TUNISIA	2 862	5 127	3 574	SPAIN	10	99	67
LIBYA	6 538	4 407	3 101	AUSTRIA	81	602	419
EGYPT	9 338	13 743	9 592	EU	139	1 252	864
SUDAN	138	198	137	NORWAY	12	171	121
MALI	92	43	31	SWITZERLAND	93	834	580
NIGER	27	47	33	POLAND	1	55	38
SENEGAL	29	56	41	RUSSIA	8	147	103
SIERRA LEONE	92	106	72	USA	9	99	67
IVORY COAST	897	1 078	757	THAILAND	1	63	44
GHANA	327	323	227	SOUTH KOREA	3	57	39
TOGO	37	63	43	JAPAN	2	62	43
BENIN	108	80	56	TAIWAN	5	58	39
NIGERIA	4 871	8 481	5 843	884 OPTICAL GOODS NES			
CAMEROON	151	116	77	IMPORTS	49 886	1 446 528	1 011 721
ZAIRE	12	67	46	FRANCE	4 407	126 022	88 039
ETHIOPIA	325	384	268	BELGIUM LUX	63	3 080	2 143
KENYA	1 575	2 044	1 426	NETHERLANDS	968	47 420	33 204
UGANDA	119	245	166	ITALY	3 458	145 612	101 925
TANZANIA	126	257	179	UNTD KINGDOM	664	22 685	15 839
MOZAMBIQUE	13	88	62	IRELAND	1 685	33 178	23 230
MADAGASCAR	96	68	46	DENMARK	218	4 980	3 460
REUNION	798	1 200	824	GREECE	133	133	92
MAURITIUS	588	639	446	PORTUGAL	759	12 958	9 048
ZIMBABWE	18	64	48	SPAIN	155	4 597	3 224
SOUTH AFRICA	24 648	37 713	26 328	SWEDEN	10	3 074	2 138
USA	276 884	369 380	258 430	FINLAND	898	898	630
CANADA	12 336	15 265	10 670	AUSTRIA	805	33 582	23 562
MEXICO	4 437	5 619	3 898	EU	13 192	438 219	306 534
GUATEMALA	251	468	328	NORWAY	2	347	246
HONDURAS	57	164	116	LIECHTENST	17	1 653	1 161
EL SALVADOR	650	1 163	814	SWITZERLAND	1 360	136 064	95 072
COSTA RICA	385	750	523	MALTA	459	46 046	32 238
PANAMA	30	55	39	TURKEY	2	68	47
CUBA	107	274	192	LITHUANIA	1	157	110
DOMINIC REP	268	630	441	POLAND	109	1 671	1 172
GUADELOUPE	13	129	92	CZECH REPUB	1 516	22 950	16 062
BARBADOS	79	158	111	SLOVAKIA	7	106	72
TRINIDAD TOB	63	171	120	HUNGARY	863	15 598	10 941
COLOMBIA	5 535	12 143	8 474	ROMANIA	148	1 766	1 231
VENEZUELA	3 084	4 932	3 425	BULGARIA	63	2 579	1 807
ECUADOR	500	1 078	752	UKRAINE	16	124	86
PERU	829	1 069	747	BELARUS	176	8 648	6 045
BRAZIL	13 464	12 758	8 955	RUSSIA	36	1 027	723
CHILE	9 336	12 621	8 811	SLOVENIA	472	5 383	3 767
BOLIVIA	254	174	120	MOROCCO	2	140	97
PARAGUAY	108	72	51	TUNISIA	6	94	67
URUGUAY	114	185	131	MAURITIUS	15	227	158
ARGENTINA	24 754	37 471	26 098	SOUTH AFRICA	5	242	165
CYPRUS	1 064	2 124	1 478	USA	2 909	160 295	111 937
LEBANON	3 339	5 245	3 650	CANADA	459	3 783	2 648
SYRIA	1 119	1 241	856	MEXICO	195	2 528	1 769
IRAN	7 282	7 647	5 363	PANAMA	11	526	360
ISRAEL	25 771	32 319	22 572	BRAZIL	229	2 095	1 466
JORDAN	1 583	2 413	1 671				
SAUDI ARABIA	7 495	8 230	5 757				
KUWAIT	2 260	2 718	1 880				
BAHRAIN	326	473	334				
QATAR	67	96	69				
ARAB EMIRAT	11 631	12 601	8 813				

6 IMPORTS AND EXPORTS (SPECIAL TRADE) BY GROUPS OF THE SITC-REV. III AND BY COUNTRIES OF PRODUCTION AND CONSUMPTION 1995

GROUP COUNTRY	DT = 100 KG	1 000 DM	1 000 \$	GROUP COUNTRY	DT = 100 KG	1 000 DM	1 000 \$
ARGENTINA		57	40	SAUDI ARABIA	59	5 780	4 060
LEBANON	3	121	86	KUWAIT	3	600	414
ISRAEL	286	5 203	3 664	BAHRAIN	1	181	125
INDIA	101	695	485	QATAR		184	127
THAILAND	3 874	37 506	26 273	ARAB EMIRAT	18	1 730	1 196
VIETNAM	188	388	286	OMAN		234	163
INDONESIA	86	20 702	14 593	PAKISTAN		220	156
MALAYSIA	985	6 797	4 748	INDIA	65	9 507	6 701
SINGAPORE	541	14 411	10 093	BANGLADESH		158	113
PHILIPPINES	80	2 737	1 931	SRI LANKA		281	197
CHINA	6 544	57 313	40 049	NEPAL	1	101	64
SOUTH KOREA	1 705	48 143	33 537	THAILAND	17	2 868	2 013
JAPAN	5 892	342 418	239 645	VIETNAM		316	220
TAIWAN	6 509	37 581	26 256	INDONESIA	139	4 086	2 842
HONG KONG	616	16 399	11 430	MALAYSIA	36	1 410	987
AUSTRALIA	185	3 342	2 328	SINGAPORE	197	12 375	8 631
NEW ZEALAND	5	142	97	PHILIPPINES		763	536
EXPORTS	26 198	1 671 861	1 168 755	CHINA	64	4 772	3 356
FRANCE	1 824	108 106	75 556	NORTH KOREA	1	85	59
BELGIUM LUX	558	44 738	31 244	SOUTH KOREA	217	17 119	11 984
NETHERLANDS	2 153	327 046	228 612	JAPAN	891	63 257	44 287
ITALY	2 726	130 625	91 384	TAIWAN	200	8 598	6 007
UNITD KINGDOM	2 340	131 763	92 119	HONG KONG	306	24 625	17 242
IRELAND	92	5 540	3 856	AUSTRALIA	696	20 048	14 030
DENMARK	607	48 846	33 937	NEW ZEALAND	20	2 622	1 825
GREECE	123	10 838	7 544	AM OCEANIA		70	48
PORTUGAL	615	20 043	14 007	SHIPS SUPPL	1	1 157	812
SPAIN	679	43 997	30 731	UNID COUNTR	3	708	498
SWEDEN	526	52 769	36 781				
FINLAND	269	16 303	11 364	885 WATCHES AND CLOCKS			
AUSTRIA	1 982	92 263	64 415	IMPORTS	136 404	1 830 959	1 280 047
EU	14 494	1 032 889	721 550	FRANCE	3 660	36 313	25 287
CANARY IS		94	64	BELGIUM LUX	2 217	10 586	7 377
ICELAND		434	298	NETHERLANDS	2 897	11 938	8 396
NORWAY	428	19 885	13 915	ITALY	4 322	31 671	22 099
LIECHTENST	33	4 544	3 168	UNITD KINGDOM	875	12 250	8 569
SWITZERLAND	1 234	105 343	73 642	IRELAND	12	139	96
ANDORRA	1	122	83	DENMARK	92	2 048	1 437
MALTA	251	10 496	7 343	PORTUGAL	642	7 014	4 894
TURKEY	192	11 948	8 332	SPAIN	126	2 965	2 063
ESTONIA	4	305	211	SWEDEN	193	1 326	921
LATVIA	4	355	246	FINLAND		209	145
LITHUANIA	11	382	262	AUSTRIA	311	7 641	5 310
POLAND	597	11 091	7 790	EU	15 350	124 189	86 614
CZECH REPUB	1 245	17 104	11 977	NORWAY	16	188	129
SLOVAKIA	165	2 295	1 612	SWITZERLAND	8 879	825 975	578 095
HUNGARY	279	9 126	6 416	MALTA	850	5 954	4 155
ROMANIA	6	600	419	TURKEY	388	201	136
BULGARIA	46	994	688	POLAND	699	2 904	2 039
UKRAINE	43	939	657	CZECH REPUB	2 782	16 649	11 666
BELARUS	197	7 311	5 138	HUNGARY	636	4 521	3 153
RUSSIA	211	10 232	7 168	ROMANIA	728	666	468
KAZAKHSTAN	5	219	150	RUSSIA	200	1 725	1 211
UZBEKISTAN	12	410	286	SLOVENIA	67	597	417
SLOVENIA	461	5 350	3 745	MOROCCO	3	156	110
CROATIA	58	2 715	1 899	MAURITIUS		108	75
SERB MONTNEG	5	95	67	USA	1 354	19 936	13 916
MACEDONIA	10	120	83	CANADA	15	235	162
MOROCCO	12	868	589	MEXICO	61	2 023	1 413
ALGERIA	3	328	228	VENEZUELA		92	65
TUNISIA	3	521	368	BRAZIL	872	1 667	1 165
LIBYA	4	720	505	ARGENTINA	245	354	248
EGYPT	7	2 074	1 454	ISRAEL	4	216	153
GHANA		72	51	BAHRAIN		77	54
NIGERIA	1	84	57	ARAB EMIRAT	4	269	188
RWANDA	2	48	34	INDIA	76	174	124
KENYA	4	223	153	THAILAND	2 612	55 643	38 644
SEYCHELLES		169	120	INDONESIA	49	128	90
MOZAMBIQUE		68	49	MALAYSIA	820	15 963	11 182
MAURITIUS		85	60	SINGAPORE	716	1 988	1 355
ZIMBABWE		111	78	PHILIPPINES	922	14 868	10 421
SOUTH AFRICA	185	9 999	7 006	CHINA	60 092	207 318	144 806
NAMIBIA	3	492	338	SOUTH KOREA	1 164	15 744	11 023
USA	2 327	163 461	114 477	JAPAN	2 277	115 770	81 141
CANADA	399	19 655	13 762	TAIWAN	17 478	33 293	23 244
MEXICO	7	1 388	972	HONG KONG	16 328	357 790	249 899
EL SALVADOR		69	48	AUSTRALIA	343	3 287	2 289
COSTA RICA		112	75	EXPORTS	76 328	1 271 359	888 332
PANAMA	8	222	153	FRANCE	7 944	129 942	90 477
CUBA		113	78	BELGIUM LUX	2 943	41 727	29 175
BAHAMAS		58	41	NETHERLANDS	4 311	54 796	38 286
DOMINIC REP		182	130	ITALY	5 335	76 791	53 657
MARTINIQUE		67	44	UNITD KINGDOM	7 409	72 435	50 479
TRINIDAD TOB		104	74	IRELAND	362	3 280	2 292
GRENADA		44	30	DENMARK	946	17 097	11 947
ARUBA		121	84	GREECE	511	10 362	7 208
NETH ANTILL	1	232	164	PORTUGAL	568	11 247	7 839
COLOMBIA	1	465	326	SPAIN	2 340	33 018	23 016
VENEZUELA		198	142	SWEDEN	1 184	14 444	10 104
SURINAME		63	43	FINLAND	742	11 660	8 138
ECUADOR		110	76	AUSTRIA	3 414	44 126	30 796
PERU		250	176	EU	38 009	520 925	363 414
BRAZIL	70	7 033	4 923	CANARY IS		47	317
CHILE	45	2 274	1 596	ICELAND	15	544	384
BOLIVIA		95	65	NORWAY	643	9 135	6 382
PARAGUAY		236	163	SWITZERLAND	5 916	193 253	135 015
URUGUAY		247	174	ANDORRA	51	681	463
ARGENTINA	5	1 361	948	GIBRALTAR		1	39
CYPRUS		601	417	MALTA	962	3 585	2 498
LEBANON	8	514	356	TURKEY	767	13 124	9 187
SYRIA		153	109	ESTONIA	25	530	367
IRAN	21	1 729	1 221	LATVIA	13	359	247
ISRAEL	147	14 597	10 206				
JORDAN		332	234				

6 IMPORTS AND EXPORTS (SPECIAL TRADE) BY GROUPS OF THE SITC-REV. III AND BY COUNTRIES OF PRODUCTION AND CONSUMPTION 1995

GROUP COUNTRY	DT = 100 KG	1 000 DM	1 000 \$	GROUP COUNTRY	DT = 100 KG	1 000 DM	1 000 \$
LITHUANIA	32	765	525	ROMANIA	116	172	124
POLAND	1 252	14 057	9 834	BULGARIA	57	193	136
CZECH REPUB.	1 602	13 054	9 144	UKRAINE	195	1 914	1 359
SLOVAKIA	164	1 214	845	RUSSIA	2 034	3 231	2 244
HUNGARY	662	5 036	3 518	SERB MONTNEG	22	57	41
ROMANIA	29	649	455	TANZANIA	151	141	100
BULGARIA	18	365	251	SOUTH AFRICA	1 738	3 102	2 167
UKRAINE	123	846	592	NAMIBIA	17	208	145
BELARUS	5	148	101	USA	12 129	56 054	39 260
RUSSIA	596	7 563	5 264	CANADA	1 113	13 689	9 418
KAZAKHSTAN	23	52	35	BRAZIL	1 416	5 584	3 934
UZBEKISTAN	7	46	33	URUGUAY	4	54	38
SLOVENIA	592	6 621	4 638	ISRAEL	24	485	343
CROATIA	263	4 836	3 398	INDIA	123	404	282
BOS HERZEGOV	6	42	30	INDONESIA	22	976	666
SERB MONTNEG	8	117	81	MALAYSIA	1	55	39
MACEDONIA	8	151	106	PHILIPPINES	75	159	112
MOROCCO	44	381	271	CHINA	2 298	3 625	2 509
ALGERIA	2	48	34	SOUTH KOREA	2 791	4 050	2 798
TUNISIA	20	551	376	JAPAN	286	1 446	1 010
LIBYA	2	103	69	TAIWAN	334	1 447	987
EGYPT	19	670	473	AUSTRALIA	23	69	49
IVORY COAST		112	78				
NIGERIA	5	139	102	EXPORTS	57 011	388 651	272 133
KENYA	3	110	74	FRANCE	9 696	43 946	30 763
ZAMBIA		46	32	BELGIUM LUX	1 694	7 411	5 185
ZIMBABWE	7	141	96	NETHERLANDS	2 876	13 806	9 634
SOUTH AFRICA	453	4 552	3 168	ITALY	2 584	11 415	8 034
USA	14 483	92 973	65 034	UNITD KINGDOM	2 800	13 667	9 565
CANADA	596	3 494	2 452	IRELAND	238	1 103	777
MEXICO	70	1 473	1 037	DENMARK	1 372	5 247	3 700
BERMUDA	4	54	39	GREECE	3 416	16 380	11 510
GUATEMALA	12	73	54	PORTUGAL	261	2 861	2 003
NICARAGUA		185	134	SPAIN	1 434	7 007	4 913
COSTA RICA	3	101	73	SWEDEN	1 366	8 461	5 942
PANAMA	13	47	32	FINLAND	1 085	3 038	2 141
DOMINIC REP	2	41	30	AUSTRIA	3 844	23 070	16 099
AM VIRGIN IS	2	207	145	EU	32 666	157 412	110 266
BARBADOS	13	334	233	CANARY IS		64	47
ARUBA	3	46	33	ICELAND	19	59	43
NETH ANTILL	7	98	66	NORWAY	828	6 071	4 243
COLOMBIA	42	356	251	LIECHTENST	327	2 632	1 847
VENEZUELA	35	407	287	SWITZERLAND	3 774	34 044	23 851
ECUADOR	4	77	53	ANDORRA	66	530	369
PERU	3	74	53	GIBRALTAR	2	85	58
BRAZIL	561	3 295	2 294	TURKEY	365	4 898	3 412
CHILE	114	837	585	ESTONIA	6	131	93
BOLIVIA	9	45	30	LATVIA	207	928	647
PARAGUAY	8	122	87	LITHUANIA	742	6 603	4 597
URUGUAY		45	31	POLAND	360	1 953	1 368
ARGENTINA	107	1 712	1 200	CZECH REPUB.	344	1 965	1 379
CYPRUS	35	886	623	SLOVAKIA	76	193	137
LEBANON	6	220	153	HUNGARY	196	1 544	1 079
SYRIA	8	120	83	ROMANIA	63	851	595
IRAN	10	164	115	BULGARIA	99	693	481
ISRAEL	317	5 364	3 744	UKRAINE	290	2 357	1 652
JORDAN	5	57	39	BELARUS	52	398	283
SAUDI ARABIA	47	3 222	2 232	MOLDOVA	18	158	109
KUWAIT	9	284	197	RUSSIA	597	4 211	2 968
BAHRAIN	1	1 637	1 145	KAZAKHSTAN	55	363	252
QATAR	4	1 876	1 328	KYRGHYZSTAN	5	76	53
ARAB EMIRAT	52	3 909	2 715	SLOVENIA	40	118	82
OMAN	3	221	154	CROATIA	76	249	171
INDIA	193	993	692	EGYPT	257	5 904	4 094
MALDIVES	1	102	71	SENEGAL	15	110	77
SRI LANKA	4	58	41	IVORY COAST		54	36
NEPAL	4	50	34	GHANA	197	173	124
THAILAND	492	12 341	8 585	NIGERIA	2	112	77
INDONESIA	237	2 075	1 454	TANZANIA		79	49
MALAYSIA	125	1 992	1 401	ZAMBIA	2	67	47
SINGAPORE	363	67 541	47 446	ZIMBABWE	4	83	58
PHILIPPINES	22	192	133	SOUTH AFRICA	75	1 063	749
CHINA	31	457	326	NAMIBIA	11	211	146
SOUTH KOREA	449	4 800	3 344	USA	8 799	112 203	78 686
JAPAN	858	44 730	31 299	CANADA	136	860	605
TAIWAN	524	5 257	3 683	MEXICO	8	288	200
HONG KONG	2 658	183 188	128 215	GUATEMALA	12	72	50
AUSTRALIA	911	8 185	5 724	TRINIDAD TOB	13	76	54
NEW ZEALAND	346	3 159	2 206	NETH ANTILL	3	235	160
SHIPS SUPPL	25	5 546	3 873	COLOMBIA	26	683	480
UNIO COUNTR	75	1 002	701	VENEZUELA	2	83	59
				PERU	5	137	96
				BRAZIL	15	231	159
				CHILE	60	741	520
				BOLIVIA	2	66	46
				PARAGUAY	4	144	102
				URUGUAY	40	460	325
				ARGENTINA	31	477	331
				CYPRUS	147	321	224
				LEBANON	38	101	70
				ISRAEL	89	2 723	1 935
				JORDAN	23	382	269
				SAUDI ARABIA	1 327	4 495	3 130
				KUWAIT	372	833	584
				BAHRAIN	2	101	69
				QATAR	4	63	43
				ARAB EMIRAT	528	2 131	1 495
				YEMEN	360	652	467
				PAKISTAN	306	574	398
				INDIA	26	139	96
				SRI LANKA	25	112	80
				MYANMAR	3	101	72
				THAILAND	144	2 002	1 397
				VIETNAM	4	181	125
				INDONESIA	299	4 123	2 881
891 ARMS AND AMMUNITION							
IMPORTS	77 434	239 643	167 534				
FRANCE	2 841	9 628	6 746				
BELGIUM LUX	11 714	15 366	10 729				
NETHERLANDS	812	2 588	1 809				
ITALY	12 516	35 031	24 527				
UNITD KINGDOM	3 592	6 904	4 817				
DENMARK	406	370	253				
GREECE		66	47				
PORTUGAL	16	175	120				
SPAIN	5 168	9 678	6 790				
SWEDEN	1 971	4 700	3 309				
FINLAND	853	2 087	1 460				
AUSTRIA	3 037	13 518	9 466				
EU	42 926	100 133	70 081				
NORWAY	102	1 512	1 084				
LIECHTENST	65	3 519	2 458				
SWITZERLAND	587	17 904	12 519				
TURKEY	1 092	1 451	1 012				
POLAND	388	1 074	754				
CZECH REPUB.	5 282	14 152	9 902				
HUNGARY	2 002	2 632	1 833				

6 IMPORTS AND EXPORTS (SPECIAL TRADE) BY GROUPS OF THE SITC-REV. III AND BY COUNTRIES OF PRODUCTION AND CONSUMPTION 1995

GROUP COUNTRY	DT = 100 KG	1 000 DM	1 000 \$	GROUP COUNTRY	DT = 100 KG	1 000 DM	1 000 \$
MALAYSIA	24	493	345	GREECE	30 354	47 764	33 351
BRUNEI	27	206	146	PORTUGAL	25 654	32 110	22 418
SINGAPORE	93	553	387	SPAIN	101 229	117 940	82 379
PHILIPPINES	4	46	31	SWEDEN	139 979	76 267	53 036
CHINA	164	1 400	989	FINLAND	21 759	27 048	18 822
SOUTH KOREA	939	3 281	2 326	AUSTRIA	843 896	919 591	641 563
JAPAN	746	6 985	4 857	EU	5 302 688	3 182 825	2 220 432
TAIWAN	37	642	453	CANARY IS	12 302	12 676	8 833
HONG KONG	16	280	194	ICELAND	1 787	2 275	1 576
MACAO		52	35	NORWAY	47 814	41 021	28 721
AUSTRALIA	164	1 284	904	LIECHTENST	555	1 143	802
PAPUA NEW G	1	88	62	SWITZERLAND	892 347	989 236	690 401
NEW ZEALAND	23	329	227	ANDORRA	163	238	166
NEW CALEDON	23	108	74	VATICAN CITY	46	169	117
FR POLYNESIA	9	43	31	MALTA	3 888	5 734	4 018
UNID COUNTR	10	187	127	SAN MARINO	21	259	184
892 PRINTED MATTER				TURKEY	48 993	35 059	24 463
IMPORTS	2 794 509	2 182 489	1 525 746	ESTONIA	805	1 335	934
FRANCE	498 415	207 191	144 988	LATVIA	5 198	4 112	2 886
BELGIUM LUX	188 997	99 897	69 908	LITHUANIA	2 889	3 965	2 760
NETHERLANDS	114 881	129 790	90 673	POLAND	317 248	145 616	101 602
ITALY	289 843	217 578	152 486	CZECH REPUB	207 294	140 460	98 060
UNITED KINGDOM	188 376	257 483	180 292	SLOVAKIA	10 125	11 755	8 191
IRELAND	8 841	25 954	18 117	HUNGARY	55 073	50 363	35 088
DENMARK	62 789	56 275	39 207	ROMANIA	22 506	34 626	24 211
GREECE	8 266	4 178	2 935	BULGARIA	4 782	7 822	5 472
PORTUGAL	3 947	2 909	2 023	ALBANIA		1 024	715
SPAIN	41 750	33 224	23 198	UKRAINE	25 922	17 855	12 438
SWEDEN	13 093	18 461	12 918	BELARUS	3 361	3 098	2 166
FINLAND	11 874	7 718	5 392	MOLDOVA	258	1 360	959
AUSTRIA	433 684	224 361	156 770	RUSSIA	97 788	63 824	44 490
EU	1 864 756	1 285 019	898 907	GEORGIA	94	299	212
ICELAND	23	82	58	ARMENIA	186	509	348
NORWAY	18 942	8 707	6 091	AZERBAIJAN	487	1 592	1 124
LIECHTENST	542	1 117	788	KAZAKHSTAN	2 314	3 716	2 594
SWITZERLAND	320 746	277 481	193 723	UZBEKISTAN	174	289	208
TURKEY	7 631	5 799	4 059	TADJIKISTAN	74	194	133
ESTONIA	67	53	37	KYRGYZSTAN	215	455	315
LITHUANIA	2 696	859	600	SLOVENIA	16 555	19 080	13 349
POLAND	34 247	11 365	7 927	CROATIA	4 468	8 322	5 831
CZECH REPUB	136 781	71 746	50 102	BOS HERZEGOV	209	1 197	846
SLOVAKIA	51 247	19 281	13 463	SERB MONTNEG	690	294	202
HUNGARY	49 730	18 986	11 875	MACEDONIA	630	1 104	767
ROMANIA	303	337	239	MOROCCO	3 016	3 442	2 410
BULGARIA	65	165	113	ALGERIA	748	1 206	837
ALBANIA	145	193	136	TUNISIA	4 435	7 824	5 483
UKRAINE	477	181	126	LIBYA	291	1 083	763
BELARUS	1 002	395	275	EGYPT	2 931	7 485	5 202
RUSSIA	13 047	9 947	6 982	SUDAN	66	173	122
SLOVENIA	34 156	19 697	13 812	MAURITANIA	121	1 675	1 180
CROATIA	11 459	16 581	11 397	MALI	21	92	60
BOS HERZEGOV	488	953	668	NIGER	370	359	253
MACEDONIA	205	358	253	CAPE VERDE	94	94	68
MOROCCO	877	362	252	SENEGAL	248	87	59
TUNISIA	41	116	80	GAMBIA	54	255	175
EGYPT	241	324	223	GUINEA	69	106	75
SOUTH AFRICA	136	278	196	LIBERIA	27	59	41
NAMIBIA	62	62	40	IVORY COAST	132	284	194
USA	118 413	261 831	182 980	GHANA	186	303	205
CANADA	10 149	10 753	7 537	Togo	414	723	505
MEXICO	238	401	278	BENIN	185	99	72
COLOMBIA	268	478	336	NIGERIA	722	2 026	1 407
FRENCH GUIAN	5	61	43	CAMEROON	213	399	284
ECUADOR	313	546	387	CENT AFR REP	93	59	41
BRAZIL	602	1 096	770	EQUAT GUINEA	15	43	30
CHILE	18	70	54	CONGO	175	303	212
ARGENTINA	29	126	87	ZAIRE	2 876	17 548	12 384
CYPRUS	45	46	32	RWANDA	388	1 929	1 264
LEBANON	291	311	221	BURUNDI	251	453	320
SYRIA	25	60	41	ANGOLA	78	67	47
IRAN	79	43	31	ETHIOPIA	258	469	325
ISRAEL	7 680	6 254	4 377	ERITREA	22	224	158
SAUDI ARABIA	342	242	165	KENYA	251	415	284
BAHRAIN	62	89	63	UGANDA	57	122	81
ARAB EMIRAT	316	309	213	TANZANIA	101	161	109
PAKISTAN	62	85	55	SEYCHELLES	41	103	74
INDIA	472	1 290	897	MADAGASCAR	129	232	161
BANGLADESH	16	73	50	MAURITIUS	343	735	508
SRI LANKA	38	68	47	ZIMBABWE	124	163	117
NEPAL	19	42	30	SOUTH AFRICA	6 037	11 249	7 866
THAILAND	1 240	1 466	1 006	NAMIBIA	231	536	366
VIETNAM	22	96	66	BOTSWANA	32	48	35
INDONESIA	312	285	195	SWAZILAND	25	230	166
MALAYSIA	1 480	1 368	937	USA	105 976	282 254	196 693
SINGAPORE	22 394	23 099	16 159	CANADA	12 172	15 769	11 011
PHILIPPINES	852	1 195	830	MEXICO	3 941	4 987	3 460
CHINA	26 586	27 207	19 019	BERMUDA	16	93	62
SOUTH KOREA	5 307	8 739	6 073	GUATEMALA	133	191	133
JAPAN	15 449	48 744	34 148	EL SALVADOR	60	100	68
TAIWAN	3 427	7 016	4 870	COSTA RICA	203	285	195
HONG KONG	26 571	28 445	19 867	PANAMA	208	293	206
AUSTRALIA	746	1 319	921	CUBA	126	122	81
NEW ZEALAND	143	301	209	HAITI	81	586	406
EXPORTS	7 397 400	5 500 486	3 837 775	BAHAMAS	59	109	75
FRANCE	1 967 333	624 524	435 534	DOMINIC REP	787	914	636
BELGIUM LUX	230 275	274 907	191 827	GUADELOUPE	62	113	81
NETHERLANDS	625 816	389 034	271 482	MARTINIQUE	36	94	60
ITALY	150 636	185 718	129 468	NETH ANTILL	110	199	139
UNITED KINGDOM	896 918	344 451	240 270	COLOMBIA	1 271	2 007	1 399
IRELAND	5 902	6 025	4 184	VENEZUELA	1 609	5 998	4 029
DENMARK	262 937	137 446	96 099	ECUADOR	831	2 356	1 676
				PERU	2 886	3 848	2 704
				BRAZIL	10 574	17 262	12 090
				CHILE	1 783	2 525	1 758
				BOLIVIA	154	142	98
				PARAGUAY	340	698	488

6 IMPORTS AND EXPORTS (SPECIAL TRADE) BY GROUPS OF THE SITC-REV, III AND BY COUNTRIES OF PRODUCTION AND CONSUMPTION 1995

GROUP COUNTRY	DT = 100 KG	1 000 DM	1 000 \$	GROUP COUNTRY	DT = 100 KG	1 000 DM	1 000 \$
URUGUAY	462	666	460	ARAB EMIRAT	656	301	212
ARGENTINA	5 422	8 172	5 666	PAKISTAN	27	56	40
CYPRUS	1 384	3 213	2 269	INDIA	10 788	4 104	2 864
LEBANON	1 197	2 436	1 672	BANGLADESH	3 065	817	570
SYRIA	1 100	810	556	SRI LANKA	2 154	1 431	999
IRAN	1 840	5 275	3 679	THAILAND	74 517	34 169	23 975
ISRAEL	8 199	10 979	7 644	VIETNAM	1 749	488	339
JORDAN	740	1 430	1 004	INDONESIA	39 165	20 857	14 680
SAUDI ARABIA	3 716	6 478	4 511	MALAYSIA	19 614	13 439	9 393
KUWAIT	3 175	2 036	1 420	SINGAPORE	18 428	18 839	13 122
BAHRAIN	313	576	401	PHILIPPINES	15 565	8 210	5 746
QATAR	174	206	143	CHINA	911 974	401 004	280 099
ARAB EMIRAT	1 759	2 306	1 597	SOUTH KOREA	44 816	24 420	17 070
OMAN	413	1 615	1 106	JAPAN	22 377	78 632	54 948
YEMEN	2 105	9 464	6 574	TAIWAN	171 878	124 046	86 657
PAKISTAN	311	943	664	HONG KONG	17 579	15 404	10 753
INDIA	2 328	14 144	9 931	AUSTRALIA	1 091	1 930	1 348
BANGLADESH	942	2 673	1 896	NEW ZEALAND	500	1 082	755
MALDIVES	307	579	404	AM OCEANIA	6	45	30
SRI LANKA	624	1 755	1 228	EXPORTS	8 249 404	7 646 244	5 343 351
NEPAL	16	54	37	FRANCE	1 192 566	1 022 410	713 874
MYANMAR	25	252	171	BELGIUM LUX	646 501	567 784	396 389
THAILAND	3 379	5 732	4 012	NETHERLANDS	1 477 838	1 045 761	730 693
VIETNAM	198	1 131	790	ITALY	310 117	342 852	239 633
INDONESIA	1 100	13 024	9 223	UNITD KINGDOM	667 683	626 468	437 444
MALAYSIA	3 394	6 115	4 250	IRELAND	54 889	58 968	41 223
BRUNEI	86	691	482	DENMARK	259 010	187 426	131 023
SINGAPORE	6 288	10 235	7 127	GREECE	59 281	54 068	37 832
PHILIPPINES	1 779	2 381	1 659	PORTUGAL	41 764	68 682	48 084
MONGOLIA	60	87	58	SPAIN	247 510	275 553	192 623
CHINA	3 439	22 821	16 032	SWEDEN	154 381	200 807	140 506
NORTH KOREA	65	165	114	FINLAND	50 175	55 675	38 881
SOUTH KOREA	4 575	20 596	14 378	AUSTRIA	580 428	564 105	394 355
JAPAN	47 917	92 749	64 673	EU	5 742 143	5 070 559	3 542 560
TAIWAN	4 422	7 948	5 555	CANARY IS	1 356	1 804	1 253
HONG KONG	9 642	16 568	11 530	ICELAND	5 042	5 579	3 906
MACAO	32	150	107	NORWAY	105 109	89 194	62 322
AUSTRALIA	9 230	16 349	11 434	LIECHTENST	5 702	11 076	7 756
PAPUA NEW G	30	68	47	SWITZERLAND	674 178	674 551	471 506
NAURU	9	44	31	FAEROE IS	632	292	202
NEW ZEALAND	1 619	3 697	2 565	ANDORRA	215	253	178
SOLOMON IS	243	326	231	MALTA	2 615	3 799	2 648
NEW CALEDON	47	137	98	SAN MARINO	69	81	55
WEST SAMOA	94	196	138	TURKEY	45 127	48 119	33 647
UNID COUNTR	3 030	3 910	2 730	ESTONIA	4 793	4 107	2 865
893 ARTICLES,NES,OF PLASTICS				LATVIA	15 571	9 483	6 643
IMPORTS	8 616 433	5 891 254	4 121 043	LITHUANIA	19 646	12 150	8 493
FRANCE	1 396 182	906 647	633 562	POLAND	324 899	228 279	159 724
BELGIUM LUX	665 684	451 023	315 513	CZECH REPUB	256 404	218 520	152 960
NETHERLANDS	1 009 133	578 857	405 075	SLOVAKIA	32 973	33 581	23 502
ITALY	1 021 941	657 533	460 563	HUNGARY	79 905	90 618	63 338
UNITD KINGDOM	337 722	271 460	189 839	ROMANIA	30 883	22 181	15 535
IRELAND	94 557	96 295	67 391	BULGARIA	10 031	7 622	5 327
DENMARK	344 462	265 220	185 392	ALBANIA	798	369	262
GREECE	20 396	24 034	16 940	UKRAINE	16 583	11 454	7 997
PORTUGAL	82 016	54 077	37 891	BELARUS	10 198	13 636	9 537
SPAIN	113 156	79 915	55 881	MOLDOVA	1 275	926	646
SWEDEN	139 179	96 254	67 432	RUSSIA	135 660	98 180	68 606
FINLAND	13 895	11 577	8 092	GEORGIA	196	186	132
AUSTRIA	319 697	272 532	190 909	AZERBAIJAN	419	287	195
EU	5 558 020	3 765 424	2 634 480	KAZAKHSTAN	4 526	3 150	2 197
CEUTA MEL	178	126	89	TURKMENISTAN	827	317	219
ICELAND	469	324	221	UZBEKISTAN	353	413	290
NORWAY	30 234	20 672	14 446	KYRGHYZSTAN	1 248	699	489
LIECHTENST	1 085	1 377	962	SLOVENIA	48 794	40 624	28 496
SWITZERLAND	436 658	494 061	345 547	CROATIA	23 470	21 639	15 178
MALTA	1 782	4 184	2 921	BOS HERZEGOV	403	224	158
TURKEY	28 714	19 931	13 972	SERB MONTNEG	244	545	379
ESTONIA	858	389	268	MACEDONIA	5 798	4 505	3 149
LATVIA	1 256	510	350	MOROCCO	11 076	7 080	4 944
LITHUANIA	1 380	532	374	ALGERIA	1 306	1 605	1 128
POLAND	283 829	116 700	81 826	TUNISIA	10 843	9 606	6 709
CZECH REPUB	361 247	156 008	109 286	LIBYA	1 175	1 665	1 167
SLOVAKIA	59 830	24 572	17 228	EGYPT	5 339	7 218	5 033
HUNGARY	76 495	51 222	35 872	SUDAN	40	93	67
ROMANIA	15 467	4 066	2 842	NIGER	32	85	56
BULGARIA	21 622	4 131	2 900	SENEGAL	1 816	929	656
UKRAINE	886	94	66	GUINEA	510	506	356
BELARUS	250	635	448	LIBERIA	125	66	45
RUSSIA	1 935	900	637	IVORY COAST	208	353	244
SLOVENIA	54 826	37 020	25 906	GHANA	701	835	582
CROATIA	30 814	11 325	7 943	BENIN	33	68	49
BOS HERZEGOV	62	183	131	NIGERIA	1 347	1 829	1 281
MACEDONIA	1 107	626	435	CAMEROON	233	242	167
TUNISIA	206	652	457	GABON	98	302	210
EGYPT	6 151	8 774	6 145	CONGO	159	207	142
CENT AFR REP	154	75	49	ZAIRE	39	59	44
SOUTH AFRICA	20 797	17 936	12 567	RWANDA	84	123	85
USA	165 357	329 224	229 901	BURUNDI	37	103	70
CANADA	8 972	7 838	5 486	ANGOLA	56	76	52
MEXICO	5 217	4 462	3 130	ETHIOPIA	866	864	609
DOMINIC REP	23	46	32	ERITREA	43	80	58
ST LUCIA	357	1 364	960	KENYA	408	739	518
COLOMBIA	33	72	51	UGANDA	52	69	46
VENEZUELA	73	219	154	TANZANIA	5 785	871	596
BRAZIL	809	1 651	1 165	SEYHELLES	42	47	30
CHILE	25	43	32	MOZAMBIQUE	8	51	35
ARGENTINA	68	59	43	MADAGASCAR	120	218	154
CYPRUS	788	373	259	REUNION	727	865	607
LEBANON	166	59	48	MAURITIUS	282	301	209
SYRIA	69	165	41	ZAMBIA	358	354	246
IRAN	598	117	117	ZIMBABWE	510	875	619
ISRAEL	81 180	53 548	37 432	MALAWI	11	80	58
				SOUTH AFRICA	19 553	32 939	23 043

6 IMPORTS AND EXPORTS (SPECIAL TRADE) BY GROUPS OF THE SITC-REV. III AND BY COUNTRIES OF PRODUCTION AND CONSUMPTION 1995

GROUP COUNTRY	DT = 100 KG	1 000 DM	1 000 \$	GROUP COUNTRY	DT = 100 KG	1 000 DM	1 000 \$
NAMIBIA	214	212	151	LITHUANIA	1 635	960	674
USA	171 986	304 477	213 000	POLAND	58 214	55 417	38 865
CANADA	19 829	33 281	23 246	CZECH REPUBL	82 570	87 598	61 368
MEXICO	16 933	28 447	19 845	SLOVAKIA	12 801	7 368	5 175
BERMUDA	16	45	32	HUNGARY	45 680	42 502	29 733
GUATEMALA	980	972	668	ROMANIA	9 296	3 992	2 795
HONDURAS	156	227	158	BULGARIA	7 119	4 773	3 333
EL SALVADOR	321	697	484	UKRAINE	510	1 131	784
NICARAGUA	61	92	62	BELARUS	4 783	948	661
COSTA RICA	269	638	445	RUSSIA	2 928	929	657
PANAMA	346	354	247	SLOVENIA	24 263	17 770	12 396
CUBA	178	703	489	CROATIA	469	418	298
HAITI	70	123	81	MACEDONIA	271	245	172
BAHAMAS	1	47	34	TUNISIA	1 881	7 656	5 315
DOMINIC REP	372	685	471	EGYPT	7	112	80
GUADELOUPE	733	268	189	KENYA	19	45	31
MARTINIQUE	676	813	561	TANZANIA	31	52	37
JAMAICA	65	175	121	MAURITIUS	830	2 546	1 786
ST LUCIA	726	523	370	SOUTH AFRICA	442	886	615
BARBADOS	154	109	72	USA	130 517	284 724	199 141
TRINIDAD TOB	156	331	225	CANADA	23 211	17 936	12 558
GRENADA	38	54	37	MEXICO	5 434	7 799	5 439
ARUBA	131	105	75	GUATEMALA	36	173	120
NETH ANTILL	1 785	1 009	719	DOMINIC REP	183	504	358
COLOMBIA	1 087	2 315	1 609	JAMAICA	21	123	86
VENEZUELA	2 116	4 011	2 813	COLOMBIA	524	831	581
SURINAME	43	70	48	ECUADOR	62	215	149
FRENCH GUIAN	117	118	84	PERU	63	173	120
ECUADOR	382	937	654	BRAZIL	398	436	308
PERU	881	1 528	1 065	CHILE	144	120	86
BRAZIL	25 818	30 188	21 087	ARGENTINA	161	189	135
CHILE	9 151	8 045	5 620	SYRIA	40	61	40
BOLIVIA	378	302	208	ISRAEL	3 494	3 612	2 533
PARAGUAY	610	599	419	KUWAIT	17	71	50
URUGUAY	651	781	553	ARAB EMIRAT	10	111	74
ARGENTINA	8 004	8 968	6 208	PAKISTAN	24 656	44 561	31 153
CYPRUS	4 174	4 639	3 228	INDIA	10 058	11 751	8 211
LEBANON	2 909	3 524	2 466	BANGLADESH	191	547	390
SYRIA	1 218	1 153	798	MALDIVES		155	110
IRAQ	139	130	89	SRI LANKA	5 865	18 891	13 230
IRAN	2 625	4 029	2 817	NEPAL	41	48	30
ISRAEL	42 693	44 162	30 896	THAILAND	97 248	128 163	89 522
JORDAN	1 325	1 745	1 219	LAOS	151	250	173
SAUDI ARABIA	17 419	20 184	14 063	VIETNAM	5 800	6 245	4 344
KUWAIT	3 923	4 022	2 804	INDONESIA	41 880	99 728	69 368
BAHRAIN	1 317	1 444	1 005	MALAYSIA	34 979	49 083	34 167
QATAR	420	534	368	SINGAPORE	2 530	8 124	5 634
ARAB EMIRAT	10 419	11 173	7 812	PHILIPPINES	13 215	26 499	18 446
OMAN	762	1 097	762	CHINA	1 289 438	1 287 654	898 893
YEMEN	588	656	467	NORTH KOREA	4	54	38
PAKISTAN	2 240	1 933	1 320	SOUTH KOREA	29 616	78 155	54 534
INDIA	5 913	6 605	4 615	JAPAN	34 366	331 764	231 324
BANGLADESH	153	259	181	TAIWAN	216 186	223 911	156 004
SRI LANKA	874	852	590	HONG KONG	30 724	71 011	49 175
NEPAL	310	120	84	MACAO	12 156	14 130	9 891
MYANMAR	18	62	41	AUSTRALIA	2 389	5 560	3 932
THAILAND	10 003	20 374	14 233	NEW ZEALAND	194	493	340
VIETNAM	1 424	1 432	994	EXPORTS	1 198 372	2 354 622	1 647 701
INDONESIA	7 408	12 906	8 954	FRANCE	163 746	258 845	180 933
MALAYSIA	11 270	15 397	10 748	BELGIUM LUX	72 868	164 995	115 546
BRUNEI	23	68	45	NETHERLANDS	105 756	180 384	125 905
SINGAPORE	26 551	28 622	19 973	ITALY	48 108	101 381	70 995
PHILIPPINES	5 810	7 760	5 421	UNITD KINGDOM	72 250	129 907	89 927
MONGOLIA	153	181	126	IRELAND	8 685	8 118	5 677
CHINA	8 531	10 447	7 305	DENMARK	20 885	42 388	29 694
NORTH KOREA	34	130	93	GREECE	7 374	21 723	15 139
SOUTH KOREA	14 023	26 447	18 495	PORTUGAL	5 448	16 868	11 811
JAPAN	33 119	77 748	54 461	SPAIN	24 502	78 795	54 940
TAIWAN	15 519	20 496	14 349	SWEDEN	13 701	29 835	20 811
HONG KONG	20 491	26 411	18 457	FINLAND	7 924	13 388	9 354
MACAO	43	92	65	AUSTRIA	137 257	284 733	199 375
AUSTRALIA	44 219	43 031	30 041	EU	688 504	1 330 360	930 107
PAPUA NEW G	20	65	42	CANARY IS	347	1 093	768
AUST OCEANIA	2 244	1 290	902	ICELAND	650	1 379	945
NEW ZEALAND	5 123	5 113	3 565	NORWAY	9 588	22 126	15 478
NEW CALEDON	103	186	130	LIECHTENST	99	211	143
FR POLYNESIA	638	361	254	SWITZERLAND	105 593	238 852	167 196
SHIPS SUPPL	3	109	72	FAEROE IS	5	46	32
UNID COUNTR	5 201	5 891	4 100	ANDORRA	238	1 715	1 206
894 BABY CARRIAGE, TOYS, GAMES				GIBALTAR	18	96	68
IMPORTS	3 100 098	4 497 269	3 142 371	MALTA	1 820	2 909	2 047
FRANCE	80 398	124 671	87 238	SAN MARINO	587	2 173	1 531
BELGIUM LUX	28 911	43 541	30 537	TURKEY	3 985	12 377	8 687
NETHERLANDS	86 442	131 760	92 399	ESTONIA	614	1 011	699
ITALY	230 860	320 563	224 782	LATVIA	1 453	2 435	1 689
UNITD KINGDOM	76 637	164 680	114 998	LITHUANIA	2 354	2 932	2 050
IRELAND	45 423	47 242	33 123	POLAND	19 679	29 500	20 666
DENMARK	69 513	221 862	154 573	CZECH REPUBL	29 465	46 307	32 461
GREECE	2 488	2 111	1 468	SLOVAKIA	2 889	4 449	3 108
PORTUGAL	4 095	9 550	6 673	HUNGARY	12 520	20 496	14 350
SPAIN	32 494	46 397	32 586	ROMANIA	2 027	3 238	2 286
SWEDEN	7 831	11 525	8 034	BULGARIA	1 275	2 632	1 835
FINLAND	7 965	12 026	8 456	UKRAINE	1 685	2 947	2 045
AUSTRIA	39 377	139 970	97 815	BELARUS	3 880	1 534	1 078
EU	712 434	1 275 898	892 682	RUSSIA	40 649	45 791	32 107
CANARY IS	29	83	58	KAZAKHSTAN	77	216	153
NORWAY	4 779	7 841	5 472	UZBEKISTAN	285	930	660
LIECHTENST	26	119	83	SLOVENIA	4 269	7 899	5 513
SWITZERLAND	86 808	189 998	133 610	CROATIA	3 686	6 799	4 741
MALTA	19 294	56 945	39 979	BOS HERZEGOV	269	428	297
TURKEY	2 779	2 681	1 876	MACEDONIA	395	498	348
ESTONIA	3 391	2 481	1 743	MOROCCO	304	268	184
LATVIA	565	1 704	1 193	ALGERIA	41	291	198
				TUNISIA	2 156	2 300	1 627

6 IMPORTS AND EXPORTS (SPECIAL TRADE) BY GROUPS OF THE SITC-REV. III AND BY COUNTRIES OF PRODUCTION AND CONSUMPTION 1995

GROUP COUNTRY	DT = 100 KG	1 000 DM	1 000 \$	GROUP COUNTRY	DT = 100 KG	1 000 DM	1 000 \$
LIBYA	82	156	112	MEXICO	392	1 408	982
EGYPT	649	1 124	777	COLOMBIA	20	72	49
SENEGAL	18	52	36	BRAZIL	356	661	459
GUIN BISSAU	67	408	291	CHILE	203	133	93
GHANA	29	42	30	ARGENTINA	31	136	98
NIGERIA	240	320	224	ISRAEL	184	1 054	733
CAMEROON	19	44	32	PAKISTAN	147	173	119
ETHIOPIA	31	77	57	INDIA	2 946	9 592	6 710
KENYA	52	110	73	THAILAND	11 882	23 907	16 705
SEYCHELLES	94	80	52	VIETNAM	29	99	71
REUNION	21	92	62	INDONESIA	6 138	6 589	4 626
MAURITIUS	55	235	162	MALAYSIA	4 388	12 309	8 615
ZIMBABWE	22	124	86	SINGAPORE	361	5 751	4 028
SOUTH AFRICA	1 122	2 859	1 991	PHILIPPINES	171	487	346
NAMIBIA	79	158	107	CHINA	44 655	34 490	24 214
USA	105 643	231 927	162 775	SOUTH KOREA	2 881	4 626	3 204
CANADA	7 636	16 017	11 216	JAPAN	36 155	200 049	140 064
MEXICO	2 725	4 732	3 284	TAIWAN	15 461	34 560	24 103
GUATEMALA	328	803	563	HONG KONG	2 299	1 859	1 302
BELIZE	40	151	109	MACAO	16	54	39
COSTA RICA	42	116	80	AUSTRALIA	95	141	97
CUBA	24	63	43				
DOMINIC REP	68	243	170	EXPORTS	422 081	1 375 215	961 136
BARBADOS	19	92	62	FRANCE	47 156	155 135	108 663
NETH ANTILL	20	135	94	BELGIUM LUX	13 955	39 517	27 614
COLOMBIA	159	355	251	NETHERLANDS	35 242	89 216	62 330
VENEZUELA	86	236	161	ITALY	20 477	92 040	64 354
FRENCH GUIAN	18	47	32	UNTD KINGDOM	35 306	95 083	66 566
ECUADOR	337	600	413	IRELAND	873	2 734	1 916
PERU	188	875	604	DENMARK	10 963	42 045	29 266
BRAZIL	3 458	5 342	3 752	GREECE	3 660	15 863	11 150
CHILE	525	1 359	954	PORTUGAL	3 607	13 452	9 398
PARAGUAY	198	513	350	SPAIN	18 212	60 406	42 266
URUGUAY	62	241	168	SWEDEN	6 829	24 895	17 339
ARGENTINA	849	2 195	1 531	FINLAND	3 957	9 324	6 502
CYPRUS	1 119	1 309	906	AUSTRIA	25 000	61 414	42 904
LEBANON	656	1 250	878	EU	225 237	701 124	490 258
SYRIA	81	102	72	CANARY IS	258	1 239	864
IRAN	23	109	75	ICELAND	325	580	401
ISRAEL	3 989	5 979	4 182	NORWAY	3 227	9 557	6 686
JORDAN	83	166	120	LIECHTENST	63	61	43
SAUDI ARABIA	3 251	3 110	2 166	SWITZERLAND	29 143	85 480	59 708
KUWAIT	860	702	486	ANDORRA	8	936	655
BAHRAIN	119	189	131	GIBRALTAR	1	51	35
QATAR	81	154	104	MALTA	369	885	624
ARAB EMIRAT	1 413	2 702	1 891	TURKEY	3 289	13 892	9 722
OMAN	62	108	74	ESTONIA	331	2 009	1 401
PAKISTAN	95	298	208	LATVIA	403	1 143	794
INDIA	227	482	337	LITHUANIA	440	1 157	805
BANGLADESH	41	104	74	POLAND	11 583	29 593	20 629
MALDIVES	44	257	180	CZECH REPUB	14 155	40 616	28 304
SRI LANKA	53	162	110	SLOVAKIA	966	2 126	1 481
THAILAND	1 124	2 086	1 454	HUNGARY	2 583	8 293	5 786
VIETNAM	280	492	337	ROMANIA	2 515	4 011	2 798
INDONESIA	885	753	529	BULGARIA	593	2 328	1 628
MALAYSIA	1 296	2 841	2 013	UKRAINE	455	1 884	1 311
BRUNEI	5 804	20 576	14 451	BELARUS	168	713	496
SINGAPORE	875	2 634	1 834	MOLDOVA	44	126	87
PHILIPPINES	2 632	3 903	2 691	RUSSIA	2 613	9 957	6 924
CHINA	19 556	33 408	23 488	KAZAKHSTAN	178	732	498
SOUTH KOREA	17 071	36 385	25 439	UZBEKISTAN	56	166	115
JAPAN	37 979	102 681	72 169	SLOVENIA	3 179	7 462	5 233
TAIWAN	20 699	38 197	26 805	CROATIA	1 316	4 152	2 888
HONG KONG	5 530	10 945	7 620	SERB MONTNEG	57	407	287
AUSTRALIA	3 564	8 042	5 614	MACEDONIA	143	764	527
NEW ZEALAND	779	2 222	1 549	MOROCCO	270	1 124	780
N MARIANAS	5	44	31	ALGERIA	52	318	218
SHIPS SUPPL	197	1 427	998	TUNISIA	731	1 854	1 300
UNID COUNTR	731	1 677	1 159	LIBYA	152	536	379
				EGYPT	1 416	3 462	2 419
895 OFFICE, STATIONERY SUPPLS				BURKINA FASO	89	214	152
IMPORTS	384 008	791 086	553 379	SENEGAL	20	85	61
FRANCE	16 632	45 552	31 886	GUINEA	34	83	56
BELGIUM LUX	3 524	7 317	5 098	LIBERIA	7	291	203
NETHERLANDS	32 581	38 888	27 139	IVORY COAST	107	393	274
ITALY	35 865	47 313	33 104	GHANA	37	512	362
UNTD KINGDOM	22 323	66 480	46 506	TOGO	32	82	53
IRELAND	22 701	5 562	3 875	BENIN	55	109	77
DENMARK	1 054	1 390	980	NIGERIA	313	1 808	1 262
PORTUGAL	1 801	2 299	1 602	CAMEROON	50	153	103
SPAIN	11 696	11 136	7 820	GABON	75	294	202
SWEDEN	13 959	6 533	4 566	ZAIRE	7	497	360
FINLAND	24	170	123	ANGOLA	21	189	127
AUSTRIA	30 524	33 506	23 398	ETHIOPIA	117	607	421
EU	170 694	266 174	186 116	ERITREA	33	55	38
NORWAY	88	274	189	SOMALIA	90	53	36
SWITZERLAND	8 874	51 579	36 160	KENYA	126	426	291
MALTA	54	45	30	UGANDA	70	227	155
TURKEY	431	676	476	MOZAMBIQUE	2	71	51
POLAND	6 329	10 161	7 086	MADAGASCAR	63	125	87
CZECH REPUB	26 868	41 395	28 954	REUNION	28	98	70
SLOVAKIA	504	159	111	MAURITIUS	105	520	356
HUNGARY	620	1 055	747	ZIMBABWE	110	320	222
ROMANIA	1 712	1 223	852	SOUTH AFRICA	4 030	10 178	7 128
BULGARIA	482	287	201	USA	34 657	112 600	78 991
UKRAINE	369	94	65	CANADA	2 346	9 779	6 847
BEARUS	21	92	61	MEXICO	1 095	5 230	3 638
RUSSIA	266	125	83	GUATEMALA	340	1 473	1 033
SLOVENIA	22 577	10 437	7 314	HONDURAS	52	287	198
CROATIA	3 173	4 862	3 414	EL SALVADOR	123	688	482
TUNISIA	892	5 309	3 713	NICARAGUA	36	178	122
EGYPT	76	106	75	COSTA RICA	204	774	543
USA	11 121	58 494	40 809	PANAMA	86	1 001	698
CANADA	52	299	204	CUBA	14	81	59
				DOMINIC REP	42	219	146

6 IMPORTS AND EXPORTS (SPECIAL TRADE) BY GROUPS OF THE SITC-REV. III AND BY COUNTRIES OF PRODUCTION AND CONSUMPTION 1995

GROUP COUNTRY	DT = 100 KG	1 000 DM	1 000 \$	GROUP COUNTRY	DT = 100 KG	1 000 DM	1 000 \$
GUADELOUPE	50	378	261	ZIMBABWE	305	481	337
MARTINIQUE	39	48	30	SOUTH AFRICA	72	432	300
TRINIDAD TOB	29	112	79	NAMIBIA	3	86	59
NEITH ANTILL	11	54	39	USA	1 997	95 550	66 927
COLOMBIA	872	5 016	3 514	CANADA	49	1 446	1 013
VENEZUELA	342	1 999	1 398	MEXICO	38	221	156
ECUADOR	525	1 591	1 106	NICARAGUA	3	47	33
PERU	1 054	3 026	2 111	PANAMA		48	33
BRAZIL	2 165	16 316	11 429	CUBA	113	745	525
CHILE	1 449	5 146	3 595	DOMINIC REP	25	184	128
BOLIVIA	203	763	539	JAMAICA	1	45	31
PARAGUAY	205	1 449	1 009	ECUADOR	3	52	38
URUGUAY	158	2 180	1 530	PERU	3	328	230
ARGENTINA	1 741	6 635	4 637	BRAZIL	67	377	261
CYPRUS	621	2 201	1 553	CHILE	39	87	59
LEBANON	588	2 069	1 468	URUGUAY	2	136	92
SYRIA	1 006	852	589	ARGENTINA	22	248	171
IRAQ	36	264	186	CYPRUS	5	351	249
IRAN	2 974	6 262	4 384	IRAN	54	846	589
ISRAEL	2 426	6 922	4 824	ISRAEL	61	3 216	2 266
AUTON TERRIT	32	193	136	INDIA	153	1 291	888
JORDAN	407	830	582	NEPAL	5	376	254
SAUDI ARABIA	3 410	9 414	6 595	THAILAND	133	638	445
KUWAIT	882	3 028	2 092	CAMBODIA	2	46	31
BAHRAIN	124	639	448	INDONESIA	79	160	111
QATAR	184	571	401	SINGAPORE	61	578	402
ARAB EMIRAT	3 435	10 275	7 210	PHILIPPINES	15	87	59
OMAN	81	355	247	CHINA	4 096	7 489	5 243
PAKISTAN	1 227	2 719	1 910	SOUTH KOREA	20	186	128
INDIA	2 406	5 300	3 708	JAPAN	205	2 921	2 017
BANGLADESH	778	1 330	945	TAIWAN	509	1 008	707
MALDIVES	1	74	49	HONG KONG	606	4 004	2 796
SRI LANKA	282	629	438	MACAO	54	150	107
NEPAL	107	316	218	AUSTRALIA	40	1 685	1 172
MYANMAR	25	56	38	PAPUA NEW G		68	48
THAILAND	4 255	12 851	8 925	NEW ZEALAND	61	572	399
VIETNAM	317	1 037	717	EXPORTS	7 585	989 061	692 911
CAMBODIA	1	95	68	FRANCE	91	6 633	4 646
INDONESIA	4 894	13 809	9 678	BELGIUM LUX	55	5 862	4 048
MALAYSIA	5 070	14 621	10 195	NETHERLANDS	110	5 366	3 757
SINGAPORE	2 063	11 479	7 969	ITALY	33	2 540	1 781
PHILIPPINES	1 293	5 130	3 576	UNITD KINGDOM	260	50 066	35 403
CHINA	1 051	3 519	2 436	DENMARK	1 445	2 982	2 011
SOUTH KOREA	2 584	14 793	10 299	GREECE	2	67	49
JAPAN	6 381	33 881	23 559	PORTUGAL	4	248	174
TAIWAN	3 864	13 177	9 223	SPAIN	18	2 724	1 907
HONG KONG	3 556	44 498	31 066	SWEDEN	2	985	682
MACAO	27	127	88	FINLAND	11	2 794	1 874
AUSTRALIA	4 384	12 596	8 778	AUSTRIA	114	10 731	7 494
NEW ZEALAND	874	2 267	1 575	EU	2 145	91 029	63 848
NEW CALEDON	82	191	130	CANARY IS		59	40
AM OCEANIA		256	179	ICELAND		88	63
FR POLYNESIA	47	200	136	NORWAY	11	1 751	1 217
SHIPS SUPPL	11	1 480	1 035	LIECHTENST	31	4 430	3 112
UNID COUNTR	412	1 080	753	SWITZERLAND	1 717	522 811	365 973
896 WORKS OF ART,ANTIQUE ETC				MALTA		180	129
IMPORTS	20 851	371 920	260 322	TURKEY	18	1 806	1 276
FRANCE	187	25 807	18 017	LATVIA	7	528	354
BELGIUM LUX	141	2 150	1 509	POLAND	847	8 950	6 349
NETHERLANDS	256	4 758	3 307	CZECH REPUB	125	3 301	2 339
ITALY	279	8 843	6 186	SLOVAKIA	9	57	39
UNITD KINGDOM	1 224	20 847	14 626	HUNGARY	565	4 067	2 849
IRELAND	8	693	489	ROMANIA	10	275	190
DENMARK	696	11 294	7 829	ALBANIA	1	311	221
GREECE	4	172	119	BELARUS		267	181
PORTUGAL	5	544	380	RUSSIA	94	3 681	2 582
SPAIN	18	1 551	1 071	GEORGIA	2	94	68
SWEDEN	54	2 673	1 860	SLOVENIA	4	1 323	942
FINLAND	2	702	483	CROATIA	20	133	94
AUSTRIA	372	16 678	11 590	MACEDONIA	7	161	110
EU	3 246	98 712	67 466	CAMEROON	1	86	60
ICELAND	2	585	415	BURUNDI		282	195
NORWAY	233	1 139	801	SOUTH AFRICA	3	596	416
LIECHTENST	5	1 563	1 103	USA	1 322	239 005	167 249
SWITZERLAND	1 580	116 920	82 075	CANADA	11	7 026	5 001
FAEROE IS	1	568	399	MEXICO	7	199	137
GIBALTAR		49	37	CUBA	8	145	101
VATICAN CITY	4	422	302	COLOMBIA		904	643
MALTA		204	144	VENEZUELA	1	3 995	2 774
TURKEY	163	876	603	BRAZIL	32	1 727	1 223
ESTONIA	7	961	673	CHILE		187	130
LATVIA	7	611	425	URUGUAY		77	50
LITHUANIA	26	670	469	ARGENTINA	1	420	296
POLAND	3 884	6 246	4 374	CYPRUS	1	134	96
CZECH REPUB	1 005	3 383	2 364	SYRIA	1	46	33
SLOVAKIA	16	176	122	ISRAEL	14	1 234	842
HUNGARY	614	3 360	2 355	QATAR	1	198	137
ROMANIA	42	151	105	ARAB EMIRAT	7	1 025	728
BULGARIA	20	359	254	NEPAL		41	30
ALBANIA	1	546	374	THAILAND	4	74	52
UKRAINE	10	78	55	INDONESIA		253	175
BELARUS	99	461	323	SINGAPORE	8	4 128	2 826
RUSSIA	770	7 587	5 323	PHILIPPINES		682	474
AZERBAIJAN	4	69	48	CHINA	3	204	141
SLOVENIA	8	312	216	SOUTH KOREA	68	8 621	5 981
CROATIA	8	190	134	JAPAN	371	53 945	38 143
MOROCCO	25	67	48	TAIWAN	2	664	464
EGYPT	23	411	285	HONG KONG	80	16 171	11 366
BURKINA FASO	5	58	40	AUSTRALIA	9	835	586
IVORY COAST	20	63	43	NEW ZEALAND	1	115	80
TOGO	17	47	33	UNID COUNTR		384	261
BURUNDI		59	41				
KENYA	9	73	51				

6 IMPORTS AND EXPORTS (SPECIAL TRADE) BY GROUPS OF THE SITC-REV. III AND BY COUNTRIES OF PRODUCTION AND CONSUMPTION 1995

GROUP COUNTRY	DT = 100 KG	1 000 DM	1 000 \$	GROUP COUNTRY	DT = 100 KG	1 000 DM	1 000 \$
897 GOLD, SILVERWARE, JEWELRY							
IMPORTS	30 900	1 310 506	914 532	BULGARIA	3	3 077	2 183
FRANCE	410	50 825	35 651	UKRAINE	18	252	174
BELGIUM LUX	71	3 008	2 101	BELARUS	25	658	463
NETHERLANDS	1 172	11 184	7 796	MOLDOVA	1	1 260	821
ITALY	1 705	411 860	287 329	RUSSIA	56	19 366	13 476
UNITED KINGDOM	877	49 127	34 380	GEORGIA		42	30
IRELAND	466	13 350	9 156	KAZAKHSTAN	1	99	70
DENMARK	31	4 154	2 898	UZBEKISTAN		65	44
GREECE	10	525	368	KYRGHYZSTAN		65	45
PORTUGAL	4	1 200	835	SLOVENIA	14	3 623	2 533
SPAIN	120	11 406	7 962	CROATIA	43	3 386	2 340
SWEDEN	1	443	306	MACEDONIA		53	33
FINLAND	6	7 383	5 137	MOROCCO	1	148	105
AUSTRIA	4 227	97 882	67 871	ALGERIA	23	370	264
EU	9 100	662 347	461 790	TUNISIA	17	467	332
NORWAY	5	6 218	4 243	EGYPT	8	14 268	9 935
SWITZERLAND	262	45 498	31 885	MALI		60	43
ANDORRA		47	34	BENIN		54	37
MALTA		145	100	KENYA	1	179	127
TURKEY	86	23 694	16 554	MADAGASCAR		52	36
POLAND	36	3 042	2 127	REUNION		186	131
CZECH REPUBLIC	655	7 499	5 253	MAURITIUS	44	5 241	3 658
HUNGARY	14	1 112	784	ZIMBABWE		2 799	1 976
BULGARIA	1	141	100	SOUTH AFRICA	42	3 433	2 414
BELARUS	2	1 321	938	NAMIBIA		161	113
RUSSIA	8	1 272	844	USA	173	58 132	40 586
SLOVENIA	2	914	646	CANADA	8	2 611	1 822
MACEDONIA		158	108	MEXICO	3	1 204	845
EGYPT	26	102	71	BERMUDA		974	689
KENYA	15	103	68	GUATEMALA	1	189	133
TANZANIA	5	220	159	EL SALVADOR		91	64
MAURITIUS	36	4 283	3 002	PANAMA		192	134
SOUTH AFRICA	70	348	243	CUBA	12	378	262
USA	1 114	59 219	41 463	HAITI	1	270	189
CANADA	11	557	392	BAHAMAS		593	417
MEXICO	116	5 215	3 655	DOMINIC REP		82	59
COSTA RICA	6	189	134	AM VIRGIN IS		157	111
DOMINIC REP		44	33	GUADALUPE		306	216
COLOMBIA	14	602	422	ANTIGUA		44	30
ECUADOR	19	155	109	MARTINIQUE		210	149
PERU	101	677	477	CAYMAN IS		661	464
BRAZIL	927	3 549	2 487	JAMAICA		128	90
CHILE	11	239	169	BARBADOS		408	286
PARAGUAY		71	47	ARUBA		431	347
URUGUAY	5	168	118	NETH ANTILL		1 737	1 220
ARGENTINA		72	50	COLOMBIA		1 693	1 195
CYPRUS		412	290	VENEZUELA		49	35
SYRIA	109	158	114	ECUADOR		397	280
IRAN	1	41	30	PERU	1	659	458
ISRAEL	37	28 080	19 684	BRAZIL	7	3 787	2 674
SAUDI ARABIA		163	117	CHILE	2	353	245
ARAB EMIRAT	6	2 409	1 666	BOLIVIA		375	265
PAKISTAN	101	426	293	PARAGUAY		205	149
INDIA	1 807	36 319	25 323	URUGUAY	1	266	185
SRI LANKA	24	3 119	2 173	ARGENTINA	1	110	79
NEPAL	65	434	301	CYPRUS		127	86
THAILAND	890	177 357	123 951	LEBANON		80	54
VIETNAM	5	62	43	IRAN	1	520	352
INDONESIA	204	8 824	6 171	ISRAEL	10	11 502	8 141
MALAYSIA	6	13 630	9 487	JORDAN	1	651	469
SINGAPORE		2 712	1 881	SAUDI ARABIA	55	5 355	3 742
PHILIPPINES	2 287	7 585	5 280	KUWAIT	3	871	605
CHINA	6 344	80 208	55 931	BAHRAIN	2	5 996	4 119
NORTH KOREA	5	81	58	QATAR	3	6 113	4 304
SOUTH KOREA	2 712	13 781	9 649	ARAB EMIRAT	25	17 412	12 137
JAPAN	129	6 317	4 431	OMAN		197	138
TAIWAN	1 958	16 754	11 679	PAKISTAN		466	334
HONG KONG	1 484	81 210	56 643	INDIA	1	2 297	1 610
AUSTRALIA		210	144	SRI LANKA		233	164
NEW ZEALAND	6	331	231	NEPAL		310	213
EXPORTS	5 634	1 144 794	801 067	THAILAND	6	7 781	5 441
FRANCE	546	59 530	41 578	INDONESIA		326	226
BELGIUM LUX	350	45 686	31 972	MALAYSIA		2 934	2 059
NETHERLANDS	637	80 556	56 263	SINGAPORE	25	9 909	6 832
ITALY	177	32 956	23 103	PHILIPPINES	1	187	130
UNITED KINGDOM	236	66 301	46 383	CHINA	4	3 046	2 139
IRELAND	85	5 505	3 834	SOUTH KOREA	26	5 116	3 554
DENMARK	106	16 046	11 250	JAPAN	407	53 296	37 350
GREECE	42	3 902	2 726	TAIWAN	42	6 406	4 469
PORTUGAL	141	4 927	3 438	HONG KONG	150	28 959	20 218
SPAIN	74	11 285	7 852	AUSTRALIA	27	8 333	5 893
SWEDEN	90	7 345	5 153	NEW ZEALAND		295	211
FINLAND	45	6 657	4 662	AM OCEANIA	2	589	418
AUSTRIA	579	127 350	89 299	FIJI		167	119
EU	3 108	468 046	327 613	FR POLYNESIA	1	625	442
CANARY IS		1 046	736	SHIPS SUPPL	1	1 237	867
ICELAND	2	858	605	UNID COUNTR	4	928	648
NORWAY	44	20 779	14 527	898 MUSICAL INSTRUMENTS, ETC.			
LIECHTENST	2	622	438	IMPORTS	1 335 624	4 431 798	3 093 466
SWITZERLAND	674	284 893	199 765	FRANCE	448 569	609 101	426 258
ANDORRA		462	331	BELGIUM LUX	57 831	160 568	111 990
MALTA		516	357	NETHERLANDS	128 911	342 703	239 053
TURKEY	62	4 594	3 177	ITALY	28 337	92 117	64 616
ESTONIA	2	223	157	UNITED KINGDOM	137 199	398 578	277 824
LATVIA	1	1 313	914	IRELAND	46 723	803 356	560 089
LITHUANIA	1	1 747	1 240	DENMARK	11 173	46 263	32 321
POLAND	93	14 976	10 461	GREECE	68	646	453
CZECH REPUBLIC	228	17 619	12 231	PORTUGAL	1 872	3 373	2 342
SLOVAKIA	4	525	373	SPAIN	7 536	20 569	14 357
HUNGARY	88	7 114	4 989	SWEDEN	2 633	14 456	10 132
ROMANIA	8	570	394	FINLAND	164	1 852	1 274
				AUSTRIA	67 457	183 520	128 002
				EU	938 473	2 677 102	1 868 711

6 IMPORTS AND EXPORTS (SPECIAL TRADE) BY GROUPS OF THE SITC-REV. III AND BY COUNTRIES OF PRODUCTION AND CONSUMPTION 1995

GROUP COUNTRY	DT = 100 KG	1 000 DM	1 000 \$	GROUP COUNTRY	DT = 100 KG	1 000 DM	1 000 \$
ICELAND	9	141	97	MOROCCO	201	782	544
NORWAY	1 270	4 389	3 059	ALGERIA	50	1 117	782
SWITZERLAND	14 190	101 043	70 508	TUNISIA	367	993	701
MALTA	7	59	41	LIBYA	20	731	521
TURKEY	8 923	15 328	10 763	EGYPT	534	1 618	1 138
ESTONIA	48	181	126	SUDAN		348	245
LATVIA	294	91	62	BURKINA FASO	4	57	41
POLAND	6 704	10 070	7 033	SENEGAL	31	76	53
CZECH REPUBL	26 624	43 101	30 143	GHANA	7	164	117
SLOVAKIA	489	860	604	NIGERIA	80	345	240
HUNGARY	126	3 633	2 531	CENT AFR REP	11	44	31
ROMANIA	227	1 237	861	RWANDA	13	88	61
BULGARIA	5 706	7 130	4 979	ETHIOPIA	41	264	186
UKRAINE	1 223	1 067	753	ERITREA		51	36
BELARUS	1 361	489	344	KENYA	22	287	194
MOLDOVA	58	81	55	TANZANIA	6	72	52
RUSSIA	20 612	26 802	18 866	SEYCHELLES	9	43	30
SLOVENIA	194	905	623	REUNION	9	108	74
CROATIA	172	657	463	MAURITIUS	69	709	499
TUNISIA	14	57	38	ZAMBIA	4	84	57
EGYPT	38	51	34	ZIMBABWE	12	66	43
SENEGAL	191	97	68	SOUTH AFRICA	3 835	14 232	10 026
GAMBIA	75	75	52	NAMIBIA	4	43	31
IVORY COAST	91	210	148	USA	139 132	332 058	232 002
GHANA	119	119	81	CANADA	16 539	25 780	18 012
CAMEROON	35	54	38	MEXICO	2 182	5 747	4 030
SOUTH AFRICA	14	2 837	1 848	GUATEMALA	119	501	350
USA	65 584	716 835	500 565	HONDURAS	1	54	40
CANADA	5 502	26 764	18 580	EL SALVADOR	15	148	102
MEXICO	4 291	16 056	11 169	COSTA RICA	155	679	474
COLOMBIA	18	57	39	PANAMA	75	391	270
PERU	28	71	52	NETH ANTILL	117	307	212
BRAZIL	2 358	2 893	1 988	COLOMBIA	707	3 240	2 265
CHILE	549	586	408	VENEZUELA	199	1 133	800
ARGENTINA	9	96	66	ECUADOR	152	2 058	1 475
CYPRUS	5	52	37	PERU	82	696	493
ISRAEL	1 835	15 486	10 806	BRAZIL	32 786	43 948	30 791
ARAB EMIRAT	14	233	161	CHILE	694	2 556	1 789
PAKISTAN	204	335	230	BOLIVIA	31	134	94
INDIA	3 518	2 960	2 063	PARAGUAY	95	365	260
SRI LANKA	46	70	48	URUGUAY	132	509	353
NEPAL	20	43	30	ARGENTINA	1 425	4 982	3 478
THAILAND	11 651	19 373	13 513	CYPRUS	232	1 132	790
VIETNAM	21	85	60	LEBANON	293	1 735	1 210
INDONESIA	7 373	10 781	7 493	SYRIA	2	403	285
MALAYSIA	7 642	14 143	9 877	IRAN	99	1 239	854
SINGAPORE	5 857	33 970	23 670	ISRAEL	2 741	9 708	6 751
PHILIPPINES	58	978	678	JORDAN	3	80	58
CHINA	22 756	44 900	31 345	SAUDI ARABIA	1 814	6 204	4 324
SOUTH KOREA	51 285	76 205	53 212	KUWAIT	5	269	187
JAPAN	75 394	437 124	305 017	BAHRAIN	33	123	84
TAIWAN	18 226	78 945	53 746	QATAR	2	59	40
HONG KONG	15 804	23 508	16 350	ARAB EMIRAT	1 153	5 430	3 799
MACAO	7 759	9 396	6 417	OMAN	20	93	66
AUSTRALIA	278	3 515	2 460	PAKISTAN	10	2 037	1 443
NEW ZEALAND	2	153	108	INDIA	635	9 130	6 419
EXPORTS	1 293 197	3 542 496	2 474 878	SRI LANKA	308	613	429
FRANCE	251 866	429 932	299 629	MYANMAR	1	260	188
BELGIUM LUX	102 224	186 680	130 969	THAILAND	4 593	78 153	54 710
NETHERLANDS	74 924	227 610	158 820	VIETNAM	8	1 071	745
ITALY	65 112	161 194	112 500	INDONESIA	1 435	2 568	1 786
UNITD KINGDOM	169 307	380 749	266 781	MALAYSIA	500	18 566	12 962
IRELAND	3 567	22 776	15 804	BRUNEI	16	118	85
DENMARK	38 478	87 825	61 338	SINGAPORE	2 323	22 149	15 462
GREECE	3 958	20 036	14 025	PHILIPPINES	11	257	182
PORTUGAL	3 990	16 421	11 483	MONGOLIA	30	433	306
SPAIN	41 066	102 847	71 779	CHINA	298	10 370	7 255
SWEDEN	14 393	52 092	36 270	NORTH KOREA	121	833	575
FINLAND	4 613	20 312	14 195	SOUTH KOREA	3 393	32 506	22 773
AUSTRIA	98 820	326 810	227 982	JAPAN	29 460	157 841	110 637
EU	872 318	2 035 284	1 421 575	TAIWAN	3 819	16 931	11 824
CANARY IS	27	305	218	HONG KONG	10 290	29 515	20 645
CEUTA MEL	40	46	32	MACAO	5	169	118
ICELAND	391	1 726	1 201	AUSTRALIA	12 956	34 456	24 041
NORWAY	6 400	25 498	17 742	NEW ZEALAND	1 128	4 059	2 844
LIECHTENST	40	478	338	FR POLYNESIA	8	107	75
SWITZERLAND	50 298	313 673	218 969	UNID COUNTR	405	2 285	1 587
FAEROE IS	17	151	106	899 MISC MANUFCTRD GOODS NES			
ANDORRA	50	531	366	IMPORTS	1 921 265	2 707 608	1 892 225
GIBALTAR	2	48	36	FRANCE	40 399	132 936	93 134
MALTA	225	1 937	1 343	BELGIUM LUX	26 017	48 195	33 645
TURKEY	20 911	40 182	28 115	NETHERLANDS	272 815	292 896	204 652
ESTONIA	330	1 385	953	ITALY	101 844	152 670	107 037
LATVIA	1 411	1 805	1 255	UNITD KINGDOM	80 332	119 494	83 490
LITHUANIA	1 569	4 064	2 833	IRELAND	22 025	71 895	50 378
POLAND	13 060	44 951	31 376	DENMARK	18 407	53 859	37 878
CZECH REPUBL	20 000	63 379	44 183	GREECE	1 235	3 809	2 664
SLOVAKIA	1 677	7 294	5 031	PORTUGAL	82 284	34 847	24 329
HUNGARY	6 956	28 996	20 153	SPAIN	5 812	17 327	12 135
ROMANIA	2 025	4 814	3 367	SWEDEN	5 339	22 780	15 908
BULGARIA	594	3 661	2 554	FINLAND	794	3 792	2 664
ALBANIA	15	121	82	AUSTRIA	15 494	45 940	32 182
UKRAINE	1 125	4 950	3 456	EU	672 797	1 000 440	700 096
BELARUS	434	2 249	1 572	ICELAND	365	1 297	905
MOLDOVA	11	119	83	NORWAY	7 646	7 631	5 317
RUSSIA	11 415	37 979	26 594	LIECHTENST	89	6 172	4 346
GEORGIA	5	67	48	SWITZERLAND	44 696	334 618	234 007
AZERBAIJAN	54	97	68	MALTA	288	142	102
KAZAKHSTAN	115	1 110	776	TURKEY	9 789	10 725	7 497
UZBEKISTAN	6	304	212	ESTONIA	1 088	1 854	1 297
SLOVENIA	1 630	8 287	5 776	LATVIA	249	69	51
CROATIA	1 593	6 754	4 714	LITHUANIA	441	528	368
BOS HERZEGOV	62	129	92	POLAND	139 962	48 269	33 813
MACEDONIA	149	796	546				

6 IMPORTS AND EXPORTS (SPECIAL TRADE) BY GROUPS OF THE SITC-REV. III AND BY COUNTRIES OF PRODUCTION AND CONSUMPTION 1995

GROUP COUNTRY	DT = 100 KG	1 000 DM	1 000 \$	GROUP COUNTRY	DT = 100 KG	1 000 DM	1 000 \$
CZECH REPUBL	70 630	43 867	30 737	AZERBAIJAN	90	1 497	1 069
SLOVAKIA	14 135	3 687	2 593	KAZAKHSTAN	174	845	590
HUNGARY	58 313	14 297	10 017	TURKMENISTAN	10	86	61
ROMANIA	23 297	8 661	6 077	UZBEKISTAN	282	3 695	2 442
BULGARIA	986	550	385	SLOVENIA	4 020	26 568	18 607
ALBANIA	32	270	193	CROATIA	3 048	19 858	13 892
UKRAINE	8 094	1 442	999	BOS HERZEGOV	75	783	545
MOLDOVA	169	70	49	SERB MONTNEG	483	4 748	3 339
RUSSIA	7 190	1 894	1 315	MACEDONIA	984	7 766	5 427
SLOVENIA	6 595	5 382	3 748	MOROCCO	2 039	14 143	9 898
CROATIA	16 729	13 196	9 194	ALGERIA	159	303	212
BOS HERZEGOV	530	300	208	TUNISIA	3 258	19 522	13 633
SERB MONTNEG		172	117	LIBYA	90	147	99
MACEDONIA	609	198	138	EGYPT	652	3 999	2 787
MOROCCO	119	137	95	SUDAN	81	763	526
TUNISIA	66	340	239	GUINEA	55	68	50
BURKINA FASO	164	249	176	LIBERIA	4	74	52
SENEGAL	10	90	63	IVORY COAST	57	266	183
GHANA	734	687	461	GHANA	40	152	110
NIGERIA	72	260	183	NIGERIA	309	1 082	767
KENYA	471	428	298	BURUNDI	11	68	48
SEYCHELLES	7	49	33	ANGOLA	3	231	154
MADAGASCAR	122	114	81	ETHIOPIA	71	431	306
MAURITIUS	56	380	262	KENYA	39	122	85
ZIMBABWE	13	80	54	UGANDA	6	62	45
SOUTH AFRICA	1 655	2 312	1 619	REUNION	362	371	265
NAMIBIA	31	157	109	MAURITIUS	43	486	335
SWAZILAND	136	138	96	ZIMBABWE	88	272	190
LESOTHO	1 275	854	599	SOUTH AFRICA	2 915	16 594	11 604
USA	16 006	314 840	219 929	NAMIBIA	14	51	33
CANADA	645	20 743	14 526	LESOTHO	1 217	440	306
MEXICO	4 186	4 693	3 290	USA	38 007	168 958	118 173
EL SALVADOR	11	47	33	CANADA	5 940	15 532	10 868
CUBA	304	104	73	MEXICO	592	5 732	4 017
HAITI	167	215	152	GUATEMALA	307	572	398
BAHAMAS	3	702	483	HONDURAS	14	63	41
TRINIDAD TOB	71	61	43	EL SALVADOR	91	221	152
COLOMBIA	315	282	196	COSTA RICA	125	454	317
ECUADOR	1 064	2 043	1 428	PANAMA	56	212	146
BRAZIL	2 736	3 345	2 337	CUBA	18	1 709	1 206
CHILE	6	107	74	DOMINIC REP	36	136	95
ARGENTINA	100	175	122	GUADELOUPE	114	114	79
ISRAEL	4 711	2 201	1 539	MARTINIQUE	235	254	179
PAKISTAN	38	65	44	TRINIDAD TOB	29	69	50
INDIA	10 073	10 536	7 369	ARUBA	33	67	45
BANGLADESH	406	334	229	NETH ANTILL	78	133	94
SRI LANKA	8 168	4 702	3 294	COLOMBIA	522	3 823	2 659
NEPAL	15	110	75	VENEZUELA	594	2 171	1 523
MYANMAR	54	116	81	ECUADOR	211	624	434
THAILAND	15 901	28 208	19 687	PERU	328	1 319	920
VIETNAM	7 546	3 016	2 111	BRAZIL	1 789	21 270	14 905
INDONESIA	13 518	13 339	9 303	CHILE	744	3 582	2 502
MALAYSIA	161	617	422	BOLIVIA	54	304	211
SINGAPORE	286	27 623	19 312	PARAGUAY	262	640	441
PHILIPPINES	12 989	19 255	13 412	URUGUAY	68	597	416
CHINA	652 966	557 025	388 191	ARGENTINA	626	10 804	7 515
SOUTH KOREA	11 390	47 471	33 174	CYPRUS	747	1 518	1 049
JAPAN	17 052	49 342	34 520	LEBANON	1 048	2 256	1 564
TAIWAN	28 959	44 879	31 304	SYRIA	573	1 274	885
HONG KONG	16 321	22 722	15 858	IRAN	423	5 135	3 586
MACAO	4 559	3 134	2 200	ISRAEL	4 363	12 594	8 762
AUSTRALIA	491	12 836	8 961	JORDAN	544	1 396	981
NEW ZEALAND	3	287	202	SAUDI ARABIA	6 438	24 537	17 225
EXPORTS	892 427	2 351 078	1 642 747	KUWAIT	726	3 262	2 287
FRANCE	73 288	189 347	132 224	BAHRAIN	275	803	551
BELGIUM LUX	63 959	83 870	58 573	QATAR	180	948	641
NETHERLANDS	131 479	184 724	128 898	ARAB EMIRAT	2 531	5 702	3 964
ITALY	37 161	112 119	78 316	OMAN	86	286	199
UNTD KINGDOM	53 845	135 466	94 614	YEMEN	65	1 010	712
IRELAND	3 478	35 060	24 487	AFGHANISTAN	70	79	56
DENMARK	73 860	71 551	49 928	PAKISTAN	185	861	608
GREECE	9 479	32 705	22 810	INDIA	733	4 736	3 304
PORTUGAL	16 797	38 193	26 739	BANGLADESH	31	255	176
SPAIN	14 009	59 691	41 688	SRI LANKA	295	1 827	1 265
SWEDEN	19 134	48 874	33 992	MYANMAR	12	76	52
FINLAND	14 406	22 487	15 662	THAILAND	745	6 276	4 376
AUSTRIA	73 004	202 386	141 375	VIETNAM	538	3 724	2 620
EU	583 899	1 216 473	849 306	INDONESIA	429	2 607	1 827
CANARY IS	371	2 011	1 416	MALAYSIA	1 208	3 419	2 398
CEUTA MEL	143	142	99	BRUNEI	34	363	256
ICELAND	1 710	1 595	1 125	SINGAPORE	3 708	13 823	9 657
NORWAY	19 737	23 068	16 064	PHILIPPINES	656	2 698	1 893
LIECHTENST	654	1 867	1 316	CHINA	4 441	9 154	6 417
SWITZERLAND	79 536	145 941	102 059	NORTH KOREA	6	73	49
ANDORRA	44	221	157	SOUTH KOREA	1 728	16 107	11 265
MALTA	513	2 051	1 418	JAPAN	4 589	56 406	39 512
SAN MARINO	19	82	57	TAIWAN	853	7 451	5 210
TURKEY	7 053	39 765	27 848	HONG KONG	6 693	27 372	19 143
ESTONIA	647	2 709	1 877	AUSTRALIA	2 460	15 022	10 506
LATVIA	984	3 656	2 546	NEW ZEALAND	235	1 056	736
LITHUANIA	1 232	6 283	4 378	NEW CALEDON	13	86	60
POLAND	27 626	104 241	73 066	FR POLYNESIA	11	125	85
CZECH REPUBL	25 139	72 178	50 423	SHIPS SUPPL	1	752	529
SLOVAKIA	2 676	13 293	9 304	UNID COUNTR	750	2 179	1 499
HUNGARY	6 947	34 628	24 166	931 SPEC. TRANSACT. NOT CLASSD			
ROMANIA	4 277	34 032	23 848	IMPORTS	4 480 912	35 888 589	25 066 370
BULGARIA	1 232	9 715	6 791	EXPORTS	5 480 186	25 379 373	17 705 623
ALBANIA	57	723	511				
UKRAINE	1 538	9 857	6 908				
BELARUS	388	2 270	1 581				
MOLDOVA	97	644	456				
RUSSIA	5 521	20 396	14 277				
GEORGIA	52	373	260				
ARMENIA	7	61	44				

6 IMPORTS AND EXPORTS (SPECIAL TRADE) BY GROUPS OF THE SITC-REV. III AND BY COUNTRIES OF PRODUCTION AND CONSUMPTION 1995

GROUP COUNTRY	DT = 100 KG	1 000 DM	1 000 \$	GROUP COUNTRY	DT = 100 KG	1 000 DM	1 000 \$
941 COMPL IND PLANT CHAPT 99							
EXPORTS	343 334	684 476	479 107	RUSSIA	45	2 319	1 618
FRANCE	130	343	235	GEORGIA	10	1 133	795
BELGIUM LUX	7 048	12 501	8 861	EGYPT	1	122	84
NETHERLANDS	506	1 947	1 355	DJIBOUTI	2	84	56
ITALY	423	374	257	SOUTH AFRICA	7	364	255
UNITD KINGDOM	377	2 754	1 936	USA	145	10 755	7 520
GREECE	136	732	529	CANADA	98	5 058	3 478
PORTUGAL	453	3 858	2 803	MEXICO	4	284	197
FINLAND	91	2 000	1 327	PANAMA	5	185	126
AUSTRIA	2 240	2 649	1 854	CUBA	33	2 025	1 406
EU	11 407	27 195	18 983	ISRAEL		96	67
SWITZERLAND	341	764	539	SINGAPORE	25	1 398	973
TURKEY	1 998	16 513	11 724	CHINA	60	4 120	2 882
ESTONIA	97	82	58	NORTH KOREA	9	652	455
LATVIA	1 383	623	428	SOUTH KOREA	4	259	186
LITHUANIA	360	1 015	722	TAIWAN	8	102	72
POLAND	11 062	65 058	44 994	AUSTRALIA	95	7 938	5 508
CZECH REPUBL	10 680	9 638	6 728	NEW ZEALAND	2	57	39
SLOVAKIA	805	713	503	TONGA	2	78	55
HUNGARY	1 372	745	521	WEST SAMOA	2	69	49
ROMANIA	1 072	5 216	3 641	EXPORTS	193	11 752	7 974
BULGARIA	30	152	106	FRANCE	2	67	45
UKRAINE	6 173	9 365	6 466	BELGIUM LUX	1	87	58
BELARUS	2 479	7 626	5 242	NETHERLANDS	8	129	89
RUSSIA	42 569	42 152	29 387	UNITD KINGDOM	16	6 772	4 512
GEORGIA	610	1 275	884	AUSTRIA	28	7 268	4 849
KAZAKHSTAN	311	521	362	EU	16	169	119
TURKMENISTAN	2 249	4 216	2 980	LIECHTENST	39	2 125	1 481
UZBEKISTAN	1 462	1 384	984	SWITZERLAND	52	145	103
SLOVENIA	3 145	3 913	2 794	CZECH REPUBL	2	77	54
BOS HERZEGOV	51	812	555	RUSSIA	30	596	416
ALGERIA	586	907	637	USA		66	46
TUNISIA	35	90	62	COSTA RICA	2	91	64
LIBYA	10 503	13 151	9 162	ISRAEL	2	73	49
EGYPT	1 244	5 155	3 629	SINGAPORE	1	1 032	713
GHANA	2 835	2 713	1 887				
NIGERIA	19 185	16 914	11 824	971 GOLD, NONMONTY EXCL ORES			
CENT AFR REP	61	324	233	IMPORTS	2 205	1 967 451	1 377 015
ETHIOPIA	1 047	1 806	1 252	FRANCE	10	9 583	6 653
KENYA	357	644	458	BELGIUM LUX	258	40 719	28 398
SOUTH AFRICA	1 448	1 662	1 190	NETHERLANDS	556	157 261	110 479
NAMIBIA	290	173	122	ITALY	1	4 710	3 321
USA	78	6 314	4 342	UNITD KINGDOM	103	180 607	128 251
MEXICO	967	2 356	1 643	DENMARK	4	8 591	6 095
TRINIDAD TOB	9 922	3 182	2 189	SPAIN	12	1 785	1 252
VENEZUELA	143	760	536	SWEDEN	96	58 898	41 338
FRENCH GUIAN	8	74	52	FINLAND	8	14 646	10 169
PERU	16	107	78	AUSTRIA	4	7 122	5 000
BRAZIL	1 481	2 442	1 679	EU	1 052	483 936	340 965
CHILE	40 533	25 731	18 313	NORWAY	8	10 403	7 274
ARGENTINA	311	791	791	SWITZERLAND	215	311 967	218 204
LEBANON	61	335	239	LATVIA	8	923	661
IRAQ	246	335	237	POLAND	9	3 130	2 196
IRAN	26 221	30 477	21 129	CZECH REPUBL	13	10 254	7 230
SAUDI ARABIA	6 209	11 604	8 102	SLOVAKIA		80	54
QATAR	3 275	1 668	1 151	HUNGARY	5	1 278	890
ARAB EMIRAT	3 710	3 474	2 453	ROMANIA	8	5 540	6 146
PAKISTAN	5 038	5 486	3 794	BULGARIA	13	129	89
INDIA	6 974	9 815	6 800	RUSSIA	164	283 049	192 525
BANGLADESH	18 315	11 752	8 247	GEORGIA	1	1 174	815
MALDIVES	130	78	52	ARMENIA	16	13 609	9 645
SRI LANKA	737	120	84	UZBEKISTAN	73	132 480	92 321
THAILAND	1 918	8 215	5 674	SLOVENIA		833	583
VIETNAM	486	1 772	1 245	GAMBIA		309	222
INDONESIA	4 168	11 343	8 022	IVORY COAST		457	312
MALAYSIA	11 971	73 198	51 095	GHANA	1	794	575
BRUNEI	191	160	111	GABON		44	30
SINGAPORE	25 997	148 958	105 290	MAURITIUS		376	261
PHILIPPINES	1 131	3 453	2 437	SOUTH AFRICA	79	144 239	101 749
CHINA	29 595	37 845	26 474	USA	134	173 166	122 187
SOUTH KOREA	6 676	35 125	24 547	CANADA	138	248 044	175 221
JAPAN	18	121	81	CUBA	8	6 441	4 539
TAIWAN	2 498	4 352	3 032	COLOMBIA		678	482
MACAO	15	68	44	ECUADOR	4	5 969	4 197
961 COIN NONGOLD NONCURRENT				PERU	11	18 623	12 962
IMPORTS	1 685	84 334	58 890	BRAZIL	53	36 617	25 573
FRANCE	10	1 856	1 292	CHILE	100	8 855	6 203
BELGIUM LUX	8	1 733	1 217	ARAB EMIRAT		204	145
NETHERLANDS	42	4 783	3 342	THAILAND	42	35 206	24 691
ITALY	2	339	239	INDONESIA	9	114	80
UNITD KINGDOM	197	13 069	9 185	MALAYSIA		181	124
IRELAND	632	1 649	1 168	SINGAPORE		426	297
DENMARK	1	68	49	PHILIPPINES	41	13 302	9 391
GREECE	1	202	140	CHINA		232	164
SPAIN	12	2 087	1 484	SOUTH KOREA		366	255
SWEDEN	3	233	156	JAPAN		2 272	1 586
FINLAND	2	117	83	HONG KONG	3	2 844	1 964
AUSTRIA	24	4 676	3 272	AUSTRALIA	5	5 889	4 195
EU	934	30 813	21 628	EXPORTS	1 533	1 297 555	907 853
NORWAY	10	1 256	840	FRANCE	212	13 159	9 157
LIECHTENST	4	533	377	BELGIUM LUX	249	20 008	14 098
SWITZERLAND	149	11 983	8 391	NETHERLANDS	99	182 161	127 655
ANDORRA	2	129	91	ITALY	124	201 928	141 190
VATICAN CITY		80	56	UNITD KINGDOM	40	49 498	34 823
SAN MARINO	5	624	429	IRELAND	2	255	181
TURKEY	1	279	190	DENMARK		5 358	3 730
POLAND	2	156	110	GREECE		914	637
CZECH REPUBL		73	48	PORTUGAL	70	127 313	89 232
HUNGARY	2	406	282	SPAIN	11	13 504	9 431
BULGARIA	4	569	400				

6 IMPORTS AND EXPORTS (SPECIAL TRADE) BY GROUPS OF THE SITC-REV. III AND BY COUNTRIES OF PRODUCTION AND CONSUMPTION 1995

GROUP COUNTRY	DT = 100 KG	1 000 DM	1 000 \$	GROUP COUNTRY	DT = 100 KG	1 000 DM	1 000 \$
SWEDEN	40	12 719	8 875	EL SALVADOR	1	785	543
FINLAND		1 186	827	COSTA RICA		196	138
AUSTRIA	60	113 321	79 283	CUBA	1	102	72
EU	907	741 264	519 119	BOLIVIA	490	316	223
NORWAY	6	11 748	8 215	PARAGUAY		57	40
SWITZERLAND	390	300 472	210 446	ISRAEL	8	319	220
GIBRALTAR		1 002	705	MONGOLIA	1	379	269
MALTA		252	170	CHINA	7	523	364
TURKEY		1 116	764				
ESTONIA		159	110	TOTAL IMPORTS	4 635 916 429	664 234 097	464 252 634
LATVIA		706	499	EXPORTS	2 247 017 056	749 536 939	523 761 323
LITHUANIA		86	59				
POLAND	2	879	619				
CZECH REPUBL	10	20 969	14 610				
SLOVAKIA		1 863	1 302				
HUNGARY	37	510	350				
ROMANIA		115	79				
UKRAINE	3	6 101	4 232				
BELARUS	1	2 050	1 393				
MOLDOVA		531	372				
RUSSIA		2 357	1 662				
ARMENIA	7	13 191	9 193				
KAZAKHSTAN		51	35				
UZBEKISTAN		54	37				
SLOVENIA	10	3 781	2 624				
CROATIA	23	227	161				
TUNISIA		140	92				
MAURITIUS	2	1 040	725				
SOUTH AFRICA		181	126				
USA	7	5 726	3 996				
CANADA		220	153				
MEXICO		384	266				
BRAZIL		108	74				
CYPRUS	10	16 156	11 284				
ISRAEL		413	288				
SAUDI ARABIA		1 382	952				
KUWAIT	8	15 353	10 675				
ARAB EMIRAT	16	29 143	20 123				
OMAN		186	129				
PAKISTAN		47	33				
INDIA		1 740	1 224				
SRI LANKA		168	115				
THAILAND	78	76 836	53 600				
MALAYSIA	2	2 890	2 037				
SINGAPORE	3	6 045	4 211				
PHILIPPINES		2 330	1 622				
CHINA	1	10 255	7 192				
SOUTH KOREA		722	508				
JAPAN		2 492	1 745				
TAIWAN		383	266				
HONG KONG	8	13 318	9 377				
AUSTRALIA		168	113				
UNID COUNTR	2	55	37				
972 MONETARY GOLD, GOLD COINS							
IMPORTS	66	153 059	107 301				
FRANCE		508	356				
BELGIUM LUX		1 127	793				
NETHERLANDS		655	455				
UNTD KINGDOM	4	7 031	4 916				
DENMARK		442	308				
GREECE		144	101				
SPAIN		429	302				
AUSTRIA	7	18 145	12 753				
EU	11	28 525	20 013				
NORWAY		107	72				
SWITZERLAND	7	14 544	10 201				
ANDORRA		50	35				
TURKEY		119	81				
BULGARIA		71	50				
RUSSIA		701	482				
GEORGIA		755	529				
SOUTH AFRICA	28	48 527	34 167				
USA	5	17 831	12 492				
CANADA	6	16 517	11 562				
MEXICO		54	39				
PANAMA		342	241				
CUBA		305	204				
PARAGUAY		46	32				
ISRAEL		55	37				
SINGAPORE	1	1 487	1 035				
CHINA		1 618	1 102				
JAPAN		215	151				
AUSTRALIA	8	20 795	14 501				
N ZEAL OCEAN		95	66				
WEST SAMOA		84	57				
EXPORTS	944	92 263	64 572				
FRANCE	12	719	505				
BELGIUM LUX	4	3 061	2 148				
NETHERLANDS	5	801	559				
ITALY	1	127	88				
UNTD KINGDOM	292	13 512	9 458				
SPAIN		76	53				
AUSTRIA	34	24 305	16 931				
EU	349	42 638	29 766				
NORWAY	2	327	231				
LIECHTENST		127	86				
SWITZERLAND	72	38 511	27 047				
RUSSIA		109	76				
SOUTH AFRICA	4	100	69				
USA	8	6 859	4 780				
CANADA		607	433				

7 IMPORTS AND EXPORTS (SPECIAL TRADE) BY COUNTRIES OF PRODUCTION AND CONSUMPTION AND BY GROUPS OF THE SITC-REV. III 1995

GROUP DESCRIPTION	DT = 100 KG	1 000 DM	1 000 \$	GROUP DESCRIPTION	DT = 100 KG	1 000 DM	1 000 \$
FRANCE							
IMPORTS	286 136 491	73 085 932	51 077 023	571 POLYMERS OF ETHYLENE	2 040 558	331 081	231 168
001 LIVE ANIMALS	88 245	41 334	29 035	572 POLYMERS OF STYRENE	1 327 275	302 594	211 491
011 BOVINE MEAT	759 209	477 176	333 612	573 POLYMERS,VINYL CHLORIDE	1 329 378	256 818	179 592
012 OTHER MEAT, MEAT OFFAL	1 240 113	556 040	388 902	574 POLYACETAL,POLYCARBONATE	266 156	94 061	65 759
016 MEAT,ED.OFFL.DRY,SLT,SMK	25 957	20 820	14 630	575 OTH.PLASTIC,PRIMARY FORM	3 348 651	812 827	567 692
017 MEAT,OFFL,PRPD,PRSD,NES	160 536	130 536	91 144	579 PLASTIC WASTE, SCRAP ETC	65 335	5 015	3 492
022 MILK AND CREAM	836 004	144 823	101 287	581 PLASTIC TUBE,PIPE,HOSE	79 505	87 462	61 152
023 BUTTER,OTHER FAT OF MILK	28 009	16 063	11 218	582 PLASTIC PLATE,SHEETS,ETC	577 320	345 667	241 841
024 CHEESE AND CURD	1 256 213	1 055 239	736 827	583 MONOFILAMENT OF PLASTICS	74 417	36 259	25 408
025 EGGS,BIRDS,YOLKS,ALBUMIN	167 531	41 715	29 241	591 INSECTICIDES, ETC.	184 030	338 984	238 119
034 FISH,FRESH,CHILLED,FROZEN	52 103	47 122	32 850	592 STARCHES,INULIN,ETC.	1 599 727	235 269	164 818
035 FISH,DRIED,SALTED,SMOKED	9 903	20 910	14 558	593 EXPLOSIVES,PYROTECHNICS	782	14 233	9 954
036 CRUSTACEANS,MOLLUSCS ETC	17 854	18 795	13 081	597 PREPRED ADDITIVES,LIQUIDS	642 372	189 192	132 114
037 FISH ETC.PRPD,PRSD,NES	79 436	49 016	34 319	598 MISC.CHEMICAL PRDCTS,NES	3 000 302	382 689	267 566
041 WHEAT, MESLIN, UNMILLED	7 044 555	202 467	142 110	611 LEATHER	13 949	36 380	25 426
042 RICE	48 950	6 116	4 284	612 MANUFACT. LEATHER ETC.NES	274	1 032	715
043 BARLEY, UNMILLED	1 733 399	60 149	41 982	613 FURSKINS,TANNED,DRESSED	248	5 480	3 840
044 MAIZE UNMILLED	7 194 462	320 439	224 585	621 MATERIALS OF RUBBER	177 900	143 854	100 421
045 OTHER CEREALS, UNMILLED	186 616	13 206	9 107	625 RUBBER TYRES,TUBES,ETC.	1 358 025	978 079	682 251
046 MEAL,FLOUR OF WHEAT,MSLN	718 747	36 744	25 644	629 ARTICLES OF RUBBER, NES	112 105	247 980	173 544
047 OTHER CEREAL MEAL,FLOURS	47 372	2 386	1 660	633 CORK MANUFACTURES	2 157	2 910	2 042
048 CEREAL PREPARATIONS	3 978 425	514 228	360 097	634 VENEERS, PLYWOOD, ETC.	2 559 827	250 907	175 442
054 VEGETABLES	2 809 816	416 177	290 656	635 WOOD MANUFACTURES, NES	527 805	187 310	131 286
056 VEGETABLES,PRPD,PRSD,NES	2 022 739	354 872	247 571	641 PAPER AND PAPERBOARD	8 373 928	1 366 717	956 233
057 FRUIT,NUTS EXCL.OIL NUTS	2 174 897	290 758	203 137	642 PAPER,PAPERBOARD,CUT ETC	1 278 401	420 695	293 825
058 FRUIT,PRESERVED,PREPARED	270 032	68 184	47 665	651 TEXTILE YARN	356 767	293 929	205 289
059 FRUIT, VEGETABLE JUICES	815 982	58 090	40 717	652 COTTON FABRICS, WOVEN	110 389	211 059	147 588
061 SUGARS,MOLASSES,HONEY	3 314 035	385 703	269 801	653 FABRICS,MAN-MADE FIBRES	180 911	421 179	294 866
062 SUGAR CONFECTIONERY	139 514	81 025	56 493	654 OTH.TEXTILE FABRIC,WOVEN	119 774	178 361	124 736
071 COFFEE,COFFEE SUBSTITUTE	16 988	6 759	4 704	655 KNIT,CROCHET,FABRIC NES	21 917	66 609	46 544
072 COCOA	107 515	51 740	36 193	656 TULLE,LACE,EMBROIDRY,ETC	13 337	56 765	39 637
073 CHOCOLATE,OTH.COCOA PREP	708 384	363 999	255 347	657 SPECIAL YARN,TXTL.FABRIC	222 811	220 746	154 058
074 TEA AND MATE	4 488	2 604	1 830	658 TEXTILE ARTICLES NES	36 283	73 949	51 643
075 SPICES	3 253	1 960	1 364	659 FLOOR COVERINGS, ETC.	129 906	62 059	43 135
081 ANIMAL FEED STUFF	3 518 666	260 582	182 288	661 LIME,CEMENT,CONSTR.MATRL	6 870 190	164 852	115 469
091 MARGARINE AND SHORTENING	276	88	49	662 CLAY,REFRCT.CONSTR.MATRL	4 776 825	295 942	206 825
098 EDIBLE PROD.PREPRNTS,NES	770 828	334 359	232 763	663 MINERAL MANUFACTURES,NES	3 357 022	240 240	167 949
111 NON-ALCOHOL,BEVERAGE,NES	2 804 096	216 875	152 097	664 GLASS	1 739 226	189 565	132 864
112 ALCOHOLIC BEVERAGES	3 015 105	1 294 125	904 575	665 GLASSWARE	1 165 942	292 390	203 799
121 TOBACCO, UNMANUFACTURED	36 254	6 985	4 878	666 POTTERY	26 282	17 119	11 980
122 TOBACCO, MANUFACTURED	71 180	117 507	82 142	667 PEARLS,PRECIOUS STONES	6	997	633
211 HIDES,SKINS(EX.FURS),RAW	29 078	10 172	7 192	671 PIG IRON,SPIEGELEISN,ETC	1 471 181	136 186	95 088
212 FURSKINS, RAW	12	90	60	672 INGOTS ETC.IRON OR STEEL	4 948 732	96 808	67 501
222 OILSEED(SFT.FIX.VEG.OIL)	5 161 042	224 335	157 464	673 FLAT-ROLLED IRON ETC.	5 098 227	410 032	287 172
223 OILSEED(OTH.FIX.VEG.OIL)	175 783	6 541	4 584	674 FLAT-ROLLED PLATED IRON	5 737 707	627 443	440 400
231 NATURAL RUBBER, ETC.	1 718	575	399	675 FLAT-ROLLED, ALLOY STEEL	1 469 991	555 609	389 791
232 SYNTHETIC RUBBER, ETC.	862 732	197 211	137 770	676 IRON,STL.BAR,SHAPES ETC.	11 138 643	904 767	632 473
244 CORK,NATURAL,RAW;WASTE	3 250	266	186	677 RAILWAY TRACK IRON,STEEL	10 252	2 506	1 747
245 FUEL WOOD, WOOD CHARCOAL	97 374	4 601	3 250	678 WIRE OF IRON OR STEEL	1 078 214	147 159	103 288
246 WOOD IN CHIPS, PARTICLES	916 298	5 368	3 761	679 TUBES,PIPES,ETC.IRON,STL	1 456 666	318 216	222 711
247 WOOD ROUGH,ROUGH SQUARED	1 587 624	75 303	52 683	681 SILVER,PLATINUM,ETC.	1 886	53 758	37 246
248 WOOD, SIMPLY WORKED	874 647	88 895	62 181	682 COPPER	1 174 713	612 998	428 085
251 PULP AND WASTE PAPER	1 969 530	155 178	108 669	683 NICKEL	52 268	76 631	53 416
261 SILK	42	61	42	684 ALUMINIUM	1 579 971	704 290	492 200
263 COTTON	64 123	9 930	6 923	685 LEAD	230 635	24 344	16 995
264 JUTE,OTH.TEXTL.BAST FIBR	161	46	33	686 ZINC	294 277	68 507	47 982
265 VEGETABLE TEXTILE FIBRES	7 600	2 275	1 574	687 TIN	1 368	2 052	1 437
266 SYNTHETIC FIBRES	74 314	27 652	19 307	689 MISC.NON-FERR.BASE METAL	25 918	25 806	18 033
267 OTHER MAN-MADE FIBRES	51 138	8 893	6 224	691 METALLIC STRUCTURES NES	964 841	277 965	194 499
268 WOOL, OTHER ANIMAL HAIR	132 393	144 360	100 799	692 CONTAINERS,STORAGE,TRNSP	241 499	112 770	79 169
269 WORN CLOTHING,TEXTL.ARTL	11 465	1 847	1 270	693 WIRE PRODUCTS EXCL.ELECT	308 290	66 096	46 368
272 FERTILIZERS, CRUDE	88 626	804	561	694 NAILS,SCREWS,NUTS,ETC.	241 038	119 031	83 206
273 STONE, SAND AND GRAVEL	65 199 094	109 504	76 727	695 TOOLS	69 996	220 690	154 389
274 SULPHUR,UNRSTD.IRON PYRS	18 729	303	212	696 CUTLERY	1 564	6 223	4 352
277 NATURAL ABRASIVES, NES	114	909	636	697 HOUSEHOLD EQUIPMENT,NES	68 523	61 210	42 911
278 OTHER CRUDE MINERALS	7 650 014	93 306	65 304	699 MANUFACTS.BASE METAL,NES	876 232	546 467	381 658
282 FERRUS WASTE AND SCRAP	1 717 446	37 710	26 425	711 STEAM GENER. BOILERS,ETC.	16 844	8 494	5 883
283 COPPER ORES,CONCENTRATES	87 561	9 623	6 644	712 STEAM TURBINES	816	3 014	2 104
285 ALUMINIUM ORE,CONCTR.ETC	207 729	16 380	11 475	713 INTRNL COMBUS PSTN ENGIN	277 882	416 077	291 043
287 ORE,CONCENTR.BASE METALS	20 197	1 784	1 249	714 ENGINES,MOTORS NON-ELECT	7 399	154 665	107 893
288 NON-FERROUS WASTE,SCRAP	679 561	159 967	111 397	716 ROTATING ELECTRIC PLANT	338 193	399 764	279 441
289 PREC.METAL ORES,CONCTRSTS	1 035	22 567	15 806	718 OTH.POWR.GENRTNG.MACHNRY	23 563	85 553	60 150
291 CRUDE ANIMAL MATERLS,NES	161 621	38 475	26 854	721 AGRIC.MACHINES,EX.TRACTR	194 194	191 252	134 636
292 CRUDE VEG.MATERIALS, NES	279 299	107 620	75 108	722 TRACTORS	79 024	96 492	67 659
321 COAL,NOT AGGLOMERATED	3 195 916	74 880	51 722	723 CIVIL ENGINEERING EQUIPT	564 577	443 898	309 997
322 BRIQUETTES,LIGNITE,PEAT	453 616	11 151	7 797	724 TEXTILE,LEATHER MACHINES	59 900	72 778	50 891
325 COKE,SEMI-COKE,RET.CARBON	632 451	17 466	12 138	725 PAPER,PULP MILL MACHINES	20 059	40 272	28 284
334 PETROLEUM PRODUCTS	21 812 419	605 268	423 890	726 PRINTNG,BOOKBINDNG MACHS	23 383	52 665	36 696
335 RESIDUAL PETROL.PRODUCTS	1 632 628	53 505	37 420	727 FOOD-PROCESS.MCH.NON DOM	5 030	18 297	12 776
342 LIQUEFIED PROPANE,BUTANE	333 920	11 867	8 338	728 OTH.MACH.PTS,SPCL INDUST	136 586	232 689	162 714
344 PETROLEUM GASES, NES	146 825	5 122	3 615	731 METAL REMOVAL WORK TOOLS	8 812	22 986	16 122
351 ELECTRIC CURRENT, MNH	3 492 456	164 959	116 222	733 MACH-TOOLS,METAL-WORKING	48 143	34 857	24 399
411 ANIMAL OILS AND FATS	118 683	14 753	10 331	735 PARTS,NES,FOR MACH-TOOLS	34 748	56 263	39 351
421 FIXED VEG.FAT,OILS, SOFT	316 442	34 753	24 241	737 METALWORKING MACHNRY NES	60 083	58 032	40 661
422 FIXED VEG.FAT,OILS,OTHER	23 175	4 064	2 854	741 HEATING,COOLNG EQUIP,PART	408 034	657 879	459 375
431 ANIMAL,VEG.FATS,OILS,NES	151 868	17 162	12 007	742 PUMPS FOR LIQUIDS,PARTS	129 143	344 516	240 924
511 HYDROCARBONS,NES,DERIVTS	1 861 519	244 738	171 331	743 PUMPS NES,CENTRIFUGS ETC	106 175	331 079	231 246
512 ALCOHOL,PHENOL,ETC.DERIV	2 114 222	322 738	225 633	744 MECHANICAL HANDLING EQUIP	573 662	481 823	336 886
513 CARBOXYLIC ACIDS,DERIVTS	164 607	320 176	224 086	745 OTH.NONELEC MCH,TOOL,NES	67 796	97 266	67 804
514 NITROGEN-FUNCT.COMPOUNDS	1 791 931	557 474	390 761	746 BALL OR ROLLER BEARINGS	138 197	260 954	182 009
515 ORGANIC-INORGANIC COMPNDS	304 247	186 841	130 989	747 TAPS,COCKS,VALVES,ETC.	114 245	302 165	211 493
516 OTHER ORGANIC CHEMICALS	682 931	162 127	113 307	748 TRANSMISSIONS SHAFTS ETC	157 454	179 397	124 981
522 INORGANIC CHEM.ELEMENTS	5 478 843	281 488	196 732	749 NON-ELECT MACH.PARTS,ETC	110 733	209 302	146 152
523 METAL.SALTS,INORGAN.ACID	2 597 622	103 037	72 033	751 OFFICE MACHINES	56 422	273 404	191 659
524 OTHER CHEMICAL COMPOUNDS	371 791	58 396	40 667	752 AUTOMATC.DATA PROC.EQUIP	93 394	1 115 990	781 062
525 RADIO-ACTIVE MATERIALS	13 962	171 775	120 979	759 PARTS,FOR OFFICE MACHINS	30 847	407 412	284 914
531 SYNTH.COLOURS,LAKES,ETC.	77 220	128 399	90 152	761 TELEVISION RECEIVERS ETC	167 587	331 352	231 033
532 DYEING,TANNING MATERIALS	20 937	6 048	4 217	762 RADIO-BROADCAST RECEIVER	26 761	132 260	92 708
533 PIGMENTS, PAINTS, ETC.	755 007	266 795	186 129	763 SOUND RECORDER,PHONOGRPH	31 845	208 893	146 424
541 MEDICINES,ETC.EXC.GRP542	50 035	214 324	149 804	764 TELECOMM.EQUIP.PARTS NES	38 099	571 998	399 806
542 MEDICAMENTS	171 834	860 308	601 985	771 ELECT.POWER MACHNRY.PARTS	79 640	151 894	106 129
551 ESSENTL.OIL,PERFUME,FLAVR	41 522	126 346	88 311	772 ELECT.SWITCH.RELAY.CIRCUT	116 431	664 537	465 799
553 PERFUMERY,COSMETICS,ETC.	531 885	1 107 287	775 249	773 ELECTR.DISTRIB.EQPT NES	336 454	267 599	187 055
554 SOAP,CLEANERS,POLISH,ETC	1 031 323	224 331	157 439	774 ELECTRO-MEDCL,XRAY EQUIP	12 902	42 622	29 681
562 FERTILIZER,EXCEPT GRP272	2 223 187	57 308	39 958	775 DOM.ELEC,NON-ELEC.EQUIPT	565 766	800 531	559 787
				776 TRANSISTORS,VALVES,ETC.	112 949	1 014 169	708 033
				778 ELECTRIC.MACH.APART,NES	462 690	643 048	449 256
				781 PASS.MOTOR VEHCLS.EX.BUS	2 810 938	4 754 773	3 324 644

7 IMPORTS AND EXPORTS (SPECIAL TRADE) BY COUNTRIES OF PRODUCTION AND CONSUMPTION AND BY GROUPS OF THE SITC-REV. III 1995

GROUP DESCRIPTION	DT = 100 KG	1 000 DM	1 000 \$	GROUP DESCRIPTION	DT = 100 KG	1 000 DM	1 000 \$
782 GOODS, SPCL. TRANSPORT VEH	608 950	1 227 330	858 825	278 OTHER CRUDE MINERALS	19 014 906	138 184	97 036
783 ROAD MOTOR VEHICLES NES	502 678	1 687 296	1 186 794	281 IRON ORE, CONCENTRATES	15 231	94	50
784 PARTS, TRACTORS, MOTOR VEH	2 344 550	3 991 351	2 788 154	282 FERROUS WASTE AND SCRAP	6 416 646	128 913	90 082
785 CYCLES, MOTORCYCLES ETC.	59 563	151 286	106 054	285 ALUMINIUM ORE, CONCTR. ETC	173 778	15 450	10 788
786 TRAILERS, SEMI-TRAILER, ETC	172 393	108 835	76 254	287 ORE, CONCENTR. BASE METALS	19 729	1 350	949
791 RAILWAY VEHICLES, EQUIPNT	48 950	87 294	61 786	288 NON-FERROUS WASTE, SCRAP	1 006 863	131 485	91 594
792 AIRCRAFT, ASSOC'D. EQUIPNT	75 090	6 059 905	4 206 862	291 CRUDE ANIMAL MATERIALS, NES	1 042 163	85 257	53 637
793 SHIP, BOAT, FLOAT, STRUCTRS	13 182	36 238	24 618	292 CRUDE VEG. MATERIALS, NES	161 337	129 123	88 401
811 PREFABRICATED BUILDINGS	60 304	37 075	25 756	321 COAL, NOT AGGLOMERATED	1 446 739	43 588	30 541
812 PLUMBING, SANITRY, EQPT. ETC	389 677	274 098	191 775	322 BRIQUETTES, LIGNITE, PEAT	4 981 569	90 317	62 849
813 LIGHTING FIXTURES ETC. NES	83 415	109 337	76 304	325 COKE, SEMI-COKE, RET. CARBN	171 343	4 188	2 932
821 FURNITURE, CUSHIONS, ETC.	502 982	371 976	260 024	334 PETROLEUM PRODUCTS	12 393 858	336 904	234 396
831 TRUNK, SUIT-CASES, BAG, ETC	30 275	50 584	35 594	335 RESIDUAL PETROL. PRODUCTS	3 212 431	74 983	52 437
841 MENS, BOYS CLOTHING, X-KNIT	9 362	51 887	36 103	342 LIQUEFIED PROPANE, BUTANE	286 696	11 707	8 213
842 WOMEN, GIRL CLOTHING, X-KNIT	36 362	294 646	206 398	344 PETROLEUM GASES, NES	85 034 520	13 982	9 750
843 MENS, BOYS CLOTHING, KNIT	3 270	26 237	18 282	411 ANIMAL OILS AND FATS	240 371	14 401	10 022
844 WOMEN, GIRLS CLOTHING, KNIT	12 222	130 070	91 002	421 FIXED VEG. FAT, OILS, SOFT	808 897	79 327	55 246
845 OTHR. TEXTILE APPAREL, NES	25 831	284 015	198 567	422 FIXED VEG. FAT, OILS, OTHER	193 574	24 481	17 151
846 CLOTHING ACCESSRS, FABRIC	4 888	35 539	24 793	431 ANIMAL, VEG. FATS, OILS, NES	496 738	71 196	49 710
848 CLOTHING, NONTEXTL; HEADGEAR	9 632	58 320	40 955	511 HYDROCARBONS, NES, DERIVTS	2 325 042	206 273	144 378
851 FOOTWEAR	81 194	234 978	163 859	512 ALCOHOL, PHENOL, ETC. DERIV	1 859 243	342 503	239 330
871 OPTICAL INSTRUMENTS, NES	407	13 118	9 208	513 CARBOXYLIC ACIDS, DERIVTS	1 532 855	390 611	272 722
872 MEDICAL INSTRUMENTS NES	20 929	135 358	94 691	514 NITROGEN-FUNCT. COMPOUNDS	1 169 676	408 990	285 862
873 METERS, COUNTERS, NES	6 492	33 842	23 682	515 ORGANO-INORGANIC COMPNDS	421 555	522 410	364 857
874 MEASURE, CONTROL INSTRMNT	42 340	449 760	314 208	516 OTHER ORGANIC CHEMICALS	904 785	212 588	148 704
881 PHOTOGRAPH APPAR. ETC. NES	1 184	11 924	8 329	522 INORGANIC CHEM. ELEMENTS	4 481 717	374 375	261 982
882 PHOTO. CINEMATOGRPH. SUPPL	148 551	293 969	205 661	523 METAL, SALTS, INORGAN. ACID	2 420 682	196 879	137 870
883 CINE. FILM EXPOSD. DEVELOPD	33	440	305	524 OTHER CHEMICAL COMPOUNDS	227 715	90 875	63 454
884 OPTICAL GOODS NES	4 407	126 022	88 039	525 RADIO-ACTIVE MATERIALS	231	13 932	9 867
885 MATCHES AND CLOCKS	3 660	36 313	25 287	531 SYNTH. COLOURS, LAKES, ETC.	174 432	242 696	169 310
891 ARMS AND AMMUNITION	2 841	9 628	6 746	532 DYEING, TANNING MATERIALS	32 723	9 488	6 606
892 PRINTED MATTER	498 415	207 191	144 988	533 PIGMENTS, PAINTS, ETC.	1 616 521	590 712	412 871
893 ARTICLES, NES, OF PLASTICS	1 396 182	906 647	633 562	541 MEDICINES, ETC. EXC. GRP542	79 580	532 553	371 673
894 BABY CARRIAGE, TOYS, GAMES	80 398	124 671	87 238	542 MEDICAMENTS	70 532	370 013	258 994
895 OFFICE, STATIONERY SUPPLS	16 632	45 552	31 886	551 ESSNTL. OIL, PERFUME, FLAVR	59 082	114 747	80 003
896 WORKS OF ART, ANTIQUE ETC	187	25 807	18 017	552 PERFUMERY, COSMETICS, ETC.	303 851	244 321	170 710
897 GOLD, SILVERWARE, JEWEL NES	410	50 825	35 651	554 SOAP, CLEANERS, POLISH, ETC	1 551 404	367 505	256 968
898 MUSICAL INSTRUMENTS, ETC.	448 569	609 101	426 258	562 FERTILIZER, EXCEPT GRP272	9 127 748	208 520	145 316
899 MISC MANUFCTRD GOODS NES	40 399	132 936	93 134	571 POLYMERS OF ETHYLENE	1 761 994	309 407	216 056
961 COIN NONGOLD NONCURRENT	10	1 856	1 292	572 POLYMERS OF STYRENE	1 013 849	223 773	156 440
971 GOLD, NONMONTY EXCL. COINS	10	9 583	6 653	573 POLYMERS, VINYL CHLORIDE	1 298 368	261 027	182 560
972 MONETARY GOLD, GOLD DRES		508	356	574 POLYACETAL, POLYCARBONATE	1 269 797	515 317	360 553
EXPORTS	243 383 554	87 862 124	61 364 833	575 OTH. PLASTIC, PRIMARY FORM	4 145 354	1 073 819	749 325
001 LIVE ANIMALS	151 969	59 959	41 943	579 PLASTIC WASTE, SCRAP ETC	767 017	2 067	1 423
011 BOVINE MEAT	797 195	484 930	338 377	581 PLASTIC TUBE, PIPE, HOSE	226 384	192 503	134 557
012 OTHER MEAT, MEAT OFFAL	226 071	97 916	68 265	582 PLASTIC PLATE, SHEETS, ETC	1 573 697	946 923	662 457
016 MEAT, ED. OFFL, DRY, SLT, SMK	32 288	35 708	24 982	583 MONOFILAMENT OF PLASTICS	252 121	138 827	96 994
017 MEAT, OFFL, PRPD, PRSD, NES	91 097	67 483	47 067	591 INSECTICIDES, ETC.	542 293	919 191	638 994
022 MILK AND CREAM	2 996 908	394 549	276 055	592 STARCHES, INULIN, ETC.	640 240	167 945	117 501
023 BUTTER, OTHER FAT OF MILK	150 298	97 101	68 924	593 EXPLOSIVES, PYROTECHNICS	36 359	21 376	14 931
024 CHEESE AND CURD	289 799	180 313	125 674	597 PREP'D ADDITIVES, LIQUIDS	314 878	109 653	76 504
025 EGGS, BIRDS, YOLKS, ALBUMIN	55 813	8 100	5 682	598 MISC. CHEMICAL PRODTS. NES	4 122 675	897 011	627 113
034 FISH, FRESH, CHILLED, FROZN	356 021	179 118	124 828	611 LEATHER	22 037	47 395	33 090
035 FISH, DRIED, SALTED, SMOKED	5 898	5 124	3 557	612 MANUFACT. LEATHER ETC. NES	2 011	8 226	5 774
036 CRUSTACEANS, MOLLUSCS ETC	852	2 060	1 425	613 FURSKINS, TANNED, DRESSED	112	1 979	1 383
037 FISH ETC. PREP'D, PRSD, NES	213 289	104 106	72 593	621 MATERIALS OF RUBBER	481 095	237 760	165 956
041 WHEAT, MESLIN, UNMILLED	1 599 580	55 648	38 703	625 RUBBER TYRES, RUBES, ETC.	632 783	400 056	279 809
042 RICE	17 298	3 071	2 146	629 ARTICLES OF RUBBER, NES	88 229	221 018	154 466
043 BARLEY, UNMILLED	781 338	21 138	14 742	633 CORK MANUFACTURES	1 960	6 558	4 574
044 MAIZE UNMILLED	568 478	25 700	17 937	634 VENEERS, PLYWOOD, ETC.	1 823 675	174 748	122 118
045 OTHER CEREALS, UNMILLED	360 915	9 953	6 906	635 WOOD MANUFACTURES, NES	536 138	109 351	76 427
046 MEAL, FLOUR OF WHEAT, MSLN	535 465	29 544	20 575	641 PAPER AND PAPERBOARD	11 878 711	1 937 462	1 353 741
047 OTHER CEREAL MEAL, FLOURS	76 731	3 505	2 456	642 PAPER, PAPERBOARD, CUT ETC	2 342 293	984 745	687 233
048 CEREAL PREPARATIONS	1 379 874	456 490	318 697	651 TEXTILE YARN	885 930	677 796	473 500
054 VEGETABLES	105 428	17 015	11 852	652 COTTON FABRICS, WOVEN	129 275	158 230	110 377
056 VEGETABLES, PRPD, PRSD, NES	298 979	72 923	50 889	653 FABRICS, MAN-MADE FIBRES	109 943	259 676	181 422
057 FRUIT, NUTS EXCL. OIL NUTS	188 293	49 511	34 544	654 OTH. TEXTILE FABRIC, WOVEN	22 785	57 255	39 934
058 FRUIT, PRESERVED, PREPARED	531 651	179 963	125 472	655 KNIT, CROCHET, FABRIC NES	65 439	151 475	105 729
059 FRUIT, VEGETABLE JUICES	1 323 823	143 278	99 722	656 TULLE, LACE, EMBROIDRY, ETC	14 462	34 074	23 826
061 SUGARS, MOLASSES, HONEY	1 181 656	87 215	60 895	657 SPECIAL YARN, TXTL. FABRIC	441 158	395 623	275 527
062 SUGAR CONFECTIONERY	113 268	64 231	44 423	658 TEXTILE ARTICLES NES	49 989	83 600	58 557
071 COFFEE, COFFEE SUBSTITUTE	135 900	162 929	113 809	659 FLOOR COVERINGS, ETC.	77 660	78 108	54 486
072 COCOA	334 510	117 166	81 571	661 LIME, CEMENT, CONSTR. MATRL	2 574 016	43 289	30 301
073 CHOCOLATE, OTH. COCOA PREP	786 429	397 035	276 849	662 CLAY, REFRCT. CONSTR. MATRL	1 817 765	199 629	139 444
074 TEA AND MATE	10 655	7 161	4 997	663 MINERAL MANUFACTURES, NES	3 232 451	386 888	270 541
075 SPICES	13 911	16 055	11 201	664 GLASS	1 624 291	388 549	270 986
081 ANIMAL FEED STUFF	2 132 406	133 188	92 684	665 GLASSWARE	3 545 220	346 426	242 109
091 MARGARINE AND SHORTENING	107 426	20 493	14 306	666 POTTERY	49 180	47 769	33 334
098 EDIBLE PROD. PREPRTNS, NES	877 396	233 379	163 117	667 PEARLS, PRECIOUS STONES	56	10 178	7 091
111 NON-ALCOHOL. BEVERAGE, NES	570 283	55 662	38 872	671 PIG IRON, SPIEGELEISN, ETC	850 036	93 199	65 163
112 ALCOHOLIC BEVERAGES	819 030	115 903	81 121	672 INGOTS ETC. IRON OR STEEL	3 046 758	249 772	174 557
121 TOBACCO, UNMANUFACTURED	32 843	960	673	673 FLAT-ROLLED IRON ETC.	7 251 725	614 201	428 859
122 TOBACCO, MANUFACTURED	142 927	411 171	287 912	674 FLAT-ROLLED PLATED IRON	3 259 824	351 970	245 856
211 HIDES, SKINS (EX. FURS), RAW	48 336	15 873	10 969	675 FLAT-ROLLED, ALLOY STEEL	2 025 444	394 836	275 594
212 FURSKINS, RAW	84	1 663	1 160	676 IRON, STL. BAR, SHAPES ETC.	6 624 405	611 097	428 111
222 OILSEED (SFT. FIX VEG. OIL)	554 638	32 541	22 944	677 RAILWAY TRACK IRON, STEEL	146 930	11 068	7 672
223 OILSEED (OTH. FIX VEG. OIL)	19 090	1 799	1 262	678 WIRE OF IRON OR STEEL	779 440	102 291	71 632
231 NATURAL RUBBER, ETC.	13 077	3 378	2 379	679 TUBES, PIPES, ETC. IRON, STL	1 891 927	422 977	295 462
232 SYNTHETIC RUBBER, ETC.	846 625	162 241	113 456	681 SILVER, PLATINUM, ETC.	673	28 814	20 199
245 FUEL WOOD, WOOD CHARCOAL	163 541	409	287	682 COPPER	1 259 341	756 831	528 006
246 WOOD IN CHIPS, PARTICLES	7 906 309	76 687	53 895	683 NICKEL	70 704	112 224	77 898
247 WOOD ROUGH, ROUGH SQUARED	2 117 038	22 552	15 840	684 ALUMINIUM	1 328 415	749 442	523 112
248 WOOD, SIMPLY WORKED	1 541 303	100 288	70 066	685 LEAD	59 106	11 573	8 067
251 PULP AND WASTE PAPER	6 081 617	157 599	108 249	686 ZINC	339 188	66 962	47 091
261 SILK	899	1 306	905	687 TIN	1 978	2 425	1 680
263 COTTON	114 549	25 940	18 119	689 MISC. NON-FERR. BASE METAL	9 947	27 182	19 014
264 JUTE, OTH. TEXTL. BAST FIBR	4 578	367	258	691 METALLIC STRUCTURES NES	1 181 574	383 179	268 046
265 VEGETABLE TEXTILE FIBRES	3 048	981	687	692 CONTAINERS, STORAGE, TRNSP	290 766	164 318	114 748
266 SYNTHETIC FIBRES	269 460	117 026	81 861	693 WIRE PRODUCTS EXCL. ELECT	820 532	97 217	68 348
267 OTHER MAN-MADE FIBRES	110 267	41 012	28 740	694 NAILS, SCREWS, NUTS, ETC.	364 110	292 553	204 467
268 WOOL, OTHER ANIMAL HAIR	28 572	21 015	14 578	695 TOOLS	109 033	471 138	329 003
269 WORN CLOTHING, TEXTL. ARTL	185 975	15 583	10 867	696 CUTLERY	33 313	162 734	113 667
272 FERTILIZERS, CRUDE	125 206	2 722	1 899	697 HOUSEHOLD EQUIPMENT, NES	70 432	95 663	66 828
273 STONE, SAND AND GRAVEL	8 802 352	21 149	14 819	699 MANUFACTS. BASE METAL, NES	1 141 755	1 069 042	747 005
274 SULPHUR, UNRSTD. IRON PYRS	577 574	6 779	4 732	700 CPL IND PLANT (84/85/87)	4 748	53 715	37 513
277 NATURAL ABRASIVES, NES	60 293	8 603	5 893	711 STEAM GENER. BOILERS, ETC.	5 635	6 706	4 718
				712 STEAM TURBINES	1 575	20 552	14 333

7 IMPORTS AND EXPORTS (SPECIAL TRADE) BY COUNTRIES OF PRODUCTION AND CONSUMPTION AND BY GROUPS OF THE SITC-REV. III 1995

GROUP DESCRIPTION	DT = 100 KG	1 000 DM	1 000 \$	GROUP DESCRIPTION	DT = 100 KG	1 000 DM	1 000 \$
713 INTRNL COMBUS PSTN ENGIN	468 507	1 008 326	702 819	048 CEREAL PREPARATIONS	514 759	188 100	132 399
714 ENGINES,MOTORS NON-ELECT	13 398	269 311	188 178	054 VEGETABLES	3 325 225	419 045	293 402
716 ROTATING ELECTRIC PLANT	242 284	477 639	333 980	056 VEGETABLES,PRPD,PRSD,NES	609 355	82 327	57 960
718 OTH.POWR,GENRTRNG,MACHNRY	51 932	492 072	342 937	057 FRUIT,NUTS EXCL.OIL NUTS	661 451	91 619	64 273
721 AGRIC.MACHINES,EX.TRACTR	406 274	503 492	352 758	058 FRUIT,PRESERVED,PREPARED	363 529	82 862	58 045
722 TRACTORS	501 958	613 376	430 862	059 FRUIT,VEGETABLE JUICES	78 774	17 248	12 153
723 CIVIL ENGINEERING EQUIPT	493 519	463 183	324 266	061 SUGARS,MOLASSES,HONEY	1 296 080	128 176	89 765
724 TEXTILE,LEATHER MACHINES	99 623	378 584	264 122	062 SUGAR CONFECTIONERY	174 397	61 452	42 924
725 PAPER,PULP MILL MACHINES	41 770	169 162	118 486	071 COFFEE,COFFEE SUBSTITUTE	30 770	49 054	34 119
726 PRINTNG,BOOKBINDNG MACHS	96 821	426 729	298 051	072 COCOA	9 676	3 539	2 501
727 FOOD-PROCESS.MCH.NON DOM	13 963	91 522	64 208	073 CHOCOLATE,OTH.COCOA PREP	297 981	215 927	150 620
728 OTH.MACH,PTS,SPCL INDUST	378 101	1 050 278	734 654	074 TEA AND MATE	502	254	177
731 METAL REMOVAL WORK TOOLS	71 909	316 231	221 661	075 SPICES	931	818	574
733 MACH-TOOLS,METAL-WORKING	26 209	80 931	56 789	081 ANIMAL FEED STUFF	678 456	50 964	35 742
735 PARTS,NES,FOR MACH-TOOLS	26 922	162 724	113 839	091 MARGARINE AND SHORTENING	254 767	38 616	27 182
737 METALWORKING MACHNRY NES	152 958	164 212	114 530	098 EDIBLE PROD.PREPRTRS,NES	498 435	143 182	100 208
741 HEATING,COOLNG EQUIP.PART	192 982	451 091	315 454	111 NON-ALCOHOL.BEVERAGE,NES	434 542	51 487	35 869
742 PUMPS FOR LIQUIDS,PARTS	208 522	1 069 609	747 185	112 ALCOHOLIC BEVERAGES	398 939	33 614	23 710
743 PUMPS NES,CENTRIFUGS ETC	264 723	749 520	524 237	121 TOBACCO, UNMANUFACTURED	1 855	1 327	957
744 MECHANICAL HANDLING EQUIP	488 303	683 418	477 684	122 TOBACCO, MANUFACTURED	51 872	94 202	66 285
745 OTH.NONELEC MCH,TOOL,NES	197 412	735 987	514 459	211 HIDES,SKINS(EX.FURS),RAW	17 223	3 147	2 210
746 BALL OR ROLLER BEARINGS	209 541	415 321	289 138	212 FURSKINS, RAW	4	64	46
747 TAPS,COCKS,VALVES,ETC.	151 919	605 801	422 711	222 OILSEED(SFT.FIX VEG.OIL)	27 165	1 387	968
748 TRANSMISSIONS SHAFTS ETC	443 159	571 421	399 131	223 OILSEED(OTH.FIX.VEG.OIL)	124 938	8 202	5 719
749 NON-ELECT MACH.PARTS,ETC	176 620	306 931	213 942	231 NATURAL RUBBER, ETC.	3 527	1 184	829
751 OFFICE MACHINES	49 598	281 243	196 632	232 SYNTHETIC RUBBER, ETC.	295 409	87 809	61 355
752 AUTOMATC.DATA PROC.EQUIP	102 067	1 412 160	986 722	245 FUEL WOOD, WOOD CHARCOAL	47 345	943	663
759 PARTS,FOR OFFICE MACHINS	48 785	705 373	492 926	246 WOOD IN CHIPS, PARTICLES	455 065	1 606	1 121
761 TELEVISION RECEIVERS ETC	136 524	287 108	200 451	247 WOOD ROUGH,ROUGH SQUARED	2 534 407	53 765	37 729
762 RADIO-BROADCAST RECEIVER	18 679	124 136	86 484	248 WOOD, SIMPLY WORKED	209 080	21 501	15 133
763 SOUND RECORDER,PHONOGRPH	23 506	177 300	124 012	251 PULP AND WASTE PAPER	886 072	48 217	33 928
764 TELECOMM.EQUIP.PARTS NES	63 865	1 118 063	781 249	263 COTTON	49 470	7 276	5 100
771 ELECT POWER MACHNY,PARTS	72 432	318 647	222 798	264 JUTE,OTH.TEXTL.BAST FIBR	10 718	518	365
772 ELEC. SWITCH.RELAY.CIRCUIT	191 640	1 189 688	831 983	265 VEGETABLE TEXTILE FIBRES	15 065	4 234	2 931
773 ELECTR.DISTRIB.EQUIP NES	253 685	301 937	211 035	266 SYNTHETIC FIBRES	111 377	37 655	26 311
774 ELECTRO-MEDCL.XRAY EQUIP	10 210	217 913	152 521	267 OTHER MAN-MADE FIBRES	134 551	37 958	26 583
775 ODM.ELEC.NON-ELEC.EQUIPT	647 879	876 009	612 272	268 WOOL, OTHER ANIMAL HAIR	9 825	6 107	4 269
776 TRANSISTORS,VALVES,ETC.	65 794	1 484 241	1 039 539	269 WORN CLOTHING,TEXTL.ARTL	6 854	4 409	289
778 ELECTRIC.MACH.APPLART.NES	575 554	2 096 673	1 465 879	272 FERTILIZERS, CRUDE	170 277	2 447	1 711
781 PASS.MOTOR VEHCLS.EX.BUS	2 803 214	5 771 749	4 034 566	273 STONE, SAND AND GRAVEL	4 796 963	23 209	16 241
782 GOODS,SPCL MOTOR VEH	806 636	1 546 622	1 084 444	274 SULPHUR,UNRSTD.IRON PYRS	26 350	1 199	139
783 ROAD MOTOR VEHICLES NES	917 537	2 412 718	1 695 313	277 NATURAL ABRASIVES, NES	235	6 412	4 509
784 PARTS,TRACTORS,MOTOR VEH	2 347 575	2 728 017	1 904 538	278 OTHER CRUDE MINERALS	5 498 269	66 337	46 538
785 CYCLES,MOTORCYCLES ETC.	25 716	117 127	82 368	281 IRON ORE, CONCENTRATES	17 074	137	95
786 TRAILERS,SEMI-TRAILR,ETC	269 528	265 861	185 683	282 FERROUS WASTE AND SCRAP	491 219	12 900	8 998
791 RAILWAY VEHICLES,EQUIPNT	34 643	43 753	30 500	285 ALUMINIUM ORE,CONCTR.ETC	49 286	969	683
792 AIRCRAFT,ASOCTD.EQUIPNT	85 325	7 757 369	5 396 722	287 ORE,CONCENTR.BASE METALS	43 643	32 792	22 974
793 SHIP,BOAT,FLOAT.STRUCTRS	4 905	11 777	8 222	288 NON-FERROUS WASTE,SCRAP	522 512	97 913	68 310
811 PREFABRICATED BUILDINGS	103 974	8 260	5 795	289 PREC.METAL ORES,CONCTRSTS	1 053	34 719	24 655
812 PLUMBNG,SANITRY,EQPT.ETC	204 664	194 778	136 120	291 CRUDE ANIMAL MATERLS.NES	107 807	17 775	12 394
813 LIGHTNG FIXTURES ETC.NES	61 959	147 323	102 908	292 CRUDE VEG.MATERIALS, NES	118 888	41 450	28 983
821 FURNITURE,CUSHIONS,ETC.	947 409	602 155	420 529	321 COAL,NOT AGGLOMERATED	3 908 075	56 030	38 967
831 TRUNK,SUIT-CASES,BAG,ETC	11 086	42 337	29 566	322 BRIQUETTES,LIGNITE,PEAT	62 262	1 035	720
841 MENS,BOYS CLOTHING,X-KNIT	27 767	223 814	155 391	325 COKE,SEMI-COKE,RET.CARBON	2 503 773	51 147	36 237
842 WOMEN,GIRL CLOTHING,XKNIT	27 152	305 681	211 719	334 PETROLEUM PRODUCTS	36 684 631	900 813	629 357
843 MENS,BOYS CLOTHING,KNIT	3 633	18 396	12 769	335 RESIDUAL PETROL.PRODUCTS	5 255 710	131 710	92 126
844 WOMEN,GIRLS CLOTHING,KNIT	8 683	55 139	38 430	342 LIQUEFIED PROPANE,BUTANE	881 317	28 366	19 720
845 OTHR.TEXTILE APPAREL,NES	36 252	183 335	127 639	344 PETROLEUM GASES, NES	1 162 116	31 527	21 995
846 CLOTHING ACCESSRS,FABRIC	7 739	52 191	36 304	351 ELECTRIC CURRENT, MWH	8	50 392	35 212
848 CLOTHING,NONTEXTL;HEADGEAR	8 010	40 843	28 489	411 ANIMAL OILS AND FATS	84 326	9 890	6 908
851 FOOTWEAR	37 935	153 700	106 988	421 FIXED VEG.FAT,OILS, SOFT	178 122	18 461	12 970
871 OPTICAL INSTRUMENTS,NES	3 022	100 445	70 384	422 FIXED VEG.FAT,OILS,OTHER	112 663	16 577	11 564
872 MEDICAL INSTRUMENTS NES	36 091	339 462	237 069	431 ANIMAL,VEG.FATS,OILS,NES	571 919	62 748	43 903
873 METERS,COUNTERS,NES	10 907	98 443	68 830	511 HYDROCARBONS,NES,DERIVTS	6 868 810	536 453	375 921
874 MEASURE,CONTROL INSTRMNT	71 829	1 221 138	853 115	512 ALCOHOL,PHENOL,ETC.DERIV	1 288 959	152 931	106 928
881 PHOTOGRAPH APPAR.ETC.NES	13 162	185 319	129 902	513 CARBOXYLIC ACIDS,DERIVTS	1 759 241	317 199	221 653
882 PHOTO.CINEMATOGPH.SUPPL	209 851	348 201	243 345	514 NITROGEN-FUNCT.COMPOUNDS	1 576 798	434 582	304 201
883 CINE.FILM EXPOSD.DEVELOPD	10	104	73	515 ORGANO-INORGANIC COMPNDS	1 409 162	374 854	262 388
884 OPTICAL GOODS NES	1 824	108 106	75 556	516 OTHER ORGANIC CHEMICALS	2 041 195	227 180	158 867
885 WATCHES AND CLOCKS	7 944	129 942	90 477	522 INORGANIC CHEM.ELEMENTS	3 836 775	178 865	125 184
891 ARMS AND AMMUNITION	9 696	43 946	30 763	523 METAL.SALTS,INORGAN.ACID	2 002 977	85 474	59 795
892 PRINTED MATTER	1 967 333	624 524	435 534	524 OTHER CHEMICAL COMPOUNDS	345 120	35 783	25 086
893 ARTICLES,NES,OF PLASTICS	1 192 566	1 022 410	713 874	525 RADIO-ACTIVE MATERIALS	1 246	8 152	5 710
894 BABY CARRIAGE,TOYS,GAMES	163 746	258 845	180 933	531 SYNTH.COLOURS,LAKES,ETC.	49 372	43 591	30 387
895 OFFICE,STATIONERY SUPPLS	47 156	155 135	108 663	532 DYEING,TANNING MATERIALS	1 460	2 860	2 003
896 WORKS OF ART,ANTIQUE ETC	91	6 633	4 646	533 PIGMENTS, PAINTS, ETC.	762 133	304 962	212 841
897 GOLD,SILVERWARE,JEWEL NES	546	59 530	41 578	541 MEDICINES,ETC.EXC.GRP542	33 710	105 673	73 703
898 MUSICAL INSTRUMENTS,ETC.	251 866	429 932	299 629	542 MEDICAMENTS	34 923	388 393	271 928
899 MISC MANUFCTRD GOODS NES	73 288	189 347	132 224	551 ESSNTL.OIL,PERFUME,FLAVR	24 310	23 084	16 264
941 COMPL IND PLANT CHAPT 99	130	343	235	553 PERFUMERY,COSMETICS,ETC.	45 412	63 505	44 282
961 COIN NONGOLD NONCURRENT	2	67	45	565 SOAP,CLEANERS,POLISH,ETC	1 542 995	379 238	265 968
971 GOLD,NONMONTY EXCL ORES	212	13 159	9 157	562 FERTILIZER,EXCEPT GRP272	8 136 964	167 916	116 959
972 MONETARY GOLD,GOLD COINS	12	719	505	571 POLYMERS OF ETHYLENE	3 207 124	524 696	366 549
				572 POLYMERS OF STYRENE	1 221 758	248 390	173 487
				573 POLYMERS,VINYL CHLORIDE	658 533	144 507	100 502
				574 POLYACETAL,POLYCARBONATE	1 137 760	358 117	251 070
BELGIUM LUX				575 OTH.PLASTIC,PRIMARY FORM	3 922 816	883 799	617 827
IMPORTS	218 312 882	43 965 444	30 735 472	579 PLASTIC WASTE, SCRAP ETC	39 437	3 900	2 730
001 LIVE ANIMALS	237 507	66 534	46 535	581 PLASTIC TUBE,PIPE,HOSE	73 784	82 230	57 546
011 BOVINE MEAT	112 876	73 983	51 402	582 PLASTIC PLATE,SHEETS,ETC	1 097 323	733 789	512 209
012 OTHER MEAT, MEAT OFFAL	2 531 737	967 153	676 474	583 MONOFUNCTIONAL OF PLASTICS	18 273	22 656	15 845
016 MEAT,ED.OFFL,DRY,SLT,SMK	37 571	41 393	28 906	589 INSECTICIDES, ETC.	103 223	140 997	98 450
017 MEAT,OFFL,PRPD,PRSD,NES	227 881	157 070	109 562	592 STARCHES,INULIN,ETC.	555 803	113 477	79 227
022 MILK AND CREAM	2 063 616	223 435	156 495	593 EXPLOSIVES,PYROTECHNICS	3 502	8 083	5 646
023 BUTTER,OTHER FAT OF MILK	153 330	79 391	55 672	597 PREPRD ADDITIVES,LIQUIDS	395 013	89 734	62 355
024 CHEESE AND CURD	153 744	99 467	69 428	598 MISC.CHEMICAL PRODTS.NES	4 412 530	521 832	365 386
025 EGGS,BIRDS,YOLKS,ALBUMIN	433 464	69 139	48 347	611 LEATHER	4 598	15 685	11 033
034 FISH,FRESH,CHILLED,FROZN	13 106	11 001	7 647	612 MANUFACT. LEATHER ETC.NES	531	1 135	796
035 FISH,DRIED,SALTED,SMOKED	2 040	3 212	2 239	613 FURSKINS,TANNED,DRESSED	2 007	10 077	7 023
036 CRUSTACEANS,MOLLUSCS ETC	8 821	15 686	10 976	621 MATERIALS OF RUBBER	226 930	108 538	75 821
037 FISH ETC.PRPD,PRSD,NES	19 173	16 141	11 304	625 RUBBER TYRES,TUBES,ETC.	499 746	302 408	211 100
041 WHEAT, MESLIN, UNMILLED	286 042	9 533	6 563	629 ARTICLES OF RUBBER, NES	56 154	53 358	37 233
042 RICE	196 720	40 986	28 641	633 CORK MANUFACTURES	163	152	105
043 BARLEY, UNMILLED	5 508	223	154	634 VENEERS, PLYWOOD, ETC.	3 446 865	232 788	162 784
044 MAIZE UNMILLED	269 421	8 639	6 102	635 WOOD MANUFACTURES, NES	228 795	91 810	63 995
045 OTHER CEREALS, UNMILLED	24 756	1 189	836	641 PAPER AND PAPERBOARD	2 556 030	561 603	392 200
046 MEAL,FLOUR OF WHEAT,MSLN	231 787	11 484	8 040	642 PAPER,PAPERBOARD,CUT ETC	475 014	181 796	127 296
047 OTHER CEREAL MEAL,FLOURS	10 777	733	522	651 TEXTILE YARN	444 089	250 497	174 927

7 IMPORTS AND EXPORTS (SPECIAL TRADE) BY COUNTRIES OF PRODUCTION AND CONSUMPTION AND BY GROUPS OF THE SITC-REV. III 1995

GROUP DESCRIPTION	DT = 100 KG	1 000 DM	1 000 \$	GROUP DESCRIPTION	DT = 100 KG	1 000 DM	1 000 \$
652 COTTON FABRICS, WOVEN	48 072	81 419	56 898	882 PHOTO.CINEMATOGRPH.SUPPL	307 509	394 883	276 256
653 FABRICS,MAN-MADE FIBRES	114 098	202 313	141 075	884 OPTICAL GOODS NES	63	3 080	2 143
654 OTH.TEXTILE FABRIC,WOVEN	41 004	49 957	34 865	885 WATCHES AND CLOCKS	2 217	10 586	7 377
655 KNIT.CROCHET.FABRIC NES	8 521	20 896	14 613	891 ARMS AND AMMUNITION	11 714	15 366	10 729
656 TULLE,LACE,EMBROIDRY.ETC	8 012	12 593	8 831	892 PRINTED MATTER	188 997	99 897	69 908
657 SPECIAL YARN,TXTL.FABRIC	256 567	290 028	203 108	893 ARTICLES,NES,OF PLASTICS	665 684	451 023	315 513
658 TEXTILE ARTICLES NES	45 620	75 606	52 612	894 BABY CARRIAGE,TOYS,GAMES	28 911	43 541	30 537
659 FLOOR COVERINGS, ETC.	1 635 011	824 052	575 523	895 OFFICE,STATIONERY SUPPLS	3 524	7 317	5 098
661 LIME,CEMENT,CONSTR.MATRL	12 301 899	149 926	104 579	896 WORKS OF ART,ANTIQUE ETC	141	2 150	1 509
662 CLAY,REFRCT.CONSTR.MATRL	2 442 569	99 139	69 707	897 GOLD,SILVERWARE,JEWEL NES	71	3 008	2 101
663 MINERAL MANUFACTURES,NES	3 270 206	274 136	192 176	898 MUSICAL INSTRUMENTS,ETC.	57 831	160 568	111 990
664 GLASS	2 982 025	451 869	315 927	899 MISC MANUFCTRD GOODS NES	26 017	48 195	33 645
665 GLASSWARE	421 580	55 740	38 830	961 COIN NONGOLD NONCURRENT	8	1 733	1 217
666 POTTERY	30 727	41 082	28 590	971 GOLD,NONMONTY EXCL ORES	258	40 719	28 398
667 PEARLS,PRECIOUS STONES	13	192 262	134 442	972 MONETARY GOLD,GOLD COINS		1 127	793
671 PIG IRON,SPIEGELEISN,ETC	250 908	78 954	54 968				
672 INGOTS ETC.IRON OR STEEL	3 697 782	613 714	427 302	EXPORTS	234 740 633	49 139 000	34 326 439
673 FLAT-ROLLED IRON ETC.	14 337 036	1 095 711	764 065	001 LIVE ANIMALS	265 647	86 072	60 034
674 FLAT-ROLLED PLATED IRON	8 967 341	934 772	653 114	011 BOVINE MEAT	36 087	21 338	14 831
675 FLAT-ROLLED, ALLOY STEEL	1 021 480	391 275	274 266	012 OTHER MEAT, MEAT OFFAL	74 926	24 995	17 358
676 IRON,STL.BAR,SHAPES ETC.	6 470 173	529 313	369 035	016 MEAT,ED.OFFL,DRY,SLT,SMK	8 670	9 363	6 561
677 RAILWAY TRACK IRON,STEEL	35 321	8 096	5 673	017 MEAT,OFFL,PRPD,PRSD,NES	79 653	62 708	43 752
678 WIRE OF IRON OR STEEL	835 997	169 797	118 787	022 MILK AND CREAM	1 894 620	295 917	207 127
679 TUBES,PIPES,ETC.IRON,STL	942 811	126 806	88 448	023 BUTTER,OTHER FAT OF MILK	71 029	46 126	32 594
681 SILVER,PLATINUM,ETC.	477	25 317	17 737	024 CHEESE AND CURD	341 619	194 586	135 718
682 COPPER	1 463 280	742 605	520 432	025 EGGS,BIRDS,YOLKS,ALBUMIN	36 008	5 509	3 891
683 NICKEL	7 186	9 163	6 406	034 FISH,FRESH,CHILLED,FROZN	59 253	33 714	23 565
684 ALUMINIUM	1 422 256	604 808	422 482	035 FISH,DRIED,SALTED,SMOKED	841	1 299	914
685 LEAD	239 232	24 676	17 191	036 CRUSTACEANS,MOLLUSCS ETC	6 622	7 448	5 179
686 ZINC	1 185 425	212 511	148 512	037 FISH ETC.PRPD,PRSD,NES	46 050	27 143	18 914
687 TIN	18 213	16 631	11 581	041 WHEAT, MESLIN, UNMILLED	3 690 179	112 034	78 171
689 MISC.NON-FERR.BASE METAL	10 883	37 297	25 909	042 RICE	43 573	6 271	4 371
691 METALLIC STRUCTURES NES	431 281	206 474	144 148	043 BARLEY, UNMILLED	641 369	18 224	12 696
692 CONTAINERS,STORAGE,TRNSP	228 797	82 015	57 292	044 MAIZE UNMILLED	22 584	3 411	2 418
693 WIRE PRODUCTS EXCL.ELECT	347 459	115 456	81 153	045 OTHER CEREALS, UNMILLED	211 169	5 810	4 051
694 NAILS,SCREWS,NUTS,ETC.	124 321	37 076	25 974	046 MEAL,FLOUR OF WHEAT,MSLN	468 849	20 777	14 373
695 TOOLS	12 798	85 268	59 513	047 OTHER CEREAL MEAL,FLOURS	78 754	3 672	2 614
696 CUTLERY	575	2 210	1 539	048 CEREAL PREPARATIONS	599 082	155 058	107 974
697 HOUSEHOLD EQUIPMENT,NES	23 689	31 301	21 913	054 VEGETABLES	335 151	32 160	22 337
699 MANUFACTS.BASE METAL,NES	255 201	144 232	101 090	056 VEGETABLES,PRPD,PRSD,NES	126 340	35 986	25 202
711 STEAM GENER,BOILERS,ETC.	3 079	5 661	3 899	057 FRUIT,NUTS EXCL.OIL NUTS	179 105	25 412	17 681
712 STEAM TURBINES	66	1 520	1 064	058 FRUIT,PRESERVED,PREPARED	151 563	47 711	33 354
713 INTRNL COMBUS PSTN ENGIN	18 282	31 065	21 720	059 FRUIT, VEGETABLE JUICES	1 145 050	114 358	79 652
714 ENGINES,MOTORS NON-ELECT	585	10 952	7 660	061 SUGARS,MOLASSES,HONEY	889 760	113 334	79 425
716 ROTATING ELECTRIC PLANT	9 709	20 788	14 536	062 SUGAR CONFECTIONERY	41 389	21 463	14 971
718 OTH.POWR.GENRTNG.MACHNRY	1 253	43 840	31 131	071 COFFEE,COFFEE SUBSTITUTE	189 340	197 509	138 402
721 AGRIC.MACHINES,EX.TRACTR	62 771	72 260	50 699	072 COCOA	124 150	44 311	31 049
722 TRACTORS	684	513	362	073 CHOCOLATE,OTH.COCOA PREP	187 147	100 361	69 940
723 CIVIL ENGINEERING EQUIPT	402 762	418 850	293 272	074 TEA AND MATE	2 212	2 767	1 936
724 TEXTILE,LEATHER MACHINES	37 075	50 544	34 975	075 SPICES	5 568	4 623	3 230
725 PAPER,PULP MILL MACHINES	34 588	67 549	47 374	081 ANIMAL FEED STUFF	2 359 103	120 262	83 849
726 PRINTING,BOOKBINDING MACHS	9 524	24 886	17 415	091 MARGARINE AND SHORTENING	35 417	7 424	5 161
727 FOOD-PROCESS.MCH.NON DOM	1 090	2 630	1 843	098 EDIBLE PROD.PREPRTNS,NES	393 811	137 846	96 423
728 OTH.MACH,PTS,SPCL INDUST	65 133	109 327	76 135	111 NON-ALCOHOL.BEVERAGE,NES	792 321	48 325	33 851
731 METAL REMOVAL WORK TOOLS	2 674	8 259	5 794	112 ALCOHOLIC BEVERAGES	221 142	55 623	38 763
733 MACH-TOOLS,METAL-WORKING	26 756	50 182	35 010	121 TOBACCO, UNMANUFACTURED	14 393	10 018	6 976
735 PARTS,NES,FOR MACH-TOOLS	10 414	16 110	11 268	122 TOBACCO, MANUFACTURED	39 283	67 186	46 865
737 METALWORKING MACHNRY NES	45 441	31 712	22 215	211 HIDES,SKINS(EX.FURS),RAW	38 125	11 431	7 937
741 HEATING,COOLING EQUIP,PART	30 078	72 904	50 713	212 FURSKINS, RAW	161	2 947	2 053
742 PUMPS FOR LIQUIDS,PARTS	11 859	60 518	42 248	222 OILSEED(SFT, FIX VEG.OIL)	1 197 046	51 200	35 934
743 PUMPS NES,CENTRIFUGS ETC	72 846	176 156	123 158	223 OILSEED(OTH, FIX VEG.OIL)	12 416	801	558
744 MECHANICAL HANDLING EQUIP	72 313	44 031	30 870	231 NATURAL RUBBER, ETC.	32 793	6 620	4 608
745 OTH.NONELEC MCH,TOOL,NES	14 141	33 944	23 902	232 SYNTHETIC RUBBER, ETC.	782 086	118 557	82 893
746 BALL OR ROLLER BEARINGS	11 306	17 589	119 183	245 FUEL WOOD, WOOD CHARCOAL	131 376	1 246	878
747 TAPS,COCKS,VALVES,ETC.	41 565	170 940	44 714	246 WOOD IN CHIPS, PARTICLES	1 481 580	11 598	8 120
748 TRANSMISSIONS SHAFTS ETC	53 699	63 976	56 197	247 WOOD ROUGH,ROUGH SQUARED	1 293 970	12 603	8 827
749 NON-ELECT MACH.PARTS,ETC	36 762	80 626	17 370	248 WOOD, SIMPLY WORKED	1 063 476	60 962	42 622
751 OFFICE MACHINES	1 347	24 649	112 662	251 PULP AND WASTE PAPER	413 690	14 179	9 900
752 AUTOMATC.DATA PROC.EQUIP	17 146	161 589	71 362	261 SILK	60	83	58
759 PARTS,FOR OFFICE MACHINS	6 244	101 853	133 107	263 COTTON	21 948	4 282	2 955
761 TELEVISION RECEIVERS ETC	63 014	191 364	5 598	264 JUTE,OTH.TEXTL.BAST FIBR	2 836	249	169
762 RADIO-BROADCAST RECEIVER	1 657	7 965	15 005	265 VEGETABLE TEXTILE FIBRES	1 501	415	290
763 SOUND RECORDER,PHONOGRPH	2 395	21 581	162 306	266 SYNTHETIC FIBRES	186 834	77 722	54 280
764 TELECOMM.EQUIP.PARTS NES	44 470	232 483	21 826	267 OTHER MAN-MADE FIBRES	215 611	93 314	65 416
771 ELECT POWER MACHNRY.PARTS	16 177	31 132	183 259	268 WOOL, OTHER ANIMAL HAIR	21 614	7 000	4 890
772 ELEC.SWITCH.RELAY.CIRCUIT	35 194	233 812	95 313	269 WOVEN CLOTHING,TEXTL.ARTL	284 528	20 383	14 289
773 ELECTR DISTRIBT.EQPT NES	174 484	136 510	2 565	272 FERTILIZERS, CRUDE	633 714	5 204	3 652
774 ELECTRO-MEDCL.XRAY EQUIP	337	3 711	16 129	273 STONE, SAND AND GRAVEL	26 046 252	60 012	42 057
775 DOM.ELEC,NON-ELEC.EQUIPT	9 880	23 050	79 614	274 SULPHUR,UNRSTD.IRON PYRS	1 987 003	19 914	13 983
776 TRANSISTORS,VALVES,ETC.	17 409	113 574	244 575	277 NATURAL ABRASIVES, NES	174 538	31 732	22 457
778 ELECTRIC MACH,APPART,ETC.	211 980	349 603	5 915 923	278 OTHER CRUDE MINERALS	16 187 569	81 472	57 169
781 PASS.MOTOR VEHCLS.EX.BUS	4 561 913	8 454 143	362 420	281 IRON ORE, CONCENTRATES	508 313	904	630
782 GOODS,SPCL TRANSPORT VEH	393 362	505 823	66 401	282 FERROUS WASTE AND SCRAP	13 354 985	404 319	282 089
783 ROAD MOTOR VEHICLES NES	55 984	80 487	480 108	285 ALUMINIUM ORE,CONCTR,ETC	46 134	7 591	5 288
784 PARTS,TRACTORS,MOTOR VEH	748 815	687 345	13 992	287 ORE,CONCENTR.BASE METALS	1 517	118	84
785 CYCLES,MOTORCYCLES ETC.	15 663	20 018	44 795	288 NON-FERROUS WASTE,SCRAP	1 678 155	310 998	216 566
786 TRAILERS,SEMI-TRAILR,ETC	77 788	63 815	41 805	289 PREC.METAL ORES,CONCTR	17 478	18 826	13 288
791 RAILWAY VEHICLES.EQUIPT	26 948	59 957	97 939	291 CRUDE ANIMAL MATERLS,NES	540 128	21 443	14 987
792 AIRCRAFT,ASSOCTD.STRUCTS	4 797	139 980	553	292 CRUDE VEG.MATERIALS, NES	69 550	40 198	27 485
793 SHIP,BOAT,FLOAT.STRUCTS	265	791	50 882	321 COAL,NOT AGGLOMERATED	13 349 471	223 980	157 794
811 PREFABRICATED BUILDINGS	256 899	72 835	119 036	322 BRIQUETTES,LIGNITE,PEAT	3 322 039	42 573	29 657
812 PLUMBING,SANITRY,EQPT.ETC	324 752	170 396	56 315	325 COKE,SEMI-COKE,RET.CARBON	580 722	10 728	7 575
813 LIGHTING FIXTURES ETC.NES	76 594	80 702	240 841	334 PETROLEUM PRODUCTS	7 547 620	198 759	138 730
821 FURNITURE,CUSHIONS,ETC.	468 673	345 168	69 277	335 RESIDUAL PETROL.PRODUCTS	1 342 205	43 190	30 216
831 TRUNK,SUIT-CASES,BAG,ETC	54 396	99 252	132 636	342 LIQUEFIED PROPANE,BUTANE	188 135	4 883	3 447
841 MENS,BOYS CLOTHING,X-KNIT	41 659	190 060	60 041	344 PETROLEUM GASES, NES			
842 WOMEN,GIRL CLOTHING,XKNIT	13 054	86 140	5 063	351 ELECTRIC CURRENT			
843 MENS,BOYS CLOTHING,KNIT	2 463	7 252	16 487	411 ANIMAL OILS AND FATS	297 850	18 941	13 312
844 WOMEN,GIRLS CLOTHING,KNIT	3 025	23 490	61 132	421 FIXED VEG.FAT,OILS, SOFT	349 540	33 997	23 679
845 OTHR.TEXTILE APPAREL,NES	21 739	67 644	20 113	422 FIXED VEG.FAT,OILS,OTHER	35 010	6 556	4 581
846 CLOTHING ACCESSRS,FABRIC	14 411	28 830	10 014	431 ANIMAL,VEG.FATS,OILS,NES	293 090	36 768	25 760
848 CLOTHING,NONTXTL;HEADGEAR	13 146	14 290	17 884	511 HYDROCARBONS,NES,DERIVTS	7 845 663	528 171	370 282
851 FOOTWEAR	13 102	25 460	4 902	512 ALCOHOL,PHENOL,ETC.DERIV	1 960 002	310 887	217 530
871 OPTICAL INSTRUMENTS,NES	284	6 929	20 089	513 CARBOXYLIC ACIDS,DERIVTS	1 686 654	283 916	198 447
872 MEDICAL INSTRUMENTS NES	10 230	28 711	29 760	514 NITROGEN-FUNCT.COMPOUNDS	1 108 557	274 516	189 773
873 METERS,COUNTERS,NES	4 606	42 556	78 065	515 ORGANO-INORGANIC COMPNDS	512 787	216 395	151 038
874 MEASURE,CONTROL INSTRMNT	22 986	111 919	10 707	516 OTHER ORGANIC CHEMICALS	2 549 706	352 250	247 027
881 PHOTOGRAPH APPAR.ETC.NES	1 167	15 396					

7 IMPORTS AND EXPORTS (SPECIAL TRADE) BY COUNTRIES OF PRODUCTION AND CONSUMPTION AND BY GROUPS OF THE SITC-REV. III 1995

GROUP DESCRIPTION	DT = 100 KG	1 000 DM	1 000 \$	GROUP DESCRIPTION	DT = 100 KG	1 000 DM	1 000 \$
522 INORGANIC CHEM.ELEMENTS	8 015 109	258 138	180 457	751 OFFICE MACHINES	12 020	68 086	47 478
523 METAL.SALTS,INORGAN.ACID	3 804 236	145 356	101 668	752 AUTOMATC.DATA PROC.EQUIP	38 324	474 819	331 688
524 OTHER CHEMICAL COMPOUNDS	138 481	44 110	30 771	759 PARTS,FOR OFFICE MACHINS	11 767	254 078	177 574
525 RADIO-ACTIVE MATERIALS		186	6 615	761 TELEVISION RECEIVERS ETC	24 658	67 735	47 197
531 SYNTH.COLOURS,LAKES,ETC.	65 733	120 417	84 024	762 RADIO-BROADCAST RECEIVER	5 526	49 892	34 767
532 DYEING,TANNING MATERIALS	8 746	3 769	2 647	763 SOUND RECORDER,PHONOGRPH	11 667	82 465	57 502
533 PIGMENTS, PAINTS, ETC.	1 287 713	461 955	322 395	764 TELECOMM.EQUIP.PARTS NES	33 880	694 246	486 318
541 MEDICINES,ETC.EXC.GRP542	21 524	161 747	112 640	771 ELECT.POWER MACHNRY.PARTS	35 674	94 388	66 072
542 MEDICAMENTS	60 097	478 999	334 536	772 ELECT.SWITCH.RELAY.CIRCUIT	137 387	703 624	491 668
551 ESSNTL.OIL,PERFUME,FLAVR	19 888	40 943	28 590	773 ELECTR.DISTRIB.EQPT NES	179 393	193 929	135 500
553 PERFUMERY,COSMETICS,ETC.	153 666	108 057	75 568	774 ELECTRO-MEDICAL,XRAY EQUIP	3 602	78 685	55 185
554 SOAP,CLEANERS,POLISH,ETC	1 159 404	268 351	187 329	775 DOM.ELEC.NON-ELEC.EQUIPT	309 406	403 661	282 612
562 FERTILIZER,EXCEPT GRP272	12 896 080	245 408	172 719	776 TRANSISTORS, VALVES,ETC.	94 917	327 586	228 937
571 POLYMERS OF ETHYLENE	1 154 493	161 903	112 912	778 ELECTRIC.MACH.APART.NES	386 802	772 538	538 616
572 POLYMERS OF STYRENE	608 896	115 244	80 805	781 PASS.MOTOR VEHCLS.EX.BUS	4 614 642	7 049 187	4 926 811
573 POLYMERS,VINYL CHLORIDE	750 898	148 805	103 995	782 GOODS,SPLC TRANSPORT VEH	304 729	389 173	271 975
574 POLYACETAL,POLYCARBONATE	748 402	317 369	222 379	783 ROAD MOTOR VEHICLES NES	143 250	241 012	168 622
575 OTH.PLASTIC,PRIMARY FORM	2 502 452	709 393	495 703	784 PARTS,TRACTORS,MOTOR VEH	4 911 724	4 422 997	3 088 047
579 PLASTIC WASTE, SCRAP ETC	137 096	6 498	4 521	785 CYCLES,MOTORCYCLES ETC.	10 072	32 901	23 015
581 PLASTIC TUBE,PIPE,HOSE	150 600	135 720	94 856	786 TRAILERS,SEMI-TRAILER,ETC	216 608	173 891	121 731
582 PLASTIC PLATE,SHEETS,ETC	671 140	422 241	295 078	791 RAILWAY VEHICLES.EQUIPNT	62 909	64 718	44 578
583 MONOFILAMENT OF PLASTICS	123 512	95 656	66 865	792 AIRCRAFT,ASSOCTD.EQUIPNT	62 414	37 292	26 058
591 INSECTICIDES, ETC.	97 138	105 905	74 568	793 SHIP,BOAT,FLOAT,STRUCTRS	16 920	1 649	1 162
592 STARCHES,INULIN,ETC.	226 105	97 697	68 141	800 CPL INDL PLANT CHAP 90/94	117	1 947	1 380
593 EXPLOSIVES,PYROTECHNICS	7 037	4 661	3 242	811 PREFABRICATED BUILDINGS	22 643	5 699	3 991
597 PREPRD.ADDITIVES,LIQUIDS	235 940	73 394	51 229	812 PLUMBNG,SANITRY,EQPT.ETC	128 772	126 625	88 427
598 MISC.CHEMICAL PRDTS.NES	3 706 897	582 713	407 982	813 LIGHTNG FIXTURES ETC.NES	33 529	84 334	58 932
600 CPL INDL PLANT CHAP 69-76	7 274	7 464	5 247	821 FURNITURE,CUSHIONS,ETC.	806 815	601 664	420 540
611 LEATHER	4 925	5 380	3 778	831 TRUNK,SUIT-CASES,BAG,ETC	5 197	22 309	15 548
612 MANUFACT. LEATHER ETC.NES	1 163	5 117	3 580	841 MENS,BOYS CLOTHING,X-KNIT	23 126	203 036	140 886
613 FURSKINS,TANNED,DRESSED	2 675	4 508	3 157	842 WOMEN,GIRL CLOTHING,XKNIT	21 182	365 849	252 673
621 MATERIALS OF RUBBER	100 373	102 844	71 731	843 MENS,BOYS CLOTHING,KNIT	2 872	18 984	13 165
625 RUBBER TYRES,TUBES,ETC.	555 512	372 212	260 835	844 WOMEN,GIRLS CLOTHING,KNIT	6 479	58 236	40 328
629 ARTICLES OF RUBBER, NES	71 094	141 244	98 581	845 OTHR,TEXTILE APPAREL,NES	19 492	177 630	123 296
633 CORK MANUFACTURES	909	1 810	1 261	846 CLOTHING ACCESSORIES,FABRIC	3 887	33 043	22 982
634 VENEERS, PLYWOOD, ETC.	1 154 777	129 525	90 459	848 CLOTHING,NONTXLT,HEADGEAR	5 329	34 673	24 026
635 WOOD MANUFACTURES, NES	559 198	96 374	67 433	851 FOOTWEAR	21 876	117 000	81 289
641 PAPER AND PAPERBOARD	5 352 837	866 281	604 794	871 OPTICAL INSTRUMENTS,NES		864	23 759
642 PAPER,PAPERBOARD,CUT ETC	1 469 640	636 448	444 242	872 MEDICAL INSTRUMENTS NES	13 857	96 079	67 177
651 TEXTILE YARN	578 412	379 695	264 922	873 METERS,COUNTERS,NES	10 099	98 409	68 555
652 COTTON FABRICS, WOVEN	38 263	64 877	45 403	874 MEASURE,CONTROL INSTRMNT	30 901	496 329	346 471
653 FABRICS,MAN-MADE FIBRES	84 689	106 032	73 984	881 PHOTOGRAPH APPAR.ETC.NES	4 604	53 066	36 375
654 OTH.TEXTILE FABRIC,WOVEN	11 158	21 547	15 009	882 PHOTO.CINEMATOGRPH.SUPPL	99 941	146 986	102 951
655 KNIT.CROCHET.FABRIC NES	28 888	49 586	34 651	884 OPTICAL GOODS NES		558	44 738
656 TULLE,LACE,EMBROIDRY.ETC	9 006	23 174	16 149	885 WATCHES AND CLOCKS	2 943	41 727	29 175
657 SPECIAL YARN,TXTL.FABRIC	201 321	186 376	129 818	891 ARMS AND AMMUNITION	1 694	7 411	5 185
658 TEXTILE ARTICLES NES	36 447	45 719	31 924	892 PRINTED MATTER	230 275	274 907	191 827
659 FLOOR COVERINGS, ETC.	183 221	85 291	59 548	893 ARTICLES,NES,OF PLASTICS	646 501	567 784	396 389
661 LIME,CEMENT,CONSTR.MATRL	2 806 578	59 496	41 567	894 BABY CARRIAGE,TOYS,GAMES	72 868	164 995	115 546
662 CLAY,REFRCT.CONSTR.MATRL	1 607 978	142 473	99 562	895 OFFICE,STATIONERY SUPPLS	13 955	39 517	27 614
663 MINERAL MANUFACTURES,NES	1 885 380	160 540	112 255	896 WORKS OF ART,ANTIQUE ETC		55	5 862
664 GLASS	1 023 340	183 175	128 074	897 GOLD,SILVERWARE,JEWEL NES		350	45 686
665 GLASSWARE	937 144	100 821	70 495	898 MUSICAL INSTRUMENTS,ETC.	102 224	186 680	130 969
666 POTTERY	39 361	54 191	37 914	899 MISC.MANUFCTRD GOODS NES	63 959	83 870	58 573
667 PEARLS,PRECIOUS STONES		8	60 521	941 COMPL INDL PLANT CHAPT 99	7 048	12 501	8 861
671 PIG IRON,SPIEGELEISN,ETC	510 463	54 946	38 566	961 COIN NONGOLD NONCURRENT			87
672 INGOTS ETC.IRON OR STEEL	1 168 916	64 083	44 772	971 GOLD,NONMONEY EXCL DRES	249	20 008	14 098
673 FLAT-ROLLED IRON ETC.	5 677 562	506 567	354 590	972 MONETARY GOLD,GOLD COINS	4	3 061	2 148
674 FLAT-ROLLED PLATED IRON	2 599 913	319 811	223 278				
675 FLAT-ROLLED, ALLOY STEEL	2 673 823	671 470	466 472	NETHERLANDS			
676 IRON,STL.BAR,SHAPES ETC.	7 356 876	532 330	369 690	IMPORTS	641 523 639	58 175 559	40 669 672
677 RAILWAY TRACK IRON,STEEL		5 448	3 783	001 LIVE ANIMALS	1 757 621	453 452	317 684
678 WIRE OF IRON OR STEEL	197 438	41 821	29 180	011 BOVINE MEAT	507 633	356 301	249 763
679 TUBES,PIPES,ETC.IRON,STL	806 356	224 346	157 200	012 OTHER MEAT, MEAT OFFAL	5 160 841	1 762 797	1 233 155
681 SILVER,PLATINUM,ETC.		26 198	18 355	016 MEAT,ED.OFFL,DRY,SLT,SMK	9 059	10 657	7 422
682 COPPER	304 922	206 856	144 400	017 MEAT,OFFL,PRPD,PRSTD,NES	301 964	177 672	124 091
683 NICKEL	44 362	52 228	36 333	022 MILK AND CREAM	933 102	204 013	143 021
684 ALUMINIUM	877 161	417 204	291 874	023 BUTTER,OTHER FAT OF MILK	922 199	508 402	352 019
685 LEAD	59 838	11 621	8 113	024 CHEESE AND CURED	2 062 238	1 457 843	1 019 847
686 ZINC	162 168	31 834	22 347	025 EGGS,BIRDS,YOLKS,ALBUMIN	2 159 999	364 632	255 395
687 TIN	1 971	2 362	1 647	034 FISH,FRESH,CHILLED,FROZN	172 315	129 126	90 317
689 MISC.NON-FERR.BASE METAL	18 147	16 390	11 346	035 FISH,DRIED,SALTED,SMOKED	78 451	34 326	23 971
691 METALLIC STRUCTURES NES	422 469	195 224	136 286	036 CRUSTACEANS,MOLLUSCS ETC	66 702	29 749	20 686
692 CONTAINERS,STORAGE,TRNSP	236 397	101 669	71 009	037 FISH ETC.PRPD,PRSTD,NES	147 497	89 198	62 311
693 WIRE PRODUCTS EXCL.ELECT	738 856	72 842	51 200	041 WHEAT, MESLIN, UNMILLED	852 695	26 359	18 633
694 NAILS,SCREWS,NUTS,ETC.	152 731	115 831	80 871	042 RICE	72 125	9 765	6 832
695 TOOL	70 189	240 433	167 888	043 BARLEY, UNMILLED	248 367	9 332	6 514
696 CUTLERY	10 630	41 178	28 714	044 MAIZE UNMILLED	698 755	21 838	15 475
697 HOUSEHOLD EQUIPMENT,NES	56 162	60 559	42 279	045 OTHER CEREALS, UNMILLED	123 315	5 702	3 974
699 MANUFACTS.BASE METAL,NES	742 823	716 112	500 095	046 MEAL,FLOUR OF WHEAT,MESLN	52 483	2 645	1 849
700 CPL INDL PLANT (84/85/87)	7 524	19 935	14 078	047 OTHER CEREAL MEAL,FLOURS	38 911	2 832	1 980
711 STEAM GENER. BOILERS,ETC.	4 325	7 727	5 467	048 CEREAL PREPARATIONS	1 393 158	378 648	265 007
712 STEAM TURBINES	210	2 227	1 556	054 VEGETABLES	15 296 548	1 949 640	1 369 381
713 INTRNL COMBUS PSTN ENGIN	464 142	823 697	575 179	056 VEGETABLES,PRPD,PRSTD,NES	4 430 480	781 563	546 738
714 ENGINES,MOTORS NON-ELECT	892	77 977	56 064	057 FRUIT,NUTS EXCL.OIL NUTS	1 967 805	185 436	129 754
716 ROTATING ELECTRIC PLANT	96 314	150 201	104 996	058 FRUIT,PRESERVED,PREPARED	397 270	81 919	57 287
718 OTH.POWR.GENRTNG.MACHNRY	9 481	109 118	77 134	059 FRUIT,VEGETABLE JUICES	339 287	93 603	65 401
721 AGRIC.MACHINES,EX.TRACTR	84 807	83 185	58 085	061 SUGARS,MOLASSES,HONEY	2 157 866	170 580	119 244
722 TRACTORS	41 205	58 249	40 826	062 SUGAR CONFECTIONERY	270 327	116 416	81 299
723 CIVIL ENGINEERING EQUIPT	177 150	161 267	112 666	071 COFFEE,COFFEE SUBSTITUTE	19 829	23 284	16 258
724 TEXTILE,LEATHER MACHINES	60 776	197 050	137 617	072 COCOA	857 520	348 611	243 412
725 PAPER,PULP MILL MACHINES	40 655	120 407	84 847	073 CHOCOLATE,OTH.COCOA PREP	521 418	238 277	166 923
726 PRINTING,BOOKBINDING MACHS	40 001	170 646	119 925	074 TEA AND MATE	8 017	12 673	8 779
727 FOOD-PROCESS.MCH.NON DOM	8 487	42 506	29 678	075 SPICES	37 981	16 403	11 481
728 OTH.MACH,PTS,SPLC INDUST	182 252	445 067	311 059	081 ANIMAL FEED STUFF	14 419 314	703 734	492 096
731 METAL REMOVAL WORK TOOLS	22 378	88 372	62 048	091 MARGARINE AND SHORTENING	119 158	30 766	21 496
733 MACH-TOOLS,METAL-WORKING	10 759	30 071	21 042	098 EDIBLE PROD.PREPRTNS,NES	1 103 001	366 266	256 294
735 PARTS,NES,FOR MACH-TOOLS	11 234	58 585	40 840	111 NON-ALCOHOL.BEVERAGE,NES	960 378	76 145	53 488
737 METALWORKING MACHNRY NES	238 793	144 079	101 104	112 ALCOHOLIC BEVERAGES	935 858	121 388	85 049
741 HEATING,COOLNG EQUIP,PART	126 758	290 319	202 757	121 TOBACCO, UNMANUFACTURED	6 268	2 424	1 715
742 PUMPS FOR LIQUIDS,PARTS	42 740	164 253	114 632	122 TOBACCO, MANUFACTURED	145 480	360 886	253 022
743 PUMPS NES,CENTRIFUGS ETC	194 948	396 236	277 174	211 HIDES,SKINS(EX.FURS),RAW	134 264	34 841	24 672
744 MECHANICAL HANDLING EQUIP	227 533	315 731	221 005	212 FURSKINS, RAW		84	3 244
745 OTH.NONELEC MCH,TOOL,NES	72 887	288 773	201 951	222 OILSEED(SFT.FIX VEG.OIL)	766 437	36 567	25 233
746 BALL OR ROLLER BEARINGS	66 338	168 288	117 627	223 OILSEED(OTH.FIX.VEG.OIL)	159 917	10 784	7 567
747 TAPS,COCKS,VALVES,ETC.	78 038	312 950	218 348	231 NATURAL RUBBER, ETC.	22 107	5 350	3 793
748 TRANSMISSIONS,SHAFTS,ETC	241 026	206 009	143 817				
749 NON-ELECT MACH,PARTS,ETC	58 715	132 336	91 906				

7 IMPORTS AND EXPORTS (SPECIAL TRADE) BY COUNTRIES OF PRODUCTION AND CONSUMPTION AND BY GROUPS OF THE SITC-REV. III 1995

GROUP DESCRIPTION	DT = 100 KG	1 000 DM	1 000 \$	GROUP DESCRIPTION	DT = 100 KG	1 000 DM	1 000 \$
232 SYNTHETIC RUBBER, ETC.	426 646	94 151	65 877	682 COPPER	199 924	94 899	66 389
245 FUEL WOOD, WOOD CHARCOAL	41 873	1 093	762	683 NICKEL	3 176	3 795	2 682
246 WOOD IN CHIPS, PARTICLES	1 433 523	11 169	7 804	684 ALUMINIUM	2 520 969	971 649	679 287
247 WOOD ROUGH,ROUGH SQUARED	648 731	10 846	7 588	685 LEAD	47 987	5 210	3 633
248 WOOD, SIMPLY WORKED	361 330	50 612	35 400	686 ZINC	542 436	94 247	65 974
251 PULP AND WASTE PAPER	6 351 475	254 374	178 483	687 TIN	15 595	16 637	11 636
253 COTTON	20 893	2 433	1 715	689 MISC.NON-FERR.BASE METAL	23 912	16 535	11 518
254 JUTE,OTH.TEXTL.BAST FIBR	2 271	187	127	691 METALLIC STRUCTURES NES	815 949	251 870	175 884
255 VEGETABLE TEXTILE FIBRES	5 235	629	434	692 CONTAINERS,STORAGE,TRNSP	218 426	104 646	73 425
266 SYNTHETIC FIBRES	100 749	37 062	25 767	693 WIRE PRODUCTS EXCL.ELECT	2 884 482	170 597	120 551
267 OTHER MAN-MADE FIBRES	79 366	10 256	7 161	694 NAILS,SCREWS,NUTS,ETC.	198 522	82 021	57 370
268 WOOL, OTHER ANIMAL HAIR	2 650	1 715	1 201	695 TOOLS	43 626	114 068	79 809
269 WORN CLOTHING,TEXTL.ARTL	64 579	6 707	4 683	696 CUTLERY	4 878	20 036	14 110
272 FERTILIZERS, CRUDE	497 973	4 309	3 036	697 HOUSEHOLD EQUIPMENT,NES	73 723	71 589	50 110
273 STONE, SAND AND GRAVEL	10 272 912	26 683	18 713	699 MANUFACTS.BASE METAL,NES	517 165	360 550	252 308
274 SULPHUR,UNRSTD.IRON PYRS	53 325	453	314	711 STEAM GENER. BOILERS,ETC.	13 548	14 826	10 399
277 NATURAL ABRASIVES, NES	2 071	1 581	1 110	712 STEAM TURBINES	1 143	3 476	2 450
278 OTHER CRUDE MINERALS	18 654 551	171 570	120 417	713 INTRNL COMBUS PSTN ENGIN	35 527	67 988	47 572
282 FERROUS WASTE AND SCRAP	2 104 889	66 697	46 620	714 ENGINES,MOTORS NON-ELECT	4 998	106 270	74 212
285 ALUMINIUM ORE,CONCTR.ETC	243 351	21 516	14 991	716 ROTATING ELECTRIC PLANT	33 893	70 106	49 163
287 ORE,CONCENTR.BASE METALS	39 029	25 661	17 852	718 OTH.POWR.GENRTNG.MACHNRY	13 257	17 276	12 083
288 NON-FERROUS WASTE,SCRAP	1 423 797	301 095	210 131	721 AGRIC.MACHINES,EX.TRACTR	68 651	86 973	60 910
289 PREC.METAL ORES,CONCRTS	2 172	10 354	7 253	722 TRACTORS	8 253	8 626	6 031
291 CRUDE ANIMAL MATERLS,NES	1 759 910	90 785	63 313	723 CIVIL ENGINEERING EQUIPT	77 471	64 560	45 142
292 CRUDE VEG.MATERIALS, NES	4 540 957	2 592 004	1 813 417	724 TEXTILE,LEATHER MACHINES	26 293	58 304	40 736
321 COAL,NOT AGGLOMERATED	4 355 886	37 060	25 911	725 PAPER,PULP MILL MACHINES	22 328	34 211	23 942
322 BRIQUETTES,LIGNITE,PEAT	756 615	11 136	7 798	726 PRINTING,BOOKBINDNG MACHS	30 133	66 189	46 139
325 COKE,SEMI-COKE,RET.CARBN	2 661 339	40 886	28 435	727 FOOD-PROCESS.MCH.NON DOM	16 273	59 219	41 144
333 PETROLEUM OILS, CRUDE	2 195 304	35 035	24 387	728 OTH.MACH,PTS,SPCL INDUST	159 093	276 141	193 201
334 PETROLEUM PRODUCTS	198 291 254	4 682 477	3 280 676	731 METAL REMOVAL WORK TOOLS	8 511	29 580	20 949
335 RESIDUAL PETROL.PRODUCTS	4 742 048	135 502	94 895	733 MACH-TOOLS,METAL-WORKING	5 074	13 561	9 491
342 LIQUEFIED PROPANE,BUTANE	2 716 882	82 669	57 564	735 PARTS,NES,FOR MACH-TOOLS	19 742	34 531	24 146
344 PETROLEUM GASES, NES	216 904	8 413	5 923	737 METALWORKING MACHNRY NES	21 118	34 805	24 481
351 ELECTRIC CURRENT	.	.	.	741 HEATING,COOLING EQUIP,PART	73 632	153 924	107 244
411 ANIMAL OILS AND FATS	323 768	34 091	23 876	742 PUMPS FOR LIQUIDS,PARTS	21 403	54 104	37 781
421 FIXED VEG.FAT,OILS, SOFT	1 853 594	191 597	133 461	743 PUMPS,NES,CENTRIFUGS ETC	37 275	100 446	70 395
422 FIXED VEG.FAT,OILS,OTHER	687 693	83 051	57 952	744 MECHANICAL HANDLING EQUIP	171 394	224 858	157 450
431 ANIMAL,VEG.FATS,OILS,NES	1 917 899	179 869	125 671	745 OTH.NONELEC MCH,TOOL,NES	40 701	109 504	76 351
511 HYDROCARBONS,NES,DERIVTS	8 407 972	697 530	489 585	746 BALL OR ROLLER BEARINGS	41 405	60 438	42 811
512 ALCOHOL,PHENOL,ETC.DERIV	5 126 973	317 780	221 707	747 TAPS,COCKS,VALVES,ETC.	48 032	98 529	68 609
513 CARBOXYLIC ACIDS,DERIVTS	1 707 815	376 015	262 817	748 TRANSMISSIONS SHAFTS ETC	60 616	39 425	27 525
514 NITROGEN-FUNCT.COMPOUNDS	1 070 986	216 887	151 934	749 NON-ELECT MACH.PARTS,ETC	29 216	71 568	49 830
515 ORGANO-INORGANIC COMPNDS	185 223	126 142	87 441	751 OFFICE MACHINES	69 517	341 894	238 691
516 OTHER ORGANIC CHEMICALS	2 162 023	257 908	180 302	752 AUTOMATC.DATA PROC.EQUIP	58 478	679 515	474 159
522 INORGANIC CHEM.ELEMENTS	4 203 188	241 528	168 906	753 PARTS,FOR OFFICE MACHINS	42 083	449 949	313 422
523 METAL. SALTS, INDRGAN.ACID	2 204 337	125 665	88 000	754 TELEVISION RECEIVERS ETC	5 953	17 978	12 513
524 OTHER CHEMICAL COMPOUNDS	505 921	61 587	43 136	762 RADIO-BROADCAST RECEIVER	4 232	22 085	15 597
525 RADIO-ACTIVE MATERIALS	2 061	76 799	53 030	763 SOUND RECORDER,PHONOGRPH	1 178	11 572	8 082
531 SYNTH.COLOURS,LAKES,ETC.	14 239	22 957	16 050	764 TELECOMM.EQUIP.PARTS NES	34 489	335 854	234 328
532 DYEING,TANNING MATERIALS	5 077	5 818	4 096	771 ELECT POWER MACHNY.PARTS	16 054	46 404	32 545
533 PIGMENTS, PAINTS, ETC.	1 017 199	408 936	285 537	772 ELEC.SWITCH.RELAY.CIRCUIT	36 966	242 883	169 775
541 MEDICINES,ETC.EXC.GRPS42	19 059	174 786	121 975	773 ELECTR DISTRIB.EQPT NES	120 252	108 929	76 438
542 MEDICAMENTS	47 263	267 536	186 994	774 ELECTRO-MEDCL.XRAY EQUIP	11 880	251 687	176 714
551 ESSNTL.OIL,PERFUME,FLAVR	54 006	81 486	57 163	775 DOM.ELEC.NON-ELEC.EQUIPT	91 344	157 463	109 600
553 PERFUMERY,COSMETICS,ETC.	122 775	99 936	69 983	776 TRANSISTORS,VALVES,ETC.	33 876	424 767	297 364
554 SOAP,CLEANERS,POLISH,ETC	1 161 426	206 583	144 668	778 ELECTRIC.MACH.APPART.NES	362 563	420 104	292 795
562 FERTILIZER,EXCEPT GRP272	21 878 861	505 105	353 162	781 PASS.MOTOR VEHCLS.EX.BUS	258 054	515 195	360 551
571 POLYMERS OF ETHYLENE	2 956 818	468 231	327 620	782 GOODS,SPCL TRANSPORT VEH	271 985	453 696	318 730
572 POLYMERS OF STYRENE	1 134 883	306 826	214 594	783 ROAD MOTOR VEHICLES NES	78 533	117 043	82 862
573 POLYMERS,VINYL CHLORIDE	1 628 106	289 738	203 574	784 PARTS,TRACTORS,MOTOR VEH	570 943	614 569	430 210
574 POLYACETAL,POLYCARBONATE	1 714 474	691 467	482 766	785 CYCLES,MOTORCYCLES ETC.	75 088	133 770	93 815
575 OTH.PLASTIC,PRIMARY FORM	4 106 067	965 292	674 465	786 TRAILERS,SEMI-TRAILR,ETC	212 273	95 855	67 103
579 PLASTIC WASTE,SCRAP ETC	96 515	6 507	4 562	791 RAILWAY VEHICLES.EQUIPNT	22 294	43 941	30 638
581 PLASTIC TUBE,PIPE,HOSE	68 689	77 320	54 266	792 AIRCRAFT,ASOCTD.EQUIPNT	3 619	138 608	96 639
582 PLASTIC PLATE,SHEETS,ETC	890 367	540 857	377 893	793 SHIP,BOAT,FLOAT.STRUCTRS	39 392	47 950	33 094
583 MONOFILAMENT OF PLASTICS	18 955	15 649	10 949	811 PREFABRICATED BUILDINGS	357 323	111 375	77 843
591 INSECTICIDES, ETC.	93 083	46 067	32 293	812 PLUMBING,SANITRY,EQPT.ETC	307 233	201 339	140 874
592 STARCHES,INULIN,ETC.	1 849 052	302 728	211 966	813 LIGHTING FIXTURES ETC.NES	66 715	93 831	65 412
593 EXPLOSIVES,PYROTECHNICS	120	337	234	821 FURNITURE,CUSHIONS,ETC.	506 239	418 380	292 376
597 PREPRD ADDITIVES,LIQUIDS	371 794	85 207	59 577	831 TRUNK,SUIT-CASES,BAG,ETC	23 493	43 776	30 671
598 MISC.CHEMICAL PRODS,NES	2 338 878	434 380	303 838	841 MENS,BOYS CLOTHING,X-KNIT	17 611	59 206	41 097
611 LEATHER	11 939	27 863	19 460	842 WOMEN,GIRL CLOTHING,XKNIT	27 714	163 207	113 990
612 MANUFACT. LEATHER ETC.NES	2 832	6 420	4 457	843 MENS,BOYS CLOTHING,KNIT	6 589	26 488	18 559
613 FURSKINS,TANNED,DRESSED	114	1 683	1 183	844 WOMEN,GIRLS CLOTHING,KNIT	14 047	57 441	40 224
621 MATERIALS OF RUBBER	64 688	44 297	31 024	845 OTHR.TEXTILE APPAREL,NES	54 998	240 593	168 102
625 RUBBER TYRES,TUBES,ETC.	538 184	341 096	238 636	846 CLOTHING ACCESSRS,FABRIC	6 834	26 573	18 576
629 ARTICLES OF RUBBER, NES	41 143	53 998	37 786	848 CLOTHING,NONXTL;HEADGEAR	16 829	37 704	26 330
633 CORK MANUFACTURES	4 572	4 050	2 849	851 FOOTWEAR	56 601	150 741	104 890
634 VENEERS, PLYWOOD, ETC.	296 076	34 887	24 472	871 OPTICAL INSTRUMENTS,NES	454	26 579	18 491
635 WOOD MANUFACTURES, NES	742 777	158 315	110 711	872 MEDICAL INSTRUMENTS NES	10 155	236 161	165 268
641 PAPER AND PAPERBOARD	5 984 234	914 823	639 142	873 METERS,COUNTERS,NES	7 662	13 776	9 623
642 PAPER,PAPERBOARD,CUT ETC	1 049 162	335 431	234 524	874 MEASURE,CONTROL INSTRMNT	19 510	222 552	155 300
651 TEXTILE YARN	551 746	385 426	269 248	881 PHOTOGRAPH APPAR.ETC.NES	3 216	31 290	21 882
652 COTTON FABRICS, WOVEN	51 515	81 642	56 933	882 PHOTO.CINEMATOGRPH.SUPPL	157 509	409 102	286 422
653 FABRICS,MAN-MADE FIBRES	56 633	140 241	98 084	884 OPTICAL GOODS NES	968	47 420	33 204
654 OTH.TEXTILE FABRIC,WOVEN	57 652	103 247	72 256	885 WATCHES AND CLOCKS	2 897	11 998	8 356
655 KNIT.CROCHET.FABRIC NES	28 795	56 979	39 830	891 ARMS AND AMMUNITION	812	2 588	1 809
656 TULLE,LACE,EMBROIDRY.ETC	14 632	17 059	11 960	892 PRINTED MATTER	114 881	129 790	90 673
657 SPECIAL YARN,TXTL.FABRIC	212 784	234 844	163 653	893 ARTICLES,NES,OF PLASTICS	1 009 133	578 857	405 075
658 TEXTILE ARTICLES NES	95 556	92 906	64 879	894 BABY CARRIAGE,TOYS,GAMES	86 442	131 760	92 399
659 FLOOR COVERINGS, ETC.	594 659	300 851	210 530	895 OFFICE,STATIONERY SUPPLS	32 581	38 888	27 139
661 LIME,CEMENT,CONSTR.MATRL	1 786 261	48 351	33 909	896 WORKS OF ART,ANTIQUE ETC	256	4 758	3 307
662 CLAY,REFRCT.CONSTR.MATRL	6 543 049	246 594	173 007	897 GOLD,SILVERWARE,JEWL NES	1 172	11 184	7 796
663 MINERAL MANUFACTURES,NES	4 404 345	213 773	148 964	898 MUSICAL INSTRUMENTS,ETC.	128 911	342 703	239 053
664 GLASS	548 260	129 575	90 277	899 MISC MANUFCTRD GOODS NES	272 815	292 896	204 652
665 GLASSWARE	679 788	67 053	46 871	901 COIN NONGOLD NONCURRENT	42	4 783	3 342
666 POTTERY	82 816	28 072	19 662	971 GOLD,NONMONTY EXCL ORES	556	157 261	110 479
667 PEARLS,PRECIOUS STONES	23	1 267	883	972 MONETARY GOLD,GOLD COINS	655	655	455
671 PIG IRON,SPIEGELEISN,ETC	178 102	35 277	24 709	EXPORTS	534 535 322	57 117 971	39 894 878
672 INGOTS ETC. IRON OR STEEL	2 284 079	125 188	87 437	001 LIVE ANIMALS	1 386 586	351 454	245 353
673 FLAT-ROLLED IRON ETC.	5 720 371	424 593	296 923	011 BOVINE MEAT	199 450	94 972	66 442
674 FLAT-ROLLED PLATED IRON	1 164 414	166 403	116 374	012 OTHER MEAT, MEAT OFFAL	584 555	156 141	108 869
675 FLAT-ROLLED, ALLGY STEEL	143 578	59 344	41 481	016 MEAT,ED.OFFL,DRY,SLT,SMK	23 993	11 300	7 909
676 IRON,STL.BAR,SHAPES ETC	3 701 132	268 673	187 408	017 MEAT,OFFL,PRPD,PRSD,NES	118 631	86 860	60 709
677 RAILWAY TRACK IRON,STEEL	27 145	4 953	3 463	022 MILK AND CREAM	10 937 393	1 437 465	1 004 364
678 WIRE OF IRON OR STEEL	240 457	31 356	21 974	023 BUTTER,OTHER FAT OF MILK	78 133	42 812	29 929
679 TUBES,PIPES,ETC. IRON,STL	1 101 472	203 807	142 340				
681 SILVER,PLATINUM,ETC.	411	55 694	38 865				

7 IMPORTS AND EXPORTS (SPECIAL TRADE) BY COUNTRIES OF PRODUCTION AND CONSUMPTION AND BY GROUPS OF THE SITC-REV. III 1995

GROUP DESCRIPTION	DT = 100 KG	1 000 DM	1 000 \$	GROUP DESCRIPTION	DT = 100 KG	1 000 DM	1 000 \$
024 CHEESE AND CURD	318 396	165 070	115 976	592 STARCHES, INULIN, ETC.	926 586	155 751	108 702
025 EGGS, BIRDS, YOLKS, ALBUMIN	179 241	32 832	22 984	593 EXPLOSIVES, PYROTECHNICS	1 718	3 827	2 662
034 FISH, FRESH, CHILLED, FROZEN	504 886	87 149	60 720	597 PREPRED ADDITIVES, LIQUIDS	187 513	58 850	41 085
035 FISH, DRIED, SALTED, SMOKED	1 157	1 436	1 007	598 MISC. CHEMICAL PRODS. NES	3 949 335	622 683	435 998
036 CRUSTACEANS, MOLLUSCS ETC	102 951	28 081	19 761	611 LEATHER	40 021	38 137	26 586
037 FISH ETC. PREPRED, PRSD. NES	89 789	41 984	29 275	612 MANUFACT. LEATHER ETC. NES	2 703	8 658	6 057
041 WHEAT, MESLIN, UNMILLED	7 184 349	218 346	152 041	613 FURSKINS, TANNED, DRESSED	651	22 055	15 314
042 RICE	31 204	3 864	2 702	621 MATERIALS OF RUBBER	126 827	97 352	68 013
043 BARLEY, UNMILLED	3 605 822	93 600	65 243	625 RUBBER TYRES, TUBES, ETC.	414 009	286 686	200 420
044 MAIZE UNMILLED	1 563 495	53 572	37 283	629 ARTICLES OF RUBBER, NES	64 766	130 690	91 320
045 OTHER CEREALS, UNMILLED	1 606 494	40 509	28 261	633 CORK MANUFACTURES	747	1 383	962
046 MEAL, FLOUR OF WHEAT, MSLN	1 615 321	67 382	46 990	634 VENEERS, PLYWOOD, ETC.	2 278 395	235 369	164 385
047 OTHER CEREAL MEAL, FLOURS	85 981	2 882	2 026	635 WOOD MANUFACTURES, NES	711 900	107 434	75 138
048 CEREAL PREPARATIONS	7 880 432	191 669	133 975	641 PAPER AND PAPERBOARD	7 090 630	1 097 360	766 416
054 VEGETABLES	7 153 532	160 692	111 804	642 PAPER, PAPERBOARD, CUT ETC	2 626 910	866 353	605 068
056 VEGETABLES, PRPD, PRSD, NES	455 724	93 645	65 356	651 TEXTILE YARN	452 186	357 376	249 686
057 FRUIT, NUTS EXCL. OIL NUTS	330 010	60 386	42 427	652 COTTON FABRICS, WOVEN	115 704	155 877	108 776
058 FRUIT, PRESERVED, PREPARED	263 323	66 673	46 565	653 FABRICS, MAN-MADE FIBRES	132 490	273 157	190 755
059 FRUIT, VEGETABLE JUICES	1 308 151	143 705	100 449	654 KTH. TEXTILE FABRIC, WOVEN	63 650	147 115	102 886
061 SUGARS, MOLASSES, HONEY	1 336 010	91 631	63 995	655 KNIT. CROCHET. FABRIC NES	47 530	88 830	62 042
062 SUGAR CONFECTIONERY	1 199 265	78 309	54 792	656 TULLE, LACE, EMBROIDRY, ETC	8 897	31 781	22 184
071 COFFEE, COFFEE SUBSTITUTE	1 185 244	169 280	118 465	657 SPECIAL YARN, TXL. FABRIC	249 567	236 458	164 978
072 COCOA	160 887	34 252	23 977	658 TEXTILE ARTICLES NES	68 597	130 134	90 970
073 CHOCOLATE, OTH. COCOA PREP	247 815	144 624	100 543	659 FLOOR COVERINGS, ETC.	133 008	140 339	98 280
074 TEA AND MATE	11 451	10 814	7 557	661 LIME, CEMENT, CONSTR. MATRL	22 930 953	318 197	222 422
075 SPICES	12 758	8 892	6 067	662 CLAY, REFRCT. CONSTR. MATRL	1 264 899	130 080	91 114
081 ANIMAL FEED STUFF	19 032 423	495 856	346 081	663 MINERAL MANUFACTURES, NES	3 625 747	249 634	174 123
091 MARGARINE AND SHORTENING	128 155	20 382	14 193	664 GLASS	703 880	186 546	130 298
098 EDIBLE PROD. PREPRTNS, NES	776 766	202 376	141 439	665 GLASSWARE	2 088 108	214 885	150 321
111 NON-ALCOHOL. BEVERAGE, NES	80 637 338	46 444	32 412	666 POTTERY	43 448	48 689	34 003
112 ALCOHOLIC BEVERAGES	1 048 375	233 866	163 176	667 PEARLS, PRECIOUS STONES	37	4 303	3 033
121 TOBACCO, UNMANUFACTURED	49 358	24 684	17 155	671 PIG IRON, SPIEGELEISN, ETC	211 087	25 736	17 946
122 TOBACCO, MANUFACTURED	77 277	107 067	74 710	672 INGOTS ETC. IRON OR STEEL	558 419	37 668	26 432
211 HIDES, SKINS (EX. FURS), RAW	259 444	79 555	55 532	673 FLAT-ROLLED IRON ETC.	5 083 865	439 219	306 751
212 FURSKINS, RAW	8	179	129	674 FLAT-ROLLED PLATED IRON	3 545 970	430 913	301 335
222 OILSEED (SFT. FIX VEG. OIL)	1 495 965	84 266	44 635	675 FLAT-ROLLED, ALLOY STEEL	865 713	264 036	184 332
223 OILSEED (OTH. FIX. VEG. OIL)	138 495	6 298	4 378	676 IRON, STL. BAR, SHAPES ETC.	8 384 798	608 711	425 353
231 NATURAL RUBBER, ETC.	22 539	4 445	3 104	677 RAILWAY TRACK IRON, STEEL	79 089	15 502	10 809
232 SYNTHETIC RUBBER, ETC.	250 059	40 780	28 440	678 WIRE OF IRON OR STEEL	362 627	62 058	43 446
245 FUEL WOOD, WOOD CHARCOAL	5 212	866	605	679 TUBES, PIPES, ETC. IRON, STL	3 565 976	691 449	482 720
246 WOOD IN CHIPS, PARTICLES	924 209	12 711	8 901	681 SILVER, PLATINUM, ETC.	458	20 872	14 615
247 WOOD ROUGH, ROUGH SQUARED	319 241	4 603	3 210	682 COPPER	628 741	408 617	284 841
248 WOOD, SIMPLY WORKED	1 969 509	106 831	74 672	683 NICKEL	13 318	22 535	15 815
251 PULP AND WASTE PAPER	6 942 466	168 987	117 828	684 ALUMINIUM	1 240 009	641 666	448 459
261 SILK	257	213	148	685 LEAD	108 213	13 949	9 760
263 COTTON	51 707	11 757	8 187	686 ZINC	116 527	28 766	20 212
264 JUTE, OTH. TEXTL. BAST FIBR	8 153	766	533	687 TIN	4 254	2 522	1 738
265 VEGETABLE TEXTILE FIBRES	3 088	606	423	689 MISC. NON-FERR. BASE METAL	12 705	17 216	12 088
266 SYNTHETIC FIBRES	141 236	48 623	33 967	691 METALLIC STRUCTURES NES	910 740	356 186	249 135
267 OTHER MAN-MADE FIBRES	99 852	17 561	12 303	692 CONTAINERS, STORAGE, TRNSP	646 720	274 971	191 933
268 WOOL, OTHER ANIMAL HAIR	3 026	2 120	1 475	693 WIRE PRODUCTS EXCL. ELECT	323 721	70 583	49 405
269 WORN CLOTHING, TEXTL. ARTL	683 256	47 372	33 289	694 NAILS, SCREWS, NUTS, ETC.	304 594	220 863	154 376
272 FERTILIZERS, CRUDE	323 577	6 254	4 407	695 TOOLS	107 493	346 234	242 160
273 STONE, SAND AND GRAVEL	153 616 676	256 308	179 792	696 CUTLERY	14 230	63 637	44 436
274 SULPHUR, UNRSTD. IRON PYRS	927 453	10 504	7 298	697 HOUSEHOLD EQUIPMENT, NES	98 209	88 754	61 944
277 NATURAL ABRASIVES, NES	1 837 971	6 676	4 687	699 MANUFACT. BASE METAL, NES	923 321	813 626	569 319
278 OTHER CRUDE MINERALS	15 624 388	85 409	59 874	700 CPL IND PLANT (84/85/87)	22 987	227 451	160 607
281 IRON ORE, CONCENTRATES	8 731	146	103	711 STEAM GENER. BOILERS, ETC.	12 250	12 177	8 531
282 FERROUS WASTE AND SCRAP	15 224 123	299 524	209 749	712 STEAM TURBINES	7 269	32 988	23 519
283 COPPER ORES, CONCENTRATES	9 175	778	546	713 INTRNL COMBUS PSTN ENGIN	168 792	277 255	193 512
285 ALUMINIUM ORE, CONCTR. ETC	505 535	19 803	13 631	714 ENGINES, MOTORS NON-ELECT	9 852	209 659	143 210
287 ORE, CONCENTR. BASE METALS	11 095	1 332	933	716 ROTATING ELECTRIC PLANT	123 919	276 091	193 124
288 NON-FERROUS WASTE, SCRAP	1 491 846	262 461	183 286	718 OTH. POWR. GENRTRNG. MACHNRY	33 813	117 965	82 216
289 PREC. METAL ORES, CONCTR. S	1 334	732	514	721 AGRIC. MACHINES, EX. TRACTR	185 303	191 257	133 994
291 CRUDE ANIMAL MATERLS, NES	420 302	28 087	19 580	722 TRACTORS	73 449	100 480	70 358
292 CRUDE VEG. MATERIALS, NES	259 057	142 239	98 594	723 CIVIL ENGINEERING EQUIPT	254 425	281 797	197 057
321 COAL, NOT AGGLOMERATED	1 284 777	13 173	9 259	724 TEXTILE, LEATHER MACHINES	33 162	120 011	83 878
322 BRIQUETTES, LIGNITE, PEAT	9 961 084	63 272	44 114	725 PAPER, PULP MILL MACHINES	29 943	103 053	72 170
325 COKE, SEMI-COKE, RET. CARBN	1 140 839	21 041	14 735	726 PRINTING, BOOKBINDNG MACHS	80 927	314 207	219 821
333 PETROLEUM OILS, CRUDE	9 006 070	16 690	11 273	727 FOOD-PROCESS. MCH. NON DOM	16 045	59 180	41 453
334 PETROLEUM PRODUCTS	15 846 069	338 968	237 321	728 OTH. MACH. PTS, SPCL INDUST	208 407	604 066	422 223
335 RESIDUAL PETROL. PRODUCTS	4 683 974	173 700	120 617	731 METAL REMOVAL WORK TOOLS	28 086	100 507	70 130
342 LIQUEFIED PROPANE, BUTANE	1 932 421	43 791	30 585	733 MACH-TOOLS, METAL-WORKING	26 473	55 754	39 137
344 PETROLEUM GASES, NES	767 774	22 201	15 546	735 PARTS, NES, FOR MACH-TOOLS	43 927	96 211	67 383
351 ELECTRIC CURRENT	.	.	.	737 METALWORKING MACHNRY NES	42 882	70 552	49 321
411 ANIMAL OILS AND FATS	1 000 502	79 134	55 326	741 HEATING, COOLING EQUIP, PART	195 334	393 213	274 420
421 FIXED VEG. FAT, OILS, SOFT	3 953 055	367 738	255 063	742 PUMPS FOR LIQUIDS, PARTS	69 634	303 023	211 827
422 FIXED VEG. FAT, OILS, OTHER	435 971	39 283	27 388	743 PUMPS NES, CENTRIFUGS ETC	147 168	418 335	292 634
431 ANIMAL, VEG. FATS, OILS, NES	2 186 829	186 505	130 026	744 MECHANICAL HANDLING EQUIP	308 440	415 629	290 740
511 HYDROCARBONS, NES, DERIVTS	6 502 458	397 306	278 141	745 OTH. NON-ELEC MCH, TOOL, NES	109 505	407 571	284 957
512 ALCOHOL, PHENOL, ETC. DERIV	3 650 091	478 595	333 831	746 BALL OR ROLLER BEARINGS	33 119	89 355	62 451
513 CARBOXYLIC ACIDS, DERIVTS	2 351 841	422 271	295 018	747 TAPS, COCKS, VALVES, ETC.	124 507	476 998	332 896
514 NITROGEN-FUNCT. COMPOUNDS	1 934 646	669 120	471 097	748 TRANSMISSIONS SHAFTS ETC	159 049	306 611	214 198
515 ORGANO-INORGANIC COMPOUNDS	321 230	211 540	147 791	749 NON-ELECT MACH. PARTS, ETC	50 216	154 289	107 658
516 OTHER ORGANIC CHEMICALS	3 447 634	415 843	291 343	751 OFFICE MACHINES	63 400	307 158	214 542
522 INORGANIC CHEM. ELEMENTS	12 485 439	328 777	229 616	752 AUTOMATC. DATA PROC. EQUIP	98 181	1 127 632	788 100
523 METAL, SALTS, INORGAN. ACID	2 512 586	123 308	86 225	753 PARTS, FOR OFFICE MACHINS	83 205	844 783	589 818
524 OTHER CHEMICAL COMPOUNDS	131 859	37 892	26 449	761 TELEVISION RECEIVERS ETC	58 678	149 943	104 908
525 RADIO-ACTIVE MATERIALS	89	2 796	1 952	762 RADIO-BROADCAST RECEIVER	7 956	41 739	29 092
531 SYNTH. COLOURS, LAKES, ETC.	84 314	132 528	92 662	763 SOUND RECORDER, PHONOGRPH	18 019	121 450	84 751
532 DYEING, TANNING MATERIALS	61 994	13 295	9 314	764 TELECOMM. EQUIP. PARTS NES	55 708	599 399	420 192
533 PIGMENTS, PAINTS, ETC.	1 792 679	430 139	300 404	771 ELECT. POWER MACHNRY. PARTS	77 609	192 118	134 280
541 MEDICINES, ETC. EXC. GRP542	92 122	427 113	298 818	772 ELEC. SWITCH, RELAY, CIRCUIT	180 764	871 118	609 049
542 MEDICAMENTS	67 657	370 966	259 454	773 ELECTR. DISTRIB. EQPT NES	240 426	239 119	167 404
551 ESSENT. OIL, PERFUME, FLAVR	27 385	48 208	33 698	774 ELECTRO-MEDCL. XRAY EQUIP	13 808	246 611	172 239
553 PERFUMERY, COSMETICS, ETC.	193 898	205 310	143 538	775 DOM. ELEC. NON-ELEC. EQUIP	594 493	798 979	558 678
554 SOAP, CLEANERS, POLISH, ETC	978 441	217 856	152 234	776 TRANSISTORS, VALVES, ETC.	26 746	737 018	514 926
562 FERTILIZER, EXCEPT GRP272	2 130 151	52 545	36 911	778 ELECTRIC. MACH. APPART. NES	422 230	803 222	561 179
571 POLYMERS OF ETHYLENE	906 903	141 283	89 893	781 PASS. MOTOR VEHCLS. EX. BUS	1 270 822	2 352 022	1 642 682
572 POLYMERS OF STYRENE	552 173	128 680	89 518	782 GOODS, SPCL TRANSPORT VEH	493 067	669 837	468 510
573 POLYMERS, VINYL CHLORIDE	730 768	135 672	94 881	783 ROAD MOTOR VEHICLES NES	167 105	265 633	186 407
574 POLYACETAL, POLYCARBONATE	797 441	271 759	190 153	784 PARTS, TRACTORS, MOTOR VEH	853 838	1 161 097	810 141
575 OTH. PLASTIC, PRIMARY FORM	1 880 064	548 199	382 954	785 CYCLES, MOTORCYCLES ETC.	38 373	98 279	68 728
579 PLASTIC WASTE, SCRAP ETC	475 661	14 370	10 031	786 TRAILERS, SEMI-TRAILER, ETC	433 302	393 099	274 700
581 PLASTIC TUBE, PIPE, HOSE	205 630	135 584	94 695	791 RAILWAY VEHICLES, EQUIPNT	148 409	328 605	228 644
582 PLASTIC PLATE, SHEETS, ETC	1 151 251	692 743	484 049	792 AIRCRAFT, ASSCOTD. EQUIPNT	3 648	175 407	122 584
583 MONOFILAMENT OF PLASTICS	136 644	102 364	71 602	793 SHIP, BOAT, FLOAT. STRUCTRS	119 007	18 925	13 250
591 INSECTICIDES, ETC.	89 015	89 635	63 017	800 CPL IND PLANT CHAP 90/94	68	182	119

7 IMPORTS AND EXPORTS (SPECIAL TRADE) BY COUNTRIES OF PRODUCTION AND CONSUMPTION AND BY GROUPS OF THE SITC-REV. III 1995

GROUP DESCRIPTION	DT = 100 KG	1 000 DM	1 000 \$	GROUP DESCRIPTION	DT = 100 KG	1 000 DM	1 000 \$
811 PREFABRICATED BUILDINGS	13 999	7 224	5 079	292 CRUDE VEG.MATERIALS, NES	377 187	194 774	136 115
812 PLUMBING, SANITARY, EQPT, ETC	100 203	130 313	90 773	322 BRIQUETTES, LIGNITE, PEAT	29 977	722	509
813 LIGHTING FIXTURES, ETC, NES	73 051	155 930	108 932	325 COKE, SEMI-COKE, RET. CARBN	12 396	399	278
821 FURNITURE, CUSHIONS, ETC.	1 391 522	1 206 400	841 007	333 PETROLEUM OILS, CRUDE	6 291 580	118 819	82 939
831 TRUNK, SUIT-CASES, BAG, ETC	8 759	31 568	22 097	334 PETROLEUM PRODUCTS	3 711 500	102 811	72 234
841 MENS, BOYS CLOTHING, X-KNIT	47 202	417 785	290 280	335 RESIDUAL PETROL. PRODUCTS	221 664	15 630	10 910
842 WOMEN, GIRL CLOTHING, X-KNIT	56 845	675 828	467 897	342 LIQUEFIED PROPANE, BUTANE	2 812	1 009	713
843 MENS, BOYS CLOTHING, KNIT	4 902	29 749	20 733	344 PETROLEUM GASES, NES	3 279	118	84
844 WOMEN, GIRLS CLOTHING, KNIT	14 155	104 930	72 972	351 ELECTRIC CURRENT, MWH	1 700	54	36
845 OTHR. TEXTILE APPAREL, NES	40 447	332 485	230 915	411 ANIMAL OILS AND FATS	75 611	10 343	7 241
846 CLOTHING ACCESSRS, FABRIC	9 664	85 069	59 391	421 FIXED VEG. FAT, OILS, SOFT	175 501	83 650	58 452
848 CLOTHING, NONXTL; HEADGEAR	9 053	59 328	41 136	422 FIXED VEG. FAT, OILS, OTHER	180 966	46 177	32 177
851 FOOTWEAR	56 135	264 381	184 011	431 ANIMAL, VEG. FATS, OILS, NES	419 294	43 588	30 656
871 OPTICAL INSTRUMENTS, NES	877	29 581	20 709	511 HYDROCARBONS, NES, DERIVTS	352 341	46 761	32 793
872 MEDICAL INSTRUMENTS NES	22 485	163 926	114 620	512 ALCOHOL, PHENOL, ETC. DERIV	297 324	62 469	43 692
873 METERS, COUNTERS, NES	10 208	58 806	41 076	513 CARBOXYLIC ACIDS, DERIVTS	461 577	136 206	95 452
874 MEASURE, CONTROL INSTRMNT	38 883	566 508	395 851	514 NITROGEN-FUNCT. COMPOUNDS	155 688	319 385	222 613
881 PHOTOGRAPH APPAR. ETC. NES	19 389	109 911	75 301	515 ORGANO-INORGANIC COMPNDS	62 666	103 452	72 493
882 PHOTO. CINEMATOGRAPH. SUPPL	72 770	162 255	113 616	516 OTHER ORGANIC CHEMICALS	280 353	79 852	55 751
884 OPTICAL GOODS NES	2 153	327 046	228 612	522 INORGANIC CHEM. ELEMENTS	432 835	50 906	35 636
885 WATCHES AND CLOCKS	4 311	54 796	38 286	523 METAL. SALTS, INORGAN. ACID	311 994	19 495	13 588
891 ARMS AND AMMUNITION	2 876	13 806	9 634	524 OTHER CHEMICAL COMPOUNDS	128 158	103 986	72 326
892 PRINTED MATTER	625 816	389 034	271 482	525 RADIO-ACTIVE MATERIALS	25 216	7 469	5 190
893 ARTICLES, NES, OF PLASTICS	1 477 838	1 045 761	730 693	531 SYNTH. COLOURS, LAKES, ETC.	95 019	54 413	38 125
894 BABY CARRIAGE, TOYS, GAMES	105 756	180 384	125 905	532 DYEING, TANNING MATERIALS	11 464	5 007	3 517
895 OFFICE, STATIONERY SUPPLS	35 242	89 216	62 330	533 PIGMENTS, PAINTS, ETC.	185 594	76 126	53 339
896 WORKS OF ART, ANTIQUE ETC	110	5 366	3 757	541 MEDICINES, ETC. EXC. GRP542	13 209	107 978	75 404
897 GOLD, SILVERWARE, JEWEL NES	637	80 556	56 263	542 MEDICAMENTS	78 711	574 818	402 453
898 MUSICAL INSTRUMENTS, ETC.	74 924	227 610	158 820	551 ESSNTL. OIL, PERFUME, FLAVR	16 543	18 323	12 807
899 MISC MANUFACTRD GOODS NES	131 479	184 724	128 898	553 PERFUMERY, COSMETICS, ETC.	122 048	150 079	104 919
941 COMPL IND PLANT CHAPT 99	506	1 947	1 355	554 SOAP, CLEANERS, POLISH, ETC	1 035 252	176 285	123 358
961 COIN NONGOLD NONCURRENT	1	129	89	562 FERTILIZER, EXCEPT GRP272	80 446	2 068	1 469
971 GOLD, NONMONTY EXCL ORES	99	182 161	127 655	571 POLYMERS OF ETHYLENE	821 429	120 136	83 927
972 MONETARY GOLD, GOLD COINS	5	801	559	572 POLYMERS OF STYRENE	243 614	65 239	45 607
				573 POLYMERS, VINYL CHLORIDE	529 584	124 741	87 129
				574 POLYACETAL, POLYCARBONATE	362 083	134 932	94 542
				575 OTH. PLASTIC, PRIMARY FORM	2 043 570	501 279	350 358
				579 PLASTIC WASTE, SCRAP ETC	36 504	3 741	2 611
				581 PLASTIC TUBE, PIPE, HOSE	248 619	133 040	93 195
				582 PLASTIC PLATE, SHEETS, ETC	1 124 798	558 691	391 553
				583 NONFILAMENT OF PLASTICS	37 658	21 279	14 867
				591 INSECTICIDES, ETC.	15 420	15 794	11 100
				592 STARCHES, INULIN, ETC.	232 642	38 021	26 617
				593 EXPLOSIVES, PYROTECHNICS	2 340	2 820	1 970
				597 PREPDR ADDITIVES, LIQUIDS	184 823	44 372	31 030
				598 MISC. CHEMICAL PRODTS. NES	1 095 302	229 078	160 132
				611 LEATHER	120 146	545 964	381 858
				612 MANUFACT. LEATHER ETC. NES	1 718	7 470	5 245
				613 FURSKINS, TANNED, DRESSED	1 190	10 134	7 127
				621 MATERIALS OF RUBBER	298 686	186 930	130 936
				625 RUBBER TYRES, TUBES, ETC.	448 858	274 177	191 406
				629 ARTICLES OF RUBBER, NES	108 707	232 798	162 826
				633 CORK MANUFACTURES	10 896	9 163	6 403
				634 VENEERS, PLYWOOD, ETC.	698 974	176 452	123 396
				635 WOOD MANUFACTURES, NES	200 852	109 314	76 484
				641 PAPER AND PAPERBOARD	3 480 617	683 914	479 161
				642 PAPER, PAPERBOARD, CUT ETC	1 481 844	438 270	306 287
				651 TEXTILE YARN	697 489	675 722	472 465
				652 COTTON FABRICS, WOVEN	176 226	427 555	299 223
				653 FABRICS, MAN-MADE FIBRES	209 606	761 202	532 794
				654 OTH. TEXTILE FABRIC, WOVEN	198 198	990 734	693 818
				655 KNIT, CROCHET, FABRIC NES	98 522	225 787	158 256
				656 TULLE, LACE, EMBROIDRY, ETC	9 410	30 740	21 502
				657 SPECIAL YARN, XTTL. FABRIC	253 379	249 365	174 746
				658 TEXTILE ARTICLES NES	37 795	72 502	50 653
				659 FLOOR COVERINGS, ETC.	48 180	31 745	22 179
				661 LIME, CEMENT, CONSTR. MATRL	4 900 090	527 003	368 570
				662 CLAY, REFCT. CONSTR. MATRL	12 439 397	1 187 318	827 613
				663 MINERAL MANUFACTURES, NES	1 459 148	168 020	117 429
				664 GLASS	954 107	297 947	208 413
				665 GLASSWARE	473 577	132 113	92 477
				666 POTTERY	210 648	90 981	63 639
				667 PEARLS, PRECIOUS STONES	126 277	1 632	1 140
				671 PI IRON, SPIEGELEIN, ETC	839 674	11 789	8 298
				672 INGOTS ETC. IRON OR STEEL	1 545 921	122 442	85 839
				673 FLAT-ROLLED IRON ETC.	902 604	108 260	75 926
				674 FLAT-ROLLED PLATED IRON	532 185	195 248	137 334
				676 IRON, STL. BAR, SHAPES ETC.	10 979 272	885 678	619 338
				677 RAILWAY TRACK IRON, STEEL	784	95	68
				678 WIRE OF IRON OR STEEL	445 333	86 176	60 231
				679 TUBES, PIPES, ETC. IRON, STL	4 156 999	765 837	536 036
				681 SILVER, PLATINUM, ETC.	256	7 743	5 485
				682 COPPER	487 888	293 852	205 849
				683 NICKEL	3 140	5 768	4 032
				684 ALUMINIUM	789 790	412 936	289 649
				685 LEAD	15 133	1 743	1 215
				686 ZINC	103 984	24 366	16 944
				687 TIN	137	134	96
				689 MISC. NON-FERR. BASE METAL	2 692	2 325	1 637
				691 METALLIC STRUCTURES NES	352 444	144 606	100 956
				692 CONTAINERS, STORAGE, TRNSP	82 046	60 650	42 458
				693 WIRE PRODUCTS EXCL. ELECT	693 942	86 571	60 811
				694 NAILS, SCREWS, NUTS, ETC.	667 247	307 143	214 476
				695 TOOLS	71 812	172 878	120 859
				696 CUTLERY	10 890	39 165	27 348
				697 HOUSEHOLD EQUIPMENT, NES	354 176	283 614	198 521
				699 MANUFACTS. BASE METAL, NES	1 174 846	776 084	542 839
				711 STEAM GENER. BOILERS, ETC.	2 173	1 964	1 372
				712 STEAM TURBINES	3 204	7 367	5 129
				713 INTRNL COMBUS PSTN ENGIN	149 106	267 822	187 351
				714 ENGINES, MOTORS NON-ELECT	2 967	46 277	32 201
				716 ROTATING ELECTRIC PLANT	318 720	266 485	186 736
				718 OTH. POWR. GENRTNG. MACHNRY	17 543	34 317	24 014
				721 AGRIC. MACHINES, EX. TRACTR	210 508	175 950	123 256
				722 TRACTORS	71 273	78 695	55 408
				723 CIVIL ENGINEERING EQUIPT	426 208	251 976	176 094
				724 TEXTILE, LEATHER MACHINES	149 935	183 682	128 526

ITALY

IMPORTS

134 565 185 56 824 931 39 730 784

7 IMPORTS AND EXPORTS (SPECIAL TRADE) BY COUNTRIES OF PRODUCTION AND CONSUMPTION AND BY GROUPS OF THE SITC-REV. III 1995

GROUP DESCRIPTION	DT = 100 KG	1 000 DM	1 000 \$	GROUP DESCRIPTION	DT = 100 KG	1 000 DM	1 000 \$
725 PAPER,PULP MILL MACHINES	29 524	60 250	42 206	075 SPICES	2 414	3 167	2 195
726 PRINTING,BOOKBINDING MACHS	26 236	71 621	49 405	081 ANIMAL FEED STUFF	562 608	49 567	34 645
727 FOOD-PROCESS.MCH.NON DOM	17 467	64 742	45 086	091 MARGARINE AND SHORTENING	56 507	9 809	6 842
728 OTH.MACH.PTS.SPCL INDUST	334 369	569 394	398 198	098 EDIBLE PRD.D.PREPRPTS,NES	307 898	129 696	90 801
731 METAL REMOVAL WORK TOOLS	33 061	86 500	60 641	111 NON-ALCOHOL.BEVERAGE,NES	144 371	24 370	17 036
733 MACH-TOOLS,METAL-WORKING	26 029	58 836	41 182	112 ALCOHOLIC BEVERAGES	1 207 766	192 867	135 055
735 PARTS,NES.FOR MACH-TOOLS	30 620	71 389	49 931	122 TOBACCO, MANUFACTURED	81 880	244 568	170 715
737 METALWORKING MACHNRY NES	103 349	110 889	77 153	211 HIDES,SKINS(EX.FURS),RAW	349 998	116 701	81 074
741 HEATING,COOLING EQUIP,PART	378 844	547 046	383 117	212 FURSKINS, RAW	169	3 656	2 535
742 PUMPS FOR LIQUIDS,PARTS	202 966	241 886	169 884	222 OILSEED(SFT.FIX VEG.OIL)	10 159	1 678	1 170
743 PUMPS NES,CENTRIFUGS ETC	438 717	470 074	328 980	223 OILSEED(OTH.FIX.VEG.OIL)	15 840	1 463	1 018
744 MECHANICAL HANDLING EQUIP	366 343	292 303	204 498	231 NATURAL RUBBER, ETC.	1 791	526	362
745 OTH.NONELEC MCH,TOOL,NES	208 872	425 877	298 228	232 SYNTHETIC RUBBER, ETC.	423 190	100 702	70 288
746 BALL OR ROLLER BEARINGS	174 279	294 552	206 010	245 FUEL WOOD, WOOD CHARCOAL	436	162	113
747 TAPS,COCKS,VALVES,ETC.	349 166	603 850	421 857	246 WOOD IN CHIPS, PARTICLES	903 604	4 763	3 326
748 TRANSMISSIONS SHAFTS ETC	288 841	285 223	199 573	247 WOOD ROUGH,ROUGH SQUARED	5 859 647	97 048	68 146
749 NON-ELECT MACH.PARTS,ETC	58 741	132 405	92 778	248 WOOD, SIMPLY WORKED	2 470 116	113 370	79 185
751 OFFICE MACHINES	19 374	83 966	58 550	251 PULP AND WASTE PAPER	5 248 568	197 224	137 826
752 AUTOMATC.DATA PROC.EQUIP	45 668	636 925	444 835	261 SILK	8 345	37 434	26 001
759 PARTS,FOR OFFICE MACHINS	43 950	309 598	216 310	263 COTTON	107 473	21 338	14 885
761 TELEVISION RECEIVERS ETC	72 715	145 323	101 804	265 VEGETABLE TEXTILE FIBRES	1 464	468	323
762 RADIO-BROADCAST RECEIVER	48	404	282	266 SYNTHETIC FIBRES	672 875	227 943	159 108
763 SOUND RECORDER,PHONOGRPH	118	1 806	1 277	267 OTHER MAN-MADE FIBRES	328 579	79 109	55 215
764 TELECOMM.EQUIP,PARTS NES	61 268	315 298	221 429	268 WOOL, OTHER ANIMAL HAIR	158 594	173 168	120 179
771 ELECT POWER MACHNRY,PARTS	79 015	115 135	80 391	269 WORN CLOTHING,TEXTL.ARTL	449 006	38 609	27 026
772 ELEC.SWITCH.RELAY.CIRCUIT	62 857	282 074	197 340	272 FERTILIZERS, CRUDE	108 767	1 467	1 031
773 ELECTR.DISTRIB.EQPT NES	386 006	238 057	166 519	273 STONE, SAND, AND GRAVEL	830 235	9 367	6 581
774 ELECTRO-MEDCL,XRAY EQUIP	8 032	51 051	35 734	274 SULPHUR,UNRSTD,IRON PYRS	66 790	1 046	730
775 DOM.ELEC,NON-ELEC.EQUIPT	1 635 025	1 460 137	1 019 444	277 NATURAL ABRASIVES, NES	181	24 649	17 499
776 TRANSISTORS,VALVES,ETC.	176 849	295 553	206 866	278 OTHER CRUDE MINERALS	16 577 142	149 261	104 774
778 ELECTRIC.MACH.APPART.NES	351 979	682 352	477 126	282 FERROUS WASTE AND SCRAP	22 629 119	502 896	351 902
781 PASS.MOTOR VEHCLS.EX.BUS	1 198 363	2 344 768	1 642 540	285 ALUMINIUM ORE,CONCTR.ETC	436 268	42 289	29 443
782 GOODS,SPCL TRANSPOR VEH	462 983	531 080	371 606	287 ORE,CONCENTR.BASE METALS	5 322	2 084	1 452
783 ROAD MOTOR VEHICLES NES	7 294	9 957	6 997	288 NON-FERROUS WASTE,SCRAP	1 994 540	379 923	284 909
784 PARTS,TRACTORS,MOTOR VEH	2 164 659	2 212 196	1 546 663	289 PREC.METAL ORES,CONCTRSTS	1 266	615	434
785 CYCLES,MOTORCYCLES ETC.	325 504	645 042	452 537	291 CRUDE ANIMAL MATERLS,NES	53 412	17 391	12 100
786 TRAILERS,SEMI-TRAILR,ETC	124 783	77 056	53 860	292 CRUDE VEG.MATERIALS, NES	116 707	73 044	49 958
791 RAILWAY VEHICLES.EQUIPNT	25 848	28 204	19 665	321 COAL,NOT AGGLOMERATED	66 486	1 547	1 083
792 AIRCRAFT,ASSOCTD.EQUIPNT	3 872	168 432	118 657	322 BRIQUETTES,LIGNITE,PEAT	2 019 046	40 868	28 376
793 SHIP,BOAT,FLOAT.STRUCTRS	2 181	6 366	4 476	325 COKE,SEMI-COKE,RET.CARBON	158 189	5 954	4 155
811 PREFABRICATED BUILDINGS	50 013	32 487	22 741	334 PETROLEUM PRODUCTS	2 302 224	58 301	40 539
812 PLUMBING,SANITRY,EQPT.ETC	791 898	312 539	218 608	335 RESIDUAL PETROL. PRODUCTS	410 119	25 834	18 083
813 LIGHTING FIXTURES ETC.NES	248 564	340 100	237 209	342 LIQUEFIED PROPANE,BUTANE	90 426	2 815	1 924
821 FURNITURE,CUSHIONS,ETC.	3 075 601	2 114 057	1 475 663	344 PETROLEUM GASES, NES	3 168	195	130
831 TRUNK,SUIT-CASES,BAG,ETC	33 262	175 478	122 597	351 ELECTRIC CURRENT	*	*	*
841 MENS,BOYS CLOTHING,X-KNIT	105 622	661 804	461 216	411 ANIMAL OILS AND FATS	139 233	12 997	8 995
842 WOMEN,GIRL CLOTHING,XKNIT	104 721	754 646	526 307	421 FIXED VEG.FAT,OILS, SOFT	710 318	64 251	44 554
843 MENS,BOYS CLOTHING,KNIT	16 217	92 042	64 174	422 FIXED VEG.FAT,OILS,OTHER	152 261	20 204	14 092
844 WOMEN,GIRLS CLOTHING,KNIT	37 293	266 806	186 255	431 ANIMAL VEG.FATS,OILS,NES	239 349	32 933	22 920
845 OTHR.TEXTILE APPAREL,NES	238 757	1 694 361	1 181 897	511 HYDROCARBONS,NES,DERIVTS	1 286 017	155 514	108 806
846 CLOTHING ACCESSRS,FABRIC	164 184	577 842	404 341	512 ALCOHOL,PHENOL,ETC.DERIV	1 449 915	288 032	201 498
848 CLOTHING,NONXTL;HEADGEAR	28 804	211 718	147 990	513 CARBOXYLIC ACIDS,DERIVTS	1 601 079	334 591	233 739
851 FOOTWEAR	699 443	2 210 112	1 539 551	514 NITROGEN-FUNCT.COMPOUNDS	785 762	343 209	239 988
871 OPTICAL INSTRUMENTS,NES	301	5 061	3 493	515 ORGANO-INORGANIC COMPNDS	394 858	426 210	298 488
872 MEDICAL INSTRUMENTS NES	46 478	172 225	120 599	516 OTHER ORGANIC CHEMICALS	787 069	180 735	126 383
873 METERS,COUNTERS,NES	39 576	43 979	30 852	522 INORGANIC CHEM.ELEMENTS	1 034 036	173 338	120 986
874 MEASURE,CONTROL INSTRMNT	47 910	237 275	165 926	523 METAL.SALTS,INORGAN.ACID	1 085 696	102 040	71 384
881 PHOTOGRAPH APPAR.ETC.NES	4 938	35 675	24 955	524 OTHER CHEMICAL COMPOUNDS	109 653	68 154	47 953
882 PHOTO.CINEMATOGRPH.SUPPL	50 108	93 688	65 538	525 RADIO-ACTIVE MATERIALS	48	11 121	7 777
883 CINE.FILM EXPOSD.DEVELOPD	115	1 057	738	531 SYNTH.COLOURS,LAKES,ETC.	233 014	332 778	232 390
884 OPTICAL GOODS NES	3 458	145 612	101 925	532 DYEING,TANNING MATERIALS	201 345	31 894	22 255
885 WATCHES AND CLOCKS	4 322	31 671	22 099	533 PIGMENTS, PAINTS, ETC.	670 321	413 610	288 628
891 ARMS AND AMMUNITION	12 516	35 031	24 527	541 MEDICINES,ETC.EXC.GRP542	36 466	433 981	302 896
892 PRINTED MATTER	289 843	217 578	152 486	542 MEDICAMENTS	61 585	500 166	345 387
893 ARTICLES,NES,OF PLASTICS	1 021 941	657 533	460 563	551 ESSNTL.OIL,PERFUME,FLAVR	34 250	72 363	50 497
894 BABY CARRIAGE,TOYS,GAMES	230 860	320 565	224 782	553 PERFUMERY,COSMETICS,ETC.	154 254	147 595	103 176
895 OFFICE,STATIONERY SUPPLS	35 865	47 313	33 104	554 SOAP,CLEANERS,POLISH,ETC	1 030 158	237 714	166 130
896 WORKS OF ART,ANTIQUE ETC	279	8 843	6 186	562 FERTILIZER,EXCEPT GRP272	3 948 872	109 191	76 241
897 GOLD,SILVERWARE,JEWEL NES	1 705	411 860	287 329	571 POLYMERS OF ETHYLENE	1 834 220	294 222	205 680
898 MUSICAL INSTRUMENTS,ETC.	28 337	92 117	64 616	572 POLYMERS OF STYRENE	1 299 850	261 022	182 631
899 MISC MANUFCTRD GOODS NES	101 844	152 670	107 037	573 POLYMERS,VINYL CHLORIDE	937 090	187 961	131 544
961 COIN,NONGOLD NONCURRENT	2	339	239	574 POLYACETAL,POLYCARBONATE	1 383 437	479 452	335 526
971 GOLD,NONMONTARY EXCL ORES	1	4 710	3 321	575 OTH.PLASTIC,PRIMARY FORM	4 282 804	1 159 655	809 972
EXPORTS	172 728 328	56 873 591	39 732 370	579 PLASTIC WASTE, SCRAP ETC	373 049	26 605	18 583
001 LIVE ANIMALS	141 161	67 679	47 376	581 PLASTIC TUBE,PIPE,HOSE	114 580	132 142	92 451
011 BOVINE MEAT	606 512	398 977	277 882	582 PLASTIC PLATE,SHEETS,ETC	745 668	494 122	344 379
012 OTHER MEAT, MEAT OFFAL	699 780	241 184	167 646	583 MONOFILAMENT OF PLASTICS	45 606	37 453	26 191
016 MEAT,ED.OFFL.DRY,SLT,SMK	6 950	8 667	4 664	591 INSECTICIDES, ETC.	164 140	148 797	102 776
017 MEAT,OFFL.PRPD,PRSD,NES	42 257	34 781	24 080	592 STARCHES,INULIN,ETC.	345 950	114 387	79 510
022 MILK AND CREAM	14 643 536	1 410 652	985 632	593 EXPLOSIVES,PYROTECHNICS	32 819	20 527	14 330
023 BUTTER,OTHER FAT OF MILK	43 709	29 230	20 476	597 PREPRD ADDITIVES,LIQUIDS	253 757	86 903	60 636
024 CHEESE AND CURD	1 303 531	848 506	592 064	598 MISC.CHEMICAL PRDCTS,NES	2 196 660	790 746	553 084
025 EGGS,BIRDS,YOLKS,ALBUMIN	44 942	5 743	3 992	600 CPL IND PLANT CHAP 69-76	5 803	4 947	3 443
034 FISH,FRESH,CHILLED,FROZN	35 374	21 839	15 317	611 LEATHER	132 873	74 637	52 096
035 FISH,DRIED,SALTED,SMOKED	15 659	17 429	12 098	612 MANUFAC.T LEATHER ETC.NES	736	3 839	2 683
036 CRUSTACEANS,MOLLUSCS ETC	1 185	1 351	945	613 FURSKINS,TANNED,DRESSED	992	5 854	4 089
037 FISH ETC.PRPD,PRSD,NES	109 784	54 003	37 480	621 MATERIALS OF RUBBER	96 871	82 994	57 974
041 WHEAT, MESLIN, UNMILLED	5 344 864	170 842	118 833	625 RUBBER TYRES,TUBES,ETC.	423 163	300 912	210 311
042 RICE	7 799	1 354	945	629 ARTICLES OF RUBBER, NES	41 272	113 877	79 654
043 BARLEY, UNMILLED	477 154	12 670	8 844	633 CORK MANUFACTURES	421	1 429	988
044 MAIZE UNMILLED	145 545	5 139	3 623	634 VENEERS, PLYWOOD, ETC.	685 073	80 909	56 313
045 OTHER CEREALS, UNMILLED	244 900	6 519	4 615	635 WOOD MANUFACTURES, NES	212 413	31 948	22 326
046 MEAL,FLOUR OF WHEAT,MSLN	4 637	263	177	641 PAPER AND PAPERBOARD	6 225 081	993 157	694 153
047 OTHER CEREAL MEAL,FLOURS	479	124	85	642 PAPER,PAPERBOARD,CUT ETC	756 017	276 964	193 657
048 CEREAL PREPARATIONS	599 013	132 903	92 660	651 TEXTILE YARN	696 364	744 988	519 651
054 VEGETABLES	535 073	35 319	24 261	652 COTTON FABRICS, WOVEN	114 582	145 234	101 357
056 VEGETABLES,PRPD,PRSD,NES	162 863	43 485	30 158	653 FABRICS,MAN-MADE FIBRES	76 379	175 664	122 519
057 FRUIT,NUTS EXCL.OIL NUTS	169 997	35 966	25 084	654 OTH.TEXTILE FABRIC,WOVEN	33 422	85 780	59 836
058 FRUIT,PRESERVED,PREPARED	141 011	45 375	31 622	655 KNIT,CROCHET,FABRIC NES	26 341	70 134	49 040
059 FRUIT, VEGETABLE JUICES	243 401	46 357	32 495	656 TULLE,LACE,EMBROIDRY,ETC	16 281	47 937	33 481
061 SUGARS,MOLASSES,HONEY	804 353	100 275	70 283	657 SPECIAL YARN,TXTL.FABRIC	149 891	199 876	139 238
062 SUGAR CONFECTIONERY	49 580	26 388	18 386	658 TEXTILE ARTICLES NES	38 393	54 391	38 071
071 COFFEE,COFFEE SUBSTITUTE	27 184	21 180	14 758	659 FLOOR COVERINGS, ETC.	21 570	20 852	14 556
072 COCOA	77 593	23 587	16 601	661 LIME,CEMENT,CONSTR.MATRL	115 225	8 322	5 803
073 CHOCOLATE,OTH.COCOA PREP	159 799	91 282	63 447	662 CLAY,REFRCT.CONSTR.MATRL	1 101 215	101 383	70 870
074 TEA AND MATE	4 325	5 433	3 798	663 MINERAL MANUFACTURES,NES	775 089	253 465	177 201
				664 GLASS	1 861 791	344 876	240 421
				665 GLASSWARE	157 698	71 581	50 014

7 IMPORTS AND EXPORTS (SPECIAL TRADE) BY COUNTRIES OF PRODUCTION AND CONSUMPTION AND BY GROUPS OF THE SITC-REV. III 1995

GROUP DESCRIPTION	DT = 100 KG	1 000 DM	1 000 \$	GROUP DESCRIPTION	DT = 100 KG	1 000 DM	1 000 \$
666 POTTERY	80 557	108 130	75 572	898 MUSICAL INSTRUMENTS, ETC.	65 112	161 194	112 500
667 PEARLS, PRECIOUS STONES	39	18 633	12 990	899 MISC MANUFACTRD GOODS NES	37 161	112 119	78 316
671 PIG IRON, SPIEGELEISN, ETC	313 293	47 119	32 959	941 COMPL INDO PLANT CHAPT 99	423	374	257
672 INGOTS ETC. IRON OR STEEL	1 290 072	116 826	81 780	971 GOLD, NONMONTY EXCL ORES	124	201 928	141 190
673 FLAT-ROLLED IRON ETC.	8 784 549	637 730	446 641	972 MONETARY GOLD, GOLD COINS	1	127	88
674 FLAT-ROLLED PLATED IRON	2 130 478	219 679	153 508				
675 FLAT-ROLLED, ALLOY STEEL	1 636 923	403 847	281 923	UNTD KINGDOM			
676 IRON, STL, BAR, SHAPES ETC.	3 744 160	353 593	247 143	IMPORTS	264 537 996	43 568 704	30 457 914
677 RAILWAY TRACK IRON, STEEL	311 159	8 397	5 909	001 LIVE ANIMALS	40 854	15 604	10 965
678 WIRE OF IRON OR STEEL	69 375	22 191	15 502	011 BOVINE MEAT	5 553	6 578	4 659
679 TUBES, PIPES, ETC. IRON, STL	1 215 595	301 229	210 837	012 OTHER MEAT, MEAT OFFAL	761 408	263 147	184 100
681 SILVER, PLATINUM, ETC.	6 021	151 296	106 298	016 MEAT, ED. OFFL, DRY, SLT, SMK	189	153	109
682 COPPER	1 420 392	761 922	530 492	017 MEAT, OFFL, PRPD, PRSD, NES	36 214	32 161	22 639
683 NICKEL	37 075	65 446	45 770	022 MILK AND CREAM	202 504	73 237	51 150
684 ALUMINIUM	1 664 481	751 172	525 303	023 BUTTER, OTHER FAT OF MILK	79 480	50 384	35 480
685 LEAD	22 371	3 716	2 588	024 CHEESE AND CURD	52 666	31 910	22 312
686 ZINC	167 541	33 579	23 441	025 EGGS, BIRDS, YOLKS, ALBUMIN	3 979	5 361	3 745
687 TIN	4 948	4 857	3 348	034 FISH, FRESH, CHILLED, FROZN	88 790	26 066	18 274
689 MISC. NON-FERR. BASE METAL	16 631	12 883	9 030	035 FISH, DRIED, SALTED, SMOKED	6 373	2 799	1 946
691 METALLIC STRUCTURES NES	129 218	74 147	51 799	036 CRUSTACEANS, MOLLUSCS ETC	4 567	6 281	4 376
692 CONTAINERS, STORAGE, TRNSP	30 138	27 812	19 534	037 FISH ETC. PREPD, PRSD, NES	25 921	18 557	13 008
693 WIRE PRODUCTS EXCL. ELECT	54 049	31 614	21 989	041 WHEAT, MESLIN, UNMILLED	950 962	26 960	18 939
694 NAILS, SCREWS, NUTS, ETC.	101 846	104 122	72 731	042 RICE	13 076	3 373	2 338
695 TOOLS	60 471	308 996	215 867	043 BARLEY, UNMILLED	585 053	17 790	12 468
696 CUTLERY	16 314	73 745	51 567	044 MAIZE UNMILLED	5 852	2 976	2 118
697 HOUSEHOLD EQUIPMENT, NES	28 823	39 652	27 717	045 OTHER CEREALS, UNMILLED	166 047	4 682	3 286
699 MANUFACTS. BASE METAL, NES	503 234	459 389	320 779	046 MEAL, FLOUR OF WHEAT, MSLN	20 659	1 309	915
700 CPL INDO PLANT (84/85/87)	8 705	24 813	17 284	047 OTHER CEREAL MEAL, FLOURS	22 284	1 406	977
711 STEAM GENER. BOILERS, ETC.	6 813	6 046	4 260	048 CEREAL PREPARATIONS	787 704	116 382	81 335
712 STEAM TURBINES	1 741	13 446	9 815	054 VEGETABLES	268 721	24 001	16 757
713 INTRNL COMBUS PSTN ENGIN	111 160	551 311	385 810	056 VEGETABLES, PRPD, PRSD, NES	56 233	7 523	5 264
714 ENGINES, MOTORS NON-ELECT	1 168	34 038	23 911	057 FRUIT, NUTS EXCL. OIL NUTS	130 315	6 911	4 828
716 ROTATING ELECTRIC PLANT	226 370	372 518	261 026	058 FRUIT, PRESERVED, PREPARED	46 665	19 597	13 721
718 OTH. POWR. GENRTNG. MACHNRY	21 911	97 616	68 225	059 FRUIT, VEGETABLE JUICES	4 134	934	658
721 AGRIC. MACHINES, EX. TRACTR	79 836	119 481	83 846	061 SUGARS, MOLASSES, HONEY	139 075	13 114	9 158
722 TRACTORS	102 158	121 436	85 250	062 SUGAR CONFECTIONERY	31 163	17 667	12 419
723 CIVIL ENGINEERING EQUIPT	79 347	95 239	66 619	071 COFFEE, COFFEE SUBSTITUTE	32 525	49 052	34 214
724 TEXTILE, LEATHER MACHINES	164 694	717 738	501 772	072 COCOA	3 678	1 250	872
725 PAPER, PULP MILL MACHINES	26 631	109 606	76 889	073 CHOCOLATE, OTH. COCOA PREP	72 752	51 237	35 710
726 PRINTING, BOOKBINDING MACHS	65 369	298 153	207 561	074 TEA AND MATE	15 840	8 046	5 609
727 FOOD-PROCESS. MCH. NON DOM	5 455	28 943	20 314	075 SPICES	6 427	2 821	1 978
728 OTH. MACH. PTS, SPCL INDUST	194 519	561 277	392 553	081 ANIMAL FEED STUFF	332 878	101 922	71 282
731 METAL REMOVAL WORK TOOLS	125 768	424 721	295 488	091 MARGARINE AND SHORTENING	66 111	8 575	5 987
733 MACH-TOOLS, METAL-WORKING	55 819	115 925	80 808	098 EDIBLE PROD. PREPRTRS, NES	111 602	36 598	25 536
735 PARTS, NES, FOR MACH-TOOLS	20 303	115 007	80 340	111 NON-ALCOHOL. BEVERAGE, NES	13 634	1 976	1 381
737 METALWORKING MACHNRY NES	29 642	108 567	75 456	112 ALCOHOLIC BEVERAGES	220 750	189 227	132 416
741 HEATING, COOLING EQUIP, PART	111 721	286 877	200 867	122 TOBACCO, MANUFACTURED	26 763	67 888	47 617
742 PUMPS FOR LIQUIDS, PARTS	125 535	741 574	518 081	121 HIDES, SKINS (EX. FURS), RAW	11 310	2 341	1 647
743 PUMPS NES, CENTRIFUGS ETC	256 328	527 897	369 068	212 FURSKINS, RAW	82	1 805	1 250
744 MECHANICAL HANDLING EQUIP	275 454	916 581	220 763	222 OILSEED (SFT. FIX VEG. OIL)	51 724	3 158	2 231
745 OTH. NONELEC MCH, TOOL, NES	64 449	283 264	198 009	223 OILSEED (OTH. FIX. VEG. OIL)	3 814	358	250
746 BALL OR ROLLER BEARINGS	185 797	435 178	303 962	231 NATURAL RUBBER, ETC.	34 348	9 256	6 478
747 TAPS, COCKS, VALVES, ETC.	118 141	448 300	312 811	232 SYNTHETIC RUBBER, ETC.	293 746	116 618	81 314
748 TRANSMISSIONS SHAFTS ETC	134 033	313 257	218 988	245 FUEL WOOD, WOOD CHARCOAL	232	114	82
749 NON-ELECT MACH. PARTS, ETC	46 421	187 322	130 626	247 WOOD ROUGH, ROUGH SQUARED	46 761	2 819	1 974
751 OFFICE MACHINES	28 199	146 763	102 421	248 WOOD, SIMPLY WORKED	13 004	1 427	985
752 AUTOMATC. DATA PROC. EQUIP	65 530	827 769	578 304	251 PULP AND WASTE PAPER	557 863	24 114	16 925
759 PARTS, FOR OFFICE MACHINES	26 884	371 069	258 395	261 SILK	334	603	424
761 TELEVISION RECEIVERS ETC	86 398	182 551	127 433	263 COTTON	21 636	8 682	6 061
762 RADIO-BROADCAST RECEIVER	7 077	54 881	38 206	266 SYNTHETIC FIBRES	73 894	23 785	16 599
763 SOUND RECORDER, PHONOGRPH	18 221	103 117	71 914	267 OTHER MAN-MADE FIBRES	73 782	31 499	22 069
764 TELECOMM. EQUIP. PARTS NES	26 137	723 634	506 354	268 WOOL, OTHER ANIMAL HAIR	30 155	27 657	19 277
771 ELECT POWER MACHNRY PARTS	50 008	260 892	182 577	269 WORN CLOTHING, TEXTL. ARTL	1 948	216	150
772 ELEC. SWITCH, RELAY, CIRCUIT	195 144	1 440 824	1 007 341	273 STONE, SAND AND GRAVEL	15 425 813	21 929	15 250
773 ELECTR DISTRIB. EQPT NES	72 859	129 274	90 319	274 SULPHUR, UNRSTD. IRON PYRS	264	93	64
774 ELECTRO-MEDCL. XRAY EQUIP	6 916	133 984	93 480	277 NATURAL ABRASIVES, NES	738	4 017	2 805
775 DOM. ELEC. NON-ELEC. EQUIPT	216 698	332 500	232 496	278 OTHER CRUDE MINERALS	4 319 919	69 300	48 624
776 TRANSISTORS, VALVES, ETC.	70 676	1 191 483	828 525	281 IRON ORE, CONCENTRATES	5 917	150	105
778 ELECTRIC MACH. APPART. NES	374 085	1 465 652	1 024 884	282 FERROUS WASTE AND SCRAP	239 478	7 296	5 103
781 PASS. MOTOR VEHCLS. EX. BUS	3 653 495	7 097 650	4 965 537	285 ALUMINIUM ORE, CONCTR. ETC	40 437	3 258	2 284
782 GOODS, SPCL TRANSPORT VEH	631 384	749 880	525 738	287 ORE, CONCENTR. BASE METALS	37 919	20 889	14 637
783 ROAD MOTOR VEHICLES NES	292 266	472 421	331 698	288 NON-FERROUS WASTE, SCRAP	581 277	154 329	107 801
784 PARTS, TRACTORS, MOTOR VEH	773 700	1 416 138	986 978	289 PREC. METAL ORES, CONCTRTS	166	4 925	3 466
785 CYCLES, MOTORCYCLES ETC.	10 940	46 155	32 186	291 CRUDE ANIMAL MATERIALS, NES	223 644	41 814	29 242
786 TRAILERS, SEMI-TRAILER, ETC	92 531	79 776	55 972	292 CRUDE VEG. MATERIALS, NES	19 790	9 871	6 870
791 RAILWAY VEHICLES, EQUIPNT	34 611	40 945	28 311	321 COAL, NOT AGGLOMERATED	360 932	3 360	2 309
792 AIRCRAFT, ASSOCD. EQUIPNT	5 162	465 555	328 892	322 BRIQUETTES, LIGNITE, PEAT	14 830	279	190
793 SHIP, BOAT, FLOAT. STRUCTRS	1 527	4 376	3 073	325 COKE, SEMI-COKE, RET. CARBN	17 265	421	297
800 CPL INDO PLANT CHAP 90/94	14	68	45	326 PETROLEUM OILS, CRUDE	171 211 736	3 323 282	2 321 130
811 PREFABRICATED BUILDINGS	1 973	4 107	2 838	333 PETROLEUM PRODUCTS	12 784 945	311 471	217 978
812 PLUMBING, SANITRY, EQPT. ETC	142 708	167 718	117 081	335 RESIDUAL PETROL. PRODUCTS	1 144 404	52 554	37 104
813 LIGHTING FIXTURES ETC. NES	25 608	66 243	46 273	342 LIQUEFIED PROPANE, BUTANE	1 411 743	44 133	30 442
821 FURNITURE, CUSHIONS, ETC.	165 156	171 164	119 764	344 PETROLEUM GASES, NES	45 578	3 789	2 720
831 TRUNK, SUIT-CASES, BAG, ETC	4 820	14 851	10 407	411 ANIMAL OILS AND FATS	16 802	6 109	4 249
841 MENS, BOYS CLOTHING, X-KNIT	11 920	83 571	57 794	421 FIXED VEG. FAT, OILS, SOFT	14 959	2 698	1 853
842 WOMEN, GIRL CLOTHING, X-KNIT	4 979	77 014	53 323	422 FIXED VEG. FAT, OILS, OTHER	53 060	7 268	5 093
843 MENS, BOYS CLOTHING, KNIT	3 343	11 763	8 228	431 ANIMAL, VEG. FATS, OILS, NES	104 934	12 473	8 750
844 WOMEN, GIRLS CLOTHING, KNIT	1 712	15 524	10 764	411 HYDROCARBONS, NES, DERIVTS	2 325 577	193 936	136 167
845 OTHR. TEXTILE APPAREL, NES	21 987	76 656	53 346	512 ALCOHOL, PHENOL, ETC. DERIV	467 035	79 937	55 997
846 CLOTHING ACCESSRS, FABRIC	3 248	25 004	17 487	513 CARBOXYLIC ACIDS, DERIVTS	1 048 299	241 107	168 636
848 CLOTHING, NONTEXTL.; HEADGEAR	4 178	27 338	19 018	514 NITROGEN-FUNCT. COMPOUNDS	1 241 822	663 446	468 055
851 FOOTWEAR	12 423	42 803	29 822	515 ORGANO-INORGANIC COMPNDS	137 992	237 748	165 154
871 OPTICAL INSTRUMENTS, NES	1 713	53 524	37 503	516 OTHER ORGANIC CHEMICALS	284 611	118 761	82 974
872 MEDICAL INSTRUMENTS NES	15 488	259 016	180 845	522 INORGANIC CHEM. ELEMENTS	665 874	101 097	70 848
873 METERS, COUNTERS, NES	7 890	52 772	36 894	523 METAL. SALTS, INORGAN. ACID	193 587	29 897	20 909
874 MEASURE, CONTROL INSTRMNT	53 341	881 993	616 431	524 OTHER CHEMICAL COMPOUNDS	85 459	21 020	14 666
881 PHOTOGRAPH APPAR. ETC. NES	7 131	81 404	56 844	525 RADIO-ACTIVE MATERIALS	15 553	124 919	87 114
882 PHOTO. CINEMATOGRPH. SUPPL	129 289	198 153	138 603	531 SYNTH. COLOURS, LAKES, ETC.	101 542	125 144	87 383
883 CINE. FILM EXPOS. DEVELPD	11	102	69	532 DYEING, TANNING MATERIALS	5 898	1 981	1 387
884 OPTICAL GOODS NES	2 726	130 625	91 384	533 PIGMENTS, PAINTS, ETC.	647 575	254 523	177 782
885 WATCHES AND CLOCKS	5 335	76 791	53 657	541 MEDICINES, ETC. EXC. GRP542	39 302	217 170	151 531
891 ARMS AND AMMUNITION	2 584	11 415	8 034	542 MEDICAMENTS	87 557	669 358	469 113
892 PRINTED MATTER	150 636	185 718	129 468	551 ESSNTL. OIL, PERFUME, FLAVR	49 607	65 038	45 552
893 ARTICLES, NES, OF PLASTICS	310 117	342 852	239 633	553 PERFUMERY, COSMETICS, ETC.	421 342	380 344	265 708
894 BABY CARRIAGE, TOYS, GAMES	48 108	101 381	70 995	554 SOAP, CLEANERS, POLISH, ETC	217 816	56 193	39 318
895 OFFICE, STATIONERY SUPPLS	20 477	92 040	64 354	562 FERTILIZER, EXCEPT GRP272	178 175	6 474	4 570
896 WORKS OF ART, ANTIQUE ETC	33	2 540	1 781				
897 GOLD, SILVERWARE, JEWEL NES	177	32 956	23 103				

7 IMPORTS AND EXPORTS (SPECIAL TRADE) BY COUNTRIES OF PRODUCTION AND CONSUMPTION AND BY GROUPS OF THE SITC-REV. III 1995

GROUP DESCRIPTION	DT = 100 KG	1 000 DM	1 000 \$	GROUP DESCRIPTION	DT = 100 KG	1 000 DM	1 000 \$
571 POLYMERS OF ETHYLENE	393 746	77 199	53 975	782 GOODS, SPCL TRANSPORT VEH	137 191	212 100	148 639
572 POLYMERS OF STYRENE	467 501	101 838	71 145	783 ROAD MOTOR VEHICLES NES	3 276	5 166	3 656
573 POLYMERS, VINYL CHLORIDE	76 097	25 677	17 948	784 PARTS, TRACTORS, MOTOR VEH	2 347 760	2 992 761	2 089 603
574 POLYACETAL, POLYCARBONATE	240 944	85 119	59 460	785 CYCLES, MOTORCYCLES ETC.	17 190	57 912	40 655
575 OTH. PLASTIC, PRIMARY FORM	1 060 162	384 697	269 720	786 TRAILERS, SEMI-TRAILER, ETC	34 315	20 033	13 996
579 PLASTIC WASTE, SCRAP ETC	19 977	1 675	1 167	791 RAILWAY VEHICLES, EQUIPNT	6 816	5 195	3 595
581 PLASTIC TUBE, PIPE, HOSE	43 127	72 009	50 306	792 AIRCRAFT, ASSOCTD. EQUIPNT	27 818	1 148 003	799 941
582 PLASTIC PLATE, SHEETS, ETC	391 627	260 108	181 858	793 SHIP, BOAT, FLOAT, STRUCTRS	5 622	20 490	13 993
583 MONOFILAMENT OF PLASTICS	17 540	10 951	7 627	811 PREFABRICATED BUILDINGS	74 978	23 713	16 675
591 INSECTICIDES, ETC.	59 861	91 132	63 795	812 PLUMBING, SANITRY, EQPT. ETC	18 246	7 426	5 207
592 STARCHES, INULIN, ETC.	79 445	46 710	32 627	813 LIGHTING FIXTURES ETC. NES	13 600	29 560	20 598
593 EXPLOSIVES, PYROTECHNICS	241	2 680	1 895	821 FURNITURE, CUSHIONS, ETC.	322 486	186 913	130 223
597 PREPRED ADDITIVES, LIQUIDS	261 138	59 979	41 905	831 TRUNK, SUIT-CASES, BAG, ETC	10 838	22 530	15 706
598 MISC. CHEMICAL PRODDTS. NES	734 864	423 773	296 053	841 MENS, BOYS CLOTHING, X-KNIT	17 881	63 668	44 420
611 LEATHER	5 095	14 856	10 386	842 WOMEN, GIRL CLOTHING, X-KNIT	29 180	181 793	127 363
612 MANUFACT. LEATHER ETC. NES	1 439	5 345	3 719	843 MENS, BOYS CLOTHING, KNIT	4 487	28 771	20 156
613 FURSKINS, TANNED, DRESSED	412	9 706	6 786	844 WOMEN, GIRLS CLOTHING, KNIT	10 377	62 637	43 929
621 MATERIALS OF RUBBER	74 862	65 454	45 738	845 OTHR. TEXTILE APPAREL, NES	32 871	180 582	126 514
625 RUBBER TYRES, TUBES, ETC.	571 899	335 104	234 235	846 CLOTHING ACCESSRS, FABRIC	4 861	22 173	15 611
629 ARTICLES OF RUBBER, NES	59 664	90 430	63 173	848 CLOTHING, NONTEXTL; HEADGEAR	5 027	24 286	16 963
633 CORK MANUFACTURES	417	465	324	851 FOOTWEAR	12 768	56 916	39 813
634 VENEERS, PLYWOOD, ETC.	85 321	10 236	7 213	871 OPTICAL INSTRUMENTS, NES	540	15 918	11 094
635 WOOD MANUFACTURES, NES	43 919	9 280	6 480	872 MEDICAL INSTRUMENTS NES	22 240	170 215	119 308
641 PAPER AND PAPERBOARD	3 844 993	736 021	515 861	873 METERS, COUNTERS, NES	3 196	30 011	21 048
642 PAPER, PAPERBOARD, CUT ETC	439 393	148 267	103 640	874 MEASURE, CONTROL INSTRMNT	23 705	435 449	304 394
651 TEXTILE YARN	206 152	206 859	144 844	881 PHOTOGRAPH APPAR. ETC. NES	6 281	51 969	36 050
652 COTTON FABRICS, WOVEN	22 055	41 995	29 258	882 PHOTO. CINEMATOGRPH. SUPPL	214 184	371 218	259 633
653 FABRICS, MAN-MADE FIBRES	70 922	93 281	64 827	883 CINE. FILM EXPOSD. DEVELOPD	143	652	453
654 OTH. TEXTILE FABRIC, WOVEN	28 110	62 404	43 748	884 OPTICAL GOODS NES	664	22 685	15 839
655 KNIT, CROCHET, FABRIC NES	11 355	28 117	19 600	885 WATCHES AND CLOCKS	875	12 250	8 569
656 TULLE, LACE, EMBROIDRY, ETC	5 850	13 371	9 332	891 ARMS AND AMMUNITION	3 592	6 904	4 817
657 SPECIAL YARN, TEXTL. FABRIC	94 501	132 919	92 789	892 PRINTED MATTER	188 376	257 483	180 292
658 TEXTILE ARTICLES NES	31 888	53 948	37 788	893 ARTICLES, NES, OF PLASTICS	337 722	271 460	189 839
659 FLOOR COVERINGS, ETC.	33 709	33 321	23 220	894 BABY CARRIAGE, TOYS, GAMES	76 637	164 680	114 998
661 LIME, CEMENT, CONSTR. MATRL	123 589	15 780	11 088	895 OFFICE, STATIONERY SUPPLS	22 323	66 480	46 506
662 CLAY, REFRACT. CONSTR. MATRL	243 002	21 081	14 747	896 WORKS OF ART, ANTIQUE ETC	1 224	20 847	14 626
663 MINERAL MANUFACTURES, NES	371 825	139 815	97 695	897 GOLD, SILVERWARE, JEWEL NES	877	49 127	34 380
664 GLASS	626 698	95 869	66 991	898 MUSICAL INSTRUMENTS, ETC.	137 199	398 578	277 824
665 GLASSWARE	176 269	57 514	40 120	899 MISC MANUFACTRD GOODS NES	80 332	119 494	83 490
666 POTTERY	48 400	37 588	26 326	901 COIN NONGOLD NONCURRENT	197	13 069	9 185
667 PEARLS, PRECIOUS STONES	15	5 549	3 923	971 GOLD, NONMONEY EXCL ORES	103	180 607	128 251
671 PIG IRON, SPIEGELEISN, ETC	149 008	52 242	36 470	972 MONETARY GOLD, GOLD COINS	4	7 031	4 916
672 INGOTS ETC. IRON OR STEEL	1 892 476	194 764	136 893	EXPORTS	120 767 447	61 912 104	43 308 595
673 FLAT-ROLLED IRON ETC.	2 635 227	197 530	138 636	001 LIVE ANIMALS	1 302	2 041	1 431
674 FLAT-ROLLED PLATED IRON	1 644 198	213 428	149 131	011 BOVINE MEAT	11 415	6 222	4 320
675 FLAT-ROLLED, ALLOY STEEL	546 087	210 312	147 267	012 OTHER MEAT, MEAT OFFAL	274 406	93 222	65 337
676 IRON, STL. BAR, SHAPES ETC.	5 475 230	425 964	297 633	016 MEAT, ED. OFFL, DRY, SLT, SMK	50 849	27 612	19 346
677 RAILWAY TRACK IRON, STEEL	7 679	788	561	017 MEAT, OFFL, PRPD, PRSVD, NES	83 571	69 801	48 922
678 WIRE OF IRON OR STEEL	169 711	29 362	20 555	022 MILK AND CREAM	575 894	111 292	77 981
679 TUBES, PIPES, ETC. IRON, STL	806 042	139 647	97 603	023 BUTTER, OTHER FAT OF MILK	2 746	1 506	1 328
681 SILVER, PLATINUM, ETC.	9 224	165 716	116 211	024 CHEESE AND CURD	259 139	160 023	111 850
682 COPPER	591 162	313 275	219 223	025 EGGS, BIRDS, YOLKS, ALBUMIN	20 720	3 123	2 194
683 NICKEL	58 389	86 695	60 559	031 FISH, FRESH, CHILLED, FROZN	57 659	19 624	13 617
684 ALUMINIUM	1 505 600	569 518	398 881	035 FISH, DRIED, SALTED, SMOKED	1 366	332	226
685 LEAD	344 734	39 101	27 141	036 CRUSTACEANS, MOLLUSCS ETC	190	363	258
686 ZINC	91 126	15 355	10 754	037 FISH ETC. PREPD, PRSVD. NES	32 660	18 864	13 146
687 TIN	6 377	5 953	4 177	041 WHEAT, MESLIN, UNMILLED	2 617 596	81 204	56 187
689 MISC. NON-FERR. BASE METAL	15 829	21 753	15 177	042 RICE	18 205	4 323	3 028
691 METALLIC STRUCTURES NES	188 468	74 149	52 006	043 BARLEY, UNMILLED	210 801	5 123	3 609
692 CONTAINERS, STORAGE, TRNSP	96 451	69 782	48 950	044 MAIZE UNMILLED	7 431	4 114	2 859
693 WIRE PRODUCTS EXCL. ELECT	22 192	13 226	9 250	045 OTHER CEREALS, UNMILLED	21 971	787	542
694 NAILS, SCREWS, NUTS, ETC.	91 207	72 282	50 588	046 MEAL, FLOUR OF WHEAT, MSLN	14 100	1 295	878
695 TOOLS	21 132	93 760	65 516	047 OTHER CEREAL MEAL, FLOURS	1 781	101	73
696 CUTLERY	16 964	48 359	33 799	048 CEREAL PREPARATIONS	594 024	138 460	96 912
697 HOUSEHOLD EQUIPMENT, NES	20 989	24 875	17 241	051 VEGETABLES	101 696	16 006	11 120
699 MANUFACT. BASE METAL, NES	421 571	299 544	209 754	056 VEGETABLES, PRPD, PRSVD, NES	239 497	51 585	36 110
711 STEAM GENER. BOILERS, ETC.	661	1 208	853	057 FRUIT, NUTS EXCL. OIL NUTS	128 849	28 435	19 762
712 STEAM TURBINES	2 388	25 652	17 766	058 FRUIT, PRESERVED, PREPARED	186 307	52 407	36 679
713 INTRNL COMBUS PSTN ENGIN	584 969	888 205	620 164	059 FRUIT, VEGETABLE JUICES	297 151	52 345	36 551
714 ENGINES, MOTORS NON-ELECT	16 337	340 177	238 951	061 SUGARS, MOLASSES, HONEY	769 076	56 491	39 910
716 ROTATING ELECTRIC PLANT	102 691	91 233	63 773	062 SUGAR CONFECTIONERY	110 482	50 666	35 238
718 OTH. POWER GENRNG. MACHNRY	7 962	75 779	52 893	071 COFFEE, COFFEE SUBSTITUTE	137 382	212 139	148 135
721 AGRIC. MACHINES, EX. TRACTR	37 753	36 043	25 188	072 COCOA	47 395	11 782	8 271
722 TRACTORS	64 455	78 206	54 395	073 CHOCOLATE, OTH. COCOA PREP	157 296	96 455	67 225
723 CIVIL ENGINEERING EQUIPT	263 304	248 643	174 272	074 TEA AND MATE	25 895	18 465	12 940
724 TEXTILE, LEATHER MACHINES	13 069	45 883	31 905	075 SPICES	6 661	4 830	3 380
725 PAPER, PULP MILL MACHINES	11 296	22 546	15 736	081 ANIMAL FEED STUFF	3 360 501	162 359	113 493
726 PRINTING, BOOKBINDING MACHS	14 585	68 763	48 151	091 MARGARINE AND SHORTENING	62 111	10 415	7 274
727 FOOD-PROCESS. MCH. NON DOM	1 774	12 088	8 386	098 EDIBLE PROD. PREPRTNS, NES	373 445	139 613	97 798
728 OTH. MACH. PTS, SPCL INDUST	109 246	170 758	119 546	111 NON-ALCOHOL. BEVERAGE, NES	131 080	22 239	15 603
731 METAL REMOVAL WORK TOOLS	41 141	138 700	97 129	112 ALCOHOLIC BEVERAGES	2 609 352	444 524	311 633
733 MACH-TOOLS, METAL-WORKING	6 970	7 506	5 186	121 TOBACCO, UNMANUFACTURED	5 979	2 725	1 904
735 PARTS, NES, FOR MACH-TOOLS	11 871	40 106	28 035	122 TOBACCO, MANUFACTURED	105 410	124 893	87 642
737 METALWORKING MACHNRY NES	58 786	44 920	31 314	121 HIDES, SKINS (EX. FURS), RAW	9 358	3 113	2 177
741 HEATING, COOLING EQUIP, PART	37 988	102 470	71 681	212 FURSKINS, RAW	217	4 058	2 833
742 PUMPS FOR LIQUIDS, PARTS	43 900	94 672	66 266	222 OILSEED (SFT. FIX VEG. OIL)	1 342 015	55 089	38 526
743 PUMPS NES, CENTRIFUGS ETC	100 768	307 173	213 383	223 OILSEED (OTH. FIX VEG. OIL)	6 499	1 403	978
744 MECHANICAL HANDLING EQUIP	255 232	241 493	168 525	231 NATURAL RUBBER, ETC.	4 107	1 064	752
745 OTH. NONELEC MCH, TOOL, NES	25 496	110 732	77 257	232 SYNTHETIC RUBBER, ETC.	253 407	55 236	38 527
746 BALL OR ROLLER BEARINGS	67 735	196 863	137 559	246 WOOD IN CHIPS, PARTICLES	10 754	482	337
747 TAPS, COCKS, VALVES, ETC.	35 439	124 050	86 910	247 WOOD ROUGH, ROUGH SQUARED	59 877	1 203	826
748 TRANSMISSIONS SHAFTS ETC	116 714	120 116	83 704	248 WOOD, SIMPLY WORKED	612 806	48 291	33 581
749 NON-ELECT MACH. PARTS, ETC	39 778	67 670	40 184	251 PULP AND WASTE PAPER	919 879	33 140	23 199
751 OFFICE MACHINES	35 394	162 268	113 662	261 SILK	590	840	582
752 AUTOMAT. DATA PROC. EQUIP	181 705	2 310 854	1 618 936	263 COTTON	54 905	9 287	6 482
759 PARTS, FOR OFFICE MACHINS	35 637	611 815	424 233	265 VEGETABLE TEXTILE FIBRES	621	177	123
761 TELEVISION RECEIVERS ETC	222 751	477 500	332 843	266 SYNTHETIC FIBRES	241 214	84 629	59 181
762 RADIO-BROADCAST RECEIVER	15 498	71 192	49 728	267 OTHER MAN-MADE FIBRES	90 594	34 632	24 199
763 SOUND RECORDER, PHONOGRPH	35 744	218 458	152 250	268 WOOL, OTHER ANIMAL HAIR	34 894	37 137	25 838
764 TELECOMM. EQUIP. PARTS NES	81 136	1 046 967	732 142	269 WORN CLOTHING, TEXTL. ARTL	19 325	5 066	3 518
771 ELECT POWER MACHNRY, PARTS	25 206	166 408	116 338	272 FERTILIZERS, CRUDE	202 428	2 111	1 478
772 ELEC. SWITCH, RELAY, CIRCUIT	81 811	380 334	265 990	273 STONE, SAND AND GRAVEL	2 183 880	4 343	3 062
773 ELECTR DISTRIB. EQPT NES	122 814	138 515	96 824	274 SULPHUR, UNRSTD. IRON PYRS	1 105 912	11 757	8 212
774 ELECTRO-MEDCL. XRAY EQUIP	2 098	38 282	26 777	277 NATURAL ABRASIVES, NES	94	3 681	2 610
775 DOM. ELEC. NON-ELEC. EQUIPT	257 665	323 809	226 035	278 OTHER CRUDE MINERALS	943 137	20 078	14 069
776 TRANSISTORS, VALVES, ETC.	109 869	1 475 403	1 032 854	281 IRON ORE, CONCENTRATES	41 271	283	202
778 ELECTRIC MACH. APPART. NES	336 388	970 884	678 739				
781 PASS. MOTOR VEHCLS. EX. BUS	1 565 900	3 163 314	2 210 718				

7 IMPORTS AND EXPORTS (SPECIAL TRADE) BY COUNTRIES OF PRODUCTION AND CONSUMPTION AND BY GROUPS OF THE SITC-REV. III 1995

GROUP DESCRIPTION	DT = 100 KG	1 000 DM	1 000 \$	GROUP DESCRIPTION	DT = 100 KG	1 000 DM	1 000 \$
282 FERROUS WASTE AND SCRAP	1 347 239	76 801	53 539	716 ROTATING ELECTRIC PLANT	154 691	318 610	223 088
285 ALUMINIUM ORE, CONCR. ETC	158 523	14 083	9 880	718 OTH. POWR. GENRTNG. MACHNRY	62 739	136 901	95 613
287 ORE, CONCENTR. BASE METALS	403	41	31	721 AGRIC. MACHINES, EX. TRACTR	199 428	270 022	188 575
288 NON-FERROUS WASTE, SCRAP	446 879	49 011	34 151	722 TRACTORS	293 185	332 979	233 971
289 PREC. METAL ORES, CONCENTR	8 086	28 985	20 295	723 CIVIL ENGINEERING EQUIPT	247 419	287 457	201 144
291 CRUDE ANIMAL MATERIALS, NES	17 086	7 299	5 077	724 TEXTILE, LEATHER MACHINES	59 675	263 044	183 814
292 CRUDE VEG. MATERIALS, NES	66 502	33 522	23 258	725 PAPER, PULP MILL MACHINES	37 249	144 785	101 299
321 COAL, NOT AGGLOMERATED	599 678	12 726	8 768	726 PRINTNG, BOOKBINDNG MACHS	126 125	608 203	425 075
322 BRIQUETTES, LIGNITE, PEAT	874 009	18 304	12 721	727 FOOD-PROCESS. MCH. NON DOM	14 337	75 020	52 527
334 PETROLEUM PRODUCTS	15 333 922	293 440	204 736	728 OTH. MACH, PTS, SPCL INDUST	202 692	774 762	541 915
335 RESIDUAL PETROL. PRODUCTS	180 122	15 790	10 983	731 METAL REMOVAL WORK TOOLS	55 548	188 166	132 108
342 LIQUEFIED PROPANE, BUTANE	199 729	4 796	3 308	733 MACH-TOOLS, METAL-WORKING	21 690	64 428	45 168
344 PETROLEUM GASES, NES	240 640	5 086	3 586	735 PARTS, NES, FOR MACH-TOOLS	21 513	105 352	73 750
411 ANIMAL OILS AND FATS	104 315	10 653	7 429	737 METALWORKING MACHNRY NES	42 120	158 595	111 025
421 FIXED VEG. FAT, OILS, SOFT	203 628	20 056	14 150	741 HEATING, COOLING EQUIP, PART	76 680	246 560	172 379
422 FIXED VEG. FAT, OILS, OTHER	25 591	5 156	3 598	742 PUMPS FOR LIQUIDS, PARTS	102 367	716 845	501 155
431 ANIMAL, VEG. FATS, OILS, NES	211 763	31 518	22 003	743 PUMPS NES, CENTRIFUGS ETC	226 169	558 222	390 985
511 HYDROCARBONS, NES, DERIVTS	1 576 868	132 624	92 729	744 MECHANICAL HANDLING EQUIP	377 742	522 004	365 399
512 ALCOHOL, PHENOL, ETC. DERIV	1 202 775	242 247	169 202	745 OTH. NONELEC. MCH. TOOL, NES	103 203	473 381	331 233
513 CARBOXYLIC ACIDS, DERIVTS	1 350 811	335 939	234 889	746 BALL OR ROLLER BEARINGS	65 536	199 550	139 344
514 NITROGEN-FUNCT. COMPOUNDS	413 966	248 228	173 364	747 TAPS, COCKS, VALVES, ETC.	73 779	355 058	247 513
515 ORGANO-INORGANIC COMPNDS	222 030	259 237	181 281	748 TRANSMISSIONS SHAFTS ETC.	351 654	363 762	254 091
516 OTHER ORGANIC CHEMICALS	732 016	185 230	129 597	749 NON-ELECT. MACH. PARTS, ETC	48 626	167 582	117 065
522 INORGANIC CHEM. ELEMENTS	3 461 543	236 402	165 435	751 OFFICE MACHINES	43 168	240 370	168 120
523 METAL. SALTS, INORGAN. ACID	770 676	108 173	74 388	752 AUTOMATC. DATA PROC. EQUIP	83 985	1 544 131	1 078 085
524 OTHER CHEMICAL COMPOUNDS	77 610	35 204	24 544	759 PARTS, FOR OFFICE MACHINES	55 150	872 140	610 375
525 RADIO-ACTIVE MATERIALS	2 559	29 431	20 347	761 TELEVISION RECEIVERS ETC	63 865	125 337	87 386
531 SYNTH. COLOURS, LAKES, ETC.	135 230	216 777	151 613	762 RADIO-BROADCAST RECEIVER	7 449	77 891	54 419
532 DYEING, TANNING MATERIALS	25 948	6 429	4 489	763 SOUND RECORDER, PHONOGRPH	50 322	288 112	201 174
533 PIGMENTS, PAINTS, ETC.	559 555	320 647	223 886	764 TELECOMM. EQUIP. PARTS NES	38 460	707 961	494 951
541 MEDICINES, ETC. EXC. GRP542	29 586	215 701	150 410	771 ELECT. POWER MACHNRY. PARTS	86 155	255 621	178 706
542 MEDICAMENTS	90 401	781 612	545 000	772 ELECT. SWITCH. RELAY. CIRCUIT	180 149	1 049 975	733 245
551 ESSENTL. OIL, PERFUME, FLAVR	41 550	75 880	52 934	773 ELECTRIC DISTRIBUT. EQPT NES	140 668	353 743	247 797
553 PERFUMERY, COSMETICS, ETC.	259 810	234 138	163 503	774 ELECTRO-MEDCL. XRAY EQUIP	8 023	167 373	117 079
554 SOAP, CLEANERS, POLISH, ETC	882 037	195 783	136 854	775 DOM. ELEC. NON-ELEC. EQUIPT	352 886	425 983	297 529
562 FERTILIZER, EXCEPT GRP272	6 366 442	140 501	98 634	776 TRANSISTORS, VALVES, ETC.	173 173	1 550 412	1 084 910
571 POLYMERS OF ETHYLENE	1 129 525	187 677	131 087	778 ELECTRIC. MACH. APPART. NES	441 455	2 235 313	1 562 280
572 POLYMERS OF STYRENE	494 137	113 255	79 140	781 PASS. MOTOR VEHCL. EX. BUS	2 911 908	7 216 654	5 053 062
573 POLYMERS, VINYL CHLORIDE	1 036 476	204 613	142 735	782 GOODS, SPCL. TRANSPORT VEH	698 190	1 017 316	712 083
574 POLYACETAL, POLYCARBONATE	890 129	352 198	246 449	783 ROAD MOTOR VEHICLES NES	698 334	365 776	255 561
575 OTH. PLASTIC, PRIMARY FORM	2 189 377	616 609	430 655	784 PARTS, TRACTORS, MOTOR VEH	3 528 563	4 413 930	3 085 898
579 PLASTIC WASTE, SCRAP ETC	31 648	1 949	1 369	785 CYCLES, MOTORCYCLES ETC.	8 133	31 684	21 940
581 PLASTIC TUBE, PIPE, HOSE	69 519	98 875	69 126	786 TRAILERS, SEMI-TRAILER, ETC	184 442	133 950	93 742
582 PLASTIC PLATE, SHEETS, ETC	1 199 389	722 215	504 046	791 RAILWAY VEHICLES. EQUIPNT	17 257	32 340	22 564
583 MONOFILAMENT OF PLASTICS	248 022	125 634	87 715	792 AIRCRAFT, ASSCOTD. EQUIPNT	15 015	611 812	428 181
591 INSECTICIDES, ETC.	113 524	164 940	115 584	793 SHIP, BOAT, FLOAT. STRUCTRS	622 112	1 209 739	876 037
592 STARCHES, INULIN, ETC.	449 050	92 072	64 234	800 CPL IND PLANT CHAP 90/94	16	318	224
593 EXPLOSIVES, PYROTECHNICS	4 809	10 133	6 991	811 PREFABRICATED BUILDINGS	1 216	2 025	1 425
597 PREPRD ADDITIVES, LIQUIDS	202 691	76 141	53 076	812 PLUMBING, SANITARY, EQPT. ETC	70 695	76 632	53 401
598 MISC. CHEMICAL PRODS. NES	1 969 826	629 575	440 165	813 LIGHTNG FIXTURES ETC. NES	30 535	96 323	67 351
600 CPL IND PLANT CHAP 69-76	25 272	55 147	38 998	821 FURNITURE, CUSHIONS, ETC.	393 113	323 683	226 042
611 LEATHER	7 829	13 633	9 507	831 TRUNK, SUIT-CASES, BAG, ETC	6 957	24 426	17 103
612 MANUFACT. LEATHER ETC. NES	752	2 559	1 792	841 MENS, BOYS CLOTHING, X-KNIT	17 770	183 306	127 762
613 FURSKINS, TANNED, DRESSED	305	2 470	1 733	842 WOMEN, GIRL CLOTHING, XKNIT	23 118	378 338	262 624
621 MATERIALS OF RUBBER	132 233	133 714	93 352	843 MENS, BOYS CLOTHING, KNIT	2 944	9 672	6 743
625 RUBBER TYRES, TUBES, ETC.	404 874	256 342	179 680	844 WOMEN, GIRLS CLOTHING, KNIT	2 731	20 959	14 576
629 ARTICLES OF RUBBER, NES	79 406	184 245	128 630	845 OTHR. TEXTILE APPAREL, NES	23 770	117 888	82 064
633 CORK MANUFACTURES	559	1 952	1 369	846 CLOTHING ACCESSRS, FABRIC	3 911	22 958	16 018
634 VENEERS, PLYWOOD, ETC.	868 766	98 313	68 653	848 CLOTHING, NONTXTL; HEADGEAR	2 979	23 723	16 496
635 WOOD MANUFACTURES, NES	145 437	25 954	18 220	851 FOOTWEAR	26 777	116 360	81 074
641 PAPER AND PAPERBOARD	7 849 648	1 407 392	982 528	871 OPTICAL INSTRUMENTS, NES	1 548	55 605	38 941
642 PAPER, PAPERBOARD, CUT ETC	1 142 359	483 820	337 988	872 MEDICAL INSTRUMENTS NES	14 038	142 382	99 816
651 TEXTILE YARN	557 973	445 006	310 967	873 METERS, COUNTERS, NES	5 547	70 133	48 999
652 COTTON FABRICS, WOVEN	51 480	98 851	68 898	874 MEASURE, CONTROL INSTRMNT	48 876	905 585	632 983
653 FABRICS, MAN-MADE FIBRES	133 022	286 950	200 273	881 PHOTOGRAPH APPAR. ETC. NES	10 511	124 339	86 808
654 OTH. TEXTILE FABRIC, WOVEN	18 537	42 728	29 824	882 PHOTO. CINEMATOGRPH. SUPPL	183 526	309 337	216 716
655 KNIT, CROCHET, FABRIC NES	21 127	37 954	26 517	883 CIN. FILM EXPOS. DEVELPD	19	126	85
656 TULLE, LACE, EMBROIDRY, ETC	4 337	20 133	14 082	884 OPTICAL GOODS NES	2 340	131 769	92 119
657 SPECIAL YARN, TXTL. FABRIC	320 645	284 689	198 359	885 WATCHES AND CLOCKS	7 409	72 435	50 479
658 TEXTILE ARTICLES NES	13 892	29 394	20 604	891 ARMS AND AMMUNITION	2 800	13 667	9 565
659 FLOOR COVERINGS, ETC.	28 418	28 063	19 563	892 ARMED MATTER	896 918	344 451	240 270
661 LIME, CEMENT, CONSTR. MATRL	1 164 018	20 751	14 434	893 ARTICLES, NES, OF PLASTICS	667 683	626 468	437 444
662 CLAY, REFRCT. CONSTR. MATRL	389 758	55 966	39 026	894 BABY CARRIAGE, TOYS, GAMES	72 250	128 907	89 927
663 MINERAL MANUFACTURES, NES	399 177	238 634	166 582	895 OFFICE, STATIONERY SUPPLS	35 306	95 083	66 566
664 GLASS	945 171	223 005	155 523	896 WORKS OF ART, ANTIQUE ETC	260	50 066	35 403
665 GLASSWARE	262 255	73 928	51 640	897 GOLD, SILVERWARE, JEWEL NES	236	66 301	46 383
666 POTTERY	18 503	19 889	13 922	898 MUSICAL INSTRUMENTS, ETC.	169 307	380 749	266 781
667 PEARLS, PRECIOUS STONES	114	5 748	4 026	899 MISC. MANUFCTRD GOODS NES	53 845	135 466	94 614
671 PIG IRON, SPIEGELEISN, ETC	82 234	19 057	13 305	941 COMPL. IND PLANT CHAPT 99	377	2 754	1 936
672 INGOTS ETC. IRON OR STEEL	661 266	42 286	29 566	961 COIN NONGOLD NONCURRENT	8	112	79
673 FLAT-ROLLED IRON ETC.	3 919 319	308 014	214 956	971 GOLD, NONMONTY EXCL DRES	40	49 438	34 823
674 FLAT-ROLLED PLATED IRON	3 260 642	354 648	247 480	972 MONETARY GOLD, GOLD COINS	292	13 512	9 458
675 FLAT-ROLLED, ALLOY STEEL	2 568 810	487 640	304 994				
676 IRON, STL. BAR, SHAPES ETC.	3 128 272	268 895	188 157	IRELAND			
677 RAILWAY TRACK IRON, STEEL	23 322	2 724	1 901				
678 WIRE OF IRON OR STEEL	67 286	21 537	15 018	IMPORTS	7 532 028	8 437 718	5 904 233
679 TUBES, PIPES, ETC. IRON, STL	1 207 226	300 384	210 262				
681 SILVER, PLATINUM, ETC.	1 305	104 549	73 552	001 LIVE ANIMALS	1 008	337	235
682 COPPER	735 156	429 314	299 507	011 BOVINE MEAT	81 145	62 479	43 671
683 NICKEL	28 096	49 301	34 476	012 OTHER MEAT, MEAT OFFAL	186 786	70 313	49 163
684 ALUMINIUM	1 430 922	733 867	514 248	016 MEAT, ED. OFFL, DRY, SLT, SMK	6 469	3 991	2 780
685 LEAD	18 982	4 627	3 220	017 MEAT, OFFL. PRPD, PRSVD, NES	9 524	7 715	5 392
686 ZINC	69 441	13 474	9 394	022 MILK AND CREAM	187 082	62 918	44 334
687 TIN	1 013	1 209	851	023 BUTTER, OTHER FAT OF MILK	427 937	291 272	204 866
689 MISC. NON-FERR. BASE METAL	28 036	64 822	45 183	024 CHEESE AND CURD	17 949	12 656	8 859
691 METALLIC STRUCTURES NES	169 310	90 487	63 204	034 FISH, FRESH, CHILLED, FROZN	346 576	38 595	26 850
692 CONTAINERS, STORAGE, TRNSP	201 902	155 706	108 746	035 FISH, DRIED, SALTED, SMOKED	10 086	2 072	1 426
693 WIRE PRODUCTS EXCL. ELECT	93 640	64 116	44 690	036 CRUSTACEANS, MOLLUSCS ETC	4 834	1 391	970
694 NAILS, SCREWS, NUTS, ETC.	170 277	170 213	118 967	037 FISH ETC. PREPRD, PRSVD. NES	35 748	6 510	4 537
695 TOOLS	63 145	288 758	202 271	043 BARLEY, UNMILLED	20 512	827	585
696 CUTLERY	25 083	108 819	75 973	048 CEREAL PREPARATIONS	5 715	2 169	1 519
697 HOUSEHOLD EQUIPMENT, NES	51 433	37 140	25 973	054 VEGETABLES	1 785	546	385
699 MANUFACTS. BASE METAL, NES	657 535	804 300	562 479	056 VEGETABLES, PRPD, PRSVD, NES	523	419	291
700 CPL IND PLANT (84/85/87)	34 814	143 329	100 464	058 FRUIT, PRESERVED, PREPARED	262	46	33
711 STEAM GENER. BOILERS, ETC.	6 578	6 015	4 207	059 FRUIT, VEGETABLE JUICES	1 140	218	152
712 STEAM TURBINES	4 384	12 814	8 914	061 SUGARS, MOLASSES, HONEY	6 389	694	487
713 INTRNL COMBUS PSTN ENGIN	1 145 984	848 187	592 231	062 SUGAR CONFECTIONERY	3 218	1 463	995
714 ENGINES, MOTORS NON-ELECT	6 314	341 597	238 659	073 CHOCOLATE, OTH. COCOA PREP	970	287	202

7 IMPORTS AND EXPORTS (SPECIAL TRADE) BY COUNTRIES OF PRODUCTION AND CONSUMPTION AND BY GROUPS OF THE SITC-REV. III 1995

GROUP DESCRIPTION	DT = 100 KG	1 000 DM	1 000 \$	GROUP DESCRIPTION	DT = 100 KG	1 000 DM	1 000 \$
081 ANIMAL FEED STUFF	10 995	3 529	2 459	726 PRINTNG,BOOKBINDNG MACHS	722	901	641
098 EDIBLE PROD.PREPRTRS,NES	256 474	1 153 768	809 769	727 FOOD-PROCESS.MCH.NON DOM	103	268	188
111 NON-ALCOHOL.BEVERAGE,NES	5 339	454	319	728 OTH.MACH,PTS,SPCL INDUST	27 934	18 838	13 121
112 ALCOHOLIC BEVERAGES	123 776	74 515	51 988	731 METAL REMOVAL WORK TOOLS	293	737	520
121 TOBACCO, UNMANUFACTURED	661	296	206	733 MACH-TOOLS,METAL-WORKING	688	847	591
122 TOBACCO, MANUFACTURED	12 856	107 485	75 025	735 PARTS,NES,FOR MACH-TOOLS	171	1 297	907
211 HIDES,SKINS(EX.FURS),RAW	1 356	326	228	737 METALWORKING MACHNRY NES	117	589	405
232 SYNTHETIC RUBBER, ETC.	5 489	377	264	741 HEATING,COOLING EQUIP,PART	15 788	46 999	32 819
248 WOOD, SIMPLY WORKED	685	149	106	742 PUMPS FOR LIQUIDS,PARTS	33 177	76 042	53 412
251 PULP AND WASTE PAPER	1 218	139	96	743 PUMPS NES,CENTRIFUGS ETC	2 399	11 528	8 117
266 SYNTHETIC FIBRES	171 166	53 984	37 866	744 MECHANICAL HANDLING EQUIP	4 975	6 871	4 799
268 WOOL, OTHER ANIMAL HAIR	16 758	10 000	7 013	745 OTH.NONELEC MCH,TOOL,NES	3 698	7 557	5 298
269 WORN CLOTHING,TEXTL,ARTL	61	113	73	746 BALL OR ROLLER BEARINGS	879	1 809	1 256
273 STONE, SAND AND GRAVEL	537 750	732	514	747 TAPS,COCKS,VALVES,ETC.	293	5 826	4 096
277 NATURAL ABRASIVES, NES	74	77 081	54 258	748 TRANSMISSIONS SHAFTS ETC	650	1 536	1 061
278 OTHER CRUDE MINERALS	186 576	13 108	9 205	749 NON-ELECT MACH,PARTS,ETC	1 848	6 748	4 736
282 FERROUS WASTE AND SCRAP	31 367	653	468	751 OFFICE MACHINES	23	499	348
285 ALUMINIUM ORE,CONCTR,ETC	845 365	24 174	16 704	752 AUTOMATC,DATA PROC.EQUIP	58 057	1 033 567	727 478
287 ORE,CONCENTR.BASE METALS	473 092	18 634	12 937	759 PARTS,FOR OFFICE MACHINS	16 659	255 116	178 026
288 NON-FERROUS WASTE,SCRAP	21 171	6 255	4 358	761 TELEVISION RECEIVERS ETC	13 588	33 733	23 333
289 PREC.METAL ORES,CONCTR	20	634	443	763 SOUND RECORDER,PHONOGRPH	920	9 280	6 472
291 CRUDE ANIMAL MATERLS,NES	16 082	6 329	4 437	764 TELECOMM,EQUIP,PARTS NES	9 853	120 850	84 160
292 CRUDE VEG.MATERIALS, NES	1 548	26 521	18 772	771 ELECT POWER MACHNY,PARTS	3 153	29 529	20 582
322 BRIQUETTES,LIGNITE,PEAT	20 170	302	208	772 ELEC. SWITCH,RELAY,CIRCUIT	14 327	153 376	106 845
344 PETROLEUM GASES, NES		55	37	773 ELECTR DISTRIBT.EQPT NES	11 849	55 013	38 426
411 ANIMAL OILS AND FATS	4 119	615	430	774 ELECTRO-MEDCL,XRAY EQUIP	20	81	58
421 FIXED VEG.FAT,OILS, SOFT	844	75	51	775 DOM.ELEC,NON-ELEC.EQUIPT	50 741	125 805	87 762
511 HYDROCARBONS,NES,DERIVTS	282	556	383	776 TRANSISTORS,VALVES,ETC.	1 172	92 712	64 719
512 ALCOHOL,PHENOL,ETC.DERIV	37	196	140	778 ELECTRIC.MACH.APPART,NES	10 905	170 111	119 040
513 CARBOXYLIC ACIDS,DERIVTS	53 469	54 161	37 839	782 GOODS,SPCL TRANSPORT VEH	230	127	91
514 NITROGEN-FUNCT.COMPOUNDS	62 995	53 640	37 398	784 PARTS,TRACTORS,MOTOR VEH	38 365	61 866	43 317
515 ORGANO-INORGANIC COMPNDS	7 597	253 294	177 278	785 CYCLES,MOTORCYCLES,ETC.	947	9 223	6 503
516 OTHER ORGANIC CHEMICALS	446	6 541	4 539	786 TRAILERS,SEMI-TRAILR,ETC	2 666	3 704	2 623
522 INORGANIC CHEM.ELEMENTS	519 538	8 772	6 221	791 RAILWAY VEHICLES,EQUIPNT	448	1 241	869
523 METAL,SALTS,INORGAN.ACID	9 946	2 330	1 631	792 AIRCRAFT,ASSOCTD.EQUIPNT	57	21 179	14 781
524 OTHER CHEMICAL COMPOUNDS	58	1 819	1 251	793 SHIP,BOAT,FLOAT.STRUCTRS	1 502	3 177	2 236
525 RADIO-ACTIVE MATERIALS		68	46	811 PREFABRICATED BUILDINGS	22 526	7 279	5 084
531 SYNTH.COLOURS,LAKES,ETC.	96	46	31	812 PLUMBING,SANITRY,EQPT,ETC	14 428	5 108	3 540
533 PIGMENTS, PAINTS, ETC.	11 120	6 380	4 462	813 LIGHTING FIXTURES ETC.NES	87	543	375
541 MEDICINES,ETC.EXC.GRPS42	4 788	175 295	122 296	821 FURNITURE,CUSHIONS,ETC.	8 921	10 183	7 119
542 MEDICAMENTS	89 949	362 151	252 414	831 TRUNK,SUIT-CASES,BAG,ETC	4 363	4 579	3 196
551 ESSENTL.OIL,PERFUME,FLAVR	5 196	17 879	12 485	841 MENS,BOYS CLOTHING,X-KNIT	283	1 968	1 371
553 PERFUMERY,COSMETICS,ETC.	106 802	155 783	108 648	842 WOMEN,GIRL CLOTHING,XKNIT	310	3 075	2 144
554 SOAP,CLEANERS,POLISH,ETC	3 352	3 163	2 167	843 MENS,BOYS CLOTHING,KNIT	9 704	21 366	14 931
562 FERTILIZER,EXCEPT GRP272	679 776	15 177	10 610	844 WOMEN,GIRLS CLOTHING,KNIT	920	7 795	5 436
572 POLYMERS OF STYRENE	810	1 700	1 214	845 OTHR.TEXTILE APPAREL,NES	70 546	87 967	61 418
573 POLYMERS,VINYL CHLORIDE	29	106	74	846 CLOTHING ACCESSRS,FABRIC	1 442	7 158	4 991
574 POLYACETAL,POLYCARBONATE	635	369	260	848 CLOTHING,NONTXTL;HEADGEAR	201	2 708	1 894
575 OTH.PLASTIC,PRIMARY FORM	29 053	19 473	13 675	851 FOOTWEAR	85	515	358
579 PLASTIC WASTE, SCRAP ETC	414	103	73	871 OPTICAL INSTRUMENTS,NES	3	85	60
581 PLASTIC TUBE,PIPE,HOSE	3 117	12 530	8 763	872 MEDICAL INSTRUMENTS NES	26 713	94 753	66 343
582 PLASTIC PLATE,SHEETS,ETC	24 074	49 521	34 692	873 METERS,COUNTERS,NES	335	1 234	841
583 INSECTICIDES, ETC.	483	1 626	1 141	874 MEASURE,CONTROL INSTRMNT	4 780	71 942	50 262
582 STARCHES,INULIN,ETC.	36 416	46 120	32 313	881 PHOTOGRAPH APPAR,ETC.NES	83	479	340
598 MISC.CHEMICAL PRODS,NES	106 838	62 859	44 180	882 PHOTO.CINEMATOGRPH.SUPPL	4 496	9 591	6 690
611 LEATHER	152	708	434	884 OPTICAL GOODS NES	1 685	33 178	23 230
612 MANUFACT. LEATHER ETC.NES	244	1 273	882	885 WATCHES AND CLOCKS	12	133	96
621 MATERIALS OF RUBBER	29 357	26 399	18 543	892 PRINTED MATTER	8 841	25 954	18 117
625 RUBBER TYRES,TUBES,ETC.	64 496	47 073	32 884	893 ARTICLES,NES,OF PLASTICS	94 557	96 295	67 391
629 ARTICLES OF RUBBER, NES	55 113	90 345	63 409	894 BABY CARRIAGE,TOYS,GAMES	45 423	47 242	33 123
634 VENEERS, PLYWOOD, ETC.	25 073	2 291	1 579	895 OFFICE,STATIONERY SUPPLS	701	5 562	3 875
635 WOOD MANUFACTURES, NES	8 237	8 562	5 969	896 WORKS OF ART,ANTIQUE ETC	8	693	489
641 PAPER AND PAPERBOARD	1 814	632	449	897 GOLD,SILVERWARE,JEWEL NES	466	13 350	9 156
642 PAPER,PAPERBOARD,CUT ETC	3 797	3 478	2 414	898 MUSICAL INSTRUMENTS,ETC.	46 723	803 356	560 089
651 TEXTILE YARN	39 270	37 881	26 534	899 MISC MANUFACTRD GOODS NES	22 025	71 895	50 378
652 COTTON FABRICS, WOVEN	6 339	6 113	4 267	961 COIN NONGOLD NONCURRENT	632	1 649	1 168
653 FABRICS,MAN-MADE FIBRES	1 453	3 512	2 444				
654 OTH.TEXTILE FABRIC,WOVEN	2 982	9 420	6 597	EXPORTS	8 556 199	3 501 510	2 447 555
655 KNIT,CROCHET.FABRIC NES	88	234	167				
656 TULLE,LACE,EMBROIDRY,ETC	207	1 430	993	001 LIVE ANIMALS	687	1 186	800
657 SPECIAL YARN,TEXTL.FABRIC	2 055	7 199	5 046	011 BOVINE MEAT	533	485	340
658 TEXTILE ARTICLES NES	3 861	8 255	5 759	012 OTHER MEAT, MEAT OFFAL	5 768	2 065	1 444
659 FLOOR COVERINGS, ETC.	17 155	12 207	8 611	016 MEAT,ED.OFFL.DRY,SLT,SMK	6 151	3 450	2 403
661 LIME,CEMENT,CONSTR.MATRL	48 955	1 631	1 145	017 MEAT,OFFL.PRPD,PRSD,NES	1 536	2 001	1 401
662 CLAY,REFRCT.CONSTR.MATRL	7 046	692	478	022 MILK AND CREAM	3 137	1 427	978
663 MINERAL MANUFACTURES,NES	3 451	7 152	5 004	023 BUTTER,OTHER FAT OF MILK	4 548	2 586	1 827
664 GLASS	14 986	7 369	5 160	024 CHEESE AND CURD	4 187	2 715	1 878
665 GLASSWARE	256	611	428	037 FISH ETC.PRPD,PRSD,NES	50	46	32
666 POTTERY	438	546	385	041 WHEAT, MESLIN, UNMILLED	249 263	7 684	5 319
667 PEARLS,PRECIOUS STONES		561	390	042 RICE	360	96	66
671 PIG IRON,SPIEGELEISN,ETC	843	926	666	043 BARLEY, UNMILLED	11 002	254	183
673 FLAT-ROLLED IRON ETC.	1 124	113	79	044 MAIZE UNMILLED	253	197	142
675 FLAT-ROLLED, ALLOY STEEL	2 827	710	501	046 MEAL,FLOUR OF WHEAT,MSLN	2 532	144	104
676 IRON,STL.BAR,SHAPES ETC.	432 011	29 091	20 356	048 CEREAL PREPARATIONS	13 365	4 226	2 953
678 WIRE OF IRON OR STEEL	932	351	247	054 VEGETABLES	4 478	3 146	2 165
679 TUBES,PIPES,ETC.IRON,STL	2 883	7 852	5 486	056 VEGETABLES,PRPD,PRSD,NES	8 234	2 115	1 479
681 SILVER,PLATINUM,ETC.		222	157	057 FRUIT,NUTS EXCL.OIL NUTS	2 969	438	299
682 COPPER	144	158	109	058 FRUIT,PRESERVED,PREPARED	1 364	349	241
683 NICKEL	778	2 091	1 449	059 FRUIT, VEGETABLE JUICES	8 773	2 614	1 836
684 ALUMINIUM	20 348	16 818	11 709	061 SUGARS,MOLASSES,HONEY	7 990	1 341	934
685 LEAD	10 829	1 291	910	062 SUGAR CONFECTIONERY	620	284	198
689 MISC.NON-FERR.BASE METAL	645	399	282	071 COFFEE,COFFEE SUBSTITUTE	1 763	3 709	2 585
691 METALLIC STRUCTURES NES	1 870	6 503	4 548	073 CHOCOLATE,OTH.COCCA PREP	3 403	1 835	1 263
692 CONTAINERS,STORAGE,TRNSP	115	69	50	074 TEA AND MATE	468	113	80
693 WIRE PRODUCTS EXCL.ELECT	5 024	4 251	2 960	075 SPICES	773	1 291	922
694 NAILS,SCREWS,NUTS,ETC.	13 271	13 025	9 102	081 ANIMAL FEED STUFF	197 962	7 056	4 907
695 TOOLS	9 849	60 682	41 943	088 EDIBLE PROD.PREPRTRS,NES	40 159	12 465	8 757
697 HOUSEHOLD EQUIPMENT,NES	997	5 233	3 653	111 NON-ALCOHOL.BEVERAGE,NES	6 531	1 067	748
699 MANUFACTS.BASE METAL,NES	51 664	65 398	38 554	112 ALCOHOLIC BEVERAGES	40 498	6 515	4 585
713 INTRNL COMBUS PSTN ENGIN	718	3 803	2 642	121 TOBACCO, UNMANUFACTURED	750	902	630
714 ENGINES,MOTORS NON-ELECT	6	114	79	122 TOBACCO, MANUFACTURED	1 071	2 136	1 497
716 ROTATING ELECTRIC PLANT	18 472	21 092	14 736	211 HIDES,SKINS(EX.FURS),RAW	1 983	595	413
718 OTH.POWR.GENRTRNG.MACHNRY	14 858	13 806	9 666	231 NATURAL RUBBER, ETC.	4 306	1 078	748
721 AGRIC.MACHINES,EX.TRACTR	11 018	7 206	4 993	232 SYNTHETIC RUBBER, ETC.	1 892	793	559
722 TRACTORS	45	53	37	248 WOOD, SIMPLY WORKED	23 101	1 913	1 337
723 CIVIL ENGINEERING EQUIPT	6 293	3 740	2 630	251 PULP AND WASTE PAPER	475	185	132
724 TEXTILE,LEATHER MACHINES	855	2 174	1 518	266 SYNTHETIC FIBRES	48 685	18 749	13 097
725 PAPER,PULP MILL MACHINES	134	267	188	267 OTHER MAN-MADE FIBRES	73 738	7 098	4 959

7 IMPORTS AND EXPORTS (SPECIAL TRADE) BY COUNTRIES OF PRODUCTION AND CONSUMPTION AND BY GROUPS OF THE SITC-REV. III 1995

GROUP DESCRIPTION	DT = 100 KG	1 000 DM	1 000 \$	GROUP DESCRIPTION	DT = 100 KG	1 000 DM	1 000 \$
268 WOOL, OTHER ANIMAL HAIR	5 421	5 090	3 551	724 TEXTILE, LEATHER MACHINES	4 178	18 293	12 741
273 STONE, SAND AND GRAVEL	185 294	421	298	725 PAPER, PULP MILL MACHINES	183	1 258	871
274 SULPHUR, UNRSTD. IRON PYRS	980	72	49	726 PRINTING, BOOKBINDING MACHS	2 413	9 856	6 920
277 NATURAL ABRASIVES, NES	70	8 081	5 692	727 FOOD-PROCESS. MCH. NON DOM	2 082	13 110	9 205
278 OTHER CRUDE MINERALS	326 472	3 629	2 548	728 OTH. MACH. PTS, SPCL INDUST	11 674	49 009	34 201
282 FERROUS WASTE AND SCRAP	171 431	3 764	2 624	731 METAL REMOVAL WORK TOOLS	2 108	7 086	4 891
285 ALUMINIUM ORE, CONCTR. ETC	564	483	336	733 MACH-TOOLS, METAL-WORKING	1 603	6 004	4 229
287 ORE, CONCENTR. BASE METALS	700	79	57	735 PARTS, NES, FOR MACH-TOOLS	4 473	4 513	3 142
288 NON-FERROUS WASTE, SCRAP	4 086	506	353	737 METALWORKING MACHNRY NES	2 568	9 710	6 803
291 CRUDE ANIMAL MATERIALS, NES	2 407	871	599	741 HEATING, COOLING EQUIP, PART	7 567	17 711	12 321
292 CRUDE VEG. MATERIALS, NES	10 381	4 883	3 413	742 PUMPS FOR LIQUIDS, PARTS	4 221	11 737	8 203
322 BRIQUETTES, LIGNITE, PEAT	349 857	5 567	3 849	743 PUMPS NES, CENTRIFUGS ETC	6 289	21 212	14 889
334 PETROLEUM PRODUCTS	5 254	994	695	744 MECHANICAL HANDLING EQUIP	6 780	15 377	10 768
335 RESIDUAL PETROL. PRODUCTS	17 947	2 695	1 695	745 OTH. NONELEC MCH, TOOL, NES	3 691	24 013	16 926
411 ANIMAL OILS AND FATS	5 723	908	632	746 BALL OR ROLLER BEARINGS	767	1 673	1 159
421 FIXED VEG. FAT, OILS, SOFT	8 314	899	607	747 TAPS, COCKS, VALVES, ETC.	1 830	10 427	7 284
422 FIXED VEG. FAT, OILS, OTHER	621	358	248	748 TRANSMISSIONS SHAFTS ETC	4 008	8 846	6 181
431 ANIMAL, VEG. FATS, OILS, NES	2 099	814	565	749 NON-ELECT MACH. PARTS, ETC	5 576	17 670	12 331
511 HYDROCARBONS, NES, DERIVTS	24 165	3 466	2 418	751 OFFICE MACHINES	405	2 296	1 587
512 ALCOHOL, PHENOL, ETC. DERIV	133 298	20 077	14 003	752 AUTOMATC. DATA PROC. EQUIP	4 054	69 451	48 634
513 CARBOXYLIC ACIDS, DERIVTS	56 894	16 163	11 292	759 PARTS, FOR OFFICE MACHINS	15 954	46 203	32 209
514 NITROGEN-FUNCT. COMPOUNDS	26 049	14 411	10 027	761 TELEVISION RECEIVERS ETC	1 028	2 171	1 509
515 ORGANO-INORGANIC COMPNDS	21 208	52 329	36 442	762 RADIO-BROADCAST RECEIVER	1 451	4 844	3 381
516 OTHER ORGANIC CHEMICALS	11 416	17 144	12 017	763 SOUND RECORDER, PHONOGRPH	1 659	9 744	6 806
522 INORGANIC CHEM. ELEMENTS	578 802	21 244	15 011	764 TELECOMM. EQUIP. PARTS NES	2 529	36 473	25 490
523 METAL. SALTS, INORGAN. ACID	51 151	8 377	5 827	771 ELECT. POWER MACHNRY. PARTS	5 696	26 789	18 643
524 OTHER CHEMICAL COMPOUNDS	2 284	6 081	4 314	772 ELECT. SWITCH. RELAY. CIRCUT	28 032	118 412	82 589
525 RADIO-ACTIVE MATERIALS		227	153	773 ELECTR. DISTRIB. EQPT NES	25 560	27 411	19 242
531 SYNTH. COLOURS, LAKES, ETC.	15 395	15 097	10 538	774 ELECTRO-MEDCL. XRAY EQUIP	211	5 294	3 705
532 DYEING, TANNING MATERIALS	6 521	893	619	775 DOM. ELEC. NON-ELEC. EQUIPT	8 873	20 914	14 585
533 PIGMENTS, PAINTS, ETC.	34 698	20 761	14 496	776 TRANSISTORS, VALVES, ETC.	837	157 988	111 061
541 MEDICINES, ETC. EXC. GRP542	10 730	82 324	57 436	778 ELECTRIC. MACH. APPART. NES	7 470	541 336	379 864
542 MEDICAMENTS	2 286	27 655	19 265	781 PASS. MOTOR VEHCLS. EX. BUS	110 207	199 026	138 765
551 ESSNTL. OIL, PERFUME, FLAVR	221	1 114	779	782 GOODS, SPCL TRANSPORT VEH	23 694	34 393	24 032
553 PERFUMERY, COSMETICS, ETC.	6 267	5 614	3 915	783 ROAD MOTOR VEHICLES NES	9 776	16 480	11 512
554 SOAP, CLEANERS, POLISH, ETC	20 327	7 211	5 028	784 PARTS, TRACTORS, MOTOR VEH	11 499	22 851	15 978
562 FERTILIZER, EXCEPT GRP272	3 424 671	67 909	47 804	785 CYCLES, MOTORCYCLES ETC.	451	833	586
571 POLYMERS OF ETHYLENE	61 353	9 532	6 639	786 TRAILERS, SEMI-TRAILR, ETC	1 261	1 377	961
572 POLYMERS OF STYRENE	47 441	12 959	9 065	781 RAILWAY VEHICLES. EQUIPNT	9	117	80
573 POLYMERS, VINYL CHLORIDE	51 173	9 444	6 595	792 AIRCRAFT, ASSOC'D. EQUIPNT	53	5 938	4 169
574 POLYACETAL, POLYCARBONATE	73 450	31 141	21 838	793 SHIP, BOAT, FLOAT. STRUCTRS	2 226	3 368	257
575 OTH. PLASTIC, PRIMARY FORM	88 564	33 448	23 356	812 PLUMBING, SANITRY, EQPT. ETC	2 804	1 323	926
579 PLASTIC WASTE, SCRAP ETC	26 501	2 808	1 953	813 LIGHTING FIXTURES ETC. NES	1 902	5 738	4 015
581 PLASTIC TUBE, PIPE, HOSE	7 838	9 540	6 684	821 FURNITURE, CUSHIONS, ETC.	13 337	8 484	5 925
582 PLASTIC PLATE, SHEETS, ETC	103 663	69 279	48 517	831 TRUNK, SUIT-CASES, BAG, ETC	241	916	637
583 MONOFILAMENT OF PLASTICS	7 610	4 196	2 934	841 MENS, BOYS CLOTHING, X-KNIT	1 869	22 192	15 400
591 INSECTICIDES, ETC.	9 730	15 175	10 714	842 WOMEN, GIRL CLOTHING, XKNIT	2 959	55 369	38 187
592 STARCHES, INULIN, ETC.	35 854	10 023	6 981	843 MENS, BOYS CLOTHING, KNIT	153	783	542
593 EXPLOSIVES, PYROTECHNICS	21	61	42	844 WOMEN, GIRLS CLOTHING, KNIT	235	2 990	2 063
597 PREPRO ADDITIVES, LIQUIDS	3 494	1 388	963	845 OTH. TEXTILE APPAREL, NES	2 949	15 495	10 664
598 MISC. CHEMICAL PRDCTS. NES	64 016	66 417	46 495	846 CLOTHING ACCESSRS, FABRIC	496	3 727	2 606
611 LEATHER	247	908	634	848 CLOTHING, NONXTL; HEADGEAR	401	2 677	1 871
612 MANUFACT. LEATHER ETC. NES	19	130	92	851 FOOTWEAR	3 113	14 415	10 066
621 MATERIALS OF RUBBER	47 868	21 933	15 380	871 OPTICAL INSTRUMENTS, NES	64	3 235	2 273
625 RUBBER TYRES, TUBES, ETC.	6 160	3 080	2 157	872 MEDICAL INSTRUMENTS NES	1 046	33 610	23 607
629 ARTICLES OF RUBBER, NES	2 257	5 997	4 208	873 METERS, COUNTERS, NES	422	2 814	1 964
634 VENEERS, PLYWOOD, ETC.	32 745	6 722	4 689	874 MEASURE, CONTROL INSTRMNT	1 641	27 432	19 127
635 WOOD MANUFACTURES, NES	6 094	3 026	2 119	881 PHOTOGRAPH APPAR. ETC. NES	398	4 698	3 302
641 PAPER AND PAPERBOARD	321 830	58 216	40 672	882 PHOTO. CINEMATOGRPH. SUPPL	8 700	15 366	10 763
642 PAPER, PAPERBOARD, CUT ETC	76 339	29 116	20 306	884 OPTICAL GOODS NES	92	5 340	3 856
651 TEXTILE YARN	37 661	23 490	16 452	885 WATCHES AND CLOCKS	362	3 280	2 292
652 COTTON FABRICS, WOVEN	2 599	4 560	3 175	891 ARMS AND AMMUNITION	238	1 103	777
653 FABRICS, MAN-MADE FIBRES	2 297	10 489	7 320	892 PRINTED MATTER	5 902	6 025	4 184
654 OTH. TEXTILE FABRIC, WOVEN	2 127	3 552	2 484	893 ARTICLES, NES, OF PLASTICS	54 889	58 968	41 223
655 KNIT, CROCHET, FABRIC NES	5 099	16 147	11 260	894 BABY CARRIAGE, TOYS, GAMES	8 685	8 118	5 677
656 TULLE, LACE, EMBROIDRY, ETC	557	2 500	1 755	895 OFFICE, STATIONERY SUPPLS	873	2 734	1 916
657 SPECIAL YARN, TXTL. FABRIC	3 460	6 358	4 446	897 GOLD, SILVERWARE, JEWEL NES	85	5 505	3 834
658 TEXTILE ARTICLES NES	1 509	1 546	1 076	898 MUSICAL INSTRUMENTS, ETC.	3 567	22 776	15 804
659 FLOOR COVERINGS, ETC.	623	364	249	899 MISC MANUFACTD GOODS NES	3 478	35 060	24 487
661 LIME, CEMENT, CONSTR. MATRL	4 262	188	128	971 GOLD, NONMONTY EXCL ORES	2	255	181
662 CLAY, REFRCT. CONSTR. MATRL	19 635	3 220	2 235				
663 MINERAL MANUFACTURES, NES	22 237	13 479	9 414	DENMARK			
664 GLASS	35 867	9 836	6 849	IMPORTS	68 559 245	12 784 839	8 929 578
665 GLASSWARE	22 144	9 933	6 930				
666 POTTERY	5 535	8 315	5 711	001 LIVE ANIMALS	311 040	74 116	52 016
671 PIG IRON, SPIEGELEISN, ETC	977	202	137	011 BOVINE MEAT	252 862	105 041	73 789
673 FLAT-ROLLED IRON ETC.	29 570	3 452	2 391	012 OTHER MEAT, MEAT OFFAL	1 820 962	672 939	471 807
674 FLAT-ROLLED PLATED IRON	17 779	3 276	2 288	016 MEAT, ED. OFFL, DRY, SLT, SMK	15 635	12 541	8 730
675 FLAT-ROLLED, ALLOY STEEL	7 134	1 959	1 365	017 MEAT, OFFL, PRPD, PRSVD, NES	234 677	133 631	93 424
676 IRON, STL. BAR, SHAPES ETC.	139 331	14 609	10 167	022 MILK AND CREAM	149 825	41 179	28 922
677 RAILWAY TRACK IRON, STEEL	5 439	1 186	815	023 BUTTER, OTHER FAT OF MILK	69 867	44 008	30 656
678 WIRE OF IRON OR STEEL	12 456	3 738	2 612	024 CHEESE AND CURD	707 753	544 273	377 822
679 TUBES, PIPES, ETC. IRON, STL	27 611	7 626	5 334	025 EGGS, BIRDS, YOLKS, ALBUMIN	33 407	7 132	5 014
681 SILVER, PLATINUM, ETC.	5	951	664	034 FISH, FRESH, CHILLED, FROZN	940 543	362 237	253 203
682 COPPER	39 581	27 681	19 377	035 FISH, DRIED, SALTED, SMOKED	94 284	115 038	80 097
683 NICKEL	1 825	3 972	2 769	036 CRUSTACEANS, MOLLUSCS ETC	147 450	21 183	14 745
684 ALUMINIUM	61 433	36 843	25 589	037 FISH ETC. PRPD, PRSVD, NES	251 067	160 630	112 276
685 LEAD	31 664	3 175	2 211	041 WHEAT, MESLIN, UNMILLED	879 500	26 188	18 029
686 ZINC	97	62	43	042 RICE	253	41	30
689 MISC. NON-FERR. BASE METAL	47	538	374	043 BARLEY, UNMILLED	3 432 566	126 046	87 606
691 METALLIC STRUCTURES NES	6 199	3 747	2 639	044 MAIZE UNMILLED	4 372	343	237
692 CONTAINERS, STORAGE, TRNSP	15 080	17 044	11 979	045 OTHER CEREALS, UNMILLED	423 254	11 433	7 910
693 WIRE PRODUCTS EXCL. ELECT	11 839	7 547	5 269	046 MEAL, FLOUR OF WHEAT, MSLN	49 997	2 380	1 657
694 NAILS, SCREWS, NUTS, ETC.	19 581	32 778	22 902	047 OTHER CEREAL MEAL, FLOURS	11 016	436	289
695 TOOLS	7 823	17 643	12 305	048 CEREAL PREPARATIONS	839 542	169 215	118 618
696 CUTLERY	179	1 055	733	054 VEGETABLES	565 527	37 760	26 309
697 HOUSEHOLD EQUIPMENT, NES	4 030	2 992	2 082	056 VEGETABLES, PRPD, PRSVD, NES	38 825	15 665	10 788
699 MANUFACTS. BASE METAL, NES	39 925	35 055	24 522	057 FRUIT, NUTS EXCL. OIL NUTS	8 349	2 018	1 405
700 CPL IND PLANT (84/85/87)	3 194	10 336	6 944	058 FRUIT, PRESERVED, PREPARED	78 508	22 418	15 653
711 STEAM GENER. BOILERS, ETC.	193	549	375	059 FRUIT, VEGETABLE JUICES	43 478	7 369	5 155
712 STEAM TURBINES	92	521	371	061 SUGARS, MOLASSES, HONEY	221 135	13 936	9 777
713 INTRNL COMBUS PSTN ENGIN	1 059	4 912	3 443	062 SUGAR CONFECTIONERY	33 479	21 726	15 242
714 ENGINES, MOTORS NON-ELECT	52	3 535	2 488	071 COFFEE, COFFEE SUBSTITUTE	3 849	3 252	2 270
716 ROTATING ELECTRIC PLANT	6 832	10 290	7 180	072 COCOA	476	128	128
718 OTH. POWR. GENRTNG. MACHNRY	183	1 415	983	073 CHOCOLATE, OTH. COCOA PREP	41 527	24 879	17 328
721 AGRIC. MACHINES, EX. TRACTR	24 460	27 867	19 459	075 SPICES	573	343	237
722 TRACTORS	4 115	5 327	3 702	081 ANIMAL FEED STUFF	1 131 923	74 590	51 976
723 CIVIL ENGINEERING EQUIPT	8 425	10 071	7 066				

7 IMPORTS AND EXPORTS (SPECIAL TRADE) BY COUNTRIES OF PRODUCTION AND CONSUMPTION AND BY GROUPS OF THE SITC-REV. III 1995

GROUP DESCRIPTION	DT = 100 KG	1 000 DM	1 000 \$	GROUP DESCRIPTION	DT = 100 KG	1 000 DM	1 000 \$
091 MARGARINE AND SHORTENING	18 651	4 546	3 203	681 SILVER, PLATINUM, ETC.	8	5 900	4 122
098 EDIBLE PROD. PREPRTNS, NES	264 266	87 328	60 883	682 COPPER	5 519	5 314	3 718
111 NON-ALCOHOL. BEVERAGE, NES	19 770	2 381	1 674	683 NICKEL	77	75	54
112 ALCOHOLIC BEVERAGES	1 513 421	143 794	100 915	684 ALUMINIUM	247 756	119 439	83 463
122 TOBACCO, MANUFACTURED	24 187	102 255	71 590	686 ZINC	2 861	1 943	1 351
211 HIDES, SKINS (EX. FURS), RAW	17 132	4 259	2 976	689 MISC. NON-FERR. BASE METAL	764	433	305
212 FURSKINS, RAW	1 074	29 771	20 687	691 METALLIC STRUCTURES NES	570 042	184 281	128 635
222 OILSEED (SFT. FIX VEG. OIL)	34 228	1 646	1 157	692 CONTAINERS, STORAGE, TRNSP	22 938	28 719	20 058
223 OILSEED (OTH. FIX. VEG. OIL)	365	81	54	693 WIRE PRODUCTS EXCL. ELECT	8 454	2 463	1 720
231 NATURAL RUBBER, ETC.	32	44	31	694 NAILS, SCREWS, NUTS, ETC.	69 758	30 760	21 483
232 SYNTHETIC RUBBER, ETC.	7 269	192	135	695 TOOLS	9 684	28 470	19 945
246 WOOD IN CHIPS, PARTICLES	276 182	2 588	1 808	696 CUTLERY	292	1 081	754
247 WOOD ROUGH, ROUGH SQUARED	140 761	6 752	4 728	697 HOUSEHOLD EQUIPMENT, NES	27 050	29 576	20 660
248 WOOD, SIMPLY WORKED	246 445	28 048	19 593	699 MANUFACT. BASE METAL, NES	268 818	145 291	101 126
251 PULP AND WASTE PAPER	754 391	32 004	22 401	711 STEAM GENER. BOILERS, ETC.	5 010	10 596	7 321
263 COTTON	2 978	461	315	712 STEAM TURBINES	53	52	36
266 SYNTHETIC FIBRES	143 902	43 891	30 689	713 INTRNL COMBUS PSTN ENGIN	12 125	24 697	17 286
267 OTHER MAN-MADE FIBRES	2 753	691	481	714 ENGINES, MOTORS NON-ELECT	1 393	44 904	30 997
288 WOOL, OTHER ANIMAL HAIR	1 064	430	299	716 ROTATING ELECTRIC PLANT	136 235	173 011	121 049
289 WORN CLOTHING, TEXTL. ARTL	14 727	537	376	718 OTH. POWR. GENRTNG. MACHNRY	12 272	36 121	25 183
273 STONE, SAND AND GRAVEL	11 116 496	23 042	16 205	721 AGRIC. MACHINES, EX. TRACTR	106 181	104 237	73 172
274 SULPHUR, UNSTR. IRON PYRS	45 477	47	32	722 TRACTORS	170	74	54
277 NATURAL ABRASIVES, NES	750	166	117	723 CIVIL ENGINEERING EQUIPT	16 107	21 079	14 706
278 OTHER CRUDE MINERALS	1 319 632	13 578	9 492	724 TEXTILE, LEATHER MACHINES	5 291	13 230	9 185
282 FERROUS WASTE AND SCRAP	2 444 265	53 301	37 240	725 PAPER, PULP MILL MACHINES	3 372	7 240	5 034
285 ALUMINIUM ORE, CONCTR. ETC	180	50	35	726 PRINTNG, BOOKBINDNG MACHS	5 879	23 296	16 350
288 NON-FERROUS WASTE, SCRAP	324 702	78 880	54 982	727 FOOD-PROCESS. MCH. NON DOM	6 525	19 820	13 863
289 PREC. METAL ORES, CONCTR	447	4 671	3 286	728 OTH. MACH. PTS, SPCL INDUST	50 517	78 775	55 080
291 CRUDE ANIMAL MATERLS, NES	345 524	38 436	26 838	731 METAL REMOVAL WORK TOOLS	1 822	2 622	1 830
292 CRUDE VEG. MATERIALS, NES	481 897	219 729	153 845	733 MACH-TOOLS, METAL-WORKING	7 149	8 188	5 707
322 BRIQUETTES, LIGNITE, PEAT	10 378	294	205	735 PARTS, NES, FOR MACH-TOOLS	1 599	8 457	5 974
325 COKE, SEMI-COKE, RET. CARBN	36 289	1 100	758	737 METALWORKING MACHNRY NES	4 987	13 847	9 707
334 PETROLEUM PRODUCTS	8 302 661	191 483	133 939	741 HEATING, COOLNG EQUIP, PART	45 736	100 201	69 689
335 RESIDUAL PETROL. PRODUCTS	238 315	9 663	6 753	742 PUMPS FOR LIQUIDS, PARTS	137 974	215 566	150 396
342 LIQUEFIED PROPANE, BUTANE	7 834	221	152	743 PUMPS NES, CENTRIFUGS ETC	80 638	85 802	60 500
351 ELECTRIC CURRENT		*	*	744 MECHANICAL HANDLING EQUIP	58 205	103 544	72 466
411 ANIMAL OILS AND FATS	196 155	14 764	10 254	745 OTH. NONELEC MCH, TOOL, NES	27 994	68 805	48 088
421 FIXED VEG. FAT, OILS, SOFT	119 546	11 053	7 750	746 BALL OR ROLLER BEARINGS	535	905	632
422 FIXED VEG. FAT, OILS, OTHER	66 859	11 141	7 796	747 TAPS, COCKS, VALVES, ETC.	53 424	203 787	142 233
431 ANIMAL, VEG. FATS, OILS, NES	160 328	20 895	14 594	748 TRANSMISSIONS SHAFTS ETC	30 275	60 209	41 874
511 HYDROCARBONS, NES, DERIVTS	1 159	67	46	749 NON-ELECT MACH. PARTS, ETC	6 841	51 287	35 856
512 ALCOHOL, PHENOL, ETC. DERIV	11 374	1 709	1 186	751 OFFICE MACHINES	654	1 698	1 183
513 CARBOXYLIC ACIDS, DERIVTS	9 443	5 897	4 158	752 AUTOMATC. DATA PROC. EQUIP	1 479	18 978	13 265
514 NITROGEN-FUNCT. COMPOUNDS	11 285	7 837	5 515	753 PARTS, FOR OFFICE MACHINS	801	22 226	15 477
515 ORGANO-INORGANIC COMPNDS	6 471	15 966	11 134	761 TELEVISION RECEIVERS ETC	964	2 807	1 959
516 OTHER ORGANIC CHEMICALS	88 979	78 829	55 042	762 RADIO-BROADCAST RECEIVER	1 446	4 981	3 539
522 INORGANIC CHEM. ELEMENTS	65 643	2 752	1 916	763 SOUND RECORDER, PHONOGRPH	430	1 918	1 343
523 METAL. SALTS, INORGAN. ACIO	153 815	3 135	2 185	764 TELECOMM. EQUIP. PARTS NES	55 247	127 347	89 246
524 OTHER CHEMICAL COMPOUNDS	4 265	578	407	771 ELECT POWER MACHNRY. PARTS	10 791	14 706	10 296
531 SYNTH. COLOURS, LAKES, ETC.	15 935	17 527	12 225	772 ELEC. SWITCH, RELAY, CIRCUT	9 616	74 756	52 267
532 DYEING, TANNING MATERIALS	308	1 431	995	773 ELECTR. DISTRIBUT. EQPT NES	51 694	25 123	17 698
533 PIGMENTS, PAINTS, ETC.	127 843	50 371	35 259	774 ELECTRO-MEDCL. XRAY EQUIP	1 314	21 814	15 172
541 MEDICINES, ETC. EXC. GRP542	15 813	69 439	48 436	775 DOM. ELEC. NON-ELEC. EQUIPT	126 262	98 440	68 692
542 MEDICAMENTS	8 254	259 224	181 430	776 TRANSISTORS, VALVES, ETC.	592	12 588	8 862
551 ESSNTL. OIL, PERFUME, FLAVR	1 369	2 747	1 914	778 ELECTRIC MACH. APPART. NES	28 661	54 575	38 106
553 PERFUME, COSMETICS, ETC.	9 494	15 088	10 540	781 PASS. MOTOR VEHCLS. EX. BUS	26 691	48 185	33 816
554 SOAP, CLEANERS, POLISH, ETC	97 425	25 531	17 868	782 GOODS, SPCL TRANSPORT VEH	5 861	3 608	2 523
562 FERTILIZER, EXCEPT GRP272	944 403	17 419	12 354	783 ROAD MOTOR VEHICLES NES	10 887	14 397	10 120
571 POLYMERS OF ETHYLENE	28 994	6 613	4 715	784 PARTS, TRACTORS, MOTOR VEH	138 395	104 669	72 918
572 POLYMERS OF STYRENE	2 485	702	491	785 CYCLES, MOTORCYCLES ETC.	4 442	17 877	12 561
573 POLYMERS, VINYL CHLORIDE	3 962	1 052	738	786 TRAILERS, SEMI-TRAILR, ETC	60 479	23 836	16 646
574 POLYACETAL, POLYCARBONATE	2 420	1 458	1 016	791 RAILWAY VEHICLES, EQUIPNT	800	2 239	1 548
575 OTH. PLASTIC, PRIMARY FORM	39 673	19 616	13 671	792 AIRCRAFT, ASSOCTD. EQUIPNT	685	20 186	14 071
579 PLASTIC WASTE, SCRAP ETC	15 301	1 712	1 190	793 SHIP, BOAT, FLOAT. STRUCTRS	4 112	7 959	5 607
581 PLASTIC TUBE, PIPE, HOSE	29 938	29 148	20 442	811 PREFABRICATED BUILDINGS	107 264	60 861	42 647
582 PLASTIC PLATE, SHEETS, ETC	99 397	55 493	38 766	812 PLUMBING, SANITRY, EQPT. ETC	67 398	35 023	24 421
583 MONOFILAMENT OF PLASTICS	969	745	526	813 LIGHTING FIXTURES ETC. NES	23 067	52 104	36 187
591 INSECTICIDES, ETC.	3 632	2 634	1 839	821 FURNITURE, CUSHIONS, ETC.	1 318 879	930 906	649 600
592 STARCHES, INULIN, ETC.	127 659	25 704	17 986	831 TRUNK, SUIT-CASES, BAG, ETC	742	1 575	1 104
593 EXPLOSIVES, PYROTECHNICS	56	277	192	841 MENS, BOYS CLOTHING, X-KNIT	9 417	63 190	43 991
597 PREPRD ADDITIVES, LIQUIDS	63 555	17 175	11 919	842 WOMEN, GIRL CLOTHING, XKNIT	11 885	52 473	36 708
598 MISC. CHEMICAL PRODTS, NES	200 841	61 245	42 879	843 MENS, BOYS CLOTHING, KNIT	805	5 221	3 655
611 LEATHER	3 502	5 624	3 945	844 WOMEN, GIRLS CLOTHING, KNIT	7 289	47 679	33 301
612 MANUFACT. LEATHER ETC. NES	53	162	111	845 OTHR. TEXTILE APPAREL, NES	21 158	141 994	98 945
613 FURSKINS, TANNED, DRESSED	72	1 622	1 133	846 CLOTHING ACCESSRS, FABRIC	746	4 723	3 305
621 MATERIALS OF RUBBER	12 742	10 743	7 594	848 CLOTHING, NONTEXTL; HEADGEAR	2 902	6 786	4 737
625 RUBBER TYRES, TUBES, ETC.	31 125	9 820	6 845	851 FOOTWEAR	5 073	22 776	15 845
629 ARTICLES OF RUBBER, NES	6 899	13 216	9 212	871 OPTICAL INSTRUMENTS, NES	21	1 211	851
633 CORK MANUFACTURES	1 157	614	431	872 MEDICAL INSTRUMENTS NES	38 063	110 074	76 973
634 VENEERS, PLYWOOD, ETC.	151 754	19 843	13 881	873 METERS, COUNTERS, NES	158	1 019	712
635 WOOD MANUFACTURES, NES	725 602	348 353	243 227	874 MEASURE, CONTROL INSTRMNT	19 703	212 323	148 006
641 PAPER AND PAPERBOARD	671 294	95 222	66 864	881 PHOTOGRAPH APPAR. ETC. NES	3 863	33 404	23 238
642 PAPER, PAPERBOARD, CUT ETC	412 138	117 463	82 142	882 PHOTO. CINEMATOGRPH. SUPPL	82	671	470
651 TEXTILE YARN	82 715	84 275	58 568	884 OPTICAL GOODS NES	218	4 980	3 460
652 COTTON FABRICS, WOVEN	2 588	6 838	4 752	885 WATCHES AND CLOCKS	92	2 048	1 437
653 FABRICS, MAN-MADE FIBRES	956	3 306	2 309	891 ARMS AND AMMUNITION	406	370	253
654 OTH. TEXTILE FABRIC, WOVEN	1 876	4 194	2 931	892 PRINTED MATTER	62 789	58 275	39 207
655 KNIT, CROCHET, FABRIC NES	4 402	9 434	6 578	893 ARTICLES, NES, OF PLASTICS	344 462	265 220	185 392
656 TULLE, LACE, EMBROIDRY, ETC	258	512	354	894 BABY CARRIAGE, TOYS, GAMES	69 513	221 862	154 573
657 SPECIAL YARN, TEXTL. FABRIC	26 704	18 620	13 028	895 OFFICE, STATIONERY SUPPLS	1 054	1 390	980
658 TEXTILE ARTICLES NES	12 590	39 930	28 032	896 WORKS OF ART, ANTIQUE ETC	696	11 294	7 829
659 FLOOR COVERINGS, ETC.	55 938	41 096	28 800	897 GOLD, SILVERWARE, JEWEL NES	31	4 154	2 898
661 LIME, CEMENT, CONSTR. MATRL	4 824 180	60 006	41 964	898 MUSICAL INSTRUMENTS, ETC.	11 173	46 263	32 321
662 CLAY, REFCT. CONSTR. MATRL	2 205 919	51 934	36 142	899 MISC. MANUFACT. GOODS NES	18 407	53 859	37 878
663 MINERAL MANUFACTURES, NES	6 109 837	245 633	171 317	961 COIN NONGOLD NONCURRENT	1	68	49
664 GLASS	353 548	83 974	58 510	971 GOLD, NONMONTY EXCL ORES	4	8 591	6 095
665 GLASSWARE	181 810	25 813	18 077	972 MONETARY GOLD, GOLD COINS	442	442	308
666 POTTERY	8 384	9 123	6 433				
667 PEARLS, PRECIOUS STONES		48	34	EXPORTS	49 805 642	14 362 984	10 026 363
671 PIG IRON, SPIEGELEISN, ETC	1 186	116	80				
672 INGOTS ETC. IRON OR STEEL	68 270	4 004	2 761	001 LIVE ANIMALS	44 194	17 638	12 361
673 FLAT-ROLLED IRON ETC.	760 727	55 053	38 325	011 BOVINE MEAT	240 612	142 261	99 044
674 FLAT-ROLLED PLATED IRON	33 673	5 803	4 030	012 OTHER MEAT, MEAT OFFAL	113 379	32 393	22 782
675 FLAT-ROLLED, ALLOY STEEL	4 335	1 089	757	016 MEAT, ED. OFFL, DRY, SLT, SMK	1 151	1 455	1 025
676 IRON, STL. BAR, SHAPES ETC.	776 555	58 892	41 049	017 MEAT, OFFL. PRPD, PRSD, NES	41 347	25 485	17 892
677 RAILWAY TRACK IRON, STEEL	3 872	282	191	022 MILK AND CREAM	125 952	34 967	24 443
678 WIRE OF IRON OR STEEL	1 601	463	326	023 BUTTER, OTHER FAT OF MILK	37 166	21 898	14 677
679 TUBES, PIPES, ETC. IRON, STL	323 827	85 517	59 959	024 CHEESE AND CURD	93 559	45 739	31 798

7 IMPORTS AND EXPORTS (SPECIAL TRADE) BY COUNTRIES OF PRODUCTION AND CONSUMPTION AND BY GROUPS OF THE SITC-REV. III 1995

GROUP DESCRIPTION	DT = 100 KG	1 000 DM	1 000 \$	GROUP DESCRIPTION	DT = 100 KG	1 000 DM	1 000 \$
025 EGGS,BIRDS,YOLKS,ALBUMIN	29 755	4 345	3 020	621 MATERIALS OF RUBBER	27 083	25 250	17 641
034 FISH,FRESH,CHILLED,FROZN	87 891	16 387	11 422	625 RUBBER TYRES,TUBES,ETC.	77 986	61 880	43 195
035 FISH,DRIED,SALTED,SMOKED	541	374	255	629 ARTICLES OF RUBBER, NES	14 705	47 276	33 000
036 CRUSTACEANS,MOLLUSCS ETC	1 424	1 219	846	633 CORK MANUFACTURES	671	947	662
037 FISH ETC.PRPD,PRSD,NES	15 968	9 489	6 611	634 VENEERS, PLYWOOD, ETC.	987 753	106 484	74 200
041 WHEAT, MESLIN, UNMILLED	465 316	13 799	9 643	635 WOOD MANUFACTURES, NES	179 116	27 291	19 045
042 RICE	132 380	21 398	14 932	641 PAPER AND PAPERBOARD	1 150 206	199 482	138 953
043 BARLEY, UNMILLED	490 576	13 547	9 450	642 PAPER,PAPERBOARD,CUT ETC	683 003	216 684	151 317
044 MAIZE UNMILLED	162 003	8 417	5 755	651 TEXTILE YARN	180 427	134 494	93 959
045 OTHER CEREALS, UNMILLED	21 088	2 409	1 655	652 COTTON FABRICS, WOVEN	15 525	28 742	20 074
046 MEAL,FLOUR OF WHEAT,MSLN	517 647	22 525	15 760	653 FABRICS,MAN-MADE FIBRES	20 952	55 474	38 785
047 OTHER CEREAL MEAL,FLOURS	241 686	10 401	7 273	654 OTH.TEXTILE FABRIC,WOVEN	6 045	8 844	6 017
048 CEREAL PREPARATIONS	546 881	80 895	56 500	655 KNIT.CROCHET.FABRIC NES	12 019	19 001	13 303
054 VEGETABLES	327 371	26 151	18 345	656 TULLE,LACE,EMBROIDRY.ETC	2 604	11 531	8 040
056 VEGETABLES,PRPD,PRSD,NES	119 256	30 358	21 167	657 SPECIAL YARN,TXTL.FABRIC	83 252	87 712	61 085
057 FRUIT,NUTS EXCL.OIL NUTS	393 162	63 032	44 112	658 TEXTILE ARTICLES NES	14 113	20 462	14 246
058 FRUIT,PRESERVED,PREPARED	55 939	20 105	14 091	659 FLOOR COVERINGS, ETC.	35 474	28 006	19 838
059 FRUIT, VEGETABLE JUICES	136 863	28 969	20 284	661 LIME,CEMENT,CONSTR.MATRL	788 130	19 420	13 645
061 SUGARS,MOLASSES,HONEY	398 442	34 735	24 211	662 CLAY,REFRCT.CONSTR.MATRL	162 631	20 098	14 049
062 SUGAR CONFECTIONERY	32 570	17 366	12 151	663 MINERAL MANUFACTURES,NES	310 801	56 593	39 490
071 COFFEE,COFFEE SUBSTITUTE	22 716	18 206	12 756	664 GLASS	234 403	50 100	34 936
072 COCOA	19 720	4 970	3 477	665 GLASSWARE	197 557	44 649	31 236
073 CHOCOLATE,OTH.COCOA PREP	78 866	50 369	35 160	666 POTTERY	19 792	12 600	8 790
074 TEA AND MATE	4 814	2 933	2 046	667 PEARLS,PRECIOUS STONES	5	1 265	880
075 SPICES	8 151	6 824	4 777	671 PIG IRON,SPIEGELEISN,ETC	13 365	3 093	2 148
081 ANIMAL FEED STUFF	3 165 436	122 526	85 577	672 INGOTS ETC.IRON OR STEEL	44 154	3 719	2 608
091 MARGARINE AND SHORTENING	89 361	11 590	8 084	673 FLAT-ROLLED IRON ETC.	1 422 772	121 550	84 817
098 EDIBLE PROD.PREPRTNS,NES	165 538	53 359	37 277	674 FLAT-ROLLED PLATED IRON	715 365	85 149	59 365
111 NON-ALCOHOL.BEVERAGE,NES	227 677	3 518	2 475	675 FLAT-ROLLED, ALLOY STEEL	207 173	77 768	54 143
112 ALCOHOLIC BEVERAGES	173 934	39 385	27 536	676 IRON,STL.BAR,SHAPES ETC.	1 090 849	125 654	87 792
121 TOBACCO, UNMANUFACTURED	76	46	33	677 RAILWAY TRACK IRON,STEEL	6 053	2 867	1 989
122 TOBACCO, MANUFACTURED	10 640	8 774	6 165	678 WIRE OF IRON OR STEEL	152 161	19 626	13 777
211 HIDES,SKINS(EX.FURS),RAW	4 243	1 125	774	679 TUBES,PIPES,ETC.IRON,STL	908 247	184 230	128 819
212 FURSKINS,RAW	41	519	366	681 SILVER,PLATINUM,ETC.	212	6 048	4 204
222 OILSEED(SFT.FIX VEG.OIL)	713 839	29 954	20 891	682 COPPER	224 176	147 078	102 403
223 OILSEED(OTH.FIX.VEG.OIL)	9 221	690	482	683 NICKEL	785	3 617	2 500
231 NATURAL RUBBER, ETC.	3 081	1 027	710	684 ALUMINIUM	326 918	203 506	142 138
232 SYNTHETIC RUBBER, ETC.	24 361	7 566	5 290	685 LEAD	89 013	16 807	11 688
245 FUEL WOOD, WOOD CHARCOAL	95 997	691	480	686 ZINC	30 891	7 912	6 469
246 WOOD IN CHIPS, PARTICLES	24 928	523	364	687 TIN	628	709	492
247 WOOD ROUGH,ROUGH SQUARED	2 784 507	29 057	20 204	688 MISC.NON-FERR.BASE METAL	143	464	321
248 WOOD, SIMPLY WORKED	421 106	29 898	20 926	691 METALLIC STRUCTURES NES	328 244	63 948	44 653
251 PULP AND WASTE PAPER	748 357	32 036	22 433	692 CONTAINERS,STORAGE,TRNSP	149 469	77 297	53 973
263 COTTON	3 312	564	392	693 WIRE PRODUCTS EXCL.ELECT	254 491	30 894	21 620
265 VEGETABLE TEXTILE FIBRES	783	285	199	694 NAILS,SCREWS,NUTS,ETC.	86 513	70 176	49 011
266 SYNTHETIC FIBRES	10 790	4 231	2 952	695 TOOLS	26 183	113 790	79 378
267 OTHER MAN-MADE FIBRES	10 721	711	494	696 CUTLERY	7 271	36 494	25 480
268 WOOL, OTHER ANIMAL HAIR	2 895	1 581	1 101	697 HOUSEHOLD EQUIPMENT,NES	12 870	12 893	9 008
269 WORN CLOTHING,TEXTL.ARTL	13 309	1 102	765	699 MANUFACTS.BASE METAL,NES	260 997	225 194	157 189
272 FERTILIZERS, CRUDE	16 765	551	387	700 CPL IND PLANT (84/85/87)	92	1 100	786
273 STONE, SAND AND GRAVEL	383 512	5 628	3 943	711 STEAM GENER. BOILERS,ETC.	7 848	4 607	3 236
274 SULPHUR,UNRSTD.IRON PYRS	434 249	4 372	3 044	712 STEAM TURBINES	2 409	11 345	7 667
277 NATURAL ABRASIVES, NES	6 767	849	595	713 INTRNL COMBUS PSTN ENGIN	47 514	113 629	79 459
278 OTHER CRUDE MINERALS	1 926 841	19 966	13 991	714 ENGINES,MOTORS NON-ELECT	116	18 521	13 021
282 FERROUS WASTE AND SCRAP	685 552	12 451	8 662	716 ROTATING ELECTRIC PLANT	94 849	126 903	88 728
285 ALUMINIUM ORE,CONCTR.ETC	22 952	1 040	727	718 OTH.POWR.GENRTNG.MACHNRY	4 655	25 567	17 830
288 NON-FERROUS WASTE,SCRAP	250 675	65 098	44 890	721 AGRIC.MACHINES,EX.TRACTR	51 142	65 711	46 058
291 CRUDE ANIMAL MATERLS,NES	70 107	18 615	12 955	722 TRACTORS	62 813	85 524	59 911
292 CRUDE VEG.MATERIALS, NES	77 957	40 891	28 490	723 CIVIL ENGINEERING EQUIPT	53 498	64 613	45 335
321 COAL,NOT AGGLOMERATED	6 438	148	104	724 TEXTILE,LEATHER MACHINES	18 686	60 254	41 502
322 BRIQUETTES,LIGNITE,PEAT	71 786	1 390	970	725 PAPER,PULP MILL MACHINES	4 557	19 954	13 917
325 COKE,SEMI-COKE,RET.CARBN	39 059	729	505	726 PRINTING,BOOKBINDNG MACHS	23 605	102 121	71 731
333 PETROLEUM OILS, CRUDE	1 948 775	34 197	24 135	727 FOOD-PROCESS.MCH.NON DOM	5 644	34 909	24 446
334 PETROLEUM PRODUCTS	3 346 574	85 549	55 233	728 OTH.MACH,PTS,SPCL INDUST	64 068	188 466	131 727
335 RESIDUAL PETROL.PRODUCTS	1 156 302	40 588	28 220	731 METAL REMOVAL WORK TOOLS	16 993	64 889	45 279
342 LIQUEFIED PROPANE,BUTANE	20 259	630	440	733 MACH-TOOLS,METAL-WORKING	4 707	13 844	9 657
344 PETROLEUM GASES, NES	18	74	52	735 PARTS,NES,FOR MACH-TOOLS	3 377	24 834	17 339
351 ELECTRIC CURRENT	.	.	.	737 METALWORKING MACHNRY NES	6 585	27 948	19 570
411 ANIMAL OILS AND FATS	152 652	12 977	9 035	741 HEATING,COOLING EQUIP,PART	36 647	96 757	67 433
421 FIXED VEG.FAT,OILS, SOFT	608 692	62 476	43 644	742 PUMPS FOR LIQUIDS,PARTS	23 618	94 300	65 777
422 FIXED VEG.FAT,OILS,OTHER	59 065	8 413	5 862	743 PUMPS NES,CENTRIFUGS ETC	133 426	214 273	149 539
431 ANIMAL,VEG.FATS,OILS,NES	1 027 092	83 229	57 894	744 MECHANICAL HANDLING EQUIP	59 369	88 571	62 069
511 HYDROCARBONS,NES,DERIVTS	27 034	7 729	5 397	745 OTH.NON-ELEC MCH,TOOL,NES	26 992	127 493	88 582
512 ALCOHOL,PHENOL,ETC.DERIV	264 574	49 457	34 460	746 BALL OR ROLLER BEARINGS	9 252	29 772	20 783
513 CARBOXYLIC ACIDS,DERIVTS	148 646	36 542	25 544	747 TAPS,COCKS,VALVES,ETC.	40 238	138 020	96 393
514 NITROGEN-FUNCT.COMPOUNDS	97 182	32 920	23 038	748 TRANSMISSIONS SHAFTS ETC	118 441	192 864	134 600
515 ORGANO-INORGANIC COMPNDS	26 534	24 868	17 392	749 NON-ELECT MACH.PARTS,ETC	39 296	73 880	51 641
516 OTHER ORGANIC CHEMICALS	58 340	18 125	12 670	751 OFFICE MACHINES	10 092	62 026	43 019
522 INORGANIC CHEM.ELEMENTS	1 418 543	61 491	42 835	752 AUTOMATC.DATA PROC.EQUIP	20 836	268 529	187 454
523 METAL.SALTS,INORGAN.ACID	755 015	44 673	31 225	759 PARTS,FOR OFFICE MACHINS	9 505	134 465	94 291
524 OTHER CHEMICAL COMPOUNDS	18 393	4 162	2 888	761 TELEVISION RECEIVERS ETC	18 855	44 755	31 021
525 RADIO-ACTIVE MATERIALS	18	972	675	762 RADIO-BROADCAST RECEIVER	5 511	29 245	20 346
531 SYNTH.COLOURS,LAKES,ETC.	16 189	50 141	34 989	763 SOUND RECORDER,PHONOGRPH	6 681	50 992	35 559
532 DYEING,TANNING MATERIALS	3 819	2 907	2 042	764 TELECOMM.EQUIP.PARTS NES	13 967	139 187	138 958
533 PIGMENTS, PAINTS, ETC.	241 181	122 435	85 519	771 ELECT POWER MACHNY.PARTS	23 540	53 010	37 076
541 MEDICINES,ETC.EXC.GRP542	17 755	119 122	82 998	772 ELEC.SWITCH.RELAY.CIRCUIT	47 074	245 486	171 401
542 MEDICAMENTS	25 113	114 354	79 922	773 ELECTR.DISTRIB.EQPT NES	107 264	88 557	61 321
551 ESSNTL.OIL,PERFUME,FLAVR	5 477	12 351	8 598	774 ELECTRO-MEDCL.XRAY EQUIP	1 818	37 306	26 041
553 PERFUMERY,COSMETICS,ETC.	51 951	74 275	51 975	775 DOM.ELEC.NON-ELEC.EQUIPT	172 496	249 487	174 190
554 SOAP,CLEANERS,POLISH,ETC	258 949	56 161	39 179	776 TRANSISTORS,VALVES,ETC.	19 377	118 942	82 974
562 FERTILIZER,EXCEPT GRP272	2 453 396	56 920	39 802	778 ELECTRIC.MACH.APPART.NES	91 154	272 406	190 302
571 POLYMERS OF ETHYLENE	371 206	64 528	45 038	781 PASS.MOTOR VEHCLS.EX.BUS	506 060	823 097	575 437
572 POLYMERS OF STYRENE	137 768	47 455	33 028	782 GOODS,SPCL TRANSPORT VEH	198 498	308 263	216 101
573 POLYMERS,VINYL CHLORIDE	113 335	29 623	20 703	783 ROAD MOTOR VEHICLES NES	60 177	133 859	94 238
574 POLYACETAL,POLYCARBONATE	227 179	101 479	70 887	784 PARTS,TRACTORS,MOTOR VEH	127 676	234 645	163 675
575 OTH.PLASTIC,PRIMARY FORM	468 557	159 536	111 119	785 CYCLES,MOTORCYCLES ETC.	11 426	25 990	18 228
579 PLASTIC WASTE, SCRAP ETC	6 299	628	438	786 TRAILERS,SEMI-TRAILR,ETC	207 741	185 193	129 577
581 PLASTIC TUBE,PIPE,HOSE	64 907	76 609	53 460	791 RAILWAY VEHICLES.EQUIPNT	10 481	44 514	31 028
582 PLASTIC PLATE,SHEETS,ETC	299 240	185 283	129 383	792 AIRCRAFT,ASSOCTD.EQUIPNT	1 177	13 243	9 315
583 MONOFILAMENT OF PLASTICS	24 399	19 726	13 783	793 SHIP,BOAT,FLOAT,STRUCTRS	9 046	2 777	1 960
591 INSECTICIDES, ETC.	28 355	38 511	26 798	811 PREFABRICATED BUILDINGS	2 729	7 717	497
592 STARCHES,INULIN,ETC.	150 825	30 846	21 581	812 PLUMBING,SANITRY,EQPT.ETC	17 948	29 612	20 392
593 EXPLOSIVES,PYROTECHNICS	1 737	5 407	3 741	813 LIGHTING FIXTURES ETC.NES	13 051	29 430	20 527
597 PREPD ADDITIVES,LIQUIDS	59 352	21 684	15 130	821 FURNITURE,CUSHIONS,ETC.	126 116	89 117	62 299
598 MISC.CHEMICAL PRDCTS,NES	658 544	137 556	96 120	831 TRUNK,SUIT-CASES,BAG,ETC	3 322	13 635	9 535
611 LEATHER	1 470	6 409	4 440	841 MENS,BOYS CLOTHNG,X-KNIT	4 401	44 631	30 940
612 MANUFACT. LEATHER ETC.NES	587	3 106	2 174	842 WOMEN,GIRL CLOTHNG,XKNIT	8 493	72 095	49 806
613 FURSKINS,TANNED,DRESSED	49	687	478	843 MENS,BOYS CLOTHING,KNIT	310	2 157	1 508

7 IMPORTS AND EXPORTS (SPECIAL TRADE) BY COUNTRIES OF PRODUCTION AND CONSUMPTION AND BY GROUPS OF THE SITC-REV. III 1995

GROUP DESCRIPTION	DT = 100 KG	1 000 DM	1 000 \$	GROUP DESCRIPTION	DT = 100 KG	1 000 DM	1 000 \$
844 WOMEN, GIRLS CLOTHING, KNIT	1 464	11 925	8 307	655 KNIT, CROCHET, FABRIC NES	4 034	6 822	4 803
845 OTHR. TEXTILE APPAREL, NES	3 564	29 544	20 550	656 TULLE, LACE, EMBROIDRY, ETC	297	2 664	1 850
846 CLOTHING ACCESSORS, FABRIC	1 373	10 646	7 430	657 SPECIAL YARN, TXTL. FABRIC	1 788	847	595
848 CLOTHING, NONTXTL; HEADGEAR	1 096	7 864	5 465	658 TEXTILE ARTICLES NES	41 784	56 356	39 326
851 FOOTWEAR	13 781	60 056	41 852	659 FLOOR COVERINGS, ETC.	3 932	3 693	2 572
871 OPTICAL INSTRUMENTS, NES	445	14 560	10 208	661 LIME, CEMENT, CONSTR. MATRL	130 713	15 715	10 991
872 MEDICAL INSTRUMENTS NES	8 446	59 073	41 255	662 CLAY, REFRCT. CONSTR. MATRL	12 504	1 143	791
873 METERS, COUNTERS, NES	3 513	15 481	10 822	663 MINERAL MANUFACTURES, NES	1 218	13 290	9 347
874 MEASURE, CONTROL INSTRMNT	11 444	184 904	129 057	664 GLASS	1 216	250	172
881 PHOTOGRAPH APPAR. ETC. NES	3 201	35 356	24 662	665 GLASSWARE	6 774	225	158
882 PHOTO. CINEMATOGRPH. SUPPL	38 381	98 934	63 270	666 POTTERY	6 368	2 783	1 956
883 CINE. FILM EXPOS. DEVELOP	5	164	113	671 PIG IRON, SPIEGELEISN, ETC	230 682	56 265	38 833
884 OPTICAL GOODS NES	607	48 846	33 937	673 FLAT-ROLLED IRON ETC.	61 701	6 856	4 799
885 WATCHES AND CLOCKS	946	17 097	11 947	674 FLAT-ROLLED PLATED IRON	43 163	5 533	3 849
891 ARMS AND AMMUNITION	1 372	5 247	3 700	675 FLAT-ROLLED, ALLOY STEEL	452	287	203
892 PRINTED MATTER	262 937	137 446	96 099	676 IRON, STL. BAR, SHAPES ETC.	13 434	1 076	753
893 ARTICLES, NES, OF PLASTICS	259 010	187 426	131 023	677 RAILWAY TRACK IRON, STEEL	421	73	48
894 BABY CARRIAGE, TOYS, GAMES	20 885	42 388	29 694	678 WIRE OF IRON OR STEEL	12 327	1 869	1 314
895 OFFICE, STATIONERY SUPPLS	10 963	42 045	29 266	679 TUBES, PIPES, ETC. IRON, STL	6 143	1 231	844
896 WORKS OF ART, ANTIQUE ETC	1 445	2 982	2 011	682 COPPER	87 439	50 067	34 905
897 GOLD, SILVERWARE, JEWEL NES	106	16 046	11 250	684 ALUMINIUM	230 189	107 750	75 261
898 MUSICAL INSTRUMENTS, ETC.	38 478	87 825	61 338	691 METALLIC STRUCTURES NES	19 529	9 378	6 546
899 MISC MANUFACTRD GOODS NES	73 860	71 551	49 928	692 CONTAINERS, STORAGE, TRNSP	2 605	706	490
971 GOLD, NONMONTY EXCL ORES		5 358	3 730	693 WIRE PRODUCTS EXCL. ELECT	1 137	262	184
				694 NAILS, SCREWS, NUTS, ETC.	74	178	121
GREECE				695 TOOLS	99	536	362
IMPORTS	10 805 459	3 096 981	2 163 105	696 CUTLERY	52	161	111
001 LIVE ANIMALS	7	78	54	697 HOUSEHOLD EQUIPMENT, NES	3 662	5 634	3 932
012 OTHER MEAT, MEAT OFFAL	5 280	1 893	1 323	699 MANUFACT. BASE METAL, NES	4 178	3 159	2 214
017 MEAT, OFFL. PRPD, PRSVD, NES	384	262	183	712 STEAM TURBINES	3	80	57
022 MILK AND CREAM	11 702	6 209	4 312	713 INTRNL COMBUS PSTN ENGIN	201	317	224
024 CHEESE AND CURD	72 341	67 495	47 278	714 ENGINES, MOTORS NON-ELECT	41	134	96
034 FISH, FRESH, CHILLED, FROZN	4 851	6 254	4 341	716 ROTATING ELECTRIC PLANT	165	230	156
035 FISH, DRIED, SALTED, SMOKED	2 977	4 108	2 862	723 CIVIL ENGINEERING EQUIPT	578	447	314
036 CRUSTACEANS, MOLLUSCS ETC	693	673	468	724 TEXTILE, LEATHER MACHINES	1 034	1 492	1 040
037 FISH ETC. PRPD, PRSVD, NES	3 131	2 402	1 670	725 PAPER, PULP MILL MACHINES	8	57	39
041 WHEAT, MESLIN, UNMILLED	62 372	2 148	1 464	726 PRINTING, BOOKBINDING MACHS	145	180	124
042 RICE	546	113	73	727 FOOD-PROCESS. MCH. NON DOM	716	682	484
048 CEREAL PREPARATIONS	14 966	4 595	3 225	728 OTH. MACH. PTS, SPCL INDUST	3 848	3 038	2 131
054 VEGETABLES	503 316	118 265	83 214	731 METAL REMOVAL WORK TOOLS	240	195	136
056 VEGETABLES, PRPD, PRSVD, NES	259 553	51 067	35 730	735 PARTS, NES, FOR MACH-TOOLS	70	584	418
057 FRUIT, NUTS EXCL. OIL NUTS	1 257 964	160 881	112 900	737 METALWORKING MACHNRY NES	2 246	3 009	2 103
058 FRUIT, PRESERVED, PREPARED	1 019 688	135 883	95 113	741 HEATING, COOLING EQUIP. PART	3 484	3 745	2 629
059 FRUIT, VEGETABLE JUICES	27 421	4 956	3 457	742 PUMPS FOR LIQUIDS, PARTS	133	435	297
061 SUGARS, MOLASSES, HONEY	1 000	377	268	743 PUMPS NES, CENTRIFUGS ETC	64	1 952	1 369
062 SUGAR CONFECTIONERY	13 119	5 715	4 001	744 MECHANICAL HANDLING EQUIP	548	1 109	755
071 COFFEE, COFFEE SUBSTITUTE	668	976	690	745 OTH. NONELEC MCH. TOOL, NES	544	987	695
073 CHOCOLATE, OTH. COCOA PREP	422	177	120	746 BALL OR ROLLER BEARINGS	33	152	109
075 SPICES	849	461	324	747 TAPS, COCKS, VALVES, ETC.	2 408	2 903	2 020
081 ANIMAL FEED STUFF	3 195	248	177	748 TRANSMISSIONS SHAFTS ETC	328	324	229
098 EDIBLE PROD. PREPRTNS, NES	8 742	2 579	1 798	749 NON-ELECT MACH. PARTS, ETC	473	9 556	6 609
111 NON-ALCOHOL. BEVERAGE, NES	25 990	1 049	737	751 OFFICE MACHINES	50	151	106
112 ALCOHOLIC BEVERAGES	315 996	70 235	49 064	752 AUTOMATC. DATA PROC. EQUIP	26	971	676
121 TOBACCO, UNMANUFACTURED	107 665	68 098	47 950	759 PARTS, FOR OFFICE MACHINS	10	619	433
122 TOBACCO, MANUFACTURED	111	181	128	764 TELECOMM. EQUIP. PARTS NES	1 284	47 647	33 137
212 FURSKINS, RAW	5	85	62	771 ELECT. POWER MACHNY, PARTS	635	524	365
222 OILSEED (SFT. FIX VEG. OIL)	243	52	38	772 ELEC. SWITCH, RELAY, CIRCUIT	11 196	38 432	26 968
231 NATURAL RUBBER, ETC.	3 751	877	630	773 ELECTR. DISTRIB. EQPT NES	3 907	1 771	1 229
248 WOOD, SIMPLY WORKED	1 432	171	121	774 ELECTRO-MEDCL. XRAY EQUIP	4	94	64
251 PULP AND WASTE PAPER	3 802	120	84	775 DOM. ELEC. NON-ELEC. EQUIPT	3 682	4 324	3 003
263 COTTON	228 530	55 078	38 487	776 TRANSISTORS, VALVES, ETC.	2	319	222
266 SYNTHETIC FIBRES	1 531	369	250	778 ELECTRIC MACH. APPART. NES	2 504	1 793	1 256
267 OTHER MAN-MADE FIBRES	1 369	194	133	781 PASS. MOTOR VEHCLS. EX. BUS	741	1 286	907
268 WOOL, OTHER ANIMAL HAIR	3 678	276	195	783 ROAD MOTOR VEHICLES NES	356	203	141
269 WORN CLOTHING, TEXTL. ARTL	3 606	539	377	784 PARTS, TRACTORS, MOTOR VEH	1 872	6 015	4 308
273 STONE, SAND AND GRAVEL	21 581	1 178	829	785 CYCLES, MOTORCYCLES ETC.	157	152	107
277 NATURAL ABRASIVES, NES	1 542 189	6 904	4 781	786 TRAILERS, SEMI-TRAILER, ETC	1 985	1 109	782
278 OTHER CRUDE MINERALS	1 372 487	20 262	14 053	792 AIRCRAFT, ASSOC'D. EQUIPNT	71	19 336	13 610
282 FERROUS WASTE AND SCRAP	6 819	884	611	793 SHIP, BOAT, FLOAT. STRUCTRS	14	64	42
285 ALUMINIUM ORE, CONCTR. ETC	112 222	874	599	812 PLUMBING, SANITRY, EQPT NES	118	78	53
288 NON-FERROUS WASTE, SCRAP	43 641	9 487	6 645	813 LIGHTING FIXTURES ETC. NES	3 533	2 893	2 029
289 PREC. METAL ORES, CONCTRS	10	806	560	821 FURNITURE, CUSHIONS, ETC.	15 240	7 468	5 220
291 CRUDE ANIMAL MATERLS, NES	192	591	408	831 TRUNK, SUIT-CASES, BAG, ETC	45	167	116
292 CRUDE VEG. MATERIALS, NES	2 564	1 754	1 228	841 MENS, BOYS CLOTHING, X-KNIT	7 199	32 118	22 337
334 PETROLEUM PRODUCTS	611 077	13 967	9 759	842 WOMEN, GIRL CLOTHING, XKNIT	35 338	207 312	144 283
421 FIXED VEG. FAT, OILS, SOFT	4 584	2 802	1 956	843 MENS, BOYS CLOTHING, KNIT	20 459	75 613	52 833
522 INORGANIC CHEM. ELEMENTS	732	71	50	844 WOMEN, GIRLS CLOTHING, KNIT	39 303	212 583	148 376
523 METAL. SALTS, INORGAN. ACID	712	80	57	845 OTHR. TEXTILE APPAREL, NES	145 214	618 779	431 378
531 SYNTH. COLOURS, LAKES, ETC.	865	1 346	935	846 CLOTHING ACCESSORS, FABRIC	2 226	15 824	11 060
533 PIGMENTS, PAINTS, ETC.	1 479	573	402	848 CLOTHING, NONTXTL; HEADGEAR	1 280	63 337	44 207
541 MEDICINES, ETC. EXC. GRP542	16	171	120	851 FOOTWEAR	2 488	13 429	9 334
542 MEDICAMENTS	9 003	10 888	7 629	871 OPTICAL INSTRUMENTS, NES	63	5 919	4 155
551 ESSNTL. OIL, PERFUME, FLAVR	1 047	1 316	929	872 MEDICAL INSTRUMENTS NES	3 242	4 766	3 316
553 PERFUMERY, COSMETICS, ETC.	1 101	582	401	873 METERS, COUNTERS, NES	178	4 499	3 149
554 SOAP, CLEANERS, POLISH, ETC	2 987	411	284	874 MEASURE, CONTROL INSTRMNT	100	896	624
562 FERTILIZER, EXCEPT GRP272	222 834	4 839	3 362	881 PHOTOGRAPH APPAR. ETC. NES	67	342	240
572 POLYMERS OF STYRENE	9 746	1 858	1 304	882 PHOTO. CINEMATOGRPH. SUPPL		133	92
573 POLYMERS, VINYL CHLORIDE	2 834	456	326	884 OPTICAL GOODS NES		66	47
574 POLYACETAL, POLYCARBONATE	147	89	61	891 ARMS AND AMMUNITION	8 266	4 178	2 935
575 OTH. PLASTIC, PRIMARY FORM	423	86	60	892 PRINTED MATTER	20 396	24 034	16 940
581 PLASTIC TUBE, PIPE, HOSE	24 524	10 080	7 086	893 ARTICLES, NES, OF PLASTICS	2 488	2 111	1 468
582 PLASTIC PLATE, SHEETS, ETC	10 327	3 436	2 427	894 BABY CARRIAGE, TOYS, GAMES		4	172
592 STARCHES, INULIN, ETC.	149	71	51	896 WORKS OF ART, ANTIQUE ETC		10	525
598 MISC. CHEMICAL PRODS. NES	1 329 872	19 873	13 758	897 GOLD, SILVERWARE, JEWEL NES		68	453
611 LEATHER	2 061	5 173	3 629	898 MUSICAL INSTRUMENTS, ETC.	1 235	3 809	2 664
613 FURSKINS, TANNED, DRESSED	331	8 445	5 909	899 MISC MANUFACTRD GOODS NES	1	202	140
625 RUBBER TYRES, TUBES, ETC.	32 087	19 311	13 443	961 COIN NONGOLD NONCURRENT		144	101
629 ARTICLES OF RUBBER, NES	8 858	5 558	3 821	972 MONETARY GOLD, GOLD COINS			
634 VENEERS, PLYWOOD, ETC.	37 088	8 141	5 632	EXPORTS	8 868 994	5 553 910	3 882 623
635 WOOD MANUFACTURES, NES	5 131	1 215	866	001 LIVE ANIMALS	4 842	1 592	1 119
641 PAPER AND PAPERBOARD	5 935	1 960	666	011 BOVINE MEAT	160 704	86 707	60 457
642 PAPER, PAPERBOARD, CUT ETC	1 627	1 039	729	012 OTHER MEAT, MEAT OFFAL	55 645	16 509	11 540
651 TEXTILE YARN	108 821	83 704	58 375	016 MEAT, ED. OFFL, DRY, SLT, SMK	46	59	43
652 COTTON FABRICS, WOVEN	2 719	3 686	2 556	017 MEAT, OFFL. PRPD, PRSVD, NES	5 260	3 995	2 804
653 FABRICS, MAN-MADE FBRES	5 468	3 927	2 752	022 MILK AND CREAM	395 208	89 701	62 689
654 OTH. TEXTILE FABRIC, WOVEN	361	1 671	1 175	023 BUTTER, OTHER FAT OF MILK	7 260	5 360	3 766

7 IMPORTS AND EXPORTS (SPECIAL TRADE) BY COUNTRIES OF PRODUCTION AND CONSUMPTION AND BY GROUPS OF THE SITC-REV. III 1995

GROUP DESCRIPTION	DT = 100 KG	1 000 DM	1 000 \$	GROUP DESCRIPTION	DT = 100 KG	1 000 DM	1 000 \$
024 CHEESE AND CURD	115 773	80 441	56 236	651 TEXTILE YARN	72 098	69 413	48 412
025 EGGS,BIRDS,YOLKS,ALBUMIN	5 404	2 913	2 041	652 COTTON FABRICS, WOVEN	13 312	30 356	21 144
034 FISH,FRESH,CHILLED,FROZN	3 119	1 085	769	653 FABRICS,MAN-MADE FIBRES	34 247	109 700	76 395
036 FISH,DRIED,SALTED,SMOKED	32	81	57	654 OTH.TEXTILE FABRIC,WOVEN	5 003	25 105	17 551
038 CRUSTACEANS,MOLLUSCS ETC	989	930	641	655 KNIT,CROCHET,FABRIC NES	14 407	35 425	24 840
037 FISH ETC. PRPDD,PRSD,NES	13 499	7 826	5 454	656 TULLE,LACE,EMBROIDRY,ETC	1 997	9 070	6 311
041 WHEAT, MESLIN, UNMILLED	1 148 291	33 425	23 002	657 SPECIAL YARN, TYTL,FABRIC	28 326	32 139	22 456
042 RICE	7 314	1 995	1 390	658 TEXTILE ARTICLES NES	3 945	7 122	4 987
043 BARLEY, UNMILLED	156 333	3 895	2 718	659 FLOOR COVERINGS, ETC.	7 172	12 554	8 658
046 MEAL,FLOUR OF WHEAT,MSLN	54 239	1 861	1 275	661 LIME,CEMENT,CONSTR.MATRL	1 700	341	240
048 CEREAL PREPARATIONS	45 794	20 820	14 530	662 CLAY,REFRCT.CONSTR.MATRL	65 620	12 009	8 401
054 VEGETABLES	29 590	2 443	1 707	663 MINERAL MANUFACTURES,NES	36 642	15 512	10 827
056 VEGETABLES,PRPD,PRSD,NES	20 249	4 580	3 203	664 GLASS	49 943	8 878	6 167
057 FRUIT,NUTS EXCL.OIL NUTS	16 870	4 960	3 440	665 GLASSWARE	30 550	16 741	11 692
058 FRUIT,PRESERVED,PREPARED	23 301	7 969	5 465	666 POTTERY	5 762	6 999	4 908
059 FRUIT, VEGETABLE JUICES	19 967	5 418	3 858	667 PEARLS,PRECIOUS STONES	27	1 158	808
061 SUGARS,MOLASSES,HONEY	49 191	3 313	2 227	671 PIG IRON, SPIEGELEISN,ETC	26 959	1 261	881
062 SUGAR CONFECTIONERY	12 635	7 012	4 886	672 INGOTS ETC. IRON OR STEEL	6 095	493	341
071 COFFEE,COFFEE SUBSTITUTE	14 318	13 615	9 539	673 FLAT-ROLLED IRON ETC.	150 194	11 410	7 982
072 COCOA	4 085	1 403	975	674 FLAT-ROLLED PLATED IRON	222 686	23 752	16 679
073 CHOCOLATE,OTH.COCOA PREP	26 781	17 257	12 032	675 FLAT-ROLLED, ALLOY STEEL	92 817	29 818	20 770
075 SPICES	374	398	283	676 IRON,STL.BAR,SHAPES ETC.	73 703	8 134	5 648
081 ANIMAL FEED STUFF	52 708	9 118	6 343	677 RAILWAY TRACK IRON,STEEL	9 212	3 962	2 751
091 MARGARINE AND SHORTENING	18 165	2 992	2 092	678 WIRE OF IRON OR STEEL	28 268	4 785	3 352
098 EDIBLE PROD.PREPRTNS,NES	37 715	28 422	19 886	679 TUBES,PIPES,ETC. IRON,STL	88 775	14 377	10 084
111 NON-ALCOHOL-BEVERAGE,NES	45 711	7 147	5 007	681 SILVER,PLATINUM,ETC.	434	11 269	7 902
112 ALCOHOLIC BEVERAGES	99 521	17 412	12 326	682 COPPER	32 039	22 018	15 368
121 TOBACCO, UNMANUFACTURED	14 337	15 707	10 964	683 NICKEL	140	737	516
122 TOBACCO, MANUFACTURED	42 704	83 067	58 203	684 ALUMINIUM	137 586	62 191	43 575
211 HIDES,SKINS(EX.FURS),RAW	1 965	480	335	685 LEAD	5 739	663	455
212 FURSKINS, RAW	192	3 821	2 656	686 ZINC	2 054	518	364
222 OILSEED(SFT.FIX VEG.OIL)	5 570	235	166	687 TIN	456	688	480
223 OILSEED(OTH.FIX.VEG.OIL)	785	99	71	688 MISC.NON-FERR.BASE METAL	1 611	4 164	2 898
231 NATURAL RUBBER, ETC.	683	204	137	691 METALLIC STRUCTURES NES	23 901	11 918	8 348
232 SYNTHETIC RUBBER, ETC.	16 495	4 936	3 448	692 CONTAINERS,STORAGE,TRNSP	4 273	5 291	3 700
247 WOOD ROUGH,ROUGH SQUARED	42 110	842	598	693 WIRE PRODUCTS EXCL.ELECT	9 516	4 040	2 844
248 WOOD, SIMPLY WORKED	15 164	2 464	1 727	694 NAILS,SCREWS,NUTS,ETC.	6 367	8 252	5 759
251 PULP AND WASTE PAPER	61 235	2 358	1 638	695 TOOLS	9 944	26 284	18 374
261 SILK	12	50	34	696 CUTLERY	2 968	17 239	12 046
263 COTTON	601	377	265	697 HOUSEHOLD EQUIPMENT,NES	7 220	13 094	9 112
265 VEGETABLE TEXTILE FIBRES	1 199	127	90	699 MANUFACTS.BASE METAL,NES	34 971	46 773	32 625
266 SYNTHETIC FIBRES	24 890	8 516	5 946	700 CPL IND PLANT (84/85/87)	1 193	6 312	4 434
267 OTHER MAN-MADE FIBRES	16 875	6 918	4 834	711 STEAM GENER. BOILERS,ETC.	15 550	7 641	5 359
268 WOOL, OTHER ANIMAL HAIR	4 728	5 024	3 515	712 STEAM TURBINES	35	1 553	1 101
269 WORN CLOTHING,TEXTL,ARTL	1 432	900	638	713 INTRNL COMBUS PSTN ENGIN	12 002	46 342	32 358
273 STONE, SAND AND GRAVEL	4 952	295	204	714 ENGINES,MOTORS NON-ELECT	6	250	173
277 NATURAL ABRASIVES, NES	6	6 726	4 676	716 ROTATING ELECTRIC PLANT	5 681	12 429	8 730
278 OTHER CRUDE MINERALS	97 299	1 742	1 207	718 OTH.POWR.GENRTNG.MACHNRY	257	1 471	1 030
282 FERROUS WASTE AND SCRAP	23 465	3 190	2 184	721 AGRIC.MACHINES,EX.TRACTR	7 056	11 842	8 344
285 ALUMINIUM ORE,CONCTR.ETC	466	86	61	722 TRACTORS	15 231	14 993	10 475
287 ORE,CONCENTR.BASE METALS	1 674	172	120	723 CIVIL ENGINEERING EQUIPT	73 025	27 138	18 946
288 NON-FERROUS WASTE,SCRAP	111	51	35	724 TEXTILE,LEATHER MACHINES	14 976	64 053	44 933
291 CRUDE ANIMAL MATERLS,NES	4 084	1 757	1 213	725 PAPER,PULP MILL MACHINES	1 126	4 623	3 232
292 CRUDE VEG.MATERIALS, NES	3 226	2 843	1 991	726 PRINTING,BOOKBINDING MACHS	4 985	17 340	12 135
322 BRIQUETTES,LIGNITE,PEAT	124 799	2 079	1 435	727 FOOD-PROCESS.MCH.NON DOM	3 586	11 411	7 810
325 COKE,SEMI-COKE,RET.CARBON	5 420	229	153	728 OTH.MACH,PTS,SPCL INDUST	20 356	44 456	31 226
334 PETROLEUM PRODUCTS	67 746	18 023	12 566	731 METAL REMOVAL WORK TOOLS	3 938	2 991	2 101
335 RESIDUAL PETROL.PRODUCTS	22 760	2 556	1 787	733 MACH-TOOLS,METAL-WORKING	4 301	3 778	2 633
342 LIQUEFIED PROPANE,BUTANE	1 373	193	134	735 PARTS,NES,FOR MACH-TOOLS	1 213	4 505	3 184
411 ANIMAL OILS AND FATS	3 728	791	545	737 METALWORKING MACHNRY NES	4 210	5 805	4 035
421 FIXED VEG.FAT,OILS, SOFT	472	122	87	741 HEATING,COOLING EQUIP,PART	15 332	37 806	26 512
422 FIXED VEG.FAT,OILS,OTHER	3 921	740	514	742 PUMPS FOR LIQUIDS,PARTS	7 083	25 885	18 084
431 ANIMAL VEG.FATS,OILS,NES	24 605	5 341	3 726	743 PUMPS NES,CENTRIFUGS ETC	22 235	68 556	48 006
511 HYDROCARBONS,NES,DERIVTS	137 136	15 905	11 162	744 MECHANICAL HANDLING EQUIP	17 499	19 309	13 540
512 ALCOHOL,PHENOL,ETC.DERIV	47 786	11 584	8 055	745 OTH.NONELEC MCH,TOOL,NES	9 118	42 329	29 573
513 CARBOXYLIC ACIDS,DERIVTS	116 197	25 199	17 574	746 BALL OR ROLLER BEARINGS	4 398	14 813	10 366
514 NITROGEN-FUNCT.COMPOUNDS	19 620	21 734	15 153	747 TAPS,COCKS,VALVES,ETC.	6 242	29 028	20 263
515 ORGANO-INORGANIC COMPNDS	18 056	34 878	24 457	748 TRANSMISSIONS SHAFTS ETC	9 194	30 749	21 597
516 OTHER ORGANIC CHEMICALS	14 112	6 282	4 396	749 NON-ELECT MACH.PARTS,ETC	1 030	8 439	5 886
522 INORGANIC CHEM.ELEMENTS	46 643	12 526	8 740	751 OFFICE MACHINES	2 949	16 786	11 772
523 METAL.SALTS,INORGAN.ACID	89 566	10 169	7 093	752 AUTOMATC.DATA PROC.EQUIP	8 169	74 364	51 907
524 OTHER CHEMICAL COMPOUNDS	7 509	1 979	1 380	759 PARTS,FOR OFFICE MACHINS	3 044	34 573	24 190
525 RADIO-ACTIVE MATERIALS	18	1 587	1 111	761 TELEVISION RECEIVERS ETC	9 069	21 339	14 922
531 SYNTH.COLOURS,LAKES,ETC.	7 405	18 326	12 774	762 RADIO-BROADCAST RECEIVER	2 309	13 922	9 712
532 DYEING,TANNING MATERIALS	10 322	1 939	1 351	763 SOUND RECORDER,PHONOGRPH	2 926	15 803	10 980
533 PIGMENTS, PAINTS, ETC.	120 159	62 054	43 444	764 TELECOMM.EQUIP.PARTS NES	4 723	97 604	68 440
541 MEDICINES,ETC.EXC.GRP542	5 332	53 640	37 487	771 ELECT POWER MACHNRY,PARTS	4 240	13 898	9 716
542 MEDICAMENTS	15 028	130 101	90 904	772 ELEC.SWITCH.RELAY,CIRCUT	18 843	84 866	58 948
551 ESSNTL.OIL,PERFUME,FLAVR	3 702	8 079	5 640	773 ELECTR.DISTRIBT.EQPT NES	11 543	13 251	9 235
553 PERFUMERY,COSMETICS,ETC.	35 607	38 166	26 772	774 ELECTRO-MEDCL,XRAY EQUIP	1 437	27 459	19 244
554 SOAP,CLEANERS,POLISH,ETC	126 945	36 551	25 532	775 DOM.ELEC,NON-ELEC,EQUIPT	108 428	148 583	104 099
562 FERTILIZER,EXCEPT GRP272	497 051	15 878	11 217	776 TRANSISTORS,VALVES,ETC.	861	38 776	26 895
571 POLYMERS OF ETHYLENE	146 556	22 735	15 879	778 ELECTRIC.MACH.APPLT.NES	36 202	86 073	60 113
572 POLYMERS OF STYRENE	29 194	6 682	4 675	781 PASS.MOTOR VEHCLS.EX.BUS	153 971	326 325	227 993
573 POLYMERS,VINYL CHLORIDE	13 827	3 177	2 238	782 GOODS,SPCL TRANSPORT VEH	213 885	121 349	85 350
574 POLYACETAL,POLYCARBONATE	43 270	16 267	11 386	783 ROAD MOTOR VEHICLES NES	29 045	23 969	16 694
575 OTH.PLASTIC,PRIMARY FORM	142 937	53 890	37 664	784 PARTS,TRACTORS,MOTOR VEH	81 266	137 178	95 699
579 PLASTIC WASTE, SCRAP ETC	47 365	2 491	1 731	785 CYCLES,MOTORCYCLES ETC.	725	3 412	2 378
581 PLASTIC TUBE,PIPE,HOSE	17 045	20 130	14 077	786 TRAILERS,SEMI-TRAILER,ETC	37 551	12 455	8 714
582 PLASTIC PLATE,SHEETS,ETC	73 563	48 973	34 233	791 RAILWAY VEHICLES,EQUIPNT	7 700	41 416	29 684
583 MONOFILAMENT OF PLASTICS	20 959	14 059	9 837	792 AIRCRAFT,ASSOCTD.EQUIPNT	50	13 866	9 736
591 INSECTICIDES, ETC.	20 283	34 745	24 202	793 SHIP,BOAT,FLDAT.STRUCTRS	213	645	463
592 STARCHES,INULIN,ETC.	34 312	14 333	10 030	800 CPL IND PLANT CHAP 90/94	4	337	220
593 EXPLOSIVES,PYROTECHNICS	198	242	173	812 PLUMBING,SANITRY,EQPT.ETC	40 208	15 718	10 990
597 PREPDD ADDITIVES,LIQUIDS	27 371	10 715	7 421	813 LIGHTING FIXTURES ETC.NES	3 228	8 466	5 922
598 MISC.CHEMICAL PRDCTS,NES	159 572	56 276	39 416	821 FURNITURE,CUSHIONS,ETC.	41 007	24 473	17 099
600 CPL IND PLANT CHAP 69-76	241	1 401	992	831 TRUNK,SUIT-CASES,BAG,ETC	580	2 058	1 426
611 LEATHER	7 510	4 406	3 093	841 MENS,BOYS CLOTHING,X-KNIT	1 993	18 039	12 561
612 MANUFACT. LEATHER ETC.NES	72	470	326	842 WOMEN,GIRL CLOTHING,XKNIT	5 447	45 943	32 022
613 FURSKINS,TANNED,DRESSED	2 809	67 262	46 959	843 MENS,BOYS CLOTHING,KNIT	1 590	4 691	3 285
621 MATERIALS OF RUBBER	4 891	6 498	4 551	844 WOMEN,GIRLS CLOTHING,KNIT	1 495	7 053	4 925
625 RUBBER TYRES,TUBES,ETC.	40 241	27 622	19 255	845 OTHR.TEXTILE APPAREL,NES	3 256	20 118	14 035
629 ARTICLES OF RUBBER, NES	4 485	15 553	10 859	846 CLOTHING ACCESSRS,FABRIC	2 701	9 495	6 631
633 CORK MANUFACTURES	95	135	93	848 CLOTHING,NONTXTL,HEADGEAR	2 454	27 509	19 126
634 VENEERS, PLYWOOD, ETC.	59 755	14 382	10 025	851 FOOTWEAR	1 218	4 982	3 495
635 WOOD MANUFACTURES, NES	15 198	5 605	3 931	871 OPTICAL INSTRUMENTS,NES	538	67 341	46 217
641 PAPER AND PAPERBOARD	399 081	78 043	54 429	872 MEDICAL INSTRUMENTS NES	2 947	36 236	25 421
642 PAPER,PAPERBOARD,CUT ETC	247 025	119 466	83 472	873 METERS,COUNTERS,NES	489	3 191	2 229

7 IMPORTS AND EXPORTS (SPECIAL TRADE) BY COUNTRIES OF PRODUCTION AND CONSUMPTION AND BY GROUPS OF THE SITC-REV. III 1995

GROUP DESCRIPTION	DT = 100 KG	1 000 DM	1 000 \$	GROUP DESCRIPTION	DT = 100 KG	1 000 DM	1 000 \$
874 MEASURE, CONTROL INSTRMNT	3 812	57 295	40 073	659 FLOOR COVERINGS, ETC.	10 798	11 464	7 986
881 PHOTOGRAPH APPAR. ETC. NES	1 509	14 977	10 463	661 LIME, CEMENT, CONSTR. MATRL	2 367 577	49 054	34 021
882 PHOTO. CINEMATOGRPH. SUPPL	16 620	32 267	22 520	662 CLAY, REFRCT. CONSTR. MATRL	291 206	27 669	19 379
884 OPTICAL GOODS NES	123	10 838	7 544	663 MINERAL MANUFACTURES, NES	94 767	10 702	7 493
885 WATCHES AND CLOCKS	511	10 362	7 208	664 GLASS	1 282	693	486
891 ARMS AND AMMUNITION	3 416	16 380	11 510	665 GLASSWARE	43 523	21 555	15 059
892 PRINTED MATTER	30 354	47 764	33 351	666 POTTERY	193 933	85 608	59 797
893 ARTICLES, NES, OF PLASTICS	59 261	54 068	37 832	671 PIG IRON, SPIEGELEISN, ETC	750	70	50
894 BABY CARRIAGE, TOYS, GAMES	7 374	21 723	15 139	672 INGOTS ETC. IRON OR STEEL	720	56	40
895 OFFICE, STATIONERY SUPPLS	3 660	15 863	11 150	673 FLAT-ROLLED IRON ETC.	2 218	344	245
896 WORKS OF ART, ANTIQUE ETC	2	67	49	674 FLAT-ROLLED PLATED IRON	3 390	420	281
897 GOLD, SILVERWARE, JEWEL NES	42	3 902	2 728	675 FLAT-ROLLED, ALLOY STEEL	17 146	4 857	3 388
898 MUSICAL INSTRUMENTS, ETC.	3 958	20 036	14 025	676 IRON, STL. BAR, SHAPES ETC.	8 638	1 186	835
899 MISC MANUFCTRD GOODS NES	9 479	32 705	22 810	678 WIRE OF IRON OR STEEL	3 963	1 752	1 231
941 COMPL IND PLANT CHAPT 99	136	732	529	679 TUBES, PIPES, ETC. IRON, STL	8	164	115
971 GOLD, NONMONTY EXCL ORES		914	637	681 SILVER, PLATINUM, ETC.	773	1 422	993
				682 COPPER	5 488	1 846	1 267
PORTUGAL				684 ALUMINIUM	489	46	32
IMPORTS	12 306 792	7 005 824	4 895 054	686 ZINC	9 150	2 695	1 878
012 OTHER MEAT, MEAT OFFAL	4 312	1 227	878	691 METALLIC STRUCTURES NES	19 851	5 835	4 087
017 MEAT, OFFL. PRPD, PRSVD, NES	181	125	89	692 CONTAINERS, STORAGE, TRNSP	633	235	164
022 MILK AND CREAM	1 895	287	89	693 WIRE PRODUCTS EXCL. ELECT	11 849	3 128	2 187
023 BUTTER, OTHER FAT OF MILK	4 682	2 922	205	694 NAILS, SCREWS, NUTS, ETC.	5 108	16 850	11 838
024 CHEESE AND CURD	77	77	2 028	695 TOOLS	3 272	6 822	4 772
034 FISH, FRESH, CHILLED, FROZN	896	505	55	696 CUTLERY	2 211	3 388	2 374
036 CRUSTACEANS, MOLLUSCS ETC	81	74	353	697 HOUSEHOLD EQUIPMENT, NES	162 185	83 648	58 558
037 FISH ETC. PREPD, PRSVD, NES	18 974	9 634	50	699 MANUFACT. BASE METAL, NES	38	260	185
048 CEREAL PREPARATIONS	11 453	4 930	6 686	712 STEAM TURBINES	613	2 929	2 045
054 VEGETABLES	80 285	8 384	3 431	713 INTRNL COMBUS PSTN ENGIN	332	822	585
056 VEGETABLES, PRPD, PRSVD, NES	48 768	6 355	5 872	714 ENGINES, MOTORS NON-ELECT	1 861	4 584	3 197
057 FRUIT, NUTS EXCL. OIL NUTS	8 710	2 475	4 435	716 ROTATING ELECTRIC PLANT	4 619	2 806	1 932
058 FRUIT, PRESERVED, PREPARED	239	51	1 713	721 AGRIC. MACHINES, EX. TRACTR	1 769	1 138	788
059 FRUIT, VEGETABLE JUICES	17 276	2 295	1 713	723 CIVIL ENGINEERING EQUIPT	6 389	48 686	34 106
061 SUGARS, MOLASSES, HONEY	269	42	36	724 TEXTILE, LEATHER MACHINES	58	193	136
062 SUGAR CONFECTIONERY	65	65	1 620	725 PAPER, PULP MILL MACHINES	1 560	4 408	3 094
071 COFFEE, COFFEE SUBSTITUTE	220	184	31	726 PRINTING, BOOKBINDNG MACHS	35	173	121
075 SPICES	1 020	285	727	727 FOOD-PROCESS. MCH. NON DOM	35 774	18 473	12 913
081 ANIMAL FEED STUFF	504	67	128	728 OTH. MACH. PTS, SPCL INDUST	133	406	289
098 EDIBLE PROD. PREPRTNS, NES	521	82	192	731 METAL REMOVAL WORK TOOLS	2 657	2 178	1 536
111 NON-ALCOHOL. BEVERAGE, NES	1 794	81	47	733 MACH-TOOLS, METAL-WORKING	341	1 447	1 010
112 ALCOHOLIC BEVERAGES	92 676	34 772	58	735 PARTS, NES, FOR MACH-TOOLS	18	314	222
122 TOBACCO, MANUFACTURED	16	111	58	737 METALWORKING MACHNRY NES	11 812	17 050	11 915
211 HIDES, SKINS (EX. FURS), RAW	3 937	266	24 246	741 HEATING, COOLING EQUIP, PART	2 000	2 899	2 024
232 SYNTHETIC RUBBER, ETC.	2 427	207	79	742 PUMPS FOR LIQUIDS, PARTS	4 855	5 720	4 009
244 CORK, NATURAL, RAW, WASTE	32 321	5 056	139	744 MECHANICAL HANDLING EQUIP	16 662	12 935	9 040
247 WOOD ROUGH, ROUGH SQUARED	229	51	3 538	745 OTH. NONELEC MCH, TOOL, NES	1 502	3 305	2 317
248 WOOD, SIMPLY WORKED	9 788	3 191	2 216	746 BALL OR ROLLER BEARINGS	8 846	39 087	27 268
251 PULP AND WASTE PAPER	2 151 700	248 882	174 291	747 TAPS, COCKS, VALVES, ETC.	4 873	7 624	5 365
265 VEGETABLE TEXTILE FIBRES	793	170	119	748 TRANSMISSIONS SHAFTS ETC	3 006	1 759	1 231
266 SYNTHETIC FIBRES	727	228	160	749 NON-ELECT MACH. PARTS, ETC	6 906	25 378	17 562
268 WOOL, OTHER ANIMAL HAIR	2 058	1 083	768	751 OFFICE MACHINES	2 055	1 824	1 270
273 STONE, SAND AND GRAVEL	66 320	3 717	2 614	752 AUTOMATC. DATA PROC. EQUIP	209	3 456	2 420
278 OTHER CRUDE MINERALS	8 069	320	2 614	759 PARTS, FOR OFFICE MACHINS	770	6 119	4 266
283 COPPER ORES, CONCENTRATES	1 559 971	103 280	71 691	761 TELEVISION RECEIVERS ETC	397	2 073	1 449
288 NON-FERROUS WASTE, SCRAP	6 528	953	669	762 RADIO-BROADCAST RECEIVER	55 220	554 407	388 321
289 PREC. METAL ORES, CONCTRTS	48	1 040	763	763 SOUND RECORDER, PHONOGRPH	6 528	25 185	17 671
291 CRUDE ANIMAL MATERLS, NES	7 275	2 540	734	764 TELECOMM. EQUIP. PARTS NES	11 346	105 755	73 940
292 CRUDE VEG. MATERIALS, NES	3 633	5 025	1 782	765 ELECT PWR MACHNY, PARTS	29 151	34 578	24 200
334 PETROLEUM PRODUCTS	539 701	14 936	3 512	772 ELEC. SWITCH, RELAY, CIRCUIT	29 286	128 733	89 984
335 RESIDUAL PETROL. PRODUCTS	682 841	18 447	10 622	773 ELECTR DISTRIB. EQPT NES	171 994	483 499	336 738
411 ANIMAL OILS AND FATS	429	44	13 027	775 OTH. ELEC. NON-ELEC. EQUIPT	18 425	28 411	19 995
421 FIXED VEG. FAT, OILS, SOFT	458	290	31	776 TRANSISTORS, VALVES, ETC.	7 820	15 828	11 049
431 ANIMAL, VEG. FATS, OILS, NES	4 585	292	203	778 ELECTRIC MACH. APPART. NES	65 042	71 272	49 684
511 HYDROCARBONS, NES, DERIVTS	85 053	8 005	200	781 PASS. MOTOR VEHCLS. EX. BUS	228 082	525 904	368 656
513 CARBOXYLIC ACIDS, DERIVTS	1 291	546	5 705	782 GOODS, SPCL TRANSPORT VEH	91 952	140 884	98 331
514 NITROGEN-FUNCT. COMPOUNDS	5 605	1 038	389	783 ROAD MOTOR VEHICLES NES	1 218	2 559	1 774
515 ORGANO-INORGANIC COMPNDS	388	306	726	784 PARTS, TRACTORS, MOTOR VEH	309 486	183 122	128 024
522 INORGANIC CHEM. ELEMENTS	111 527	4 168	214	785 CYCLES, MOTORCYCLES ETC.	5 868	13 588	9 795
523 METAL. SALTS, INORGAN. ACID	554	80	572	786 TRAILERS, SEMI-TRAIL, ETC	207	227	164
533 PIGMENTS, PAINTS, ETC.	2 666	1 532	96	791 RAILWAY VEHICLES, EQUIPNT	2 073	1 292	888
541 MEDICINES, ETC. EXC. GRP542	5 337	16 624	11 068	792 AIRCRAFT, ASSOCTD. EQUIPNT	16	4 591	3 193
542 MEDICAMENTS	519	11 362	11 579	812 PLUMBING, SANITRY, EQPT. ETC	97 291	26 148	18 403
551 ESSNTL. OIL, PERFUME, FLAVR	267	184	7 953	813 LIGHTING FIXTURES ETC. NES	7 135	6 352	4 425
553 PERFUMERY, COSMETICS, ETC.	975	915	130	821 FURNITURE, CUSHIONS, ETC.	114 404	96 697	67 352
554 SOAP, CLEANERS, POLISH, ETC	765	340	625	831 TRUNK, SUIT-CASES, BAG, ETC	417	1 335	936
562 FERTILIZER, EXCEPT GRP272	193 450	4 473	240	841 MENS, BOYS CLOTHING, X-KNIT	35 884	193 177	134 802
571 POLYMERS OF ETHYLENE	88 204	14 858	3 189	842 WOMEN, GIRL CLOTHING, X-KNIT	31 870	202 370	141 255
573 POLYMERS, VINYL CHLORIDE	4 314	634	10 404	843 MENS, BOYS CLOTHING, KNIT	30 979	116 495	81 364
574 POLYACETAL, POLYCARBONATE	3 749	1 133	444	844 WOMEN, GIRLS CLOTHING, KNIT	30 275	115 928	80 946
575 OTH. PLASTIC, PRIMARY FORM	12 320	3 765	805	845 OTHR. TEXTILE APPAREL, NES	124 789	527 904	368 416
581 PLASTIC TUBE, PIPE, HOSE	331	552	2 621	846 CLOTHING ACCESSRS, FABRIC	59 219	113 014	78 826
582 PLASTIC PLATE, SHEETS, ETC	19 588	8 314	397	848 CLOTHING, NONTEXTL; HEADGEAR	1 084	3 870	2 724
583 MONOFILAMENT OF PLASTICS	766	768	5 775	851 FOOTWEAR	192 847	851 140	579 924
591 INSECTICIDES, ETC.	1 431	200	540	871 OPTICAL INSTRUMENTS, NES	484	15 659	10 906
592 STARCHES, INULIN, ETC.	11 385	3 377	143	872 MEDICAL INSTRUMENTS NES	3 122	9 700	6 696
593 EXPLOSIVES, PYROTECHNICS	11	54	2 353	873 METERS, COUNTERS, NES	356	2 494	1 750
598 MISC. CHEMICAL PRODTS, NES	91 821	14 740	38	874 MEASURE, CONTROL INSTRMNT	1 593	9 087	6 332
611 LEATHER	3 605	14 974	10 298	881 PHOTOGRAPH APPAR. ETC. NES	12 149	31 306	21 886
612 MANUFACT. LEATHER ETC. NES	347	300	10 468	882 PHOTO. CINEMATOGRPH. SUPPL	14	86	60
613 FURSKINS, TANNED, DRESSED	149	1 885	209	884 OPTICAL GOODS NES	759	12 958	9 048
621 MATERIALS OF RUBBER	476	336	1 335	885 WATCHES AND CLOCKS	642	7 014	4 894
625 RUBBER TYRES, TUBES, ETC.	30 042	19 844	240	891 ARMS AND AMMUNITION	16	175	120
629 ARTICLES OF RUBBER, NES	3 915	4 794	13 799	892 PRINTED MATTER	3 947	2 909	2 023
633 CORK MANUFACTURES	191 354	149 827	3 415	893 ARTICLES, NES, OF PLASTICS	82 016	54 077	37 891
634 VENEERS, PLYWOOD, ETC.	27 288	2 909	104 970	894 BABY CARRIAGE, TOYS, GAMES	4 095	9 550	6 673
635 WOOD MANUFACTURES, NES	35 558	13 932	2 047	895 OFFICE, STATIONERY SUPPLS	1 801	2 299	1 602
641 PAPER AND PAPERBOARD	350 696	53 255	9 746	896 WORKS OF ART, ANTIQUE ETC	5	544	380
642 PAPER, PAPERBOARD, CUT ETC	57 425	11 720	37 128	897 GOLD, SILVERWARE, JEWEL NES	4	1 200	835
651 TEXTILE YARN	39 610	54 288	8 234	898 MUSICAL INSTRUMENTS, ETC.	1 872	3 373	2 342
652 COTTON FABRICS, WOVEN	7 771	21 403	38 057	899 MISC MANUFCTRD GOODS NES	82 284	34 847	24 329
653 FABRICS, MAN-MADE FIBRES	22 935	56 914	15 073				
654 OTH. TEXTILE FABRIC, WOVEN	2 321	9 399	39 816	EXPORTS	9 167 534	6 779 505	4 737 308
655 KNIT, CROCHET FABRIC NES	704	1 699	6 586				
656 TULLE, LACE, EMBROIDRY, ETC	7 728	5 718	1 177	001 LIVE ANIMALS	2 263	960	672
657 SPECIAL YARN, TEXTL. FABRIC	80 791	42 123	4 015	011 BOVINE MEAT	1 051	550	377
658 TEXTILE ARTICLES NES	69 463	113 045	29 416	012 OTHER MEAT, MEAT OFFAL	1 169	415	287
			78 771	016 MEAT, ED. OFFL, DRY, SLT, SMK	49	72	49

7 IMPORTS AND EXPORTS (SPECIAL TRADE) BY COUNTRIES OF PRODUCTION AND CONSUMPTION AND BY GROUPS OF THE SITC-REV. III 1995

GROUP DESCRIPTION	DT = 100 KG	1 000 DM	1 000 \$	GROUP DESCRIPTION	DT = 100 KG	1 000 DM	1 000 \$
017 MEAT, OFFL. PRPD, PRSVD, NES	13 618	8 524	5 983	662 CLAY, REFRCT. CONSTR. MATRL	35 796	6 863	4 771
022 MILK AND CREAM	48 625	7 271	5 070	663 MINERAL MANUFACTURES, NES	30 105	24 477	17 057
024 CHEESE AND CURD	9 315	6 005	4 203	664 GLASS	7 969	6 160	4 284
034 FISH, FRESH, CHILLED, FROZN	3 972	2 347	1 611	665 GLASSWARE	9 140	7 642	5 327
035 FISH, DRIED, SALTED, SMOKED	3 116	1 946	1 346	666 POTTERY	687	1 416	985
036 CRUSTACEANS, MOLLUSCS ETC	20	160	111	667 PEARLS, PRECIOUS STONES		567	398
037 FISH ETC. PRPD, PRSVD, NES	8 778	4 154	2 892	671 PIG IRON, SPIEGELEISN, ETC	31 062	3 421	2 384
041 WHEAT, MESLIN, UNMILLED	331 525	10 340	7 163	672 INGOTS ETC. IRON OR STEEL	12 973	1 547	1 074
043 BARLEY, UNMILLED	72 067	1 724	1 188	673 FLAT-ROLLED IRON ETC.	1 443 048	109 399	76 160
048 CEREAL PREPARATIONS	38 623	14 320	9 960	674 FLAT-ROLLED PLATED IRON	354 527	38 720	27 025
054 VEGETABLES	36 405	4 362	2 974	675 FLAT-ROLLED, ALLOY STEEL	212 864	49 490	34 509
056 VEGETABLES, PRPD, PRSVD, NES	9 874	3 000	2 099	676 IRON, STL. BAR, SHAPES ETC.	104 405	21 610	15 077
057 FRUIT, NUTS EXCL. OIL NUTS	5 401	1 342	940	677 RAILWAY TRACK IRON, STEEL	2 618	1 819	1 262
058 FRUIT, PRESERVED, PREPARED	9 442	3 694	2 599	678 WIRE OF IRON OR STEEL	25 928	8 988	6 272
059 FRUIT, VEGETABLE JUICES	5 348	483	332	679 TUBES, PIPES, ETC. IRON, STL	361 213	58 120	40 010
061 SUGARS, MOLASSES, HONEY	32 103	4 605	3 253	681 SILVER, PLATINUM, ETC.	387	8 799	6 163
062 SUGAR CONFECTIONERY	5 496	3 015	2 111	682 COPPER	113 343	65 801	46 008
071 COFFEE, COFFEE SUBSTITUTE	7 449	4 879	3 410	683 NICKEL	413	1 249	876
073 CHOCOLATE, OTH. COCOA PREP	14 673	9 601	6 668	684 ALUMINIUM	37 335	28 336	19 805
074 TEA AND MATE	131	99	72	685 LEAD	4 048	525	369
075 SPICES	834	997	697	686 ZINC	10 291	3 030	2 128
081 ANIMAL FEED STUFF	73 958	4 265	2 969	687 TIN	158	174	121
091 MARGARINE AND SHORTENING	2 864	654	458	689 MISC. NON-FERR. BASE METAL	288	1 309	916
098 EDIBLE PRPD. PREPRTNS, NES	33 409	16 838	11 795	691 METALLIC STRUCTURES NES	27 372	20 496	14 416
111 NON-ALCOHOL. BEVERAGE, NES	13 471	1 759	1 236	692 CONTAINERS, STORAGE, TRNSP	13 350	11 327	7 896
112 ALCOHOLIC BEVERAGES	13 426	2 309	1 617	693 WIRE PRODUCTS EXCL. ELECT	6 737	4 439	3 098
121 TOBACCO, UNMANUFACTURED	3 406	841	601	694 NAILS, SCREWS, NUTS, ETC.	24 951	24 350	17 052
122 TOBACCO, MANUFACTURED	5 964	8 148	5 677	695 TOOLS	10 200	30 693	21 465
211 HIDES, SKINS (EX. FURS), RAW	2 315	718	481	696 CUTLERY	3 185	13 334	9 292
231 NATURAL RUBBER, ETC.	1 235	430	304	697 HOUSEHOLD EQUIPMENT, NES	3 259	5 428	3 789
232 SYNTHETIC RUBBER, ETC.	42 216	8 937	6 217	699 MANUFACTS. BASE METAL, NES	65 696	73 641	51 557
246 WOOD IN CHIPS, PARTICLES	1 401	50	36	700 CPL IND PLANT (84/85/87)	3 577	36 973	25 556
248 WOOD, SIMPLY WORKED	3 246	552	388	711 STEAM GENER. BOILERS, ETC.	1 009	1 961	1 387
251 PULP AND WASTE PAPER	11 039	329	227	712 STEAM TURBINES	195	1 621	1 139
266 SYNTHETIC FIBRES	27 630	10 528	7 350	713 INTRNL COMBUS PSTN ENGIN	44 618	136 844	95 896
267 OTHER MAN-MADE FIBRES	9 706	3 293	2 324	714 ENGINES, MOTORS NON-ELECT	65	3 324	2 323
268 WOOL, OTHER ANIMAL HAIR	37 333	44 396	31 006	716 ROTATING ELECTRIC PLANT	18 199	46 140	32 322
269 WORN CLOTHING, TEXTL. ARTL	1 482	513	357	718 OTH. POWR. GENRTNG. MACHNRY	439	3 275	2 286
273 STONE, SAND AND GRAVEL	15 076	898	625	721 AGRIC. MACHINES, EX. TRACTR	7 118	5 096	3 586
277 NATURAL ABRASIVES, NES	826	4 114	2 933	722 TRACTORS	14 162	17 393	12 219
278 OTHER CRUDE MINERALS	50 133	4 513	3 162	723 CIVIL ENGINEERING EQUIPT	18 587	24 406	17 157
282 FERROUS WASTE AND SCRAP	506	133	86	724 TEXTILE, LEATHER MACHINES	22 806	117 818	82 320
285 ALUMINIUM ORE, CONCTR. ETC	4 701	521	364	725 PAPER, PULP MILL MACHINES	1 430	4 175	2 913
287 ORE, CONCENTR. BASE METALS	1 247	103	74	726 PRINTING, BOOKBINDING MACHS	11 339	52 488	37 073
291 CRUDE ANIMAL MATERIALS, NES	9 360	3 607	2 521	727 FOOD-PROCESS. MCH. NON DOM	1 437	6 917	4 862
292 CRUDE VEG. MATERIALS, NES	8 453	5 172	3 637	728 OTH. MACH. PTS, SPCL INDUST	41 277	116 229	81 272
322 BRIQUETTES, LIGNITE, PEAT	60 952	1 412	977	731 METAL REMOVAL WORK TOOLS	3 527	9 017	6 302
325 COKE, SEMI-COKE, RET. CARBN	1 503	89	63	733 MACH-TOOLS, METAL-WORKING	2 279	9 029	6 368
334 PETROLEUM PRODUCTS	438 576	14 513	10 171	735 PARTS, NES, FOR MACH-TOOLS	1 387	11 047	7 720
335 RESIDUAL PETROL. PRODUCTS	4 176	930	642	737 METALWORKING MACHNRY NES	9 402	17 268	12 057
342 LIQUEFIED PROPANE, BUTANE	135 299	2 815	2 006	741 HEATING, COOLING EQUIP, PART	17 825	41 212	28 880
411 ANIMAL OILS AND FATS	5 213	680	471	742 PUMPS FOR LIQUIDS, PARTS	4 183	20 554	14 345
422 FIXED VEG. FAT, OILS, OTHER	756	242	170	743 PUMPS NES, CENTRIFUGS ETC	20 017	45 896	31 975
431 ANIMAL VEG. FATS, OILS, NES	10 716	1 879	1 298	744 MECHANICAL HANDLING EQUIP	31 605	44 850	31 394
511 HYDROCARBONS, NES, DERIVTS	237 729	23 697	16 754	745 OTH. NONELEC MCH, TOOL, NES	11 112	44 288	31 058
512 ALCOHOL, PHENOL, ETC. DERIV	38 812	9 679	6 755	746 BALL OR ROLLER BEARINGS	6 284	17 500	12 240
513 CARBOXYLIC ACIDS, DERIVTS	50 454	12 612	8 800	747 TAPS, COCKS, VALVES, ETC.	7 629	19 991	13 985
514 NITROGEN-FUNCT. COMPOUNDS	22 300	21 958	15 298	748 TRANSMISSIONS SHAFTS ETC	8 345	19 048	13 228
515 ORGANO-INDORGANIC COMPOUNDS	7 928	33 360	23 314	749 NON-ELECT MACH. PARTS, ETC	3 844	23 435	16 459
516 OTHER ORGANIC CHEMICALS	20 960	7 021	4 895	751 OFFICE MACHINES	5 798	29 416	20 470
522 INORGANIC CHEM. ELEMENTS	485 236	12 841	8 957	752 AUTOMATC. DATA PROC. EQUIP	8 741	108 028	75 369
523 METAL. SALTS, INORGAN. ACID	61 766	8 667	6 051	753 PARTS, FOR OFFICE MACHINS	7 728	55 253	38 665
524 OTHER CHEMICAL COMPOUNDS	4 432	2 931	2 037	761 TELEVISION RECEIVERS ETC	13 866	32 906	22 971
525 RADIO-ACTIVE MATERIALS	35	631	437	762 RADIO-BROADCAST RECEIVER	3 515	21 910	15 187
531 SYNTH. COLOURS, LAKES, ETC.	46 243	79 736	55 785	763 SOUND RECORDER, PHONOGRPH	7 270	42 120	29 541
532 DYEING, TANNING MATERIALS	15 359	3 487	2 421	764 TELECOMM. EQUIP. PARTS NES	11 453	151 939	106 552
533 PIGMENTS, PAINTS, ETC.	82 882	62 964	44 091	771 ELECT. POWER MACHNRY. PARTS	36 893	62 049	43 320
541 MEDICINES, ETC. EXC. GRP542	5 203	70 931	49 483	772 ELECT. SWITCH, RELAY, CIRCUIT	56 380	337 606	235 903
542 MEDICAMENTS	23 508	116 546	81 603	773 ELECTR. DISTRIB. EQPT NES	60 098	100 630	70 319
551 ESSENT. OIL, PERFUME, FLAVR	733	903	630	774 ELECTRO-MEDCL. XRAY EQUIP	817	20 396	14 249
553 PERFUMERY, COSMETICS, ETC.	24 174	24 847	17 419	775 DOM. ELEC. NON-ELEC. EQUIPT	48 660	59 225	41 435
554 SOAP, CLEANERS, POLISH, ETC	59 538	21 978	15 375	776 TRANSISTORS, VALVES, ETC.	1 724	127 988	89 445
562 FERTILIZER, EXCEPT GRP272	448 052	12 366	8 687	778 ELECTRIC. MACH. APPART. NES	37 022	133 800	93 514
571 POLYMERS OF ETHYLENE	47 749	7 702	5 382	781 PASS. MOTOR VEHCLS. EX. BUS	216 859	461 172	322 388
572 POLYMERS OF STYRENE	39 425	9 391	6 547	782 GOODS, SPCL TRANSPORT VEH	41 327	46 172	32 259
573 POLYMERS, VINYL CHLORIDE	33 557	11 364	7 977	783 ROAD MOTOR VEHICLES NES	23 573	25 396	17 829
574 POLYACETAL, POLYCARBONATE	63 528	32 399	22 648	784 PARTS, TRACTORS, MOTOR VEH	138 522	280 298	195 515
575 OTH. PLASTIC, PRIMARY FORM	177 841	69 208	48 303	785 CYCLES, MOTORCYCLES ETC.	622	2 510	1 733
579 PLASTIC WASTE, SCRAP ETC	22 691	1 350	946	786 TRAILERS, SEMI-TRAILER, ETC	10 393	7 855	5 500
581 PLASTIC TUBE, PIPE, HOSE	15 877	26 056	18 219	791 RAILWAY VEHICLES. EQUIPNT	7 671	29 917	20 664
582 PLASTIC PLATE, SHEETS, ETC	72 443	72 794	50 768	792 AIRCRAFT, ASSOCTD. EQUIPNT	479	34 041	23 860
583 MONOFILAMENT OF PLASTICS	12 715	7 911	5 528	793 SHIP, BOAT, FLOAT. STRUCTRS	38 070	36 582	25 954
591 INSECTICIDES, ETC.	25 997	31 115	21 719	811 PREFABRICATED BUILDINGS	282	122	84
592 STARCHES, INULIN, ETC.	30 360	11 575	8 101	812 PLUMBING, SANITRY, EQPT. ETC	1 320	2 738	1 909
593 EXPLOSIVES, PYROTECHNICS	1 028	1 374	968	813 LIGHTING FIXTURES ETC. NES	3 250	9 675	6 925
597 PREPRED ADDITIVES, LIQUIDS	36 694	13 655	9 543	821 FURNITURE, CUSHIONS, ETC.	41 112	34 490	24 088
598 MISC. CHEMICAL PRDCTS. NES	143 661	68 456	47 821	831 TRUNK, SUIT-CASES, BAG, ETC	618	1 856	1 286
611 LEATHER	40 742	122 177	85 490	841 MENS, BOYS CLOTHING, X-KNIT	4 131	14 573	10 078
612 MANUFACT. LEATHER ETC. NES	137	791	547	842 WOMEN, GIRL CLOTHING, XKNIT	1 402	25 449	17 560
613 FURSKINS, TANNED, DRESSED	1 009	3 976	2 765	843 MENS, BOYS CLOTHING, KNIT	1 580	5 111	3 528
621 MATERIALS OF RUBBER	10 964	11 764	8 235	844 WOMEN, GIRLS CLOTHING, KNIT	4 522	10 059	6 992
625 RUBBER TYRES, TUBES, ETC.	37 722	24 726	17 335	845 OTHR. TEXTILE APPAREL, NES	5 577	26 426	18 369
629 ARTICLES OF RUBBER, NES	14 053	32 184	22 498	846 CLOTHING ACCESSRS, FABRIC	11 982	24 224	16 824
633 CORK MANUFACTURES	536	951	676	848 CLOTHING, NONTEXTL; HEADGEAR	1 963	6 097	4 241
634 VENEERS, PLYWOOD, ETC.	23 070	5 442	3 796	851 FOOTWEAR	19 739	57 340	40 053
635 WOOD MANUFACTURES, NES	20 745	5 626	3 925	871 OPTICAL INSTRUMENTS, NES	470	16 390	11 538
641 PAPER AND PAPERBOARD	334 494	77 176	53 924	872 MEDICAL INSTRUMENTS NES	8 564	39 906	27 879
642 PAPER, PAPERBOARD, CUT ETC	52 359	23 048	16 081	873 METERS, COUNTERS, NES	1 656	12 281	8 574
651 TEXTILE YARN	140 677	108 102	75 405	874 MEASURE, CONTROL INSTRMNT	4 081	83 276	58 217
652 COTTON FABRICS, WOVEN	35 460	82 149	57 530	881 PHOTOGRAPH APPAR. ETC. NES	1 578	23 555	16 530
653 FABRICS, MAN-MADE FBRES	31 892	136 113	94 893	882 PHOTO. CINEMATOGPH. SUPPL	8 754	14 745	10 308
654 OTH. TEXTILE FABRIC, WOVEN	8 869	50 972	35 746	883 OPTICAL GOODS NES	615	20 043	14 007
655 KNIT, CROCHET, FABRIC NES	15 827	64 158	44 791	885 WATCHES AND CLOCKS	588	11 247	7 839
656 TULLE, LACE, EMBROIDRY, ETC	3 236	18 245	12 734	891 ARMS AND AMMUNITION	261	2 861	2 003
657 SPECIAL YARN, TEXTL. FABRIC	34 360	69 805	48 945	892 PRINTED MATTER	25 654	32 110	22 418
658 TEXTILE ARTICLES NES	1 994	6 010	4 206	893 ARTICLES, NES, OF PLASTICS	41 764	68 682	48 084
659 FLOOR COVERINGS, ETC.	5 212	5 803	4 061	894 BABY CARRIAGE, TOYS, GAMES	5 448	16 868	11 811
661 LIME, CEMENT, CONSTR. MATRL	1 163	354	250	895 OFFICE, STATIONERY SUPPLS	3 607	13 452	9 398

7 IMPORTS AND EXPORTS (SPECIAL TRADE) BY COUNTRIES OF PRODUCTION AND CONSUMPTION AND BY GROUPS OF THE SITC-REV. III 1995

GROUP DESCRIPTION	DT = 100 KG	1 000 DM	1 000 \$	GROUP DESCRIPTION	DT = 100 KG	1 000 DM	1 000 \$
896 WORKS OF ART,ANTIQUE ETC	4	248	174	591 INSECTICIDES, ETC.	7 507	4 725	3 325
897 GOLD,SILVERWARE,JEWELNES	141	4 927	3 438	592 STARCHES,INULIN,ETC.	12 420	6 186	4 345
898 MUSICAL INSTRUMENTS,ETC.	3 990	16 421	11 483	593 EXPLOSIVES,PYROTECHNICS	77	181	126
899 MISC MANUFACTRD GOODS NES	16 797	38 193	26 739	597 PREPRED ADDITIVES,LIQUIDS	16 711	4 218	2 988
941 COMPL IND PLANT CHAPT 99	453	3 858	2 603	598 MISC.CHEMICAL PRODTS.NES	322 067	57 496	40 366
971 GOLD,NONMONTY EXCL ORES	70	127 313	89 232	611 LEATHER	6 994	31 375	21 996
SPAIN				612 MANUFACT.LEATHER ETC.NES	325	2 367	1 649
IMPORTS	60 695 857	20 837 306	14 553 653	613 FURSKINS,TANNED,DRESSED	807	7 741	5 388
001 LIVE ANIMALS	859	239	167	621 MATERIALS OF RUBBER	59 563	52 914	36 901
011 BOVINE MEAT	16 917	9 672	6 729	625 RUBBER TYRES,TUBES,ETC.	426 373	277 250	193 401
012 OTHER MEAT, MEAT OFFAL	238 738	107 084	74 835	629 ARTICLES OF RUBBER, NES	52 102	65 022	45 513
016 MEAT,ED.OFFL,DRY,SLT,SMK	4 191	8 461	4 510	633 CORK MANUFACTURES	29 724	19 405	13 553
017 MEAT,OFFL,PRPD,PRSD,NES	10 645	9 521	6 672	634 VENEERS, PLYWOOD, ETC.	115 087	18 235	12 738
022 MILK AND CREAM	61 722	23 678	16 726	635 WOOD MANUFACTURES, NES	37 859	14 198	9 911
023 BUTTER,OTHER FAT OF MILK	9 904	5 744	4 010	641 PAPER AND PAPERBOARD	517 379	97 105	68 080
024 CHEESE AND CURD	5 094	3 305	2 298	642 PAPER,PAPERBOARD,CUT ETC	68 849	26 190	18 252
025 EGGS,BIRDS,YOLKS,ALBUMIN	7 420	1 151	817	651 TEXTILE YARN	208 084	142 639	99 734
034 FISH,FRESH,CHILLED,FRQZN	17 028	11 255	7 850	652 COTTON FABRICS, WOVEN	15 678	32 010	22 323
035 FISH,DRIED,SALTED,SMOKED	1 374	645	452	653 FABRICS,MAN-MADE FIBRES	51 432	89 528	62 575
036 CRUSTACEANS,MOLLUSCS ETC	31 991	17 930	12 496	654 OTH.TEXTILE FABRIC,WOVEN	5 107	22 045	15 387
037 FISH ETC.PRPD,PRSD,NES	32 662	21 795	15 269	655 KNIT,CROCHET.FABRIC NES	8 168	19 759	13 823
041 WHEAT, MESLIN, UNMILLED	9 505	351	249	656 TULLE,LACE,EMBROIDRY.ETC	2 544	7 555	5 265
042 RICE	170 246	22 034	15 516	657 SPECIAL YARN,TXTL.FABRIC	32 356	44 585	31 177
047 OTHER CEREAL MEAL,FLOURS	1 386	76	52	658 TEXTILE ARTICLES NES	23 646	20 956	14 573
048 CEREAL PREPARATIONS	372 930	63 433	44 512	659 FLOOR COVERINGS, ETC.	2 204	2 676	1 860
054 VEGETABLES	7 485 612	1 021 260	711 332	661 LIME,CEMENT,CONSTR.MATRL	2 623 867	170 032	119 291
056 VEGETABLES,PRPD,PRSD,NES	300 032	83 715	58 557	662 CLAY,REFRCT.CONSTR.MATRL	1 346 723	133 534	93 374
057 FRUIT,NUTS EXCL.OIL NUTS	12 521 759	1 538 955	1 070 616	663 MINERAL MANUFACTURES,NES	182 041	50 219	35 112
058 FRUIT,PRESERVED,PREPARED	752 500	127 557	89 035	664 GLASS	222 359	55 334	38 601
059 FRUIT, VEGETABLE JUICES	151 388	31 010	21 643	665 GLASSWARE	55 084	20 271	14 147
061 SUGARS,MOLASSES,HONEY	69 955	9 386	6 516	666 POTTERY	9 142	6 698	4 694
062 SUGAR CONFECTIONERY	87 968	58 428	40 983	667 PEARLS,PRECIOUS STONES	1	333	237
071 COFFEE,COFFEE SUBSTITUTE	2 975	1 813	1 264	671 PIG IRON,SPIEGELEISN,ETC	262 511	20 523	14 346
072 COCOA	38 832	22 407	15 663	672 INGOTS ETC.IRON OR STEEL	67 710	19 415	13 600
073 CHOCOLATE,OTH.COCOA PREP	2 947	2 135	1 491	673 FLAT-ROLLED IRON ETC.	280 281	25 446	17 765
074 TEA AND MATE	42 312	13 285	9 252	674 FLAT-ROLLED PLATED IRON	256 620	36 050	25 309
075 SPICES	24 989	8 638	6 033	675 FLAT-ROLLED, ALLOY STEEL	599 592	230 786	160 858
081 ANIMAL FEED STUFF	27 904	4 576	3 194	677 RAILWAY TRACK IRON,STEEL	2 726 070	270 647	189 584
091 MARGARINE AND SHORTENING	2 449	308	218	678 WIRE OF IRON OR STEEL	64 538	14 567	10 165
098 EDIBLE PROD.PREPRTNS,NES	58 297	21 090	14 751	679 TUBES,PIPES,ETC.IRON,STL	319 322	63 190	44 113
111 NON-ALCOHOL.BEVERAGE,NES	3 881	337	239	681 SILVER,PLATINUM,ETC.	331	6 461	4 540
112 ALCOHOLIC BEVERAGES	1 280 140	324 605	226 578	682 COPPER	53 183	50 527	35 235
121 TOBACCO, UNMANUFACTURED	45 231	11 554	8 109	683 NICKEL	51	354	249
122 TOBACCO, MANUFACTURED	101	181	123	684 ALUMINIUM	305 351	120 850	84 484
211 HIDES,SKINS(EX.FURS),RAW	8 327	458	321	686 ZINC	356 897	52 692	37 424
222 OILSEED(SFT.FIX VEG.OIL)	1 627	473	331	687 TIN	300	128	89
231 NATURAL RUBBER, ETC.	893	541	380	689 MISC.NON-FERR.BASE METAL	364	227	156
232 SYNTHETIC RUBBER, ETC.	60 535	18 135	12 702	691 METALLIC STRUCTURES NES	69 216	17 534	12 257
244 CORK,NATURAL,RAW,WASTE	1 073	99	71	692 CONTAINERS,STORAGE,TRNSP	9 603	5 455	3 853
245 FUEL WOOD, WOOD CHARCOAL	30 429	1 526	1 075	693 WIRE PRODUCTS EXCL.ELECT	21 716	7 025	4 884
247 WOOD ROUGH,ROUGH SQUARED	21 480	573	402	694 NAILS,SCREWS,NUTS,ETC.	129 959	64 032	44 909
248 WOOD, SIMPLY WORKED	21 506	5 656	3 951	695 TOOLS	30 319	57 532	40 303
251 PULP AND WASTE PAPER	89	118	85	696 CUTLERY	1 842	5 447	3 812
261 COTTON	1 741	448	305	697 HOUSEHOLD EQUIPMENT,NES	26 234	29 815	20 831
266 SYNTHETIC FIBRES	29 179	21 865	15 339	699 MANUFACTS.BASE METAL,NES	284 075	171 287	119 768
267 OTHER MAN-MADE FIBRES	3 732	1 039	734	711 STEAM GENER. BOILERS,ETC.	300	276	194
268 WOOL, OTHER ANIMAL HAIR	4 999	3 402	2 380	712 STEAM TURBINES	353	2 165	1 480
272 FERTILIZERS, CRUDE	1 440	139	99	713 INTRNL COMBUS PSTN ENGIN	254 716	414 836	289 917
273 STONE, SAND AND GRAVEL	208 051	5 032	3 510	714 ENGINES,MOTORS NON-ELECT	138	1 416	1 016
274 SULPHUR,UNRSTD.IRON PYRS	5 073	224	158	716 ROTATING ELECTRIC PLANT	84 086	112 836	78 775
277 NATURAL ABRASIVES, NES	3 600	184	127	718 OTH.POWR.GENRTNG.MACHNRY	3 194	46 410	32 156
278 OTHER CRUDE MINERALS	2 818 734	48 345	33 637	721 AGRIC.MACHINES,EX.TRACTR	6 155	6 375	4 439
282 FERROUS WASTE AND SCRAP	21 319	3 133	2 199	722 TRACTORS	263	569	398
285 ALUMINIUM ORE,CONCTR.ETC	275 035	6 856	4 901	723 CIVIL ENGINEERING EQUIPT	26 557	14 381	9 987
287 ORE,CONCENTR.BASE METALS	16 579	224	159	724 TEXTILE,LEATHER MACHINES	6 937	10 227	7 175
288 NON-FERROUS WASTE,SCRAP	142 498	48 259	32 479	725 PAPER,PULP MILL MACHINES	4 841	9 154	6 407
289 PREC.METAL ORES,CONCTRIS	6 131	6 131	4 271	726 PRINTING,BOOKBINDNG MACHS	2 740	6 024	4 236
291 CRUDE ANIMAL MATERIALS,NES	58 578	8 675	6 082	727 FOOD-PROCESS.MCH.NON DOM	2 917	4 178	2 907
292 CRUDE VEG.MATERIALS,NES	74 667	36 544	25 558	728 OTH.MACH,PTS,SPCL INDUST	18 895	37 361	26 059
325 COKE,SEMI-COKE,RET.CARBON	1 305	49	34	731 METAL REMOVAL WORK TOOLS	12 747	25 053	17 513
334 PETROLEUM PRODUCTS	3 381 536	56 365	38 983	733 MACH-TOOLS,METAL-WORKING	10 715	18 335	12 755
335 RESIDUAL PETROL.PRODUCTS	197 343	7 256	5 095	735 PARTS,NES,FOR MACH-TOOLS	20 749	17 886	12 521
344 PETROLEUM GASES, NES	14 969	644	458	737 METALWORKING MACHNRY NES	9 848	13 350	9 361
411 ANIMAL OILS AND FATS	45 537	6 140	4 280	741 HEATING,COOLING EQUIP,PART	53 119	40 580	28 487
421 FIXED VEG.FAT,OILS, SOFT	22 434	12 439	8 739	742 PUMPS FOR LIQUIDS,PARTS	23 312	28 610	19 978
422 FIXED VEG.FAT,OILS,OTHER	1 977	878	617	743 PUMPS NES,CENTRIFUGES ETC	75 628	101 212	70 781
431 ANIMAL,VEG.FATS,OILS,NES	47 685	5 753	4 024	744 MECHANICAL HANDLING EQUIP	122 304	79 163	55 360
511 HYDROCARBONS,NES,DERIVTS	737 601	73 434	51 710	745 OTH.NON-ELEC MCH,TOOL,NES	10 759	28 040	19 591
512 ALCOHOL,PHENOL,ETC.DERTV	95 417	29 936	20 944	746 BALL OR ROLLER BEARINGS	40 597	58 334	40 894
513 CARBOXYLIC ACIDS,DERIVTS	296 438	69 716	48 863	747 TAPS,COCKS,VALVES,ETC.	34 433	51 766	36 216
514 NITROGEN-FUNCT.COMPOUNDS	69 166	53 237	37 213	748 TRANSMISSIONS SHAFTS ETC	69 548	52 766	36 944
515 ORGANO-INORGANIC COMPNDS	16 035	23 525	20 557	749 NON-ELECT MACH,PARTS,ETC	16 116	53 214	37 557
516 OTHER ORGANIC CHEMICALS	18 775	14 368	10 104	751 OFFICE MACHINES	4 179	30 600	21 990
522 INORGANIC CHEM.ELEMENTS	1 508 581	35 275	24 904	752 AUTOMATC.DATA PROC.EQUIP	28 962	451 728	314 991
523 METAL.SALTS,INORGAN.ACID	340 646	13 780	9 634	759 PARTS,FOR OFFICE MACHINS	7 712	52 536	36 670
524 OTHER CHEMICAL COMPOUNDS	110 072	8 263	5 768	761 TELEVISION RECEIVERS ETC	142 335	267 749	187 046
531 SYNTH.COLOURS,LAKES,ETC.	40 565	36 506	25 969	762 RADIO-BROADCAST RECEIVER	480	1 699	1 186
532 DYEING,TANNING MATERIALS	9 784	7 034	4 945	763 SOUND RECORDER,PHONOGRPH	4 141	22 000	15 275
533 PIGMENTS, PAINTS, ETC.	195 014	91 408	63 866	764 TELECOMM.EQUIP.PARTS NES	28 688	68 382	47 804
541 MEDICINES,ETC.EXC.GRP542	10 872	87 482	60 971	771 ELECT.POWER MACHNRY.PARTS	6 249	21 988	15 407
542 MEDICAMENTS	55 663	148 914	104 120	772 ELEC.SWITCH.RELAY.CIRCUIT	45 135	195 683	136 876
551 ESSNTL.OIL,PERFUME,FLAVR	11 917	24 290	17 010	773 ELECTR.DISTRIBT.EQPT NES	48 337	37 813	26 442
553 PERFUMERY,COSMETICS,ETC.	21 526	35 273	24 877	774 ELECTRO-MEDCL,XRAY EQUIP	738	8 204	5 725
554 SOAP,CLEANERS,POLISH,ETC.	143 949	39 408	27 602	775 DOM.ELEC,NON-ELEC.EQUIPT	275 134	266 565	186 250
562 FERTILIZER,EXCEPT GRP272	2 257 500	52 285	36 551	776 TRANSISTORS,VALVES,ETC.	781	11 087	7 754
571 POLYMERS OF ETHYLENE	342 093	59 234	41 459	778 ELECTRIC.MECH.APPLT.NES	305 717	385 742	269 151
572 POLYMERS OF STYRENE	114 342	29 459	20 577	781 PASS.MOTOR VEHCLS.EX.BUS	2 396 147	4 108 093	2 867 983
573 POLYMERS,VINYL CHLORIDE	21 565	4 176	2 899	782 GOODS,SPCL TRANSPORT VEH	171 993	266 691	186 741
574 POLYACETAL,POLYCARBONATE	240 740	63 310	44 252	783 ROAD MOTOR VEHICLES NES	9 767	17 798	12 429
575 OTH.PLASTIC,PRIMARY FORM	648 490	146 660	102 823	784 PARTS,TRACTORS,MOTOR VEH	2 505 590	2 326 393	1 626 198
579 PLASTIC WASTE, SCRAP ETC	5 160	596	416	785 CYCLES,MOTORCYCLES ETC.	17 685	45 254	31 899
581 PLASTIC TUBE,PIPE,HOSE	10 604	12 585	8 822	786 TRAILERS,SEMI-TRAILR,ETC	18 675	11 121	7 843
582 PLASTIC PLATE,SHEETS,ETC	170 626	80 209	56 288	791 RAILWAY VEHICLES.EQUIPNT	13 504	10 811	7 624
583 MONOFILAMENT OF PLASTICS	33 708	13 576	9 501	792 AIRCRAFT,ASSOCT.EQUIPNT	940	53 987	37 935
				793 SHIP,BOAT,FLD.OAT.STRUCTRS	364	1 496	1 060
				811 PREFABRICATED BUILDINGS	878	380	250
				812 PLUMBNG,SANITRY,EQPT.ETC	41 629	11 438	8 084

7 IMPORTS AND EXPORTS (SPECIAL TRADE) BY COUNTRIES OF PRODUCTION AND CONSUMPTION AND BY GROUPS OF THE SITC-REV. III 1995

GROUP DESCRIPTION	DT = 100 KG	1 000 DM	1 000 \$	GROUP DESCRIPTION	DT = 100 KG	1 000 DM	1 000 \$
813 LIGHTING FIXTURES ETC.NES	13 394	25 733	17 992	342 LIQUEFIED PROPANE,BUTANE	1 126	88	57
821 FURNITURE,CUSHIONS,ETC.	195 079	161 472	112 861	411 ANIMAL OILS AND FATS	40 418	6 444	4 490
831 TRUNK,SUIT-CASES,BAG,ETC	5 735	8 025	5 633	421 FIXED VEG.FAT,OILS, SOFT	26 225	2 798	2 004
841 MENS,BOYS CLOTHING,X-KNIT	1 667	12 776	8 915	422 FIXED VEG.FAT,OILS,OTHER	44 118	4 642	3 250
842 WOMEN,GIRL CLOTHING,X-KNIT	956	16 021	11 057	431 ANIMAL,VEG.FATS,OILS,NES	164 957	21 905	15 248
843 MENS,BOYS CLOTHING,KNIT	248	1 667	1 164	511 HYDROCARBONS,NES,DERIVTS	621 667	65 474	45 856
844 WOMEN,GIRLS CLOTHING,KNIT	1 161	6 344	4 435	512 ALCOHOL,PHENOL,ETC.DERIV	575 323	122 441	85 482
845 OTHR.TEXTILE APPAREL,NES	13 396	39 551	27 741	513 CARBOXYLIC ACIDS,DERIVTS	548 376	132 536	92 558
846 CLOTHING ACCESSRS,FABRIC	632	2 728	1 904	514 NITROGEN-FUNCT.COMPOUNDS	555 647	221 157	154 480
848 CLOTHING,NONTEXTL;HEADGEAR	2 278	10 051	7 028	515 ORGANO-INORGANIC COMPNDS	111 897	185 309	129 272
851 FOOTWEAR	191 633	511 600	356 665	516 OTHER ORGANIC CHEMICALS	241 128	81 273	56 777
871 OPTICAL INSTRUMENTS,NES	92	2 566	1 782	522 INORGANIC CHEM.ELEMENTS	1 143 941	86 156	60 218
872 MEDICAL INSTRUMENTS NES	9 905	16 672	11 649	523 METAL.SALTS,INORGAN.ACID	459 150	45 116	31 546
873 METERS,COUNTERS,NES	7 225	20 994	14 725	524 OTHER CHEMICAL COMPOUNDS	35 202	14 083	9 827
874 MEASURE,CONTROL INSTRMNT	8 278	102 951	71 556	525 RADIO-ACTIVE MATERIALS	6	2 388	1 667
881 PHOTOGRAPH APPAR.ETC.NES	236	2 612	1 808	531 SYNTH.COLOURS,LAKES,ETC.	58 551	118 300	82 667
882 PHOTO.CINEMATOGRPH.SUPPL	3 784	11 206	7 821	532 DYEING,TANNING MATERIALS	70 883	10 570	7 349
884 OPTICAL GOODS NES	155	4 597	3 224	533 PIGMENTS, PAINTS, ETC.	328 203	199 497	139 392
885 WATCHES AND CLOCKS	126	2 965	2 063	541 MEDICINES,ETC.EXC.GRP542	22 360	270 520	189 222
891 ARMS AND AMMUNITION	5 168	9 678	6 790	542 MEDICAMENTS	27 869	232 250	162 540
892 PRINTED MATTER	41 750	33 224	23 198	551 ESSNTL.OIL,PERFUME,FLAVR	23 597	50 303	35 126
893 ARTICLES,NES,OF PLASTICS	113 156	79 915	55 881	553 PERFUMERY,COSMETICS,ETC.	77 653	84 492	58 993
894 BABY CARRIAGE,TOYS,GAMES	32 494	46 397	32 586	554 SOAP,CLEANERS,POLISH,ETC	199 928	68 155	47 640
895 OFFICE,STATIONERY SUPPLS	11 696	11 136	7 820	562 FERTILIZER,EXCEPT GRP272	2 646 241	64 768	45 286
896 WORKS OF ART,ANTIQUE ETC	18	1 551	1 071	571 POLYMERS OF ETHYLENE	514 324	85 417	59 843
897 GOLD,SILVERWARE,JEWEL NES	120	11 406	7 962	572 POLYMERS OF STYRENE	404 765	81 000	56 735
898 MUSICAL INSTRUMENTS,ETC.	7 536	20 569	14 357	573 POLYMERS,VINYL CHLORIDE	157 878	39 561	27 730
899 MISC MANUFACTRD GOODS NES	5 812	17 327	12 135	574 POLYACETAL,POLYCARBONATE	385 395	153 114	107 153
961 COIN,NONGOLD NONCURRENT	12	2 087	1 484	575 OTH.PLASTIC,PRIMARY FORM	993 642	358 363	250 411
971 GOLD,NONMONTY EXCL ORES	12	1 785	1 252	579 PLASTIC WASTE, SCRAP ETC	34 233	2 086	1 470
972 MONETARY GOLD,GOLD COINS		429	302	581 PLASTIC TUBE,PIPE,HOSE	26 456	41 331	28 908
				582 PLASTIC PLATE,SHEETS,ETC	356 993	256 109	178 788
EXPORTS	53 768 025	25 794 595	18 023 526	583 MONOFILAMENT OF PLASTICS	59 330	42 847	29 767
001 LIVE ANIMALS	25 508	14 152	9 805	591 INSECTICIDES, ETC.	79 695	86 580	60 203
011 BOVINE MEAT	17 854	13 199	9 196	592 STARCHES,INULIN,ETC.	165 044	57 550	40 197
012 OTHER MEAT, MEAT OFFAL	15 843	7 698	5 379	593 EXPLOSIVES,PYROTECHNICS	42 606	9 538	6 659
016 MEAT,ED.OFFL.DRY,SLT,SMK	876	632	441	597 PREPRD ADDITIVES,LIQUIDS	90 866	32 793	22 889
017 MEAT,OFFL.PRPD,PRSD,NES	28 074	21 122	14 773	598 MISC.CHEMICAL PRODTS,NES	908 083	361 741	253 168
022 MILK AND CREAM	416 293	88 284	61 769	600 CPL IND PLANT CHAP 69-76	5 710	9 051	6 281
023 BUTTER,OTHER FAT OF MILK	677	473	332	611 LEATHER	30 673	22 209	15 468
024 CHEESE AND CURD	75 179	47 347	33 058	612 MANUFACT. LEATHER ETC.NES	474	1 756	1 231
025 EGGS,BIRDS,YOLKS,ALBUMIN	4 322	1 093	754	613 FURSKINS,TANNED,DRESSED	25	778	538
034 FISH,FRESH,CHILLED,FROZN	57 636	39 209	27 370	621 MATERIALS OF RUBBER	147 934	124 720	87 201
035 FISH,DRIED,SALTED,SMOKED	10 852	6 256	4 334	625 RUBBER TYRES,TUBES,ETC.	267 376	196 613	137 586
036 CRUSTACEANS,MOLLUSCS ETC	454	1 092	756	629 ARTICLES OF RUBBER, NES	57 973	138 825	96 821
037 FISH ETC.PREPRD,PRSD,NES	29 507	14 093	9 809	633 CORK MANUFACTURES	554	833	619
041 WHEAT, MESLIN, UNMILLED	765 085	22 990	15 951	634 VENEERS, PLYWOOD, ETC.	83 379	22 488	15 675
043 BARLEY, UNMILLED	7 539 885	130 923	133 800	635 WOOD MANUFACTURES, NES	56 853	15 761	11 009
044 MAIZE UNMILLED	145	62	44	641 PAPER AND PAPERBOARD	2 482 568	437 289	305 774
045 OTHER CEREALS, UNMILLED	3 133 803	75 853	52 740	642 PAPER,PAPERBOARD,CUT ETC	358 190	131 653	92 112
046 MEAL,FLOUR OF WHEAT,MSLN	11 647	565	399	651 TEXTILE YARN	212 578	181 602	126 849
047 OTHER CEREAL MEAL,FLOURS	651	51	33	652 COTTON FABRICS, WOVEN	13 399	24 362	17 001
048 CEREAL PREPARATIONS	155 557	53 679	37 538	653 FABRICS,MAN-MADE FIBRES	29 165	84 986	59 432
054 VEGETABLES	70 283	8 965	6 213	654 OTH.TEXTILE FABRIC,WOVEN	3 458	8 991	6 281
056 VEGETABLES,PRPD,PRSD,NES	38 880	11 055	7 693	655 KNIT,CROCHET,FABRIC NES	9 699	29 274	20 423
057 FRUIT,NUTS EXCL.OIL NUTS	79 841	28 644	19 835	656 TULLE,LACE,EMBROIDRY,ETC	2 113	8 239	5 730
058 FRUIT,PRESERVED,PREPARED	68 156	19 764	13 826	657 SPECIAL YARN,TXTL.FABRIC	129 131	130 605	91 041
059 FRUIT, VEGETABLE JUICES	41 470	4 400	3 064	658 TEXTILE ARTICLES NES	10 389	15 196	10 652
061 SUGARS,MOLASSES,HONEY	58 672	9 582	6 748	659 FLOOR COVERINGS, ETC.	16 679	18 193	12 645
062 SUGAR CONFECTIONERY	31 318	14 600	10 161	661 TIME,CEMENT,CONSTR.MATRL	30 607	3 808	2 654
071 COFFEE,COFFEE SUBSTITUTE	16 953	15 141	10 601	662 CLAY,REFRCT.CONSTR.MATRL	346 294	41 202	28 778
072 COCOA	174 788	24 850	17 397	663 MINERAL MANUFACTURES,NES	111 098	90 582	63 112
073 CHOCOLATE,OTH.COCOA PREP	96 547	44 571	30 883	664 GLASS	227 738	67 373	47 087
074 TEA AND MATE	2 235	1 811	1 270	665 GLASSWARE	67 850	47 776	33 376
075 SPICES	3 374	3 742	2 607	666 POTTERY	19 158	25 414	18 090
081 ANIMAL FEED STUFF	108 898	18 964	13 223	667 PEARLS,PRECIOUS STONES	18	3 097	2 174
091 MARGARINE AND SHORTENING	10 891	2 064	1 447	671 PIG IRON, SPIEGELEISN,ETC	83 081	16 125	11 296
098 EDIBLE PROD.PREPRD,NES	181 349	70 521	49 300	672 INGOTS ETC.IRON OR STEEL	199 169	11 236	7 864
111 NON-ALCOHOL.BEVERAGE,NES	186 932	24 493	17 080	673 FLAT-ROLLED IRON ETC.	4 656 208	326 695	228 238
112 ALCOHOLIC BEVERAGES	312 054	43 414	30 471	674 FLAT-ROLLED PLATED IRON	2 178 703	239 190	167 428
121 TOBACCO, UNMANUFACTURED	20 985	20 215	14 094	675 FLAT-ROLLED, ALLOY STEEL	549 340	106 418	74 592
122 TOBACCO, MANUFACTURED	12 837	29 184	20 314	676 IRON,STL,BAR,SHAPES ETC.	854 112	93 028	65 116
211 HIDES,SKINS(EX.FURS),RAW	37 462	11 628	8 074	677 RAILWAY TRACK IRON,STEEL	16 389	4 274	3 006
212 FURSKINS, RAW	40	491	335	678 WIRE OF IRON OR STEEL	25 558	9 653	6 739
222 OILSEED(SFT.FIX VEG.OIL)	3 452	1 397	957	679 TUBES,PIPES,ETC.IRON,STL	1 039 139	138 434	95 439
223 OILSEED(OTH.FIX.VEG.OIL)	3 057	324	222	681 SILVER,PLATINUM,ETC.	644	16 282	11 353
231 NATURAL RUBBER, ETC.	1 598	600	422	682 COPPER	342 868	218 715	152 715
232 SYNTHETIC RUBBER, ETC.	228 745	52 500	36 817	683 NICKEL	2 022	5 639	4 007
245 FUEL WOOD, WOOD CHARCOAL	6 442	422	304	684 ALUMINIUM	312 899	185 222	129 571
246 WOOD IN CHIPS, PARTICLES	3 050	129	89	685 LEAD	25 241	4 825	3 347
247 WOOD ROUGH,ROUGH SQUARED	4 693	376	262	686 ZINC	7 274	3 291	2 287
248 WOOD, SIMPLY WORKED	573 523	33 161	23 153	687 TIN	343	418	292
251 PULP AND WASTE PAPER	689 785	22 350	15 464	689 MISC.NON-FERR.BASE METAL	5 350	4 495	3 140
261 SILK	72	70	50	691 METALLIC STRUCTURES NES	110 589	48 444	33 889
263 COTTON	41 364	8 059	5 638	692 CONTAINERS,STORAGE,TRNSP	42 577	30 457	21 286
265 VEGETABLE TEXTILE FIBRES	551	111	80	693 WIRE PRODUCTS EXCL.ELECT	34 216	23 479	16 468
266 SYNTHETIC FIBRES	245 627	98 868	69 039	694 NAILS,SCREWS,NUTS,ETC.	121 693	112 689	78 712
267 OTHER MAN-MADE FIBRES	35 951	14 105	9 816	695 TOOLS	36 307	135 905	94 913
268 WOOL, OTHER ANIMAL HAIR	10 148	10 316	7 212	696 CUTLERY	10 158	46 324	32 288
269 WORN CLOTHING,TEXTL.ARTL	30 634	3 904	2 709	697 HOUSEHOLD EQUIPMENT,NES	14 586	25 224	17 593
272 FERTILIZERS, CRUDE	2 301	139	97	699 MANUFACTS.BASE METAL,NES	404 872	442 040	309 114
273 STONE, SAND AND GRAVEL	16 049	453	316	700 CPL IND PLANT (84/85/87)	15 123	90 934	62 591
274 SULPHUR,UNRSTD.IRON PYRS	358	83	56	711 STEAM GENER. BOILERS,ETC.	6 775	29 831	21 499
277 NATURAL ABRASIVES, NES	208	5 399	3 837	712 STEAM TURBINES	1 385	8 015	5 608
278 OTHER CRUDE MINERALS	686 608	19 767	13 872	713 INTRNL COMBUS PSTN ENGIN	457 424	828 155	579 505
282 FERROUS WASTE AND SCRAP	430 160	19 411	13 585	714 ENGINES,MOTORS NON-ELECT	346	6 250	4 413
285 ALUMINIUM ORE,CONCTR.ETC	153 466	12 901	9 015	716 ROTATING ELECTRIC PLANT	138 830	258 476	180 882
287 ORE,CONCENTR.BASE METALS	1 613	125	89	718 OTH.POWR.GENRTNG.MACHNRY	4 046	46 196	32 583
288 NON-FERROUS WASTE,SCRAP	216 162	13 300	9 282	721 AGRIC.MACHINES,EX.TRACTR	46 794	55 989	39 131
289 PREC.METAL ORES,CONCRTS	2 798	285	202	722 TRACTORS	127 333	135 016	94 122
291 CRUDE ANIMAL MATERLS,NES	11 881	9 519	6 655	723 CIVIL ENGINEERING EQUIPT	86 895	101 946	71 304
292 CRUDE VEG.MATERIALS, NES	30 321	31 377	21 832	724 TEXTILE,LEATHER MACHINES	44 651	152 841	106 989
321 COAL,NOT AGGLOMERATED	3 416	76	52	725 PAPER,PULP MILL MACHINES	12 538	46 763	32 652
322 BRIQUETTES,LIGNITE,PEAT	639 613	13 514	9 429	726 PRINTNG,BOOKBINDNG MACHS	28 579	128 569	90 456
325 COKE,SEMI-COKE,RET.CARBN	91 179	1 648	1 107	727 FOOD-PROCESS.MCH.NON DOM	5 031	25 959	18 107
334 PETROLEUM PRODUCTS	206 322	22 664	15 704	728 OTH.MACH,PTS,SPCL INDUST	105 132	350 057	244 526
335 RESIDUAL PETROL.PRODUCTS	76 484	4 957	3 470	731 METAL REMOVAL WORK TOOLS	16 380	62 498	43 868
				733 MACH-TOOLS,METAL-WORKING	10 881	29 520	20 692

7 IMPORTS AND EXPORTS (SPECIAL TRADE) BY COUNTRIES OF PRODUCTION AND CONSUMPTION AND BY GROUPS OF THE SITC-REV. III 1995

GROUP DESCRIPTION	DT = 100 KG	1 000 DM	1 000 \$	GROUP DESCRIPTION	DT = 100 KG	1 000 DM	1 000 \$
735 PARTS,NES,FOR MACH-TOOLS	7 469	40 326	28 198	231 NATURAL RUBBER, ETC.	227	64	47
737 METALWORKING MACHINRY NES	22 978	84 559	59 211	232 SYNTHETIC RUBBER, ETC.	15 553	882	622
741 HEATING,COOLING EQUIP,PART	69 207	160 258	112 339	246 WOOD IN CHIPS, PARTICLES	94 285	1 118	766
742 PUMPS FOR LIQUIDS,PARTS	43 938	233 572	163 285	247 WOOD ROUGH,ROUGH SQUARED	483 063	18 113	12 711
743 PUMPS NES,CENTRIFUGS ETC	173 419	360 862	252 485	248 WOOD, SIMPLY WORKED	6 295 809	528 892	371 313
744 MECHANICAL HANDLING EQUIP	178 547	259 085	181 503	251 PULP AND WASTE PAPER	7 854 848	909 748	635 781
745 OTH.NONELEC MCH,TOOL,NES	33 999	194 353	135 818	263 COTTON	653	92	66
746 BALL OR ROLLER BEARINGS	61 621	153 452	107 212	266 SYNTHETIC FIBRES	1 815	628	439
747 TAPS,COCKS,VALVES,ETC.	35 803	165 840	115 954	267 OTHER MAN-MADE FIBRES	48 232	12 547	8 773
748 TRANSMISSIONS SHAFTS ETC	173 033	181 109	126 349	269 WORN CLOTHING,TEXTL.ARTL	274	67	46
749 NON-ELECT MACH.PARTS,ETC	19 694	123 375	86 102	273 STONE, SAND AND GRAVEL	2 441 271	8 191	5 713
751 OFFICE MACHINES	13 216	75 138	52 633	278 OTHER CRUDE MINERALS	89 540	1 846	1 295
752 AUTOMATC.DATA PROC.EQUIP	29 924	412 124	287 683	281 IRON ORE, CONCENTRATES	50 744 492	226 192	158 397
759 PARTS,FOR OFFICE MACHINS	11 579	198 080	138 320	282 FERROUS WASTE AND SCRAP	69 963	12 149	8 262
761 TELEVISION RECEIVERS ETC	58 234	127 532	89 026	283 COPPER ORES,CONCENTRATES	1 519	567	378
762 RADIO-BROADCAST RECEIVER	6 664	51 932	36 138	287 ORE,CONCENTR.BASE METALS	454 699	19 740	13 594
763 SOUND RECORDER,PHONOGRPH	15 610	84 709	59 303	288 NON-FERROUS WASTE,SCRAP	158 407	29 341	20 561
764 TELCOMM.EQUIP.PARTS NES	20 136	239 174	167 280	289 PREC.METAL ORES,CONCRTS	25 720	23 647	16 400
771 ELECT POWER MACHNY,PARTS	35 078	114 453	80 218	291 CRUDE ANIMAL MATERLS,NES	34 090	1 755	1 234
772 ELEC. SWITCH,RELAY,CIRCUIT	122 994	687 866	480 344	292 CRUDE VEG.MATERIALS, NES	2 559	2 069	1 447
773 ELECTR.DISTRIB.EQPT NES	90 227	165 782	115 975	322 BRIQUETTES,LIGNITE,PEAT	4 806	163	114
774 ELECTR-MEDCL,XRAY EQUIP	3 053	58 943	41 104	334 PETROLEUM PRODUCTS	16 285 735	378 330	264 847
775 DOM.ELEC,NON-ELEC.EQUIPT	228 058	296 784	206 745	335 RESIDUAL PETROL.PRODUCTS	61 087	1 665	1 159
776 TRANSISTORS,VALVES,ETC.	30 686	270 230	189 136	351 ELECTRIC CURRENT	*	*	*
778 ELECTRIC.MACH.APPART,NES	419 153	890 029	621 538	411 ANIMAL OILS AND FATS	52 081	4 233	2 968
781 PASS.MOTOR VEHCLS.EX.BUS	1 050 538	2 187 537	1 529 099	422 FIXED VEG.FAT,OILS,OTHER	138	54	34
782 GOODS,SPCL TRANSPORT VEH	257 627	336 283	235 587	431 ANIMAL,VEG.FATS,OILS,NES	152 985	14 962	10 487
783 ROAD MOTOR VEHICLES NES	195 060	301 792	210 968	511 HYDROCARBONS,NES,DERIVTS	5 204	533	372
784 PARTS,TRACTORS,MOTOR VEH	1 964 260	2 402 331	1 678 359	512 ALCOHOL,PHENOL,ETC.DERIV	104 886	26 991	18 929
785 CYCLES,MOTORCYCLES ETC.	3 455	14 908	10 385	513 CARBOXYLIC ACIDS,DERIVTS	142 367	35 246	24 606
786 TRAILERS,SEMI-TRAILR,ETC	92 843	69 237	48 638	514 NITROGEN-FUNCT.COMPOUNDS	36 987	28 516	20 064
791 RAILWAY VEHICLES.EQUIPNT	6 143	17 602	12 341	515 ORGANO-INORGANIC COMPNDS	8 262	8 668	6 089
792 AIRCRAFT,ASSOCTD.EQUIPNT	908	68 863	48 600	516 OTHER ORGANIC CHEMICALS	10 953	5 589	3 872
793 SHIP,BOAT,FLOAT,STRUCTRS	5 301	7 426	5 136	522 INORGANIC CHEM.ELEMENTS	177 279	12 271	8 538
800 CPL IND PLANT CHAP 90/94	645	16 204	11 656	523 METAL,SALTS,INORGAN.ACID	1 055 132	49 561	34 754
811 PREFABRICATED BUILDINGS	541	1 750	1 183	524 OTHER CHEMICAL COMPOUNDS	122	512	357
812 PLUMBING,SANITRY,EQPT.ETC	28 259	48 481	33 695	525 RADIO-ACTIVE MATERIALS	25	13 042	9 140
813 LIGHTING FIXTURES ETC,NES	11 653	40 948	28 594	531 SYNTH.COLOURS,LAKES,ETC.	5 370	1 143	804
821 FURNITURE,CUSHIONS,ETC.	125 140	113 470	79 381	532 DYEING,TANNING MATERIALS	826	153	109
831 TRUNK,SUIT-CASES,BAG,ETC	3 494	9 443	6 594	533 PIGMENTS, PAINTS, ETC.	114 133	38 294	26 635
841 MENS,BOYS CLOTHING,X-KNIT	4 792	35 141	24 158	541 MEDICINES,ETC.EXC.GRP542	8 548	17 720	12 411
842 WOMEN,GRL CLOTHING,XKNIT	3 938	58 672	40 388	542 MEDICAMENTS	16 486	565 533	394 491
843 MENS,BOYS CLOTHING,KNIT	1 600	5 004	3 486	551 ESSNTL.OIL,PERFUME,FLAVR	5 093	2 164	1 521
844 WOMEN,GRLS CLOTHING,KNIT	1 754	8 834	6 154	553 PERFUMERY,COSMETICS,ETC.	8 708	9 177	6 356
845 OTHR.TEXTILE APPAREL,NES	7 830	38 913	27 108	554 SOAP,CLEANERS,POLISH,ETC	44 092	12 356	8 629
846 CLOTHING ACCESSRS,FABRIC	1 969	11 305	7 891	562 FERTILIZER,EXCEPT GRP272	382 009	8 824	6 215
848 CLOTHING,NONTXTL;HEADGEAR	3 206	11 371	7 934	571 POLYMERS OF ETHYLENE	739 159	168 410	117 660
851 FOOTWEAR	4 450	13 771	9 616	572 POLYMERS OF STYRENE	134 601	24 331	17 016
871 OPTICAL INSTRUMENTS,NES	874	18 708	13 110	573 POLYMERS,VINYL CHLORIDE	101 282	17 464	12 228
872 MEDICAL INSTRUMENTS NES	17 333	149 102	104 286	574 POLYACETAL,POLYCARBONATE	37 400	10 143	7 115
873 METERS,COUNTERS,NES	8 926	52 913	36 923	575 OTH.PLASTIC,PRIMARY FORM	232 898	60 415	42 130
874 MEASURE,CONTROL INSTRMNT	27 898	455 328	317 729	579 PLASTIC WASTE, SCRAP ETC	9 521	2 075	1 446
881 PHOTOGRAPH APPAR,ETC,NES	5 272	46 539	32 481	581 PLASTIC TUBE,PIPE,HOSE	33 962	28 252	19 704
882 PHOTO.CINEMATOGRPH,SUPPL	70 348	99 916	70 001	582 PLASTIC PLATE,SHEETS,ETC	89 049	38 708	27 029
883 CINE.FILM EXPOSD.DEVELOPD	10	99	67	583 MONOFILAMENT OF PLASTICS	3 060	1 887	1 327
884 OPTICAL GOODS NES	679	43 997	30 731	591 INSECTICIDES, ETC.	3 576	7 647	5 385
885 WATCHES AND CLOCKS	2 340	33 018	23 016	592 STARCHES,INULIN,ETC.	67 103	24 158	16 970
891 ARMS AND AMMUNITION	1 434	7 007	4 913	593 EXPLOSIVES,PYROTECHNICS	885	1 827	1 281
892 PRINTED MATTER	101 229	117 940	82 379	597 PREPRD.ADDITIVES,LIQUIDS	11 236	5 142	3 605
893 ARTICLES,NES,OF PLASTICS	247 510	275 553	192 623	598 MISC.CHEMICAL PRDCTS,NES	200 505	81 307	56 852
894 BABY CARRIAGE,TOYS,GAMES	24 502	78 795	54 940	611 LEATHER	550	3 992	2 785
895 OFFICE,STATIONERY SUPPLS	18 212	60 406	42 256	612 MANUFACT. LEATHER ETC.NES	849	1 491	1 039
896 WORKS OF ART,ANTIQUE ETC	18	2 724	1 907	621 MATERIALS OF RUBBER	53 291	24 337	17 022
897 GOLD,SILVERWARE,JEWEL NES	74	11 285	7 852	625 RUBBER TYRES,TUBES,ETC.	20 789	12 954	9 083
898 MUSICAL INSTRUMENTS,ETC.	41 066	102 847	71 779	629 ARTICLES OF RUBBER, NES	13 551	30 665	21 550
899 MISC MANUFCTRD GOODS NES	14 009	59 691	41 688	633 CORK MANUFACTURES	526	704	498
971 GOLD,NONMONTY EXCL ORES	11	13 504	9 431	634 VENEERS, PLYWOOD, ETC.	446 156	78 720	55 230
972 MONETARY GOLD,GOLD COINS		76	53	635 WOOD MANUFACTURES, NES	394 043	175 148	123 385
				641 PAPER AND PAPERBOARD	13 747 709	1 869 967	1 307 779
				642 PAPER,PAPERBOARD,CUT ETC	964 867	198 095	138 940
SWEDEN				651 TEXTILE YARN	5 411	2 818	1 952
IMPORTS	117 354 420	13 938 387	9 745 096	652 COTTON FABRICS, WOVEN	2 422	3 565	2 499
001 LIVE ANIMALS	168	408	283	653 FABRICS,MAN-MADE FIBRES	1 183	5 208	3 650
011 BOVINE MEAT	67	42	31	654 OTH.TEXTILE FABRIC,WOVEN	21 693	24 802	17 344
012 OTHER MEAT, MEAT OFFAL	13 782	4 808	3 388	655 KNIT,CROCHET.FABRIC NES	1 825	3 931	2 733
017 MEAT,OFFL.PRPD,PRSD,NES	4 402	2 722	1 897	656 TULLE,LACE,EMBROIDRY.ETC	393	1 395	964
022 MILK AND CREAM	11 047	4 307	3 008	657 SPECIAL YARN,TXTL.FABRIC	50 573	44 565	31 224
023 BUTTER,OTHER FAT OF MILK	11 861	6 923	4 928	658 TEXTILE ARTICLES NES	7 548	14 229	9 908
024 CHEESE AND CURD	4 602	2 820	1 973	659 FLOOR COVERINGS, ETC.	3 346	2 656	1 837
025 EGGS,BIRDS,YOLKS,ALBUMIN	3 969	877	619	661 LIME,CEMENT,CONSTR.MATRL	26 719	1 901	1 333
034 FISH,FRESH,CHILLED,FROZN	19 355	6 031	4 219	662 CLAY,REFRCT.CONSTR.MATRL	97 185	5 609	3 915
035 FISH,DRIED,SALTED,SMOKED	7 254	1 389	977	663 MINERAL MANUFACTURES,NES	247 817	27 084	18 900
036 CRUSTACEANS,MOLLUSCS ETC	1 322	136	92	664 GLASS	369 163	36 927	25 810
037 FISH ETC.PRPD,PRSD,NES	7 934	5 740	4 032	665 GLASSWARE	4 315	6 808	4 755
043 BARLEY, UNMILLED	518 816	16 989	11 794	666 POTTERY	310	442	311
045 OTHER CEREALS, UNMILLED	643 456	18 156	12 747	667 PEARLS,PRECIOUS STONES		396	275
046 MEAL,FLOUR OF WHEAT,MSLN	5 591	213	150	671 PIG IRON,SPIEGELISN,ETC	786 315	134 076	94 430
048 CEREAL PREPARATIONS	75 195	26 951	18 908	672 INGOTS ETC.IRON OR STEEL	105 614	34 652	24 363
054 VEGETABLES	30 124	3 978	2 736	673 FLAT-ROLLED IRON ETC.	2 070 713	168 957	118 157
056 VEGETABLES,PRPD,PRSD,NES	3 134	969	687	674 FLAT-ROLLED PLATED IRON	221 057	22 531	15 739
057 FRUIT,NUTS EXCL.OIL NUTS	4 548	432	298	675 FLAT-ROLLED, ALLOY STEEL	1 141 393	450 535	315 666
058 FRUIT,PRESERVED,PREPARED	19 735	7 269	5 048	676 IRON,STL.BAR,SHAPES ETC.	2 028 013	281 088	196 226
059 FRUIT, VEGETABLE JUICES	871	252	174	677 RAILWAY TRACK IRON,STEEL	11 481	813	575
061 SUGARS,MOLASSES,HONEY	33 271	3 969	2 751	678 WIRE OF IRON OR STEEL	201 617	88 588	61 847
062 SUGAR CONFECTIONERY	13 150	6 323	4 417	679 TUBES,PIPES,ETC.IRON,STL	355 742	153 111	106 695
071 COFFEE,COFFEE SUBSTITUTE	114	136	93	681 SILVER,PLATINUM,ETC.	553	13 674	9 590
073 CHOCOLATE,OTH.COCCA PREP	53 536	38 979	27 165	682 COPPER	155 487	82 093	57 407
075 SPICES	548	391	276	683 NICKEL	2 724	7 608	5 337
081 ANIMAL FEED STUFF	58 993	2 499	1 743	684 ALUMINIUM	260 128	95 764	66 903
091 MARGARINE AND SHORTENING	748	232	204	685 LEAD	82 282	8 435	5 916
098 EDIBLE PROD.PREPRTS,NES	16 114	7 173	5 002	686 ZINC	506	225	158
111 NON-ALCOHOL.BEVERAGE,NES	16 783	2 201	1 541	689 MISC.NON-FERR.BASE METAL	1 866	2 095	1 466
112 ALCOHOLIC BEVERAGES	7 350	2 352	1 646	691 METALLIC STRUCTURES NES	54 624	36 434	25 590
122 TOBACCO, MANUFACTURED	148	230	162	692 CONTAINERS,STORAGE,TRNSP	12 276	8 529	5 948
211 HIDES,SKINS(EX.FURS),RAW	9 476	2 193	1 529	693 WIRE PRODUCTS EXCL.ELECT	3 171	941	654
212 FURSKINS, RAW	9	160	105	694 NAILS,SCREWS,NUTS,ETC.	9 581	14 648	10 206
222 OILSEED(SFT.FIX VEG.OIL)	1 857	136	97	695 TOOLS	11 263	181 211	126 271
				696 CUTLERY	73	352	242

7 IMPORTS AND EXPORTS (SPECIAL TRADE) BY COUNTRIES OF PRODUCTION AND CONSUMPTION AND BY GROUPS OF THE SITC-REV. III 1995

GROUP DESCRIPTION	DT = 100 KG	1 000 DM	1 000 \$	GROUP DESCRIPTION	DT = 100 KG	1 000 DM	1 000 \$
697 HOUSEHOLD EQUIPMENT,NES	12 594	8 076	5 643	056 VEGETABLES,PRPD,PRSD,NES	26 865	8 801	6 153
699 MANUFACTS.BASE METAL,NES	135 470	93 399	65 317	057 FRUIT,NUTS EXCL.OIL NUTS	289 744	39 007	27 310
711 STEAM GENER. BOILERS, ETC.	1 958	2 971	2 023	058 FRUIT,PRESERVED,PREPARED	22 294	8 892	6 246
712 STEAM TURBINES	1	64	43	059 FRUIT, VEGETABLE JUICES	21 164	4 696	3 276
713 INTRNL COMBUS PSTN ENGIN	8 470	22 853	15 967	061 SUGARS,MOLASSES,HONEY	120 996	8 487	5 958
714 ENGINES,MOTORS NON-ELECT	153	2 820	1 948	062 SUGAR CONFECTIONERY	28 455	14 791	10 337
716 ROTATING ELECTRIC PLANT	44 053	46 607	32 620	071 COFFEE,COFFEE SUBSTITUTE	25 363	24 793	17 223
718 OTH.POWR.GENRTNG.MACHNRY	7 187	21 367	15 005	072 COCOA	4 123	1 374	943
721 AGRIC.MACHINES,EX.TRACTR	60 481	169 727	117 967	073 CHOCOLATE,OTH.COCOA PREP	19 373	14 435	10 053
722 TRACTORS	654	1 466	990	074 TEA AND MATE	6 843	4 851	3 388
723 CIVIL ENGINEERING EQUIPT	308 631	319 498	225 858	075 SPICES	3 866	2 577	1 791
724 TEXTILE,LEATHER MACHINES	5 577	33 788	23 614	081 ANIMAL FEED STUFF	1 529 312	68 726	47 962
725 PAPER,PULP MILL MACHINES	10 154	35 981	25 216	091 MARGARINE AND SHORTENING	1 781	357	254
726 PRINTING,BOOKBINDING MACHS	4 010	15 019	10 565	098 EDIBLE PROD.PREPRNS,NES	76 895	32 385	22 657
727 FOOD-PROCESS.MCH.NON DOM	1 582	6 146	4 313	111 NON-ALCOHOL.BEVERAGE,NES	34 249	6 003	4 194
728 OTH.MACH,PTS,SPCL INDUST	49 118	217 825	152 707	112 ALCOHOLIC BEVERAGES	151 464	44 471	31 182
731 METAL REMOVAL WORK TOOLS	1 826	7 681	5 265	121 TOBACCO, UNMANUFACTURED	879	136	90
733 MACH-TOOLS,METAL-WORKING	3 350	6 272	4 440	122 TOBACCO, MANUFACTURED	3 568	5 462	3 860
735 PARTS,NES,FOR MACH-TOOLS	5 067	21 999	15 384	211 HIDES,SKINS(EX.FURS),RAW	7 128	1 050	732
737 METALWORKING MACHNRY NES	34 389	32 826	23 136	222 OILSEED(SFT.FIX VEG.OIL)	481 344	22 371	15 575
741 HEATING,CODING EQUIP,PART	40 068	80 651	56 322	223 OILSEED(OTH.FIX.VEG.OIL)	1 395	162	109
742 PUMPS FOR LIQUIDS,PARTS	23 590	69 160	48 394	231 NATURAL RUBBER, ETC.	2 951	849	590
743 PUMPS NES,CENTRIFUGS ETC	19 003	50 720	35 604	232 SYNTHETIC RUBBER, ETC.	95 151	20 970	14 667
744 MECHANICAL HANDLING EQUIP	88 115	135 088	94 647	246 WOOD IN CHIPS, PARTICLES	959 741	10 030	7 069
745 OTH.NONELEC MCH,TOOL,NES	16 830	67 364	47 326	247 WOOD ROUGH,ROUGH SQUARED	7 640 723	75 129	52 731
746 BALL OR ROLLER BEARINGS	44 817	102 203	70 893	248 WOOD, SIMPLY WORKED	74 510	9 514	6 651
747 TAPS,COCKS,VALVES,ETC.	9 056	48 721	34 038	251 PULP AND WASTE PAPER	1 948 848	56 018	39 285
748 TRANSMISSIONS SHAFTS ETC	56 678	46 336	32 183	253 COTTON	43 632	8 186	5 694
749 NON-ELECT MACH.PARTS,ETC	4 285	9 624	6 750	265 VEGETABLE TEXTILE FIBRES	180	97	65
751 OFFICE MACHINES	739	5 508	3 846	266 SYNTHETIC FIBRES	31 482	12 692	8 895
752 AUTOMATC.DATA PROC.EQUIP	3 225	67 040	47 001	267 OTHER MAN-MADE FIBRES	1 061	424	297
759 PARTS,FOR OFFICE MACHINS	2 133	45 087	31 463	268 WOOL, OTHER ANIMAL HAIR	1 609	1 282	883
761 TELEVISION RECEIVERS ETC	3 832	21 376	14 956	269 WORN CLOTHING,TEXTL.ARTL	861	108	75
762 RADIO-BROADCAST RECEIVER	22	769	545	272 FERTILIZERS, CRUDE	16 689	877	611
763 SOUND RECORDER,PHONOGRPH	118	1 936	1 365	273 STONE, SAND AND GRAVEL	135 866	2 121	1 476
764 TELECOMM.EQUIP.PARTS NES	18 027	617 224	432 735	274 SULPHUR,UNRSTD.IRON PYRS	3 557	272	190
771 ELECT POWER MACHNRY,PARTS	4 246	21 119	14 779	277 NATURAL ABRASIVES, NES	291	1 514	1 074
772 ELEC.SWITCH.RELAY,CIRCUIT	6 195	33 787	23 638	278 OTHER CRUDE MINERALS	5 451 621	46 260	32 316
773 ELECTR.DISTRIB.EQPT NES	89 094	42 770	30 049	281 IRON ORE, CONCENTRATES	1 340	63	43
774 ELECTRO-MEDCL.XRAY EQUIP	7 274	138 617	96 780	282 FERROUS WASTE AND SCRAP	537 514	48 013	33 372
775 DOM.ELEC,NON-ELEC.EQUIPT	65 040	84 351	58 976	283 COPPER ORES,CONCENTRATES	220 192	20 028	14 118
776 TRANSISTORS,VALVES,ETC.	327	12 330	8 628	285 ALUMINIUM ORE,CONCTR.ETC	14 536	1 619	1 133
778 ELECTRIC.MACH.APART,NES	22 278	52 225	36 468	287 ORE,CONCENTR.BASE METALS	432 410	26 564	18 611
781 PASS.MOTOR VEHCLS,EX.BUS	127 880	335 283	234 736	288 NON-FERROUS WASTE,SCRAP	103 467	34 943	24 178
782 GOODS,SPCL TRANSPORT VEH	92 133	131 181	91 499	289 PREC.METAL ORES,CONCTR	7 115	3 498	2 457
783 ROAD MOTOR VEHICLES NES	107 449	182 280	127 024	291 CRUDE ANIMAL MATERLS,NES	248 074	21 772	15 192
784 PARTS,TRACTORS,MOTOR VEH	183 298	354 908	242 242	292 CRUDE VEG.MATERIALS, NES	43 791	21 432	14 968
785 CYCLES,MOTORCYCLES ETC.	9 317	17 170	12 033	322 BRIQUETTES,LIGNITE,PEAT	12 233	1 502	1 057
786 TRAILERS,SEMI-TRAILR,ETC	10 454	15 106	10 581	325 COKE,SEMI-COKE,RET.CARBON	22 467	338	238
791 RAILWAY VEHICLES.EQUIPNT	2 403	6 262	4 365	334 PETROLEUM PRODUCTS	8 023 878	199 904	138 848
792 AIRCRAFT,ASSOCTO.EQUIPNT	1 157	120 544	85 573	335 RESIDUAL PETROL.PRODUCTS	710 109	26 244	18 300
793 SHIP,BOAT,FLOAT.STRUCTRS	5 958	17 449	12 214	342 LIQUEFIED PROPANE,BUTANE	115 781	2 601	1 813
811 PREFABRICATED BUILDINGS	85 392	25 177	17 653	344 PETROLEUM GASES, NES	12	62	42
812 PLUMBING,SANITRY,EQPT,ETC	7 047	4 637	3 240	351 ELECTRIC CURRENT, MWH	23 491	1 757	1 202
813 LIGHTING FIXTURES ETC,NES	8 113	11 979	8 320	411 ANIMAL OILS AND FATS	12 170	1 569	1 081
821 FURNITURE,CUSHIONS,ETC.	472 531	201 910	140 320	421 FIXED VEG.FAT,OILS, SOFT	301 419	28 929	19 976
831 TRUNK,SUIT-CASES,BAG,ETC	243	532	364	422 FIXED VEG.FAT,OILS,OTHER	4 985	556	384
841 MENS,BOYS CLOTHING,X-KNIT	203	1 858	1 295	431 ANIMAL,VEG.FATS,OILS,NES	142 915	18 380	12 799
842 WOMEN,GIRL CLOTHING,XKNIT	130	1 821	1 279	511 HYDROCARBONS,NES,DERIVTS	645 097	82 392	57 362
843 MENS,BOYS CLOTHING,KNIT	46	345	240	512 ALCOHOL,PHENOL,ETC.DERIV	211 993	39 248	27 465
844 WOMEN,GIRLS CLOTHING,KNIT	58	525	371	513 CARBOXYLIC ACIDS,DERIVTS	227 378	57 043	39 816
845 OTHR.TEXTILE APPAREL,NES	680	7 877	5 509	514 NITROGEN-FUNCT.COMPOUNDS	106 200	39 165	27 377
846 CLOTHING ACCESSRS,FABRIC	209	1 265	879	515 ORGANO-INORGANIC COMPNDS	21 172	25 770	18 003
848 CLOTHING,NONTXTL,HEADGEAR	1 857	7 920	5 539	516 OTHER ORGANIC COMPNDS	238 845	41 000	28 700
851 FOOTWEAR	1 496	3 259	2 297	522 INORGANIC CHEM.ELEMENTS	1 497 445	82 807	57 778
871 OPTICAL INSTRUMENTS,NES	81	5 964	4 183	523 METAL.SALT.S,INORGAN.ACID	294 589	24 920	17 379
872 MEDICAL INSTRUMENTS NES	5 986	70 364	49 232	524 OTHER CHEMICAL COMPOUNDS	35 830	29 712	20 759
873 METERS,COUNTERS,NES	128	3 644	2 555	525 RADIO-ACTIVE MATERIALS	1	1 081	749
874 MEASURE,CONTROL INSTRMNT	9 185	106 484	74 067	531 SYNTH.COLOURS,LAKES,ETC.	89 352	61 027	42 702
881 PHOTOGRAPH APPAR.ETC,NES	397	1 895	1 321	532 DYEING,TANNING MATERIALS	11 445	2 554	1 774
882 PHOTO.CINEMATOGRPH.SUPPL	3 792	12 244	8 511	533 PIGMENTS, PAINTS, ETC.	233 522	146 528	102 200
884 OPTICAL GOODS NES	10	3 074	2 138	541 MEDICINES,ETC.EXC.GRP542	7 067	57 576	40 141
885 WATCHES AND CLOCKS	193	1 326	921	542 MEDICAMENTS	27 218	160 188	111 849
891 ARMS AND AMMUNITION	1 971	4 700	3 309	551 ESSNTL.OIL,PERFUME,FLAVR	3 798	10 814	7 510
892 PRINTED MATTER	13 093	18 461	12 918	553 PERFUMERY,COSMETICS,ETC.	41 575	46 039	32 108
893 ARTICLES,NES,OF PLASTICS	139 179	96 254	67 432	554 SOAP,CLEANERS,POLISH,ETC	116 013	36 908	25 751
894 BABY CARRIAGE,TOYS,GAMES	7 831	11 525	8 034	562 FERTILIZER,EXCEPT GRP272	2 346 209	52 766	36 935
895 OFFICE,STATIONERY SUPPLS	13 959	6 533	4 566	571 POLYMERS OF ETHYLENE	382 836	62 511	43 482
896 WORKS OF ART,ANTIQUE ETC	54	2 673	1 860	572 POLYMERS OF STYRENE	199 123	43 519	30 410
897 GOLD,SILVERWARE,JEWEL NES	1	443	306	573 POLYMERS,VINYL CHLORIDE	239 664	45 079	31 398
898 MUSICAL INSTRUMENTS,ETC.	2 633	14 456	10 132	574 POLYACETAL,POLYCARBONATE	216 220	112 777	78 876
899 MISC MANUFACTRD GOODS NES	5 339	22 780	15 908	575 OTH.PLASTIC,PRIMARY FORM	930 952	218 656	152 535
961 COIN NONGOLD NONCURRENT	3	233	156	579 PLASTIC WASTE, SCRAP ETC	12 875	733	515
971 GOLD,NONMONTY EXCL ORES	96	58 898	41 338	581 PLASTIC TUBE,PIPE,HOSE	25 571	53 229	37 083
				582 PLASTIC PLATE,SHEETS,ETC	198 243	150 235	104 811
				583 MONOFILAMENT OF PLASTICS	13 177	21 701	15 266
				591 INSECTICIDES, ETC.	29 587	33 238	23 309
				592 STARCHES,INULIN,ETC.	264 896	41 124	28 620
				593 EXPLOSIVES,PYROTECHNICS	12 291	8 901	6 211
				597 PREPRD ADDITIVES,LIQUIDS	160 947	48 859	34 046
				598 MISC.CHEMICAL PRDCTS,NES	567 506	176 401	123 206
				611 LEATHER	3 186	3 258	2 285
				612 MANUFACT.LEATHER ETC,NES	581	2 498	1 738
				613 FURSKINS,TANNED,DRESSED	1	65	44
				621 MATERIALS OF RUBBER	32 280	51 790	36 138
				625 RUBBER TYRES,TUBES,ETC.	130 378	85 922	60 194
				629 ARTICLES OF RUBBER, NES	38 971	80 366	56 052
				633 CORK MANUFACTURES	496	1 539	1 075
				634 VENEERS, PLYWOOD, ETC.	295 225	48 115	33 465
				635 WOOD MANUFACTURES, NES	83 150	9 175	6 385
				641 PAPER AND PAPERBOARD	417 464	118 937	83 079
				642 PAPER,PAPERBOARD,CUT ETC	321 696	175 679	122 659
				651 TEXTILE YARN	115 132	115 940	80 734
				652 COTTON FABRICS, WOVEN	6 489	13 545	9 439
				653 FABRICS,MAN-MADE FIBRES	7 695	28 647	19 991
				654 OTH.TEXTILE FABRIC,WOVEN	6 810	10 695	7 470
				655 KNIT.CROCHET.FABRIC NES	4 273	7 902	5 537
				656 TULLE,LACE,EMBROIDRY,ETC	2 776	7 635	5 313
EXPORTS	56 001 965	18 399 057	12 841 485				
001 LIVE ANIMALS	60	715	496				
011 BOVINE MEAT	6 975	5 560	3 897				
012 OTHER MEAT, MEAT OFFAL	21 473	3 295	2 317				
016 MEAT,ED.OFFL.DRY,SLT,SMK	376	465	323				
017 MEAT,OFFL.PRPD,PRSD,NES	12 466	13 686	9 536				
022 MILK AND CREAM	29 267	2 066	1 439				
024 CHEESE AND CURD	24 382	18 729	13 073				
025 EGGS,BIRDS,YOLKS,ALBUMIN	2 503	317	216				
034 FISH,FRESH,CHILLED,FROZN	9 178	3 169	2 236				
035 FISH,DRIED,SALTED,SMOKED	430	237	169				
036 CRUSTACEANS,MOLLUSCS ETC	185	92	64				
037 FISH ETC,PREPD,PRSD,NES	5 867	2 057	1 428				
041 WHEAT, MESLIN, UNMILLED	62 212	1 740	1 224				
042 RICE	36 722	6 529	4 591				
043 BARLEY, UNMILLED	98 723	2 285	1 616				
044 MAIZE UNMILLED	2 774	102	72				
045 OTHER CEREALS, UNMILLED	1 272	524	362				
046 MEAL,FLOUR OF WHEAT,MSLN	3 870	182	124				
047 OTHER CEREAL MEAL,FLOURS	111 995	4 775	3 327				
048 CEREAL PREPARATIONS	97 476	23 803	16 628				
054 VEGETABLES	315 803	21 068	14 854				

7 IMPORTS AND EXPORTS (SPECIAL TRADE) BY COUNTRIES OF PRODUCTION AND CONSUMPTION AND BY GROUPS OF THE SITC-REV. III 1995

GROUP DESCRIPTION	DT = 100 KG	1 000 DM	1 000 \$	GROUP DESCRIPTION	DT = 100 KG	1 000 DM	1 000 \$
657 SPECIAL YARN, TXTL. FABRIC	61 939	95 061	66 363	893 ARTICLES, NES, OF PLASTICS	154 381	200 807	140 506
658 TEXTILE ARTICLES NES	7 728	12 430	8 707	894 BABY CARRIAGE, TOYS, GAMES	13 701	29 835	20 811
659 FLOOR COVERINGS, ETC.	12 117	10 469	7 318	895 OFFICE, STATIONERY SUPPLS	6 829	24 895	17 339
661 LIME, CEMENT, CONSTR. MATRL	111 135	3 911	2 725	896 WORKS OF ART, ANTIQUE ETC	2	2 985	682
662 CLAY, REFRCT. CONSTR. MATRL	191 842	23 891	16 681	897 GOLD, SILVERWARE, JEWEL NES	90	7 345	5 153
663 MINERAL MANUFACTURES, NES	114 936	66 977	46 764	898 MUSICAL INSTRUMENTS, ETC.	14 993	52 092	36 270
664 GLASS	429 968	82 283	57 413	899 MISC MANUFACTD GOODS NES	19 134	48 874	33 992
665 GLASSWARE	92 367	37 750	26 338	971 GOLD, NONMONTY EXCL DRES	40	12 719	8 875
666 POTTERY	16 963	24 461	17 084				
667 PEARLS, PRECIOUS STONES	3	661	464	FINLAND			
671 PIG IRON, SPIEGELEISN, ETC	108 461	25 190	17 626	IMPORTS	37 765 136	7 151 794	4 997 736
672 INGOTS ETC. IRON OR STEEL	741 981	44 885	31 516	012 OTHER MEAT, MEAT OFFAL	584	338	233
673 FLAT-ROLLED IRON ETC.	1 203 352	106 147	73 820	022 MILK AND CREAM	6 378	1 562	1 091
674 FLAT-ROLLED PLATED IRON	1 481 350	151 511	105 452	023 BUTTER, OTHER FAT OF MILK	4 787	3 164	2 204
675 FLAT-ROLLED, ALLOY STEEL	711 120	119 998	83 620	024 CHEESE AND CURD	1 373	979	681
676 IRON, STL. BAR, SHAPES ETC.	1 336 910	131 563	91 957	025 EGGS, BIRDS, YOLKS, ALBUMIN	13 708	1 361	959
677 RAILWAY TRACK IRON, STEEL	8 290	2 499	1 772	034 FISH, FRESH, CHILLED, FROZEN	166	123	87
678 WIRE OF IRON OR STEEL	57 054	8 156	5 684	037 FISH ETC. PREPD, PRSD, NES	28	86	60
679 TUBES, PIPES, ETC. IRON, STL	610 175	160 235	111 708	041 WHEAT, MESLIN, UNMILLED	33 313	1 031	728
681 SILVER, PLATINUM, ETC.	586	7 821	5 458	043 BARLEY, UNMILLED	144 297	4 715	3 308
682 COPPER	191 693	118 784	82 886	045 OTHER CEREALS, UNMILLED	167 977	4 935	3 466
683 NICKEL	1 689	4 052	2 799	048 CEREAL PREPARATIONS	22 424	5 793	4 040
684 ALUMINIUM	424 953	214 724	149 889	054 VEGETABLES	397	127	48
685 LEAD	4 622	1 287	895	056 VEGETABLES, PRPD, PRSD, NES	159	127	91
686 ZINC	16 974	5 214	3 657	058 FRUIT, PRESERVED, PREPARED	17 007	6 955	4 801
687 TIN	972	1 092	758	059 FRUIT, VEGETABLE JUICES	1 653	504	357
689 MISC. NON-FERR. BASE METAL	7 489	10 828	7 530	061 SUGARS, MOLASSES, HONEY	38 849	8 498	5 900
691 METALLIC STRUCTURES NES	50 058	27 367	19 101	062 SUGAR CONFECTIONERY	851	443	304
692 CONTAINERS, STORAGE, TRNSP	30 219	20 259	14 149	073 CHOCOLATE, OTH. COCOA PREP	3 481	2 766	1 932
693 WIRE PRODUCTS EXCL. ELECT	92 867	23 550	16 499	075 SPICES	501	136	95
694 NAILS, SCREWS, NUTS, ETC.	158 458	131 341	91 688	081 ANIMAL FEED STUFF	1 003	286	197
695 TOOLS	32 174	140 623	98 089	098 EDIBLE PROD. PREPRTNS, NES	3 864	938	651
696 CUTLERY	1 535	9 943	6 939	112 ALCOHOLIC BEVERAGES	741	360	256
697 HOUSEHOLD EQUIPMENT, NES	13 376	11 867	8 264	211 HIDES, SKINS (EX. FURS), RAW	11 140	3 669	2 524
699 MANUFACTS. BASE METAL, NES	372 596	403 835	282 041	212 FURSKINS, RAW	1 812	37 579	25 937
711 STEAM GENER. BOILERS, ETC.	327	802	557	232 SYNTHETIC RUBBER, ETC.	15 047	1 616	1 107
712 STEAM TURBINES	1 549	2 697	1 889	247 WOOD ROUGH, ROUGH SQUARED	642 621	25 655	17 921
713 INTRNL COMBUS PSTN ENGIN	315 985	518 459	361 107	248 WOOD, SIMPLY WORKED	4 844 760	412 263	288 785
714 ENGINES, MOTORS NON-ELECT	211	10 524	7 410	251 PULP AND WASTE PAPER	6 283 977	689 192	479 972
716 ROTATING ELECTRIC PLANT	72 751	177 926	124 036	263 COTTON	498	80	55
718 OTH. POWR. GENRTNG. MACHNRY	9 308	57 938	40 637	266 SYNTHETIC FIBRES	3 681	810	562
721 AGRIC. MACHINES, EX. TRACTR	28 287	43 391	30 262	267 OTHER MAN-MADE FIBRES	61 890	18 444	12 852
722 TRACTORS	30 604	40 433	28 399	268 WOOL, OTHER ANIMAL HAIR	65	84	60
723 CIVIL ENGINEERING EQUIPT	119 441	98 890	69 189	273 STONE, SAND AND GRAVEL	382 642	6 572	4 596
724 TEXTILE, LEATHER MACHINES	7 876	32 392	22 610	274 SULPHUR, UNRSO. IRON PYRS	1 464 074	9 124	6 411
725 PAPER, PULP, MILL MACHINES	47 673	172 487	120 944	277 NATURAL ABRASIVES, NES		102	72
726 PRINTING, BOOKBINDING MACHS	21 523	105 779	74 245	278 OTHER CRUDE MINERALS	815 104	30 218	21 105
727 FOOD-PROCESS. MCH. NON DOM	3 685	23 366	16 301	282 FERROUS WASTE AND SCRAP	14 423	3 183	2 234
728 OTH. MACH. PTS, SPL. INDUST	135 561	360 196	250 789	287 ORE, CONCENTR. BASE METALS	120	91	65
731 METAL REMOVAL WORK TOOLS	30 028	142 790	99 265	288 NON-FERROUS WASTE, SCRAP	65 447	20 629	14 400
733 MACH-TOOLS, METAL-WORKING	25 358	49 686	34 518	289 PREC. METAL DRES, CONCTRTS	24	1 510	1 058
735 PARTS, NES, FOR MACH-TOOLS	7 853	53 088	37 148	291 CRUDE ANIMAL MATERIALS, NES	728	420	292
737 METALWORKING MACHNRY NES	34 725	59 548	41 605	292 CRUDE VEG. MATERIALS, NES	858	686	472
741 HEATING, COOLING EQUIP, PART	36 632	124 693	87 301	322 BRIQUETTES, LIGNITE, PEAT	16 085	292	208
742 PUMPS FOR LIQUIDS, PARTS	56 568	304 251	212 091	334 PETROLEUM PRODUCTS	688 258	18 814	13 045
743 PUMPS NES, CENTRIFUGS ETC	113 482	274 107	191 363	335 RESIDUAL PETROL. PRODUCTS	69 887	2 080	1 492
744 MECHANICAL HANDLING EQUIP	81 438	138 994	97 288	411 ANIMAL OILS AND FATS	495	56	37
745 OTH. NONELEC MCH. TOOL, NES	30 210	118 926	83 221	431 ANIMAL, VEG. FATS, OILS, NES	35 120	3 816	2 672
746 BALL OR ROLLER BEARINGS	119 887	240 732	168 071	511 HYDROCARBONS, NES, DERIVTS	29 165	3 025	2 125
747 TAPS, COCKS, VALVES, ETC.	31 328	188 092	131 123	512 ALCOHOL, PHENOL, ETC. DERIV	20 269	6 336	4 461
748 TRANSMISSIONS SHAFTS ETC	263 918	260 973	181 780	513 CARBOXYLIC ACIDS, DERIVTS	7 422	1 701	1 187
749 NON-ELECT MACH. PARTS, ETC	95 285	92 019	64 221	514 NITROGEN-FUNCT. COMPOUNDS	1 803	5 257	3 583
751 OFFICE MACHINES	9 732	77 161	53 988	515 ORGANIC-INORGANIC COMPNDS	118	931	637
752 AUTOMATC. DATA PROC. EQUIP	22 410	357 812	249 180	516 OTHER ORGANIC CHEMICALS	111 140	13 862	9 670
759 PARTS, FOR OFFICE MACHINS	5 826	99 896	69 708	522 INORGANIC CHEM. ELEMENTS	60 833	26 614	18 657
761 TELEVISION RECEIVERS ETC	49 891	103 596	72 179	523 METAL. SALTS, INORGAN. ACID	58 328	13 616	9 466
762 RADIO-BROADCAST RECEIVER	3 812	23 690	16 545	524 OTHER CHEMICAL COMPOUNDS	378	634	432
763 SOUND RECORDER, PHONOGRPH	9 799	63 994	44 496	525 RADIO-ACTIVE MATERIALS		323	228
764 TELECOMM. EQUIP, PARTS NES	11 869	243 664	174 436	531 SYNTH. COLOURS, LAKES, ETC.	856	1 989	1 393
771 ELECT POWER MACHNRY, PARTS	39 746	92 228	64 442	533 PIGMENTS, PAINTS, ETC.	75 105	32 350	22 767
772 ELEC. SWITCH, RELAY, CIRCUIT	80 669	608 743	424 489	541 MEDICINES, ETC. EXC. GRP542	954	3 153	2 205
773 ELECTR. DISTRIB. EQPT NES	71 628	108 005	75 330	542 MEDICAMENTS	972	35 620	24 953
774 ELECTRO-MEDCL. XRAY EQUIP	4 111	105 882	74 048	553 PERFUMERY, COSMETICS, ETC.	1 356	1 192	838
775 DOM. ELEC. NON-ELEC. EQUIPT	176 788	208 499	145 856	554 SOAP, CLEANERS, POLISH, ETC	337	166	118
776 TRANSISTORS, VALVES, ETC.	1 751	313 223	219 505	571 POLYMERS OF ETHYLENE	139 127	28 711	20 030
778 ELECTRIC MACH. APPART. NES	305 833	584 857	407 970	572 POLYMERS OF STYRENE	34 318	8 175	5 756
781 PASS. MOTOR VEHCLS. EX. BUS	642 329	1 194 980	834 904	573 POLYMERS, VINYL CHLORIDE	160 950	26 541	18 492
782 GOODS, SPL. TRANSPORT VEH	75 234	122 963	86 203	574 POLYACETAL, POLYCARBONATE	3 956	1 219	847
783 ROAD MOTOR VEHICLES NES	18 036	31 456	22 002	575 OTH. PLASTIC, PRIMARY FORM	181 183	39 842	27 839
784 PARTS, TRACTORS, MOTOR VEH	1 235 350	1 404 470	979 678	579 PLASTIC WASTE, SCRAP ETC	1 238	185	131
785 CYCLES, MOTORCYCLES ETC.	7 197	19 616	13 775	581 PLASTIC TUBE, PIPE, HOSE	8 541	10 266	7 204
786 TRAILERS, SEMI-TRAILER, ETC	95 309	79 242	55 726	582 PLASTIC PLATE, SHEETS, ETC	60 701	39 271	27 282
791 RAILWAY VEHICLES, EQUIPNT	65 951	68 384	47 719	583 MONOFILAMENT OF PLASTICS	157	161	112
792 AIRCRAFT, ASSC'D. EQUIPNT	982	48 771	34 183	591 INSECTICIDES, ETC.	864	609	424
793 SHIP, BOAT, FLOAT, STRUCTRS	259	1 217	838	592 STARCHES, INULIN, ETC.	9 818	3 399	2 408
811 PREFABRICATED BUILDINGS	346	739	521	593 EXPLOSIVES, PYROTECHNICS	477	1 637	1 145
812 PLUMBING, SANITARY, EQPT, ETC	6 265	11 011	7 683	597 PREPD ADDITIVES, LIQUIDS	1 663	291	202
813 LIGHTING FIXTURES ETC. NES	11 768	40 330	28 104	598 MISC. CHEMICAL PRDCTS, NES	128 909	33 621	23 534
821 FURNITURE, CUSHIONS, ETC.	192 477	160 461	111 888	611 LEATHER	5 669	2 816	1 992
831 TRUNK, SUIT-CASES, BAG, ETC	1 392	5 175	3 611	612 MANUFACT. LEATHER ETC. NES	30	50	36
841 MENS, BOYS CLOTHING, X-KNIT	1 653	24 421	16 919	613 FURSKINS, TANNED, DRESSED	133	4 122	2 887
842 WOMEN, GIRL CLOTHING, X-KNIT	5 051	79 231	54 881	621 MATERIALS OF RUBBER	234	183	126
843 MENS, BOYS CLOTHING, KNIT	78	676	472	625 RUBBER TYRES, TUBES, ETC.	19 820	14 047	9 819
844 WOMEN, GIRLS CLOTHING, KNIT	247	4 034	2 801	629 ARTICLES OF RUBBER, NES	6 511	4 416	3 082
845 OTHR. TEXTILE APPAREL, NES	967	12 733	8 814	634 VENEERS, PLYWOOD, ETC.	1 325 037	301 253	211 110
846 CLOTHING ACCESSRS, FABRIC	3 083	11 040	7 628	635 WOOD MANUFACTURES, NES	232 884	102 958	72 119
848 CLOTHING, NONTXTL; HEADGEAR	983	7 092	4 974	641 PAPER AND PAPERBOARD	13 552 739	1 887 261	1 317 708
851 FOOTWEAR	6 677	31 193	21 695	642 PAPER, PAPERBOARD, CUT ETC	725 175	135 420	94 871
871 OPTICAL INSTRUMENTS, NES	462	16 844	11 766	651 TEXTILE YARN	14 660	7 688	5 379
872 MEDICAL INSTRUMENTS NES	9 706	87 816	61 378	652 COTTON FABRICS, WOVEN	678	1 581	1 100
873 METERS, COUNTERS, NES	4 296	60 795	42 305	653 FABRICS, MAN-MADE FIBRES	202	631	440
874 MEASURE, CONTROL INSTRMNT	23 219	483 994	337 563	654 OTH. TEXTILE FABRIC, WOVEN	831	826	576
881 PHOTOGRAPH APPAR. ETC. NES	3 085	31 938	22 315	655 KNIT, CROCHET, FABRIC NES	267	483	332
882 PHOTO. CINEMATOGRPH. SUPPL	43 380	82 765	58 042	656 TULLE, LACE, EMBROIDRY, ETC	97	213	146
884 OPTICAL GOODS NES	526	52 769	36 781	657 SPECIAL YARN, TXTL. FABRIC	48 428	36 850	25 902
885 WATCHES AND CLOCKS	1 184	14 444	10 104	658 TEXTILE ARTICLES NES	2 458	3 591	2 493
891 ARMS AND AMMUNITION	1 366	8 461	5 942				
892 PRINTED MATTER	139 979	76 267	53 035				

7 IMPORTS AND EXPORTS (SPECIAL TRADE) BY COUNTRIES OF PRODUCTION AND CONSUMPTION AND BY GROUPS OF THE SITC-REV. III 1995

GROUP DESCRIPTION	DT = 100 KG	1 000 DM	1 000 \$	GROUP DESCRIPTION	DT = 100 KG	1 000 DM	1 000 \$
659 FLOOR COVERINGS, ETC.	806	2 291	1 618	971 GOLD, NONMONETARY EXCL ORES	8	14 646	10 169
661 LIME, CEMENT, CONSTR. MATRL	50 419	8 161	5 726	EXPORTS	17 417 156	6 908 717	4 824 568
662 CLAY, REFRCT. CONSTR. MATRL	3 500	708	494				
663 MINERAL MANUFACTURES, NES	47 873	23 745	16 639	011 BOVINE MEAT	365	432	299
664 GLASS	72 952	38 642	26 877	012 OTHER MEAT, MEAT OFFAL	644	507	355
665 GLASSWARE	913	279	193	016 MEAT, ED. OFFL, DRY, SLT, SMK	366	478	338
667 PEARLS, PRECIOUS STONES		53	36	017 MEAT, OFFL, PRPD, PRSVD, NES	3 702	3 378	2 371
671 PIG IRON, SPIEGELEISN, ETC	97 393	15 852	11 163	022 MILK AND CREAM	4 717	1 658	1 148
672 INGOTS ETC. IRON OR STEEL	10 545	542	379	024 CHEESE AND CURD	11 185	6 411	4 483
673 FLAT-ROLLED IRON ETC.	1 285 945	104 050	72 701	034 FISH, FRESH, CHILLED, FROZN	83	80	56
674 FLAT-ROLLED PLATED IRON	210 720	27 235	19 057	036 CRUSTACEANS, MOLLUSCS ETC	109	134	93
675 FLAT-ROLLED, ALLOY STEEL	524 392	218 965	153 357	037 FISH ETC. PREPD, PRSVD, NES	2 032	833	581
676 IRON, STL. BAR, SHAPES ETC.	769 042	63 128	44 134	041 WHEAT, MESLIN, UNMILLED	738 942	20 223	13 989
678 WIRE OF IRON OR STEEL	3 928	734	519	042 RICE	5 513	1 074	745
679 TUBES, PIPES, ETC. IRON, STL	336 633	52 812	37 008	045 OTHER CEREALS, UNMILLED	89 965	2 251	1 568
681 SILVER, PLATINUM, ETC.	127	2 995	2 091	046 MEAL, FLOUR OF WHEAT, MSLN	10 002	441	302
682 COPPER	126 598	74 878	52 385	048 CEREAL PREPARATIONS	26 174	9 638	6 758
683 NICKEL	11 155	12 759	8 932	054 VEGETABLES	13 109	1 414	970
684 ALUMINIUM	57 347	19 034	13 208	056 VEGETABLES, PRPD, PRSVD, NES	7 098	2 484	1 732
686 ZINC	116 289	19 414	13 610	057 FRUIT, NUTS EXCL. OIL NUTS	122 731	14 189	9 909
689 MISC. NON-FERR. BASE METAL	826	7 154	4 974	058 FRUIT, PRESERVED, PREPARED	11 436	3 801	2 652
691 METALLIC STRUCTURES NES	112 323	37 681	26 257	059 FRUIT, VEGETABLE JUICES	26 044	7 018	4 915
692 CONTAINERS, STORAGE, TRNSP	5 828	5 049	3 543	061 SUGARS, MOLASSES, HONEY	66 740	5 440	3 816
693 WIRE PRODUCTS EXCL. ELECT	7 682	1 189	839	062 SUGAR CONFECTIONERY	8 780	3 908	2 740
694 NAILS, SCREWS, NUTS, ETC.	893	513	353	071 COFFEE, COFFEE SUBSTITUTE	1 636	2 860	1 977
695 TOOLS	3 237	4 830	3 343	072 COCOA	11 420	4 925	3 449
696 CUTLERY	1 587	5 697	4 001	073 CHOCOLATE, OTH. COCOA PREP	5 513	3 915	2 722
697 HOUSEHOLD EQUIPMENT, NES	1 063	1 524	1 071	074 TEA AND MATE	1 839	1 303	909
699 MANUFACT. BASE METAL, NES	13 544	7 346	5 118	075 SPICES	2 216	1 965	1 359
711 STEAM GENER. BOILERS, ETC.	732	2 622	1 841	081 ANIMAL FEED STUFF	167 025	21 100	14 786
712 STEAM TURBINES	98	1 755	1 240	081 MARGARINE AND SHORTENING	713	878	264
713 INTRNL COMBUS PSTN ENGIN	997	4 385	3 070	088 EDIBLE PROD. PREPRTNS, NES	18 817	3 848	6 158
714 ENGINES, MOTORS NON-ELECT	114	17 141	12 119	111 NON-ALCOHOL. BEVERAGE, NES	10 058	1 626	1 127
716 ROTATING ELECTRIC PLANT	69 680	61 466	43 076	112 ALCOHOLIC BEVERAGES	38 459	11 492	8 077
718 OTH. POWR. GENRTNG. MACHNRY	2 490	4 619	3 226	121 TOBACCO, UNMANUFACTURED	1 887	1 583	1 095
721 AGRIC. MACHINES, EX. TRACTR	11 162	21 676	15 122	122 TOBACCO, MANUFACTURED	6 589	8 733	6 114
722 TRACTORS	10 020	16 956	11 962	211 HIDES, SKINS (EX. FURS), RAW	1 137	190	134
723 CIVIL ENGINEERING EQUIPT	6 770	14 893	10 427	212 FURSKINS, RAW	5	120	86
724 TEXTILE, LEATHER MACHINES	219	1 220	853	222 OILSEED (SFT. FIX. VEG. OIL)	103 853	4 341	3 049
725 PAPER, PULP MILL MACHINES	18 948	56 752	40 266	223 OILSEED (OTH. FIX. VEG. OIL)	408	74	51
726 PRINTNG. BOOKBINDNG MACHS	766	876	610	231 NATURAL RUBBER, ETC.	914	266	190
727 FOOD-PROCESS. MCH. NON DOM	47	279	197	232 SYNTHETIC RUBBER, ETC.	35 536	8 623	6 056
728 OTH. MACH. PTS, SPL. INDST	22 839	41 722	28 845	246 WOOD IN CHIPS, PARTICLES	19 638	191	135
731 METAL REMOVAL WORK TOOLS	15	123	85	247 WOOD ROUGH, ROUGH SQUARED	1 015 717	7 404	5 104
733 MACH-TOOLS, METAL-WORKING	1 242	3 326	2 333	248 WOOD, SIMPLY WORKED	94 817	13 679	9 570
735 PARTS, NES, FOR MACH-TOOLS	596	2 806	1 984	251 PULP AND WASTE PAPER	50 788	2 552	1 741
737 METALWORKING MACHNRY NES	7 543	16 005	11 331	263 COTTON	1 817	199	136
741 HEATING, COOLING EQUIP, PART	8 711	13 430	9 450	266 SYNTHETIC FIBRES	44 705	15 121	10 603
742 PUMPS FOR LIQUIDS, PARTS	1 857	7 859	5 498	267 OTHER MAN-MADE FIBRES	34 505	10 662	7 490
743 PUMPS NES, CENTRIFUGS ETC	2 002	4 082	2 834	268 WOOL, OTHER ANIMAL HAIR	616	388	268
744 MECHANICAL HANDLING EQUIP	36 140	50 468	35 363	269 WORN CLOTHING, TEXTL. ARTL	2 935	491	339
745 OTH. NONELEC MCH, TOOL, NES	4 214	8 017	5 488	272 FERTILIZERS, CRUDE	1 617	148	107
746 BALL OR ROLLER BEARINGS	217	554	390	273 STONE, SAND AND GRAVEL	19 386	758	529
747 TAPS, COCKS, VALVES, ETC.	15 001	47 978	33 710	274 SULPHUR, UNRSTD. IRON PYRS	620	66	47
748 TRANSMISSIONS SHAFTS ETC	4 156	5 655	3 951	277 NATURAL ABRASIVES, NES	2	380	271
749 NON-ELECT MACH. PARTS, ETC	293	2 548	1 785	278 OTHER CRUDE MINERALS	2 811 012	26 737	18 691
751 OFFICE MACHINES	24	280	196	285 ALUMINIUM ORE, CONCTR. ETC	2 058	598	419
752 AUTOMATC. DATA PROC. EQUIP	17 815	128 451	89 958	287 ORE, CONCENTR. BASE METALS	698	130	91
759 PARTS, FOR OFFICE MACHINS	481	6 475	4 500	291 CRUDE ANIMAL MATERIALS, NES	1 044	1 144	808
761 TELEVISION RECEIVERS ETC	63 742	150 267	105 358	292 CRUDE VEG. MATERIALS, NES	29 966	12 832	8 944
763 SOUND RECORDER, PHONOGRPH	2	50	33	321 COAL, NOT AGGLOMERATED	26 548	840	585
764 TELECOMM. EQUIP. PARTS NES	7 268	211 370	147 760	325 COKE, SEMI-COKE, RET. CARBN	9 853	323	228
771 ELECT POWER MACHNRY, PARTS	47 827	84 081	59 099	333 PETROLEUM OILS, CRUDE	1 621 729	30 765	21 539
772 ELEC. SWITCH, RELAY, CIRCUIT	3 538	21 069	14 763	334 PETROLEUM PRODUCTS	280 785	16 230	11 364
773 ELECTR DISTRIB. EQPT NES	8 830	8 342	5 885	335 RESIDUAL PETROL. PRODUCTS	78 521	7 451	5 178
774 ELECTRO-MEDCL. XRAY EQUIP	1 095	13 822	9 553	421 FIXED VEG. FAT, OILS, SOFT	60 509	6 870	4 801
775 DOM. ELEC. NON-ELEC. EQUIP	16 912	21 500	15 189	422 FIXED VEG. FAT, OILS, OTHER	6 982	845	588
776 TRANSISTORS, VALVES, ETC.	314	26 703	18 727	431 ANIMAL, VEG. FATS, OILS, NES	21 191	3 979	2 771
778 ELECTRIC MACH. APPART. NES	5 879	55 864	39 254	511 HYDROCARBONS, NES, DERIVTS	26 642	4 612	3 205
781 PASS. MOTOR VEHCLS. EX. BUS	48 477	125 493	87 373	512 ALCOHOL, PHENOL, ETC. DERIV	65 253	14 469	10 151
782 GOODS, SPL. TRANSPRT VEH	628	1 459	1 031	513 CARBOXYLIC ACIDS, DERIVTS	87 602	26 368	18 498
784 PARTS, TRACTORS, MOTOR VEH	79 226	63 873	44 450	514 NITROGEN-FUNCT. COMPOUNDS	58 822	16 606	11 600
785 CYCLES, MOTORCYCLES ETC	2 030	1 767	1 217	515 ORGANO-INORGANIC COMPNDS	14 353	14 941	10 421
786 TRAILERS, SEMI-TRAILER, ETC	3 965	4 077	2 861	516 OTHER ORGANIC CHEMICALS	72 339	18 794	13 096
791 RAILWAY VEHICLES, EQUIPNT	41	364	240	522 INORGANIC CHEM. ELEMENTS	1 822 253	72 158	50 530
792 AIRCRAFT, ASSOCD. EQUIPNT	8	1 537	1 093	523 METAL, SALTS, INORGAN. ACID	98 694	13 613	9 494
793 SHIP, BOAT, FLGAT. STRUCTRS	4 354	11 816	8 290	524 OTHER CHEMICAL COMPOUNDS	7 028	7 428	5 191
811 PREFABRICATED BUILDINGS	80 936	32 087	22 347	525 RADIO-ACTIVE MATERIALS	6	836	582
812 PLUMBNG, SANITRY, EQPT, ETC	203 300	73 410	51 123	531 SYNTH. COLOURS, LAKES, ETC.	123 900	75 586	52 946
813 LIGHTNG FIXTURES ETC. NES	10 125	15 855	11 020	532 DYEING, TANNING MATERIALS	5 210	1 331	927
821 FURNITURE, CUSHIONS, ETC.	78 322	42 319	29 385	533 PIGMENTS, PAINTS, ETC.	131 465	64 496	45 058
831 TRUNK, SUIT-CASES, BAG, ETC	9	46	35	541 MEDICINES, ETC. EXC. GRP542	3 515	33 200	23 205
841 MENS, BOYS CLOTHNG, X-KNIT	271	3 358	2 347	542 MEDICAMENTS	12 081	78 285	54 759
842 WOMEN, GIRL CLOTHNG, XKNIT	334	4 813	3 328	551 ESSNTL. OIL, PERFUME, FLAVR	3 257	8 451	5 905
843 MENS, BOYS CLOTHING, KNIT	101	1 278	879	553 PERFUMERY, COSMETICS, ETC.	20 338	23 719	16 536
844 WOMEN, GIRLS CLOTHING, KNIT	2 677	27 182	18 912	554 SOAP, CLEANERS, POLISH, ETC	79 533	25 533	17 877
845 OTHR. TEXTILE APPAREL, NES	433	7 269	5 075	562 FERTILIZER, EXCEPT GRP272	830 934	17 625	12 388
846 CLOTHING ACCESSRS, FABRIC	108	568	394	571 POLYMERS OF ETHYLENE	269 461	43 980	30 653
848 CLOTHING, NONTXLT; HEADGEAR	260	5 116	3 557	572 POLYMERS OF STYRENE	70 368	20 050	14 031
851 FOOTWEAR	92	472	323	573 POLYMERS, VINYL CHLORIDE	32 200	7 271	5 075
871 OPTICAL INSTRUMENTS, NES	8	496	350	574 POLYACETAL, POLYCARBONATE	88 624	46 050	32 232
872 MEDICAL INSTRUMENTS NES	910	11 544	8 058	575 OTH. PLASTIC, PRIMARY FORM	415 067	116 643	81 560
873 METERS, COUNTERS, NES	47	505	355	581 PLASTIC TUBE, PIPE, HOSE	9 045	16 613	11 660
874 MEASURE, CONTROL INSTRMNT	947	23 982	16 710	582 PLASTIC PLATE, SHEETS, ETC	81 482	67 461	47 054
881 PHOTOGRAPH APPAR. ETC. NES	6	177	121	583 MONOFILAMENT OF PLASTICS	5 184	5 515	3 845
882 PHOTO. CINEMATOGRPH. SUPPL	364	296	201	591 INSECTICIDES, ETC.	15 636	15 092	10 581
884 OPTICAL GOODS NES		898	145	592 STARCHES, INULIN, ETC.	157 398	22 147	15 507
885 WATCHES AND CLOCKS		209	146	593 EXPLOSIVES, PYROTECHNICS	1 128	742	520
891 ARMS AND AMMUNITION	853	2 097	1 460	597 PREPRD ADDITIVES, LIQUIDS	68 636	23 712	16 499
892 PRINTED MATTER	11 874	7 718	5 392	598 MISC. CHEMICAL PRODTS, NES	280 141	71 387	49 923
893 ARTICLES, NES, OF PLASTICS	13 895	11 577	8 092	611 LEATHER	1 454	1 014	701
894 BABY CARRIAGE, TOYS, GAMES	7 965	12 026	8 456	612 MANUFACT. LEATHER ETC. NES	351	1 016	706
895 OFFICE, STATIONERY SUPPLS	24	170	123	613 FURSKINS, TANNED, DRESSED	14	237	206
896 WORKS OF ART, ANTIQUE ETC	2	702	483	621 MATERIALS OF RUBBER	18 194	13 559	9 440
897 GOLD, SILVERWARE, JEWEL NES	6	7 383	5 137	625 RUBBER TYRES, TUBES, ETC.	39 938	25 600	17 928
898 MUSICAL INSTRUMENTS, ETC.	164	1 852	1 274	629 ARTICLES OF RUBBER, NES	9 053	17 682	12 380
899 MISC MANUFCTRD GOODS NES	794	3 792	2 684	633 CORK MANUFACTURES	101	372	263
961 COIN NONGOLD NONCURRENT	2	117	83				

7 IMPORTS AND EXPORTS (SPECIAL TRADE) BY COUNTRIES OF PRODUCTION AND CONSUMPTION AND BY GROUPS OF THE SITC-REV. III 1995

GROUP DESCRIPTION	DT = 100 KG	1 000 DM	1 000 \$	GROUP DESCRIPTION	DT = 100 KG	1 000 DM	1 000 \$
634 VENEERS, PLYWOOD, ETC.	78 635	13 123	9 119	851 FOOTWEAR	4 740	21 335	14 852
635 WOOD MANUFACTURES, NES	20 750	4 340	3 023	871 OPTICAL INSTRUMENTS, NES	173	5 993	4 141
641 PAPER AND PAPERBOARD	169 143	53 092	37 033	872 MEDICAL INSTRUMENTS NES	3 322	35 632	24 855
642 PAPER, PAPERBOARD, CUT ETC	129 648	70 836	49 411	873 METERS, COUNTERS, NES	1 198	9 053	6 322
651 TEXTILE YARN	64 508	60 204	41 939	874 MEASURE, CONTROL INSTRMNT	7 474	130 823	91 286
652 COTTON FABRICS, WOVEN	6 950	10 851	7 441	881 PHOTOGRAPH APPAR. ETC. NES	1 200	15 274	10 671
653 FABRICS, MAN-MADE FIBRES	6 992	23 728	16 481	882 PHOTO. CINEMATOGRPH. SUPPL	17 156	27 928	19 520
654 OTH. TEXTILE FABRIC, WOVEN	1 149	3 932	2 753	884 OPTICAL GOODS NES	269	16 303	11 364
655 KNIT, CROCHET, FABRIC NES	2 493	4 591	3 190	885 WATCHES AND CLOCKS	742	11 660	8 136
656 TULLE, LACE, EMBROIDRY, ETC	541	2 786	1 957	891 ARMS AND AMMUNITION	1 085	3 038	2 141
657 SPECIAL YARN, TXTL. FABRIC	35 313	62 750	43 838	892 PRINTED MATTER	21 759	27 048	18 822
658 TEXTILE ARTICLES NES	1 730	3 593	2 504	893 ARTICLES, NES, OF PLASTICS	50 175	55 675	38 881
659 FLOOR COVERINGS, ETC.	5 231	3 972	2 780	894 BABY CARRIAGE, TOYS, GAMES	7 924	13 388	9 354
661 LIME, CEMENT, CONSTR. MATRL	8 539	466	328	895 OFFICE, STATIONERY SUPPLS	3 957	9 324	6 502
662 CLAY, REFRCT. CONSTR. MATRL	150 152	20 591	14 369	896 WORKS OF ART, ANTIQUE ETC	11	2 794	1 874
663 MINERAL MANUFACTURES, NES	40 139	27 030	18 934	897 GOLD, SILVERWARE, JEWEL NES	45	6 657	4 662
664 GLASS	259 750	38 443	26 765	898 MUSICAL INSTRUMENTS, ETC.	4 613	20 312	14 195
665 GLASSWARE	24 501	11 844	8 265	899 MISC MANUFCTRD GOODS NES	14 406	22 487	15 662
666 POTTERY	4 051	5 205	3 649	941 COMPL IND PLANT CHAPT 99	91	2 000	1 327
667 PEARLS, PRECIOUS STONES		329	234	971 GOLD, NONMONTY EXCL ORES		1 186	827
671 PIG IRON, SPIEGELEISN, ETC	14 168	4 087	2 848				
672 INGOTS ETC. IRON OR STEEL	85 207	4 787	3 343	AUSTRIA			
673 FLAT-ROLLED IRON ETC.	260 852	23 583	16 383	IMPORTS	74 710 635	26 034 369	18 207 872
674 FLAT-ROLLED PLATED IRON	185 460	19 054	13 236	001 LIVE ANIMALS	41 677	12 926	9 080
675 FLAT-ROLLED, ALLOY STEEL	178 899	39 186	27 394	011 BOVINE MEAT	50 333	23 868	16 758
676 IRON, STL. BAR, SHAPES ETC.	342 948	42 611	29 771	012 OTHER MEAT, MEAT OFFAL	25 499	11 538	8 073
677 RAILWAY TRACK IRON, STEEL	12 144	4 230	2 953	016 MEAT, ED. OFFL, DRY, SLT, SMK	1 174	1 852	1 302
678 WIRE OF IRON OR STEEL	13 290	4 491	3 125	017 MEAT, OFFL. PRPD, PRSVD, NES	6 807	5 130	3 571
679 TUBES, PIPES, ETC. IRON, STL	413 111	102 166	71 447	022 MILK AND CREAM	1 069 295	50 308	35 228
681 SILVER, PLATINUM, ETC.	96	1 358	951	023 BUTTER, OTHER FAT OF MILK	13 262	8 128	5 643
682 COPPER	88 085	63 199	44 084	024 CHEESE AND CURD	23 257	20 440	14 228
683 NICKEL	2 115	5 448	3 776	025 EGGS, BIRDS, YOLKS, ALBUMIN	5 592	722	510
684 ALUMINIUM	116 227	67 076	46 827	034 FISH, FRESH, CHILLED, FROZN	783	635	447
685 LEAD	1 944	441	305	036 CRUSTACEANS, MOLLUSCS ETC	97	211	143
686 ZINC	2 066	695	489	041 WHEAT, MESLIN, UNMILLED	23 612	826	574
687 TIN	2 427	2 163	1 508	042 RICE	670	96	68
689 MISC. NON-FERR. BASE METAL	72	947	669	043 BARLEY, UNMILLED	7 373	224	154
691 METALLIC STRUCTURES NES	24 079	11 642	8 175	044 MAIZE UNMILLED	19 124	11 490	7 923
692 CONTAINERS, STORAGE, TRNSP	15 086	9 667	6 753	045 OTHER CEREALS, UNMILLED	13 642	634	439
693 WIRE PRODUCTS EXCL. ELECT	11 041	7 038	4 895	046 MEAL, FLOUR OF WHEAT, MSLN	10 377	500	347
694 NAILS, SCREWS, NUTS, ETC.	53 919	41 140	28 730	047 OTHER CEREAL MEAL, FLOURS	1 321	168	120
695 TOOLS	11 608	51 384	35 853	048 CEREAL PREPARATIONS	217 006	93 674	65 860
696 CUTLERY	624	3 389	2 373	054 VEGETABLES	179 189	19 401	13 598
697 HOUSEHOLD EQUIPMENT, NES	3 004	5 091	3 543	056 VEGETABLES, PRPD, PRSVD, NES	47 494	11 466	8 047
699 MANUFACT. BASE METAL, NES	123 527	89 879	62 692	057 FRUIT, NUTS EXCL. OIL NUTS	133 349	14 313	10 042
700 CPL IND PLANT (84/85/87)	5 098	14 616	10 197	058 FRUIT, PRESERVED, PREPARED	25 803	7 504	5 271
711 STEAM GENER. BOILERS, ETC.	2 492	2 418	1 683	059 FRUIT, VEGETABLE JUICES	91 264	21 317	14 947
712 STEAM TURBINES	437	9 858	6 877	061 SUGARS, MOLASSES, HONEY	9 240	1 284	894
713 INTRNL COMBUS PSTN ENGIN	47 239	109 452	76 745	062 SUGAR CONFECTIONERY	19 529	16 998	11 984
714 ENGINES, MOTORS NON-ELECT	94	8 679	6 065	071 COFFEE, COFFEE SUBSTITUTE	5 212	3 527	2 501
716 ROTATING ELECTRIC PLANT	47 112	70 355	48 623	073 CHOCOLATE, OTH. COCOA PREP	72 564	55 188	38 640
718 OTH. POWR. GENRTNG. MACHNRY	4 069	50 441	34 352	074 TEA AND MATE	147	73	50
721 AGRIC. MACHINES, EX. TRACTR	12 421	14 327	10 135	075 SPICES	331	148	102
722 TRACTORS	23 886	28 507	19 927	081 ANIMAL FEED STUFF	470 982	40 417	28 258
723 CIVIL ENGINEERING EQUIPT	19 358	23 398	16 344	098 EDIBLE PROD. PREPRTNS, NES	76 529	34 816	24 332
724 TEXTILE, LEATHER MACHINES	6 322	28 121	19 754	111 NON-ALCOHOL. BEVERAGE, NES	702 149	77 148	54 266
725 PAPER, PULP MILL MACHINES	7 778	37 049	25 721	112 ALCOHOLIC BEVERAGES	111 522	31 406	21 950
726 PRINTNG, BOOKBINDNG MACHS	10 861	56 640	39 861	121 TOBACCO, UNMANUFACTURED	981	425	289
727 FOOD-PROCESS. MCH. NON DOM	2 992	14 507	10 112	122 TOBACCO, MANUFACTURED	8 455	14 588	10 086
728 OTH. MACH. PTS, SPL. INDUST	36 447	115 620	80 879	123 HIDES, SKINS (EX. FURS), RAW	110 081	21 168	14 779
731 METAL REMOVAL WORK TOOLS	17 404	52 923	36 911	212 FURSKINS, RAW	2	101	68
733 MACH-TOOLS, METAL-WORKING	5 536	20 576	14 405	222 OILSEED (SFT. FIX VEG. OIL)	205 474	9 332	6 559
735 PARTS, NES, FOR MACH-TOOLS	1 784	12 066	8 427	223 OILSEED (OTH. FIX. VEG. OIL)	4 781	1 760	1 244
737 METALWORKING MACHNRY NES	20 632	36 000	24 692	231 NATURAL RUBBER, ETC.	604	110	77
741 HEATING, COOLING EQUIP, PART	22 822	61 539	42 957	232 SYNTHETIC RUBBER, ETC.	60 165	6 607	4 655
742 PUMPS FOR LIQUIDS, PARTS	17 899	86 638	58 776	245 FUEL WOOD, WOOD CHARCOAL	1 553	71	49
743 PUMPS NES, CENTRIFUGS ETC	27 202	84 483	58 776	246 WOOD IN CHIPS, PARTICLES	766 883	5 335	3 759
744 MECHANICAL HANDLING EQUIP	47 625	48 899	34 224	247 WOOD ROUGH, ROUGH SQUARED	232 520	8 586	6 015
745 OTH. NONELEC MCH, TOOL, NES	40 107	95 039	66 292	248 WOOD, SIMPLY WORKED	2 121 516	167 497	117 553
746 BALL OR ROLLER BEARINGS	9 600	27 184	19 001	251 PULP AND WASTE PAPER	1 045 145	91 453	64 189
747 TAPS, COCKS, VALVES, ETC.	16 839	79 816	55 727	263 COTTON	23 396	3 478	2 431
748 TRANSMISSIONS SHAFTS ETC	50 537	96 764	67 541	265 VEGETABLE TEXTILE FIBRES	630	163	113
749 NON-ELECT MACH. PARTS, ETC	9 295	25 980	18 159	266 SYNTHETIC FIBRES	81 741	33 011	23 112
751 OFFICE MACHINES	4 270	22 138	15 367	267 OTHER MAN-MADE FIBRES	92 797	34 764	24 256
752 AUTOMATC. DATA PROC. EQUIP	11 681	179 241	124 988	268 WOOL, OTHER ANIMAL HAIR	3 226	2 349	1 635
759 PARTS, FOR OFFICE MACHINS	2 951	68 924	48 101	269 WORN CLOTHING, TEXTL. ARTL	12 639	627	438
761 TELEVISION RECEIVERS ETC	16 690	38 352	26 558	272 FERTILIZERS, CRUDE	7 618	162	113
762 RADIO-BROADCAST RECEIVER	1 945	14 286	9 988	273 STONE, SAND AND GRAVEL	13 703 331	74 506	52 081
763 SOUND RECORDER, PHONOGRPH	3 493	21 755	15 120	277 NATURAL ABRASIVES, NES	3 617	132	89
764 TELECOMM. EQUIP. PARTS NES	9 765	170 471	119 958	278 OTHER CRUDE MINERALS	1 830 233	51 598	35 921
766 ELECT POWER MACHNRY PARTS	25 483	72 234	50 295	282 FERROUS WASTE AND SCRAP	232 281	14 537	10 098
772 ELECT. SWITCH, RELAY, CIRCUIT	35 261	235 876	165 021	285 ALUMINIUM ORE, CONCTR, ETC	57 363	4 163	2 914
773 ELECTR. DISTRIB. EQPT NES	27 121	55 886	39 433	288 NON-FERROUS WASTE, SCRAP	345 861	51 439	35 992
774 ELECTRO-MEDCL. XRAY EQUIP	1 220	25 474	17 762	289 PREC. METAL ORES, CONCTRSTS	6 429	8 478	5 993
775 DOM. ELEC. NON-ELEC. EQUIPT	28 113	38 425	26 855	291 CRUDE ANIMAL MATERLS, NES	143 802	6 178	4 314
776 TRANSISTORS, VALVES, ETC.	2 898	181 322	126 597	292 CRUDE VEG. MATERIALS, NES	23 848	25 404	17 683
778 ELECTRIC MACH. APPART. NES	41 769	296 745	207 699	321 COAL, NOT AGGLOMERATED	9 156	119	83
781 PASS. MOTOR VEHCLS. EX. BUS	377 170	552 835	386 203	322 BRIQUETTES, LIGNITE, PEAT	35 651	764	538
782 GOODS, SPCL TRANSPORT VEH	96 721	151 541	105 919	325 COKE, SEMI-COKE, RET. CARBN	8 490	131	92
783 ROAD MOTOR VEHICLES NES	7 438	16 748	11 790	335 PETROLEUM PRODUCTS	7 880	849	581
784 PARTS, TRACTORS, MOTOR VEH	109 977	145 193	101 408	336 RESIDUAL PETROL. PRODUCTS	702 768	21 890	15 375
785 CYCLES, MOTORCYCLES ETC.	2 311	6 663	4 639	342 LIQUEFIED PROPANE, BUTANE	34	94	63
786 TRAILERS, SEMI-TRAILR, ETC	48 418	38 589	27 039	351 ELECTRIC CURRENT, MWH	2 674 022	365 378	254 399
791 RAILWAY VEHICLES. EQUIPNT	7 760	11 459	7 993	411 ANIMAL OILS AND FATS	15 786	1 282	897
792 AIRCRAFT, ASSOC'D. EQUIPNT	234	31 540	22 381	421 FIXED VEG. FAT, OILS, SOFT	1 244	393	274
793 SHIP, BOAT, FLOAT. STRUCTRS	1 690	3 982	2 773	422 FIXED VEG. FAT, OILS, OTHER	1 515	1 658	1 169
811 PREFABRICATED BUILDINGS	59	132	94	431 ANIMAL, VEG. FATS, OILS, NES	195 718	9 186	6 439
812 PLUMBNG, SANITRY, EQPT. ETC	1 350	3 092	2 144	511 HYDROCARBONS, NES, DERIVTS	22 487	3 178	2 237
813 LIGHTNG FIXTURES ETC. NES	5 248	16 208	11 315	512 ALCOHOL, PHENOL, ETC. DERIV	5 489	1 968	1 391
821 FURNITURE, CUSHIONS, ETC.	15 547	16 527	11 569	513 CARBOXYLIC ACIDS, DERIVTS	420 951	96 510	68 008
831 TRUNK, SUIT-CASES, BAG, ETC	840	2 802	1 957	514 NITROGEN-FUNCT. COMPOUNDS	24 515	10 798	7 562
841 MENS, BOYS CLOTHING, X-KNIT	664	9 590	6 680	515 ORGANO-INORGANIC COMPNDS	94 489	36 427	25 489
842 WOMEN, GIRL CLOTHING, XKNIT	1 127	20 044	13 894	516 OTHER ORGANIC CHEMICALS	114 156	26 740	18 689
843 MENS, BOYS CLOTHING, KNIT	54	559	390	522 INORGANIC CHEM. ELEMENTS	1 326 534	50 730	35 475
844 WOMEN, GIRLS CLOTHING, KNIT	256	3 052	2 127	523 METAL. SALTS, INORGAN. ACID	397 196	16 433	11 446
845 OTHR. TEXTILE APPAREL NES	656	6 559	4 557	524 OTHER CHEMICAL COMPOUNDS	87 009	15 884	11 186
846 CLOTHING ACCESSRS, FABRIC	381	2 531	2 523				
848 CLOTHING, NONTXTL; HEADGEAR	619	3 167	2 215				

7 IMPORTS AND EXPORTS (SPECIAL TRADE) BY COUNTRIES OF PRODUCTION AND CONSUMPTION AND BY GROUPS OF THE SITC-REV. III 1995

GROUP DESCRIPTION	DT = 100 KG	1 000 DM	1 000 \$	GROUP DESCRIPTION	DT = 100 KG	1 000 DM	1 000 \$
525 RADIO-ACTIVE MATERIALS	8 569	6 975	4 904	764 TELECOMM.EQUIP.PARTS NES	21 254	252 789	177 904
531 SYNTH.COLOURS,LAKES,ETC.	915	1 534	1 063	771 ELECT POWER MACHNY.PARTS	32 462	158 019	110 791
532 DYEING,TANNING MATERIALS	203	76	51	772 ELEC.SWITCH.RELAY.CIRCUT	61 583	397 992	278 876
533 PIGMENTS, PAINTS, ETC.	265 845	51 572	35 954	773 ELECTR.DISTRIB.EQPT NES	277 621	347 875	243 362
541 MEDICINES,ETC.EXC.GRP542	20 774	372 175	259 772	774 ELECTRO-MEDCL.XRAY EQUIP	3 485	42 597	29 877
542 MEDICAMENTS	66 356	110 805	77 341	775 DOM.ELEC.NON-ELEC.EQUIPT	236 973	289 471	203 273
551 ESSNTL.OIL,PERFUME,FLAVR	10 747	6 639	4 668	776 TRANSISTORS,VALVES,ETC.	12 581	453 838	318 629
553 PERFUMERY,COSMETICS,ETC.	10 574	12 147	8 528	778 ELECTRIC.MACH.APPART.NES	192 919	267 483	187 791
554 SOAP,CLEANERS,POLISH,ETC	167 360	37 106	25 941	781 PASS.MOTOR VEHCLS.EX.BUS	216 912	550 198	385 060
562 FERTILIZER,EXCEPT GRP272	4 019 078	96 103	67 302	782 GOODS,SPCL TRANSPRT VEH	412 325	629 003	440 003
571 POLYMERS OF ETHYLENE	866 707	126 659	88 601	783 ROAD MOTOR VEHICLES NES	30 130	57 267	39 726
572 POLYMERS OF STYRENE	104 399	26 077	18 352	784 PARTS,TRACTORS,MOTOR VEH	1 207 747	1 644 147	1 147 262
573 POLYMERS,VINYL CHLORIDE	17 888	1 854	1 326	785 CYCLES,MOTORCYCLES,ETC.	9 979	47 171	33 498
574 POLYACETAL,POLYCARBONATE	150 395	68 728	48 219	786 TRAILERS,SEMI-TRAILR,ETC	261 762	163 299	114 223
575 OTH.PLASTIC,PRIMARY FORM	1 894 985	241 868	169 256	791 RAILWAY VEHICLES.EQUIPNT	20 993	93 082	64 511
579 PLASTIC WASTE, SCRAP ETC	19 690	1 372	971	792 AIRCRAFT,ASSOCTD.EQUIPNT	853	25 199	17 643
581 PLASTIC TUBE,PIPE,HOSE	78 658	88 010	61 685	793 SHIP,BOAT,FLOAT,STRUCTRS	932	1 822	1 292
582 PLASTIC PLATE,SHEETS,ETC	441 580	236 309	165 250	811 PREFABRICATED BUILDINGS	61 864	20 983	14 649
583 MONOFILAMENT OF PLASTICS	24 796	22 155	15 501	812 PLUMBING,SANITRY,EQPT.ETC	206 530	103 512	72 515
591 INSECTICIDES, ETC.	23 467	41 131	28 639	813 LIGHTING FIXTURES ETC.NES	58 291	133 718	93 847
592 STARCHES,INULIN,ETC.	271 290	34 858	24 559	821 FURNITURE,CUSHIONS,ETC.	471 626	404 287	283 561
593 EXPLOSIVES,PYROTECHNICS	1 423	620	434	831 TRUNK,SUIT-CASES,BAG,ETC	2 159	6 734	4 031
597 PREPRD ADDITIVES,LIQUIDS	7 813	3 894	2 739	841 MENS,BOYS CLOTHING,X-KNIT	6 673	72 858	50 924
598 MISC.CHEMICAL PRODS.NES	609 442	91 341	63 985	842 WOMEN,GNRL CLOTHING,XKNIT	4 070	55 135	38 524
611 LEATHER	25 296	100 604	70 369	843 MENS,BOYS CLOTHING,KNIT	972	9 797	6 852
612 MANUFACT. LEATHER ETC.NES	174	1 339	941	844 WOMEN,GNRL CLOTHING,KNIT	1 453	27 787	19 521
613 FURSKINS,TANNED,DRESSED	532	2 141	1 481	845 OTHR.TEXTILE APPAREL,NES	5 253	73 515	51 323
621 MATERIALS OF RUBBER	152 811	67 344	47 474	846 CLOTHING ACCESSRS,FABRIC	12 291	80 826	56 429
625 RUBBER TYRES,TUBES,ETC.	168 469	84 734	59 246	848 CLOTHING,NONTXTL;HEADGEAR	15 624	23 552	16 494
629 ARTICLES OF RUBBER, NES	51 857	55 575	38 834	851 FOOTWEAR	49 978	337 455	234 249
633 CORK MANUFACTURES	7 266	3 280	2 285	871 OPTICAL INSTRUMENTS,NES	174	9 323	6 503
634 VENEERS, PLYWOOD, ETC.	3 480 301	291 357	204 430	872 MEDICAL INSTRUMENTS NES	3 525	28 687	20 087
635 WOOD MANUFACTURES, NES	483 745	131 285	92 193	873 METERS,COUNTERS,NES	402	7 902	5 526
641 PAPER AND PAPERBOARD	6 237 292	857 783	601 092	874 MEASURE,CONTROL INSTRMNT	21 987	235 203	164 285
642 PAPER,PAPERBOARD,CUT ETC	1 443 301	411 422	287 676	881 PHOTOGRAPH APPAR.ETC.NES	432	8 828	6 187
651 TEXTILE YARN	154 571	140 274	98 054	882 PHOTO.CINEMATOGRPH.SUPPL	695	7 532	5 251
652 COTTON FABRICS, WOVEN	49 704	109 373	76 527	883 CINE.FILM EXPOSD.DEVELPD	28	73	50
653 FABRICS,MAN-MADE FIBRES	37 170	119 741	83 750	884 OPTICAL GOODS NES	805	33 582	23 562
654 OTH.TEXTILE FABRIC,WOVEN	15 318	49 135	34 423	885 WATCHES AND CLOCKS	311	7 641	5 310
655 KNIT.CROCHET.FABRIC NES	31 874	81 208	56 719	891 ARMS AND AMMUNITION	3 037	13 518	9 466
656 TULLE,LACE,EMBROIDRY,ETC	10 482	78 607	54 993	892 PRINTED MATTER	433 884	224 361	156 770
657 SPECIAL YARN,TXTL.FABRIC	44 402	59 822	41 797	893 ARTICLES,NES,OF PLASTICS	319 697	272 532	190 909
658 TEXTILE ARTICLES NES	25 293	38 147	26 684	894 BABY CARRIAGE,TOYS,GAMES	39 377	139 970	97 815
659 FLOOR COVERINGS, ETC.	52 334	60 410	42 189	895 OFFICE,STATIONERY SUPPLS	30 524	33 506	23 398
661 LIME,CEMENT,CONSTR.MATRL	403 803	26 688	18 698	896 WORKS OF ART,ANTIQUE ETC	372	16 678	11 590
662 CLAY,REFRCT.CONSTR.MATRL	522 832	69 073	48 671	897 GOLD,SILVERWARE,JEWL NES	4 227	97 892	67 871
663 MINERAL MANUFACTURES,NES	1 784 380	202 185	141 654	898 MUSICAL INSTRUMENTS,ETC.	67 457	183 520	128 002
664 GLASS	101 312	23 144	16 194	899 MISC MANUFCTRD GOODS NES	15 494	45 940	32 182
665 GLASSWARE	300 961	116 764	81 720	961 COIN NONGOLD NONCURRENT	24	4 676	3 272
666 POTTERY	1 175	1 685	1 162	971 GOLD,NONMONTY EXCL ORES	4	7 122	5 000
667 PEARLS,PRECIOUS STONES	3	1 646	1 145	972 MONETARY GOLD,GOLD COINS	7	18 145	12 753
671 PIG IRON,SPIEGELISEN,ETC	19 768	24 149	16 676	EXPORTS	115 742 574	41 702 269	29 127 585
672 INGOTS ETC.IRON OR STEEL	332 779	27 444	19 127	001 LIVE ANIMALS	62 011	24 402	17 044
673 FLAT-ROLLED IRON ETC.	4 547 291	355 773	250 545	011 BOVINE MEAT	46 881	39 828	27 670
674 FLAT-ROLLED PLATED IRON	2 989 513	328 275	231 501	012 OTHER MEAT, MEAT OFFAL	188 526	68 551	47 871
675 FLAT-ROLLED, ALLOY STEEL	567 301	131 306	92 107	016 MEAT,ED.OFFL,DRY,SLT,SMK	1 666	2 110	1 472
676 IRON,STL.BAR,SHAPES ETC.	1 344 450	252 387	176 543	017 MEAT,OFFL,PRPD,PRSD,NES	20 894	17 880	12 546
677 RAILWAY TRACK IRON,STEEL	161 159	20 409	14 339	022 MILK AND CREAM	950 226	119 521	83 557
678 WIRE OF IRON OR STEEL	233 373	42 816	30 065	023 BUTTER,OTHER FAT OF MILK	25 098	16 549	11 528
679 TUBES,PIPES,ETC.IRON,STL	1 201 227	261 503	183 263	024 CHEESE AND CURD	203 721	105 896	74 026
681 SILVER,PLATINUM,ETC.	406	14 823	10 374	025 EGGS,BIRDS,YOLKS,ALBUMIN	43 212	8 999	6 274
682 COPPER	348 934	186 117	130 369	034 FISH,FRESH,CHILLED,FROZN	40 083	28 464	19 862
683 NICKEL	6 277	12 310	8 556	035 FISH,DRIED,SALTED,SMOKED	3 624	4 719	3 264
684 ALUMINIUM	929 339	480 679	336 487	036 CRUSTACEANS,MOLLUSCS ETC	4 039	5 489	3 830
685 LEAD	395	59	41	037 FISH ETC.PRPD,PRSD,NES	84 123	48 040	33 451
686 ZINC	2 484	902	630	041 WHEAT, MESLIN, UNMILLED	400 604	11 868	8 268
689 MISC.NON-FERR.BASE METAL	13 242	22 732	15 889	042 RICE	37 717	5 614	3 931
691 METALLIC STRUCTURES NES	772 152	297 926	209 016	043 BARLEY, UNMILLED	196 200	5 681	3 950
692 CONTAINERS,STORAGE,TRNSP	90 009	66 068	46 361	044 MAIZE UNMILLED	332 054	11 568	8 163
693 WIRE PRODUCTS EXCL.ELECT	67 401	16 193	11 311	045 OTHER CEREALS, UNMILLED	66 131	2 198	1 526
694 NAILS,SCREWS,NUTS,ETC.	39 136	27 270	19 065	046 MEAL, FLOUR OF WHEAT,MSLN	41 287	1 657	1 166
695 TOOLS	33 734	143 871	100 418	047 OTHER CEREAL MEAL,FLOURS	5 717	511	351
696 CUTLERY	470	1 964	1 377	054 VEGETABLES	515 619	209 699	146 440
697 HOUSEHOLD EQUIPMENT,NES	36 284	34 762	24 396	056 VEGETABLES,PRPD,PRSD,NES	312 203	45 116	31 550
699 MANUFACTS.BASE METAL,NES	522 871	445 620	310 904	057 FRUIT,NUTS EXCL.OIL NUTS	177 055	45 017	31 447
711 STEAM GENER. BOILERS,ETC.	16 135	16 153	11 377	058 FRUIT,PRESERVED,PREPARED	330 937	52 996	37 163
712 STEAM TURBINES	4 233	21 703	15 176	059 FRUIT, VEGETABLE JUICES	123 546	37 079	25 920
713 INTRNL COMBUS PSTN ENGIN	915 897	2 034 447	1 419 386	061 SUGARS,MOLASSES,HONEY	46 038	9 477	6 645
714 ENGINES,MOTORS NON-ELECT	4 863	19 155	13 483	062 SUGAR CONFECTIONERY	384 073	30 723	21 478
716 ROTATING ELECTRIC PLANT	104 691	106 501	74 476	071 COFFEE,COFFEE SUBSTITUTE	81 611	42 803	29 928
718 OTH.PQWR.GENRTNG.MACHNRY	13 752	29 616	20 713	072 COCOA	254 253	152 937	106 247
721 AGRIC.MACHINES,EX.TRACTR	124 125	117 417	82 079	073 CHOCOLATE,OTH.COCOA PREP	5 462	1 756	1 236
722 TRACTORS	24 973	37 688	26 568	074 TEA AND MATE	147 157	101 567	70 717
723 CIVIL ENGINEERING EQUIPT	130 807	152 891	106 522	075 SPICES	9 094	5 445	3 782
724 TEXTILE,LEATHER MACHINES	38 534	47 906	33 442	081 ANIMAL FEED STUFF	14 969	7 255	5 061
725 PAPER,PULP MILL MACHINES	38 813	68 327	47 746	081 MARGARINE AND SHORTENING	2 894 073	144 859	101 094
726 PRINTING,BOOKBINDING MACHS	13 118	22 463	15 681	098 EDIBLE PRD.PREPRTNS,NES	41 137	7 442	5 217
727 FOOD-PROCESS.MCH.NON DOM	8 572	42 715	29 918	111 NON-ALCOHOL.BEVERAGE,NES	503 788	288 383	201 417
728 OTH.MACH,PTS,SPCL INDUST	133 022	297 153	205 339	112 ALCOHOLIC BEVERAGES	200 181	24 092	16 888
731 METAL REMOVAL WORK TOOLS	8 077	37 467	26 221	121 TOBACCO, UNMANUFACTURED	290 349	60 404	42 073
733 MACH-TOOLS,METAL-WORKING	6 450	23 718	16 603	122 TOBACCO, MANUFACTURED	2 629	2 973	2 078
735 PARTS,NES,FOR MACH-TOOLS	10 564	32 284	22 463	211 HIDES,SKINS(EX.FURS),RAW	8 331	21 339	14 988
737 METALWORKING MACHNRY NES	44 844	52 800	36 830	212 FURSKINS, RAW	211 714	57 842	40 370
741 HEATING,COOLING EQUIP,PART	112 290	174 304	122 315	222 OILSEED(SFT.FIX VEG.OIL)	8	157	108
742 PUMPS FOR LIQUIDS,PARTS	28 771	135 833	95 406	223 OILSEED(OTH.FIX.VEG.OIL)	59 405	5 420	3 793
743 PUMPS NES,CENTRIFUGS ETC	161 829	213 287	149 276	231 NATURAL RUBBER, ETC.	10 247	2 666	1 853
744 MECHANICAL HANDLING EQUIP	194 369	260 762	181 828	232 SYNTHETIC RUBBER, ETC.	44 655	11 416	7 994
745 OTH.NONELEC MCHL,TOOL,NES	44 424	116 047	81 325	244 CORK,NATURAL,RAW;WASTE	112 721	23 954	16 775
746 BALL OR ROLLER BEARINGS	166 692	266 312	185 808	245 FUEL WOOD, WOOD CHARCOAL	268	54	35
747 TAPS,COCKS,VALVES,ETC.	54 947	142 141	99 321	246 WOOD IN CHIPS, PARTICLES	18 661	321	225
748 TRANSMISSIONS SHAFTS ETC	107 440	176 358	123 387	247 WOOD ROUGH,ROUGH SQUARED	3 168 394	31 611	22 022
749 NON-ELECT MACH.PARTS,ETC	21 988	75 939	53 075	248 WOOD, SIMPLY WORKED	11 750 136	180 450	126 455
751 OFFICE MACHINES	222	1 688	1 184	251 PULP AND WASTE PAPER	1 575 468	113 303	79 265
752 AUTOMATC.DATA PROC.EQUIP	1 431	45 414	32 113	261 SILK	4 206 249	150 588	105 524
759 PARTS,FOR OFFICE MACHINS	3 032	51 673	36 155	263 COTTON	433	487	341
761 TELEVISION RECEIVERS ETC	171 011	423 970	296 908		50 281	15 394	10 678
762 RADIO-BROADCAST RECEIVER	511	2 156	1 508				
763 SOUND RECORDER,PHONOGRPH	34 099	194 017	135 203				

7 IMPORTS AND EXPORTS (SPECIAL TRADE) BY COUNTRIES OF PRODUCTION AND CONSUMPTION AND BY GROUPS OF THE SITC-REV. III 1995

GROUP DESCRIPTION	DT = 100 KG	1 000 DM	1 000 \$	GROUP DESCRIPTION	DT = 100 KG	1 000 DM	1 000 \$
265 VEGETABLE TEXTILE FIBRES	2 824	689	480	691 METALLIC STRUCTURES NES	474 853	265 725	186 055
266 SYNTHETIC FIBRES	58 472	31 378	22 017	692 CONTAINERS, STORAGE, TRNSP	253 804	133 124	93 366
267 OTHER MAN-MADE FIBRES	20 159	10 277	7 179	693 WIRE PRODUCTS EXCL. ELECT	297 476	66 426	46 326
268 WOOL, OTHER ANIMAL HAIR	21 360	17 037	11 913	694 NAILS, SCREWS, NUTS, ETC.	270 277	189 521	132 373
269 WORN CLOTHING, TEXTL. ARTL	37 653	1 776	1 244	695 TOOLS	60 146	271 554	189 723
272 FERTILIZERS, CRUDE	18 727	1 334	942	696 CUTLERY	11 268	48 023	33 520
273 STONE, SAND AND GRAVEL	3 489 074	18 656	13 131	697 HOUSEHOLD EQUIPMENT, NES	88 897	128 967	89 905
274 SULPHUR, UNRSTD. IRON PYRS	413 422	5 475	3 810	699 MANUFACT. BASE METAL, NES	837 947	724 526	506 536
277 NATURAL ABRASIVES, NES	3 266	9 717	6 872	700 CPL IND PLANT (84/85/87)	7 535	48 542	33 974
278 OTHER CRUDE MINERALS	2 615 559	59 099	41 417	711 STEAM GENER. BOILERS, ETC.	11 164	13 384	9 370
281 IRON ORE, CONCENTRATES	38 221	107	73	712 STEAM TURBINES	4 777	36 237	25 235
282 FERROUS WASTE AND SCRAP	1 248 132	35 687	24 939	713 INTRNL COMBUS PSTN ENGIN	587 933	655 818	457 371
285 ALUMINIUM ORE, CONCTR. ETC	201 925	9 518	6 638	714 ENGINES, MOTORS NON-ELECT	377	7 288	5 129
287 ORE, CONCENTR. BASE METALS	4 327	316	219	716 ROTATING ELECTRIC PLANT	90 701	179 441	125 522
288 NON-FERROUS WASTE, SCRAP	803 789	182 475	126 734	718 OTH. POWR. GENERATING MACHNRY	26 625	80 162	55 893
289 PREC. METAL ORES, CONCTR	1	377	268	721 AGRIC. MACHINES, EX. TRACTR	104 279	137 668	96 675
291 CRUDE ANIMAL MATERLS. NES	150 424	32 359	22 552	722 TRACTORS	43 303	71 342	49 793
292 CRUDE VEG. MATERIALS, NES	139 685	81 697	56 958	723 CIVIL ENGINEERING EQUIPT	184 607	222 321	155 740
321 COAL, NOT AGGLOMERATED	134 180	2 489	1 751	724 TEXTILE, LEATHER MACHINES	50 338	144 783	100 966
322 BRIQUETTES, LIGNITE, PEAT	2 290 879	44 769	31 309	725 PAPER, PULP MILL MACHINES	36 032	89 447	62 470
325 COKE, SEMI-COKE, RET. CARBN	247 579	8 219	5 771	726 PRINTING, BOOKBINDING MACHS	31 175	120 522	84 417
334 PETROLEUM PRODUCTS	11 587 936	340 183	237 408	727 FOOD-PROCESS. MCH. NON DOM	12 641	61 317	42 841
335 RESIDUAL PETROL. PRODUCTS	1 406 230	43 738	30 593	728 OTH. MACH. PTS, SPCL INDUST	219 505	570 341	398 944
342 LIQUEFIED PROPANE, BUTANE	754 124	24 399	17 094	731 METAL REMOVAL WORK TOOLS	37 985	163 345	114 210
344 PETROLEUM GASES, NES	73 308	2 478	1 741	733 MACH-TOOLS, METAL-WORKING	14 577	39 001	27 373
351 ELECTRIC CURRENT, MJH	93 272 780	158 800	110 872	735 PARTS, NES, FOR MACH-TOOLS	13 211	94 033	65 714
411 ANIMAL OILS AND FATS	34 146	3 561	2 488	737 METALWORKING MACHNRY NES	49 353	89 848	62 880
421 FIXED VEG. FAT, OILS, SOFT	304 727	33 534	23 405	741 HEATING, COOLING EQUIP, PART	146 929	332 521	232 832
422 FIXED VEG. FAT, OILS, OTHER	72 673	10 296	7 197	742 PUMPS FOR LIQUIDS, PARTS	83 360	346 551	241 910
431 ANIMAL, VEG. FATS, OILS, NES	145 334	19 582	13 648	743 PUMPS NES, CENTRIFUGS ETC	189 253	372 746	260 699
511 HYDROCARBONS, NES, DERIVS	177 414	27 693	19 388	744 MECHANICAL HANDLING EQUIP	248 202	326 883	228 471
512 ALCOHOL, PHENOL, ETC. DERIV	322 008	49 928	35 070	745 OTH. NONELEC MCH, TOOL, NES	119 173	391 132	273 727
513 CARBOXYLIC ACIDS, DERIVS	268 934	71 748	50 195	746 BALL OR ROLLER BEARINGS	154 649	204 140	142 808
514 NITROGEN-FUNCT. COMPOUNDS	119 409	69 528	48 538	747 TAPS, COCKS, VALVES, ETC.	102 946	415 734	290 418
515 ORGANO-INORGANIC COMPNDS	69 184	84 156	59 013	748 TRANSMISSIONS SHAFTS ETC	299 115	360 385	251 417
516 OTHER ORGANIC CHEMICALS	88 018	30 251	21 086	749 NON-ELECT MACH. PARTS, ETC	58 868	146 556	102 196
522 INORGANIC CHEM. ELEMENTS	2 117 393	146 563	102 507	751 OFFICE MACHINES	10 208	69 400	48 726
523 METAL, SALTS, INORGAN. ACID	587 204	50 820	35 559	752 AUTOMATC. DATA PROC. EQUIP	54 266	645 694	449 683
524 OTHER CHEMICAL COMPOUNDS	243 837	41 634	29 050	759 PARTS, FOR OFFICE MACHINS	12 768	210 805	146 824
525 RADIO-ACTIVE MATERIALS	21	5 494	3 841	761 TELEVISION RECEIVERS ETC	50 250	127 085	88 368
531 SYNTH. COLOURS, LAKES, ETC.	88 191	92 852	64 684	762 RADIO-BROADCAST RECEIVER	10 619	60 648	42 189
532 DYEING, TANNING MATERIALS	15 929	4 538	3 173	763 SOUND RECORDER, PHONOGRPH	11 422	79 174	55 125
533 PIGMENTS, PAINTS, ETC.	950 540	386 524	270 106	764 TELECOMM. EQUIP. PARTS NES	46 014	526 541	367 814
541 MEDICINES, ETC. EXC. GRP 542	29 758	287 324	200 848	771 ELECT POWER MACHNRY. PARTS	57 672	216 242	151 091
542 MEDICAMENTS	108 108	659 619	460 332	772 ELECT. SWITCH, RELAY, CIRCUIT	162 958	820 013	572 585
551 ESSENT. OIL, PERFUME, FLAVR	15 795	26 797	18 730	773 ELECTR. DISTRIBUT. EQPT NES	266 227	272 937	190 505
553 PERFUMERY, COSMETICS, ETC.	202 819	243 811	170 403	774 ELECTRO-MEDCL. XRAY EQUIP	5 264	122 785	85 499
554 SOAP, CLEANERS, POLISH, ETC.	497 913	133 295	93 032	775 DOM. ELEC. NON-ELEC. EQUIPT	412 768	597 328	417 073
562 FERTILIZER, EXCEPT GRP 272	1 011 111	34 233	24 024	776 TRANSISTORS, VALVES, ETC.	57 225	383 844	268 582
571 POLYMERS OF ETHYLENE	597 338	101 856	71 024	778 ELECTRIC. MACH. APPART. NES	185 495	600 752	419 215
572 POLYMERS OF STYRENE	644 389	125 535	87 851	781 PASS. MOTOR VEHCL. EX. BUS	1 344 823	3 005 615	2 102 506
573 POLYMERS, VINYL CHLORIDE	297 141	62 023	43 392	782 GOODS, SPCL TRANSPORT VEH	270 713	463 446	324 372
574 POLYACETAL, POLYCARBONATE	602 930	221 398	154 701	783 ROAD MOTOR VEHICLES NES	108 836	256 583	179 994
575 OTH. PLASTIC, PRIMARY FORM	1 508 119	416 386	290 955	784 PARTS, TRACTORS, MOTOR VEH	1 305 849	1 675 967	1 169 156
579 PLASTIC WASTE, SCRAP ETC	40 930	3 177	2 221	785 CYCLES, MOTORCYCLES ETC.	22 358	63 557	44 577
581 PLASTIC TUBE, PIPE, HOSE	163 881	136 689	95 625	786 TRAILERS, SEMI-TRAILER, ETC	316 324	230 562	161 204
582 PLASTIC PLATE, SHEETS, ETC	491 046	315 822	220 479	791 RAILWAY VEHICLES. EQUIPNT	109 546	114 042	79 717
583 MONOFILAMENT OF PLASTICS	148 356	85 848	59 967	792 AIRCRAFT, ASSOC'D. EQUIPNT	270	15 086	10 597
591 INSECTICIDES, ETC.	43 775	41 460	29 005	793 SHIP, BOAT, FLOAT. STRUCTRS	13 272	9 882	6 884
592 STARCHES, INULIN, ETC.	216 157	65 329	45 657	811 PREFABRICATED BUILDINGS	19 807	9 472	6 565
593 EXPLOSIVES, PYROTECHNICS	15 958	10 196	7 137	812 PLUMBING, SANITRY, EQPT. ETC	214 903	228 958	160 085
597 PREPRD ADDITIVES, LIQUIDS	182 253	62 798	43 746	813 LIGHTING FIXTURES ETC. NES	70 984	163 062	113 901
598 MISC. CHEMICAL PRODS. NES	1 666 480	385 785	269 648	821 FURNITURE, CUSHIONS, ETC.	1 416 466	995 178	695 848
600 CPL IND PLANT CHAP 69-76	150	1 102	790	831 TRUNK, SUIT-CASES, BAG, ETC	17 310	62 616	43 778
611 LEATHER	27 744	36 832	25 755	841 MENS, BOYS CLOTHING, X-KNIT	42 661	337 508	234 482
612 MANUFACT. LEATHER ETC. NES	1 651	6 418	4 482	842 WOMEN, GIRLS CLOTHING, XKNIT	51 595	611 861	424 460
613 FURSKINS, TANNED, DRESSED	823	6 726	4 711	843 MENS, BOYS CLOTHING, KNIT	6 015	29 674	20 769
621 MATERIALS OF RUBBER	158 779	128 411	89 799	844 WOMEN, GIRLS CLOTHING, KNIT	16 893	123 633	86 078
625 RUBBER TYRES, TUBES, ETC.	274 334	195 850	137 220	845 OTHR. TEXTILE APPAREL, NES	47 041	372 933	259 519
629 ARTICLES OF RUBBER, NES	56 407	115 565	80 755	846 CLOTHING ACCESSRS, FABRIC	10 590	78 033	54 483
633 CORK MANUFACTURES	1 298	3 966	2 792	848 CLOTHING, NONTEXTL; HEADGEAR	12 632	101 422	70 578
634 VENEERS, PLYWOOD, ETC.	1 075 600	152 798	106 898	851 FOOTWEAR	73 052	293 895	204 813
635 WOOD MANUFACTURES, NES	406 921	164 665	115 248	871 OPTICAL INSTRUMENTS, NES	949	26 356	18 400
641 PAPER AND PAPERBOARD	3 778 313	677 778	473 638	872 MEDICAL INSTRUMENTS NES	26 589	188 976	131 754
642 PAPER, PAPERBOARD, CUT ETC	1 211 240	459 320	320 526	873 METERS, COUNTERS, NES	8 437	45 394	31 719
651 TEXTILE YARN	220 172	272 964	190 520	874 MEASURE, CONTROL INSTRMNT	33 206	514 453	359 187
652 COTTON FABRICS, WOVEN	41 535	122 892	85 840	881 PHOTOGRAPH APPAR. ETC. NES	5 894	64 969	45 463
653 FABRICS, MAN-MADE FIBRES	45 076	138 669	96 640	882 PHOTO. CINEMATOGRPH. SUPPL	79 673	162 816	113 935
654 OTH. TEXTILE FABRIC, WOVEN	44 152	79 566	55 664	883 CINE. FILM EXPOS. DEVELOPD	81	602	419
655 KNIT, CROCHET, FABRIC NES	38 546	106 144	74 055	884 OPTICAL GOODS NES	1 982	92 263	64 415
656 TULLE, LACE, EMBROIDRY, ETC	14 886	53 794	37 597	885 WATCHES AND CLOCKS	3 414	44 126	30 796
657 SPECIAL YARN, TXTL. FABRIC	115 006	168 627	117 580	891 ARMS AND AMMUNITION	3 844	23 070	16 099
658 TEXTILE ARTICLES NES	57 032	144 597	101 227	892 PRINTED MATTER	843 896	919 591	641 563
659 FLOOR COVERINGS, ETC.	60 307	76 792	53 749	893 ARTICLES, NES, OF PLASTICS	580 428	564 105	394 355
661 LIME, CEMENT, CONSTR. MATRL	299 689	27 798	19 465	894 BABY CARRIAGE, TOYS, GAMES	137 257	284 733	199 375
662 CLAY, REFRCT. CONSTR. MATRL	1 236 548	94 714	66 358	895 OFFICE, STATIONERY SUPPLS	25 000	61 414	42 904
663 MINERAL MANUFACTURES, NES	1 261 819	211 232	147 733	896 WORKS OF ART, ANTIQUE ETC	114	10 731	7 494
664 GLASS	844 979	144 874	101 225	897 GOLD, SILVERWARE, JEWEL NES	579	127 350	89 299
665 GLASSWARE	496 027	112 047	78 262	898 MUSICAL INSTRUMENTS, ETC.	98 820	326 810	227 982
666 POTTERY	54 580	68 181	47 670	899 MISC MANUFACTRD GOODS NES	73 004	202 386	141 375
667 PEARLS, PRECIOUS STONES	155	14 912	10 413	941 COIN IND PLANT CHAPT 99	2 240	2 649	1 854
671 PIG IRON, SPIEGELEISN, ETC	176 664	26 230	18 330	961 COIN NONGOLD NONCURRENT	16	6 772	4 512
672 INGOTS ETC. IRON OR STEEL	370 095	50 085	35 138	971 GOLD, NONMONTY EXCL ORES	60	113 321	79 283
673 FLAT-ROLLED IRON ETC.	2 053 939	192 556	134 493	972 MONETARY GOLD, GOLD COINS	34	24 305	16 931
674 FLAT-ROLLED PLATED IRON	1 619 238	175 631	122 613				
675 FLAT-ROLLED, ALLOY STEEL	597 835	200 370	139 711				
676 IRON, STL. BAR, SHAPES ETC.	1 254 985	186 656	130 380				
677 RAILWAY TRACK IRON, STEEL	29 142	6 128	4 278				
678 WIRE OF IRON OR STEEL	170 288	30 597	21 369				
679 TUBES, PIPES, ETC. IRON, STL	1 192 563	336 245	234 826				
681 SILVER, PLATINUM, ETC.	358	26 311	18 429				
682 COPPER	714 662	422 853	295 152				
683 NICKEL	14 288	26 082	18 092				
684 ALUMINIUM	1 013 690	460 255	322 523				
685 LEAD	182 676	17 432	12 229				
686 ZINC	202 715	46 388	32 494				
687 TIN	4 421	4 958	3 449				
689 MISC. NON-FERR. BASE METAL	12 302	22 240	15 526				
				001 LIVE ANIMALS	5	244	168
				034 FISH, FRESH, CHILLED, FROZN	650	577	404
				096 CRUSTACEANS, MOLLUSCS ETC	44	66	47

EU

IMPORTS

EXPORTS

CANARY IS

IMPORTS

7 IMPORTS AND EXPORTS (SPECIAL TRADE) BY COUNTRIES OF PRODUCTION AND CONSUMPTION AND BY GROUPS OF THE SITC-REV. III 1995

GROUP DESCRIPTION	DT = 100 KG	1 000 DM	1 000 \$	GROUP DESCRIPTION	DT = 100 KG	1 000 DM	1 000 \$
054 VEGETABLES	574 813	97 841	68 042	676 IRON, STL. BAR, SHAPES ETC.	149	103	71
057 FRUIT, NUTS EXCL. OIL NUTS	5 050	609	422	679 TUBES, PIPES, ETC. IRON, STL	297	56	38
075 SPICES	38	72	52	682 COPPER	1 014	706	433
098 EDIBLE PROD. PREPRTNS, NES	2 469	1 076	753	684 ALUMINIUM	2 558	2 056	1 447
112 ALCOHOLIC BEVERAGES	6 723	565	397	691 METALLIC STRUCTURES NES	6 975	3 382	2 362
122 TOBACCO, MANUFACTURED	32	363	254	692 CONTAINERS, STORAGE, TRNSP	3 970	3 426	2 423
266 SYNTHETIC FIBRES	400	298	211	693 WIRE PRODUCTS EXCL. ELECT	268	98	68
277 NATURAL ABRASIVES, NES	44 297	356	247	694 NAILS, SCREWS, NUTS, ETC.	160	234	159
291 CRUDE ANIMAL MATERLS. NES	79	329	231	695 TOOLS	700	1 667	1 159
292 CRUDE VEG. MATERIALS, NES	11 158	23 652	16 351	696 CUTLERY	24	160	113
541 MEDICINES, ETC. EXC. GRP542	3	104	71	697 HOUSEHOLD EQUIPMENT, NES	303	435	308
542 MEDICAMENTS	3	260	179	699 MANUFACTS. BASE METAL, NES	1 955	2 713	1 893
573 POLYMERS, VINYL CHLORIDE	244	47	32	713 INTRNL COMBUS PSTN ENGIN	469	3 076	2 151
635 WOOD MANUFACTURES, NES	125	66	48	714 ENGINES, MOTORS NON-ELECT	135	995	663
642 PAPER, PAPERBOARD, CUT ETC	110	45	31	716 ROTATING ELECTRIC PLANT	132	340	240
659 FLOOR COVERINGS, ETC.	122	120	85	718 OTH. POWR. GENRTNG. MACHNRY	8	148	102
695 TOOLS	1	59	38	721 AGRIC. MACHINES, EX. TRACTR	92	278	195
723 CIVIL ENGINEERING EQUIPT	166	102	73	723 CIVIL ENGINEERING EQUIPT	1 148	2 753	1 923
743 PUMPS NES, CENTRIFUGS ETC	4	594	388	724 TEXTILE, LEATHER MACHINES	83	213	151
745 OTH. NONELEC MCH. TOOL, NES	3	76	50	726 PAPER, PULP MILL MACHINES	49	111	77
759 PARTS, FOR OFFICE MACHINS	6	88	62	726 PRINTING, BOOKBINDNG MACHS	1 202	4 734	3 390
764 TELECOMM. EQUIP. PARTS NES	4	187	125	727 FOOD-PROCESS. MCH. NON DOM	80	589	418
771 ELECT POWER MACHNY. PARTS	4	136	96	728 OTH. MACH. PTS, SPCL INDUST	879	2 998	2 105
781 PASS. MOTOR VEHCLS. EX. BUS	10 807	13 861	9 658	741 HEATING, COOLING EQUIP, PART	328	1 316	898
782 GOODS, SPCL TRANSPORT VEH	33	72	49	742 PUMPS FOR LIQUIDS, PARTS	251	1 278	892
784 PARTS, TRACTORS, MOTOR VEH	158	418	299	743 PUMPS NES, CENTRIFUGS ETC	577	3 287	2 311
785 CYCLES, MOTORCYCLES ETC.	11	53	37	744 MECHANICAL HANDLING EQUIP	2 170	2 577	1 793
786 TRAILERS, SEMI-TRAILER, NES	823	413	290	745 OTH. NONELEC MCH. TOOL, NES	1 598	5 856	4 139
813 LIGHTNG FIXTURES ETC. NES	35	585	416	746 BALL OR ROLLER BEARINGS	36	270	183
874 MEASURE, CONTROL INSTRMNT	4	118	79	747 TAPS, COCKS, VALVES, ETC.	308	1 233	857
894 BABY CARRIAGE, TOYS, GAMES	29	83	58	748 TRANSMISSIONS SHAFTS ETC	143	785	547
				749 NON-ELECT MACH. PARTS, ETC	28	733	514
EXPORTS	1 045 442	307 563	214 847	751 OFFICE MACHINES	116	433	300
001 LIVE ANIMALS	1 965	714	501	752 AUTOMATC. DATA PROC. EQUIP	201	1 158	797
012 OTHER MEAT, MEAT OFFAL	460	108	76	759 PARTS, FOR OFFICE MACHINS	24	335	230
016 MEAT, ED. OFFL, DRY, SLT, SMK	81	170	119	761 TELEVISION RECEIVERS ETC	1 286	2 895	2 036
017 MEAT, OFFL, PRPD, PRSVD, NES	3 983	3 187	2 226	762 RADIO-BROADCAST RECEIVER	22	62	44
022 MILK AND CREAM	74 085	13 258	9 201	763 SOUND RECORDER, PHONOGRPH	114	935	655
023 BUTTER, OTHER FAT OF MILK	2 785	1 941	1 345	764 TELECOMM. EQUIP. PARTS NES	275	1 318	913
024 CHEESE AND CURD	15 913	10 206	7 150	771 ELECT POWER MACHNY. PARTS	18	191	131
034 FISH, FRESH, CHILLED, FROZN	19	61	42	772 ELEC. SWITCH. RELAY. CIRCUIT	9 716	24 692	17 502
037 FISH ETC. PREPD, PRSVD, NES	615	422	297	773 ELECTR DISTRIB. EQPT NES	349	1 009	691
048 CEREAL PREPARATIONS	81 970	7 750	5 366	774 ELECTRO-MEDCL. XRAY EQUIP	8	106	71
054 VEGETABLES	299	268	192	775 DOM. ELEC. NON-ELEC. EQUIPT	3 679	4 510	3 127
056 VEGETABLES, PRPD, PRSVD, NES	7 887	2 384	1 651	776 TRANSISTORS, VALVES, ETC.	1	55	35
058 FRUIT, PRESERVED, PREPARED	4 749	1 680	1 170	781 ELECTRIC. MACH. APPART. NES	3 268	5 285	3 663
059 FRUIT, VEGETABLE JUICES	614	89	61	781 PASS. MOTOR VEHCLS. EX. BUS	10 736	22 384	15 621
061 SUGAR, MOLASSES, HONEY	521 073	28 587	19 911	782 GOODS, SPCL TRANSPORT VEH	5 213	6 389	4 447
062 SUGAR CONFECTIONERY	1 189	639	451	783 ROAD MOTOR VEHICLES NES	1 342	1 962	1 371
071 COFFEE, COFFEE SUBSTITUTE	1 405	2 195	1 527	784 PARTS, TRACTORS, MOTOR VEH	2 714	8 587	5 987
073 CHOCOLATE, OTH. COCOA PREP	1 715	1 229	864	785 CYCLES, MOTORCYCLES ETC.	28	110	75
075 SPICES	73	61	41	786 TRAILERS, SEMI-TRAILER, ETC	1 838	1 043	718
081 ANIMAL FEED STUFF	427	299	212	792 AIRCRAFT, ASSOCTD. EQUIPNT	2	120	82
091 MARGARINE AND SHORTENING	1 620	469	329	793 SHIP, BOAT, FLOAT, STRUCTRS	42	59	41
098 EDIBLE PROD. PREPRTNS, NES	8 713	2 955	2 070	811 PREFABRICATED BUILDINGS	744	895	640
111 NON-ALCOHOL. BEVERAGE, NES	20 333	2 474	1 735	812 PLUMBING, SANITRY, EQPT. ETC	450	450	316
112 ALCOHOLIC BEVERAGES	73 288	11 290	7 873	813 LIGHTNG FIXTURES ETC. NES	249	764	533
121 TOBACCO, UNMANUFACTURED	431	126	87	821 FURNITURE, CUSHIONS, ETC.	2 069	2 008	1 416
122 TOBACCO, MANUFACTURED	3 562	7 430	5 193	831 TRUNK, SUIT-CASES, BAG, ETC	42	154	107
247 WOOD ROUGH, ROUGH SQUARED	1 626	173	123	841 MENS, BOYS CLOTHING, X-KNIT	61	946	655
248 WOOD, SIMPLY WORKED	463	42	30	842 WOMEN, GIRL CLOTHING, X-KNIT	62	1 167	806
267 OTHER MAN-MADE FIBRES	7 068	3 976	2 771	843 MENS, BOYS CLOTHING, KNIT	24	223	158
278 OTHER CRUDE MINERALS	5 069	166	116	844 WOMEN, GIRLS CLOTHING, KNIT	20	237	167
292 CRUDE VEG. MATERIALS, NES	264	803	561	845 OTHR. TEXTILE APPAREL, NES	135	1 349	935
322 BRIQUETTES, LIGNITE, PEAT	43 341	1 041	724	846 CLOTHING ACCESSRS, FABRIC	30	158	108
334 PETROLEUM PRODUCTS	740	218	154	848 CLOTHING, NONXTL; HEADGEAR	10	151	107
335 RESIDUAL PETROL. PRODUCTS	993	92	63	851 FOOTWEAR	46	295	202
512 ALCOHOL, PHENOL, ETC. DERIV	139	93	66	871 OPTICAL INSTRUMENTS, NES	2	82	58
513 CARBOXYLIC ACIDS, DERIVTS	101	125	83	872 MEDICAL INSTRUMENTS NES	76	1 023	713
522 INORGANIC CHEM. ELEMENTS	751	223	152	873 METERS, COUNTERS, NES	1	65	46
523 METAL. SALTS, INORGAN. ACID	7 124	475	335	874 MEASURE, CONTROL INSTRMNT	180	2 277	1 584
531 SYNTH. COLOURS, LAKES, ETC.	20	84	58	881 PHOTOGRAPH APPAR. ETC. NES	131	792	549
533 PIGMENTS, PAINTS, ETC.	3 733	1 753	1 229	882 PHOTO. CINEMATOGRPH. SUPPL	2 581	3 812	2 668
541 MEDICINES, ETC. EXC. GRP542	69	3 226	2 265	884 OPTICAL GOODS NES		94	64
551 ESSNTL. OIL, PERFUME, FLAVR	28	48	35	885 WATCHES AND CLOCKS	47	445	317
553 PERFUMERY, COSMETICS, ETC.	800	1 245	869	891 ARMS AND AMMUNITION	10	64	47
554 SOAP, CLEANERS, POLISH, ETC	432	160	106	892 PRINTED MATTER	12 302	12 676	8 833
562 FERTILIZER, EXCEPT GRP272	1 161	129	91	893 ARTICLES, NES, OF PLASTICS	1 356	1 804	1 253
571 POLYMERS OF ETHYLENE	1 620	264	186	894 BABY CARRIAGE, TOYS, GAMES	347	1 093	768
575 OTH. PLASTIC, PRIMARY FORM	1 921	381	267	895 OFFICE, STATIONERY SUPPLS	258	1 239	864
582 PLASTIC PLATE, SHEETS, ETC	1 466	1 339	916	896 WORKS OF ART, ANTIQUE ETC		59	40
583 MONOFILAMENT OF PLASTICS	109	156	109	897 GOLD, SILVERWARE, JEWEL NES	27	1 046	736
591 INSECTICIDES, ETC.	984	145	100	898 MUSICAL INSTRUMENTS, ETC.		305	218
592 STARCHES, INULIN, ETC.	244	251	179	899 MISC MANUFCTD GOODS NES	371	2 011	1 416
593 EXPLOSIVES, PYROTECHNICS	159	173	122				
597 PREPD ADDITIVES, LIQUIDS	879	250	176	CEUTA MEL			
598 MISC. CHEMICAL PRODS. NES	1 999	680	472	IMPORTS	16 336	10 394	7 287
612 MANUFACT. LEATHER ETC. NES	11	55	38	522 INORGANIC CHEM. ELEMENTS	1 190	359	252
621 MATERIALS OF RUBBER	225	237	164	553 PERFUMERY, COSMETICS, ETC.	10 983	8 190	5 749
625 RUBBER TYRES, TUBES, ETC.	1 941	453	320	554 SOAP, CLEANERS, POLISH, ETC	392	93	66
629 ARTICLES OF RUBBER, NES	1 802	1 938	1 316	557 PREPD ADDITIVES, LIQUIDS	1 509	767	541
634 VENEERS, PLYWOOD, ETC.	147	47	32	641 PAPER AND PAPERBOARD	413	109	74
635 WOOD MANUFACTURES, NES	1 034	947	657	659 FLOOR COVERINGS, ETC.	218	86	59
641 PAPER AND PAPERBOARD	4 091	2 400	1 682	695 TOOLS	134	253	176
642 PAPER, PAPERBOARD, CUT ETC	19 521	6 231	4 343	741 HEATING, COOLING EQUIP, PART	5	67	44
652 COTTON FABRICS, WOVEN	244	1 415	990	784 PARTS, TRACTORS, MOTOR VEH	117	60	43
653 FABRICS, MAN-MADE FIBRES	26	74	54	893 ARTICLES, NES, OF PLASTICS	178	126	89
657 SPECIAL YARN, TXTL. FABRIC	354	586	408				
658 TEXTILE ARTICLES NES	188	697	490	EXPORTS	73 533	34 256	23 998
659 FLOOR COVERINGS, ETC.	400	661	465	016 MEAT, ED. OFFL, DRY, SLT, SMK	54	81	55
661 LIME, CEMENT, CONSTR. MATRL	1 297	122	84	022 MILK AND CREAM	7 476	597	417
662 CLAY, REFRCT. CONSTR. MATRL	2 010	176	120	061 SUGARS, MOLASSES, HONEY	11 181	702	491
663 MINERAL MANUFACTURES, NES	2 091	599	418	112 ALCOHOLIC BEVERAGES	4 269	326	228
664 GLASS	1 275	380	269	269 WORN CLOTHING, TEXTL. ARTL	22 339	3 605	2 549
665 GLASSWARE	1 196	891	607	582 PLASTIC PLATE, SHEETS, ETC	220	51	35
666 POTTERY	219	221	155				
667 PEARLS, PRECIOUS STONES		144	101				

7 IMPORTS AND EXPORTS (SPECIAL TRADE) BY COUNTRIES OF PRODUCTION AND CONSUMPTION AND BY GROUPS OF THE SITC-REV. III 1995

GROUP DESCRIPTION	DT = 100 KG	1 000 DM	1 000 \$	GROUP DESCRIPTION	DT = 100 KG	1 000 DM	1 000 \$
597 PREPRD ADDITIVES, LIQUIDS	379	147	104	072 COCOA	2 029	1 416	987
621 MATERIALS OF RUBBER	15	54	39	073 CHOCOLATE, OTH. COCOA PREP	1 094	763	536
625 RUBBER TYRES, TUBES, ETC.	17 209	1 547	1 077	075 SPICES	177	139	85
629 ARTICLES OF RUBBER, NES	4	48	35	081 ANIMAL FEED STUFF	389	108	75
663 MINERAL MANUFACTURES, NES	141	942	671	098 EDIBLE PRD. PREPRD. NES	3 050	1 689	1 181
665 GLASSWARE	110	76	51	111 NON-ALCOHOL. BEVERAGE, NES	737	146	102
684 ALUMINIUM	70	94	66	112 ALCOHOLIC BEVERAGES	16 791	2 522	1 774
695 TOOLS	354	184	128	122 TOBACCO, MANUFACTURED	7	48	32
699 MANUFACT. BASE METAL, NES	10	147	105	246 WOOD IN CHIPS, PARTICLES	6 484	62	41
713 INTRNL COMBUS PSTN ENGIN	819	4 302	3 009	248 WOOD, SIMPLY WORKED	3 297	743	526
725 PAPER, PULP MILL MACHINES	41	393	278	266 SYNTHETIC FIBRES	75	54	37
727 FOOD-PROCESS. MCH. NON DOM	257	511	364	273 STONE, SAND AND GRAVEL	1 992	61	45
742 PUMPS FOR LIQUIDS, PARTS	106	147	99	278 OTHER CRUDE MINERALS	32 036	426	299
743 PUMPS NES, CENTRIFUGS ETC	169	382	269	291 CRUDE ANIMAL MATERLS. NES	17	49	34
746 BALL OR ROLLER BEARINGS	30	128	89	292 CRUDE VEG. MATERIALS, NES	748	429	296
748 TRANSMISSIONS SHAFTS ETC	472	1 575	1 102	334 PETROLEUM PRODUCTS	7 908	1 658	1 159
749 NON-ELECT MACH. PARTS, ETC	44	345	244	335 RESIDUAL PETROL. PRODUCTS	3 171	300	208
761 TELEVISION RECEIVERS ETC	191	416	291	421 FIXED VEG. FAT, OILS, SOFT	1 311	173	121
772 ELEC. SWITCH, RELAY, CIRCUIT	3	53	39	431 ANIMAL, VEG. FATS, OILS, NES	4 056	395	276
773 ELECTR. DISTRIB. EQPT NES	162	57	39	511 HYDROCARBONS, NES, DERIVTS	244	70	46
778 ELECTRIC MACH. APPART. NES	739	887	622	512 ALCOHOL, PHENOL, ETC. DERIV	377	117	78
781 PASS. MOTOR VEHCLS. EX. BUS	1 887	5 383	3 761	513 CARBOXYLIC ACIDS, DERIVTS	86	50	31
784 PARTS, TRACTORS, MOTOR VEH	3 677	8 989	6 280	514 NITROGEN-FUNCT. COMPOUNDS	89	60	43
813 LIGHTING FIXTURES ETC. NES	559	750	529	516 OTHER ORGANIC CHEMICALS	232	186	125
846 CLOTHING ACCESSRS, FABRIC	15	101	70	522 INORGANIC CHEM. ELEMENTS	30 124	1 066	742
851 FOOTWEAR	69	192	132	523 METAL. SALTS, INORGAN. ACID	2 092	147	97
874 MEASURE, CONTROL INSTRMNT	16	252	178	531 SYNTH. COLOURS, LAKES, ETC.	160	583	405
898 MUSICAL INSTRUMENTS, ETC.	40	46	32	532 DYEING, TANNING MATERIALS	515	80	54
899 MISC MANUFACTD GOODS NES	143	142	99	533 PIGMENTS, PAINTS, ETC.	5 211	3 137	2 201
				541 MEDICINES, ETC. EXC. GRP542	143	544	376
				542 MEDICAMENTS	266	578	403
				551 ESSNTL. OIL, PERFUME, FLAVR	58	98	69
				553 PERFUMERY, COSMETICS, ETC.	742	1 756	1 227
				554 SOAP, CLEANERS, POLISH, ETC	4 474	1 526	1 065
				571 POLYMERS OF ETHYLENE	4 750	1 014	703
				574 POLYACETAL, POLYCARBONATE	692	384	272
				575 OTH. PLASTIC, PRIMARY FORM	7 143	1 449	1 009
				581 PLASTIC TUBE, PIPE, HOSE	764	904	633
				582 PLASTIC PLATE, SHEETS, ETC	4 271	3 038	2 114
				583 MONOFILAMENT OF PLASTICS	400	377	261
				591 INSECTICIDES, ETC.	32	57	39
				592 STARCHES, INULIN, ETC.	1 560	609	422
				593 EXPLOSIVES, PYROTECHNICS	204	564	396
				597 PREPRD ADDITIVES, LIQUIDS	1 742	448	313
				598 MISC. CHEMICAL PRDTS. NES	21 402	2 823	1 972
				612 MANUFACT. LEATHER ETC. NES	18	135	94
				621 MATERIALS OF RUBBER	3 135	1 182	816
				625 RUBBER TYRES, TUBES, ETC.	822	326	231
				629 ARTICLES OF RUBBER, NES	175	522	354
				634 VENEERS, PLYWOOD, ETC.	6 969	2 056	1 433
				635 WOOD MANUFACTURES, NES	4 232	1 907	1 333
				641 PAPER AND PAPERBOARD	15 334	3 320	2 328
				642 PAPER, PAPERBOARD, CUT ETC	12 467	6 502	4 569
				651 TEXTILE YARN	1 386	1 157	800
				652 COTTON FABRICS, WOVEN	134	506	346
				653 FABRICS, MAN-MADE FIBRES	161	626	442
				654 OTH. TEXTILE FABRIC, WOVEN	70	109	74
				655 KNIT, CROCHET, FABRIC NES	130	220	151
				656 TULLE, LACE, EMBROIDRY, ETC	80	349	246
				657 SPECIAL YARN, TXTL. FABRIC	954	984	689
				658 TEXTILE ARTICLES NES	184	405	282
				659 FLOOR COVERINGS, ETC.	1 232	764	533
				661 LIME, CEMENT, CONSTR. MATRL	1 450	106	72
				662 CLAY, REFRCT. CONSTR. MATRL	2 894	699	495
				663 MINERAL MANUFACTURES, NES	2 327	1 216	849
				664 GLASS	6 098	809	561
				665 GLASSWARE	5 699	1 500	1 040
				666 POTTERY	538	942	660
				673 FLAT-ROLLED IRON ETC.	5 847	638	453
				674 FLAT-ROLLED PLATED IRON	8 157	991	691
				676 IRON, STL. BAR, SHAPES ETC.	15 802	1 441	976
				677 RAILWAY TRACK IRON, STEEL	404	62	42
				679 TUBES, PIPES, ETC. IRON, STL	6 653	1 828	1 285
				682 COPPER	632	707	493
				684 ALUMINIUM	1 585	1 760	1 228
				691 METALLIC STRUCTURES NES	3 893	1 934	1 329
				692 CONTAINERS, STORAGE, TRNSP	1 601	1 203	837
				693 WIRE PRODUCTS EXCL. ELECT	2 805	1 096	769
				694 NAILS, SCREWS, NUTS, ETC.	1 418	1 296	890
				695 TOOLS	656	2 007	1 397
				696 CUTLERY	114	683	467
				697 HOUSEHOLD EQUIPMENT, NES	1 169	999	690
				699 MANUFACT. BASE METAL, NES	3 529	4 014	2 773
				713 INTRNL COMBUS PSTN ENGIN	832	2 548	1 769
				716 ROTATING ELECTRIC PLANT	308	707	491
				718 OTH. POWR. GENRTNG. MACHNRY	70	293	202
				721 AGRIC. MACHINES, EX. TRACTR	3 041	2 981	2 122
				722 TRACTORS	499	736	514
				723 CIVIL ENGINEERING EQUIPT	1 996	1 960	1 379
				724 TEXTILE, LEATHER MACHINES	152	699	491
				725 PAPER, PULP MILL MACHINES	19	62	43
				726 PRINTNG, BOOKBINDNG MACHS	1 039	3 863	2 679
				727 FOOD-PROCESS. MCH. NON DOM	486	4 918	3 458
				728 OTH. MACH. PTS, SPCL INDUST	696	1 533	1 068
				731 METAL REMOVAL WORK TOOLS	22	149	103
				733 MACH-TOOLS, METAL-WORKING	249	310	217
				735 PARTS, NES, FOR MACH-TOOLS	20	124	84
				737 METALWORKING MACHNRY NES	37	164	120
				741 HEATING, COOLNG EQUIP, PART	275	1 075	749
				742 PUMPS FOR LIQUIDS, PARTS	520	1 468	1 036
				743 PUMPS NES, CENTRIFUGS ETC	447	1 364	957
				744 MECHANICAL HANDLING EQUIP	3 140	3 543	2 482
				745 OTH. NONELEC MCH, TOOL, NES	387	2 055	1 439
				746 BALL OR ROLLER BEARINGS	56	228	159
				747 TAPS, COCKS, VALVES, ETC.	607	1 516	1 056
				748 TRANSMISSIONS SHAFTS ETC	172	582	400
				749 NON-ELECT MACH. PARTS, ETC	25	1 964	1 368
				751 OFFICE MACHINES	103	514	359
ICELAND							
IMPORTS							
001 LIVE ANIMALS	3 539	2 396	1 676	554 SOAP, CLEANERS, POLISH, ETC	4 474	1 526	1 065
034 FISH, FRESH, CHILLED, FROZN	393 639	151 640	105 978	571 POLYMERS OF ETHYLENE	4 750	1 014	703
035 FISH, DRIED, SALTED, SMOKED	7 954	4 442	3 119	574 POLYACETAL, POLYCARBONATE	692	384	272
036 CRUSTACEANS, MOLLUSCS ETC	2 490	3 299	2 307	575 OTH. PLASTIC, PRIMARY FORM	7 143	1 449	1 009
037 FISH ETC. PREPD, PRSVD, NES	10 349	11 921	8 329	581 PLASTIC TUBE, PIPE, HOSE	764	904	633
081 ANIMAL FEED STUFF	23 053	1 788	1 260	582 PLASTIC PLATE, SHEETS, ETC	4 271	3 038	2 114
268 WOOL, OTHER ANIMAL HAIR	369	116	83	583 MONOFILAMENT OF PLASTICS	400	377	261
273 STONE, SAND AND GRAVEL	16 725	159	107	591 INSECTICIDES, ETC.	32	57	39
277 NATURAL ABRASIVES, NES	2 686 639	17 115	12 055	592 STARCHES, INULIN, ETC.	1 560	609	422
278 OTHER CRUDE MINERALS	7 847	509	352	593 EXPLOSIVES, PYROTECHNICS	204	564	396
288 NON-FERROUS WASTE, SCRAP	8 003	754	529	597 PREPRD ADDITIVES, LIQUIDS	1 742	448	313
289 PREC. METAL ORES, CONCRTS		121	86	598 MISC. CHEMICAL PRDTS. NES	21 402	2 823	1 972
291 CRUDE ANIMAL MATERLS. NES	109	852	592	612 MANUFACT. LEATHER ETC. NES	18	135	94
292 CRUDE VEG. MATERIALS, NES	2 022	249	174	621 MATERIALS OF RUBBER	3 135	1 182	816
411 ANIMAL OILS AND FATS	40 432	2 550	1 814	625 RUBBER TYRES, TUBES, ETC.	822	326	231
514 NITROGEN-FUNCT. COMPOUNDS	26	783	532	629 ARTICLES OF RUBBER, NES	175	522	354
515 ORGANO-INORGANIC COMPNDS	6	174	125	634 VENEERS, PLYWOOD, ETC.	6 969	2 056	1 433
542 MEDICAMENTS	945	12 666	8 790	635 WOOD MANUFACTURES, NES	4 232	1 907	1 333
553 PERFUMERY, COSMETICS, ETC.	152	56	40	641 PAPER AND PAPERBOARD	15 334	3 320	2 328
598 MISC. CHEMICAL PRDTS. NES	22 288	1 469	1 025	642 PAPER, PAPERBOARD, CUT ETC	12 467	6 502	4 569
612 MANUFACT. LEATHER ETC. NES	1	54	39	651 TEXTILE YARN	1 386	1 157	800
613 FURSKINS, TANNED, DRESSED	22	114	78	652 COTTON FABRICS, WOVEN	134	506	346
641 PAPER AND PAPERBOARD	1 152	346	239	653 FABRICS, MAN-MADE FIBRES	161	626	442
642 PAPER, PAPERBOARD, CUT ETC	142	65	43	654 OTH. TEXTILE FABRIC, WOVEN	70	109	74
651 TEXTILE YARN	27	82	57	655 KNIT, CROCHET, FABRIC NES	130	220	151
653 FABRICS, MAN-MADE FIBRES	1 660	2 638	1 865	656 TULLE, LACE, EMBROIDRY, ETC	80	349	246
657 SPECIAL YARN, TXTL. FABRIC	103	69	48	657 SPECIAL YARN, TXTL. FABRIC	954	984	689
658 TEXTILE ARTICLES NES	51	268	189	658 TEXTILE ARTICLES NES	184	405	282
663 MINERAL MANUFACTURES, NES	13 134	914	643	659 FLOOR COVERINGS, ETC.	1 232	764	533
671 PIG IRON, SPIEGELEISN, ETC	37 066	4 077	2 857	661 LIME, CEMENT, CONSTR. MATRL	1 450	106	72
673 FLAT-ROLLED IRON ETC.	352	119	84	662 CLAY, REFRCT. CONSTR. MATRL	2 894	699	495
682 COPPER	457	201	141	663 MINERAL MANUFACTURES, NES	2 327	1 216	849
684 ALUMINIUM	523 202	144 225	100 671	664 GLASS	6 098	809	561
697 HOUSEHOLD EQUIPMENT, NES	1 542	2 949	2 069	665 GLASSWARE	5 699	1 500	1 040
713 INTRNL COMBUS PSTN ENGIN	20	90	62	666 POTTERY	538	942	660
714 ENGINES, MOTORS NON-ELECT	12	167	117	673 FLAT-ROLLED IRON ETC.	5 847	638	453
727 FOOD-PROCESS. MCH. NON DOM	5	92	63	674 FLAT-ROLLED PLATED IRON	8 157	991	691
745 OTH. NONELEC MCH, TOOL, NES	12	316	223	676 IRON, STL. BAR, SHAPES ETC.	15 802	1 441	976
747 TAPS, COCKS, VALVES, ETC.	1	203	141	677 RAILWAY TRACK IRON, STEEL	404	62	42
752 AUTOMATC. DATA PROC. EQUIP	1	71	48	679 TUBES, PIPES, ETC. IRON, STL	6 653	1 828	1 285
759 PARTS, FOR OFFICE MACHINS	1	91	61	682 COPPER	632	707	493
764 TELECOMM. EQUIP. PARTS NES	3	168	115	684 ALUMINIUM	1 585	1 760	1 228
773 ELECTR. DISTRIB. EQPT NES		43	31	691 METALLIC STRUCTURES NES	3 893	1 934	1 329
778 ELECTRIC MACH. APPART. NES	21	158	108	692 CONTAINERS, STORAGE, TRNSP	1 601	1 203	837
781 PASS. MOTOR VEHCLS. EX. BUS	33	67	48	693 WIRE PRODUCTS EXCL. ELECT	2 805	1 096	769
782 GOODS, SPCL. TRANSPORT VEH	18	49	35	694 NAILS, SCREWS, NUTS, ETC.	1 418	1 296	890
786 TRAILERS, SEMI-TRAILR, ETC	58	285	201	695 TOOLS	656	2 007	1 397
821 FURNITURE, CUSHIONS, ETC.	183	236	164	696 CUTLERY	114	683	467
844 WOMEN, GIRLS CLOTHING							

7 IMPORTS AND EXPORTS (SPECIAL TRADE) BY COUNTRIES OF PRODUCTION AND CONSUMPTION AND BY GROUPS OF THE SITC-REV. III 1995

GROUP DESCRIPTION	DT = 100 KG	1 000 DM	1 000 \$	GROUP DESCRIPTION	DT = 100 KG	1 000 DM	1 000 \$
752 AUTOMATC.DATA PROC.EQUIP	875	9 257	6 486	411 ANIMAL OILS AND FATS	82 794	6 481	4 541
759 PARTS, FOR OFFICE MACHINS	91	1 166	809	431 ANIMAL, VEG. FATS, OILS, NES	50 960	6 759	4 728
761 TELEVISION RECEIVERS ETC	484	1 079	757	511 HYDROCARBONS, NES, DERIVTS	364 716	37 029	25 726
762 RADIO-BROADCAST RECEIVER	25	105	75	512 ALCOHOL, PHENOL, ETC. DERIV	16 605	3 036	2 136
763 SOUND RECORDER, PHONOGRPH	67	452	321	513 CARBOXYLIC ACIDS, DERIVTS	20 926	4 337	3 033
764 TELECOMM. EQUIP. PARTS NES	214	4 185	2 945	514 NITROGEN-FUNCT. COMPOUNDS	11 700	39 299	27 168
771 ELECT. POWER MACHNY. PARTS	172	615	424	515 ORGANO-INORGANIC COMPNDS	657	1 738	1 227
772 ELEC. SWITCH, RELAY, CIRCUIT	2 143	7 922	5 566	516 OTHER ORGANIC CHEMICALS	1 565	3 795	2 641
773 ELECTR. DISTRIB. EQPT NES	3 122	2 547	1 777	522 INORGANIC CHEM. ELEMENTS	721 365	118 485	82 919
774 ELECTRO-MEDCL. XRAY EQUIP	38	758	532	523 METAL. SALTS, INORGAN. ACID	45 267	4 563	3 202
775 DOM. ELEC. NON-ELEC. EQUIPT	3 643	5 063	3 515	524 OTHER CHEMICAL COMPOUNDS	278 520	36 146	25 260
776 TRANSISTORS, VALVES, ETC.	1	89	59	525 RADIO-ACTIVE MATERIALS	24	145	103
778 ELECTRIC. MACH. APPART. NES	4 406	6 947	4 841	531 SYNTH. COLOURS, LAKES, ETC.	118	202	141
781 PASS. MOTOR VEHCLS. EX. BUS	18 919	25 923	18 129	533 PIGMENTS, PAINTS, ETC.	20 690	8 351	5 833
782 GOODS, SPCL. TRANSPORT VEH	5 424	6 376	4 476	541 MEDICINES, ETC. EXC. GRP542	257	4 014	2 792
783 ROAD MOTOR VEHICLES NES	1 423	2 172	1 525	542 MEDICAMENTS	18 178	15 718	11 078
784 PARTS, TRACTORS, MOTOR VEH	1 518	3 277	2 292	551 ESSNTL. OIL, PERFUME, FLAVR	316	128	90
785 CYCLES, MOTORCYCLES ETC.	118	318	221	553 PERFUMERY, COSMETICS, ETC.	547	399	284
786 TRAILERS, SEMI-TRAILER, ETC	627	509	355	554 SOAP, CLEANERS, POLISH, ETC	27 293	6 420	4 486
792 AIRCRAFT, ASSOC'D. EQUIPNT	4	138	94	562 FERTILIZER, EXCEPT GRP272	1 261 018	24 084	16 661
793 SHIP, BOAT, FLOAT, STRUCTRS	22	106	75	571 POLYMERS OF ETHYLENE	473 446	78 814	54 824
812 PLUMBING, SANITRY, EQPT. ETC	111	67	48	572 POLYMERS OF STYRENE	16 612	4 377	3 064
813 LIGHTING FIXTURES ETC. NES	400	1 133	793	573 POLYMERS, VINYL CHLORIDE	83 818	12 579	8 823
821 FURNITURE, CUSHIONS, ETC.	2 301	2 769	1 945	574 POLYACETAL, POLYCARBONATE	59 687	19 941	13 957
831 TRUNK, SUIT-CASES, BAG, ETC	91	708	487	575 OTH. PLASTIC, PRIMARY FORM	397 172	85 430	59 805
841 MENS, BOYS CLOTHING, X-KNIT	230	2 823	1 969	579 PLASTIC WASTE, SCRAP ETC	2 485	133	91
842 WOMEN, GIRL CLOTHING, X-KNIT	232	3 736	2 580	581 PLASTIC TUBE, PIPE, HOSE	3 527	1 444	1 004
843 MENS, BOYS CLOTHING, KNIT	16	109	75	582 PLASTIC PLATE, SHEETS, ETC	11 628	4 033	2 817
844 WOMEN, GIRLS CLOTHING, KNIT	67	705	481	583 MONOFILAMENT OF PLASTICS	145	125	85
845 OTHR. TEXTILE APPAREL, NES	144	1 506	1 053	591 INSECTICIDES, ETC.	321	167	119
846 CLOTHING ACCESSRS, FABRIC	122	807	556	592 STARCHES, INULIN, ETC.	2 175	1 225	854
848 CLOTHING, NONTEXTL.; HEADGEAR	415	781	542	593 EXPLOSIVES, PYROTECHNICS	418	1 835	1 294
851 FOOTWEAR	317	1 768	1 239	597 PREPRD ADDITIVES, LIQUIDS	834	289	203
871 OPTICAL INSTRUMENTS, NES	57	57	38	598 MISC. CHEMICAL PRODS. NES	381 212	26 625	18 681
872 MEDICAL INSTRUMENTS NES	125	1 574	1 107	611 LEATHER	1 614	4 487	3 117
873 METERS, COUNTERS, NES	363	1 635	1 145	613 FURSKINS, TANNED, DRESSED	9	82	55
874 MEASURE, CONTROL INSTRMNT	171	3 413	2 370	621 MATERIALS OF RUBBER	508	785	552
881 PHOTOGRAPH APPAR. ETC. NES	44	291	203	625 RUBBER TYRES, TUBES, ETC.	419	139	96
882 PHOTO. CINEMATOPH. SUPPL	394	731	514	629 ARTICLES OF RUBBER, NES	11 320	9 487	6 633
884 OPTICAL GOODS NES	434	298	634	634 VENEERS, PLYWOOD, ETC.	28 967	3 916	2 743
885 WATCHES AND CLOCKS	15	544	384	635 WOOD MANUFACTURES, NES	190 068	96 591	67 649
891 ARMS AND AMMUNITION	19	59	43	641 PAPER AND PAPERBOARD	3 403 333	407 416	285 129
892 PRINTED MATTER	1 787	2 275	1 576	642 PAPER, PAPERBOARD, CUT ETC	30 882	11 712	8 203
893 ARTICLES, NES, OF PLASTICS	5 042	5 579	3 906	651 TEXTILE YARN	49 247	13 931	9 758
894 BABY CARRIAGE, TOYS, GAMES	650	1 379	945	652 COTTON FABRICS, WOVEN	1 156	2 807	1 952
895 OFFICE, STATIONERY SUPPLS	325	580	401	653 FABRICS, MAN-MADE FIBRES	876	1 127	785
896 WORKS OF ART, ANTIQUE ETC	2	88	63	654 OTH. TEXTILE FABRIC, WOVEN	49	181	129
897 GOLD, SILVERWARE, JEWEL NES	391	1 726	605	655 KNIT, CROCHET, FABRIC NES	88	132	92
898 MUSICAL INSTRUMENTS, ETC.	1 710	1 595	1 201	656 TULLE, LACE, EMBROIDRY, ETC	42	180	128
899 MISC MANUFACTRD GOODS NES	1 710	1 595	1 125	657 SPECIAL YARN, TEXTL. FABRIC	1 318	2 032	1 423
				658 TEXTILE ARTICLES NES	1 419	1 826	1 271
				659 FLOOR COVERINGS, ETC.	140	157	109
SVALBARD				661 LIME, CEMENT, CONSTR. MATRL	1 068 394	16 814	11 762
IMPORTS	749	136	96	662 CLAY, REFRCT. CONSTR. MATRL	159 118	8 010	5 600
634 VENEERS, PLYWOOD, ETC.	280	81	57	663 MINERAL MANUFACTURES, NES	313 927	16 003	11 158
EXPORTS	183	467	330	664 GLASS	4 697	2 178	1 531
				665 GLASSWARE	5 949	708	484
737 METALWORKING MACHNRY NES	4	108	77	666 POTTERY	115	270	189
774 ELECTRO-MEDCL. XRAY EQUIP	1	47	33	671 PIG IRON, SPIEGELEISN, ETC	2 279 771	245 216	171 955
784 PARTS, TRACTORS, MOTOR VEH	21	46	33	672 INGOTS ETC. IRON OR STEEL	1 626	229	161
874 MEASURE, CONTROL INSTRMNT	4	85	60	673 FLAT-ROLLED IRON ETC.	9 045	1 056	734
				674 FLAT-ROLLED PLATED IRON	979	251	174
				675 FLAT-ROLLED, ALLOY STEEL	3 222	2 101	1 454
NORWAY				676 IRON, STL. BAR, SHAPES ETC.	651 385	41 213	28 900
IMPORTS	428 790 502	10 807 040	7 551 981	678 WIRE OF IRON OR STEEL	2 060	221	156
				679 TUBES, PIPES, ETC. IRON, STL	41 358	13 735	9 613
				681 SILVER, PLATINUM, ETC.		2 567	1 797
				682 COPPER	13 768	21 481	15 057
017 MEAT, OFFL. PRPD, PRSVD, NES	105	111	78	683 NICKEL	60 676	75 085	52 559
022 MILK AND CREAM	284	121	86	684 ALUMINIUM	2 687 971	889 235	621 849
024 CHEESE AND CURD	12 861	6 939	4 845	686 ZINC	338 484	52 918	36 999
034 FISH, FRESH, CHILLED, FROZN	1 245 478	637 720	445 904	689 MISC. NON-FERR. BASE METAL	49 040	36 539	25 590
035 FISH, DRIED, SALTED, SMOKED	99 808	88 695	61 806	691 METALLIC STRUCTURES NES	41 711	15 310	10 738
036 CRUSTACEANS, MOLLUSCS ETC	1 021	852	591	692 CONTAINERS, STORAGE, TRNSP	2 810	2 750	1 902
037 FISH ETC. PREPD, PRSVD, NES	16 780	11 532	8 080	693 WIRE PRODUCTS EXCL. ELECT	883	587	410
048 CEREAL PREPARATIONS	1 170	377	265	694 NAILS, SCREWS, NUTS, ETC.	2 628	2 313	1 627
054 VEGETABLES	595	63	44	695 TOOLS	2 001	4 435	3 088
056 VEGETABLES, PRPD, PRSVD, NES	142	112	79	696 CUTLERY	74	525	368
057 FRUIT, NUTS EXCL. OIL NUTS	231	78	56	697 HOUSEHOLD EQUIPMENT, NES	3 901	3 540	2 479
061 SUGARS, MOLASSES, HONEY	480	391	273	699 MANUFACT. BASE METAL, NES	33 976	23 277	16 255
073 CHOCOLATE, OTH. COCOA PREP	1 423	503	344	711 STEAM GENER. BOILERS, ETC.	216	177	121
081 ANIMAL FEED STUFF	17 570	2 476	1 710	712 STEAM TURBINES	6	185	130
088 EDIBLE PROD. PREPRTS, NES	1 844	285	202	713 INTRNL COMBUS PSTN ENGIN	6 742	8 837	6 183
111 NON-ALCOHOL. BEVERAGE, NES	369	47	34	714 ENGINES, MOTORS NON-ELECT	34	706	483
112 ALCOHOLIC BEVERAGES	6 066	4 981	3 455	716 ROTATING ELECTRIC PLANT	1 224	3 637	2 553
121 TOBACCO, UNMANUFACTURED	840	550	389	718 OTH. POWR. GENERTRNG. MACHNRY	1 097	2 567	1 783
211 HIDES, SKINS (EX. FURS), RAW	15 458	5 328	3 737	721 AGRIC. MACHINES, EX. TRACTR	34 641	29 217	20 387
212 FURSKINS, RAW	33	876	605	722 TRACTORS	225	10 228	157
247 WOOD ROUGH, ROUGH SQUARED	38 329	1 994	1 408	723 CIVIL ENGINEERING EQUIPT	9 811	10 488	7 411
248 WOOD, SIMPLY WORKED	1 286 840	108 923	76 179	724 TEXTILE, LEATHER MACHINES	59	236	161
251 PULP AND WASTE PAPER	1 165 986	132 293	92 431	725 PAPER, PULP MILL MACHINES	529	2 334	1 659
273 STONE, SAND AND GRAVEL	53 521 531	180 969	126 867	726 PRINTING, BOOKBINDNG MACHS	4 933	5 085	3 460
274 SULPHUR, UNRSTD. IRON PYRS	25 120	100	71	727 FOOD-PROCESS. MCH. NON DOM	465	1 774	1 233
278 OTHER CRUDE MINERALS	8 727 729	48 784	34 191	728 OTH. MACH. PTS, SPCL INDUST	7 080	17 720	12 335
281 IRON ORE, CONCENTRATES	14 516 890	79 437	55 727	731 METAL REMOVAL WORK TOOLS	112	370	259
282 FERROUS WASTE AND SCRAP	178 965	8 707	6 009	733 MACH-TOOLS, METAL-WORKING	578	1 714	1 195
284 NICKEL ORES, CONCTR, MATTE	433	296	211	735 PARTS, NES, FOR MACH-TOOLS	139	541	373
287 ORE, CONCENTR. BASE METALS	2 384 701	22 274	15 549	737 METALWORKING MACHNRY NES	683	3 636	2 549
288 NON-FERROUS WASTE, SCRAP	133 991	31 051	21 660	741 HEATING, COOLING EQUIP, PART	6 480	14 304	9 990
289 PREC. METAL ORES, CONCTR	421	6 748	4 724	742 PUMPS FOR LIQUIDS, PARTS	1 259	7 373	5 195
291 CRUDE ANIMAL MATERIALS, NES	9 356	521	364	743 PUMPS NES, CENTRIFUGS ETC	2 377	5 154	3 577
292 CRUDE VEG. MATERIALS, NES	2 499	521	361	744 MECHANICAL HANDLING EQUIP	6 180	8 783	6 130
321 COAL, NOT AGGLOMERATED	702 218	13 043	9 111	745 OTH. NONELEC MCH, TOOL, NES	2 551	6 089	4 280
333 PETROLEUM OILS, CRUDE	215 212 856	4 209 424	2 940 928	746 BALL OR ROLLER BEARINGS	4 784	2 337	1 551
334 PETROLEUM PRODUCTS	9 772 234	224 798	156 887	747 TAPS, COCKS, VALVES, ETC.	1 677	3 602	2 517
335 RESIDUAL PETROL. PRODUCTS	118 036	3 105	2 203	748 TRANSMISSIONS SHAFTS ETC	3 744	5 407	3 781
342 LIQUEFIED PROPANE, BUTANE	1 802 173	50 746	34 960	749 NON-ELECT MACH. PARTS, ETC	904	2 434	1 702
344 PETROLEUM GASES, NES	247 673	5 567	3 906	751 OFFICE MACHINES	1 255	10 488	7 327

7 IMPORTS AND EXPORTS (SPECIAL TRADE) BY COUNTRIES OF PRODUCTION AND CONSUMPTION AND BY GROUPS OF THE SITC-REV. III 1995

GROUP DESCRIPTION	DT = 100 KG	1 000 DM	1 000 \$	GROUP DESCRIPTION	DT = 100 KG	1 000 DM	1 000 \$
752 AUTOMATIC DATA PROC. EQUIP	2 182	55 528	38 822	282 FERROUS WASTE AND SCRAP	1 703 647	30 367	21 022
759 PARTS, FOR OFFICE MACHINES	456	8 468	5 919	285 ALUMINIUM ORE, CONCENTR. ETC.	4 372	600	420
761 TELEVISION RECEIVERS ETC.	14	504	359	288 NON-FERROUS WASTE, SCRAP	322 007	60 914	42 681
763 SOUND RECORDER, PHONOGRAPH	7	117	81	289 PREC. METAL ORES, CONCENTRATES	4	3 804	2 684
764 TELECOMM. EQUIP. PARTS, NES	2 750	49 372	34 509	291 CRUDE ANIMAL MATERIALS, NES	4 280	3 776	2 634
771 ELECT. POWER MACHIN. PARTS	1 212	13 718	9 547	292 CRUDE VEG. MATERIALS, NES	18 877	9 113	6 343
772 ELECT. SWITCH, RELAY, CIRCUIT	7 186	38 860	27 127	321 COAL, NOT AGGLOMERATED	321 487	5 230	3 627
773 ELECT. DISTRIBUT. EQUIP. NES	12 559	14 282	10 002	322 BRIQUETTES, LIGNITE, PEAT	4 044	69	49
774 ELECTRO-MEDICAL XRAY EQUIP	513	19 493	13 656	325 COKE, SEMI-COKE, RET. CARBON	289 591	4 996	3 507
775 DOM. ELEC. NON-ELEC. EQUIP	3 860	7 582	5 293	334 PETROLEUM PRODUCTS	4 768 166	116 767	81 856
776 TRANSISTORS, VALVES, ETC.	19	2 189	1 514	335 RESIDUAL PETROL. PRODUCTS	145 019	8 835	6 158
778 ELECTRIC MACH. APPAR. NES	7 526	10 854	7 601	342 LIQUEFIED PROPANE, BUTANE	49 243	1 285	898
781 PASS. MOTOR VEHICLES, EX. BUS	1 067	2 112	1 490	411 ANIMAL OILS AND FATS	5 889	509	356
782 GOODS, SPECIAL TRANSPORT VEH	15 945	19 688	13 848	421 FIXED VEG. FAT, OILS, SOFT	28 862	2 850	1 988
783 ROAD MOTOR VEHICLES NES	844	1 691	1 194	422 FIXED VEG. FAT, OILS, OTHER	8 238	1 106	773
784 PARTS, TRACTORS, MOTOR VEH	110 200	117 824	82 256	431 ANIMAL, VEG. FATS, OILS, NES	11 555	1 963	1 370
785 CYCLES, MOTORCYCLES ETC.	1 417	5 499	3 850	511 HYDROCARBONS, NES, DERIVATS	92 106	5 340	3 792
786 TRAILERS, SEMI-TRAILER, ETC	1 222	1 350	948	512 ALCOHOL, PHENOL, ETC. DERIV	73 713	14 872	10 411
791 RAILWAY VEHICLES, EQUIPMENT	2 954	2 291	1 583	513 CARBOXYLIC ACIDS, DERIVATS	124 674	18 613	12 970
792 AIRCRAFT, ASSOCIATED EQUIP	58	11 040	7 724	514 NITROGEN-FUNCTION. COMPOUNDS	28 813	18 581	12 973
793 SHIP, BOAT, FLOAT, STRUCTURES	9 464	31 213	21 964	515 ORGANIC-INORGANIC COMPOUNDS	12 662	19 302	13 509
811 PREFABRICATED BUILDINGS	105 013	35 045	24 543	516 OTHER ORGANIC CHEMICALS	59 577	17 963	12 563
812 PLUMBING, SANITARY, EQUIP. ETC	1 343	1 449	998	522 INORGANIC CHEM. ELEMENTS	343 778	26 952	18 880
813 LIGHTING FIXTURES ETC. NES	7 703	13 934	9 690	523 METAL, SALTS, INORGAN. ACID	645 878	20 910	14 550
821 FURNITURE, CUSHIONS, ETC.	30 079	39 478	27 534	524 OTHER CHEMICAL COMPOUNDS	4 251	1 265	874
831 TRUNK, SUIT-CASES, BAG, ETC	55	82	58	525 RADIO-ACTIVE MATERIALS	7	513	356
841 MENS, BOYS CLOTHING, X-KNIT	27	234	161	531 SYNTH. COLOURS, LAKES, ETC.	5 719	18 446	12 873
842 WOMEN, GIRL CLOTHING, X-KNIT	11	152	106	532 DYEING, TANNING MATERIALS	5 904	1 812	1 263
843 MENS, BOYS CLOTHING, KNIT	7	51	36	533 PIGMENTS, PAINTS, ETC.	90 241	46 614	32 612
844 WOMEN, GIRLS CLOTHING, KNIT	20	148	105	541 MEDICINES, ETC. EXC. GROUP 542	4 103	22 252	15 556
845 OTHER TEXTILE APPAREL, NES	213	1 981	1 381	542 MEDICAMENTS	8 098	38 619	26 913
846 CLOTHING ACCESSORIES, FABRIC	29	122	86	551 ESSENTIAL OIL, PERFUME, FLAVOR	1 354	3 700	2 590
848 CLOTHING, NONTEXTILE, HEADGEAR	24	378	266	553 PERFUMERY, COSMETICS, ETC.	25 752	34 838	24 286
851 FOOTWEAR	33	87	62	554 SOAP, CLEANERS, POLISH, ETC	141 128	37 685	26 444
871 OPTICAL INSTRUMENTS, NES	4	1 194	838	562 FERTILIZER, EXCEPT GROUP 272	588 236	13 255	9 318
872 MEDICAL INSTRUMENTS NES	2 032	8 132	5 690	571 POLYMERS OF ETHYLENE	206 768	34 823	24 268
873 METERS, COUNTERS, NES	1 367	1 997	1 394	572 POLYMERS OF STYRENE	41 400	10 568	7 401
874 MEASURE, CONTROL INSTRUMENT	1 499	40 703	28 439	573 POLYMERS, VINYL CHLORIDE	68 600	13 169	9 206
881 PHOTOGRAPH APPAR. ETC. NES	255	11 501	8 089	574 POLYACETAL, POLYCARBONATE	69 354	27 603	19 280
882 PHOTO. CINEMATOGRAPH. SUPPL	88	119	82	575 OTH. PLASTIC, PRIMARY FORM	125 883	55 376	38 616
884 OPTICAL GOODS NES	2	347	246	579 PLASTIC WASTE, SCRAP ETC	1 810	84	59
885 WATCHES AND CLOCKS	16	188	129	581 PLASTIC TUBE, PIPE, HOSE	11 049	12 649	8 852
891 ARMS AND AMMUNITION	102	1 512	1 084	582 PLASTIC PLATE, SHEETS, ETC	47 450	36 628	25 602
892 PRINTED MATTER	18 942	8 707	6 091	583 MONOFILAMENT OF PLASTICS	3 964	3 671	2 565
893 ARTICLES, NES, OF PLASTICS	30 234	20 672	14 446	591 INSECTICIDES, ETC.	8 856	11 636	8 195
894 BABY CARRIAGE, TOYS, GAMES	4 779	7 841	5 472	592 STARCHES, INULIN, ETC.	62 028	14 059	9 833
895 OFFICE, STATIONERY SUPPLS	88	274	189	593 EXPLOSIVES, PYROTECHNICS	5 302	6 215	4 323
896 WORKS OF ART, ANTIQUE ETC	233	1 138	801	597 PREPARED ADDITIVES, LIQUIDS	102 201	26 238	18 236
897 GOLD, SILVERWARE, JEWEL NES	5	6 218	4 243	598 MISC. CHEMICAL PRODUCTS, NES	282 792	72 865	50 885
898 MUSICAL INSTRUMENTS, ETC.	1 270	4 389	3 059	611 LEATHER	816	3 856	2 691
899 MISC MANUFACTURED GOODS NES	7 646	7 631	5 317	612 MANUFACT. LEATHER ETC. NES	205	1 088	759
961 COIN NONGOLD NONCURRENT	10	1 256	840	613 FURSKINS, TANNED, DRESSED		46	32
971 GOLD, NONMONTARY EXCL ORES	8	10 403	7 274	621 MATERIALS OF RUBBER	19 765	15 133	10 573
972 MONETARY GOLD, GOLD COINS		107	72	625 RUBBER TYRES, TUBES, ETC.	41 637	30 264	21 154
EXPORTS	22 616 329	6 123 250	4 281 304	629 ARTICLES OF RUBBER, NES	7 603	19 699	13 772
001 LIVE ANIMALS	44	632	442	633 CORK MANUFACTURES	758	2 085	1 459
012 OTHER MEAT, MEAT OFFAL	325	203	138	634 VENEERS, PLYWOOD, ETC.	81 826	18 253	12 755
017 MEAT, OFFAL, PREPARED, NES	88	124	85	635 WOOD MANUFACTURES, NES	26 830	5 534	3 870
022 MILK AND CREAM	525	233	165	641 PAPER AND PAPERBOARD	194 855	41 054	28 684
024 CHEESE AND CURD	1 874	1 755	1 232	642 PAPER, PAPERBOARD, CUT ETC	61 247	32 069	22 408
034 FISH, FRESH, CHILLED, FROZEN	1 271	572	397	651 TEXTILE YARN	26 195	29 161	20 349
036 CRUSTACEANS, MOLLUSCS ETC	102	129	89	652 COTTON FABRICS, WOVEN	5 098	7 451	5 201
037 FISH ETC. PREPARED, NES	2 794	947	657	653 FABRICS, MAN-MADE FIBRES	2 521	8 206	5 734
041 WHEAT, MESLIN, UNMILLED	228 097	6 358	4 464	654 OTH. TEXTILE FABRIC, WOVEN	1 165	2 154	1 488
042 RICE	22 278	1 833	1 272	655 KNIT, CROCHET, FABRIC NES	1 679	3 067	2 137
043 BARLEY, UNMILLED	50 068	732	487	656 TULLE, LACE, EMBROIDERY ETC	842	3 495	2 440
044 MAIZE UNMILLED	15 272	308	217	657 SPECIAL YARN, TEXTILE FABRIC	26 847	38 646	26 966
045 OTHER CEREALS, UNMILLED	276 206	3 424	2 372	658 TEXTILE ARTICLES NES	3 783	6 731	4 705
047 OTHER CEREAL MEAL, FLOURS	1 335	71	45	659 FLOOR COVERINGS, ETC.	8 109	8 078	5 631
048 CEREAL PREPARATIONS	105 430	11 123	7 804	661 LIME, CEMENT, CONSTR. MATRL	54 182	1 096	758
054 VEGETABLES	45 734	4 249	2 961	662 CLAY, REFRCT. CONSTR. MATRL	116 120	13 928	9 728
056 VEGETABLES, PREPARED, NES	7 375	3 350	2 350	663 MINERAL MANUFACTURES, NES	37 489	21 796	15 254
057 FRUIT, NUTS EXCL. OIL NUTS	11 411	2 231	1 551	664 GLASS	216 062	21 540	15 033
058 FRUIT, PRESERVED, PREPARED	3 719	1 322	922	665 GLASSWARE	22 084	10 580	7 399
059 FRUIT, VEGETABLE JUICES	15 789	4 758	3 327	666 POTTERY	7 976	10 252	7 169
061 SUGARS, MOLASSES, HONEY	36 037	1 738	1 201	667 PEARLS, PRECIOUS STONES		959	678
062 SUGAR CONFECTIONERY	5 737	3 582	2 502	671 PIG IRON, SPIEGELEISEN, ETC	17 429	1 689	1 164
071 COFFEE, COFFEE SUBSTITUTE	3 767	4 101	2 836	672 INGOTS ETC. IRON OR STEEL	820 921	34 784	24 209
072 COCOA	4 194	1 198	2 502	673 FLAT-ROLLED IRON ETC.	524 490	47 408	33 082
073 CHOCOLATE, OTH. COCOA PREP	10 740	8 816	6 126	674 FLAT-ROLLED PLATED IRON	77 169	11 714	8 155
074 TEA AND MATE	402	448	317	675 FLAT-ROLLED, ALLOY STEEL	364 067	55 259	38 554
075 SPICES	3 117	2 363	1 655	676 IRON, STL. BAR, SHAPES ETC.	360 880	38 006	26 550
081 ANIMAL FEED STUFF	90 515	15 025	10 493	677 RAILWAY TRACK IRON, STEEL	20 440	4 188	2 971
081 MARGARINE AND SHORTENING	438	104	72	678 WIRE OF IRON OR STEEL	7 447	1 491	1 036
098 EDIBLE PROD. PREPARATIONS, NES	17 872	11 400	7 972	679 TUBES, PIPES, ETC. IRON, STL	1 458 964	211 596	148 051
111 NON-ALCOHOL. BEVERAGE, NES	34 486	5 824	4 072	681 SILVER, PLATINUM, ETC.	396	12 174	8 482
112 ALCOHOLIC BEVERAGES	50 970	14 292	10 049	682 COPPER	60 121	42 726	29 841
121 TOBACCO, UNMANUFACTURED	4 138	1 099	759	683 NICKEL	472	2 082	1 452
122 TOBACCO, MANUFACTURED	115	200	138	684 ALUMINIUM	65 998	38 709	26 992
211 HIDES, SKINS (EX. FURS), RAW	149	56	39	685 LEAD	4 194	828	578
222 OILSEED (SFT. FIX VEG. OIL)	2 189	357	243	686 ZINC	5 950	2 569	1 811
231 NATURAL RUBBER, ETC.	573	284	197	687 TIN	199	268	186
232 SYNTHETIC RUBBER, ETC.	5 667	1 537	1 086	689 MISC. NON-FERR. BASE METAL	12 209	4 781	3 357
246 WOOD IN CHIPS, PARTICLES	182 463	1 571	1 112	691 METALLIC STRUCTURES NES	62 480	33 414	23 321
247 WOOD ROUGH, ROUGH SQUARED	1 714 201	12 316	8 567	692 CONTAINERS, STORAGE, TRNSP	10 977	8 678	6 059
248 WOOD, SIMPLY WORKED	45 103	5 885	4 090	693 WIRE PRODUCTS EXCL. ELECT	69 363	10 570	7 408
251 PULP AND WASTE PAPER	52 789	3 538	2 510	694 NAILS, SCREWS, NUTS, ETC.	27 777	21 342	14 933
266 SYNTHETIC FIBRES	8 492	3 457	2 416	695 TOOLS	8 272	39 235	27 405
267 OTHER MAN-MADE FIBRES	3 902	1 276	896	696 CUTLERY	1 569	6 286	4 394
268 WOOL, OTHER ANIMAL HAIR	736	449	307	697 HOUSEHOLD EQUIPMENT, NES	4 528	6 769	4 743
269 WORN CLOTHING, TEXTILE ARTL	516	79	55	699 MANUFACT. BASE METAL, NES	75 506	77 549	54 255
272 FERTILIZERS, CRUDE	1 868	139	98	711 STEAM GENER. BOILERS, ETC.	225	312	214
273 STONE, SAND AND GRAVEL	574 125	1 578	1 107	712 STEAM TURBINES	831	3 264	2 277
274 SULPHUR, UNREFINED, IRON PYRS	1 974	71	52	713 INTRNL COMBUS PSTN ENGIN	11 954	68 916	48 292
277 NATURAL ABRASIVES, NES	119	106	75	714 ENGINES, MOTORS NON-ELECT	167	16 044	11 218
278 OTHER CRUDE MINERALS	1 280 948	12 703	8 887	716 ROTATING ELECTRIC PLANT	25 418	42 604	29 813
				718 OTH. POWER GENERATING MACHINRY	5 973	21 637	15 116
				721 AGRIC. MACHINES, EX. TRACTOR	16 935	17 623	12 419

7 IMPORTS AND EXPORTS (SPECIAL TRADE) BY COUNTRIES OF PRODUCTION AND CONSUMPTION AND BY GROUPS OF THE SITC-REV. III 1995

GROUP DESCRIPTION	DT = 100 KG	1 000 DM	1 000 \$	GROUP DESCRIPTION	DT = 100 KG	1 000 DM	1 000 \$
722 TRACTORS	18 068	22 212	15 340	665 GLASSWARE	114	5 377	3 777
723 CIVIL ENGINEERING EQUIPT	56 105	65 613	46 010	673 FLAT-ROLLED IRON ETC.	2 750	240	169
724 TEXTILE, LEATHER MACHINES	4 093	16 973	11 805	675 FLAT-ROLLED, ALLOY STEEL	167	45	31
725 PAPER, PULP, MILL MACHINES	4 518	20 624	14 410	676 IRON, STL. BAR, SHAPES ETC.	709	76	53
726 PRINTING, BOOKBINDING MACHS	10 631	43 388	30 277	678 WIRE OF IRON OR STEEL	1 050	227	161
727 FOOD-PROCESS. MCH. NON DOM	3 064	22 882	15 983	679 TUBES, PIPES, ETC. IRON, STL	26	150	105
728 OTH. MACH. PTS, SPCL INDUST	39 133	100 899	70 554	684 ALUMINIUM	299	217	151
731 METAL REMOVAL WORK TOOLS	6 888	17 862	12 391	691 METALLIC STRUCTURES NES	54	51	35
733 MACH-TOOLS, METAL-WORKING	4 404	11 582	8 090	694 NAILS, SCREWS, NUTS, ETC.	22 603	29 366	20 669
735 PARTS, NES, FOR MACH-TOOLS	1 302	9 161	6 378	695 TOOLS	1 564	18 524	13 046
737 METALWORKING MACHNRY NES	3 632	11 701	8 156	699 MANUFACTS. BASE METAL, NES	2 781	2 806	2 048
741 HEATING, COOLING EQUIP, PART	24 709	60 718	42 135	713 INTRNL COMBUS PSTN ENGIN	154	342	244
742 PUMPS FOR LIQUIDS, PARTS	11 904	51 316	35 961	716 ROTATING ELECTRIC PLANT	1 245	6 768	4 765
743 PUMPS NES, CENTRIFUGS ETC	25 222	89 258	62 576	718 OTH. POWR. GENRTNG. MACHNRY	9	58	40
744 MECHANICAL HANDLING EQUIP	44 998	67 785	47 366	721 AGRIC. MACHINES, EX. TRACTR	7	125	89
745 OTH. NONELEC MCH, TOOL, NES	25 106	84 888	59 590	723 CIVIL ENGINEERING EQUIPT	452	501	350
746 BALL OR ROLLER BEARINGS	2 483	9 411	6 584	726 PRINTNG, BOOKBINDING MACHS	46	290	205
747 TAPS, COCKS, VALVES, ETC.	10 682	46 408	32 454	728 OTH. MACH. PTS, SPCL INDUST	475	4 766	3 370
748 TRANSMISSIONS SHAFTS ETC	29 258	83 308	58 260	733 MACH-TOOLS, METAL-WORKING	178	520	361
749 NON-ELECT MACH. PARTS, ETC	9 710	50 855	35 566	735 PARTS, NES, FOR MACH-TOOLS	185	1 626	1 144
751 OFFICE MACHINES	2 740	12 418	8 672	737 METALWORKING MACHNRY NES	35	418	296
752 AUTOMAT. DATA PROC. EQUIP	8 168	148 045	103 453	741 HEATING, COOLING EQUIP, PART	3 306	8 945	6 318
753 PARTS, FOR OFFICE MACHINS	1 516	29 411	20 555	742 PUMPS FOR LIQUIDS, PARTS	456	2 028	1 431
754 TELEVISION RECEIVERS ETC	6 849	17 203	11 863	743 PUMPS NES, CENTRIFUGS ETC	45	785	552
756 RADIO-BROADCAST RECEIVER	2 659	8 736	6 076	744 MECHANICAL HANDLING EQUIP	24	190	134
757 SOUND RECORDER, PHONOGRPH	2 266	18 243	12 720	745 OTH. NONELEC MCH, TOOL, NES	8	106	76
758 TELECOMM. EQUIP. PARTS NES	6 512	169 325	118 265	746 BALL OR ROLLER BEARINGS	24	91	66
761 ELECT POWER MACHNRY, PARTS	14 082	38 522	26 962	747 TAPS, COCKS, VALVES, ETC.	76	238	165
772 ELECT. SWITCH, RELAY, CIRCUIT	34 052	190 292	133 148	748 TRANSMISSIONS SHAFTS ETC	8 201	11 520	8 075
773 ELECTR DISTRIB. EQPT NES	27 092	30 209	21 135	749 NON-ELECT MACH. PARTS, ETC	20	334	238
774 ELECTRO-MEDCL. XRAY EQUIP	671	16 113	11 270	751 OFFICE MACHINES	13	145	103
775 DOM. ELEC. NON-ELEC. EQUIPT	58 895	78 141	54 684	764 TELECOMM. EQUIP. PARTS NES	18	56	39
776 TRANSISTORS, VALVES, ETC.	207	20 234	14 121	771 ELECT POWER MACHNRY, PARTS	346	2 298	1 615
778 ELECTRIC MACH. APPART. NES	84 105	169 606	118 249	772 ELEC. SWITCH, RELAY, CIRCUIT	781	8 596	6 055
781 PASS. MOTOR VEHCLS. EX. BUS	494 602	834 921	584 024	773 ELECTR DISTRIB. EQPT NES	183	192	132
782 GOODS, SPCL TRANSPORT VEH	108 698	164 242	115 173	775 DOM. ELEC. NON-ELEC. EQUIPT	328	205	145
783 ROAD MOTOR VEHICLES NES	12 850	27 140	19 053	776 TRANSISTORS, VALVES, ETC.	4	189	127
784 PARTS, TRACTORS, MOTOR VEH	54 140	89 211	62 331	778 ELECTRIC MACH. APPART. NES	9 012	70 884	49 863
785 CYCLES, MOTORCYCLES ETC.	5 752	16 398	11 435	781 PASS. MOTOR VEHCLS. EX. BUS	214	333	235
786 TRAILERS, SEMI-TRAILER, ETC	35 808	38 785	27 284	782 GOODS, SPCL TRANSPORT VEH	965	2 093	1 471
791 RAILWAY VEHICLES, EQUIPNT	16 497	23 788	16 641	784 PARTS, TRACTORS, MOTOR VEH	11 031	13 484	9 448
792 AIRCRAFT, ASSOCTD. EQUIPNT	244	5 930	4 165	785 CYCLES, MOTORCYCLES ETC.	401	470	324
793 SHIP, BOAT, FLOAT, STRUCTRS	8 122	4 718	3 282	786 TRAILERS, SEMI-TRAILER, ETC	2 015	1 617	1 139
800 CPL IND PLANT CHAP 90/94	25	155	110	792 AIRCRAFT, ASSOCTD. EQUIPNT	26	718	507
811 PREFABRICATED BUILDINGS	2 156	420	288	812 PLUMBING, SANITRY, EQPT, ETC	2 441	2 844	2 006
812 PLUMBING, SANITRY, EQPT, ETC	4 036	3 786	2 632	813 LIGHTING FIXTURES ETC. NES	180	3 152	2 215
813 LIGHTING FIXTURES ETC. NES	8 733	27 177	18 975	871 OPTICAL INSTRUMENTS, NES		108	76
821 FURNITURE, CUSHIONS, ETC.	16 222	22 069	15 379	872 MEDICAL INSTRUMENTS NES	107	1 521	1 077
831 TRUNK, SUIT-CASES, BAG, ETC	990	3 644	2 554	874 MEASURE, CONTROL INSTRMNT	83	3 035	2 138
841 MENS, BOYS CLOTHNG, X-KNIT	1 096	15 645	10 847	882 PHOTO. CINEMATOGPH. SUPPL	21	111	79
842 WOMEN, GIRL CLOTHNG, X-KNIT	3 282	55 668	38 610	884 OPTICAL GOODS NES	17	1 653	1 161
843 MENS, BOYS CLOTHING, KNIT	65	474	328	891 ARMS AND AMMUNITION	65	3 519	2 458
844 WOMEN, GIRLS CLOTHING, KNIT	529	6 001	4 185	892 PRINTED MATTER	542	1 117	788
845 OTHR. TEXTILE APPAREL, NES	994	12 119	8 404	893 ARTICLES, NES, OF PLASTICS	1 085	1 377	962
846 CLOTHING ACCESSRS, FABRIC	816	5 202	3 617	894 BABY CARRIAGE, TOYS, GAMES	26	119	83
848 CLOTHING, NONTXLT; HEADGEAR	787	6 329	4 428	896 WORKS OF ART, ANTIQUE ETC	5	1 563	1 103
851 FOOTWEAR	4 810	28 138	19 703	899 MISC MANUFACTRD GOODS NES	83	6 172	4 346
871 OPTICAL INSTRUMENTS, NES	173	8 522	5 976	961 COIN NONGOLD NONCURRENT	4	533	377
872 MEDICAL INSTRUMENTS NES	3 882	34 431	24 051				
873 METERS, COUNTERS, NES	963	5 649	3 942	EXPORTS	431 540	358 801	251 707
874 MEASURE, CONTROL INSTRMNT	6 173	97 553	68 205				
881 PHOTOGRAPH APPAR. ETC. NES	1 066	11 192	7 789	012 OTHER MEAT, MEAT OFFAL	9 034	917	638
882 PHOTO. CINEMATOGPH. SUPPL	11 521	15 635	10 940	025 EGGS, BIRDS, YOLKS, ALBUMIN	655	119	83
883 CINE. FILM EXPOSD. DEVELOPD	12	171	121	054 VEGETABLES	453	56	39
884 OPTICAL GOODS NES	428	19 885	13 915	056 VEGETABLES, PRPD, PRSVD, NES	44	72	49
885 WATCHES AND CLOCKS	643	9 135	6 382	081 ANIMAL FEED STUFF	942	151	107
891 ARMS AND AMMUNITION	828	6 071	4 243	098 EDIBLE PROD. PREPRPTS, NES	1 069	766	540
892 PRINTED MATTER	47 814	41 021	28 721	112 ALCOHOLIC BEVERAGES	796	126	86
893 ARTICLES, NES, OF PLASTICS	105 109	89 194	62 322	212 FURSKINS, RAW	39	853	608
894 BABY CARRIAGE, TOYS, GAMES	9 588	22 126	15 478	246 WOOD IN CHIPS, PARTICLES	5 913	48	34
895 OFFICE, STATIONERY SUPPL	3 227	9 557	6 686	247 WOOD ROUGH, ROUGH SQUARED	6 439	311	219
896 WORKS OF ART, ANTIQUE ETC	11	1 751	1 217	248 WOOD, SIMPLY WORKED	8 505	615	430
897 GOLD, SILVERWARE, JEWEL NES	44	20 779	14 527	277 NATURAL ABRASIVES, NES	18	718	504
898 MUSICAL INSTRUMENTS, ETC.	6 400	25 498	17 742	288 NON-FERROUS WASTE, SCRAP	412	140	100
899 MISC MANUFACTRD GOODS NES	19 737	23 068	16 064	291 CRUDE ANIMAL MATERLS. NES	24 797	2 516	1 762
971 GOLD, NONMONTY EXCL ORES	6	11 748	8 215	292 CRUDE VEG. MATERIALS, NES	2 994	2 908	2 035
972 MONETARY GOLD, GOLD COINS	2	327	231	334 PETROLEUM PRODUCTS	405	176	121
				512 ALCOHOL, PHENOL, ETC. DERIV	901	247	174
LIECHTENST				513 CARBOXYLIC ACIDS, DERIVTS	39	133	93
IMPORTS	163 685	290 065	204 101	514 NITROGEN-FUNCT. COMPOUNDS	430	360	248
081 ANIMAL FEED STUFF	61 227	28 085	19 769	515 ORGANO-INORGANIC COMPNDS	19	65	45
098 EDIBLE PROD. PREPRPTS, NES	3 977	1 831	1 283	516 OTHER ORGANIC CHEMICALS	11	90	64
248 WOOD, SIMPLY WORKED	2 299	82	58	522 INORGANIC CHEM. ELEMENTS	244	1 307	911
513 CARBOXYLIC ACIDS, DERIVTS	20	184	129	523 METAL. SALTS, INORGAN. ACID	407	146	100
514 NITROGEN-FUNCT. COMPOUNDS	2	61	42	525 RADIO-ACTIVE MATERIALS	4	45	33
524 OTHER CHEMICAL COMPOUNDS	47	114	83	533 PIGMENTS, PAINTS, ETC.	7 509	6 515	4 574
533 PIGMENTS, PAINTS, ETC.	6 644	5 425	3 810	541 MEDICINES, ETC. EXC. GRP542	3	43	30
541 MEDICINES, ETC. EXC. GRP542	257	10 562	7 470	542 MEDICAMENTS	9	116	80
542 MEDICAMENTS	17	444	313	551 ESSNTL. OIL, PERFUME, FLAVR	8	51	34
553 PERFUMERY, COSMETICS, ETC.	437	2 997	2 112	553 PERFUMERY, COSMETICS, ETC.	3 633	3 236	2 291
554 SOAP, CLEANERS, POLISH, ETC	3 693	907	635	554 SOAP, CLEANERS, POLISH, ETC	1 055	289	201
571 POLYMERS OF ETHYLENE	557	145	103	571 POLYMERS OF ETHYLENE	1 225	225	162
574 POLYACETAL, POLYCARBONATE	6	65	45	574 POLYACETAL, POLYCARBONATE	3 687	2 067	1 447
575 OTH. PLASTIC, PRIMARY FORM	754	2 489	1 758	575 OTH. PLASTIC, PRIMARY FORM	7 441	3 765	2 642
581 PLASTIC TUBE, PIPE, HOSE	430	232	161	581 PLASTIC TUBE, PIPE, HOSE	166	91	64
583 MONOFILAMENT OF PLASTICS	634	237	172	582 PLASTIC PLATE, SHEETS, ETC	2 110	1 363	956
591 INSECTICIDES, ETC.	184	458	326	583 MONOFILAMENT OF PLASTICS	50	43	30
592 STARCHES, INULIN, ETC.	38	361	254	591 INSECTICIDES, ETC.	537	450	315
598 MISC. CHEMICAL PRODTS. NES	887	4 064	2 876	592 STARCHES, INULIN, ETC.	134	117	82
635 WOOD MANUFACTURES, NES	82	45	30	597 PREPRD ADDITIVES, LIQUIDS	2 159	1 653	1 155
642 PAPER, PAPERBOARD, CUT ETC	113	88	57	598 MISC. CHEMICAL PRODTS. NES	3 905	2 828	1 991
655 KNIT, CROCHET, FABRIC NES	12	88	61	621 MATERIALS OF RUBBER	32	93	65
658 TULLE, LACE, EMBROIDRY, ETC	13	322	225	629 ARTICLES OF RUBBER, NES	3 740	3 021	2 109
659 TEXTILE ARTICLES NES	336	1 659	1 155	634 VENEERS, PLWOOD, ETC.	6 696	1 235	857
663 MINERAL MANUFACTURES, NES	875	99	68	635 WOOD MANUFACTURES, NES	3 498	1 414	997
664 GLASS	144	490	345	641 PAPER AND PAPERBOARD	332	372	263
				642 PAPER, PAPERBOARD, CUT ETC	4 443	1 953	1 367
				651 TEXTILE YARN	6 056	3 519	2 488

7 IMPORTS AND EXPORTS (SPECIAL TRADE) BY COUNTRIES OF PRODUCTION AND CONSUMPTION AND BY GROUPS OF THE SITC-REV. III 1995

GROUP DESCRIPTION	DT = 100 KG	1 000 DM	1 000 \$	GROUP DESCRIPTION	DT = 100 KG	1 000 DM	1 000 \$
652 COTTON FABRICS, WOVEN	682	1 529	1 074	SWITZERLAND			
653 FABRICS, MAN-MADE FIBRES	34	108	75				
654 OTH. TEXTILE FABRIC, WOVEN	38	206	146	IMPORTS	33 742 796	28 168 188	19 704 775
655 KNIT, CROCHET, FABRIC NES	61	115	80				
656 TULLE, LACE, EMBROIDRY, ETC	63	359	255	001 LIVE ANIMALS	14 230	5 842	4 057
657 SPECIAL YARN, TEXT. FABRIC	37	93	67	011 BOVINE MEAT	3 697	2 557	1 783
658 TEXTILE ARTICLES NES	499	3 074	2 184	012 OTHER MEAT, MEAT OFFAL	7 425	2 385	1 661
659 FLOOR COVERINGS, ETC.	342	674	477	016 MEAT, ED. OFFL, DRY, SLT, SMK	2 030	5 238	3 664
661 LIME, CEMENT, CONSTR. MATRL	2 951	403	283	017 MEAT, OFFL, PRPD, PRSVD, NES	114	152	108
663 MINERAL MANUFACTURES, NES	1 277	933	653	022 MILK AND CREAM	18 688	5 178	3 578
664 GLASS	734	541	379	024 CHEESE AND CURD	114 680	142 219	99 488
665 GLASSWARE	340	229	160	025 EGGS, BIRDS, YOLKS, ALBUMIN	351	66	46
666 POTTERY	120	214	153	034 FISH, FRESH, CHILLED, FROZN	436	212	149
667 PEARLS, PRECIOUS STONES		324	228	035 FISH, DRIED, SALTED, SMOKED	108	205	143
671 PIG IRON, SPIEGELEISN, ETC	4 425	674	468	047 OTHER CEREAL MEAL, FLOURS	1 105	442	304
673 FLAT-ROLLED IRON ETC.	683	96	68	048 CEREAL PREPARATIONS	109 255	53 214	37 251
674 FLAT-ROLLED PLATED IRON	1 700	311	216	054 VEGETABLES	3 596	1 143	792
675 FLAT-ROLLED, ALLOY STEEL	1 462	1 007	709	056 VEGETABLES, PRPD, PRSVD, NES	8 595	5 189	3 628
676 IRON, STL. BAR, SHAPES ETC.	56 696	6 515	4 579	057 FRUIT, NUTS EXCL. OIL NUTS	3 265	731	511
678 WIRE OF IRON OR STEEL	12 583	2 872	2 002	058 FRUIT, PRESERVED, PREPARED	17 493	5 831	4 064
679 TUBES, PIPES, ETC. IRON, STL	7 399	2 184	1 533	059 FRUIT, VEGETABLE JUICES	161 290	20 057	14 092
682 COPPER	87	111	77	061 SUGARS, MOLASSES, HONEY	1 011	501	349
683 NICKEL	8	100	72	062 SUGAR CONFECTIONERY	30 906	29 428	20 616
684 ALUMINIUM	662	876	618	071 COFFEE, COFFEE SUBSTITUTE	2 191	3 006	2 097
685 LEAD	97	77	54	072 COCOA	764	111	75
689 MISC. NON-FERR. BASE METAL	45	892	622	073 CHOCOLATE, OTH. COCOA PREP	114 043	77 076	53 849
691 METALLIC STRUCTURES NES	2 313	1 095	767	074 TEA AND MATE	8 591	1 955	1 375
692 CONTAINERS, STORAGE, TRNSP	2 575	1 783	1 261	075 SPICES	588	644	447
694 NAILS, SCREWS, NUTS, ETC.	32 113	19 114	13 441	081 ANIMAL FEED STUFF	154 178	53 323	37 075
695 TOOLS	8 354	39 526	27 729	091 MARGARINE AND SHORTENING	1 515	457	319
696 CUTLERY	38	82	56	098 ALCOHOLIC BEVERAGES	294 434	169 064	118 175
697 HOUSEHOLD EQUIPMENT, NES	391	1 554	1 101	111 NON-ALCOHOL. BEVERAGE, NES	633 009	37 938	26 533
699 MANUFACT. BASE METAL, NES	2 376	2 884	2 024	112 ALCOHOLIC BEVERAGES	7 894	10 769	7 498
700 CPL IND PLANT (84/85/87)	2 064	2 818	2 003	121 TOBACCO, UNMANUFACTURED	10 113	6 158	4 306
713 INTRNL COMBUS PSTN ENGIN	123	784	552	122 TOBACCO, MANUFACTURED	492	1 227	866
716 ROTATING ELECTRIC PLANT	9 620	45 831	32 243	211 HIDES, SKINS (EX. FURS), RAW	71 997	29 116	20 270
718 OTH. POWR. GENRTNG. MACHNRY	99	645	454	212 FURSKINS, RAW	18	179	124
721 AGRIC. MACHINES, EX. TRACTR	279	221	155	222 OILSEED (SFT. FIX VEG. OIL)	6 141	1 097	765
722 TRACTORS	178	124	88	223 OILSEED (OTH. FIX. VEG. OIL)	964	165	117
723 CIVIL ENGINEERING EQUIPT	1 032	1 320	933	232 SYNTHETIC RUBBER, ETC.	16 938	4 441	3 116
724 TEXTILE, LEATHER MACHINES	382	1 578	1 110	245 FUEL WOOD, WOOD CHARCOAL	10 663	57	40
726 PRINTNG, BOOKBINDNG MACHS	970	1 243	884	246 WOOD IN CHIPS, PARTICLES	278 476	4 187	2 926
727 FOOD-PROCESS. MCH. NON DOM	222	936	627	247 WOOD ROUGH, ROUGH SQUARED	182 344	5 288	3 717
728 OTH. MACH. PTS, MCH. INDUST	1 202	2 840	1 973	248 WOOD, SIMPLY WORKED	82 543	8 856	6 206
731 METAL REMOVAL WORK TOOLS	1 335	2 576	1 793	251 PULP AND WASTE PAPER	588 791	31 571	22 071
733 MACH-TOOLS, METAL-WORKING	1 212	3 230	2 213	261 SILK	53	127	86
735 PARTS, NES, FOR MACH-TOOLS	806	4 438	3 115	263 COTTON	28 351	7 545	5 286
737 METALWORKING MACHNRY NES	14	319	227	265 VEGETABLE TEXTILE FIBRES	482	1 127	786
741 HEATING, COOLING EQUIP, PART	3 907	8 894	6 285	266 SYNTHETIC FIBRES	83 262	34 317	23 927
742 PUMPS FOR LIQUIDS, PARTS	90	1 067	749	267 OTHER MAN-MADE FIBRES	21 968	2 727	1 907
743 PUMPS NES, CENTRIFUGS ETC	500	2 462	1 734	268 WOOL, OTHER ANIMAL HAIR	4 035	20 449	13 985
744 MECHANICAL HANDLING EQUIP	1 545	4 057	2 799	269 WORN CLOTHING, TEXTL. ARTL	21 382	2 957	2 080
745 OTH. NONELEC MCH, TOOL, NES	574	2 470	1 735	273 STONE, SAND AND GRAVEL	296 329	6 091	4 287
746 BALL OR ROLLER BEARINGS	1 402	5 305	3 718	274 SULPHUR, UNRSTD. IRON PYRS	11 641	49	36
747 TAPS, COCKS, VALVES, ETC.	151	690	485	277 NATURAL ABRASIVES, NES	22	3 452	2 401
748 TRANSMISSIONS SHAFTS ETC	2 739	6 668	4 658	278 OTHER CRUDE MINERALS	1 327 310	5 857	4 096
749 NON-ELECT MACH. PARTS, ETC	117	1 366	985	282 FERROUS WASTE AND SCRAP	803 309	26 668	18 633
751 OFFICE MACHINES	17	78	55	285 ALUMINIUM ORE, CONCTR, ETC	297	379	266
752 AUTOMATC. DATA PROC. EQUIP	11	513	355	288 NON-FERROUS WASTE, SCRAP	520 373	119 219	83 247
759 PARTS, FOR OFFICE MACHINES	10	222	156	289 PREC. METAL ORES, CONCTR	1 622	15 721	10 921
762 RADIO-BROADCAST RECEIVER	109	608	426	291 CRUDE ANIMAL MATERLS, NES	20 519	5 179	3 611
763 SOUND RECORDER, PHONOGRPH	7	494	345	292 CRUDE VEG. MATERIALS, NES	21 980	35 996	25 190
764 TELECOMM. EQUIP. PARTS NES	364	1 174	823	321 COAL, NOT AGGLOMERATED	25 376	254	176
771 ELECT POWER MACHNRY, PARTS	707	2 943	2 085	322 BRIQUETTES, LIGNITE, PEAT	2 258	94	65
772 ELEC. SWITCH, RELAY, CIRCUIT	1 096	13 955	9 814	334 PETROLEUM PRODUCTS	2 080 142	40 111	28 047
773 ELECTR. DISTRIBUT. EQPT NES	643	953	668	335 RESIDUAL PETROL. PRODUCTS	81 574	6 118	4 295
774 ELECTRO-MEDCL. XRAY EQUIP	22	197	139	342 LIQUEFIED PROPANE, BUTANE	16 698	326	231
775 DOM. ELEC. NON-ELEC. EQUIPT	33	103	72	344 PETROLEUM GASES, NES	244	788	553
776 TRANSISTORS, VALVES, ETC.	1	455	325	351 ELECTRIC CURRENT, MWH	6 153 471	420 038	293 611
778 ELECTRIC. MACH. APPART. NES	8 110	28 211	19 808	421 FIXED VEG. FAT, OILS, SOFT	703	166	118
781 PASS. MOTOR VEHCLS. EX. BUS	466	2 099	1 464	422 FIXED VEG. FAT, OILS, OTHER	612	906	630
782 GOODS, SPCL TRANSPORT VEH	1 572	2 977	2 065	431 ANIMAL, VEG. FATS, OILS, NES	117 994	8 116	5 646
783 ROAD MOTOR VEHICLES NES	303	575	403	511 HYDROCARBONS, NES, DERIVTS	59 621	14 196	9 890
784 PARTS, TRACTORS, MOTOR VEH	4 741	3 633	2 549	512 ALCOHOL, PHENOL, ETC. DERIV	128 608	46 155	32 237
785 CYCLES, MOTORCYCLES ETC.	396	317	225	513 CARBOXYLIC ACIDS, DERIVTS	118 294	108 718	75 930
786 TRAILERS, SEMI-TRAILER, ETC	329	288	203	514 NITROGEN-FUNCT. COMPOUNDS	33 387	257 550	180 063
792 AIRCRAFT, ASSOCTD. EQUIPNT	28	766	531	515 ORGANO-INORGANIC COMPNDS	32 346	1 019 353	718 190
811 PREFABRICATED BUILDINGS	880	325	230	516 OTHER ORGANIC CHEMICALS	57 163	83 651	58 367
812 PLUMBNG, SANITRY, EQPT. ETC	230	214	152	522 INORGANIC CHEM. ELEMENTS	628 325	26 074	18 244
813 LIGHTNG FIXTURES ETC. NES	291	715	497	523 METAL, SALTS, INORGAN. ACID	470 823	21 271	14 879
821 FURNITURE, CUSHIONS, ETC.	3 760	3 170	2 221	524 OTHER CHEMICAL COMPOUNDS	32 281	5 379	3 783
831 TRUNK, SUIT-CASES, BAG, ETC	245	8 952	6 200	525 RADIO-ACTIVE MATERIALS	111	2 895	2 008
841 MENS, BOYS CLOTHNG, X-KNIT	12	123	84	531 SYNTH. COLOURS, LAKES, ETC.	93 890	266 040	186 544
842 WOMEN, GIRL CLOTHNG, X-KNIT	18	529	363	532 DYEING, TANNING MATERIALS	915	2 536	1 773
844 WOMEN, GIRLS CLOTHNG, KNIT	4	52	31	533 PIGMENTS, PAINTS, ETC.	278 632	214 110	149 574
845 OTH. TEXTILE APPAREL, NES	11	182	121	541 MEDICINES, ETC. EXC. GRP542	33 642	501 760	352 252
846 CLOTHING ACCESSRS, FABRIC	8	57	38	542 MEDICAMENTS	95 320	946 717	661 214
848 CLOTHING, NONTEXTL; HEADGEAR	12	115	79	551 ESSENT. OIL, PERFUME, FLAVR	30 843	145 128	101 369
851 FOOTWEAR	91	302	206	553 PERFUMERY, COSMETICS, ETC.	97 643	214 861	150 470
871 OPTICAL INSTRUMENTS, NES	53	647	454	554 SOAP, CLEANERS, POLISH, ETC	351 535	104 116	72 680
872 MEDICAL INSTRUMENTS NES	259	3 468	2 435	562 FERTILIZER, EXCEPT GRP272	91 626	4 777	3 367
873 METERS, COUNTERS, NES		61	42	571 POLYMERS OF ETHYLENE	60 011	15 229	10 665
874 MEASURE, CONTROL INSTRMNT	355	4 553	3 190	572 POLYMERS OF STYRENE	16 551	3 944	2 754
881 PHOTOGRAPH APPAR. ETC. NES	101	212	147	573 POLYMERS, VINYL CHLORIDE	185 108	38 567	26 719
882 PHOTO. CINEMATOGRPH. SUPPL	9	52	36	574 POLYACETAL, POLYCARBONATE	278 145	169 334	118 396
884 OPTICAL GOODS NES	33	4 544	3 188	575 OTH. PLASTIC, PRIMARY FORM	411 726	259 284	180 935
891 ARMS AND AMMUNITION	327	2 632	1 847	579 PLASTIC WASTE, SCRAP ETC	101 581	6 440	4 522
892 PRINTED MATTER	555	1 143	802	581 PLASTIC TUBE, PIPE, HOSE	95 957	167 359	117 006
893 ARTICLES, NES, OF PLASTICS	5 702	11 076	7 566	582 PLASTIC PLATE, SHEETS, ETC	571 281	346 558	242 151
894 BABY CARRIAGE, TOYS, GAMES	99	211	143	583 MONOFILAMENT OF PLASTICS	10 928	12 609	8 794
895 OFFICE, STATIONERY SUPPLS	63	61	43	591 INSECTICIDES, ETC.	76 273	118 044	83 164
896 WORKS OF ART, ANTIQUE ETC	31	4 430	3 112	592 STARCHES, INULIN, ETC.	91 220	55 235	38 653
897 GOLD, SILVERWARE, JEWEL NES	2	622	438	593 EXPLOSIVES, PYROTECHNICS	703	27 510	19 251
898 MUSICAL INSTRUMENTS, ETC.	40	478	338	597 PREPRD ADDITIVES, LIQUIDS	49 285	28 440	19 865
899 MISC MANUFACTRD GOODS NES	654	1 867	1 316	598 MISC. CHEMICAL PRODS. NES	1 249 954	229 798	159 910
961 COIN NONGOLD NONCURRENT	16	169	119	611 LEATHER	4 055	7 500	5 244
972 MONETARY GOLD, GOLD COINS		127	86	612 MANUFACT. LEATHER ETC. NES	403	3 327	2 338
				613 FURSKINS, TANNED, DRESSED	71	855	595

7 IMPORTS AND EXPORTS (SPECIAL TRADE) BY COUNTRIES OF PRODUCTION AND CONSUMPTION AND BY GROUPS OF THE SITC-REV. III 1995

GROUP DESCRIPTION	DT = 100 KG	1 000 DM	1 000 \$	GROUP DESCRIPTION	DT = 100 KG	1 000 DM	1 000 \$
621 MATERIALS OF RUBBER	56 524	34 269	23 935	845 OTHR.TEXTILE APPAREL,NES	7 237	79 374	55 489
625 RUBBER TYRES,TUBES,ETC.	72 034	9 059	6 345	846 CLOTHING ACCESSRS,FABRIC	3 054	44 222	30 939
629 ARTICLES OF RUBBER, NES	16 457	60 554	42 344	848 CLOTHING,NONXTL;HEADGEAR	4 990	12 328	8 592
633 CORK MANUFACTURES	295	201	138	851 FOOTWEAR	10 152	48 460	33 680
634 VENEERS, PLYWOOD, ETC.	1 758 336	153 986	107 724	871 OPTICAL INSTRUMENTS,NES	1 063	44 118	30 812
635 WOOD MANUFACTURES, NES	96 790	63 210	44 160	872 MEDICAL INSTRUMENTS' NES	27 860	261 310	182 533
641 PAPER AND PAPERBOARD	3 610 547	550 516	385 226	873 METERS,COUNTERS,NES	4 654	38 193	26 711
642 PAPER,PAPERBOARD,CUT ETC	536 597	186 000	130 105	874 MEASURE,CONTROL INSTRMNT	33 244	851 950	595 230
651 TEXTILE YARN	145 973	204 736	142 814	881 PHOTOGRAPH APPAR,ETC,NES	1 378	30 229	21 179
652 COTTON FABRICS, WOVEN	33 620	131 935	92 196	882 PHOTO.CINEMATOGRPH. SUPPL	15 725	64 942	45 324
653 FABRICS,MAN-MADE FIBRES	19 154	106 332	74 440	883 CINE.FILM EXPOSD.DEVELOPD	24	472	331
654 OTH.TEXTILE FABRIC,WOVEN	15 676	43 231	30 314	884 OPTICAL GOODS NES	1 360	136 064	95 072
655 KNIT.CROCHET.FABRIC NES	20 805	56 351	39 403	885 WATCHES AND CLOCKS	8 879	825 975	578 095
656 TULLE,LACE,EMBROIDRY,ETC	10 818	76 553	53 617	891 ARMS AND AMMUNITION	587	17 904	12 519
657 SPECIAL YARN,TXTL.FABRIC	40 025	143 017	99 991	892 PRINTED MATTER	320 746	277 481	193 723
658 TEXTILE ARTICLES NES	19 932	72 144	50 581	893 ARTICLES,NES,OF PLASTICS	436 658	494 061	345 547
659 FLOOR COVERINGS, ETC.	58 498	74 432	51 929	894 BABY CARRIAGE,TOYS,GAMES	86 808	189 998	133 610
661 LIME,CEMENT,CONSTR.MATRL	473 371	25 201	17 688	895 OFFICE,STATIONERY SUPPLS	8 874	51 579	36 160
662 CLAY,REFRCT.CONSTR.MATRL	417 185	28 490	19 944	896 WORKS OF ART,ANTIQUE ETC	1 580	116 920	82 075
663 MINERAL MANUFACTURES,NES	138 377	78 974	55 193	897 GOLD,SILVERWARE,JEWEL NES	262	45 498	31 885
664 GLASS	382 371	56 222	39 321	898 MUSICAL INSTRUMENTS,ETC.	14 190	101 043	70 508
665 GLASSWARE	119 048	27 017	18 876	899 MISC MANUFCTRD GOODS NES	44 696	334 618	234 007
666 POTTERY	3 047	6 498	4 554	961 COIN NONGOLD NONCURRENT	149	11 983	8 391
667 PEARLS,PRECIOUS STONES	132	44 906	31 453	971 GOLD,NONMONTY EXCL ORES	215	311 967	218 204
671 PIG IRON, SPIEGELEISN,ETC	2 224	1 269	880	972 MONETARY GOLD,GOLD COINS	7	14 544	10 201
672 INGOTS ETC.IRON OR STEEL	1 779	1 255	883	EXPORTS	119 868 656	39 680 497	27 727 449
673 FLAT-ROLLED IRON ETC.	504 602	47 141	33 079	001 LIVE ANIMALS	20 556	20 452	14 292
674 FLAT-ROLLED PLATED IRON	44 736	9 222	6 437	011 BOVINE MEAT	1 810	1 032	713
675 FLAT-ROLLED, ALLOY STEEL	24 808	13 288	9 292	012 OTHER MEAT, MEAT OFFAL	14 577	11 696	8 180
676 IRON,STL,BAR,SHAPES ETC.	2 677 328	227 667	158 734	016 MEAT,ED.OFFL,DRY,SLT,SMK	172	254	175
677 RAILWAY TRACK IRON,STEEL	7 035	3 198	2 229	017 MEAT,OFFL,PRPD,PRSD,NES	25 085	18 514	12 933
678 WIRE OF IRON OR STEEL	117 595	30 792	21 559	022 MILK AND CREAM	43 010	11 825	8 271
679 TUBES,PIPES,ETC.IRON,STL	1 304 006	325 277	227 216	023 BUTTER,OTHER FAT OF MILK	4 997	1 973	1 379
681 SILVER,PLATINUM,ETC.	2 774	185 635	129 901	024 CHEESE AND CURD	16 074	15 322	10 708
682 COPPER	144 181	129 373	90 403	025 EGGS,BIRDS,YOLKS,ALBUMIN	100 264	17 834	12 440
683 NICKEL	1 739	4 221	2 893	034 FISH,FRESH,CHILLED,FROZN	10 565	11 492	8 058
684 ALUMINIUM	543 146	422 724	296 051	035 FISH,DRIED,SALTED,SMOKED	473	1 259	874
685 LEAD	3 380	388	272	036 CRUSTACEANS,MOLLUSCS ETC	2 724	3 980	2 788
686 ZINC	1 385	660	469	037 FISH ETC.PRPD,PRSD,NES	12 395	10 127	7 069
687 TIN	56	65	47	041 WHEAT, MESLIN, UNMILLED	49 951	1 284	899
688 MISC.NON-FERR.BASE METAL	2 860	3 173	2 210	042 RICE	8 954	701	489
691 METALLIC STRUCTURES NES	537 130	264 874	185 236	043 BARLEY, UNMILLED	223 679	4 525	3 228
692 CONTAINERS, STORAGE,TRNSP	94 315	63 186	44 260	044 MAIZE UNMILLED	10 419	3 296	2 267
693 WIRE PRODUCTS EXCL.ELECT	8 602	12 249	8 549	045 OTHER CEREALS, UNMILLED	6 962	1 060	739
694 NAILS,SCREWS,NUTS,ETC.	113 148	228 380	159 577	046 MEAL,FLOUR OF WHEAT,MSLN	4 577	372	256
695 TOOLS	43 727	392 117	273 800	047 OTHER CEREAL MEAL,FLOURS	3 228	340	239
696 CUTLERY	4 185	45 200	31 521	048 CEREAL PREPARATIONS	479 302	93 884	65 796
697 HOUSEHOLD EQUIPMENT,NES	51 524	80 165	56 063	049 VEGETABLES	41 177	12 937	9 039
699 MANUFACTS.BASE METAL,NES	313 071	425 785	297 870	056 VEGETABLES,PRPD,PRSD,NES	45 323	26 781	18 657
711 STEAM GENER. BOILERS,ETC.	833	3 903	2 745	057 FRUIT,NUTS EXCL.OIL NUTS	29 012	10 476	7 342
712 STEAM TURBINES	11 546	63 088	43 930	058 FRUIT,PRESERVED,PREPARED	41 894	18 248	12 763
713 INTRNL COMBUS PSTN ENGIN	43 203	83 169	58 187	059 FRUIT, VEGETABLE JUICES	18 535	5 420	3 792
714 ENGINES,MOTORS NON-ELECT	14 626	137 871	96 493	061 SUGARS,MOLASSES,HONEY	1 329 475	65 650	45 785
716 ROTATING ELECTRIC PLANT	143 778	367 496	257 251	062 SUGAR CONFECTIONERY	35 372	20 163	14 043
718 OTH.PQWR.GENRTNG.MACHNRY	15 007	59 202	41 405	071 COFFEE,COFFEE SUBSTITUTE	15 559	15 784	11 003
721 AGRIC.MACHINES,EX.TRACTR	12 232	22 173	15 468	072 COCOA	16 678	8 777	6 120
722 TRACTORS	2 576	6 070	4 215	073 CHOCOLATE,OTH.COCOA PREP	63 268	42 545	29 576
723 CIVIL ENGINEERING EQUIPT	54 346	56 101	39 183	074 TEA AND MATE	3 465	4 193	2 925
724 TEXTILE,LEATHER MACHINES	86 145	288 345	201 536	075 SPICES	5 797	5 449	3 808
725 PAPER,PULP MILL MACHINES	35 593	139 526	97 720	081 ANIMAL FEED STUFF	885 237	92 819	64 572
726 PRINTING,BOOKBINDING MACHS	150 258	523 385	366 391	091 MARGARINE AND SHORTENING	7 581	2 052	1 446
727 FOOD-PROCESS.MCH.NON DOM	16 009	64 054	44 838	098 EDIBLE PROD.PREPRTRS,NES	165 507	160 409	112 194
728 OTH.MACH.PTS,SPCL INDUST	172 495	733 454	513 807	111 NON-ALCOHOL.BEVERAGE,NES	131 573	17 989	12 147
731 METAL REMOVAL WORK TOOLS	91 053	539 515	377 278	112 ALCOHOLIC BEVERAGES	204 055	41 882	29 278
733 MACH-TOOLS,METAL-WORKING	35 848	138 760	97 268	121 TOBACCO, UNMANUFACTURED	47 192	32 222	22 510
735 PARTS,NES,FOR MACH-TOOLS	51 316	271 236	189 768	122 TOBACCO, MANUFACTURED	8 626	12 197	8 538
737 METALWORKING MACHNRY NES	24 476	155 393	108 659	123 HIDES,SKINS(EX.FURS),RAW	9 965	3 201	2 234
741 HEATING,COOLING EQUIP,PART	105 772	336 208	235 550	124 FURSKINS, RAW	184	5 110	3 495
742 PUMPS FOR LIQUIDS,PARTS	68 936	220 688	154 422	212 OILSEED(SFT.FIX VEG.OIL)	6 522	1 983	1 383
743 PUMPS NES,CENTRIFUGS ETC	65 070	255 718	178 825	223 OILSEED(OTH.FIX.VEG.OIL)	3 355	815	567
744 MECHANICAL HANDLING EQUIP	90 104	208 327	145 811	231 NATURAL RUBBER, ETC.	6 589	2 095	1 464
745 OTH.NONELEC MCH,TOOL,NES	76 858	413 161	288 986	232 SYNTHETIC RUBBER, ETC.	96 165	18 841	13 197
746 BALL OR ROLLER BEARINGS	20 544	49 038	34 330	245 FUEL WOOD, WOOD CHARCOAL	2 121	148	102
747 TAPS,COCKS,VALVES,ETC.	53 442	347 088	242 791	246 WOOD IN CHIPS, PARTICLES	2 240 336	17 023	11 893
748 TRANSMISSIONS SHAFTS ETC	72 273	150 892	105 466	247 WOOD ROUGH,ROUGH SQUARED	1 109 894	15 376	10 789
749 NON-ELECT MACH.PARTS,ETC	72 237	166 055	116 184	248 WOOD, SIMPLY WORKED	772 407	88 470	61 871
751 OFFICE MACHINES	7 064	93 526	65 719	251 PULP AND WASTE PAPER	1 778 154	125 512	88 004
752 AUTOMATC.DATA PROC.EQUIP	4 518	125 345	87 464	252 SILK	299	394	280
759 PARTS,FOR OFFICE MACHINES	7 871	105 027	73 445	263 COTTON	23 427	6 090	4 260
761 TELEVISION RECEIVERS ETC	2 078	4 580	3 192	265 VEGETABLE TEXTILE FIBRES	649	630	428
762 RADIO-BROADCAST RECEIVER	54	511	357	266 SYNTHETIC FIBRES	25 378	13 091	9 125
763 SOUND RECORDER,PHONOGRPH	583	8 855	6 184	267 OTHER MAN-MADE FIBRES	59 661	30 247	21 026
764 TELECOMM.EQUIP.PARTS NES	14 837	349 655	244 507	268 WOOL, OTHER ANIMAL HAIR	30 955	39 246	27 287
771 ELECT POWER MACHNRY,PARTS	64 819	164 658	115 027	269 WORN CLOTHING,TEXTL.ARTL	9 584	1 025	717
772 ELEC.SWITCH.RELAY.CIRCUT	79 954	869 218	607 996	272 FERTILIZERS, CRUDE	34 275	2 024	1 428
773 ELECTR DISTRIB.EQPT NES	117 826	254 039	177 654	273 STONE, SAND AND GRAVEL	19 019 587	56 123	39 421
774 ELECTRO-MEDCL,XRAY EQUIP	1 341	37 508	26 256	274 SULPHUR,UNRSTD.IRON PYRS	330 367	4 392	3 079
775 DOM.ELEC,NON-ELEC.EQUIPT	57 468	152 707	106 759	277 NATURAL ABRASIVES, NES	97 122	9 498	6 656
776 TRANSISTORS,VALVES,ETC.	995	79 492	55 502	278 OTHER CRUDE MINERALS	3 262 509	31 602	22 163
778 ELECTRIC.MACH.APPT.NES	152 582	714 917	499 114	281 IRON ORE, CONCENTRATES	192 355	689	466
781 PASS.MOTOR VEHCLS.EX.BUS	13 558	20 050	14 009	282 FERROUS WASTE AND SCRAP	476 846	11 698	8 216
782 GOODS,SPCL TRANSPORT VEH	88 954	206 740	144 396	283 ALUMINIUM ORE,CONCTR,ETC	93 792	5 100	3 595
783 ROAD MOTOR VEHICLES NES	17 858	41 236	28 910	287 ORE,CONCENTR.BASE METALS	475	43	30
784 PARTS,TRACTORS,MOTOR VEH	218 719	230 997	161 240	288 NON-FERROUS WASTE,SCRAP	135 623	37 099	26 012
785 CYCLES,MOTORCYCLES ETC.	12 842	44 718	31 222	289 PREC.METAL ORES,CONCTRSTS	595	2 082	1 465
786 TRAILERS,SEMI-TRAILR,ETC	13 761	12 268	8 568	291 CRUDE ANIMAL MATERLS,NES	25 436	20 448	14 278
791 RAILWAY VEHICLES,EQUIPNT	37 962	64 260	44 869	292 CRUDE VEG.MATERIALS, NES	179 999	119 625	83 543
792 AIRCRAFT,ASSOCTD.EQUIPNT	658	32 612	22 819	321 COAL,NOT AGGLOMERATED	109 804	3 008	2 119
793 SHIP,BOAT,FLOAT,STRUCTRS	8 320	6 303	4 491	322 BRIQUETTES,LIGNITE,PEAT	1 467 016	22 921	16 064
811 PREFABRICATED BUILDINGS	12 868	4 944	3 476	325 COKE,SEMI-COKE,RET.CARBON	218 880	6 630	4 638
812 PLUMBING,SANITTRY,EQPT,ETC	200 802	186 206	130 024	326 PETROLEUM PRODUCTS	20 847 674	626 940	437 599
813 LIGHTING FIXTURES ETC.NES	16 229	54 908	38 302	335 RESIDUAL PETROL.PRODUCTS	1 547 453	49 597	34 832
821 FURNITURE,CUSHIONS,ETC.	288 429	364 418	254 734	342 LIQUEFIED PROPANE,BUTANE	275 949	9 659	6 731
831 TRUNK,SUIT-CASES,BAG,ETC	18 791	24 877	17 487	344 PETROLEUM GASES, NES	5 122	90	62
841 MENS,BOYS CLOTHING,X-KNIT	2 800	38 677	26 935	351 ELECTRIC CURRENT,MWH	3 053 199	121 971	85 222
842 WOMEN,GIRL CLOTHING,XKNIT	3 511	64 311	44 800	411 ANIMAL OILS AND FATS	54 629	5 142	3 584
843 MENS,BOYS CLOTHING,KNIT	3 138	26 277	18 378				
844 WOMEN,GIRLS CLOTHING,KNIT	5 991	64 499	44 981				

7 IMPORTS AND EXPORTS (SPECIAL TRADE) BY COUNTRIES OF PRODUCTION AND CONSUMPTION AND BY GROUPS OF THE SITC-REV. III 1995

GROUP DESCRIPTION	DT = 100 KG	1 000 DM	1 000 \$	GROUP DESCRIPTION	DT = 100 KG	1 000 DM	1 000 \$
421 FIXED VEG.FAT,OILS, SOFT	101 091	11 402	8 026	741 HEATING,COOLING EQUIP,PART	159 080	379 310	265 008
422 FIXED VEG.FAT,OILS,OTHER	26 260	5 287	3 692	742 PUMPS FOR LIQUIDS,PARTS	61 225	210 943	147 505
431 ANIMAL,VEG.FATS,OILS,NES	51 288	13 141	9 203	743 PUMPS NES,CENTRIFUGS ETC	109 951	335 547	234 730
511 HYDROCARBONS,NES,DERIVTS	470 897	57 354	40 155	744 MECHANICAL HANDLING EQUIP	205 501	331 935	232 273
512 ALCOHOL,PHENOL,ETC.DERIV	670 302	135 728	94 684	745 OTH.NONELEC MCH,TOOL,NES	78 560	352 146	245 968
513 CARBOXYLIC ACIDS,DERIVTS	683 857	177 914	124 327	746 BALL OR ROLLER BEARINGS	26 511	117 062	81 842
514 NITROGEN-FUNCT.COMPOUNDS	390 764	277 939	194 207	747 TAPS,COCKS,VALVES,ETC.	67 105	277 980	194 485
515 ORGANO-INORGANIC COMPOUNDS	174 234	302 537	210 684	748 TRANSMISSIONS SHAFTS ETC	86 052	204 798	143 282
516 OTHER ORGANIC CHEMICALS	729 219	246 636	172 219	749 NON-ELECT MACH,PARTS,ETC	63 590	352 133	246 151
522 INORGANIC CHEM.ELEMENTS	562 229	85 758	59 951	751 OFFICE MACHINES	9 326	84 382	58 857
523 METAL.SALTS,INORGAN.ACID	644 799	54 242	37 873	752 AUTOMATC.DATA PROC.EQUIP	35 093	618 783	431 714
524 OTHER CHEMICAL COMPOUNDS	59 600	35 873	25 099	759 PARTS,FOR OFFICE MACHINS	20 430	551 135	380 896
525 RADIO-ACTIVE MATERIALS	116	943	654	761 TELEVISION RECEIVERS ETC	32 885	97 651	68 094
531 SYNTH.COLOURS,LAKES,ETC.	77 049	237 321	166 029	762 RADIO-BROADCAST RECEIVER	2 854	21 878	15 290
532 DYEING,TANNING MATERIALS	7 442	2 816	1 969	763 SOUND RECORDER,PHONOGRPH	5 571	51 214	35 710
533 PIGMENTS, PAINTS, ETC.	1 318 969	326 145	228 084	764 TELECOMM.EQUIP,PARTS NES	26 575	530 035	370 425
541 MEDICINES,ETC.EXC.GRP542	25 497	292 068	204 358	771 ELECT POWER MACHNRY,PARTS	62 610	234 859	164 232
542 MEDICAMENTS	80 368	1 346 285	939 485	772 ELECT.SWITCH.RELAY.CIRCUT	128 433	871 731	609 394
551 ESSENTL.OIL,PERFUME,FLAVR	11 586	34 142	23 803	773 ELECTR.DISTRIBT.EQPT NES	139 801	155 850	108 983
553 PERFUMERY,COSMETICS,ETC.	106 778	168 608	117 853	774 ELECTRO-MEDCL,XRAY EQUIP	4 670	94 380	65 940
554 SOAP,CLEANERS,POLISH,ETC	557 375	147 661	103 182	775 DOM.ELEC,NON-ELEC.EQUIPT	248 845	453 530	318 847
562 FERTILIZER,EXCEPT GRP272	614 328	21 036	14 639	776 TRANSISTORS,VALVES,ETC.	3 253	204 747	143 041
571 POLYMERS OF ETHYLENE	628 586	102 023	71 261	778 ELECTRIC.MACH.APPART.NES	156 299	648 985	453 520
572 POLYMERS OF STYRENE	439 311	107 062	74 514	781 PASS.MOTOR VEHCLS.EX.BUS	1 110 034	2 932 489	2 049 349
573 POLYMERS,VINYL CHLORIDE	252 898	59 683	41 721	782 GOODS,SPCL TRANSPORT VEH	268 478	505 297	353 874
574 POLYACETAL,POLYCARBONATE	473 907	201 889	141 121	783 ROAD MOTOR VEHICLES NES	60 286	182 456	127 202
575 OTH.PLASTIC,PRIMARY FORM	1 057 708	393 907	274 900	784 PARTS,TRACTORS,MOTOR VEH	243 681	499 961	349 723
579 PLASTIC WASTE, SCRAP ETC	40 134	2 735	1 904	785 CYCLES,MOTORCYCLES ETC.	15 265	49 950	35 074
581 PLASTIC TUBE,PIPE,HOSE	125 456	116 314	81 294	786 TRAILERS,SEMI-TRAILR,ETC	158 609	168 361	117 981
582 PLASTIC PLATE,SHEETS,ETC	618 269	394 988	276 323	791 RAILWAY VEHICLES.EQUIPNT	88 768	178 889	125 150
583 MONOFILAMENT OF PLASTICS	124 532	77 661	54 361	792 AIRCRAFT, ASSOCTD.EQUIPNT	3 903	554 424	386 415
591 INSECTICIDES, ETC.	36 319	39 469	27 509	793 SHIP,BOAT,FLOAT.STRUCTRS	9 377	24 550	17 249
592 STARCHES,INULIN,ETC.	379 403	71 883	50 322	811 PREFABRICATED BUILDINGS	126 424	44 353	31 187
593 EXPLOSIVES,PYROTECHNICS	4 839	16 218	11 450	812 PLUMBING,SANITRY,EQPT.ETC	92 583	95 355	66 760
597 PREPRED ADDITIVES,LIQUIDS	111 435	41 761	29 220	813 LIGHTING FIXTURES ETC.NES	41 550	126 381	88 358
598 MISC.CHEMICAL PRODS.NES	3 349 603	404 036	282 616	821 FURNITURE,CUSHIONS,ETC.	1 056 322	936 491	655 256
600 CPL IND PLANT CHAP 69-76	49	95	64	831 TRUNK,SUIT-CASES,BAG,ETC	16 057	67 343	47 151
611 LEATHER	6 436	20 317	14 194	841 MENS,BOYS CLOTHING,X-KNIT	27 618	246 232	171 198
612 MANUFACT. LEATHER ETC.NES	1 702	10 268	7 181	842 WOMEN,GIRL CLOTHING,XKNIT	33 641	509 096	352 902
613 FURSKINS,TANNED,DRESSED	174	3 396	2 364	843 MENS,BOYS CLOTHING,KNIT	2 585	17 061	11 878
621 MATERIALS OF RUBBER	111 491	69 847	48 839	844 WOMEN,GIRLS CLOTHING,KNIT	9 976	90 669	63 130
625 RUBBER TYRES,TUBES,ETC.	165 522	142 891	100 093	845 OTHR.TEXTILE APPAREL,NES	26 515	256 012	178 188
629 ARTICLES OF RUBBER, NES	35 756	75 411	52 743	846 CLOTHING ACCESSRS,FABRIC	8 736	57 555	40 069
633 CORK MANUFACTURES	1 683	4 812	3 370	848 CLOTHING,NONXTL;HEADGEAR	16 846	83 018	57 971
634 VENEERS, PLYWOOD, ETC.	898 825	124 025	86 746	851 FOOTWEAR	32 574	167 244	116 700
635 WOOD MANUFACTURES, NES	633 616	191 345	133 866	871 OPTICAL INSTRUMENTS,NES	4 354	80 297	56 138
641 PAPER AND PAPERBOARD	3 022 282	604 660	422 884	872 MEDICAL INSTRUMENTS NES	18 522	163 976	114 802
642 PAPER,PAPERBOARD,CUT ETC	1 198 359	496 786	347 489	873 METERS,COUNTERS,NES	5 646	39 386	27 581
651 TEXTILE YARN	110 796	144 856	101 016	874 MEASURE,CONTROL INSTRMNT	30 562	610 360	426 709
652 COTTON FABRICS, WOVEN	24 503	63 769	44 471	881 PHOTOGRAPH APPAR.ETC.NES	4 984	47 204	33 058
653 FABRICS,MAN-MADE FIBRES	47 826	127 299	88 926	882 PHOTO.CINEMATOGRPH.SUPPL	43 339	92 971	65 125
654 OTH.TEXTILE FABRIC,WOVEN	24 168	48 165	33 762	883 CINE.FILM EXPOSD.DEVELOPD	93	834	580
655 KNIT.CROCHET.FABRIC NES	24 866	59 184	41 352	884 OPTICAL GOODS NES	1 234	105 343	73 842
656 TULLE,LACE,EMBROIDRY,ETC	7 735	23 337	16 307	885 WATCHES AND CLOCKS	5 916	193 253	135 015
657 SPECIAL YARN,TXTL.FABRIC	81 975	142 249	99 442	891 ARMS AND AMMUNITION	3 774	34 044	23 851
658 TEXTILE ARTICLES NES	48 063	123 208	86 266	892 PRINTED MATTER	892 347	989 236	690 401
659 FLOOR COVERINGS, ETC.	69 454	97 657	68 366	893 ARTICLES,NES,OF PLASTICS	674 178	674 551	471 506
661 LIME,CEMENT,CONSTR.MATRL	1 135 534	58 235	40 808	894 BABY CARRIAGE,TOYS,GAMES	105 593	238 892	167 136
662 CLAY,REFRCT.CONSTR.MATRL	880 199	68 460	47 941	895 OFFICE,STATIONERY SUPPLS	29 143	85 480	59 708
663 MINERAL MANUFACTURES,NES	2 954 817	220 476	154 201	896 WORKS OF ART,ANTIQUE ETC	1 717	522 811	365 973
664 GLASS	442 741	129 661	90 733	897 GOLD,SILVERWARE,JEWEL NES	674	284 893	199 765
665 GLASSWARE	382 315	114 486	80 059	898 MUSICAL INSTRUMENTS,ETC.	50 298	313 673	218 969
666 POTTERY	54 029	62 680	43 839	899 MISC MANUFACTRD GOODS NES	79 536	145 941	102 059
667 PEARLS,PRECIOUS STONES	107	83 321	58 661	941 COMPL IND PLANT CHAPT 99	341	764	539
671 PIG IRON,SPIEGELEISN,ETC	90 561	10 006	6 991	961 COIN NONGOLD NONCURRENT	39	2 125	1 481
672 INGOTS ETC. IRON OR STEEL	784 377	58 933	41 416	971 GOLD,NONMONTY EXCL ORES	390	300 472	210 446
673 FLAT-ROLLED IRON ETC.	2 885 699	253 799	177 399	972 MONETARY GOLD,GOLD COINS	72	38 511	27 047
674 FLAT-ROLLED PLATED IRON	854 167	106 891	74 391				
675 FLAT-ROLLED, ALLOY STEEL	630 365	207 546	145 175	FAEROE IS			
676 IRON, STL.BAR,SHAPES ETC.	1 900 366	249 456	174 625	IMPORTS	48 724	21 081	14 765
677 RAILWAY TRACK IRON,STEEL	144 253	23 677	16 647				
678 WIRE OF IRON OR STEEL	227 386	53 276	37 262	034 FISH,FRESH,CHILLED,FROZN	46 799	19 542	13 684
679 TUBES,PIPES,ETC. IRON,STL	639 999	245 744	171 949	035 FISH,DRIED,SALTED,SMOKED	70	134	95
681 SILVER,PLATINUM,ETC.	618	122 419	85 155	036 CRUSTACEANS,MOLLUSCS ETC	104	50	35
682 COPPER	595 334	412 872	288 555	037 FISH ETC.PREPD,PRVSD,NES	309	193	136
683 NICKEL	7 215	20 613	14 422	054 VEGETABLES	464	64	45
684 ALUMINIUM	552 464	319 912	223 799	211 HIDES,SKINS(EX.FURS),RAW	600	249	176
685 LEAD	21 293	3 195	2 249	811 PREFABRICATED BUILDINGS	290	210	144
686 ZINC	70 515	24 473	17 103	896 WORKS OF ART,ANTIQUE ETC	1	568	399
687 TIN	2 439	2 568	1 790				
689 MISC.NON-FERR.BASE METAL	7 374	6 618	4 647	EXPORTS	8 305	3 563	2 476
691 METALLIC STRUCTURES NES	690 346	333 964	233 993				
692 CONTAINERS, STORAGE, TRNSP	118 107	80 424	56 327	292 CRUDE VEG.MATERIALS, NES	30	94	67
693 WIRE PRODUCTS EXCL.ELECT	126 982	37 025	25 914	515 ORGANO-INORGANIC COMPOUNDS	5	52	36
694 NAILS,SCREWS,NUTS,ETC.	176 933	157 247	109 993	582 PLASTIC PLATE,SHEETS,ETC	178	166	112
695 TOOLS	68 951	305 156	213 302	583 MONOFILAMENT OF PLASTICS	165	124	89
696 CUTLERY	9 247	59 499	37 427	592 STARCHES,INULIN,ETC.	4 674	563	394
697 HOUSEHOLD EQUIPMENT,NES	110 285	128 426	89 791	629 ARTICLES OF RUBBER, NES	29	160	113
699 MANUFACTS.BASE METAL,NES	511 471	574 234	401 893	634 VENEERS, PLYWOOD, ETC.	890	44	31
700 CPL IND PLANT (84/85/87)	4 270	11 048	7 698	641 PAPER AND PAPERBOARD	76	59	41
711 STEAM GENER. BOILERS,ETC.	16 469	17 469	12 216	659 FLOOR COVERINGS, ETC.	276	177	125
712 STEAM TURBINES	23 373	70 633	49 501	684 ALUMINIUM	50	82	57
713 INTRNL COMBUS PSTN ENGIN	48 142	93 779	65 612	693 WIRE PRODUCTS EXCL.ELECT	166	56	38
714 ENGINES,MOTORS NON-ELECT	11 001	171 899	120 266	699 MANUFACTS.BASE METAL,NES	78	170	119
716 ROTATING ELECTRIC PLANT	108 431	322 588	225 763	727 FOOD-PROCESS.MCH.NON DOM	12	155	110
718 OTH.POWR.GENRTNG.MACHNRY	10 081	123 010	85 544	749 NON-ELECT MACH.PARTS,ETC	13	71	51
721 AGRIC.MACHINES,EX.TRACTR	75 318	109 384	76 647	764 TELECOMM.EQUIP,PARTS NES	14	187	133
722 TRACTORS	31 044	50 145	35 094	775 DOM.ELEC,NON-ELEC.EQUIPT	50	89	62
723 CIVIL ENGINEERING EQUIPT	173 617	219 696	153 893	813 LIGHTING FIXTURES ETC.NES	7	55	38
724 TEXTILE,LEATHER MACHINES	77 698	193 998	135 584	874 MEASURE,CONTROL INSTRMNT	1	55	39
725 PAPER,PULP MILL MACHINES	43 831	104 392	73 135	893 ARTICLES,NES,OF PLASTICS	632	292	202
726 PRINTING,BOOKBINDING MACHS	130 986	276 877	193 589	894 BABY CARRIAGE,TOYS,GAMES	5	46	32
727 FOOD-PROCESS.MCH.NON DOM	13 632	56 361	39 396	898 MUSICAL INSTRUMENTS,ETC.	17	151	106
728 OTH.MACH,PTS,SPCL INDUST	187 964	600 299	419 894				
731 METAL REMOVAL WORK TOOLS	74 517	257 627	180 380				
733 MACH-TOOLS,METAL-WORKING	34 302	84 493	59 133				
735 PARTS,NES,FOR MACH-TOOLS	48 982	176 672	123 541				
737 METALWORKING MACHNRY NES	22 850	82 674	57 788				

7 IMPORTS AND EXPORTS (SPECIAL TRADE) BY COUNTRIES OF PRODUCTION AND CONSUMPTION AND BY GROUPS OF THE SITC-REV. III 1995

GROUP DESCRIPTION	DT = 100 KG	1 000 DM	1 000 \$	GROUP DESCRIPTION	DT = 100 KG	1 000 DM	1 000 \$
ANDORRA				061 SUGARS,MOLASSES,HONEY			
IMPORTS	1 880	2 568	1 818	112 ALCOHOLIC BEVERAGES	4 740	295	208
541 MEDICINES,ETC,EXC.GRP542	28	55	39	122 TOBACCO, MANUFACTURED	7 809	1 129	796
667 PEARLS,PRECIOUS STONES		72	47	334 PETROLEUM PRODUCTS	52	101	70
728 OTH.MACH,PTS,SPCL INDUST	35	119	84	553 PERFUMERY,COSMETICS,ETC.	253 678	5 986	3 907
752 AUTOMATC.DATA PROC.EQUIP	3	119	80	642 PAPER,PAPERBOARD,CUT ETC	141	469	327
759 PARTS,FOR OFFICE MACHINS	1	108	78	665 GLASSWARE	547	280	195
773 ELECTR.DISTRIB.EQPT NES	1 555	1 155	831	711 STEAM GENER. BOILERS,ETC.	50	54	38
778 ELECTRIC.MACH.APPART.NES	3	164	117	712 STEAM TURBINES	17	55	38
781 PASS.MOTOR VEHCLS.EX.BUS	52	67	47	713 INTRNL COMBUS PSTN ENGIN	136	555	384
784 PARTS,TRACTORS,MOTOR VEH	38	136	94	716 ROTATING ELECTRIC PLANT	34	52	38
851 FOOTWEAR	11	54	38	743 PUMPS NES,CENTRIFUGS ETC	22	170	117
897 GOLD,SILVERWARE,JEWEL NES		47	34	745 OTH.NONELEC MCH, TOOL,NES	29	196	142
961 COIN NONGOLD NONCURRENT	2	129	91	747 TAPS,COCKS,VALVES,ETC.	9	151	107
972 MONETARY GOLD,GOLD COINS		50	35	764 TELECOMM.EQUIP.PARTS NES	15	504	357
				778 ELECTRIC.MACH.APPART.NES	120	180	120
				781 PASS.MOTOR VEHCLS.EX.BUS	783	1 847	1 291
				783 ROAD MOTOR VEHICLES NES	285	649	449
EXPORTS	32 410	62 428	43 383	784 PARTS,TRACTORS,MOTOR VEH	8	51	33
001 LIVE ANIMALS	298	51	37	786 TRAILERS,SEMI-TRAILR,ETC	325	967	604
011 BOVINE MEAT	320	342	239	842 WOMEN,GIRL CLOTHNG,XKNIT	1	180	107
017 MEAT,OFFL.PRPD,PRSD,NES	414	295	207	871 OPTICAL INSTRUMENTS,NES		64	46
024 CHEESE AND CURD	303	195	137	872 MEDICAL INSTRUMENTS NES	1	46	32
056 VEGETABLES,PRPD,PRSD,NES	146	56	39	873 METERS,COUNTERS,NES	23	99	70
062 SUGAR CONFECTIONERY	188	115	82	885 WATCHES AND CLOCKS	1	58	39
071 COFFEE,COFFEE SUBSTITUTE	84	61	40	891 ARMS AND AMMUNITION	2	85	58
073 CHOCOLATE,OTH.COCOA PREP	997	701	489	894 BABY CARRIAGE,TOYS,GAMES	18	96	68
112 ALCOHOLIC BEVERAGES	1 071	184	131	895 OFFICE,STATIONERY SUPPLS	1	51	35
122 TOBACCO, MANUFACTURED	8 300	17 687	12 104	898 MUSICAL INSTRUMENTS,ETC.	2	48	36
267 OTHER MAN-MADE FIBRES	2 769	1 522	1 064	971 GOLD,NONMONTRY EXCL ORES		1 002	705
523 METAL.SALTS,INORGAN.ACID	28	100	70				
542 MEDICAMENTS	4	70	50	VATICAN CITY			
553 PERFUMERY,COSMETICS,ETC.	2 350	9 145	6 426	IMPORTS	41	762	542
554 SOAP,CLEANERS,POLISH,ETC	68	80	52				
582 PLASTIC PLATE,SHEETS,ETC	1 025	646	451	695 TOOLS	1	227	163
613 FURSKINS,TANNED,DRESSED		60	40	896 WORKS OF ART,ANTIQUE ETC	4	422	302
635 WOOD MANUFACTURES, NES	155	100	70	961 COIN NONGOLD NONCURRENT		80	56
641 PAPER AND PAPERBOARD	730	151	109				
642 PAPER,PAPERBOARD,CUT ETC	4 235	1 478	1 028	EXPORTS	12 004	4 462	3 140
651 TEXTILE YARN	84	113	79				
657 SPECIAL YARN,TXTL.FABRIC	26	66	46	023 BUTTER,OTHER FAT OF MILK	291	102	71
658 TEXTILE ARTICLES NES	41	102	70	024 CHEESE AND CURD	461	237	163
659 FLOOR COVERINGS, ETC.	128	631	445	061 SUGARS,MOLASSES,HONEY	7 162	427	302
665 GLASSWARE	136	125	82	112 ALCOHOLIC BEVERAGES	111	57	40
666 POTTERY	28	78	54	122 TOBACCO, MANUFACTURED	32	123	87
667 PEARLS,PRECIOUS STONES		47	33	542 MEDICAMENTS	2	55	38
684 ALUMINIUM	1 197	865	605	641 PAPER AND PAPERBOARD	2 577	285	203
695 TOOLS	41	200	140	741 HEATING,COOLNG EQUIP,PART	56	61	44
696 CUTLERY	72	759	527	764 TELECOMM.EQUIP.PARTS NES	17	216	148
697 HOUSEHOLD EQUIPMENT,NES	150	425	297	784 PARTS,TRACTORS,MOTOR VEH	1 054	2 260	1 601
699 MANUFACTS.BASE METAL,NES	38	53	36	874 MEASURE,CONTROL INSTRMNT	3	195	139
723 CIVIL ENGINEERING EQUIPT	108	73	51	892 PRINTED MATTER	46	169	117
726 PRINTNG,BOOKBINDNG MACHS	15	80	58				
728 OTH.MACH,PTS,SPCL INDUST	1	46	31	MALTA			
743 PUMPS NES,CENTRIFUGS ETC	28	93	64	IMPORTS	68 261	383 094	268 064
744 MECHANICAL HANDLING EQUIP	58	98	70				
747 TAPS,COCKS,VALVES,ETC.	13	162	113	112 ALCOHOLIC BEVERAGES	173	57	40
751 OFFICE MACHINES	8	86	61	263 COTTON	29	51	33
761 TELEVISION RECEIVERS ETC	69	190	130	267 OTHER MAN-MADE FIBRES	364	59	41
763 SOUND RECORDER,PHONOGRPH	3	65	45	288 NON-FERROUS WASTE,SCRAP	707	218	152
764 TELECOMM.EQUIP.PARTS NES	21	266	188	289 PREC.METAL ORES,CONCTRTS	15	273	194
772 ELEC.SWITCH.RELAY.CIRCUIT	6	71	49	541 MEDICINES,ETC,EXC.GRP542	13	111	78
775 DOM.ELEC,NON-ELEC.EQUIPT	64	230	158	542 MEDICAMENTS	378	1 310	911
778 ELECTRIC.MACH.APPART.NES	471	619	426	553 PERFUMERY,COSMETICS,ETC.	738	496	352
781 PASS.MOTOR VEHCLS.EX.BUS	2 616	8 984	6 294	574 POLYACETAL,POLYCARBONATE	100	74	51
782 GOODS,SPCL TRANSPORT VEH	857	1 417	989	579 PLASTIC WASTE, SCRAP ETC	687	45	32
783 ROAD MOTOR VEHICLES NES	244	293	198	612 MANUFACT. LEATHER ETC.NES	263	1 168	816
784 PARTS,TRACTORS,MOTOR VEH	214	847	595	613 FURSKINS,TANNED,DRESSED	4	135	93
785 CYCLES,MOTORCYCLES ETC.	53	296	209	629 ARTICLES OF RUBBER, NES	1 666	14 054	9 829
813 LIGHTNG FIXTURES ETC.NES	61	254	179	652 COTTON FABRICS, MOVEN	11	81	51
821 FURNITURE,CUSHIONS,ETC.	96	141	97	655 KNIT.CROCHET.FABRIC NES	642	954	656
831 TRUNK,SUIT-CASES,BAG,ETC	39	195	135	657 SPECIAL YARN,TXTL.FABRIC	97	679	478
841 MENS,BOYS CLOTHING,X-KNIT	18	302	207	694 ALUMINIUM	411	219	156
842 WOMEN,GIRL CLOTHING,XKNIT	30	807	561	692 CONTAINERS,STORAGE,TRNSP	152	47	34
845 OTHR.TEXTILE APPAREL,NES	28	505	342	695 TOOLS	135	1 662	1 153
846 CLOTHING ACCESSRS,FABRIC	67	336	229	697 HOUSEHOLD EQUIPMENT,NES	333	433	288
848 CLOTHING,NONTXTL;HEADGEAR	6	230	163	699 MANUFACTS.BASE METAL,NES	419	1 104	770
851 FOOTWEAR	40	251	175	713 INTRNL COMBUS PSTN ENGIN	208	290	202
871 OPTICAL INSTRUMENTS,NES		287	116	714 ENGINES,MOTORS NON-ELECT	3	609	411
872 MEDICAL INSTRUMENTS NES	9	187	159	728 TEXTILE,LEATHER MACHINES	32	60	42
874 MEASURE,CONTROL INSTRMNT	8	230	1 328	728 OTH.MACH,PTS,SPCL INDUST	8	318	225
881 PHOTOGRAPH APPAR,ETC.NES	55	1 885	83	731 METAL REMOVAL WORK TOOLS	140	268	193
884 OPTICAL GOODS NES	1	122	463	733 MACH-TOOLS,METAL-WORKING	468	418	299
885 WATCHES AND CLOCKS	51	661	369	737 METALWORKING MACHNRY NES	15	343	246
891 ARMS AND AMMUNITION	66	530	166	741 HEATING,COOLNG EQUIP,PART	2 213	4 845	3 386
892 PRINTED MATTER	163	238	178	742 PUMPS FOR LIQUIDS,PARTS	12	247	170
893 ARTICLES,NES,OF PLASTICS	215	253	1 206	743 PUMPS NES,CENTRIFUGS ETC	68	146	99
894 BABY CARRIAGE,TOYS,GAMES	238	1 715	655	745 OTH.NONELEC MCH, TOOL,NES	22	653	453
895 OFFICE,STATIONERY SUPPLS	8	936	331	747 TAPS,COCKS,VALVES,ETC.	75	188	131
897 GOLD,SILVERWARE,JEWEL NES		462	366	748 TRANSMISSIONS SHAFTS ETC	119	3 077	2 147
898 MUSICAL INSTRUMENTS,ETC.	50	531	749	752 AUTOMATC.DATA PROC.EQUIP	100	295	206
899 MISC MANUFCTRD GOODS NES	44	221	157	759 PARTS,FOR OFFICE MACHINS	36	36 273	25 367
				761 TELEVISION RECEIVERS ETC	1 288	2 948	2 085
GIBRALTAR				764 TELECOMM.EQUIP.PARTS NES	165	5 094	3 575
IMPORTS	3 946	5 746	4 106	772 ELEC.SWITCH.RELAY.CIRCUIT	2 674	26 566	18 567
281 FERROUS WASTE AND SCRAP	751	60	44	773 ELECTR.DISTRIB.EQPT NES	222	1 634	1 142
781 PASS.MOTOR VEHCLS.EX.BUS	1 643	2 766	1 991	775 DOM.ELEC,NON-ELEC.EQUIPT	1 110	6 481	4 564
792 AIRCRAFT,ASSOCTD.EQUIPNT		222	148	776 TRANSISTORS,VALVES,ETC.	20	1 698	1 185
896 WORKS OF ART,ANTIQUE ETC		49	37	778 ELECTRIC.MACH.APPART.NES	27	803	560
				784 PARTS,TRACTORS,MOTOR VEH	119	250	176
EXPORTS	270 545	16 693	11 358	792 AIRCRAFT,ASSOCTD.EQUIPNT	5	599	420
011 BOVINE MEAT	284	166	115	831 TRUNK,SUIT-CASES,BAG,ETC	3 630	8 213	5 753
022 MILK AND CREAM	197	44	31	841 MENS,BOYS CLOTHING,X-KNIT	12 768	56 951	39 928
048 CEREAL PREPARATIONS	281	117	83	842 WOMEN,GIRL CLOTHNG,XKNIT	3 647	24 873	17 352
				843 MENS,BOYS CLOTHING,KNIT	109	460	318

7 IMPORTS AND EXPORTS (SPECIAL TRADE) BY COUNTRIES OF PRODUCTION AND CONSUMPTION AND BY GROUPS OF THE SITC-REV. III 1995

GROUP DESCRIPTION	DT = 100 KG	1 000 DM	1 000 \$	GROUP DESCRIPTION	DT = 100 KG	1 000 DM	1 000 \$
844 WOMEN, GIRLS CLOTHING, KNIT	93	1 442	1 000	692 CONTAINERS, STORAGE, TRANSP	1 676	1 688	1 193
845 OTHR. TEXTILE APPAREL, NES	568	3 971	2 780	693 WIRE PRODUCTS EXCL. ELECT	143	516	358
848 CLOTHING, NONTEXTILE; HEADGEAR	243	2 434	1 696	694 NAILS, SCREWS, NUTS, ETC.	907	1 281	889
851 FOOTWEAR	4 484	43 003	30 001	695 TOOLS	631	2 454	1 718
872 MEDICAL INSTRUMENTS, NES	148	1 091	763	696 CUTLERY	117	615	422
874 MEASURE, CONTROL INSTRMNT	155	2 454	1 721	697 HOUSEHOLD EQUIPMENT, NES	241	508	348
884 OPTICAL GOODS, NES	469	46 046	32 238	699 MANUFACTS. BASE METAL, NES	3 995	6 852	4 771
885 WATCHES AND CLOCKS	850	5 954	4 155	700 CPL IND PLANT (84/85/87)	169	91	64
893 ARTICLES, NES, OF PLASTICS	1 782	4 184	2 921	713 INTRNL COMBUS PSTN ENGIN	845	3 566	2 503
894 BABY CARRIAGE, TOYS, GAMES	19 294	56 945	39 979	714 ENGINES, MOTORS NON-ELECT	5	268	193
895 OFFICE, STATIONERY SUPPLS	54	45	30	716 ROTATING ELECTRIC PLANT	327	1 335	931
896 WORKS OF ART, ANTIQUE ETC		204	144	718 OTH. POWR. GENRTNG. MACHNRY	8	533	414
897 GOLD, SILVERWARE, JEWEL NES		145	100	721 AGRIC. MACHINES, EX. TRACTR	309	160	109
898 MUSICAL INSTRUMENTS, ETC.	7	59	41	723 CIVIL ENGINEERING EQUIPT	194	393	269
899 MISC MANUFCTRD GOODS NES	288	142	102	724 TEXTILE, LEATHER MACHINES	719	5 665	3 971
EXPORTS	944 370	386 186	270 138	725 PAPER, PULP, MILL MACHINES	34	131	93
017 MEAT, OFFL. PRPD, PRSVD, NES	68	79	54	726 PRINTING, BOOKBINDING MACHS	763	4 797	3 410
022 MILK AND CREAM	8 919	2 200	1 561	727 FOOD-PROCESS. MCH. NON DOM	27	173	118
023 BUTTER, OTHER FAT OF MILK	315	119	82	728 OTH. MACH. PTS, SPCL INDUST	2 721	14 334	10 062
024 CHEESE AND CURD	13 186	5 953	4 173	731 METAL REMOVAL WORK TOOLS	481	1 908	1 339
025 EGGS, BIRDS, YOLKS, ALBUMIN	123	79	55	733 MACH-TOOLS, METAL-WORKING	217	605	416
034 FISH, FRESH, CHILLED, FROZN	147	47	34	735 PARTS, NES, FOR MACH-TOOLS	76	3 202	2 238
037 FISH ETC. PRPD, PRSVD, NES	106	70	48	737 METALWORKING MACHNRY NES	138	939	638
045 OTHER CEREALS, UNMILLED	17 824	264	183	741 HEATING, COOLING EQUIP, PART	2 761	6 252	4 379
048 CEREAL PREPARATIONS	2 236	933	651	742 PUMPS FOR LIQUIDS, PARTS	530	2 684	1 868
054 VEGETABLES	42	58	40	743 PUMPS NES, CENTRIFUGS ETC	1 254	2 533	1 776
056 VEGETABLES, PRPD, PRSVD, NES	990	416	288	744 MECHANICAL HANDLING EQUIP	483	1 480	1 041
057 FRUIT, NUTS EXCL. OIL NUTS	167	142	98	745 OTH. NONELEC MCH, TOOL, NES	1 029	7 452	5 143
058 FRUIT, PRESERVED, PREPARED	1 852	785	557	746 BALL OR ROLLER BEARINGS	33	108	74
061 SUGARS, MOLASSES, HONEY	29 685	1 797	1 255	747 TAPS, COCKS, VALVES, ETC.	364	1 950	1 353
062 SUGAR CONFECTIONERY	1 218	642	445	748 TRANSMISSIONS SHAFTS ETC	94	476	335
071 COFFEE, COFFEE SUBSTITUTE	25	64	45	749 NON-ELECT MACH. PARTS, ETC	563	11 761	8 296
073 CHOCOLATE, OTH. COCOA PREP	1 755	1 404	972	751 OFFICE MACHINES	202	759	540
081 ANIMAL FEED STUFF	13 712	564	403	752 AUTOMATC. DATA PROC. EQUIP	360	3 268	2 265
098 EDIBLE PROD. PREPRTNS, NES	5 560	3 559	2 499	759 PARTS, FOR OFFICE MACHINES	72	1 460	1 018
111 NON-ALCOHOL. BEVERAGE, NES	2 159	183	128	761 TELEVISION RECEIVERS ETC	714	1 698	1 169
112 ALCOHOLIC BEVERAGES	997	249	173	762 RADIO-BROADCAST RECEIVER	33	217	147
122 TOBACCO, MANUFACTURED	246	421	295	763 SOUND RECORDER, PHONOGRPH	48	468	322
232 SYNTHETIC RUBBER, ETC.	3 172	1 074	747	764 TELECOMM. EQUIP. PARTS NES	163	1 696	1 176
278 OTHER CRUDE MINERALS	56 254	459	312	771 ELECT POWER MACHNRY, PARTS	273	931	653
334 PETROLEUM PRODUCTS	523 321	9 096	6 460	772 ELEC. SWITCH. RELAY, CIRCUT	1 284	10 549	7 364
335 RESIDUAL PETROL. PRODUCTS	2 396	260	181	773 ELECTR DISTRIBT. EQPT NES	932	3 314	2 310
421 FIXED VEG. FAT, OILS, SOFT	25 139	2 117	1 469	774 ELECTRO-MEDCL. XRAY EQUIP	34	626	441
513 CARBOXYLIC ACIDS, DERIVTS	258	129	93	775 DOM. ELEC. NON-ELEC. EQUIPT	2 654	3 767	2 652
514 NITROGEN-FUNCT. COMPOUNDS	177	171	119	776 TRANSISTORS, VALVES, ETC.	43	30 320	21 110
515 ORGANO-INORGANIC COMPNDS	55	271	188	778 ELECTRIC MACH. APPART. NES	1 323	5 421	3 761
516 OTHER ORGANIC CHEMICALS	114	103	75	781 PASS. MOTOR VEHCLS. EX. BUS	5 576	14 866	10 444
522 INORGANIC CHEM. ELEMENTS	4 181	587	410	782 GOODS, SPCL TRANSPORT VEH	185	64	45
524 OTHER CHEMICAL COMPOUNDS	4 159	424	295	784 PARTS, TRACTORS, MOTOR VEH	568	1 830	1 275
531 SYNTH. COLOURS, LAKES, ETC.	154	468	330	786 TRAILERS, SEMI-TRAILR, ETC	478	458	327
533 PIGMENTS, PAINTS, ETC.	2 418	2 089	1 465	792 AIRCRAFT, ASSOCTD. EQUIPNT	6	1 139	805
541 MEDICINES, ETC. EXC. GRP542	209	1 458	1 022	793 SHIP, BOAT, FLOAT. STRUCTRS	34 440	4 150	2 952
542 MEDICAMENTS	2 216	4 977	3 473	811 PREFABRICATED BUILDINGS	108	49	34
551 ESSNTL. OIL, PERFUME, FLAVR	478	1 238	876	812 PLUMBING, SANITRY, EQPT, ETC	349	280	196
553 PERFUMERY, COSMETICS, ETC.	2 660	3 972	2 784	813 LIGHTNG FIXTURES ETC. NES	216	498	341
554 SOAP, CLEANERS, POLISH, ETC	3 741	1 307	910	821 FURNITURE, CUSHIONS, ETC.	455	583	404
571 POLYMERS OF ETHYLENE	2 816	624	435	831 TRUNK, SUIT-CASES, BAG, ETC	50	184	125
572 POLYMERS OF STYRENE	8 706	3 029	2 127	841 MENS, BOYS CLOTHING, X-KNIT	67	659	456
573 POLYMERS, VINYL CHLORIDE	513	182	128	842 WOMEN, GIRL CLOTHING, XKNIT	18	313	211
574 POLYACETAL, POLYCARBONATE	2 559	1 771	1 255	844 WOMEN, GIRLS CLOTHING, KNIT	10	93	62
575 OTH. PLASTIC, PRIMARY FORM	13 378	4 803	3 363	845 OTHR. TEXTILE APPAREL, NES	74	586	410
581 PLASTIC TUBE, PIPE, HOSE	474	1 002	687	846 CLOTHING ACCESSRS, FABRIC	217	1 166	812
582 PLASTIC PLATE, SHEETS, ETC	2 769	2 861	1 999	848 CLOTHING, NONTEXTILE; HEADGEAR	309	2 468	1 723
583 MONOFILAMENT OF PLASTICS	341	249	177	851 FOOTWEAR	781	2 070	1 452
591 INSECTICIDES, ETC.	658	559	395	871 OPTICAL INSTRUMENTS, NES	3	208	142
592 STARCHES, INULIN, ETC.	1 270	922	649	872 MEDICAL INSTRUMENTS NES	134	2 255	1 581
597 PREPRD ADDITIVES, LIQUIDS	976	389	274	874 MEASURE, CONTROL INSTRMNT	303	3 379	2 362
598 MISC. CHEMICAL PRDCTS, NES	3 124	3 500	2 436	881 PHOTOGRAPH APPAR. ETC. NES	45	386	275
611 LEATHER	2 459	19 739	13 790	882 PHOTO. CINEMATOGRPH. SUPPL	852	1 507	1 035
612 MANUFACT. LEATHER ETC. NES	10	119	84	884 OPTICAL GOODS NES	251	10 496	7 343
613 FURSKINS, TANNED, DRESSED	31	964	675	885 WATCHES AND CLOCKS	962	3 585	2 498
621 MATERIALS OF RUBBER	180	234	163	892 PRINTED MATTER	3 888	5 734	4 018
625 RUBBER TYRES, TUBES, ETC.	990	441	304	893 ARTICLES, NES, OF PLASTICS	2 615	3 799	2 648
629 ARTICLES OF RUBBER, NES	170	1 098	761	894 BABY CARRIAGE, TOYS, GAMES	1 820	2 909	2 047
634 VENEERS, PLYWOOD, ETC.	2 616	464	328	895 OFFICE, STATIONERY SUPPLS	369	885	624
635 WOOD MANUFACTURES, NES	1 145	378	268	896 WORKS OF ART, ANTIQUE ETC		180	129
641 PAPER AND PAPERBOARD	7 609	2 658	1 870	897 GOLD, SILVERWARE, JEWEL NES	226	1 937	1 343
642 PAPER, PAPERBOARD, CUT ETC	18 045	7 960	5 592	898 MUSICAL INSTRUMENTS, ETC.	513	2 051	1 418
651 TEXTILE YARN	369	1 678	1 168	899 MISC MANUFCTRD GOODS NES		252	170
652 COTTON FABRICS, WOVEN	4 198	10 557	7 394	971 GOLD, NONMONTRY EXCL DRES			
653 FABRICS, MAN-MADE FIBRES	2 561	8 023	5 606	SAN MARINO			
654 OTH. TEXTILE FABRIC, WOVEN	2 281	13 672	9 592	IMPORTS	5 075	5 054	3 516
655 KNIT, CROCHET, FABRIC NES	244	668	464	542 MEDICAMENTS	10	186	128
656 TULLE, LACE, EMBROIDRY, ETC	446	1 355	952	662 CLAY, REFRCT. CONSTR. MATRL	2 136	288	190
657 SPECIAL YARN, TEXTILE FABRIC	2 991	6 270	4 381	691 METALLIC STRUCTURES NES	1 328	668	462
658 TEXTILE ARTICLES NES	131	327	229	721 AGRIC. MACHINES, EX. TRACTR	36	78	54
659 FLOOR COVERINGS, ETC.	170	125	88	723 CIVIL ENGINEERING EQUIPT	264	448	311
661 LIME, CEMENT, CONSTR. MATRL	81	78	55	728 OTH. MACH. PTS, SPCL INDUST	70	86	61
662 CLAY, REFRCT. CONSTR. MATRL	732	140	100	745 OTH. NONELEC MCH, TOOL, NES	254	629	444
663 MINERAL MANUFACTURES, NES	1 691	882	617	771 ELECT POWER MACHNRY, PARTS	503	610	427
664 GLASS	4 088	458	322	781 PASS. MOTOR VEHCLS. EX. BUS	382	1 094	771
665 GLASSWARE	1 690	496	338	841 MENS, BOYS CLOTHING, X-KNIT	6	75	53
666 POTTERY	361	701	488	842 WOMEN, GIRL CLOTHING, XKNIT	1	63	43
667 PEARLS, PRECIOUS STONES		129	91	961 COIN NONGOLD NONCURRENT	5	624	429
673 FLAT-ROLLED IRON ETC.	216	48	33	EXPORTS	47 391	17 665	12 378
674 FLAT-ROLLED PLATED IRON	9 250	1 620	1 126	081 ANIMAL FEED STUFF	323	89	63
675 FLAT-ROLLED, ALLOY STEEL	9 743	3 938	2 737	232 SYNTHETIC RUBBER, ETC.	866	437	307
676 IRON, STL, BAR, SHAPES ETC.	878	182	125	251 PULP AND WASTE PAPER	5 796	56	39
678 WIRE OF IRON OR STEEL	63	49	34	334 PETROLEUM PRODUCTS	14 467	944	652
679 TUBES, PIPES, ETC. IRON, STL	251	239	167	514 NITROGEN-FUNCT. COMPOUNDS	123	135	95
681 SILVER, PLATINUM, ETC.	27	915	639	523 METAL. SALTS, INORGAN. ACID	240	47	34
682 COPPER	1 533	1 556	1 088	533 PIGMENTS, PAINTS, ETC.	1 232	450	321
683 NICKEL	71	264	187	541 MEDICINES, ETC. EXC. GRP542	12	52	37
684 ALUMINIUM	497	822	569				
691 METALLIC STRUCTURES NES	1 606	616	434				

7 IMPORTS AND EXPORTS (SPECIAL TRADE) BY COUNTRIES OF PRODUCTION AND CONSUMPTION AND BY GROUPS OF THE SITC-REV. III 1995

GROUP DESCRIPTION	DT = 100 KG	1 000 DM	1 000 \$	GROUP DESCRIPTION	DT = 100 KG	1 000 DM	1 000 \$
553 PERFUMERY, COSMETICS, ETC.	169	71	50	554 SOAP, CLEANERS, POLISH, ETC	5 766	1 348	934
575 OTH. PLASTIC, PRIMARY FORM	528	284	201	573 POLYMERS, VINYL CHLORIDE	3 797	1 019	713
581 PLASTIC TUBE, PIPE, HOSE	28	108	74	574 POLYACETAL, POLYCARBONATE	2 489	229	163
582 PLASTIC PLATE, SHEETS, ETC	188	152	106	575 OTH. PLASTIC, PRIMARY FORM	32 533	11 116	7 798
583 MONOFILAMENT OF PLASTICS	127	68	49	581 PLASTIC TUBE, PIPE, HOSE	1 162	958	671
598 MISC. CHEMICAL PRODS. NES	182	496	341	582 PLASTIC PLATE, SHEETS, ETC	6 554	3 392	2 388
634 VENEERS, PLYWOOD, ETC.	8 914	758	531	583 MONOFILAMENT OF PLASTICS	278	115	81
653 FABRICS, MAN-MADE FIBRES	51	123	87	591 INSECTICIDES, ETC.	3 697	3 110	2 219
657 SPECIAL YARN, TXTL. FABRIC	45	81	56	592 STARCHES, INULIN, ETC.	798	225	155
659 FLOOR COVERINGS, ETC.	977	704	495	597 PREPRD ADDITIVES, LIQUIDS	3 618	1 133	788
663 MINERAL MANUFACTURES, NES	611	59	41	598 MISC. CHEMICAL PRODS. NES	141	591	424
665 GLASSWARE	34	68	47	611 LEATHER	478	541	378
666 POTTERY	2 710	2 752	1 912	612 MANUFACT. LEATHER ETC. NES	295	303	213
667 PEARLS, PRECIOUS STONES		54	38	613 FURSKINS, TANNED, DRESSED	1 060	3 002	2 106
679 TUBES, PIPES, ETC. IRON, STL	231	52	37	621 MATERIALS OF RUBBER	18 490	12 559	8 784
682 COPPER	750	262	190	625 RUBBER TYRES, TUBES, ETC.	102 336	57 038	39 835
684 ALUMINIUM	5 185	1 898	1 337	629 ARTICLES OF RUBBER, NES	14 554	13 920	9 717
699 MANUFACTS. BASE METAL, NES	1 254	908	642	634 VENEERS, PLYWOOD, ETC.	1 274	168	113
723 CIVIL ENGINEERING EQUIPT	3	65	46	635 WOOD MANUFACTURES, NES	7 795	3 625	2 511
728 OTH. MACH. PTS, SPCL INDUST	25	352	249	641 PAPER AND PAPERBOARD	28 397	2 658	1 819
741 HEATING, COOLING EQUIP, PART	4	47	33	642 PAPER, PAPERBOARD, CUT ETC	3 692	2 537	1 768
742 PUMPS FOR LIQUIDS, PARTS	26	150	106	651 TEXTILE YARN	113 588	59 088	41 193
764 TELECOMM. EQUIP. PARTS NES	2	58	38	652 COTTON FABRICS, WOVEN	28 361	35 255	24 542
772 ELEC. SWITCH, RELAY, CIRCUIT	264	1 134	784	653 FABRICS, MAN-MADE FIBRES	16 673	39 146	27 434
775 DOM. ELEC. NON-ELEC. EQUIPT	40	171	121	654 OTH. TEXTILE FABRIC, WOVEN	1 939	6 747	4 736
781 PASS. MOTOR VEHCLS. EX. BUS	47	145	100	655 KNIT, CROCHET, FABRIC NES	6 273	12 683	8 845
821 FURNITURE, CUSHIONS, ETC.	715	1 177	826	656 TULLE, LACE, EMBROIDRY, ETC	2 137	5 419	3 785
841 MENS, BOYS CLOTHING, X-KNIT	14	126	90	657 SPECIAL YARN, TXTL. FABRIC	33 644	26 054	18 305
842 WOMEN, GIRL CLOTHING, X-KNIT	15	97	63	658 TEXTILE ARTICLES NES	218 535	288 049	201 478
872 MECHANICAL INSTRUMENTS NES	75	129	91	659 FLOOR COVERINGS, ETC.	12 141	77 037	54 205
892 PRINTED MATTER	21	259	184	661 LIME, CEMENT, CONSTR. MATRL	1 075 660	20 857	14 566
893 ARTICLES, NES, OF PLASTICS	69	81	55	662 CLAY, REFRACT. CONSTR. MATRL	1 037 811	69 261	48 637
894 BABY CARRIAGE, TOYS, GAMES	587	2 173	1 531	663 MINERAL MANUFACTURES, NES	84 073	11 530	8 084
899 MISC MANUFACTRD GOODS NES	19	82	57	664 GLASS	143 773	11 070	7 758
				665 GLASSWARE	121 873	42 836	29 590
				666 POTTERY	12 035	5 297	3 695
TURKEY				671 PIG IRON, SPIEGELEISN, ETC	110 235	9 967	7 055
IMPORTS	14 978 910	7 954 514	5 558 437	672 INGOTS ETC. IRON OR STEEL	152 532	11 856	8 315
001 LIVE ANIMALS	4	43	31	673 FLAT-ROLLED IRON ETC.	10 790	814	567
011 BOVINE MEAT	211	221	157	674 FLAT-ROLLED PLATED IRON	2 838	253	181
012 OTHER MEAT, MEAT OFFAL	1 198	1 305	881	676 IRON, STL. BAR, SHAPES ETC.	1 305 470	69 700	49 445
024 CHEESE AND CURD	839	513	364	678 WIRE OF IRON OR STEEL	13 046	2 061	1 437
034 FISH, FRESH, CHILLED, FROZEN	4 128	2 476	1 721	679 TUBES, PIPES, ETC. IRON, STL	292 620	25 918	18 182
035 FISH, DRIED, SALTED, SMOKED	256	372	252	681 SILVER, PLATINUM, ETC.	5	241	170
036 CRUSTACEANS, MOLLUSCS ETC	814	875	601	682 COPPER	6 577	2 856	1 998
037 FISH ETC. PREPRD, PRSVD, NES	38 031	16 946	11 864	684 ALUMINIUM	92 256	45 616	32 027
041 WHEAT, MESLIN, UNMILLED	1 023	57	39	687 TIN	98	90	65
042 RICE	385	56	40	688 MISC. NON-FERR. BASE METAL	2 791	1 513	1 065
044 MAIZE UNMILLED	1 993	356	252	691 METALLIC STRUCTURES NES	28 071	8 161	5 723
046 MEAL, FLOUR OF WHEAT, MSLN	1 022	106	75	692 CONTAINERS, STORAGE, TRNSP	5 872	8 141	5 674
047 OTHER CEREAL MEAL, FLOURS	202	50	36	693 WIRE PRODUCTS, EXCL. ELECT	17 326	6 060	4 207
048 CEREAL PREPARATIONS	68 471	9 919	6 925	694 NAILS, SCREWS, NUTS, ETC.	34 833	10 272	7 208
054 VEGETABLES	537 118	77 967	54 829	695 TOOLS	4 528	8 050	5 622
056 VEGETABLES, PRPD, PRSVD, NES	790 485	134 546	93 691	696 CUTLERY	475	465	323
057 FRUIT, NUTS EXCL. OIL NUTS	2 062 444	609 549	423 494	697 HOUSEHOLD EQUIPMENT, NES	37 954	26 898	18 725
058 FRUIT, PRESERVED, PREPARED	323 520	124 185	86 592	699 MANUFACTS. BASE METAL, NES	100 541	45 698	31 996
059 FRUIT, VEGETABLE JUICES	178 034	40 837	28 211	711 STEAM GENER. BOILERS, ETC.	161	70	48
061 SUGARS, MOLASSES, HONEY	13 290	4 751	3 286	712 STEAM TURBINES	17	155	110
062 SUGAR CONFECTIONERY	16 041	4 694	3 283	713 INTRNL COMBUS PSTN ENGIN	26 647	98 392	68 572
071 COFFEE, COFFEE SUBSTITUTE	182	153	109	714 ENGINES, MOTORS NON-ELECT	22 567	7 131	5 033
072 COCOA	3 800	1 995	1 406	716 ROTATING ELECTRIC PLANT	22 057	13 311	9 316
073 CHOCOLATE, OTH. COCOA PREP	1 316	614	434	718 OTH. POWR. GENRTRNG. MACHNRY	27	51	37
074 TEA AND MATE	7 251	1 266	892	721 AGRIC. MACHINES, EX. TRACTR	218	181	130
075 SPICES	19 965	12 011	8 380	723 CIVIL ENGINEERING EQUIPT	11 970	3 965	2 777
081 ANIMAL FEED STUFF	651	63	43	724 TEXTILE, LEATHER MACHINES	813	1 608	1 117
098 EDIBLE PROD. PREPRTNS, NES	26 080	7 054	4 921	725 PAPER, PULP MILL MACHINES	197	198	137
111 NON-ALCOHOL. BEVERAGE, NES	115 209	3 889	2 734	726 PRINTNG, BOOKBINDNG MACHS	108	211	145
112 ALCOHOLIC BEVERAGES	31 984	13 364	9 372	727 FOOD-PROCESS. MCH. NON DOM	8 087	4 190	2 934
121 TOBACCO, UNMANUFACTURED	112 322	67 378	46 534	728 OTH. MACH. PTS, SPCL INDUST	15 114	7 762	5 433
122 TOBACCO, MANUFACTURED	100	450	311	731 METAL REMOVAL WORK TOOLS	949	1 202	842
222 OILSEED (SFT, FIX VEG. OIL)	4 421	923	648	733 MACH-TOOLS, METAL-WORKING	14 798	7 856	5 533
223 OILSEED (OTH. FIX. VEG. OIL)	38 542	5 921	4 136	735 PARTS, NES, FOR MACH-TOOLS	1 335	1 463	1 020
231 NATURAL RUBBER, ETC.	1 710	475	340	737 METALWORKING MACHNRY NES	1 751	1 362	942
248 WOOD, SIMPLY WORKED	3 079	699	491	741 HEATING, COOLING EQUIP, PART	16 228	17 676	12 310
263 COTTON	171 346	17 064	11 886	742 PUMPS FOR LIQUIDS, PARTS	4 360	4 151	2 900
266 SYNTHETIC FIBRES	6 142	1 998	1 413	743 PUMPS NES, CENTRIFUGS ETC	43 192	11 363	8 012
267 OTHER MAN-MADE FIBRES	8 606	920	656	744 MECHANICAL HANDLING EQUIP	13 800	5 753	4 050
268 WOOL, OTHER ANIMAL HAIR	1 415	1 051	740	745 OTH. NONELEC MCH. TOOL, NES	880	712	499
269 WORN CLOTHING, TEXTL. ARTL	12 989	810	561	746 BALL OR ROLLER BEARINGS	2 440	4 558	3 171
273 STONE, SAND AND GRAVEL	36 295	1 907	1 327	747 TAPS, COCKS, VALVES, ETC.	6 281	9 481	6 597
277 NATURAL ABRASIVES, NES	297 985	2 194	1 561	748 TRANSMISSIONS SHAFTS ETC	25 121	9 343	6 556
278 OTHER CRUDE MINERALS	981 436	30 417	21 090	749 NON-ELECT MACH. PARTS, ETC	1 151	2 701	1 890
282 FERROUS WASTE AND SCRAP	19 320	3 181	2 219	751 OFFICE MACHINES	629	576	400
287 ORE, CONCENTR. BASE METALS	353 041	6 882	4 777	752 AUTOMATC. DATA PROC. EQUIP	74	1 518	1 051
288 NON-FERROUS WASTE, SCRAP	4 594	3 815	2 581	759 PARTS, FOR OFFICE MACHINS	102	1 522	1 062
289 PREC. METAL ORES, CONCTRSTS		388	277	761 TELEVISION RECEIVERS ETC	78 797	113 224	78 930
291 CRUDE ANIMAL MATERIALS, NES	18 683	47 653	33 523	763 SOUND RECORDER, PHONOGRPH	10	125	90
292 CRUDE VEG. MATERIALS, NES	54 446	8 625	6 044	764 TELECOMM. EQUIP. PARTS NES	1 456	9 740	6 802
334 PETROLEUM PRODUCTS	234 100	5 269	3 739	771 ELECT POWER MACHNRY PARTS	51 364	40 910	28 626
335 RESIDUAL PETROL. PRODUCTS	308 090	6 259	4 401	772 ELEC. SWITCH, RELAY, CIRCUIT	3 096	9 323	6 522
411 ANIMAL OILS AND FATS	31 841	1 670	1 186	773 ELECTR DISTRIB. EQPT NES	126 099	231 296	161 777
421 FIXED VEG. FAT, OILS, SOFT	2 934	672	471	775 DOM. ELEC. NON-ELEC. EQUIPT	54 491	33 407	23 336
422 FIXED VEG. FAT, OILS, OTHER	61	45	30	776 TRANSISTORS, VALVES, ETC.	59	550	375
511 HYDROCARBONS, NES, DERIVTS	35 426	4 962	3 544	778 ELECTRIC MACH. APPART. NES	6 221	8 054	5 646
513 CARBOXYLIC ACIDS, DERIVTS	5 779	1 860	1 321	781 PASS. MOTOR VEHCLS. EX. BUS	424	1 991	1 374
514 NITROGEN-FUNCT. COMPOUNDS	5 614	1 603	1 118	782 GOODS, SPCL TRANSPORT VEH	580	504	358
515 ORGANO-INORGANIC COMPNDS	26	83	57	783 ROAD MOTOR VEHICLES NES	9 771	24 910	17 476
516 OTHER ORGANIC CHEMICALS	15 793	862	607	784 PARTS, TRACTORS, MOTOR VEH	171 783	78 100	54 662
522 INORGANIC CHEM. ELEMENTS	71 565	5 297	3 744	785 CYCLES, MOTORCYCLES ETC.	2 983	3 383	2 406
523 METAL. SALTS, INORGAN. ACID	313 317	16 861	11 728	786 TRAILERS, SEMI-TRAIL, ETC	4 013	2 003	1 404
524 OTHER CHEMICAL COMPOUNDS	7 608	1 128	784	791 RAILWAY VEHICLES, EQUIPNT	11	44	31
532 DYEING, TANNING MATERIALS	1 658	239	167	792 AIRCRAFT, ASSOCTD. EQUIPNT	463	90 113	63 353
533 PIGMENTS, PAINTS, ETC.	115	94	63	793 SHIP, BOAT, FLOAT. STRUCTRS	18 900	13 800	9 932
541 MEDICINES, ETC. EXC. GRP542	510	1 138	792	811 PREFABRICATED BUILDINGS	1 650	431	304
542 MEDICAMENTS	1 651	4 400	3 090	812 PLUMBNG, SANITRY, EQPT, ETC	219 674	52 846	36 943
551 ESSNTL. OIL, PERFUME, FLAVR	1 351	1 316	926	813 LIGHTING FIXTURES ETC. NES	8 991	6 845	4 798
553 PERFUMERY, COSMETICS, ETC.	2 216	1 248	870	821 FURNITURE, CUSHIONS, ETC.	46 525	57 149	40 040
				831 TRUNK, SUIT-CASES, BAG, ETC	6 597	20 989	14 702

7 IMPORTS AND EXPORTS (SPECIAL TRADE) BY COUNTRIES OF PRODUCTION AND CONSUMPTION AND BY GROUPS OF THE SITC-REV. III 1995

GROUP DESCRIPTION	DT = 100 KG	1 000 DM	1 000 \$	GROUP DESCRIPTION	DT = 100 KG	1 000 DM	1 000 \$
841 MENS,BOYS CLOTHING,X-KNIT	136 499	624 303	435 841	554 SOAP,CLEANERS,POLISH,ETC	150 063	45 846	31 994
842 WOMEN,GIRL CLOTHING,XKNIT	177 783	910 369	636 600	562 FERTILIZER,EXCEPT GRP272	541 619	11 636	8 304
843 MENS,BOYS CLOTHING,KNIT	50 455	172 219	120 495	571 POLYMERS OF ETHYLENE	124 559	22 402	15 656
844 WOMEN,GIRLS CLOTHING,KNIT	232 228	747 871	523 128	572 POLYMERS OF STYRENE	249 792	58 750	41 119
845 OTHR,TEXTILE APPAREL,NES	390 268	1 472 995	1 029 193	573 POLYMERS,VINYL CHLORIDE	54 402	13 637	9 569
846 CLOTHING ACCESSRS,FABRIC	68 786	137 550	96 304	574 POLYACETAL,POLYCARBONATE	123 311	43 918	30 717
848 CLOTHING,NONTXTL;HEADGEAR	25 451	274 619	191 342	575 OTH.PLASTIC,PRIMARY FORM	326 293	132 227	92 488
851 FOOTWEAR	4 260	11 796	8 156	579 PLASTIC WASTE, SCRAP ETC	877	134	90
871 OPTICAL INSTRUMENTS,NES	12	406	287	581 PLASTIC TUBE,PIPE,HOSE	18 144	16 301	11 314
872 MEDICAL INSTRUMENTS NES	368	764	541	582 PLASTIC PLATE,SHEETS,ETC	109 221	73 111	51 189
873 METERS,COUNTERS,NES	578	778	535	583 MONOFILAMENT OF PLASTICS	10 222	8 136	5 688
874 MEASURE,CONTROL INSTRMNT	1 862	11 714	8 253	591 INSECTICIDES, ETC.	10 624	14 905	10 380
882 PHOTO.CINEMATOGRPH.SUPPL	69	633	442	592 STARCHES,INULIN,ETC.	64 497	17 614	12 323
884 OPTICAL GOODS NES	2	68	47	593 EXPLOSIVES,PYROTECHNICS	392	1 177	836
885 WATCHES AND CLOCKS	388	201	136	597 PREPRD ADDITIVES,LIQUIDS	63 806	23 640	16 501
891 ARMS AND AMMUNITION	1 092	1 451	1 012	598 MISC.CHEMICAL PRDTS,NES	369 504	118 964	83 118
892 PRINTED MATTER	7 631	5 799	4 059	600 CPL IND PLANT CHAP 69-76	5 894	32 549	22 977
893 ARTICLES,NES,OF PLASTICS	28 714	19 931	13 972	611 LEATHER	2 237	7 126	4 970
894 BABY CARRIAGE,TOYS,GAMES	2 779	2 681	1 876	612 MANUFAC. LEATHER ETC.NES	88	738	520
895 OFFICE,STATIONERY SUPPLS	431	676	476	613 FURSKINS,TANNED,DRESSED	930	35 064	24 472
896 WORKS OF ART,ANTIQUE ETC	163	876	603	621 MATERIALS OF RUBBER	5 376	6 047	4 214
897 GOLD,SILVERWARE,JEWEL NES	86	23 694	16 554	625 RUBBER TYRES,TUBES,ETC.	22 386	15 404	10 808
898 MUSICAL INSTRUMENTS,ETC.	8 923	15 328	10 763	629 ARTICLES OF RUBBER, NES	7 548	20 330	14 204
899 MISC MANUFCTRD GOODS NES	9 789	10 725	7 497	633 CORK MANUFACTURES	157	331	230
961 COIN NONGOLD NONCURRENT	1	279	190	634 VENEERS, PLYWOOD, ETC.	15 594	4 231	2 944
972 MONETARY GOLD,GOLD COINS		119	81	635 WOOD MANUFACTURES, NES	15 692	5 837	4 089
EXPORTS	24 020 236	9 071 075	6 359 185	641 PAPER AND PAPERBOARD	453 735	127 046	88 817
001 LIVE ANIMALS	806 222	179 201	125 511	642 PAPER,PAPERBOARD,CUT ETC	121 645	41 082	28 717
011 BOVINE MEAT	270 223	63 007	43 875	651 TEXTILE YARN	129 861	113 502	79 262
012 OTHER MEAT, MEAT OFFAL	642	103	70	652 COTTON FABRICS, WOVEN	22 888	45 896	32 157
016 MEAT,ED.OFFL,DRY,SLT,SMK	72	54	38	653 FABRICS,MAN-MADE FIBRES	37 464	123 533	86 656
017 MEAT,OFFL,PRPD,PRSD,NES	375	288	202	654 OTH.TEXTILE FABRIC,WOVEN	17 191	86 286	60 274
022 MILK AND CREAM	6 728	1 814	1 248	655 KNIT,CROCHET,FABRIC NES	11 939	30 225	21 225
023 BUTTER,OTHER FAT OF MILK	3 180	933	674	656 TULLE,LACE,EMBROIDRY,ETC	1 659	9 168	6 412
024 CHEESE AND CURD	788	523	372	657 SPECIAL YARN,TXTL.FABRIC	30 555	69 425	48 617
037 FISH ETC.PRPPD,PRSD,NES	1 759	531	362	658 TEXTILE ARTICLES NES	2 230	4 062	2 859
041 WHEAT, MESLIN, UNMILLED	1 983 368	52 556	37 125	659 FLOOR COVERINGS, ETC.	1 816	6 356	4 493
044 MAIZE UNMILLED	40	77	55	661 LIME,CEMENT,CONSTR.MATRL	6 784	769	529
048 CEREAL PREPARATIONS	6 763	3 169	2 219	662 CLAY,REFRCT.CONSTR.MATRL	196 070	29 298	20 454
054 VEGETABLES	13 862	3 741	2 636	663 MINERAL MANUFACTURES,NES	55 133	35 414	24 670
056 VEGETABLES,PRPD,PRSD,NES	859	879	606	664 GLASS	31 128	14 782	10 314
057 FRUIT,NUTS EXCL.OIL NUTS	2 930	814	571	665 GLASSWARE	7 811	6 145	4 294
058 FRUIT,PRESERVED,PREPARED	2 162	1 099	769	666 POTTERY	2 934	3 899	2 748
059 FRUIT, VEGETABLE JUICES	5 447	2 666	1 864	667 PEARLS,PRECIOUS STONES	1 060	741	510
061 SUGARS,MOLASSES,HONEY	260 479	14 441	10 213	671 PIG IRON,SPIEGELEISN,ETC	33 368	4 083	2 850
062 SUGAR CONFECTIONERY	1 488	951	659	672 INGOTS ETC.IRON OR STEEL	2 658	546	382
071 COFFEE,COFFEE SUBSTITUTE	5 230	6 296	4 418	673 FLAT-ROLLED IRON ETC.	831 490	65 293	45 842
072 COCOA	26 726	4 299	2 979	674 FLAT-ROLLED PLATED IRON	313 291	38 613	27 219
073 CHOCOLATE,OTH.COCOA PREP	4 341	2 439	1 734	675 FLAT-ROLLED, ALLOY STEEL	290 208	101 532	71 157
074 TEA AND MATE	177	349	239	676 IRON,STL.BAR,SHAPES ETC.	484 224	47 901	33 545
075 SPICES	339	175	121	677 RAILWAY TRACK IRON,STEEL	2 417	385	268
081 ANIMAL FEED STUFF	9 002	2 375	1 674	678 WIRE OF IRON OR STEEL	12 160	4 142	2 886
098 EDIBLE PRD. PREPRTNS,NES	45 994	15 379	10 717	679 TUBES,PIPES,ETC.IRON,STL	234 264	43 763	30 648
111 NON-ALCOHOL.BEVERAGE,NES	890	269	189	681 SILVER,PLATINUM,ETC.	103	2 583	1 811
112 ALCOHOLIC BEVERAGES	5 748	4 535	3 188	682 COPPER	78 527	47 490	33 284
121 TOBACCO, UNMANUFACTURED	613	285	196	683 NICKEL	717	2 952	2 061
122 TOBACCO, MANUFACTURED	3 627	8 751	6 149	684 ALUMINIUM	176 419	72 788	50 943
211 HIDES,SKINS(EX.FURS),RAW	24 302	4 993	3 486	685 LEAD	2 080	285	199
212 FURSKINS, RAW	88	2 288	1 582	686 ZINC	2 666	762	532
222 DILSEED(SFT.FIX VEG.OIL)	1 438	141	97	687 TIN	65	67	49
231 NATURAL RUBBER, ETC.	1 720	361	249	689 MISC.NON-FERR.BASE METAL	410	2 083	1 439
232 SYNTHETIC RUBBER, ETC.	50 683	10 374	7 234	691 METALLIC STRUCTURES NES	66 018	25 570	17 923
247 WOOD ROUGH,ROUGH SQUARED	126 060	4 441	3 138	692 CONTAINERS,STORAGE,TRNSP	13 139	8 516	5 989
248 WOOD, SIMPLY WORKED	3 842	985	690	693 WIRE PRODUCTS EXCL.ELECT	10 641	7 310	5 108
251 PULP AND WASTE PAPER	21 696	2 743	1 926	694 NAILS,SCREWS,NUTS,ETC.	6 298	8 552	5 993
261 SILK	23	47	31	695 TOOLS	6 395	30 948	21 695
263 COTTON	6 230	3 385	2 370	696 CUTLERY	1 285	5 403	3 758
266 SYNTHETIC FIBRES	102 290	28 603	19 939	697 HOUSEHOLD EQUIPMENT,NES	9 084	7 899	5 537
267 OTHER MAN-MADE FIBRES	62 954	32 322	22 550	699 MANUFACTS.BASE METAL,NES	42 458	56 087	39 239
268 WOOL, OTHER ANIMAL HAIR	16 148	16 662	11 674	700 CPL IND PLANT (84/85/87)	11 489	73 463	51 064
269 WORN CLOTHING,TEXTL.ARTL	685	191	133	711 STEAM GENER. BOILERS,ETC.	2 307	3 159	2 178
272 FERTILIZERS, CRUDE	239	43	30	712 STEAM TURBINES	930	5 482	3 925
273 STONE, SAND AND GRAVEL	18 264	170	117	713 INTRNL COMBUS PSTN ENGIN	29 492	88 295	61 858
274 SULPHUR,UNRSTD.IRON PYRS	2 461	448	308	714 ENGINES,MOTORS NON-ELECT	188	14 271	10 149
277 NATURAL ABRASIVES, NES	166	2 602	1 810	716 ROTATING ELECTRIC PLANT	24 534	67 461	47 093
278 OTHER CRUDE MINERALS	185 292	4 602	3 220	718 OTH.POWR.GENRTNG.MACHNRY	789	4 793	3 383
282 FERROUS WASTE AND SCRAP	10 334 236	192 471	135 240	721 AGRIC.MACHINES,EX.TRACTR	5 172	8 425	5 878
285 ALUMINIUM ORE,CONCTR,ETC	27 256	2 489	1 738	722 TRACTORS	105	322	232
288 NON-FERROUS WASTE,SCRAP	11 343	3 376	2 322	723 CIVIL ENGINEERING EQUIPT	45 036	45 569	31 911
291 CRUDE ANIMAL MATERLS,NES	3 274	2 173	1 509	724 TEXTILE,LEATHER MACHINES	284 801	862 654	605 903
292 CRUDE VEG.MATERIALS, NES	5 654	10 072	6 854	725 PAPER,PULP MILL MACHINES	10 815	30 650	21 703
322 BRIQUETTES,LIGNITE,PEAT	90 892	1 975	1 383	726 PRINTNG,BOOKBINDNG MACHS	20 607	58 518	40 917
334 PETROLEUM PRODUCTS	27 605	5 846	4 065	727 FOOD-PROCESS.MCH.NON DOM	4 962	15 992	11 213
335 RESIDUAL PETROL.PRODUCTS	15 615	2 765	1 936	728 OTH.MACH.PTS,SPCL INDUST	97 440	234 786	164 712
342 LIQUEFIED PROPANE,BUTANE	1 949	264	186	731 METAL REMOVAL WORK TOOLS	24 737	29 299	20 319
411 ANIMAL OILS AND FATS	13 099	2 021	1 420	733 MACH-TOOLS,METAL-WORKING	25 813	31 347	21 813
421 FIXED VEG.FAT,OILS, SOFT	61 312	5 367	3 754	735 PARTS,NES,FOR MACH-TOOLS	1 890	9 549	6 703
422 FIXED VEG.FAT,OILS,OTHER	909	251	175	737 METALWORKING MACHNRY NES	8 008	17 006	11 894
431 ANIMAL,VEG.FATS,OILS,NES	18 212	3 871	2 708	741 HEATING,COOLNG EQUIP,PART	47 153	134 138	93 922
511 HYDROCARBONS,NES,DERIVTS	92 713	11 632	8 182	742 PUMPS FOR LIQUIDS,PARTS	11 097	42 377	29 594
512 ALCOHOL,PHENOL,ETC.DERIV	177 112	37 486	26 131	743 PUMPS NES,CENTRIFUGS ETC	23 295	79 180	55 389
513 CARBOXYLIC ACIDS,DERIVTS	178 941	42 450	29 673	744 MECHANICAL HANDLING EQUIP	41 369	62 043	43 488
514 NITROGEN-FUNCT.COMPOUNDS	87 307	42 158	29 360	745 OTH.NONELEC MCH,TOOL,NES	21 429	94 222	66 051
515 ORGANO-INORGANIC CPNDS	19 103	55 976	38 949	746 BALL OR ROLLER BEARINGS	12 240	39 955	27 958
516 OTHER ORGANIC CHEMICALS	103 786	29 045	20 338	747 TAPS,COCKS,VALVES,ETC.	9 530	37 119	26 031
522 INORGANIC CHEM.ELEMENTS	97 444	24 308	16 990	748 TRANSMISSIONS SHAFTS ETC	9 426	27 904	19 480
523 METAL.SALTS,INORGAN.ACID	200 608	33 273	23 222	749 NON-ELECT MACH.PARTS,ETC	4 909	39 115	27 328
524 OTHER CHEMICAL COMPOUNDS	3 876	2 892	2 018	751 OFFICE MACHINES	1 476	8 256	5 783
525 RADIO-ACTIVE MATERIALS	7	178	129	752 AUTOMATC.OFFICE PROC.EQUIP	6 102	73 762	51 742
531 SYNTH.COLOURS,LAKES,ETC.	77 193	152 985	106 895	759 PARTS,FOR OFFICE MACHINS	897	23 421	16 391
532 DYEING,TANNING MATERIALS	17 239	5 443	3 806	761 TELEVISION RECEIVERS ETC	9 593	34 095	23 828
533 PIGMENTS, PAINTS, ETC.	155 712	92 097	64 524	762 RADIO-BROADCAST RECEIVER	637	5 260	3 657
541 MEDICINES,ETC.EXC.GRP542	4 423	61 235	42 815	763 SOUND RECORDER,PHONOGRPH	625	10 425	7 296
542 MEDICAMENTS	5 053	64 429	45 043	764 TELECOMM.EQUIP.PARTS NES	6 321	200 486	140 515
551 ESSNTL.OIL,PERFUME,FLAVR	7 962	16 391	11 494	771 ELECT POWER MACHNRY,PARTS	6 473	22 348	15 602
553 PERFUMERY,COSMETICS,ETC.	13 567	16 226	11 341	772 ELEC.SWITCH,RELAY,CIRCUT	23 144	156 752	109 455
				773 ELECTR.DISTRIB.EQPT NES	38 781	60 064	41 931
				774 ELECTRO-MEDCL,XRAY EQUIP	2 513	35 316	24 729

7 IMPORTS AND EXPORTS (SPECIAL TRADE) BY COUNTRIES OF PRODUCTION AND CONSUMPTION AND BY GROUPS OF THE SITC-REV. III 1995

GROUP DESCRIPTION	DT = 100 KG	1 000 DM	1 000 \$	GROUP DESCRIPTION	DT = 100 KG	1 000 DM	1 000 \$
775 DOM.ELEC,NON-ELEC.EQUIPT	73 719	87 767	61 507	727 FOOD-PROCESS.MCH.NON DOM	854	211	151
776 TRANSISTORS,VALVES,ETC.	107 783	156 545	109 655	728 OTH.MACH.PTS,SPCL INDUST	2 002	611	430
778 ELECTRIC.MACH.APPART.NES	97 672	134 713	94 155	735 PARTS,NES,FOR MACH-TOOLS	113	56	39
781 PASS.MOTOR VEHCLS.EX.BUS	203 242	452 671	315 676	741 HEATING,COOLING EQUIP,PART	1 450	522	366
782 GOODS,SPCL TRANSPORT VEH	30 589	65 010	45 275	748 TRANSMISSIONS SHAFTS ETC	8	149	104
783 ROAD MOTOR VEHICLES NES	29 852	47 387	33 183	752 AUTOMATC.DATA PROC.EQUIP	1	49	34
784 PARTS,TRACTORS,MOTOR VEH	158 350	317 186	222 029	764 TELECOMM.EQUIP.PARTS NES	242	336	238
785 CYCLES,MOTORCYCLES ETC.	1 655	4 204	2 987	771 ELECT POWER MACHNY.PARTS	144	495	347
786 TRAILERS,SEMI-TRAILR,ETC	28 203	21 978	15 340	772 ELEC.SWITCH.RELAY.CIRCUT	12	147	104
791 RAILWAY VEHICLES.EQUIPNT	2 292	3 835	2 704	773 ELECTR.DISTRIB.EQPT NES	88	45	32
792 AIRCRAFT,ASSOCTD.EQUIPNT	655	53 528	37 692	774 ELECTRO-MEDCL,XRAY EQUIP	11	59	42
793 SHIP,BOAT,FLOAT.STRUCTRS	1 123	5 978	4 009	781 PASS.MOTOR VEHCLS.EX.BUS	38	80	55
800 CPL IND PLANT CHAP 90/94	600	14 292	10 052	783 ROAD MOTOR VEHICLES NES	385	527	379
811 PREFABRICATED BUILDINGS	123	217	149	784 PARTS,TRACTORS,MOTOR VEH	280	241	166
812 PLUMBING,SANITRY,EQPT.ETC	73 479	70 394	48 994	785 CYCLES,MOTORCYCLES ETC.	78	60	42
813 LIGHTING FIXTURES ETC.NES	2 072	8 539	5 966	786 TRAILERS,SEMI-TRAILR,ETC	1 910	1 594	1 114
821 FURNITURE,CUSHIONS,ETC.	16 320	16 301	11 412	793 SHIP,BOAT,FLOAT.STRUCTRS	398	298	210
831 TRUNK,SUIT-CASES,BAG,ETC	611	1 748	1 219	811 PREFABRICATED BUILDINGS	59 377	6 340	4 450
841 MENS,BOYS CLOTHING,X-KNIT	546	3 301	2 316	821 FURNITURE,CUSHIONS,ETC.	63 824	19 540	13 720
842 WOMEN,GIRL CLOTHING,XKNIT	339	3 525	2 458	841 MENS,BOYS CLOTHING,X-KNIT	1 618	7 061	4 896
843 MENS,BOYS CLOTHING,KNIT	604	1 809	1 271	842 WOMEN,GIRL CLOTHING,XKNIT	2 270	9 743	6 775
844 WOMEN,GIRLS CLOTHING,KNIT	197	1 156	809	843 MENS,BOYS CLOTHING,KNIT	511	1 124	779
845 OTHR.TEXTILE APPAREL,NES	733	4 988	3 490	844 WOMEN,GIRLS CLOTHING,KNIT	15	125	88
846 CLOTHING ACCESSRS,FABRIC	1 850	8 041	5 615	845 OTHR.TEXTILE APPAREL,NES	1 193	4 069	2 847
848 CLOTHING,NONXTL;HEADGEAR	2 482	9 184	6 441	846 CLOTHING,NONXTL;HEADGEAR	5	59	41
851 FOOTWEAR	1 553	3 233	2 256	851 FOOTWEAR	1 282	1 667	1 151
871 OPTICAL INSTRUMENTS,NES	215	4 198	2 937	871 OPTICAL INSTRUMENTS,NES	9	175	121
872 MEDICAL INSTRUMENTS NES	2 727	35 543	24 780	872 MEDICAL INSTRUMENTS NES	10	360	252
873 METERS,COUNTERS,NES	1 941	11 258	7 890	873 METERS,COUNTERS,NES	3	195	139
874 MEASURE,CONTROL INSTRMNT	7 586	129 478	90 608	874 MEASURE,CONTROL INSTRMNT	12	230	163
881 PHOTOGRAPH APPAR.ETC.NES	938	7 162	5 046	892 PRINTED MATTER	67	53	37
882 PHOTO.CINEMATOPHRP.SUPPL	25 703	35 815	25 010	893 ARTICLES,NES,OF PLASTICS	858	389	268
884 OPTICAL GOODS NES	192	11 948	833	894 BABY CARRIAGE,TOYS,GAMES	3 391	2 481	1 743
885 WATCHES AND CLOCKS	767	13 124	9 187	896 WORKS OF ART,ANTIQUE ETC	7	961	673
891 ARMS AND AMMUNITION	365	4 898	3 412	898 MUSICAL INSTRUMENTS,ETC.	48	181	126
892 PRINTED MATTER	48 993	35 059	24 463	899 MISC MANUFCTRD GOODS NES	1 088	1 854	1 297
893 ARTICLES,NES,OF PLASTICS	45 127	48 119	33 647	EXPORTS	628 313	369 045	258 498
894 BABY CARRIAGE,TOYS,GAMES	3 985	12 377	8 687	001 LIVE ANIMALS	184	122	87
895 OFFICE,STATIONERY SUPPLS	3 289	13 892	9 722	012 OTHER MEAT, MEAT OFFAL	3 178	718	504
896 WORKS OF ART,ANTIQUE ETC	18	1 806	1 276	017 MEAT,OFFL.PRPD,PRSD,NES	533	150	102
897 GOLD,SILVERWARE,JEWEL NES	62	4 594	3 177	022 MILK AND CREAM	13 798	2 900	2 032
898 MUSICAL INSTRUMENTS,ETC.	20 911	40 182	28 115	023 BUTTER,OTHER FAT OF MILK	4 455	1 258	827
899 MISC MANUFCTRD GOODS NES	7 053	39 765	27 848	024 CHEESE AND CURD	3 006	1 399	983
941 COMPL IND PLANT CHAP 99	1 998	16 513	11 724	034 FISH,FRESH,CHILLED,FROZN	6 757	630	488
971 GOLD,NONMONTYR EXCL ORES		1 116	764	037 FISH ETC.PRPD,PRSD,NES	2 267	353	244
ESTONIA				042 RICE	2 643	157	108
IMPORTS				046 MEAL,FLOUR OF WHEAT,MSLN	16 702	678	474
001 LIVE ANIMALS	876	158	110	048 CEREAL PREPARATIONS	24 085	4 126	2 879
022 MILK AND CREAM	812	235	164	054 VEGETABLES	216	175	121
023 BUTTER,OTHER FAT OF MILK	391	130	92	056 VEGETABLES,PRPD,PRSD,NES	2 877	567	393
034 FISH,FRESH,CHILLED,FROZN	5 633	2 919	2 036	057 FRUIT,NUTS EXCL.OIL NUTS	8 966	1 144	804
035 FISH,DRIED,SALTED,SMOKED	395	238	169	058 FRUIT,PRESERVED,PREPARED	1 514	440	305
037 FISH ETC.PRPD,PRSD,NES	979	1 382	972	059 FRUIT,VEGETABLE JUICES	1 767	308	216
054 VEGETABLES	473	334	232	061 SUGARS,MOLASSES,HONEY	94 988	5 145	3 605
056 VEGETABLES,PRPD,PRSD,NES	344	48	35	062 SUGAR CONFECTIONERY	1 152	771	540
057 FRUIT,NUTS EXCL.OIL NUTS	951	231	161	071 COFFEE,COFFEE SUBSTITUTE	529	513	365
058 FRUIT,PRESERVED,PREPARED	5 711	1 216	846	072 COCOA	1 966	190	133
212 FURSKINS, RAW	15	131	92	073 CHOCOLATE,OTH.COCOA PREP	3 491	1 871	1 307
222 OILSEED(SFT.FIX VEG.OIL)	8 580	399	265	074 TEA AND MATE	175	192	133
247 WOOD ROUGH,ROUGH SQUARED	118 747	2 445	1 718	075 SPICES	208	268	182
248 WOOD, SIMPLY WORKED	150 604	6 863	4 810	081 ANIMAL FEED STUFF	10 800	1 046	731
251 PULP AND WASTE PAPER	5 940	177	122	091 MARGARINE AND SHORTENING	4 537	664	457
278 OTHER CRUDE MINERALS	9 440	48	33	098 EDIBLE PRD.PRPRTNS,NES	11 436	3 597	2 520
282 FERROUS WASTE AND SCRAP	531 762	26 121	18 270	111 NON-ALCOHOL.BEVERAGE,NES	2 978	267	187
288 NON-FERROUS WASTE,SCRAP	36 009	14 029	9 810	112 ALCOHOLIC BEVERAGES	26 137	7 335	5 110
289 PREC.METAL ORES,CONCRTS	192	2 315	1 635	122 TOBACCO, MANUFACTURED	983	1 946	1 345
291 CRUDE ANIMAL MATERIALS,NES	3 205	457	317	212 FURSKINS, RAW	10	85	59
292 CRUDE VEG.MATERIALS, NES	5 507	381	267	222 OILSEED(SFT.FIX VEG.OIL)	1 635	233	164
322 BRIQUETTES,LIGNITE,PEAT	1 071 686	9 401	6 606	232 SYNTHETIC RUBBER, ETC.	4 388	446	311
334 PETROLEUM PRODUCTS	1 454 140	30 914	21 732	248 WOOD, SIMPLY WORKED	2 001	464	325
421 FIXED VEG.FAT,OILS, SOFT	506	58	41	266 SYNTHETIC FIBRES	980	235	165
513 CARBOXYLIC ACIDS,DERIVTS	12 770	1 248	866	267 OTHER MAN-MADE FIBRES	2 087	708	494
522 INORGANIC CHEM.ELEMENTS	226 502	8 453	6 007	268 WOOL, OTHER ANIMAL HAIR	74	50	35
541 MEDICINES,ETC.EXC.GRP542	44	159	109	269 WORN CLOTHING,TEXTL.ARTL	2 306	201	142
562 FERTILIZER,EXCEPT GRP272	139 729	3 844	2 674	273 STONE, SAND AND GRAVEL	2 141	89	59
592 STARCHES,INULIN,ETC.	288	164	114	292 CRUDE VEG.MATERIALS, NES	2 483	2 955	2 066
598 MISC.CHEMICAL PRDCTS,NES	1 596	179	126	334 PETROLEUM PRODUCTS	12 185	2 405	1 680
625 RUBBER TYRES,TUBES,ETC.	174	51	36	335 RESIDUAL PETROL.PRODUCTS	3 973	440	310
634 VENEERS, PLYWOOD, ETC.	162 761	12 445	8 652	421 FIXED VEG.FAT,OILS, SOFT	50 437	6 083	4 262
635 WOOD MANUFACTURES, NES	62 983	8 013	5 607	422 FIXED VEG.FAT,OILS,OTHER	1 039	125	85
651 TEXTILE YARN	6 937	3 130	2 187	431 ANIMAL,VEG.FATS,OILS,NES	552	71	49
652 COTTON FABRICS, WOVEN	11 740	7 402	5 190	511 HYDROCARBONS,NES,DERIVTS	1 026	228	158
656 TULLE,LACE,EMBROIDRY.ETC	32	57	40	512 ALCOHOL,PHENOL,ETC.DERIV	134	102	72
657 SPECIAL YARN,TXTL.FABRIC	197	98	68	513 CARBOXYLIC ACIDS,DERIVTS	922	376	257
658 TEXTILE ARTICLES NES	6 502	7 323	5 126	514 NITROGEN-FUNCT.COMPOUNDS	59	94	66
659 FLOOR COVERINGS,ETC.	133	179	126	515 ORGAND-INORGANIC COMPND	55	490	340
661 LIME,CEMENT,CONSTR.MATRL	1 964 298	9 794	6 864	516 OTHER ORGANIC CHEMICALS	998	497	352
664 GLASS	4 079	2 057	1 441	522 INORGANIC CHEM.ELEMENTS	7 602	299	210
671 PIG IRON,SPIEGELEISN,ETC	2 259	1 448	1 012	523 METAL.SALTS,INORGAN.ACID	550	127	89
678 WIRE OF IRON OR STEEL	53 311	2 236	1 521	531 SYNTH.COLOURS,LAKES,ETC.	528	579	405
683 NICKEL	3 723	3 675	2 529	533 PIGMENTS, PAINTS, ETC.	10 015	3 153	2 217
684 ALUMINIUM	1 147	310	212	541 MEDICINES,ETC.EXC.GRP542	119	1 119	774
685 LEAD	1 767	151	104	542 MEDICAMENTS	2 825	7 153	4 992
687 TIN	99	64	46	551 ESSNTL.OIL,PERFUME,FLAVR	227	425	295
689 MISC.NON-FERR.BASE METAL	3 763	7 399	5 237	553 PERFUMERY,COSMETICS,ETC.	6 880	11 685	8 195
691 METALLIC STRUCTURES NES	7 660	2 947	2 103	554 SOAP,CLEANERS,POLISH,ETC	3 877	1 399	973
692 CONTAINERS,STORAGE,TRANSP	368	208	145	571 POLYMERS OF ETHYLENE	1 479	287	202
694 NAILS,SCREWS,NUTS,ETC.	59	55	37	572 POLYMERS OF STYRENE	419	109	77
697 HOUSEHOLD EQUIPMENT,NES	79	49	35	573 POLYMERS,VINYL CHLORIDE	2 658	472	325
699 MANUFACTS.BASE METAL,NES	1 277	861	591	574 POLYACETAL.POLYCARBONATE	213	139	97
711 STEAM GENER. BOILERS,ETC.	3 605	2 528	1 788	575 OTH.PLASTIC,PRIMARY FORM	5 414	2 223	1 540
716 ROTATING ELECTRIC PLANT	1 031	237	166	581 PLASTIC TUBE,PIPE,HOSE	640	510	357
721 AGRIC.MACHINES,EX.TRACTR	1 595	730	523	582 PLASTIC PLATE,SHEETS,ETC	2 475	1 491	1 046
724 TEXTILE,LEATHER MACHINES	65	80	57	583 MONOFILAMENT OF PLASTICS	4 018	2 596	1 817
725 PAPER,PULP MILL MACHINES	48	48	34	591 INSECTICIDES, ETC.	598	1 173	823
				592 STARCHES,INULIN,ETC.	713	355	249

7 IMPORTS AND EXPORTS (SPECIAL TRADE) BY COUNTRIES OF PRODUCTION AND CONSUMPTION AND BY GROUPS OF THE SITC-REV. III 1995

GROUP DESCRIPTION	DT = 100 KG	1 000 DM	1 000 \$	GROUP DESCRIPTION	DT = 100 KG	1 000 DM	1 000 \$
593 EXPLOSIVES, PYROTECHNICS	588	454	317	891 ARMS AND AMMUNITION	6	131	93
597 PREPRED ADDITIVES, LIQUIDS	1 413	477	334	892 PRINTED MATTER	805	1 335	934
598 MISC. CHEMICAL PRODS, NES	6 806	2 717	1 902	893 ARTICLES, NES, OF PLASTICS	4 793	4 107	2 865
600 CPL IND PLANT CHAP 69-76	359	82	58	894 BABY CARRIAGE, TOYS, GAMES	614	1 011	699
611 LEATHER	25	99	70	895 OFFICE, STATIONERY SUPPLS	331	2 009	1 401
612 MANUFACT. LEATHER ETC, NES	13	70	52	897 GOLD, SILVERWARE, JEWEL NES	2	223	157
621 MATERIALS OF RUBBER	666	509	356	898 MUSICAL INSTRUMENTS, ETC.	330	1 385	953
625 RUBBER TYRES, TUBES, ETC.	4 365	1 780	1 254	899 MISC MANUFACTD GOODS NES	647	2 709	1 877
629 ARTICLES OF RUBBER, NES	387	485	338	941 COMPL IND PLANT CHAPT 99	97	82	58
634 VENEERS, PLYWOOD, ETC.	5 274	781	547	971 GOLD, NONMONTY EXCL ORES		159	110
635 WOOD MANUFACTURES, NES	492	359	251				
641 PAPER AND PAPERBOARD	9 194	4 237	2 964	LATVIA			
642 PAPER, PAPERBOARD, CUT ETC	4 383	2 706	1 890	IMPORTS	13 671 282	580 194	406 074
651 TEXTILE YARN	874	1 357	950				
652 COTTON FABRICS, WOVEN	911	2 077	1 452	001 LIVE ANIMALS	2 200	547	382
653 FABRICS, MAN-MADE FIBRES	3 314	8 383	5 872	012 OTHER MEAT, MEAT OFFAL	748	913	635
654 OTH. TEXTILE FABRIC, WOVEN	1 020	3 907	2 737	023 BUTTER, OTHER FAT OF MILK	834	292	204
655 KNIT, CROCHET, FABRIC NES	186	525	362	024 CHEESE AND CURD	1 343	442	308
656 TULLE, LACE, EMBROIDRY, ETC	150	530	361	034 FISH, FRESH, CHILLED, FROZEN	707	396	274
657 SPECIAL YARN, TXTL, FABRIC	1 910	2 106	1 476	035 FISH, DRIED, SALTED, SMOKED	224	60	41
658 TEXTILE ARTICLES NES	274	350	243	037 FISH ETC. PREP, PRSVD, NES	361	100	71
659 FLOOR COVERINGS, ETC.	1 262	901	235	054 VEGETABLES	2 380	2 257	1 575
661 LIME, CEMENT, CONSTR. MATRL	2 635	330	127	057 FRUIT, NUTS EXCL. OIL NUTS	130	50	35
662 CLAY, REFRCT. CONSTR. MATRL	2 181	178	127	058 FRUIT, PRESERVED, PREPARED	400	109	78
663 MINERAL MANUFACTURES, NES	5 116	1 047	727	059 FRUIT, VEGETABLE JUICES	18 549	4 546	3 198
664 GLASS	5 042	585	411	062 SUGAR CONFECTIONERY	427	189	133
665 GLASSWARE	340	185	123	071 COFFEE, COFFEE SUBSTITUTE	92	53	38
667 PEARLS, PRECIOUS STONES		37 047	26 456	073 CHOCOLATE, OTH. COCOA PREP	160	86	60
673 FLAT-ROLLED IRON ETC.	9 056	2 334	1 624	211 HIDES, SKINS (EX. FURS), RAW	6 895	1 283	909
675 FLAT-ROLLED, ALLOY STEEL	1 227	796	559	212 FURSKINS, RAW	15	324	224
676 IRON, STL. BAR, SHAPES ETC.	2 345	503	352	247 WOOD ROUGH, ROUGH SQUARED	59 559	638	456
677 RAILWAY TRACK IRON, STEEL	186	129	88	248 WOOD, SIMPLY WORKED	1 514 305	61 394	43 119
679 TUBES, PIPES, ETC. IRON, STL	2 012	470	328	251 PULP AND WASTE PAPER	1 775	56	40
682 COPPER	128	175	122	263 COTTON	9 176	2 572	1 803
684 ALUMINIUM	1 800	1 712	1 197	266 SYNTHETIC FIBRES	289	70	50
691 METALLIC STRUCTURES NES	3 566	1 565	1 091	267 OTHER MAN-MADE FIBRES	10 846	1 849	1 297
692 CONTAINERS, STORAGE, TRNSP	3 895	2 143	1 500	268 WOOL, OTHER ANIMAL HAIR	768	335	235
693 WIRE PRODUCTS EXCL. ELECT	50	92	66	278 OTHER CRUDE MINERALS	2 398 082	5 226	3 687
694 NAILS, SCREWS, NUTS, ETC.	236	248	165	282 FERROUS WASTE AND SCRAP	171 638	6 783	4 721
695 TOOLS	802	1 905	1 321	288 NON-FERROUS WASTE, SCRAP	191 212	50 923	35 532
696 CUTLERY	164	634	440	289 PREC. METAL ORES, CONCRTRS	81	1 067	751
697 HOUSEHOLD EQUIPMENT, NES	1 318	1 125	789	291 CRUDE ANIMAL MATERLS, NES	4 054	1 212	843
699 MANUFACT. BASE METAL, NES	3 840	4 744	3 320	292 CRUDE VEG. MATERIALS, NES	80	82	59
711 STEAM GENER. BOILERS, ETC.	3 782	2 957	2 099	322 BRIQUETTES, LIGNITE, PEAT	816 523	6 494	4 567
712 STEAM TURBINES	1 051	76	53	324 PETROLEUM PRODUCTS	7 377 115	165 797	116 214
713 INTRNL COMBUS PSTN ENGIN	202	848	595	515 ORGANO-INORGANIC COMPNDS	247	193	129
716 ROTATING ELECTRIC PLANT	399	1 170	810	533 PIGMENTS, PAINTS, ETC.	175	56	37
721 AGRIC. MACHINES, EX. TRACTR	1 412	946	670	541 MEDICINES, ETC. EXC. GRP 642	37	228	158
722 TRACTORS	309	111	75	542 MEDICAMENTS	9	58	41
723 CIVIL ENGINEERING EQUIPT	2 897	5 397	3 837	551 ESSNTL. OIL, PERFUME, FLAVR	731	129	90
724 TEXTILE, LEATHER MACHINES	891	2 221	1 537	562 FERTILIZER, EXCEPT GRP 272	7 000	150	106
725 PAPER, PULP MILL MACHINES	48	79	54	571 POLYMERS OF ETHYLENE	460	78	54
726 PRINTING, BOOKBINDING MACHS	167	972	638	575 OTH. PLASTIC, PRIMARY FORM	26 412	5 896	4 109
727 FOOD-PROCESS. MCH, NON DOM	579	1 112	782	579 PLASTIC WASTE, SCRAP ETC	2 629	143	99
728 OTH. MACH, PTS, SPCL INDUST	6 597	7 304	5 138	592 STARCHES, INULIN, ETC.	8 904	5 031	3 535
731 METAL REMOVAL WORK TOOLS	352	706	497	598 MISC. CHEMICAL PRODS, NES	8 824	874	571
733 MACH-TOOLS, METAL-WORKING	171	99	73	612 MANUFACT. LEATHER ETC, NES	74	374	262
735 PARTS, NES, FOR MACH-TOOLS	66	244	174	634 VENEERS, PLYWOOD, ETC.	117 849	21 200	14 905
737 METALWORKING MACHNRY NES	82	421	291	635 WOOD MANUFACTURES, NES	68 649	5 868	4 090
741 HEATING, COOLING EQUIP, PART	2 311	2 791	1 947	641 PAPER AND PAPERBOARD	517	63	44
742 PUMPS FOR LIQUIDS, PARTS	366	830	581	642 PAPER, PAPERBOARD, CUT ETC	306	168	117
743 PUMPS NES, CENTRIFUGS ETC	1 899	3 425	2 428	651 TEXTILE YARN	31 899	12 469	8 735
744 MECHANICAL HANDLING EQUIP	1 230	1 716	1 185	652 COTTON FABRICS, WOVEN	6 333	3 252	2 261
745 OTH. NONELEC MCH, TOOL, NES	1 092	3 576	2 490	653 FABRICS, MAN-MADE FIBRES	262	332	227
747 TAPS, COCKS, VALVES, ETC.	334	849	546	654 OTH. TEXTILE FABRIC, WOVEN	9 925	5 681	3 990
748 TRANSMISSIONS SHAFTS ETC	1 103	775	1 266	655 KNIT, CROCHET, FABRIC NES	43	86	63
749 NON-ELECT MACH. PARTS, ETC	18	1 808	1 446	656 TULLE, LACE, EMBROIDRY, ETC	92	161	113
751 OFFICE MACHINES	221	927	1 447	658 TEXTILE ARTICLES NES	13 210	12 926	9 041
752 AUTOMATC. DATA PROC. EQUIP	263	2 062	697	659 FLOOR COVERINGS, ETC.	65	94	65
759 PARTS, FOR OFFICE MACHINS	160	996	645	661 LIME, CEMENT, CONSTR. MATRL	313 435	1 889	1 333
761 TELEVISION RECEIVERS ETC	305	929	132	665 GLASSWARE	1 584	1 391	970
762 RADIO-BROADCAST RECEIVER	41	188	118	671 PIG IRON, SPIEGELEISN, ETC	37 154	6 318	4 389
763 SOUND RECORDER, PHONOGRPH	16	172	118	676 IRON, STL. BAR, SHAPES ETC.	17 119	694	492
764 TELECOMM. EQUIP. PARTS NES	214	3 161	2 204	678 WIRE OF IRON OR STEEL	181 787	7 851	5 510
771 ELECT POWER MACHNY, PARTS	87	889	619	682 COPPER	18 183	7 448	5 155
772 ELEC. SWITCH, RELAY, CIRCUIT	684	2 440	1 703	683 NICKEL	1 677	1 889	1 311
773 ELECTR DISTRIB. EQPT NES	6 027	2 660	1 860	684 ALUMINIUM	12 832	3 370	2 395
774 ELECTRO-MEDCL, XRAY EQUIP	360	6 162	5 246	686 ZINC	3 726	573	401
775 DOM. ELEC. NON-ELEC, EQUIPT	5 130	7 527	69	687 TIN	352	232	155
776 TRANSISTORS, VALVES, ETC.	2	101	69	689 MISC. NON-FERR. BASE METAL	1 156	1 282	880
778 ELECTRIC MACH. APPART, NES	2 173	4 694	3 279	692 CONTAINERS, STORAGE, TRNSP	4 357	774	544
781 PASS. MOTOR VEHCLS. EX. BUS	44 388	43 974	30 763	694 NAILS, SCREWS, NUTS, ETC.	4 174	219	151
782 GOODS, SPCL TRANSPORT VEH	10 747	5 729	4 022	695 TOOLS	210	115	79
783 ROAD MOTOR VEHICLES NES	3 880	1 844	1 287	697 HOUSEHOLD EQUIPMENT, NES	210	59	42
784 PARTS, TRACTORS, MOTOR VEH	3 245	13 702	9 592	699 MANUFACT. BASE METAL, NES	6 644	1 506	1 059
786 TRAILERS, SEMI-TRAILR, ETC	3 102	1 141	794	711 STEAM GENER. BOILERS, ETC.	132	116	81
791 RAILWAY VEHICLES, EQUIPNT	53	129	89	713 INTRNL COMBUS PSTN ENGIN	820	1 685	1 201
793 SHIP, BOAT, FLOAT, STRUCTRS	14	77	55	716 ROTATING ELECTRIC PLANT	715	1 699	1 210
812 PLUMBING, SANITRY, EQPT, ETC	569	397	277	721 AGRIC. MACHINES, EX. TRACTR	2 324	821	575
813 LIGHTING FIXTURES ETC, NES	589	1 378	966	728 OTH. MACH, PTS, SPCL INDUST	1 276	636	444
821 FURNITURE, CUSHIONS, ETC.	2 794	3 035	2 116	733 MACH-TOOLS, METAL-WORKING	280	118	84
831 TRUNK, SUIT-CASES, BAG, ETC	73	366	260	735 PARTS, NES, FOR MACH-TOOLS	172	77	53
841 MENS, BOYS CLOTHING, X-KNIT	52	377	1 137	741 HEATING, COOLING EQUIP, PART	750	124	88
842 WOMEN, GIRL CLOTHING, XKNIT	112	1 636	1 137	743 PUMPS NES, CENTRIFUGS ETC	40	170	120
843 MENS, BOYS CLOTHING, KNIT	94	329	195	745 OTH. NONELEC MCH, TOOL, NES	292	220	155
844 WOMEN, GIRLS CLOTHING, KNIT	37	288	714	748 TRANSMISSIONS SHAFTS ETC	12 952	3 607	2 516
845 OTHR. TEXTILE APPAREL, NES	157	1 020	274	759 PARTS, FOR OFFICE MACHINS	1	46	33
846 CLOTHING ACCESSRS, FABRIC	115	398	363	764 TELECOMM. EQUIP. PARTS NES	6 414	1 991	1 391
848 CLOTHING, NONTXLT, HEADGEAR	162	535	1 129	771 ELECT POWER MACHNY, PARTS	3 911	8 889	6 242
851 FOOTWEAR	344	1 601	357	772 ELEC. SWITCH, RELAY, CIRCUIT	12	55	40
871 OPTICAL INSTRUMENTS, NES	12	517	2 443	773 ELECTR DISTRIB. EQPT NES	31	11	102
872 MEDICAL INSTRUMENTS NES	453	3 497	741	776 TRANSISTORS, VALVES, ETC.	24	65	43
873 METERS, COUNTERS, NES	263	1 052	2 049	778 ELECTRIC MACH. APPART, NES	10 500	9 183	6 440
874 MEASURE, CONTROL INSTRMNT	215	2 943	167	781 PASS. MOTOR VEHCLS. EX. BUS	197	447	307
881 PHOTOGRAPH APPAR. ETC, NES	26	252	388	784 PARTS, TRACTORS, MOTOR VEH	97	113	79
882 PHOTO. CINEMATOGRPH. SUPPL	364	562	211	785 CYCLES, MOTORCYCLES ETC.	4 733	1 437	1 001
884 OPTICAL GOODS NES	4	305	367	786 TRAILERS, SEMI-TRAILR, ETC	747	159	111
885 WATCHES AND CLOCKS	25	530					

7 IMPORTS AND EXPORTS (SPECIAL TRADE) BY COUNTRIES OF PRODUCTION AND CONSUMPTION AND BY GROUPS OF THE SITC-REV. III 1995

GROUP DESCRIPTION	DT = 100 KG	1 000 DM	1 000 \$	GROUP DESCRIPTION	DT = 100 KG	1 000 DM	1 000 \$
811 PREFABRICATED BUILDINGS	3 660	366	256	651 TEXTILE YARN	7 091	8 856	6 216
813 LIGHTING FIXTURES ETC.NES	425	226	157	652 COTTON FABRICS, WOVEN	1 597	4 373	3 048
821 FURNITURE,CUSHIONS,ETC.	91 247	22 408	15 671	653 FABRICS,MAN-MADE FIBRES	5 185	21 434	15 020
841 MENS,BOYS CLOTHING,X-KNIT	5 078	16 399	11 469	654 OTH.TEXTILE FABRIC,WOVEN	1 862	8 077	5 696
842 WOMEN,GIRL CLOTHING,XKNIT	6 212	34 861	24 284	655 KNIT.CROCHET.FABRIC NES	797	2 330	1 633
843 MENS,BOYS CLOTHING,KNIT	270	381	261	656 TULLE,LACE,EMBROIDRY.ETC	103	743	511
844 WOMEN,GIRLS CLOTHNG.KNIT	1 448	5 331	3 721	657 SPECIAL YARN,TXTL.FABRIC	2 942	4 800	3 353
845 OTHR.TEXTILE APPAREL,NES	1 920	9 269	6 485	658 TEXTILE ARTICLES NES	453	985	685
846 CLOTHING ACCESSRS,FABRIC	6 095	13 259	9 271	659 FLOOR COVERINGS, ETC.	588	468	328
848 CLOTHING,NONTXTL;HEADGEAR	152	622	440	661 LIME,CEMENT,CONSTR.MATRL	2 220	251	175
851 FOOTWEAR	303	1 037	716	662 CLAY,REFRCT.CONSTR.MATRL	8 160	744	522
874 MEASURE,CONTROL INSTRMNT	168	988	702	663 MINERAL MANUFACTURES,NES	6 501	1 265	883
893 ARTICLES,NES,OF PLASTICS	1 256	510	350	664 GLASS	247	353	247
894 BABY CARRIAGE, TOYS,GAMES	565	1 704	1 193	665 GLASSWARE	3 033	2 012	1 395
896 WORKS OF ART,ANTIQUE ETC	7	611	425	666 POTTERY	137	216	149
898 MUSICAL INSTRUMENTS,ETC.	294	69	62	673 FLAT-ROLLED IRON ETC.	1 302	180	126
899 MISC MANUFCTRD GOODS NES	249	69	51	674 FLAT-ROLLED PLATED IRON	16 574	3 343	2 345
971 GOLD,NONMONTY EXCL ORES	8	923	661	675 FLAT-ROLLED, ALLOY STEEL	125	68	47
				676 IRON, STL.BAR, SHAPES ETC.	1 321	331	233
EXPORTS	1 604 861	591 536	413 456	677 RAILWAY TRACK IRON,STEEL	107	61	44
001 LIVE ANIMALS	240	762	528	679 TUBES,PIPES,ETC. IRON,STL	726	629	441
011 BOVINE MEAT	619	144	100	681 SILVER,PLATINUM,ETC.	1	116	82
012 OTHER MEAT, MEAT OFFAL	2 829	640	438	682 COPPER	562	772	541
017 MEAT,OFFL,PRPD,PRSD,NES	1 334	214	152	684 ALUMINIUM	1 627	2 870	2 014
022 MILK AND CREAM	25 311	6 587	4 612	691 METALLIC STRUCTURES NES	4 183	2 444	1 715
023 BUTTER,OTHER FAT OF MILK	210	70	50	692 CONTAINERS,STORAGE,TRNSP	5 841	1 686	1 163
024 CHEESE AND CURD	1 030	540	379	693 WIRE PRODUCTS EXCL.ELECT	70	115	78
034 FISH,FRESH,CHILLED,FROZN	592	67	47	694 NAILS,SCREWS,NUTS,ETC.	297	314	218
041 WHEAT, MESLIN, UNMILLED	45 130	896	636	695 TOOLS	803	2 216	1 543
042 RICE	976	72	49	696 CUTLERY	221	826	572
044 MAIZE UNMILLED	14 962	266	188	697 HOUSEHOLD EQUIPMENT,NES	1 060	1 335	936
047 OTHER CEREAL MEAL,FLOURS	16 500	325	222	699 MANUFACTS.BASE METAL,NES	4 329	5 514	3 847
048 CEREAL PREPARATIONS	21 794	4 741	3 316	700 CPL IND PLANT (84/85/87)	2 114	10 032	7 110
054 VEGETABLES	5 667	1 104	777	711 STEAM GENER. BOILERS,ETC.	581	711	498
056 VEGETABLES,PRPD,PRSD,NES	2 527	732	504	712 STEAM TURBINES	337	143	98
057 FRUIT,NUTS EXCL.OIL NUTS	7 693	1 669	1 155	713 INTRNL COMBUS PSTN ENGIN	1 839	2 857	1 996
058 FRUIT,PRESERVED,PREPARED	8 181	4 190	2 922	716 ROTATING ELECTRIC PLANT	2 523	1 427	969
059 FRUIT, VEGETABLE JUICES	38 768	2 921	2 033	721 AGRIC.MACHINES,EX. TRACTR	3 733	2 755	1 922
061 SUGARS,MOLASSES,HONEY	121 209	6 509	4 590	722 TRACTORS	419	394	279
062 SUGAR CONFECTIONERY	3 042	1 353	947	723 CIVIL ENGINEERING EQUIPT	3 535	6 579	4 633
071 COFFEE,COFFEE SUBSTITUTE	5 991	8 755	6 125	724 TEXTILE,LEATHER MACHINES	1 497	3 704	2 592
072 COCOA	4 244	396	273	725 PAPER,PULP MILL MACHINES	58	173	122
073 CHOCOLATE,OTH.COCOA PREP	9 828	4 412	3 061	726 PRINTNG,BOOKBINDNG MACHS	1 467	5 888	4 061
074 TEA AND MATE	108	146	104	727 FOOD-PROCESS.MCH.NON DOM	2 034	6 580	4 583
075 SPICES	939	511	353	728 OTH.MACH,PTS,SPCL INDUST	5 510	10 025	6 981
081 ANIMAL FEED STUFF	49 035	2 588	1 798	731 METAL REMOVAL WORK TOOLS	809	730	518
091 MARGARINE AND SHORTENING	7 908	1 200	826	733 MACH-TOOLS,METAL-WORKING	84	451	304
098 EDIBLE PROD.PREPRNTS,NES	9 711	5 275	3 692	735 PARTS,NES,FOR MACH-TOOLS	398	839	590
111 NON-ALCOHOL.BEVERAGE,NES	54 229	4 228	2 965	737 METALWORKING MACHNRY NES	208	584	406
112 ALCOHOLIC BEVERAGES	189 063	27 176	19 019	741 HEATING,COOLING EQUIP.PART	3 198	9 245	6 400
122 TOBACCO, MANUFACTURED	2 758	5 041	3 535	742 PUMPS FOR LIQUIDS,PARTS	707	1 782	1 239
222 OILSEED(SFT.FIX VEG.OIL)	4 260	714	491	743 PUMPS NES,CENTRIFUGS ETC	758	2 577	1 792
223 OILSEED(OTH.FIX.VEG.OIL)	597	139	95	744 MECHANICAL HANDLING EQUIP	2 316	3 860	2 673
232 SYNTHETIC RUBBER, ETC.	180	98	69	745 OTH.NONELEC MCH,TOOL,NES	1 029	3 639	2 565
247 WOOD ROUGH,ROUGH SQUARED	22 423	1 294	921	746 BALL OR ROLLER BEARINGS	134	728	501
248 WOOD, SIMPLY WORKED	663	156	108	747 TAPS,COCKS,VALVES,ETC.	812	2 068	1 440
266 SYNTHETIC FIBRES	365	218	153	748 TRANSMISSIONS SHAFTS ETC	149	494	347
267 OTHER MAN-MADE FIBRES	194	82	57	749 NON-ELECT MACH.PARTS,ETC	26	2 598	1 821
268 WOOL, OTHER ANIMAL HAIR	416	333	231	751 OFFICE MACHINES	152	936	658
269 WORN CLOTHING,TEXTL.ARTL	6 103	963	675	752 AUTOMATC.DATA PROC.EQUIP	351	4 315	3 008
273 STONE, SAND AND GRAVEL	3 796	92	63	759 PARTS,FOR OFFICE MACHINS	71	1 108	781
278 OTHER CRUDE MINERALS	11 682	97	65	761 TELEVISION RECEIVERS ETC	496	1 082	754
291 CRUDE ANIMAL MATERIALS,NES	1 066	1 339	941	762 RADIO-BROADCAST RECEIVER	29	147	99
292 CRUDE VEG.MATERIALS, NES	916	1 719	1 194	763 SOUND RECORDER,PHONOGRPH	8	241	169
334 PETROLEUM PRODUCTS	285 067	9 288	6 531	764 TELECOMM.EQUIP.PARTS NES	1 970	3 427	2 380
335 RESIDUAL PETROL.PRODUCTS	618	48	33	771 ELECT POWER MACHNRY,PARTS	5 485	9 824	6 890
421 FIXED VEG.FAT,OILS, SOFT	119 811	14 098	9 857	772 ELEC.SWITCH,RELAY,CIRCUT	602	3 021	2 108
431 ANIMAL, VEG.FATS,OILS,NES	1 596	274	191	773 ELECTR DISTRIB.EQPT NES	935	1 257	881
512 ALCOHOL,PHENOL,ETC.DERIV	2 509	375	259	774 ELECTRO-MEDCL.XRAY EQUIP	161	1 043	728
513 CARBOXYLIC ACIDS,DERIVTS	869	380	266	775 DOM.ELEC,NON-ELEC.EQUIPT	1 689	3 237	2 249
514 NITROGEN-FUNCT.COMPOUNDS	400	388	274	776 TRANSISTORS,VALVES,ETC.	21	422	295
515 ORGANO-INORGANIC COMPNDS	211	337	238	778 ELECTRIC.MACH.APART.ETC	2 054	4 479	3 117
516 OTHER ORGANIC CHEMICALS	168	138	96	781 PASS.MOTOR VEHCLS.EX.BUS	72 061	46 626	32 682
522 INORGANIC CHEM.ELEMENTS	711	255	179	782 GOODS,SPCL TRANSPORT VEH	19 056	9 721	6 802
523 METAL.SALTS,INORGAN.ACID	477	155	107	783 ROAD MOTOR VEHICLES NES	12 802	10 851	7 562
531 SYNTH.COLOURS,LAKES,ETC.	507	545	383	784 PARTS,TRACTORS,MOTOR VEH	5 841	33 025	23 156
533 PIGMENTS, PAINTS, ETC.	18 154	4 200	2 931	785 CYCLES,MOTORCYCLES ETC.	106	194	136
541 MEDICINES,ETC.EXC.GRP542	228	2 453	1 716	786 TRAILERS,SEMI-TRAILR,ETC	11 522	5 311	3 743
542 MEDICAMENTS	2 000	7 763	5 414	791 RAILWAY VEHICLES.EQUIPNT	395	1 476	1 021
551 ESSNTL.OIL,PERFUME,FLAVR	112	398	278	793 SHIP,BOAT,FLOAT.STRUCTRS	14	61	44
553 PERFUMERY,COSMETICS,ETC.	12 501	15 462	10 829	811 PREFABRICATED BUILDINGS	5 427	4 747	3 358
554 SOAP,CLEANERS,POLISH,ETC	5 151	1 914	1 343	812 PLUMBNG,SANITRY,EQPT.ETC	2 572	2 688	1 857
571 POLYMERS OF ETHYLENE	402	61	42	813 LIGHTNG FIXTURES ETC.NES	570	1 552	1 076
572 POLYMERS OF STYRENE	316	114	80	821 FURNITURE,CUSHIONS,ETC.	10 369	7 747	5 410
573 POLYMERS,VINYL CHLORIDE	408	147	103	831 TRUNK,SUIT-CASES,BAG,ETC	110	390	265
574 POLYACETAL,POLYCARBONATE	2 722	1 268	892	841 MENS,BOYS CLOTHING,X-KNIT	240	2 095	1 476
575 OTH.PLASTIC,PRIMARY FORM	4 631	1 591	1 115	842 WOMEN,GIRL CLOTHING,XKNIT	254	3 208	2 216
579 PLASTIC WASTE, SCRAP ETC	7 159	1 197	843	843 MENS,BOYS CLOTHING,KNIT	28	197	137
581 PLASTIC TUBE,PIPE,HOSE	1 675	2 140	1 500	844 WOMEN,GIRLS CLOTHNG.KNIT	913	3 817	2 646
582 PLASTIC PLATE,SHEETS,ETC	4 338	3 414	2 369	845 OTHR.TEXTILE APPAREL,NES	344	2 710	1 873
583 MONOFILAMENT OF PLASTICS	1 945	1 318	930	846 CLOTHING ACCESSRS,FABRIC	540	2 113	1 477
591 INSECTICIDES, ETC.	1 210	1 470	1 033	848 CLOTHING,NONTXTL;HEADGEAR	312	991	685
592 STARCHES,INULIN,ETC.	1 960	883	608	851 FOOTWEAR	716	1 696	1 185
593 EXPLOSIVES,PYROTECHNICS	49	72	51	857 OPTICAL INSTRUMENTS,NES	8	460	323
597 PREPRD ADDITIVES,LIQUIDS	12 063	3 108	2 171	872 MEDICAL INSTRUMENTS NES	682	3 868	2 707
598 MISC.CHEMICAL PRDCTS,NES	15 999	2 854	2 003	873 METERS,COUNTERS,NES	85	415	293
600 CPL IND PLANT CHAP 69-76	450	120	85	874 MEASURE,CONTROL INSTRMNT	357	3 574	2 484
611 LEATHER	102	692	491	881 PHOTOGRAPH APPAR.ETC.NES	119	1 288	898
612 MANUFACT. LEATHER ETC.NES	5	44	31	882 PHOTO.CINEMATOGRPH.SUPPL	878	1 819	1 284
621 MATERIALS OF RUBBER	164	230	151	884 OPTICAL GOODS NES	4	355	246
625 RUBBER TYRES,TUBES,ETC.	2 911	1 628	1 139	885 WATCHES AND CLOCKS	13	359	247
629 ARTICLES OF RUBBER, NES	342	974	669	891 ARMS AND AMMUNITION	207	928	647
633 CORK MANUFACTURES	391	376	264	892 PRINTED MATTER	5 198	4 112	2 866
634 VENEERS, PLYWOOD, ETC.	18 605	1 500	1 050	893 ARTICLES,NES,OF PLASTICS	15 571	9 483	6 643
635 WOOD MANUFACTURES, NES	1 294	741	520	894 BABY CARRIAGE,TOYS,GAMES	1 453	2 435	1 689
641 PAPER AND PAPERBOARD	13 040	7 765	5 425	895 OFFICE,STATIONERY SUPPLS	403	1 143	794
642 PAPER,PAPERBOARD,CUT ETC	16 617	4 934	3 432	896 WORKS OF ART,ANTIQUE ETC	7	528	354
				897 GOLD,SILVERWARE,JEWL NES	4	1 313	914

7 IMPORTS AND EXPORTS (SPECIAL TRADE) BY COUNTRIES OF PRODUCTION AND CONSUMPTION AND BY GROUPS OF THE SITC-REV. III 1995

GROUP DESCRIPTION	DT = 100 KG	1 000 DM	1 000 \$	GROUP DESCRIPTION	DT = 100 KG	1 000 DM	1 000 \$
898 MUSICAL INSTRUMENTS,ETC.	1 411	1 805	1 255	764 TELECOMM.EQUIP.PARTS NES	1 368	3 177	2 114
899 MISC MANUFACTRD GOODS NES	984	3 656	2 546	771 ELECT POWER MACHNY.PARTS	1	43	30
941 COMPL IND PLANT CHAPT 99	1 383	623	428	772 ELEC.SWITCH.RELAY.CIRCUIT	270	363	257
971 GOLD,NONMONTY EXCL ORES		706	499	773 ELECTR.DISTRIB.EQPT NES	1 340	3 999	2 815
LITHUANIA				775 DOM.ELEC.NON-ELEC.EQUIPT	33 974	12 709	8 930
IMPORTS				776 TRANSISTORS,VALVES,ETC.	2 434	2 454	1 734
001 LIVE ANIMALS	3 273	479	339	778 ELECTRIC.MACH.APPART.NES	414	187	131
022 MILK AND CREAM	2 306	603	416	781 PASS.MOTOR VEHCLS.EX.BUS	181	289	204
023 BUTTER,OTHER FAT OF MILK	665	240	168	782 GOODS,SPCL TRANSPORT VEH	106	240	170
034 FISH,FRESH,CHILLED,FROZN	1 180	236	158	784 PARTS,TRACTORS,MOTOR VEH	949	288	203
035 FISH,DRIED,SALTED,SMOKED	304	79	56	785 CYCLES,MOTORCYCLES ETC.	14 178	13 284	9 312
037 FISH ETC.PRPD,PRSD,NES	12 691	3 055	2 129	786 TRAILERS,SEMI-TRAILR,ETC	1 252	159	113
054 VEGETABLES	51 053	19 757	13 857	811 PREFABRICATED BUILDINGS	27 932	2 376	1 671
056 VEGETABLES,PRPD,PRSD,NES	574	122	86	812 PLUMBNG,SANITRY,EQPT,ETC	136	58	41
057 FRUIT,NUTS EXCL.OIL NUTS	34 372	1 163	807	813 LIGHTNG FIXTURES ETC.NES	950	166	116
058 FRUIT,PRESERVED,PREPARED	6 069	1 270	878	821 FURNITURE,CUSHIONS,ETC.	61 558	11 636	8 157
059 FRUIT,VEGETABLE JUICES	46 646	10 347	7 277	831 TRUNK,SUIT-CASES,BAG,ETC	35	69	47
062 SUGAR CONFECTIONERY	290	101	72	841 MENS,BOYS CLOTHNG,X-KNIT	15 787	55 608	38 856
073 CHOCOLATE,OTH.COCOA PREP	106	56	40	842 WOMEN,GRIL CLOTHNG,XKNIT	14 389	55 334	38 745
075 SPICES	1 116	72	51	843 MENS,BOYS CLOTHING,KNIT	383	890	621
081 ANIMAL FEED STUFF	3 992	179	120	844 WOMEN,GRILS CLOTHNG,KNIT	1 621	5 766	4 034
211 HIDES,SKINS(EX.FURS),RAW	15 912	4 195	2 927	845 OTHR TEXTILE APPAREL,NES	8 158	16 843	11 784
247 WOOD ROUGH,ROUGH SQUARED	49 367	684	486	846 CLOTHING ACCESSRS,FABRIC	4 481	6 655	4 651
248 WOOD, SIMPLY WORKED	2 453 671	78 356	55 000	848 CLOTHNG,NONTEXTL;HEADGEAR	47	103	73
251 PULP AND WASTE PAPER	3 948	103	75	851 FOOTWEAR	3 704	5 333	3 732
265 VEGETABLE TEXTILE FIBRES	748	113	78	871 OPTICAL INSTRUMENTS,NES	5	246	168
267 OTHER MAN-MADE FIBRES	102	62	43	873 METERS,COUNTERS,NES	21	76	56
268 WOOL, OTHER ANIMAL HAIR	1 927	1 084	742	874 MEASURE,CONTROL INSTRMNT	24	164	115
269 WORN CLOTHING,TEXTL,ARTL	69	47	34	884 OPTICAL GOODS NES	1	157	110
273 STONE, SAND AND GRAVEL	185 221	324	220	892 PRINTED MATTER	2 696	859	600
278 OTHER CRUDE MINERALS	735 947	1 853	1 319	893 ARTICLES,NES,OF PLASTICS	1 380	532	374
282 FERROUS WASTE AND SCRAP	443 448	28 077	19 672	894 BABY CARRIAGE,TOYS,GAMES	1 635	960	674
288 NON-FERROUS WASTE,SCRAP	288 785	74 551	52 420	896 WORKS OF ART,ANTIQUE ETC	26	670	469
289 PREC.METAL ORES,CONCRTS	1 007	7 939	5 557	899 MISC MANUFACTRD GOODS NES	441	528	368
291 CRUDE ANIMAL MATERLS,NES	6 936	745	527	EXPORTS			
322 BRIQUETTES,LIGNITE,PEAT	451 840	4 522	3 165	001 LIVE ANIMALS	410	348	249
334 PETROLEUM PRODUCTS	212 341	3 511	2 468	012 OTHER MEAT, MEAT OFFAL	7 502	637	439
335 RESIDUAL PETROL.PRODUCTS	5 000	124	87	016 MEAT,ED.OFFL,DRY,SLT,SMK	217	93	63
422 FIXED VEG.FAT,OILS,OTHER	6 372	834	593	017 MEAT,OFFL,PRPD,PRSD,NES	1 509	417	289
511 HYDROCARBONS,NES,DERIVTS	8	50	33	022 MILK AND CREAM	20 870	3 832	2 676
512 ALCOHOL,PHENOL,ETC.DERIV	12 740	1 020	725	023 BUTTER,OTHER FAT OF MILK	3 977	1 226	822
515 ORGANO-INORGANIC COMPNDS	1 014	460	321	024 CHEESE AND CURD	1 402	672	477
516 OTHER ORGANIC CHEMICALS	41	1 204	840	034 FISH,FRESH,CHILLED,FROZN	8 576	732	519
522 INORGANIC CHEM.ELEMENTS	179 115	6 425	4 610	037 FISH ETC.PRPD,PRSD,NES	12 445	2 741	1 905
523 METAL,SALTS,INORGAN.ACID	416	80	55	041 WHEAT, MESLIN, UNMILLED	2 013	143	101
533 PIGMENTS, PAINTS, ETC.	297	46	30	047 OTHER CEREAL MEAL,FLOURS	3 908	96	68
542 MEDICAMENTS	26	87	56	048 CEREAL PREPARATIONS	4 734	1 624	1 132
551 ESSNTL.OIL,PERFUME,FLAVR	1 257	173	119	054 VEGETABLES	3 530	876	615
562 FERTILIZER,EXCEPT GRP272	2 128 108	54 463	38 222	056 VEGETABLES,PRPD,PRSD,NES	3 422	964	667
571 POLYMERS OF ETHYLENE	8 103	945	666	057 FRUIT,NUTS EXCL.OIL NUTS	8 231	1 639	1 136
572 POLYMERS OF STYRENE	491	82	58	058 FRUIT,PRESERVED,PREPARED	10 590	4 655	3 266
575 OTH.PLASTIC,PRIMARY FORM	770	151	105	059 FRUIT,VEGETABLE JUICES	37 584	3 076	2 123
579 PLASTIC WASTE,SCRAP ETC	370	54	37	061 SUGARS,MOLASSES,HONEY	66 130	3 367	2 370
582 PLASTIC PLATE,SHEETS,ETC	1 347	271	189	062 SUGAR CONFECTIONERY	1 110	892	630
592 STARCHES,INULIN,ETC.	24 144	15 677	10 968	071 COFFEE,COFFEE SUBSTITUTE	9 790	9 049	6 306
598 MISC.CHEMICAL PRDCTS,NES	437	84	58	072 COCOA	572	52	37
611 LEATHER	8 548	4 160	2 892	073 CHOCOLATE,OTH.COCOA PREP	6 344	3 398	2 359
634 VENEERS, PLYWOOD, ETC.	125 711	5 702	3 977	074 TEA AND MATE	1 011	895	623
635 WOOD MANUFACTURES, NES	82 117	5 028	3 517	075 SPICES	1 064	863	602
641 PAPER AND PAPERBOARD	7 707	473	320	081 ANIMAL FEED STUFF	124 912	6 997	4 881
642 PAPER,PAPERBOARD,CUT ETC	1 832	341	238	091 MARGARINE AND SHORTENING	29 040	4 819	3 236
651 TEXTILE YARN	16 668	10 275	7 181	098 EDIBLE PROD.PREPRTNS,NES	13 723	7 558	5 280
652 COTTON FABRICS, WOVEN	4 398	3 433	2 415	111 NON-ALCOHOL.BEVERAGE,NES	103 169	7 472	5 228
653 FABRICS,MAN-MADE FIBRES	1 184	1 942	1 357	112 ALCOHOLIC BEVERAGES	34 215	5 567	3 874
654 OTH.TEXTILE FABRIC,WOVEN	2 479	3 444	2 417	122 TOBACCO, MANUFACTURED	7 435	13 445	9 315
657 SPECIAL YARN,XTXL.FABRIC	17	51	37	212 FURSKINS, RAW	84	2 704	1 893
658 TEXTILE ARTICLES NES	6 331	7 950	5 570	222 OILSEED(SFT.FIX VEG.OIL)	695	285	202
661 LIME,CEMENT,CONSTR.MATRL	31 398	177	116	223 OILSEED(OTH.FIX.VEG.OIL)	1 508	265	186
662 CLAY,REFRCT.CONSTR.MATRL	1 192	61	44	231 NATURAL RUBBER, ETC.	400	101	72
663 MINERAL MANUFACTURES,NES	7 532	354	248	232 SYNTHETIC RUBBER, ETC.	411	160	109
664 GLASS	19 553	889	622	248 WOOD, SIMPLY WORKED	1 299	417	289
665 GLASSWARE	1 393	524	367	266 SYNTHETIC FIBRES	2 471	903	631
666 POTTERY	816	568	401	267 OTHER MAN-MADE FIBRES	509	214	149
671 PIG IRON,SPIEGELEISN,ETC	1 453	854	601	268 WOOL, OTHER ANIMAL HAIR	3 027	3 031	2 121
673 FLAT-ROLLED IRON ETC.	1 363	81	57	269 WORN CLOTHING,TEXTL,ARTL	39 095	3 666	2 567
676 IRON,STL.BAR,SHAPES ETC.	5 159	166	109	273 STONE, SAND AND GRAVEL	25 697	120	83
677 RAILWAY TRACK IRON,STEEL	7 350	181	131	278 OTHER CRUDE MINERALS	4 354	51	36
678 WIRE OF IRON OR STEEL	24 748	1 442	1 011	291 CRUDE ANIMAL MATERLS,NES	2 057	1 207	843
679 TUBES,PIPES,ETC.IRON,STL	1 667	68	47	292 CRUDE VEG.MATERIALS, NES	1 430	3 212	2 251
681 SILVER,PLATINUM,ETC.		171	118	334 PETROLEUM PRODUCTS	11 315	2 035	1 418
682 COPPER	6 510	2 278	1 597	335 RESIDUAL PETROL.PRODUCTS	2 427	331	232
683 NICKEL	2 302	2 438	1 687	411 ANIMAL OILS AND FATS	4 761	543	380
684 ALUMINIUM	2 363	575	405	421 FIXED VEG.FAT,OILS, SOFT	111 311	15 806	11 063
687 TIN	226	172	122	422 FIXED VEG.FAT,OILS,OTHER	3 510	487	341
689 MISC.NON-FERR.BASE METAL	2 177	4 007	2 801	431 ANIMAL, VEG.FATS,OILS,NES	3 211	465	324
691 METALLIC STRUCTURES NES	3 842	567	398	511 HYDROCARBONS,NES,DERIVTS	111	62	43
692 CONTAINERS,STORAGE,TRNSP	2 973	402	277	512 ALCOHOL,PHENOL,ETC.DERIV	982	238	165
694 NAILS,SCREWS,NUTS,ETC.	19 076	1 385	964	513 CARBOXYLIC ACIDS,DERIVTS	587	224	151
695 TOOLS	264	615	431	514 NITROGEN-FUNCT.COMPOUNDS	746	368	260
697 HOUSEHOLD EQUIPMENT,NES	199	71	48	515 ORGANO-INORGANIC COMPNDS	217	256	177
699 MANUFACTS.BASE METAL,NES	77 151	5 914	4 132	516 OTHER ORGANIC CHEMICALS	284	213	145
713 INTRNL COMBUS PSTN ENGIN	241	96	69	522 INORGANIC CHEM.ELEMENTS	1 377	501	348
716 ROTATING ELECTRIC PLANT	384	369	262	523 METAL,SALTS,INORGAN.ACID	4 973	759	524
721 AGRIC.MACHINES,EX.TRACTR	439	176	122	525 RADIO-ACTIVE MATERIALS	32	55	39
722 TRACTORS	1 073	218	151	531 SYNTH.COLOURS,LAKES,ETC.	831	2 016	1 399
724 TEXTILE,LEATHER MACHINES	51	74	52	532 DYEING,TANNING MATERIALS	1 153	419	289
728 OTH.MACH,PTS,SPCL INDUST	1 329	413	292	533 PIGMENTS, PAINTS, ETC.	35 249	12 430	8 702
731 METAL REMOVAL WORK TOOLS	777	494	344	541 MEDICINES,ETC.EXC.GRP542	718	4 097	2 860
735 PARTS,NES,FOR MACH-TOOLS	52	122	88	542 MEDICAMENTS	1 689	7 943	5 558
741 HEATING,COOLNG EQUIP,PART	1 843	462	324	551 ESSNTL.OIL,PERFUME,FLAVR	191	476	331
745 OTH.NONELEC MCH,TOOL,NES	246	80	54	552 PERFUMERY,COSMETICS,ETC.	10 957	11 508	8 030
746 BALL OR ROLLER BEARINGS	95	353	230	554 SOAP,CLEANERS,POLISH,ETC	7 468	2 933	2 058
749 NON-ELECT MACH.PARTS,ETC	70	149	106	571 POLYMERS OF ETHYLENE	359	72	50
752 AUTOMATC.DATA PROC.EQUIP	23	106	75	572 POLYMERS OF STYRENE	9 032	2 311	1 620
759 PARTS,FOR OFFICE MACHINS	91	233	164	573 POLYMERS,VINYL CHLORIDE	3 012	785	552
				574 POLYACETAL,POLYCARBONATE	8 891	3 135	2 190

7 IMPORTS AND EXPORTS (SPECIAL TRADE) BY COUNTRIES OF PRODUCTION AND CONSUMPTION AND BY GROUPS OF THE SITC-REV. III 1995

GROUP DESCRIPTION	DT = 100 KG	1 000 DM	1 000 \$	GROUP DESCRIPTION	DT = 100 KG	1 000 DM	1 000 \$
575 OTH.PLASTIC,PRIMARY FORM	4 726	2 458	1 723	831 TRUNK,SUIT-CASES,BAG,ETC	170	722	504
579 PLASTIC WASTE, SCRAP ETC	6 181	265	188	841 MENS,BOYS CLOTHNG,X-KNIT	350	2 671	1 865
581 PLASTIC TUBE,PIPE,HOSE	3 420	3 298	2 306	842 WOMEN,GIRL CLOTHNG,XKNIT	386	3 340	2 321
582 PLASTIC PLATE,SHEETS,ETC	8 991	7 177	5 001	843 MENS,BOYS CLOTHING,KNIT	46	242	166
583 MONOFILAMENT OF PLASTICS	4 875	3 355	2 357	844 WOMEN,GIRLS CLOTHNG,KNIT	54	576	391
591 INSECTICIDES, ETC.	1 119	1 671	1 164	845 OTHR.TEXTILE APPAREL,NES	202	1 530	1 077
592 STARCHES,INULIN,ETC.	15 865	2 037	1 421	846 CLOTHING ACCESSRS,FABRIC	607	2 681	1 875
593 EXPLOSIVES,PYROTECHNICS	3 258	1 168	119	848 CLOTHNG,NONTXTL;HEADGEAR	1 072	3 824	2 674
597 PREPRD ADDITIVES,LIQUIDS	3 229	1 081	749	851 FOOTWEAR	1 544	4 245	2 968
598 MISC.CHEMICAL PRODTS,NES	27 698	11 538	8 043	871 OPTICAL INSTRUMENTS,NES	6	328	229
611 LEATHER	431	972	682	872 MEDICAL INSTRUMENTS NES	487	3 317	2 326
612 MANUFACT.LEATHER ETC,NES	15	121	82	873 METERS,COUNTERS,NES	1 362	4 986	3 500
613 FURSKINS,TANNED,DRESSED	459	9 586	6 689	874 MEASURE,CONTROL INSTRMNT	1 140	10 307	7 191
621 MATERIALS OF RUBBER	522	539	371	881 PHOTOGRAPH APPAR,ETC,NES	331	3 393	2 348
625 RUBBER TYRES,TUBES,ETC.	6 573	3 299	2 318	882 PHOTO.CINEMATOGRPH.SUPPL	1 921	3 654	2 544
629 ARTICLES OF RUBBER, NES	326	880	615	884 OPTICAL GOODS NES	11	382	262
634 VENEERS, PLYWOOD, ETC.	50 303	6 656	4 649	885 WATCHES AND CLOCKS	32	765	525
635 WOOD MANUFACTURES, NES	6 478	1 369	945	891 ARMS AND AMMUNITION	742	6 603	4 597
641 PAPER AND PAPERBOARD	16 186	7 215	5 039	892 PRINTED MATTER	2 889	3 965	2 760
642 PAPER,PAPERBOARD,CUT ETC	10 729	4 687	3 270	893 ARTICLES,NES,OF PLASTICS	19 646	12 150	8 493
651 TEXTILE YARN	3 399	6 673	4 675	894 BABY CARRIAGE,TOYS,GAMES	2 354	2 932	2 050
652 COTTON FABRICS, WOVEN	3 201	8 328	5 820	895 OFFICE, STATIONERY SUPPLS	440	1 157	805
653 FABRICS,MAN-MADE FIBRES	11 210	34 544	24 150	897 GOLD,SILVERWARE,JEWEL NES	1	1 747	1 240
654 OTH.TEXTILE FABRIC,WOVEN	3 917	14 236	10 047	898 MUSICAL INSTRUMENTS,ETC.	1 569	4 064	2 833
655 KNIT,CROCHET,FABRIC,NES	3 465	9 057	6 362	899 MISC MANUFCTRD GOODS NES	1 232	6 283	4 378
656 TULLE,LACE,EMBROIDRY,ETC	508	2 856	1 979	941 COMPL IND PLANT CHAPT 99	360	1 015	722
657 SPECIAL YARN,TXTL.FABRIC	2 549	5 136	3 593	971 GOLD,NONMONTY EXCL ORES		86	59
658 TEXTILE ARTICLES NES	839	1 523	1 068				
659 FLOOR COVERINGS, ETC.	2 530	1 447	1 012	POLAND			
661 LIME,CEMENT,CONSTR.MATRL	734	178	123				
662 CLAY,REFRCT,CONSTR.MATRL	16 991	1 940	1 357	IMPORTS	229 810 161	12 413 058	8 681 807
663 MINERAL MANUFACTURES,NES	7 422	1 283	894				
664 GLASS	903	413	285	001 LIVE ANIMALS	79 771	25 387	17 913
665 GLASSWARE	3 018	1 045	734	011 BOVINE MEAT	243	215	151
666 POTTERY	212	274	185	012 OTHER MEAT, MEAT OFFAL	189 363	129 450	90 414
673 FLAT-ROLLED IRON ETC.	6 763	629	442	017 MEAT,OFFL.PRPD,PRSD,NES	67 266	30 113	21 100
674 FLAT-ROLLED PLATED IRON	1 911	417	293	022 MILK AND CREAM	37 872	10 661	7 428
675 FLAT-ROLLED, ALLOY STEEL	1 340	1 253	875	023 BUTTER,OTHER FAT OF MILK	6 874	2 389	1 681
676 IRON,STL.BAR,SHAPES ETC.	4 375	1 052	733	024 CHEESE AND CURD	9 468	3 338	2 302
677 RAILWAY TRACK IRON,STEEL	568	333	240	034 FISH,FRESH,CHILLED,FROZN	366 537	100 421	70 057
678 WIRE OF IRON OR STEEL	1 007	226	156	035 FISH,DRIED,SALTED,SMOKED	13 064	11 694	8 200
679 TUBES,PIPES,ETC. IRON,STL	35 035	4 958	3 475	036 CRUSTACEANS,MOLLUSCS ETC	541	146	104
682 COPPER	6 856	3 320	2 287	037 FISH,ETC.PRPD,PRSD,NES	188 479	43 213	30 188
683 NICKEL	24	100	69	043 BARLEY, UNMILLED	2 844	71	51
684 ALUMINIUM	2 252	5 129	3 551	045 OTHER CEREALS, UNMILLED	3 854	218	152
685 LEAD	849	99	70	048 CEREAL PREPARATIONS	31 995	9 441	6 593
686 ZINC	918	270	189	054 VEGETABLES	749 586	85 742	60 099
691 METALLIC STRUCTURES NES	4 040	3 643	2 552	056 VEGETABLES,PRPD,PRSD,NES	199 332	26 035	18 123
692 CONTAINERS,STORAGE,TRNSP	2 163	731	514	057 FRUIT,NUTS EXCL.OIL NUTS	638 963	57 601	40 371
693 WIRE PRODUCTS EXCL.ELECT	56	163	114	058 FRUIT,PRESERVED,PREPARED	772 500	115 221	80 492
694 NAILS,SCREWS,NUTS,ETC.	1 253	757	530	059 FRUIT, VEGETABLE JUICES	730 569	156 161	108 765
695 TOOLS	665	1 864	1 308	061 SUGARS,MOLASSES,HONEY	100 792	4 211	2 874
696 CUTLERY	230	709	497	062 SUGAR CONFECTIONERY	25 125	6 618	4 626
697 HOUSEHOLD EQUIPMENT,NES	4 289	2 815	1 976	071 COFFEE,COFFEE SUBSTITUTE	2 419	755	534
699 MANUFACTS.BASE METAL,NES	7 345	7 260	5 062	073 CHOCOLATE,OTH.COCOA PREP	1 432	853	595
700 CPL IND PLANT (84/85/87)	76	346	249	075 SPICES	10 905	3 111	2 164
711 STEAM GENER. BOILERS,ETC.	236	675	466	081 ANIMAL FEED STUFF	374 428	7 174	4 969
713 INTRNL COMBUS PSTN ENGIN	548	2 057	1 437	098 EDIBLE PROD.PREPRTS,NES	1 445	341	243
716 ROTATING ELECTRIC PLANT	165	550	381	111 NON-ALCOHOL BEVERAGE,NES	5 803	228	159
718 OTH.PWR.GENRTNG.MACHNRY	65	291	208	112 ALCOHOLIC BEVERAGES	9 618	4 365	3 045
721 AGRIC.MACHINES,EX.TRACTR	3 703	5 584	3 944	121 TOBACCO, UNMANUFACTURED	1 273	713	487
722 TRACTORS	307	82	57	122 TOBACCO, MANUFACTURED	1 199	3 118	2 161
723 CIVIL ENGINEERING EQUIPT	2 425	5 370	3 852	211 HIDES,SKINS(EX.FURS),RAW	17 154	1 419	993
724 TEXTILE,LEATHER MACHINES	4 079	13 559	9 421	212 FURSKINS, RAW	351	6 259	4 322
725 PAPER,PULP MILL MACHINES	253	395	280	222 OILSEED(SFT.FIX VEG.OIL)	239 886	9 713	6 809
726 PRINTNG,BOOKBINDNG MACHS	2 655	4 453	3 142	231 NATURAL RUBBER, ETC.	79	57	40
727 FOOD-PROCESS.MCH.NON DOM	2 675	11 364	7 982	232 SYNTHETIC RUBBER, ETC.	259 279	41 271	28 877
728 OTH.MACH,PTS,SPCL INDUST	6 006	12 995	9 102	245 FUEL WOOD, WOOD CHARCOAL	212 274	12 184	8 530
731 METAL REMOVAL WORK TOOLS	510	1 026	720	246 WOOD IN CHIPS, PARTICLES	181 300	1 102	771
733 MACH-TOOLS,METAL-WORKING	320	1 279	904	247 WOOD ROUGH,ROUGH SQUARED	171 124	5 807	4 085
735 PARTS,NES,FOR MACH-TOOLS	24	238	180	248 WOOD, SIMPLY WORKED	4 372 073	195 103	136 852
737 METALWORKING MACHNRY NES	149	316	219	251 PULP AND WASTE PAPER	328 510	29 416	20 790
741 HEATING,COOLNG EQUIP,PART	3 664	10 475	7 319	263 COTTON	2 650	199	135
742 PUMPS FOR LIQUIDS,PARTS	1 697	4 983	3 481	265 VEGETABLE TEXTILE FIBRES	268	149	105
743 PUMPS NES,CENTRIFUGS ETC	1 623	3 864	2 696	266 SYNTHETIC FIBRES	32 310	9 068	6 308
744 MECHANICAL HANDLING EQUIP	8 153	7 898	5 496	267 OTHER MAN-MADE FIBRES	20 413	4 045	2 821
745 OTH.NONELEC MCH,TOOL,NES	1 841	6 240	4 347	268 WOOL, OTHER ANIMAL HAIR	7 752	5 030	3 520
746 BALL OR ROLLER BEARINGS	63	282	201	269 WORN CLOTHING,TEXTL.ARTL	45 382	1 988	1 389
747 TAPS,COCKS,VALVES,ETC.	597	1 805	1 266	272 FERTILIZERS, CRUDE	3 303	152	107
748 TRANSMISSIONS SHAFTS ETC	577	1 588	1 106	273 STONE, SAND AND GRAVEL	67 766 924	118 032	82 654
749 NON-ELECT MACH.PARTS,ETC	225	4 053	2 837	274 SULPHUR,UNRSTD.IRON PYRS	11 253	203	143
751 OFFICE MACHINES	451	2 001	1 394	277 NATURAL ABRASIVES, NES	366	49	35
752 AUTOMATC.DATA PROC.EQUIP	504	4 531	3 151	278 OTHER CRUDE MINERALS	4 037 994	15 531	10 885
759 PARTS,FOR OFFICE MACHNS	115	1 095	771	282 FERROUS WASTE AND SCRAP	858 484	31 489	22 093
761 TELEVISION RECEIVERS ETC	383	1 740	1 208	288 NON-FERROUS WASTE,SCRAP	155 658	19 340	13 529
762 RADIO-BROADCAST RECEIVER	37	156	109	289 PREC.METAL ORES,CONCRTS	134	548	388
763 SOUND RECORDER,PHONOGRPH	44	465	314	291 CRUDE ANIMAL MATERLS,NES	139 694	42 149	29 417
764 TELECOMM.EQUIP.PARTS NES	774	13 624	9 292	292 CRUDE VEG.MATERIALS, NES	156 600	28 902	20 093
771 ELECT POWER MACHNY.PARTS	180	577	401	321 COAL,NOT AGGLOMERATED	32 638 105	225 064	157 859
772 ELEC.SWITCH.RELAY.CIRCUT	1 240	4 796	3 344	322 BRIQUETTES,LIGNITE,PEAT	4 850 389	25 734	18 011
773 ELECTR DISTRIBT.EQPT NES	4 340	3 916	2 700	325 COKE,SEMI-COKE,RET.CARBN	9 521 398	132 227	92 498
774 ELECTRO-MEDCL,XRAY EQUIP	145	3 117	2 196	334 PETROLEUM PRODUCTS	2 566 335	39 435	27 620
775 DOM.ELEC,NON-ELEC.EQUIPT	2 492	4 228	2 946	335 RESIDUAL PETROL.PRODUCTS	1 817 917	32 299	22 576
776 TRANSISTORS,VALVES,ETC.	107	966	671	344 PETROLEUM GASES, NES	4 957	288	202
778 ELECTRIC.MACH,APPART,NES	2 736	6 139	4 279	351 ELECTRIC CURRENT, MWH	427 855	17 272	11 986
781 PASS.MOTOR VEHCLS.EX.BUS	41 508	37 778	26 352	411 ANIMAL OILS AND FATS	1 523	106	75
782 GOODS,SPCL TRANSPORT VEH	25 158	12 429	8 642	422 FIXED VEG.FAT,OILS,OTHER	318	1 379	973
783 ROAD MOTOR VEHICLES NES	22 366	12 394	8 706	431 ANIMAL,VEG.FATS,OILS,NES	215 217	11 747	8 256
784 PARTS,TRACTORS,MOTOR VEH	9 108	36 504	25 532	511 HYDROCARBONS,NES,DERIVTS	94 483	7 460	5 216
785 CYCLES,MOTORCYCLES ETC.	9 185	10 879	7 536	512 ALCOHOL,PHENOL,ETC.DERIV	485 546	80 226	56 159
786 TRAILERS,SEMI-TRAILR,ETC	26 469	10 027	7 014	513 CARBOXYLIC ACIDS,DERIVTS	100 848	21 618	15 255
791 RAILWAY VEHICLES.EQUIPNT	69	232	164	514 NITROGEN-FUNCT.COMPOUNDS	136 801	22 856	16 059
792 AIRCRAFT,ASSOCTD.EQUIPNT	68	2 213	1 586	515 ORGANO-INORGANIC COMPNDS	85 593	18 759	13 192
793 SHIP,BOAT,FLDAT.STRUCTRS	361	376	260	516 OTHER ORGANIC CHEMICALS	193 770	27 932	19 587
811 PREFABRICATED BUILDINGS	682	516	367	522 INORGANIC CHEM.ELEMENTS	769 294	37 361	25 992
812 PLUMBNG,SANITRY,EQPT,ETC	1 200	1 420	993	523 METAL,SALTS,INORGAN.ACID	956 540	24 269	16 946
813 LIGHTNG FIXTURES,ETC,NES	1 440	2 797	1 949	524 OTHER CHEMICAL COMPOUNDS	136 913	11 016	7 739
821 FURNITURE,CUSHIONS,ETC.	13 667	11 565	8 089	531 SYNTH.COLOURS,LAKES,ETC.	1 019	1 356	945

7 IMPORTS AND EXPORTS (SPECIAL TRADE) BY COUNTRIES OF PRODUCTION AND CONSUMPTION AND BY GROUPS OF THE SITC-REV. III 1995

GROUP DESCRIPTION	DT = 100 KG	1 000 DM	1 000 \$	GROUP DESCRIPTION	DT = 100 KG	1 000 DM	1 000 \$
533 PIGMENTS, PAINTS, ETC.	19 241	5 424	3 799	776 TRANSISTORS, VALVES, ETC.	52 900	56 302	39 057
541 MEDICINES, ETC. EXC. GRP542	1 942	3 713	2 607	778 ELECTRIC MACH. APPART. NES	70 215	73 654	51 403
542 MEDICAMENTS	339	754	528	781 PASS. MOTOR VEHCLS. EX. BUS	175 720	200 725	140 170
551 ESSENT. OIL, PERFUME, FLAVR	27 351	5 266	3 686	782 GOODS, SPCL. TRANSPORT VEH	86 997	164 888	115 444
553 PERFUMERY, COSMETICS, ETC.	28 157	8 696	6 060	783 ROAD MOTOR VEHICLES NES	1 720	379	262
554 SOAP, CLEANERS, POLISH, ETC	59 051	6 276	4 398	784 PARTS, TRACTORS, MOTOR VEH	226 210	92 351	64 643
562 FERTILIZER, EXCEPT GRP272	5 597 829	117 729	82 035	785 CYCLES, MOTORCYCLES ETC.	49 708	32 785	23 002
571 POLYMERS OF ETHYLENE	106 587	13 438	9 519	786 TRAILERS, SEMI-TRAILER, ETC	535 653	101 911	71 429
572 POLYMERS OF STYRENE	4 120	942	651	791 RAILWAY VEHICLES, EQUIPNT	102 559	18 364	12 814
573 POLYMERS, VINYL CHLORIDE	454 367	53 639	37 688	792 AIRCRAFT, ASSCOTD. EQUIPNT	339	2 702	1 910
574 POLYACETAL, POLYCARBONATE	85 882	19 126	13 430	793 SHIP, BOAT, FLOAT, STRUCTRS	241 069	124 931	87 181
575 OTH. PLASTIC, PRIMARY FORM	191 477	27 489	19 202	811 PREFABRICATED BUILDINGS	330 837	49 657	34 796
579 PLASTIC WASTE, SCRAP ETC	31 219	1 290	851	812 PLUMBING, SANITRY, EQPT. ETC	14 240	3 281	2 274
581 PLASTIC TUBE, PIPE, HOSE	7 105	4 255	2 973	813 LIGHTING FIXTURES ETC. NES	89 783	46 621	32 524
582 PLASTIC PLATE, SHEETS, ETC	29 619	9 534	6 661	821 FURNITURE, CUSHIONS, ETC.	4 115 877	1 301 858	909 388
583 MONOFILAMENT OF PLASTICS	4 745	2 990	2 080	831 TRUNK, SUIT-CASES, BAG, ETC	14 462	25 092	17 540
591 INSECTICIDES, ETC.	5 059	2 451	1 722	841 MENS, BOYS CLOTHING, X-KNIT	145 386	651 939	455 686
592 STARCHES, INULIN, ETC.	26 580	15 943	11 131	842 WOMEN, GIRL CLOTHING, XKNIT	153 727	1 022 517	713 365
593 EXPLOSIVES, PYROTECHNICS	24 350	4 721	3 307	843 MENS, BOYS CLOTHING, KNIT	5 958	17 608	12 255
598 MISC. CHEMICAL PRODS. NES	82 670	5 876	4 119	844 WOMEN, GIRLS CLOTHING, KNIT	19 081	87 275	61 070
611 LEATHER	37 337	45 990	32 149	845 OTHR. TEXTILE APPAREL, NES	63 130	254 113	177 570
612 MANUFACT. LEATHER ETC. NES	2 986	14 617	10 242	846 CLOTHING ACCESSRS, FABRIC	5 975	16 028	11 207
613 FURSKINS, TANNED, DRESSED	7 049	17 523	12 260	848 CLOTHING, NONTEXTL; HEADGEAR	6 635	20 834	14 588
621 MATERIALS OF RUBBER	57 213	16 015	11 207	851 FOOTWEAR	53 660	138 096	96 559
625 RUBBER TYRES, TUBES, ETC.	122 756	41 881	29 323	871 OPTICAL INSTRUMENTS, NES	200	1 029	713
629 ARTICLES OF RUBBER, NES	60 095	16 363	11 460	872 MEDICAL INSTRUMENTS NES	15 155	17 321	12 129
634 VENEERS, PLYWOOD, ETC.	1 513 935	112 978	79 191	873 METERS, COUNTERS, NES.	1 591	4 077	2 859
635 WOOD MANUFACTURES, NES	6 656 147	462 737	324 329	874 MEASURE, CONTROL INSTRMNT	7 425	32 163	22 440
641 PAPER AND PAPERBOARD	747 562	72 094	50 574	881 PHOTOGRAPH APPAR. ETC. NES	12	337	236
642 PAPER, PAPERBOARD, CUT ETC	422 538	68 576	48 048	882 PHOTO. CINEMATOGRPH. SUPPL	67	364	252
651 TEXTILE YARN	38 025	44 672	31 151	884 OPTICAL GOODS NES	109	1 671	1 172
652 COTTON FABRICS, WOVEN	11 023	10 973	7 648	885 WATCHES AND CLOCKS	899	2 904	2 033
653 FABRICS, MAN-MADE FIBRES	4 046	5 490	3 816	891 ARMS AND AMMUNITION	388	1 074	754
654 OTH. TEXTILE FABRIC, WOVEN	6 998	9 617	6 718	892 PRINTED MATTER	34 247	11 365	7 927
655 KNIT, CROCHET, FABRIC NES	2 514	5 605	3 898	893 ARTICLES, NES, OF PLASTICS	283 829	116 700	81 826
656 TULLE, LACE, EMBROIDRY, ETC	1 191	3 432	2 407	894 BABY CARRIAGE, TOYS, GAMES	58 214	55 417	38 865
657 SPECIAL YARN, TEXTL. FABRIC	28 917	11 984	8 361	895 OFFICE, STATIONERY SUPPLS	6 329	10 161	7 086
658 TEXTILE ARTICLES NES	140 771	181 869	127 184	896 WORKS OF ART, ANTIQUE ETC	3 884	6 246	4 374
659 FLOOR COVERINGS, ETC.	1 728	1 677	1 168	897 GOLD, SILVERWARE, JEWEL NES	36	3 042	2 127
661 LIME, CEMENT, CONSTR. MATRL	42 584 111	325 564	228 650	898 MUSICAL INSTRUMENTS, ETC.	6 704	10 070	7 033
662 CLAY, REFRCT. CONSTR. MATRL	824 886	21 682	15 106	899 MISC MANUFACTRD GOODS NES	139 962	48 269	33 813
663 MINERAL MANUFACTURES, NES	3 106 399	64 294	45 033	961 COIN NONGOLD NONCURRENT	2	156	110
664 GLASS	402 555	29 305	20 451	971 GOLD, NONMONTY EXCL ORES	9	3 130	2 196
665 GLASSWARE	390 157	57 526	40 187				
666 POTTERY	60 117	22 071	15 460	EXPORTS	35 635 361	12 695 061	8 877 864
671 PIG IRON, SPIEGELEISN, ETC	1 020 512	40 875	28 539				
672 INGOTS ETC. IRON OR STEEL	1 101 741	36 136	25 440	001 LIVE ANIMALS	5 657	9 626	6 719
673 FLAT-ROLLED IRON ETC.	2 271 821	143 863	100 463	011 BOVINE MEAT	39 986	8 132	5 686
674 FLAT-ROLLED PLATED IRON	240 781	20 845	14 506	012 OTHER MEAT, MEAT OFFAL	7 425	1 395	965
675 FLAT-ROLLED, ALLOY STEEL	51 742	11 377	7 954	017 MEAT, OFFL. PRPD, PRSVD, NES	1 810	1 011	707
676 IRON, STL. BAR, SHAPES ETC.	5 338 819	298 331	208 753	022 MILK AND CREAM	58 999	11 707	8 163
677 RAILWAY TRACK IRON, STEEL	805 937	59 789	41 498	023 BUTTER, OTHER FAT OF MILK	177	61	40
678 WIRE OF IRON OR STEEL	117 194	8 831	6 132	024 CHEESE AND CURD	86 567	28 732	20 138
679 TUBES, PIPES, ETC. IRON, STL	1 056 174	111 199	77 836	025 EGGS, BIRDS, YOLKS, ALBUMIN	3 235	1 103	762
681 SILVER, PLATINUM, ETC.	1 885	45 847	31 885	034 FISH, FRESH, CHILLED, FROZN	93 427	13 206	9 222
682 COPPER	1 142 880	489 759	342 130	035 FISH, DRIED, SALTED, SMOKED	4 761	2 681	1 891
683 NICKEL	100	203	143	036 CRUSTACEANS, MOLLUSCS ETC	28 702	12 321	8 616
684 ALUMINIUM	206 892	59 323	41 558	037 FISH ETC. PREPD, PRSVD, NES	61 078	11 362	7 889
685 LEAD	130 777	11 902	8 338	041 WHEAT, MESLIN, UNMILLED	609 010	11 408	8 173
686 ZINC	219 467	39 658	27 776	042 RICE	62 832	4 292	3 000
689 MISC. NON-FERR. BASE METAL	1 947	1 483	1 028	043 BARLEY, UNMILLED	725 275	10 613	7 509
691 METALLIC STRUCTURES NES	1 789 779	311 416	218 150	044 MAIZE UNMILLED	76 226	1 831	1 278
692 CONTAINERS, STORAGE, TRNSP	185 999	38 463	26 903	045 OTHER CEREALS, UNMILLED	1 813	94	65
693 WIRE PRODUCTS EXCL. ELECT	435 280	37 803	26 484	046 MEAL, FLOUR OF WHEAT, MSLN	8 197	347	244
694 NAILS, SCREWS, NUTS, ETC.	331 718	55 004	38 481	047 OTHER CEREAL MEAL, FLOURS	177 555	3 912	2 726
695 TOOLS	28 673	21 138	14 783	048 CEREAL PREPARATIONS	51 945	12 570	8 794
696 CUTLERY	486	1 153	801	054 VEGETABLES	172 372	18 507	13 054
697 HOUSEHOLD EQUIPMENT, NES	93 604	35 184	24 584	056 VEGETABLES, PRPD, PRSVD, NES	30 336	8 633	6 044
699 MANUFACTS. BASE METAL, NES	1 559 822	295 564	207 121	057 FRUIT, NUTS EXCL. OIL NUTS	245 067	43 562	30 483
711 STEAM GENER. BOILERS, ETC.	37 401	11 056	7 798	058 FRUIT, PRESERVED, PREPARED	38 423	10 140	7 106
712 STEAM TURBINES	11 826	21 701	15 111	059 FRUIT, VEGETABLE JUICES	6 417	1 115	786
713 INTRNL COMBUS PSTN ENGIN	76 860	43 807	30 521	061 SUGARS, MOLASSES, HONEY	823 320	49 403	34 959
714 ENGINES, MOTORS NON-ELECT	2 833	7 388	5 213	062 SUGAR CONFECTIONERY	45 121	20 320	14 118
716 ROTATING ELECTRIC PLANT	57 705	24 291	17 009	071 COFFEE, COFFEE SUBSTITUTE	33 954	28 475	19 947
718 OTH. POWR, GENRNG. MACHNRY	7 804	4 962	3 459	072 COCOA	45 146	6 412	4 454
721 AGRIC. MACHINES, EX. TRACTR	86 848	23 492	16 400	073 CHOCOLATE, OTH. COCOA PREP	59 060	23 456	16 314
722 TRACTORS	6 391	1 988	1 380	074 TEA AND MATE	985	461	310
723 CIVIL ENGINEERING EQUIPT	133 343	35 349	24 697	075 SPICES	8 298	6 500	4 526
724 TEXTILE, LEATHER MACHINES	28 209	19 016	13 300	081 ANIMAL FEED STUFF	4 101 154	168 120	117 365
725 PAPER, PULP MILL MACHINES	4 344	2 404	1 675	091 MARGARINE AND SHORTENING	142 932	19 306	13 451
726 PRINTNG, BOOKBINDNG MACHS	3 147	2 322	1 616	098 EDIBLE PROD. PREPRTNS, NES	162 218	75 954	53 266
727 FOOD-PROCESS. MCH. NON DOM	6 919	7 600	5 349	111 NON-ALCOHOL. BEVERAGE, NES	41 226	3 524	2 479
728 OTH. MACH. PTS, SPCL. INDUST	191 609	55 216	38 639	112 ALCOHOLIC BEVERAGES	19 752	4 454	3 111
731 METAL REMOVAL WORK TOOLS	5 972	4 217	2 949	121 TOBACCO, UNMANUFACTURED	53 664	26 645	18 621
733 MACH-TOOLS, METAL-WORKING	4 704	3 344	2 342	122 TOBACCO, MANUFACTURED	9 314	9 838	6 877
735 PARTS, NES, FOR MACH-TOOLS	34 327	17 162	12 020	211 HIDES, SKINS (EX. FURS), RAW	136 220	31 247	21 726
737 METALWORKING MACHNRY NES	14 429	5 713	4 000	212 FURSKINS, RAW	2 010	23 435	16 319
741 HEATING, COOLNG EQUIP, PART	64 344	23 699	16 582	222 OILSEED (SFT. FIX VEG. OIL)	5 283	1 323	931
742 PUMPS FOR LIQUIDS, PARTS	12 725	6 508	4 548	223 OILSEED (OTH. FIX. VEG. OIL)	805	89	61
743 PUMPS NES, CENTRIFUGS ETC	93 383	27 923	19 557	231 NATURAL RUBBER, ETC.	9 800	2 626	1 846
744 MECHANICAL HANDLING EQUIP	126 459	39 049	27 362	232 SYNTHETIC RUBBER, ETC.	49 669	13 730	9 592
745 OTH. NONELEC MCH, TOOL, NES	21 999	10 742	7 498	246 WOOD IN CHIPS, PARTICLES	81 709	795	558
746 BALL OR ROLLER BEARINGS	28 314	21 873	15 307	247 WOOD ROUGH, ROUGH SQUARED	570 227	8 528	5 908
747 TAPS, COCKS, VALVES, ETC.	37 472	27 857	19 457	248 WOOD, SIMPLY WORKED	106 832	15 503	10 776
748 TRANSMISSIONS SHAFTS ETC	53 299	25 151	17 618	251 PULP AND WASTE PAPER	893 878	36 654	25 610
749 NON-ELECT MACH. PARTS, ETC	31 270	16 776	11 757	263 COTTON	5 668	1 882	1 312
751 OFFICE MACHINES	303	433	300	265 VEGETABLE TEXTILE FIBRES	1 538	504	348
752 AUTOMATC. DATA PROC. EQUIP	502	2 694	1 876	266 SYNTHETIC FIBRES	18 753	6 575	4 564
759 PARTS, FOR OFFICE MACHINS	7 614	9 487	6 658	267 OTHER MAN-MADE FIBRES	47 179	22 668	15 870
761 TELEVISION RECEIVERS ETC	9 004	10 909	7 683	268 WOOL, -OTHER ANIMAL HAIR	44 322	45 325	31 543
762 RADIO-BROADCAST RECEIVER	352	913	641	269 WORN CLOTHING, TEXTL. ARTL	260 157	23 525	16 479
763 SOUND RECORDER, PHONOGRPH	1 164	5 437	3 794	272 FERTILIZERS, CRUDE	2 016	64	46
764 ELECTCOMM. EQUIP. PARTS NES	26 722	69 489	48 608	273 STONE, SAND AND GRAVEL	304 111	5 250	3 673
771 ELECT POWER MACHNY, PARTS	26 716	36 736	25 736	274 SULPHUR, UNRSTD. IRON PYRS	12 731	167	114
772 ELECT. SWITCH, RELAY, CIRCUIT	59 412	99 469	69 403	277 NATURAL ABRASIVES, NES	8 105	864	609
773 ELECTR. DISTRIB. EQPT NES	566 092	299 227	209 631	278 OTHER CRUDE MINERALS	964 967	16 648	11 638
774 ELECTRO-MEDCL. XRAY EQUIP	5	270	192	282 FERROUS WASTE AND SCRAP	14 069	337	238
775 DOM. ELEC. NON-ELEC. EQUIPT	93 165	66 977	46 721	285 ALUMINIUM ORE, CONCTR. ETC	40 178	2 979	2 085

7 IMPORTS AND EXPORTS (SPECIAL TRADE) BY COUNTRIES OF PRODUCTION AND CONSUMPTION AND BY GROUPS OF THE SITC-REV. III 1985

GROUP DESCRIPTION	DT = 100 KG	1 000 DM	1 000 \$	GROUP DESCRIPTION	DT = 100 KG	1 000 DM	1 000 \$
287 ORE,CONCENTR.BASE METALS	10 094	389	268	721 AGRIC.MACHINES,EX. TRACTR	67 475	75 792	53 396
288 NON-FERROUS WASTE,SCRAP	2 528	363	251	722 TRACTORS	4 453	3 979	2 794
291 CRUDE ANIMAL MATERLS,NES	67 401	27 643	19 342	723 CIVIL ENGINEERING EQUIPT	56 053	67 789	47 487
292 CRUDE VEG.MATERIALS, NES	33 412	29 697	20 783	724 TEXTILE,LEATHER MACHINES	36 791	115 987	81 132
321 COAL,NOT AGGLOMERATED	1 756	103	71	725 PAPER,PULP MILL MACHINES	10 950	28 262	19 718
322 BRIQUETTES,LIGNITE,PEAT	7 331	182	127	726 PRINTING,BOOKBINDING MACHS	26 387	59 743	41 774
333 PETROLEUM OILS, CRUDE	408 140	6 555	4 628	727 FOOD-PROCESS,MCH.NON DOM	69 933	137 517	96 448
334 PETROLEUM PRODUCTS	2 016 803	70 636	49 599	728 OTH.MACH,PTS,SPCL INDUST	210 152	347 251	243 136
335 RESIDUAL PETROL.PRODUCTS	269 404	19 064	13 300	731 METAL REMOVAL WORK TOOLS	18 426	45 249	31 736
342 LIQUEFIED PROPANE,BUTANE	703 670	24 050	16 700	733 MACH-TOOLS,METAL-WORKING	17 729	22 645	15 862
344 PETROLEUM GASES, NES	*	*	*	735 PARTS,NES,FOR MACH-TOOLS	3 150	10 848	7 582
411 ANIMAL OILS AND FATS	8 224	789	549	737 METALWORKING MACHNRY NES	14 760	37 207	25 885
421 FIXED VEG.FAT,OILS, SOFT	327 010	32 279	22 597	741 HEATING,COOLNG EQUIP, PART	73 427	153 552	107 492
422 FIXED VEG.FAT,OILS,OTHER	140 684	17 120	12 002	742 PUMPS FOR LIQUIDS,PARTS	28 018	74 061	51 799
431 ANIMAL,VEG.FATS,OILS,NES	246 069	34 115	23 810	743 PUMPS NES,CENTRIFUGS ETC	66 590	140 181	98 011
511 HYDROCARBONS,NES,DERIVTS	1 630 297	115 751	80 851	744 MECHANICAL HANDLING EQUIP	75 859	114 201	80 052
512 ALCOHOL,PHENOL,ETC.DERIV	657 490	52 389	36 579	745 OTH.NONELEC MCH,TOOL,NES	50 403	195 797	137 052
513 CARBOXYLIC ACIDS,DERIVTS	58 927	16 413	11 440	746 BALL OR ROLLER BEARINGS	9 112	27 803	19 456
514 NITROGEN-FUNCT.COMPOUNDS	60 039	26 931	18 733	747 TAPS,COCKS,VALVES,ETC.	37 454	107 158	74 999
515 ORGAN-INOORGANIC COMPODS	16 682	21 449	14 915	748 TRANSMISSIONS SHAFTS ETC	23 565	48 130	33 609
516 OTHER ORGANIC CHEMICALS	296 001	42 941	30 016	749 NON-ELECT MACH.PARTS,ETC	12 887	79 995	56 032
522 INORGANIC CHEM.ELEMENTS	174 176	21 652	15 124	751 OFFICE MACHINES	5 218	21 342	14 894
523 METAL.SALTS,INORGAN.ACID	159 625	16 075	11 237	752 AUTOMATC.DATA PROC.EQUIP	12 227	136 750	95 492
524 OTHER CHEMICAL COMPOUNDS	50 913	6 852	4 790	759 PARTS,FOR OFFICE MACHINS	5 922	69 270	48 353
525 RADIO-ACTIVE MATERIALS	13	547	380	761 TELEVISION RECEIVERS ETC	2 452	6 554	4 572
531 SYNTH.COLOURS,LAKES,ETC.	14 650	25 927	18 097	762 RADIO-BROADCAST RECEIVER	1 789	7 638	6 226
532 DYEING,TANNING MATERIALS	9 498	3 243	2 273	763 SOUND RECORDER,PHONOGRPH	984	8 772	6 126
533 PIGMENTS, PAINTS, ETC.	378 319	176 605	123 550	764 TELECOMM.EQUIP.PARTS NES	17 777	163 799	114 313
541 MEDICINES,ETC.EXC.GRP542	13 646	61 163	42 745	771 ELECT POWER MACHNY,PARTS	21 915	51 967	36 330
542 MEDICAMENTS	72 815	186 971	130 615	772 ELECT.SWITCH,RELAY,CIRCUIT	61 354	250 416	175 057
551 ESSNTL.OIL,PERFUME,FLAVR	17 392	29 003	20 313	773 ELECTRO DISTRIBT.EQPT NES	59 324	73 579	51 387
553 PERFUMERY,COSMETICS,ETC.	106 361	92 232	64 350	774 ELECTRO-MEDCL,XRAY EQUIP	2 615	54 345	37 976
554 SOAP,CLEANERS,POLISH,ETC	147 414	40 976	28 594	775 DOM.ELEC,NON-ELEC.EQUIPT	42 935	78 289	54 688
562 FERTILIZER,EXCEPT GRP272	1 957 837	27 496	19 252	776 TRANSISTORS, VALVES,ETC.	42 721	96 396	67 032
571 POLYMERS OF ETHYLENE	137 477	25 277	17 639	778 ELECTRIC.MACH.APART,NES	89 924	181 631	126 804
572 POLYMERS OF STYRENE	80 038	20 145	14 069	781 PASS.MOTOR VEHCLS,EX.BUS	372 795	402 106	281 380
573 POLYMERS,VINYL CHLORIDE	181 324	37 231	26 014	782 GOODS,SPCL TRANSPORT VEH	141 615	132 390	92 582
574 POLYACETAL,POLYCARBONATE	117 863	49 834	34 813	783 ROAD MOTOR VEHICLES NES	90 212	124 001	87 272
575 OTH.PLASTIC,PRIMARY FORM	430 748	148 570	103 948	784 PARTS,TRACTORS,MOTOR VEH	181 117	430 874	301 645
579 PLASTIC WASTE, SCRAP ETC	18 737	2 033	1 420	785 CYCLES,MOTORCYCLES ETC.	29 544	23 353	16 374
581 PLASTIC TUBE,PIPE,HOSE	62 506	66 399	46 508	786 TRAILERS,SEMI-TRAILR,ETC	134 505	71 384	50 023
582 PLASTIC PLATE,SHEETS,ETC	308 817	181 357	126 672	791 RAILWAY VEHICLES.EQUIPNT	26 513	16 948	11 730
583 MONOFILAMENT OF PLASTICS	86 012	50 230	35 158	792 AIRCRAFT,ASOCTD.EQUIPNT	100	511	358
591 INSECTICIDES, ETC.	50 631	57 735	40 315	793 SHIP,BOAT,FLOAT,STRUCTRS	7 266	3 015	2 106
592 STARCHES,INULIN,ETC.	366 362	59 996	42 014	800 CPL IN PLANT CHAP 90/94	70	3 196	2 231
593 EXPLOSIVES, PYROTECHNICS	3 977	1 709	1 199	811 PREFABRICATED BUILDINGS	13 642	7 162	5 008
597 PREPDD ADDITIVES,LIQUIDS	68 241	24 879	17 392	812 PLUMBING,SANITRY,EQPT,ETC	55 942	48 493	33 908
598 MISC.CHEMICAL PRODTS,NES	527 018	138 044	96 599	813 LIGHTING FIXTURES ETC,NES	13 859	25 750	17 995
600 CPL IN PLANT CHAP 69-76	14 368	28 219	19 760	821 FURNITURE,CUSHIONS,ETC.	94 023	66 899	46 059
611 LEATHER	30 919	98 573	68 809	831 TRUNK,SUIT-CASES,BAG,ETC	4 633	11 024	7 646
612 MANUFACT. LEATHER ETC,NES	864	1 755	1 229	841 MENS,BOYS CLOTHING,X-KNIT	4 834	25 821	18 085
613 FURSKINS,TANNED,DRESSED	1 135	6 141	4 325	842 WOMEN,GIRL CLOTHING,XKNIT	4 476	34 899	24 278
621 MATERIALS OF RUBBER	45 333	31 212	21 821	843 MENS,BOYS CLOTHING,KNIT	1 533	3 255	2 290
625 RUBBER TYRES,TUBES,ETC.	54 136	27 545	19 292	844 WOMEN,GIRLS CLOTHING,KNIT	3 612	21 594	15 073
629 ARTICLES OF RUBBER, NES	59 020	40 290	28 052	845 OTHR.TEXTILE APPAREL,NES	6 682	34 250	23 935
633 CORK MANUFACTURES	423	478	334	846 CLOTHING ACCESSRS,FABRIC	6 554	28 036	19 616
634 VENEERS, PLYWOOD, ETC.	274 056	38 166	26 615	848 CLOTHING,NONXTL,HEADGEAR	6 338	22 528	15 783
635 WOOD MANUFACTURES, NES	76 041	17 744	12 373	851 FOOTWEAR	17 428	34 385	24 033
641 PAPER AND PAPERBOARD	1 215 882	287 645	201 189	871 OPTICAL INSTRUMENTS,NES	136	6 364	4 435
642 PAPER,PAPERBOARD,CUT ETC	357 201	126 632	88 565	872 MEDICAL INSTRUMENTS NES	5 930	58 963	41 224
651 TEXTILE YARN	65 875	84 145	58 742	873 METERS,COUNTERS,NES	2 906	17 505	12 273
652 COTTON FABRICS, WOVEN	162 568	380 495	265 680	874 MEASURE,CONTROL INSTRMNT	10 831	164 801	115 181
653 FABRICS,MAN-MADE FIBRES	187 268	614 027	429 230	881 PHOTOGRAPH APPAR,ETC,NES	1 639	12 623	8 838
654 OTH.TEXTILE FABRIC,WOVEN	44 464	206 498	144 930	882 PHOTO.CINEMATOGRPH,SUPPL	23 299	36 947	25 809
655 KNIT,CROCHET,FABRIC NES	48 567	127 048	88 951	883 CINE.FILM EXPOSD.DEVELOP	1	55	38
656 TULLE,LACE,EMBROIDRY,ETC	13 620	44 372	30 981	884 OPTICAL GOODS NES	597	11 091	7 790
657 SPECIAL YARN,TXTL.FABRIC	153 457	218 624	152 804	885 WATCHES AND CLOCKS	1 252	14 057	9 834
658 TEXTILE ARTICLES NES	17 562	27 065	18 885	891 ARMS AND AMMUNITION	360	1 953	1 368
659 FLOOR COVERINGS, ETC.	21 308	11 047	7 750	892 PRINTED MATTER	317 248	145 616	101 602
661 LIME,CEMENT,CONSTR.MATRL	228 683	19 033	13 412	893 ARTICLES,NES,OF PLASTICS	324 899	228 279	159 724
662 CLAY,REFCT.CONSTR.MATRL	359 224	36 383	25 504	894 BABY CARRIAGE, TOYS,GAMES	19 679	29 500	20 666
663 MINERAL MANUFACTURES,NES	833 863	74 618	52 150	895 OFFICE,STATIONERY SUPPLS	11 583	29 593	20 629
664 GLASS	350 593	55 761	39 001	896 WORKS OF ART,ANTIQUE ETC	847	8 950	6 349
665 GLASSWARE	81 564	17 686	12 368	897 GOLD,SILVERWARE,JEWEL NES	93	14 976	10 461
666 POTTERY	1 178	1 415	994	898 MUSICAL INSTRUMENTS,ETC.	13 060	44 951	31 376
667 PEARLS,PRECIOUS STONES	48	1 457	1 023	899 MISC MANUFCTRD GOODS NES	27 626	104 241	73 066
671 PIG IRON,SPIEGELSTEIN,ETC	24 068	7 310	5 145	941 COMPL IN PLANT CHAPT 99	11 062	65 058	44 994
672 INGOTS ETC.IRON OR STEEL	31 043	5 105	3 560	971 GOLD,NONMONTY EXCL ORES	2	879	619
673 FLAT-ROLLED IRON ETC.	646 186	69 035	48 226				
674 FLAT-ROLLED PLATED IRON	222 744	28 380	19 845	CZECH REPUB			
675 FLAT-ROLLED, ALLOY STEEL	336 207	74 406	52 037	IMPORTS	139 590 255	10 587 507	7 406 441
676 IRON,STL.BAR,SHAPES ETC.	438 427	52 406	36 661	001 LIVE ANIMALS	104 605	33 216	23 380
677 RAILWAY TRACK IRON,STEEL	6 141	2 824	1 987	011 BOVINE MEAT	949	750	532
678 WIRE OF IRON OR STEEL	57 629	9 214	6 431	012 OTHER MEAT, MEAT OFFAL	48 756	23 688	16 537
679 TUBES,PIPES,ETC. IRON,STL	357 762	96 258	67 356	022 MILK AND CREAM	14 840	3 663	2 542
681 SILVER,PLATINUM,ETC.	36	895	623	023 BUTTER,OTHER FAT OF MILK	4 639	1 499	1 043
682 COPPER	40 530	34 789	24 306	024 CHEESE AND CURD	1 908	689	473
683 NICKEL	2 769	4 749	3 326	025 EGGS,BIRDS,YOLKS,ALBUMIN	10 431	5 304	3 722
684 ALUMINIUM	204 350	106 577	74 784	034 FISH,FRESH,CHILLED,FROZLN	41 250	17 828	12 437
685 LEAD	52 429	6 009	4 107	037 FISH ETC.PRPDD,PRSVDD,NES	39	54	38
686 ZINC	1 953	474	333	041 WHEAT, MESLIN, UNMILLED	3 907	156	109
687 TIN	88	107	70	043 BARLEY, UNMILLED	285 461	6 236	4 349
689 MISC.NON-FERR.BASE METAL	287	1 421	986	044 MAIZE UNMILLED	945	122	85
691 METALLIC STRUCTURES NES	183 311	74 235	51 972	045 OTHER CEREALS, UNMILLED	2 193	115	80
692 CONTAINERS,STORAGE,TRNSP	78 832	46 505	32 583	048 CEREAL PREPARATIONS	272 000	12 023	8 349
693 WIRE PRODUCTS EXCL.ELECT	43 422	14 510	10 151	054 VEGETABLES	1 177 491	55 664	38 771
694 NAILS,SCREWS,NUTS,ETC.	28 406	24 692	17 211	056 VEGETABLES,PRPDD,PRSVDD,NES	4 527	889	621
695 TOOLS	20 407	55 558	38 833	057 FRUIT,NUTS EXCL.OIL NUTS	297 850	13 424	9 464
696 CUTLERY	3 778	13 764	9 642	058 FRUIT,PRESERVED,PREPARED	58 908	6 139	4 296
697 HOUSEHOLD EQUIPMENT,NES	31 627	25 280	17 669	059 FRUIT,VEGETABLE JUICES	214 645	14 510	10 168
699 MANUFACTS.BASE METAL,NES	291 736	222 085	154 961	061 SUGARS,MOLASSES,HONEY	32 825	6 622	4 633
700 CPL IN PLANT (84/85/87)	36 532	133 860	94 244	062 SUGAR CONFECTIONERY	24 432	11 064	7 765
711 STEAM GENER,BOILERS,ETC.	15 619	19 915	13 998	073 CHOCOLATE,OTH.COCOA PREP	12 213	7 539	5 265
712 STEAM TURBINES	6 218	28 185	19 846	075 SPICES	3 273	854	596
713 INTNRNL COMBUS PSTN ENGIN	31 063	67 887	47 386	081 ANIMAL FEED STUFF	2 930 825	51 648	36 006
714 ENGINES,MOTORS NON-ELECT	239	391	274	098 EDIBLE PROD.PREPRTNS,NES	20 166	8 171	5 722
716 ROTATING ELECTRIC PLANT	17 348	43 399	30 391				
718 OTH.POWR.GENRTNG.MACHNRY	8 354	16 217	11 367				

7 IMPORTS AND EXPORTS (SPECIAL TRADE) BY COUNTRIES OF PRODUCTION AND CONSUMPTION AND BY GROUPS OF THE SITC-REV. III 1995

GROUP DESCRIPTION	DT = 100 KG	1 000 DM	1 000 \$	GROUP DESCRIPTION	DT = 100 KG	1 000 DM	1 000 \$
111 NON-ALCOHOL.BEVERAGE,NES	287 139	986	692	679 TUBES,PIPES,ETC.IRON,STL	1 416 595	129 461	90 756
112 ALCOHOLIC BEVERAGES	466 783	39 765	27 832	681 SILVER,PLATINUM,ETC.	101	2 582	1 803
122 TOBACCO, MANUFACTURED	114	184	128	682 COPPER	70 180	27 421	19 191
211 HIDES,SKINS(EX.FURS),RAW	28 741	9 521	6 649	683 NICKEL	978	1 162	798
212 FURSKINS, RAW	146	314	214	684 ALUMINIUM	239 328	91 992	64 336
222 OILSEED(SFT.FIX VEG.OIL)	425 741	15 951	11 010	685 LEAD	10 982	983	690
223 OILSEED(OTH.FIX.VEG.OIL)	22 465	3 296	2 311	686 ZINC	704	306	216
231 NATURAL RUBBER, ETC.	416	86	62	687 TIN	135	89	61
232 SYNTHETIC RUBBER, ETC.	164 937	21 510	15 065	689 MISC.NON-FERR.BASE METAL	640	821	583
245 FUEL WOOD, WOOD CHARCOAL	111 917	1 230	864	691 METALLIC STRUCTURES NES	1 132 901	183 050	128 152
246 WOOD IN CHIPS, PARTICLES	602 320	3 145	2 192	692 CONTAINERS,STORAGE,TRNSP	296 737	59 269	41 455
247 WOOD ROUGH,ROUGH SQUARED	3 209 616	59 311	41 617	693 WIRE PRODUCTS EXCL.ELECT	428 239	23 044	16 122
248 WOOD, SIMPLY WORKED	3 773 002	154 761	108 581	694 NAILS,SCREWS,NUTS,ETC.	299 809	48 815	34 147
251 PULP AND WASTE PAPER	498 594	46 841	32 753	695 TOOLS	46 203	52 976	36 982
263 COTTON	19 615	2 303	1 618	696 CUTLERY	2 394	7 366	5 139
265 VEGETABLE TEXTILE FIBRES	286	58	42	697 HOUSEHOLD EQUIPMENT,NES	102 856	36 285	25 371
266 SYNTHETIC FIBRES	7 797	2 173	1 518	699 MANUFACTS.BASE METAL,NES	1 432 097	399 526	279 832
267 OTHER MAN-MADE FIBRES	32 323	9 654	6 781	711 STEAM GENER. BOILERS,ETC.	19 346	6 189	4 342
268 WOOL, OTHER ANIMAL HAIR	11 456	6 529	4 572	712 STEAM TURBINES	1 624	3 717	2 591
269 WORN CLOTHING,TEXTL.ARTL	41 623	2 347	1 637	713 INTRNL COMBUS PSTN ENGIN	37 362	31 034	21 695
272 FERTILIZERS, CRUDE	6 058	261	180	714 ENGINES,MOTORS NON-ELECT	2 296	4 068	2 848
273 STONE, SAND AND GRAVEL	18 075 036	31 401	21 917	716 ROTATING ELECTRIC PLANT	276 953	213 099	149 078
277 NATURAL ABRASIVES, NES	1 042	68	48	718 OTH.POWR.GENRTNG.MACHNRY	10 157	8 215	5 754
278 OTHER CRUDE MINERALS	3 273 571	35 842	24 959	721 AGRIC.MACHINES,EX.TRACTR	108 678	46 642	32 659
282 FERROUS WASTE AND SCRAP	599 721	22 342	15 655	722 TRACTORS	48 209	28 958	20 248
285 ALUMINIUM ORE,CONCTR.ETC	77	114	79	723 CIVIL ENGINEERING EQUIPT	375 936	96 469	67 530
287 ORE,CONCENTR.BASE METALS	18 000	556	397	724 TEXTILE,LEATHER MACHINES	85 743	119 569	83 581
288 NON-FERROUS WASTE,SCRAP	351 886	77 741	54 378	725 PAPER,PULP MILL MACHINES	17 718	10 850	7 577
289 PREC.METAL ORES,CONCTR.TS	59	3 363	2 366	726 PRINTNG,BOOKBINDNG MACHS	25 925	13 299	9 326
291 CRUDE ANIMAL MATERIALS,NES	43 317	5 899	3 988	727 FOOD-PROCESS.MCH.NON DOM	7 566	9 139	6 390
292 CRUDE VEG.MATERIALS, NES	32 035	6 662	4 638	728 OTH.MACH,PTS,SPCL INDUST	162 864	85 922	60 151
321 COAL,NOT AGGLOMERATED	9 232 145	84 686	59 161	731 METAL REMOVAL WORK TOOLS	42 529	37 699	26 468
322 BRIQUETTES,LIGNITE,PEAT	20 761 539	96 609	67 682	733 MACH-TOOLS,METAL-WORKING	15 781	7 932	5 566
325 COKE,SEMI-COKE,RET.CARBN	4 078 284	63 648	44 534	735 PARTS,NES,FOR MACH-TOOLS	130 307	65 137	45 524
334 PETROLEUM PRODUCTS	1 752 159	47 837	33 473	737 METALWORKING MACHNRY NES	85 397	35 775	25 139
335 RESIDUAL PETROL.PRODUCTS	2 062 100	33 029	23 153	741 HEATING,COOLING EQUIP,PART	123 516	77 366	54 218
342 LIQUEFIED PROPANE,BUTANE	79 809	1 835	1 282	742 PUMPS FOR LIQUIDS,PARTS	34 741	52 865	37 047
344 PETROLEUM GASES, NES	64 596	1 134	793	743 PUMPS NES,CENTRIFUGS ETC	69 943	36 440	25 565
351 ELECTRIC CURRENT, MMH	1 129 072	8 517	5 988	744 MECHANICAL HANDLING EQUIP	220 233	71 320	49 873
421 FIXED VEG.FAT,OILS, SOFT	1 060	113	80	745 OTH.NONELEC MCH,TOOL,NES	51 066	49 634	34 555
431 ANIMAL,VEG.FATS,OILS,NES	151 736	10 920	7 638	746 BALL OR ROLLER BEARINGS	6 137	18 628	13 072
511 HYDROCARBONS,NES,DERIVTS	611 606	38 558	27 038	747 TAPS,COCKS,VALVES,ETC.	34 958	27 873	19 480
512 ALCOHOL,PHENOL,ETC.DERIV	125 123	21 163	14 744	748 TRANSMISSIONS SHAFTS ETC	176 238	89 101	62 388
513 CARBOXYLIC ACIDS,DERIVTS	309 420	64 383	45 135	749 NON-ELECT MACH.PARTS,ETC	33 440	41 887	29 266
514 NITROGEN-FUNCT.COMPOUNDS	74 976	34 860	24 409	751 OFFICE MACHINES	18 864	31 167	21 844
515 ORGANO-INORGANIC COMPNDS	88 334	22 677	15 987	752 AUTOMATC.DATA PROC.EQUIP	8 945	15 510	10 836
516 OTHER ORGANIC CHEMICALS	15 654	5 832	4 080	759 PARTS,FOR OFFICE MACHINS	28 671	37 255	26 067
522 INORGANIC CHEM.ELEMENTS	1 132 789	37 027	25 850	762 RADIO-BROADCAST RECEIVER	34	210	145
523 METAL.SALTS,INORGAN.ACID	290 136	14 316	9 977	763 SOUND RECORDER,PHONOGRPH	504	1 400	977
524 OTHER CHEMICAL COMPOUNDS	25 880	3 541	2 476	764 TELECOMM.EQUIP.PARTS NES	21 165	93 321	65 448
525 RADIO-ACTIVE MATERIALS	2	402	279	771 ELECT POWER MACHNY.PARTS	54 826	97 051	67 901
531 SYNTH.COLOURS,LAKES,ETC.	7 631	14 226	9 997	772 ELECT. SWITCH,RELAY,CIRCUT	121 488	286 535	200 454
532 DYEING,TANNING MATERIALS	864	387	269	773 ELECTR.DISTRIBT.EQPT NES	200 841	306 454	214 503
533 PIGMENTS, PAINTS, ETC.	80 694	12 619	8 798	774 ELECTRO-MEDCL,XRAY EQUIP	1 046	2 072	1 433
541 MEDICINES,ETC.EXC.GRP542	11 206	23 608	16 465	775 DOM.ELEC,NON-ELEC.EQUIPT	56 477	44 899	31 454
542 MEDICAMENTS	346	5 101	3 559	776 TRANSISTORS,VALVES,ETC.	15 118	34 170	23 836
551 ESSNTL.OIL,PERFUME,FLAVR	1 103	403	281	778 ELECTRIC.MACH.APPART.NES	75 197	159 641	111 508
553 PERFUMERY,COSMETICS,ETC.	11 465	9 311	6 513	781 PASS.MOTOR VEHCLS,EX.BUS	206 149	244 829	170 602
554 SOAP,CLEANERS,POLISH,ETC	6 823	3 038	2 118	782 GOODS,SPCL TRANSPORT VEH	28 237	10 555	7 441
562 FERTILIZER,EXCEPT GRP272	6 327 933	124 761	86 684	783 ROAD MOTOR VEHICLES NES	5 155	4 487	3 145
571 POLYMERS OF ETHYLENE	371 485	46 581	32 626	784 PARTS,TRACTORS,MOTOR VEH	694 309	320 759	224 506
572 POLYMERS OF STYRENE	205 176	41 201	28 894	785 CYCLES,MOTORCYCLES ETC.	72 811	34 139	23 951
573 POLYMERS,VINYL CHLORIDE	403 232	55 401	38 544	786 TRAILERS,SEMI-TRAILR,ETC	315 567	62 622	43 883
574 POLYACETAL,POLYCARBONATE	15 342	5 498	3 839	791 RAILWAY VEHICLES.EQUIPNT	214 029	71 534	49 739
575 OTH.PLASTIC,PRIMARY FORM	218 755	36 669	25 652	792 AIRCRAFT,ASSOCTD.EQUIPNT	423	6 103	4 311
579 PLASTIC WASTE, SCRAP ETC	20 155	1 398	985	793 SHIP,BOAT,FLDGT.STRUCTRS	10 089	6 804	4 831
581 PLASTIC TUBE,PIPE,HOSE	16 534	13 968	9 814	811 PREFABRICATED BUILDINGS	687 044	139 349	97 708
582 PLASTIC PLATE,SHEETS,ETC	92 033	28 215	19 745	812 PLUMBNG,SANITRY,EQPT.ETC	84 217	19 033	13 242
583 MONOFILAMENT OF PLASTICS	1 136	530	372	813 LIGHTING FIXTURES ETC.NES	36 096	31 137	21 778
591 INSECTICIDES, ETC.	3 916	2 863	2 010	821 FURNITURE,CUSHIONS,ETC.	876 645	375 208	262 458
592 STARCHES, INULIN,ETC.	5 150	3 814	2 659	831 TRUNK,SUIT-CASES,BAG,ETC	23 499	34 820	24 377
593 EXPLOSIVES, PYROTECHNICS	12 130	5 281	3 703	841 MENS,BOYS CLOTHING,X-KNIT	37 055	158 816	110 942
597 PREPRD ADDITIVES,LIQUIDS	260	120	84	842 WOMEN,GRLS CLOTHING,XKNIT	34 889	197 727	137 789
598 MISC.CHEMICAL PRDCTS,NES	116 080	7 064	4 940	843 MENS,BOYS CLOTHING,KNIT	5 341	24 765	17 322
611 LEATHER	4 574	7 926	5 526	844 WOMEN,GRLS CLOTHING,KNIT	13 076	60 517	42 217
612 MANUFACT. LEATHER ETC.NES	2 467	9 332	6 519	845 OTHR.TEXTILE APPAREL,NES	25 962	117 441	82 108
613 FURSKINS,TANNED,DRESSED	580	1 948	1 355	846 CLOTHING ACCESSRS,FABRIC	21 061	78 531	55 150
621 MATERIALS OF RUBBER	52 473	19 351	13 548	848 CLOTHING,NONTXTL;HEADGEAR	12 579	41 811	29 304
625 RUBBER TYRES,TUBES,ETC.	180 538	75 407	52 717	851 FOOTWEAR	56 117	141 686	98 946
629 ARTICLES OF RUBBER, NES	90 011	57 864	40 500	871 OPTICAL INSTRUMENTS,NES	979	12 751	8 939
634 VENEERS, PLYWOOD, ETC.	1 260 603	61 404	42 932	872 MEDICAL INSTRUMENTS NES	24 820	41 070	28 835
635 WOOD MANUFACTURES, NES	2 319 774	172 529	120 773	873 METERS,COUNTERS,NES	1 167	2 348	1 647
641 PAPER AND PAPERBOARD	539 599	70 151	49 161	874 MEASURE,CONTROL INSTRMNT	30 373	74 095	51 843
642 PAPER,PAPERBOARD,CUT ETC	132 485	45 110	31 541	881 PHOTOGRAPH APPAR.ETC.NES	10 213	8 453	5 914
651 TEXTILE YARN	73 609	41 566	29 103	882 PHOTO.CINEMATOGRPH.SUPPL	1 494	2 705	1 899
652 COTTON FABRICS, WOVEN	83 196	100 101	70 059	884 OPTICAL GOODS NES	1 516	22 950	16 062
653 FABRICS,MAN-MADE FIBRES	55 407	66 732	46 715	885 WATCHES AND CLOCKS	2 782	16 649	11 666
654 OTH.TEXTILE FABRIC,WOVEN	56 358	38 362	26 852	891 ARMS AND AMMUNITION	5 282	14 152	9 902
655 KNIT.CROCHET.FABRIC NES	7 425	8 803	6 141	892 PRINTED MATTER	136 781	71 746	50 102
656 TULLE,LACE,EMBROIDRY,ETC	11 428	11 728	8 225	893 ARTICLES,NES,OF PLASTICS	361 247	156 008	109 286
657 SPECIAL YARN,TXTL.FABRIC	59 238	23 969	16 776	894 BABY CARRIAGE,TOYS,GAMES	82 570	87 598	61 368
658 TEXTILE ARTICLES NES	99 247	139 937	97 385	895 OFFICE,STATIONERY SUPPLS	26 868	41 395	28 954
659 FLOOR COVERINGS, ETC.	4 452	4 800	3 376	896 WORKS OF ART,ANTIQUE ETC	1 005	3 383	2 364
661 LIME,CEMENT,CONSTR.MATRL	15 461 357	143 767	100 977	897 GOLD,SILVERWARE,JEWEL NES	855	7 499	5 253
662 CLAY,REFRCT.CONSTR.MATRL	3 051 571	64 453	45 169	898 MUSICAL INSTRUMENTS,ETC.	26 624	43 101	30 143
663 MINERAL MANUFACTURES,NES	4 121 945	104 759	73 440	899 MISC MANUFCTRD GOODS NES	70 630	43 867	30 737
664 GLASS	660 533	60 561	42 378	961 COIN NONGOLD NONCURRENT		73	48
665 GLASSWARE	918 080	123 581	85 977	971 GOLD,NONMONTY EXCL ORES	13	10 254	7 230
666 POTTERY	71 987	54 903	38 401				
667 PEARLS,PRECIOUS STONES	42	142	99	EXPORTS	30 351 418	11 818 561	8 264 711
671 PIG IRON,SPIEGELEISN,ETC	666 626	35 800	24 970	001 LIVE ANIMALS	20 505	9 418	6 614
672 INGOTS ETC.IRON OR STEEL	1 154 691	57 144	39 951	011 BOVINE MEAT	17 029	4 408	3 091
673 FLAT-ROLLED IRON ETC.	2 037 996	132 429	92 731	012 OTHER MEAT, MEAT OFFAL	7 494	1 977	1 373
674 FLAT-ROLLED PLATED IRON	19 310	2 169	1 500	017 MEAT,OFFL,PRPD,PRSD,NES	2 997	1 140	792
675 FLAT-ROLLED, ALLOY STEEL	36 708	11 953	8 416	022 MILK AND CREAM	74 645	17 729	12 450
676 IRON,STL.BAR,SHAPES ETC.	6 118 640	369 409	258 546	023 BUTTER,OTHER FAT OF MILK	1 484	553	383
677 RAILWAY TRACK IRON,STEEL	62 343	4 916	3 438	024 CHEESE AND CURD	53 519	22 071	15 429
678 WIRE OF IRON OR STEEL	953 055	64 849	45 313				

7 IMPORTS AND EXPORTS (SPECIAL TRADE) BY COUNTRIES OF PRODUCTION AND CONSUMPTION AND BY GROUPS OF THE SITC-REV. III 1995

GROUP DESCRIPTION	DT = 100 KG	1 000 DM	1 000 \$	GROUP DESCRIPTION	DT = 100 KG	1 000 DM	1 000 \$
025 EGGS,BIRDS,YOLKS,ALBUMIN	8 036	967	675	641 PAPER AND PAPERBOARD	784 344	141 337	98 884
034 FISH,FRESH,CHILLED,FROZEN	46 239	6 700	4 662	642 PAPER,PAPERBOARD,CUT ETC	344 665	116 963	81 825
036 CRUSTACEANS,MOLLUSCS ETC	36	90	60	651 TEXTILE YARN	92 783	93 300	65 179
037 FISH ETC.PRPD,PRSD,NES	18 648	8 041	5 610	652 COTTON FABRICS, WOVEN	43 287	86 600	60 449
042 RICE	44 901	2 624	1 851	653 FABRICS,MAN-MADE FIBRES	44 445	143 020	99 883
044 MAIZE UNMILLED	606	340	247	654 OTH.TEXTILE FABRIC,WOVEN	15 883	71 171	49 856
045 OTHER CEREALS, UNMILLED	1 376	1 110	773	655 KNIT,CROCHET,FABRIC NES	23 822	64 544	45 127
047 OTHER CEREAL MEAL,FLOURS	150	50	35	656 TULLE,LACE,EMBROIDRY,ETC	4 974	24 664	17 237
048 CEREAL PREPARATIONS	53 976	17 563	12 275	657 SPECIAL YARN,TXTL.FABRIC	60 673	108 222	75 731
054 VEGETABLES	158 810	12 044	8 449	658 TEXTILE ARTICLES NES	23 364	44 189	30 925
056 VEGETABLES,PRPD,PRSD,NES	67 372	13 623	9 519	659 FLOOR COVERINGS, ETC.	25 540	14 690	10 270
057 FRUIT,NUTS EXCL.OIL NUTS	72 653	11 511	8 059	661 LIME,CEMENT,CONSTR.MATRL	83 782	9 425	6 625
058 FRUIT,PRESERVED,PREPARED	26 603	8 720	6 098	662 CLAY,REFRCT.CONSTR.MATRL	342 426	49 747	34 950
059 FRUIT, VEGETABLE JUICES	212 407	20 087	13 979	663 MINERAL MANUFACTURES,NES	259 269	66 095	46 229
061 SUGARS,MOLASSES,HONEY	268 555	14 558	10 198	664 GLASS	316 804	48 879	34 203
062 SUGAR CONFECTIONERY	34 278	16 526	11 523	665 GLASSWARE	61 209	17 470	12 209
071 COFFEE,COFFEE SUBSTITUTE	9 836	11 082	7 782	666 POTTERY	50 560	40 599	28 351
072 COCOA	7 213	1 106	762	667 PEARLS,PRECIOUS STONES	65	711	498
073 CHOCOLATE,OTH.COCOA PREP	41 096	22 113	15 426	671 PIG IRON, SPIEGELEISN,ETC	22 552	6 663	4 656
074 TEA AND MATE	513	409	285	672 INGOTS ETC.IRON OR STEEL	147 851	22 121	15 525
075 SPICES	5 995	3 856	2 696	673 FLAT-ROLLED IRON ETC.	742 539	79 639	55 766
081 ANIMAL FEED STUFF	1 996 983	111 179	77 673	674 FLAT-ROLLED PLATED IRON	368 899	46 477	32 569
091 MARGARINE AND SHORTENING	7 180	1 335	934	675 FLAT-ROLLED, ALLOY STEEL	167 486	54 761	38 283
098 EDIBLE PROD.PREPRTS,NES	126 319	52 628	36 782	676 IRON,STL,BAR,SHAPES ETC.	609 004	74 964	52 452
111 NON-ALCOHOL.BEVERAGE,NES	97 561	8 220	5 756	677 RAILWAY TRACK IRON,STEEL	9 262	2 711	1 902
112 ALCOHOLIC BEVERAGES	21 597	13 954	9 768	678 WIRE OF IRON OR STEEL	131 695	18 870	13 189
121 TOBACCO, UNMANUFACTURED	1 994	1 435	1 012	679 TUBES,PIPES,ETC.IRON,STL	851 900	154 590	108 480
122 TOBACCO, MANUFACTURED	10 005	23 589	16 463	681 SILVER,PLATINUM,ETC.	162	8 196	5 708
211 HIDES,SKINS(EX.FURS),RAW	23 228	4 650	3 255	682 COPPER	152 770	80 160	56 071
212 FURSKINS, RAW	322	811	567	683 NICKEL	5 516	9 021	6 316
222 OILSEED(SFT.FIX VEG.OIL)	24 358	1 434	1 006	684 ALUMINIUM	120 552	79 024	55 397
223 OILSEED(OTH.FIX.VEG.OIL)	498	174	119	685 LEAD	98 295	9 857	6 853
231 NATURAL RUBBER, ETC.	10 558	2 724	1 897	686 ZINC	10 255	2 744	1 796
232 SYNTHETIC RUBBER, ETC.	76 630	15 355	10 736	687 TIN	641	579	405
246 WOOD IN CHIPS, PARTICLES	162 945	1 361	953	689 MISC.NON-FERR.BASE METAL	1 728	2 790	1 929
247 WOOD ROUGH,ROUGH SQUARED	1 224 271	18 100	12 742	691 METALLIC STRUCTURES NES	236 798	83 651	58 591
248 WOOD, SIMPLY WORKED	126 634	13 782	9 647	692 CONTAINERS,STORAGE,TRNSP	85 699	52 652	37 062
251 PULP AND WASTE PAPER	203 216	19 323	13 551	693 WIRE PRODUCTS EXCL.ELECT	18 662	6 910	4 845
263 COTTON	23 629	7 647	5 356	694 NAILS,SCREWS,NUTS,ETC.	49 987	42 339	29 587
265 VEGETABLE TEXTILE FIBRES	2 469	341	238	695 TOOLS	36 283	85 514	59 619
266 SYNTHETIC FIBRES	26 538	10 297	7 201	696 CUTLERY	3 685	12 206	8 526
267 OTHER MAN-MADE FIBRES	34 147	15 947	11 160	697 HOUSEHOLD EQUIPMENT,NES	18 916	19 963	13 961
268 WOOL, OTHER ANIMAL HAIR	40 244	23 231	16 288	699 MANUFACTS.BASE METAL,NES	322 087	271 114	189 655
269 WORN CLOTHING,TEXTL.ARTL	104 786	10 889	7 632	700 CPL IND PLANT (84/85/87)	22 228	44 904	31 412
272 FERTILIZERS, CRUDE	1 414	58	41	711 STEAM GENER. BOILERS,ETC.	10 172	15 556	10 754
273 STONE, SAND AND GRAVEL	419 592	4 863	3 404	712 STEAM TURBINES	1 400	1 520	1 065
277 NATURAL ABRASIVES, NES	3 632	185	127	713 INTRNL COMBUS PSTN ENGIN	14 674	42 327	29 548
278 OTHER CRUDE MINERALS	3 170 976	24 321	16 860	714 ENGINES,MOTORS NON-ELECT	425	2 655	1 879
282 FERROUS WASTE AND SCRAP	251 837	3 058	2 133	716 ROTATING ELECTRIC PLANT	76 995	141 196	98 648
285 ALUMINIUM ORE,CONCTR,ETC	12 239	1 400	981	718 OTH.POWR,GENRTNG,MACHNRY	2 937	10 676	7 510
287 ORE,CONCENTR.BASE METALS	47 669	2 017	1 406	721 AGRIC.MACHINES,EX.TRACTR	88 027	116 792	82 417
288 NON-FERROUS WASTE,SCRAP	67 723	15 095	10 512	722 TRACTORS	5 404	7 472	5 252
289 PREC.METAL ORES,CONCTRS	7	45	31	723 CIVIL ENGINEERING EQUIPT	153 851	123 511	86 393
291 CRUDE ANIMAL MATERLS,NES	22 716	14 142	9 879	724 TEXTILE,LEATHER MACHINES	55 440	158 388	110 670
292 CRUDE VEG.MATERIALS, NES	16 764	21 997	15 237	725 PAPER,PULP MILL MACHINES	6 641	18 653	13 041
322 BRIQUETTES,LIGNITE,PEAT	3 300	54	37	726 PRINTING,BOOKBINDNG MACHS	17 566	79 197	55 886
334 PETROLEUM PRODUCTS	1 925 549	74 365	51 682	727 FOOD-PROCESS.MCH.NON DOM	10 830	31 854	22 226
335 RESIDUAL PETROL.PRODUCTS	330 285	11 147	7 802	728 OTH.MACH.PTS,SPCL INDUST	145 525	312 808	218 953
342 LIQUEFIED PROPANE,BUTANE	80 547	2 525	1 752	731 METAL REMOVAL WORK TOOLS	31 378	64 871	45 319
344 PETROLEUM GASES, NES	85 188	2 093	1 444	733 MACH-TOOLS,METAL-WORKING	31 627	40 811	28 493
351 ELECTRIC CURRENT, MUH	185 578	7 788	5 215	735 PARTS,NES,FOR MACH-TOOLS	29 029	47 877	33 496
411 ANIMAL OILS AND FATS	35 247	3 274	2 286	737 METALWORKING MACHNRY NES	23 516	51 646	36 219
421 FIXED VEG.FAT,OILS, SOFT	217 791	25 491	17 842	741 HEATING,COOLING EQUIP,PART	71 577	137 169	96 024
422 FIXED VEG.FAT,OILS,OTHER	100 938	10 691	7 467	742 PUMPS FOR LIQUIDS,PARTS	30 031	103 720	72 708
431 ANIMAL,VEG.FATS,OILS,NES	45 092	5 743	3 993	743 PUMPS NES,CENTRIFUGS ETC	52 178	138 736	97 133
511 HYDROCARBONS,NES,DERIVTS	426 846	36 890	25 706	744 MECHANICAL HANDLING EQUIP	79 151	107 858	75 549
512 ALCOHOL,PHENOL,ETC.DERIV	357 290	28 569	19 776	745 OTH.NONELEC MCH,TOOL,NES	37 176	128 530	89 809
513 CARBOXYLIC ACIDS,DERIVTS	100 806	24 531	17 252	746 BALL OR ROLLER BEARINGS	10 414	43 404	30 332
514 NITROGEN-FUNCT.COMPOUNDS	50 310	28 256	19 717	747 TAPS,COCKS,VALVES,ETC.	25 617	106 263	74 466
515 ORGANO-INORGANIC COMPNDS	15 665	13 579	9 498	748 TRANSMISSIONS SHAFTS ETC	71 548	63 906	44 664
516 OTHER ORGANIC CHEMICALS	25 120	11 277	7 844	749 NON-ELECT MACH.PARTS,ETC	28 028	126 276	88 028
522 INORGANIC CHEM.ELEMENTS	658 178	38 131	26 601	751 OFFICE MACHINES	10 005	30 038	21 024
523 METAL.SALTS,INORGAN.ACID	1 649 250	49 142	34 347	752 AUTOMATC.DATA PROC.EQUIP	12 213	134 081	93 539
524 OTHER CHEMICAL COMPOUNDS	34 401	10 630	7 405	759 PARTS,FOR OFFICE MACHINS	9 172	60 631	42 257
525 RADIO-ACTIVE MATERIALS	7	1 203	837	761 TELEVISION RECEIVERS ETC	7 822	19 500	13 558
531 SYNTH.COLOURS,LAKES,ETC.	12 006	16 619	11 622	762 RADIO-BROADCAST RECEIVER	1 947	13 047	9 113
532 DYEING,TANNING MATERIALS	5 326	2 048	1 427	763 SOUND RECORDER,PHONOGRPH	1 340	12 105	8 395
533 PIGMENTS, PAINTS, ETC.	364 877	154 553	108 210	764 TELECOMM.EQUIP.PARTS NES	27 661	249 366	174 438
541 MEDICINES,ETC.EXC.GRP542	5 472	41 920	29 273	771 ELECT POWER MACHNRY,PARTS	63 529	116 885	81 784
542 MEDICAMENTS	24 112	128 466	89 818	772 ELEC.SWITCH.RELAY.CIRCUIT	127 048	548 200	383 477
551 ESSENT. OIL,PERFUME,FLAVR	7 201	14 676	10 282	773 ELECTR.DISTRIB.EQPT NES	192 102	253 457	176 830
553 PERFUMERY,COSMETICS,ETC.	53 572	56 792	39 610	774 ELECTRO-MEDCL,XRAY EQUIP	1 378	29 844	20 721
554 SOAP,CLEANERS,POLISH,ETC	137 859	33 082	23 149	775 DOM.ELEC.NON-ELEC.EQUIPT	54 921	101 443	70 836
562 FERTILIZER,EXCEPT GRP272	1 407 022	23 215	16 138	776 TRANSISTORS,VALVES,ETC.	5 237	66 575	46 521
571 POLYMERS OF ETHYLENE	78 872	15 928	11 112	778 ELECTRIC.MACH.APPLART,NES	106 509	295 188	206 019
572 POLYMERS OF STYRENE	48 612	14 077	9 816	781 PASS.MOTOR VEHCLS.EX.BUS	287 147	448 593	313 421
573 POLYMERS,VINYL CHLORIDE	85 649	19 047	13 325	782 GOODS,SPCL TRANSPORT VEH	82 975	87 948	61 483
574 POLYACETAL,POLYCARBONATE	91 431	40 999	28 748	783 ROAD MOTOR VEHICLES NES	43 866	80 029	56 183
575 OTH.PLASTIC,PRIMARY FORM	282 407	89 222	62 388	784 PARTS,TRACTORS,MOTOR VEH	369 074	417 882	292 566
579 PLASTIC WASTE, SCRAP ETC	10 402	1 553	1 091	785 CYCLES,MOTORCYCLES ETC.	41 349	33 232	23 207
581 PLASTIC TUBE,PIPE,HOSE	87 736	64 418	45 092	786 TRAILERS,SEMI-TRAILR,ETC	72 929	52 026	36 449
582 PLASTIC PLATE,SHEETS,ETC	215 132	124 348	87 064	791 RAILWAY VEHICLES.EQUIPNT	17 555	16 475	11 351
583 MONOFILAMENT OF PLASTICS	78 852	46 892	32 831	792 AIRCRAFT,ASSOCTD.EQUIPNT	359	4 196	2 964
591 INSECTICIDES, ETC.	18 316	23 712	16 781	793 SHIP,BOAT,FLOAT.STRUCTRS	388	1 805	1 262
592 STARCHES,INULIN,ETC.	71 367	21 522	15 090	800 CPL IND PLANT CHAP 90/94	14	693	487
593 EXPLOSIVES,PYROTECHNICS	1 577	2 089	1 470	811 PREFABRICATED BUILDINGS	4 329	1 341	943
597 PREPRD ADDITIVES,LIQUIDS	60 847	19 944	13 942	812 PLUMBING,SANITRY,EQPT.ETC	36 615	34 445	24 069
598 MISC.CHEMICAL PRDCTS,NES	388 078	117 654	82 400	813 LIGHTING FIXTURES ETC.NES	20 508	43 518	30 382
600 CPL IND PLANT CHAP 69-76	22 765	19 380	13 716	821 FURNITURE,CUSHIONS,ETC.	175 654	130 489	91 317
611 LEATHER	18 200	60 657	42 396	831 TRUNK,SUIT-CASES,BAG,ETC	7 141	14 824	10 360
612 MANUFACT. LEATHER ETC.NES	796	2 616	1 837	841 MENS,BOYS CLOTHNG,X-KNIT	5 990	27 538	19 281
613 FURSKINS,TANNED,DRESSED	2 147	11 662	8 223	842 WOMEN,GIRL CLOTHNG,XKNIT	7 451	43 038	30 016
621 MATERIALS OF RUBBER	72 412	48 246	33 684	843 MENS,BOYS CLOTHING,KNIT	4 656	16 804	11 753
625 RUBBER TYRES,TUBES,ETC.	28 938	11 873	8 302	844 WOMEN,GIRLS CLOTHING,KNIT	7 495	34 421	24 025
629 ARTICLES OF RUBBER, NES	31 711	62 842	43 843	845 OTHR.TEXTILE APPAREL,NES	11 827	48 482	33 869
633 CORK MANUFACTURES	210	353	237	846 CLOTHING ACCESSRS,FABRIC	12 963	64 626	45 399
634 VENEERS, PLYWOOD, ETC.	309 739	38 207	26 670	848 CLOTHING,NONTXTL;HEADGEAR	13 216	31 344	21 896
635 WOOD MANUFACTURES, NES	54 892	16 780	11 712	851 FOOTWEAR	17 400	45 433	31 750

7 IMPORTS AND EXPORTS (SPECIAL TRADE) BY COUNTRIES OF PRODUCTION AND CONSUMPTION AND BY GROUPS OF THE SITC-REV. III 1995

GROUP DESCRIPTION	DT = 100 KG	1 000 DM	1 000 \$	GROUP DESCRIPTION	DT = 100 KG	1 000 DM	1 000 \$
871 OPTICAL INSTRUMENTS,NES	243	6 130	4 282	651 TEXTILE YARN	134 156	39 070	27 306
872 MEDICAL INSTRUMENTS NES	11 976	64 968	45 329	652 COTTON FABRICS, WOVEN	6 388	8 055	5 613
873 METERS,COUNTERS,NES	5 731	27 797	19 493	653 FABRICS,MAN-MADE FIBRES	5 138	8 817	6 156
874 MEASURE,CONTROL INSTRMNT	24 861	274 616	191 973	654 OTH.TEXTILE FABRIC,WOVEN	23 453	11 281	7 897
881 PHOTOGRAPH APPAR.ETC,NES	10 412	20 297	14 163	655 KNIT,CROCHET,FABRIC NES	689	772	543
882 PHOTO.CINEMATOGRPH.SUPPL	19 702	33 383	23 351	656 SPECIAL YARN,TXTL.FABRIC	786	609	417
884 OPTICAL GOODS NES	1 245	17 104	11 977	658 TEXTILE ARTICLES NES	7 348	9 893	6 935
885 WATCHES AND CLOCKS	1 602	13 054	9 144	659 FLOOR COVERINGS, ETC.	375	307	215
891 ARMS AND AMMUNITION	344	1 985	1 379	661 LIME,CEMENT,CONSTR.MATRL	11 153 084	116 843	81 962
892 PRINTED MATTER	207 294	140 460	98 060	662 CLAY,REFRCT.CONSTR.MATRL	353 465	21 634	15 059
893 ARTICLES,NES,OF PLASTICS	256 404	218 520	152 960	663 MINERAL MANUFACTURES,NES	815 731	18 102	12 633
894 BABY CARRIAGE,TOYS,GAMES	29 465	46 307	32 461	664 GLASS	32 278	9 137	6 398
895 OFFICE,STATIONERY SUPPLS	14 155	40 616	28 304	665 GLASSWARE	225 570	27 287	19 033
896 WORKS OF ART,ANTIQUE ETC	125	3 301	2 339	666 POTTERY	116	86	59
897 GOLD,SILVERWARE,JEWEL NES	228	17 619	12 231	671 PIG IRON,SPIEGELEISN,ETC	518 386	55 994	39 160
898 MUSICAL INSTRUMENTS,NES	20 000	63 379	44 183	672 INGOTS ETC.IRON OR STEEL	208 343	8 271	5 820
899 MISC MANUFCTRD GOODS NES	25 139	72 178	50 423	673 FLAT-ROLLED IRON ETC.	3 065 349	181 088	126 495
941 COMPL IND PLANT CHAPT 99	10 680	9 638	6 728	674 FLAT-ROLLED PLATED IRON	384 374	33 412	23 322
961 COIN NONGOLD NONCURRENT	52	145	103	675 FLAT-ROLLED, ALLOY STEEL	16 706	1 462	1 010
971 GOLD,NONMONTY EXCL ORES	10	20 969	14 610	676 IRON,STL.BAR,SHAPES ETC.	80 251	7 586	5 318
				678 WIRE OF IRON OR STEEL	194 203	13 966	9 751
				679 TUBES,PIPES,ETC.IRON,STL	439 722	45 430	31 899
				682 COPPER	56 138	20 845	14 630
				684 ALUMINIUM	131 250	38 335	26 741
				685 LEAD	923	157	108
				687 TIN	56	46	32
				691 METALLIC STRUCTURES NES	218 621	43 281	30 278
				692 CONTAINERS,STORAGE,TRNSP	100 023	19 068	13 366
				693 WIRE PRODUCTS EXCL.ELECT	79 233	7 105	5 003
				694 NAILS,SCREWS,NUTS,ETC.	83 620	8 230	5 745
				695 TOOLS	8 989	4 836	3 378
				696 CUTLERY	244	647	456
				697 HOUSEHOLD EQUIPMENT,NES	19 527	4 016	2 797
				699 MANUFACTS.BASE METAL,NES	269 158	57 389	40 145
				711 STEAM GENER. BOILERS,ETC.	22 820	7 384	5 170
				713 INTRNL COMBUS PSTN ENGIN	1 577	988	687
				716 ROTATING ELECTRIC PLANT	110 322	78 391	54 640
				718 OTH.POWR.GENRTNG.MACHNRY	1 501	1 098	770
				721 AGRIC.MACHINES,EX.TRACTR	5 302	2 441	1 718
				722 TRACTORS	8 510	5 975	4 146
				723 CIVIL ENGINEERING EQUIPT	92 086	28 424	19 936
				724 TEXTILE,LEATHER MACHINES	12 945	16 490	11 579
				725 PAPER,PULP MILL MACHINES	5 405	2 694	1 887
				726 PRINTNG,BOOKBINDNG MACHS	1 579	1 164	799
				727 FOOD-PROCESS.MCH.NON DOM	904	723	500
				728 OTH.MACH,PTS,SPCL INDUST	21 370	15 326	10 716
				731 METAL REMOVAL WORK TOOLS	8 487	7 805	5 498
				733 MACH-TOOLS,METAL-WORKING	8 047	4 609	3 228
				735 PARTS,NES,FOR MACH-TOOLS	18 768	12 668	8 861
				737 METALWORKING MACHNRY NES	3 463	5 208	3 672
				741 HEATING,COOLING EQUIP,PART	16 312	7 458	5 165
				742 PUMPS FOR LIQUIDS,PARTS	1 419	1 397	980
				743 PUMPS NES,CENTRIFUGS ETC	4 114	1 819	1 271
				744 MECHANICAL HANDLING EQUIP	44 109	15 473	10 847
				745 OTH.NONELEC MCH,TOOL,NES	5 012	5 489	3 835
				746 BALL OR ROLLER BEARINGS	13 121	17 090	11 962
				747 TAPS,COCKS,VALVES,ETC.	1 828	1 664	1 166
				748 TRANSMISSIONS SHAFTS ETC	22 551	8 326	5 824
				749 NON-ELECT MACH,PARTS,ETC	7 991	5 169	3 611
				751 OFFICE MACHINES	108	165	117
				752 AUTOMATC.DATA PROC.EQUIP	111	340	228
				753 PARTS,FOR OFFICE MACHNS	961	2 369	1 656
				762 RADIO-BROADCAST RECEIVER	13	130	92
				763 SOUND RECORDER,PHONOGRPH	29	162	110
				764 TELECOMM.EQUIP.PARTS NES	2 855	17 699	12 399
				771 ELECT POWER MACHNRY,PARTS	4 652	8 487	5 928
				772 ELEC. SWITCH.RELAY,CIRCUIT	9 448	26 688	18 690
				773 ELECTR.DISTRIB.EQPT NES	183 092	145 986	102 277
				774 ELECTRO-MEDCL,XRAY EQUIP	11	176	125
				775 DOM.ELEC, NON-ELEC.EQUIPT	32 731	15 286	10 698
				776 TRANSISTORS,VALVES,ETC.	831	4 542	3 175
				778 ELECTRIC.MACH.APPART.NES	1 118	3 452	2 413
				781 PASS.MOTOR VEHCLS.EX.BUS	68 228	175 500	123 560
				782 GOODS,SPCL TRANSPORT VEH	1 458	613	423
				783 ROAD MOTOR VEHICLES NES	184	150	109
				784 PARTS,TRACTORS,MOTOR VEH	148 454	181 898	127 525
				785 CYCLES,MOTORCYCLES ETC.	1 838	2 625	1 844
				786 TRAILERS,SEMI-TRAILR,ETC	115 511	22 364	15 656
				791 RAILWAY VEHICLES.EQUIPNT	266 540	95 380	66 240
				792 AIRCRAFT,ASSOCTD.EQUIPNT	3	65	46
				793 SHIP,BOAT,FLOAT,STRUCTRS	35 081	25 174	17 479
				811 PREFABRICATED BUILDINGS	106 933	15 171	10 613
				812 PLUMBNG,SANITRY,EQPT.ETC	29 826	8 266	5 787
				813 LIGHTING FIXTURES ETC.NES	21 694	16 216	11 412
				821 FURNITURE,CUSHIONS,ETC.	341 071	117 976	82 582
				831 TRUNK,SUIT-CASES,BAG,ETC	5 757	5 959	4 161
				841 MENS,BOYS CLOTHNG,X-KNIT	33 625	109 236	76 379
				842 WOMEN,GIRL CLOTHNG,XKNIT	18 182	101 528	70 894
				843 MENS,BOYS CLOTHING,KNIT	1 077	3 535	2 468
				844 WOMEN,GIRLS CLOTHING,KNIT	5 579	18 072	12 588
				845 OTHR.TEXTILE APPAREL,NES	13 520	44 852	31 284
				846 CLOTHING ACCESSRS,FABRIC	1 856	5 054	3 532
				848 CLOTHING,NONTXTL;HEADGEAR	134	368	253
				851 FOOTWEAR	21 275	80 943	56 771
				871 OPTICAL INSTRUMENTS,NES		46	32
				872 MEDICAL INSTRUMENTS NES	4 874	4 554	3 203
				873 METERS,COUNTERS,NES	607	1 261	889
				874 MEASURE,CONTROL INSTRMNT	1 666	4 260	2 975
				881 PHOTOGRAPH APPAR.ETC.NES	1 299	1 776	1 241
				882 PHOTO.CINEMATOGRPH.SUPPL	14	69	45
				884 OPTICAL GOODS NES	7	106	72
				892 PRINTED MATTER	51 247	19 281	13 463
				893 ARTICLES,NES,OF PLASTICS	59 830	24 572	17 228
				894 BABY CARRIAGE,TOYS,GAMES	12 801	7 368	5 175
				895 OFFICE,STATIONERY SUPPLS	504	159	111
				896 WORKS OF ART,ANTIQUE ETC	16	176	122
				898 MUSICAL INSTRUMENTS,ETC.	489	860	604
				899 MISC MANUFCTRD GOODS NES	14 135	3 687	2 593

SLOVAKIA

IMPORTS

001	LIVE ANIMALS	2 074	1 441	1 003
011	BOVINE MEAT	2 139	1 716	1 216
012	OTHER MEAT, MEAT OFFAL	1 737	1 066	743
022	MILK AND CREAM	4 867	1 425	992
023	BUTTER,OTHER FAT OF MILK	184	79	56
024	CHEESE AND CURD	1 687	553	385
034	FISH,FRESH,CHILLED,FROZN	8 699	454	316
041	WHEAT, MESLIN, UNMILLED	8 589	270	189
043	BARLEY, UNMILLED	11 668	263	183
044	MAIZE UNMILLED	4 040	982	685
045	OTHER CEREALS, UNMILLED	1 169	44	313
048	CEREAL PREPARATIONS	147 635	5 448	3 798
054	VEGETABLES	194 254	8 598	6 014
056	VEGETABLES,PRPD,PRSD,NES	2 174	622	425
057	FRUIT,NUTS EXCL.OIL NUTS	3 611	713	493
058	FRUIT,PRESERVED,PREPARED	7 772	948	657
059	FRUIT, VEGETABLE JUICES	2 547	469	329
061	SUGARS,MOLASSES,HONEY	15 969	2 077	1 456
062	SUGAR CONFECTIONERY	2 714	1 444	1 013
081	ANIMAL FEED STUFF	606 360	12 145	8 490
098	EDIBLE PROD.PREPRTNS,NES	2 475	1 318	922
112	ALCOHOLIC BEVERAGES	1 982	230	161
121	TOBACCO, UNMANUFACTURED	1 090	142	100
211	HIDES,SKINS(EX.FURS),RAW	1 868	624	433
222	OILSEED(SFT.FIX VEG.OIL)	169 176	6 650	4 646
223	OILSEED(OTH.FIX.VEG.OIL)	2 237	370	259
232	SYNTHETIC RUBBER, ETC.	11 552	1 751	1 209
245	FUEL WOOD, WOOD CHARCOAL	35 697	2 329	1 653
247	WOOD ROUGH,ROUGH SQUARED	12 029	363	248
248	WOOD, SIMPLY WORKED	510 805	24 235	16 989
251	PULP AND WASTE PAPER	108 759	11 894	8 271
263	COTTON	3 733	414	293
266	SYNTHETIC FIBRES	16 949	3 790	2 645
267	OTHER MAN-MADE FIBRES	3 914	375	262
273	STONE, SAND AND GRAVEL	34 389	419	289
278	OTHER CRUDE MINERALS	790 635	21 232	14 849
282	FERROUS WASTE AND SCRAP	20 103	2 320	1 616
285	ALUMINIUM ORE,CONCTR,ETC	71 345	3 042	2 135
287	ORE,CONCENTR.BASE METALS	6 053	206	145
288	NON-FERROUS WASTE,SCRAP	35 399	8 322	5 815
289	PREC.METAL ORES,CONCTRS	23	58	40
291	CRUDE ANIMAL MATERLS,NES	4 066	226	157
292	CRUDE VEG.MATERIALS, NES	1 228	425	295
322	BRIQUETTES,LIGNITE,PEAT	32 764	103	72
334	PETROLEUM PRODUCTS	227 565	11 536	8 043
335	RESIDUAL PETROL.PRODUCTS	244 170	8 115	5 691
421	FIXED VEG.FAT,OILS, SOFT	2 056	219	146
431	ANIMAL,VEG.FATS,OILS,NES	6 027	512	359
511	HYDROCARBONS,NES,DERIVTS	52 490	2 316	1 614
512	ALCOHOL,PHENOL,ETC.DERIV	73 708	10 629	7 461
513	CARBOXYLIC ACIDS,DERIVTS	8 029	1 129	788
514	NITROGEN-FUNCT.COMPOUNDS	26 013	9 990	7 027
515	ORGANO-INORGANIC COMPNDS	8 421	4 669	3 226
516	OTHER ORGANIC CHEMICALS	53 271	3 414	2 373
522	INORGANIC CHEM.ELEMENTS	29 811	1 428	986
523	METAL.SALTS,INORGAN.ACID	25 378	219	153
524	OTHER CHEMICAL COMPOUNDS	31 160	2 068	1 447
531	SYNTH.COLOURS,LAKES,ETC.	355	53	36
533	PIGMENTS, PAINTS, ETC.	353	87	58
541	MEDICINES,ETC.EXC.GRP542	2 064	13 823	9 680
542	MEDICAMENTS	144	3 414	2 382
551	ESSNTL.OIL,PERFUME,FLAVR	20	128	90
554	SOAP,CLEANERS,POLISH,ETC	22 326	8 632	6 016
562	FERTILIZER,EXCEPT GRP272	4 286 736	91 851	63 715
571	POLYMERS OF ETHYLENE	450 727	60 321	42 161
573	POLYMERS,VINYL CHLORIDE	105 387	15 606	10 910
574	POLYACETAL,POLYCARBONATE	27 381	5 778	4 046
575	OTH.PLASTIC,PRIMARY FORM	144 324	12 949	9 077
579	PLASTIC WASTE, SCRAP ETC	2 258	194	135
581	PLASTIC TUBE,PIPE,HOSE	3 625	1 042	725
582	PLASTIC PLATE,SHEETS,ETC	83 702	25 063	17 535
583	MONOFILAMENT OF PLASTICS	740	103	74
591	INSECTICIDES, ETC.	12 830	4 696	3 284
597	PREPRO ADDITIVES,LIQUIDS	2 965	265	186
598	MISC.CHEMICAL PRODS,NES	63 237	17 068	11 942
611	LEATHER	20 976	17 657	12 399
621	MATERIALS OF RUBBER	41 730	11 701	8 181
625	RUBBER TYRES,TUBES,ETC.	18 314	6 907	4 821
629	ARTICLES OF RUBBER, NES	14 779	7 901	5 512
634	VENEERS, PLYWOOD, ETC.	104 417	12 725	8 910
635	WOOD MANUFACTURES, NES	142 822	27 268	19 171
641	PAPER AND PAPERBOARD	1 099 851	154 110	107 999
642	PAPER,PAPERBOARD,CUT ETC	33 892	6 671	4 401

7 IMPORTS AND EXPORTS (SPECIAL TRADE) BY COUNTRIES OF PRODUCTION AND CONSUMPTION AND BY GROUPS OF THE SITC-REV. III 1995

GROUP DESCRIPTION	DT = 100 KG	1 000 DM	1 000 \$	GROUP DESCRIPTION	DT = 100 KG	1 000 DM	1 000 \$
971 GOLD, NONMONTY EXCL ORES		80	54	642 PAPER, PAPERBOARD, CUT ETC	47 655	14 099	9 881
EXPORTS	6 020 661	3 084 973	2 158 132	651 TEXTILE YARN	9 760	14 346	10 033
001 LIVE ANIMALS	1 984	1 131	792	652 COTTON FABRICS, WOVEN	21 017	37 632	26 264
011 BOVINE MEAT	4 901	1 186	827	653 FABRICS, MAN-MADE FIBRES	18 498	60 030	41 993
017 MEAT, OFFL. PRPD, PRSD, NES	611	197	137	654 OTH. TEXTILE FABRIC, WOVEN	6 516	26 964	19 010
022 MILK AND CREAM	18 053	4 131	2 897	655 KNIT, CROCHET FABRIC NES	6 229	16 989	11 949
024 CHEESE AND CURD	6 970	3 308	2 302	656 TULLE, LACE, EMBROIDRY, ETC	1 228	5 701	3 942
034 FISH, FRESH, CHILLED, FROZEN	31 565	3 147	2 208	657 SPECIAL -RN, TXTL. FABRIC	16 056	32 135	22 426
035 FISH, DRIED, SALTED, SMOKED	132	117	78	658 TEXTILE ARTICLES NES	1 557	1 378	972
036 CRUSTACEANS, MOLLUSCS ETC	59	76	55	659 FLOOR COVERINGS, ETC.	1 868	1 214	854
037 FISH ETC. PRPD, PRSD, NES	4 327	2 022	1 408	661 LIME, CEMENT, CONSTR. MATRL	4 736	522	362
041 WHEAT, MESLIN, UNMILLED	33 250	1 063	727	662 CLAY, REFRCT. CONSTR. MATRL	43 783	14 120	9 871
042 RICE	19 743	1 134	795	663 MINERAL MANUFACTURES, NES	34 973	13 497	9 441
044 MAIZE UNMILLED	5 251	1 230	835	664 GLASS	30 026	13 779	9 608
048 CEREAL PREPARATIONS	11 980	3 935	2 738	665 GLASSWARE	1 817	1 359	948
054 VEGETABLES	27 423	2 874	2 017	666 POTTERY	151	141	98
056 VEGETABLES, PRPD, PRSD, NES	11 688	2 064	1 427	667 PEARLS, PRECIOUS STONES		58	38
057 FRUIT, NUTS EXCL. OIL NUTS	13 543	1 905	1 312	671 PIG IRON, SPIEGELEISN, ETC	4 889	2 320	1 634
058 FRUIT, PRESERVED, PREPARED	6 973	3 283	2 295	672 INGOTS ETC. IRON OR STEEL	5 026	607	426
059 FRUIT, VEGETABLE JUICES	12 039	983	689	673 FLAT-ROLLED IRON ETC.	125 524	13 526	9 452
061 SUGARS, MOLASSES, HONEY	286 705	15 727	11 068	674 FLAT-ROLLED PLATED IRON	57 311	8 161	5 689
062 SUGAR CONFECTIONERY	1 247	642	449	675 FLAT-ROLLED, ALLOY STEEL	40 073	7 434	5 154
071 COFFEE, COFFEE SUBSTITUTE	1 536	2 373	1 656	676 IRON, STL. BAR, SHAPES ETC.	72 841	9 434	6 591
072 COCOA	9 436	1 799	1 257	677 RAILWAY TRACK IRON, STEEL	2 413	1 186	822
073 CHOCOLATE, OTH. COCOA PREP	8 864	4 325	2 989	678 WIRE OF IRON OR STEEL	10 763	2 061	1 434
074 TEA AND MATE	484	238	166	679 TUBES, PIPES, ETC. IRON, STL	481 484	73 389	51 722
075 SPICES	1 230	631	438	681 SILVER, PLATINUM, ETC.	24	296	206
081 ANIMAL FEED STUFF	354 817	32 136	22 444	682 COPPER	43 452	24 881	17 443
091 MARGARINE AND SHORTENING	593	101	74	683 NICKEL	27 471	791	554
098 EDIBLE PROD. PREPRTNS, NES	27 699	10 937	7 660	684 ALUMINIUM	6 214	15 828	11 116
111 NON-ALCOHOL. BEVERAGE, NES	10 294	936	686	685 ZINC	1 081	1 333	937
112 ALCOHOLIC BEVERAGES	3 772	976	679	687 TIN	66	79	54
121 TOBACCO, UNMANUFACTURED	5 104	1 672	1 164	688 MISC. NON-FERR. BASE METAL	1 081	511	362
122 TOBACCO, MANUFACTURED	1 409	802	560	691 METALLIC STRUCTURES NES	15 466	8 195	5 727
211 HIDES, SKINS (EX. FURS), RAW	84 822	17 590	12 307	692 CONTAINERS, STORAGE, TRNSP	16 289	10 154	7 139
222 OILSEED (SFT. FIX. VEG. OIL)	1 077	172	121	693 WIRE PRODUCTS EXCL. ELECT	1 999	1 456	1 013
223 OILSEED (OTH. FIX. VEG. OIL)	2 318	593	416	694 NAILS, SCREWS, NUTS, ETC.	16 695	11 853	8 296
231 NATURAL RUBBER, ETC.	12 406	3 236	2 228	695 TOOLS	4 230	13 839	9 647
232 SYNTHETIC RUBBER, ETC.	17 955	4 348	3 041	696 CUTLERY	258	1 010	707
246 WOOD IN CHIPS, PARTICLES	17 972	145	103	697 HOUSEHOLD EQUIPMENT, NES	4 356	2 361	1 656
248 WOOD, SIMPLY WORKED	7 146	1 160	802	699 MANUFACTS. BASE METAL, NES	57 575	45 756	31 968
251 PULP AND WASTE PAPER	521 034	21 122	14 821	700 CPL IND PLANT (84/85/87)	575	3 700	2 604
263 COTTON	186	99	69	711 STEAM GENER. BOILERS, ETC.	5 673	1 587	1 086
266 SYNTHETIC FIBRES	2 031	692	484	712 STEAM TURBINES	12	555	396
267 OTHER MAN-MADE FIBRES	8 230	4 341	3 047	713 INTRNL COMBUS PSTN ENGIN	40 105	100 377	70 196
268 WOOL, OTHER ANIMAL HAIR	1 451	2 299	1 614	714 ENGINES, MOTORS NON-ELECT	2	166	113
269 WORN CLOTHING, TEXTL. ARTL	12 098	1 306	910	716 ROTATING ELECTRIC PLANT	61 889	46 018	32 209
273 STONE, SAND AND GRAVEL	31 633	621	434	718 OTH. POWR. GENRTNG. MACHNRY	1 093	4 155	2 928
274 SULPHUR, UNRSTD. IRON PYRS	2 600	846	535	721 AGRIC. MACHINES, EX. TRACTR	25 685	28 787	20 266
278 OTHER CRUDE MINERALS	93 904	1 705	1 194	722 TRACTORS	337	292	206
282 FERROUS WASTE AND SCRAP	7 453	121	85	723 CIVIL ENGINEERING EQUIPT	12 077	10 145	7 129
285 ALUMINIUM ORE, CONCTR. ETC	9 908	1 614	1 133	724 TEXTILE, LEATHER MACHINES	11 652	45 156	31 474
287 ORE, CONCENTR. BASE METALS	1 350	59	41	725 PAPER, PULP MILL MACHINES	5 338	9 133	6 413
288 NON-FERROUS WASTE, SCRAP	1 131	230	162	726 PRINTNG, BOOKBINDNG MACHS	5 865	23 061	15 736
291 CRUDE ANIMAL MATERLS, NES	1 302	1 638	1 155	727 FOOD-PROCESS. MCH. NON DOM	1 055	5 246	3 661
292 CRUDE VEG. MATERIALS, NES	2 713	5 185	3 538	728 OTH. MACH. PTS, SPCL INDUST	28 018	69 857	48 837
334 PETROLEUM PRODUCTS	32 431	5 770	4 038	731 METAL REMOVAL WORK TOOLS	11 074	31 838	22 370
335 RESIDUAL PETROL. PRODUCTS	461 591	13 513	9 512	733 MACH-TOOLS, METAL-WORKING	7 026	10 456	7 304
342 LIQUEFIED PROPANE, BUTANE	3 123	95	67	735 PARTS, NES, FOR MACH-TOOLS	3 418	8 316	5 823
351 ELECTRIC CURRENT, MWH	37 800	1 701	1 203	737 METALWORKING MACHNRY NES	3 993	12 729	8 950
411 ANIMAL OILS AND FATS	6 116	582	407	741 HEATNG, COOLNG EQUIP, PART	7 746	25 864	18 151
421 FIXED VEG. FAT, OILS, SOFT	1 118	137	96	742 PUMPS FOR LIQUIDS, PARTS	5 334	26 257	18 270
422 FIXED VEG. FAT, OILS, OTHER	2 371	331	231	743 PUMPS NES, CENTRIFUGS ETC	10 653	43 869	30 805
431 ANIMAL, VEG. FATS, OILS, NES	6 616	1 023	712	744 MECHANICAL HANDLING EQUIP	12 365	17 618	12 351
511 HYDROCARBONS, NES, DERIVTS	305 069	18 001	12 580	745 OTH. NONELEC MCH, TOOL, NES	7 345	37 947	26 613
512 ALCOHOL, PHENOL, ETC. DERIV	13 924	6 816	4 764	746 BALL OR ROLLER BEARINGS	7 212	22 095	15 460
513 CARBOXYLIC ACIDS, DERIVTS	181 784	36 300	25 372	747 TAPS, COCKS, VALVES, ETC.	8 913	27 687	19 455
514 NITROGEN-FUNCT. COMPOUNDS	6 575	2 806	1 956	748 TRANSMISSIONS SHAFTS ETC	13 992	9 331	6 525
515 ORGANO-INORGANIC COMPOUNDS	9 209	8 746	6 079	749 NON-ELECT MACH. PARTS, ETC	2 163	16 275	11 394
516 OTHER ORGANIC CHEMICALS	6 327	2 530	1 776	751 OFFICE MACHINES	1 494	8 774	6 087
522 INORGANIC CHEM. ELEMENTS	42 138	7 016	4 890	752 AUTOMATC. DATA PROC. EQUIP	3 305	35 386	24 713
523 METAL. SALTS, INORGAN. ACID	24 297	3 915	2 731	759 PARTS, FOR OFFICE MACHINS	1 000	9 191	6 406
524 OTHER CHEMICAL COMPOUNDS	1 067	226	156	761 TELEVISION RECEIVERS ETC	672	2 482	1 729
525 RADIO-ACTIVE MATERIALS		47	31	762 RADIO-BROADCAST RECEIVER	161	2 567	1 802
531 SYNTH. COLOURS, LAKES, ETC.	2 513	4 137	2 886	763 SOUND RECORDER, PHONOGRPH	128	1 371	956
532 DYEING, TANNING MATERIALS	7 516	1 723	1 206	764 TELECOMM. EQUIP. PARTS NES	5 566	82 223	57 585
533 PIGMENTS, PAINTS, ETC.	58 914	32 506	22 749	771 ELECT POWER MACHNY, PARTS	7 565	20 301	14 216
541 MEDICINES, ETC. EXC. GRP542	708	10 276	7 132	772 ELEC. SWITCH, RELAY, CIRCUIT	13 860	90 095	63 039
542 MEDICAMENTS	8 608	47 667	33 248	773 ELECTR. DISTRIB. EQPT NES	85 402	125 435	87 834
551 ESSNTL. OIL, PERFUME, FLAVR	1 910	2 283	1 598	774 ELECTRO-MEDCL. XRAY EQUIP	535	17 810	12 549
553 PERFUMERY, COSMETICS, ETC.	7 881	9 161	6 410	775 DOM. ELEC. EQUIPT	5 198	11 668	8 145
554 SOAP, CLEANERS, POLISH, ETC	29 754	7 795	5 442	776 TRANSISTORS, VALVES, ETC.	4 549	13 551	9 484
562 FERTILIZER, EXCEPT GRP272	66 106	991	691	778 ELECTRIC MACH. APPART. NES	27 642	50 967	35 677
571 POLYMERS OF ETHYLENE	30 367	5 285	3 686	781 PASS. MOTOR VEHCLS. EX. BUS	42 379	72 838	50 994
572 POLYMERS OF STYRENE	26 904	5 490	3 849	782 GOODS, SPCL TRANSPORT VEH	13 769	18 189	12 734
573 POLYMERS, VINYL CHLORIDE	24 864	6 240	4 349	783 ROAD MOTOR VEHICLES NES	7 420	13 219	9 221
574 POLYACETAL, POLYCARBONATE	23 458	10 186	7 147	784 PARTS, TRACTORS, MOTOR VEH	304 305	414 242	289 835
575 OTH. PLASTIC, PRIMARY FORM	42 368	18 115	12 670	785 CYCLES, MOTORCYCLES ETC.	442	1 138	801
581 PLASTIC TUBE, PIPE, HOSE	8 674	8 293	5 810	786 TRAILERS, SEMI-TRAILR, ETC	18 885	11 445	7 999
582 PLASTIC PLATE, SHEETS, ETC	39 873	26 510	18 514	791 RAILWAY VEHICLES, EQUIPNT	8 538	10 799	7 501
583 MONOFILAMENT OF PLASTICS	6 201	4 182	2 919	792 AIRCRAFT, ASSOCTD. EQUIPNT	112	536	379
591 INSECTICIDES, ETC.	5 409	5 502	3 851	793 SHIP, BOAT, FLOAT. STRUCTRS	210	940	659
592 STARCHES, INULIN, ETC.	11 187	5 153	3 611	800 CPL IND PLANT CHAP 90/94	231	2 858	2 016
597 PREPRED ADDITIVES, LIQUIDS	15 938	7 012	4 892	811 PREFABRICATED BUILDINGS	475	152	109
598 MISC. CHEMICAL PRODS. NES	109 214	27 676	19 379	812 PLUMBNG, SANITRY, EQPT. ETC	4 874	3 825	2 677
600 CPL IND PLANT CHAP 89-76	66	243	167	813 LIGHTNG FIXTURES ETC. NES	9 312	8 521	5 919
611 LEATHER	8 542	22 036	15 433	821 FURNITURE, CUSHIONS, ETC.	22 921	27 445	19 131
612 MANUFACT. LEATHER ETC. NES	48	358	248	831 TRUNK, SUIT-CASES, BAG, ETC	674	1 955	1 363
613 FURSKINS, TANNED, DRESSED	1 247	4 310	3 027	841 MENS, BOYS CLOTHING, X-KNIT	943	3 389	2 370
621 MATERIALS OF RUBBER	11 534	12 425	8 711	842 WOMEN, GIRL CLOTHING, XKNIT	519	3 460	2 424
625 RUBBER TYRES, TUBES, ETC.	8 892	6 972	4 870	843 MENS, BOYS CLOTHING, KNIT	129	462	324
629 ARTICLES OF RUBBER, NES	4 345	11 880	8 311	844 WOMEN, GIRLS CLOTHING, KNIT	1 096	3 047	2 130
633 CORK MANUFACTURES	236	570	398	845 OTHR. TEXTILE APPAREL, NES	2 385	8 935	6 278
634 VENEERS, PLYWOOD, ETC.	57 790	16 717	11 657	846 CLOTHING ACCESSRS, FABRIC	1 047	3 827	2 675
635 WOOD MANUFACTURES, NES	9 617	3 218	2 239	848 CLOTHING, NONTXTL; HEADGEAR	693	3 085	2 163
641 PAPER AND PAPERBOARD	279 058	45 874	32 108	851 FOOTWEAR	8 111	11 007	7 688
				871 OPTICAL INSTRUMENTS, NES	44	1 350	936
				872 MEDICAL INSTRUMENTS NES	1 578	11 556	8 079

7 IMPORTS AND EXPORTS (SPECIAL TRADE) BY COUNTRIES OF PRODUCTION AND CONSUMPTION AND BY GROUPS OF THE SITC-REV. III 1995

GROUP DESCRIPTION	DT = 100 KG	1 000 DM	1 000 \$	GROUP DESCRIPTION	DT = 100 KG	1 000 DM	1 000 \$
873 METERS, COUNTERS, NES	2 237	12 825	8 985	591 INSECTICIDES, ETC.	1 260	623	440
874 MEASURE, CONTROL, INSTRMNT	3 399	51 458	35 962	592 STARCHES, INULIN, ETC.	1 362	941	643
881 PHOTOGRAPH APPAR. ETC. NES	314	1 845	1 288	597 PREPRED ADDITIVES, LIQUIDS	2 896	834	582
882 PHOTO. CINEMATOGRPH. SUPPL	2 650	5 315	3 720	598 MISC. CHEMICAL PRODS. NES	9 737	1 571	1 095
884 OPTICAL GOODS NES	165	2 295	1 612	611 LEATHER	23 006	24 709	17 329
885 WATCHES AND CLOCKS	164	1 214	845	612 MANUFACT. LEATHER ETC. NES	343	1 053	733
891 ARMS AND AMMUNITION	76	193	137	613 FURSKINS, TANNED, DRESSED	29	569	401
892 PRINTED MATTER	10 125	11 755	8 191	621 MATERIALS OF RUBBER	10 463	3 335	2 336
893 ARTICLES, NES, OF PLASTICS	32 973	33 581	23 502	625 RUBBER TYRES, TUBES, ETC.	59 333	22 955	16 106
894 BABY CARRIAGE, TOYS, GAMES	2 889	4 449	3 108	629 ARTICLES OF RUBBER, NES	30 605	21 540	15 058
895 OFFICE, STATIONERY SUPPLS	966	2 126	1 481	633 CORK MANUFACTURES	100	246	170
896 WORKS OF ART, ANTIQUE ETC	9	57	39	634 VENEERS, PLYWOOD, ETC.	259 961	22 261	15 600
897 GOLD, SILVERWARE, JEWEL NES	4	525	373	635 WOOD MANUFACTURES, NES	272 157	69 410	48 565
898 GOLD, SILVER INSTRUMENTS, ETC.	1 677	7 294	5 031	641 PAPER AND PAPERBOARD	139 608	13 355	9 361
899 MISC MANUFACTRD GOODS NES	2 676	13 293	9 304	642 PAPER, PAPERBOARD, CUT ETC	39 346	11 390	7 905
941 COMPL IND PLANT CHAPT 99	805	713	503	651 TEXTILE YARN	24 441	18 334	12 761
971 GOLD, NONMONTY EXCL ORES		1 863	1 302	652 COTTON FABRICS, WOVEN	3 920	9 021	6 295
				653 FABRICS, MAN-MADE FIBRES	5 816	5 713	3 983
				654 OTH. TEXTILE FABRIC, WOVEN	6 889	4 816	3 389
				655 KNIT, CROCHET, FABRIC NES	4 241	5 221	3 619
				656 TULLE, LACE, EMBROIDRY, ETC	105	399	281
				657 SPECIAL YARN, TXTL. FABRIC	23 425	10 702	7 498
				658 TEXTILE ARTICLES NES	28 675	57 023	39 807
				659 FLOOR COVERINGS, ETC.	10 715	10 543	7 360
				661 LIME, CEMENT, CONSTR. MATRL	48 538	2 869	2 006
				662 CLAY, REFRCT. CONSTR. MATRL	202 315	30 874	21 612
				663 MINERAL MANUFACTURES, NES	127 441	18 497	12 969
				664 GLASS	267 787	25 966	18 169
				665 GLASSWARE	41 433	13 932	9 721
				666 POTTERY	10 832	7 845	5 472
				667 PEARLS, PRECIOUS STONES		61	44
				671 PIG IRON, SPIEGELEISN, ETC	9 469	797	557
				672 INGOTS ETC. IRON OR STEEL	236 169	14 222	9 897
				673 FLAT-ROLLED IRON ETC.	1 664 040	111 666	78 177
				674 FLAT-ROLLED PLATED IRON	24 196	2 354	1 656
				675 FLAT-ROLLED, ALLOY STEEL	22 895	7 172	4 954
				676 IRON, STL. BAR, SHAPES ETC.	876 896	48 832	34 133
				677 RAILWAY TRACK IRON, STEEL	230	103	75
				678 WIRE OF IRON OR STEEL	11 763	1 030	700
				679 TUBES, PIPES, ETC. IRON, STL	721 937	67 754	47 254
				681 SILVER, PLATINUM, ETC.		290	206
				682 COPPER	51 705	21 879	15 347
				684 ALUMINIUM	284 637	111 271	77 826
				687 TIN	68	47	33
				688 MISC. NON-FERR. BASE METAL	1 158	895	632
				691 METALLIC STRUCTURES NES	279 302	93 570	65 482
				692 CONTAINERS, STORAGE, TRNSP	45 334	13 620	9 573
				693 WIRE PRODUCTS EXCL. ELECT	32 488	5 040	3 512
				694 NAILS, SCREWS, NUTS, ETC.	24 335	12 279	8 598
				695 TOOLS	14 270	18 050	12 647
				696 CUTLERY	105	328	227
				697 HOUSEHOLD EQUIPMENT, NES	139 109	60 621	42 368
				699 MANUFACTS. BASE METAL, NES	284 789	113 941	79 695
				711 STEAM GENER. BOILERS, ETC.	5 794	3 536	2 460
				712 STEAM TURBINES	1 930	1 163	815
				713 INTRNL COMBUS PSTN ENGIN	350 571	524 545	367 438
				714 ENGINES, MOTORS NON-ELECT	5 092	5 910	4 099
				716 ROTATING ELECTRIC PLANT	133 377	154 912	108 679
				718 OTH. POWR. GENRTNG. MACHNRY	3 428	4 921	3 450
				721 AGRIC. MACHINES, EX. TRACTR	142 002	79 646	55 750
				722 TRACTORS	252	126	88
				723 CIVIL ENGINEERING EQUIPT	140 361	53 025	37 138
				724 TEXTILE, LEATHER MACHINES	10 074	10 622	7 456
				725 PAPER, PULP MILL MACHINES	3 845	2 633	1 840
				726 PRINTING, BOOKBINDNG MACHS	1 173	1 768	1 235
				727 FOOD-PROCESS. MCH. NON DOM	1 593	1 082	749
				728 OTH. MACH. PTS, SPCL INDUST	66 939	43 736	30 663
				731 METAL REMOVAL WORK TOOLS	2 117	3 004	2 071
				733 MACH-TOOLS, METAL-WORKING	4 879	2 249	1 578
				735 PARTS, NES, FOR MACH-TOOLS	13 749	9 747	6 838
				737 METALWORKING MACHNRY NES	6 716	7 834	5 518
				741 HEATING, COOLING EQUIP, PART	33 976	27 467	19 261
				742 PUMPS FOR LIQUIDS, PARTS	12 077	12 645	8 871
				743 PUMPS NES, CENTRIFUGS ETC	16 825	28 629	20 126
				744 MECHANICAL HANDLING EQUIP	77 298	31 033	21 722
				745 OTH. NON-ELEC MCH. TOOL, NES	18 085	17 101	11 971
				746 BALL OR ROLLER BEARINGS	34 927	23 363	16 338
				747 TAPS, COCKS, VALVES, ETC.	10 711	32 500	22 730
				748 TRANSMISSIONS SHAFTS ETC	13 290	11 902	8 325
				749 NON-ELECT MACH. PARTS, ETC	22 327	31 408	21 950
				751 OFFICE MACHINES	1 555	1 314	913
				752 AUTOMATC. DATA PROC. EQUIP	2 899	16 719	11 683
				759 PARTS, FOR OFFICE MACHINS	7 795	123 262	86 283
				761 TELEVISION RECEIVERS ETC	6 857	16 961	11 780
				762 RADIO-BROADCAST RECEIVER	2 508	5 813	4 057
				763 SOUND RECORDER, PHONOGRPH	13 282	60 265	42 173
				764 TELECOMM. EQUIP. PARTS NES	24 600	117 063	81 921
				771 ELECT POWER MACHNY. PARTS	32 716	63 749	44 624
				772 ELECT. SWITCH, RELAY, CIRCUIT	56 155	206 942	144 793
				773 ELECTR. DISTRIB. EQPT NES	195 563	385 110	263 452
				774 ELECTRO-MEDCL. XRAY EQUIP	912	3 447	2 410
				775 DOM. ELEC. NON-ELEC. EQUIPT	110 250	80 740	56 617
				776 TRANSISTORS, VALVES, ETC.	237	5 888	4 115
				778 ELECTRIC. MACH. APPART. NES	29 953	79 138	55 283
				781 PASS. MOTOR VEHCLS. EX. BUS	86 049	130 340	91 291
				782 GOODS, SPCL TRANSPORT VEH	836	1 691	1 200
				783 ROAD MOTOR VEHICLES NES	5 639	10 914	7 733
				784 PARTS, TRACTORS, MOTOR VEH	205 979	184 163	128 956
				785 CYCLES, MOTORCYCLES ETC.	3 642	5 241	3 719
				786 TRAILERS, SEMI-TRAILR, ETC	333 043	148 027	103 770
				791 RAILWAY VEHICLES, EQUIPNT	42 365	15 883	11 026
				792 AIRCRAFT, ASSOCTD. EQUIPNT	530	272	180
				793 SHIP, BOAT, FLOAT, STRUCTRS	319	491	346
				811 PREFABRICATED BUILDINGS	76 784	14 619	10 254
				812 PLUMBNG, SANITRY, EQPT, ETC	98 335	27 820	19 433
				813 LIGHTING FIXTURES ETC. NES	29 731	20 343	14 248
				821 FURNITURE, CUSHIONS, ETC.	314 510	226 990	158 959
				831 TRUNK, SUIT-CASES, BAG, ETC	23 041	16 246	11 412

7 IMPORTS AND EXPORTS (SPECIAL TRADE) BY COUNTRIES OF PRODUCTION AND CONSUMPTION AND BY GROUPS OF THE SITC-REV. III 1995

GROUP DESCRIPTION	DT = 100 KG	1 000 DM	1 000 \$	GROUP DESCRIPTION	DT = 100 KG	1 000 DM	1 000 \$
841 MENS,BOYS CLOTHING,X-KNIT	25 869	115 581	80 746	532 DYEING,TANNING MATERIALS	4 627	1 669	1 157
842 WOMEN,GIRL CLOTHING,XKNIT	36 975	275 618	191 645	533 PIGMENTS, PAINTS, ETC.	107 740	63 904	44 750
843 MENS,BOYS CLOTHING,KNIT	5 163	18 016	12 606	541 MEDICINES,ETC.EXC.GRP542	4 579	49 929	34 846
844 WOMEN,GIRLS CLOTHING,KNIT	16 993	79 110	55 279	542 MEDICAMENTS	19 673	105 985	73 912
845 OTHR.TEXTILE APPAREL,NES	34 179	191 656	133 903	551 ESSNTL.OIL,PERFUME,FLAVR	3 523	7 894	5 536
846 CLOTHING ACCESSRS,FABRIC	10 764	34 815	24 302	553 PERFUMERY,COSMETICS,ETC.	51 867	52 784	36 887
848 CLOTHING,NONXTL;HEADGEAR	4 912	33 543	23 499	554 SOAP,CLEANERS,POLISH,ETC	72 645	17 260	12 042
851 FOOTWEAR	97 178	245 154	171 376	562 FERTILIZER,EXCEPT GRP272	26 061	2 120	1 486
871 OPTICAL INSTRUMENTS,NES	27	1 980	1 337	571 POLYMERS OF ETHYLENE	43 671	8 082	5 648
872 MEDICAL INSTRUMENTS,NES	24 949	36 863	25 763	572 POLYMERS OF STYRENE	42 741	14 414	10 133
873 METERS,COUNTERS,NES	1 551	4 135	2 887	573 POLYMERS,VINYL CHLORIDE	62 767	15 038	10 528
874 MEASURE,CONTROL INSTRMNT	11 125	36 742	25 708	574 POLYACETAL,POLYCARBONATE	69 765	25 998	18 178
881 PHOTOGRAPH APPAR,ETC.NES	197	512	361	575 OTH.PLASTIC,PRIMARY FORM	141 287	55 646	38 911
882 PHOTO.CINEMATOGRPH.SUPPL	133	569	397	579 PLASTIC WASTE, SCRAP ETC	2 020	168	118
884 OPTICAL GOODS NES	863	15 598	10 941	581 PLASTIC TUBE,PIPE,HOSE	19 892	37 558	26 372
885 WATCHES AND CLOCKS	636	4 521	3 153	582 PLASTIC PLATE,SHEETS,ETC	86 569	57 949	40 450
891 ARMS AND AMMUNITION	2 002	2 632	1 833	583 MONOFILAMENT OF PLASTICS	6 060	4 794	3 342
892 PRINTED MATTER	49 730	16 986	11 875	591 INSECTICIDES, ETC.	18 974	26 862	18 676
893 ARTICLES,NES,OF PLASTICS	76 495	51 222	35 872	592 STARCHES,INULIN,ETC.	34 733	16 187	11 341
894 BABY CARRIAGE,TOYS,GAMES	45 680	42 502	29 733	593 EXPLOSIVES,PYROTECHNICS	178	230	161
895 OFFICE,STATIONERY SUPPLS	620	1 055	747	597 PREPRD ADDITIVES,LIQUIDS	29 208	11 887	8 301
896 WORKS OF ART,ANTIQUE ETC	614	3 360	2 355	598 MISC.CHEMICAL PRODTS,NES	193 954	68 563	47 937
897 GOLD,SILVERWARE,JEWEL NES	14	1 112	784	600 CPL IND PLANT CHAP 68-76	806	600	411
898 MUSICAL INSTRUMENTS,ETC.	126	3 633	2 531	611 LEATHER	29 764	143 685	100 503
899 MISC MANUFCTRD GOODS NES	58 313	14 297	10 017	612 MANUFACT. LEATHER ETC.NES	149	799	557
961 GOLD,NONGOLD NONCURRENT	2	406	282	613 FURSKINS,TANNED,DRESSED	1 197	6 463	4 547
971 GOLD,NONMONTY EXCL ORES		1 278	890	621 MATERIALS OF RUBBER	20 123	14 696	10 276
EXPORTS	10 723 333	7 028 070	4 911 622	625 RUBBER TYRES,TUBES,ETC.	24 375	9 596	6 728
001 LIVE ANIMALS	362	1 512	1 057	629 ARTICLES OF RUBBER, NES	14 230	38 935	27 266
011 BOVINE MEAT	15 378	3 592	2 492	633 CORK MANUFACTURES	1 092	2 139	1 495
012 OTHER MEAT, MEAT OFFAL	84 311	14 979	10 427	634 VENEERS, PLYWOOD, ETC.	155 772	36 155	25 265
017 MEAT,OFFL.PRPD,PRSD,NES	1 117	492	338	635 WOOD MANUFACTURES, NES	33 723	8 037	5 635
022 MILK AND CREAM	37 410	6 798	4 790	641 PAPER AND PAPERBOARD	863 177	164 115	114 807
024 CHEESE AND CURD	6 886	2 859	2 004	642 PAPER,PAPERBOARD,CUT ETC	201 968	70 606	49 360
025 EGGS,BIRDS,YOLKS,ALBUMIN	3 385	422	295	651 TEXTILE YARN	38 350	48 273	33 725
034 FISH,FRESH,CHILLED,FROZEN	2 845	822	576	652 COTTON FABRICS, WOVEN	32 982	71 570	49 912
036 CRUSTACEANS,MOLLUSCS ETC	75	78	52	653 FABRICS,MAN-MADE FIBRES	33 109	134 672	94 015
037 FISH ETC.PRPD,PRSD,NES	9 038	3 288	2 285	654 OTH.TEXTILE FABRIC,WOVEN	11 446	67 660	47 550
042 RICE	1 350	82	57	655 KNIT,CROCHET,FABRIC NES	19 888	60 203	42 181
044 MAIZE UNMILLED	1 292	1 661	1 189	656 TULLE,LACE,EMBROIDRY.ETC	5 852	27 540	19 246
045 OTHER CEREALS, UNMILLED	1 896	50	35	657 SPECIAL YARN,TXTL.FABRIC	46 997	73 779	51 526
046 MEAL,FLOUR OF WHEAT,MSLN	1 145	82	58	658 TEXTILE ARTICLES NES	6 524	15 118	10 564
048 CEREAL PREPARATIONS	87 805	12 586	8 756	659 FLOOR COVERINGS, ETC.	9 326	5 820	4 065
054 VEGETABLES	46 615	5 310	3 704	661 LIME,CEMENT,CONSTR.MATRL	70 382	3 249	2 256
056 VEGETABLES,PRPD,PRSD,NES	7 870	2 023	1 413	662 CLAY,REFRCT,CONSTR.MATRL	87 946	16 207	11 375
057 FRUIT,NUTS EXCL.OIL NUTS	14 588	2 058	1 428	663 MINERAL MANUFACTURES,NES	67 875	28 653	20 050
058 FRUIT,PRESERVED,PREPARED	10 614	2 950	2 059	664 GLASS	30 974	22 334	15 618
059 FRUIT, VEGETABLE JUICES	4 566	846	595	665 GLASSWARE	87 635	16 404	11 491
061 SUGARS,MOLASSES,HONEY	67 100	2 691	1 879	666 POTTERY	3 615	2 146	1 494
062 SUGAR CONFECTIONERY	6 181	2 846	1 977	667 PEARLS,PRECIOUS STONES	5	342	239
071 COFFEE,COFFEE SUBSTITUTE	3 078	3 689	2 598	671 PIG IRON, SPIEGELEISN,ETC	15 759	3 939	2 806
072 COCOA	17 297	5 008	3 486	672 INGOTS ETC.IRON OR STEEL	11 640	1 518	1 063
073 CHOCOLATE,OTH.COCOA PREP	34 629	17 261	12 020	673 FLAT-ROLLED IRON ETC.	228 576	25 370	17 760
074 TEA AND MATE	86	136	94	674 FLAT-ROLLED PLATED IRON	105 208	16 314	11 381
075 SPICES	2 698	1 596	1 122	675 FLAT-ROLLED, ALLOY STEEL	92 745	29 324	20 597
081 ANIMAL FEED STUFF	603 165	44 264	30 947	676 IRON,STL,BAR,SHAPES ETC.	369 111	40 356	28 226
091 MARGARINE AND SHORTENING	8 170	1 116	781	677 RAILWAY TRACK IRON,STEEL	7 206	2 527	1 764
098 EDIBLE PROD.PREPTNS,NES	34 484	17 494	12 214	678 WIRE OF IRON OR STEEL	28 818	6 214	4 368
111 NON-ALCOHOL.BEVERAGE,NES	17 420	1 883	1 331	679 TUBES,PIPES,ETC.IRON,STL	219 041	54 045	37 818
112 ALCOHOLIC BEVERAGES	44 339	7 542	5 296	681 SILVER,PLATINUM,ETC.	98	3 593	2 556
121 TOBACCO, UNMANUFACTURED	9 664	4 578	3 203	682 COPPER	40 697	30 415	21 252
122 TOBACCO, MANUFACTURED	476	1 118	783	683 NICKEL	3 656	13 974	9 785
211 HIDES,SKINS(EX.FURS),RAW	63 081	19 202	13 393	684 ALUMINIUM	80 159	50 894	35 618
222 OILSEED(SFT.FIX VEG.OIL)	6 063	1 008	699	685 LEAD	1 451	199	138
223 OILSEED(OTH.FIX VEG.OIL)	844	126	86	686 ZINC	7 578	1 493	1 040
231 NATURAL RUBBER, ETC.	3 929	1 034	724	687 TIN	1 232	1 614	1 137
232 SYNTHETIC RUBBER, ETC.	22 853	5 853	4 091	688 MISC.NON-FERR.BASE METAL	70	388	265
246 WOOD IN CHIPS, PARTICLES	28 977	245	168	691 METALLIC STRUCTURES NES	62 380	33 510	23 532
247 WOOD ROUGH,ROUGH SQUARED	10 261	374	262	692 CONTAINERS,STORAGE,TRNSP	48 495	20 957	14 746
248 WOOD, SIMPLY WORKED	37 269	5 245	3 643	693 WIRE PRODUCTS EXCL.ELECT	3 721	3 005	2 089
251 PULP AND WASTE PAPER	773 197	28 330	19 987	694 NAILS,SCREWS,NUTS,ETC.	33 825	31 599	22 112
263 COTTON	1 856	653	453	695 TOOLS	15 546	39 897	27 842
266 SYNTHETIC FIBRES	12 934	4 345	3 029	696 CUTLERY	1 599	5 131	3 587
267 OTHER MAN-MADE FIBRES	20 213	10 331	7 228	697 HOUSEHOLD EQUIPMENT,NES	7 656	7 675	5 367
268 WOOL, OTHER ANIMAL HAIR	2 211	911	640	699 MANUFACTS.BASE METAL,NES	149 242	127 535	89 295
269 WORN CLOTHING,TEXTL.ARTL	32 812	3 810	2 666	700 CPL IND PLANT (84/85/87)	16 810	48 939	33 328
272 FERTILIZERS, CRUDE	1 987	117	80	711 STEAM GENER. BOILERS,ETC.	5 073	4 673	3 289
273 STONE, SAND AND GRAVEL	303 137	4 657	3 246	712 STEAM TURBINES	870	1 046	739
277 NATURAL ABRASIVES, NES	142	181	130	713 INTRNL COMBUS PSTN ENGIN	234 471	199 639	139 601
278 OTHER CRUDE MINERALS	236 823	7 606	5 307	714 ENGINES,MOTORS NON-ELECT	2 439	10 332	7 177
285 ALUMINIUM ORE,CONCTR.ETC	34 455	1 280	895	716 ROTATING ELECTRIC PLANT	76 077	88 472	61 776
287 ORE,CONCENTR.BASE METALS	3 734	242	168	718 OTH.POWR.GENRTNG.MACHNRY	1 512	4 497	3 142
288 NON-FERROUS WASTE,SCRAP	3 498	1 300	918	721 AGRIC.MACHINES,EX.TRACTR	62 075	61 692	43 520
291 CRUDE ANIMAL MATERLS,NES	30 169	8 533	5 953	722 TRACTORS	4 932	3 630	2 532
292 CRUDE VEG.MATERIALS, NES	9 483	12 892	8 709	723 CIVIL ENGINEERING EQUIPT	63 363	30 522	21 357
321 COAL,NOT AGGLOMERATED	3 180	154	109	724 TEXTILE,LEATHER MACHINES	12 808	54 098	37 756
322 BRIQUETTES,LIGNITE,PEAT	190 460	1 752	1 215	725 PAPER,PULP MILL MACHINES	3 962	11 251	7 795
325 COKE,SEMI-COKE,RET.CARBN	682	47	33	726 PRINTING,BOOKBINDNG MACHS	9 195	45 149	31 566
334 PETROLEUM PRODUCTS	142 274	17 229	12 000	727 FOOD-PROCESS.MCH.NON DOM	6 164	20 419	14 305
335 RESIDUAL PETROL.PRODUCTS	85 985	4 618	3 192	728 OTH.MACH,PTS,SPCL INDUST	52 139	127 712	89 179
351 ELECTRIC CURRENT, MWH	198 000	8 091	5 560	731 METAL REMOVAL WORK TOOLS	10 387	23 751	16 656
411 ANIMAL OILS AND FATS	15 053	1 649	1 143	733 MACH-TOOLS,METAL-WORKING	11 544	13 276	9 298
421 FIXED VEG.FAT,OILS, SOFT	5 051	581	410	735 PARTS,NES,FOR MACH-TOOLS	4 052	15 859	11 024
422 FIXED VEG.FAT,OILS,OTHER	16 632	2 364	1 657	737 METALWORKING MACHNRY NES	7 335	17 593	12 311
431 ANIMAL,VEG.FATS,OILS,NES	37 350	5 904	4 122	741 HEATING,COOLNG EQUIP,PART	45 506	77 155	53 908
511 HYDROCARBONS,NES,DERIVTS	75 202	9 591	6 701	742 PUMPS FOR LIQUIDS,PARTS	13 100	42 967	30 073
512 ALCOHOL,PHENOL,ETC.DERIV	79 188	13 366	9 336	743 PUMPS NES,CENTRIFUGS ETC	21 790	70 930	49 693
513 CARBOXYLIC ACIDS,DERIVTS	55 283	21 250	14 829	744 MECHANICAL HANDLING EQUIP	47 760	47 527	33 187
514 NITROGEN-FUNCT.COMPOUNDS	122 375	35 289	24 678	745 OTH.NONLEC MCH,TOOL,NES	18 266	83 311	58 017
515 ORGANO-INORGANIC COMPODS	26 060	22 754	15 836	746 BALL OR ROLLER BEARINGS	7 756	21 511	14 994
516 OTHER ORGANIC CHEMICALS	32 148	9 598	6 693	747 TAPS,COCKS,VALVES,ETC.	13 276	42 206	29 621
522 INORGANIC CHEM.ELEMENTS	63 626	12 888	8 989	748 TRANSMISSIONS SHAFTS ETC	48 974	57 786	40 368
523 METAL.SALTS,INORGAN.ACID	107 623	8 735	6 076	749 NON-ELECT MACH.PARTS,ETC	8 970	59 605	41 649
524 OTHER CHEMICAL COMPOUNDS	8 959	4 104	2 862	751 OFFICE MACHINES	2 048	7 940	5 524
525 RADIO-ACTIVE MATERIALS	5	299	204	752 AUTOMATC.DATA PROC.EQUIP	7 696	70 669	49 050
531 SYNTH.COLOURS,LAKES,ETC.	9 525	14 936	10 430	753 PARTS,FOR OFFICE MACHINS	5 583	158 783	111 060
				754 TELEVISION RECEIVERS ETC	2 264	6 201	4 283
				762 RADIO-BROADCAST RECEIVER	527	2 397	1 658

7 IMPORTS AND EXPORTS (SPECIAL TRADE) BY COUNTRIES OF PRODUCTION AND CONSUMPTION AND BY GROUPS OF THE SITC-REV. III 1995

GROUP DESCRIPTION	DT = 100 KG	1 000 DM	1 000 \$	GROUP DESCRIPTION	DT = 100 KG	1 000 DM	1 000 \$
763 SOUND RECORDER,PHONOGRPH	441	3 321	2 280	571 POLYMERS OF ETHYLENE	2 044	296	211
764 TELECOMM.EQUIP.PARTS NES	23 433	201 672	140 707	572 POLYMERS OF STYRENE	360	82	54
771 ELECT POWER MACHNY.PARTS	24 643	48 572	34 076	573 POLYMERS,VINYL CHLORIDE	106 303	14 357	9 985
772 ELEC.SWITCH.RELAY.CIRCUIT	49 292	272 002	190 253	574 POLYACETAL,POLYCARBONATE	868	156	109
773 ELECTR.DISTRIB.EQPT NES	154 821	228 554	159 838	575 OTH.PLASTIC,PRIMARY FORM	6 546	1 495	1 057
774 ELECTRO-MEDCL.XRAY EQUIP	540	11 204	7 789	581 PLASTIC TUBE,PIPE,HOSE	108	45	31
775 DOM.ELEC.NON-ELEC.EQUIPT	24 196	40 075	27 903	582 PLASTIC PLATE,SHEETS,ETC	914	183	129
776 TRANSISTORS,VALVES,ETC.	26 851	68 822	48 132	591 INSECTICIDES,ETC.	3 478	1 003	710
778 ELECTRIC.MACH.APPART.NES	40 305	125 457	87 674	592 STARCHES,INULIN,ETC.	2 463	1 144	799
781 PASS.MOTOR VEHCLS.EX.BUS	219 650	302 418	211 264	598 MISC.CHEMICAL PRODTS.NES	39 436	3 103	2 175
782 GOODS,SPCL TRANSPORT VEH	91 644	72 882	50 985	611 LEATHER	134	191	134
783 ROAD MOTOR VEHICLES NES	40 285	28 575	19 851	612 MANUFACT.LEATHER ETC.NES	472	1 721	1 207
784 PARTS,TRACTORS,MOTOR VEH	218 260	272 328	190 785	621 MATERIALS OF RUBBER	2 191	6 417	290
785 CYCLES,MOTORCYCLES ETC.	1 889	2 789	1 964	625 RUBBER TYRES,TUBES,ETC.	23 079	6 924	4 863
786 TRAILERS,SEMI-TRAIL,ETC	91 413	54 607	38 206	629 ARTICLES OF RUBBER, NES	5 902	1 545	1 079
791 RAILWAY VEHICLES.EQUIPNT	36 297	109 334	76 205	634 VENEERS,PLYWOOD,ETC.	68 289	9 257	6 500
792 AIRCRAFT,ASSOCTD.EQUIPNT	76	630	438	635 WOOD MANUFACTURES, NES	109 398	18 235	12 773
793 SHIP,BOAT,FLOAT.STRUCTRS	1 277	2 038	1 434	641 PAPER AND PAPERBOARD	83 433	9 031	6 353
800 CPL IND PLANT CHAP 90/94	416	3 440	2 449	642 PAPER,PAPERBOARD,CUT ETC	1 213	249	176
811 PREFABRICATED BUILDINGS	3 634	1 269	890	651 TEXTILE YARN	23 956	8 408	5 899
812 PLUMBING,SANITRY,EQPT.NES	13 550	13 586	9 464	652 COTTON FABRICS, WOVEN	3 163	2 996	2 079
813 LIGHTING FIXTURES ETC.NES	6 236	13 875	9 680	653 FABRICS,MAN-MADE FIBRES	744	1 241	860
821 FURNITURE,CUSHIONS,ETC.	81 379	59 313	41 527	654 OTH.TEXTILE FABRIC,WOVEN	552	794	553
831 TRUNK,SUIT-CASES,BAG,ETC	1 953	3 981	2 779	655 KNIT.CROCHET.FABRIC NES	122	208	146
841 MENS,BOYS CLOTHNG,X-KNIT	1 574	7 440	5 202	656 TULLE,LACE,EMBROIDRY.ETC	305	368	258
842 WOMEN,GIRL CLOTHNG,XKNIT	3 920	21 728	15 128	657 SPECIAL YARN,TXTL.FABRIC	2 421	821	577
843 MENS,BOYS CLOTHING,KNIT	2 609	6 985	4 888	658 TEXTILE ARTICLES NES	9 218	10 652	7 445
844 WOMEN,GIRLS CLOTHING,KNIT	9 945	36 433	25 440	659 FLOOR COVERINGS, ETC.	201	428	296
845 OTHR.TEXTILE APPAREL,KNIT	14 574	93 490	65 355	661 LIME,CEMENT,CONSTR.MATRL	1 567 896	9 758	6 870
846 CLOTHING ACCESSRS,FABRIC	10 820	29 549	20 600	663 MINERAL MANUFACTURES,NES	903	353	247
848 CLOTHING,NONTXTL;HEADGEAR	2 253	9 263	6 483	664 GLASS	56 604	4 370	3 063
851 FOOTWEAR	27 292	63 810	44 533	665 GLASSWARE	56 755	41 768	29 196
871 OPTICAL INSTRUMENTS,NES	251	5 759	4 021	666 POTTERY	59 855	17 753	12 406
872 MEDICAL INSTRUMENTS NES	8 527	38 360	26 880	671 PIG IRON,SPIEGELISN,ETC	89 211	9 862	7 000
873 METERS,COUNTERS,NES	4 169	12 618	8 831	672 INGOTS ETC.IRON OR STEEL	2 017	254	179
874 MEASURE,CONTROL INSTRMNT	14 744	113 865	79 567	673 FLAT-ROLLED IRON ETC.	488 108	26 905	19 002
881 PHOTOGRAPH APPAR.ETC.NES	788	6 204	4 337	675 FLAT-ROLLED, ALLOY STEEL	27 020	10 004	7 010
882 PHOTO.CINEMATOPH.P.SUPL	17 249	26 774	18 718	676 IRON,STL.BAR,SHAPES ETC.	722 456	40 147	28 216
884 OPTICAL GOODS NES	279	9 126	6 416	678 WIRE OF IRON OR STEEL	46 444	3 724	2 618
885 WATCHES AND CLOCKS	662	5 036	3 518	679 TUBES,PIPES,ETC.IRON,STL	127 008	12 858	9 033
891 ARMS AND AMMUNITION	196	1 544	1 079	681 SILVER,PLATINUM,ETC.	3	73	53
892 PRINTED MATTER	55 073	50 363	35 088	682 COPPER	39 069	11 272	7 917
893 ARTICLES,NES,OF PLASTICS	79 905	90 618	63 338	684 ALUMINIUM	454 206	136 537	95 235
894 BABY CARRIAGE,TOYS,GAMES	12 520	20 496	14 350	691 METALLIC STRUCTURES NES	13 776	3 184	2 229
895 OFFICE,STATIONERY SUPPLS	2 583	8 293	5 786	692 CONTAINERS,STORAGE,TRNSP	8 770	1 617	1 135
896 WORKS OF ART,ANTIQUE ETC	565	4 067	2 849	693 WIRE PRODUCTS EXCL.ELECT	7 279	1 128	788
897 GOLD,SILVERWARE,JEWEL NES	88	7 114	4 989	694 NAILS,SCREWS,NUTS,ETC.	73 133	11 490	8 039
898 MUSICAL INSTRUMENTS,ETC.	6 956	28 996	20 153	695 TOOLS	3 675	5 696	3 987
899 MISC MANUFACTRO GOODS NES	6 947	34 628	24 166	696 CUTLERY	1 597	9 113	638
941 COMPL IND PLANT CHAPT 99	1 372	745	521	697 HOUSEHOLD EQUIPMENT,NES	8 913	3 797	2 662
971 GOLD,NONMONTY EXCL ORES	37	510	350	699 MANUFACTS.BASE METAL,NES	148 854	20 444	14 315
ROMANIA				712 STEAM TURBINES	3	88	61
IMPORTS	7 939 047	2 151 890	1 505 347	713 INTRNL COMBUS PSTN ENGIN	2 037	1 339	936
001 LIVE ANIMALS	3 794	849	590	714 ENGINES,MOTORS NON-ELECT	1	62	44
011 BOVINE MEAT	1 545	1 181	835	716 ROTATING ELECTRIC PLANT	3 576	2 711	1 910
012 OTHER MEAT, MEAT OFFAL	1 905	1 313	918	718 OTH.POWR.GENRTNG.MACHNRY	642	268	191
017 MEAT,OFFL.PRPD,PRSD,NES	35 700	9 852	6 905	721 AGRIC.MACHINES,EX.TRACTR	1 661	437	305
034 FISH,FRESH,CHILLED,FROZN	461	500	339	722 TRACTORS	503	151	103
044 MAIZE UNMILLED	7 739	1 503	1 044	723 CIVIL ENGINEERING EQUIPT	20 897	6 532	4 559
054 VEGETABLES	108 882	11 997	8 489	724 TEXTILE,LEATHER MACHINES	301	700	491
056 VEGETABLES,PRPD,PRSD,NES	698	351	240	726 PRINTNG,BOOKBINDNG MACHS	86	331	230
057 FRUIT,NUTS EXCL.OIL NUTS	54 869	8 823	6 116	727 FOOD-PROCESS.MCH.NON DOM	6	50	34
058 FRUIT,PRESERVED,PREPARED	14 458	2 890	2 026	728 OTH.MACH,PTS,SPCL INDUST	10 445	4 979	3 474
059 FRUIT,VEGETABLE JUICES	20 023	3 442	2 382	731 METAL REMOVAL WORK TOOLS	5 066	1 455	1 026
061 SUGARS,MOLASSES,HONEY	13 931	2 488	1 729	733 MACH-TOOLS,METAL-WORKING	2 548	992	693
075 SPICES	2 207	312	218	735 PARTS,NES,FOR MACH-TOOLS	6 510	2 411	1 689
081 ANIMAL FEED STUFF	915	724	509	737 METALWORKING MACHNRY NES	3 001	1 082	752
098 EDIBLE PRD.PREPRNTS,NES	1 516	205	145	741 HEATING,COOLING EQUIP,PART	4 123	1 787	1 247
112 ALCOHOLIC BEVERAGES	146 593	15 792	11 003	742 PUMPS FOR LIQUIDS,PARTS	2 226	1 101	769
211 HIDES,SKINS(EX.FURS),RAW	218	62	42	743 PUMPS NES,CENTRIFUGS ETC	3 843	1 690	1 180
222 OILSEED(SFT.FIX VEG.OIL)	21 125	2 363	1 611	744 MECHANICAL HANDLING EQUIP	15 198	3 920	2 756
223 OILSEED(OTH.FIX VEG.OIL)	249	57	38	745 OTH.NONELEC MCH,TOOL,NES	566	621	437
232 SYNTHETIC RUBBER, ETC.	3 334	366	262	746 BALL OR ROLLER BEARINGS	21 950	24 191	16 958
245 FUEL WOOD, WOOD CHARCOAL	66 053	3 452	2 438	747 TAPS,COCKS,VALVES,ETC.	8 245	1 961	1 381
247 WOOD ROUGH,ROUGH SQUARED	1 280	50	36	748 TRANSMISSIONS SHAFTS ETC	12 253	8 584	6 015
248 WOOD, SIMPLY WORKED	126 448	10 851	7 476	749 NON-ELECT MACH.PARTS,ETC	708	1 248	874
263 COTTON	221	129	86	759 PARTS,FOR OFFICE MACHINS	37	104	73
266 SYNTHETIC FIBRES	8 096	1 950	772	764 TELECOMM.EQUIP.PARTS NES	365	573	402
267 OTHER MAN-MADE FIBRES	2 424	215	149	771 ELECT POWER MACHNY.PARTS	347	2 240	1 571
268 WOOL, OTHER ANIMAL HAIR	815	318	222	773 ELEC.SWITCH.RELAY.CIRCUIT	1 940	8 485	5 958
273 STONE, SAND AND GRAVEL	2 223	190	129	776 ELECTR.DISTRIB.EQPT NES	52 884	99 829	69 614
277 NATURAL ABRASIVES, NES		255	175	778 DOM.ELEC.NON-ELEC.EQUIPT	11 689	4 331	3 051
278 OTHER CRUDE MINERALS	5 948	242	170	779 TRANSISTORS,VALVES,ETC.	61	878	612
282 FERROUS WASTE AND SCRAP	2 477	483	336	781 ELECTRIC.MACH.APPART.NES	6 546	8 967	6 254
287 ORE,CONCENTR.BASE METALS	210 612	6 002	4 135	781 PASS.MOTOR VEHCLS.EX.BUS	276	319	222
288 NON-FERROUS WASTE,SCRAP	52 996	4 828	3 353	783 ROAD MOTOR VEHICLES NES	414	204	144
291 CRUDE ANIMAL MATERLS,NES	9 529	2 183	1 524	784 PARTS,TRACTORS,MOTOR VEH	20 546	32 622	22 874
292 CRUDE VEG.MATERIALS, NES	35 370	4 063	2 836	785 CYCLES,MOTORCYCLES ETC.	110	120	85
334 PETROLEUM PRODUCTS	141 878	6 055	4 178	786 TRAILERS,SEMI-TRAIL,ETC	94 583	17 995	12 610
421 FIXED VEG.FAT,OILS, SOFT	18 004	1 903	1 333	791 RAILWAY VEHICLES.EQUIPNT	15 330	5 299	3 647
431 ANIMAL,VEG.FATS,OILS,NES	47 078	3 099	2 171	792 AIRCRAFT,ASSOCTD.EQUIPNT	58	222	156
512 ALCOHOL,PHENOL,ETC.DERTV	19 258	1 991	1 382	793 SHIP,BOAT,FLOAT.STRUCTRS	15 158	2 488	1 731
513 CARBOXYLIC ACIDS,DERIVS	13 243	2 727	1 906	811 PREFABRICATED BUILDINGS	49 176	6 039	4 240
514 NITROGEN-FUNCT.COMPOUNDS	149	218	152	812 PLUMBING,SANITRY,EQPT.ETC	7 848	1 059	738
515 ORGANO-INORGANIC COMPNDS	41 161	10 437	7 319	813 LIGHTING FIXTURES ETC.NES	23 915	8 311	5 807
516 OTHER ORGANIC CHEMICALS	3 393	827	583	821 FURNITURE,CUSHIONS,ETC.	1 053 093	278 809	195 283
522 INORGANIC CHEM.ELEMENTS	2 606	143	101	831 TRUNK,SUIT-CASES,BAG,ETC	7 193	3 151	2 217
523 METAL,SALTS,INORGAN.ACID	8 406	611	427	841 MENS,BOYS CLOTHNG,X-KNIT	79 716	356 366	249 003
524 OTHER CHEMICAL COMPOUNDS	18 178	1 570	1 098	842 WOMEN,GIRL CLOTHNG,XKNIT	76 140	387 443	270 933
531 SYNTH.COLOURS,LAKES,ETC.	78	61	44	843 MENS,BOYS CLOTHING,KNIT	5 154	8 657	6 034
533 PIGMENTS, PAINTS, ETC.	183	45	30	844 WOMEN,GIRLS CLOTHING,KNIT	7 381	27 253	19 100
541 MEDICINES,ETC.EXC.GRP542	3 377	5 543	3 878	845 OTHR.TEXTILE APPAREL,NES	35 732	116 176	81 203
542 MEDICAMENTS	58	596	416	846 CLOTHING ACCESSRS,FABRIC	4 305	6 599	4 619
551 ESSNTL.OIL,PERFUME,FLAVR	264	152	108	848 CLOTHING,NONTXTL;HEADGEAR	1 240	5 925	4 163
562 FERTILIZER,EXCEPT GRP272	382 628	7 665	5 476	851 FOOTWEAR	11 660	27 337	19 042
				871 OPTICAL INSTRUMENTS,NES	1	76	54
				872 MEDICAL INSTRUMENTS NES	98	140	98
				873 METERS,COUNTERS,NES	932	1 039	725

7 IMPORTS AND EXPORTS (SPECIAL TRADE) BY COUNTRIES OF PRODUCTION AND CONSUMPTION AND BY GROUPS OF THE SITC-REV. III 1995

GROUP DESCRIPTION	DT = 100 KG	1 000 DM	1 000 \$	GROUP DESCRIPTION	DT = 100 KG	1 000 DM	1 000 \$
874 MEASURE, CONTROL INSTRMNT	1 255	2 354	1 650	634 VENEERS, PLYWOOD, ETC.	13 561	29 774	20 896
881 PHOTOGRAPH APPAR. ETC. NES	20	47	32	635 WOOD MANUFACTURES, NES	5 427	1 358	945
882 PHOTO. CINEMATOGRPH. SUPPL	14	162	114	641 PAPER AND PAPERBOARD	99 790	25 540	17 878
884 OPTICAL GOODS NES	148	1 766	1 231	642 PAPER, PAPERBOARD, CUT ETC	44 799	15 226	10 642
885 WATCHES AND CLOCKS	728	666	468	651 TEXTILE YARN	9 182	23 790	16 706
891 ARMS AND AMMUNITION	116	172	124	652 COTTON FABRICS, WOVEN	26 772	78 969	55 351
892 PRINTED MATTER	303	337	239	653 FABRICS, MAN-MADE FIBRES	78 652	274 313	191 943
893 ARTICLES, NES, OF PLASTICS	15 467	4 066	2 842	654 OTH. TEXTILE FABRIC, WOVEN	36 928	146 143	102 658
894 BABY CARRIAGE, TOYS, GAMES	9 296	3 992	2 795	655 KNIT, CROCHET, FABRIC NES	12 534	34 441	24 243
895 OFFICE, STATIONERY SUPPLS	1 712	1 223	852	656 TULLE, LACE, EMBROIDRY, ETC	2 260	11 869	8 296
896 WORKS OF ART, ANTIQUE ETC	42	151	105	657 SPECIAL YARN, TXTL, FABRIC	21 254	62 453	43 847
898 MUSICAL INSTRUMENTS, ETC.	227	1 237	861	658 TEXTILE ARTICLES NES	1 436	5 053	3 543
899 MISC MANUFACTRD GOODS NES	23 297	8 651	6 077	659 FLOOR COVERINGS, ETC.	2 208	1 119	781
971 GOLD, NONMONTY EXCL ORES	5	8 540	6 146	661 LIME, CEMENT, CONSTR. MATRL	15 913	9 128	6 395
				662 CLAY, REFRCT. CONSTR. MATRL	53 123	13 518	9 495
				663 MINERAL MANUFACTURES, NES	13 884	5 400	3 792
				664 GLASS	10 814	3 546	2 488
EXPORTS	3 133 165	2 563 139	1 794 330	665 GLASSWARE	28 214	104	73
001 LIVE ANIMALS	1 566	1 211	843	666 POTTERY	79	129	90
012 OTHER MEAT, MEAT OFFAL	534	103	74	667 PEARLS, PRECIOUS STONES		2 350	1 632
017 MEAT, OFFL. PRPD, PRSVD, NES	3 824	1 484	1 037	671 PIG IRON, SPIEGELEISN, ETC	14 552	2 952	2 062
022 MILK AND CREAM	18 721	7 674	5 446	672 INGOTS ETC. IRON OR STEEL	18 932	1 641	1 149
023 BUTTER, OTHER FAT OF MILK	547	192	135	673 FLAT-ROLLED IRON ETC.	10 451	834	588
024 CHEESE AND CURD	5 560	2 613	1 829	674 FLAT-ROLLED PLATED IRON	3 941	12 117	8 504
025 EGGS, BIRDS, YOLKS, ALBUMIN	1 322	220	149	675 FLAT-ROLLED, ALLOY STEEL	25 621	5 058	3 546
034 FISH, FRESH, CHILLED, FROZN	6 434	459	325	676 IRON, STL. BAR, SHAPES ETC.	14 478	980	672
037 FISH ETC. PRPD, PRSVD, NES	1 164	464	323	677 RAILWAY TRACK IRON, STEEL	3 512	706	497
044 MAIZE UNMILLED	61	49	36	678 WIRE OF IRON OR STEEL	911	10 489	7 362
046 MEAL, FLOUR OF WHEAT, MSLN	1 093	68	48	679 TUBES, PIPES, ETC. IRON, STL	28 204	930	661
048 CEREAL PREPARATIONS	12 465	4 424	3 078	681 SILVER, PLATINUM, ETC.	31	2 930	2 088
054 VEGETABLES	5 716	4 182	2 917	682 COPPER	2 754	1 782	1 234
056 VEGETABLES, PRPD, PRSVD, NES	995	236	164	683 NICKEL	607	4 573	3 171
057 FRUIT, NUTS EXCL. OIL NUTS	1 219	249	173	684 ALUMINIUM	5 160	180	126
058 FRUIT, PRESERVED, PREPARED	3 070	1 445	1 006	686 ZINC	501	164	115
059 FRUIT, VEGETABLE JUICES	1 224	253	175	687 TIN	164	539	378
061 SUGARS, MOLASSES, HONEY	363 964	23 337	16 362	688 MISC. NON-FERR. BASE METAL	64	8 868	4 080
062 SUGAR CONFECTIONERY	1 541	755	534	691 METALLIC STRUCTURES NES	12 019	8 499	5 953
071 COFFEE, COFFEE SUBSTITUTE	10 891	9 127	6 409	692 CONTAINERS, STORAGE, TRNSP	14 597	896	626
072 COCOA	10 717	781	544	693 WIRE PRODUCTS EXCL. ELECT	592	1 599	1 113
073 CHOCOLATE, OTH. COCOA PREP	5 957	3 066	2 497	694 NAILS, SCREWS, NUTS, ETC.	2 089	10 326	7 245
075 SPICES	396	265	185	695 TOOLS	3 105	1 731	1 204
081 ANIMAL FEED STUFF	194 906	20 684	14 461	696 CUTLERY	590	2 612	1 809
091 MARGARINE AND SHORTENING	27 509	3 258	2 285	697 HOUSEHOLD EQUIPMENT, NES	2 012	31 577	22 061
098 EDIBLE PROD. PREPRTNS, NES	15 470	10 626	7 419	699 MANUFACTS. BASE METAL, NES	27 000	40 162	28 084
111 NON-ALCOHOL. BEVERAGE, NES	3 587	472	329	700 CPL IND PLANT (84/85/87)	12 639	4 477	3 152
112 ALCOHOLIC BEVERAGES	40 686	7 315	5 137	711 STEAM GENER. BOILERS, ETC.	1 200	56	41
122 TOBACCO, MANUFACTURED	17 029	18 076	12 775	712 STEAM TURBINES	8	4 917	3 452
211 HIDES, SKINS (EX. FURS), RAW	334	294	204	713 INTRNL COMBUS PSTN ENGIN	1 209	44	31
222 OILSEED (SFT, FIX VEG. OIL)	814	506	345	714 ENGINES, MOTORS NON-ELECT	12	9 157	6 454
231 NATURAL RUBBER, ETC.	1 698	402	275	716 ROTATING ELECTRIC PLANT	5 462	1 499	1 019
232 SYNTHETIC RUBBER, ETC.	2 617	785	557	718 OTH. POWR. GENRTNG. MACHNRY	547	96 541	68 082
246 WOOD IN CHIPS, PARTICLES	4 978	45	30	721 AGRIC. MACHINES, EX. TRACTR	77 004	3 902	2 717
248 WOOD, SIMPLY WORKED	3 295	310	214	722 TRACTORS	2 821	17 577	12 213
251 PULP AND WASTE PAPER	30 917	4 213	2 949	723 CIVIL ENGINEERING EQUIPT	11 969	59 085	41 369
263 COTTON	1 389	406	285	724 TEXTILE, LEATHER MACHINES	11 280	3 240	2 293
266 SYNTHETIC FIBRES	219	75	53	725 PAPER, PULP MILL MACHINES	2 531	9 291	6 459
267 OTHER MAN-MADE FIBRES	6 125	2 635	1 859	726 PRINTING, BOOKBINDING MACHS	4 848	20 433	14 346
268 WOOL, OTHER ANIMAL HAIR	78	167	119	727 FOOD-PROCESS. MCH. NON DOM	10 700	72 100	50 265
269 WORN CLOTHING, TEXTL. ARTL	49 861	5 465	3 829	731 METAL REMOVAL WORK TOOLS	3 364	7 485	5 237
273 STONE, SAND AND GRAVEL	34 482	686	480	733 MACH-TOOLS, METAL-WORKING	3 807	8 935	6 346
278 OTHER CRUDE MINERALS	103 439	4 122	2 873	735 PARTS, NES, FOR MACH-TOOLS	227	1 441	1 018
285 ALUMINUM ORE, CONCTR. ETC	3 196	524	368	737 METALWORKING MACHNRY NES	1 911	13 452	9 540
287 ORE, CONCENTR. BASE METALS	11 773	488	343	741 HEATING, COOLING EQUIP, PART	14 716	40 961	28 714
291 CRUDE ANIMAL MATERIALS, NES	6 597	868	610	742 PUMPS FOR LIQUIDS, PARTS	2 730	6 028	4 242
292 CRUDE VEG. MATERIALS, NES	826	1 677	1 173	743 PUMPS NES, CENTRIFUGS ETC	10 278	21 009	14 768
334 PETROLEUM PRODUCTS	29 254	8 419	5 882	744 MECHANICAL HANDLING EQUIP	6 525	14 847	10 397
335 RESIDUAL PETROL. PRODUCTS	151 817	7 961	5 558	745 OTH. NONELEC MCH. TOOL, NES	18 100	66 119	46 360
411 ANIMAL OILS AND FATS	326	47	34	746 BALL OR ROLLER BEARINGS	1 941	5 854	4 090
421 FIXED VEG. FAT, OILS, SOFT	2 798	207	142	747 TAPS, COCKS, VALVES, ETC.	3 212	8 850	6 105
422 FIXED VEG. FAT, OILS, OTHER	6 971	948	663	748 TRANSMISSIONS SHAFTS ETC	3 205	8 246	5 835
431 ANIMAL, VEG. FATS, OILS, NES	13 975	2 333	1 636	749 NON-ELECT MACH. PARTS, ETC	489	11 782	8 276
511 HYDROCARBONS, NES, DERIVTS	32 904	2 372	1 641	751 OFFICE MACHINES	567	2 253	1 575
512 ALCOHOL, PHENOL, ETC. DERIV	28 261	7 932	5 534	752 AUTOMATC. DATA PROC. EQUIP	1 837	14 819	10 338
513 CARBOXYLIC ACIDS, DERIVTS	22 029	5 683	3 972	759 PARTS, FOR OFFICE MACHINS	356	4 492	3 131
514 NITROGEN-FUNCT. COMPOUNDS	8 860	4 083	2 889	761 TELEVISION RECEIVERS ETC	2 700	1 225	847
515 ORGANO-INORGANIC COMPNDS	2 517	3 719	2 596	762 RADIO-BROADCAST RECEIVER	113	378	264
516 OTHER ORGANIC CHEMICALS	7 162	2 791	1 954	763 SOUND RECORDER, PHONOGRPH	30	960	662
522 INORGANIC CHEM. ELEMENTS	17 605	3 671	2 557	764 TELECOMM. EQUIP. PARTS NES	4 926	37 033	25 876
523 METAL. SALTS, INORGAN. ACID	35 595	5 337	3 733	771 ELECT. POWER MACHNRY. PARTS	2 903	6 948	4 881
524 OTHER CHEMICAL COMPOUNDS	1 920	673	472	772 ELEC. SWITCH. RELAY. CIRCUIT	3 959	32 449	22 633
531 SYNTH. COLOURS, LAKES, ETC.	3 466	7 195	5 043	773 ELECTR. DISTRIBT. EQPT NES	39 574	85 503	59 534
532 DYEING, TANNING MATERIALS	10 016	1 416	993	774 ELECTRO-MEDCL. XRAY EQUIP	1 288	42 721	29 944
533 PIGMENTS, PAINTS, ETC.	62 649	29 568	20 797	775 DOM. ELEC. NON-ELEC. EQUIPT	5 503	6 174	4 280
541 MEDICINES, ETC. EXC. GRP542	1 831	4 903	3 410	776 TRANSISTORS, VALVES, ETC.	14 796	15 678	10 925
542 MEDICAMENTS	3 629	21 920	15 341	778 ELECTRIC. MACH. APPART. NES	16 225	26 617	18 551
551 ESSENTL. OIL, PERFUME, FLAVR	2 309	4 148	2 909	781 PASS. MOTOR VEHCLS. EX. BUS	26 852	53 030	37 060
553 PERFUMERY, COSMETICS, ETC.	20 473	15 670	10 941	782 GOODS, SPCL TRANSPORT VEH	48 215	25 916	18 203
554 SOAP, CLEANERS, POLISH, ETC	19 711	6 679	4 672	783 ROAD MOTOR VEHICLES NES	27 243	16 048	11 169
562 FERTILIZER, EXCEPT GRP272	1 285	73	50	784 PARTS, TRACTORS, MOTOR VEH	10 295	16 457	11 507
571 POLYMERS OF ETHYLENE	3 320	837	585	785 CYCLES, MOTORCYCLES ETC.	90	220	151
572 POLYMERS OF STYRENE	17 247	4 062	2 844	786 TRAILERS, SEMI-TRAILER, ETC	18 701	9 111	6 377
573 POLYMERS, VINYL CHLORIDE	10 602	2 658	1 855	791 RAILWAY VEHICLES. EQUIPNT	1 839	9 310	6 104
574 POLYACETAL, POLYCARBONATE	36 974	12 446	8 722	792 AIRCRAFT, ASSOCTD. EQUIPNT	8	159	113
575 OTH. PLASTIC, PRIMARY FORM	25 318	11 481	8 006	793 SHIP, BOAT, FLOAT. STRUCTRS	75	174	122
581 PLASTIC TUBE, PIPE, HOSE	1 793	3 473	2 428	800 CPL IND PLANT CHAP 90/94	134	2 491	1 767
582 PLASTIC PLATE, SHEETS, ETC	11 993	11 704	8 193	811 PREFABRICATED BUILDINGS	2 911	234	208
583 MONOFILAMENT OF PLASTICS	2 483	1 810	1 263	812 PLUMBING, SANITRY, EQPT. ETC	3 189	2 537	1 767
591 INSECTICIDES, ETC.	7 762	10 610	7 449	813 LIGHTING FIXTURES ETC. NES	1 019	4 309	3 030
592 STARCHES, INULIN, ETC.	8 480	3 270	2 289	821 FURNITURE, CUSHIONS, ETC.	13 256	8 662	6 065
593 EXPLOSIVES, PYROTECHNICS	166	337	233	831 TRUNK, SUIT-CASES, BAG, ETC	3 378	672	466
597 PREPRD ADDITIVES, LIQUIDS	7 355	3 273	2 295	841 MENS, BOYS CLOTHING, X-KNIT	4 576	19 372	13 559
598 MISC. CHEMICAL PRODTS, NES	130 443	36 343	25 503	842 WOMEN, GIRL CLOTHING, X-KNIT	727	3 946	2 753
600 CPL IND PLANT CHAP 69-76	422	2 238	1 496	843 MENS, BOYS CLOTHING, KNIT	350	730	514
611 LEATHER	3 523	14 583	10 189	844 WOMEN, GIRLS CLOTHING, KNIT	1 375	7 657	5 346
613 FURSKINS, TANNED, DRESSED	38	250	177	845 OTH. TEXTILE APPAREL, NES	4 053	13 461	9 402
621 MATERIALS OF RUBBER	1 903	1 903	1 329	846 CLOTHING ACCESSRS, FABRIC	3 877	15 300	10 713
625 RUBBER TYRES, TUBES, ETC.	16 655	2 934	2 054	848 CLOTHING, NONTXTL; HEADGEAR	3 667	11 312	7 891
629 ARTICLES OF RUBBER, NES	1 179	4 060	2 845				
633 CORK MANUFACTURES	68	71	47				

7 IMPORTS AND EXPORTS (SPECIAL TRADE) BY COUNTRIES OF PRODUCTION AND CONSUMPTION AND BY GROUPS OF THE SITC-REV. III 1995

GROUP DESCRIPTION	DT = 100 KG	1 000 DM	1 000 \$	GROUP DESCRIPTION	DT = 100 KG	1 000 DM	1 000 \$
851 FOOTWEAR	2 228	3 832	2 680	689 MISC.NON-FERR.BASE METAL	167	197	139
871 OPTICAL INSTRUMENTS,NES	8	506	351	691 METALLIC STRUCTURES NES	5 461	1 512	1 075
872 MEDICAL INSTRUMENTS NES	2 097	10 479	7 294	692 CONTAINERS, STORAGE, TRNSP	3 114	584	407
873 METERS, COUNTERS, NES	4 435	7 682	5 357	694 NAILS, SCREWS, NUTS, ETC.	56 927	5 411	3 801
874 MEASURE, CONTROL INSTRMNT	2 230	34 486	24 154	695 TOOLS	3 533	6 581	4 590
881 PHOTOGRAPH APPAR. ETC. NES	2 270	3 204	2 203	696 CUTLERY	57	122	87
882 PHOTO. CINEMATOGPH. SUPPL	2 018	3 073	2 140	697 HOUSEHOLD EQUIPMENT, NES	94	127	86
884 OPTICAL GOODS NES	6	600	419	699 MANUFACT. BASE METAL, NES	28 634	3 782	2 655
885 WATCHES AND CLOCKS	29	649	455	713 INTRNL COMBUS PSTN ENGIN	240	195	139
891 ARMS AND AMMUNITION	63	851	595	714 ENGINES, MOTORS NON-ELECT	32	1 055	743
892 PRINTED MATTER	22 506	34 626	24 211	716 ROTATING ELECTRIC PLANT	12 305	6 738	4 709
893 ARTICLES, NES, OF PLASTICS	30 883	22 181	15 535	718 OTH. POWR. GENRTNG. MACHNRY	7 531	5 122	3 587
894 BABY CARRIAGE, TOYS, GAMES	2 027	3 238	2 266	721 AGRIC. MACHINES, EX. TRACTR	6 979	2 016	1 404
895 OFFICE, STATIONERY SUPPLS	2 515	4 011	2 798	723 CIVIL ENGINEERING EQUIPT	92	120	84
896 WORKS OF ART, ANTIQUE ETC	10	275	190	724 TEXTILE, LEATHER MACHINES	781	343	235
897 GOLD, SILVERWARE, JEWEL NES	8	570	394	726 PRINTNG, BOOKBINDNG MACHS	235	174	119
898 MUSICAL INSTRUMENTS, ETC.	2 025	4 814	3 367	728 OTH. MACH. PTS, SPCL INDUST	5 707	3 739	2 610
899 MISC MANUFCTRD GOODS NES	4 277	34 032	23 848	731 METAL REMOVAL WORK TOOLS	12 808	7 205	5 019
941 COMPL INDM PLANT CHAPT 99	1 072	5 216	3 641	733 MACH-TOOLS, METAL-WORKING	496	141	97
971 GOLD, NONMONTY EXCL ORES		115	79	735 PARTS, NES, FOR MACH-TOOLS	3 004	1 672	1 168
				737 METALWORKING MACHNRY NES	11 205	3 671	2 557
BULGARIA				741 HEATING, COOLING EQUIP, PART	13 301	2 989	2 102
IMPORTS	3 741 996	800 525	560 314	742 PUMPS FOR LIQUIDS, PARTS	1 675	516	365
001 LIVE ANIMALS	832	112	79	743 PUMPS NES, CENTRIFUGS ETC	185	289	201
012 OTHER MEAT, MEAT OFFAL	571	529	375	744 MECHANICAL HANDLING EQUIP	68 441	15 500	10 818
024 CHEESE AND CURD	5 889	3 444	2 413	745 OTH. NONELEC MCH, TOOL, NES	1 893	2 557	1 795
054 VEGETABLES	27 734	6 187	4 337	746 BALL OR ROLLER BEARINGS	1 146	1 390	974
056 VEGETABLES, PRPD, PRSVD, NES	35 909	4 853	3 386	747 TAPS, COCKS, VALVES, ETC.	2 868	5 331	3 737
057 FRUIT, NUTS EXCL. OIL NUTS	9 066	1 838	1 281	748 TRANSMISSIONS SHAFTS ETC	1 276	695	484
058 FRUIT, PRESERVED, PREPARED	67 945	23 117	16 126	749 NON-ELECT MACH. PARTS, ETC	988	787	541
059 FRUIT, VEGETABLE JUICES	2 207	536	370	751 OFFICE MACHINES	541	671	474
061 SUGARS, MOLASSES, HONEY	264	64	46	752 AUTOMATC. DATA PROC. EQUIP	9	103	70
075 SPICES	12 001	1 214	845	759 PARTS, FOR OFFICE MACHINS	423	687	488
081 ANIMAL FEED STUFF	5 797	4 162	2 912	764 TELECOMM. EQUIP. PARTS NES	1 369	1 032	730
098 EDIBLE PROD. PREPRTNS, NES	1 937	208	140	771 ELECT POWER MACHNY. PARTS	190	537	373
112 ALCOHOLIC BEVERAGES	177 808	28 299	19 907	772 ELEC. SWITCH, RELAY, CIRCUIT	2 275	4 863	3 410
121 TOBACCO, UNMANUFACTURED	19 601	11 772	8 211	773 ELECTR DISTRIB. EQPT NES	31 932	16 087	11 209
222 OILSEED (SFT, FIX VEG. OIL)	62 452	2 680	1 844	774 ELECTRO-MEDCL, XRAY EQUIP	6	98	68
232 SYNTHETIC RUBBER, ETC.	17 998	2 226	1 557	775 DOM. ELEC. NON-ELEC. EQUIPT	7 935	2 775	1 954
248 WOOD, SIMPLY WORKED	17 816	1 026	718	776 TRANSISTORS, VALVES, ETC.	49	919	645
251 PULP AND WASTE PAPER	108 527	10 708	7 452	778 ELECTRIC MACH. APPART. NES	10 246	17 291	12 150
263 COTTON	2 353	513	358	781 PASS. MOTOR VEHCLS. EX. BUS	624	1 687	1 193
266 SYNTHETIC FIBRES	5 574	1 454	1 024	782 GOODS, SPCL TRANSPORT VEH	1 905	217	154
268 WOOL, OTHER ANIMAL HAIR	4 269	1 385	972	784 PARTS, TRACTORS, MOTOR VEH	8 852	2 400	1 679
273 STONE, SAND AND GRAVEL	12 958	2 08	146	785 CYCLES, MOTORCYCLES ETC.	91	126	90
278 OTHER CRUDE MINERALS	279 753	4 434	3 110	786 TRAILERS, SEMI-TRAILR, ETC	1 281	436	306
282 FERROUS WASTE AND SCRAP	48 256	5 745	4 020	792 AIRCRAFT, ASSOCTD. EQUIPNT	2 989	423	293
283 COPPER ORES, CONCENTRATES	247 237	26 130	18 290	811 PREFABRICATED BUILDINGS	33 857	7 158	5 022
288 NON-FERROUS WASTE, SCRAP	6 923	2 125	1 473	812 PLUMBNG, SANITRY, EQPT. ETC	77	78	56
289 PREC. METAL ORES, CONCTRTS	181	3 760	2 657	821 FURNITURE, CUSHIONS, ETC.	20 612	8 355	5 820
291 CRUDE ANIMAL MATERLS. NES	505	306	214	831 TRUNK, SUIT-CASES, BAG, ETC	19 949	9 755	6 845
292 CRUDE VEG. MATERIALS, NES	66 591	16 236	11 350	841 MENS, BOYS CLOTHING, X-KNIT	17 435	62 653	43 782
335 RESIDUAL PETROL. PRODUCTS	101 801	2 176	1 505	842 WOMEN, GIRL CLOTHING, XKNIT	21 543	104 400	72 977
431 ANIMAL, VEG. FATS, OILS, NES	7 432	453	318	843 MENS, BOYS CLOTHING, KNIT	1 277	2 417	1 692
511 HYDROCARBONS, NES, DERIVTS	62 813	3 689	2 633	844 WOMEN, GIRLS CLOTHING, KNIT	3 204	9 812	6 860
512 ALCOHOL, PHENOL, ETC. DERIV	441	43	30	845 OTHR. TEXTILE APPAREL, NES	19 720	58 060	40 564
513 CARBOXYLIC ACIDS, DERIVTS	1 140	288	206	846 CLOTHING ACCESSRS, FABRIC	2 456	4 426	3 091
514 NITROGEN-FUNCT. COMPOUNDS	2 035	57	41	848 CLOTHING, NONXTXL; HEADGEAR	222	1 280	895
515 ORGANO-INORGANIC COMPNDS	4 471	693	482	851 FOOTWEAR	8 312	16 604	11 497
516 OTHER ORGANIC CHEMICALS	1 753	530	358	871 OPTICAL INSTRUMENTS, NES	183	1 542	1 084
522 INORGANIC CHEM. ELEMENTS	7 552	314	221	872 MEDICAL INSTRUMENTS NES	108	146	98
524 OTHER CHEMICAL COMPOUNDS	4 959	179	124	873 METERS, COUNTERS, NES	261	408	288
531 SYNTH. COLOURS, LAKES, ETC.	20	50	34	874 MEASURE, CONTROL INSTRMNT	2 246	4 458	3 128
541 MEDICINES, ETC. EXC. GRP542	1 154	6 116	4 279	884 OPTICAL GOODS NES	63	2 579	1 807
542 MEDICAMENTS	39	554	393	891 ARMS AND AMMUNITION	57	193	136
551 ESSNTL. OIL, PERFUME, FLAVR	57	347	242	892 PRINTED MATTER	65	165	113
562 FERTILIZER, EXCEPT GRP272	7 699	118	85	893 ARTICLES, NES, OF PLASTICS	21 622	4 131	2 900
571 POLYMERS OF ETHYLENE	5 153	777	555	894 BABY CARRIAGE, TOYS, GAMES	7 119	4 773	3 333
575 OTH. PLASTIC, PRIMARY FORM	26 090	6 078	4 271	895 OFFICE, STATIONERY SUPPLS	482	287	201
581 PLASTIC TUBE, PIPE, HOSE	191	109	76	896 WORKS OF ART, ANTIQUE ETC	20	359	254
582 PLASTIC PLATE, SHEETS, ETC	6 701	1 561	1 093	897 GOLD, SILVERWARE, JEWEL NES	1	141	100
591 INSECTICIDES, ETC.	4 395	1 085	761	898 MUSICAL INSTRUMENTS, ETC.	5 706	7 130	4 979
592 STARCHES, INULIN, ETC.	200	114	81	899 MISC MANUFCTRD GOODS NES	986	550	385
598 MISC. CHEMICAL PROODTS. NES	204	55	40	961 COIN NONGOLD NONCURRENT	4	569	400
611 LEATHER	4 262	2 128	1 481	971 GOLD, NONMONTY EXCL ORES	13	129	89
621 MATERIALS OF RUBBER	239	62	43	972 MONETARY GOLD, GOLD COINS		71	50
625 RUBBER TYRES, TUBES, ETC.	6 129	701	485	EXPORTS	1 531 280	1 329 057	929 386
629 ARTICLES OF RUBBER, NES	5 820	2 341	1 636	001 LIVE ANIMALS	17	122	84
634 VENEERS, PLYWOOD, ETC.	32 185	3 674	2 570	011 BOVINE MEAT	1 629	377	265
635 WOOD MANUFACTURES, NES	5 204	1 319	919	016 MEAT, ED. OFFL, DRY, SLT, SMK	347	149	102
641 PAPER AND PAPERBOARD	2 216	435	305	017 MEAT, OFFL, PRPD, PRSVD, NES	624	352	249
642 PAPER, PAPERBOARD, CUT ETC	437	411	284	022 MILK AND CREAM	15 900	4 017	2 821
651 TEXTILE YARN	2 671	1 680	1 183	023 BUTTER, OTHER FAT OF MILK	3 507	1 037	725
652 COTTON FABRICS, WOVEN	89	153	106	024 CHEESE AND CURD	3 958	1 792	1 228
653 FABRICS, MAN-MADE FIBRES	1 802	2 161	1 514	034 FISH, FRESH, CHILLED, FROZN	447	64	46
654 OTH. TEXTILE FABRIC, WOVEN	407	402	276	036 CRUSTACEANS, MOLLUSCS ETC	262	112	78
655 KNIT, CROCHET, FABRIC NES	28	88	62	037 FISH ETC. PREPD, PRSVD. NES	365	184	126
656 TULLE, LACE, EMBROIDRY, ETC	57	81	55	048 CEREAL PREPARATIONS	6 965	2 799	1 959
657 SPECIAL YARN, TXTL. FABRIC	974	449	314	054 VEGETABLES	2 086	698	477
658 TEXTILE ARTICLES NES	12 892	6 480	4 520	056 VEGETABLES, PRPD, PRSVD, NES	1 073	289	203
661 LIME, CEMENT, CONSTR. MATRL	133 234	1 370	894	058 FRUIT, PRESERVED, PREPARED	2 267	691	477
662 CLAY, REFRCT. CONSTR. MATRL	86 038	5 559	514	059 FRUIT, VEGETABLE JUICES	776	89	66
663 MINERAL MANUFACTURES, NES	10 505	726	119	061 SUGARS, MOLASSES, HONEY	121 851	6 833	4 843
664 GLASS	863	169	908	062 SUGAR CONFECTIONERY	1 182	755	529
665 GLASSWARE	1 793	1 281	949	071 COFFEE, COFFEE SUBSTITUTE	1 641	2 233	1 541
666 POTTERY	4 315	1 363	403	072 COCOA	440	105	74
671 PIG IRON, SPIEGELEISN, ETC	3 345	583	39 253	073 CHOCOLATE, OTH. COCOA PREP	23 614	11 909	8 302
673 FLAT-ROLLED IRON ETC.	1 200 887	55 939	137	075 SPICES	228	232	164
674 FLAT-ROLLED PLATED IRON	2 553	190	1 080	080 ANIMAL FEED STUFF	7 596	961	662
676 IRON, STL. BAR, SHAPES ETC.	27 367	1 534	664	091 MARGARINE AND SHORTENING	3 310	478	334
678 WIRE OF IRON OR STEEL	16 665	949	1 421	098 EDIBLE PROD. PREPRTNS, NES	7 083	4 215	2 953
679 TUBES, PIPES, ETC. IRON, STL	5 554	2 022	806	111 NON-ALCOHOL. BEVERAGE, NES	507	142	99
681 SILVER, PLATINUM, ETC.	52	1 167	39 804	112 ALCOHOLIC BEVERAGES	10 139	4 143	2 924
682 COPPER	135 057	56 455	307	121 TOBACCO, UNMANUFACTURED	422	129	85
684 ALUMINIUM	1 210	446	1 535	122 TOBACCO, MANUFACTURED	5 056	10 904	7 632
685 LEAD	23 757	2 170					

7 IMPORTS AND EXPORTS (SPECIAL TRADE) BY COUNTRIES OF PRODUCTION AND CONSUMPTION AND BY GROUPS OF THE SITC-REV. III 1995

GROUP DESCRIPTION	DT = 100 KG	1 000 DM	1 000 \$	GROUP DESCRIPTION	DT = 100 KG	1 000 DM	1 000 \$
211 HIDES,SKINS(EX.FURS),RAW	966	275	186	725 PAPER,PULP MILL MACHINES	421	742	517
232 SYNTHETIC RUBBER, ETC.	1 599	587	407	726 PRINTNG,BOOKBINDNG MACHS	2 760	13 008	9 207
251 PULP AND WASTE PAPER	3 761	563	393	727 FOOD-PROCESS.MCH.NON DOM	2 050	4 177	2 977
266 SYNTHETIC FIBRES	1 007	305	217	728 OTH.MACH.PTS,SPCL INDUST	6 642	18 289	12 855
267 OTHER MAN-MADE FIBRES	31 837	18 276	12 846	731 METAL REMOVAL WORK TOOLS	1 916	5 291	3 671
268 WOOL, OTHER ANIMAL HAIR	843	855	594	733 MACH-TOOLS,METAL-WORKING	1 258	1 217	868
269 WORN CLOTHING,TEXTL,ARTL	3 030	372	260	735 PARTS,NES,FOR MACH-TOOLS	1 404	3 443	2 399
273 STONE, SAND AND GRAVEL	1 956	54	38	737 METALWORKING MACHNRY NES	1 403	1 594	1 121
278 OTHER CRUDE MINERALS	14 031	567	396	741 HEATING,COOLNG EQUIP,PART	4 116	16 690	11 767
285 ALUMINIUM ORE,CONCTR,ETC	2 728	126	87	742 PUMPS FOR LIQUIDS,PARTS	1 608	6 873	4 825
291 CRUDE ANIMAL MATERIALS,NES	1 462	971	677	743 PUMPS NES,CENTRIFUGS ETC	4 127	13 981	9 680
292 CRUDE VEG.MATERIALS, NES	408	370	259	744 MECHANICAL HANDLING EQUIP	8 584	7 930	5 377
334 PETROLEUM PRODUCTS	18 781	4 402	3 079	745 OTH.NONLEEC MCH,TOOL,NES	2 251	13 199	9 181
335 RESIDUAL PETROL.PRODUCTS	1 745	252	175	746 BALL OR ROLLER BEARINGS	1 684	6 357	4 469
411 ANIMAL OILS AND FATS	2 380	373	264	747 TAPS,COCKS,VALVES,ETC.	1 871	8 899	6 207
422 FIXED VEG.FAT,OILS,OTHER	2 613	413	288	748 TRANSMISSIONS SHAFTS ETC	1 525	5 275	3 667
431 ANIMAL,VEG.FATS,OILS,NES	40 351	6 319	4 399	749 NON-ELECT MACH.PARTS,ETC	565	5 948	4 163
511 HYDROCARBONS,NES,DERIVTS	5 383	437	302	751 OFFICE MACHINES	866	8 437	5 954
512 ALCOHOL,PHENOL,ETC.DERIV	17 412	4 646	3 252	752 AUTOMATC.DATA PROC.EQUIP	1 105	9 663	6 791
513 CARBOXYLIC ACIDS,DERIVTS	30 688	8 411	5 872	759 PARTS,FOR OFFICE MACHINS	116	2 003	1 388
514 NITROGEN-FUNCT.COMPOUNDS	6 996	3 913	2 735	761 TELEVISION RECEIVERS ETC	705	2 192	1 529
515 ORGANO-INORGANIC COMPNDS	3 240	3 618	2 532	762 RADIO-BROADCAST RECEIVER	51	244	171
516 OTHER ORGANIC CHEMICALS	2 678	1 294	900	763 SOUND RECORDER,PHONOGRPH	30	680	470
522 INORGANIC CHEM.ELEMENTS	6 489	2 645	1 862	764 TELECOMM.EQUIP,PARTS NES	5 280	38 562	27 045
523 METAL.SALTS,INORGAN.ACID	12 355	1 785	1 249	771 ELECT POWER MACHNY,PARTS	1 460	2 505	1 767
524 OTHER CHEMICAL COMPOUNDS	2 558	219	152	772 ELEC.SWITCH,RELAY,CIRCUT	4 024	18 436	12 921
531 SYNTH.COLOURS,LAKES,ETC.	2 667	4 671	3 271	773 ELECTR.DISTRIBT.EQPT NES	5 524	8 298	5 740
532 DYEING,TANNING MATERIALS	2 882	581	390	774 ELECTRO-MEDCL,XRAY EQUIP	9 257	14 266	10 477
533 PIGMENTS, PAINTS, ETC.	28 402	15 397	10 754	775 DOM.ELEC,NON-ELEC.EQUIPT	9 233	12 834	8 959
541 MEDICINES,ETC.EXC.GRP542	1 332	9 153	6 345	776 TRANSISTORS,VALVES,ETC.	1 079	3 967	2 760
542 MEDICAMENTS	2 943	14 966	10 439	778 ELECTRIC.MACH.APPART.NES	13 866	18 302	12 794
551 ESSNTL.OIL,PERFUME,FLAVR	1 442	2 938	2 067	781 PASS.MOTOR VEHCLS.EX.BUS	30 844	57 555	40 061
553 PERFUMERY,COSMETICS,ETC.	18 156	15 528	10 807	782 GOODS,SPCL TRANSPORT VEH	34 123	30 506	21 364
554 SOAP,CLEANERS,POLISH,ETC	34 995	8 027	5 599	783 ROAD MOTOR VEHICLES NES	80 455	202 648	141 318
571 POLYMERS OF ETHYLENE	3 855	794	542	734 PARTS,TRACTORS,MOTOR VEH	9 533	25 102	17 488
572 POLYMERS OF STYRENE	8 167	1 741	1 218	785 CYCLES,MOTORCYCLES ETC.	94	169	119
573 POLYMERS,VINYL CHLORIDE	8 643	1 930	1 355	786 TRAILERS,SEMI-TRAIL,ETC	26 804	17 860	12 556
574 POLYACETAL,POLYCARBONATE	7 691	4 021	2 816	791 RAILWAY VEHICLES.EQUIPNT	29 057	3 682	2 600
575 OTH.PLASTIC,PRIMARY FORM	35 474	17 323	12 119	792 AIRCRAFT,ASSTOCT.EQUIPNT	49	642	451
579 PLASTIC WASTE, SCRAP ETC	2 290	117	82	793 SHIP,BOAT,FLOAT.STRUCTRS	2 798	498	348
581 PLASTIC TUBE,PIPE,HOSE	1 957	2 527	1 786	800 CPL IND PLANT CHAP 90/94	7	95	66
582 PLASTIC PLATE,SHEETS,ETC	17 035	10 865	7 577	811 PREFABRICATED BUILDINGS	171	107	76
583 MONOFILAMENT OF PLASTICS	778	600	422	812 PLUMBNG,SANITRY,EQPT,ETC	1 044	1 063	748
591 INSECTICIDES, ETC.	3 580	6 043	4 228	813 LIGHTNG FIXTURES ETC,NES	558	2 470	1 721
592 STARCHES,INULIN,ETC.	6 916	2 545	1 789	821 FURNITURE,CUSHIONS,ETC.	5 008	4 643	3 243
593 EXPLOSIVES,PYROTECHNICS	201	120	85	831 TRUNK,SUIT-CASES,BAG,ETC	87	333	223
597 PREPRD ADDITIVES,LIQUIDS	13 104	4 437	3 090	841 MENS,BOYS CLOTHING,X-KNIT	526	2 322	1 625
598 MISC.CHEMICAL PRODS,NES	37 506	14 799	10 299	842 WOMEN,GIRL CLOTHING,XKNIT	188	1 589	1 093
611 LEATHER	2 219	2 072	1 440	843 MENS,BOYS CLOTHING,KNIT	27	155	110
612 MANUFACT. LEATHER ETC.NES	5	73	53	844 WOMEN,GIRLS CLOTHING,KNIT	229	1 059	729
613 FURSKINS,TANNED,DRESSED	21	96	66	845 OTHR.TEXTILE APPAREL,NES	406	2 487	1 732
621 MATERIALS OF RUBBER	998	1 691	1 175	846 CLOTHING ACCESSRS,FABRIC	689	3 058	2 143
625 RUBBER TYRES,TUBES,ETC.	5 218	2 118	1 466	848 CLOTHING,NONXTL;HEADGEAR	1 212	4 892	3 413
629 ARTICLES OF RUBBER, NES	685	1 977	1 379	851 FOOTWEAR	1 781	2 382	1 654
633 CORK MANUFACTURES	55	220	150	871 OPTICAL INSTRUMENTS,NES	4	449	313
634 VENEERS, PLYWOOD, ETC.	2 948	813	564	872 MEDICAL INSTRUMENTS NES	711	10 399	7 266
635 WOOD MANUFACTURES, NES	1 842	1 281	894	873 METERS,COUNTERS,NES	377	1 366	965
641 PAPER AND PAPERBOARD	178 305	31 224	21 835	874 MEASURE,CONTROL INSTRMNT	921	21 628	15 098
642 PAPER,PAPERBOARD,CUT ETC	32 767	11 619	8 113	881 PHOTOGRAPH APPAR.ETC,NES	43	577	403
651 TEXTILE YARN	9 070	15 392	10 785	882 PHOTO.CINEMATOGRPH.SUPPL	4 065	5 465	3 809
652 COTTON FABRICS, WOVEN	9 648	26 402	18 470	884 OPTICAL GOODS NES	46	994	688
653 FABRICS,MAN-MADE FIBRES	21 087	65 236	45 640	885 WATCHES AND CLOCKS	18	365	251
654 OTH.TEXTILE FABRIC,WOVEN	4 358	18 766	13 187	891 ARMS AND AMMUNITION	99	693	481
655 KNIT.CROCHET.FABRIC NES	3 739	10 440	7 327	892 PRINTED MATTER	4 782	7 822	5 472
656 TULLE,LACE,EMBROIDRY,ETC	523	3 093	2 158	893 ARTICLES,NES,OF PLASTICS	10 031	7 622	5 327
657 SPECIAL YARN,XTL.FABRIC	14 295	20 725	14 483	894 BABY CARRIAGE,TOYS,GAMES	1 275	2 632	1 835
658 TEXTILE ARTICLES NES	432	1 074	748	895 OFFICE,STATIONERY SUPPLS	593	2 328	1 628
659 FLOOR COVERINGS, ETC.	1 058	330	231	897 GOLD,SILVERWARE,JEWEL NES	3	3 077	2 183
661 LIME,CEMENT,CONSTR.MATRL	2 116	152	105	898 MUSICAL INSTRUMENTS,ETC.	594	3 661	2 554
662 CLAY,REFRCT.CONSTR.MATRL	26 859	5 297	3 719	899 MISC MANUFCTRD GOODS NES	1 232	9 715	6 791
663 MINERAL MANUFACTURES,NES	12 514	4 751	3 304	941 COMPL IND PLANT CHAPT 99	30	152	106
664 GLASS	2 282	1 304	909				
665 GLASSWARE	4 303	1 959	1 370	ALBANIA			
666 POTTERY	12	47	32				
667 PEARLS,PRECIOUS STONES		71	48	IMPORTS	104 911	31 906	22 355
671 PIG IRON,SPIEGELEISN,ETC	632	95	68	054 VEGETABLES	1 483	234	161
672 INGOTS ETC.IRON OR STEEL	722	136	95	056 VEGETABLES,PRPD,PRSD,NES	617	90	64
673 FLAT-ROLLED IRON ETC.	41 446	5 319	3 730	057 FRUIT,NUTS EXCL.OIL NUTS	4 762	922	643
674 FLAT-ROLLED PLATED IRON	2 782	455	321	058 FRUIT,PRESERVED,PREPARED	315	49	36
675 FLAT-ROLLED, ALLOY STEEL	10 757	4 295	3 005	059 SPICES	1 271	272	188
676 IRON,STL,BAR,SHAPES ETC.	13 357	2 775	1 939	121 TOBACCO, UNMANUFACTURED	2 862	1 169	813
677 RAILWAY TRACK IRON,STEEL	48	97	66	282 FERROUS WASTE AND SCRAP	57 719	1 177	826
678 WIRE OF IRON OR STEEL	2 524	904	631	288 NON-FERROUS WASTE, SCRAP	1 870	467	328
679 TUBES,PIPES,ETC.IRON,STL	17 575	3 743	2 638	292 CRUDE VEG.MATERIALS, NES	21 709	5 172	3 625
681 SILVER,PLATINUM,ETC.	2	404	287	551 ESSNTL.OIL,PERFUME,FLAVR	33	149	102
682 COPPER	3 396	3 201	2 222	634 VENEERS, PLYWOOD, ETC.	2 842	422	298
683 NICKEL	333	661	458	635 WOOD MANUFACTURES, NES	302	68	47
684 ALUMINIUM	15 757	9 631	6 786	653 FABRICS,MAN-MADE FIBRES	19	50	36
687 TIN	63	133	92	682 COPPER	1 263	257	183
689 MISC.NON-FERR.BASE METAL	7	143	95	689 MISC.NON-FERR.BASE METAL	235	198	132
691 METALLIC STRUCTURES NES	5 389	2 349	1 661	895 TOOLS	96	41	30
692 CONTAINERS,STORAGE,TRNSP	724	658	465	781 PASS.MOTOR VEHCLS.EX.BUS	35	60	43
693 WIRE PRODUCTS EXCL.ELECT	567	721	500	841 MENS,BOYS CLOTHING,X-KNIT	228	587	399
694 NAILS,SCREWS,NUTS,ETC.	1 553	1 534	1 066	842 WOMEN,GIRL CLOTHING,XKNIT	4 991	16 314	11 422
695 TOOLS	1 301	4 676	3 258	844 WOMEN,GIRLS CLOTHING,KNIT	17	150	106
696 CUTLERY	385	1 119	779	845 OTHR.TEXTILE APPAREL,NES	42	52	37
697 HOUSEHOLD EQUIPMENT,NES	381	499	349	851 FOOTWEAR	8	49	35
699 MANUFACTS.BASE METAL,NES	12 213	9 245	6 462	892 PRINTED MATTER	145	193	136
700 CPL IND PLANT (84/85/87)	2 103	373	260	896 WORKS OF ART,ANTIQUE ETC	1	546	374
711 STEAM GENER. BOILERS,ETC.	273	538	378	899 MISC MANUFCTRD GOODS NES	32	270	193
712 STEAM TURBINES	17	326	230				
713 INTRNL COMBUS PSTN ENGIN	2 988	8 433	5 926	EXPORTS	76 633	58 677	41 218
714 ENGINES,MOTORS NON-ELECT	130	8 294	5 892	011 BOVINE MEAT	587	104	73
716 ROTATING ELECTRIC PLANT	1 118	1 892	1 322	024 CHEESE AND CURD	4 225	1 383	965
718 OTH.PDMR,GENRTNG,MACHNRY	156	954	700	061 SUGARS,MOLASSES,HONEY	21 525	1 035	731
721 AGRIC.MACHINES,EX.TRACTR	3 929	4 573	3 206	071 COFFEE,COFFEE SUBSTITUTE	61	127	90
723 CIVIL ENGINEERING EQUIPT	13 236	19 896	13 769				
724 TEXTILE,LEATHER MACHINES	2 676	14 827	10 361				

7 IMPORTS AND EXPORTS (SPECIAL TRADE) BY COUNTRIES OF PRODUCTION AND CONSUMPTION AND BY GROUPS OF THE SITC-REV. III 1995

GROUP DESCRIPTION	DT = 100 KG	1 000 DM	1 000 \$	GROUP DESCRIPTION	DT = 100 KG	1 000 DM	1 000 \$
073 CHOCOLATE,OTH.COCOA PREP	43	51	36	223 OILSEED(OTH.FIX.VEG.OIL)	1 369	234	163
091 MARGARINE AND SHORTENING	362	46	33	247 WOOD ROUGH,ROUGH SQUARED	2 442	84	59
098 EDIBLE PROD.PREPRITS,NES	510	210	145	248 WOOD, SIMPLY WORKED	141 370	5 638	3 948
112 ALCOHOLIC BEVERAGES	2 033	249	175	251 PULP AND WASTE PAPER	1 871	178	123
122 TOBACCO, MANUFACTURED	186	178	126	263 COTTON	759	211	150
248 WOOD, SIMPLY WORKED	1 187	236	165	265 VEGETABLE TEXTILE FIBRES	2 942	346	234
421 FIXED VEG.FAT,OILS, SOFT	1 317	148	103	267 OTHER MAN-MADE FIBRES	1 747	184	130
513 CARBOXYLIC ACIDS,DERIVTS	105	91	63	268 WOOL, OTHER ANIMAL HAIR	1 820	704	499
514 NITROGEN-FUNCT.COMPOUNDS	373	120	85	269 WORN CLOTHING,TEXTL.ARTL	778	157	110
515 ORGANO-INORGANIC COMPNDS	16	150	100	273 STONE, SAND AND GRAVEL	5 822	237	168
533 PIGMENTS, PAINTS, ETC.	105	72	49	274 SULPHUR,UNRSTD.IRON PYRS	97 108	1 001	711
541 MEDICINES,ETC.EXC.GRP542	13	165	117	277 NATURAL ABRASIVES, NES	2	202	142
542 MEDICAMENTS	49	155	108	278 OTHER CRUDE MINERALS	25 295	893	627
553 PERFUMERY,COSMETICS,ETC.	299	140	100	282 FERROUS WASTE AND SCRAP	60 161	7 390	5 175
554 SOAP,CLEANERS,POLISH,ETC	188	72	51	288 NON-FERROUS WASTE,SCRAP	148 908	23 705	16 598
574 POLYACETAL,POLYCARBONATE	400	146	102	289 PREC.METAL ORES,CONCRTS	10	11 254	7 987
575 OTH.PLASTIC,PRIMARY FORM	910	168	119	291 CRUDE ANIMAL MATERLS,NES	4 572	842	592
582 PLASTIC PLATE,SHEETS,ETC	507	215	154	292 CRUDE VEG.MATERIALS, NES	2 076	510	359
593 EXPLOSIVES,PYROTECHNICS	242	281	200	333 PETROLEUM OILS, CRUDE	551 480	9 423	6 701
598 MISC.CHEMICAL PRODS.NES	324	203	146	335 RESIDUAL PETROL.PRODUCTS	8 102	296	209
641 PAPER AND PAPERBOARD	642	392	277	431 ANIMAL,VEG.FATS,OILS,NES	950	482	336
642 PAPER,PAPERBOARD,CUT ETC	239	115	79	511 HYDROCARBONS,NES,DERIVTS	26 860	2 804	1 982
651 TEXTILE YARN	25	197	140	512 ALCOHOL,PHENOL,ETC.DERIV	758	287	201
652 COTTON FABRICS, WOVEN	79	372	257	513 CARBOXYLIC ACIDS,DERIVTS	49 194	5 912	4 155
653 FABRICS,MAN-MADE FIBRES	2 820	9 087	6 371	514 NITROGEN-FUNCT.COMPOUNDS	50	257	174
654 OTH.TEXTILE FABRIC,WOVEN	616	1 778	1 253	515 ORGANO-INORGANIC COMPNDS	6 052	3 024	2 194
655 KNIT,CROCHET.FABRIC NES	89	325	228	516 OTHER ORGANIC CHEMICALS	380	77	52
656 TULLE,LACE,EMBROIDRY,ETC	31	120	85	522 INORGANIC CHEM.ELEMENTS	128 854	11 883	8 281
657 SPECIAL YARN,XTL.FABRIC	359	733	512	523 METAL.SALTS,INORGAN.ACID	14 801	917	655
658 TEXTILE ARTICLES NES	25	45	30	524 OTHER CHEMICAL COMPOUNDS	4 623	812	567
659 FLOOR COVERINGS, ETC.	185	99	68	533 PIGMENTS, PAINTS, ETC.	7 394	1 416	988
662 CLAY,REFRCT.CONSTR.MATRL	1 576	162	116	541 MEDICINES,ETC.EXC.GRP542	237	490	339
665 GLASSWARE	59	54	34	551 ESSNTL.OIL,PERFUME,FLAVR	2 218	456	318
679 TUBES,PIPES,ETC.IRON,STL	1 057	284	201	554 SOAP,CLEANERS,POLISH,ETC	1 824	486	340
684 ALUMINIUM	36	76	50	562 FERTILIZER,EXCEPT GRP272	233 178	4 879	3 441
691 METALLIC STRUCTURES NES	97	45	32	571 POLYMERS OF ETHYLENE	1 000	133	87
692 CONTAINERS, STORAGE, TRNSP	111	76	52	573 POLYMERS,VINYL CHLORIDE	7 145	1 007	707
695 TOOLS	98	197	140	575 OTH.PLASTIC,PRIMARY FORM	8 922	3 158	2 193
699 MANUFACTS.BASE METAL,NES	377	588	410	579 PLASTIC WASTE, SCRAP ETC	3 464	265	185
713 INTRNL COMBUS PSTN ENGIN	76	743	518	581 PLASTIC TUBE,PIPE,HOSE	58	75	52
716 ROTATING ELECTRIC PLANT	44	123	87	582 PLASTIC PLATE,SHEETS,ETC	2 071	248	169
721 AGRIC.MACHINES,EX.TRACTR	1 439	1 950	1 382	592 STARCHES,INULIN,ETC.	61 796	35 031	24 541
722 TRACTORS	266	448	315	598 MISC.CHEMICAL PRODS.NES	20 634	1 615	1 138
723 CIVIL ENGINEERING EQUIPT	1 008	826	587	611 LEATHER	1 443	451	319
724 TEXTILE,LEATHER MACHINES	46	212	146	613 FURSKINS,TANNED,DRESSED	220	3 212	2 243
727 FOOD-PROCESS.MCH.NON DOM	99	606	418	625 RUBBER TYRES,TUBES,ETC.	27 777	2 350	1 644
728 OTH.MACH,PTS,SPCL INDUST	587	918	619	634 VENEERS,PLYWOOD, ETC.	27 796	3 338	2 342
731 METAL REMOVAL WORK TOOLS	21	100	67	635 WOOD MANUFACTURES, NES	8 064	523	369
737 METALWORKING MACHNRY NES	28	131	93	642 PAPER,PAPERBOARD,CUT ETC	626	459	320
741 HEATING,COOLING EQUIP,PART	170	925	651	651 TEXTILE YARN	12 245	7 307	5 103
742 PUMPS FOR LIQUIDS,PARTS	599	1 904	1 354	652 COTTON FABRICS, WOVEN	2 362	1 626	1 137
743 PUMPS NES,CENTRIFUGS ETC	18	95	66	653 FABRICS,MAN-MADE FIBRES	670	713	511
744 MECHANICAL HANDLING EQUIP	97	116	81	655 KNIT,CROCHET.FABRIC NES	39	75	52
745 OTH.NONELEC MCH,TOOL,NES	39	281	198	656 TULLE,LACE,EMBROIDRY,ETC	4	59	41
746 BALL OR ROLLER BEARINGS	16	48	33	657 SPECIAL YARN,XTL.FABRIC	8 559	2 050	1 443
747 TAPS,COCKS,VALVES,ETC.	122	283	201	658 TEXTILE ARTICLES NES	1 766	1 493	1 052
748 TRANSMISSIONS SHAFTS ETC	9	138	98	659 FLOOR COVERINGS, ETC.	7	82	56
749 NON-ELECT MACH.PARTS,ETC	10	168	119	661 LIME,CEMENT,CONSTR.MATRL	128 827	862	613
752 AUTOMATC.DATA PROC.EQUIP	37	435	307	664 GLASS	30 868	1 754	1 223
759 PARTS,FOR OFFICE MACHINS	3	169	121	665 GLASSWARE	1 268	169	117
761 TELEVISION RECEIVERS ETC	264	355	247	666 POTTERY	1 179	171	120
764 TELECOMM.EQUIP.PARTS NES	26	136	92	667 PEARLS,PRECIOUS STONES	8	495	344
771 ELECT POWER MACHNY.PARTS	277	312	214	671 PIG IRON,SPIEGELISN,ETC	59 797	6 683	4 659
772 ELEC.SWITCH.RELAY.CIRCUIT	110	1 211	851	672 INGOTS ETC.IRON OR STEEL	242 231	8 187	5 803
773 ELECTR.DISTRIBT.EQPT NES	1 665	1 052	723	673 FLAT-ROLLED IRON ETC.	523 009	29 211	20 308
774 ELECTRO-MEDCL.XRAY EQUIP	108	2 144	1 531	676 IRON,STL.BAR,SHAPES ETC.	181 554	11 745	8 156
775 DOM.ELEC,NON-ELEC.EQUIPT	39	86	61	677 RAILWAY TRACK IRON,STEEL	185	43	30
778 ELECTRIC.MACH.APPT.NES	60	118	77	678 WIRE OF IRON OR STEEL	31 080	1 669	1 159
781 PASS.MOTOR VEHCLS.EX.BUS	1 909	1 795	1 256	679 TUBES,PIPES,ETC.IRON,STL	49 194	4 718	3 299
782 GOODS,SPCL TRANSPORT VEH	6 862	2 986	2 111	682 COPPER	29 525	6 852	4 845
783 ROAD MOTOR VEHICLES NES	1 133	200	140	684 ALUMINIUM	21 422	4 867	3 422
784 PARTS,TRACTORS,MOTOR VEH	981	1 928	1 345	687 TIN	248	257	180
786 TRAILERS,SEMI-TRAIL,ETC	895	219	153	689 MISC.NON-FERR.BASE METAL	*	*	*
821 FURNITURE,CUSHIONS,ETC.	181	138	94	691 METALLIC STRUCTURES NES	6 910	1 121	785
841 MENS,BOYS CLOTHING,X-KNIT	10	49	33	692 CONTAINERS, STORAGE, TRNSP	411	63	45
842 WOMEN,GIRL CLOTHING,XKNIT	140	563	388	693 WIRE PRODUCTS EXCL.ELECT	1 057	176	121
846 CLOTHING ACCESSRS,FABRIC	71	422	295	694 NAILS,SCREWS,NUTS,ETC.	4 722	1 412	988
848 CLOTHING,NONTXTL;HEADGEAR	8	388	270	695 TOOLS	844	389	278
871 OPTICAL INSTRUMENTS,NES	1	71	50	697 HOUSEHOLD EQUIPMENT,NES	355	72	51
872 MEDICAL INSTRUMENTS NES	311	936	649	699 MANUFACTS.BASE METAL,NES	39 440	3 040	2 119
873 METERS,COUNTERS,NES	145	323	220	714 ENGINES,MOTORS NON-ELECT	197	2 907	2 076
874 MEASURE,CONTROL INSTRMNT	56	1 043	740	716 ROTATING ELECTRIC PLANT	316	620	434
892 PRINTED MATTER	531	1 024	715	721 AGRIC.MACHINES,EX.TRACTR	3 990	671	471
893 ARTICLES,NES,OF PLASTICS	798	369	262	722 TRACTORS	809	288	201
896 WORKS OF ART,ANTIQUE ETC	1	311	221	723 CIVIL ENGINEERING EQUIPT	3 632	853	590
898 MUSICAL INSTRUMENTS,ETC.	15	121	82	724 TEXTILE,LEATHER MACHINES	48	64	47
899 MISC MANUFACTRD GOODS NES	57	723	511	725 PAPER,PULP MILL MACHINES	516	126	89
				727 FOOD-PROCESS.MCH.NON DOM	73	43	30
				728 OTH.MACH,PTS,SPCL INDUST	3 291	2 185	1 539
				731 METAL REMOVAL WORK TOOLS	914	379	266
				733 MACH-TOOLS,METAL-WORKING	415	364	257
				735 PARTS,NES,FOR MACH-TOOLS	568	254	179
				737 METALWORKING MACHNRY NES	799	291	205
				743 PUMPS NES,CENTRIFUGS ETC	1 883	657	456
				744 MECHANICAL HANDLING EQUIP	9 915	3 565	2 497
				745 OTH.NONELEC MCH,TOOL,NES	481	1 180	823
				746 BALL OR ROLLER BEARINGS	1 330	1 097	781
				747 TAPS,COCKS,VALVES,ETC.	308	597	411
				748 TRANSMISSIONS SHAFTS ETC	32 228	2 717	1 896
				749 NON-ELECT MACH.PARTS,ETC	1 410	157	106
				751 OFFICE MACHINES		48	33
				759 PARTS,FOR OFFICE MACHINS	81	135	95
				762 RADIO-BROADCAST RECEIVER	29	354	252
				764 TELECOMM.EQUIP.PARTS NES	585	300	206
				771 ELECT POWER MACHNY.PARTS	7 069	2 266	1 587
				772 ELEC.SWITCH.RELAY.CIRCUIT	28	221	153
				773 ELECTR.DISTRIBT.EQPT NES	4 585	7 341	5 178
				775 DOM.ELEC,NON-ELEC.EQUIPT	68	61	43
UKRAINE							
IMPORTS	4 651 609	613 976	429 666				
001 LIVE ANIMALS	851	327	229				
012 OTHER MEAT, MEAT OFFAL	240	162	114				
022 MILK AND CREAM	2 305	479	326				
034 FISH,FRESH,CHILLED,FROZEN	214	70	49				
043 BARLEY, UNMILLED	179 440	5 045	3 549				
045 OTHER CEREALS, UNMILLED	953	84	60				
054 VEGETABLES	696 223	17 198	12 138				
056 VEGETABLES,PRPD,PRSD,NES	1 722	117	78				
059 FRUIT, VEGETABLE JUICES	77 080	13 175	9 147				
061 SUGARS,MOLASSES,HONEY	114 601	2 010	1 357				
062 SUGAR CONFECTIONERY	394	66	49				
074 TEA AND MATE	74	47	32				
075 SPICES	2 227	123	88				
081 ANIMAL FEED STUFF	803	76	54				
112 ALCOHOLIC BEVERAGES	16 904	12 084	8 459				
211 HIDES,SKINS(EX.FURS),RAW	12 726	2 375	1 663				

7 IMPORTS AND EXPORTS (SPECIAL TRADE) BY COUNTRIES OF PRODUCTION AND CONSUMPTION AND BY GROUPS OF THE SITC-REV. III 1995

GROUP DESCRIPTION	DT = 100 KG	1 000 DM	1 000 \$	GROUP DESCRIPTION	DT = 100 KG	1 000 DM	1 000 \$
776 TRANSISTORS, VALVES, ETC.	66	110	78	581 PLASTIC TUBE, PIPE, HOSE	803	886	615
778 ELECTRIC MACH. APPART. NES	28 933	7 301	5 098	582 PLASTIC PLATE, SHEETS, ETC	4 466	3 539	2 468
781 PASS. MOTOR VEHCLS. EX. BUS	264	332	230	583 MONOFILAMENT OF PLASTICS	1 868	1 550	1 089
782 GOODS, SPCL. TRANSPORT VEH	5 701	5 098	3 331	591 INSECTICIDES, ETC.	14 568	28 438	19 886
784 PARTS, TRACTORS, MOTOR VEH	2 412	766	538	592 STARCHES, INULIN, ETC.	4 980	2 457	1 718
785 CYCLES, MOTORCYCLES ETC.	1 495	649	456	593 EXPLOSIVES, PYROTECHNICS	290	411	286
786 TRAILERS, SEMI-TRAILER, ETC	42 004	3 944	2 746	597 PREPRD ADDITIVES, LIQUIDS	8 776	2 643	1 842
791 RAILWAY VEHICLES, EQUIPNT	50 217	6 437	4 515	598 MISC. CHEMICAL PRODS. NES	26 477	11 744	8 230
792 AIRCRAFT, ASSOCTD. EQUIPNT	28	74	49	600 CPL IND PLANT CHAP 69-76	9 320	14 955	10 275
813 LIGHTING FIXTURES ETC. NES	2 505	716	503	611 LEATHER	447	1 505	1 053
821 FURNITURE, CUSHIONS, ETC.	48 854	9 175	6 413	612 MANUFACT. LEATHER ETC. NES	5	58	37
831 TRUNK, SUIT-CASES, BAG, ETC	856	575	399	613 FURSKINS, TANNED, DRESSED	44	631	439
841 MENS, BOYS CLOTHNG, X-KNIT	12 320	35 843	25 118	621 MATERIALS OF RUBBER	309	594	421
842 WOMEN, GIRL CLOTHNG, X-KNIT	33 933	132 308	92 437	625 RUBBER TYRES, TUBES, ETC.	8 581	2 795	1 963
843 MENS, BOYS CLOTHNG, KNIT	135	202	141	629 ARTICLES OF RUBBER, NES	23 730	20 947	14 632
844 WOMEN, GIRLS CLOTHNG, KNIT	1 086	3 227	2 255	633 CORK MANUFACTURES	150	158	107
845 OTHR. TEXTILE APPAREL, NES	4 591	12 969	9 066	634 VENEERS, PLYWOOD, ETC.	8 278	1 558	1 078
846 CLOTHING ACCESSRS, FABRIC	1 856	3 600	2 500	635 WOOD MANUFACTURES, NES	6 810	2 696	1 873
848 CLOTHING, NONXTL; HEADGEAR	351	2 040	1 447	641 PAPER AND PAPERBOARD	34 415	18 092	12 640
851 FOOTWEAR	10 216	10 480	7 302	642 PAPER, PAPERBOARD, CUT ETC	29 490	10 515	7 337
871 OPTICAL INSTRUMENTS, NES	10	63	40	651 TEXTILE YARN	3 060	6 545	4 603
872 MEDICAL INSTRUMENTS NES	28	79	55	652 COTTON FABRICS, WOVEN	4 232	10 005	7 013
874 MEASURE, CONTROL INSTRMNT	37	433	301	653 FABRICS, MAN-MADE FIBRES	27 271	74 354	52 025
881 PHOTOGRAPH APPAR. ETC. NES	14	103	70	654 OTH. TEXTILE FABRIC, WOVEN	8 520	28 338	19 982
884 OPTICAL GOODS NES	16	124	86	655 KNIT, CROCHET, FABRIC NES	2 948	6 699	4 716
891 ARMS AND AMMUNITION	195	1 914	1 359	656 TULLE, LACE, EMBROIDRY, ETC	573	3 474	2 445
892 PRINTED MATTER	477	181	126	657 SPECIAL YARN, TXTL. FABRIC	6 756	11 874	8 321
893 ARTICLES, NES, OF PLASTICS	886	94	66	658 TEXTILE ARTICLES NES	692	1 095	772
894 BABY CARRIAGE, TOYS, GAMES	510	1 131	784	659 FLOOR COVERINGS, ETC.	3 204	2 027	1 420
895 OFFICE, STATIONERY SUPPLS	369	94	65	661 LIME, CEMENT, CONSTR. MATRL	475	196	137
896 WORKS OF ART, ANTIQUE ETC	10	78	55	662 CLAY, REFRCT. CONSTR. MATRL	38 581	4 864	3 398
898 MUSICAL INSTRUMENTS, ETC.	1 223	1 067	753	663 MINERAL MANUFACTURES, NES	17 439	3 264	2 279
899 MISC MANUFCTRD GOODS NES	8 094	1 442	999	664 GLASS	1 295	727	499
EXPORTS	1 911 625	1 796 554	1 256 389	665 GLASSWARE	3 519	1 290	895
001 LIVE ANIMALS	1 644	3 268	2 346	666 POTTERY	123	174	122
012 OTHER MEAT, MEAT OFFAL	5 008	1 029	715	667 PEARLS, PRECIOUS STONES	921	217	151
017 MEAT, OFFL. PRPD, PRSD, NES	5 044	2 276	1 591	671 PIG IRON, SPIEGELEISN, ETC	45 801	2 222	156
022 MILK AND CREAM	36 005	7 826	5 503	673 FLAT-ROLLED IRON ETC.	1 346	3 874	2 616
023 BUTTER, OTHER FAT OF MILK	327	166	112	674 FLAT-ROLLED PLATED IRON	4 472	264	187
024 CHEESE AND CURD	3 222	1 685	1 180	675 FLAT-ROLLED, ALLOY STEEL	1 904	966	685
025 EGGS, BIRDS, YOLKS, ALBUMIN	200	87	60	676 IRON, STL, BAR, SHAPES ETC.	416	692	493
034 FISH, FRESH, CHILLED, FROZEN	3 392	412	289	678 WIRE OF IRON OR STEEL	18 116	231	154
035 FISH, DRIED, SALTED, SMOKED	74	90	62	679 TUBES, PIPES, ETC. IRON, STL	15	5 557	3 829
036 CRUSTACEANS, MOLLUSCS ETC	464	442	306	681 SILVER, PLATINUM, ETC.	10 502	10 882	7 722
037 FISH ETC. PREPD, PRSD, NES	852	735	513	682 COPPER	6 947	6 606	4 622
044 MAIZE UNMILLED	312	459	326	683 NICKEL	185	348	243
048 CEREAL PREPARATIONS	8 166	3 230	2 253	684 ALUMINIUM	653	3 583	2 517
054 VEGETABLES	1 879	884	624	685 LEAD	444	95	68
056 VEGETABLES, PRPD, PRSD, NES	3 008	945	655	686 ZINC	231	104	74
057 FRUIT, NUTS EXCL. OIL NUTS	2 338	455	311	687 TIN	6 361	268	189
058 FRUIT, PRESERVED, PREPARED	3 683	1 410	974	689 METALLIC STRUCTURES NES	1 197	3 855	2 700
059 FRUIT, VEGETABLE JUICES	19 882	2 248	1 591	691 CONTAINERS, STORAGE, TRNSP	7 005	1 277	901
061 SUGARS, MOLASSES, HONEY	645	76	49	693 WIRE PRODUCTS EXCL. ELECT	436	3 150	2 206
062 SUGAR CONFECTIONERY	2 207	1 510	1 038	694 NAILS, SCREWS, NUTS, ETC.	1 399	3 816	2 651
071 COFFEE, COFFEE SUBSTITUTE	5 598	7 890	5 504	695 TOOLS	337	698	487
072 COCOA	1 957	212	143	696 CUTLERY	1 496	2 016	1 402
073 CHOCOLATE, OTH. COCOA PREP	31 058	16 351	11 371	697 HOUSEHOLD EQUIPMENT, NES	3 405	4 297	3 002
074 TEA AND MATE	427	568	399	699 MANUFACTS. BASE METAL, NES	50 181	207 487	144 295
075 SPICES	146	150	101	700 CPL IND PLANT (84/85/87)	173	504	349
081 ANIMAL FEED STUFF	8 859	1 507	1 061	711 STEAM GENER. BOILERS, ETC.	1	54	38
091 MARGARINE AND SHORTENING	13 454	2 144	1 483	712 STEAM TURBINES	1 474	5 991	4 191
098 EDIBLE PROD. PREPTRNS, NES	20 105	12 986	9 036	713 INTRNL COMBUS PSTN ENGIN	5 815	10 376	7 209
111 NON-ALCOHOL. BEVERAGE, NES	23 630	2 030	1 433	716 ROTATING ELECTRIC PLANT	340	987	685
112 ALCOHOLIC BEVERAGES	313 177	48 198	33 761	718 OTH. POWR. GENRTNG. MACHNRY	41 166	77 921	54 843
121 TOBACCO, UNMANUFACTURED	1 144	480	334	721 AGRIC. MACHINES, EX. TRACTR	1 291	1 422	999
122 TOBACCO, MANUFACTURED	25 971	48 908	34 238	722 TRACTORS	4 682	11 112	7 844
212 FURSKINS, RAW	307	2 636	1 859	723 CIVIL ENGINEERING EQUIPT	6 290	13 613	9 533
222 OILSEED(SFT. FIX VEG. OIL)	1 902	584	412	724 TEXTILE, LEATHER MACHINES	211	1 430	961
231 NATURAL RUBBER, ETC.	1 334	76	53	725 PAPER, PULP MILL MACHINES	1 061	4 218	2 955
232 SYNTHETIC RUBBER, ETC.	9 191	1 277	884	726 PRINTNG, BOOKBINDNG MACHS	3 427	7 728	5 431
248 WOOD, SIMPLY WORKED	1 916	285	197	727 FOOD-PROCESS. MCH. NON DOM	19 830	55 986	39 620
251 PULP AND WASTE PAPER	1 096	178	124	728 OTH. MACH. PTS, SPCL INDUSTR	610	2 135	1 467
266 SYNTHETIC FIBRES	322	105	73	731 METAL REMOVAL WORK TOOLS	1 732	9 453	6 568
267 OTHER MAN-MADE FIBRES	835	408	286	733 MACH-TOOLS, METAL-WORKING	183	1 019	704
269 WORN CLOTHING, TEXTIL. ARTL	8 957	797	559	735 PARTS, NES, FOR MACH-TOOLS	1 349	3 533	2 455
273 STONE, SAND AND GRAVEL	5 691	81	58	737 METALWORKING MACHNRY NES	5 474	27 684	19 443
277 NATURAL ABRASIVES, NES	1 602	1 055	703	741 HEATING, COOLNG EQUIP, PART	929	5 820	4 086
278 OTHER CRUDE MINERALS	31 584	558	743	742 PUMPS FOR LIQUIDS, PARTS	4 133	11 144	7 796
291 CRUDE ANIMAL MATERLS. NES	1 091	148	105	743 PUMPS NES, CENTRIFUGS ETC	9 176	17 597	12 387
292 CRUDE VEG. MATERIALS, NES	3 902	16 621	11 692	744 MECHANICAL HANDLING EQUIP	9 037	37 290	26 231
334 PETROLEUM PRODUCTS	53 789	7 395	5 169	745 OTH. NONELEC MCH, TOOL, NES	1 013	3 547	2 507
335 RESIDUAL PETROL. PRODUCTS	1 764	330	233	746 BALL OR ROLLER BEARINGS	749	7 443	5 181
421 FIXED VEG. FAT, OILS, SOFT	9 856	1 444	1 014	747 TAPS, COCKS, VALVES, ETC.	855	2 853	1 962
431 ANIMAL, VEG. FATS, OILS, NES	4 296	558	366	748 TRANSMISSIONS SHAFTS ETC	97	3 966	2 761
511 HYDROCARBONS, NES, DERIVTS	21 596	1 622	1 133	749 NON-ELECT MACH. PARTS, ETC	694	3 386	2 345
512 ALCOHOL, PHENOL, ETC. DERIV	2 975	436	302	751 OFFICE MACHINES	2 478	16 324	11 414
513 CARBOXYLIC ACIDS, DERIVTS	7 241	2 211	1 530	752 AUTOMATC. DATA PROC. EQUIP	301	5 371	3 748
514 NITROGEN-FUNCT. COMPOUNDS	48 335	13 249	1 616	753 PARTS, FOR OFFICE MACHINS	1 035	3 058	2 127
515 ORGANO-INORGANIC COMPNDS	4 480	2 303	1 184	754 TELEVISION RECEIVERS ETC	41	373	259
516 OTHER ORGANIC CHEMICALS	6 237	261	1 887	755 RADIO-BROADCAST RECEIVER	54	855	593
522 INORGANIC CHEM. ELEMENTS	6 307	2 719	1 887	756 SOUND RECORDER, PHONOGRPH	4 258	32 885	23 147
523 METAL. SALTS, INORGAN. ACID	3 901	937	657	757 TELECOMM. EQUIP. PARTS NES	307	1 857	1 143
524 OTHER CHEMICAL COMPOUNDS	293	2 095	1 467	771 ELECT POWER MACHNRY, PARTS	1 073	9 368	6 549
531 SYNTH. COLOURS, LAKES, ETC.	1 602	1 063	740	772 ELEC. SWITCH, RELAY, CIRCUIT	4 396	6 197	4 338
532 DYEING, TANNING MATERIALS	1 331	444	317	773 ELECTR DISTRIB. EQPT NES	743	20 000	13 940
533 PIGMENTS, PAINTS, ETC.	44 696	18 301	12 869	774 ELECTRO-MEDCL. XRAY EQUIP	6 114	11 855	8 245
541 MEDICINES, ETC. EXC. GRP542	531	4 965	32 511	775 DOM. ELEC. NON-ELEC. EQUIPT	2 337	4 391	3 070
542 MEDICAMENTS	9 473	46 928	32 511	776 TRANSISTORS, VALVES, ETC.	7 907	11 714	8 185
551 ESSNTL. OIL, PERFUME, FLAVR	337	556	394	777 ELECTRIC MACH. APPART. NES	72 037	106 727	74 554
553 PERFUMERY, COSMETICS, ETC.	18 462	13 913	9 779	778 PASS. MOTOR VEHCLS. EX. BUS	33 894	22 783	16 084
554 SOAP, CLEANERS, POLISH, ETC	49 533	14 198	9 905	782 GOODS, SPCL. TRANSPORT VEH	27 160	33 667	23 450
571 POLYMERS OF ETHYLENE	6 083	1 737	1 237	783 ROAD MOTOR VEHICLES NES	14 777	37 295	26 103
572 POLYMERS OF STYRENE	6 374	1 341	902	784 PARTS, TRACTORS, MOTOR VEH	133	867	612
573 POLYMERS, VINYL CHLORIDE	1 155	307	216	785 CYCLES, MOTORCYCLES ETC.	26 243	15 586	10 969
574 POLYACETAL, POLYCARBONATE	21 140	7 157	4 986	786 TRAILERS, SEMI-TRAILR, ETC	15	94	65
575 OTH. PLASTIC, PRIMARY FORM	8 010	3 944	2 748	791 RAILWAY VEHICLES, EQUIPNT	5	133	94
				792 AIRCRAFT, ASSOCTD. EQUIPNT	98	333	230
				793 SHIP, BOAT, FLOAT. STRUCTRS			

7 IMPORTS AND EXPORTS (SPECIAL TRADE) BY COUNTRIES OF PRODUCTION AND CONSUMPTION AND BY GROUPS OF THE SITC-REV. III 1995

GROUP DESCRIPTION	DT = 100 KG	1 000 DM	1 000 \$	GROUP DESCRIPTION	DT = 100 KG	1 000 DM	1 000 \$
800 CPL IND PLANT CHAP 90/94	759	6 567	4 555	699 MANUFACTS.BASE METAL,NES	23 333	2 645	1 852
811 PREFABRICATED BUILDINGS	2 094	1 215	838	713 INTRNL COMBUS PSTN ENGIN	770	462	325
812 PLUMBING, SANITRY, EQPT, ETC	1 775	2 473	1 742	716 ROTATING ELECTRIC PLANT	323	267	188
813 LIGHTING FIXTURES ETC,NES	3 664	3 431	2 383	718 OTH.POWR.GENRTNG.MACHNRY	149	127	86
821 FURNITURE,CUSHIONS,ETC.	18 462	17 607	12 310	721 AGRIC.MACHINES,EX.TRACTR	2 241	367	260
831 TRUNK,SUIT-CASES,BAG,ETC	478	1 584	1 119	722 TRACTORS	42 414	12 562	8 737
841 MENS,BOYS CLOTHING,X-KNIT	552	2 651	1 847	723 CIVIL ENGINEERING EQUIPT	208	96	68
842 WOMEN,GIRL CLOTHING,XKNIT	649	4 718	3 271	724 TEXTILE,LEATHER MACHINES	23	70	48
843 MENS,BOYS CLOTHING,KNIT	95	1 007	718	728 OTH.MACH.PTS,SPCL INDUST	157	234	161
844 WOMEN,GIRLS CLOTHING,KNIT	196	2 049	1 436	731 METAL REMOVAL WORK TOOLS	917	307	214
845 OTHR.TEXTILE APPAREL,NES	1 202	9 458	6 588	735 PARTS,NES,FOR MACH-TOOLS	160	106	73
846 CLOTHING ACCESSRS,FABRIC	987	4 285	2 997	737 METALWORKING MACHNRY NES	23	65	45
848 CLOTHING,NONTXTL;HEADGEAR	1 395	5 609	3 898	741 HEATING,COOLING EQUIP,PART	280	125	87
851 FOOTWEAR	3 142	8 047	5 661	742 PUMPS FOR LIQUIDS,PARTS	47	71	52
871 OPTICAL INSTRUMENTS,NES	20	1 133	787	743 PUMPS NES,CENTRIFUGS ETC	3 263	7 619	5 330
872 MEDICAL INSTRUMENTS NES	785	12 993	9 074	744 MECHANICAL HANDLING EQUIP	420	59	40
873 METERS,COUNTERS,NES	411	1 598	1 124	745 OTH.NONELEC MCH,TOOL,NES	41	58	40
874 MEASURE,CONTROL INSTRMNT	837	15 854	11 116	746 BALL OR ROLLER BEARINGS	1 452	1 203	841
881 PHOTOGRAPH APPAR.ETC,NES	485	5 635	3 958	747 TAPS,COCKS,VALVES,ETC.	435	251	177
882 PHOTO.CINEMATOGPRH.SUPPL	923	2 302	1 606	749 NON-ELECT MACH.PARTS,ETC	321	171	119
884 OPTICAL GOODS NES	43	939	657	759 PARTS,FOR OFFICE MACHINS	114	159	107
885 WATCHES AND CLOCKS	123	846	592	764 TELECOMM.EQUIP.PARTS NES	370	179	125
891 ARMS AND AMMUNITION	290	2 357	1 652	771 ELECT POWER MACHNY,PARTS	221	238	168
892 PRINTED MATTER	25 922	17 855	12 438	772 ELEC.SWITCH.RELAY.CIRCUIT	6	120	81
893 ARTICLES,NES,OF PLASTICS	16 583	11 454	7 997	773 ELECTR DISTRIB.EQPT NES	2 691	582	392
894 BABY CARRIAGE,TOYS,GAMES	1 685	2 947	2 045	774 ELECTRO-MEDCL,XRAY EQUIP	2	204	140
895 OFFICE,STATIONERY SUPPLS	455	1 884	1 311	775 DOM.ELEC,NON-ELEC. EQUIPT	740	282	200
897 GOLD,SILVERWARE,JEWEL NES	18	252	174	776 TRANSISTORS,VALVES,ETC.	235	2 851	2 001
898 MUSICAL INSTRUMENTS,ETC.	1 125	4 950	3 456	778 ELECTRIC.MACH. APPART,NES	3 205	981	695
899 MISC MANUFCTRD GOODS NES	1 538	9 857	6 908	781 PASS.MOTOR VEHCLS,EX.BUS	2 306	3 631	2 580
941 COMPL IND PLANT CHAPT 99	6 173	9 365	6 466	782 GOODS,SPCL TRANSPORT VEH	1 770	1 037	735
971 GOLD,NONMONTY EXCL DRES	3	6 101	4 232	784 PARTS,TRACTORS,MOTOR VEH	4 077	1 716	1 197
				785 CYCLES,MOTORCYCLES ETC.	343	859	602
				786 TRAILERS,SEMI-TRAILR,ETC	4 355	345	240
				811 PREFABRICATED BUILDINGS	3 157	298	166
				813 LIGHTING FIXTURES ETC,NES	60	50	35
				821 FURNITURE,CUSHIONS,ETC.	107 370	15 259	10 663
				831 TRUNK,SUIT-CASES,BAG,ETC	15	84	60
				841 MENS,BOYS CLOTHING,X-KNIT	1 078	6 564	4 588
				842 WOMEN,GIRL CLOTHING,XKNIT	5 552	27 456	19 270
				843 MENS,BOYS CLOTHING,KNIT	249	262	184
				844 WOMEN,GIRLS CLOTHING,KNIT	890	2 244	1 568
				845 OTHR.TEXTILE APPAREL,NES	4 830	15 507	10 814
				846 CLOTHING ACCESSRS,FABRIC	1 036	1 779	1 241
				848 CLOTHING,NONTXTL;HEADGEAR	14	78	55
				851 FOOTWEAR	1 489	2 210	1 533
				871 OPTICAL INSTRUMENTS,NES	11	104	72
				872 MEDICAL INSTRUMENTS NES	12 900	14 239	10 001

7 IMPORTS AND EXPORTS (SPECIAL TRADE) BY COUNTRIES OF PRODUCTION AND CONSUMPTION AND BY GROUPS OF THE SITC-REV. III 1995

GROUP DESCRIPTION	DT = 100 KG	1 000 DM	1 000 \$	GROUP DESCRIPTION	DT = 100 KG	1 000 DM	1 000 \$
511 HYDROCARBONS,NES,DERIVTS	192 880	7 491	5 280	775 DOM.ELEC,NON-ELEC.EQUIPT	1 266	1 816	1 260
512 ALCOHOL,PHENOL,ETC.DERIV	21 529	3 272	2 304	776 TRANSISTORS,VALVES,ETC.	2 128	3 041	2 111
513 CARBOXYLIC ACIDS,DERIVTS	346	312	208	778 ELECTRIC.MACH.APPART.NES	3 068	5 334	3 728
514 NITROGEN-FUNCT.COMPOUNDS	5 870	1 875	1 279	781 PASS.MOTOR VEHCLS.EX.BUS	83 418	60 556	42 305
515 ORGANO-INORGANIC COMPNDS	546	465	327	782 GOODS,SPLC TRANSPOR VEH	12 438	8 592	6 032
516 OTHER ORGANIC CHEMICALS	2 413	751	527	783 ROAD MOTOR VEHICLES NES	33 269	29 753	20 820
522 INORGANIC CHEM.ELEMENTS	6 881	1 709	1 195	784 PARTS,TRACTORS,MOTOR VEH	4 391	15 321	10 684
523 METAL.SALTS,INORGAN.ACID	4 003	1 210	845	785 CYCLES,MOTORCYCLES ETC.	212	207	142
524 OTHER CHEMICAL COMPOUNDS	376	1 207	842	786 TRAILERS,SEMI-TRAILR,ETC	32 915	21 243	14 925
531 SYNTH.COLOURS,LAKES,ETC.	2 767	2 412	1 678	791 RAILWAY VEHICLES.EQUIPNT	1 779	6 736	4 745
532 DYEING,TANNING MATERIALS	5 417	1 909	1 337	793 SHIP,BOAT,FLOAT.STRUCTRS	38	9 177	122
533 PIGMENTS,PAINTS,ETC.	18 451	8 141	5 673	800 CPL IND PLANT CHAPT 90/94	369	9 925	6 949
541 MEDICINES,ETC.EXC.GRP542	954	4 512	3 153	811 PREFABRICATED BUILDINGS	310	2 66	47
542 MEDICAMENTS	1 292	6 037	4 215	812 PLUMBING,SANITRY,EQPT.ETC	1 025	2 096	1 409
551 ESSNTL.OIL,PERFUME,FLAVR	71	193	138	813 LIGHTNG FIXTURES ETC.NES	199	626	437
553 PERFUMERY,COSMETICS,ETC.	10 269	2 275	2 987	821 FURNITURE,CUSHIONS,ETC.	7 703	7 007	4 922
554 SOAP,CLEANERS,POLISH,ETC	9 675	2 921	2 029	831 TRUNK,SUIT-CASES,BAG,ETC	95	381	267
571 POLYMERS OF ETHYLENE	1 712	505	353	841 MENS,BOYS CLOTHING,X-KNIT	381	1 617	1 132
572 POLYMERS OF STYRENE	8 673	1 868	1 291	842 WOMEN,GIRL CLOTHING,XKNIT	158	2 198	1 527
573 POLYMERS,VINYL CHLORIDE	4 740	1 267	897	843 MENS,BOYS CLOTHING,KNIT	56	153	106
574 POLYACETAL,POLYCARBONATE	31 476	11 761	8 242	844 WOMEN,GIRLS CLOTHING,KNIT	1 210	4 004	2 785
575 OTH.PLASTIC,PRIMARY FORM	17 360	8 196	5 712	845 OTHR.TEXTILE APPAREL,NES	2 410	19 769	13 731
581 PLASTIC TUBE,PIPE,HOSE	5 773	4 053	2 834	846 CLOTHING ACCESSRS,FABRIC	283	1 169	819
582 PLASTIC PLATE,SHEETS,ETC	4 505	3 701	2 577	848 CLOTHING,NONTXTL;HEADGEAR	236	2 145	1 494
583 MONOFILAMENT OF PLASTICS	3 412	2 334	1 645	851 FOOTWEAR	2 903	5 825	4 095
591 INSECTICIDES,ETC.	606	644	449	871 OPTICAL INSTRUMENTS,NES	16	885	615
592 STARCHES,INULIN,ETC.	2 203	1 200	844	872 MEDICAL INSTRUMENTS NES	770	8 225	5 738
597 PREPRD ADDITIVES,LIQUIDS	5 213	2 173	1 524	873 METERS,COUNTERS,NES	587	3 015	2 103
598 MISC.CHEMICAL PRODTS.NES	36 200	12 040	8 394	874 MEASURE,CONTROL INSTRMNT	444	10 586	7 320
600 CPL IND PLANT CHAPT 69-76	12 725	22 846	15 828	881 PHOTOGRAPH APPAR.ETC.NES	140	1 344	935
611 LEATHER	419	921	645	882 PHOTO.CINEMATQGRPH.SUPPL	1 366	3 091	2 169
613 FURSKINS,TANNED,DRESSED	80	306	217	884 OPTICAL GOODS NES	197	7 311	5 138
621 MATERIALS OF RUBBER	5 703	3 233	2 267	885 WATCHES AND CLOCKS	5	148	101
625 RUBBER TYRES,TUBES,ETC.	5 006	2 964	2 086	891 ARMS AND AMMUNITION	52	398	283
629 ARTICLES OF RUBBER, NES	480	1 087	753	892 PRINTED MATTER	3 361	3 098	2 166
634 VENEERS,PLYWOOD,ETC.	4 598	1 044	729	893 ARTICLES,NES,OF PLASTICS	10 198	13 636	9 537
635 WOOD MANUFACTURES, NES	1 621	970	684	894 BABY CARRIAGE,TOYS,GAMES	3 880	1 534	1 078
641 PAPER AND PAPERBOARD	16 513	5 454	3 844	895 OFFICE,STATIONERY SUPPLS	168	713	496
642 PAPER,PAPERBOARD,CUT ETC	6 132	2 049	1 429	896 WORKS OF ART,ANTIQUE ETC		267	181
651 TEXTILE YARN	929	2 108	1 472	897 GOLD,SILVERWARE,JEWEL NES	25	658	463
652 COTTON FABRICS,WOVEN	877	2 119	1 477	898 MUSICAL INSTRUMENTS,ETC.	434	2 249	1 572
653 FABRICS,MAN-MADE FIBRES	4 083	13 057	9 125	899 MISC MANUFCTRD GOODS NES	388	2 270	1 581
654 OTH.TEXTILE FABRIC,WOVEN	2 682	6 934	4 862	941 COMPL IND PLANT CHAPT 99	2 479	7 628	5 242
655 KNIT.CROCHET.FABRIC NES	1 029	2 860	2 004	971 GOLD,NONMONTRY EXCL ORES	1	2 050	1 393
656 TULLE,LACE,EMBROIDRY.ETC	89	487	344				
657 SPECIAL YARN,TXTL.FABRIC	3 455	5 176	3 619	MOLDOVA			
658 TEXTILE ARTICLES NES	80	435	299				
659 FLOOR COVERINGS, ETC.	1 734	962	672	IMPORTS	567 237	102 152	71 112
661 LIME,CEMENT,CONSTR.MATRL	1 454	200	137				
662 CLAY,REFRCT.CONSTR.MATRL	6 522	955	662	056 VEGETABLES,PRPD,PRSD,NES	732	74	53
663 MINERAL MANUFACTURES,NES	3 572	2 076	1 456	057 FRUIT,NUTS EXCL.OIL NUTS	4 386	351	245
664 GLASS	806	746	517	058 FRUIT,PRESERVED,PREPARED	4 555	636	455
665 GLASSWARE	1 355	805	558	059 FRUIT,VEGETABLE JUICES	251 094	40 045	27 677
666 POTTERY	81	93	63	112 ALCOHOLIC BEVERAGES	3 720	498	346
671 PIG IRON,SPIEGELEISN,ETC	2 500	359	253	211 HIDES,SKINS(EX.FURS),RAW	545	95	68
673 FLAT-ROLLED IRON ETC.	21 454	1 726	1 184	232 SYNTHETIC RUBBER, ETC.	1 107	68	47
674 FLAT-ROLLED PLATED IRON	23 067	4 290	2 985	248 WOOD, SIMPLY WORKED	3 592	182	130
675 FLAT-ROLLED, ALLOY STEEL	1 272	334	236	282 FERRUOUS WASTE AND SCRAP	9 052	974	680
676 IRON,STL.BAR,SHAPES ETC.	2 921	762	534	288 NON-FERROUS WASTE,SCRAP	153 070	31 166	21 837
679 TUBES,PIPES,ETC.IRON,STL	1 398	558	389	291 CRUDE ANIMAL MATERLS.NES	82	76	53
681 SILVER,PLATINUM,ETC.	5	7 343	5 069	551 ESSNTL.OIL,PERFUME,FLAVR	9 467	1 353	939
682 COPPER	13 331	6 209	4 350	651 TEXTILE YARN	261	62	43
684 ALUMINIUM	2 123	3 742	2 781	657 SPECIAL YARN,TXTL.FABRIC	206	96	68
691 METALLIC STRUCTURES NES	12 197	3 999	2 651	659 FLOOR COVERINGS, ETC.	228	235	163
692 CONTAINERS,STORAGE,TRNSP	314	486	340	676 IRON,STL.BAR,SHAPES ETC.	104 746	4 445	3 155
693 WIRE PRODUCTS EXCL.ELECT	75	136	95	682 COPPER	2 257	784	559
694 NAILS,SCREWS,NUTS,ETC.	712	522	360	683 NICKEL	600	572	414
695 TOOLS	532	2 351	1 647	684 ALUMINIUM	1 648	287	202
696 CUTLERY	50	227	155	689 MISC.NON-FERR.BASE METAL	99	209	144
697 HOUSEHOLD EQUIPMENT,NES	557	938	660	699 MANUFACTS.BASE METAL,NES	369	48	33
699 MANUFACTS.BASE METAL,NES	13 273	8 392	5 893	786 TRAILERS,SEMI-TRAILR,ETC	6 100	461	325
700 CPL IND PLANT (84/85/87)	35 210	80 623	56 736	821 FURNITURE,CUSHIONS,ETC.	99	50	34
711 STEAM GENER,BOILERS,ETC.	30	166	114	841 MENS,BOYS CLOTHING,X-KNIT	272	2 884	1 982
713 INTRNL COMBUS PSTN ENGIN	844	1 841	1 286	842 WOMEN,GIRL CLOTHING,XKNIT	1 583	5 340	3 707
716 ROTATING ELECTRIC PLANT	909	5 183	3 605	843 MENS,BOYS CLOTHING,KNIT	8	80	55
718 OTH.PWR.GENRTNG.MACHNRY	105	456	319	844 WOMEN,GIRLS CLOTHING,KNIT	10	61	43
721 AGRIC.MACHINES,EX.TRACTR	1 112	2 919	2 007	845 OTHR.TEXTILE APPAREL,NES	755	4 458	3 113
722 TRACTORS	219	159	110	851 FOOTWEAR	4 787	4 955	3 418
723 CIVIL ENGINEERING EQUIPT	4 459	16 993	11 908	898 MUSICAL INSTRUMENTS,ETC.	58	81	55
724 TEXTILE,LEATHER MACHINES	3 001	17 070	11 940	899 MISC MANUFCTRD GOODS NES	169	70	49
725 PAPER,PULP MILL MACHINES	500	1 370	968				
726 PRINTING,BOOKBINDNG MACHS	801	6 515	4 573	EXPORTS	1 072 106	149 650	104 684
727 FOOD-PROCESS.MCH.NON DCM	831	3 001	2 464				
728 OTH.MACH,PTS,SPLC INDUST	10 745	49 139	33 005	017 MEAT,OFFL.PRPD,PRSD,NES	377	156	107
731 METAL REMOVAL WORK TOOLS	783	5 167	3 519	022 MILK AND CREAM	2 726	489	340
733 MACH-TOOLS,METAL-WORKING	338	909	639	023 BUTTER,OTHER FAT OF MILK	605	164	108
735 PARTS,NES,FOR MACH-TOOLS	500	5 200	3 448	024 CHEESE AND CURD	267	136	96
737 METALWORKING MACHNRY NES	269	1 950	1 338	037 FISH ETC.PRPD,PRSD,NES	117	59	39
741 HEATING,COOLING EQUIP,PART	3 138	13 557	9 540	045 OTHR CEREALS, UNMILLED	909 208	29 640	21 194
742 PUMPS FOR LIQUIDS,PARTS	227	1 726	1 177	048 CEREAL PREPARATIONS	1 163	287	205
743 PUMPS NES,CENTRIFUGS ETC	1 359	5 496	3 831	056 VEGETABLES,PRPD,PRSD,NES	308	85	58
744 MECHANICAL HANDLING EQUIP	2 366	3 625	2 552	058 FRUIT,PRESERVED,PREPARED	371	135	91
745 OTH.NONELEC MCH,TOOL,NES	723	6 118	4 274	059 FRUIT,VEGETABLE JUICES	754	84	57
746 BALL OR ROLLER BEARINGS	124	488	338	062 SUGAR CONFECTIONERY	157	81	52
747 TAPS,COCKS,VALVES,ETC.	677	2 768	1 938	071 COFFEE,COFFEE SUBSTITUTE	524	454	318
748 TRANSMISSIONS SHAFTS ETC	430	2 124	1 459	073 CHOCOLATE,OTH.COCOA PREP	672	378	261
749 NON-ELECT MACH.PARTS,ETC	213	2 523	1 767	081 ANIMAL FEED STUFF	1 201	80	53
751 OFFICE MACHINES	422	1 781	1 241	091 MARGARINE AND SHORTENING	2 123	328	223
752 AUTOMATC.DATA PROC.EQUIP	2 105	9 551	6 672	098 EDIBLE PROD.PREPRTS,NES	645	236	161
759 PARTS,FOR OFFICE MACHINS	442	2 282	1 595	111 NON-ALCOHOL.BEVERAGE,NES	1 266	113	78
761 TELEVISION RECEIVERS ETC	122	378	267	112 ALCOHOLIC BEVERAGES	18 101	3 071	2 147
762 RADIO-BROADCAST RECEIVER	20	99	68	122 TOBACCO, MANUFACTURED	700	1 646	1 158
763 SOUND RECORDER,PHONOGRPH	154	864	598	222 OILSEED(SFT.FIX VEG.OIL)	22	41	30
764 TELECOMM.EQUIP.PARTS NES	2 435	6 430	4 488	291 CRUDE ANIMAL MATERLS.NES	194	160	114
771 ELECT POWER MACHNV.PARTS	37	233	161	292 CRUDE VEG.MATERIALS, NES	508	3 749	2 462
772 ELEC.SWITCH,RELAY,CIRCUIT	778	4 864	3 401	334 PETROLEUM PRODUCTS	2 180	486	337
773 ELECTR DISTRIB.EQPT NES	514	707	489	512 ALCOHOL,PHENOL,ETC.DERIV	1 765	293	207
774 ELECTRO-MEDCL,XRAY EQUIP	1 483	37 086	26 107	513 CARBOXYLIC ACIDS,DERIVTS	1 626	442	310

7 IMPORTS AND EXPORTS (SPECIAL TRADE) BY COUNTRIES OF PRODUCTION AND CONSUMPTION AND BY GROUPS OF THE SITC-REV. III 1995

GROUP DESCRIPTION	DT = 100 KG	1 000 DM	1 000 \$	GROUP DESCRIPTION	DT = 100 KG	1 000 DM	1 000 \$
515 ORGANO-INORGANIC COMPNDS	293	364	256	056 VEGETABLES, PRPD, PRSVD, NES	740	153	103
522 INORGANIC CHEM. ELEMENTS	688	139	97	057 FRUIT, NUTS EXCL. OIL NUTS	503	112	78
531 SYNTH. COLOURS, LAKES, ETC.	82	168	117	058 FRUIT, PRESERVED, PREPARED	2 616	511	353
533 PIGMENTS, PAINTS, ETC.	698	321	222	059 FRUIT, VEGETABLE JUICES	108 102	18 801	13 135
541 MEDICINES, ETC. EXC. GRP542	44	290	203	061 SUGARS, MOLASSES, HONEY	1 130	152	103
542 MEDICAMENTS	215	1 810	1 260	062 SUGAR CONFECTIONERY	1 096	199	140
551 ESSNTL. OIL, PERFUME, FLAVR	58	87	59	071 COFFEE, COFFEE SUBSTITUTE	123	64	45
553 PERFUMERY, COSMETICS, ETC.	397	318	215	073 CHOCOLATE, OTH. COCOA PREP	653	249	174
554 SOAP, CLEANERS, POLISH, ETC	402	147	101	074 TEA AND MATE	131	56	42
573 POLYMERS, VINYL CHLORIDE	13 367	3 787	2 689	075 SPICES	9 705	534	376
574 POLYACETAL, POLYCARBONATE	4 533	2 242	1 562	081 ANIMAL FEED STUFF	5 141	1 132	786
575 OTH. PLASTIC, PRIMARY FORM	3 250	1 633	1 130	098 EDIBLE PROD. PREPRTNS, NES	823	137	96
582 PLASTIC PLATE, SHEETS, ETC	272	393	276	112 ALCOHOLIC BEVERAGES	33 501	13 842	9 693
583 MONOFILAMENT OF PLASTICS	24	85	59	211 HIDES, SKINS (EX. FURS), RAW	26 198	4 363	3 032
591 INSECTICIDES, ETC.	713	1 656	1 177	212 FURSKINS, RAW	239	3 875	2 664
592 STARCHES, INULIN, ETC.	872	315	218	222 OILSEED (SFT. FIX VEG. OIL)	325 757	13 862	9 445
597 PREPRD ADDITIVES, LIQUIDS	249	76	53	232 SYNTHETIC RUBBER, ETC.	359 520	56 556	39 700
598 MISC. CHEMICAL PRODS. NES	1 397	560	392	245 FUEL WOOD, WOOD CHARCOAL	2 729	144	95
611 LEATHER	571	2 080	1 469	247 WOOD ROUGH, ROUGH SQUARED	137 866	1 551	1 100
625 RUBBER TYRES, TUBES, ETC.	681	98	70	248 WOOD, SIMPLY WORKED	1 388 884	79 496	55 673
633 CORK MANUFACTURES	104	258	179	251 PULP AND WASTE PAPER	668 289	71 343	50 008
634 VENEERS, PLYWOOD, ETC.	244	64	46	261 SILK	413	139	95
635 WOOD MANUFACTURES, NES	221	98	68	263 COTTON	38 902	5 281	3 627
641 PAPER AND PAPERBOARD	1 107	311	219	266 SYNTHETIC FIBRES	4 461	1 129	775
642 PAPER, PAPERBOARD, CUT ETC	348	209	143	267 OTHER MAN-MADE FIBRES	4 937	533	367
651 TEXTILE YARN	443	534	377	268 WOOL, OTHER ANIMAL HAIR	55 969	13 171	9 154
652 COTTON FABRICS, WOVEN	129	410	285	269 WORN CLOTHING, TEXTL. ARTL	250	73	53
653 FABRICS, MAN-MADE FIBRES	1 221	2 441	1 726	272 FERTILIZERS, CRUDE	603 783	4 839	3 339
654 OTH. TEXTILE FABRIC, WOVEN	271	813	557	273 STONE, SAND AND GRAVEL	1 054 233	1 800	1 120
655 KNIT, CROCHET, FABRIC NES	2 300	3 800	2 681	274 SULPHUR, UNRSTD. IRON PYRS	184 648	1 974	1 378
656 TULLE, LACE, EMBROIDRY, ETC	45	508	362	277 NATURAL ABRASIVES, NES	660	844	592
657 SPECIAL YARN, TXTL. FABRIC	1 766	5 652	3 968	278 OTHER CRUDE MINERALS	90 546	1 327	924
662 CLAY, REFRCT. CONSTR. MATRL	17 352	4 438	3 067	281 IRON ORE, CONCENTRATES	5 179 117	30 661	21 427
663 MINERAL MANUFACTURES, NES	1 178	616	424	282 FERROUS WASTE AND SCRAP	1 041 815	99 278	69 466
665 GLASSWARE	35	49	31	284 NICKEL ORES, CONCTR, MATTE	246	259	184
682 COPPER	100	87	60	287 ORE, CONCENTR. BASE METALS	12 593	6 053	4 196
684 ALUMINIUM	444	365	255	288 NON-FERROUS WASTE, SCRAP	1 404 683	388 584	271 531
695 TOOLS	7	51	35	289 PREC. METAL ORES, CONCTR	1 728	6 751	4 664
696 CUTLERY	29	52	36	291 CRUDE ANIMAL MATERLS. NES	9 494	3 163	2 216
699 MANUFACT. BASE METAL, NES	385	951	668	292 CRUDE VEG. MATERIALS, NES	2 080	258	178
716 ROTATING ELECTRIC PLANT	113	259	178	321 COAL, NOT AGGLOMERATED	1 990 305	13 580	9 526
718 OTH. POWR. GENRTNG. MACHNRY	31	158	115	322 BRIQUETTES, LIGNITE, PEAT	199 096	2 047	1 428
721 AGRIC. MACHINES, EX. TRACTR	3 801	6 142	4 265	325 COKE, SEMI-COKE, RET. CARBN	480 036	5 292	3 653
724 TEXTILE, LEATHER MACHINES	2 758	1 901	1 297	333 PETROLEUM OILS, CRUDE	203 496 976	3 464 432	2 412 353
727 FOOD-PROCESS. MCH. NON DOM	2 577	3 268	2 278	334 PETROLEUM PRODUCTS	18 097 382	385 678	268 822
728 OTH. MACH. PTS, SPCL. INDUST	1 395	7 466	5 184	335 RESIDUAL PETROL. PRODUCTS	648 843	20 150	14 165
737 METALWORKING MACHNRY NES	180	1 183	835	342 LIQUEFIED PROPANE, BUTANE	8 939	379	255
741 HEATING, COOLING EQUIP, PART	220	1 094	758	421 FIXED VEG. FAT, OILS, SOFT	6 306	835	561
742 PUMPS FOR LIQUIDS, PARTS	20	53	38	431 ANIMAL, VEG. FATS, OILS, NES	200	100	71
743 PUMPS NES, CENTRIFUGS ETC	11	85	57	511 HYDROCARBONS, NES, DERIVTS	553 536	67 650	47 220
745 OTH. NONELEC MCH. TOOL, NES	219	821	552	512 ALCOHOL, PHENOL, ETC. DERIV	761 050	52 100	36 422
746 BALL OR ROLLER BEARINGS	8	84	56	513 CARBOXYLIC ACIDS, DERIVTS	32 961	5 968	4 197
749 NON-ELECT MACH. PARTS, ETC	12	363	252	514 NITROGEN-FUNCT. COMPOUNDS	46 469	8 955	6 228
751 OFFICE MACHINES	5	124	85	515 ORGANO-INORGANIC COMPNDS	128 406	49 703	34 694
752 AUTOMATC. DATA PROC. EQUIP	81	883	623	516 OTHER ORGANIC CHEMICALS	29 372	6 149	4 278
759 PARTS, FOR OFFICE MACHINES	11	141	96	522 INORGANIC CHEM. ELEMENTS	1 243 366	88 879	62 336
764 TELECOMM. EQUIP. PARTS NES	211	2 342	1 626	523 METAL, SALTS, INORGAN. ACID	37 718	6 795	4 786
771 ELECT POWER MACHNRY, PARTS	5	44	32	524 OTHER CHEMICAL COMPOUNDS	160 035	57 673	40 458
772 ELEC. SWITCH, RELAY, CIRCUIT	30	472	330	525 RADIO-ACTIVE MATERIALS	1 403	66 203	46 569
774 ELECTRO-MEDCL. XRAY EQUIP	2	171	117	531 SYNTH. COLOURS, LAKES, ETC.	32	92	64
775 DOM. ELEC. NON-ELEC. EQUIPT	59	204	140	533 PIGMENTS, PAINTS, ETC.	235	71	51
776 TRANSISTORS, VALVES, ETC.	6 670	4 608	3 249	541 MEDICINES, ETC. EXC. GRP542	5 403	13 188	9 179
778 ELECTRIC MACH. APPART. NES	20 451	10 088	6 958	542 MEDICAMENTS	6	156	113
781 PASS. MOTOR VEHCLS. EX. BUS	3 090	4 078	2 839	551 ESSNTL. OIL, PERFUME, FLAVR	2 958	611	427
782 GOODS, SPCL. TRANSPORT VEH	3 996	1 475	1 039	553 PERFUMERY, COSMETICS, ETC.	335	119	87
783 ROAD MOTOR VEHICLES NES	3 786	1 204	829	562 FERTILIZER, EXCEPT GRP272	6 964 905	179 237	123 943
784 PARTS, TRACTORS, MOTOR VEH	3 341	1 856	1 295	571 POLYMERS OF ETHYLENE	174 342	19 091	13 366
786 TRAILERS, SEMI-TRAILER, ETC	3 540	926	644	572 POLYMERS OF STYRENE	33 510	5 280	3 676
791 RAILWAY VEHICLES, EQUIPNT	20	72	50	573 POLYMERS, VINYL CHLORIDE	141 188	22 944	16 041
812 PLUMBING, SANITRY, EQPT. ETC	122	182	124	574 POLYACETAL, POLYCARBONATE	10 059	2 210	1 551
813 LIGHTING FIXTURES ETC. NES	19	105	70	575 OTH. PLASTIC, PRIMARY FORM	23 615	3 982	2 786
821 FURNITURE, CUSHIONS, ETC.	645	891	631	579 PLASTIC WASTE, SCRAP ETC	16 189	1 073	754
841 MENS, BOYS CLOTHING, X-KNIT	17	190	126	581 PLASTIC TUBE, PIPE, HOSE	183	166	119
842 WOMEN, GIRL CLOTHING, X-KNIT	42	431	299	582 PLASTIC PLATE, SHEETS, ETC	421	256	182
843 MENS, BOYS CLOTHING, KNIT	7	60	42	583 MONOFILAMENT OF PLASTICS	220	220	155
844 WOMEN, GIRLS CLOTHING, KNIT	15	175	124	591 INSECTICIDES, ETC.	1 860	501	346
845 OTHR. TEXTILE APPAREL, NES	34	144	98	592 STARCHES, INULIN, ETC.	56 418	33 567	23 470
846 CLOTHING ACCESSRS, FABRIC	20	171	118	597 PREPRD ADDITIVES, LIQUIDS	6 817	3 571	2 524
848 CLOTHING, NONTXLT.; HEADGEAR	41	150	107	598 MISC. CHEMICAL PRODS. NES	134 950	19 053	13 295
851 FOOTWEAR	1 313	3 400	2 419	611 LEATHER	10 709	8 638	6 037
871 OPTICAL INSTRUMENTS, NES		91	63	613 FURSKINS, TANNED, DRESSED	65	596	422
872 MEDICAL INSTRUMENTS NES	12	230	163	621 MATERIALS OF RUBBER	14 545	1 781	1 254
874 MEASURE, CONTROL INSTRMNT	10	295	203	625 RUBBER TYRES, TUBES, ETC.	19 975	3 196	2 239
881 PHOTOGRAPH APPAR. ETC. NES	3	67	47	629 ARTICLES OF RUBBER, NES	740	428	295
882 PHOTO. CINEMATOGPH. SUPPL	68	140	97	634 VENEERS, PLYWOOD, ETC.	355 085	30 262	21 174
891 ARMS AND AMMUNITION	18	158	109	635 WOOD MANUFACTURES, NES	53 392	7 231	5 086
892 PRINTED MATTER	258	1 360	953	641 PAPER AND PAPERBOARD	591 893	52 275	36 795
893 ARTICLES, NES, OF PLASTICS	1 275	926	646	642 PAPER, PAPERBOARD, CUT ETC	171	46	33
895 OFFICE, STATIONERY SUPPLS	44	126	87	651 TEXTILE YARN	49 801	10 887	7 622
897 GOLD, SILVERWARE, JEWEL NES	1	1 260	821	652 COTTON FABRICS, WOVEN	16 564	7 886	5 513
898 MUSICAL INSTRUMENTS, ETC.	11	119	83	653 FABRICS, MAN-MADE FIBRES	113	188	130
899 MISC MANUFCTRD GOODS NES	97	644	456	654 OTH. TEXTILE FABRIC, WOVEN	1 547	1 444	1 021
971 GOLD, NONMONTY EXCL ORES		531	372	655 KNIT, CROCHET, FABRIC NES	16	63	44
				657 SPECIAL YARN, TXTL. FABRIC	1 399	560	393
				658 TEXTILE ARTICLES NES	5 705	5 311	3 719
				659 FLOOR COVERINGS, ETC.	216	1 955	1 346
				661 LIME, CEMENT, CONSTR. MATRL	25 201	318	224
				663 MINERAL MANUFACTURES, NES	6 212	954	672
				664 GLASS	91 407	6 231	4 356
				665 GLASSWARE	16 607	2 084	1 459
				666 POTTERY	3 374	1 159	816
				667 PEARLS, PRECIOUS STONES	146	73 062	50 782
				671 PIG IRON, SPIEGELEISN, ETC	1 696 377	227 227	159 155
				672 INGOTS ETC. IRON OR STEEL	2 003 559	79 649	55 763
				673 FLAT-ROLLED IRON ETC.	5 588 524	266 832	186 227
				674 FLAT-ROLLED PLATED IRON	5 704	615	434
				675 FLAT-ROLLED, ALLOY STEEL	18 304	3 029	2 121
				676 IRON, STL. BAR, SHAPES ETC.	379 794	42 309	29 604
RUSSIA							
IMPORTS	490 575 626	13 611 700	9 500 366				
001 LIVE ANIMALS	2 063	587	410				
022 MILK AND CREAM	2 641	605	426				
034 FISH, FRESH, CHILLED, FROZEN	421 653	102 091	71 187				
035 FISH, DRIED, SALTED, SMOKED	5 312	2 649	1 842				
036 CRUSTACEANS, MOLLUSCS ETC	95	58	41				
037 FISH ETC. PREPRD, PRSVD, NES	1 761	15 085	10 504				
043 BARLEY, UNMILLED	106 541	2 632	1 851				
045 OTHER CEREALS, UNMILLED	26 336	822	581				
048 CEREAL PREPARATIONS	5 361	1 180	827				
054 VEGETABLES	614 880	26 179	18 351				

7 IMPORTS AND EXPORTS (SPECIAL TRADE) BY COUNTRIES OF PRODUCTION AND CONSUMPTION AND BY GROUPS OF THE SITC-REV. III 1995

GROUP DESCRIPTION	DT = 100 KG	1 000 DM	1 000 \$	GROUP DESCRIPTION	DT = 100 KG	1 000 DM	1 000 \$
677 RAILWAY TRACK IRON,STEEL	8 549	291	203	023 BUTTER,OTHER FAT OF MILK	192 004	58 833	39 785
678 WIRE OF IRON OR STEEL	200 010	11 027	7 728	024 CHEESE AND CURD	323 772	134 712	93 924
679 TUBES,PIPES,ETC. IRON,STL	173 924	19 815	13 815	025 EGGS,BIRDS,YOLKS,ALBUMIN	2 609	712	491
681 SILVER,PLATINUM,ETC.	81	64 769	45 260	034 FISH,FRESH,CHILLED,FROZN	14 428	4 815	3 342
682 COPPER	2 528 077	1 017 066	710 966	035 FISH,DRIED,SALTED,SMOKED	777	962	673
683 NICKEL	429 417	487 629	340 383	036 CRUSTACEANS,MOLLUSCS ETC	1 863	1 687	1 161
684 ALUMINIUM	1 931 626	543 908	381 044	037 FISH ETC.PRPD,PRSD,NES	25 661	10 967	7 631
685 LEAD	266 831	25 531	17 894	041 WHEAT, MESLIN, UNMILLED	78 010	2 339	1 642
686 ZINC	96 465	14 367	10 046	042 RICE	6 956	797	553
687 TIN	15 121	13 549	9 513	044 MAIZE UNMILLED	155	129	94
689 MISC.NON-FERR.BASE METAL				045 OTHER CEREALS, UNMILLED	118 516	2 354	1 634
691 METALLIC STRUCTURES NES	56 890	7 494	5 260	046 MEAL,FLOUR OF WHEAT,MSLN	44 556	1 910	1 331
692 CONTAINERS,STORAGE,TRNSP	7 136	1 910	1 334	047 OTHER CEREAL MEAL,FLOURS	13 574	499	348
693 WIRE PRODUCTS EXCL.ELECT	4 791	1 189	829	048 CEREAL PREPARATIONS	217 128	55 611	38 686
694 NAILS,SCREWS,NUTS,ETC.	31 233	3 749	2 612	054 VEGETABLES	52 718	13 445	9 411
695 TOOLS	9 690	6 401	4 473	056 VEGETABLES,PRPD,PRSD,NES	40 117	9 288	6 466
697 HOUSEHOLD EQUIPMENT,NES	1 239	487	340	057 FRUIT,NUTS EXCL.OIL NUTS	259 838	31 854	22 156
699 MANUFACTS.BASE METAL,NES	115 395	18 634	13 035	058 FRUIT,PRESERVED,PREPARED	36 548	17 997	12 569
711 STEAM GENER. BOILERS,ETC.	2 776	958	683	059 FRUIT, VEGETABLE JUICES	94 745	9 607	6 752
712 STEAM TURBINES	28	292	208	061 SUGARS,MOLASSES,HONEY	892 626	49 487	35 066
713 INTRNL COMBUS PSTN ENGIN	2 044	4 441	3 101	062 SUGAR CONFECTIONERY	30 009	17 322	12 078
714 ENGINES,MOTORS NON-ELECT	19	226	160	071 COFFEE,COFFEE SUBSTITUTE	17 170	24 907	17 299
716 ROTATING ELECTRIC PLANT	18 899	4 736	3 323	072 COCOA	7 518	823	565
718 OTH.PWR.GENRTNG.MACHNRY	1 079	621	430	073 CHOCOLATE,OTH.COCOA PREP	814 074	396 154	274 636
721 AGRIC.MACHINES,EX.TRACTR	3 128	583	409	074 TEA AND MATE	3 955	5 036	3 528
722 TRACTORS	7 344	2 670	1 882	075 SPICES	1 567	1 493	1 041
723 CIVIL ENGINEERING EQUIPT	11 731	6 491	4 570	081 ANIMAL FEED STUFF	288 096	30 467	21 221
724 TEXTILE,LEATHER MACHINES	10 139	7 787	5 442	091 MARGARINE AND SHORTENING	340 498	52 461	35 992
725 PAPER,PULP MILL MACHINES	415	466	323	098 EDIBLE PROD.PREPRTNS,NES	136 281	53 413	37 314
726 PRINTNG,BOOKBINDNG MACHS	323	308	219	111 NON-ALCOHOL.BEVERAGE,NES	192 925	16 937	11 931
727 FOOD-PROCESS.MCH.NON DOM	231	274	189	112 ALCOHOLIC BEVERAGES	2 029 722	291 297	204 170
728 OTH.MACH,PTS,SPCL INDUST	40 255	14 280	9 985	121 TOBACCO, UNMANUFACTURED	322	126	88
731 METAL REMOVAL WORK TOOLS	7 675	2 823	1 994	122 TOBACCO, MANUFACTURED	50 440	83 853	58 601
733 MACH-TOOLS,METAL-WORKING	2 917	931	647	211 HIDES,SKINS(EX.FURS),RAW	12 290	696	478
735 PARTS,NES,FOR MACH-TOOLS	1 429	1 333	925	212 FURSKINS,RAW	45	812	570
737 METALWORKING MACHNRY NES	28 816	2 281	1 583	222 OILSEED(SFT.FIX VEG.OIL)	2 412	546	384
741 HEATING,COOLNG EQUIP,PART	945	849	595	223 OILSEED(OTH.FIX.VEG.OIL)	7 289	716	502
742 PUMPS FOR LIQUIDS,PARTS	213	559	390	231 NATURAL RUBBER, ETC.	425	104	74
743 PUMPS NES,CENTRIFUGS ETC	653	1 268	882	232 SYNTHETIC RUBBER, ETC.	10 168	4 470	3 129
744 MECHANICAL HANDLING EQUIP	11 009	2 277	1 611	246 WOOD IN CHIPS, PARTICLES	16 686	150	105
745 OTH.NONELEC MCH,TOOL,NES	197	980	694	248 WOOD, SIMPLY WORKED	13 402	4 204	2 936
746 BALL OR ROLLER BEARINGS	24 839	16 398	11 534	251 PULP AND WASTE PAPER	10 811	1 401	975
747 TAPS,COCKS,VALVES,ETC.	1 696	1 573	1 100	263 COTTON	323	110	78
748 TRANSMISSIONS SHAFTS ETC	120 015	13 845	9 506	266 SYNTHETIC FIBRES	785	256	180
749 NON-ELECT MACH.PARTS,ETC	3 099	1 591	1 110	267 OTHER MAN-MADE FIBRES	2 919	1 573	1 117
751 OFFICE MACHINES	50	446	315	268 WOOL, OTHER ANIMAL HAIR	138	102	72
752 AUTOMATC.DATA PROC.EQUIP	11	275	193	269 WORN CLOTHING,TEXTL,ARTL	7 723	1 891	1 325
759 PARTS,FOR OFFICE MACHINS	7	363	249	273 STONE, SAND AND GRAVEL	27 494	1 041	727
763 SOUND RECORDER,PHONOGRPH	1	139	99	277 NATURAL ABRASIVES, NES	1 793	80	52
764 TELECOMM.EQUIP.PARTS NES	950	3 474	2 448	278 OTHER CRUDE MINERALS	35 376	1 380	970
771 ELECT POWER MACHNY,PARTS	2 525	1 271	894	282 FERROUS WASTE AND SCRAP	640	84	44
772 ELEC.SWITCH,RELAY,CIRCUIT	1 538	12 287	8 582	288 NON-FERROUS WASTE,SCRAP	482	477	331
773 ELECTR DISTRIBT.EQPT NES	67 022	14 723	10 336	291 CRUDE ANIMAL MATERIALS,NES	11 047	6 880	4 767
774 ELECTRO-MEDCL,XRAY EQUIP	106	846	594	292 CRUDE VEG.MATERIALS, NES	4 853	13 684	9 576
775 DOM.ELEC,NON-ELEC.EQUIPT	176	582	408	334 PETROLEUM PRODUCTS	36 926	8 473	5 902
776 TRANSISTORS,VALVES,ETC.	281	3 258	2 287	335 RESIDUAL PETROL.PRODUCTS	281 792	10 142	7 150
778 ELECTRIC MACH.APART.NES	105 789	22 690	15 904	411 ANIMAL OILS AND FATS	34 861	4 148	2 893
781 PASS.MOTOR VEHCLS.EX.BUS	76 131	44 512	31 339	421 FIXED VEG.FAT,OILS, SOFT	136 234	21 323	14 796
782 GOODS,SPCL TRANSPORT VEH	1 609	691	494	422 FIXED VEG.FAT,OILS,OTHER	3 199	445	308
783 ROAD MOTOR VEHICLES NES	65	155	107	431 ANIMAL,VEG.FATS,OILS,NES	37 516	6 201	4 326
784 PARTS,TRACTORS,MOTOR VEH	120 119	15 823	11 108	511 HYDROCARBONS,NES,DERIVTS	16 882	2 422	1 676
785 CYCLES,MOTORCYCLES ETC.	959	665	469	512 ALCOHOL,PHENOL,ETC.DERIV	32 041	7 901	5 505
786 TRAILERS,SEMI-TRAILR,ETC	45 821	7 951	5 555	513 CARBOXYLIC ACIDS,DERIVTS	20 438	6 961	4 875
791 RAILWAY VEHICLES,EQUIPNT	15 616	3 838	2 676	514 NITROGEN-FUNCT.COMPOUNDS	29 166	15 410	10 747
792 AIRCRAFT,ASSOCTD.EQUIPNT	123	726	508	515 ORGANO-INORGANIC COMPNDS	8 515	7 608	5 299
793 SHIP,BOAT,FLOAT.STRUCTRS	3 716	1 592	1 132	516 OTHER ORGANIC CHEMICALS	4 551	3 547	2 436
811 PREFABRICATED BUILDINGS	19 194	1 259	884	522 INORGANIC CHEM.ELEMENTS	30 243	10 520	7 370
813 LIGHTING FIXTURES ETC.NES	101	87	60	523 METAL.SALTS,INORGAN.ACID	59 183	7 535	5 281
821 FURNITURE,CUSHIONS,ETC.	167 894	32 339	22 603	524 OTHER CHEMICAL COMPOUNDS	1 894	582	395
831 TRUNK,SUIT-CASES,BAG,ETC	48	80	58	525 RADIO-ACTIVE MATERIALS	193	408	282
841 MENS,BOYS CLOTHING,X-KNIT	18 595	55 206	38 624	531 SYNTH.COLOURS,LAKES,ETC.	12 785	8 444	6 201
842 WOMEN,GIRL CLOTHING,XKNIT	17 125	80 908	56 532	532 DYEING,TANNING MATERIALS	3 337	1 222	852
843 MENS,BOYS CLOTHING,KNIT	382	708	495	533 PIGMENTS, PAINTS, ETC.	178 051	60 013	42 095
844 WOMEN,GIRLS CLOTHING,KNIT	761	3 248	2 282	541 MEDICINES,ETC.EXC.GRP542	7 098	42 370	29 676
845 OTHR,TEXTILE APPAREL,NES	5 296	16 741	11 697	542 MEDICAMENTS	33 547	169 428	118 657
846 CLOTHING ACCESSRS,FABRIC	328	387	275	551 ESSNTL.OIL,PERFUME,FLAVR	4 413	8 272	5 833
848 CLOTHING,NONTEXTL;HEADGEAR	100	212	149	553 PERFUMERY,COSMETICS,ETC.	185 681	101 851	71 002
851 FOOTWEAR	1 505	4 822	3 222	554 SOAP,CLEANERS,POLISH,ETC	202 316	63 121	44 163
871 OPTICAL INSTRUMENTS,NES	936	4 837	3 373	571 POLYMERS OF ETHYLENE	5 255	1 309	907
872 MEDICAL INSTRUMENTS NES	29	787	548	572 POLYMERS OF STYRENE	59 919	16 225	11 274
873 METERS,COUNTERS,NES	3	74	53	573 POLYMERS,VINYL CHLORIDE	39 768	7 291	5 102
874 MEASURE,CONTROL INSTRMNT	272	4 830	3 392	574 POLYACETAL,POLYCARBONATE	107 343	43 223	30 177
881 PHOTOGRAPH APPAR.ETC.NES	78	353	251	575 OTH.PLASTIC,PRIMARY FORM	82 098	39 340	27 524
882 PHOTO.CINEMATOGRPH,SUPL	1	61	38	581 PLASTIC TUBE,PIPE,HOSE	9 336	15 738	10 961
883 CINE.FILM EXPOSD.DEVELOPD	5	56	38	582 PLASTIC PLATE,SHEETS,ETC	99 668	83 526	58 264
884 OPTICAL GOODS NES	36	1 027	723	583 MONOFILAMENT OF PLASTICS	11 841	9 232	6 511
885 WATCHES AND CLOCKS	200	1 725	1 211	591 INSECTICIDES, ETC.	21 723	32 299	22 811
891 ARMS AND AMMUNITION	2 034	3 231	2 244	592 STARCHES,INULIN,ETC.	41 159	14 651	10 246
892 PRINTED MATTER	13 047	9 947	6 982	593 EXPLOSIVES,PYROTECHNICS	97	203	143
893 ARTICLES,NES,OF PLASTICS	1 935	900	637	597 PREPD ADDITIVES,LIQUIDS	28 127	14 370	10 054
894 BABY CARRIAGE,TOYS,GAMES	2 928	929	657	598 MISC.CHEMICAL PRDTS,NES	203 876	65 635	45 979
895 OFFICE,STATIONERY SUPPLS	266	125	83	600 CPL IND PLANT CHAP 69-76	57 091	94 513	65 837
896 WORKS OF ART,ANTIQUE ETC	770	7 587	5 323	611 LEATHER	523	1 311	911
897 GOLD,SILVERWARE,JEWEL NES	8	1 272	844	612 MANUFACT. LEATHER ETC.NES	240	754	526
898 MUSICAL INSTRUMENTS,ETC.	20 612	26 802	18 866	613 FURSKINS,TANNED,DRESSED	267	2 764	1 942
899 MISC MANUFACTRD GOODS NES	7 190	1 894	1 315	621 MATERIALS OF RUBBER	16 847	8 478	5 935
961 COIN NONGOLD NONCURRENT	45	2 319	1 618	625 RUBBER TYRES,TUBES,ETC.	18 194	9 564	6 726
971 GOLD,NONMONEY EXCL ORES	164	283 049	192 525	629 ARTICLES OF RUBBER, NES	7 519	11 728	8 247
972 MONETARY GOLD,GOLD COINS		701	482	633 CORK MANUFACTURES	223	194	135
EXPORTS	16 390 713	10 296 838	7 197 184	634 VENEERS, PLYWOOD, ETC.	169 874	27 556	19 230
001 LIVE ANIMALS	1 329	2 262	1 580	635 WOOD MANUFACTURES, NES	47 148	23 928	16 747
011 BOVINE MEAT	496 753	107 382	74 786	641 PAPER AND PAPERBOARD	206 831	101 677	71 080
012 OTHER MEAT, MEAT OFFAL	245 007	52 124	35 967	642 PAPER,PAPERBOARD,CUT ETC	100 444	50 760	35 531
016 MEAT,ED.OFFL,DRY,SLT,SMK	8 154	4 146	2 901	651 TEXTILE YARN	5 692	9 765	6 817
017 MEAT,OFFL.PRPD,PRSD,NES	214 877	73 681	51 294	652 COTTON FABRICS, WOVEN	8 884	13 387	9 356
022 MILK AND CREAM	446 563	104 050	72 991	653 FABRICS,MAN-MADE FIBRES	19 839	52 499	36 646
				654 OTH.TEXTILE FABRIC,WOVEN	8 358	23 313	16 450
				655 KNIT,CROCHET,FABRIC NES	3 658	9 515	6 647

7 IMPORTS AND EXPORTS (SPECIAL TRADE) BY COUNTRIES OF PRODUCTION AND CONSUMPTION AND BY GROUPS OF THE SITC-REV. III 1995

GROUP DESCRIPTION	DT = 100 KG	1 000 DM	1 000 \$	GROUP DESCRIPTION	DT = 100 KG	1 000 DM	1 000 \$
656 TULLE, LACE, EMBROIDRY, ETC	462	2 251	1 564	885 WATCHES AND CLOCKS	596	7 563	5 264
657 SPECIAL YARN, TXTL. FABRIC	13 756	28 384	19 900	891 ARMS AND AMMUNITION	597	4 211	2 968
658 TEXTILE ARTICLES NES	5 344	8 521	5 950	892 PRINTED MATTER	97 788	63 824	44 490
659 FLOOR COVERINGS, ETC.	19 452	12 916	8 995	893 ARTICLES, NES, OF PLASTICS	135 660	98 180	68 606
660 CPL IND PLANT CHAPTER 68	456	121	84	894 BABY CARRIAGE, TOYS, GAMES	40 649	45 791	32 107
661 LIME, CEMENT, CONSTR. MATRL	63 464	7 646	5 332	895 OFFICE, STATIONERY SUPPLS	2 613	9 957	6 924
662 CLAY, REFRACT. CONSTR. MATRL	188 290	29 041	20 271	896 WORKS OF ART, ANTIQUE ETC	94	3 681	2 582
663 MINERAL MANUFACTURES, NES	112 270	32 575	22 823	897 GOLD, SILVERWARE, JEWEL NES	56	19 366	13 476
664 GLASS	13 580	12 864	8 922	898 MUSICAL INSTRUMENTS, ETC.	11 415	37 979	26 594
665 GLASSWARE	67 913	13 886	9 748	899 MISC MANUFCTRD GOODS NES	5 521	20 396	14 277
666 POTTERY	2 777	6 217	4 327	941 COMPL IND PLANT CHAPT 99	42 569	42 152	29 387
667 PEARLS, PRECIOUS STONES		616	429	961 COIN NONGOLD NONCURRENT	2	77	54
671 PIG IRON, SPIEGELEISN, ETC	2 054	1 051	716	971 GOLD, NONMONTY EXCL DRES		2 357	1 662
672 INGOTS ETC. IRON OR STEEL	333 317	13 619	9 541	972 MONETARY GOLD, GOLD COINS		109	76
673 FLAT-ROLLED IRON ETC.	1 286 235	106 186	74 936				
674 FLAT-ROLLED PLATED IRON	55 488	11 251	7 887	GEORGIA			
675 FLAT-ROLLED, ALLOY STEEL	23 075	8 478	5 992	IMPORTS	37 605	9 140	6 418
676 IRON, STL, BAR, SHAPES ETC.	27 445	7 992	5 607				
677 RAILWAY TRACK IRON, STEEL	179	73	50	059 FRUIT, VEGETABLE JUICES	11 898	1 425	998
678 WIRE OF IRON OR STEEL	1 076	483	335	282 FERROUS WASTE AND SCRAP	757	114	79
679 TUBES, PIPES, ETC. IRON, STL	549 393	81 868	57 654	288 NON-FERROUS WASTE, SCRAP	5 971	2 028	1 433
681 SILVER, PLATINUM, ETC.	53	1 696	1 196	292 CRUDE VEG. MATERIALS, NES	64	210	146
682 COPPER	25 105	11 935	8 344	298 INORGANIC CHEM. ELEMENTS	3	46	33
683 NICKEL	221	397	278	523 METAL, SALTS, INORGAN. ACID	53	79	56
684 ALUMINIUM	24 615	17 980	12 583	551 ESSNTL. OIL, PERFUME, FLAVR	717	72	50
686 ZINC	580	262	176	652 COTTON FABRICS, WOVEN	67	49	35
689 MISC. NON-FERR. BASE METAL	20	237	158	672 INGOTS ETC. IRON OR STEEL	15 232	492	356
691 METALLIC STRUCTURES NES	87 087	74 736	52 324	682 COPPER	216	51	37
692 CONTAINERS, STORAGE, TRNSP	8 291	10 624	7 459	684 ALUMINIUM	200	48	32
693 WIRE PRODUCTS EXCL. ELECT	5 868	3 091	2 176	689 MISC. NON-FERR. BASE METAL	248	152	106
694 NAILS, SCREWS, NUTS, ETC.	3 761	3 927	2 740	728 OTH. MACH. PTS, SPCL INDUST	71	47	32
695 TOOLS	9 564	37 689	26 335	741 HEATING, COOLING EQUIP, PART	8	60	44
696 CUTLERY	1 225	5 736	3 996	842 WOMEN, GIRL CLOTHING, XKNIT	224	529	372
697 HOUSEHOLD EQUIPMENT, NES	9 656	14 050	9 783	961 COIN NONGOLD NONCURRENT	10	1 133	795
699 MANUFACT. BASE METAL, NES	58 688	57 832	40 447	971 GOLD, NONMONTY EXCL DRES	1	1 174	815
700 CPL IND PLANT (84/85/87)	132 394	446 758	313 185	972 MONETARY GOLD, GOLD COINS		755	529
711 STEAM GENER. BOILERS, ETC.	4 817	8 531	6 016				
712 STEAM TURBINES	99	1 275	855	EXPORTS	526 722	50 484	35 458
713 INTRNL COMBUS PSTN ENGIN	9 694	35 624	24 904				
714 ENGINES, MOTORS NON-ELECT	5 705	38 276	26 834	012 OTHER MEAT, MEAT OFFAL	385	72	49
716 ROTATING ELECTRIC PLANT	7 821	23 155	16 161	017 MEAT, OFFL, PRPD, PRSVD, NES	346	158	110
718 OTH. POWR. GENRTNG. MACHNRY	476	3 841	2 642	022 MILK AND CREAM	808	339	237
721 AGRIC. MACHINES, EX. TRACTR	37 578	62 801	43 762	041 WHEAT, MESLIN, UNMILLED	347 796	4 777	3 419
722 TRACTORS	1 540	3 636	2 525	045 OTHER CEREALS, UNMILLED	27 437	962	628
723 CIVIL ENGINEERING EQUIPT	87 335	173 983	122 086	046 MEAL, FLOUR OF WHEAT, MESLIN	71 611	2 927	2 083
724 TEXTILE, LEATHER MACHINES	20 984	100 597	70 194	054 VEGETABLES	100	86	60
725 PAPER, PULP MILL MACHINES	10 257	76 335	54 005	061 SUGARS, MOLASSES, HONEY	14 234	692	485
726 PRINTNG, BOOKBINDNG MACHS	9 221	55 497	38 771	071 COFFEE, COFFEE SUBSTITUTE	54	110	75
727 FOOD-PROCESS. MCH. NON DOM	34 669	115 744	81 038	098 EDIBLE PROD. PREPRTNS, NES	705	178	123
728 OTH. MACH. PTS, SPCL INDUST	93 086	295 223	206 004	112 ALCOHOLIC BEVERAGES	28 512	4 482	3 140
731 METAL REMOVAL WORK TOOLS	16 961	105 523	73 346	122 TOBACCO, MANUFACTURED	1 352	1 878	1 327
733 MACH-TOOLS, METAL-WORKING	48 283	166 365	116 431	292 CRUDE VEG. MATERIALS, NES	24	106	70
735 PARTS, NES, FOR MACH-TOOLS	2 033	20 711	14 373	334 PETROLEUM PRODUCTS	480	105	74
737 METALWORKING MACHNRY NES	7 584	45 644	31 841	512 ALCOHOL, PHENOL, ETC. DERIV	2 028	420	291
741 HEATING, COOLING EQUIP, PART	60 142	196 417	137 283	531 SYNTH. COLOURS, LAKES, ETC.	266	61	42
742 PUMPS FOR LIQUIDS, PARTS	10 155	45 583	31 886	533 PIGMENTS, PAINTS, ETC.	235	176	121
743 PUMPS NES, CENTRIFUGS ETC	28 121	89 445	61 954	541 MEDICINES, ETC. EXC. GRP542	1	77	53
744 MECHANICAL HANDLING EQUIP	58 792	109 953	76 810	542 MEDICAMENTS	212	2 031	1 454
745 OTH. NONELEC MCH. TOOL, NES	30 451	144 160	101 127	553 PERFUMERY, COSMETICS, ETC.	42	131	90
746 BALL OR ROLLER BEARINGS	3 280	11 340	7 954	575 OTH. PLASTIC, PRIMARY FORM	281	151	104
747 TAPS, COCKS, VALVES, ETC.	8 852	37 350	26 216	600 CPL IND PLANT CHAP 69-76	57	90	62
748 TRANSMISSIONS SHAFTS ETC	3 490	12 309	9 012	625 RUBBER TYRES, TUBES, ETC.	2 190	179	123
749 NON-ELECT MACH. PARTS, ETC	2 513	26 080	18 272	635 WOOD MANUFACTURES, NES	168	52	38
751 OFFICE MACHINES	5 985	54 494	38 127	641 PAPER AND PAPERBOARD	1 005	286	199
752 AUTOMATC. DATA PROC. EQUIP	15 418	138 376	96 985	642 PAPER, PAPERBOARD, CUT ETC	178	89	62
759 PARTS, FOR OFFICE MACHINS	2 039	25 661	17 875	653 FABRICS, MAN-MADE FIBRES	231	302	209
761 TELEVISION RECEIVERS ETC	7 428	16 885	11 654	654 OTH. TEXTILE FABRIC, WOVEN	87	198	141
762 RADIO-BROADCAST RECEIVER	691	3 073	2 134	657 SPECIAL YARN, TXTL. FABRIC	53	62	43
763 SOUND RECORDER, PHONOGRPH	369	5 993	4 148	661 LIME, CEMENT, CONSTR. MATRL	3 438	59	41
764 TELECOMM. EQUIP. PARTS NES	29 197	452 396	316 864	663 MINERAL MANUFACTURES, NES	281	74	52
771 ELECT POWER MACHNRY. PARTS	1 511	9 286	6 497	684 ALUMINIUM	334	255	180
772 ELEC. SWITCH. RELAY. CIRCUIT	9 753	70 736	49 326	695 TOOLS	50	89	62
773 ELECTR DISTRIB. EQUIP NES	81 854	86 027	60 111	699 MANUFACT. BASE METAL, NES	148	335	235
774 ELECTRO-MEDCL. XRAY EQUIP	12 766	296 882	207 423	700 CPL IND PLANT (84/85/87)	1 159	2 044	1 432
775 DOM. ELEC. NON-ELEC. EQUIPT	79 643	138 645	96 660	716 ROTATING ELECTRIC PLANT	1 448	1 795	1 262
776 TRANSISTORS, VALVES, ETC.	480	13 888	9 642	724 TEXTILE, LEATHER MACHINES	35	119	83
778 ELECTRIC. MACH. APPART. NES	220 342	109 224	76 562	727 FOOD-PROCESS. MCH. NON DOM	26	107	73
781 PASS. MOTOR VEHCLS. EX. BUS	161 952	402 057	280 793	741 HEATING, COOLING EQUIP, PART	73	270	191
782 GOODS, SPCL TRANSPORT VEH	67 635	84 000	59 071	745 OTH. NONELEC MCH. TOOL, NES	186	158	109
783 ROAD MOTOR VEHICLES NES	140 200	88 901	62 018	749 NON-ELECT MACH. PARTS, ETC	19	236	166
784 PARTS, TRACTORS, MOTOR VEH	40 347	125 551	88 978	751 OFFICE MACHINES	8	46	34
785 CYCLES, MOTORCYCLES ETC.	332	1 261	872	752 AUTOMATC. DATA PROC. EQUIP	25	399	280
786 TRAILERS, SEMI-TRAILR, ETC	47 341	30 361	21 237	762 RADIO-BROADCAST RECEIVER	15	125	90
791 RAILWAY VEHICLES. EQUIPNT	100 209	199 432	139 284	764 TELECOMM. EQUIP. PARTS NES	94	1 571	1 122
792 AIRCRAFT, ASSCOTD. EQUIPNT	470	21 003	14 694	772 ELEC. SWITCH. RELAY. CIRCUIT	75	283	196
793 SHIP, BOAT, FLOAT. STRUCTS	32 547	20 581	14 256	773 ELECTR DISTRIB. EQPT NES	68	63	43
800 CPL IND PLANT CHAP 90/94	7 733	71 737	50 701	774 ELECTRO-MEDCL. XRAY EQUIP	12	182	128
811 PREFABRICATED BUILDINGS	149 685	95 260	67 076	775 DOM. ELEC. NON-ELEC. EQUIPT	174	292	200
812 PLUMBNG, SANITRY, EQPT. ETC	17 272	23 182	16 216	778 ELECTRIC. MACH. APPART. NES	5	67	45
813 LIGHTNG FIXTURES ETC. NES	15 288	28 885	20 135	781 PASS. MOTOR VEHCLS. EX. BUS	2 720	4 288	3 001
821 FURNITURE, CUSHIONS, ETC.	174 911	176 369	123 786	782 GOODS, SPCL TRANSPORT VEH	163	44	31
831 TRUNK, SUIT-CASES, BAG, ETC	2 509	11 649	8 175	783 ROAD MOTOR VEHICLES NES	989	182	127
841 MENS, BOYS CLOTHING, X-KNIT	3 390	29 857	20 916	784 PARTS, TRACTORS, MOTOR VEH	447	939	658
842 WOMEN, GIRL CLOTHING, XKNIT	4 334	67 822	47 488	800 CPL IND PLANT CHAP 90/94	737	5 331	3 721
843 MENS, BOYS CLOTHING, KNIT	617	4 087	2 874	813 LIGHTNG FIXTURES ETC. NES	144	110	77
844 WOMEN, GIRLS CLOTHING. KNIT	1 132	10 624	7 434	821 FURNITURE, CUSHIONS, ETC.	362	102	71
845 OTHR. TEXTILE APPAREL, NES	3 189	27 265	19 149	841 MENS, BOYS CLOTHING, X-KNIT	96	169	119
846 CLOTHING ACCESSRS, FABRIC	3 061	12 652	8 834	842 WOMEN, GIRL CLOTHING, XKNIT		66	44
848 CLOTHING, NONTXTL; HEADGEAR	2 166	21 872	15 183	845 OTHR. TEXTILE APPAREL, NES	6	74	50
851 FOOTWEAR	47 446	200 833	140 721	846 CLOTHING ACCESSRS, FABRIC	8	50	34
871 OPTICAL INSTRUMENTS, NES	287	9 718	6 804	848 CLOTHING, NONTXTL; HEADGEAR	21	70	50
872 MEDICAL INSTRUMENTS NES	13 308	164 367	115 125	851 FOOTWEAR	92	545	386
873 METERS, COUNTERS, NES	594	3 620	2 530	872 MEDICAL INSTRUMENTS NES	175	490	344
874 MEASURE, CONTROL INSTRMNT	9 256	168 037	117 140	874 MEASURE, CONTROL INSTRMNT	186	135	90
881 PHOTOGRAPH APPAR. ETC. NES	2 673	24 459	17 046	892 PRINTED MATTER	94	299	212
882 PHOTO. CINEMATOGRPH. SUPPL	17 015	39 632	27 728	893 ARTICLES, NES, OF PLASTICS	195	186	132
883 CINE. FILM EXPOSD. DEVELOPD	8	147	103	896 WORKS OF ART, ANTIQUE ETC	2	94	68
884 OPTICAL GOODS NES	211	10 232	7 168				

7 IMPORTS AND EXPORTS (SPECIAL TRADE) BY COUNTRIES OF PRODUCTION AND CONSUMPTION AND BY GROUPS OF THE SITC-REV. III 1995

GROUP DESCRIPTION	DT = 100 KG	1 000 DM	1 000 \$	GROUP DESCRIPTION	DT = 100 KG	1 000 DM	1 000 \$
897 GOLD, SILVERWARE, JEWEL NES		42	30	635 WOOD MANUFACTURES, NES	221	113	79
898 MUSICAL INSTRUMENTS, ETC.	5	67	48	642 PAPER, PAPERBOARD, CUT ETC	51	46	31
899 MISC MANUFACTRD GOODS NES	52	373	260	651 TEXTILE YARN	173	144	104
941 COMPL IND PLANT CHAPT 99	610	1 275	884	662 CLAY, REFRACT. CONSTR. MATRL	298	56	40
ARMENIA				663 MINERAL MANUFACTURES, NES	80	50	35
IMPORTS	9 795	18 382	12 951	679 TUBES, PIPES, ETC. IRON, STL	684	120	78
112 ALCOHOLIC BEVERAGES	16	43	31	681 SILVER, PLATINUM, ETC.	2	62	41
287 ORE, CONCENTR. BASE METALS	8 550	3 679	2 557	682 COPPER	1 601	1 434	1 005
288 NON-FERROUS WASTE, SCRAP	904	359	241	683 NICKEL	4	136	94
659 FLOOR COVERINGS, ETC.	72	403	274	684 ALUMINIUM	603	371	258
664 GLASS	153	94	65	691 METALLIC STRUCTURES NES	85	141	99
874 MEASURE, CONTROL INSTRMNT	48	90	64	695 TOOLS	15	115	81
971 GOLD, NONMONTRY EXCL ORES	16	13 609	9 645	697 HOUSEHOLD EQUIPMENT, NES	167	226	158
EXPORTS	291 333	30 462	21 355	699 MANUFACTS. BASE METAL, NES	3 646	1 217	842
024 CHEESE AND CURD	1 028	318	226	713 INTRNL COMBUS PSTN ENGIN	34	270	188
041 WHEAT, MESLIN, UNMILLED	99 350	1 398	998	714 ENGINES, MOTORS NON-ELECT	76	44	31
046 MEAL, FLOUR OF WHEAT, MSLN	79 568	3 517	2 496	722 TRACTORS	60	106	70
054 VEGETABLES	56	60	42	723 CIVIL ENGINEERING EQUIPT	35	209	146
061 SUGARS, MOLASSES, HONEY	104 632	5 861	4 124	724 TEXTILE, LEATHER MACHINES	973	5 147	3 557
112 ALCOHOLIC BEVERAGES	2 473	421	295	728 OTH. MACH. PTS, SPCL INDUST	2 649	953	681
334 PETROLEUM PRODUCTS	667	134	96	741 HEATING, COOLING EQUIP, PART	199	336	236
542 MEDICAMENTS	15	109	76	742 PUMPS FOR LIQUIDS, PARTS	37	273	194
598 MISC. CHEMICAL PRODS. NES	340	100	71	743 PUMPS NES, CENTRIFUGS ETC	18	96	65
681 SILVER, PLATINUM, ETC.	7	433	293	745 OTH. NONELEC MCH, TOOL, NES	330	626	440
733 MACH-TOOLS, METAL-WORKING	38	623	451	747 TAPS, COCKS, VALVES, ETC.	17	152	103
735 PARTS, NES, FOR MACH-TOOLS	3	74	53	749 NON-ELECT MACH. PARTS, ETC	6	87	61
745 OTH. NONELEC MCH, TOOL, NES	42	165	115	751 OFFICE MACHINES	19	80	54
764 TELECOMM. EQUIP. PARTS NES	4	227	160	752 AUTOMATC. DATA PROC. EQUIP	11	140	93
772 ELEC. SWITCH, RELAY, CIRCUIT	40	77	54	759 PARTS, FOR OFFICE MACHINS	5	72	51
781 PASS. MOTOR VEHCLS. EX. BUS	330	740	515	764 TELECOMM. EQUIP. PARTS NES	23	450	310
783 ROAD MOTOR VEHICLES NES	143	54	38	772 ELEC. SWITCH, RELAY, CIRCUIT	20	242	173
784 PARTS, TRACTORS, MOTOR VEH	22	194	134	773 ELECTR. DISTRI. EQPT NES	549	378	267
851 FOOTWEAR	50	49	34	775 DOM. ELEC. NON-ELEC. EQUIPT	16	76	55
871 OPTICAL INSTRUMENTS, NES	1	114	81	778 ELECTRIC MACH. APPART. NES	55	278	197
874 MEASURE, CONTROL INSTRMNT	20	205	146	781 PASS. MOTOR VEHCLS. EX. BUS	1 581	4 976	3 467
881 PHOTOGRAPH APPAR. ETC. NES	5	77	55	782 GOODS, SPCL TRANSPORT VEH	893	1 629	1 155
892 PRINTED MATTER	186	509	348	783 ROAD MOTOR VEHICLES NES	1 473	200	141
899 MISC MANUFACTRD GOODS NES	7	61	44	784 PARTS, TRACTORS, MOTOR VEH	135	404	285
971 GOLD, NONMONTRY EXCL ORES	7	13 191	9 193	786 TRAILERS, SEMI-TRAILER, ETC	341	88	61
AZERBAIJAN				813 LIGHTING FIXTURES ETC. NES	12	47	34
IMPORTS	39 101	23 856	16 799	821 FURNITURE, CUSHIONS, ETC.	263	304	212
034 FISH, FRESH, CHILLED, FROZEN	358	52	36	821 MENS, BOYS CLOTHING, X-KNIT	128	460	322
057 FRUIT, NUTS EXCL. OIL NUTS	1 325	217	154	846 CLOTHING ACCESSRS, FABRIC	19	62	42
059 FRUIT, VEGETABLE JUICES	21 435	3 145	2 169	851 FOOTWEAR	139	303	207
263 COTTON	8 100	593	426	872 MEDICAL INSTRUMENTS NES	414	789	550
282 FERROUS WASTE AND SCRAP	948	103	72	873 METERS, COUNTERS, NES	172	479	332
288 NON-FERROUS WASTE, SCRAP	2 009	12 190	8 702	874 MEASURE, CONTROL INSTRMNT	64	566	389
291 CRUDE ANIMAL MATERIALS. NES	154	530	372	892 PRINTED MATTER	487	1 592	1 124
592 STARCHES, INULIN, ETC.	195	115	82	893 ARTICLES, NES, OF PLASTICS	419	287	195
651 TEXTILE YARN	230	77	54	899 MISC MANUFACTRD GOODS NES	54	97	68
652 COTTON FABRICS, WOVEN	3 387	1 770	1 233	KAZAKHSTAN	90	1 497	1 069
659 FLOOR COVERINGS, ETC.	405	4 427	3 058	IMPORTS	750 214	135 797	95 016
724 TEXTILE, LEATHER MACHINES	105	61	42	034 FISH, FRESH, CHILLED, FROZEN	9 747	5 580	3 905
871 OPTICAL INSTRUMENTS, NES	1	49	33	037 FISH ETC. PREPD, PRSVD. NES	128	4 362	3 026
896 WORKS OF ART, ANTIQUE ETC	4	69	48	045 OTHER CEREALS, UNMILLED	1 820	102	72
EXPORTS	675 373	74 541	52 047	059 FRUIT, VEGETABLE JUICES	13 384	2 358	1 622
011 BOVINE MEAT	7 612	1 509	1 057	059 FURS, KINGS, RAW	51	172	121
012 OTHER MEAT, MEAT OFFAL	893	179	126	222 OILSEED(SFT. FIX VEG. OIL)	23 664	962	687
016 MEAT, ED. OFFL, DRY, SLT, SMK	2 290	77	52	263 COTTON	981	244	175
017 MEAT, OFFL, PRPD, PRSVD, NES	3 501	959	668	282 FERROUS WASTE AND SCRAP	3 317	413	288
022 MILK AND CREAM	911	138	92	287 ORE, CONCENTR. BASE METALS	2 634	119	83
023 BUTTER, OTHER FAT OF MILK	2 355	640	436	288 NON-FERROUS WASTE, SCRAP	5 896	3 312	2 303
024 CHEESE AND CURD	500	280	191	289 PREC. METAL ORES, CONCENTRS	4	51	37
037 FISH ETC. PREPD, PRSVD. NES	79	55	39	321 CRUDE ANIMAL MATERIALS. NES	1 346	584	412
041 WHEAT, MESLIN, UNMILLED	521 292	8 434	6 000	322 COAL, NOT AGGLOMERATED	125 989	1 024	699
046 MEAL, FLOUR OF WHEAT, MSLN	19 941	701	489	322 INORGANIC CHEM. ELEMENTS	68 483	13 190	9 183
048 CEREAL PREPARATIONS	642	243	165	323 METAL. SALTS, INORGAN. ACID	719	226	155
056 VEGETABLES, PRPD, PRSVD, NES	217	71	50	524 OTHER CHEMICAL COMPOUNDS	9 898	2 422	1 688
059 FRUIT, VEGETABLE JUICES	208	56	35	562 FERTILIZER, EXCEPT GRP272	39 721	827	585
061 SUGARS, MOLASSES, HONEY	2 853	162	115	572 POLYMERS OF STYRENE	1 000	159	114
062 SUGAR CONFECTIONERY	79	45	31	573 POLYMERS, VINYL CHLORIDE	2 260	230	162
071 COFFEE, COFFEE SUBSTITUTE	23	60	43	592 STARCHES, INULIN, ETC.	1 102	558	389
073 CHOCOLATE, OTH. COCOA PREP	1 633	783	536	634 VENEERS, PLYWOOD, ETC.	792	51	37
074 TEA AND MATE	351	141	97	659 FLOOR COVERINGS, ETC.	25	463	296
091 MARGARINE AND SHORTENING	1 360	223	153	661 LIME, CEMENT, CONSTR. MATRL	428	63	43
098 EDIBLE PROD. PREPRTNS, NES	37 099	8 264	5 750	671 PIG IRON, SPIEGELEISN, ETC	306 218	35 590	24 859
111 NON-ALCOHOL. BEVERAGE, NES	622	80	55	674 FLAT-ROLLED PLATED IRON	630	60	41
112 ALCOHOLIC BEVERAGES	26 836	4 292	3 007	682 COPPER	94 773	39 766	27 974
122 TOBACCO, MANUFACTURED	3 841	5 712	4 026	683 NICKEL	2 585	3 067	2 178
248 WOOD, SIMPLY WORKED	121	105	73	684 ALUMINIUM	116	226	158
292 CRUDE VEG. MATERIALS, NES	40	68	48	685 LEAD	754	68	48
411 ANIMAL OILS AND FATS	395	75	53	686 ZINC	20 667	3 129	2 171
421 FIXED VEG. FAT, OILS, SOFT	1 157	163	117	689 MISC. NON-FERR. BASE METAL	•	•	•
511 HYDROCARBONS, NES, DERIVTS	15	46	32	691 MANUFACTS. BASE METAL, NES	1 113	401	288
512 ALCOHOL, PHENOL, ETC. DERIV	1 479	210	145	721 AGRIC. MACHINES, EX. TRACTR	1 281	161	111
533 PIGMENTS, PAINTS, ETC.	81	87	62	741 HEATING, COOLING EQUIP, PART	5	45	32
541 MEDICINES, ETC. EXC. GRP542	1	95	65	764 TELECOMM. EQUIP. PARTS NES	20	229	161
542 MEDICAMENTS	1 714	6 912	4 762	782 GOODS, SPCL TRANSPORT VEH	371	2 411	1 713
553 PERFUMERY, COSMETICS, ETC.	1 131	418	292	784 PARTS, TRACTORS, MOTOR VEH	30	284	197
554 SOAP, CLEANERS, POLISH, ETC	145	56	39	874 MEASURE, CONTROL INSTRMNT	6	44	30
574 POLYACETAL, POLYCARBONATE	3 676	958	662	EXPORTS	563 211	408 736	285 034
575 OTH. PLASTIC, PRIMARY FORM	21	193	134	001 LIVE ANIMALS	1 001	395	257
581 PLASTIC TUBE, PIPE, HOSE	79	48	33	016 MEAT, ED. OFFL, DRY, SLT, SMK	218	68	49
582 PLASTIC PLATE, SHEETS, ETC	126	119	82	017 MEAT, OFFL, PRPD, PRSVD, NES	1 562	597	417
597 PREPD ADDITIVES, LIQUIDS	3 717	1 256	868	022 MILK AND CREAM	5 643	2 196	1 532
598 MISC. CHEMICAL PRODS. NES	901	872	603	023 BUTTER, OTHER FAT OF MILK	1 536	320	228
625 RUBBER TYRES, TUBES, ETC.	1 335	161	111	024 CHEESE AND CURD	507	246	170
634 VENEERS, PLYWOOD, ETC.	271	44	31	037 FISH ETC. PREPD, PRSVD. NES	7 145	111	79
				048 CEREAL PREPARATIONS	7 588	1 240	863
				054 VEGETABLES	1 048	357	251
				056 VEGETABLES, PRPD, PRSVD, NES	345	103	69

7 IMPORTS AND EXPORTS (SPECIAL TRADE) BY COUNTRIES OF PRODUCTION AND CONSUMPTION AND BY GROUPS OF THE SITC-REV. III 1995

GROUP DESCRIPTION	DT = 100 KG	1 000 DM	1 000 \$	GROUP DESCRIPTION	DT = 100 KG	1 000 DM	1 000 \$
058 FRUIT, PRESERVED, PREPARED	304	127	94	764 TELECOMM. EQUIP. PARTS NES	1 051	15 623	10 877
059 FRUIT, VEGETABLE JUICES	6 820	648	462	771 ELECT. POWER MACHIN. PARTS	185	668	463
061 SUGARS, MOLASSES, HONEY	2 146	324	234	772 ELEC. SWITCH. RELAY. CIRCUIT	395	5 047	3 512
062 SUGAR CONFECTIONERY	914	512	353	773 ELECTR. DISTRIBUT. EQPT NES	398	5 504	3 949
071 COFFEE, COFFEE SUBSTITUTE	209	181	128	774 ELECTRO-MEDCL. XRAY EQUIP	81	2 486	1 754
073 CHOCOLATE, OTH. COCOA PREP	17 866	10 029	6 964	775 DOM. ELEC. NON-ELEC. EQUIPT	1 302	2 057	1 448
074 TEA AND MATE	105	184	130	776 TRANSISTORS, VALVES, ETC.		114	80
081 ANIMAL FEED STUFF	1 367	235	167	778 ELECTRIC. MACH. APPART. NES	1 198	2 299	1 589
091 MARGARINE AND SHORTENING	10 939	1 796	1 245	781 PASS. MOTOR VEHCL. EX. BUS	11 457	19 151	13 373
098 EDIBLE PROD. PREPRTNS, NES	3 173	894	620	782 GOODS, SPCL. TRANSPORT VEH	10 585	6 068	4 238
111 NON-ALCOHOL. BEVERAGES, NES	8 078	681	483	783 ROAD MOTOR VEHICLES NES	16 207	16 671	11 533
112 ALCOHOLIC BEVERAGES	160 502	25 582	17 928	784 PARTS, TRACTORS, MOTOR VEH	1 813	7 877	5 494
122 TOBACCO, MANUFACTURED	22 139	19 255	13 500	785 CYCLES, MOTORCYCLES ETC.	45	226	159
223 OILSEED (OTH. FIX. VEG. OIL)	251	110	78	786 TRAILERS, SEMI-TRAILER, ETC	7 058	2 182	1 534
248 WOOD, SIMPLY WORKED	2 086	475	335	791 RAILWAY VEHICLES, EQUIPNT	35	195	140
261 SILK	27	50	35	792 AIRCRAFT, ASSOC'D. EQUIPNT	29	90	63
267 OTHER MAN-MADE FIBRES	1 121	605	428	800 CPL. IND. PLANT CHAP 90/94		175	118
269 WORN CLOTHING, TEXTL. ARTL	288	59	40	811 PREFABRICATED BUILDINGS	82	320	218
288 NON-FERROUS WASTE, SCRAP	6 315	445	318	812 PLUMBING, SANITRY, EQPT. ETC	1 265	2 313	1 621
292 CRUDE VEG. MATERIALS, NES	4 518	1 355	956	813 LIGHTING FIXTURES ETC. NES	219	947	661
334 PETROLEUM PRODUCTS	4 529	644	448	821 FURNITURE, CUSHIONS, ETC.	10 554	8 159	5 715
335 RESIDUAL PETROL. PRODUCTS	2 965	1 02	72	831 TRUNK, SUIT-CASES, BAG, ETC	67	192	132
421 FIXED VEG. FAT, OILS, SOFT	10 270	1 575	1 097	841 MENS, BOYS CLOTHING, X-KNIT	496	1 699	1 193
431 ANIMAL, VEG. FATS, OILS, NES	405	63	44	842 WOMEN, GIRL CLOTHING, X-KNIT	173	1 182	825
512 ALCOHOL, PHENOL, ETC. DERIV	4 619	1 042	720	843 MENS, BOYS CLOTHING, KNIT	55	318	221
513 CARBOXYLIC ACIDS, DERIVTS	282	153	107	844 WOMEN, GIRLS CLOTHING, KNIT	93	421	288
515 ORGANO-INORGANIC COMPNDS	1 085	392	258	845 OTHR. TEXTILE APPAREL, NES	169	732	510
516 OTHER ORGANIC CHEMICALS	352	161	113	846 CLOTHING ACCESSRS, FABRIC	424	854	589
523 METAL. SALTS, INDRGAN. ACID	393	71	52	848 CLOTHING, NONTEXTL; HEADGEAR	180	321	219
533 PIGMENTS, PAINTS, ETC.	3 283	1 282	897	851 FOOTWEAR	5 005	13 588	9 474
541 MEDICINES, ETC. EXC. GRP 542	87	611	426	871 OPTICAL INSTRUMENTS, NES	9	377	267
542 MEDICAMENTS	517	4 271	2 991	872 MEDICAL INSTRUMENTS NES	286	2 382	1 679
553 PERFUMERY, COSMETICS, ETC.	9 734	8 846	6 198	873 METERS, COUNTERS, NES	171	539	379
554 SOAP, CLEANERS, POLISH, ETC	22 229	7 375	5 157	874 MEASURE, CONTROL INSTRMNT	209	8 873	6 218
574 POLYACETAL, POLYCARBONATE	3 233	1 416	987	881 PHOTOGRAPH APPAR. ETC. NES	40	498	343
575 OTH. PLASTIC, PRIMARY FORM	1 397	825	571	882 PHOTO. CINEMATOGRAPH. SUPPL	208	443	304
581 PLASTIC TUBE, PIPE, HOSE	12 868	3 154	2 205	884 OPTICAL GOODS NES	5	219	150
582 PLASTIC PLATE, SHEETS, ETC	1 965	1 980	1 389	885 WATCHES AND CLOCKS	23	52	35
583 MONOFILAMENT OF PLASTICS	702	440	312	891 ARMS AND AMMUNITION	55	363	252
584 INSECTICIDES, ETC.	745	983	682	892 PRINTED MATTER	2 314	3 716	2 594
592 STARCHES, INULIN, ETC.	1 450	830	579	893 ARTICLES, NES, OF PLASTICS	4 526	3 150	2 197
593 EXPLOSIVES, PYROTECHNICS	42	83	58	894 BABY CARRIAGE, TOYS, GAMES	77	216	153
597 PREPRED ADDITIVES, LIQUIDS	1 584	608	420	895 OFFICE, STATIONERY SUPPLS	178	732	498
598 MISC. CHEMICAL PRDCTS, NES	2 718	1 581	1 094	897 GOLD, SILVERWARE, JEWEL NES	1	99	70
600 CPL. IND. PLANT CHAP 69-76	8 799	4 562	3 171	898 MUSICAL INSTRUMENTS, ETC.	115	1 110	776
621 MATERIALS OF RUBBER	139	254	176	899 MISC. MANUFCTRD GOODS NES	174	845	590
625 RUBBER TYRES, TUBES, ETC.	3 375	885	609	941 COMPL. IND. PLANT CHAPT 99	311	521	362
629 ARTICLES OF RUBBER, NES	3 872	3 339	2 349	971 GOLD, NONMONTY EXCL. DRES		51	35
634 VENEERS, PLYWOOD, ETC.	3 686	656	464				
635 WOOD MANUFACTURES, NES	1 758	938	656	TURKMENISTAN			
641 PAPER AND PAPERBOARD	3 949	1 717	1 207	IMPORTS	283 612	79 984	56 195
642 PAPER, PAPERBOARD, CUT ETC	22 645	9 917	6 953				
652 COTTON FABRICS, WOVEN	81	45	31	016 MEAT, ED. OFFL. DRY, SLT, SMK	4 148	2 831	2 005
653 FABRICS, MAN-MADE FIBRES	117	173	122	017 MEAT, OFFL. PRPD, PRSD, NES	14 873	8 464	5 986
654 OTH. TEXTILE FABRIC, WOVEN	60	224	159	018 COTTON	224 873	61 331	43 035
657 SPECIAL YARN, TEXTL. FABRIC	1 541	1 423	978	292 CRUDE VEG. MATERIALS, NES	800	97	65
658 TEXTILE ARTICLES NES	594	808	565	334 PETROLEUM PRODUCTS	36 701	1 286	542
659 FLOOR COVERINGS, ETC.	981	534	372	652 COTTON FABRICS, WOVEN	284	1 286	909
681 LIME, CEMENT, CONSTR. MATRL	3 588	380	271	653 FABRICS, MAN-MADE FIBRES	194	934	654
682 CLAY, REFRCT. CONSTR. MATRL	3 085	387	271	654 OTH. TEXTILE FABRIC, WOVEN	16	99	69
683 MINERAL MANUFACTURES, NES	2 350	517	359	659 FLOOR COVERINGS, ETC.	405	2 897	1 872
684 GLASS	252	122	82	724 TEXTILE, LEATHER MACHINES	158	198	137
685 GLASSWARE	7 802	1 376	975	742 PUMPS FOR LIQUIDS, PARTS	4	68	49
686 POTTERY	49	149	103	745 OTH. NONELEC MCH, TOOL, NES	23	120	86
667 PEARLS, PRECIOUS STONES		197	140	778 ELECTRIC. MACH. APPART. NES	5	56	40
676 IRON, STL. BAR, SHAPES ETC.	824	189	130				
679 TUBES, PIPES, ETC. IRON, STL	2 835	701	489	EXPORTS	123 983	81 824	57 092
681 SILVER, PLATINUM, ETC.	1	49	34				
683 NICKEL	20	75	52	011 BOVINE MEAT	40 027	8 699	6 198
684 ALUMINIUM	1 465	1 300	912	012 OTHER MEAT, MEAT OFFAL	6 107	696	496
691 METALLIC STRUCTURES NES	872	1 599	1 122	017 MEAT, OFFL. PRPD, PRSD, NES	170	125	88
692 CONTAINERS, STORAGE, TRNSP	83	149	102	061 SUGARS, MOLASSES, HONEY	30 000	1 503	1 062
693 WIRE PRODUCTS EXCL. ELECT	782	320	216	098 EDIBLE PROD. PREPRTNS, NES	1 059	150	105
694 NAILS, SCREWS, NUTS, ETC.	144	413	287	112 ALCOHOLIC BEVERAGES	5 621	956	674
695 TOOLS	275	1 330	920	122 TOBACCO, MANUFACTURED	546	744	523
696 CUTLERY	23	154	108	523 METAL. SALTS, INDRGAN. ACID	600	117	82
697 HOUSEHOLD EQUIPMENT, NES	404	473	333	531 SYNTH. COLOURS, LAKES, ETC.	306	703	492
699 MANUFACT. BASE METAL, NES	1 188	2 012	1 401	551 ESSNTL. OIL, PERFUME, FLAVR	129	127	88
700 CPL. IND. PLANT (84/85/87)	3 704	8 499	5 851	554 SOAP, CLEANERS, POLISH, ETC	3 036	784	542
711 STEAM GENER. BOILERS, ETC.	1 575	2 638	1 725	574 POLYACETAL, POLYCARBONATE	1 598	662	460
713 INTRNL COMBUS PSTN ENGIN	113	488	330	591 INSECTICIDES, ETC.	1 466	8 757	5 998
716 ROTATING ELECTRIC PLANT	290	1 759	1 239	597 PREPRED ADDITIVES, LIQUIDS	2 005	825	582
721 AGRIC. MACHINES, EX. TRACTR	3 795	9 621	6 598	598 MISC. CHEMICAL PRDCTS, NES	3 014	383	266
723 CIVIL ENGINEERING EQUIPT	624	1 676	1 149	625 RUBBER TYRES, TUBES, ETC.	396	95	63
724 TEXTILE, LEATHER MACHINES	281	1 025	721	642 PAPER, PAPERBOARD, CUT ETC	57	49	33
725 PAPER, PULP MILL MACHINES	49	302	212	651 TEXTILE YARN	1 032	523	371
726 PRINTING, BOOKBINDING MACHS	642	6 775	4 747	653 MINERAL MANUFACTURES, NES	176	87	62
727 FOOD-PROCESS. MCH. NON DOM	3 125	7 364	5 148	695 TOOLS	936	11 552	8 184
728 OTH. MACH. PTS, SPCL. INDUST	2 066	7 821	5 391	699 MANUFACT. BASE METAL, NES	12 747	3 151	2 092
731 METAL REMOVAL WORK TOOLS	773	4 633	3 257	700 CPL. IND. PLANT (84/85/87)	541	4 310	3 061
733 MACH-TOOLS, METAL-WORKING	809	3 880	2 661	711 STEAM GENER. BOILERS, ETC.	398	1 280	875
735 PARTS, NES, FOR MACH-TOOLS	81	1 384	947	724 TEXTILE, LEATHER MACHINES	3 123	6 141	4 134
737 METALWORKING MACHINRY NES	97	581	404	725 PAPER, PULP MILL MACHINES	422	11 820	8 204
741 HEATING, COOLING EQUIP, PART	2 862	10 605	7 281	726 PRINTING, BOOKBINDING MACHS	86	415	296
742 PUMPS FOR LIQUIDS, PARTS	574	2 779	1 926	727 FOOD-PROCESS. MCH. NON DOM	18	135	96
743 PUMPS NES, CENTRIFUGS ETC	654	3 152	2 127	728 OTH. MACH. PTS, SPCL. INDUST	6	197	137
744 MECHANICAL HANDLING EQUIP	1 441	4 226	2 986	731 PUMPS FOR LIQUIDS, PARTS	277	966	636
745 OTH. NONELEC MCH, TOOL, NES	1 765	10 507	7 391	745 OTH. NONELEC MCH, TOOL, NES	700	3 005	2 146
746 BALL OR ROLLER BEARINGS	58	247	174	763 SOUND RECORDER, PHONOGRPH	677	1 552	1 093
747 TAPS, COCKS, VALVES, ETC.	262	1 030	728	764 TELECOMM. EQUIP. PARTS NES	291	585	407
748 TRANSMISSIONS SHAFTS ETC	301	1 155	811	772 ELEC. SWITCH. RELAY. CIRCUIT	287	42	30
749 NON-ELECT. MACH. PARTS, ETC	18	1 378	968	773 ELECTR. DISTRIBUT. EQPT NES	5	139	98
751 OFFICE MACHINES	77	446	302	774 ELECTRO-MEDCL. XRAY EQUIP	33	191	134
752 AUTOMAT. DATA PROC. EQUIP	249	15 950	11 224	778 ELECTRIC. MACH. APPART. NES	876	3 082	2 169
759 PARTS, FOR OFFICE MACHINS	18	443	314	781 PASS. MOTOR VEHCL. EX. BUS	13	49	35
761 TELEVISION RECEIVERS ETC	48	817	46	813 LIGHTING FIXTURES ETC. NES	61	108	73
762 RADIO-BROADCAST RECEIVER	48	65	118	821 FURNITURE, CUSHIONS, ETC.			
763 SOUND RECORDER, PHONOGRPH	24	166					

7 IMPORTS AND EXPORTS (SPECIAL TRADE) BY COUNTRIES OF PRODUCTION AND CONSUMPTION AND BY GROUPS OF THE SITC-REV. III 1995

GROUP DESCRIPTION	DT = 100 KG	1 000 DM	1 000 \$	GROUP DESCRIPTION	DT = 100 KG	1 000 DM	1 000 \$
841 MENS,BOYS CLOTHNG,X-KNIT	405	561	392	724 TEXTILE,LEATHER MACHINES	12 998	42 638	29 793
842 WOMEN,GIRL CLOTHNG,XKNIT	7	58	41	725 PAPER,PULP MILL MACHINES	43	787	549
845 OTHR.TEXTILE APPAREL,NES	55	123	85	726 PRINTNG,BOOKBINDNG MACHS	337	749	531
851 FOOTWEAR	88	159	114	727 FOOD-PROCESS.MCH.NON DOM	1 841	8 751	6 064
872 MEDICAL INSTRUMENTS NES	16	98	70	728 OTH.MACH,PTS,SPCL INDUST	2 182	9 506	6 712
874 MEASURE,CONTROL INSTRMNT	14	580	404	731 METAL REMOVAL WORK TOOLS	12	71	49
893 ARTICLES,NES,OF PLASTICS	827	317	219	733 MACH-TOOLS,METAL-WORKING	542	7 718	5 378
899 MISC MANUFCTRD GOODS NES	10	86	61	735 PARTS,NES,FOR MACH-TOOLS	47	1 424	991
941 COMPL IND PLANT CHAPT 99	2 249	4 216	2 960	737 METALWORKING MACHNRY NES	1 032	1 698	1 203
UZBEKISTAN				741 HEATING,COOLNG EQUIP,PART	2 597	10 938	7 598
IMPORTS				742 PUMPS FOR LIQUIDS,PARTS	168	989	693
057 FRUIT,NUTS EXCL.OIL NUTS	497 192	269 997	187 721	743 PUMPS NES,CENTRIFUGS ETC	1 755	7 817	5 524
059 FRUIT, VEGETABLE JUICES				744 MECHANICAL HANDLING EQUIP	334	322	222
251 PULP AND WASTE PAPER				745 OTH.NONELEC MCH,TOOL,NES	673	9 184	6 515
263 COTTON	430 421	120 014	83 274	746 BALL OR ROLLER BEARINGS	42	207	144
266 SYNTHETIC FIBRES				747 TAPS,COCKS,VALVES,ETC.	2 826	6 807	4 743
288 NON-FERROUS WASTE,SCRAP	15 954	5 176	3 532	748 TRANSMISSIONS SHAFTS ETC	296	930	656
515 ORGANO-INORGANIC COMPNDS	2 428	466	325	749 NON-ELECT MACH,PARTS,ETC	80	608	426
652 COTTON FABRICS, WOVEN	5 724	2 253	1 585	751 OFFICE MACHINES	111	3 894	2 778
682 COPPER	495	161	111	752 AUTOMATC,DATA PROC.EQUIP	244	2 582	1 790
686 ZINC	20 166	3 210	2 221	759 PARTS,FOR OFFICE MACHINS	20	215	152
689 MISC.NON-FERR.BASE METAL	946	1 425	992	762 RADIO-BROADCAST RECEIVER	45	113	81
699 MANUFACTS.BASE METAL,NES	95	344	239	764 TELECOMM.EQUIP,PARTS NES	869	14 062	9 801
728 OTH.MACH,PTS,SPCL INDUST	258	178	123	771 ELECT POWER MACHNRY,PARTS	20	180	128
735 PARTS,NES,FOR MACH-TOOLS	31	50	36	772 ELEC.SWITCH.RELAY.CIRCUIT	249	4 402	2 957
747 TAPS,COCKS,VALVES,ETC.	34	45	32	773 ELECTR DISTRIB.EQPT NES	1 051	1 383	957
764 TELECOMM.EQUIP,PARTS NES	2	150	107	774 ELECTRO-MEDCL,XRAY EQUIP	242	5 038	3 542
772 ELEC.SWITCH.RELAY.CIRCUIT	9	60	42	775 DOM.ELEC,NON-ELEC.EQUIPT	242	457	318
845 OTHR.TEXTILE APPAREL,NES	4	106	70	776 TRANSISTORS,VALVES,ETC.	3	50	34
971 GOLD,NONMONTRY EXCL ORES	73	132 480	92 321	778 ELECTRIC,MACH,APPART,NES	1 432	6 868	4 842
EXPORTS				781 PASS.MOTOR VEHCLS.EX.BUS	3 681	10 550	7 321
011 BOVINE MEAT	100 454	20 201	14 021	782 GOODS,SPCL TRANSPORT VEH	3 309	10 813	7 591
017 MEAT,OFFL.PRPD,PRSD,NES	126	92	65	783 ROAD MOTOR VEHICLES NES	12 403	47 213	32 705
022 MILK AND CREAM	1 498	1 184	826	784 PARTS,TRACTORS,MOTOR VEH	1 122	2 181	1 509
024 CHEESE AND CURD	268	187	129	785 CYCLES,MOTORCYCLES ETC.	244	824	572
037 FISH ETC.PRPD,PRSD,NES	373	176	121	786 TRAILERS,SEMI-TRAILR,ETC	25 813	38 392	27 005
041 WHEAT, MESLIN, UNMILLED	931 383	26 811	18 605	791 RAILWAY VEHICLES,EQUIPNT	17	110	72
048 CEREAL PREPARATIONS	969	299	211	792 AIRCRAFT,ASDOCTD.EQUIPNT	2	377	259
056 VEGETABLES,PRPD,PRSD,NES	1 064	177	122	800 CPL IND PLANT CHAP 90/94	456	3 994	2 851
058 FRUIT,PRESERVED,PREPARED	562	150	108	812 PLUMBNG,SANITRY,EQPT.ETC	194	109	79
059 FRUIT, VEGETABLE JUICES	361	44	34	813 LIGHTING FIXTURES ETC.NES	23	91	62
061 SUGARS,MOLASSES,HONEY	66 338	3 568	2 527	821 FURNITURE,CUSHIONS,ETC.	993	1 175	821
062 SUGAR CONFECTIONERY	232	125	91	831 TRUNK,SUIT-CASES,BAG,ETC	8	48	33
071 COFFEE,COFFEE SUBSTITUTE	48	74	52	841 MENS,BOYS CLOTHNG,X-KNIT	74	631	445
073 CHOCOLATE,OTH.COCOA PREP	3 115	1 863	1 289	842 WOMEN,GIRL CLOTHNG,XKNIT	4	164	109
081 ANIMAL FEED STUFF	639	263	185	843 MENS,BOYS CLOTHING,KNIT	4	56	39
091 MARGARINE AND SHORTENING	84 862	14 498	10 233	845 OTHR.TEXTILE APPAREL,NES	10	112	78
098 EDIBLE PROD.PREPTNS,NES	521	320	225	846 CLOTHING ACCESSRS,FABRIC	7	61	40
111 NON-ALCOHOL.BEVERAGE,NES	3 694	310	221	848 CLOTHNG,NONXTL;HEADGEAR	4	59	40
112 ALCOHOLIC BEVERAGES,NES	56 741	8 695	6 063	851 FOOTWEAR	464	1 293	907
122 TOBACCO, MANUFACTURED	1 319	2 839	2 000	857 OPTICAL INSTRUMENTS,NES	44	1 147	786
278 OTHER CRUDE MINERALS	1 112	55	37	871 MEDICAL INSTRUMENTS NES	764	21 587	15 118
292 CRUDE VEG.MATERIALS, NES	56	88	62	874 MEASURE,CONTROL INSTRMNT	406	6 147	4 271
334 PETROLEUM PRODUCTS	867	316	223	881 PHOTOGRAPH APPAR.ETC.NES	29	244	168
512 ALCOHOL,PHENOL,ETC.DERIV	7 942	1 309	912	882 PHOTO.CINEMATOGPH. SUPPL	326	846	580
514 NITROGEN-FUNCT.COMPOUNDS	1 520	1 057	690	884 OPTICAL GOODS NES	12	410	286
515 ORGANO-INORGANIC COMPNDS	57	357	254	885 WATCHES AND CLOCKS	7	46	33
523 METAL.SALTS,INORGAN.ACID	3 506	929	649	892 PRINTED MATTER	174	289	208
531 SYNTH.COLOURS,LAKES,ETC.	306	636	445	893 ARTICLES,NES,OF PLASTICS	353	413	290
533 PIGMENTS, PAINTS, ETC.	496	280	196	894 BABY CARRIAGE, TOYS,GAMES	285	990	660
541 MEDICINES,ETC.EXC.GRP542	882	11 120	7 626	895 OFFICE,STATIONERY SUPPLS	56	166	115
542 MEDICAMENTS	1 777	22 021	15 561	897 GOLD,SILVERWARE,JEWEL NES	65	65	44
553 PERFUMERY,COSMETICS,ETC.	3 034	1 651	1 161	898 MUSICAL INSTRUMENTS,ETC.	6	304	212
554 SOAP,CLEANERS,POLISH,ETC	5 385	1 690	1 193	899 MISC MANUFCTRD GOODS NES	282	3 695	2 442
574 POLYACETAL,POLYCARBONATE	7 834	3 739	2 617	941 COMPL IND PLANT CHAPT 99	1 462	1 384	984
575 OTH.PLASTIC,PRIMARY FORM	9 624	5 950	4 167	971 GOLD,NONMONTRY EXCL ORES	54	54	37
581 PLASTIC TUBE,PIPE,HOSE	1 733	734	524	TADJIKISTAN			
582 PLASTIC PLATE,SHEETS,ETC	427	486	343	IMPORTS			
591 INSECTICIDES, ETC.	7 570	18 218	12 525	232 SYNTHETIC RUBBER, ETC.	414	94	63
592 STARCHES,INULIN,ETC.	655	499	341	263 COTTON	77 101	22 257	15 608
597 PREPRO ADDITIVES,LIQUIDS	910	228	154	288 NON-FERROUS WASTE,SCRAP	6 736	755	516
598 MISC.CHEMICAL PRDTS,NES	832	602	421	684 ALUMINIUM	20 549	5 079	3 575
611 LEATHER	148	401	283	694 NAILS,SCREWS,NUTS,ETC.	305	170	121
621 MATERIALS OF RUBBER	568	596	419	EXPORTS			
625 RUBBER TYRES,TUBES,ETC.	998	428	298	022 MILK AND CREAM	429	64	45
629 ARTICLES OF RUBBER, NES	567	837	572	046 MEAL,FLOUR OF WHEAT,MSLN	149 421	6 974	4 677
641 PAPER AND PAPERBOARD	5 256	6 890	4 734	047 OTHER CEREAL MEAL,FLOURS	17 564	745	517
642 PAPER,PAPERBOARD,CUT ETC	3 011	1 004	706	061 SUGARS,MOLASSES,HONEY	10 510	914	647
651 TEXTILE YARN	12	312	221	111 NON-ALCOHOL.BEVERAGE,NES	1 038	119	86
652 COTTON FABRICS, WOVEN	42	105	75	112 ALCOHOLIC BEVERAGES	62 040	9 017	6 333
655 KNIT,CROCHET,FABRIC NES	105	608	398	512 ALCOHOL,PHENOL,ETC.DERIV	786	169	117
657 SPECIAL YARN,TXTL.FABRIC	115	154	106	523 METAL.SALTS,INORGAN.ACID	16 939	467	320
658 TEXTILE ARTICLES NES	87	79	57	541 MEDICINES,ETC.EXC.GRP542	4	87	52
659 FLOOR COVERINGS, ETC.	173	91	60	544 SOAP,CLEANERS,POLISH,ETC	1 860	325	225
682 CLAY,REFRCT.CONSTR.MATRL	385	77	51	582 PLASTIC PLATE,SHEETS,ETC	42	59	41
683 MINERAL MANUFACTURES,NES	185	177	55	679 TUBES,PIPES,ETC.IRON,STL	178	227	161
684 GLASS	76	177	124	699 MANUFACTS.BASE METAL,NES	1 971	473	312
685 GLASSWARE	114	59	41	724 TEXTILE,LEATHER MACHINES	30 003	13 006	9 237
686 POTTERY	127	254	169	728 OTH.MACH,PTS,SPCL INDUST	204	528	375
679 TUBES,PIPES,ETC.IRON,STL	254	101	63	743 PUMPS NES,CENTRIFUGS ETC	246	73	53
684 ALUMINIUM	189	117	83	745 OTH.NONELEC MCH,TOOL,NES	150	351	247
691 METALLIC STRUCTURES NES	100	81	57	747 TAPS,COCKS,VALVES,ETC.	230	828	588
692 CONTAINERS,STORAGE,TRNSP	88	190	124	752 AUTOMATC,DATA PROC.EQUIP	23	355	252
693 WIRE PRODUCTS EXCL.ELECT	263	470	329	764 TELECOMM.EQUIP,PARTS NES	4	333	232
695 TOOLS	228	1 443	1 014	772 ELEC.SWITCH.RELAY.CIRCUIT	18	58	41
696 CUTLERY	25	126	89	773 ELECTR DISTRIB.EQPT NES	454	777	541
699 MANUFACTS.BASE METAL,NES	384	301	211	781 PASS.MOTOR VEHCLS.EX.BUS	378	1 544	1 098
700 CPL IND PLANT (84/85/87)	12 232	14 002	9 671	784 PARTS,TRACTORS,MOTOR VEH	19	97	68
713 INTRNL COMBUS PSTN ENGIN	289	687	484	821 FURNITURE,CUSHIONS,ETC.	90	79	56
716 ROTATING ELECTRIC PLANT	91	368	252	851 FOOTWEAR	18	82	58
718 OTH.POWR.GENRTNG.MACHNRY	19	179	126	874 MEASURE,CONTROL INSTRMNT	2	46	32
721 AGRIC.MACHINES,EX.TRACTR	21 661	30 733	21 680	892 PRINTED MATTER	74	194	133
723 CIVIL ENGINEERING EQUIPT	6 399	10 611	7 423				

7 IMPORTS AND EXPORTS (SPECIAL TRADE) BY COUNTRIES OF PRODUCTION AND CONSUMPTION AND BY GROUPS OF THE SITC-REV. III 1995

GROUP DESCRIPTION	DT = 100 KG	1 000 DM	1 000 \$	GROUP DESCRIPTION	DT = 100 KG	1 000 DM	1 000 \$
KYRGYZSTAN				061 SUGARS,MOLASSES,HONEY			
IMPORTS	84 986	33 684	23 671	062 SUGAR CONFECTIONERY	21 373	5 111	4 81
263 COTTON	472	137	99	073 CHOCOLATE,OTH.COCCA PREP	3 461	1 191	828
268 WOOL, OTHER ANIMAL HAIR	1 386	528	382	075 SPICES	276	45	30
282 FERROUS WASTE AND SCRAP	266	151	106	081 ANIMAL FEED STUFF	3 761	584	409
288 NON-FERROUS WASTE,SCRAP	23 160	6 715	4 698	098 EDIBLE PROD,PREPRTNS,NES	1 111	269	188
522 INORGANIC CHEM.ELEMENTS	2 250	1 127	793	111 NON-ALCOHOL,BEVERAGE,NES	15 440	656	458
541 MEDICINES,ETC.EXC.GRP542		199	138	112 ALCOHOLIC BEVERAGES	3 782	640	450
598 MISC.CHEMICAL PRODS.NES		54	37	211 HIDES,SKINS(EX.FURS),RAW	1 789	665	460
665 GLASSWARE	471	46	33	212 FURSKINS, RAW	15	227	148
682 COPPER	52 255	20 567	14 516	247 WOOD ROUGH,ROUGH SQUARED	1 158	85	61
689 MISC.NON-FERR.BASE METAL	3 785	2 969	2 031	248 WOOD, SIMPLY WORKED	52 973	9 064	6 351
773 ELECTR.DISTRIBT.EQPT NES	86	58	41	251 PULP AND WASTE PAPER	136 313	15 577	10 837
778 ELECTRIC.MACH.APPART.NES	195	311	224	263 COTTON	3 761	220	153
EXPORTS	201 344	54 055	37 550	265 VEGETABLE TEXTILE FIBRES	2 267	758	534
022 MILK AND CREAM	1 303	495	350	266 SYNTHETIC FIBRES	2 82	43	30
046 MEAL,FLOUR OF WHEAT,MSLN	125 001	6 046	4 015	268 WOOL, OTHER ANIMAL HAIR	2 558	947	670
058 FRUIT,PRESERVED,PREPARED	991	338	231	273 STONE, SAND AND GRAVEL	9 273	274	193
061 SUGARS,MOLASSES,HONEY	2 140	138	99	277 NATURAL ABRASIVES, NES	2 766	268	187
073 CHOCOLATE,OTH.COCCA PREP	3 364	1 425	999	278 OTHER CRUDE MINERALS	44 671	642	423
112 ALCOHOLIC BEVERAGES	25 979	4 724	3 308	282 FERROUS WASTE AND SCRAP	569	77	54
334 PETROLEUM PRODUCTS	240	52	36	287 ORE,CONCENTR.BASE METALS	227	68	47
421 FIXED VEG.FAT,OILS, SOFT	469	73	48	288 NON-FERROUS WASTE,SCRAP	18 927	2 399	1 678
512 ALCOHOL,PHENOL,ETC.DERIV	2 624	504	350	289 PREC.METAL ORES,CONCTRIS	58	1 078	765
515 ORGANO-INORGANIC COMPNDS	300	64	45	292 CRUDE VEG.MATERIALS, NES	3 495	1 991	1 384
523 METAL.SALTS,INORGAN.ACID	1 600	383	264	334 PETROLEUM PRODUCTS	233	56	37
533 PIGMENTS, PAINTS, ETC.	242	159	112	422 FIXED VEG.FAT,OILS,OTHER	101	99	66
542 MEDICAMENTS	10	74	48	431 ANIMAL,VEG.FATS,OILS,NES	9 655	544	383
553 PERFUMERY,COSMETICS,ETC.	268	112	78	513 CARBOXYLIC ACIDS,DERIVTS	24 478	5 599	3 984
554 SOAP,CLEANERS,POLISH,ETC	319	162	111	514 NITROGEN-FUNCT.COMPOUNDS	2 019	815	561
574 POLYACETAL,POLYCARBONATE	469	188	131	515 ORGANO-INORGANIC COMPNDS	4 815	3 269	2 281
582 PLASTIC PLATE,SHEETS,ETC	44	83	59	516 OTHER ORGANIC CHEMICALS	148 024	7 285	5 134
591 INSECTICIDES, ETC.	423	698	460	522 INORGANIC CHEM.ELEMENTS	148 924	37 509	26 293
597 PREPRD ADDITIVES,LIQUIDS	48	52	36	523 METAL.SALTS,INORGAN.ACID	40 233	1 764	1 227
598 MISC.CHEMICAL PRODS.NES	920	517	360	524 OTHER CHEMICAL COMPOUNDS	116 563	8 701	6 090
625 RUBBER TYRES,TUBES,ETC.	2 038	217	153	531 SYNTH.COLOURS,LAKES,ETC.	11 752	1 856	1 314
629 ARTICLES OF RUBBER, NES	64	294	198	532 DYEING,TANNING MATERIALS	5 267	911	637
634 VENEERS, PLYWOOD, ETC.	332	47	32	533 PIGMENTS, PAINTS, ETC.	6 322	702	490
641 PAPER AND PAPERBOARD	537	278	197	541 MEDICINES,ETC.EXC.GRP542	542	1 374	963
642 PAPER,PAPERBOARD,CUT ETC	215	128	84	542 MEDICAMENTS	152	633	448
651 TEXTILE YARN	2 524	1 098	754	551 ESSNTL.OIL,PERFUME,FLAVR	1 026	314	223
659 FLOOR COVERINGS, ETC.	144	95	68	553 PERFUMERY,COSMETICS,ETC.	22	47	34
665 GLASSWARE	5 805	482	331	554 SOAP,CLEANERS,POLISH,ETC	21 277	3 442	2 429
684 ALUMINIUM	265	610	432	571 POLYMERS OF ETHYLENE	7 295	571	398
693 WIRE PRODUCTS EXCL.ELECT	621	183	130	572 POLYMERS OF STYRENE	394	105	72
695 TOOLS	12	74	48	573 POLYMERS,VINYL CHLORIDE	653	85	60
699 MANUFACTS.BASE METAL,NES	179	400	277	574 POLYACETAL,POLYCARBONATE	10 094	2 317	1 616
711 STEAM GENER. BOILERS,ETC.	3	51	36	575 OTH.PLASTIC,PRIMARY FORM	135 008	12 702	8 886
713 INTRNL COMBUS PSTN ENGIN	121	146	99	581 PLASTIC TUBE,PIPE,HOSE	3 370	1 614	1 125
716 ROTATING ELECTRIC PLANT	25	369	264	582 PLASTIC PLATE,SHEETS,ETC	14 878	7 416	5 182
721 AGRIC.MACHINES,EX.TRACTR	155	300	195	583 MONOFILAMENT OF PLASTICS	2 549	1 032	718
724 TEXTILE,LEATHER MACHINES	482	5 036	3 587	591 INSECTICIDES, ETC.	1 491	2 487	1 749
726 PRINTING,BOOKBINDING MACHS	130	621	446	592 STARCHES,INULIN,ETC.	17 922	1 118	789
727 FOOD-PROCESS.MCH.NON DOM	125	672	476	593 EXPLOSIVES,PYROTECHNICS	7 537	2 638	1 854
735 PARTS,NES,FOR MACH-TOOLS	1	105	74	598 MISC.CHEMICAL PRODS.NES	29 144	2 584	1 799
741 HEATING,COOLING EQUIP,PART	26	105	75	611 LEATHER	2 594	4 197	2 925
742 PUMPS FOR LIQUIDS,PARTS	47	126	86	612 MANUFACT. LEATHER ETC.NES	327	1 038	722
744 MECHANICAL HANDLING EQUIP	314	827	585	613 FURSKINS,TANNED,DRESSED	55	81	56
745 OTH.NONELEC MCH,TOOL,NES	1 172	3 088	2 157	621 MATERIALS OF RUBBER	17 146	7 772	5 452
746 BALL OR ROLLER BEARINGS	15	253	172	625 RUBBER TYRES,TUBES,ETC.	55 774	34 658	24 199
748 TRANSMISSIONS SHAFTS ETC	145	542	357	629 ARTICLES OF RUBBER, NES	26 124	14 979	10 480
749 NON-ELECT MACH.PARTS,ETC		99	69	634 VENEERS, PLYWOOD, ETC.	274 491	24 736	17 324
751 OFFICE MACHINES	23	134	94	635 WOOD MANUFACTURES, NES	355 499	176 790	123 689
752 AUTOMATC.DATA PROC.EQUIP	29	319	223	641 PAPER AND PAPERBOARD	398 141	64 904	45 430
764 TELECOMM.EQUIP.PARTS NES	9	338	237	642 PAPER,PAPERBOARD,CUT ETC	179 856	38 416	26 750
772 ELEC.SWITCH.RELAY.CIRCUIT	32	97	68	651 TEXTILE YARN	11 701	7 762	5 394
773 ELECTR.DISTRIBT.EQPT NES	2 770	755	536	652 COTTON FABRICS, WOVEN	5 822	9 197	6 431
775 DOM.ELEC.NON-ELEC.EQUIP	200	285	196	653 FABRICS,MAN-MADE FIBRES	8 190	14 055	9 838
778 ELECTRIC.MACH.APPART.NES	29	271	192	654 OTH.TEXTILE FABRIC,WOVEN	724	1 883	1 311
781 PASS.MOTOR VEHCLS.EX.BUS	2 200	5 509	3 856	655 KNIT.CROCHET.FABRIC NES	442	1 635	1 111
782 GOODS,SPCL TRANSPORT VEH	1 466	524	369	656 TULLE,LACE,EMBROIDRY,ETC	427	1 359	953
783 ROAD MOTOR VEHICLES NES	2 182	5 090	3 523	657 SPECIAL YARN,TXTL.FABRIC	40 586	19 400	13 608
784 PARTS,TRACTORS,MOTOR VEH	370	1 070	1 298	658 TEXTILE ARTICLES NES	30 609	47 926	33 438
786 TRAILERS,SEMI-TRAILR,ETC	265	48	32	659 FLOOR COVERINGS, ETC.	43	44	32
813 LIGHTING FIXTURES ETC.NES	27	74	52	661 LIME,CEMENT,CONSTR.MATRL	35 436	3 181	2 228
821 FURNITURE,CUSHIONS,ETC.	1 277	929	652	662 CLAY,REFRCT.CONSTR.MATRL	94 847	6 427	4 515
842 WOMEN,GIRL CLOTHING,XKNIT	8	260	188	663 MINERAL MANUFACTURES,NES	334 702	39 045	27 333
844 WOMEN,GIRLS CLOTHING,KNIT	26	149	104	664 GLASS	87 182	19 372	13 462
845 OTHR.TEXTILE APPAREL,NES	12	110	82	665 GLASSWARE	72 480	21 048	14 743
846 CLOTHING ACCESSRS,FABRIC	5	65	46	666 POTTERY	2 158	981	699
848 CLOTHING,NONXTL;HEADGEAR	7	87	59	671 PIG IRON,SPIEGELEISN,ETC	73 603	8 473	5 908
851 FOOTWEAR	86	266	189	672 INGOTS ETC.IRON OR STEEL	78 168	6 072	4 248
872 MEDICAL INSTRUMENTS NES	25	59	41	673 FLAT-ROLLED IRON ETC.	79 320	6 150	4 298
873 METERS,COUNTERS,NES	73	326	232	675 FLAT-ROLLED, ALLOY STEEL	102 235	20 550	14 356
874 MEASURE,CONTROL INSTRMNT	7	206	143	676 IRON,STL.BAR,SHAPES ETC.	407 448	66 658	46 731
891 ARMS AND AMMUNITION	5	76	53	678 WIRE OF IRON OR STEEL	26 429	4 023	2 822
892 PRINTED MATTER	215	455	315	679 TUBES,PIPES,ETC.IRON,STL	248 162	24 287	16 985
893 ARTICLES,NES,OF PLASTICS	1 248	699	489	681 SILVER,PLATINUM,ETC.	5	137	94
897 GOLD,SILVERWARE,JEWEL NES		65	45	682 COPPER	20 648	11 370	7 976
EXPORTS	6 903 863	3 633 108	2 540 864	683 NICKEL	14 696	23 013	16 133
016 MEAT,ED.OFFL,DRY,SLT,SMK	437	702	491	684 ALUMINIUM	140 809	59 048	41 318
017 MEAT,OFFL,PRPD,PRSD,NES	6 001	1 936	1 350	685 LEAD	860	94	67
022 MILK AND CREAM	231	94	67	686 ZINC	75 581	22 644	15 782
034 FISH,FRESH,CHILLED,FROZN	517	288	201	689 MISC.NON-FERR.BASE METAL	340	168	120
037 FISH ETC.PRPD,PRSD,NES	225	208	149	691 METALLIC STRUCTURES NES	63 612	18 747	13 117
054 VEGETABLES	23 200	14 560	10 164	692 CONTAINERS,STORAGE,TRNSP	8 436	3 513	2 470
056 VEGETABLES,PRPD,PRSD,NES	15 215	3 182	2 209	693 WIRE PRODUCTS EXCL.ELECT	2 889	1 901	1 338
057 FRUIT,NUTS EXCL.OTL NUTS	35 063	3 320	2 325	694 NAILS,SCREWS,NUTS,ETC.	18 837	8 696	6 106
058 FRUIT,PRESERVED,PREPARED	1 099	392	278	695 TOOLS	23 120	19 966	13 932
059 FRUIT, VEGETABLE JUICES	11 860	2 687	1 889	697 HOUSEHOLD EQUIPMENT,NES	20 729	16 348	11 436
				699 MANUFACTS.BASE METAL,NES	174 419	100 230	70 098
				712 STEAM TURBINES	956	529	347
				713 INTRNL COMBUS PSTN ENGIN	32 713	30 402	21 344
				714 ENGINES,MOTORS NON-ELECT	128	16 578	11 382
				716 ROTATING ELECTRIC PLANT	122 442	108 520	76 672
				718 OTH.PWR.GENRTNG.MACHNRY	491	554	384
				721 AGRIC.MACHINES,EX.TRACTR	6 531	3 904	2 732
				722 TRACTORS	187	148	104

7 IMPORTS AND EXPORTS (SPECIAL TRADE) BY COUNTRIES OF PRODUCTION AND CONSUMPTION AND BY GROUPS OF THE SITC-REV. III 1995

GROUP DESCRIPTION	DT = 100 KG	1 000 DM	1 000 \$	GROUP DESCRIPTION	DT = 100 KG	1 000 DM	1 000 \$
723 CIVIL ENGINEERING EQUIPT	59 021	24 735	17 300	222 OILSEED(SFT.FIX VEG.OIL)	2 160	200	137
724 TEXTILE,LEATHER MACHINES	27 153	9 991	6 997	223 OILSEED(OTH.FIX.VEG.OIL)	1 028	117	79
725 PAPER,PULP MILL MACHINES	1 997	1 523	1 066	231 NATURAL RUBBER, ETC.	1 363	433	305
726 PRINTING,BOOKBINDING MACHS	217	356	246	232 SYNTHETIC RUBBER, ETC.	48 623	12 730	8 676
727 FOOD-PROCESS.MCH.NON DOM	7 944	9 789	6 873	246 WOOD IN CHIPS, PARTICLES	11 196	95	67
728 OTH.MACH,PTS,SPCL INDUSTR	30 320	20 594	14 377	247 WOOD ROUGH,ROUGH SQUARED	66 436	933	685
731 METAL REMOVAL WORK TOOLS	1 251	4 305	3 006	248 WOOD, SIMPLY WORKED	159 867	11 033	7 723
733 MACH-TOOLS,METAL-WORKING	1 953	1 133	810	251 PULP AND WASTE PAPER	548 661	30 009	21 032
735 PARTS,NES,FOR MACH-TOOLS	19 953	19 489	13 628	261 SILK	37	66	47
737 METALWORKING MACHNRY NES	10 390	7 651	5 374	263 COTTON	1 258	370	264
741 HEATING,COOLING EQUIP,PART	16 485	11 849	8 289	265 VEGETABLE TEXTILE FIBRES	5 718	590	412
742 PUMPS FOR LIQUIDS,PARTS	7 607	10 939	7 675	266 SYNTHETIC FIBRES	16 991	5 837	4 069
743 PUMPS NES,CENTRIFUGS ETC	123 715	89 390	62 509	267 OTHER MAN-MADE FIBRES	20 755	8 150	5 691
744 MECHANICAL HANDLING EQUIP	40 154	24 307	17 009	268 WOOL, OTHER ANIMAL HAIR	8 425	8 397	5 882
745 OTH.NONELEC MCH,TOOL,NES	11 106	8 309	5 811	269 WORN CLOTHING,TEXTL.ARTL	1 419	129	91
746 BALL OR ROLLER BEARINGS	179	319	222	273 STONE, SAND AND GRAVEL	130 640	1 663	1 153
747 TAPS,COCKS,VALVES,ETC.	19 477	29 033	20 343	274 SULPHUR,UNRSTD.IRON PYRS	29 013	286	201
748 TRANSMISSIONS SHAFTS ETC	18 281	16 672	11 642	277 NATURAL ABRASIVES, NES	197	92	64
749 N-ELECT MACH,PARTS,ETC	2 828	4 619	3 213	278 OTHER CRUDE MINERALS	218 528	5 097	3 569
751 OFFICE MACHINES	27	84	59	282 FERROUS WASTE AND SCRAP	264 301	10 413	7 334
752 AUTOMATC.DATA PROC.EQUIP	217	643	447	285 ALUMINIUM ORE,CONCTR.ETC	5 974	781	549
759 PARTS,FOR OFFICE MACHINS	368	2 022	1 424	288 NON-FERROUS WASTE,SCRAP	5 266	2 529	1 761
761 TELEVISION RECEIVERS ETC	12 584	26 146	18 327	291 CRUDE ANIMAL MATERLS.NES	3 292	4 628	3 227
762 RADIO-BROADCAST RECEIVER	12	308	210	292 CRUDE VEG.MATERIALS, NES	5 783	3 746	2 598
763 SOUND RECORDER,PHONOGRAPH	4	637	418	321 COAL,NOT AGGLOMERATED	2 634	97	68
764 TELECOMM.EQUIP,PARTS NES	1 538	7 585	5 302	322 BRIQUETTES,LIGNITE,PEAT	47 372	792	559
771 ELECT POWER MACHNRY,PARTS	14 152	19 770	13 791	334 PETROLEUM PRODUCTS	39 641	8 823	6 148
772 ELEC.SWITCH,RELAY,CIRCUIT	17 282	49 138	34 462	335 RESIDUAL PETROL.PRODUCTS	279 698	8 786	6 112
773 ELECTR DISTRIBT.EQPT NES	21 094	33 172	23 213	342 LIQUEFIED PROPANE,BUTANE	4 908	413	287
775 DOM.ELEC,NON-ELEC.EQUIPT	319 643	267 811	187 873	411 ANIMAL OILS AND FATS	5 319	658	463
776 TRANSISTORS,VALVES,ETC.	776	7 209	5 034	422 FIXED VEG.FAT,OILS,OTHER	2 444	361	251
778 ELECTRIC.MACH.APPLART.NES	41 749	75 788	52 961	431 ANIMAL,VEG.FATS,OILS,NES	8 066	1 645	1 149
781 PASS.MOTOR VEHCLS.EX.BUS	342	646	454	511 HYDROCARBONS,NES,DERIVTS	9 051	3 230	2 244
782 GOODS,SPCL TRANSPORT VEH	5 686	5 337	3 757	512 ALCOHOL,PHENOL,ETC.DERIV	29 731	6 347	4 442
783 ROAD MOTOR VEHICLES NES	2 405	5 376	3 759	513 CARBOXYLIC ACIDS,DERIVTS	33 412	9 010	6 288
784 PARTS,TRACTORS,MOTOR VEH	109 500	67 570	47 267	514 NITROGEN-FUNCT.COMPOUNDS	11 974	6 280	4 393
785 CYCLES,MOTORCYCLES ETC.	7 168	8 605	6 020	515 ORGANO-INORGANIC COMPNDS	2 832	5 854	4 101
786 TRAILERS,SEMI-TRAILR,ETC	50 365	18 447	12 908	516 OTHER ORGANIC CHEMICALS	15 953	5 378	3 768
791 RAILWAY VEHICLES.EQUIPNT	422	279	200	522 INORGANIC CHEM.ELEMENTS	77 699	12 367	8 616
792 AIRCRAFT,ASSOCTD.EQUIPNT	297	5 612	3 979	523 METAL.SALTS,INORGAN.ACID	84 726	8 049	5 634
793 SHIP,BOAT,FLOAT.STRUCTRS	960	2 011	1 404	524 OTHER CHEMICAL COMPOUNDS	6 299	3 423	2 388
811 PREFABRICATED BUILDINGS	197 573	42 627	29 889	525 RADIO-ACTIVE MATERIALS	19	129	88
812 PLUMBING,SANITRY,EQPT.ETC	10 527	5 451	3 819	531 SYNTH.COLOURS,LAKES,ETC.	4 646	8 368	5 862
813 LIGHTING FIXTURES ETC.NES	48 142	27 740	19 374	532 DYEING,TANNING MATERIALS	7 709	1 676	1 164
821 FURNITURE,CUSHIONS,ETC.	353 024	292 045	204 234	533 PIGMENTS, PAINTS, ETC.	47 320	29 461	20 594
831 TRUNK,SUIT-CASES,BAG,ETC	699	2 469	1 729	541 MEDICINES,ETC.EXC.GRP542	1 853	10 090	7 069
841 MENS,BOYS CLOTHING,X-KNIT	18 579	159 866	111 784	542 MEDICAMENTS	8 834	28 828	20 165
842 WOMEN,GIRL CLOTHING,XKNIT	30 922	319 322	222 452	551 ESSNTL.OIL,PERFUME,FLAVR	1 922	4 402	3 067
843 MENS,BOYS CLOTHING,KNIT	791	5 698	3 985	553 PERFUMERY,COSMETICS,ETC.	7 224	15 161	10 625
844 WOMEN,GIRLS CLOTHING,KNIT	2 570	22 526	15 737	554 SOAP,CLEANERS,POLISH,ETC	41 637	12 576	8 780
845 OTHR.TEXTILE APPAREL,NES	13 011	119 768	83 693	562 FERTILIZER,EXCEPT GRP272	6 380	528	362
846 CLOTHING ACCESSRS,FABRIC	19 949	60 919	42 623	571 POLYMERS OF ETHYLENE	26 221	5 189	3 624
848 CLOTHING,NONXTXL;HEADGEAR	1 321	15 821	11 072	572 POLYMERS OF STYRENE	37 142	9 344	6 527
851 FOOTWEAR	25 875	84 225	58 952	573 POLYMERS,VINYL CHLORIDE	31 796	6 812	4 757
871 OPTICAL INSTRUMENTS,NES	4	280	189	574 POLYACETAL,POLYCARBONATE	52 921	22 003	15 384
872 MEDICAL INSTRUMENTS NES	492	4 785	3 349	575 OTH.PLASTIC,PRIMARY FORM	120 084	49 196	34 450
873 METERS,COUNTERS,NES	21 774	79 651	55 689	579 PLASTIC WASTE, SCRAP ETC	585	76	54
874 MEASURE,CONTROL INSTRMNT	10 258	32 732	22 889	581 PLASTIC TUBE,PIPE,HOSE	3 694	6 885	4 809
881 PHOTOGRAPH APPAR.ETC.NES	1 831	4 889	3 433	582 PLASTIC PLATE,SHEETS,ETC	33 205	24 077	16 890
882 PHOTO.CINEMATOGRPH.SUPPL	88	597	419	583 MONOFILAMENT OF PLASTICS	7 551	3 358	2 354
884 OPTICAL GOODS NES	472	5 363	3 767	591 INSECTICIDES, ETC.	7 499	8 238	5 754
885 WATCHES AND CLOCKS	67	597	417	592 STARCHES,INULIN,ETC.	30 823	6 827	4 780
892 PRINTED MATTER	34 156	19 697	13 812	593 EXPLOSIVES, PYROTECHNICS	323	583	409
893 ARTICLES,NES,OF PLASTICS	54 826	37 020	25 906	597 PREPRD ADDITIVES,LIQUIDS	29 098	10 414	7 281
894 BABY CARRIAGE,TOYS,GAMES	24 263	17 770	12 396	598 MISC.CHEMICAL PRODTS.NES	84 692	35 133	24 576
895 OFFICE,STATIONERY SUPPLS	22 577	10 437	7 314	611 LEATHER	5 263	19 083	13 310
896 WORKS OF ART,ANTIQUE ETC	8	312	216	612 MANUFACT. LEATHER ETC.NES	93	406	285
897 GOLD,SILVERWARE,JEWEL NES	2	914	646	613 FURSKINS,TANNED,DRESSED	193	2 095	1 484
898 MUSICAL INSTRUMENTS,ETC.	194	905	623	621 MATERIALS OF RUBBER	4 373	7 084	4 956
899 MISC MANUFACTRD GOODS NES	6 595	5 382	3 748	625 RUBBER TYRES,TUBES,ETC.	4 288	2 874	2 004
971 GOLD,NONMONTY EXCL ORES		833	583	629 ARTICLES OF RUBBER, NES	1 730	5 228	3 642
EXPORTS	5 674 313	3 136 574	2 194 247	633 CORK MANUFACTURES	31	59	41
001 LIVE ANIMALS	854	311	222	634 VENEERS, PLYWOOD, ETC.	79 585	16 011	11 169
011 BOVINE MEAT	19 609	6 563	4 501	635 WOOD MANUFACTURES, NES	28 034	6 541	4 589
012 OTHER MEAT, MEAT OFFAL	4 202	1 316	919	641 PAPER AND PAPERBOARD	182 334	41 432	29 000
017 MEAT,OFFL,PRPD,PRSDV,NES	691	401	275	642 PAPER,PAPERBOARD,CUT ETC	54 361	25 699	17 960
022 MILK AND CREAM	6 804	3 302	2 343	651 TEXTILE YARN	26 463	34 732	24 325
024 CHEESE AND CURD	6 457	4 009	2 811	652 COTTON FABRICS, WOVEN	17 922	58 034	40 554
034 FISH,FRESH,CHILLED,FROZN	267	131	94	653 FABRICS,MAN-MADE FIBRES	26 240	114 689	80 317
037 FISH ETC.PRPD,PRSDV,NES	2 361	1 042	725	654 OTH.TEXTILE FABRIC,WOVEN	17 898	123 775	86 955
042 RICE	1 135	97	69	655 KNIT.CROCHET,FABRIC NES	11 481	48 913	34 257
044 MAIZE UNMILLED	197	98	70	656 TULLE,LACE,EMBROIDRY,ETC	2 304	13 370	9 333
045 OTHER CEREALS, UNMILLED	88 690	2 933	1 954	657 SPECIAL YARN,TXTL.FABRIC	31 090	74 840	52 390
046 MEAL,FLOUR OF WHEAT,MSLN	852	63	44	658 TEXTILE ARTICLES NES	1 593	4 673	3 263
048 CEREAL PREPARATIONS	16 175	6 848	4 783	659 FLOOR COVERINGS, ETC.	3 821	3 354	2 364
054 VEGETABLES	3 249	988	697	661 LIME,CEMENT,CONSTR.MATRL	1 920	344	242
056 VEGETABLES,PRPD,PRSDV,NES	12 310	2 815	1 956	662 CLAY,REFRCT.CONSTR.MATRL	86 043	14 000	9 807
057 FRUIT,NUTS EXCL.OIL NUTS	1 709	680	474	663 MINERAL MANUFACTURES,NES	55 875	13 588	9 513
058 FRUIT,PRESERVED,PREPARED	3 198	1 444	1 011	664 GLASS	11 752	4 692	3 282
059 FRUIT, VEGETABLE JUICES	6 273	1 133	786	665 GLASSWARE	79 121	11 368	7 974
061 SUGARS,MOLASSES,HONEY	384 196	25 239	17 924	666 POTTERY	2 022	1 492	1 047
062 SUGAR CONFECTIONERY	2 360	1 310	910	667 PEARLS,PRECIOUS STONES	1	554	388
071 COFFEE,COFFEE SUBSTITUTE	4 409	1 107	772	671 PIG IRON, SPIEGELEISN,ETC	10 566	2 290	1 606
072 COCOA	1 159	461	322	672 INGOTS ETC. IRON OR STEEL	18 378	1 826	1 276
073 CHOCOLATE,OTH.COCOA PREP	13 911	8 931	6 203	673 FLAT-ROLLED IRON ETC.	138 325	15 728	11 012
074 TEA AND MATE	208	109	75	674 FLAT-ROLLED PLATED IRON	82 096	12 726	8 928
075 SPICES	86	64	44	675 FLAT-ROLLED, ALLOY STEEL	85 181	29 785	20 792
081 ANIMAL FEED STUFF	23 736	4 568	3 186	676 IRON,STL.BAR,SHAPES ETC.	67 680	10 491	7 343
091 MARGARINE AND SHORTENING	19 884	3 599	2 510	677 RAILWAY TRACK IRON,STEEL	1 148	387	272
098 EDIBLE PROD.PREPRTRS,NES	24 425	12 715	8 863	678 WIRE OF IRON OR STEEL	13 174	4 361	3 057
111 NON-ALCOHOL.BEVERAGE,NES	11 067	1 056	742	679 TUBES,PIPES,ETC. IRON,STL	42 610	13 148	9 210
112 ALCOHOLIC BEVERAGES	6 651	3 599	2 515	681 SILVER,PLATINUM,ETC.	52	1 834	1 274
121 TOBACCO, UNMANUFACTURED	1 287	441	306	682 COPPER	36 088	26 890	18 860
122 TOBACCO, MANUFACTURED	7 561	25 328	17 677	683 NICKEL	14 892	19 353	13 445
211 HIDES,SKINS(EX.FURS),RAW	201	43	31	684 ALUMINIUM	24 028	17 559	12 296
212 FURSKINS, RAW	3	83	58	685 LEAD	70	50	35
				686 ZINC	22 302	4 303	3 029
				687 TIN	535	546	382

7 IMPORTS AND EXPORTS (SPECIAL TRADE) BY COUNTRIES OF PRODUCTION AND CONSUMPTION AND BY GROUPS OF THE SITC-REV. III 1995

GROUP DESCRIPTION	DT = 100 KG	1 000 DM	1 000 \$	GROUP DESCRIPTION	DT = 100 KG	1 000 DM	1 000 \$
689 MISC. NON-FERR. BASE METAL	789	688	480	073 CHOCOLATE, OTH. COCOA PREP	40	49	37
691 METALLIC STRUCTURES NES	18 441	14 528	10 146	075 SPICES	1 580	283	200
692 CONTAINERS, STORAGE, TRNSP	12 881	11 482	8 068	081 ANIMAL FEED STUFF	1 177	134	94
693 WIRE PRODUCTS EXCL. ELECT	8 533	5 073	3 554	098 EDIBLE PROD. PREPRTNS, NES	13 224	5 351	3 754
694 NAILS, SCREWS, NUTS, ETC.	7 491	9 181	6 408	112 ALCOHOLIC BEVERAGES	65 312	9 313	6 495
695 TOOLS	4 721	15 960	11 155	121 TOBACCO, UNMANUFACTURED	594	221	147
696 CUTLERY	702	2 757	1 927	122 TOBACCO, MANUFACTURED	36	154	109
697 HOUSEHOLD EQUIPMENT, NES	2 860	5 304	3 714	222 OILSEED (SFT. FIX VEG. OIL)	1 824	192	132
699 MANUFACT. BASE METAL, NES	68 994	46 242	32 331	232 SYNTHETIC RUBBER, ETC.	225	47	34
700 CPL IND PLANT (84/85/87)	1 517	4 125	2 907	245 FUEL WOOD, WOOD CHARCDAL	3 831	203	139
711 STEAM GENER. BOILERS, ETC.	369	504	352	247 WOOD ROUGH, ROUGH SQUARED	11 437	679	479
712 STEAM TURBINES	13	357	253	248 WOOD, SIMPLY WORKED	39 751	6 297	4 407
713 INTRNL COMBUS PSTN ENGIN	6 751	18 609	13 055	266 SYNTHETIC FIBRES	1 143	312	226
714 ENGINES, MOTORS NON-ELECT	118	22 288	15 392	273 STONE, SAND AND GRAVEL	2 630	55	37
716 ROTATING ELECTRIC PLANT	10 109	14 409	10 068	282 FERROUS WASTE AND SCRAP	5 562	819	428
718 OTH. POWR. GENRTNG. MACHNRY	1 064	2 762	1 937	288 NON-FERROUS WASTE, SCRAP	10 277	11 474	8 105
721 AGRIC. MACHINES, EX. TRACTR	7 418	8 511	5 959	289 PREC. METAL ORES, CONCTRIS	18	3 224	2 289
722 TRACTORS	1 783	1 718	1 204	291 CRUDE ANIMAL MATERLS, NES	8 914	695	487
723 CIVIL ENGINEERING EQUIPT	17 292	17 674	12 347	292 CRUDE VEG. MATERIALS, NES	5 667	1 384	967
724 TEXTILE, LEATHER MACHINES	9 128	44 939	31 459	334 PETROLEUM PRODUCTS	13 330	293	204
725 PAPER, PULP MILL MACHINES	1 453	4 242	2 943	335 RESIDUAL PETROL. PRODUCTS	28 125	1 400	977
726 PRINTNG, BOOKBINDNG MACHS	4 946	12 254	8 583	431 ANIMAL, VEG. FATS, OILS, NES	9 644	618	430
727 FOOD-PROCESS. MCH. NON DOM	2 288	10 461	7 324	512 ALCOHOL, PHENOL, ETC. DERIV	699	93	65
728 OTH. MACH. PTS, SPCL INDUST	26 534	66 329	46 129	514 NITROGEN-FUNCT. COMPOUNDS	977	1 110	771
731 METAL REMOVAL WORK TOOLS	10 404	12 726	8 886	515 ORGANO-INORGANIC COMPNDS	93	505	343
733 MACH-TOOLS, METAL-WORKING	5 252	7 977	5 570	516 OTHER ORGANIC CHEMICALS	74	136	96
735 PARTS, NES, FOR MACH-TOOLS	9 550	9 894	6 922	522 INORGANIC CHEM. ELEMENTS	3 577	327	231
737 METALWORKING MACHNRY NES	4 066	5 975	4 123	524 OTHER CHEMICAL COMPOUNDS	474	176	120
741 HEATING, COOLING EQUIP, PART	9 753	31 596	22 043	533 PIGMENTS, PAINTS, ETC.	7 440	68	48
742 PUMPS FOR LIQUIDS, PARTS	2 934	13 899	9 723	541 MEDICINES, ETC. EXC. GRP542	7 261	10 480	7 340
743 PUMPS NES, CENTRIFUGS ETC	17 291	31 560	21 976	542 MEDICAMENTS	135	788	554
744 MECHANICAL HANDLING EQUIP	22 520	29 982	20 895	551 ESSNTL. OIL, PERFUME, FLAVR	179	540	369
745 OTH. NONELEC MCH, TOOL, NES	7 746	41 367	29 075	553 PERFUMERY, COSMETICS, ETC.	101	357	243
746 BALL OR ROLLER BEARINGS	2 516	10 423	7 299	554 SOAP, CLEANERS, POLISH, ETC	1 135	138	97
747 TAPS, COCKS, VALVES, ETC.	5 659	25 626	17 901	562 FERTILIZER, EXCEPT GRP272	757 325	18 072	12 896
748 TRANSMISSIONS SHAFTS ETC	5 517	9 788	6 843	571 POLYMERS OF ETHYLENE	268 249	36 379	25 551
749 NON-ELECT MACH. PARTS, ETC	2 941	20 536	14 370	572 POLYMERS OF STYRENE	57 837	11 673	8 116
751 OFFICE MACHINES	1 545	7 510	5 249	573 POLYMERS, VINYL CHLORIDE	123 035	14 903	10 435
752 AUTOMATC. DATA PROC. EQUIP	3 860	33 204	23 103	574 POLYACETAL, POLYCARBONATE	4 446	1 231	872
759 PARTS, FOR OFFICE MACHINS	609	7 420	5 181	575 OTH. PLASTIC, PRIMARY FORM	1 197	380	264
761 TELEVISION RECEIVERS ETC	1 804	5 440	3 794	581 PLASTIC TUBE, PIPE, HOSE	284	101	68
762 RADIO-BROADCAST RECEIVER	571	4 151	2 889	582 PLASTIC PLATE, SHEETS, ETC	6 118	2 399	1 678
763 SOUND RECORDER, PHONOGRPH	123	2 043	1 407	583 MONOFILAMENT OF PLASTICS	694	229	159
764 TELECOMM. EQUIP. PARTS NES	2 961	44 353	31 158	592 STARCHES, INULIN, ETC.	150	49	34
771 ELECT POWER MACHNRY, PARTS	4 879	14 557	10 179	598 MISC. CHEMICAL PRODTS, NES	47	187	132
772 ELEC. SWITCH, RELAY, CIRCUIT	7 596	58 377	40 817	611 LEATHER	263	690	481
773 ELECTR. DISTRI. EQUIP NES	28 824	26 085	18 206	621 MATERIALS OF RUBBER	490	469	328
774 ELECTRO-MEDCL. XRAY EQUIP	434	7 272	5 081	629 ARTICLES OF RUBBER, NES	12 384	6 988	4 881
775 DOM. ELEC. NON-ELEC. EQUIPT	14 533	39 105	27 348	634 VENEERS, PLYWOOD, ETC.	17 768	2 540	1 782
776 TRANSISTORS, VALVES, ETC.	5 923	18 910	13 185	635 WOOD MANUFACTURES, NES	45 531	16 077	11 282
778 ELECTRIC. MACH. APPART. NES	14 647	47 850	33 372	641 PAPER AND PAPERBOARD	27 237	2 358	1 659
781 PASS. MOTOR VEHCLS. EX. BUS	179 993	276 459	193 844	642 PAPER, PAPERBOARD, CUT ETC	27 025	6 097	4 268
782 GOODS, SPCL TRANSPORT VEH	64 402	61 421	42 969	651 TEXTILE YARN	7 395	13 061	9 134
783 ROAD MOTOR VEHICLES NES	21 938	35 264	24 824	652 COTTON FABRICS, WOVEN	1 258	1 388	975
784 PARTS, TRACTORS, MOTOR VEH	32 628	44 561	31 211	653 FABRICS, MAN-MADE FIBRES	373	1 143	796
785 CYCLES, MOTORCYCLES ETC.	1 342	3 119	2 195	654 OTH. TEXTILE FABRIC, WOVEN	4 828	3 351	2 359
786 TRAILERS, SEMI-TRAILER, ETC	20 939	13 601	9 513	656 TULLE, LACE, EMBROIDRY, ETC	9	123	82
791 RAILWAY VEHICLES, EQUIPNT	284	915	638	657 SPECIAL YARN, TXTL. FABRIC	6 406	3 904	2 731
792 AIRCRAFT, ASSCOTD. EQUIPNT	132	1 856	1 318	658 TEXTILE ARTICLES NES	11 754	11 807	8 262
793 SHIP, BOAT, FLOAT, STRUCTRS	5 674	19 233	13 601	659 FLOOR COVERINGS, ETC.	198	444	311
811 PREFABRICATED BUILDINGS	593	552	378	661 LIME, CEMENT, CONSTR. MATRL	64 633	2 639	1 849
812 PLUMBNG, SANITRY, EQPT. ETC	4 225	5 601	3 921	662 CLAY, REFRCT. CONSTR. MATRL	46 639	6 207	4 341
813 LIGHTING FIXTURES ETC. NES	6 187	9 492	6 637	663 MINERAL MANUFACTURES, NES	38 669	3 550	2 483
821 FURNITURE, CUSHIONS, ETC.	19 239	23 104	16 131	664 GLASS	466	148	100
831 TRUNK, SUIT-CASES, BAG, ETC	495	1 665	1 164	665 GLASSWARE	279 946	16 059	11 248
841 MENS, BOYS CLOTHING, X-KNIT	429	3 573	2 492	666 POTTERY	4 902	1 352	951
842 WOMEN, GIRL CLOTHING, XKNIT	678	8 220	5 714	671 PIG IRON, SPIEGELEISN, ETC	1 159	155	111
843 MENS, BOYS CLOTHING, KNIT	290	1 593	1 108	672 INGOTS ETC. IRON OR STEEL	390	58	41
844 WOMEN, GIRLS CLOTHING, KNIT	562	3 421	2 385	675 FLAT-ROLLED, ALLOY STEEL	252	87	60
845 OTHR. TEXTILE APPAREL, NES	3 605	19 755	13 859	676 IRON, STL. BAR, SHAPES ETC.	683	179	124
846 CLOTHING ACCESSRS, FABRIC	15 145	37 858	26 457	679 TUBES, PIPES, ETC. IRON, STL	156 198	15 453	10 784
848 CLOTHING, NONTXTL; HEADGEAR	1 225	3 946	2 761	681 SILVER, PLATINUM, ETC.	245	245	167
851 FOOTWEAR	4 524	10 460	7 308	682 COPPER	253	95	65
871 OPTICAL INSTRUMENTS, NES	35	1 359	942	684 ALUMINIUM	39 680	17 836	12 490
872 MEDICAL INSTRUMENTS NES	1 725	15 215	10 644	691 METALLIC STRUCTURES NES	77 626	22 152	15 603
873 METERS, COUNTERS, NES	1 348	7 225	5 055	692 CONTAINERS, STORAGE, TRNSP	3 377	1 339	934
874 MEASURE, CONTROL INSTRMNT	2 287	38 749	27 090	694 NAILS, SCREWS, NUTS, ETC.	867	879	616
881 PHOTOGRAPH APPAR, ETC. NES	371	4 272	2 987	695 TOOLS	1 424	1 601	1 119
882 PHOTO. CINEMATOGRPH. SUPPL	2 320	4 429	3 119	696 CUTLERY	124	1 626	1 122
884 OPTICAL GOODS NES	461	5 350	3 745	697 HOUSEHOLD EQUIPMENT, NES	2 185	696	486
885 WATCHES AND CLOCKS	592	6 621	4 638	699 MANUFACT. BASE METAL, NES	53 879	22 260	15 583
891 ARMS AND AMMUNITION	40	118	82	711 STEAM GENER. BOILERS, ETC.	2 260	808	573
892 PRINTED MATTER	16 555	19 080	13 349	712 STEAM TURBINES	281	874	612
893 ARTICLES, NES, OF PLASTICS	48 794	40 624	28 495	713 INTRNL COMBUS PSTN ENGIN	1 594	2 027	1 408
894 BABY CARRIAGE, TOYS, GAMES	4 269	7 899	5 513	714 ENGINES, MOTORS NON-ELECT	11 428	12 903	9 039
895 OFFICE, STATIONERY SUPPLS	3 179	7 462	5 233	716 ROTATING ELECTRIC PLANT	7 799	6 356	4 450
896 WORKS OF ART, ANTIQUE ETC	4	1 323	942	718 OTH. POWR. GENRTNG. MACHNRY	56	112	79
897 GOLD, SILVERWARE, JEWEL NES	14	3 623	2 533	721 AGRIC. MACHINES, EX. TRACTR	2 158	1 539	1 095
898 MUSICAL INSTRUMENTS, ETC.	1 630	8 287	5 776	722 TRACTORS	93	67	46
899 MISC MANUFCTRD GOODS NES	4 020	26 568	18 607	723 CIVIL ENGINEERING EQUIPT	24 094	10 638	7 457
941 COMPL IND PLANT CHAPT 99	3 145	3 913	2 794	724 TEXTILE, LEATHER MACHINES	836	997	696
971 GOLD, NONMONTY EXCL ORES	10	3 781	2 624	725 PAPER, PULP MILL MACHINES	15	46	33
				726 PRINTNG, BOOKBINDNG MACHS	419	1 416	987
				727 FOOD-PROCESS. MCH. NON DOM	12	139	98
				728 OTH. MACH. PTS, SPCL INDUST	4 404	3 509	2 463
				731 METAL REMOVAL WORK TOOLS	1 679	2 650	1 865
				735 PARTS, NES, FOR MACH-TOOLS	9 442	10 667	7 419
				737 METALWORKING MACHNRY NES	1 328	928	646
				741 HEATING, COOLING EQUIP, PART	459	886	617
				742 PUMPS FOR LIQUIDS, PARTS	164	241	165
				743 PUMPS NES, CENTRIFUGS ETC	507	748	526
				744 MECHANICAL HANDLING EQUIP	1 537	942	654
				745 OTH. NONELEC MCH, TOOL, NES	4 073	4 027	2 819
				746 BALL OR ROLLER BEARINGS	24	110	74
				747 TAPS, COCKS, VALVES, ETC.	2 605	2 875	2 011
				748 TRANSMISSIONS SHAFTS ETC	3 492	1 074	744
				749 NON-ELECT MACH. PARTS, ETC	415	717	493
				752 AUTOMATC. DATA PROC. EQUIP	3	150	101
CROATIA							
IMPORTS							
012 OTHER MEAT, MEAT OFFAL	2 456	1 574	1 093	073 CHOCOLATE, OTH. COCOA PREP	40	49	37
017 MEAT, OFFL. PRPD, PRSVD, NES	4 530	2 007	1 402	075 SPICES	1 580	283	200
022 MILK AND CREAM	2 714	674	481	081 ANIMAL FEED STUFF	1 177	134	94
034 FISH, FRESH, CHILLED, FROZN	580	214	148	098 EDIBLE PROD. PREPRTNS, NES	13 224	5 351	3 754
044 MAIZE UNMILLED	23 877	5 570	3 800	112 ALCOHOLIC BEVERAGES	65 312	9 313	6 495
048 CEREAL PREPARATIONS	1 870	613	431	121 TOBACCO, UNMANUFACTURED	594	221	147
054 VEGETABLES	1 395	644	449	122 TOBACCO, MANUFACTURED	36	154	109
056 VEGETABLES, PRPD, PRSVD, NES	36 048	4 980	3 456	222 OILSEED (SFT. FIX VEG. OIL)	1 824	192	132
057 FRUIT, NUTS EXCL. OIL NUTS	19 552	497	350	232 SYNTHETIC RUBBER, ETC.	225	47	34
058 FRUIT, PRESERVED, PREPARED	11 136	2 097	1 468	245 FUEL WOOD, WOOD CHARCDAL	3 831	203	139
059 FRUIT, VEGETABLE JUICES	4 223	912	637	247 WOOD ROUGH, ROUGH SQUARED	11 437	679	479

7 IMPORTS AND EXPORTS (SPECIAL TRADE) BY COUNTRIES OF PRODUCTION AND CONSUMPTION AND BY GROUPS OF THE SITC-REV. III 1995

GROUP DESCRIPTION	DT = 100 KG	1 000 DM	1 000 \$	GROUP DESCRIPTION	DT = 100 KG	1 000 DM	1 000 \$
761 TELEVISION RECEIVERS ETC	78	127	90	522 INORGANIC CHEM.ELEMENTS	13 865	3 034	2 125
764 TELECOMM.EQUIP.PARTS NES	18	274	188	523 METAL.SALTS,INORGAN.ACID	21 837	3 476	2 422
771 ELECT POWER MACHNY,PARTS	12 583	20 604	14 396	524 OTHER CHEMICAL COMPOUNDS	1 011	1 048	726
772 ELEC.SWITCH.RELAY.CIRCUIT	15 581	47 828	33 402	525 RADIO-ACTIVE MATERIALS	3	165	115
773 ELECTR.DISTRIB.EQPT NES	6 755	4 224	2 961	531 SYNTH.COLOURS,LAKES,ETC.	1 817	5 909	4 118
775 DOM.ELEC.NON-ELEC.EQUIPT	9 902	7 833	5 492	532 DYEING,TANNING MATERIALS	1 942	605	415
776 TRANSISTORS,VALVES,ETC.	219	546	381	533 PIGMENTS, PAINTS, ETC.	23 245	13 303	9 320
778 ELECTRIC.MACH.APPLT.NES	106	198	140	541 MEDICINES,ETC.EXC.GRP542	1 395	12 378	8 658
781 PASS.MOTOR VEHCLS.EX.BUS	211	175	122	542 MEDICAMENTS	3 498	18 171	12 772
782 GOODS,SPCL TRANSPORT VEH	135	150	105	551 ESSNTL.OIL,PERFUME,FLAVR	812	2 475	1 743
783 ROAD MOTOR VEHICLES NES	120	250	171	553 PERFUMERY,COSMETICS,ETC.	13 211	18 106	12 694
784 PARTS,TRACTORS,MOTOR VEH	4 264	1 396	978	554 SOAP,CLEANERS,POLISH,ETC	42 041	11 245	7 878
785 CYCLES,MOTORCYCLES ETC.	57	61	44	562 FERTILIZER,EXCEPT GRP272	30 491	1 297	855
786 TRAILERS,SEMI-TRAILR,ETC	1 146	651	455	571 POLYMERS OF ETHYLENE	10 061	3 533	2 485
791 RAILWAY VEHICLES.EQUIPT	101	153	107	572 POLYMERS OF STYRENE	6 339	1 791	1 240
793 SHIP,BOAT,FLOAT,STRUCTRS	658	303	211	573 POLYMERS,VINYL CHLORIDE	8 677	1 621	1 137
811 PREFABRICATED BUILDINGS	4 674	1 445	1 017	574 POLYACETAL,POLYCARBONATE	17 299	6 490	4 547
812 PLUMBING,SANITRY,EQPT.ETC	16 408	4 524	3 157	575 OTH.PLASTIC,PRIMARY FORM	46 359	16 498	11 548
813 LIGHTING FIXTURES,ETC.NES	2 114	3 631	2 522	581 PLASTIC TUBE,PIPE,HOSE	8 791	7 297	5 078
821 FURNITURE,CUSHIONS,ETC.	141 449	76 046	53 161	582 PLASTIC PLATE,SHEETS,ETC	16 981	11 987	8 362
831 TRUNK,SUIT-CASES,BAG,ETC	456	751	527	583 MONOFILAMENT OF PLASTICS	3 679	2 624	1 839
841 MENS,BOYS CLOTHING,X-KNIT	28 343	219 795	153 394	591 INSECTICIDES, ETC.	5 054	4 465	3 138
842 WOMEN,GIRL CLOTHING,X-KNIT	27 070	215 655	150 021	592 STARCHES,INULIN,ETC.	8 983	5 273	3 690
843 MENS,BOYS CLOTHING,KNIT	2 729	6 903	4 808	593 EXPLOSIVES,PYROTECHNICS	3 433	931	658
844 WOMEN,GIRLS CLOTHING,KNIT	8 307	32 762	22 877	597 PREPRD ADDITIVES,LIQUIDS	23 943	7 365	5 158
845 OTHR,TEXTILE APPAREL NES	15 397	75 208	52 478	598 MISC.CHEMICAL PRODTS.NES	50 360	22 209	15 549
846 CLOTHING ACCESSRS,FABRIC	3 303	8 934	6 275	611 LEATHER	11 220	54 165	37 937
848 CLOTHING,NONTEXTL;HEADGEAR	1 021	19 679	13 760	612 MANUFACT.LEATHER ETC.NES	61	336	234
851 FOOTWEAR	21 657	97 630	68 274	613 FURSKINS,TANNED,DRESSED	513	3 782	2 669
872 MEDICAL INSTRUMENTS NES	5 401	2 467	1 736	621 MATERIALS OF RUBBER	14 573	8 278	5 781
873 METERS,COUNTERS,NES	8	232	168	625 RUBBER TYRES,TUBES,ETC.	4 070	3 019	2 127
874 MEASURE,CONTROL INSTRMNT	3 737	14 062	9 827	629 ARTICLES OF RUBBER, NES	1 583	3 503	2 447
881 PHOTOGRAPH APPAR.ETC.NES	114	1 300	913	633 CORK MANUFACTURES	28	91	61
882 PHOTO.CINEMATOGRPH. SUPPL	67	98	68	634 VENEERS, PLYWOOD, ETC.	7 723	1 438	1 017
892 PRINTED MATTER	11 459	16 581	11 397	635 WOOD MANUFACTURES, NES	10 907	2 202	1 540
893 ARTICLES,NES,OF PLASTICS	30 814	11 325	7 943	641 PAPER AND PAPERBOARD	95 122	22 598	15 824
894 BABY CARRIAGE,TOYS,GAMES	469	418	298	642 PAPER,PAPERBOARD,CUT ETC	60 357	23 697	16 548
895 OFFICE,STATIONERY SUPPLS	3 173	4 862	3 414	651 TEXTILE YARN	8 131	16 679	11 685
896 WORKS OF ART,ANTIQUE-ETC	8	190	134	652 COTTON FABRICS, WOVEN	11 825	38 980	27 245
898 MUSICAL INSTRUMENTS,ETC.	172	657	463	653 FABRICS,MAN-MADE FIBRES	23 875	104 746	73 225
899 MISC MANUFCTRD GOODS NES	16 729	13 196	9 194	654 OTH.TEXTILE FABRIC,WOVEN	15 586	87 025	61 101
EXPORTS	4 130 884	2 222 669	1 555 606	655 KNIT.CROCHET.FABRIC NES	7 785	22 199	15 585
001 LIVE ANIMALS	12 655	4 698	3 294	656 TULLE,LACE,EMBROIDRY,ETC	855	7 458	5 203
011 BOVINE MEAT	11 983	4 016	2 722	657 SPECIAL YARN,TXTL.FABRIC	8 424	33 120	23 149
012 OTHER MEAT, MEAT OFFAL	3 606	1 035	719	658 TEXTILE ARTICLES NES	1 001	3 153	2 192
017 MEAT,OFFL.PRPD,PRSD,NES	2 217	907	622	659 FLOOR COVERINGS, ETC.	5 545	5 675	3 972
022 MILK AND CREAM	573 348	42 521	29 778	661 LIME,CEMENT,CONSTR.MATRL	3 684	3 122	82
023 BUTTER,OTHER FAT OF MILK	387	139	101	662 CLAY,REFRCT.CONSTR.MATRL	16 692	3 095	2 169
024 CHEESE AND CURD	37 913	16 057	11 267	663 MINERAL MANUFACTURES,NES	14 098	5 833	4 061
025 EGGS,BIRDS,YOLKS,ALBUMIN	425	174	120	664 GLASS	20 707	5 293	3 685
034 FISH,FRESH,CHILLED,FROZN	2 103	320	221	665 GLASSWARE	42 419	6 004	4 218
035 FISH,DRIED,SALTED,SMOKED	2 194	91	63	666 POTTERY	1 409	1 057	747
036 CRUSTACEANS,MOLLUSCS ETC	913	235	163	667 PEARLS,PRECIOUS STONES	45	45	31
037 FISH ETC.PRPD,PRSD,NES	2 022	764	536	671 PIG IRON,SPIEGELEISN,ETC	3 078	421	291
042 RICE	24 129	1 443	1 012	672 INGOTS ETC.IRON OR STEEL	1 256	146	101
044 MAIZE UNMILLED	238	183	130	673 FLAT-ROLLED IRON ETC.	155 269	15 549	10 824
046 MEAL,FLOUR OF WHEAT,MSLN	282 208	11 430	7 945	674 FLAT-ROLLED PLATED IRON	18 969	3 337	2 331
048 CEREAL PREPARATIONS	48 898	6 744	4 718	675 FLAT-ROLLED, ALLOY STEEL	17 310	7 670	5 353
054 VEGETABLES	5 231	998	698	676 IRON,STL.BAR,SHAPES ETC.	37 556	5 941	4 149
056 VEGETABLES,PRPD,PRSD,NES	15 477	3 773	2 629	678 WIRE OF IRON OR STEEL	12 423	1 886	1 325
057 FRUIT,NUTS EXCL.OIL NUTS	2 415	571	396	679 TUBES,PIPES,ETC.IRON,STL	298 670	44 977	31 753
058 FRUIT,PRESERVED,PREPARED	2 858	1 320	921	681 SILVER,PLATINUM,ETC.	31	719	505
059 FRUIT, VEGETABLE JUICES	3 523	402	286	682 COPPER	38 415	22 118	15 524
061 SUGARS,MOLASSES,HONEY	313 023	20 395	14 375	683 NICKEL	143	345	244
062 SUGAR CONFECTIONERY	2 891	1 886	1 330	684 ALUMINIUM	9 369	5 966	4 179
071 COFFEE,COFFEE SUBSTITUTE	1 248	1 020	714	685 LEAD	89	52	38
072 COCOA	1 457	176	119	686 ZINC	963	181	125
073 CHOCOLATE,OTH.COCOA PREP	7 452	4 594	3 218	687 TIN	866	923	642
074 TEA AND MATE	200	107	75	688 MISC.NON-FERR.BASE METAL	643	410	282
075 SPICES	1 179	747	519	691 METALLIC STRUCTURES NES	12 876	8 883	6 194
081 ANIMAL FEED STUFF	16 013	2 985	2 094	692 CONTAINERS,STORAGE,TRNSP	2 436	1 962	1 385
091 MARGARINE AND SHORTENING	6 072	1 019	717	693 WIRE PRODUCTS EXCL.ELECT	2 480	1 519	1 061
098 EDIBLE PRPD.PREPRNTS,NES	44 123	18 878	13 178	694 NAILS,SCREWS,NUTS,ETC.	4 117	2 706	1 878
111 NON-ALCOHOL.BEVERAGE,NES	21 338	2 209	1 566	695 TOOLS	4 111	10 903	7 646
112 ALCOHOLIC BEVERAGES	25 239	8 337	5 833	696 CUTLERY	897	3 686	2 571
122 TOBACCO, MANUFACTURED	1 413	6 912	4 845	697 HOUSEHOLD EQUIPMENT,NES	2 304	3 608	2 522
222 OILSEED(SFT.FIX VEG.OIL)	1 186	261	183	699 MANUFACTS.BASE METAL,NES	14 143	13 662	9 560
223 OILSEED(OTH.FIX.VEG.OIL)	831	107	73	700 CPL IND PLANT (84/85/87)	386	1 698	1 193
231 NATURAL RUBBER, ETC.	1 255	368	255	711 STEAM GENER,BOILERS,ETC.	158	308	216
232 SYNTHETIC RUBBER, ETC.	5 999	2 071	1 436	712 STEAM TURBINES	575	1 937	1 402
246 WOOD IN CHIPS, PARTICLES	4 894	43	31	713 INTRNL COMBUS PSTN ENIN	2 138	8 842	6 193
247 WOOD ROUGH,ROUGH SQUARED	572	112	78	714 ENGINES,MOTORS NON-ELECT	4 254	4 026	2 797
248 WOOD, SIMPLY WORKED	7 738	1 236	870	716 ROTATING ELECTRIC PLANT	1 602	3 603	2 521
251 PULP AND WASTE PAPER	118 007	3 483	2 429	718 OTH.POWR.GENRTNG.MACHNRY	1 175	1 936	990
263 COTTON	602	210	143	721 AGRIC.MACHINES,EX-TRACTR	9 651	10 463	7 366
266 SYNTHETIC FIBRES	3 551	1 234	859	722 TRACTORS	3 942	7 024	4 911
267 OTHER MAN-MADE FIBRES	13 095	6 518	4 538	723 CIVIL ENGINEERING EQUIPT	30 730	18 690	13 114
268 WOOL, OTHER ANIMAL HAIR	4 338	5 629	3 889	724 TEXTILE,LEATHER MACHINES	3 561	17 287	12 110
269 WORN CLOTHING,TEXTL.ARTL	577	90	63	725 PAPER,PULP MILL MACHINES	824	2 950	2 080
273 STONE, SAND AND GRAVEL	37 944	601	420	726 PRINTING,BOOKBINDNG MACHS	5 262	20 634	14 538
278 OTHER CRUDE MINERALS	86 263	1 955	1 357	727 FOOD-PROCESS.MCH.NON DOM	1 922	6 880	4 719
291 CRUDE ANIMAL MATERIALS,NES	11 021	16 867	11 836	728 OTH.MACH,PTS,SPCL INDUST	9 746	33 166	23 149
292 CRUDE VEG.MATERIALS, NES	2 681	3 137	2 207	731 METAL REMOVAL WORK TOOLS	2 164	2 562	1 805
322 BRIQUETTES,LIGNITE,PEAT	20 869	407	284	733 MACH-TOOLS,METAL-WORKING	2 428	3 094	2 149
334 PETROLEUM PRODUCTS	31 405	11 452	8 011	735 PARTS,NES,FOR MACH-TOOLS	3 739	4 441	3 101
335 RESIDUAL PETROL,PRODUCTS	7 314	838	581	737 METALWORKING MACHNRY NES	1 843	7 242	5 112
351 ELECTRIC CURRENT, MWH	58 400	2 364	1 675	741 HEATING,COOLNG EQUIP,PART	6 111	19 725	13 845
421 FIXED VEG.FAT,OILS, SOFT	4 934	643	452	742 PUMPS FOR LIQUIDS,PARTS	2 395	10 163	7 131
422 FIXED VEG.FAT,OILS,OTHER	3 435	504	353	743 PUMPS,NES,CENTRIFUGS ETC	4 380	15 323	10 755
431 ANIMAL,VEG.FATS,OILS,NES	7 812	1 477	1 035	744 MECHANICAL HANDLING EQUIP	13 587	18 485	12 937
511 HYDROCARBONS,NES,DERIVTS	120 881	6 915	4 749	745 OTH.NON-ELEC MCH,TOOL,NES	7 032	38 796	27 360
512 ALCOHOL,PHENOL,ETC.DERIV	10 424	2 891	2 024	746 BALL OR ROLLER BEARINGS	2 035	7 063	4 933
513 CARBOXYLIC ACIDS,DERIVTS	14 265	4 390	3 041	747 TAPS,COCKS,VALVES,ETC.	2 122	9 663	6 784
514 NITROGEN-FUNCT.COMPOUNDS	9 946	5 703	3 991	748 TRANSMISSIONS SHAFTS ETC	1 559	5 143	3 612
515 ORGANO-INORGANIC COMPNDS	10 124	7 073	4 957	749 NON-ELECT MACH.PARTS,ETC	817	11 004	7 707
516 OTHER ORGANIC CHEMICALS	2 527	2 919	2 026	751 OFFICE MACHINES	1 519	5 871	4 111
				752 AUTOMATC.DATA PROC.EQUIP	2 076	18 726	11 702
				759 PARTS,FOR OFFICE MACHINS	602	5 178	3 610

7 IMPORTS AND EXPORTS (SPECIAL TRADE) BY COUNTRIES OF PRODUCTION AND CONSUMPTION AND BY GROUPS OF THE SITC-REV. III 1995

GROUP DESCRIPTION	DT = 100 KG	1 000 DM	1 000 \$	GROUP DESCRIPTION	DT = 100 KG	1 000 DM	1 000 \$
761 TELEVISION RECEIVERS ETC	4 676	12 758	8 856	421 FIXED VEG.FAT,OILS, SOFT	1 010	147	101
762 RADIO-BROADCAST RECEIVER	863	4 005	2 815	533 PIGMENTS, PAINTS, ETC.	114	58	42
763 SOUND RECORDER,PHONOGRPH	521	5 625	3 950	541 MEDICINES,ETC.EXC.GRP542	2	51	36
764 TELECOMM.EQUIP.PARTS NES	4 184	36 305	25 349	542 MEDICAMENTS	4	46	34
771 ELECT POWER MACHNY.PARTS	3 760	12 572	8 787	553 PERFUMERY,COSMETICS,ETC.	1 533	523	365
772 ELEC. SWITCH, RELAY, CIRCUIT	9 427	48 291	33 784	554 SOAP,CLEANERS,POLISH,ETC	149	51	35
773 ELECTR. DISTRI. EQPT NES	16 232	12 551	8 738	581 PLASTIC TUBE,PIPE,HOSE	842	247	172
774 ELECTRO-MEDCL,XRAY EQUIP	389	10 939	7 714	582 PLASTIC PLATE,SHEETS,ETC	71	107	73
775 DOM.ELEC,NON-ELEC.EQUIP	21 516	32 689	22 914	597 PREPRD. ADDITIVES,LIQUIDS	446	109	78
776 TRANSISTORS, VALVES, ETC.	216	6 357	4 463	598 MISC.CHEMICAL PRODTS.NES	40	54	36
778 ELECTRIC.MACH. APPART.NES	7 164	21 679	15 150	600 CPL IND PLANT CHAP 69-76	213	243	175
781 PASS.MOTOR VEHCLS.EX.BUS	81 173	130 134	90 947	611 LEATHER	7	46	33
782 GOODS,SPCL TRANSPORT VEH	156 043	91 837	64 329	625 RUBBER TYRES,TUBES,ETC.	901	121	81
783 ROAD MOTOR VEHICLES NES	53 341	52 968	36 994	629 ARTICLES OF RUBBER, NES	394	241	171
784 PARTS,TRACTORS,MOTOR VEH	9 232	46 988	32 908	633 CORK MANUFACTURES	11	73	51
785 CYCLES,MOTORCYCLES ETC.	331	1 671	1 164	635 WOOD MANUFACTURES, NES	243	61	43
786 TRAILERS,SEMI-TRAILER,ETC	18 824	5 911	4 140	641 PAPER AND PAPERBOARD	500	160	111
791 RAILWAY VEHICLES.EQUIPNT	1 542	1 785	1 241	642 PAPER,PAPERBOARD,CUT ETC	249	116	78
792 AIRCRAFT, ASSOCDT.EQUIPNT	31	648	457	651 TEXTILE YARN	23	106	75
793 SHIP,BOAT,FLOAT.STRUCTRS	2 587	6 372	4 533	652 COTTON FABRICS, WOVEN	103	562	380
811 PREFABRICATED BUILDINGS	5 882	2 812	1 956	653 FABRICS,MAN-MADE FIBRES	580	3 364	2 345
812 PLUMBING,SANITRY,EQPT.ETC	8 773	16 472	11 546	654 OTH.TEXTILE FABRIC,WOVEN	124	783	550
813 LIGHTING FIXTURES ETC.NES	879	2 829	1 987	655 KNIT,CROCHET.FABRIC NES	29	175	121
821 FURNITURE,CUSHIONS,ETC.	10 723	12 584	8 800	656 TULLE,LACE,EMBROIDRY.ETC	3	76	52
831 TRUNK,SUIT-CASES,BAG,ETC	517	1 509	1 056	657 SPECIAL YARN,TXTL.FABRIC	97	579	405
841 MENS,BOYS CLOTHING,X-KNIT	3 373	16 359	11 366	659 FLOOR COVERINGS, ETC.	232	175	121
842 WOMEN,GIRL CLOTHING,XKNIT	1 346	8 209	5 696	662 CLAY,REFRCT.CONSTR.MATRL	3 411	525	374
843 MENS,BOYS CLOTHING,KNIT	1 582	3 945	2 767	663 MINERAL MANUFACTURES,NES	490	98	68
844 WOMEN,GIRLS CLOTHING,KNIT	3 358	10 958	7 638	665 GLASSWARE	5 855	432	307
845 OTHR.TEXTILE APPAREL,NES	5 645	18 745	13 081	673 FLAT-ROLLED IRON ETC.	3 125	398	281
846 CLOTHING ACCESSRS,FABRIC	1 205	6 723	4 707	674 FLAT-ROLLED PLATED IRON	2 390	349	244
848 CLOTHING,NONXTL;HEADGEAR	1 251	3 649	2 529	679 TUBES,PIPES,ETC. IRON, STL	2 619	399	271
851 FOOTWEAR	10 957	24 499	17 095	682 COPPER	231	144	101
871 OPTICAL INSTRUMENTS,NES	17	920	649	691 METALLIC STRUCTURES NES	1 160	274	191
872 MEDICAL INSTRUMENTS NES	3 459	14 967	10 480	692 CONTAINERS,STORAGE,TRNSP	220	174	122
873 METERS,COUNTERS,NES	564	2 800	1 965	693 WIRE PRODUCTS EXCL.ELECT	181	96	66
874 MEASURE,CONTROL INSTRMNT	1 599	20 856	14 567	694 NAILS,SCREWS,NUTS,ETC.	66	51	36
881 PHOTOGRAPH APPAR.ETC.NES	284	2 563	1 803	695 TOOLS	541	613	418
882 PHOTO.CINEMATOGRPH.SUPPL	2 380	3 787	2 658	696 CUTLERY	39	97	66
884 OPTICAL GOODS NES	58	2 715	1 899	697 HOUSEHOLD EQUIPMENT,NES	150	190	132
885 WATCHES AND CLOCKS	263	4 836	3 398	699 MANUFACTS.BASE METAL,NES	573	2 036	1 416
891 ARMS AND AMMUNITION	76	249	171	700 CPL IND PLANT (84/85/87)	233	263	189
892 PRINTED MATTER	4 468	8 322	5 831	711 STEAM GENER. BOILERS,ETC.	241	208	145
893 ARTICLES,NES,OF PLASTICS	23 470	21 639	15 178	713 INTRNL COMBUS PSTN ENGIN	33	110	76
894 BABY CARRIAGE, TOYS,GAMES	3 666	6 799	4 741	716 ROTATING ELECTRIC PLANT	202	260	179
895 OFFICE,STATIONERY SUPPLS	1 316	4 152	2 888	721 AGRIC.MACHINES,EX.TRACTR	106	128	88
896 WORKS OF ART,ANTIQUE ETC	20	133	94	723 CIVIL ENGINEERING EQUIPT	4 306	2 743	1 913
897 GOLD,SILVERWARE,JEWEL NES	43	3 386	2 340	724 TEXTILE,LEATHER MACHINES	42	163	115
898 MUSICAL INSTRUMENTS,ETC.	1 593	6 754	4 714	725 PAPER,PULP MILL MACHINES	39	65	45
899 MISC MANUFCTRD GOODS NES	3 048	19 858	13 892	726 PRINTING,BOOKBINDNG MACHS	244	344	242
971 GOLD,NONMONTY EXCL ORES	23	227	161	727 FOOD-PROCESS.MCH.NON DOM	15	47	34
				728 OTH.MACH,PTS,SPCL INDUST	584	731	508
BOS HERZEGOV				731 METAL REMOVAL WORK TOOLS	47	70	50
IMPORTS	33 582	18 146	12 673	733 MACH-TOOLS,METAL-WORKING	73	207	146
023 BUTTER,OTHER FAT OF MILK	1 925	1 257	870	737 METALWORKING MACHNRY NES	17	70	49
058 FRUIT,PRESERVED,PREPARED	930	238	166	741 HEATING,COOLING EQUIP,PART	39	48	34
061 SUGARS,MOLASSES,HONEY	15 442	242	172	742 PUMPS FOR LIQUIDS,PARTS	33	158	112
112 ALCOHOLIC BEVERAGES	4 796	1 264	885	743 PUMPS NES,CENTRIFUGS ETC	88	319	225
634 VENEERS, PLYWOOD, ETC.	493	127	90	744 MECHANICAL HANDLING EQUIP	117	117	80
635 WOOD MANUFACTURES, NES	128	49	35	745 OTH.NONELEC MCH,TOOL,NES	664	670	480
658 TEXTILE ARTICLES NES	27	47	33	747 TAPS,COCKS,VALVES,ETC.	1 051	711	497
699 MANUFACTS.BASE METAL,NES	44	90	62	749 NON-ELECT MACH.PARTS,ETC	4	355	249
713 INTRNL COMBUS PSTN ENGIN	38	112	80	751 OFFICE MACHINES	81	285	195
716 ROTATING ELECTRIC PLANT	29	51	34	752 AUTOMAT.DATA PROC.EQUIP	31	303	215
731 METAL REMOVAL WORK TOOLS	52	156	113	759 PARTS,FOR OFFICE MACHINS	7	93	63
742 PUMPS FOR LIQUIDS,PARTS	121	233	163	761 TELEVISION RECEIVERS ETC	201	438	301
743 PUMPS NES,CENTRIFUGS ETC	4 768	3 160	2 223	762 RADIO-BROADCAST RECEIVER	74	297	205
781 PASS.MOTOR VEHCLS.EX.BUS	259	102	70	763 SOUND RECORDER,PHONOGRPH	17	113	77
841 MENS,BOYS CLOTHING,X-KNIT	236	1 632	1 139	764 TELECOMM.EQUIP.PARTS NES	289	931	649
842 WOMEN,GIRL CLOTHING,XKNIT	674	6 178	4 294	771 ELECT POWER MACHNY.PARTS	28	70	51
844 WOMEN,GIRLS CLOTHING,KNIT	140	96	74	772 ELEC. SWITCH, RELAY, CIRCUIT	152	1 024	716
845 OTHR.TEXTILE APPAREL,NES	157	811	568	773 ELECTR. DISTRI. EQPT NES	760	520	370
892 PRINTED MATTER	488	953	668	774 ELECTRO-MEDCL,XRAY EQUIP	34	840	586
893 ARTICLES,NES,OF PLASTICS	62	183	131	775 DOM.ELEC,NON-ELEC.EQUIP	1 313	1 161	799
899 MISC MANUFCTRD GOODS NES	530	300	208	776 TRANSISTORS, VALVES, ETC.	1	64	48
EXPORTS	269 496	111 704	77 834	778 ELECTRIC.MACH. APPART.NES	350	592	420
001 LIVE ANIMALS	2 931	955	651	781 PASS.MOTOR VEHCLS.EX.BUS	5 465	7 811	5 429
011 BOVINE MEAT	22 827	7 846	5 509	782 GOODS,SPCL TRANSPORT VEH	30 825	10 962	7 638
012 OTHER MEAT, MEAT OFFAL	1 832	583	398	783 ROAD MOTOR VEHICLES NES	14 330	4 861	3 415
017 MEAT,OFFL,PRPD,PRSD,NES	1 318	390	276	784 PARTS,TRACTORS,MOTOR VEH	542	3 135	2 186
022 MILK AND CREAM	17 097	1 509	1 333	786 TRAILERS,SEMI-TRAILER,ETC	5 389	1 364	949
023 BUTTER,OTHER FAT OF MILK	408	153	106	813 LIGHTING FIXTURES ETC.NES	162	193	136
024 CHEESE AND CURD	10 706	4 532	3 150	821 FURNITURE,CUSHIONS,ETC.	180	231	166
025 EGGS,BIRDS,YOLKS,ALBUMIN	20 415	2 788	1 942	841 MENS,BOYS CLOTHING,X-KNIT	13	47	32
034 FISH,FRESH,CHILLED,FROZN	66	50	35	842 WOMEN,GIRL CLOTHING,XKNIT	5	68	46
046 MEAL,FLOUR OF WHEAT,MSLN	6 207	304	211	845 OTHR.TEXTILE APPAREL,NES	102	390	272
048 CEREAL PREPARATIONS	172	101	67	846 CLOTHING ACCESSRS,FABRIC	21	80	56
054 VEGETABLES	541	80	54	851 FOOTWEAR	173	576	397
056 VEGETABLES,PRPD,PRSD,NES	3 434	488	345	872 MEDICAL INSTRUMENTS NES	56	762	539
058 FRUIT,PRESERVED,PREPARED	217	95	65	874 MEASURE,CONTROL INSTRMNT	17	489	337
061 SUGARS,MOLASSES,HONEY	6 348	382	261	881 PHOTOGRAPH APPAR.ETC.NES	25	92	67
062 SUGAR CONFECTIONERY	477	189	130	882 PHOTO.CINEMATOGRPH.SUPPL	328	587	412
073 CHOCOLATE,OTH.COCOA PREP	16 311	5 340	3 723	885 WATCHES AND CLOCKS	6	42	30
081 ANIMAL FEED STUFF	345	73	48	892 PRINTED MATTER	209	1 197	846
091 MARGARINE AND SHORTENING	831	150	103	893 ARTICLES,NES,OF PLASTICS	403	224	158
098 EDIBLE PROD,PREPRTNS,NES	1 443	573	396	894 BABY CARRIAGE, TOYS,GAMES	269	428	297
111 NON-ALCOHOL. BEVERAGE,NES	7 121	678	479	898 MUSICAL INSTRUMENTS,ETC.	62	129	92
112 ALCOHOLIC BEVERAGES	4 072	367	259	899 MISC MANUFCTRD GOODS NES	75	783	545
211 HIDES,SKINS(EX.FURS),RAW	695	151	106	941 COMPL IND PLANT CHAPT 99	51	812	555
232 SYNTHETIC RUBBER, ETC.	246	65	47				
267 OTHER MAN-MADE FIBRES	892	509	359	SERB MONTNEG			
285 ALUMINIUM ORE,CONCTR.ETC	1 004	125	89	IMPORTS	17 310	6 276	4 419
292 CRUDE VEG.MATERIALS, NES	1 170	83	59	058 FRUIT,PRESERVED,PREPARED	6 125	1 499	1 040
334 PETROLEUM PRODUCTS	1 356	349	242	634 VENEERS, PLYWOOD, ETC.	503	109	77
				684 ALUMINIUM	9 382	2 370	1 700
				713 INTRNL COMBUS PSTN ENGIN	42	78	54

7 IMPORTS AND EXPORTS (SPECIAL TRADE) BY COUNTRIES OF PRODUCTION AND CONSUMPTION AND BY GROUPS OF THE SITC-REV. III 1995

GROUP DESCRIPTION	DT = 100 KG	1 000 DM	1 000 \$	GROUP DESCRIPTION	DT = 100 KG	1 000 DM	1 000 \$
749 NON-ELECT MACH.PARTS,ETC	6	72	48	841 MENS,BOYS CLOTHNG,X-KNIT	14	43	30
792 AIRCRAFT,ASOCTD.EQUIPNT	7	1 349	943	845 OTHR.TEXTILE APPAREL,NES	69	52	37
811 PREFABRICATED BUILDINGS	165	46	33	851 FOOTWEAR	358	601	425
871 OPTICAL INSTRUMENTS,NES	2	45	31	872 MEDICAL INSTRUMENTS NES	213	7 918	5 562
891 ARMS AND AMMUNITION	22	57	41	874 MEASURE,CONTROL INSTRMNT	92	2 023	1 430
899 MISC MANUFCTRD GOODS NES		172	117	881 PHOTOGRAPH APPAR.ETC.NES	9	99	69
EXPORTS	214 088	125 325	87 559	884 OPTICAL GOODS NES	5	95	67
011 BOVINE MEAT	21 654	5 784	4 063	885 WATCHES AND CLOCKS	8	117	81
012 OTHER MEAT, MEAT OFFAL	1 825	393	274	892 PRINTED MATTER	690	294	202
017 MEAT,OFFL,PRPD,PRSD,NES	253	100	71	893 ARTICLES,NES,OF PLASTICS	244	545	379
022 MILK AND CREAM	647	170	118	895 OFFICE,STATIONERY SUPPLS	57	407	287
024 CHEESE AND CURD	612	264	178	899 MISC MANUFCTRD GOODS NES	483	4 748	3 339
034 FISH,FRESH,CHILLED,FROZN	975	84	60	MACEDONIA			
046 MEAL,FLOUR OF WHEAT,MSLN	1 003	43	30	IMPORTS	1 242 440	481 266	336 504
048 CEREAL PREPARATIONS	113	47	33	054 VEGETABLES	3 864	1 707	1 207
054 VEGETABLES	197	151	108	056 VEGETABLES,PRPD,PRSD,NES	9 899	2 628	1 853
056 VEGETABLES,PRPD,PRSD,NES	615	146	99	057 FRUIT,NUTS EXCL.OIL NUTS	2 981	739	524
057 FRUIT,NUTS EXCL.OIL NUTS	400	75	54	058 FRUIT,PRESERVED,PREPARED	339 121	69 496	48 630
061 SUGARS,MOLASSES,HONEY	50 622	3 150	2 170	059 FRUIT,VEGETABLE JUICES	20 117	4 619	3 275
062 SUGAR CONFECTIONERY	252	138	95	075 SPICES	8 316	2 183	1 541
072 COCOA	2 430	247	161	098 EDIBLE PROD.PREPRNTS,NES	2 036	2 822	1 157
073 CHOCOLATE,OTH.COCOA PREP	5 027	2 994	2 063	112 ALCOHOLIC BEVERAGES	307 200	30 844	21 494
075 SPICES	401	181	119	121 TOBACCO, UNMANUFACTURED	3 926	2 786	1 889
081 ANIMAL FEED STUFF	43 725	4 299	3 049	222 OILSEED(SFT.FIX VEG.OIL)	2 522	153	107
098 EDIBLE PROD.PREPRNTS,NES	2 116	1 201	838	242 WOOD, SIMPLY WORKED	6 171	660	466
111 NON-ALCOHOL, BEVERAGE,NES	225	87	45	263 COTTON	1 385	55	39
266 SYNTHETIC FIBRES	192	53	37	266 SYNTHETIC FIBRES	23 799	6 990	4 821
278 OTHER CRUDE MINERALS	7 998	306	217	273 STONE, SAND AND GRAVEL	1 221	60	42
291 CRUDE ANIMAL MATERLS,NES	520	282	201	278 OTHER CRUDE MINERALS	63 620	1 281	864
292 CRUDE VEG.MATERIALS, NES	105	101	69	282 FERROUS WASTE AND SCRAP	2 070	277	193
334 PETROLEUM PRODUCTS	156	57	40	288 NON-FERROUS WASTE, SCRAP	1 581	393	269
335 RESIDUAL PETROL.PRODUCTS	421	112	79	291 CRUDE ANIMAL MATERLS,NES	408	1 152	814
411 ANIMAL OILS AND FATS	380	192	132	292 CRUDE VEG.MATERIALS, NES	10 056	3 184	2 244
422 FIXED VEG.FAT,OILS,OTHER	5 021	642	440	334 PETROLEUM PRODUCTS	180	87	62
431 ANIMAL,VEG.FATS,OILS,NES	186	85	62	431 ANIMAL,VEG.FATS,OILS,NES	4 102	258	181
511 HYDROCARBONS,NES,DERIVTS	119	229	159	524 OTHER CHEMICAL COMPOUNDS	32	614	432
512 ALCOHOL,PHENOL,ETC.DERIV	1 186	1 062	752	581 PLASTIC TUBE,PIPE,HOSE	99	167	116
513 CARBOXYLIC ACIDS,DERIVTS	347	574	404	582 PLASTIC PLATE,SHEETS,ETC	1 524	1 601	1 129
514 NITROGEN-FUNCT.COMPOUNDS	2 517	2 753	1 913	611 LEATHER	22	95	68
515 ORGANO-INORGANIC COMPNDS	370	7 716	5 396	613 FURSKINS,TANNED,DRESSED	491	1 687	1 192
516 OTHER ORGANIC CHEMICALS	336	365	256	629 ARTICLES OF RUBBER,NES	1 457	780	547
522 INORGANIC CHEM.ELEMENTS	163	84	59	634 VENEERS, PLYWOOD, ETC.	980	292	208
523 METAL.SALTS,INORGAN.ACID	1 425	793	544	635 WOOD MANUFACTURES, NES	4 848	588	415
531 SYNTH.COLOURS,LAKES,ETC.	10	73	52	642 PAPER,PAPERBOARD,CUT ETC	84	55	36
533 PIGMENTS, PAINTS, ETC.	107	142	100	651 TEXTILE YARN	5 556	8 033	5 611
541 MEDICINES,ETC.EXC.GRP542	1 859	18 183	12 545	652 COTTON FABRICS, WOVEN	409	205	139
542 MEDICAMENTS	686	7 063	4 925	653 FABRICS,MAN-MADE FIBRES	505	639	450
551 ESSENT.OIL,PERFUME,FLAVR	110	270	192	654 OTH.TEXTILE FABRIC,WOVEN	303	104	72
553 PERFUMERY,COSMETICS,ETC.	42	118	82	655 KNIT,CROCHET,FABRIC NES	571	652	453
554 SOAP,CLEANERS,POLISH,ETC	452	192	133	657 SPECIAL YARN,TXTL.FABRIC	182	251	176
571 POLYMERS OF ETHYLENE	3 208	703	501	658 TEXTILE ARTICLES NES	8 769	10 100	7 039
572 POLYMERS OF STYRENE	560	83	58	661 LIME,CEMENT,CONSTR.MATRL	3 258	354	249
574 POLYACETAL,POLYCARBONATE	964	288	185	662 CLAY,REFRCT.CONSTR.MATRL	1 739	124	82
575 OTH.PLASTIC,PRIMARY FORM	816	829	590	663 MINERAL MANUFACTURES,NES	2 131	999	698
581 PLASTIC TUBE,PIPE,HOSE	264	956	651	664 GLASS	152	71	51
582 PLASTIC PLATE,SHEETS,ETC	976	666	470	665 GLASSWARE	7 198	4 170	2 931
592 STARCHES,INULIN,ETC.	198	133	93	666 POTTERY	1 798	628	439
597 PREPRD ADDITIVES,LIQUIDS	200	46	30	671 PIG IRON, SPIEGELEISN,ETC	102 560	11 154	7 772
598 MISC.CHEMICAL PROOTS,NES	3 295	1 815	1 282	673 FLAT-ROLLED IRON ETC.	58 530	3 287	2 321
621 MATERIALS OF RUBBER	224	274	197	679 TUBES,PIPES,ETC.IRON,STL	211	90	63
625 RUBBER TYRES,TUBES,ETC.	98	75	83	681 SILVER,PLATINUM,ETC.	5	112	79
629 ARTICLES OF RUBBER, NES	28	114	83	682 COPPER	4 513	1 150	776
641 PAPER AND PAPERBOARD	923	393	272	684 ALUMINIUM	15 134	5 758	4 055
642 PAPER,PAPERBOARD,CUT ETC	3 366	1 321	900	685 LEAD	5 785	568	394
651 TEXTILE YARN	53	1 049	701	686 ZINC	30 217	4 488	3 117
652 COTTON FABRICS, WOVEN	17	82	57	691 METALLIC STRUCTURES NES	3 989	527	356
653 FABRICS,MAN-MADE FIBRES	94	528	363	694 NAILS,SCREWS,NUTS,ETC.	1 885	285	196
654 OTH.TEXTILE FABRIC,WOVEN	29	401	281	695 TOOLS	69	685	476
655 KNIT,CROCHET,FABRIC NES	65	102	70	697 HOUSEHOLD EQUIPMENT,NES	3 278	1 728	1 221
657 SPECIAL YARN,TXTL.FABRIC	33	151	105	699 MANUFACTS,BASE METAL,NES	753	347	242
658 TEXTILE ARTICLES NES	722	625	438	713 INTRNL COMBUS PSTN ENGIN	103	173	120
662 CLAY,REFRCT.CONSTR.MATRL	334	208	143	716 ROTATING ELECTRIC PLANT	862	1 258	884
664 GLASS	326	146	102	724 TEXTILE,LEATHER MACHINES	9	74	52
665 GLASSWARE	4 338	894	629	726 PRINTNG,BOOKBINDNG MACHS	120	95	68
684 ALUMINIUM	518	419	289	735 PARTS,NES,FOR MACH-TOOLS	51	82	57
692 CONTAINERS,STORAGE,TRNSP	48	194	137	742 PUMPS FOR LIQUIDS,PARTS	60	58	39
694 NAILS,SCREWS,NUTS,ETC.	45	85	61	743 PUMPS NES,CENTRIFUGS ETC	1 689	890	624
695 TOOLS	44	260	180	744 MECHANICAL HANDLING EQUIP	560	170	118
699 MANUFACTS.BASE METAL,NES	96	136	94	745 OTH.NONELEC MCH,TOOL,NES	470	180	124
711 STEAM GENER,BOILERS,ETC.	218	807	554	747 TAPS,COCKS,VALVES,ETC.	3 313	3 491	2 459
714 ENGINES,MOTORS NON-ELECT	11	2 681	1 897	771 ELECT.POWER MACHNY,PARTS	221	1 459	1 020
724 TEXTILE,LEATHER MACHINES	18	104	72	772 ELEC.SWITCH.RELAY.CIRCUIT	94	103	69
725 PAPER,PULP MILL MACHINES	123	193	133	773 ELECTR.DISTRIB.EQPT NES	70 272	22 924	16 065
726 PRINTNG,BOOKBINDNG MACHS	380	318	221	775 DOM.ELEC, NON-ELEC.EQUIPT	1 083	958	668
727 FOOD-PROCESS.MCH.NON DOM	15	152	105	776 TRANSISTORS,VALVES,ETC.		58	40
728 OTH.MACH,PTS,SPCL INDUST	1 035	2 036	1 462	778 ELECTRIC.MACH. APPART.NES	349	142	102
741 HEATING,COOLNG EQUIP,PART	102	1 931	1 363	781 PASS.MOTOR VEHCLS.EX.BUS	44	196	138
743 PUMPS NES,CENTRIFUGS ETC	129	809	572	784 PARTS,TRACTORS,MOTOR VEH	1 676	1 455	1 016
745 OTH.NONELEC MCH,TOOL,NES	13	115	79	785 CYCLES,MOTORCYCLES ETC.	25	82	58
747 TAPS,COCKS,VALVES,ETC.	10	102	72	812 PLUMBNG,SANITRY,EQPT.ETC	6 738	1 052	738
748 TRANSMISSIONS SHAFTS ETC	7	64	45	821 FURNITURE,CUSHIONS,ETC.	3 047	1 229	851
749 NON-ELECT MACH.PARTS,ETC		93	66	831 TRUNK,SUIT-CASES,BAG,ETC	176	160	112
751 OFFICE MACHINES	6	141	96	841 MENS,BOYS CLOTHNG,X-KNIT	25 461	104 681	73 307
759 PARTS,FOR OFFICE MACHINS	3	50	35	842 WOMEN,GTRL CLOTHNG,XKNIT	17 950	91 179	63 632
761 TELEVISION RECEIVERS ETC	41	143	101	843 MENS,BOYS CLOTHNG,KNIT	2 057	4 633	3 242
762 RADIO-BROADCAST RECEIVER	11	89	63	844 WOMEN,GTRLS CLOTHNG,KNIT	1 525	5 257	3 884
772 ELEC.SWITCH.RELAY.CIRCUIT	23	192	134	845 OTHR.TEXTILE APPAREL,NES	7 903	20 962	14 647
774 ELECTRO-MEDCL,XRAY EQUIP	317	5 665	3 959	846 CLOTHING ACCESSRS,FABRIC	1 230	2 842	1 961
778 ELECTRIC.MACH. APPART.NES	61	971	686	848 CLOTHING,NONTXTL;HEADGEAR	3 297	9 836	6 888
781 PASS.MOTOR VEHCLS.EX.BUS	362	669	465	851 FOOTWEAR	4 118	8 863	6 200
782 GOODS,SPCL TRANSPORT VEH	1 152	1 303	908	874 MEASURE,CONTROL INSTRMNT	5	549	379
784 PARTS,TRACTORS,MOTOR VEH	6	113	80	892 PRINTED MATTER	205	358	253
791 RAILWAY VEHICLES.EQUIPNT	226	86	60	893 ARTICLES,NES,OF PLASTICS	1 107	626	435
792 AIRCRAFT,ASOCTD.EQUIPNT	5	704	495	894 BABY CARRIAGE,TOYS,GAMES	271	245	172
813 LIGHTNG FIXTURES ETC.NES	7	91	63	897 GOLD,SILVERWARE,JEWEL NES		158	108
821 FURNITURE,CUSHIONS,ETC.	1 201	1 155	813				

7 IMPORTS AND EXPORTS (SPECIAL TRADE) BY COUNTRIES OF PRODUCTION AND CONSUMPTION AND BY GROUPS OF THE SITC-REV. III 1995

GROUP DESCRIPTION	DT = 100 KG	1 000 DM	1 000 \$	GROUP DESCRIPTION	DT = 100 KG	1 000 DM	1 000 \$
899 MISC MANUFCTRD GOODS NES	609	198	138	694 NAILS,SCREWS,NUTS,ETC.	3 879	738	516
EXPORTS	572 756	520 691	363 958	695 TOOLS	630	2 348	1 628
011 BOVINE MEAT	2 174	509	355	696 CUTLERY	115	314	216
016 MEAT,ED.OFFL.DRY,SLT,SMK	30	119	85	697 HOUSEHOLD EQUIPMENT,NES	1 027	1 070	742
022 MILK AND CREAM	13 543	4 740	3 360	699 MANUFACTS.BASE METAL,NES	1 659	2 210	1 544
023 BUTTER,OTHER FAT OF MILK	750	362	249	713 INTRNL COMBUS PSTN ENGIN	2 230	5 819	4 124
024 CHEESE AND CURD	5 336	2 289	1 599	716 ROTATING ELECTRIC PLANT	2 671	3 068	2 169
034 FISH,FRESH,CHILLED,FROZN	1 831	261	183	718 OTH.PWR.GENRTNG.MACHNRY	32	364	255
037 FISH ETC.PRPD,PRSD,NES	223	108	74	721 AGRIC.MACHINES,EX.TRACTR	1 318	1 908	1 365
048 CEREAL PREPARATIONS	368	216	149	722 TRACTORS	342	613	421
056 VEGETABLES,PRPD,PRSD,NES	266	126	90	723 CIVIL ENGINEERING EQUIPT	9 909	15 527	11 027
057 FRUIT,NUTS EXCL.OIL NUTS	404	75	49	724 TEXTILE,LEATHER MACHINES	3 652	7 229	5 048
058 FRUIT,PRESERVED,PREPARED	78	46	33	725 PAPER,PULP MILL MACHINES	3 036	2 255	1 561
061 SUGARS,MOLASSES,HONEY	883	146	101	726 PRINTING,BOOKBINDNG MACHS	2 318	4 246	2 992
062 SUGAR CONFECTIONERY	182	106	74	727 FOOD-PROCESS.MCH.NON DOM	1 172	869	610
072 COCOA	1 420	138	98	728 OTH.MACH,PTS,SPCL INDUSTR	7 024	8 498	5 957
073 CHOCOLATE,OTH.COCOA PREP	1 458	713	492	731 METAL REMOVAL WORK TOOLS	1 048	602	424
081 ANIMAL FEED STUFF	585	158	110	733 MACH-TOOLS,METAL-WORKING	55	281	199
091 MARGARINE AND SHORTENING	773	161	114	735 PARTS,NES,FOR MACH-TOOLS	71	652	451
098 EDIBLE PROD.PREPRNTS,NES	5 044	2 055	1 448	737 METALWORKING MACHNRY NES	97	458	320
111 NON-ALCOHOL.BEVERAGE,NES	379	45	32	741 HEATING,COOLNG EQUIP,PART	806	3 035	2 104
112 ALCOHOLIC BEVERAGES	789	614	427	742 PUMPS FOR LIQUIDS,PARTS	567	2 697	1 891
122 TOBACCO, MANUFACTURED	2 550	4 384	2 953	743 PUMPS NES,CENTRIFUGS ETC	558	2 334	1 620
211 HIDES,SKINS(EX.FURS),RAW	7 048	2 051	1 419	744 MECHANICAL HANDLING EQUIP	959	1 528	1 065
231 NATURAL RUBBER, ETC.	219	56	38	745 OTH.NONELEC MCH,TOOL,NES	1 797	6 570	4 565
232 SYNTHETIC RUBBER, ETC.	7 261	1 603	1 138	746 BALL OR ROLLER BEARINGS	393	1 468	1 021
251 PULP AND WASTE PAPER	354	49	34	747 TAPS,COCKS,VALVES,ETC.	140	1 055	735
266 SYNTHETIC FIBRES	2 145	668	469	748 TRANSMISSIONS SHAFTS ETC	783	2 831	1 995
267 OTHER MAN-MADE FIBRES	4 351	2 405	1 688	749 NON-ELECT MACH.PARTS,ETC	530	1 765	1 233
268 WOOL, OTHER ANIMAL HAIR	857	894	616	751 OFFICE MACHINES	388	1 103	773
273 STONE, SAND AND GRAVEL	662	68	46	752 AUTOMATC.DATA PROC.EQUIP	394	2 087	1 470
278 OTHER CRUDE MINERALS	10 786	446	317	759 PARTS,FOR OFFICE MACHINS	321	1 168	804
285 ALUMINIUM ORE,CONCTR.ETC	980	82	57	761 TELEVISION RECEIVERS ETC	965	1 227	852
291 CRUDE ANIMAL MATERLS,NES	105	130	90	762 RADIO-BROADCAST RECEIVER	92	383	262
292 CRUDE VEG.MATERIALS, NES	1 450	1 319	930	763 SOUND RECORDER,PHONOGRPH	16	360	248
334 PETROLEUM PRODUCTS	7 548	2 314	1 627	764 ELECTCOMM.EQUIP,PARTS NES	326	4 817	3 372
335 RESIDUAL PETROL. PRODUCTS	833	128	93	771 ELECT PWR MACHNRY,PARTS	155	1 505	1 038
411 ANIMAL OILS AND FATS	955	271	194	772 ELEC.SWITCH.RELAY.CIRCUT	325	3 155	2 192
431 ANIMAL,VEG.FATS,OILS,NES	1 734	471	329	773 ELECTR DISTRIBT.EQPT NES	364	787	547
511 HYDROCARBONS,NES,DERIVTS	2 872	483	340	774 ELECTRO-MEDCL,XRAY EQUIP	70	2 488	1 756
512 ALCOHOL,PHENOL,ETC.DERIV	3 612	796	558	775 DOM.ELEC,NON-ELEC.EQUIPT	609	1 493	1 031
513 CARBOXYLIC ACIDS,DERIVTS	12 869	3 734	2 594	776 TRANSISTORS,VALVES,ETC.	5	709	485
514 NITROGEN-FUNCT.COMPOUNDS	1 144	903	635	778 ELECTRIC.MACH.APPART,NES	1 909	3 086	2 149
515 ORGANIC-INORGANIC COMPNDS	281	810	563	781 PASS.MOTOR VEHCLS.EX.BUS	21 456	40 557	28 432
516 OTHER ORGANIC CHEMICALS	3 650	1 448	1 010	782 GOODS,SPCL TRANSPORT VEH	38 616	22 709	15 875
522 INORGANIC CHEM.ELEMENTS	1 798	715	500	783 ROAD MOTOR VEHICLES NES	15 169	11 280	7 976
523 METAL.SALTS,INORGAN.ACID	10 714	1 784	1 239	784 PARTS,TRACTORS,MOTOR VEH	2 731	7 947	5 545
524 OTHER CHEMICAL COMPOUNDS	301	154	107	786 TRAILERS,SEMI-TRAILR,ETC	11 321	4 733	3 314
531 SYNTH.COLOURS,LAKES,ETC.	1 618	4 071	2 818	791 RAILWAY VEHICLES.EQUIPNT	657	249	174
532 DYEING,TANNING MATERIALS	3 726	1 018	709	813 LIGHTING FIXTURES ETC.NES	89	414	286
533 PIGMENTS, PAINTS, ETC.	7 009	4 150	2 899	821 FURNITURE,CUSHIONS,ETC.	439	736	512
541 MEDICINES,ETC.EXC.GRP542	619	1 796	1 256	831 TRUNK,SUIT-CASES,BAG,ETC	28	154	105
542 MEDICAMENTS	56	1 033	728	841 MENS,BOYS CLOTHNG,X-KNIT	437	1 747	1 222
551 ESSENTL.OIL,PERFUME,FLAVR	418	989	688	842 WOMEN,GIRL CLOTHNG,XKNIT	483	2 365	1 657
553 PERFUMERY,COSMETICS,ETC.	2 206	2 117	1 473	843 MENS,BOYS CLOTHING,KNIT	97	185	128
554 SOAP,CLEANERS,POLISH,ETC	10 719	3 754	2 614	844 WOMEN,GIRLS CLOTHNG,KNIT	30	159	111
571 POLYMERS OF ETHYLENE	4 181	868	609	845 OTHR.TEXTILE APPAREL,NES	141	834	577
572 POLYMERS OF STYRENE	2 001	351	248	846 CLOTHING ACCESSRS,FABRIC	1 220	4 760	3 328
573 POLYMERS,VINYL CHLORIDE	2 653	664	467	848 CLOTHNG,NONXTXL;HEADGEAR	393	974	677
574 POLYACETAL,POLYCARBONATE	3 645	1 395	992	851 FOOTWEAR	1 573	2 610	1 849
575 OTH.PLASTIC,PRIMARY FORM	15 967	6 024	4 194	871 OPTICAL INSTRUMENTS,NES	6	310	218
581 PLASTIC TUBE,PIPE,HOSE	402	1 291	910	872 MEDICAL INSTRUMENTS NES	520	3 961	2 781
582 PLASTIC PLATE,SHEETS,ETC	1 639	1 122	778	873 METERS,COUNTERS,NES	15	71	50
583 MONOFILAMENT OF PLASTICS	84	73	51	874 MEASURE,CONTROL INSTRMNT	201	4 729	3 287
591 INSECTICIDES, ETC.	1 596	1 616	1 147	881 PHOTOGRAPH APPAR.ETC.NES	174	1 169	822
592 STARCHES,INULIN,ETC.	1 558	828	578	882 PHOTO.CINEMATOGPH.SUPPL	2 951	3 195	2 256
597 PRPDR ADDITIVES,LIQUIDS	7 305	3 259	2 272	884 OPTICAL GOODS NES	10	120	83
598 MISC.CHEMICAL PRODTS,NES	12 681	6 016	4 213	885 WATCHES AND CLOCKS	8	151	106
611 LEATHER	29	189	137	892 PRINTED MATTER	630	1 104	767
612 MANUFACT.LEATHER ETC.NES	7	59	41	893 ARTICLES,NES,OF PLASTICS	5 798	4 505	3 149
621 MATERIALS OF RUBBER	2 000	964	677	894 BABY CARRIAGE,TOYS,GAMES	395	498	348
625 RUBBER TYRES,TUBES,ETC.	4 675	1 719	1 192	895 OFFICE,STATIONERY SUPPLS	143	764	527
629 ARTICLES OF RUBBER, NES	636	937	651	896 WORKS OF ART,ANTIQUE ETC	7	161	110
634 VENEERS, PLYWOOD, ETC.	254	71	50	897 GOLD,SILVERWARE,JEWEL NES	149	53	33
635 WOOD MANUFACTURES, NES	460	180	129	898 MUSICAL INSTRUMENTS,ETC.	796	546	393
641 PAPER AND PAPERBOARD	50 877	10 249	7 155	899 MISC MANUFCTRD GOODS NES	984	7 766	5 427
642 PAPER,PAPERBOARD,CUT ETC	22 119	6 834	4 768				
651 TEXTILE YARN	7 531	8 861	6 160				
652 COTTON FABRICS, WOVEN	18 255	54 433	37 980	IMPORTS	2 695 047	949 676	663 049
653 FABRICS,MAN-MADE FIBRES	17 022	52 736	36 779	034 FISH,FRESH,CHILLED,FROZN	6 846	3 793	2 612
654 OTH.TEXTILE FABRIC,WOVEN	3 770	13 721	9 547	036 CRUSTACEANS,MOLLUSCS ETC	666	394	266
655 KNIT,CROCHET.FABRIC NES	3 228	5 813	4 074	037 FISH ETC.PRPD,PRSD,NES	88 693	45 653	32 046
656 TULLE,LACE,EMBROIDRY,ETC	767	4 427	3 083	054 VEGETABLES	564 050	65 556	45 143
657 SPECIAL YARN,TXTL.FABRIC	4 335	8 378	5 832	056 VEGETABLES,PRPD,PRSD,NES	52 278	8 773	6 144
658 TEXTILE ARTICLES NES	105	378	266	057 FRUIT,NUTS EXCL.OIL NUTS	657 546	69 410	48 382
659 FLOOR COVERINGS, ETC.	231	64	46	058 FRUIT,PRESERVED,PREPARED	24 270	3 714	2 603
662 CLAY,REFRCT.CONSTR.MATRL	12 348	2 991	2 038	059 FRUIT, VEGETABLE JUICES	14 788	2 463	1 712
663 MINERAL MANUFACTURES,NES	1 852	1 448	1 020	075 SPICES	8 894	2 672	1 880
664 GLASS	844	612	434	081 ANIMAL FEED STUFF	41 194	2 261	1 530
665 GLASSWARE	629	387	274	098 EDIBLE PROD.PREPRNTS,NES	361	2 410	1 691
667 PEARLS,PRECIOUS STONES		53	37	112 ALCOHOLIC BEVERAGES	495	137	97
671 PIG IRON, SPIEGELEISN,ETC	3 508	599	421	244 CORK,NATURAL,RAW;WASTE	628	128	90
673 FLAT-ROLLED IRON ETC.	18 490	2 345	1 629	251 PULP AND WASTE PAPER	15 568	1 639	1 294
674 FLAT-ROLLED PLATED IRON	2 953	679	479	263 COTTON	688	108	77
675 FLAT-ROLLED, ALLOY STEEL	2 407	1 220	855	265 VEGETABLE TEXTILE FIBRES	690	42	30
676 IRON,STL.BAR,SHAPES ETC.	2 442	526	363	272 FERTILIZERS, CRUDE	79 262	390	274
677 RAILWAY TRACK IRON,STEEL	2 567	1 220	854	278 OTHER CRUDE MINERALS	257 075	2 260	1 584
678 WIRE OF IRON OR STEEL	2 079	766	534	281 IRON ORE, CONCENTRATES	9 373	84	60
679 TUBES,PIPES,ETC.IRON,STL	3 778	1 540	1 059	282 FERROUS WASTE AND SCRAP	1 032	108	74
681 SILVER,PLATINUM,ETC.	2	62	42	283 COPPER ORES,CONCENTRATES	20 814	3 559	2 529
682 COPPER	677	512	356	287 ORE,CONCENTR.BASE METALS	45 935	2 919	2 070
683 NICKEL	136	304	213	288 NON-FERROUS WASTE, SCRAP	16 007	4 166	2 928
684 ALUMINIUM	3 503	2 221	1 548	289 PREC.METAL ORES,CONCTRIS	10	239	166
691 METALLIC STRUCTURES NES	1 295	969	680	291 CRUDE ANIMAL MATERLS,NES	117	392	275
692 CONTAINERS, STORAGE, TRNSP	3 450	1 996	1 410	292 CRUDE VEG.MATERIALS, NES	18 813	19 385	13 557
693 WIRE PRODUCTS EXCL.ELECT	1 524	373	263	334 PETROLEUM PRODUCTS	218 062	7 550	5 422

7 IMPORTS AND EXPORTS (SPECIAL TRADE) BY COUNTRIES OF PRODUCTION AND CONSUMPTION AND BY GROUPS OF THE SITC-REV. III 1995

GROUP DESCRIPTION	DT = 100 KG	1 000 DM	1 000 \$	GROUP DESCRIPTION	DT = 100 KG	1 000 DM	1 000 \$
421 FIXED VEG.FAT,OILS, SOFT	286	92	67	431 ANIMAL,VEG.FATS,OILS,NES	6 240	1 199	839
431 ANIMAL,VEG.FATS,OILS,NES	9 180	643	457	511 HYDROCARBONS,NES,DERIVTS	2 726	504	347
511 HYDROCARBONS,NES,DERIVTS	31 080	2 077	1 496	512 ALCOHOL,PHENOL,ETC.DERIV	6 680	1 749	1 221
512 ALCOHOL,PHENOL,ETC.DERIV	806	128	90	513 CARBOXYLIC ACIDS,DERIVTS	22 812	4 931	3 473
522 INORGANIC CHEM.ELEMENTS	90 572	2 739	1 920	514 NITROGEN-FUNCT.COMPOUNDS	12 552	4 844	3 393
551 ESSNTL.OIL,PERFUME,FLAVR	1 489	908	634	515 ORGANO-INORGANIC COMPNDS	443	4 005	2 784
562 FERTILIZER,EXCEPT GRP272	193 230	6 424	4 388	516 OTHER ORGANIC CHEMICALS	937	697	485
611 LEATHER	62	383	266	522 INORGANIC CHEM.ELEMENTS	29 176	4 268	2 981
612 MANUFACT.LEATHER ETC.NES	20	97	69	523 METAL.SALTS,INORGAN.ACID	24 197	3 088	2 164
625 RUBBER TYRES,TUBES,ETC.	3 087	1 567	1 100	524 OTHER CHEMICAL COMPOUNDS	756	242	169
633 CORK MANUFACTURES	2 184	401	275	525 RADIO-ACTIVE MATERIALS		78	55
634 VENEERS,PLYWOOD,ETC.	1 151	323	230	531 SYNTH.COLOURS,LAKES,ETC.	5 771	9 530	6 652
635 WOOD MANUFACTURES,NES	265	208	144	532 DYEING,TANNING MATERIALS	12 966	2 078	1 451
651 TEXTILE YARN	2 155	1 013	701	533 PIGMENTS,PAINTS,ETC.	18 418	5 842	4 059
652 COTTON FABRICS,WOVEN	87	108	76	541 MEDICINES,ETC.EXC.GRP542	533	2 660	1 848
653 FABRICS,MAN-MADE FIBRES	152	369	258	542 MEDICAMENTS	2 556	7 051	4 950
655 KNIT.CROCHET.FABRIC NES	31	57	40	551 ESSNTL.OIL,PERFUME,FLAVR	3 746	5 372	3 746
656 TULLE,LACE,EMBROIDRY,ETC	435	393	274	553 PERFUMERY,COSMETICS,ETC.	358	493	334
657 SPECIAL YARN,TXTL.FABRIC	3 268	397	275	554 SOAP,CLEANERS,POLISH,ETC	11 281	4 024	2 806
658 TEXTILE ARTICLES NES	3 368	6 622	4 659	562 FERTILIZER,EXCEPT GRP272	375 541	7 323	5 165
659 FLOOR COVERINGS,ETC.	36 612	43 037	30 018	571 POLYMERS OF ETHYLENE	29 051	4 826	3 349
661 LIME,CEMENT,CONSTR.MATRL	294	64	47	572 POLYMERS OF STYRENE	16 730	3 834	2 687
662 CLAY,REFRCT.CONSTR.MATRL	458	78	55	573 POLYMERS,VINYL CHLORIDE	908	532	374
663 MINERAL MANUFACTURES,NES	536	417	295	574 POLYACETAL,POLYCARBONATE	82 314	21 315	14 828
665 GLASSWARE	331	157	110	575 OTH.PLASTIC,PRIMARY FORM	25 234	3 452	6 601
666 POTTERY	990	478	339	581 PLASTIC TUBE,PIPE,HOSE	4 610	6 872	4 837
682 COPPER	200	76	53	582 PLASTIC PLATE,SHEETS,ETC	3 073	2 082	1 464
688 MISC.NON-FERR.BASE METAL	10	96	66	583 MONOFILAMENT OF PLASTICS	144	133	92
694 NAILS,SCREWS,NUTS,ETC.	536	322	229	591 INSECTICIDES,ETC.	7 921	7 360	5 161
697 HOUSEHOLD EQUIPMENT,NES	82	74	53	592 STARCHES,INULIN,ETC.	10 949	7 307	5 128
699 MANUFACTS.BASE METAL,NES	154	119	84	593 EXPLOSIVES,PYROTECHNICS	15	84	56
712 STEAM TURBINES	19	80	56	597 PREPRD ADDITIVES,LIQUIDS	6 179	2 177	1 521
713 INTRNL COMBUS PSTN ENGIN	11	52	36	598 MISC.CHEMICAL PRDTS,NES	23 351	8 109	5 676
724 TEXTILE,LEATHER MACHINES	25	60	38	611 LEATHER	2 105	6 835	4 781
733 MACH-TOOLS,METAL-WORKING	141	703	490	612 MANUFACT.LEATHER ETC.NES	6	65	43
743 PUMPS NES,CENTRIFUGS ETC	7	56	39	621 MATERIALS OF RUBBER	1 751	1 801	1 260
749 NON-ELECT MACH.PARTS,ETC	58	977	640	625 RUBBER TYRES,TUBES,ETC.	2 144	1 343	941
752 AUTOMATC.DATA PROC.EQUIP	41	420	291	629 ARTICLES OF RUBBER,NES	5 478	5 407	3 777
759 PARTS,FOR OFFICE MACHINS	2	302	211	635 WOOD MANUFACTURES,NES	2 856	608	425
764 TELECOMM.EQUIP.PARTS NES	11	176	125	641 PAPER AND PAPERBOARD	44 007	8 644	6 055
771 ELECT POWER MACHNY,PARTS	8	411	285	642 PAPER,PAPERBOARD,CUT ETC	19 850	5 234	3 632
772 ELEC.SWITCH.RELAY.CIRCUIT	1 668	1 747	1 225	651 TEXTILE YARN	36 595	28 996	20 211
773 ELECTR DISTRIB,EQPT NES	382	1 065	743	652 COTTON FABRICS,WOVEN	22 954	42 310	29 632
776 TRANSISTORS,VALVES,ETC.	1	387	273	653 FABRICS,MAN-MADE FIBRES	62 218	177 594	123 954
781 PASS.MOTOR VEHCLS.EX.BUS	43	72	50	654 OTH.TEXTILE FABRIC,WOVEN	7 728	32 665	22 998
782 GOODS,SPCL TRANSPORT VEH	56	54	35	655 KNIT.CROCHET.FABRIC NES	15 401	36 104	25 334
813 LIGHTING FIXTURES ETC.NES	948	6 115	4 268	656 TULLE,LACE,EMBROIDRY,ETC	1 674	8 352	5 816
821 FURNITURE,CUSHIONS,ETC.	178	177	119	657 SPECIAL YARN,TXTL.FABRIC	7 335	12 857	8 977
831 TRUNK,SUIT-CASES,BAG,ETC	20 734	380	262	658 TEXTILE ARTICLES NES	203	998	692
841 MENS,BOYS CLOTHING,X-KNIT	20 390	72 975	50 881	662 CLAY,REFRCT.CONSTR.MATRL	30 584	3 471	2 388
842 WOMEN,GIRL CLOTHING,X-KNIT	80 392	370 078	258 633	663 MINERAL MANUFACTURES,NES	1 093	1 010	710
843 MENS,BOYS CLOTHING,KNIT	1 085	4 386	3 074	664 GLASS	21 012	2 405	1 683
844 WOMEN,GIRLS CLOTHING,KNIT	10 870	45 209	31 668	665 GLASSWARE	965	887	621
845 OTHR.TEXTILE APPAREL,NES	19 055	59 858	41 847	666 POTTERY	123	291	205
846 CLOTHING ACCESSRS,FABRIC	10 526	16 873	11 808	671 PIG IRON,SPIEGELEISN,ETC	624	139	95
848 CLOTHING,NONXTL;HEADGEAR	806	1 560	1 098	673 FLAT-ROLLED IRON ETC.	252 791	20 299	14 131
851 FOOTWEAR	6 327	34 607	24 183	674 FLAT-ROLLED PLATED IRON	105 358	13 986	9 759
872 MEDICAL INSTRUMENTS NES	5	55	38	675 FLAT-ROLLED,ALLOY STEEL	17 707	2 256	1 572
874 MEASURE,CONTROL INSTRMNT	3	72	50	676 IRON,STL.BAR,SHAPES ETC.	6 863	530	360
884 OPTICAL GOODS NES	2	140	97	678 WIRE OF IRON OR STEEL	4 117	850	593
885 WATCHES AND CLOCKS	3	156	110	679 TUBES,PIPES,ETC.IRON,STL	20 958	3 522	2 484
892 PRINTED MATTER	877	362	252	682 COPPER	8 529	4 450	3 104
896 WORKS OF ART,ANTIQUE ETC	25	67	48	683 NICKEL	14	150	106
899 MISC MANUFACTRD GOODS NES	119	137	95	684 ALUMINIUM	10 899	7 328	5 100
				685 LEAD	166	93	65
EXPORTS	3 359 142	1 096 667	766 669	686 ZINC	201	53	36
001 LIVE ANIMALS	13 989	5 467	3 786	691 METALLIC STRUCTURES NES	2 021	2 160	1 509
011 BOVINE MEAT	1 514	980	680	692 CONTAINERS,STORAGE,TRNSP	1 935	1 174	813
022 MILK AND CREAM	41 657	13 602	9 622	693 WIRE PRODUCTS EXCL.ELECT	244	299	207
023 BUTTER,OTHER FAT OF MILK	1 509	561	388	694 NAILS,SCREWS,NUTS,ETC.	392	562	388
024 CHEESE AND CURD	1 211	412	288	695 TOOLS	601	1 521	1 046
037 FISH ETC.PRPD,PRSD,NES	256	193	126	696 CUTLERY	102	463	327
041 WHEAT, MESLIN, UNMILLED	679 824	13 064	9 373	697 HOUSEHOLD EQUIPMENT,NES	505	176	120
043 BARLEY, UNMILLED	98 962	1 814	1 296	699 MANUFACTS.BASE METAL,NES	8 223	3 716	2 604
048 CEREAL PREPARATIONS	1 684	688	484	700 CPL IND PLANT (84/85/87)	399	897	627
054 VEGETABLES	1 106	508	354	711 STEAM GENER.BOILERS,ETC.	66	149	105
056 VEGETABLES,PRPD,PRSD,NES	608	348	247	712 STEAM TURBINES	14	473	334
057 FRUIT,NUTS EXCL.OIL NUTS	229	54	39	713 INTRNL COMBUS PSTN ENGIN	3 398	12 072	8 463
058 FRUIT,PRESERVED,PREPARED	98	76	50	714 ENGINES,MOTORS NON-ELECT		43	31
059 FRUIT,VEGETABLE JUICES	1 447	389	269	716 ROTATING ELECTRIC PLANT	1 240	2 245	1 539
061 SUGARS,MOLASSES,HONEY	1 094	370	257	718 OTH.POWR.GENRTNG.MACHNRY	52	337	240
072 COCOA	6 150	931	649	721 AGRIC.MACHINES,EX.TRACTR	2 344	2 608	1 811
073 CHOCOLATE,OTH.COCOA PREP	370	249	175	722 TRACTORS	400	349	247
081 ANIMAL FEED STUFF	323	287	199	723 CIVIL ENGINEERING EQUIPT	3 454	2 972	2 058
098 EDIBLE PROD.PREPRTNS,NES	187	258	182	724 TEXTILE,LEATHER MACHINES	8 689	34 747	24 290
112 ALCOHOLIC BEVERAGES	2 028	268	189	725 PAPER,PULP MILL MACHINES	1 659	1 659	1 155
211 HIDES,SKINS(EX.FURS),RAW	245	52	36	726 PRINTNG,BOOKBINDNG MACHS	2 449	10 723	7 458
232 SYNTHETIC RUBBER,ETC.	12 718	2 779	1 933	727 FOOD-PROCESS.MCH.NON DOM	1 663	5 200	3 652
248 WOOD, SIMPLY WORKED	4 433	201	142	728 OTH.MACH,PTS,SPCL INDUST	3 876	16 619	11 624
251 PULP AND WASTE PAPER	8 137	1 063	759	731 METAL REMOVAL WORK TOOLS	107	226	160
263 COTTON	769	225	152	733 MACH-TOOLS,METAL-WORKING	2 807	3 331	2 346
266 SYNTHETIC FIBRES	43 639	15 505	10 862	735 PARTS,NES,FOR MACH-TOOLS	170	1 005	703
267 OTHER MAN-MADE FIBRES	12 191	3 914	2 733	737 METALWORKING MACHNRY NES	4 079	6 662	4 728
268 WOOL, OTHER ANIMAL HAIR	990	773	543	741 HEATING,COOLING EQUIP,PART	4 631	11 105	7 663
269 WORN CLOTHING,TEXTL.ARTL	293	66	46	742 PUMPS FOR LIQUIDS,PARTS	1 264	6 015	4 224
272 FERTILIZERS, CRUDE	1 065	64	46	743 PUMPS NES,CENTRIFUGS ETC	1 853	5 912	4 171
274 SULPHUR,UNRSTD.IRON PYRS	740	62	41	744 MECHANICAL HANDLING EQUIP	29 147	18 178	12 723
278 OTHER CRUDE MINERALS	25 392	620	434	745 OTH.NONELEC MCH,TOOL,NES	2 893	16 187	11 103
285 ALUMINIUM ORE,CONCTR,ETC	800	45	32	746 BALL OR ROLLER BEARINGS	456	1 613	1 125
291 CRUDE ANIMAL MATERLS,NES	176	328	228	747 TAPS,COCKS,VALVES,ETC.	426	2 122	1 488
292 CRUDE VEG.MATERIALS, NES	4 713	4 870	3 403	748 TRANSMISSIONS SHAFTS,ETC	871	3 300	2 307
322 BRIQUETTES,LIGNITE,PEAT	198 869	4 179	2 991	749 NON-ELECT MACH.PARTS,ETC	1 714	5 603	3 925
334 PETROLEUM PRODUCTS	1 569	246	174	751 OFFICE MACHINES	304	1 484	1 043
335 RESIDUAL PETROL PRODUCTS	18 228	1 499	1 062	752 AUTOMATC.DATA PROC.EQUIP	264	4 315	3 032
342 LIQUEFIED PROPANE,BUTANE	90 239	1 680	1 209	759 PARTS,FOR OFFICE MACHINS	464	2 125	1 489
411 ANIMAL OILS AND FATS	10 198	1 220	817	761 TELEVISION RECEIVERS ETC	460	1 166	801
421 FIXED VEG.FAT,OILS, SOFT	415 402	34 949	24 494	762 RADIO-BROADCAST RECEIVER	14	239	168
				763 SOUND RECORDER,PHONOGRPH	51	580	403

7 IMPORTS AND EXPORTS (SPECIAL TRADE) BY COUNTRIES OF PRODUCTION AND CONSUMPTION AND BY GROUPS OF THE SITC-REV. III 1995

GROUP DESCRIPTION	DT = 100 KG	1 000 DM	1 000 \$	GROUP DESCRIPTION	DT = 100 KG	1 000 DM	1 000 \$
764 TELECOMM.EQUIP.PARTS NES	3 285	35 476	24 859	516 OTHER ORGANIC CHEMICALS	1 641	918	646
771 ELECT POWER MACHNV.PARTS	275	868	602	522 INORGANIC CHEM.ELEMENTS	3 847	1 148	812
772 ELEC.SWITCH,RELAY,CIRCUIT	2 989	9 384	6 606	523 METAL.SALTS,INORGAN.ACID	8 557	796	559
773 ELECTR.DISTRIBT.EQPT NES	181	404	282	531 SYNTH.COLOURS,LAKE,ETC.	567	1 968	1 384
774 ELECTRO-MEDCL,XRAY EQUIP	179	3 699	2 584	532 DYEING,TANNING MATERIALS	483	68	48
775 DOM.ELEC, NON-ELEC.EQUIPT	271	667	459	533 PIGMENTS, PAINTS, ETC.	5 709	4 312	3 023
776 TRANSISTORS, VALVES, ETC.	76	1 147	799	541 MEDICINES, ETC. EXC. GRP542	9	506	360
778 ELECTRIC.MACH. APPART. NES	1 755	6 266	4 373	542 MEDICAMENTS	6 035	8 658	6 045
781 PASS.MOTOR VEHCLS. EX. BUS	12 846	35 556	24 726	551 ESSNTL.OIL, PERFUME, FLAVR	389	1 984	1 398
782 GOODS, SPCL TRANSPORT VEH	7 533	7 465	5 202	553 PERFUMERY, COSMETICS, ETC.	50	66	46
783 ROAD MOTOR VEHICLES NES	687	780	552	554 SOAP, CLEANERS, POLISH, ETC	6 342	2 726	1 893
784 PARTS, TRACTORS, MOTOR VEH	14 096	21 611	15 126	562 FERTILIZER, EXCEPT GRP272	44 000	1 586	1 086
785 CYCLES, MOTORCYCLES ETC.	317	366	260	571 POLYMERS OF ETHYLENE	3 498	681	479
786 TRAILERS, SEMI-TRAILR, ETC	493	313	218	572 POLYMERS OF STYRENE	14 178	3 590	2 558
791 RAILWAY VEHICLES.EQUIPNT	3 440	2 395	1 679	573 POLYMERS, VINYL CHLORIDE	549	155	102
792 AIRCRAFT, ASSOCTD. EQUIPNT	2	314	220	574 POLYACETAL, POLYCARBONATE	952	654	465
800 CPL IND PLANT CHAP 90/94	48	592	406	575 OTH. PLASTIC, PRIMARY FORM	6 329	4 456	3 097
811 PREFABRICATED BUILDINGS	1 470	1 027	734	581 PLASTIC TUBE, PIPE, HOSE	1 011	4 097	2 887
812 PLUMBING, SANITRY, EQPT. ETC	24	60	43	582 PLASTIC PLATE, SHEETS, ETC	1 579	1 377	955
813 LIGHTNG FIXTURES ETC. NES	341	1 257	888	591 INSECTICIDES, ETC.	1 108	1 367	928
821 FURNITURE, CUSHIONS, ETC.	1 272	1 810	1 267	592 STARCHES, INULIN, ETC.	6 092	1 413	986
831 TRUNK, SUIT-CASES, BAG, ETC	14	197	140	597 PREPRD ADDITIVES, LIQUIDS	1 081	380	266
841 MENS, BOYS CLOTHING, X-KNIT	115	1 632	1 146	598 MISC. CHEMICAL PRDCTS. NES	11 238	5 570	3 926
842 WOMEN, GIRL CLOTHING, XKNIT	414	1 732	1 198	621 MATERIALS OF RUBBER	2 303	1 782	1 256
844 WOMEN, GIRLS CLOTHING, KNIT	172	429	304	625 RUBBER TYRES, TUBES, ETC.	15 366	5 429	3 664
845 OTHR. TEXTILE APPAREL, NES	147	655	453	629 ARTICLES OF RUBBER, NES	528	2 653	1 869
846 CLOTHING ACCESSRS, FABRIC	11 055	13 303	9 277	634 VENEERS, PLYWOOD, ETC.	2 089	133	91
848 CLOTHING, NONXTXL; HEADGEAR	1 917	5 814	4 066	635 WOOD MANUFACTURES, NES	298	210	149
851 FOOTWEAR	547	1 176	815	641 PAPER AND PAPERBOARD	30 722	5 610	3 941
871 OPTICAL INSTRUMENTS, NES	62	1 870	1 268	642 PAPER, PAPERBOARD, CUT ETC	31 257	14 047	9 853
872 MEDICAL INSTRUMENTS NES	798	6 936	4 889	851 TEXTILE YARN	3 521	1 932	1 396
873 METERS, COUNTERS, NES	28	335	236	855 KNIT. CROCHET, FABRIC NES	97	65	46
874 MEASURE, CONTROL INSTRMNT	643	9 677	6 721	856 TULLE, LACE, EMBROIDRY, ETC	36	118	83
881 PHOTOGRAPH APPAR. ETC. NES	80	627	433	857 SPECIAL YARN, TXTL, FABRIC	522	3 161	2 200
882 PHOTO. CINEMATOGRPH. SUPPL	3 094	4 281	2 989	858 TEXTILE ARTICLES NES	9	50	35
884 OPTICAL GOODS NES	12	868	589	861 LIME, CEMENT, CONSTR. MATRL	101 821	1 762	1 223
885 WATCHES AND CLOCKS	44	381	271	862 CLAY, REFRCT. CONSTR. MATRL	35 879	4 986	3 493
892 PRINTED MATTER	3 016	3 442	2 410	863 MINERAL MANUFACTURES, NES	2 187	2 021	1 396
893 ARTICLES, NES, OF PLASTICS	11 076	7 080	4 944	864 GLASS	1 868	605	419
894 BABY CARRIAGE, TOYS, GAMES	304	268	184	865 GLASSWARE	83	386	268
895 OFFICE, STATIONERY SUPPLS	270	1 124	780	871 PIG IRON, SPIEGELEISN, ETC	22 451	1 152	818
897 GOLD, SILVERWARE, JEWEL NES	1	148	105	872 INGOTS ETC. IRON OR STEEL	3 390	425	301
898 MUSICAL INSTRUMENTS, ETC.	201	782	544	873 FLAT-ROLLED IRON ETC.	234 768	24 274	16 977
899 MISC MANUFCTRD GOODS NES	2 039	14 143	9 898	874 FLAT-ROLLED PLATED IRON	3 599	513	363
				875 FLAT-ROLLED, ALLOY STEEL	31 702	6 089	4 309
				876 IRON, STL. BAR, SHAPES ETC.	15 898	2 011	1 390
				878 WIRE OF IRON OR STEEL	4 507	972	683
				879 TUBES, PIPES, ETC. IRON, STL	423 814	51 569	35 461
				881 SILVER, PLATINUM, ETC.	14	295	203
				882 COPPER	17 337	10 381	7 289
				884 ALUMINIUM	8 868	4 238	2 992
				891 METALLIC STRUCTURES NES	2 757	3 743	2 585
				892 CONTAINERS, STORAGE, TRNSP	590	696	487
				893 WIRE PRODUCTS EXCL. ELECT	821	1 342	900
				894 NAILS, SCREWS, NUTS, ETC.	1 964	3 027	2 122
				895 TOOLS	1 024	8 888	6 200
				896 CUTLERY	3	49	35
				899 MANUFACTS. BASE METAL, NES	12 655	9 076	6 391
				700 CPL IND PLANT (84/85/87)	7 549	36 486	25 277
				711 STEAM GENER. BOILERS, ETC.	470	1 035	746
				712 STEAM TURBINES	119	5 917	3 922
				713 INTRNL COMBUS PSTN ENGIN	23 811	47 781	33 286
				714 ENGINES, MOTORS NON-ELECT	84	5 435	3 850
				716 ROTATING ELECTRIC PLANT	1 809	3 899	2 739
				718 OTH. POWR. GENRTNG. MACHNRY	1 110	3 873	2 720
				721 AGRIC. MACHINES, EX. TRACTR	1 280	1 720	1 218
				723 CIVIL ENGINEERING EQUIPT	12 558	17 293	12 042
				724 TEXTILE, LEATHER MACHINES	1 854	12 454	8 643
				725 PAPER, PULP MILL MACHINES	4 538	2 767	1 954
				726 PRINTNG, BOOKBINDNG MACHS	866	3 786	2 675
				727 FOOD-PROCESS. MCH. NON DOM	224	1 042	717
				728 OTH. MACH. PTS, SPCL INDUST	6 044	26 900	19 032
				731 METAL REMOVAL WORK TOOLS	1 613	10 331	7 194
				733 MACH-TOOLS, METAL-WORKING	1 354	10 799	7 665
				735 PARTS, NES, FOR MACH-TOOLS	578	8 410	5 852
				737 METALWORKING MACHNRY NES	260	1 794	1 233
				741 HEATING, COOLNG EQUIP, PART	3 729	14 952	10 394
				742 PUMPS FOR LIQUIDS, PARTS	3 655	12 779	8 889
				743 PUMPS NES, CENTRIFUGS ETC	1 462	7 305	5 120
				744 MECHANICAL HANDLING EQUIP	10 299	20 763	14 140
				745 OTH. NONELEC MCH, TOOL, NES	1 195	11 979	8 434
				746 BALL OR ROLLER BEARINGS	1 085	3 767	2 639
				747 TAPS, COCKS, VALVES, ETC.	2 521	10 369	7 283
				748 TRANSMISSIONS, SHAFTS ETC	2 946	11 337	7 991
				749 NON-ELECT MACH. PARTS, ETC	1 345	9 008	6 327
				751 OFFICE MACHINES	253	3 504	2 453
				752 AUTOMATC. DATA PROC. EQUIP	1 048	11 566	8 056
				759 PARTS, FOR OFFICE MACHINS	84	1 695	1 175
				761 TELEVISION RECEIVERS ETC	70	613	432
				763 SOUND RECORDER, PHONOGRPH	13	5 026	3 547
				764 TELECOMM. EQUIP. PARTS NES	720	9 833	6 899
				771 ELECT POWER MACHNV. PARTS	396	2 648	1 830
				772 ELEC. SWITCH, RELAY, CIRCUIT	608	7 526	5 256
				773 ELECTR DISTRIBT. EQPT NES	1 015	1 792	1 257
				774 ELECTRO-MEDCL, XRAY EQUIP	246	5 060	3 460
				775 DOM. ELEC, NON-ELEC. EQUIPT	84	276	186
				776 TRANSISTORS, VALVES, ETC.	782	3 883	2 689
				778 ELECTRIC. MACH. APPART. NES	4 754	11 573	8 093
				781 PASS. MOTOR VEHCLS. EX. BUS	8 852	13 856	9 723
				782 GOODS, SPCL TRANSPORT VEH	2 742	3 516	2 443
				783 ROAD MOTOR VEHICLES NES	805	405	286
				784 PARTS, TRACTORS, MOTOR VEH	39 783	61 192	43 257
				785 CYCLES, MOTORCYCLES ETC.	20	49	35
				786 TRAILERS, SEMI-TRAILR, ETC	2 599	2 323	1 638
				791 RAILWAY VEHICLES. EQUIPNT	277	943	667
				792 AIRCRAFT, ASSOCTD. EQUIPNT	2	821	552
				800 CPL IND PLANT CHAP 90/94	6	92	65
				813 LIGHTNG FIXTURES ETC. NES	86	355	251

ALGERIA

IMPORTS

054 VEGETABLES	1 335	135	96
057 FRUIT, NUTS EXCL. OIL NUTS	204	88	57
112 ALCOHOLIC BEVERAGES	6 632	871	605
272 FERTILIZERS, CRUDE	254 478	1 335	941
288 NON-FERROUS WASTE, SCRAP	551	164	109
291 CRUDE ANIMAL MATERIALS, NES	22	99	70
333 PETROLEUM OILS, CRUDE	53 385 511	1 107 794	768 726
334 PETROLEUM PRODUCTS	11 060 801	253 316	176 845
511 HYDROCARBONS, NES, DERIVTS	42 561	3 019	2 081
512 ALCOHOL, PHENOL, ETC. DERIV	205	62	43
522 INORGANIC CHEM. ELEMENTS	659	943	661
633 CORK MANUFACTURES	173	46	33
682 COPPER	473	153	104
686 ZINC	8 957	1 320	946
694 NAILS, SCREWS, NUTS, ETC.	175	172	122
718 OTH. POWR. GENRTNG. MACHNRY	166	459	326
724 TEXTILE, LEATHER MACHINES	420	72	51
731 METAL REMOVAL WORK TOOLS	130	216	156
735 PARTS, NES, FOR MACH-TOOLS	16	149	108
749 NON-ELECT MACH. PARTS, ETC	48	1 804	1 284
771 ELECT POWER MACHNV. PARTS	2	62	43
776 TRANSISTORS, VALVES, ETC.		148	105
778 ELECTRIC. MACH. APPART. NES	1	89	64
781 PASS. MOTOR VEHCLS. EX. BUS	49	303	215
782 GOODS, SPCL TRANSPORT VEH	210	64	46
783 ROAD MOTOR VEHICLES NES	86	127	88
874 MEASURE, CONTROL INSTRMNT		246	170

EXPORTS

001 LIVE ANIMALS	12 188	1 017	692
011 BOVINE MEAT	20 041	5 545	3 907
022 MILK AND CREAM	35 629	9 074	6 479
024 CHEESE AND CURD	198	88	62
046 MEAL, FLOUR OF WHEAT, MSLN	52 500	1 250	895
048 CEREAL PREPARATIONS	459	304	206
054 VEGETABLES	20 800	1 994	1 319
061 SUGARS, MOLASSES, HONEY	214 092	12 045	8 525
062 SUGAR CONFECTIONERY	821	463	332
073 CHOCOLATE, OTH. COCOA PREP	254	139	98
098 EDIBLE PROD. PREPRNTS, NES	977	201	132
111 NON-ALCOHOL. BEVERAGE, NES	808	50	35
112 ALCOHOLIC BEVERAGES	16 392	1 936	1 370
122 TOBACCO, MANUFACTURED	2 775	1 287	848
232 SYNTHETIC RUBBER, ETC.	1 353	583	405
251 PULP AND WASTE PAPER	1 500	369	261
266 SYNTHETIC FIBRES	10 549	3 507	2 478
267 OTHER MAN-MADE FIBRES	1 634	878	621
278 OTHER CRUDE MINERALS	11 609	376	263
292 CRUDE VEG. MATERIALS, NES	75	60	42
334 PETROLEUM PRODUCTS	1 043	527	373
336 RESIDUAL PETROL. PRODUCTS	3 252	390	276
422 FIXED VEG. FAT, OILS, OTHER	5 044	677	471
431 ANIMAL, VEG. FATS, OILS, NES	2 424	466	329
511 HYDROCARBONS, NES, DERIVTS	5 393	469	320
512 ALCOHOL, PHENOL, ETC. DERIV	10 106	2 919	2 029
513 CARBOXYLIC ACIDS, DERIVTS	10 227	3 676	2 589
514 NITROGEN-FUNCT. COMPOUNDS	1 278	690	489
515 ORGANO-INORGANIC COMPNDS	269	459	324

7 IMPORTS AND EXPORTS (SPECIAL TRADE) BY COUNTRIES OF PRODUCTION AND CONSUMPTION AND BY GROUPS OF THE SITC-REV. III 1995

GROUP DESCRIPTION	DT = 100 KG	1 000 DM	1 000 \$	GROUP DESCRIPTION	DT = 100 KG	1 000 DM	1 000 \$
821 FURNITURE, CUSHIONS, ETC.	413	989	697	895 OFFICE, STATIONERY SUPPLS	832	5 309	3 713
841 MENS, BOYS CLOTHING, X-KNIT	23	88	60	898 MUSICAL INSTRUMENTS, ETC.	14	57	38
845 OTHR. TEXTILE APPAREL, NES	42	75	51	899 MISC MANUFACTRD GOODS NES	66	340	239
851 FOOTWEAR	34	68	46				
871 OPTICAL INSTRUMENTS, NES	30	1 720	1 155	EXPORTS	3 199 135	1 328 738	928 397
872 MEDICAL INSTRUMENTS NES	529	5 891	4 231	001 LIVE ANIMALS	1 108	597	424
873 METERS, COUNTERS, NES	42	1 039	730	011 BOVINE MEAT	1 565	641	451
874 MEASURE, CONTROL INSTRMNT	701	16 076	11 010	022 MILK AND CREAM	4 704	1 749	1 164
881 PHOTOGRAPH APPAR. ETC. NES	52	589	408	041 WHEAT, MESLIN, UNMILLED	535 303	10 662	7 603
882 PHOTO. CINEMATOGRPH. SUPPL	2 410	5 267	3 638	043 BARLEY, UNMILLED	715 000	15 460	10 841
884 OPTICAL GOODS NES	3	328	228	048 CEREAL PREPARATIONS	1 752	766	536
885 WATCHES AND CLOCKS	2	48	34	054 VEGETABLES	1 027	1 079	711
892 PRINTED MATTER	748	1 206	837	056 VEGETABLES, PRPD, PRSVD, NES	254	177	124
893 ARTICLES, NES, OF PLASTICS	1 306	1 605	1 128	058 FRUIT, PRESERVED, PREPARED	173	57	40
894 BABY CARRIAGE, TOYS, GAMES	41	291	198	061 SUGARS, MOLASSES, HONEY	169 611	7 649	5 301
895 OFFICE, STATIONERY SUPPLS	52	318	218	062 SUGAR CONFECTIONERY	62	53	37
897 GOLD, SILVERWARE, JEWEL NES	23	370	264	073 CHOCOLATE, OTH. COCOA PREP	423	178	122
898 MUSICAL INSTRUMENTS, ETC.	50	1 117	782	081 ANIMAL FEED STUFF	67	138	97
899 MISC MANUFACTRD GOODS NES	153	303	212	098 EDIBLE PROD. PREPRTNS, NES	127	211	146
941 COMPL IND PLANT CHAPT 99	586	907	637	111 NON-ALCOHOL. BEVERAGE, NES	294	49	34
				112 ALCOHOLIC BEVERAGES	984	161	109
TUNISIA				122 TOBACCO, MANUFACTURED	825	1 543	1 089
IMPORTS	2 459 903	1 366 375	954 897	212 FURSKINS, RAW	1	78	51
034 FISH, FRESH, CHILLED, FROZEN	177	272	190	232 SYNTHETIC RUBBER, ETC.	15 338	3 217	2 242
036 CRUSTACEANS, MOLLUSCS ETC	247	185	121	263 COTTON	87	27	64
054 VEGETABLES	3 666	384	256	266 SYNTHETIC FIBRES	5 752	1 289	896
056 VEGETABLES, PRPD, PRSVD, NES	135	53	36	267 OTHER MAN-MADE FIBRES	4 597	2 186	1 509
057 FRUIT, NUTS EXCL. OIL NUTS	22 129	8 752	6 029	274 SULPHUR, UNRSTD. IRON PYRS	8 009	1 011	715
098 EDIBLE PROD. PREPRTNS, NES	637	236	162	277 NATURAL ABRASIVES, NES	10	62	44
112 ALCOHOLIC BEVERAGES	50 051	5 235	3 740	278 OTHER CRUDE MINERALS	12 578	293	199
251 PULP AND WASTE PAPER	8 315	1 567	1 097	292 CRUDE VEG. MATERIALS, NES	225	543	389
263 COTTON	1 704	378	268	322 BRIQUETTES, LIGNITE, PEAT	3 300	73	50
281 IRON ORE, CONCENTRATES	10 292	293	207	334 PETROLEUM PRODUCTS	830	278	193
287 ORE, CONCENTR. BASE METALS	28 008	970	696	335 RESIDUAL PETROL. PRODUCTS	4 824	433	307
288 NON-FERROUS WASTE, SCRAP	5 567	1 666	1 155	421 FIXED VEG. FAT, OILS, SOFT	30 175	2 588	1 797
291 CRUDE ANIMAL MATERLS. NES	457	1 304	911	422 FIXED VEG. FAT, OILS, OTHER	108	44	33
292 CRUDE VEG. MATERIALS, NES	579	168	119	431 ANIMAL, VEG. FATS, OILS, NES	9 458	1 448	1 007
333 PETROLEUM OILS, CRUDE	1 981 817	38 809	27 152	511 HYDROCARBONS, NES, DERIVTS	4 607	583	407
512 ALCOHOL, PHENOL, ETC. DERIV	947	288	206	512 ALCOHOL, PHENOL, ETC. DERIV	7 702	1 258	879
523 METAL. SALTS, INORGAN. ACID	7 536	284	200	513 CARBOXYLIC ACIDS, DERIVTS	10 093	3 504	2 438
551 ESSNTL. OIL, PERFUME, FLAVR	20	90	63	514 NITROGEN-FUNCT. COMPOUNDS	3 527	1 242	865
611 LEATHER	4	49	33	515 ORGANO-INORGANIC COMPNDS	195	517	361
612 MANUFACT. LEATHER ETC. NES	59	113	79	516 OTHER ORGANIC CHEMICALS	1 751	1 231	868
613 FURSKINS, TANNED, DRESSED	3	66	47	522 INORGANIC CHEM. ELEMENTS	17 996	3 121	2 184
635 WOOD MANUFACTURES, NES	23	47	35	523 METAL. SALTS, INORGAN. ACID	9 987	1 648	1 147
641 PAPER AND PAPERBOARD	108	63	41	524 OTHER CHEMICAL COMPOUNDS	3 730	418	287
642 PAPER, PAPERBOARD, CUT ETC	8 592	5 786	4 038	531 SYNTH. COLOURS, LAKES, ETC.	2 851	4 661	3 236
652 COTTON FABRICS, WOVEN	92	182	128	532 DYEING, TANNING MATERIALS	8 071	1 374	945
653 FABRICS, MAN-MADE FIBRES	81	264	187	533 PIGMENTS, PAINTS, ETC.	15 546	9 906	6 906
655 KNIT. CROCHET. FABRIC NES	18	54	37	541 MEDICINES, ETC. EXC. GRP542	374	3 478	2 410
656 TULLE, LACE, EMBROIDRY, ETC	32	64	45	542 MEDICAMENTS	1 307	3 254	2 281
657 SPECIAL YARN, TXTL. FABRIC	666	1 220	850	551 ESSNTL. OIL, PERFUME, FLAVR	395	1 719	1 215
658 TEXTILE ARTICLES NES	3 069	5 762	4 064	553 PERFUMERY, COSMETICS, ETC.	260	1 025	708
659 FLOOR COVERINGS, ETC.	1 075	12 129	8 494	554 SOAP, CLEANERS, POLISH, ETC	12 098	3 806	2 665
663 MINERAL MANUFACTURES, NES	984	273	191	562 FERTILIZER, EXCEPT GRP272	1 097	62	43
665 GLASSWARE	54	95	67	571 POLYMERS OF ETHYLENE	16 248	3 209	2 248
666 POTTERY	626	271	191	572 POLYMERS OF STYRENE	5 921	1 519	1 066
682 COPPER	169	73	49	573 POLYMERS, VINYL CHLORIDE	7 461	1 949	1 363
691 METALLIC STRUCTURES NES	98	69	49	574 POLYACETAL, POLYCARBONATE	8 320	3 507	2 447
692 CONTAINERS, STORAGE, TRNSP	907	267	186	575 OTH. PLASTIC, PRIMARY FORM	20 226	8 673	6 038
693 WIRE PRODUCTS EXCL. ELECT	111	484	343	581 PLASTIC TUBE, PIPE, HOSE	623	721	502
696 CUTLERY	56	132	90	582 PLASTIC PLATE, SHEETS, ETC	12 925	7 846	5 488
699 MANUFACT. BASE METAL, NES	60	61	45	583 MONOFILAMENT OF PLASTICS	102	54	35
713 INTRNL COMBUS PSTN ENGIN	4	44	31	591 INSECTICIDES, ETC.	1 853	2 496	1 745
716 ROTATING ELECTRIC PLANT	142	411	289	592 STARCHES, INULIN, ETC.	7 909	2 792	1 950
721 AGRIC. MACHINES, EX. TRACTR	28	50	35	593 EXPLOSIVES, PYROTECHNICS	675	443	313
724 TEXTILE, LEATHER MACHINES	190	357	247	597 PREPRD ADDITIVES, LIQUIDS	9 172	3 947	2 754
726 PRINTING, BOOKBINDING MACHS	131	79	55	598 MISC. CHEMICAL PRODOTS. NES	39 843	11 724	8 145
728 OTH. MACH. PTS, SPCL. INDUST	21	325	223	611 LEATHER	7 654	26 215	18 302
733 MACH-TOOLS, METAL-WORKING	95	292	203	612 MANUFACT. LEATHER ETC. NES	12	62	44
737 METALWORKING MACHNRY NES	11	77	56	613 FURSKINS, TANNED, DRESSED	26	400	284
742 PUMPS FOR LIQUIDS, PARTS	21	170	121	621 MATERIALS OF RUBBER	609	758	530
743 PUMPS NES, CENTRIFUGS ETC	43	418	298	625 RUBBER TYRES, TUBES, ETC.	2 104	1 364	943
747 TAPS, COCKS, VALVES, ETC.	207	144	144	629 ARTICLES OF RUBBER, NES	480	2 064	1 426
748 TRANSMISSIONS SHAFTS ETC	109	189	131	634 VENEERS, PLYWOOD, ETC.	629	138	97
749 NON-ELECT MACH. PARTS, ETC	55	131	90	635 WOOD MANUFACTURES, NES	3 847	1 977	1 392
759 PARTS, FOR OFFICE MACHINS	2	108	76	641 PAPER AND PAPERBOARD	28 325	7 694	5 360
764 TELECOMM. EQUIP. PARTS NES	9 447	17 706	12 381	642 PAPER, PAPERBOARD, CUT ETC	15 616	6 554	4 566
771 ELECT POWER MACHNY. PARTS	13 237	35 118	24 568	651 TEXTILE YARN	12 970	23 978	16 747
772 ELEC. SWITCH, RELAY, CIRCUIT	17 157	89 488	62 674	652 COTTON FABRICS, WOVEN	64 351	151 842	106 186
773 ELECTR DISTRIB. EQPT NES	48 047	121 210	84 634	653 FABRICS, MAN-MADE FIBRES	61 927	195 761	136 861
775 DOM. ELEC. NON-ELEC. EQUIPT	2 174	1 257	892	654 OTH. TEXTILE FABRIC, WOVEN	7 658	32 960	22 996
776 TRANSISTORS, VALVES, ETC.	19	156	112	655 KNIT. CROCHET. FABRIC NES	12 469	33 183	23 233
778 ELECTRIC MACH. APPART. NES	2 338	4 747	3 331	656 TULLE, LACE, EMBROIDRY, ETC	2 487	13 013	9 070
781 PASS. MOTOR VEHCLS. EX. BUS	111	217	152	657 SPECIAL YARN, TXTL. FABRIC	7 615	25 943	18 107
784 PARTS, TRACTORS, MOTOR VEH	7 429	9 357	6 559	658 TEXTILE ARTICLES NES	680	2 446	1 713
785 CYCLES, MOTORCYCLES ETC.	31	67	48	659 FLOOR COVERINGS, ETC.	102	308	214
791 RAILWAY VEHICLES, EQUIPNT	31	49	33	661 LIME, CEMENT, CONSTR. MATRL	5 027	90	64
792 AIRCRAFT, ASSOCTD. EQUIPNT	82	6 566	4 678	662 CLAY, REFRCT. CONSTR. MATRL	34 275	4 814	3 393
813 LIGHTING FIXTURES ETC. NES	31	69	49	663 MINERAL MANUFACTURES, NES	2 465	2 138	1 505
821 FURNITURE, CUSHIONS, ETC.	294	218	154	664 GLASS	5 356	1 542	1 062
831 TRUNK, SUIT-CASES, BAG, ETC	852	2 680	1 870	665 GLASSWARE	1 121	750	518
841 MENS, BOYS CLOTHING, X-KNIT	82 336	343 399	239 754	671 PTG IRON, SPIEGELEISN, ETC	1 247	114	82
842 WOMEN, GIRL CLOTHING, X-KNIT	78 867	367 014	270 331	673 FLAT-ROLLED IRON ETC.	169 424	12 630	8 839
843 MENS, BOYS CLOTHING, KNIT	2 525	6 801	4 748	674 FLAT-ROLLED PLATED IRON	60 609	6 637	4 724
844 WOMEN, GIRLS CLOTHING, KNIT	7 765	36 421	25 520	675 FLAT-ROLLED, ALLOY STEEL	2 889	1 068	738
845 OTHR. TEXTILE APPAREL, NES	16 783	77 577	54 226	676 IRON, STL. BAR, SHAPES ETC.	25 499	1 860	1 332
846 CLOTHING ACCESSRS, FABRIC	8 819	33 565	23 501	677 RAILWAY TRACK IRON, STEEL	145	52	37
848 CLOTHING, NONTXLT.; HEADGEAR	1 916	12 332	8 598	678 WIRE OF IRON OR STEEL	2 620	377	268
851 FOOTWEAR	10 659	59 473	41 562	679 TUBES, PIPES, ETC. IRON, STL	1 729	853	601
871 OPTICAL INSTRUMENTS, NES	1	56	40	682 COPPER	9 285	5 684	4 023
874 MEASURE, CONTROL INSTRMNT	58	1 604	1 121	683 NICKEL	7	71	52
884 OPTICAL GOODS NES	6	94	67	684 ALUMINIUM	6 459	3 808	2 650
892 PRINTED MATTER	41	116	80	687 TIN	99	137	94
893 ARTICLES, NES, OF PLASTICS	206	652	457	691 METALLIC STRUCTURES NES	2 616	609	413
894 BABY CARRIAGE, TOYS, GAMES	1 881	7 656	5 315	692 CONTAINERS, STORAGE, TRNSP	4 347	1 137	789

7 IMPORTS AND EXPORTS (SPECIAL TRADE) BY COUNTRIES OF PRODUCTION AND CONSUMPTION AND BY GROUPS OF THE SITC-REV. III 1995

GROUP DESCRIPTION	DT = 100 KG	1 000 DM	1 000 \$	GROUP DESCRIPTION	DT = 100 KG	1 000 DM	1 000 \$
693 WIRE PRODUCTS EXCL.ELECT	136	221	150	022 MILK AND CREAM	168 722	29 448	20 648
694 NAILS, SCREWS, NUTS, ETC.	828	1 185	819	023 BUTTER, OTHER FAT OF MILK	6 593	2 253	1 572
695 TOOLS	738	3 466	2 422	024 CHEESE AND CURD	892	328	237
696 CUTLERY	12	109	71	041 WHEAT, MESLIN, UNMILLED	1 124 132	20 646	14 804
697 HOUSEHOLD EQUIPMENT, NES	633	401	279	043 BARLEY, UNMILLED	841 099	12 726	8 631
699 MANUFACT. BASE METAL, NES	4 857	7 021	4 899	046 MEAL, FLOUR OF WHEAT, MSLN	659 667	27 514	19 508
700 CPL IND PLANT (84/85/87)	3	54	36	048 CEREAL PREPARATIONS	810	412	286
711 STEAM GENER. BOILERS, ETC.	544	1 060	720	057 FRUIT, NUTS EXCL. OIL NUTS	155	155	107
712 STEAM TURBINES	7	321	226	058 FRUIT, PRESERVED, PREPARED	291	169	116
713 INTRNL COMBUS PSTN ENGIN	2 676	11 511	7 965	059 FRUIT, VEGETABLE JUICES	1 047	199	138
714 ENGINES, MOTORS NON-ELECT	9	402	279	061 SUGARS, MOLASSES, HONEY	2 855	428	310
716 ROTATING ELECTRIC PLANT	831	1 945	1 350	073 CHOCOLATE, OTH. COCOA PREP	4 196	1 846	1 312
718 OTH. POWR. GENRTNG. MACHNRY	77	565	399	081 ANIMAL FEED STUFF	7 402	1 746	1 227
721 AGRIC. MACHINES, EX. TRACTR	1 114	1 793	1 215	098 EDIBLE PROD. PREPRTNS, NES	394	356	246
722 TRACTORS	119	227	162	111 NON-ALCOHOL. BEVERAGE, NES	4 761	631	443
723 CIVIL ENGINEERING EQUIPT	3 590	5 711	3 943	112 ALCOHOLIC BEVERAGES	386	49	35
724 TEXTILE, LEATHER MACHINES	5 671	28 603	19 956	223 OILSEED (OTH. FIX. VEG. OIL)	40 914	1 511	1 079
725 PAPER, PULP MILL MACHINES	721	2 121	1 495	232 SYNTHETIC RUBBER, ETC.	7 430	1 368	935
726 PRINTNG, BOOKBINDNG MACHS	2 633	11 436	8 020	248 WOOD, SIMPLY WORKED	144 159	7 144	5 022
727 FOOD-PROCESS. MCH. NON DOM	233	1 008	712	273 STONE, SAND AND GRAVEL	7 530	244	167
728 OTH. MACH. PTS, SPCL INDUST	3 824	17 189	12 022	274 SULPHUR, UNRSTD. IRON PYRS	350	125	85
731 METAL REMOVAL WORK TOOLS	438	854	598	278 OTHER CRUDE MINERALS	182 603	3 341	2 336
733 MACH-TOOLS, METAL-WORKING	295	890	624	292 CRUDE VEG. MATERIALS, NES	19	609	433
735 PARTS, NES, FOR MACH-TOOLS	1 048	1 424	992	334 PETROLEUM PRODUCTS	4 564	1 225	858
737 METALWORKING MACHNRY NES	1 048	1 687	1 187	335 RESIDUAL PETROL. PRODUCTS	12 728	933	652
741 HEATING, COOLING EQUIP, PART	1 998	6 065	4 272	431 ANIMAL, VEG. FATS, OILS, NES	3 731	1 368	949
742 PUMPS FOR LIQUIDS, PARTS	854	4 695	3 264	511 HYDROCARBONS, NES, DERIVTS	260	54	37
743 PUMPS NES, CENTRIFUGS ETC	1 642	6 559	4 605	513 CARBOXYLIC ACIDS, DERIVTS	7 299	2 127	1 479
744 MECHANICAL HANDLING EQUIP	2 516	3 682	2 563	514 NITROGEN-FUNCT. COMPOUNDS	643	339	238
745 OTH. NONELEC MCH. TOOL, NES	1 398	12 361	8 587	515 ORGANO-INORGANIC COMPNDS	161	143	98
746 BALL OR ROLLER BEARINGS	580	1 901	1 330	516 OTHER ORGANIC CHEMICALS	623	1 502	1 061
747 TAPS, COCKS, VALVES, ETC.	608	3 730	2 601	522 INORGANIC CHEM. ELEMENTS	5 569	663	460
748 TRANSMISSIONS SHAFTS ETC	1 313	5 261	3 684	523 METAL, SALTS, INORGAN. ACID	5 758	475	335
749 NON-ELECT MACH. PARTS, ETC	434	5 340	3 737	524 OTHER CHEMICAL COMPOUNDS	326	192	137
751 OFFICE MACHINES	260	900	629	525 RADIO-ACTIVE MATERIALS	86	86	61
752 AUTOMATC. DATA PRDC. EQUIP	315	4 983	3 516	531 SYNTH. COLOURS, LAKES, ETC.	204	465	322
759 PARTS, FOR OFFICE MACHINS	146	1 453	1 011	533 PIGMENTS, PAINTS, ETC.	7 843	4 448	3 096
761 TELEVISION RECEIVERS ETC	105	526	366	541 MEDICINES, ETC. EXC. GRP542	1 055	7 186	4 996
762 RADIO-BROADCAST RECEIVER	19	124	86	542 MEDICAMENTS	10 268	19 434	13 692
763 SOUND RECORDER, PHONOGRPH	11	166	115	551 ESSNTL. OIL, PERFUME, FLAVR	47	93	64
764 TELECOMM. EQUIP, PARTS NES	6 191	15 854	11 052	553 PERFUMERY, COSMETICS, ETC.	4 085	3 499	2 446
771 ELECT POWER MACHNY, PARTS	13 389	25 331	17 612	554 SOAP, CLEANERS, POLISH, ETC	6 691	4 499	3 174
772 ELEC. SWITCH, RELAY, CIRCUIT	18 079	78 472	54 779	582 FERTILIZER, EXCEPT GRP272	404 680	7 126	4 915
773 ELECTR. DISTRIB. EQPT NES	29 675	49 618	34 676	571 POLYMERS OF ETHYLENE	56 855	9 259	6 399
774 ELECTRO-MEDCL. XRAY EQUIP	209	4 247	2 941	572 POLYMERS OF STYRENE	6 221	2 016	1 386
775 DOM. ELEC. NON-ELEC. EQUIPT	299	712	495	573 POLYMERS, VINYL CHLORIDE	585	151	103
776 TRANSISTORS, VALVES, ETC.	145	3 117	2 174	574 POLYACETAL, POLYCARBONATE	12 750	3 423	2 343
778 ELECTRIC. MACH. APPART. NES	2 496	10 704	7 462	575 OTH. PLASTIC, PRIMARY FORM	44 877	7 473	5 216
781 PASS. MOTOR VEHCL. EX. BUS	27 976	42 349	29 771	581 PLASTIC TUBE, PIPE, HOSE	2 189	2 696	1 871
782 GOODS, SPCL TRANSPORT VEH	2 799	2 583	1 804	582 PLASTIC PLATE, SHEETS, ETC	1 576	1 222	855
783 ROAD MOTOR VEHICLES NES	432	94	66	591 INSECTICIDES, ETC.	1 298	1 523	1 070
784 PARTS, TRACTORS, MOTOR VEH	6 604	23 488	16 403	592 STARCHES, INULIN, ETC.	517	263	184
785 CYCLES, MOTORCYCLES ETC.	35	159	113	593 EXPLOSIVES, PYROTECHNICS	108	616	441
786 TRAILERS, SEMI-TRAILER, ETC	6 328	4 364	3 055	597 PREPRO ADDITIVES, LIQUIDS	1 150	662	454
791 RAILWAY VEHICLES, EQUIPNT	423	3 358	2 345	598 MISC. CHEMICAL PRODDTS, NES	16 707	9 502	6 618
792 AIRCRAFT, ASSCOTO. EQUIPNT	22	3 175	2 220	600 CPL IND PLANT CHAP 69-76	519	177	123
793 SHIP, BOAT, FLOAT, STRUCTRS	12 339	1 714	1 239	621 MATERIALS OF RUBBER	206	724	500
800 CPL IND PLANT CHAP 90/94	1	86	58	625 RUBBER TYRES, TUBES, ETC.	6 158	5 480	3 800
811 PREFABRICATED BUILDINGS	67	49	34	629 ARTICLES OF RUBBER, NES	652	1 375	959
812 PLUMBNG, SANITRY, EQPT. ETC	366	356	252	634 VENEERS, PLYWOOD, ETC.	1 956	331	232
813 LIGHTNG FIXTURES, ETC. NES	466	1 092	769	635 WOOD MANUFACTURES, NES	1 791	845	601
821 FURNITURE, CUSHIONS, ETC.	2 316	1 943	1 343	641 PAPER AND PAPERBOARD	29 073	4 952	3 444
831 TRUNK, SUIT-CASES, BAG, ETC	2	49	153	642 PAPER, PAPERBOARD, CUT ETC	31 406	8 418	5 822
841 MENS, BOYS CLOTHING, X-KNIT	2 239	9 566	6 717	651 TEXTILE YARN	97	403	272
842 WOMEN, GIRL CLOTHING, X-KNIT	5 210	18 056	12 590	654 OTH. TEXTILE FABRIC, WOVEN	125	244	169
843 MENS, BOYS CLOTHING, KNIT	1 931	3 167	2 213	657 SPECIAL YARN, TXTL. FABRIC	184	450	314
844 WOMEN, GIRLS CLOTHING, KNIT	1 588	4 116	2 889	658 TEXTILE ARTICLES NES	36	83	60
845 OTHR. TEXTILE APPAREL, NES	2 745	9 923	6 881	661 LIME, CEMENT, CONSTR. MATRL	62 259	852	602
846 CLOTHING ACCESSRS, FABRIC	10 208	31 366	21 931	662 CLAY, REFRACT. CONSTR. MATRL	63 157	8 436	5 856
848 CLOTHING, NONXTL, HEADGEAR	3 156	9 365	6 541	663 MINERAL MANUFACTURES, NES	17 268	3 912	2 708
851 FOOTWEAR	1 045	2 876	2 002	664 GLASS	609	262	187
871 OPTICAL INSTRUMENTS, NES	13	705	489	665 GLASSWARE	1 141	1 223	853
872 MEDICAL INSTRUMENTS NES	1 623	11 203	7 890	666 POTTERY	737	107	75
873 METERS, COUNTERS, NES	10	214	153	673 FLAT-ROLLED IRON ETC.	2 326	266	186
874 MEASURE, CONTROL INSTRMNT	821	12 428	8 695	674 FLAT-ROLLED PLATED IRON	6 357	1 052	727
881 PHOTOGRAPH APPAR. ETC. NES	88	705	496	676 IRON, STL. BAR, SHAPES ETC.	62 744	10 063	7 048
882 PHOTO. CINEMATOPGRPH. SUPPL	2 862	5 127	3 574	679 TUBES, PIPES, ETC. IRON, STL	222 714	54 158	37 682
884 OPTICAL GOODS NES	3	521	368	681 SILVER, PLATINUM, ETC.		66	43
885 WATCHES AND CLOCKS	20	551	376	682 COPPER	431	554	392
892 PRINTED MATTER	4 435	7 824	5 483	683 NICKEL	9	232	161
893 ARTICLES, NES, OF PLASTICS	10 643	9 606	6 709	684 ALUMINIUM	165	177	124
894 BABY CARRIAGE, TOYS, GAMES	2 156	2 300	1 627	685 LEAD	8 011	1 124	794
895 OFFICE, STATIONERY SUPPLS	731	1 854	1 300	691 METALLIC STRUCTURES NES	21 889	7 792	5 332
897 GOLD, SILVERWARE, JEWEL NES	17	467	332	692 CONTAINERS, STORAGE, TRNSP	7 477	4 142	2 946
898 MUSICAL INSTRUMENTS, ETC.	367	993	701	693 WIRE PRODUCTS EXCL. ELECT	3 037	900	636
899 MISC MANUFCTRD GOODS NES	3 258	19 522	13 633	694 NAILS, SCREWS, NUTS, ETC.	1 306	1 548	1 076
941 COMPL IND PLANT CHAPT 99	35	90	62	695 TOOLS	961	5 308	3 712
971 GOLD, NONMONTARY EXCL ORES		140	92	697 HOUSEHOLD EQUIPMENT, NES	179	335	230
				699 MANUFACT. BASE METAL, NES	2 814	3 598	2 538
				700 CPL IND PLANT (84/85/87)	12 360	87 551	61 583
				711 STEAM GENER. BOILERS, ETC.	578	1 324	930
				712 STEAM TURBINES	66	2 165	1 542
				713 INTRNL COMBUS PSTN ENGIN	1 123	5 913	4 155
				714 ENGINES, MOTORS NON-ELECT	116	140	98
				716 ROTATING ELECTRIC PLANT	2 420	9 680	6 804
				718 OTH. POWR. GENRTNG. MACHNRY	93	701	493
				721 AGRIC. MACHINES, EX. TRACTR	14 502	18 126	12 912
				722 TRACTORS	328	708	491
				723 CIVIL ENGINEERING EQUIPT	9 681	17 649	12 220
				724 TEXTILE, LEATHER MACHINES	184	2 486	1 728
				725 PAPER, PULP MILL MACHINES	14	144	106
				726 PRINTNG, BOOKBINDNG MACHS	563	5 585	3 893
				727 FOOD-PROCESS. MCH. NON DOM	233	1 952	1 359
				728 OTH. MACH. PTS, SPCL INDUST	7 341	18 823	13 285
				731 METAL REMOVAL WORK TOOLS	319	520	355
				733 MACH-TOOLS, METAL-WORKING	387	534	371
				735 PARTS, NES, FOR MACH-TOOLS	105	2 899	2 010
				737 METALWORKING MACHNRY NES	565	7 283	5 045
LIBYA							
IMPORTS	113 829 518	2 176 347	1 518 183				
333 PETROLEUM OILS, CRUDE	112 738 779	2 141 853	1 493 826				
334 PETROLEUM PRODUCTS	804 821	18 782	13 293				
344 PETROLEUM GASES, NES	72 947	1 878	1 324				
511 HYDROCARBONS, NES, DERIVTS	109 188	8 277	5 813				
512 ALCOHOL, PHENOL, ETC. DERIV	9 999	254	184				
659 FLOOR COVERINGS, ETC.	59	97	69				
673 FLAT-ROLLED IRON ETC.	90 193	3 642	2 607				
771 ELECT POWER MACHNY, PARTS	3	68	44				
773 ELECTR. DISTRIB. EQPT NES	46	219	151				
778 ELECTRIC. MACH. APPART. NES	127	191	124				
EXPORTS	4 666 500	868 573	608 285				
001 LIVE ANIMALS	111 768	19 519	13 650				
011 BOVINE MEAT	1 869	693	482				

7 IMPORTS AND EXPORTS (SPECIAL TRADE) BY COUNTRIES OF PRODUCTION AND CONSUMPTION AND BY GROUPS OF THE SITC-REV. III 1995

GROUP DESCRIPTION	DT = 100 KG	1 000 DM	1 000 \$	GROUP DESCRIPTION	DT = 100 KG	1 000 DM	1 000 \$
741 HEATING, COOLING EQUIP, PART	2 072	7 255	5 096	679 TUBES, PIPES, ETC. IRON, STL	4 161	559	378
742 PUMPS FOR LIQUIDS, PARTS	1 877	12 480	8 731	681 SILVER, PLATINUM, ETC.		214	152
743 PUMPS NES, CENTRIFUGS ETC	16 678	27 676	19 472	682 COPPER	232	86	57
744 MECHANICAL HANDLING EQUIP	4 881	11 407	7 831	684 ALUMINIUM	39 342	13 466	9 336
745 OTH. NONELEC MCH, TOOL, NES	1 468	6 849	4 878	691 METALLIC STRUCTURES NES	814	452	321
746 BALL OR ROLLER BEARINGS	186	1 246	882	697 HOUSEHOLD EQUIPMENT, NES	145	101	67
747 TAPS, COCKS, VALVES, ETC.	3 449	14 379	10 048	699 MANUFACTS. BASE METAL, NES	1 069	205	142
748 TRANSMISSIONS SHAFTS ETC	1 270	8 777	6 189	712 STEAM TURBINES	16	450	324
749 NON-ELECT MACH. PARTS, ETC	218	2 615	1 840	713 INTRNL COMBUS PSTN ENGIN	193	907	592
751 OFFICE MACHINES	190	1 205	848	714 ENGINES, MOTORS NON-ELECT	142	13 593	9 246
752 AUTOMATC. DATA PROC. EQUIP	41	1 995	1 399	716 ROTATING ELECTRIC PLANT	50	69	50
759 PARTS, FOR OFFICE MACHINS	45	1 521	1 070	718 OTH. POWR. GENRTNG. MACHNRY	14	113	77
761 TELEVISION RECEIVERS ETC	75	532	373	724 TEXTILE, LEATHER MACHINES	185	524	359
762 RADIO-BROADCAST RECEIVER		50	34	728 OTH. MACH. PTS, SPCL INDUST	161	424	300
763 SOUND RECORDER, PHONOGRPH	10	729	512	731 METAL REMOVAL WORK TOOLS	151	103	73
764 TELECOMM. EQUIP. PARTS NES	1 686	35 842	25 408	737 METALWORKING MACHNRY NES	13	83	55
771 ELECT POWER MACHNRY, PARTS	777	3 772	2 642	742 PUMPS FOR LIQUIDS, PARTS	166	328	226
772 ELEC. SWITCH, RELAY, CIRCUIT	1 054	12 967	9 084	743 PUMPS NES, CENTRIFUGS ETC	83	1 582	1 118
773 ELECTR DISTRIB. EQPT NES	3 725	4 619	3 217	744 MECHANICAL HANDLING EQUIP	98	62	45
774 ELECTRO-MEDCL. XRAY EQUIP	46	2 404	1 690	747 TAPS, COCKS, VALVES, ETC.	66	80	56
775 DOM. ELEC. NON-ELEC. EQUIPT	321	908	632	748 TRANSMISSIONS SHAFTS ETC	69	426	302
776 TRANSISTORS, VALVES, ETC.	5	525	363	749 NON-ELECT MACH. PARTS, ETC	22	466	334
778 ELECTRIC MACH. APPART. NES	6 051	9 036	6 377	752 AUTOMATC. DATA PROC. EQUIP	7	143	103
781 PASS. MOTOR VEHCLS. EX. BUS	5 883	10 830	7 583	754 TELECOMM. EQUIP. PARTS NES	23	459	315
782 GOODS, SPCL TRANSPORT VEH	12 446	30 144	20 773	781 PASS. MOTOR VEHCLS. EX. BUS	30	46	33
783 ROAD MOTOR VEHICLES NES	1 923	5 635	3 929	786 TRAILERS, SEMI-TRAILR, ETC	478	46	32
784 PARTS, TRACTORS, MOTOR VEH	13 439	37 562	26 330	792 AIRCRAFT, ASSOCTD. EQUIPNT		119	86
785 CYCLES, MOTORCYCLES ETC.	123	955	663	812 PLUMBING, SANITRY, EQPT, ETC	615	222	155
786 TRAILERS, SEMI-TRAILR, ETC	2 160	2 385	1 641	813 LIGHTING FIXTURES ETC. NES	279	288	199
791 RAILWAY VEHICLES, EQUIPNT	63	352	251	821 FURNITURE, CUSHIONS, ETC.	574	404	285
811 PREFABRICATED BUILDINGS	1 929	3 371	2 380	831 TRUNK, SUIT-CASES, BAG, ETC	437	2 656	1 858
812 PLUMBING, SANITRY, EQPT, ETC	501	821	585	841 MENS, BOYS CLOTHING, X-KNIT	6 066	13 803	9 683
813 LIGHTING FIXTURES ETC. NES	137	1 508	1 057	842 WOMEN, GIRL CLOTHING, XKNIT	775	2 633	1 828
821 FURNITURE, CUSHIONS, ETC.	1 935	1 831	1 287	843 MENS, BOYS CLOTHING, KNIT	4 809	10 656	7 419
831 TRUNK, SUIT-CASES, BAG, ETC	5	32	32	844 WOMEN, GIRLS CLOTHING, KNIT	2 765	7 452	5 216
841 MENS, BOYS CLOTHING, X-KNIT	49	241	167	845 OTHR. TEXTILE APPAREL, NES	21 864	42 522	29 755
843 MENS, BOYS CLOTHING, KNIT	55	210	148	846 CLOTHING ACCESSRS, FABRIC	42	187	129
845 OTHR. TEXTILE APPAREL, NES	63	104	72	848 CLOTHING, NONXTL; HEADGEAR	365	1 110	773
848 CLOTHING, NONXTL; HEADGEAR	55	125	88	851 FOOTWEAR	69	262	183
851 FOOTWEAR	60	206	145	871 OPTICAL INSTRUMENTS, NES	6	45	31
871 OPTICAL INSTRUMENTS, NES	2	509	349	872 MEDICAL INSTRUMENTS NES	102	251	176
872 MEDICAL INSTRUMENTS NES	3 393	12 583	8 838	874 MEASURE, CONTROL INSTRMNT	49	507	353
873 METERS, COUNTERS, NES	82	920	655	881 PHOTOGRAPH APPAR. ETC. NES	3	328	224
874 MEASURE, CONTROL INSTRMNT	659	15 143	10 617	892 PRINTED MATTER	241	324	223
881 PHOTOGRAPH APPAR. ETC. NES	52	1 254	878	893 ARTICLES, NES, OF PLASTICS	6 151	8 774	6 145
882 PHOTO. CINEMATOGRAPH, SUPPL	6 538	4 407	3 101	894 BABY CARRIAGE, TOYS, GAMES	7	112	80
884 OPTICAL GOODS NES	4	720	505	895 OFFICE, STATIONERY SUPPLS	76	105	75
885 WATCHES AND CLOCKS	2	103	69	896 WORKS OF ART, ANTIQUE ETC	23	411	285
892 PRINTED MATTER	291	1 083	763	897 GOLD, SILVERWARE, JEWEL NES	26	102	71
893 ARTICLES, NES, OF PLASTICS	1 175	1 685	1 167	898 MUSICAL INSTRUMENTS, ETC.	38	51	34
894 BABY CARRIAGE, TOYS, GAMES	82	156	112	961 COIN NONGOLD NONCURRENT	1	122	84
895 OFFICE, STATIONERY SUPPLS	152	536	379				
898 MUSICAL INSTRUMENTS, ETC.	20	731	521				
899 MISC MANUFCTRD GOODS NES	90	147	99				
941 COMPL IND PLANT CHAPT 99	10 503	13 151	9 162				
EGYPT				EXPORTS	4 022 159	2 165 067	1 514 575
IMPORTS	8 801 281	569 455	399 129	001 LIVE ANIMALS	390	2 149	1 498
034 FISH, FRESH, CHILLED, FROZEN	44	146	104	011 BOVINE MEAT	237 696	55 775	39 236
054 VEGETABLES	995 308	71 656	50 572	017 MEAT, OFFL. PRPD, PRSVD, NES	83	52	36
056 VEGETABLES, PRPD, PRSVD, NES	32 390	9 773	6 873	022 MILK AND CREAM	8 885	2 868	2 039
057 FRUIT, NUTS EXCL. OIL NUTS	8 072	1 534	1 080	023 BUTTER, OTHER FAT OF MILK	1 378	292	202
058 FRUIT, PRESERVED, PREPARED	300	77	54	024 CHEESE AND CURD	2 424	1 049	740
059 FRUIT, VEGETABLE JUICES	854	110	76	034 FISH, FRESH, CHILLED, FROZEN	33 260	2 195	1 491
075 SPICES	6 656	1 148	798	037 FISH ETC. PRPD, PRSVD, NES	714	460	328
111 NON-ALCOHOL. BEVERAGE, NES	776	82	58	046 MEAL, FLOUR OF WHEAT, MSLN	130 011	3 692	2 638
222 OILSEED (SFT. FIX VEG. OIL)	5 311	493	302	048 CEREAL PREPARATIONS	1 674	643	453
223 OILSEED (OTH. FIX. VEG. OIL)	381	65	47	054 VEGETABLES	4 961	436	302
263 COTTON	39 678	12 027	8 304	056 VEGETABLES, PRPD, PRSVD, NES	414	139	99
265 VEGETABLE TEXTILE FIBRES	360	122	86	058 FRUIT, PRESERVED, PREPARED	300	140	93
267 OTHER MAN-MADE FIBRES	1 091	125	87	059 FRUIT, VEGETABLE JUICES	402	50	33
269 WORN CLOTHING, TEXTL. ARTL	275	77	52	061 SUGARS, MOLASSES, HONEY	113 889	6 835	4 797
278 OTHER CRUDE MINERALS	81	53	36	062 SUGAR CONFECTIONERY	232	125	89
282 FERROUS WASTE AND SCRAP	9 092	1 216	856	071 COFFEE, COFFEE SUBSTITUTE	760	754	535
288 NON-FERROUS WASTE, SCRAP	22 683	3 149	2 211	072 COCOA	865	102	71
289 PREC. METAL ORES, CONCTRIS	6	10 465	7 429	073 CHOCOLATE, OTH. COCOA PREP	571	277	195
291 CRUDE ANIMAL MATERIALS, NES	12 034	7 256	5 094	081 ANIMAL FEED STUFF	150 626	7 461	5 221
292 CRUDE VEG. MATERIALS, NES	18 663	6 600	4 657	088 EDIBLE PROD. PREPRTNS, NES	6 273	4 838	3 417
325 COKE, SEMI-COKE, RET. CARBN	842 802	14 595	10 135	111 NON-ALCOHOL. BEVERAGE, NES	876	119	85
333 PETROLEUM OILS, CRUDE	1 515 682	23 481	16 565	112 ALCOHOLIC BEVERAGES	1 164	165	115
334 PETROLEUM PRODUCTS	3 643 754	86 857	61 518	122 TOBACCO, MANUFACTURED	318	408	289
335 RESIDUAL PETROL. PRODUCTS	254 433	8 847	6 195	231 NATURAL RUBBER, ETC.	144	50	35
514 NITROGEN-FUNCT. COMPOUNDS	835	518	355	232 SYNTHETIC RUBBER, ETC.	13 305	2 243	1 560
515 ORGANO-INORGANIC COMPNDS	4	78	56	248 WOOD, SIMPLY WORKED	2 429	155	112
522 INORGANIC CHEM. ELEMENTS	450	43	30	251 PULP AND WASTE PAPER	19 504	2 235	1 573
531 SYNTH. COLOURS, LAKES, ETC.	113	253	179	256 SYNTHETIC FIBRES	35 795	15 940	11 265
532 DYEING, TANNING MATERIALS	358	331	236	267 OTHER MAN-MADE FIBRES	16 368	8 934	6 261
541 MEDICINES, ETC. EXC. GRP542	68	48	33	268 WOOL, OTHER ANIMAL HAIR	3 361	4 543	3 195
551 ESSNTL. OIL, PERFUME, FLAVR	115	811	563	269 WORN CLOTHING, TEXTL. ARTL	2 730	1 063	747
574 POLYACETAL, POLYCARBONATE	180	72	51	273 STONE, SAND AND GRAVEL	24 286	448	308
621 MATERIALS OF RUBBER	34	44	31	274 SULPHUR, UNRSTD. IRON PYRS	2 548	127	87
635 WOOD MANUFACTURES, NES	32	40	30	278 OTHER CRUDE MINERALS	13 325	1 153	803
651 TEXTILE YARN	86 320	56 016	39 066	282 FERROUS WASTE AND SCRAP	1 655	68	48
652 COTTON FABRICS, WOVEN	18 329	14 978	10 457	285 ALUMINIUM ORE, CONCTR. ETC	896	71	50
655 KNIT, CROCHET, FABRIC NES	29	75	52	291 CRUDE ANIMAL MATERIALS, NES	1 236	777	536
656 TULLE, LACE, EMBROIDRY, ETC	26	79	55	292 CRUDE VEG. MATERIALS, NES	1 302	1 797	1 270
657 SPECIAL YARN, TXTL. FABRIC	1 399	456	316	321 COAL, NOT AGGLOMERATED	2 000	58	41
658 TEXTILE ARTICLES NES	15 514	13 527	9 425	322 BRIQUETTES, LIGNITE, PEAT	31 792	732	511
659 FLOOR COVERINGS, ETC.	18 387	10 286	7 138	334 PETROLEUM PRODUCTS	10 240	2 046	1 390
661 LIME, CEMENT, CONSTR. MATRL	432	135	97	335 RESIDUAL PETROL. PRODUCTS	20 046	1 960	1 362
662 CLAY, REFRCT. CONSTR. MATRL	1 219	83	58	421 FIXED VEG. FAT, OILS, SOFT	2 614	483	336
665 GLASSWARE	499	559	392	422 FIXED VEG. FAT, OILS, OTHER	174	73	51
666 POTTERY	1 385	472	333	431 ANIMAL, VEG. FATS, OILS, NES	5 789	1 499	1 045
671 PIG IRON, SPIEGELEISN, ETC	164 559	16 491	11 605	511 HYDROCARBONS, NES, DERIVTS	10 249	1 365	941
673 FLAT-ROLLED IRON ETC.	160 421	8 396	5 894	512 ALCOHOL, PHENOL, ETC. DERIV	21 193	3 660	2 557
676 IRON, STL. BAR, SHAPES ETC.	822 481	40 163	28 142	513 CARBOXYLIC ACIDS, DERIVTS	26 498	8 157	5 615
				514 NITROGEN-FUNCT. COMPOUNDS	8 123	7 947	5 562
				515 ORGANO-INORGANIC COMPNDS	3 631	13 919	9 790
				516 OTHER ORGANIC CHEMICALS	3 711	2 641	1 836
				522 INORGANIC CHEM. ELEMENTS	36 857	8 198	5 715
				523 METAL. SALTS, INORGAN. ACID	60 588	6 984	4 861

GROUP DESCRIPTION	DT = 100 KG	1 000 DM	1 000 \$	GROUP DESCRIPTION	DT = 100 KG	1 000 DM	1 000 \$
524 OTHER CHEMICAL COMPOUNDS		1 421	987	775 DOM.ELEC.NON-ELEC.EQUIPT	2 796	5 711	3 984
531 SYNTH.COLOURS,LAKES,ETC.	5 870	17 140	11 957	776 TRANSISTORS,VALVES,ETC.	22	742	510
532 DYEING,TANNING MATERIALS	12 319	1 982	1 383	778 ELECTRIC.MACH.APPT.NES	35 784	41 167	28 789
533 PIGMENTS, PAINTS, ETC.	26 003	14 898	10 398	781 PASS.MOTOR VEHCLS.EX.BUS	121 554	221 680	155 056
541 MEDICINES,ETC.EXC.GRP542	2 018	22 888	16 066	782 GOODS,SPCL TRANSPORT VEH	63 731	26 922	18 834
542 MEDICAMENTS	3 315	25 911	18 205	783 ROAD MOTOR VEHICLES NES	12 818	7 620	5 359
551 ESSNTL.OIL,PERFUME,FLAVR	3 710	8 425	5 926	784 PARTS,TRACTORS,MOTOR VEH	64 636	80 277	56 117
553 PERFUMERY,COSMETICS,ETC.	2 500	8 557	5 901	785 CYCLES,MOTORCYCLES ETC.	1 109	2 769	1 967
554 SOAP,CLEANERS,POLISH,ETC	25 563	8 245	5 776	786 TRAILERS,SEMI-TRAILER,ETC	45 130	20 060	14 123
562 FERTILIZER,EXCEPT GRP272	132 472	3 922	2 779	791 RAILWAY VEHICLES.EQUIPT	9 249	21 735	15 444
571 POLYMERS OF ETHYLENE	25 079	4 628	3 206	792 AIRCRAFT,ASSTOCTO.EQUIPT	76	10 314	7 268
572 POLYMERS OF STYRENE	41 866	8 971	6 325	793 SHIP,BOAT,PLAOT,STRUCTRS	46	176	123
573 POLYMERS,VINYL CHLORIDE	14 464	3 386	2 370	800 CPL IND PLANT CHAP 90/94	108	3 155	2 188
574 POLYACETAL,POLYCARBONATE	23 494	8 820	6 145	811 PREFABRICATED BUILDINGS	40	282	191
575 OTH.PLASTIC,PRIMARY FORM	72 534	25 271	17 612	812 PLUMBING,SANITRY,EQPT.ETC	52	75	54
581 PLASTIC TUBE,PIPE,HOSE	1 055	3 089	2 183	813 LIGHTING FIXTURES ETC.NES	795	3 822	2 688
582 PLASTIC PLATE,SHEETS,ETC	9 440	6 507	4 557	821 FURNITURE,CUSHIONS,ETC.	3 461	8 728	6 101
583 MONOFILAMENT OF PLASTICS		294	202	831 TRUNK,SUIT-CASES,BAG,ETC	21	539	370
591 INSECTICIDES, ETC.	4 285	7 337	5 169	841 MENS,BOYS CLOTHING,X-KNIT	174	2 753	1 951
592 STARCHES,INULIN,ETC.	12 205	5 584	3 929	842 WOMEN,GIRL CLOTHING,XKNIT	160	3 612	2 532
597 PREPRD ADDITIVES,LIQUIDS	12 711	3 933	2 768	843 MENS,BOYS CLOTHING,KNIT	15	135	96
598 MISC.CHEMICAL PRODTS.NES	87 160	32 076	22 442	844 WOMEN,GIRLS CLOTHING.KNIT	26	381	263
600 CPL IND PLANT CHAP 69-76	4 844	5 265	3 677	845 OTHR,TEXTILE APPAREL,NES	121	1 339	932
611 LEATHER	591	169	118	846 CLOTHING ACCESSRS,FABRIC	73	549	382
612 MANUFACT.LEATHER ETC.NES	39	318	223	848 CLOTHING,NONTXTL;HEADGEAR	89	479	340
621 MATERIALS OF RUBBER	1 666	2 387	1 665	851 FOOTWEAR	233	699	487
625 RUBBER TYRES,TUBES,ETC.	4 586	2 835	1 993	871 OPTICAL INSTRUMENTS,NES	85	3 144	2 195
629 ARTICLES OF RUBBER, NES	4 147	9 137	6 408	872 MEDICAL INSTRUMENTS NES	1 102	19 311	13 502
634 VENEERS, PLYWOOD, ETC.	5 782	2 297	1 608	873 METERS,COUNTERS,NES	200	1 549	1 080
635 WOOD MANUFACTURES, NES	634	205	142	874 MEASURE,CONTROL INSTRMNT	1 807	33 913	23 658
641 PAPER AND PAPERBOARD	192 466	33 420	23 438	881 PHOTOGRAPH APPAR.ETC.NES	306	3 472	2 423
642 PAPER,PAPERBOARD,CUT ETC	7 972	3 321	2 314	882 PHOTO.CINEMATOGPH. SUPPL	9 338	13 743	9 592
651 TEXTILE YARN	12 535	5 828	4 058	884 OPTICAL GOODS NES	7	2 074	1 454
652 COTTON FABRICS, WOVEN	1 010	1 376	944	885 WATCHES AND CLOCKS	19	670	473
653 FABRICS,MAN-MADE FIBRES	1 115	3 675	2 570	891 ARMS AND AMMUNITION	257	5 904	4 094
654 OTH.TEXTILE FABRIC,WOVEN	107	472	329	892 PRINTED MATTER	2 931	7 485	5 202
655 KNIT,CROCHET.FABRIC NES	498	853	598	893 ARTICLES,NES,OF PLASTICS	5 339	7 218	5 033
656 TULLE,LACE,EMBROIDRY,ETC	26	165	111	894 BABY CARRIAGES,TOYS,GAMES	649	1 124	777
657 SPECIAL YARN,TXTL.FABRIC	4 627	6 715	4 687	895 OFFICE,STATIONERY SUPPLS	1 416	3 462	2 419
658 TEXTILE ARTICLES NES	120	501	355	897 GOLD,SILVERWARE,JEHL NES	8	14 268	9 335
659 FLOOR COVERINGS, ETC.	422	1 110	779	898 MUSICAL INSTRUMENTS,ETC.	534	1 618	1 138
661 LIME,CEMENT,CONSTR.MATRL	321 721	6 228	4 324	899 MISC MANUFCTRD GOODS NES			

7 IMPORTS AND EXPORTS (SPECIAL TRADE) BY COUNTRIES OF PRODUCTION AND CONSUMPTION AND BY GROUPS OF THE SITC-REV. III 1995

GROUP DESCRIPTION	DT = 100 KG	1 000 DM	1 000 \$	GROUP DESCRIPTION	DT = 100 KG	1 000 DM	1 000 \$
697 HOUSEHOLD EQUIPMENT,NES	14	46	32	748 TRANSMISSIONS SHAFTS ETC	450	1 394	971
699 MANUFACTS.BASE METAL,NES	352	140	99	749 NON-ELECT MACH.PARTS,ETC		182	129
711 STEAM GENER. BOILERS,ETC.	123	164	114	752 AUTOMATC.DATA PROC.EQUIP	4	94	62
712 STEAM TURBINES	15	618	428	763 SOUND RECORDER,PHONOGRPH	2	77	51
713 INTRNL COMBUS PSTN ENGIN	94	378	265	764 TELECOMM.EQUIP,PARTS NES	2	57	37
716 ROTATING ELECTRIC PLANT	1 152	2 998	2 094	772 ELEC.SWITCH.RELAY,CIRCUIT	17	131	94
721 AGRIC.MACHINES,EX.TRACTR	798	937	663	773 ELECTR.DISTRIBT.EQPT NES	68	78	54
723 CIVIL ENGINEERING EQUIPT	579	1 510	1 073	775 DOM.ELEC,NON-ELEC.EQUIPT	31	63	43
724 TEXTILE,LEATHER MACHINES	1 296	2 249	1 513	778 ELECTRIC.MACH.APPART.NES	508	647	445
725 PAPER,PULP MILL MACHINES	28	113	80	781 PASS.MOTOR VEHCLS.EX.BUS	334	707	495
726 PRINTNG,BOOKBINDNG MACHS	377	1 164	828	782 GOODS,SPCL TRANSPORT VEH	616	1 085	765
727 FOOD-PROCESS.MCH.NON DOM	237	1 087	766	784 PARTS,TRACTORS,MOTOR VEH	278	807	563
728 OTH.MACH,PTS,SPCL INDUST	391	1 438	1 006	786 TRAILERS,SEMI-TRAILR,ETC	164	112	78
735 PARTS,NES,FOR MACH-TOOLS	3	42	30	791 RAILWAY VEHICLES.EQUIPNT	166	1 894	1 298
737 METALWORKING MACHNRY NES	14	51	34	793 SHIP,BOAT,FLOAT.STRUCTRS	8	53	37
741 HEATING,COOLNG EQUIP,PART	97	376	261	821 FURNITURE,CUSHIONS,ETC.	97	200	140
742 PUMPS FOR LIQUIDS,PARTS	54	525	364	872 MEDICAL INSTRUMENTS NES	49	82	59
743 PUMPS NES,CENTRIFUGS ETC	401	834	579	874 MEASURE,CONTROL INSTRMNT	6	194	134
744 MECHANICAL HANDLING EQUIP	940	2 615	1 815	892 PRINTED MATTER	121	1 675	1 180
745 OTH.NONELEC MCH,TOOL,NES	301	2 499	1 730				
746 BALL OR ROLLER BEARINGS	39	134	91	MALI			
747 TAPS,COCKS,VALVES,ETC.	14	172	117	IMPORTS	19 568	5 864	4 097
748 TRANSMISSIONS SHAFTS ETC	114	527	374				
749 NON-ELECT MACH.PARTS,ETC	5	224	154	057 FRUIT,NUTS EXCL.OIL NUTS	287	71	47
751 OFFICE MACHINES	42	148	103	263 COTTON	19 178	4 983	3 481
752 AUTOMATC.DATA PROC.EQUIP	4	181	122	667 PEARLS,PRECIOUS STONES	59	671	472
759 PARTS,FOR OFFICE MACHINS	5	64	44	EXPORTS	208 031	22 164	15 426
764 TELECOMM.EQUIP,PARTS NES	2 225	17 850	12 298				
771 ELECT POWER MACHNRY,PARTS	15	104	74	022 MILK AND CREAM	1 769	439	311
772 ELEC.SWITCH.RELAY.CIRCUIT	804	3 507	2 429	041 WHEAT, MESLIN, UNMILLED	60 545	1 519	1 075
773 ELECTR.DISTRIBT.EQPT NES	154	298	199	061 SUGARS,MOLASSES,HONEY	124 739	6 527	4 504
775 DOM.ELEC,NON-ELEC.EQUIPT	106	76	54	335 RESIDUAL PETROL.PRODUCTS	857	136	93
776 TRANSISTORS,VALVES,ETC.	12	109	76	431 ANIMAL,VEG.FATS,OILS,NES	450	51	35
778 ELECTRIC.MACH.APPART.NES	203	1 755	1 221	522 INORGANIC CHEM.ELEMENTS	3 000	144	94
781 PASS.MOTOR VEHCLS.EX.BUS	444	1 907	1 339	523 METAL.SALTS,INORGAN.ACID	721	59	41
782 GOODS,SPCL TRANSPORT VEH	1 106	1 370	956	531 SYNTH.COLOURS,LAKES,ETC.	18	83	59
783 ROAD MOTOR VEHICLES NES	705	1 035	689	541 MEDICINES,ETC.EXC.GRP542	9	84	60
784 PARTS,TRACTORS,MOTOR VEH	619	2 651	1 873	554 SOAP,CLEANERS,POLISH,ETC	155	116	80
786 TRAILERS,SEMI-TRAILR,ETC	1 462	2 180	1 539	581 PLASTIC TUBE,PIPE,HOSE	139	59	36
791 RAILWAY VEHICLES.EQUIPNT	60	520	360	582 PLASTIC PLATE,SHEETS,ETC	262	281	185
851 FOOTWEAR	90	85	54	591 INSECTICIDES, ETC.	51	125	88
872 MEDICAL INSTRUMENTS NES	284	714	503	598 MISC.CHEMICAL PRODTS,NES	1 018	118	82
874 MEASURE,CONTROL INSTRMNT	11	612	424	825 RUBBER TYRES,TUBES,ETC.	734	260	178
881 PHOTOGRAPH APPAR.ETC.NES	8	57	40	829 ARTICLES OF RUBBER, NES	45	220	153
882 PHOTO.CINEMATOGRPH.SUPPL	138	198	137	641 PAPER AND PAPERBOARD	523	357	245
892 PRINTED MATTER	66	173	122	642 PAPER,PAPERBOARD,CUT ETC	63	47	34
893 ARTICLES,NES,OF PLASTICS	40	93	67	652 COTTON FABRICS, WOVEN	488	1 905	1 353
898 MUSICAL INSTRUMENTS,ETC.		348	245	653 FABRICS,MAN-MADE FIBRES	45	76	50
899 MISC MANUFCTRD GOODS NES	81	753	526	655 KNIT.CROCHET.FABRIC NES	56	48	33
MAURITANIA				664 GLASS	1 029	124	88
IMPORTS	8 027 557	34 269	24 032	685 GLASSWARE	65	363	256
				667 PEARLS,PRECIOUS STONES	10	535	377
034 FISH,FRESH,CHILLED,FROZN	121	105	70	695 TOOLS	39	91	61
281 IRON ORE, CONCENTRATES	8 026 452	33 378	23 422	699 MANUFACTS.BASE METAL,NES	184	310	204
748 TRANSMISSIONS SHAFTS ETC	240	568	389	718 OTH.POWR.GENRTNG.MACHNRY	5	47	33
842 WOMEN,GIRL CLOTHNG,XKNIT	7	47	33	723 CIVIL ENGINEERING EQUIPT	48	135	92
EXPORTS	287 335	41 331	28 802	727 FOOD-PROCESS.MCH.NON DOM	5	49	34
				728 OTH.MACH,PTS,SPCL INDUST	2	46	33
022 MILK AND CREAM	111 873	13 696	9 604	735 PARTS,NES,FOR MACH-TOOLS	2	55	38
041 WHEAT, MESLIN, UNMILLED	132 000	3 164	2 164	742 PUMPS FOR LIQUIDS,PARTS	43	218	156
061 SUGARS,MOLASSES,HONEY	19 138	988	695	743 PUMPS NES,CENTRIFUGS ETC	136	228	162
091 MARGARINE AND SHORTENING	2 145	466	320	744 MECHANICAL HANDLING EQUIP	964	624	441
122 TOBACCO, MANUFACTURED	214	331	229	745 OTH.NONELEC MCH,TOOL,NES	52	401	282
334 PETROLEUM PRODUCTS	238	122	85	747 TAPS,COCKS,VALVES,ETC.	2	75	47
335 RESIDUAL PETROL.PRODUCTS	773	125	85	748 TRANSMISSIONS SHAFTS ETC	278	439	310
421 FIXED VEG.FAT,OILS, SOFT	1 393	193	134	749 NON-ELECT MACH.PARTS,ETC	2	199	138
522 INORGANIC CHEM.ELEMENTS	346	87	752	752 AUTOMATC.DATA PROC.EQUIP	2	55	38
531 SYNTH.COLOURS,LAKES,ETC.	95	493	346	764 TELECOMM.EQUIP,PARTS NES	5	79	56
533 PIGMENTS, PAINTS, ETC.	148	128	89	775 DOM.ELEC,NON-ELEC.EQUIPT	118	50	36
541 MEDICINES,ETC.EXC.GRP542	7	88	63	776 TRANSISTORS,VALVES,ETC.	6	52	36
554 SOAP,CLEANERS,POLISH,ETC	311	100	70	781 PASS.MOTOR VEHCLS.EX.BUS	634	592	415
582 PLASTIC PLATE,SHEETS,ETC	79	151	100	782 GOODS,SPCL TRANSPORT VEH	3 036	728	503
592 STARCHES,INULIN,ETC.	42	55	38	783 ROAD MOTOR VEHICLES NES	1 766	473	327
597 PREPRED ADDITIVES,LIQUIDS	309	182	129	784 PARTS,TRACTORS,MOTOR VEH	322	1 033	722
621 MATERIALS OF RUBBER	154	137	98	786 TRAILERS,SEMI-TRAILR,ETC	1 769	769	538
625 RUBBER TYRES,TUBES,ETC.	100	43	34	813 LIGHTNG FIXTURES ETC.NES	102	142	101
629 ARTICLES OF RUBBER, NES	557	669	468	874 MEASURE,CONTROL INSTRMNT	2	108	73
641 PAPER AND PAPERBOARD	106	169	116	882 PHOTO.CINEMATOGRPH.SUPPL	92	43	31
652 COTTON FABRICS, WOVEN	565	1 044	709	892 PRINTED MATTER	21	92	60
653 FABRICS,MAN-MADE FIBRES	87	54	36	897 GOLD,SILVERWARE, JEWEL NES		60	43
657 SPECIAL YARN,TXTL.FABRIC	121	50	34	BURKINA FASO			
662 CLAY,REFRCT.CONSTR.MATRL	977	129	90	IMPORTS	3 063	1 240	874
663 MINERAL MANUFACTURES,NES	101	97	70				
675 FLAT-ROLLED, ALLOY STEEL	1 185	129	91	057 FRUIT,NUTS EXCL.OIL NUTS	625	168	120
676 IRON, STL.BAR,SHAPES ETC.	4 149	291	210	263 COTTON	2 156	622	440
684 ALUMINIUM	2 217	602	426	896 WORKS OF ART,ANTIQUE ETC	5	58	40
691 METALLIC STRUCTURES NES	585	289	195	899 MISC MANUFCTRD GOODS NES	164	249	176
694 NAILS,SCREWS,NUTS,ETC.	35	76	48	EXPORTS	32 791	19 636	13 674
695 TOOLS	44	259	184				
699 MANUFACTS.BASE METAL,NES	30	134	90	022 MILK AND CREAM	5 475	1 885	1 301
713 INTRNL COMBUS PSTN ENGIN	258	1 764	1 218	037 FISH ETC.PREPD,PRSDV,NES	2 360	1 236	858
716 ROTATING ELECTRIC PLANT	36	98	66	061 SUGARS,MOLASSES,HONEY	7 326	328	229
721 AGRIC.MACHINES,EX.TRACTR	83	161	108	098 EDIBLE PROD.PREPRNTS,NES	160	72	51
723 CIVIL ENGINEERING EQUIPT	447	691	486	269 WORN CLOTHING,TEXTL.ARTL	926	213	151
726 PRINTNG,BOOKBINDNG MACHS	95	463	330	292 CRUDE VEG.MATERIALS, NES	95	174	120
727 FOOD-PROCESS.MCH.NON DOM	18	163	114	335 RESIDUAL PETROL.PRODUCTS	168	75	53
728 OTH.MACH,PTS,SPCL INDUST	160	418	289	421 FIXED VEG.FAT,OILS, SOFT	699	97	66
733 MACH-TOOLS,METAL-WORKING	28	47	33	515 ORGAND-INORGANIC COMPNDS	763	547	391
737 METALWORKING MACHNRY NES	6	75	54	523 METAL.SALTS,INORGAN.ACID	3 280	99	71
741 HEATING,COOLNG EQUIP,PART	5	111	79	541 MEDICINES,ETC.EXC.GRP542	33	164	117
742 PUMPS FOR LIQUIDS,PARTS	226	888	631	542 MEDICAMENTS	20	74	52
743 PUMPS NES,CENTRIFUGS ETC	19	225	157	554 SOAP,CLEANERS,POLISH,ETC	272	91	63
744 MECHANICAL HANDLING EQUIP	144	591	419	571 POLYMERS OF ETHYLENE	520	127	91
745 OTH.NONELEC MCH,TOOL,NES	8	47	31				
746 BALL OR ROLLER BEARINGS	84	271	186				

7 IMPORTS AND EXPORTS (SPECIAL TRADE) BY COUNTRIES OF PRODUCTION AND CONSUMPTION AND BY GROUPS OF THE SITC-REV. III 1995

GROUP DESCRIPTION	DT = 100 KG	1 000 DM	1 000 \$	GROUP DESCRIPTION	DT = 100 KG	1 000 DM	1 000 \$
582 PLASTIC PLATE, SHEETS, ETC	388	329	228	653 FABRICS, MAN-MADE FIBRES	40	143	101
591 INSECTICIDES, ETC.	366	733	521	662 CLAY, REFRACT. CONSTR. MATRL	139	54	39
592 STARCHES, INULIN, ETC.	429	64	43	716 ROTATING ELECTRIC PLANT	47	116	81
598 MISC. CHEMICAL PRODS, NES	266	67	47	747 TAPS, COCKS, VALVES, ETC.	47	86	62
625 RUBBER TYRES, TUBES, ETC.	548	238	165	749 NON-ELECT MACH. PARTS, ETC	55	38	38
629 ARTICLES OF RUBBER, NES	173	539	375	751 OFFICE MACHINES	7	72	51
641 PAPER AND PAPERBOARD	397	129	90	759 PARTS, FOR OFFICE MACHINS	1	42	30
652 COTTON FABRICS, WOVEN	165	375	258	772 ELEC. SWITCH, RELAY, CIRCUIT	61	248	177
653 FABRICS, MAN-MADE FIBRES	908	687	475	773 ELECTR. DISTRIBUT. EQPT NES	47	44	31
655 KNIT, CROCHET, FABRIC NES	54	57	37	778 ELECTRIC MACH. APPART. NES	4	60	42
657 SPECIAL YARN, TEXTL. FABRIC	263	178	124	781 PASS. MOTOR VEHCLS. EX. BUS	28	46	30
674 FLAT-ROLLED PLATED IRON	878	215	151	782 GOODS, SPCL. TRANSPORT VEH	826	274	194
679 TUBES, PIPES, ETC. IRON, STL	127	59	41	784 PARTS, TRACTORS, MOTOR VEH	88	241	171
695 TOOLS	50	167	119	872 MEDICAL INSTRUMENTS NES	45	107	74
713 INTRNL COMBUS PSTN ENGIN	10	81	59	873 METERS, COUNTERS, NES	72	254	178
716 ROTATING ELECTRIC PLANT	85	302	210	874 MEASURE, CONTROL INSTRMNT	3	66	48
718 OTH. POWR. GENRTNG. MACHNRY	112	2 484	1 724	CAPE VERDE			
723 CIVIL ENGINEERING EQUIPT	30	81	55	IMPORTS	327	1 436	991
724 TEXTILE, LEATHER MACHINES	12	125	85				
726 PRINTNG, BOOKBINDNG MACHS	73	243	174	745 OTH. NONELEC MCH, TOOL, NES	40	1 019	705
728 OTH. MACH. PTS, SPCL. INDUST	34	188	131	EXPORTS	33 958	10 981	7 652
742 PUMPS FOR LIQUIDS, PARTS	85	370	259				
743 PUMPS NES, CENTRIFUGS ETC	141	376	258				
744 MECHANICAL HANDLING EQUIP	93	62	43				
745 OTH. NONELEC MCH, TOOL, NES	9	178	122				
747 TAPS, COCKS, VALVES, ETC.	30	57	41				
749 NON-ELECT MACH. PARTS, ETC		183	127				
751 OFFICE MACHINES	51	177	125				
752 AUTOMATC. DATA PROC. EQUIP	10	146	103				
759 PARTS, FOR OFFICE MACHINS	2	52	39				
764 TELECOMM. EQUIP. PARTS NES	4	51	34				
772 ELEC. SWITCH, RELAY, CIRCUIT	86	895	616				
773 ELECTR. DISTRIBUT. EQPT NES	122	70	48				
778 ELECTRIC MACH. APPART. NES	8	212	149				
781 PASS. MOTOR VEHCLS. EX. BUS	335	993	688				
782 GOODS, SPCL. TRANSPORT VEH	350	141	100				
784 PARTS, TRACTORS, MOTOR VEH	88	304	211				
791 RAILWAY VEHICLES, EQUIPNT	35	373	269				
813 LIGHTNG FIXTURES ETC. NES	111	114	76				
872 MEDICAL INSTRUMENTS NES	21	84	60				
873 METERS, COUNTERS, NES	28	67	47				
874 MEASURE, CONTROL INSTRMNT	4	169	117				
881 PHOTOGRAPH APPAR. ETC. NES	5	80	56				
895 OFFICE, STATIONERY SUPPLS	89	214	152				
898 MUSICAL INSTRUMENTS, ETC.	4	57	41				
NIGER							
IMPORTS	1 943	481	319				
292 CRUDE VEG. MATERIALS, NES	220	100	66				
657 SPECIAL YARN, TEXTL. FABRIC	1 682	250	163				
EXPORTS	73 285	16 581	11 597				
022 MILK AND CREAM	10 778	3 507	2 462				
061 SUGARS, MOLASSES, HONEY	7 740	436	308				
091 MARGARINE AND SHORTENING	1 340	297	209				
122 TOBACCO, MANUFACTURED	52	90	59				
522 INORGANIC CHEM. ELEMENTS	1 502	80	57				
523 METAL. SALTS, INORGAN. ACID	800	50	36				
542 MEDICAMENTS	8	52	36				
554 SOAP, CLEANERS, POLISH, ETC	108	54	38				
562 FERTILIZER, EXCEPT GRP272	35 179	1 014	733				
575 OTH. PLASTIC, PRIMARY FORM	96	80	56				
581 PLASTIC TUBE, PIPE, HOSE	172	139	98				
582 PLASTIC PLATE, SHEETS, ETC	197	42	30				
598 MISC. CHEMICAL PRODS, NES	715	424	291				
625 RUBBER TYRES, TUBES, ETC.	447	86	58				
652 COTTON FABRICS, WOVEN	370	608	414				
653 FABRICS, MAN-MADE FIBRES	526	416	288				
655 KNIT, CROCHET, FABRIC NES	343	132	86				
675 FLAT-ROLLED, ALLOY STEEL	149	133	91				
695 TOOLS	25	73	52				
699 MANUFACTS. BASE METAL, NES	438	61	43				
723 CIVIL ENGINEERING EQUIPT	23	70	49				
742 PUMPS FOR LIQUIDS, PARTS	14	101	72				
743 PUMPS NES, CENTRIFUGS ETC	19	45	32				
745 OTH. NONELEC MCH, TOOL, NES	2	88	60				
751 OFFICE MACHINES	16	65	45				
771 ELECT POWER MACHNRY, PARTS	215	500	355				
773 ELECTR. DISTRIBUT. EQPT NES	17	43	34				
775 DOM. ELEC. NON-ELEC. EQUIPT	8	42	30				
776 TRANSISTORS, VALVES, ETC.	15	200	134				
778 ELECTRIC MACH. APPART. NES	28	145	99				
781 PASS. MOTOR VEHCLS. EX. BUS	8 569	1 482	1 040				
784 PARTS, TRACTORS, MOTOR VEH	712	4 173	2 927				
821 FURNITURE, CUSHIONS, ETC.	29	53	36				
872 MEDICAL INSTRUMENTS NES	2	47	32				
874 MEASURE, CONTROL INSTRMNT	3	120	84				
882 PHOTO. CINEMATOGPH. SUPPL	27	47	33				
892 PRINTED MATTER	370	359	253				
893 ARTICLES, NES, OF PLASTICS	32	85	56				
CHAD							
IMPORTS	137 314	39 862	28 163				
283 COTTON	126 382	34 848	24 578				
287 OTHER MAN-MADE FIBRES	999	242	175				
292 CRUDE VEG. MATERIALS, NES	9 917	4 767	3 406				
EXPORTS	3 841	3 344	2 347				
283 COTTON	220	79	57				
541 MEDICINES, ETC. EXC. GRP542	42	177	121				
581 PLASTIC TUBE, PIPE, HOSE	908	166	115				
582 PLASTIC PLATE, SHEETS, ETC	207	206	145				
511 HYDROCARBONS, NES, DERIVTS							
512 ALCOHOL, PHENOL, ETC. DERIV							
513 CARBOXYLIC ACIDS, DERIVTS							
514 NITROGEN-FUNCT. COMPOUNDS							
522 INORGANIC CHEM. ELEMENTS							
523 METAL. SALTS, INORGAN. ACID							
531 SYNTH. COLOURS, LAKES, ETC.							
541 MEDICINES, ETC. EXC. GRP542							
551 ESSENTL. OIL, PERFUME, FLAVR							
553 PERFUMERY, COSMETICS, ETC.							
554 SOAP, CLEANERS, POLISH, ETC							
571 POLYMERS OF ETHYLENE							
572 POLYMERS OF STYRENE							

7 IMPORTS AND EXPORTS (SPECIAL TRADE) BY COUNTRIES OF PRODUCTION AND CONSUMPTION AND BY GROUPS OF THE SITC-REV. III 1995

GROUP DESCRIPTION	DT = 100 KG	1 000 DM	1 000 \$	GROUP DESCRIPTION	DT = 100 KG	1 000 DM	1 000 \$
574 POLYACETAL, POLYCARBONATE	264	110	76	782 GOODS, SPCL TRANSPORT VEH	711	187	132
575 OTH. PLASTIC, PRIMARY FORM	2 198	599	422	783 ROAD MOTOR VEHICLES NES	455	161	112
582 PLASTIC PLATE, SHEETS, ETC	152	102	73	784 PARTS, TRACTORS, MOTOR VEH	205	1 052	731
583 MONOFILAMENT OF PLASTICS	133	90	65	821 FURNITURE, CUSHIONS, ETC.	68	85	62
591 INSECTICIDES, ETC.	449	307	213	874 MEASURE, CONTROL INSTRMNT	2	128	88
592 STARCHES, INULIN, ETC.	283	156	109	892 PRINTED MATTER	54	255	175
597 PREPRD ADDITIVES, LIQUIDS	228	71	51				
598 MISC. CHEMICAL PRODS. NES	8 198	1 483	1 042	GUIN BISSAU			
611 LEATHER	233	50	36				
621 MATERIALS OF RUBBER	90	98	72	IMPORTS	246	168	116
625 RUBBER TYRES, TUBES, ETC.	1 764	445	316				
629 ARTICLES OF RUBBER, NES	33	212	146	695 TOOLS	17	45	32
641 PAPER AND PAPERBOARD	2 516	464	327	743 PUMPS NES, CENTRIFUGS ETC	11	43	30
642 PAPER, PAPERBOARD, CUT ETC	1 310	473	327	EXPORTS	7 189	2 933	2 061
651 TEXTILE YARN	80	49	33				
652 COTTON FABRICS, WOVEN	246	346	243	022 MILK AND CREAM	682	81	57
653 FABRICS, MAN-MADE FIBRES	667	790	554	061 SUGARS, MOLASSES, HONEY	3 410	160	116
657 SPECIAL YARN, TXL. FABRIC	661	297	175	112 ALCOHOLIC BEVERAGES	363	60	40
659 FLOOR COVERINGS, ETC.	131	249	348	421 FIXED VEG. FAT, OILS, SOFT	699	97	67
662 CLAY, REFRCT. CONSTR. MATRL	3 638	513	348	581 PLASTIC TUBE, PIPE, HOSE	391	226	155
663 MINERAL MANUFACTURES, NES	319	140	92	598 MISC. CHEMICAL PRODS. NES	105	109	77
664 GLASS	466	108	77	679 TUBES, PIPES, ETC. IRON, STL	93	60	42
665 GLASSWARE	65	49	31	695 TOOLS	28	52	37
673 FLAT-ROLLED IRON ETC.	417	63	45	713 INTRNL COMBUS PSTN ENGIN	8	49	34
679 TUBES, PIPES, ETC. IRON, STL	2 638	479	342	742 PUMPS FOR LIQUIDS, PARTS	467	594	420
684 ALUMINIUM	148	121	85	778 ELECTRIC. MACH. APPART. NES	171	98	68
692 CONTAINERS, STORAGE, TRNSP	131	62	43	781 PASS. MOTOR VEHCLS. EX. BUS	85	91	65
695 TOOLS	20	109	74	784 PARTS, TRACTORS, MOTOR VEH	30	97	70
696 CUTLERY	25	48	32	821 FURNITURE, CUSHIONS, ETC.	32	114	80
699 MANUFACTS. BASE METAL, NES	126	211	146	894 BABY CARRIAGE, TOYS, GAMES	67	408	291
711 STEAM GENER. BOILERS, ETC.	1 427	4 518	3 151				
713 INTRNL COMBUS PSTN ENGIN	336	1 056	729	GUINEA			
716 ROTATING ELECTRIC PLANT	223	643	454	IMPORTS	7 485 098	40 809	28 468
721 AGRIC. MACHINES, EX. TRACTR	763	291	202				
723 CIVIL ENGINEERING EQUIPT	773	1 147	815	034 FISH, FRESH, CHILLED, FROZN	63	121	84
724 TEXTILE, LEATHER MACHINES	30	281	200	057 FRUIT, NUTS EXCL. OIL NUTS	142	45	33
726 PRINTNG, BOOKBINDNG MACHS	26	172	124	071 COFFEE, COFFEE SUBSTITUTE	4 952	2 351	1 653
728 OTH. MACH. PTS, SPCL INDUST	226	777	542	072 COCOA	1 173	242	165
733 MACH-TOOLS, METAL-WORKING	318	794	559	074 TEA AND MATE	75	60	42
735 PARTS, NES, FOR MACH-TOOLS	2	91	63	232 SYNTHETIC RUBBER, ETC.	192	49	35
737 METALWORKING MACHNRY NES	27	79	57	247 WOOD ROUGH, ROUGH SQUARED	13 783	952	675
741 HEATING, COOLNG EQUIP, PART	223	827	589	263 COTTON	5 012	1 218	866
742 PUMPS FOR LIQUIDS, PARTS	922	3 120	2 181	285 ALUMINIUM ORE, CONCTR. ETC	7 459 551	35 399	24 658
743 PUMPS NES, CENTRIFUGS ETC	432	815	574	667 PEARLS, PRECIOUS STONES	102	102	71
744 MECHANICAL HANDLING EQUIP	177	207	142	EXPORTS	199 913	33 357	23 342
745 OTH. NONELEC MCH, TOOL, NES	65	947	659				
748 TRANSMISSIONS SHAFTS ETC	514	1 080	760	022 MILK AND CREAM	15 600	2 535	1 786
749 NON-ELECT MACH. PARTS, ETC	10	208	148	041 WHEAT, MESLIN, UNMILLED	85 644	2 240	1 546
751 OFFICE MACHINES	15	45	32	061 SUGARS, MOLASSES, HONEY	25 605	1 484	1 038
752 AUTOMATC. DATA PROC. EQUIP	5	114	79	091 MARGARINE AND SHORTENING	4 728	726	515
764 TELECOMM. EQUIP. PARTS NES	62	2 121	1 516	098 EDIBLE PROD. PREPRTRS, NES	106	90	62
774 ELECTRO-MEDCL. XRAY EQUIP	5	51	36	111 NON-ALCOHOL. BEVERAGE, NES	2 651	199	138
775 DOM. ELEC. NON-ELEC. EQUIPT	739	237	164	112 ALCOHOLIC BEVERAGES	26 266	3 723	2 624
778 ELECTRIC. MACH. APPART. NES	280	1 257	886	122 TOBACCO, MANUFACTURED	556	783	547
781 PASS. MOTOR VEHCLS. EX. BUS	592	1 121	778	263 WORN CLOTHING, TEXTL. ARTL	12 886	2 555	1 791
782 GOODS, SPCL TRANSPORT VEH	459	423	292	292 CRUDE VEG. MATERIALS, NES	10	47	33
783 ROAD MOTOR VEHICLES NES	188	236	168	334 PETROLEUM PRODUCTS	182	52	34
784 PARTS, TRACTORS, MOTOR VEH	200	949	666	335 RESIDUAL PETROL. PRODUCTS	1 015	117	80
786 TRAILERS, SEMI-TRAILER, ETC	437	57	40	523 METAL. SALTS, INORGAN. ACID	2 657	297	209
792 AIRCRAFT, ASSOCTD. EQUIPNT		126	89	531 SYNTH. COLOURS, LAKES, ETC.	73	229	153
793 SHIP, BOAT, FLOAT. STRUCTRS	263	1 118	799	541 MEDICINES, ETC. EXC. GRP542	5	108	77
813 LIGHTING FIXTURES ETC. NES	68	235	168	554 SOAP, CLEANERS, POLISH, ETC	144	59	40
872 MEDICAL INSTRUMENTS NES	2	137	94	562 FERTILIZER, EXCEPT GRP272	8 008	234	169
873 METERS, COUNTERS, NES	36	116	81	581 PLASTIC TUBE, PIPE, HOSE	603	240	162
874 MEASURE, CONTROL INSTRMNT	53	1 074	763	582 PLASTIC PLATE, SHEETS, ETC	317	202	138
881 PHOTOGRAPH APPAR. ETC. NES	32	176	124	591 INSECTICIDES, ETC.	45	43	33
882 PHOTO. CINEMATOGPH. SUPPL	29	56	41	597 PREPRD ADDITIVES, LIQUIDS	170	68	48
891 ARMS AND AMMUNITION	15	110	77	598 MISC. CHEMICAL PRODS. NES	275	138	96
892 PRINTED MATTER	248	87	59	625 RUBBER TYRES, TUBES, ETC.	1 384	156	108
893 ARTICLES, NES, OF PLASTICS	1 816	929	656	641 PAPER AND PAPERBOARD	825	123	86
894 BABY CARRIAGE, TOYS, GAMES	18	52	36	642 PAPER, PAPERBOARD, CUT ETC	804	245	174
895 OFFICE, STATIONERY SUPPLS	20	85	61	653 FABRICS, MAN-MADE FIBRES	210	238	166
898 MUSICAL INSTRUMENTS, ETC.	31	76	53	691 METALLIC STRUCTURES NES	69	44	31
				695 TOOLS	102	292	204
GAMBIA				699 MANUFACTS. BASE METAL, NES	92	272	189
IMPORTS	698	1 827	1 293	713 INTRNL COMBUS PSTN ENGIN	41	181	125
036 CRUSTACEANS, MOLLUSCS ETC	386	269	188	716 ROTATING ELECTRIC PLANT	96	229	159
525 RADIO-ACTIVE MATERIALS		1 059	753	718 OTH. POWR. GENRTNG. MACHNRY	12	56	40
781 PASS. MOTOR VEHCLS. EX. BUS	16	43	30	723 CIVIL ENGINEERING EQUIPT	899	1 376	964
898 MUSICAL INSTRUMENTS, ETC.	75	75	52	726 PRINTNG, BOOKBINDNG MACHS	24	122	87
971 GOLD, NONMONTY EXCL ORES		309	222	727 FOOD-PROCESS. MCH. NON DOM	325	886	614
EXPORTS	42 531	9 858	6 886	728 OTH. MACH. PTS, SPCL INDUST	15	68	46
022 MILK AND CREAM	13 379	1 831	1 287	741 HEATING, COOLNG EQUIP, PART	41	149	103
046 MEAL, FLOUR OF WHEAT, MSLN	12 860	481	333	742 PUMPS FOR LIQUIDS, PARTS	209	668	470
061 SUGARS, MOLASSES, HONEY	860	80	53	743 PUMPS NES, CENTRIFUGS ETC	34	84	59
091 MARGARINE AND SHORTENING	526	127	89	744 MECHANICAL HANDLING EQUIP	18	49	34
098 EDIBLE PROD. PREPRTRS, NES	369	168	116	745 OTH. NONELEC MCH, TOOL, NES	42	282	200
112 ALCOHOLIC BEVERAGES	4 722	661	463	747 TAPS, COCKS, VALVES, ETC.	86	614	425
269 WORN CLOTHING, TEXTL. ARTL	1 639	358	251	748 TRANSMISSIONS SHAFTS ETC	266	667	454
421 FIXED VEG. FAT, OILS, SOFT	1 638	236	168	749 NON-ELECT MACH. PARTS, ETC	3	204	140
531 SYNTH. COLOURS, LAKES, ETC.	191	426	289	752 AUTOMATC. DATA PROC. EQUIP	2	60	41
533 PIGMENTS, PAINTS, ETC.	130	140	103	764 TELECOMM. EQUIP. PARTS NES	3	163	113
642 PAPER, PAPERBOARD, CUT ETC	60	49	33	778 ELECTRIC. MACH. APPART. NES	19	2 074	1 461
652 COTTON FABRICS, WOVEN	100	172	120	781 PASS. MOTOR VEHCLS. EX. BUS	1 209	1 875	1 323
653 FABRICS, MAN-MADE FIBRES	310	264	182	782 GOODS, SPCL TRANSPORT VEH	1 452	294	209
679 TUBES, PIPES, ETC. IRON, STL	53	53	37	783 ROAD MOTOR VEHICLES NES	408	132	95
696 CUTLERY	20	48	34	784 PARTS, TRACTORS, MOTOR VEH	343	1 752	1 222
713 INTRNL COMBUS PSTN ENGIN	144	50	33	785 CYCLES, MOTORCYCLES ETC.	51	476	326
727 FOOD-PROCESS. MCH. NON DOM	25	222	154	791 RAILWAY VEHICLES, EQUIPNT	625	494	351
741 HEATING, COOLNG EQUIP, PART	156	188	134	845 OTHR. TEXTILE APPAREL, NES	49	64	45
742 PUMPS FOR LIQUIDS, PARTS	38	60	44	848 CLOTHING, NONTXL; HEADGEAR	9	56	40
749 NON-ELECT MACH. PARTS, ETC	73	76	53	871 OPTICAL INSTRUMENTS, NES	2	81	53
778 ELECTRIC. MACH. APPART. NES	98	76	51	874 MEASURE, CONTROL INSTRMNT	9	314	221
781 PASS. MOTOR VEHCLS. EX. BUS	490	503	355	892 PRINTED MATTER	69	106	75
				893 ARTICLES, NES, OF PLASTICS	510	506	356

7 IMPORTS AND EXPORTS (SPECIAL TRADE) BY COUNTRIES OF PRODUCTION AND CONSUMPTION AND BY GROUPS OF THE SITC-REV. III 1995

GROUP DESCRIPTION	DT = 100 KG	1 000 DM	1 000 \$	GROUP DESCRIPTION	DT = 100 KG	1 000 DM	1 000 \$
895 OFFICE, STATIONERY SUPPLS	34	83	55	059 FRUIT, VEGETABLE JUICES	3 031	685	482
899 MISC MANUFACTURED GOODS NES	55	68	50	071 COFFEE, COFFEE SUBSTITUTE	50 286	20 112	14 091
SIERRA LEONE				072 COCOA	1 763 654	402 980	282 306
IMPORTS				081 ANIMAL FEED STUFF	60 328	906	635
036 CRUSTACEANS, MOLLUSCS ETC	72	125	87	223 OILSEED (OTH. FIX. VEG. OIL)	57 429	3 537	2 476
071 COFFEE, COFFEE SUBSTITUTE	14 250	6 106	4 295	231 NATURAL RUBBER, ETC.	110 301	25 358	17 650
072 COCOA	247	47	32	247 WOOD ROUGH, SQUARED	22 423	1 364	959
285 ALUMINIUM ORE, CONCENTRATED	399 500	1 561	1 019	248 WOOD, SIMPLY WORKED	94 855	13 197	9 239
292 CRUDE VEG. MATERIALS, NES	937	204	141	263 COTTON	14 274	4 490	3 199
EXPORTS				288 NON-FERROUS WASTE, SCRAP	1 115	294	204
022 MILK AND CREAM	1 361	219	154	292 CRUDE VEG. MATERIALS, NES	2 905	1 383	961
046 MEAL, FLOUR OF WHEAT, MESLIN	4 758	236	165	334 PETROLEUM PRODUCTS	5 726	136	98
048 CEREAL PREPARATIONS	1 123	77	55	422 FIXED VEG. FAT, OILS, OTHER	189 631	17 845	12 560
061 SUGARS, MOLASSES, HONEY	26 624	1 501	1 047	512 ALCOHOL, PHENOL, ETC. DERIV	23 315	4 442	3 106
091 MARGARINE AND SHORTENING	1 654	265	189	551 ESSNTL. OIL, PERFUME, FLAVR	31	82	54
112 ALCOHOLIC BEVERAGES	5 143	559	393	634 VENEERS, PLYWOOD, ETC.	184 966	25 582	17 879
269 WORN CLOTHING, TEXTILE, ARTL	3 397	691	479	635 WOOD MANUFACTURES, NES	1 854	438	305
278 OTHER CRUDE MINERALS	10 776	268	184	713 INTRNL COMBUS PSTN ENGIN	5	42	30
334 PETROLEUM PRODUCTS	432	43	30	723 CIVIL ENGINEERING EQUIPT	3	61	44
335 RESIDUAL PETROL. PRODUCTS	2 363	234	167	728 OTH. MACH. PTS, SPCL INDUST	14	104	71
421 FIXED VEG. FAT, OILS, SOFT	1 224	170	118	821 FURNITURE, CUSHIONS, ETC.	854	183	126
431 ANIMAL VEG. FATS, OILS, NES	2 899	244	169	886 WORKS OF ART, ANTIQUE ETC	20	63	43
541 MEDICINES, ETC. EXC. GRP542	44	218	151	898 MUSICAL INSTRUMENTS, ETC.	91	210	148
542 MEDICAMENTS	71	134	95	971 GOLD, NON-MONETARY EXCL. DRES		457	312
551 ESSNTL. OIL, PERFUME, FLAVR	29	88	62	EXPORTS			
575 OTH. PLASTIC, PRIMARY FORM	38	192	138	012 OTHER MEAT, MEAT OFFAL	1 427	83	58
582 PLASTIC PLATE, SHEETS, ETC	388	598	425	022 MILK AND CREAM	37 830	6 209	4 368
642 PAPER, PAPERBOARD, CUT ETC	338	185	116	034 FISH, FRESH, CHILLED, FROZEN	15 969	881	618
679 TUBES, PIPES, ETC. IRON, STL	84	147	103	041 WHEAT, MESLIN, UNMILLED	322 238	8 109	5 712
694 NAILS, SCREWS, NUTS, ETC.	57	55	39	054 VEGETABLES	200	246	171
700 CPL IND PLANT (84/85/87)	2 319	3 159	2 247	061 SUGARS, MOLASSES, HONEY	18 583	911	634
713 INTRNL COMBUS PSTN ENGIN	121	189	132	112 ALCOHOLIC BEVERAGES	369	53	37
723 CIVIL ENGINEERING EQUIPT	230	326	229	232 SYNTHETIC RUBBER, ETC.	1 440	386	273
742 PUMPS FOR LIQUIDS, PARTS	252	354	252	263 COTTON	220	84	59
743 PUMPS NES, CENTRIFUGS ETC	13	63	44	273 STONE, SAND AND GRAVEL	6 504	135	97
745 OTH. NONELECT. MCH, TOOL, NES	20	237	165	278 OTHER CRUDE MINERALS	41 184	868	608
748 TRANSMISSIONS SHAFTS ETC	51	340	234	292 CRUDE VEG. MATERIALS, NES	221	429	294
749 NON-ELECT. MACH. PARTS, ETC	1	62	44	334 PETROLEUM PRODUCTS	958	137	95
752 AUTOMATIC DATA PROC. EQUIP	3	95	63	335 RESIDUAL PETROL. PRODUCTS	5 223	655	450
778 ELECTRIC MACH. APPAR. NES	815	421	291	421 FIXED VEG. FAT, OILS, SOFT	2 983	408	283
781 PASS. MOTOR VEHICLES EX. BUS	196	160	109	431 ANIMAL VEG. FATS, OILS, NES	2 630	417	291
782 GOODS, SPCL TRANSPORT VEH	1 619	253	173	511 HYDROCARBONS, NES, DERIVTS	1 892	441	303
783 ROAD MOTOR VEHICLES NES	252	44	31	512 ALCOHOL, PHENOL, ETC. DERIV	3 747	1 182	824
784 PARTS, TRACTORS, MOTOR VEH	385	1 309	910	513 CARBOXYLIC ACIDS, DERIVTS	5 568	1 392	980
786 TRAILERS, SEMI-TRAILER, ETC	381	63	44	514 NITROGEN-FUNCTION. COMPOUNDS	1 376	2 219	1 541
872 MEDICAL INSTRUMENTS NES	29	82	57	515 ORGANIC-INORGANIC COMPOUNDS	2 698	1 861	1 329
882 PHOTO. CINEMATOGRAPH. SUPPL	92	106	72	516 OTHER ORGANIC CHEMICALS	2 746	1 271	895
LIBERIA				522 INORGANIC CHEM. ELEMENTS	5 799	839	590
IMPORTS				523 METAL. SALTS, INORGANIC ACID	9 250	830	581
231 NATURAL RUBBER, ETC.	1 346	114	76	531 SYNTH. COLOURS, LAKES, ETC.	2 157	7 782	5 445
248 WOOD, SIMPLY WORKED	991	94	67	532 DYEING, TANNING MATERIALS	18	202	142
277 NATURAL ABRASIVES, NES		334	236	533 PIGMENTS, PAINTS, ETC.	1 259	751	525
288 NON-FERROUS WASTE, SCRAP	413	138	96	541 MEDICINES, ETC. EXC. GRP542	16	107	76
EXPORTS				542 MEDICAMENTS	250	768	540
011 BOVINE MEAT	542	109	76	551 ESSNTL. OIL, PERFUME, FLAVR	2 517	1 720	1 200
012 OTHER MEAT, MEAT OFFAL	896	100	69	553 PERFUMERY, COSMETICS, ETC.	18	69	49
022 MILK AND CREAM	1 996	360	248	554 SOAP, CLEANERS, POLISH, ETC	3 820	1 322	929
046 MEAL, FLOUR OF WHEAT, MESLIN	37 080	2 209	1 543	562 FERTILIZER, EXCEPT GRP272	187 227	4 354	3 042
061 SUGARS, MOLASSES, HONEY	35 655	3 140	2 158	571 POLYMERS OF ETHYLENE	27 283	3 763	2 620
081 ANIMAL FEED STUFF	229	90	58	572 POLYMERS OF STYRENE	2 723	668	468
091 MARGARINE AND SHORTENING	801	134	96	573 POLYMERS, VINYL CHLORIDE	797	491	342
112 ALCOHOLIC BEVERAGES	5 521	757	527	574 POLYACETAL, POLYCARBONATE	1 626	609	423
122 TOBACCO, MANUFACTURED	290	285	200	575 OTH. PLASTIC, PRIMARY FORM	7 200	2 385	1 659
269 WORN CLOTHING, TEXTILE, ARTL	1 811	393	276	581 PLASTIC TUBE, PIPE, HOSE	100	109	77
278 OTHER CRUDE MINERALS	33 609	924	641	582 PLASTIC PLATE, SHEETS, ETC	1 369	1 108	782
292 CRUDE VEG. MATERIALS, NES	53	177	126	591 INSECTICIDES, ETC.	799	1 799	1 236
335 RESIDUAL PETROL. PRODUCTS	3 800	359	252	592 STARCHES, INULIN, ETC.	1 484	406	288
421 FIXED VEG. FAT, OILS, SOFT	398	61	42	597 PREPARED ADDITIVES, LIQUIDS	173	151	105
571 POLYMERS OF ETHYLENE	110	42	30	598 MISC. CHEMICAL PRODUCTS NES	14 519	2 296	1 539
621 MATERIALS OF RUBBER	24	45	32	621 MATERIALS OF RUBBER	18	79	52
625 RUBBER TYRES, TUBES, ETC.	585	55	39	625 RUBBER TYRES, TUBES, ETC.	3 392	2 023	1 420
661 LIME, CEMENT, CONSTR. MATRL	5 054	45	32	629 ARTICLES OF RUBBER, NES	169	827	579
662 CLAY, REFRACT. CONSTR. MATRL	1 488	84	61	641 PAPER AND PAPERBOARD	16 213	2 555	1 776
684 ALUMINIUM	84	104	73	642 PAPER, PAPERBOARD, CUT ETC	561	223	152
699 MANUFACT. BASE METAL, NES	325	145	102	651 TEXTILE YARN	222	129	91
713 INTRNL COMBUS PSTN ENGIN	47	255	179	652 COTTON FABRICS, WOVEN	354	346	247
742 PUMPS FOR LIQUIDS, PARTS	50	133	93	653 FABRICS, MAN-MADE FIBRES	4 435	3 924	2 734
744 MECHANICAL HANDLING EQUIP	3 440	1 855	1 324	655 KNIT, CROCHET, FABRIC NES	147	79	54
745 OTH. NONELECT. MCH, TOOL, NES	13	182	127	656 TULLE, LACE, EMBROIDERY ETC	12	93	66
748 TRANSMISSIONS SHAFTS ETC	18	103	72	657 SPECIAL YARN, TEXTILE FABRIC	1 001	409	292
749 NON-ELECT. MACH. PARTS, ETC	1	49	34	662 CLAY, REFRACT. CONSTR. MATRL	514	52	35
773 ELECTRIC DISTRIBUT. EQUIP NES	66	68	48	663 MINERAL MANUFACTURES, NES	567	599	419
781 PASS. MOTOR VEHICLES EX. BUS	656	171	120	664 GLASS	805	482	335
784 PARTS, TRACTORS, MOTOR VEH	62	339	238	665 GLASSWARE	25	69	49
793 SHIP, BOAT, FLOAT, STRUCTRS	403 818	612 058	431 983	666 POTTERY	68	105	76
872 MEDICAL INSTRUMENTS NES	40	74	54	673 FLAT-ROLLED IRON ETC.	77 742	6 306	4 508
874 MEASURE, CONTROL INSTRUMENT	1	42	30	674 FLAT-ROLLED PLATED IRON	2 021	285	182
892 PRINTED MATTER	27	59	41	675 FLAT-ROLLED, ALLOY STEEL	516	87	61
893 ARTICLES, NES, OF PLASTICS	125	66	45	679 TUBES, PIPES, ETC. IRON, STL	918	145	103
895 OFFICE, STATIONERY SUPPLS	7	291	203	682 COPPER	45	71	50
899 MISC MANUFACTURED GOODS NES	4	74	52	684 ALUMINIUM	1 971	1 495	1 039
IVORY COAST				692 CONTAINERS, STORAGE, TRNSP	582	1 318	939
IMPORTS				693 WIRE PRODUCTS EXCL. ELECT	1 671	510	344
037 FISH ETC. PREPARED, PRESERVED NES	962	411	286	694 NAILS, SCREWS, NUTS, ETC.	36	192	132
057 FRUIT, NUTS EXCL. OIL NUTS	315 228	47 806	33 245	695 TOOLS	122	604	424
				696 CUTLERY	196	449	308
				697 HOUSEHOLD EQUIPMENT, NES	75	246	176
				699 MANUFACT. BASE METAL, NES	292	795	539
				711 STEAM GENER. BOILERS, ETC.	68	110	77
				712 STEAM TURBINES	1	44	30
				713 INTRNL COMBUS PSTN ENGIN	236	1 468	1 027
				714 ENGINES, MOTORS NON-ELECT	917	6 927	4 538
				716 ROTATING ELECTRICAL PLANT	34	145	102
				718 OTH. POWER-GENERATING MACHINERY	52	362	257
				722 TRACTORS	529	417	289
				723 CIVIL ENGINEERING EQUIPT	316	408	288

7 IMPORTS AND EXPORTS (SPECIAL TRADE) BY COUNTRIES OF PRODUCTION AND CONSUMPTION AND BY GROUPS OF THE SITC-REV. III 1995

GROUP DESCRIPTION	DT = 100 KG	1 000 DM	1 000 \$	GROUP DESCRIPTION	DT = 100 KG	1 000 DM	1 000 \$
846 CLOTHING ACCESSRS,FABRIC	22	105	77	EXPORTS	121 629	43 884	30 662
848 CLOTHING,NONTXL;HEADGEAR	22	54	38				
851 FOOTWEAR	343	560	394	012 OTHER MEAT, MEAT OFFAL	238	67	48
871 OPTICAL INSTRUMENTS,NES	6	525	371	022 MILK AND CREAM	248	56	39
872 MEDICAL INSTRUMENTS NES	393	6 790	4 801	037 FISH ETC.PRPD,PRSD,NES	7 579	3 970	2 782
873 METERS,COUNTERS,NES	58	312	218	061 SUGARS,MOLASSES,HONEY	1 805	104	69
874 MEASURE,CONTROL INSTRMNT	97	2 686	1 866	091 MARGARINE AND SHORTENING	1 919	283	201
881 PHOTOGRAPH APPAR,ETC.NES	13	76	54	112 ALCOHOLIC BEVERAGES	768	110	78
882 PHOTO.CINEMATOGRPH.SUPPL	327	323	227	122 TOBACCO, MANUFACTURED	103	156	108
884 OPTICAL GOODS NES		72	51	269 WORN CLOTHING,TEXTL.ARTL	33 006	8 623	4 655
891 ARMS AND AMMUNITION	197	173	124	232 CRUDE VEG.MATERIALS, NES	37	105	73
892 PRINTED MATTER	186	303	205	522 INORGANIC CHEM.ELEMENTS	641	43	30
893 ARTICLES,NES,OF PLASTICS	701	835	582	531 SYNTH.COLOURS,LAKES,ETC.	90	312	213
894 BABY CARRIAGE,TOYS,GAMES	29	42	30	533 PIGMENTS, PAINTS, ETC.	52	69	49
895 OFFICE,STATIONERY SUPPLS	37	512	362	541 MEDICINES,ETC.EXC.GRP542	17	251	174
898 MUSICAL INSTRUMENTS,ETC.	7	164	117	553 PERFUMERY,COSMETICS,ETC.	22	95	66
899 MISC MANUFCTRD GOODS NES	40	152	110	554 SOAP,CLEANERS,POLISH,ETC	153	57	40
941 COMPL IND PLANT CHAPT 99	2 835	2 713	1 887	575 OTH.PLASTIC,PRIMARY FORM	1 116	276	193
				592 STARCHES,INULIN,ETC.	251	115	79
TOGO				598 MISC.CHEMICAL PRDTS,NES	184	110	77
IMPORTS	6 579	2 831	1 968	600 CPL IND PLANT CHAP 69-76	90	125	86
034 FISH,FRESH,CHILLED,FROZN	70	91	62	625 RUBBER TYRES,TUBES,ETC.	26 962	2 455	1 721
036 CRUSTACEANS,MOLLUSCS ETC	41	133	93	629 ARTICLES OF RUBBER, NES	54	141	98
057 FRUIT,NUTS EXCL.OIL NUTS	789	185	130	641 PAPER AND PAPERBOARD	639	315	222
071 COFFEE,COFFEE SUBSTITUTE	2 145	955	652	642 PAPER,PAPERBOARD,CUT ETC	6 769	1 514	1 060
072 COCOA	858	215	151	652 COTTON FABRICS, WOVEN	532	1 090	770
263 COTTON	1 800	482	342	653 FABRICS,MAN-MADE FIBRES	1 268	1 544	1 069
288 NON-FERROUS WASTE,SCRAP	144	42	31	658 TEXTILE ARTICLES NES	724	47	32
292 CRUDE VEG.MATERIALS, NES	157	304	217	662 CLAY,REFRCT.CONSTR.MATRL	2 749	379	268
635 WOOD MANUFACTURES, NES	12	54	38	663 MINERAL MANUFACTURES,NES	70	69	47
896 WORKS OF ART,ANTIQUE ETC	17	47	33	679 TUBES,PIPES,ETC.IRON, STL	1 076	591	398
EXPORTS	176 659	39 190	27 333	695 TOOLS	42	149	102
011 BOVINE MEAT	230	49	35	699 MANUFACTS.BASE METAL,NES	517	331	226
022 MILK AND CREAM	3 806	590	414	700 CPL IND PLANT (84/85/87)	125	317	222
048 CEREAL PREPARATIONS	1 528	106	73	713 INTRNL COMBUS PSTN ENGIN	17	166	119
054 VEGETABLES	97	328	233	716 ROTATING ELECTRIC PLANT	137	267	186
061 SUGARS,MOLASSES,HONEY	1 184	105	74	721 AGRIC.MACHINES,EX.TRACTR	115	64	44
081 ANIMAL FEED STUFF	645	47	34	726 PRINTNG,BOOKBINDNG MACHS	11	62	44
098 EDIBLE PROD.PREPRTNS,NES	785	589	419	728 OTH.MACH,PTS,SPCL INDUST	15	97	68
112 ALCOHOLIC BEVERAGES	935	146	103	731 METAL REMOVAL WORK TOOLS	20	47	33
269 WORN CLOTHING,TEXTL.ARTL	23 827	5 000	3 509	741 HEATING,COOLNG EQUIP,PART	51	210	148
291 CRUDE ANIMAL MATERLS,NES	16	66	45	742 PUMPS FOR LIQUIDS,PARTS	14	88	63
292 CRUDE VEG.MATERIALS, NES	55	195	139	743 PUMPS NES,CENTRIFUGS ETC	1 269	1 377	945
513 CARBOXYLIC ACIDS,DERIVTS	107	47	33	744 MECHANICAL HANDLING EQUIP	42	105	74
522 INORGANIC CHEM.ELEMENTS	1 287	143	99	745 OTH.NONELEC MCH,TOOL,NES	24	205	144
541 MEDICINES,ETC.EXC.GRP542	36	336	238	747 TAPS,COCKS,VALVES,ETC.	334	359	239
542 MEDICAMENTS	139	86	139	749 NON-ELECT MACH.PARTS,ETC	193	193	134
592 STARCHES,INULIN,ETC.	1 153	165	751	751 OFFICE MACHINES	24	95	67
597 PREPRD ADDITIVES,LIQUIDS	127	66	99	752 AUTOMATC.DATA PROC.EQUIP	1	52	34
598 MISC.CHEMICAL PRDTS,NES	2 085	252	175	764 TELECOMM.EQUIP.PARTS NES	167	1 880	1 301
621 MATERIALS OF RUBBER	35	64	44	771 ELECT POWER MACHNY,PARTS	22	53	37
625 RUBBER TYRES,TUBES,ETC.	552	83	58	772 ELEC.SWITCH.RELAY.CIRCUT	21	50	31
641 PAPER AND PAPERBOARD	949	210	148	778 ELECTRIC.MACH.APPART,NES	108	134	93
642 PAPER,PAPERBOARD,CUT ETC	5 240	992	696	781 PASS.MOTOR VEHCLS.EX.BUS	21 773	7 549	5 284
653 FABRICS,MAN-MADE FIBRES	154	132	91	782 GOODS,SPCL TRANSPORT VEH	998	671	466
657 SPECIAL YARN,XTL.FABRIC	118	57	40	783 ROAD MOTOR VEHICLES NES	100	118	81
664 GLASS	1 077	131	93	784 PARTS,TRACTORS,MOTOR VEH	718	3 500	2 454
665 GLASSWARE	123	70	48	785 CYCLES,MOTORCYCLES ETC.	644	388	271
673 FLAT-ROLLED IRON ETC.	83 015	9 341	6 543	786 TRAILERS,SEMI-TRAILR,ETC	447	246	174
679 TUBES,PIPES,ETC.IRON, STL	120	143	100	813 LIGHTNG FIXTURES ETC,NES	373	335	234
684 ALUMINIUM	19	43	30	821 FURNITURE,CUSHIONS,ETC.	320	128	90
692 CONTAINERS,STORAGE,TRNSP	360	280	196	846 CLOTHING ACCESSRS,FABRIC	33	114	82
694 NAILS,SCREWS,NUTS,ETC.	112	114	80	851 FOOTWEAR	54	109	78
695 TOOLS	29	86	61	871 OPTICAL INSTRUMENTS,NES	1	68	47
696 CUTLERY	228	460	315	872 MEDICAL INSTRUMENTS NES	10	114	80
699 MANUFACTS.BASE METAL,NES	562	329	232	873 METERS,COUNTERS,NES	53	132	88
700 CPL IND PLANT (84/85/87)	16	127	89	874 MEASURE,CONTROL INSTRMNT	58	524	370
713 INTRNL COMBUS PSTN ENGIN	53	317	224	882 PHOTO.CINEMATOGRPH.SUPPL	108	80	56
723 CIVIL ENGINEERING EQUIPT	242	404	281	892 PRINTED MATTER	185	99	72
727 FOOD-PROCESS.MCH,NON DOM	53	854	601	893 ARTICLES,NES,OF PLASTICS	33	68	49
741 HEATING,COOLNG EQUIP,PART	5	49	31	895 OFFICE,STATIONERY SUPPLS	55	109	77
742 PUMPS FOR LIQUIDS,PARTS	98	144	103	897 GOLD,SILVERWARE,JEWEL NES	54	54	37
743 PUMPS NES,CENTRIFUGS ETC	14	178	118				
745 OTH.NONELEC MCH,TOOL,NES	29	386	271	IMPORTS	45 889 124	989 973	689 028
748 TRANSMISSIONS SHAFTS ETC	20	181	127	034 FISH,FRESH,CHILLED,FROZN	283	498	346
749 NON-ELECT MACH.PARTS,ETC	118	118	85	036 CRUSTACEANS,MOLLUSCS ETC	1 970	2 981	2 085
751 OFFICE MACHINES	15	66	38	054 VEGETABLES	4 475	130	92
752 AUTOMATC.DATA PROC.EQUIP	18	3 218	2 167	057 FRUIT,NUTS EXCL.OIL NUTS	377	61	44
764 TELECOMM.EQUIP.PARTS NES	6	84	58	071 COFFEE,COFFEE SUBSTITUTE	359	128	89
772 ELEC.SWITCH.RELAY.CIRCUT	180	719	484	072 COCOA	196 661	42 269	29 689
773 ELECTR DISTRIB EQPT NES	69	87	60	075 SPICES	605	118	146
778 ELECTRIC.MACH.APPART,NES	54	113	79	081 ANIMAL FEED STUFF	15 256	223	161
781 PASS.MOTOR VEHCLS.EX.BUS	8 144	3 325	2 330	231 NATURAL RUBBER, ETC.	26 227	5 392	3 788
782 GOODS,SPCL TRANSPORT VEH	4 134	463	320	245 FUEL WOOD, WOOD CHARCOAL	9 843	628	438
783 ROAD MOTOR VEHICLES NES	630	100	70	248 WOOD, SIMPLY WORKED	11 209	524	373
784 PARTS,TRACTORS,MOTOR VEH	812	4 280	2 987	273 STONE, SAND AND GRAVEL	1 724	80	57
813 LIGHTNG FIXTURES ETC,NES	60	158	112	287 ORE,CONCENTR.BASE METALS	7 994	3 006	2 111
841 MENS,BOYS CLOTHING,X-KNIT	116	182	128	288 NON-FERROUS WASTE,SCRAP	6 105	1 679	1 174
872 MEDICAL INSTRUMENTS NES	11	93	66	291 CRUDE ANIMAL MATERLS,NES	2 580	175	123
874 MEASURE,CONTROL INSTRMNT	44	237	169	292 CRUDE VEG.MATERIALS, NES	15 332	4 685	3 324
882 PHOTO.CINEMATOGRPH.SUPPL	37	63	43	325 COKE,SEMI-COKE,RET.CARBN	135 497	1 425	949
892 PRINTED MATTER	414	723	505	333 PETROLEUM OILS, CRUDE	45 407 749	907 672	631 356
895 OFFICE,STATIONERY SUPPLS	32	82	53	422 FIXED VEG.FAT,OILS,OTHER	13 503	1 492	1 001
				512 ALCOHOL,PHENOL,ETC.DERIV	16 671	2 434	1 719
BENIN				611 LEATHER	42	131	92
IMPORTS	122 174	5 870	4 058	634 VENEERS, PLYWOOD, ETC.	1 922	187	134
057 FRUIT,NUTS EXCL.OIL NUTS	769	253	175	651 TEXTILE YARN	6 207	2 708	1 890
071 COFFEE,COFFEE SUBSTITUTE	478	181	124	652 COTTON FABRICS, WOVEN	657	345	245
248 WOOD, SIMPLY WORKED	679	146	102	657 PEARLS,PRECIOUS STONES	139	4 613	3 243
263 COTTON	2 436	790	563	682 COPPER	214	77	54
334 PETROLEUM PRODUCTS	115 578	2 760	1 916	689 MISC.NON-FERR.BASE METAL	474	178	119
635 WOOD MANUFACTURES, NES	12	158	112	691 METALLIC STRUCTURES NES	135	46	33
				718 ROTATING ELECTRIC PLANT	24	158	110
				725 PAPER,PULP MILL MACHINES	600	407	293
				726 PRINTNG,BOOKBINDNG MACHS	63	45	31

7 IMPORTS AND EXPORTS (SPECIAL TRADE) BY COUNTRIES OF PRODUCTION AND CONSUMPTION AND BY GROUPS OF THE SITC-REV. III 1995

GROUP DESCRIPTION	DT = 100 KG	1 000 DM	1 000 \$	GROUP DESCRIPTION	DT = 100 KG	1 000 DM	1 000 \$
742 PUMPS FOR LIQUIDS,PARTS	40	269	177	711 STEAM GENER. BOILERS, ETC.	625	5 343	3 661
743 PUMPS NES, CENTRIFUGS ETC	42	268	178	712 STEAM TURBINES	98	59	43
764 TELECOMM. EQUIP. PARTS NES	20	450	309	713 INTRNL COMBUS PSTN ENGIN	3 711	6 952	4 875
874 MEASURE, CONTROL INSTRMNT	18	276	183	714 ENGINES, MOTORS NON-ELECT	3	699	489
899 MISC MANUFCTRD GOODS NES	72	260	183	716 ROTATING ELECTRIC PLANT	2 204	7 658	5 432
EXPORTS	2 782 007	819 521	573 565	718 OTH. POWR. GENRTNG. MACHNRY	239	1 536	1 082
011 BOVINE MEAT	377	323	225	721 AGRIC. MACHINES, EX. TRACTR	232	479	325
012 OTHER MEAT, MEAT OFFAL	435	182	133	723 CIVIL ENGINEERING EQUIPT	8 178	8 473	5 964
017 MEAT, OFFL, PRPD, PRSVD, NES	139	111	77	724 TEXTILE, LEATHER MACHINES	3 610	15 870	11 117
022 MILK AND CREAM	27 965	5 053	3 532	725 PAPER, PULP MILL MACHINES	130	981	689
023 BUTTER, OTHER FAT OF MILK	231	89	64	726 PRINTNG, BOOKBINDNG MACHS	852	5 832	4 081
024 CHEESE AND CURD	81	76	48	727 FOOD-PROCESS. MCH. NON DOM	333	1 824	1 269
034 FISH, FRESH, CHILLED, FROZN	64 185	3 674	2 532	728 OTH. MACH. PTS, SPCL INDUST	5 098	16 252	11 088
048 CEREAL PREPARATIONS	163	47	35	731 METAL REMOVAL WORK TOOLS	416	691	484
054 VEGETABLES	98	170	118	733 MACH-TOOLS, METAL-WORKING	241	299	210
059 FRUIT, VEGETABLE JUICES	607	61	45	735 PARTS, NES, FOR MACH-TOOLS	59	700	492
061 SUGARS, MOLASSES, HONEY	32 105	1 994	1 385	737 METALWORKING MACHNRY NES	148	1 268	899
062 SUGAR CONFECTIONERY	2 353	359	251	741 HEATING, COOLING EQUIP, PART	4 242	9 653	6 760
081 ANIMAL FEED STUFF	1 251	231	160	742 PUMPS FOR LIQUIDS, PARTS	1 039	7 040	4 965
098 EDIBLE PROD. PREPRTNS, NES	1 065	415	290	743 PUMPS NES, CENTRIFUGS ETC	2 555	5 020	3 493
111 NON-ALCOHOL. BEVERAGE, NES	3 772	399	284	744 MECHANICAL HANDLING EQUIP	1 978	2 600	1 834
112 ALCOHOLIC BEVERAGES	3 677	849	589	745 OTH. NONELEC MCH, TOOL, NES	1 180	12 458	8 597
232 SYNTHETIC RUBBER, ETC.	6 403	1 913	1 311	746 BALL OR ROLLER BEARINGS	400	1 759	1 220
248 WOOD, SIMPLY WORKED	710	56	40	747 TAPS, COCKS, VALVES, ETC.	617	2 011	1 405
266 SYNTHETIC FIBRES	656	185	126	748 TRANSMISSIONS SHAFTS ETC	1 191	4 978	3 495
269 WORN CLOTHING, TEXTL. ARTL	10 757	2 531	1 767	749 NON-ELECT MACH. PARTS, ETC	202	3 966	2 767
273 STONE, SAND AND GRAVEL	21 749	94	69	751 OFFICE MACHINES	382	13 670	9 587
274 SULPHUR, UNRSTD, IRON PYRS	1 831	104	70	752 AUTOMATC. DATA PROC. EQUIP	70	1 359	948
278 OTHER CRUDE MINERALS	11 275	154	105	759 PARTS, FOR OFFICE MACHINS	8	238	166
282 FERROUS WASTE AND SCRAP	7 069	178	121	761 TELEVISION RECEIVERS ETC	8	54	37
292 CRUDE VEG. MATERIALS, NES	20 445	879	616	764 TELECOMM. EQUIP. PARTS NES	382	22 526	15 769
334 PETROLEUM PRODUCTS	20 828	2 529	1 792	771 ELECT POWER MACHNRY, PARTS	2 178	2 402	1 683
335 RESIDUAL PETROL. PRODUCTS	83 770	8 054	5 589	772 ELEC. SWITCH, RELAY, CIRCUIT	1 842	17 483	12 424
431 ANIMAL, VEG. FATS, OILS, NES	4 355	699	489	773 ELECTR. DISTRIBUT. EQPT NES	7 284	6 258	4 427
511 HYDROCARBONS, NES, DERIVTS	4 510	800	565	774 ELECTRO-MEDCL. XRAY EQUIP	89	325	229
512 ALCOHOL, PHENOL, ETC. DERIV	23 091	5 537	3 853	775 DOM. ELEC. NON-ELEC. EQUIPT	779	496	348
513 CARBOXYLIC ACIDS, DERIVTS	6 209	1 588	1 088	776 TRANSISTORS, VALVES, ETC.	1	136	97
514 NITROGEN-FUNCT. COMPOUNDS	30 696	12 965	9 065	778 ELECTRIC. MACH. APPART. NES	5 744	8 612	5 978
515 ORGANO-INORGANIC COMPNDS	1 754	3 540	2 482	781 PASS. MOTOR VEHCLS. EX. BUS	26 272	24 630	17 165
516 OTHER ORGANIC CHEMICALS	3 121	1 243	875	782 GOODS, SPCL TRANSPORT VEH	30 435	16 628	11 560
522 INORGANIC CHEM. ELEMENTS	43 578	3 864	2 695	783 ROAD MOTOR VEHICLES NES	3 735	6 066	4 085
523 METAL. SALTS, INORGAN. ACID	48 516	5 135	3 564	784 PARTS, TRACTORS, MOTOR VEH	16 934	41 572	29 050
524 OTHER CHEMICAL COMPOUNDS	230	63	45	785 CYCLES, MOTORCYCLES ETC.	135	298	209
531 SYNTH. COLOURS, LAKES, ETC.	2 911	10 294	7 236	786 TRAILERS, SEMI-TRAIL, ETC	2 224	1 130	770
532 DYEING, TANNING MATERIALS	2 279	374	255	791 RAILWAY VEHICLES, EQUIPNT	2 771	1 071	776
533 PIGMENTS, PAINTS, ETC.	13 051	11 479	7 984	792 AIRCRAFT, ASSCTD. EQUIPNT	61	1 581	1 111
541 MEDICINES, ETC. EXC. GRP542	1 085	3 936	2 769	793 SHIP, BOAT, FLOAT, STRUCTRS	16 920	2 324	1 639
542 MEDICAMENTS	1 061	3 011	2 087	812 PLUMBNG, SANITRY, EQPT, ETC	35	150	107
551 ESSNTL. OIL, PERFUME, FLAVR	4 312	4 755	3 330	813 LIGHTNG. FIXTURES ETC. NES	1 582	2 212	1 532
553 PERFUMERY, COSMETICS, ETC.	307	297	207	821 FURNITURE, CUSHIONS, ETC.	1 059	1 677	1 180
554 SOAP, CLEANERS, POLISH, ETC	4 259	1 446	1 011	831 TRUNK, SUIT-CASES, BAG, ETC	15	56	39
562 FERTILIZER, EXCEPT GRP272	8 528	187	126	841 MENS, BOYS CLOTHNG, X-KNIT	21	254	174
571 POLYMERS OF ETHYLENE	72 295	8 497	5 978	848 CLOTHING, NONXTL; HEADGEAR	90	178	123
572 POLYMERS OF STYRENE	1 574	501	351	851 FOOTWEAR	128	717	505
573 POLYMERS, VINYL CHLORIDE	4 783	1 146	808	871 OPTICAL INSTRUMENTS, NES	2	209	146
574 POLYACETAL, POLYCARBONATE	16 680	4 294	3 035	872 MEDICAL INSTRUMENTS NES	1 421	1 864	1 305
575 OTH. PLASTIC, PRIMARY FORM	20 543	7 811	5 518	873 METERS, COUNTERS, NES	26	192	134
581 PLASTIC TUBE, PIPE, HOSE	3 535	3 000	2 091	874 MEASURE, CONTROL INSTRMNT	211	5 925	4 156
582 PLASTIC PLATE, SHEETS, ETC	5 163	2 505	1 750	881 PHOTOGRAPH APPAR. ETC. NES	12	126	88
583 MONOFILAMENT OF PLASTICS	441	231	164	882 PHOTO. CINEMATOGRPH. SUPPL	4 871	8 481	5 843
591 INSECTICIDES, ETC.	2 032	1 507	1 060	884 OPTICAL GOODS NES	1	84	57
592 STARCHES, INULIN, ETC.	2 928	1 005	696	885 WATCHES AND CLOCKS	5	139	102
593 EXPLOSIVES, PYROTECHNICS	6 067	5 743	3 967	891 ARMS AND AMMUNITION	2	112	77
597 PREPND ADDITIVES, LIQUIDS	32 119	10 017	7 055	892 PRINTED MATTER	722	2 026	1 407
598 MISC. CHEMICAL PRODS. NES	19 087	8 652	6 075	893 ARTICLES, NES, OF PLASTICS	1 347	1 829	1 281
600 CPL IND PLANT CHAP 69-76	126 372	69 471	48 751	894 BABY CARRIAGE, TOYS, GAMES	240	320	224
621 MATERIALS OF RUBBER	639	794	559	895 OFFICE, STATIONERY SUPPLS	313	1 808	1 262
625 RUBBER TYRES, TUBES, ETC.	27 808	9 000	6 290	898 MUSICAL INSTRUMENTS, ETC.	80	345	240
629 ARTICLES OF RUBBER, NES	491	940	659	899 MISC MANUFCTRD GOODS NES	309	1 082	767
634 VENEERS, PLYWOOD, ETC.	6 109	839	589	941 COMPL IND PLANT CHAPT 99	19 185	16 914	11 824
635 WOOD MANUFACTURES, NES	1 278	517	369	CAMEROON			
641 PAPER AND PAPERBOARD	121 348	15 903	11 151	IMPORTS	2 977 874	160 085	111 731
642 PAPER, PAPERBOARD, CUT ETC	3 659	1 676	1 177	001 LIVE ANIMALS	4	214	147
651 TEXTILE YARN	61	105	72	034 FISH, FRESH, CHILLED, FROZN	2	94	65
652 COTTON FABRICS, WOVEN	262	276	191	067 FRUIT, NUTS EXCL. OIL NUTS	11 053	2 247	1 569
653 FABRICS, MAN-MADE FIBRES	2 064	1 628	1 148	071 COFFEE, COFFEE SUBSTITUTE	62 134	26 738	18 762
654 OTH. TEXTILE FABRIC, WOVEN	66	105	74	072 COCOA	44 445	12 042	8 407
655 KNIT, CROCHET, FABRIC NES	36	82	43	231 NATURAL RUBBER, ETC.	110 815	25 251	17 706
657 SPECIAL YARN, TXTL. FABRIC	307	481	337	247 WOOD ROUGH, ROUGH SQUARED	554 199	36 855	25 787
658 TEXTILE ARTICLES NES	46	48	34	248 WOOD, SIMPLY WORKED	55 571	5 856	4 018
659 FLOOR COVERINGS, ETC.	45	90	64	263 COTTON	4 498	1 171	805
661 LIME, CEMENT, CONSTR. MATRL	721 337	9 663	6 772	288 NON-FERROUS WASTE, SCRAP	347	61	41
662 CLAY, REFRCT. CONSTR. MATRL	21 128	4 122	2 927	292 CRUDE VEG. MATERIALS, NES	1 221	385	271
663 MINERAL MANUFACTURES, NES	6 759	2 510	1 754	333 PETROLEUM OILS, CRUDE	2 089 569	36 278	25 058
664 GLASS	9 082	1 630	1 162	634 VENEERS, PLYWOOD, ETC.	6 958	1 524	1 057
665 GLASSWARE	358	267	187	652 COTTON FABRICS, WOVEN	69	50	36
666 PEARLS, PRECIOUS STONES	2	73	53	684 ALUMINIUM	36 753	9 848	6 951
672 INGOTS ETC. IRON OR STEEL	9 977	457	313	714 ENGINES, MOTORS NON-ELECT	4	888	639
673 FLAT-ROLLED IRON ETC.	582 571	66 600	46 730	728 OTH. MACH. PTS, SPCL INDUST	36	86	61
674 FLAT-ROLLED PLATED IRON	7 744	1 144	802	781 PASS. MOTOR VEHCLS. EX. BUS	18	44	31
675 FLAT-ROLLED, ALLOY STEEL	349	107	75	898 MUSICAL INSTRUMENTS, ETC.	35	54	38
676 IRON, STL, BAR, SHAPES, ETC.	37 454	3 144	2 170	EXPORTS	278 784	84 114	58 629
677 RAILWAY TRACK IRON, STEEL	1 703	703	501	034 FISH, FRESH, CHILLED, FROZN	6 691	345	250
678 WIRE OF IRON OR STEEL	4 252	820	573	037 FISH ETC. PREPND, PRSVD, NES	1 269	668	462
679 TUBES, PIPES, ETC. IRON, STL	129 555	17 381	12 183	041 WHEAT, MESLIN, UNMILLED	75 000	1 967	1 380
682 COPPER	1 425	1 204	846	048 CEREAL PREPARATIONS	18 412	1 121	790
684 ALUMINIUM	4 202	4 274	2 997	054 VEGETABLES	624	732	505
691 METALLIC STRUCTURES NES	4 135	1 564	1 082	061 SUGARS, MOLASSES, HONEY	1 361	65	44
692 CONTAINERS, STORAGE, TRNSP	5 448	1 504	1 047	112 ALCOHOLIC BEVERAGES	513	82	58
693 WIRE PRODUCTS EXCL. ELECT	5 641	862	609	122 TOBACCO, MANUFACTURED	117	118	83
694 NAILS, SCREWS, NUTS, ETC.	2 165	1 002	703	269 WORN CLOTHING, TEXTL. ARTL	26 844	10 123	7 077
695 TOOLS	3 320	5 661	3 942	278 OTHER CRUDE MINERALS	39 785	654	450
696 CUTLERY	433	1 003	696	292 CRUDE VEG. MATERIALS, NES	173	615	428
697 HOUSEHOLD EQUIPMENT, NES	33	53	38				
699 MANUFACT. BASE METAL, NES	11 153	4 674	3 245				
700 CPL IND PLANT (84/85/87)	26 123	75 381	53 238				

7 IMPORTS AND EXPORTS (SPECIAL TRADE) BY COUNTRIES OF PRODUCTION AND CONSUMPTION AND BY GROUPS OF THE SITC-REV. III 1995

GROUP DESCRIPTION	DT = 100 KG	1 000 DM	1 000 \$	GROUP DESCRIPTION	DT = 100 KG	1 000 DM	1 000 \$
431 ANIMAL, VEG. FATS, OILS, NES	1 139	155	110	EXPORTS	10 180	11 649	8 178
511 HYDROCARBONS, NES, DERIVTS	2 902	311	217				
512 ALCOHOL, PHENOL, ETC. DERIV	1 303	451	320	022 MILK AND CREAM	300	114	81
513 CARBOXYLIC ACIDS, DERIVTS	1 253	190	131	071 COFFEE, COFFEE SUBSTITUTE	20	58	40
514 NITROGEN-FUNCT. COMPOUNDS	113	79	53	269 WORN CLOTHING, TEXTL. ARTL	143	50	36
516 OTHER ORGANIC CHEMICALS	44	46	33	292 CRUDE VEG. MATERIALS, NES	92	132	89
522 INORGANIC CHEM. ELEMENTS	2 652	428	297	523 METAL. SALTS, INORGAN. ACID	2 900	123	86
523 METAL. SALTS, INORGAN. ACID	2 009	131	89	533 PIGMENTS, PAINTS, ETC.	225	282	197
531 SYNTH. COLOURS, LAKES, ETC.	296	1 154	804	575 OTH. PLASTIC, PRIMARY FORM	188	52	34
532 DYEING, TANNING MATERIALS	400	54	37	582 PLASTIC PLATE, SHEETS, ETC	153	84	56
533 PIGMENTS, PAINTS, ETC.	319	262	177	592 STARCHES, INULIN, ETC.	632	178	127
541 MEDICINES, ETC. EXC. GRP 542	14	359	256	598 MISC. CHEMICAL PRODS. NES	490	240	169
542 MEDICAMENTS	138	136	92	641 PAPER AND PAPERBOARD	310	69	49
554 SOAP, CLEANERS, POLISH, ETC	1 004	484	338	673 FLAT-ROLLED IRON ETC.	323	80	58
571 POLYMERS OF ETHYLENE	1 771	389	273	684 ALUMINIUM	44	85	56
572 POLYMERS OF STYRENE	256	59	41	699 MANUFACTS. BASE METAL, NES	61	46	30
575 OTH. PLASTIC, PRIMARY FORM	1 567	588	412	726 PRINTNG, BOOKBINDNG MACHS	50	185	131
581 PLASTIC TUBE, PIPE, HOSE	94	52	35	728 OTH. MACH. PTS, SPCL INDUST	24	197	137
582 PLASTIC PLATE, SHEETS, ETC	120	110	79	731 METAL REMOVAL WORK TOOLS	577	2 776	1 972
591 INSECTICIDES, ETC.	465	589	402	735 PARTS, NES, FOR MACH-TOOLS	41	87	60
592 STARCHES, INULIN, ETC.	1 415	592	417	745 OTH. NONELEC MCH, TOOL, NES	19	200	138
593 EXPLOSIVES, PYROTECHNICS	150	127	83	749 NON-ELECT MACH. PARTS, ETC		45	32
597 PREPRD ADDITIVES, LIQUIDS	1 137	339	237	751 OFFICE MACHINES	32	120	85
598 MISC. CHEMICAL PRODS. NES	1 604	1 153	810	752 AUTOMATC. DATA PROC. EQUIP	6	54	39
625 RUBBER TYRES, TUBES, ETC.	8 101	1 840	1 287	759 PARTS, FOR OFFICE MACHINS	4	64	44
629 ARTICLES OF RUBBER, NES	75	321	220	772 ELEC. SWITCH, RELAY, CIRCUIT	4	47	32
635 WOOD MANUFACTURES, NES	27	64	45	773 ELECTRIC DISTRIB. EQPT NES	322	1 663	1 163
641 PAPER AND PAPERBOARD	1 973	528	367	778 ELECTRIC MACH. APPART. NES	9	46	32
642 PAPER, PAPERBOARD, CUT ETC	528	160	111	781 PASS. MOTOR VEHCLS. EX. BUS	137	578	411
651 TEXTILE YARN	37	44	31	782 GOODS, SPCL TRANSPORT VEH	685	1 384	977
652 COTTON FABRICS, WOVEN	29	148	106	784 PARTS, TRACTORS, MOTOR VEH	448	795	547
653 FABRICS, MAN-MADE FIBRES	55	60	43	793 SHIP, BOAT, FLOAT. STRUCTRS	15	44	32
657 SPECIAL YARN, TEXTL. FABRIC	305	228	159	841 MENS, BOYS CLOTHING, X-KNIT	14	152	106
661 LIME, CEMENT, CONSTR. MATRL	737	70	48	892 PRINTED MATTER	93	59	41
662 CLAY, REFRCT. CONSTR. MATRL	1 280	157	111	898 MUSICAL INSTRUMENTS, ETC.	11	44	31
663 MINERAL MANUFACTURES, NES	396	366	250	941 COMPL IND PLANT CHAPT 89	61	324	233
671 PIG IRON, SPIEGELEISEN, ETC	3 990	136	95				
672 INGOTS ETC. IRON OR STEEL	6 035	478	340	EQUAT GUINEA			
673 FLAT-ROLLED IRON ETC.	7 959	947	665				
674 FLAT-ROLLED PLATED IRON	1 775	136	92	IMPORTS	107 717	5 102	3 586
679 TUBES, PIPES, ETC. IRON, STL	10 340	1 481	1 044				
684 ALUMINIUM	441	929	649	057 FRUIT, NUTS EXCL. OIL NUTS	389	73	51
693 WIRE PRODUCTS EXCL. ELECT	214	56	39	247 WOOD ROUGH, ROUGH SQUARED	106 481	4 966	3 490
694 NAILS, SCREWS, NUTS, ETC.	35	110	69	248 WOOD, SIMPLY WORKED	547	46	33
695 TOOLS	196	480	337				
699 MANUFACTS. BASE METAL, NES	283	365	257	EXPORTS	3 583	1 187	828
712 STEAM TURBINES	1	62	43				
713 INTRNL COMBUS PSTN ENGIN	163	454	315	037 FISH ETC. PREPRD, PRSVD. NES	649	345	239
714 ENGINES, MOTORS NON-ELECT	8	1 312	926	781 PASS. MOTOR VEHCLS. EX. BUS	14	57	38
716 ROTATING ELECTRIC PLANT	204	193	134	782 GOODS, SPCL TRANSPORT VEH	120	183	127
721 AGRIC. MACHINES, EX. TRACTR	107	110	75	784 PARTS, TRACTORS, MOTOR VEH	78	83	59
723 CIVIL ENGINEERING EQUIPT	3 752	4 373	2 947	786 TRAILERS, SEMI-TRAILR, ETC	250	239	169
724 TEXTILE, LEATHER MACHINES	67	517	365	892 PRINTED MATTER	15	43	30
725 PAPER, PULP MILL MACHINES	21	78	53				
726 PRINTNG, BOOKBINDNG MACHS	28	209	141	S TOME PRINC			
727 FOOD-PROCESS. MCH. NON DOM	37	352	247				
728 OTH. MACH. PTS, SPCL INDUST	2 073	1 502	1 048	IMPORTS	5 577	1 923	1 366
731 METAL REMOVAL WORK TOOLS	34	81	57				
733 MACH-TOOLS, METAL-WORKING	340	89	62	072 COCOA	5 533	1 142	808
735 PARTS, NES, FOR MACH-TOOLS	13	125	90	654 OTH. TEXTILE FABRIC, WOVEN	12	774	553
741 HEATING, COOLNG EQUIP. PART	123	437	301				
742 PUMPS FOR LIQUIDS, PARTS	85	277	194	EXPORTS	11 013	1 797	1 264
743 PUMPS NES, CENTRIFUGS ETC	145	599	413				
744 MECHANICAL HANDLING EQUIP	576	506	352	022 MILK AND CREAM	500	190	134
745 OTH. NONELEC MCH, TOOL, NES	73	838	582	037 FISH ETC. PREPRD, PRSVD. NES	1 101	577	408
746 BALL OR ROLLER BEARINGS	45	111	75	061 SUGARS, MOLASSES, HONEY	8 838	472	338
747 TAPS, COCKS, VALVES, ETC.	11	135	91	781 PASS. MOTOR VEHCLS. EX. BUS	42	70	50
748 TRANSMISSIONS SHAFTS ETC	28	257	178	783 ROAD MOTOR VEHICLES NES	17	65	46
749 NON-ELECT MACH. PARTS, ETC	11	410	288				
751 OFFICE MACHINES	52	165	116	GABON			
752 AUTOMATC. DATA PROC. EQUIP	29	463	325				
759 PARTS, FOR OFFICE MACHINS	3	72	52	IMPORTS	2 166 336	47 163	33 463
764 TELECOMM. EQUIP. PARTS NES	300	1 703	1 182				
772 ELEC. SWITCH, RELAY, CIRCUIT	268	1 844	1 308	034 FISH, FRESH, CHILLED, FROZN		85	58
773 ELECTRIC DISTRIB. EQPT NES	902	1 354	965	071 COFFEE, COFFEE SUBSTITUTE	198	72	49
774 ELECTRO-MEDCL. XRAY EQUIP	9	156	109	231 NATURAL RUBBER, ETC.	404	83	55
778 ELECTRIC MACH. APPART. NES	765	1 002	698	247 WOOD ROUGH, ROUGH SQUARED	184 175	11 626	8 093
781 PASS. MOTOR VEHCLS. EX. BUS	1 767	3 322	2 336	333 PETROLEUM OILS, CRUDE	1 980 880	34 786	24 856
782 GOODS, SPCL TRANSPORT VEH	9 397	11 755	8 146	723 CIVIL ENGINEERING EQUIPT	420	150	98
783 ROAD MOTOR VEHICLES NES	366	317	220	971 GOLD, NONMONTY EXCL ORES		44	30
784 PARTS, TRACTORS, MOTOR VEH	3 248	4 107	2 869				
786 TRAILERS, SEMI-TRAILR, ETC	13 541	6 766	4 751	EXPORTS	124 045	31 461	21 885
791 RAILWAY VEHICLES, EQUIPNT	10	151	102				
872 MEDICAL INSTRUMENTS NES	31	163	117	011 BOVINE MEAT	676	112	77
873 METERS, COUNTERS, NES	121	102	70	012 OTHER MEAT, MEAT OFFAL	358	87	60
874 MEASURE, CONTROL INSTRMNT	39	669	461	022 MILK AND CREAM	522	77	53
882 PHOTO. CINEMATOGRPH. SUPPL	151	116	77	054 VEGETABLES	146	231	163
892 PRINTED MATTER	213	399	284	269 WORN CLOTHING, TEXTL. ARTL	704	232	164
893 ARTICLES, NES, OF PLASTICS	233	242	167	278 OTHER CRUDE MINERALS	23 964	618	428
894 BABY CARRIAGE, TOYS, GAMES	19	44	32	292 CRUDE VEG. MATERIALS, NES	27	112	79
895 OFFICE, STATIONERY SUPPLS	50	153	103	511 HYDROCARBONS, NES, DERIVTS	407	48	33
896 WORKS OF ART, ANTIQUE ETC	1	86	60	513 CARBOXYLIC ACIDS, DERIVTS	476	58	41
				514 NITROGEN-FUNCT. COMPOUNDS	401	159	113
CENT AFR REP				522 INORGANIC CHEM. ELEMENTS	2 781	82	60
IMPORTS	18 761	8 077	4 246	523 METAL. SALTS, INORGAN. ACID	1 508	58	41
057 FRUIT, NUTS EXCL. OIL NUTS	499	190	132	554 SOAP, CLEANERS, POLISH, ETC	115	53	37
071 COFFEE, COFFEE SUBSTITUTE	4 725	1 888	1 324	574 POLYACETAL, POLYCARBONATE	984	392	265
247 WOOD ROUGH, ROUGH SQUARED	1 830	215	154	575 OTH. PLASTIC, PRIMARY FORM	285	64	44
248 WOOD, SIMPLY WORKED	480	97	66	582 PLASTIC PLATE, SHEETS, ETC	129	99	68
263 COTTON	7 892	2 060	1 443	591 INSECTICIDES, ETC.	42	88	62
292 CRUDE VEG. MATERIALS, NES	321	1 020	708	592 STARCHES, INULIN, ETC.	540	249	175
431 ANIMAL, VEG. FATS, OILS, NES	528	426	295	598 MISC. CHEMICAL PRODS. NES	1 369	152	108
893 ARTICLES, NES, OF PLASTICS	154	75	49	621 MATERIALS OF RUBBER	34	59	41
				625 RUBBER TYRES, TUBES, ETC.	1 292	288	205
				629 ARTICLES OF RUBBER, NES	33	137	89
				641 PAPER AND PAPERBOARD	131	96	69
				651 TEXTILE YARN	60	103	70
				652 COTTON FABRICS, WOVEN	14	91	64

7 IMPORTS AND EXPORTS (SPECIAL TRADE) BY COUNTRIES OF PRODUCTION AND CONSUMPTION AND BY GROUPS OF THE SITC-REV. III 1995

GROUP DESCRIPTION	DT = 100 KG	1 000 DM	1 000 \$	GROUP DESCRIPTION	DT = 100 KG	1 000 DM	1 000 \$
653 FABRICS,MAN-MADE FIBRES	255	244	169	746 BALL OR ROLLER BEARINGS	7	46	32
661 LIME,CEMENT,CONSTR.MATRL	60 015	1 037	728	747 TAPS,COCKS,VALVES,ETC.	122	174	122
662 CLAY,REFRCT.CONSTR.MATRL	4 117	503	337	748 TRANSMISSIONS SHAFTS ETC	19	91	61
663 MINERAL MANUFACTURES,NES	151	193	130	749 NON-ELECT MACH.PARTS,ETC		121	85
673 FLAT-ROLLED IRON ETC.	1 695	254	174	752 AUTOMATC.DATA PROC.EQUIP	13	219	155
679 TUBES,PIPES,ETC.IRON,STL	8 041	933	659	764 TELECOMM.EQUIP.PARTS NES	2	146	98
684 ALUMINIUM	145	323	227	772 ELEC.SWITCH.RELAY.CIRCUT	10	158	114
691 METALLIC STRUCTURES NES	246	86	61	773 ELECTR.DISTRIB.EQPT NES	145	116	82
693 WIRE PRODUCTS EXCL.ELECT	246	114	79	778 ELECTRIC.MACH.APPART.NES	199	270	189
694 NAILS,SCREWS,NUTS,ETC.	28	99	71	781 PASS.MOTOR VEHCLS.EX.BUS	209	457	323
695 TOOLS	33	192	135	782 GOODS,SPCL TRANSPORT VEH	1 656	2 589	1 826
699 MANUFACTS.BASE METAL,NES	398	607	421	784 PARTS,TRACTORS,MOTOR VEH	398	1 148	781
713 INTRNL COMBUS PSTN ENGIN	77	391	276	786 TRAILERS,SEMI-TRAIL,ETC	413	344	242
714 ENGINES,MOTORS NON-ELECT	2	485	317	874 MEASURE,CONTROL INSTRMNT	9	208	137
718 OTH.POWR.GENRTNG.MACHNRY	59	381	261	892 PRINTED MATTER	175	303	212
723 CIVIL ENGINEERING EQUIPT	81	327	233	893 ARTICLES,NES,OF PLASTICS	159	207	142
728 OTH.MACH.PTS,SPCL INDUST	73	573	407				
742 PUMPS FOR LIQUIDS,PARTS	32	660	460	ZAIRE			
743 PUMPS NES,CENTRIFUGS ETC	54	218	150	IMPORTS	268 277	93 155	65 237
744 MECHANICAL HANDLING EQUIP	87	266	184				
745 OTH.NONELEC MCH,TOOL,NES	413	2 704	1 907	001 LIVE ANIMALS	9	267	186
746 BALL OR ROLLER BEARINGS	121	261	177	034 FISH,FRESH,CHILLED,FROZN	12	364	253
747 TAPS,COCKS,VALVES,ETC.	167	957	666	057 FRUIT,NUTS EXCL.OIL NUTS	117	46	35
748 TRANSMISSIONS SHAFTS ETC	42	153	104	071 COFFEE,COFFEE SUBSTITUTE	45 021	22 150	15 554
749 NON-ELECT MACH.PARTS,ETC	4	236	164	074 TEA AND MATE	1 428	673	472
751 OFFICE MACHINES	90	293	204	121 TOBACCO, UNMANUFACTURED	6 659	1 832	1 301
752 AUTOMATC.DATA PROC.EQUIP	7	770	520	231 NATURAL RUBBER, ETC.	14 906	2 972	2 101
764 TELECOMM.EQUIP.PARTS NES	17	228	156	247 WOOD ROUGH,ROUGH SQUARED	122 447	9 201	6 374
772 ELEC.SWITCH.RELAY.CIRCUT	4	108	70	248 WOOD, SIMPLY WORKED	26 576	3 682	2 581
773 ELECTR.DISTRIB.EQPT NES	1 220	1 202	833	277 NATURAL ABRASIVES, NES		1 428	953
778 ELECTRIC.MACH.APPART.NES	68	354	250	283 COPPER ORES,CONCENTRATES	200	56	39
781 PASS.MOTOR VEHCLS.EX.BUS	726	1 223	856	287 ORE,CONCENTR.BASE METALS	606	876	608
782 GOODS,SPCL TRANSPORT VEH	4 057	5 390	3 758	288 NON-FERROUS WASTE,SCRAP	5 130	945	658
783 ROAD MOTOR VEHICLES NES	734	873	617	292 CRUDE VEG.MATERIALS, NES	14 526	14 270	9 966
784 PARTS,TRACTORS,MOTOR VEH	853	1 787	1 240	422 FIXED VEG.FAT,OILS,OTHER	8 313	835	600
786 TRAILERS,SEMI-TRAIL,ETC	1 181	962	672	516 OTHER ORGANIC CHEMICALS	41	322	222
791 RAILWAY VEHICLES.EQUIPNT	60	131	88	522 INORGANIC CHEM.ELEMENTS	102	917	635
813 LIGHTING FIXTURES,ETC.NES	17	66	45	634 VENEERS, PLYWOOD, ETC.	11 424	2 870	2 008
872 MEDICAL INSTRUMENTS NES	8	82	57	667 PEARLS,PRECIOUS STONES	55	175	119
874 MEASURE,CONTROL INSTRMNT	18	414	279	682 COPPER	7 033	2 897	2 092
893 ARTICLES,NES,OF PLASTICS	98	302	210	689 MISC.NON-FERR.BASE METAL	3 020	25 220	17 671
895 OFFICE,STATIONERY SUPPLS	75	294	202	699 MANUFACTS.BASE METAL,NES	20	178	122
				713 INTRNL COMBUS PSTN ENGIN	5	428	304
CONGO							
IMPORTS	497 995	31 769	22 032	EXPORTS	195 071	98 910	69 243
036 CRUSTACEANS,MOLLUSCS ETC	29	54	38	011 BOVINE MEAT	9 293	1 043	735
071 COFFEE,COFFEE SUBSTITUTE	325	105	70	022 MILK AND CREAM	7 060	1 179	846
247 WOOD ROUGH,ROUGH SQUARED	168 810	13 054	9 166	023 BUTTER,OTHER FAT OF MILK	229	67	45
248 WOOD, SIMPLY WORKED	9 397	1 161	815	041 WHEAT, MESLIN, UNMILLED	55 644	1 450	1 004
288 NON-FERROUS WASTE,SCRAP	1 638	458	322	046 MEAL,FLOUR OF WHEAT,MSLN	13 629	620	441
333 PETROLEUM OILS, CRUDE	275 858	5 379	3 510	054 VEGETABLES	52	137	98
634 VENEERS, PLYWOOD, ETC.	41 709	11 340	7 960	061 SUGARS,MOLASSES,HONEY	2 042	158	105
714 ENGINES,MOTORS NON-ELECT	15	84	60	112 ALCOHOLIC BEVERAGES	1 156	197	137
EXPORTS	222 511	26 511	18 452	267 OTHER MAN-MADE FIBRES	1 869	1 150	803
011 BOVINE MEAT	998	107	77	269 WORN CLOTHING,TEXTL.ARTL	4 659	1 083	761
012 OTHER MEAT, MEAT OFFAL	492	91	60	292 CRUDE VEG.MATERIALS, NES	582	2 000	1 413
022 MILK AND CREAM	860	133	94	334 PETROLEUM PRODUCTS	105	45	32
041 WHEAT, MESLIN, UNMILLED	134 348	2 823	1 948	335 RESIDUAL PETROL,PRODUCTS	3 761	390	271
054 VEGETABLES	84	208	143	431 ANIMAL,VEG.FATS,OILS,NES	334	59	41
061 SUGARS,MOLASSES,HONEY	7 505	407	269	512 ALCOHOL,PHENOL,ETC.DERIV	856	286	203
269 WORN CLOTHING,TEXTL.ARTL	2 214	1 435	995	513 CARBOXYLIC ACIDS,DERIVTS	26	51	32
278 OTHER CRUDE MINERALS	36 547	1 274	901	514 NITROGEN-FUNCT.COMPOUNDS	499	304	208
292 CRUDE VEG.MATERIALS, NES	107	370	262	515 ORGANO-INORGANIC COMPNDS	21	80	57
334 PETROLEUM PRODUCTS	465	81	57	516 OTHER ORGANIC CHEMICALS	50	212	150
514 NITROGEN-FUNCT.COMPOUNDS	50	58	40	522 INORGANIC CHEM.ELEMENTS	5 150	404	280
533 PIGMENTS, PAINTS, ETC.	205	53	37	523 METAL. SALTS, INORGAN. ACID	6 284	415	291
541 MEDICINES,ETC.EXC.GRPS42	3	77	52	531 SYNTH.COLOURS,LAKES,ETC.	253	916	633
575 OTH.PLASTIC,PRIMARY FORM	251	304	215	533 PIGMENTS, PAINTS, ETC.	474	735	511
581 PLASTIC TUBE,PIPE,HOSE	96	67	48	541 MEDICINES,ETC.EXC.GRPS42	21	375	264
582 PLASTIC PLATE, SHEETS,ETC	401	260	182	542 MEDICAMENTS	7	73	50
592 STARCHES,INULIN,ETC.	320	140	97	551 ESSNTL.OIL,PERFUME,FLAVR	1 094	1 578	1 106
625 RUBBER TYRES,TUBES,ETC.	608	136	93	554 SOAP,CLEANERS,POLISH,ETC	1 224	525	371
629 ARTICLES OF RUBBER, NES	17	82	52	571 POLYMERS OF ETHYLENE	4 932	656	447
641 PAPER AND PAPERBOARD	39	49	33	572 POLYMERS OF STYRENE	250	56	39
642 PAPER,PAPERBOARD,CUT ETC	637	367	261	575 OTH.PLASTIC,PRIMARY FORM	1 678	734	517
651 TEXTILE YARN	21	49	34	581 PLASTIC TUBE,PIPE,HOSE	224	130	93
652 COTTON FABRICS, WOVEN	86	78	56	582 PLASTIC PLATE, SHEETS,ETC	361	294	207
653 FABRICS,MAN-MADE FIBRES	68	77	53	591 INSECTICIDES, ETC.	188	130	89
661 LIME,CEMENT,CONSTR.MATRL	10 005	135	96	592 STARCHES,INULIN,ETC.	1 703	1 050	732
662 CLAY,REFRCT.CONSTR.MATRL	609	90	64	597 PREPRD ADDITIVES,LIQUIDS	217	79	57
663 MINERAL MANUFACTURES,NES	154	162	111	598 MISC.CHEMICAL PRODTS.NES	1 704	760	527
673 FLAT-ROLLED IRON ETC.	824	149	102	621 MATERIALS OF RUBBER	42	134	91
674 FLAT-ROLLED PLATED IRON	2 264	396	270	625 RUBBER TYRES,TUBES,ETC.	2 297	1 149	798
679 TUBES,PIPES,ETC.IRON,STL	73	51	36	629 ARTICLES OF RUBBER, NES	16	62	42
683 NICKEL	18	114	80	641 PAPER AND PAPERBOARD	7 789	15 151	10 655
684 ALUMINIUM	75	95	66	642 PAPER,PAPERBOARD,CUT ETC	1 131	310	216
691 METALLIC STRUCTURES NES	12 950	1 915	1 353	652 COTTON FABRICS, WOVEN	17	50	35
693 WIRE PRODUCTS EXCL.ELECT	140	67	46	653 FABRICS,MAN-MADE FIBRES	475	400	277
694 NAILS,SCREWS,NUTS,ETC.	46	54	40	657 SPECIAL YARN,TXTL.FABRIC	15	156	111
695 TOOLS	140	1 201	836	662 CLAY,REFRCT.CONSTR.MATRL	3 417	613	436
699 MANUFACTS.BASE METAL,NES	1 337	807	559	663 MINERAL MANUFACTURES,NES	54	94	65
713 INTRNL COMBUS PSTN ENGIN	46	166	114	664 GLASS	843	80	53
714 ENGINES,MOTORS NON-ELECT	3	218	156	673 FLAT-ROLLED IRON ETC.	9 759	987	684
716 ROTATING ELECTRIC PLANT	71	247	168	674 FLAT-ROLLED PLATED IRON	4 729	1 116	781
718 OTH.POWR.GENRTNG.MACHNRY	116	577	396	678 WIRE OF IRON OR STEEL	351	52	37
723 CIVIL ENGINEERING EQUIPT	671	674	480	679 TUBES,PIPES,ETC.IRON,STL	2 520	568	403
728 OTH.MACH.PTS,SPCL INDUST	610	1 101	777	684 ALUMINIUM	32	215	149
735 PARTS,NES,FOR MACH-TOOLS	48	137	95	691 METALLIC STRUCTURES NES	876	318	226
737 METALWORKING MACHNRY NES	19	106	75	692 CONTAINERS,STORAGE,TRNSP	73	127	90
741 HEATING,COOLNG EQUIP,PART	64	126	87	693 WIRE PRODUCTS EXCL.ELECT	623	281	192
742 PUMPS FOR LIQUIDS,PARTS	16	85	57	695 TOOLS	75	311	212
743 PUMPS NES,CENTRIFUGS ETC	209	404	278	696 CUTLERY	499	1 032	718
744 MECHANICAL HANDLING EQUIP	268	532	366	699 MANUFACTS.BASE METAL,NES	385	281	193
745 OTH.NONELEC MCH,TOOL,NES	31	530	372	700 CPL IND PLANT (84/85/87)	10	53	37
				711 STEAM GENER. BOILERS,ETC.	76	151	104
				713 INTRNL COMBUS PSTN ENGIN	155	856	594

7 IMPORTS AND EXPORTS (SPECIAL TRADE) BY COUNTRIES OF PRODUCTION AND CONSUMPTION AND BY GROUPS OF THE SITC-REV. III 1995

GROUP DESCRIPTION	DT = 100 KG	1 000 DM	1 000 \$	GROUP DESCRIPTION	DT = 100 KG	1 000 DM	1 000 \$
716 ROTATING ELECTRIC PLANT	96	128	89	898 MUSICAL INSTRUMENTS, ETC.	13	88	61
718 OTH. POWR. GENRNG. MACHNRY	14	103	70				
723 CIVIL ENGINEERING EQUIPT	1 498	1 822	1 250	BURUNDI			
724 TEXTILE, LEATHER MACHINES	25	287	199				
726 PRINTNG, BOOKBINDNG MACHS	53	396	275	IMPORTS	168 885	86 418	60 575
727 FOOD-PROCESS. MCH. NON DOM	79	243	169				
728 OTH. MACH. PTS, SPCL INDUST	2 303	4 205	2 824	034 FISH, FRESH, CHILLED, FROZN	70	187	130
735 PARTS, NES, FOR MACH-TOOLS	5	123	87	057 FRUIT, NUTS EXCL. OIL NUTS	305	161	116
737 METALWORKING MACHNRY NES	16	64	47	071 COFFEE, COFFEE SUBSTITUTE	165 813	85 463	59 908
741 HEATING, COOLNG EQUIP, PART	291	150	104	074 TEA AND MATE	992	184	130
742 PUMPS FOR LIQUIDS, PARTS	117	739	517	248 WOOD, SIMPLY WORKED	949	60	42
743 PUMPS NES, CENTRIFUGS ETC	431	595	415	287 ORE, CONCENTR. BASE METALS	187	77	55
744 MECHANICAL HANDLING EQUIP	1 418	730	504	292 CRUDE VEG. MATERIALS, NES	453	103	67
745 OTH. NONELEC MCH, TOOL, NES	51	758	520	781 PASS. MOTOR VEHCLS. EX. BUS	81	71	51
747 TAPS, COCKS, VALVES, ETC.	13	99	70	896 WORKS OF ART, ANTIQUE ETC		59	41
748 TRANSMISSIONS SHAFTS ETC	29	207	144				
749 NON-ELECT MACH. PARTS, ETC		232	162	EXPORTS	27 959	25 804	17 805
751 OFFICE MACHINES	21	139	95				
752 AUTOMATC. DATA PROC. EQUIP	21	158	111	022 MILK AND CREAM	154	59	41
759 PARTS, FOR OFFICE MACHINS	1	66	45	037 FISH ETC. PREPD, PRSVD. NES	487	259	179
764 TELECOMM. EQUIP. PARTS NES	6	159	111	046 MEAL, FLOUR OF WHEAT, MSLN		73	52
771 ELECT POWER MACHNY. PARTS	27	53	35	061 SUGARS, MOLASSES, HONEY	2 054	107	77
772 ELEC. SWITCH. RELAY. CIRCUIT	68	601	423	091 MARGARINE AND SHORTENING	1 000	169	114
774 ELECTRO-MEDCL. XRAY EQUIP	2	90	65	267 OTHER MAN-MADE FIBRES	644	411	290
776 TRANSISTORS, VALVES, ETC.		48	33	269 WORN CLOTHING, TEXTL. ARTL	2 320	383	271
778 ELECTRIC. MACH. APPART. NES	2 248	526	367	292 CRUDE VEG. MATERIALS, NES	287	927	667
781 PASS. MOTOR VEHCLS. EX. BUS	2 584	5 166	3 580	395 RESIDUAL PETROL. PRODUCTS	463	57	40
782 GOODS, SPCL TRANSPORT VEH	10 530	7 232	5 061	411 ANIMAL OILS AND FATS	2 174	193	130
783 ROAD MOTOR VEHICLES NES		284	199	421 FIXED VEG. FAT, OILS, SOFT	1 049	146	102
784 PARTS, TRACTORS, MOTOR VEH	2 138	6 327	4 419	513 CARBOXYLIC ACIDS, DERIVTS	205	110	76
785 CYCLES, MOTORCYCLES ETC.	15	51	37	515 ORGANO-INORGANIC COMPNDS	1 400	3 247	2 162
786 TRAILERS, SEMI-TRAILER, ETC	2 088	1 242	878	522 INORGANIC CHEM. ELEMENTS	4 081	285	201
791 RAILWAY VEHICLES, EQUIPNT	256	324	231	531 SYNTH. COLOURS, LAKES, ETC.	60	417	291
792 AIRCRAFT, ASSOCTD. EQUIPNT		49	34	533 PIGMENTS, PAINTS, ETC.	310	234	163
872 MEDICAL INSTRUMENTS NES.	41	165	116	541 MEDICINES, ETC. EXC. GRP542	19	365	240
873 METERS, COUNTERS, NES	5	47	34	542 MEDICAMENTS	2	75	55
874 MEASURE, CONTROL INSTRMNT	25	358	245	551 ESSNTL. OIL, PERFUME, FLAVR	49	142	100
882 PHOTO. CINEMATOGPH. SUPPL	12	67	46	554 SOAP, CLEANERS, POLISH, ETC	204	66	47
892 PRINTED MATTER	2 876	17 548	12 384	573 POLYMERS, VINYL CHLORIDE	1 336	527	367
893 ARTICLES, NES, OF PLASTICS	39	59	44	575 OTH. PLASTIC, PRIMARY FORM	313	173	123
896 OFFICE, STATIONERY SUPPLS	7	497	360	581 PLASTIC TUBE, PIPE, HOSE	163	197	136
				592 STARCHES, INULIN, ETC.	211	124	87
RWANDA				598 MISC. CHEMICAL PRODTS. NES	275	267	182
IMPORTS	44 820	18 557	12 977	625 RUBBER TYRES, TUBES, ETC.	239	131	92
071 COFFEE, COFFEE SUBSTITUTE	32 881	16 111	11 271	629 ARTICLES OF RUBBER, NES	11	53	35
074 TEA AND MATE	1 076	178	126	641 PAPER AND PAPERBOARD	260	83	57
287 ORE, CONCENTR. BASE METALS	124	134	96	642 PAPER, PAPERBOARD, CUT ETC	228	117	83
288 NON-FERROUS WASTE, SCRAP	10 600	1 918	1 331	653 FABRICS, MAN-MADE FIBRES	19	45	31
752 AUTOMATC. DATA PROC. EQUIP	1	71	51	657 SPECIAL YARN, TXTL. FABRIC	103	75	53
				663 MINERAL MANUFACTURES, NES	69	84	59
EXPORTS	20 327	18 038	12 501	679 TUBES, PIPES, ETC. IRON, STL	115	149	97
022 MILK AND CREAM	600	175	126	694 NAILS, SCREWS, NUTS, ETC.	8	58	35
046 MEAL, FLOUR OF WHEAT, MSLN	3 339	200	140	695 TOOLS	146	446	316
057 FRUIT, NUTS EXCL. OIL NUTS	121	115	77	699 MANUFACTS. BASE METAL, NES	83	228	163
061 SUGARS, MOLASSES, HONEY	1 033	59	42	713 INTRNL COMBUS PSTN ENGIN	15	68	46
112 ALCOHOLIC BEVERAGES	3 490	451	318	716 ROTATING ELECTRIC PLANT	47	200	136
269 WORN CLOTHING, TEXTL. ARTL	200	100	72	718 OTH. POWR. GENRNG. MACHNRY	2	47	34
273 STONE, SAND AND GRAVEL	148	283	198	723 CIVIL ENGINEERING EQUIPT	271	191	134
421 FIXED VEG. FAT, OILS, SOFT	1 049	141	97	725 PAPER, PULP MILL MACHINES	38	104	72
523 METAL. SALTS, INORGAN. ACID	43	63	42	726 PRINTNG, BOOKBINDNG MACHS	11	61	42
551 ESSNTL. OIL, PERFUME, FLAVR	69	380	267	727 FOOD-PROCESS. MCH. NON DOM	20	95	65
592 STARCHES, INULIN, ETC.	286	119	83	728 OTH. MACH. PTS, SPCL INDUST	123	285	201
641 PAPER AND PAPERBOARD	213	123	88	741 HEATING, COOLNG EQUIP, PART	12	116	80
642 PAPER, PAPERBOARD, CUT ETC	2 374	524	373	742 PUMPS FOR LIQUIDS, PARTS	54	366	262
658 TEXTILE ARTICLES NES	91	166	115	743 PUMPS NES, CENTRIFUGS ETC	81	175	123
684 ALUMINIUM	79	418	297	745 OTH. NONELEC MCH, TOOL, NES	7	143	102
691 METALLIC STRUCTURES NES	39	114	81	748 TRANSMISSIONS SHAFTS ETC	21	85	60
692 CONTAINERS, STORAGE, TRNSP	52	114	81	749 NON-ELECT MACH. PARTS, ETC	2	134	96
693 WIRE PRODUCTS EXCL. ELECT	459	227	160	TELECOMM. EQUIP. PARTS NES	4	62	43
695 TOOLS	100	431	303	771 ELECT POWER MACHNY. PARTS	154	141	101
713 INTRNL COMBUS PSTN ENGIN	3	46	34	772 ELEC. SWITCH. RELAY. CIRCUIT	229	705	495
716 ROTATING ELECTRIC PLANT	32	211	145	774 ELECTRO-MEDCL. XRAY EQUIP	1	43	30
718 OTH. POWR. GENRNG. MACHNRY	6	236	165	778 ELECTRIC. MACH. APPART. NES	330	372	259
722 TRACTORS	97	198	135	781 PASS. MOTOR VEHCLS. EX. BUS	942	3 786	2 560
723 CIVIL ENGINEERING EQUIPT	85	167	116	782 GOODS, SPCL TRANSPORT VEH	2 062	3 244	2 244
727 FOOD-PROCESS. MCH. NON DOM	40	86	61	783 ROAD MOTOR VEHICLES NES	85	173	125
728 OTH. MACH. PTS, SPCL INDUST	38	242	174	784 PARTS, TRACTORS, MOTOR VEH	404	1 166	804
741 HEATING, COOLNG EQUIP, PART	19	67	48	813 LIGHTING FIXTURES ETC. NES	93	176	120
742 PUMPS NES, CENTRIFUGS ETC	33	187	124	821 FURNITURE, CUSHIONS, ETC.	38	47	33
744 MECHANICAL HANDLING EQUIP	46	120	82	873 METERS, COUNTERS, NES	106	326	226
745 OTH. NONELEC MCH, TOOL, NES	5	268	189	874 MEASURE, CONTROL INSTRMNT	32	226	157
747 TAPS, COCKS, VALVES, ETC.	57	84	58	892 PRINTED MATTER	251	453	320
749 NON-ELECT MACH. PARTS, ETC		141	99	893 ARTICLES, NES, OF PLASTICS	37	103	70
751 OFFICE MACHINES	30	65	47	896 WORKS OF ART, ANTIQUE ETC		282	195
752 AUTOMATC. DATA PROC. EQUIP	4	89	62	899 MISC MANUFCTRD GOODS NES	11	68	48
759 PARTS, FOR OFFICE MACHINS	13	369	252				
762 RADIO-BROADCAST RECEIVER	1	58	38	ANGOLA			
764 TELECOMM. EQUIP. PARTS NES	32	810	558	IMPORTS	19 113 304	369 751	255 178
771 ELECT POWER MACHNY. PARTS	1 324	899	637				
772 ELEC. SWITCH. RELAY. CIRCUIT	39	232	160	298 NON-FERROUS WASTE, SCRAP	6 386	1 288	874
773 ELECTR DISTRIB. EQPT NES	349	289	204	333 PETROLEUM OILS, CRUDE	19 106 667	367 646	253 739
776 TRANSISTORS, VALVES, ETC.	7	68	48	651 TEXTILE YARN	141	72	47
778 ELECTRIC. MACH. APPART. NES	20	75	49	714 ENGINES, MOTORS NON-ELECT	50	359	248
781 PASS. MOTOR VEHCLS. EX. BUS	560	1 775	1 230	EXPORTS	139 911	40 886	28 351
782 GOODS, SPCL TRANSPORT VEH	915	1 134	800				
783 ROAD MOTOR VEHICLES NES	444	603	417	011 BOVINE MEAT	5 780	1 396	936
784 PARTS, TRACTORS, MOTOR VEH	31	241	168	012 OTHER MEAT, MEAT OFFAL	361	105	74
785 CYCLES, MOTORCYCLES ETC.	75	166	114	022 MILK AND CREAM	4 465	1 126	776
786 TRAILERS, SEMI-TRAILER, ETC	44	78	53	046 MEAL, FLOUR OF WHEAT, MSLN	2 374	116	83
872 MEDICAL INSTRUMENTS NES	23	299	211	047 OTHER CEREAL MEAL, FLOURS	17 602	443	307
873 METERS, COUNTERS, NES	61	157	109	054 VEGETABLES	90	115	81
874 MEASURE, CONTROL INSTRMNT	11	204	144	061 SUGARS, MOLASSES, HONEY	61 358	3 408	2 353
884 OPTICAL GOODS NES	2	48	34	098 EDIBLE PROD. PREPRNS, NES	8 025	997	685
892 PRINTED MATTER	388	1 929	1 264	111 NON-ALCOHOL. BEVERAGE, NES	911	68	47
893 ARTICLES, NES, OF PLASTICS	84	123	85	267 OTHER MAN-MADE FIBRES	93	65	47
				269 WORN CLOTHING, TEXTL. ARTL	1 999	331	230

7 IMPORTS AND EXPORTS (SPECIAL TRADE) BY COUNTRIES OF PRODUCTION AND CONSUMPTION AND BY GROUPS OF THE SITC-REV. III 1995

GROUP DESCRIPTION	DT = 100 KG	1 000 DM	1 000 \$	GROUP DESCRIPTION	DT = 100 KG	1 000 DM	1 000 \$
278 OTHER CRUDE MINERALS	807	48	33	554 SOAP, CLEANERS, POLISH, ETC	1 995	539	379
292 CRUDE VEG. MATERIALS, NES	101	375	259	571 POLYMERS OF ETHYLENE	625	90	63
421 FIXED VEG. FAT, OILS, SOFT	3 930	709	504	572 POLYMERS OF STYRENE	970	237	163
516 OTHER ORGANIC CHEMICALS	168	171	117	575 OTH. PLASTIC, PRIMARY FORM	3 034	919	650
523 METAL. SALTS, INORGAN. ACID	4 121	204	143	581 PLASTIC TUBE, PIPE, HOSE	87	114	76
533 PIGMENTS, PAINTS, ETC.	79	79	54	582 PLASTIC PLATE, SHEETS, ETC	119	165	117
541 MEDICINES, ETC. EXC. GRP542	2	66	48	591 INSECTICIDES, ETC.	5 386	3 282	2 322
542 MEDICAMENTS	30	132	91	592 STARCHES, INULIN, ETC.	271	143	99
571 POLYMERS OF ETHYLENE	1 055	170	120	597 PREPRD ADDITIVES, LIQUIDS	1 836	563	387
575 OTH. PLASTIC, PRIMARY FORM	253	102	73	598 MISC. CHEMICAL PRODS. NES	1 666	1 116	772
582 PLASTIC PLATE, SHEETS, ETC	55	59	39	612 MANUFACT. LEATHER ETC. NES	14	80	57
591 INSECTICIDES, ETC.	131	324	222	621 MATERIALS OF RUBBER	32	125	83
592 STARCHES, INULIN, ETC.	383	229	159	625 RUBBER TYRES, TUBES, ETC.	477	239	162
598 MISC. CHEMICAL PRODS. NES	153	46	33	629 ARTICLES OF RUBBER, NES	58	299	210
625 RUBBER TYRES, TUBES, ETC.	1 083	475	326	634 VENEERS, PLYWOOD, ETC.	123	62	43
629 ARTICLES OF RUBBER, NES	12	132	91	641 PAPER AND PAPERBOARD	3 602	704	494
641 PAPER AND PAPERBOARD	50	45	32	642 PAPER, PAPERBOARD, CUT ETC	414	317	220
662 CLAY, REFRCT. CONSTR. MATRL	6 926	948	634	657 SPECIAL YARN, TKTL. FABRIC	107	141	93
673 FLAT-ROLLED IRON ETC.	204	46	32	662 CLAY, REFRCT. CONSTR. MATRL	4 483	523	354
676 IRON, STL. BAR, SHAPES ETC.	825	105	70	663 MINERAL MANUFACTURES, NES	304	609	423
679 TUBES, PIPES, ETC. IRON, STL	385	96	67	664 GLASS	22	64	42
682 COPPER	23	51	37	665 GLASSWARE	167	170	115
684 ALUMINIUM	195	156	105	666 POTTERY	71	214	147
691 METALLIC STRUCTURES NES	264	103	69	673 FLAT-ROLLED IRON ETC.	15 623	1 401	982
692 CONTAINERS, STORAGE, TRNSP	69	198	139	674 FLAT-ROLLED PLATED IRON	18 864	1 849	1 246
694 NAILS, SCREWS, NUTS, ETC.		47	31	676 IRON, STL. BAR, SHAPES ETC.	2 073	181	129
695 TOOLS	102	1 823	1 269	678 WIRE OF IRON OR STEEL	580	100	71
699 MANUFACT. BASE METAL, NES	1 153	167	118	679 TUBES, PIPES, ETC. IRON, STL	5 673	934	662
713 INTRNL COMBUS PSTN ENGIN	68	291	200	684 ALUMINIUM	533	327	232
714 ENGINES, MOTORS NON-ELECT	127	3 282	2 302	692 CONTAINERS, STORAGE, TRNSP	2 212	1 732	1 172
716 ROTATING ELECTRIC PLANT	61	174	117	694 NAILS, SCREWS, NUTS, ETC.	77	130	90
723 CIVIL ENGINEERING EQUIPT	23	112	77	695 TOOLS	224	616	429
725 PAPER, PULP, MILL MACHINES	22	55	38	696 CUTLERY	34	200	137
733 MACH-TOOLS, METAL-WORKING	11	83	59	697 HOUSEHOLD EQUIPMENT, NES	135	173	122
741 HEATING, COOLING EQUIP, PART	5	59	42	699 MANUFACT. BASE METAL, NES	1 277	818	575
742 PUMPS FOR LIQUIDS, PARTS	59	220	148	700 CPL IND PLANT (84/85/87)	116	104	73
743 PUMPS NES, CENTRIFUGS ETC	31	217	148	711 STEAM GENER. BOILERS, ETC.	3	67	47
745 OTH. NONELEC MCH, TOOL, NES	35	462	324	713 INTRNL COMBUS PSTN ENGIN	198	1 792	1 260
747 TAPS, COCKS, VALVES, ETC.	3	66	44	714 ENGINES, MOTORS NON-ELECT	102	23 638	16 452
748 TRANSMISSIONS SHAFTS ETC	18	70	47	716 ROTATING ELECTRIC PLANT	792	479	334
749 NON-ELECT MACH. PARTS, ETC	1	231	162	718 OTH. POWR. GENRTNG. MACHNRY	6	61	41
751 OFFICE MACHINES	31	202	142	721 AGRIC. MACHINES, EX. TRACTR	1 527	1 774	1 222
752 AUTOMATC. DATA PROC. EQUIP	30	549	387	723 CIVIL ENGINEERING EQUIPT	2 782	3 176	2 237
759 PARTS, FOR OFFICE MACHINS	9	126	87	724 TEXTILE, LEATHER MACHINES	582	3 632	2 570
764 TELECOMM. EQUIP. PARTS NES	6	246	170	725 PAPER, PULP, MILL MACHINES	57	727	500
772 ELEC. SWITCH. RELAY. CIRCUIT	35	199	139	726 PRINTING, BOOKBINDING MACHS	268	2 380	1 632
773 ELECTR. DISTRIBUT. EQPT NES	68	63	44	727 FOOD-PROCESS. MCH. NON DOM	707	2 476	1 698
774 ELECTRO-MEDCL. XRAY EQUIP	71	2 204	1 519	728 OTH. MACH. PTS, SPCL INDUST	1 838	3 566	2 517
775 DOM. ELEC. NON-ELEC. EQUIPT	3	59	41	731 METAL REMOVAL WORK TOOLS	138	355	249
778 ELECTRIC MACH. APPART. NES	364	383	261	733 MACH-TOOLS, METAL-WORKING	666	883	612
781 PASS. MOTOR VEHCLS. EX. BUS	3 757	7 780	5 459	735 PARTS, NES, FOR MACH-TOOLS	6	47	36
782 GOODS, SPCL. TRANSPORT VEH	2 261	751	519	741 HEATING, COOLING EQUIP, PART	2 969	5 716	4 033
784 PARTS, TRACTORS, MOTOR VEH	456	1 707	1 192	742 PUMPS FOR LIQUIDS, PARTS	269	1 338	932
785 CYCLES, MOTORCYCLES ETC.	70	145	102	743 PUMPS NES, CENTRIFUGS ETC	687	3 031	2 102
786 TRAILERS, SEMI-TRAILER, ETC	196	186	129	744 MECHANICAL HANDLING EQUIP	378	381	269
813 LIGHTING FIXTURES ETC. NES	28	56	37	745 OTH. NONELEC MCH, TOOL, NES	214	2 323	1 614
821 FURNITURE, CUSHIONS, ETC.	42	50	35	746 BALL OR ROLLER BEARINGS	28	262	182
845 OTHR. TEXTILE APPAREL, NES	2	69	49	747 TAPS, COCKS, VALVES, ETC.	185	433	299
872 MEDICAL INSTRUMENTS NES	257	741	509	748 TRANSMISSIONS SHAFTS ETC	78	319	216
874 MEASURE, CONTROL INSTRMNT	27	1 036	726	749 NON-ELECT MACH. PARTS, ETC	25	799	559
892 PRINTED MATTER	78	67	47	751 OFFICE MACHINES	246	704	497
893 ARTICLES, NES, OF PLASTICS	56	76	52	752 AUTOMATC. DATA PROC. EQUIP	43	804	558
895 OFFICE, STATIONERY SUPPLS	21	189	127	759 PARTS, FOR OFFICE MACHINS	18	158	108
899 MISC MANUFACTRD GOODS NES	3	231	154	764 TELECOMM. EQUIP. PARTS NES	157	907	645
				771 ELECT. POWER MACHNRY, PARTS	105	155	111
ETHIOPIA				772 ELEC. SWITCH. RELAY. CIRCUIT	182	856	570
IMPORTS	482 235	245 227	171 516	773 ELECTR. DISTRIBUT. EQPT NES	295	201	138
054 VEGETABLES	10 389	1 899	1 303	774 ELECTRO-MEDCL. XRAY EQUIP	439	7 087	5 065
061 SUGARS, MOLASSES, HONEY	68 505	785	554	775 DOM. ELEC. NON-ELEC. EQUIPT	47	136	94
071 COFFEE, COFFEE SUBSTITUTE	393 703	209 967	147 096	778 ELECTRIC MACH. APPART. NES	463	987	687
211 HIDES, SKINS (EX. FURS), RAW	58	109	74	781 PASS. MOTOR VEHCLS. EX. BUS	1 811	2 964	2 075
222 OILSEED (SFT. FIX VEG. OIL)	1 101	194	139	782 GOODS, SPCL. TRANSPORT VEH	20 370	15 674	10 743
223 OILSEED (OTH. FIX. VEG. OIL)	1 877	163	114	783 ROAD. MOTOR VEHICLES NES	5 031	5 260	3 753
292 CRUDE VEG. MATERIALS, NES	5 022	1 473	1 026	784 PARTS, TRACTORS, MOTOR VEH	5 020	10 420	7 259
431 ANIMAL, VEG. FATS, OILS, NES	559	364	252	785 CYCLES, MOTORCYCLES ETC.	19	103	73
532 DYEING, TANNING MATERIALS	450	1 856	1 300	786 TRAILERS, SEMI-TRAILER, ETC	1 019	804	559
611 LEATHER	56	89	62	813 LIGHTING FIXTURES ETC. NES	259	411	287
714 ENGINES, MOTORS NON-ELECT	217	28 079	19 428	821 FURNITURE, CUSHIONS, ETC.	506	470	331
EXPORTS	712 409	161 377	112 599	831 TRUNK, SUIT-CASES, BAG, ETC	6	71	49
017 MEAT, OFFL. PRPD, PRSVD, NES	7	81	59	845 OTHR. TEXTILE APPAREL, NES	15	147	106
022 MILK AND CREAM	1 720	559	378	846 CLOTHING ACCESSRS, FABRIC	21	73	52
041 WHEAT, MESLIN, UNMILLED	529 331	6 577	4 686	848 CLOTHING, NONTKTL; HEADGEAR	37	77	55
054 VEGETABLES	80	75	52	851 FOOTWEAR	24	154	110
061 SUGARS, MOLASSES, HONEY	2 304	394	278	871 OPTICAL INSTRUMENTS, NES	4	181	126
098 EDIBLE PROD. PREPRDS, NES	51	67	47	872 MEDICAL INSTRUMENTS NES	299	1 876	1 332
232 SYNTHETIC RUBBER, ETC.	1 129	176	125	873 METERS, COUNTERS, NES	138	410	288
278 OTHER CRUDE MINERALS	1 449	88	61	874 MEASURE, CONTROL INSTRMNT	85	1 903	1 308
292 CRUDE VEG. MATERIALS, NES	124	173	123	881 PHOTOGRAPH APPAR. ETC. NES	11	124	87
334 PETROLEUM PRODUCTS	1 093	110	76	882 PHOTO. CINEMATOGRPH. SUPPL	325	384	268
395 RESIDUAL PETROL. PRODUCTS	6 602	897	616	892 PRINTED MATTER	258	469	325
431 ANIMAL, VEG. FATS, OILS, NES	5 577	573	398	893 ARTICLES, NES, OF PLASTICS	866	864	609
512 ALCOHOL, PHENDL, ETC. DERIV	134	57	37	894 BABY CARRIAGE, TOYS, GAMES	91	77	57
513 CARBOXYLIC ACIDS, DERIVTS	1 873	403	279	895 OFFICE, STATIONERY SUPPLS	117	607	421
514 NITROGEN-FUNCT. COMPOUNDS	1 401	420	280	898 MUSICAL INSTRUMENTS, ETC.	41	264	186
515 ORGANO-INORGANIC COMPNDS	72	108	76	899 MISC MANUFACTRD GOODS NES	71	431	306
516 OTHER ORGANIC CHEMICALS	395	347	242	941 COMPL IND PLANT CHAPT 99	1 047	1 806	1 252
522 INORGANIC CHEM. ELEMENTS	10 380	779	547	ERITREA			
523 METAL. SALTS, INORGAN. ACID	9 940	676	472	IMPORTS	3 936	650	458
531 SYNTH. COLOURS, LAKES, ETC.	581	1 338	930	034 FISH, FRESH, CHILLED, FROZN	5	47	31
532 DYEING, TANNING MATERIALS	5 563	1 298	915	263 COTTON	3 653	235	164
533 PIGMENTS, PAINTS, ETC.	1 132	751	528	292 CRUDE VEG. MATERIALS, NES	200	115	83
541 MEDICINES, ETC. EXC. GRP542	390	3 083	2 147	761 TELEVISION RECEIVERS ETC	4	186	132
542 MEDICAMENTS	716	2 063	1 427	845 OTHR. TEXTILE APPAREL, NES	64	61	43
551 ESSNTL. OIL, PERFUME, FLAVR	46	127	90				

7 IMPORTS AND EXPORTS (SPECIAL TRADE) BY COUNTRIES OF PRODUCTION AND CONSUMPTION AND BY GROUPS OF THE SITC-REV. III 1995

GROUP DESCRIPTION	DT = 100 KG	1 000 DM	1 000 \$	GROUP DESCRIPTION	DT = 100 KG	1 000 DM	1 000 \$
EXPORTS				SOMALIA			
022 MILK AND CREAM	4 800	1 432	950	IMPORTS	1 467	756	538
041 WHEAT, MESLIN, UNMILLED	180 000	2 050	1 450	071 COFFEE, COFFEE SUBSTITUTE	900	534	382
046 MEAL, FLOUR OF WHEAT, MSLN	105 000	3 896	2 750	292 CRUDE VEG. MATERIALS, NES	345	142	101
061 SUGARS, MOLASSES, HONEY	2 202	116	82	EXPORTS	16 585	5 693	4 025
292 CRUDE VEG. MATERIALS, NES	120	104	72	022 MILK AND CREAM	14 000	4 944	3 495
522 INORGANIC CHEM. ELEMENTS	1 586	110	73	061 SUGARS, MOLASSES, HONEY	920	45	32
531 SYNTH. COLOURS, LAKES, ETC.	82	175	121	248 WOOD, SIMPLY WORKED	1 055	101	72
532 DYEING, TANNING MATERIALS	335	69	48	541 MEDICINES, ETC. EXC. GRP542	9	46	32
533 PIGMENTS, PAINTS, ETC.	81	95	67	581 PLASTIC TUBE, PIPE, HOSE	100	40	30
542 MEDICAMENTS	130	318	218	695 TOOLS	39	46	33
581 PLASTIC TUBE, PIPE, HOSE	822	264	187	716 ROTATING ELECTRIC PLANT	10	67	48
582 PLASTIC PLATE, SHEETS, ETC	492	773	524	723 CIVIL ENGINEERING EQUIPT	28	97	65
591 INSECTICIDES, ETC.	23	104	75	895 OFFICE, STATIONERY SUPPLS	90	53	36
597 PREPARED ADDITIVES, LIQUIDS	320	85	60				
598 MISC. CHEMICAL PRODS. NES	92	43	30				
629 ARTICLES OF RUBBER, NES	20	68	48				
641 PAPER AND PAPERBOARD	2 002	319	225				
642 PAPER, PAPERBOARD, CUT ETC	1 186	245	170				
663 MINERAL MANUFACTURES, NES	98	51	35				
679 TUBES, PIPES, ETC. IRON, STL	2 362	546	387				
691 METALLIC STRUCTURES NES	95	163	117				
695 TOOLS	187	240	168				
699 MANUFACT. BASE METAL, NES	59	73	51				
713 INTRNL COMBUS PSTN ENGIN	1 116	1 326	922				
716 ROTATING ELECTRIC PLANT	60	148	105				
723 CIVIL ENGINEERING EQUIPT	480	726	514				
724 TEXTILE, LEATHER MACHINES	69	640	454				
726 PRINTING, BOOKBINDING MACHS	20	164	116				
728 OTH. MACH. PTS, SPCL INDUST	82	277	196				
733 MACH-TOOLS, METAL-WORKING	382	111	80				
741 HEATING, COOLING EQUIP, PART	51	232	158				
742 PUMPS FOR LIQUIDS, PARTS	147	427	298				
743 PUMPS NES, CENTRIFUGS ETC	18	105	74				
745 OTH. NONELEC MCH, TOOL, NES	24	65	48				
747 TAPS, COCKS, VALVES, ETC.	116	145	102				
749 NON-ELECT MACH. PARTS, ETC		161	112				
751 OFFICE MACHINES	23	75	53				
752 AUTOMATC. DATA PROC. EQUIP	20	228	161				
764 TELECOMM. EQUIP. PARTS NES	2	88	62				
771 ELECT POWER MACHNY. PARTS	34	184	129				
772 ELEC. SWITCH, RELAY, CIRCUIT	35	177	125				
773 ELECTRIC DISTRIBUT. EQPT NES	29	48	32				
774 ELECTRO-MEDCL. XRAY EQUIP	161	1 793	1 270				
776 TRANSISTORS, VALVES, ETC.	25	275	195				
778 ELECTRIC MACH. APPART. NES	187	263	182				
781 PASS. MOTOR VEHICLES, EX. BUS	283	149	103				
782 GOODS, SPCL TRANSPORT VEH	11 049	2 586	1 805				
784 PARTS, TRACTORS, MOTOR VEH	457	1 718	1 188				
786 TRAILERS, SEMI-TRAILER, ETC	1 845	957	664				
813 LIGHTING FIXTURES ETC. NES	65	163	112				
821 FURNITURE, CUSHIONS, ETC.	113	183	130				
872 MEDICAL INSTRUMENTS NES	43	58	42				
874 MEASURE, CONTROL INSTRMNT	7	201	142				
881 PHOTOGRAPH APPAR. ETC. NES	28	46	32				
892 PRINTED MATTER	22	224	158				
893 ARTICLES, NES, OF PLASTICS	43	80	58				
895 OFFICE, STATIONERY SUPPLS	33	55	38				
898 MUSICAL INSTRUMENTS, ETC.		51	36				
DJIBOUTI				EXPORTS			
IMPORTS	2 563	1 147	806	022 MILK AND CREAM	310	98	70
057 FRUIT, NUTS EXCL. OIL NUTS	682	61	42	048 CEREAL PREPARATIONS	97	41	30
058 FRUIT, PRESERVED, PREPARED	420	50	36	054 VEGETABLES	1 010	2 298	1 608
112 ALCOHOLIC BEVERAGES	99	76	51	061 SUGARS, MOLASSES, HONEY	89 995	4 653	3 238
663 MINERAL MANUFACTURES, NES	232	60	41	112 ALCOHOLIC BEVERAGES	1 922	394	276
674 FLAT-ROLLED PLATED IRON	614	88	63	232 SYNTHETIC RUBBER, ETC.	389	151	105
961 COIN NONGOLD NONCURRENT	2	84	56	248 WOOD, SIMPLY WORKED	30	68	49
EXPORTS	34 206	14 358	9 945	251 PULP AND WASTE PAPER	2 028	122	86
022 MILK AND CREAM	478	104	71	266 SYNTHETIC FIBRES	6 851	2 395	1 676
046 MEAL, FLOUR OF WHEAT, MSLN	20 162	896	626	267 OTHER MAN-MADE FIBRES	1 144	822	577
122 TOBACCO, MANUFACTURED	225	455	316	269 WORN CLOTHING, TEXTL. ARTL	2 392	658	458
269 WORN CLOTHING, TEXTL. ARTL	3 139	351	247	273 STONE, SAND AND GRAVEL	3 677	87	61
334 PETROLEUM PRODUCTS	540	108	73	274 SULPHUR, UNRSTD. IRON PYRS	2 260	233	162
421 FIXED VEG. FAT, OILS, SOFT	460	57	39	278 OTHER CRUDE MINERALS	3 365	92	64
541 MEDICINES, ETC. EXC. GRP542	11	63	44	292 CRUDE VEG. MATERIALS, NES	654	2 741	1 917
542 MEDICAMENTS	66	476	335	334 PETROLEUM PRODUCTS	32 466	3 009	2 093
553 PERFUMERY, COSMETICS, ETC.	171	182	124	335 RESIDUAL PETROL. PRODUCTS	29 994	3 631	2 545
572 POLYMERS OF STYRENE	190	42	30	431 ANIMAL, VEG. FAT, OILS, NES	591	93	67
582 PLASTIC PLATE, SHEETS, ETC	97	150	102	511 HYDROCARBONS, NES, DERIVTS	3 965	512	358
697 HOUSEHOLD EQUIPMENT, NES	152	67	46	512 ALCOHOL, PHENOL, ETC. DERIV	2 654	714	487
699 MANUFACT. BASE METAL, NES	12	55	35	513 CARBOXYLIC ACIDS, DERIVTS	2 122	883	618
713 INTRNL COMBUS PSTN ENGIN	34	307	216	514 NITROGEN-FUNCT. COMPOUNDS	11 846	4 163	2 324
721 AGRIC. MACHINES, EX. TRACTR	201	80	58	515 ORGANIC-INORGANIC COMPNDS	1 085	2 575	1 831
724 TEXTILE, LEATHER MACHINES	91	522	371	516 OTHER ORGANIC CHEMICALS	11 098	2 055	1 456
741 HEATING, COOLING EQUIP, PART	78	164	110	522 INORGANIC CHEM. ELEMENTS	7 595	1 663	1 161
751 OFFICE MACHINES	10	56	38	523 METAL. SALTS, INORGAN. ACID	26 243	1 837	1 278
752 AUTOMATC. DATA PROC. EQUIP		47	34	531 SYNTH. COLOURS, LAKES, ETC.	795	1 938	1 346
761 TELEVISION RECEIVERS ETC	13	48	34	532 DYEING, TANNING MATERIALS	511	142	100
764 TELECOMM. EQUIP. PARTS NES	6	139	94	533 PIGMENTS, PAINTS, ETC.	1 320	732	510
771 ELECT POWER MACHNY. PARTS	93	88	62	541 MEDICINES, ETC. EXC. GRP542	83	1 027	720
774 ELECTRO-MEDCL. XRAY EQUIP	16	186	124	542 MEDICAMENTS	1 218	8 237	5 744
781 PASS. MOTOR VEHICLES, EX. BUS	59	203	143	551 ESSNTL. OIL, PERFUME, FLAVR	913	2 110	1 481
782 GOODS, SPCL TRANSPORT VEH	5 626	6 965	4 764	553 PERFUMERY, COSMETICS, ETC.	542	502	354
783 ROAD MOTOR VEHICLES NES	161	78	56	554 SOAP, CLEANERS, POLISH, ETC	3 223	1 756	1 228
813 LIGHTING FIXTURES ETC. NES	51	83	55	562 FERTILIZER, EXCEPT GRP272	14 293	737	525
844 WOMEN, GIRLS CLOTHNG, KNIT	21	103	75	571 POLYMERS OF ETHYLENE	18 525	2 378	1 625
845 OTHR. TEXTILE APPAREL, NES	65	254	181	572 POLYMERS OF STYRENE	2 739	665	469
851 FOOTWEAR	425	971	700	573 POLYMERS, VINYL CHLORIDE	5 799	1 292	895
874 MEASURE, CONTROL INSTRMNT	1	46	33	574 POLYACETAL, POLYCARBONATE	1 975	642	445
				575 OTH. PLASTIC, PRIMARY FORM	9 111	2 819	1 966
				581 PLASTIC TUBE, PIPE, HOSE	62	96	65
				582 PLASTIC PLATE, SHEETS, ETC	2 946	2 238	1 580
				583 MONOFILAMENT OF PLASTICS	92	79	56
				591 INSECTICIDES, ETC.	4 192	6 233	4 324
				592 STARCHES, INULIN, ETC.	1 656	447	314
				597 PREPARED ADDITIVES, LIQUIDS	3 214	794	555
				598 MISC. CHEMICAL PRODS. NES	4 254	2 423	1 711
				600 CPL IND PLANT CHAP 69-76	35	44	31
				621 MATERIALS OF RUBBER	59	137	96

7 IMPORTS AND EXPORTS (SPECIAL TRADE) BY COUNTRIES OF PRODUCTION AND CONSUMPTION AND BY GROUPS OF THE SITC-REV. III 1995

GROUP DESCRIPTION	DT = 100 KG	1 000 DM	1 000 \$	GROUP DESCRIPTION	DT = 100 KG	1 000 DM	1 000 \$
625 RUBBER TYRES, TUBES, ETC.	872	484	334	263 COTTON	1 307	421	295
629 ARTICLES OF RUBBER, NES	266	913	638	287 ORE, CONCENTR. BASE METALS	339	132	91
641 PAPER AND PAPERBOARD	24 362	3 594	2 522	292 CRUDE VEG. MATERIALS, NES	700	550	382
642 PAPER, PAPERBOARD, CUT ETC	9 214	2 491	1 737	772 ELEC. SWITCH, RELAY, CIRCUIT	20	157	114
651 TEXTILE YARN	31	109	75	841 MENS, BOYS CLOTHING, X-KNIT	177	217	150
652 COTTON FABRICS, WOVEN	147	184	128				
653 FABRICS, MAN-MADE FIBRES	528	869	598	EXPORTS	116 521	50 965	35 529
656 TULLE, LACE, EMBROIDERY, ETC	24	43	30				
657 SPECIAL YARN, TEXT. FABRIC	168	690	475	022 MILK AND CREAM	6 600	2 032	1 416
662 CLAY, REFRACT. CONSTR. MATRL	6 344	1 028	716	046 MEAL, FLOUR OF WHEAT, MSLN	12 577	706	487
663 MINERAL MANUFACTURES, NES	534	444	310	054 VEGETABLES	300	450	303
664 GLASS	303	161	110	061 SUGARS, MOLASSES, HONEY	24 800	1 292	913
665 GLASSWARE	78	117	82	112 ALCOHOLIC BEVERAGES	242	89	61
673 FLAT-ROLLED IRON ETC.	289 557	23 338	16 349	269 WORN CLOTHING, TEXT. ARTL	8 024	3 242	2 270
674 FLAT-ROLLED PLATED IRON	81 947	11 919	8 353	292 CRUDE VEG. MATERIALS, NES	23	73	52
675 FLAT-ROLLED, ALLOY STEEL	402	153	106	515 ORGANO-INORGANIC COMPNDS	10	53	37
676 IRON, STL. BAR, SHAPES ETC.	6 317	465	326	516 OTHER ORGANIC CHEMICALS	23	49	34
679 TUBES, PIPES, ETC. IRON, STL	151	138	95	522 INORGANIC CHEM. ELEMENTS	110	44	32
682 COPPER	46	124	87	531 SYNTH. COLOURS, LAKES, ETC.	41	171	117
683 NICKEL	1	76	52	533 PIGMENTS, PAINTS, ETC.	113	118	81
684 ALUMINIUM	539	518	361	541 MEDICINES, ETC. EXC. GRP542	53	718	502
691 METALLIC STRUCTURES NES	1 394	230	164	542 MEDICAMENTS	165	1 213	859
692 CONTAINERS, STORAGE, TRNSP	363	260	182	553 PERFUMERY, COSMETICS, ETC.	5	80	56
693 WIRE PRODUCTS EXCL. ELECT	36	113	79	554 SOAP, CLEANERS, POLISH, ETC	392	185	129
694 NAILS, SCREWS, NUTS, ETC.	223	334	228	562 FERTILIZER, EXCEPT GRP542	6 472	222	157
695 TOOLS	1 132	2 075	1 456	571 POLYMERS OF ETHYLENE	816	96	69
696 CUTLERY	5	47	33	573 POLYMERS, VINYL CHLORIDE	140	51	36
697 HOUSEHOLD EQUIPMENT, NES	36	68	48	575 OTH. PLASTIC, PRIMARY FORM	172	56	38
699 MANUFACT. BASE METAL, NES	575	1 243	860	581 PLASTIC TUBE, PIPE, HOSE	229	108	75
700 CPL IND PLANT (84/85/87)	865	996	705	598 MISC. CHEMICAL PRODS. NES	143	119	82
712 STEAM TURBINES	49	399	279	621 MATERIALS OF RUBBER	76	92	63
713 INTRNL COMBUS PSTN ENGIN	361	1 794	1 247	625 RUBBER TYRES, TUBES, ETC.	91	65	47
714 ENGINES, MOTORS NON-ELECT	57	3 789	2 595	629 ARTICLES OF RUBBER, NES	27	121	82
716 ROTATING ELECTRIC PLANT	348	1 361	959	641 PAPER AND PAPERBOARD	701	262	186
718 OTH. POWER, GENRTNG, MACHNRY	8	167	114	642 PAPER, PAPERBOARD, CUT ETC	1 158	553	391
721 AGRIC. MACHINES, EX. TRACTR	572	951	673	656 TULLE, LACE, EMBROIDERY, ETC	11	82	58
722 TRACTORS	455	347	240	662 CLAY, REFRACT. CONSTR. MATRL	1 720	233	166
723 CIVIL ENGINEERING EQUIPT	1 385	1 695	1 181	663 MINERAL MANUFACTURES, NES	207	141	98
724 TEXTILE, LEATHER MACHINES	2 132	3 481	2 410	664 GLASS	206	72	49
725 PAPER, PULP MILL MACHINES	730	3 109	2 156	685 GLASSWARE	21	53	37
726 PRINTING, BOOKBINDING MACHS	244	1 056	744	673 FLAT-ROLLED IRON ETC.	27 770	2 696	1 902
727 FOOD-PROCESS. MCH. NON DOM	195	759	522	674 FLAT-ROLLED PLATED IRON	473	74	52
728 OTH. MACH. PTS, SPCL INDUST	5 062	10 264	7 146	679 TUBES, PIPES, ETC. IRON, STL	2 713	600	424
731 METAL REMOVAL WORK TOOLS	356	941	657	684 ALUMINIUM	318	835	592
733 MACH-TOOLS, METAL-WORKING	532	2 243	1 567	691 METALLIC STRUCTURES NES	524	139	96
735 PARTS, NES, FOR MACH-TOOLS	23	168	119	692 CONTAINERS, STORAGE, TRNSP	853	505	348
737 METALWORKING MACHNRY NES	470	1 624	1 084	693 WIRE PRODUCTS EXCL. ELECT	378	194	138
741 HEATING, COOLING EQUIP, PART	2 435	6 027	4 158	694 NAILS, SCREWS, NUTS, ETC.	36	55	37
742 PUMPS FOR LIQUIDS, PARTS	444	1 985	1 390	695 TOOLS	136	441	307
743 PUMPS NES, CENTRIFUGS ETC	1 392	5 195	3 591	699 MANUFACT. BASE METAL, NES	59	126	84
744 MECHANICAL HANDLING EQUIP	2 273	3 292	2 291	713 INTRNL COMBUS PSTN ENGIN	101	686	481
745 OTH. NONELEC MCH, TOOL, NES	2 043	14 441	10 167	716 ROTATING ELECTRIC PLANT	63	140	94
746 BALL OR ROLLER BEARINGS	40	243	167	718 OTH. POWER, GENRTNG, MACHNRY	283	674	477
747 TAPS, COCKS, VALVES, ETC.	122	649	448	722 TRACTORS	74	56	38
748 TRANSMISSIONS SHAFTS ETC	3 025	5 487	3 855	723 CIVIL ENGINEERING EQUIPT	1 272	1 151	775
749 NON-ELECT MACH. PARTS, ETC	148	2 263	1 583	724 TEXTILE, LEATHER MACHINES	160	565	400
751 OFFICE MACHINES	85	2 082	1 443	725 PAPER, PULP MILL MACHINES	9	50	35
752 AUTOMATC. DATA PROC. EQUIP	255	2 262	1 587	726 PRINTING, BOOKBINDING MACHS	49	362	247
759 PARTS, FOR OFFICE MACHINS	26	192	134	727 FOOD-PROCESS. MCH. NON DOM	1 281	3 859	2 684
763 SOUND RECORDER, PHONOGRPH	8	116	78	728 OTH. MACH. PTS, SPCL INDUST	883	965	668
764 TELECOMM. EQUIP, PARTS NES	41	1 028	723	731 METAL REMOVAL WORK TOOLS	11	47	34
771 ELECT POWER MACHNRY, PARTS	120	611	411	733 MACH-TOOLS, METAL-WORKING	77	257	184
772 ELEC. SWITCH, RELAY, CIRCUIT	201	1 785	1 239	735 PARTS, NES, FOR MACH-TOOLS	2	78	54
773 ELECTR DISTRIB. EQPT NES	219	248	170	737 METALWORKING MACHNRY NES	15	47	35
774 ELECTRO-MEDCL. XRAY EQUIP	24	613	434	741 HEATING, COOLING EQUIP, PART	215	774	542
775 DOM. ELEC. NON-ELEC. EQUIPT	65	231	156	742 PUMPS FOR LIQUIDS, PARTS	140	311	214
776 TRANSISTORS, VALVES, ETC.	1	92	66	743 PUMPS NES, CENTRIFUGS ETC	144	450	315
778 ELECTRIC MACH. APPART. NES	370	1 522	1 059	744 MECHANICAL HANDLING EQUIP	29	97	68
781 PASS. MOTOR VEHCLS. EX. BUS	8 754	37 910	26 480	745 OTH. NONELEC MCH, TOOL, NES	152	1 744	1 216
782 GOODS, SPCL TRANSPORT VEH	4 291	3 511	2 492	747 TAPS, COCKS, VALVES, ETC.	56	245	172
783 ROAD MOTOR VEHICLES NES	1 353	1 877	1 329	748 TRANSMISSIONS SHAFTS ETC	28	194	133
784 PARTS, TRACTORS, MOTOR VEH	2 583	7 290	5 113	749 NON-ELECT MACH. PARTS, ETC	4	327	230
785 CYCLES, MOTORCYCLES ETC.	65	352	233	751 OFFICE MACHINES	149	443	304
786 TRAILERS, SEMI-TRAILR, ETC	9 090	4 725	3 323	752 AUTOMATC. DATA PROC. EQUIP	34	648	455
791 RAILWAY VEHICLES, EQUIPNT	116	476	339	759 PARTS, FOR OFFICE MACHINS	7	70	47
792 AIRCRAFT, ASSOCTD. EQUIPNT	93	4 768	3 390	761 TELEVISION RECEIVERS ETC	14	48	34
813 LIGHTING FIXTURES ETC. NES	115	486	335	764 TELECOMM. EQUIP, PARTS NES	118	2 173	1 496
821 FURNITURE, CUSHIONS, ETC.	167	290	204	772 ELEC. SWITCH, RELAY, CIRCUIT	64	829	584
841 MENS, BOYS CLOTHING, X-KNIT	659	603	423	773 ELECTR DISTRIB. EQPT NES	379	357	251
842 WOMEN, GIRL CLOTHING, X-KNIT	3	113	75	774 ELECTRO-MEDCL. XRAY EQUIP	17	56	39
845 OTHR. TEXTILE APPAREL, NES	8	53	38	775 DOM. ELEC. NON-ELEC. EQUIPT	3	42	30
846 CLOTHING ACCESSRS, FABRIC	84	135	93	776 TRANSISTORS, VALVES, ETC.	3	229	165
848 CLOTHING, NONTEXTL; HEADGEAR	105	111	78	778 ELECTRIC MACH. APPART. NES	189	357	251
871 OPTICAL INSTRUMENTS, NES	8	292	202	781 PASS. MOTOR VEHCLS. EX. BUS	722	2 752	1 913
872 MEDICAL INSTRUMENTS NES	523	1 578	1 104	782 GOODS, SPCL TRANSPORT VEH	3 626	2 625	1 814
873 METERS, COUNTERS, NES	5	102	71	783 ROAD MOTOR VEHICLES NES	541	632	423
874 MEASURE, CONTROL INSTRMNT	130	2 210	1 551	784 PARTS, TRACTORS, MOTOR VEH	420	1 334	932
881 PHOTOGRAPH APPAR. ETC. NES	13	82	55	786 TRAILERS, SEMI-TRAILR, ETC	884	452	311
882 PHOTO. CINEMATOPHR. SUPPL	1 575	2 044	1 426	791 RAILWAY VEHICLES, EQUIPNT	82	422	293
884 OPTICAL GOODS NES	4	223	153	793 SHIP, BOAT, FLOAT. STRUCTRS	129	1 076	751
885 WATCHES AND CLOCKS	3	110	74	813 LIGHTING FIXTURES ETC. NES	13	42	30
892 PRINTED MATTER	251	415	284	821 FURNITURE, CUSHIONS, ETC.	22	48	34
893 ARTICLES, NES, OF PLASTICS	408	739	518	841 MENS, BOYS CLOTHING, X-KNIT	5	148	105
894 BABY CARRIAGE, TOYS, GAMES	52	110	73	851 FOOTWEAR	3	69	47
895 OFFICE, STATIONERY SUPPLS	126	426	291	871 OPTICAL INSTRUMENTS, NES	22	622	438
897 GOLD, SILVERWARE, JEWEL NES	1	179	127	872 MEDICAL INSTRUMENTS NES	22	204	142
898 MUSICAL INSTRUMENTS, ETC.	22	287	194	873 METERS, COUNTERS, NES	5	91	62
899 MISC MANUFCTRD GOODS NES	39	122	85	874 MEASURE, CONTROL INSTRMNT	25	1 116	791
941 COMPL IND PLANT CHAPT 99	357	644	458	881 PHOTOGRAPH APPAR. ETC. NES	3	78	54
				882 PHOTO. CINEMATOPHR. SUPPL	119	245	166
				892 PRINTED MATTER	57	122	81
				893 ARTICLES, NES, OF PLASTICS	52	69	46
				895 OFFICE, STATIONERY SUPPLS	70	227	165
				899 MISC MANUFCTRD GOODS NES	6	62	45
UGANDA							
IMPORTS	231 181	106 509	74 201				
034 FISH, FRESH, CHILLED, FROZN	2 365	1 421	1 000				
071 COFFEE, COFFEE SUBSTITUTE	214 279	98 839	68 861				
072 COCOA	2 072	428	296				
121 TOBACCO, UNMANUFACTURED	9 411	3 879	2 685				

7 IMPORTS AND EXPORTS (SPECIAL TRADE) BY COUNTRIES OF PRODUCTION AND CONSUMPTION AND BY GROUPS OF THE SITC-REV. III 1985

GROUP DESCRIPTION	DT = 100 KG	1 000 DM	1 000 \$	GROUP DESCRIPTION	DT = 100 KG	1 000 DM	1 000 \$
TANZANIA							
IMPORTS	240 019	110 413	77 423	714 ENGINES,MOTORS NON-ELECT	3	412	275
001 LIVE ANIMALS	25	297	211	716 ROTATING ELECTRIC PLANT	198	428	296
034 FISH,FRESH,CHILLED,FROZN	1 623	974	681	718 OTH.POWR.GENRTNG.MACHNRY	15	83	56
054 VEGETABLES	2 352	636	439	721 AGRIC.MACHINES,EX.TRACTR	235	243	172
071 COFFEE,COFFEE SUBSTITUTE	135 975	71 916	50 376	722 TRACTORS	94	176	123
072 COCOA	3 940	858	590	723 CIVIL ENGINEERING EQUIPT	917	1 499	1 048
074 TEA AND MATE	3 648	1 008	708	724 TEXTILE,LEATHER MACHINES	89	421	299
075 SPICES	165	49	31	726 PRINTNG,BOOKBINDNG MACHS	29	132	94
121 TOBACCO, UNMANUFACTURED	20 950	6 529	4 580	727 FOOD-PROCESS.MCH.NON DOM	213	528	366
223 OILSEED(OTH.FIX.VEG.OIL)	6 530	432	304	728 OTH.MACH,PTS,SPCL INDUST	389	2 605	1 848
248 WOOD, SIMPLY WORKED	3 176	586	413	731 METAL REMOVAL WORK TOOLS	15	51	34
263 COTTON	1 316	385	273	733 MACH-TOOLS,METAL-WORKING	223	720	496
265 VEGETABLE TEXTILE FIBRES	7 242	643	447	737 METALWORKING MACHNRY NES	242	252	180
277 NATURAL ABRASIVES, NES		121	79	741 HEATING,COOLNG EQUIP,PART	133	610	421
288 NON-FERROUS WASTE,SCRAP	334	108	74	742 PUMPS FOR LIQUIDS,PARTS	114	675	471
291 CRUDE ANIMAL MATERLS,NES	1 018	82	58	743 PUMPS NES,CENTRIFUGS ETC	450	2 377	1 686
292 CRUDE VEG.MATERIALS, NES	6 062	3 027	2 102	744 MECHANICAL HANDLING EQUIP	507	1 865	1 308
522 INORGANIC CHEM.ELEMENTS	53	367	261	745 OTH.NONELEC MCH,TOOL,NES	887	1 533	1 086
635 WOOD MANUFACTURES, NES	247	399	286	746 BALL OR ROLLER BEARINGS	34	215	152
651 TEXTILE YARN	1 634	852	611	747 TAPS,COCKS,VALVES,ETC.	42	101	70
657 SPECIAL YARN,TXTL.FABRIC	33 041	4 851	3 492	748 TRANSMISSIONS SHAFTS ETC	67	600	423
667 PEARLS,PRECIOUS STONES	251	6 984	4 907	749 NON-ELECT MACH.PARTS,ETC	11	460	319
682 COPPER	7 596	3 177	2 242	751 OFFICE MACHINES	7	52	34
689 MISC.NON-FERR.BASE METAL	160	1 398	987	752 AUTOMATC,DATA PROC.EQUIP	16	415	290
728 OTH.MACH,PTS,SPCL INDUST	94	467	330	759 PARTS,FOR OFFICE MACHINS	6	196	136
791 RAILWAY VEHICLES,EQUIPNT	160	372	270	764 TELECOMM.EQUIP,PARTS NES	20	328	223
831 TRUNK,SUIT-CASES,BAG,ETC	78	51	36	771 ELECT POWER MACHNRY,PARTS	306	299	203
842 WOMEN,GIRL CLOTHNG,XKNIT	11	57	37	772 ELEC. SWITCH.RELAY.CIRCUT	251	1 102	776
845 OTHR.TEXTILE APPAREL,NES	1 889	2 709	1 907	773 ELECTR DISTRIBT.EQPT NES	636	412	288
891 ARMS AND AMMUNITION	151	141	100	775 DOM.ELEC,NON-ELEC.EQUIPT	132	121	83
894 BABY CARRIAGE,TOYS,GAMES	31	52	37	776 TRANSISTORS,VALVES,ETC.	11	91	63
897 GOLD,SILVERWARE,JEWEL NES	5	220	159	778 ELECTRIC,MACH. APPART.NES	155	866	591
				781 PASS.MOTOR VEHCLS.EX.BUS	868	3 276	2 249
				782 GOODS,SPCL TRANSPORT VEH	1 323	1 392	995
				783 ROAD MOTOR VEHICLES NES	863	408	287
				784 PARTS,TRACTORS,MOTOR VEH	728	1 972	1 362
				785 CYCLES,MOTORCYCLES ETC.	81	201	140
				786 TRAILERS,SEMI-TRAILR,ETC	10 815	4 905	3 383
				791 RAILWAY VEHICLES,EQUIPNT	4 065	1 824	1 255
				800 CPL IND PLANT CHAP 90/94	52	1 068	709
				811 PREFABRICATED BUILDINGS	174	75	53
				812 PLUMBNG,SANITRY,EQPT,ETC	75	52	36
				813 LIGHTNG FIXTURES ETC.NES	30	113	79
				821 FURNITURE,CUSHIONS,ETC.	285	300	212
				841 MENS,BOYS CLOTHNG,X-KNIT	11	53	37
				848 CLOTHNG,NONXTXL;HEADGEAR	64	71	51
				871 OPTICAL INSTRUMENTS,NES	7	334	232
				872 MEDICAL INSTRUMENTS NES	231	1 301	910
				873 METERS,COUNTERS,NES	41	109	76
				874 MEASURE,CONTROL INSTRMNT	34	1 033	711
				881 PHOTOGRAPH APPAR.ETC.NES	5	44	30
				882 PHOTO.CINEMATOPHR.SUPPL	126	257	179
				891 ARMS AND AMMUNITION		79	49
				892 PRINTED MATTER	101	161	109
				893 ARTICLES,NES,OF PLASTICS	5 785	871	596
				898 MUSICAL INSTRUMENTS,ETC.	6	72	52
				SEYCHELLES			
				IMPORTS	10 391	5 017	3 539
				034 FISH,FRESH,CHILLED,FROZN	265	334	233
				037 FISH ETC.PREPD,PRSDV.NES	9 712	4 140	2 926
				899 MISC MANUFCTRD GOODS NES	7	49	33
				EXPORTS	5 520	6 360	4 467
				098 EDIBLE PROD.PREPRNTS,NES	85	63	43
				112 ALCOHOLIC BEVERAGES	273	44	30
				292 CRUDE VEG.MATERIALS, NES	12	69	48
				335 RESIDUAL PETROL.PRODUCTS	600	90	64
				542 MEDICAMENTS	2	66	46
				551 ESSNTL.OIL,PERFUME,FLAVR	14	43	31
				554 SOAP,CLEANERS,POLISH,ETC	348	93	64
				573 POLYMERS,VINYL CHLORIDE	200	64	44
				581 PLASTIC TUBE,PIPE,HOSE	56	51	36
				582 PLASTIC PLATE,SHEETS,ETC	175	56	41
				591 INSECTICIDES, ETC.	503	88	60
				592 STARCHES,INULIN,ETC.	74	73	52
				598 MISC.CHEMICAL PRDCTS,NES	135	92	63
				621 MATERIALS OF RUBBER	138	110	79
				625 RUBBER TYRES,TUBES,ETC.	90	133	93
				629 ARTICLES OF RUBBER, NES	26	485	340
				641 PAPER AND PAPERBOARD	29	83	59
				642 PAPER,PAPERBOARD,CUT ETC	130	895	635
				652 COTTON FABRICS, MOVEN	19	91	62
				653 FABRICS,MAN-MADE FIBRES	8	716	505
				657 SPECIAL YARN,TXTL.FABRIC	2	50	36
				659 FLOOR COVERINGS, ETC.	164	167	121
				662 CLAY,REFRCT.CONSTR.MATRL	93	129	91
				664 GLASS	41	83	58
				667 PEARLS,PRECIOUS STONES	39	155	108
				671 PIG IRON, SPIEGELEISN,ETC	4	149	106
				673 FLAT-ROLLED IRON ETC.	2	94	66
				675 FLAT-ROLLED, ALLOY STEEL	41	169	120
				676 IRON, STL.BAR,SHAPES ETC.	42	103	74
				678 WIRE OF IRON OR STEEL	94	47	30
				679 TUBES,PIPES,ETC. IRON, STL	9	80	52
				682 COPPER		43	30
				683 NICKEL			
				684 ALUMINIUM			
				691 METALLIC STRUCTURES NES			
				692 CONTAINERS,STORAGE,TRNSP			
				693 WIRE PRODUCTS EXCL.ELECT			
				694 NAILS,SCREWS,NUTS,ETC.			
				695 TOOLS			
				697 HOUSEHOLD EQUIPMENT,NES			
				699 MANUFACTS.BASE METAL,NES			
				700 CPL IND PLANT (84/85/87)			
				711 STEAM GENER. BOILERS,ETC.			
				712 STEAM TURBINES			
				713 INTRNL COMBUS PSTN ENGIN			
				036 CRUSTACEANS,MOLLUSCS ETC	69	165	115
				251 PULP AND WASTE PAPER	157 019	19 177	13 352
				BRIT IND OC			
				IMPORTS	157 088	19 342	13 467
				036 CRUSTACEANS,MOLLUSCS ETC	69	165	115
				251 PULP AND WASTE PAPER	157 019	19 177	13 352

7 IMPORTS AND EXPORTS (SPECIAL TRADE) BY COUNTRIES OF PRODUCTION AND CONSUMPTION AND BY GROUPS OF THE SITC-REV. III 1995

GROUP DESCRIPTION	DT = 100 KG	1 000 DM	1 000 \$	GROUP DESCRIPTION	DT = 100 KG	1 000 DM	1 000 \$
EXPORTS	115	247	174	844 WOMEN, GIRLS CLOTHING, KNIT	64	248	175
658 TEXTILE ARTICLES NES	4	105	75	845 OTHR. TEXTILE APPAREL, NES	1 803	15 321	10 687
699 MANUFACT. BASE METAL, NES	87	53	37	893 MISC MANUFACTURED GOODS NES	122	114	81
781 PASS. MOTOR VEHICLES, EX. BUS	22	61	43	EXPORTS	97 992	36 565	25 568
MOZAMBIQUE				022 MILK AND CREAM	3 225	980	667
IMPORTS	107 162	8 419	5 902	046 MEAL, FLOUR OF WHEAT, MSLN	34 789	1 271	910
057 FRUIT, NUTS EXCL. OIL NUTS	3 373	317	220	054 VEGETABLES	60	128	89
121 TOBACCO, UNMANUFACTURED	443	52	38	058 FRUIT, PRESERVED, PREPARED	140	56	41
223 OILSEED (OTH. FIX. VEG. OIL)	91 626	5 735	4 006	061 SUGARS, MOLASSES, HONEY	4 317	218	151
247 WOOD ROUGH, ROUGH SQUARED	10 305	897	650	263 COTTON	1 395	541	392
248 WOOD, SIMPLY WORKED	899	88	60	266 SYNTHETIC FIBRES	766	406	289
667 PEARLS, PRECIOUS STONES	26	1 081	755	269 WORN CLOTHING, TEXTL. ARTL	413	256	178
781 PASS. MOTOR VEHICLES, EX. BUS	120	60	43	335 RESIDUAL PETROL. PRODUCTS	2 006	222	157
EXPORTS	172 155	30 505	21 224	421 FIXED VEG. FAT, OILS, SOFT	524	73	50
022 MILK AND CREAM	940	287	192	431 ANIMAL, VEG. FATS, OILS, NES	1 277	201	141
041 WHEAT, MESLIN, UNMILLED	120 000	2 768	1 893	511 HYDROCARBONS, NES, DERIVTS	57	75	51
046 MEAL, FLOUR OF WHEAT, MSLN	12 663	463	321	512 ALCOHOL, PHENOL, ETC. DERIV	942	260	178
061 SUGARS, MOLASSES, HONEY	6 313	445	315	513 CARBOXYLIC ACIDS, DERIVTS	488	182	127
267 OTHER MAN-MADE FIBRES	278	157	109	515 ORGANO-INORGANIC COMPNDS	61	166	113
292 CRUDE VEG. MATERIALS, NES	30	62	44	516 OTHER ORGANIC CHEMICALS	45	47	33
421 FIXED VEG. FAT, OILS, SOFT	1 223	170	118	522 INORGANIC CHEM. ELEMENTS	4 064	309	215
613 CARBOXYLIC ACIDS, DERIVTS	173	63	45	523 METAL, SALTS, INORGAN. ACID	3 986	221	155
523 METAL, SALTS, INORGAN. ACID	11 203	543	385	524 OTHER CHEMICAL COMPOUNDS	161	56	39
541 MEDICINES, ETC. EXC. GRP 542	4	101	70	531 SYNTH. COLOURS, LAKES, ETC.	412	1 500	1 038
542 MEDICAMENTS	106	409	292	532 DYEING, TANNING MATERIALS	190	116	82
571 POLYMERS OF ETHYLENE	320	75	54	533 PIGMENTS, PAINTS, ETC.	1 443	646	446
572 POLYMERS OF STYRENE	200	52	38	541 MEDICINES, ETC. EXC. GRP 542	61	326	228
575 OTH. PLASTIC, PRIMARY FORM	160	67	46	542 MEDICAMENTS	288	410	293
581 PLASTIC TUBE, PIPE, HOSE	318	110	77	551 ESSNTL. OIL, PERFUME, FLAVR	15	48	33
582 PLASTIC PLATE, SHEETS, ETC	611	181	126	553 PERFUMERY, COSMETICS, ETC.	73	51	35
591 INSECTICIDES, ETC.	15	257	185	554 SOAP, CLEANERS, POLISH, ETC	418	195	135
621 MATERIALS OF RUBBER	16	76	55	562 FERTILIZER, EXCEPT GRP 272	349	47	32
629 ARTICLES OF RUBBER, NES	27	151	102	571 POLYMERS OF ETHYLENE	6 735	1 406	963
642 PAPER, PAPERBOARD, CUT ETC	226	119	83	573 POLYMERS, VINYL CHLORIDE	309	74	50
692 CONTAINERS, STORAGE, TRANSP	53	54	38	574 POLYACETAL, POLYCARBONATE	371	168	117
695 TOOLS	36	87	56	575 OTH. PLASTIC, PRIMARY FORM	2 885	1 476	1 029
696 CUTLERY	11	134	95	582 PLASTIC PLATE, SHEETS, ETC	1 033	341	237
699 MANUFACT. BASE METAL, NES	20	76	51	592 STARCHES, INULIN, ETC.	1 037	135	92
713 INTRNL COMBUS PSTN ENGIN	24	278	193	597 PREPRD ADDITIVES, LIQUIDS	91	53	37
716 ROTATING ELECTRIC PLANT	44	85	60	598 MISC. CHEMICAL PRODS. NES	1 606	833	585
718 OTH. POWER GENRATING MACHNRY		72	50	625 RUBBER TYRES, TUBES, ETC.	1 125	244	174
723 CIVIL ENGINEERING EQUIPT	10 197	5 333	3 650	629 ARTICLES OF RUBBER, NES	29	128	85
724 TEXTILE, LEATHER MACHINES	217	545	384	641 PAPER AND PAPERBOARD	2 896	455	319
727 FOOD-PROCESS. MCH. NON DOM	38	94	64	642 PAPER, PAPERBOARD, CUT ETC	379	102	71
728 OTH. MACH. PTS, SPCL INDUST	696	1 483	980	651 TEXTILE YARN	15	50	34
733 MACH-TOOLS, METAL-WORKING	70	494	322	653 FABRICS, MAN-MADE FIBRES	16	53	34
741 HEATING, COOLING EQUIP, PART	191	1 599	1 129	654 OTH. TEXTILE FABRIC, WOVEN	40	147	102
742 PUMPS FOR LIQUIDS, PARTS	16	84	57	657 SPECIAL YARN, TEXTL. FABRIC	250	74	52
743 PUMPS NES, CENTRIFUGS ETC	16	87	60	658 TEXTILE ARTICLES NES	20	91	64
744 MECHANICAL HANDLING EQUIP	116	79	57	663 MINERAL MANUFACTURES, NES	33	60	41
747 TAPS, COCKS, VALVES, ETC.	7	54	37	673 FLAT-ROLLED IRON ETC.	825	72	48
748 TRANSMISSIONS SHAFTS ETC	1	70	50	674 FLAT-ROLLED PLATED IRON	5 530	544	390
749 NON-ELECT MACH. PARTS, ETC		74	51	676 IRON, STL. BAR, SHAPES ETC.	844	75	53
751 OFFICE MACHINES	14	58	41	684 ALUMINIUM	172	190	133
752 AUTOMATC. DATA PROC. EQUIP	1	68	47	694 NAILS, SCREWS, NUTS, ETC.	22	53	39
759 PARTS, FOR OFFICE MACHINES	9	73	53	695 TOOLS	42	170	112
764 TELECOMM. EQUIP. PARTS NES	292	1 047	745	699 MANUFACT. BASE METAL, NES	90	121	87
771 ELECT POWER MACHNRY, PARTS	29	195	140	713 INTRNL COMBUS PSTN ENGIN	350	1 025	719
772 ELEC. SWITCH, RELAY, CIRCUIT	29	474	328	716 ROTATING ELECTRIC PLANT	53	197	137
773 ELECTR DISTRIB. EQPT NES	690	812	577	722 TRACTORS	259	319	226
774 ELECTRO-MEDCL. XRAY EQUIP	34	702	499	723 CIVIL ENGINEERING EQUIPT	187	376	251
778 ELECTRIC MACH. APPART. NES	80	443	309	724 TEXTILE, LEATHER MACHINES	243	1 228	858
781 PASS. MOTOR VEHICLES, EX. BUS	382	711	497	725 PAPER, PULP MILL MACHINES	34	85	60
782 GOODS, SPCL TRANSPORT VEH	1 617	1 599	1 127	726 PRINTING, BOOKBINDING MACHS	14	92	64
783 ROAD MOTOR VEHICLES NES	344	237	170	727 FOOD-PROCESS. MCH. NON DOM	72	289	202
784 PARTS, TRACTORS, MOTOR VEH	90	299	210	728 OTH. MACH. PTS, SPCL INDUST	54	446	315
791 RAILWAY VEHICLES, EQUIPNT	35	535	382	731 METAL REMOVAL WORK TOOLS	11	122	85
821 FURNITURE, CUSHIONS, ETC.	36	283	200	735 PARTS, NES, FOR MACH-TOOLS	18	257	180
872 MEDICAL INSTRUMENTS NES	125	3 487	745	741 HEATING, COOLING EQUIP, PART	94	309	216
874 MEASURE, CONTROL INSTRMNT	15	626	445	742 PUMPS FOR LIQUIDS, PARTS	65	316	223
882 PHOTO. CINEMATOGRPH. SUPPL	13	88	62	743 PUMPS NES, CENTRIFUGS ETC	84	470	325
884 OPTICAL GOODS NES		61	49	744 MECHANICAL HANDLING EQUIP	1 096	2 110	1 504
893 ARTICLES, NES, OF PLASTICS	8	58	35	745 OTH. NONELEC MCH, TOOL, NES	220	2 077	1 457
895 OFFICE, STATIONERY SUPPLS	2	71	51	746 BALL OR ROLLER BEARINGS	15	102	72
MADAGASCAR				748 TRANSMISSIONS SHAFTS ETC	31	195	131
IMPORTS	156 474	86 455	60 385	749 NON-ELECT MACH. PARTS, ETC	5	241	164
001 LIVE ANIMALS	1	108	72	751 OFFICE MACHINES	16	46	32
011 BOVINE MEAT	24 226	11 138	7 836	764 TELECOMM. EQUIP. PARTS NES	10	97	68
037 FISH ETC. PREPD, PRSVD. NES	15 903	6 748	4 710	771 ELECT POWER MACHNRY, PARTS	14	82	55
054 VEGETABLES	286	228	160	772 ELEC. SWITCH, RELAY, CIRCUIT	21	177	124
057 FRUIT, NUTS EXCL. OIL NUTS	7 228	3 490	2 333	778 ELECTRIC MACH. APPART. NES	129	522	364
071 COFFEE, COFFEE SUBSTITUTE	19 260	7 824	5 367	781 PASS. MOTOR VEHICLES, EX. BUS	671	1 121	785
072 COCOA	2 516	539	377	782 GOODS, SPCL TRANSPORT VEH	2 171	3 384	2 399
075 SPICES	8 794	17 147	12 107	783 ROAD MOTOR VEHICLES NES	114	90	63
248 WOOD, SIMPLY WORKED	1 109	620	432	784 PARTS, TRACTORS, MOTOR VEH	868	1 711	1 197
265 VEGETABLE TEXTILE FIBRES	4 631	569	392	786 TRAILERS, SEMI-TRAILR, ETC	101	77	54
278 OTHER CRUDE MINERALS	41 524	4 928	3 450	821 FURNITURE, CUSHIONS, ETC.	28	66	47
292 CRUDE VEG. MATERIALS, NES	3 891	1 307	921	871 OPTICAL INSTRUMENTS, NES	1	69	50
422 FIXED VEG. FAT, OILS, OTHER	209	62	43	872 MEDICAL INSTRUMENTS NES	20	57	40
551 ESSNTL. OIL, PERFUME, FLAVR	283	685	474	873 METERS, COUNTERS, NES	1	78	53
651 TEXTILE YARN	8 292	1 878	1 323	874 MEASURE, CONTROL INSTRMNT	5	371	259
652 COTTON FABRICS, WOVEN	6 180	4 053	2 837	882 PHOTO. CINEMATOGRPH. SUPPL	96	68	46
656 TULLE, LACE, EMBROIDRY, ETC	15	91	84	893 ARTICLES, NES, OF PLASTICS	129	232	161
657 SPECIAL YARN, TEXTL. FABRIC	5 652	1 037	737	895 OFFICE, STATIONERY SUPPLS	120	218	154
658 TEXTILE ARTICLES NES	35	81	55	897 GOLD, SILVERWARE, JEWEL NES	63	125	87
663 MINERAL MANUFACTURES, NES	15	81	55	REUNION		52	36
667 PEARLS, PRECIOUS STONES	1 551	2 279	1 596	IMPORTS	13 691	2 549	1 740
841 MENS, BOYS CLOTHING, X-KNIT	1 774	3 059	2 140	057 FRUIT, NUTS EXCL. OIL NUTS	355	164	113
842 WOMEN, GIRL CLOTHING, X-KNIT	732	2 143	1 482	061 SUGARS, MOLASSES, HONEY	3 886	525	355
				075 SPICES	101	383	265
				112 ALCOHOLIC BEVERAGES	9 303	1 242	848
				551 ESSNTL. OIL, PERFUME, FLAVR	4	105	69

7 IMPORTS AND EXPORTS (SPECIAL TRADE) BY COUNTRIES OF PRODUCTION AND CONSUMPTION AND BY GROUPS OF THE SITC-REV. III 1995

GROUP DESCRIPTION	DT = 100 KG	1 000 DM	1 000 \$	GROUP DESCRIPTION	DT = 100 KG	1 000 DM	1 000 \$
EXPORTS	124 010	73 917	51 572	699 MANUFACTS.BASE METAL,NES	41	531	374
048 CEREAL PREPARATIONS	316	299	212	716 ROTATING ELECTRIC PLANT	89	225	160
054 VEGETABLES	30	90	65	724 TEXTILE,LEATHER MACHINES	1 297	973	695
062 SUGAR CONFECTIONERY	277	190	132	737 METALWORKING MACHNRY NES	2	55	39
081 ANIMAL FEED STUFF	441	169	118	831 TRUNK,SUIT-CASES,BAG,ETC	152	341	238
098 EDIBLE PROD.PREPRNTS,NES	736	565	392	841 MENS,BOYS CLOTHING,X-KNIT	3 280	21 821	15 308
278 OTHER CRUDE MINERALS	25 284	642	449	842 WOMEN,GIRL CLOTHING,XKNIT	1 849	8 136	5 686
322 BRIQUETTES,LIGNITE,PEAT	22 080	488	339	843 MENS,BOYS CLOTHING,KNIT	811	3 150	2 202
513 CARBOXYLIC ACIDS,DERIVTS	238	64	46	844 WOMEN,GIRLS CLOTHING,KNIT	1 992	6 419	4 527
516 OTHER ORGANIC CHEMICALS	154	169	119	845 OTHR.TEXTILE APPAREL,NES	19 185	71 756	50 215
522 INORGANIC CHEM.ELEMENTS	635	172	119	848 CLOTHING,NONTXTL;HEADGEAR	11	80	55
529 METAL.SALTS,INORGAN.ACID	661	45	33	874 MEASURE,CONTROL INSTRMNT	21	684	480
531 SYNTH.COLOURS,LAKES,ETC.	72	333	233	884 OPTICAL GOODS NES	15	227	158
533 PIGMENTS, PAINTS, ETC.	146	206	143	885 WATCHES AND CLOCKS		108	75
554 SOAP,CLEANERS,POLISH,ETC	285	79	56	894 BABY CARRIAGE,TOYS,GAMES	830	2 546	1 786
562 FERTILIZER,EXCEPT GRP272	184	58	40	897 GOLD,SILVERWARE,JEWEL NES	36	4 283	3 002
571 POLYMERS OF ETHYLENE	2 421	346	243	899 MISC MANUFCTRD GOODS NES	56	380	262
572 POLYMERS OF STYRENE	335	79	54	971 GOLD,NONMONTY EXCL ORES		376	261
575 OTH.PLASTIC,PRIMARY FORM	1 172	347	242	EXPORTS	379 890	124 752	87 034
581 PLASTIC TUBE,PIPE,HOSE	39	131	86	017 MEAT,OFFL.PRPD,PRSD,NES	100	58	41
582 PLASTIC PLATE,SHEETS,ETC	135	232	157	041 WHEAT, MESLIN, UNMILLED	278 909	5 776	3 921
591 INSECTICIDES, ETC.	338	393	273	048 CEREAL PREPARATIONS	2 640	152	106
592 STARCHES,INULIN,ETC.	249	273	386	054 VEGETABLES	82	94	64
598 MISC.CHEMICAL PRODS,NES	3 674	559	151	061 SUGARS,MOLASSES,HONEY	940	42	30
625 RUBBER TYRES,TUBES,ETC.	345	215	200	073 CHOCOLATE,OTH.COCOA PREP	74	56	40
629 ARTICLES OF RUBBER, NES	264	282	945	081 ANIMAL FEED STUFF	48	82	56
641 PAPER AND PAPERBOARD	6 738	1 339	8 390	091 MARGARINE AND SHORTENING	13 956	2 109	1 485
642 PAPER,PAPERBOARD,CUT ETC	21 553	11 938	35	098 EDIBLE PROD.PREPRNTS,NES	403	215	153
652 COTTON FABRICS, WOVEN	26	49	181	266 SYNTHETIC FIBRES	840	282	199
653 FABRICS,MAN-MADE FIBRES	93	266	38	268 WOOL, OTHER ANIMAL HAIR	159	150	104
657 SPECIAL YARN,TXTL.FABRIC	46	54	39	292 CRUDE VEG.MATERIALS, NES	43	154	106
661 LIME,CEMENT,CONSTR.MATRL	1 251	55	179	334 PETROLEUM PRODUCTS	187	69	50
662 CLAY,REFRCT.CONSTR.MATRL	3 347	252	34	421 FIXED VEG.FAT,OILS, SOFT	1 049	145	101
663 MINERAL MANUFACTURES,NES	11	52	34	431 ANIMAL,VEG.FATS,OILS,NES	5 557	831	587
664 GLASS	37	51	40	511 HYDROCARBONS,NES,DERIVTS	675	166	118
665 GLASSWARE	70	59	42	512 ALCOHOL,PHENOL,ETC.DERIV	518	49	34
666 POTTERY	109	59	231	513 CARBOXYLIC ACIDS,DERIVTS	264	255	179
684 ALUMINIUM	292	331	49	514 NITROGEN-FUNCT.COMPOUNDS	1 249	783	552
691 METALLIC STRUCTURES NES	69	69	141	515 ORGANO-INORGANIC COMPNDS	78	56	39
694 NAILS,SCREWS,NUTS,ETC.	241	208	88	516 OTHER ORGANIC CHEMICALS	39	52	36
695 TOOLS	61	127	295	522 INORGANIC CHEM.ELEMENTS	502	128	89
699 MANUFACTS.BASE METAL,NES	303	419	192	523 METAL.SALTS,INORGAN.ACID	6 331	600	421
713 INTRNL COMBUS PSTN ENGIN	45	277	203	531 SYNTH.COLOURS,LAKES,ETC.	1 795	5 228	3 662
716 ROTATING ELECTRIC PLANT	71	284	63	533 PIGMENTS, PAINTS, ETC.	592	407	284
721 AGRIC.MACHINES,EX. TRACTR	59	95	357	541 MEDICINES,ETC.EXC.GRP542	8	218	151
722 TRACTORS	379	511	1 399	542 MEDICAMENTS	236	1 327	931
723 CIVIL ENGINEERING EQUIPT	1 944	2 001	141	551 ESSNTL.OIL, PERFUME,FLAVR	44	178	125
725 PAPER,PULP MILL MACHINES	44	198	470	553 PERFUMERY,COSMETICS,ETC.	73	103	88
726 PRINTNG,BOOKBINDNG MACHS	99	674	256	554 SOAP,CLEANERS,POLISH,ETC	1 868	736	522
727 FOOD-PROCESS.MCH.NON DOM	65	366	363	571 POLYMERS OF ETHYLENE	1 803	223	157
728 OTH.MACH,PTS,SPCL INDUST	124	517	126	572 POLYMERS OF STYRENE	260	105	75
731 METAL REMOVAL WORK TOOLS	177	177	185	573 POLYMERS,VINYL CHLORIDE	80	55	39
741 HEATING,COOLNG EQUIP,PART	2	285	71	574 POLYACETAL,POLYCARBONATE	1 255	386	267
742 PUMPS FOR LIQUIDS,PARTS	5	107	271	575 OTH.PLASTIC,PRIMARY FORM	2 208	1 184	824
743 PUMPS NES,CENTRIFUGS ETC	153	387	1 004	581 PLASTIC TUBE,PIPE,HOSE	60	106	76
744 MECHANICAL HANDLING EQUIP	1 341	1 449	658	582 PLASTIC PLATE,SHEETS,ETC	952	621	429
745 OTH.NONELEC MCH,TOOL,NES	148	929	76	591 INSECTICIDES, ETC.	192	276	194
748 TRANSMISSIONS SHAFTS ETC	12	114	155	592 STARCHES,INULIN,ETC.	339	188	129
749 NON-ELECT MACH.PARTS,ETC	8	220	204	597 PREPRD ADDITIVES,LIQUIDS	1 384	388	271
751 OFFICE MACHINES	69	297	126	598 MISC.CHEMICAL PRODS,NES	4 251	1 987	1 391
759 PARTS,FOR OFFICE MACHINS	10	181	55	611 LEATHER	49	205	143
764 TELECOMM.EQUIP.PARTS NES	35	76	42	621 MATERIALS OF RUBBER	15	46	31
772 ELEC.SWITCH.RELAY.CIRCUIT	4	61	246	625 RUBBER TYRES,TUBES,ETC.	90	75	53
774 ELECTRO-MEDCL,XRAY EQUIP	11	356	116	629 ARTICLES OF RUBBER, NES	49	182	126
775 DOM.ELEC,NON-ELEC.EQUIPT	63	168	533	634 VENEERS, PLYWOOD, ETC.	473	77	51
778 ELECTRIC.MACH.APPART,NES	184	758	448	635 WOOD MANUFACTURES, NES	248	97	66
781 PASS.MOTOR VEHCLS.EX.BUS	15 733	30 792	21 448	641 PAPER AND PAPERBOARD	4 912	828	584
782 GOODS,SPCL TRANSPORT VEH	2 385	2 994	922	642 PAPER,PAPERBOARD,CUT ETC	4 419	1 949	1 370
784 PARTS,TRACTORS,MOTOR VEH	457	1 318	42	651 TEXTILE YARN	295	758	531
813 LIGHTNG FIXTURES ETC,NES	17	63	314	652 COTTON FABRICS, WOVEN	521	1 209	846
821 FURNITURE,CUSHIONS,ETC.	1 499	443	36	653 FABRICS,MAN-MADE FIBRES	752	2 501	1 735
831 TRUNK,SUIT-CASES,BAG,ETC	3	48	63	654 OTH.TEXTILE FABRIC,WOVEN	1 141	8 316	5 821
841 MENS,BOYS CLOTHING,X-KNIT	12	88	135	655 KNIT.CROCHET.FABRIC NES	1 311	5 351	3 756
842 WOMEN,GIRL CLOTHING,XKNIT	4	192	39	656 TULLE,LACE,EMBROIDRY.ETC	536	2 148	1 502
845 OTHR.TEXTILE APPAREL,NES	1	61	36	657 SPECIAL YARN,TXTL.FABRIC	182	643	447
848 CLOTHING,NONTXTL;HEADGEAR	8	51	311	662 CLAY,REFRCT.CONSTR.MATRL	1 870	223	158
851 FOOTWEAR	84	441	158	663 MINERAL MANUFACTURES,NES	844	341	238
872 MEDICAL INSTRUMENTS NES	8	231	356	664 GLASS	216	152	105
874 MEASURE,CONTROL INSTRMNT	52	509	374	665 GLASSWARE	85	82	56
881 PHOTOGRAPH APPAR.ETC.NES	35	532	824	666 POTTERY	18	45	31
882 PHOTO.CINEMATOGPH.SUPPL	798	1 200	607	679 TUBES,PIPES,ETC. IRON,STL	316	63	44
893 ARTICLES,NES,OF PLASTICS	727	865	82	681 SILVER,PLATINUM,ETC.	11	323	225
894 BABY CARRIAGE,TOYS,GAMES	21	98	70	683 NICKEL	9	76	55
895 OFFICE,STATIONERY SUPPLS	28	186	131	691 METALLIC STRUCTURES NES	2 690	1 604	1 128
897 GOLD,SILVERWARE,JEWEL NES	9	108	74	692 CONTAINERS,STORAGE,TRNSP	296	171	119
898 MUSICAL INSTRUMENTS,ETC.			265	693 WIRE PRODUCTS EXCL.ELECT	87	58	41
899 MISC MANUFCTRD GOODS NES	362	371	694	694 NAILS,SCREWS,NUTS,ETC.	58	106	69
				695 TOOLS	340	829	584
				696 CUTLERY	33	125	87
MAURITIUS				699 MANUFACTS.BASE METAL,NES	495	1 337	931
IMPORTS	326 869	150 821	105 659	711 STEAM GENER. BOILERS,ETC.	110	141	98
034 FISH,FRESH,CHILLED,FROZEN	747	223	156	713 INTRNL COMBUS PSTN ENGIN	152	1 092	773
037 FISH ETC.PRPD,PRSD,NES	9 298	3 751	2 635	714 ENGINES,MOTORS NON-ELECT	10	198	132
057 FRUIT,NUTS EXCL.OIL NUTS	311	178	120	716 ROTATING ELECTRIC PLANT	52	162	110
061 SUGARS,MOLASSES,HONEY	276 268	9 031	6 307	721 AGRIC.MACHINES,EX. TRACTR	645	606	431
074 TEA AND MATE	1 067	722	513	722 TRACTORS	154	180	128
075 SPICES	171	379	267	723 CIVIL ENGINEERING EQUIPT	840	1 041	734
248 WOOD, SIMPLY WORKED	159	75	53	724 TEXTILE,LEATHER MACHINES	4 364	19 844	13 904
288 NON-FERROUS WASTE,SCRAP	208	66	47	725 PAPER,PULP MILL MACHINES	101	291	203
289 PREC.METAL ORES,CONCRTS		329	233	726 PRINTNG,BOOKBINDNG MACHS	100	694	471
292 CRUDE VEG.MATERIALS, NES	29	61	44	727 FOOD-PROCESS.MCH.NON DOM	178	652	431
635 WOOD MANUFACTURES, NES	16	52	36	728 OTH.MACH,PTS,SPCL INDUST	1 044	2 941	2 089
642 PAPER,PAPERBOARD,CUT ETC	20	59	42	737 METALWORKING MACHNRY NES	11	56	38
652 COTTON FABRICS, WOVEN	530	600	409	741 HEATING,COOLNG EQUIP,PART	568	1 400	992
658 TEXTILE ARTICLES NES	7 837	11 489	8 080	742 PUMPS FOR LIQUIDS,PARTS	49	191	131
695 TOOLS	1	58	41	743 PUMPS NES,CENTRIFUGS ETC	165	595	413

7 IMPORTS AND EXPORTS (SPECIAL TRADE) BY COUNTRIES OF PRODUCTION AND CONSUMPTION AND BY GROUPS OF THE SITC-REV. III 1995

GROUP DESCRIPTION	DT = 100 KG	1 000 DM	1 000 \$	GROUP DESCRIPTION	DT = 100 KG	1 000 DM	1 000 \$
744 MECHANICAL HANDLING EQUIP	438	795	557	662 CLAY, REFRCT. CONSTR. MATRL	1 893	179	126
745 OTH. NONELEC. MCH. TOOL, NES	152	980	677	663 MINERAL MANUFACTURES, NES	48	82	57
747 TAPS, COCKS, VALVES, ETC.	142	462	322	684 ALUMINIUM	220	116	82
748 TRANSMISSIONS SHAFTS ETC	165	412	282	695 TOOLS	36	442	305
749 NON-ELECT. MACH. PARTS, ETC	77	574	398	699 MANUFACTS. BASE METAL, NES	117	128	87
751 OFFICE MACHINES	25	66	45	713 INTRNL. COMBUS. PSTN. ENGIN	123	388	269
752 AUTOMATC. DATA PROC. EQUIP	44	689	485	714 ENGINES, MOTORS, NON-ELECT	4	387	278
759 PARTS, FOR OFFICE MACHINS	29	111	80	716 ROTATING ELECTRIC PLANT	39	112	77
761 TELEVISION RECEIVERS ETC	29	84	55	721 AGRIC. MACHINES, EX. TRACTR	250	368	259
763 SOUND RECORDER, PHONOGRPH	462	53	37	723 CIVIL ENGINEERING EQUIPT	610	989	692
764 TELECOMM. EQUIP. PARTS NES	17	77	52	724 TEXTILE, LEATHER MACHINES	5 677	15 305	10 722
771 ELECT. POWER MACHNY. PARTS	29	464	321	725 PAPER, PULP MILL MACHINES	36	84	59
772 ELEC. SWITCH. RELAY. CIRCUIT	4	369	259	726 PRINTING, BOOKBINDING MACHS	21	105	74
774 ELECTRO-MEDCL. XRAY EQUIP	23	95	63	727 FOOD-PROCESS. MCH. NON DOM	1 020	3 333	2 352
775 DOM. ELEC. NON-ELEC. EQUIPT	182	722	499	728 OTH. MACH. PTS. SPCL. INDUST	8	169	119
778 ELECTRIC. MACH. APPART. NES	5 067	13 004	9 021	735 PARTS, NES, FOR MACH-TOOLS	58	59	42
781 PASS. MOTOR VEHCLS. EX. BUS	336	488	340	737 METALWORKING MACHNRY NES	253	886	630
782 GOODS, SPCL. TRANSPORT VEH	272	918	636	741 HEATING, COOLING EQUIP, PART	64	498	348
784 PARTS, TRACTORS, MOTOR VEH	1	523	362	742 PUMPS FOR LIQUIDS, PARTS	877	3 389	2 360
792 AIRCRAFT, ASSOCTD. EQUIPNT	21	132	88	743 PUMPS NES, CENTRIFUGS ETC	217	238	165
813 LIGHTING FIXTURES ETC. NES	151	275	188	744 MECHANICAL HANDLING EQUIP	186	1 004	704
821 FURNITURE, CUSHIONS, ETC.	10	239	169	745 OTH. NONELEC. MCH. TOOL, NES	18	84	58
841 MENS. BOYS CLOTHING, X-KNIT	7	168	121	747 TAPS, COCKS, VALVES, ETC.	37	155	109
843 MENS. BOYS CLOTHING, KNIT	262	954	669	748 TRANSMISSIONS SHAFTS ETC	1	288	202
846 CLOTHING ACCESSRS, FABRIC	45	132	95	749 NON-ELECT. MACH. PARTS, ETC	30	147	100
848 CLOTHING, NONTXLT, HEADGEAR	100	591	412	751 OFFICE MACHINES	42	873	613
872 MEDICAL INSTRUMENTS NES	20	641	447	752 AUTOMATC. DATA PROC. EQUIP	7	74	52
874 MEASURE, CONTROL INSTRMNT	17	83	58	759 PARTS, FOR OFFICE MACHINS	6	44	31
881 PHOTOGRAPH APPAR. ETC. NES	588	639	446	764 TELECOMM. EQUIP. PARTS NES	23	67	47
882 PHOTO. CINEMATOGRPH. SUPPL	343	735	508	771 ELECT. POWER MACHNY. PARTS	541	1 006	717
884 OPTICAL GOODS NES	282	301	209	772 ELEC. SWITCH. RELAY. CIRCUIT	58	56	37
892 PRINTED MATTER	55	235	162	773 ELECTRIC. MACH. APPART. NES	193	784	553
893 ARTICLES, NES, OF PLASTICS	105	520	356	775 DOM. ELEC. NON-ELEC. EQUIPT	491	2 414	1 692
894 BABY CARRIAGE, TOYS, GAMES	44	5 241	3 658	778 ELECTRIC. MACH. APPART. NES	525	871	603
895 OFFICE, STATIONERY SUPPLS	69	709	499	781 PASS. MOTOR VEHCLS. EX. BUS	172	410	293
897 GOLD, SILVERWARE, JEWEL NES	43	486	335	784 PARTS, TRACTORS, MOTOR VEH	6	69	47
898 MUSICAL INSTRUMENTS, ETC.	2	1 040	725	786 TRAILERS, SEMI-TRAILER, ETC	12	49	34
899 MISC. MANUFCTRD GOODS NES				791 RAILWAY VEHICLES. EQUIPNT	180	401	286
971 GOLD, NONMONTY EXCL. ORES				851 FOOTWEAR	12	406	277
COMOROS				872 MEDICAL INSTRUMENTS NES	3	46	32
IMPORTS	1 457	3 059	2 098	874 MEASURE, CONTROL INSTRMNT	2	67	47
075 SPICES	1 439	2 987	2 049	885 WATCHES AND CLOCKS	358	354	246
EXPORTS	1 598	891	620	891 ARMS AND AMMUNITION	4	84	57
				893 ARTICLES, NES, OF PLASTICS			
				898 MUSICAL INSTRUMENTS, ETC.			
				ZIMBABWE			
022 MILK AND CREAM	300	114	81	IMPORTS	1 135 826	268 243	186 891
269 WORN CLOTHING, TEXTL. ARTL	162	62	44	011 BOVINE MEAT	18 983	12 782	9 076
421 FIXED VEG. FAT, OILS, SOFT	699	94	66	034 FISH, FRESH, CHILLED, FROZN	82	78	55
541 MEDICINES, ETC. EXC. GRP542	6	96	65	054 VEGETABLES	2 427	1 280	894
764 TELECOMM. EQUIP. PARTS NES	3	148	107	057 FRUIT, NUTS EXCL. OIL NUTS	24 227	2 879	2 021
781 PASS. MOTOR VEHCLS. EX. BUS	14	58	42	071 COFFEE, COFFEE SUBSTITUTE	51 406	21 563	15 153
792 AIRCRAFT, ASSOCTD. EQUIPNT	4	85	57	074 TEA AND MATE	2 600	868	608
MAYOTTE				121 TOBACCO, UNMANUFACTURED	179 205	66 098	45 890
IMPORTS	765	310	217	122 TOBACCO, MANUFACTURED	970	237	165
075 SPICES	757	309	217	263 COTTON	39 644	11 151	7 674
EXPORTS	3 085	1 247	877	273 STONE, SAND AND GRAVEL	3 793	172	118
011 BOVINE MEAT	712	132	93	278 OTHER CRUDE MINERALS	81 680	4 336	3 035
061 SUGARS, MOLASSES, HONEY	1 723	199	141	283 COPPER ORES, CONCENTRATES	3 183	359	243
721 AGRIC. MACHINES, EX. TRACTR	105	121	84	287 ORE, CONCENTR. BASE METALS	89	225	153
723 CIVIL ENGINEERING EQUIPT	182	206	143	289 PREC. METAL ORES, CONCTRTS	4	2 405	1 685
782 GOODS, SPCL. TRANSPORT VEH	167	340	245	291 CRUDE ANIMAL MATERLS. NES	11	101	67
784 PARTS, TRACTORS, MOTOR VEH	17	56	39	292 CRUDE VEG. MATERIALS, NES	7 513	8 121	5 683
ZAMBIA				325 COKE, SEMI-COKE, RET. CARBN	114 070	1 107	776
IMPORTS	37 617	38 272	26 662	541 MEDICINES, ETC. EXC. GRP542	12	77	54
034 FISH, FRESH, CHILLED, FROZN	32	224	157	598 MISC. CHEMICAL PROODTS. NES	2 092	440	308
054 VEGETABLES	73	56	36	634 VENEERS, PLYWOOD, ETC.	2 851	347	245
071 COFFEE, COFFEE SUBSTITUTE	7 073	3 476	2 432	651 TEXTILE YARN	6 943	4 167	2 924
121 TOBACCO, UNMANUFACTURED	5 338	2 220	1 539	652 COTTON FABRICS, WOVEN	612	478	338
288 NON-FERROUS WASTE, SCRAP	1 275	718	508	658 TEXTILE ARTICLES NES	42	49	34
292 CRUDE VEG. MATERIALS, NES	504	537	379	659 FLOOR COVERINGS, ETC.	37	90	62
522 INORGANIC CHEM. ELEMENTS	197	1 635	1 183	661 LIME, CEMENT, CONSTR. MATRL	1 027	186	129
651 TEXTILE YARN	19 194	10 129	7 102	667 PEARLS, PRECIOUS STONES	15	272	192
667 PEARLS, PRECIOUS STONES	105	456	319	671 PIG IRON, SPIEGELEISN, ETC	554 073	70 991	49 333
682 COPPER	1 499	610	436	682 COPPER	5 988	2 339	1 599
689 MISC. NON-FERR. BASE METAL	2 009	17 799	12 322	683 NICKEL	19 561	23 470	16 303
EXPORTS	166 006	45 710	31 988	712 STEAM TURBINES	12	85	61
022 MILK AND CREAM	1 200	371	247	725 PAPER, PULP MILL MACHINES	107	299	201
041 WHEAT, MESLIN, UNMILLED	127 472	2 612	1 823	841 MENS. BOYS CLOTHING, X-KNIT	7 060	16 053	11 270
046 MEAL, FLOUR OF WHEAT, MSLN	10 878	651	452	842 WOMEN, GIRL CLOTHING, XKNIT	1 345	5 051	3 530
054 VEGETABLES	84	290	198	844 WOMEN, GIRLS CLOTHING, KNIT	1 250	1 147	810
266 SYNTHETIC FIBRES	459	128	89	845 OTHR. TEXTILE APPAREL, NES	1 300	3 291	2 308
269 WORN CLOTHING, TEXTL. ARTL	154	47	33	846 CLOTHING ACCESSRS, FABRIC	1 571	3 834	2 702
292 CRUDE VEG. MATERIALS, NES	51	211	152	896 WORKS OF ART, ANTIQUE ETC	305	481	337
523 METAL. SALTS, INORGAN. ACID	1 180	192	134	899 MISC. MANUFCTRD GOODS NES	13	80	54
541 MEDICINES, ETC. EXC. GRP542	10	290	202	EXPORTS	562 380	132 095	91 985
542 MEDICAMENTS	3	78	55	001 LIVE ANIMALS		60	42
551 ESSNTL. OIL, PERFUME, FLAVR	508	538	379	041 WHEAT, MESLIN, UNMILLED	461 944	8 699	6 161
571 POLYMERS OF ETHYLENE	310	62	43	048 CEREAL PREPARATIONS	297	172	121
575 OTH. PLASTIC, PRIMARY FORM	4 282	529	372	054 VEGETABLES	265	465	322
598 MISC. CHEMICAL PROODTS. NES	1 438	518	362	056 VEGETABLES, PRPD, PRSVD, NES	188	99	71
621 MATERIALS OF RUBBER	16	51	34	061 SUGARS, MOLASSES, HONEY	194	45	32
625 RUBBER TYRES, TUBES, ETC.	1 859	168	115	073 CHOCOLATE, OTH. COCOA PREP	125	98	69
629 ARTICLES OF RUBBER, NES	31	146	101	081 ANIMAL FEED STUFF	3 173	1 213	870
642 PAPER, PAPERBOARD, CUT ETC	54	112	73	112 ALCOHOLIC BEVERAGES	361	48	32
657 SPECIAL YARN, TXTL. FABRIC	19	53	39	232 SYNTHETIC RUBBER, ETC.	830	325	224
				267 OTHER MAN-MADE FIBRES	1 416	878	615
				278 OTHER CRUDE MINERALS	1 363	96	66
				292 CRUDE VEG. MATERIALS, NES	21	60	41
				322 BRIQUETTES, LIGNITE, PEAT	765	70	49
				334 PETROLEUM PRODUCTS	352	250	183
				335 RESIDUAL PETROL. PRODUCTS	2 819	250	175
				511 HYDROCARBONS, NES, DERIVTS	1 043	101	68

7 IMPORTS AND EXPORTS (SPECIAL TRADE) BY COUNTRIES OF PRODUCTION AND CONSUMPTION AND BY GROUPS OF THE SITC-REV. III 1995

GROUP DESCRIPTION	DT = 100 KG	1 000 DM	1 000 \$	GROUP DESCRIPTION	DT = 100 KG	1 000 DM	1 000 \$
512 ALCOHOL, PHENOL, ETC. DERIV	2 029	303	213	882 PHOTO. CINEMATOGRPH. SUPPL	18	64	48
513 CARBOXYLIC ACIDS, DERIVTS	333	62	42	884 OPTICAL GOODS NES		111	78
514 NITROGEN-FUNCT. COMPOUNDS	1 304	515	353	885 WATCHES AND CLOCKS	7	141	96
515 ORGANO-INORGANIC COMPNDS	458	378	263	891 ARMS AND AMMUNITION	4	83	58
516 OTHER ORGANIC CHEMICALS	298	247	172	892 PRINTED MATTER	124	163	117
522 INORGANIC CHEM. ELEMENTS	3 178	701	489	893 ARTICLES, NES, OF PLASTICS	510	875	619
523 METAL. SALTS, INORGAN. ACID	9 109	1 251	866	894 BABY CARRIAGE, TOYS, GAMES	22	124	86
531 SYNTH. COLOURS, LAKES, ETC.	905	2 066	1 441	895 OFFICE, STATIONERY SUPPLS	110	320	222
532 DYEING, TANNING MATERIALS	892	314	220	897 GOLD, SILVERWARE, JEWEL NES		2 799	1 976
533 PIGMENTS, PAINTS, ETC.	249	489	344	898 MUSICAL INSTRUMENTS, ETC.	12	66	43
541 MEDICINES, ETC. EXC. GRP542	432	2 250	1 573	899 MISC MANUFCTRD GOODS NES	88	272	190
542 MEDICAMENTS	193	667	467				
551 ESSENTL. OIL, PERFUME, FLAVR	377	689	486	MALAWI			
554 SOAP, CLEANERS, POLISH, ETC	2 078	598	408				
571 POLYMERS OF ETHYLENE	5 085	624	431	IMPORTS	207 163	99 987	69 535
572 POLYMERS OF STYRENE	693	224	157				
573 POLYMERS, VINYL CHLORIDE	4 369	883	614	034 FISH, FRESH, CHILLED, FROZEN	38	258	181
574 POLYACETAL, POLYCARBONATE	192	116	81	071 COFFEE, COFFEE SUBSTITUTE	22 605	10 633	7 513
575 OTH. PLASTIC, PRIMARY FORM	1 534	960	670	074 TEA AND MATE	13 319	3 494	2 472
582 PLASTIC PLATE, SHEETS, ETC	1 401	1 033	719	075 SPICES	594	227	159
591 INSECTICIDES, ETC.	334	566	388	121 TOBACCO, UNMANUFACTURED	168 878	84 139	58 342
592 STARCHES, INULIN, ETC.	405	161	111	292 CRUDE VEG. MATERIALS, NES	867	438	303
597 PREPRD ADDITIVES, LIQUIDS	1 345	493	344	642 PAPER, PAPERBOARD, CUT ETC	657	126	89
598 MISC. CHEMICAL PRODS. NES	3 127	1 268	889	714 ENGINES, MOTORS NON-ELECT	2	300	212
612 MANUFACT. LEATHER ETC. NES	6	101	72	831 TRUNK, SUIT-CASES, BAG, ETC	79	61	44
621 MATERIALS OF RUBBER	155	168	117				
629 ARTICLES OF RUBBER, NES	230	936	652	EXPORTS	164 947	40 689	28 176
633 CORK MANUFACTURES	34	138	99				
641 PAPER AND PAPERBOARD	8 376	4 486	3 116	269 WORN CLOTHING, TEXTL. ARTL	1 000	200	143
642 PAPER, PAPERBOARD, CUT ETC	1 079	707	492	421 FIXED VEG. FAT, OILS, SOFT	614	76	52
651 TEXTILE YARN	46	89	64	514 NITROGEN-FUNCT. COMPOUNDS	390	152	108
652 COTTON FABRICS, WOVEN	53	88	62	523 METAL. SALTS, INORGAN. ACID	1 694	94	68
653 FABRICS, MAN-MADE FIBRES	818	1 336	936	541 MEDICINES, ETC. EXC. GRP542	25	407	290
654 OTH. TEXTILE FABRIC, WOVEN	34	178	125	542 MEDICAMENTS	18	75	52
655 KNIT, CROCHET, FABRIC NES	101	82	55	551 ESSENTL. OIL, PERFUME, FLAVR	67	122	85
657 SPECIAL YARN, TEXTL. FABRIC	191	1 007	712	562 FERTILIZER, EXCEPT GRP272	137 000	3 025	2 137
659 FLOOR COVERINGS, ETC.	6	79	56	571 POLYMERS OF ETHYLENE	1 605	202	142
662 CLAY, REFRACT. CONSTR. MATRL	3 556	710	488	575 OTH. PLASTIC, PRIMARY FORM	302	51	35
663 MINERAL MANUFACTURES, NES	2 324	1 230	862	592 STARCHES, INULIN, ETC.	137	71	51
664 GLASS	859	152	105	635 WOOD MANUFACTURES, NES	18	49	33
665 GLASSWARE	92	139	98	641 PAPER AND PAPERBOARD	7 996	1 481	1 047
667 PEARLS, PRECIOUS STONES		76	54	657 SPECIAL YARN, TEXTL. FABRIC	12	43	31
675 FLAT-ROLLED, ALLOY STEEL	196	110	76	662 CLAY, REFRACT. CONSTR. MATRL	2 297	291	203
676 IRON, STL. BAR, SHAPES ETC.	2 584	671	462	664 GLASS	606	102	72
679 TUBES, PIPES, ETC. IRON, STL	934	190	133	679 TUBES, PIPES, ETC. IRON, STL	20	67	46
682 COPPER	338	237	188	693 WIRE PRODUCTS EXCL. ELECT	4 497	2 400	1 649
683 NICKEL	27	74	52	695 TOOLS	214	587	391
684 ALUMINIUM	1 189	443	309	700 CPL IND PLANT (84/85/87)	485	2 896	1 981
691 METALLIC STRUCTURES NES	25	64	45	713 INTRNL COMBUS PSTN ENGIN	19	94	65
692 CONTAINERS, STORAGE, TRNSP	35	85	59	716 ROTATING ELECTRIC PLANT	85	193	133
693 WIRE PRODUCTS EXCL. ELECT	54	154	108	718 OTH. POWR. GENRTNG. MACHNRY	505	1 466	978
694 NAILS, SCREWS, NUTS, ETC.	66	94	63	723 CIVIL ENGINEERING EQUIPT	46	175	122
695 TOOLS	454	1 081	754	724 TEXTILE, LEATHER MACHINES	21	194	132
697 HOUSEHOLD EQUIPMENT, NES	20	71	50	727 FOOD-PROCESS. MCH. NON DOM	34	188	133
699 MANUFACT. BASE METAL, NES	196	426	295	728 OTH. MACH. PTS, SPCL INDUST	922	875	605
712 STEAM TURBINES	198	1 007	699	743 PUMPS NES, CENTRIFUGS ETC	30	153	107
713 INTRNL COMBUS PSTN ENGIN	353	1 392	958	744 MECHANICAL HANDLING EQUIP	232	147	100
716 ROTATING ELECTRIC PLANT	139	478	332	745 OTH. NONELEC MCH, TOOL, NES	44	951	675
718 OTH. POWR. GENRTNG. MACHNRY	7	51	36	748 TRANSMISSIONS SHAFTS ETC	9	57	40
721 AGRIC. MACHINES, EX. TRACTR	762	1 431	992	749 NON-ELECT MACH. PARTS, ETC	3	121	86
722 TRACTORS	430	545	365	751 OFFICE MACHINES	42	2 346	1 609
723 CIVIL ENGINEERING EQUIPT	689	861	610	752 AUTOMATC. DATA PROC. EQUIP	50	918	631
724 TEXTILE, LEATHER MACHINES	1 534	7 116	4 962	759 PARTS, FOR OFFICE MACHINS		56	39
725 PAPER, PULP MILL MACHINES	686	1 964	1 399	764 TELECOMM. EQUIP. PARTS NES	198	5 617	3 902
726 PRINTNG, BOOKBINDNG MACHS	629	2 218	1 563	771 ELECT POWER MACHNY. PARTS	25	160	114
727 FOOD-PROCESS. MCH. NON DOM	207	384	272	772 ELEC. SWITCH. RELAY. CIRCUIT	278	2 539	1 658
728 OTH. MACH. PTS, SPCL INDUST	2 360	8 717	6 096	778 ELECTRIC. MACH. APPART. NES	27	124	83
731 METAL REMOVAL WORK TOOLS	70	491	340	781 PASS. MOTOR VEHCLS. EX. BUS	1 603	8 400	5 892
735 PARTS, NES, FOR MACH-TOOLS	72	289	203	782 GOODS, SPCL TRANSPORT VEH	256	385	274
737 METALWORKING MACHNRY NES	23	123	86	783 ROAD MOTOR VEHICLES NES	144	63	45
741 HEATING, COOLNG EQUIP, PART	3 421	7 201	4 924	784 PARTS, TRACTORS, MOTOR VEH	315	797	565
742 PUMPS FOR LIQUIDS, PARTS	811	2 631	1 859	785 CYCLES, MOTORCYCLES ETC.	46	58	40
743 PUMPS NES, CENTRIFUGS ETC	555	1 949	1 297	792 AIRCRAFT, ASSOC. EQUIPNT	1	187	123
744 MECHANICAL HANDLING EQUIP	394	898	620	813 LIGHTING FIXTURES ETC. NES	5	52	35
745 OTH. NONELEC MCH, TOOL, NES	392	3 277	2 274	872 MEDICAL INSTRUMENTS NES	93	454	316
746 BALL OR ROLLER BEARINGS	35	347	240	874 MEASURE, CONTROL INSTRMNT	4	339	239
747 TAPS, COCKS, VALVES, ETC.	28	174	122	893 ARTICLES, NES, OF PLASTICS	11	80	58
748 TRANSMISSIONS SHAFTS ETC	236	760	524				
749 NON-ELECT MACH. PARTS, ETC	24	1 130	792	SOUTH AFRICA			
751 OFFICE MACHINES	12	57	40				
752 AUTOMATC. DATA PROC. EQUIP	169	2 564	1 796	IMPORTS	58 753 608	2 855 607	2 001 949
759 PARTS, FOR OFFICE MACHINS	4	77	54				
764 TELECOMM. EQUIP. PARTS NES	41	1 619	1 143	001 LIVE ANIMALS	55	169	115
771 ELECT POWER MACHNY. PARTS	37	161	116	012 OTHER MEAT, MEAT OFFAL	3 102	4 024	2 814
772 ELEC. SWITCH. RELAY. CIRCUIT	263	1 456	1 028	034 FISH, FRESH, CHILLED, FROZEN	11 298	4 873	3 269
773 ELECTR. DISTRIBUT. EQPT NES	607	486	336	036 CRUSTACEANS, MOLLUSCS ETC	76	210	145
774 ELECTRO-MEDCL. XRAY EQUIP	151	2 828	2 001	044 MAIZE UNMILLED	3 863	830	590
775 DOM. ELEC. NON-ELEC. EQUIPT	25	111	81	054 VEGETABLES	97 637	18 020	12 662
776 TRANSISTORS, VALVES, ETC.	2	103	68	056 VEGETABLES, PRPDR, PRSDV, NES	6 607	1 663	1 153
778 ELECTRIC. MACH. APPART. NES	306	1 738	1 194	057 FRUIT, NUTS EXCL. OIL NUTS	2 024 159	299 749	211 804
781 PASS. MOTOR VEHCLS. EX. BUS	1 363	5 988	4 162	058 FRUIT, PRESERVED, PREPARED	311 935	42 752	29 871
782 GOODS, SPCL TRANSPORT VEH	168	64	45	059 FRUIT, VEGETABLE JUICES	36 476	5 906	4 135
783 ROAD MOTOR VEHICLES NES	762	3 228	2 237	061 SUGARS, MOLASSES, HONEY	26 186	410	275
784 PARTS, TRACTORS, MOTOR VEH	1 186	4 168	2 905	062 SUGAR CONFECTIONERY	382	134	94
785 CYCLES, MOTORCYCLES ETC.	7	66	46	071 COFFEE, COFFEE SUBSTITUTE	1 245	472	334
786 TRAILERS, SEMI-TRAILR, ETC	53	89	61	073 CHOCOLATE, OTH. COCOA PREP	167	84	59
791 RAILWAY VEHICLES, EQUIPNT	12	138	97	074 TEA AND MATE	925	366	257
813 LIGHTNG FIXTURES ETC. NES	56	115	75	075 SPICES	1 675	545	380
821 FURNITURE, CUSHIONS, ETC.	138	642	447	081 ANIMAL FEED STUFF	707 267	15 879	11 127
831 TRUNK, SUIT-CASES, BAG, ETC	10	47	31	112 ALCOHOLIC BEVERAGES	51 891	20 398	14 301
841 MENS, BOYS CLOTHNG, X-KNIT	5	98	66	121 TOBACCO, UNMANUFACTURED	4 776	776	523
845 OTHR. TEXTILE APPAREL, NES	18	283	192	211 HIDES, SKINS (EX. FURS), RAW	6 721	3 078	2 166
851 FOOTWEAR	43	182	124	222 OILSEED (SFT. FIX VEG. OIL)	20 956	2 619	1 812
871 OPTICAL INSTRUMENTS, NES	5	75	51	232 SYNTHETIC RUBBER, ETC.	4 922	1 681	1 183
872 MEDICAL INSTRUMENTS NES	276	2 194	1 543	245 FUEL WOOD, WOOD CHARCOAL	105 083	7 006	4 950
873 METERS, COUNTERS, NES	2	83	57	246 WOOD IN CHIPS, PARTICLES	3 008	112	79
874 MEASURE, CONTROL INSTRMNT	101	2 113	1 450	248 WOOD, SIMPLY WORKED	544	121	85
881 PHOTOGRAPH APPAR. ETC. NES	16	575	410	251 PULP AND WASTE PAPER			

7 IMPORTS AND EXPORTS (SPECIAL TRADE) BY COUNTRIES OF PRODUCTION AND CONSUMPTION AND BY GROUPS OF THE SITC-REV. III 1995

GROUP DESCRIPTION	DT = 100 KG	1 000 DM	1 000 \$	GROUP DESCRIPTION	DT = 100 KG	1 000 DM	1 000 \$
263 COTTON	15 569	1 289	902	747 TAPS, COCKS, VALVES, ETC.	239	869	609
266 SYNTHETIC FIBRES	254	88	62	748 TRANSMISSIONS SHAFTS ETC	6 175	4 796	3 353
267 OTHER MAN-MADE FIBRES	4 359	246	172	749 NON-ELECT MACH. PARTS, ETC	43	560	386
268 WOOL, OTHER ANIMAL HAIR	62 733	56 856	39 779	751 OFFICE MACHINES	15	62	43
272 FERTILIZERS, CRUDE	2 356	137	96	752 AUTOMATC. DATA PROC. EQUIP	101	2 039	1 426
273 STONE, SAND AND GRAVEL	227 616	7 465	5 215	759 PARTS, FOR OFFICE MACHINS	70	1 749	1 225
277 NATURAL ABRASIVES, NES	1 511	1 673	1 178	761 TELEVISION RECEIVERS ETC	1	346	251
278 OTHER CRUDE MINERALS	1 863 931	68 321	47 721	764 TELECOMM. EQUIP. PARTS NES	484	12 104	8 515
281 IRON ORE, CONCENTRATES	4 801 192	16 286	11 476	771 ELECT POWER MACHNY. PARTS	55	737	512
282 FERROUS WASTE AND SCRAP	31 284	4 238	2 961	772 ELEC. SWITCH, RELAY, CIRCUIT	1 150	11 348	7 884
283 COPPER ORES, CONCENTRATES	5 125	3 329	2 291	773 ELECTR. DISTRI. EQPT NES	5 345	15 458	10 837
285 ALUMINIUM ORE, CONCTR. ETC	606	90	65	774 ELECTRO-MEDCL. XRAY EQUIP	4	131	89
287 ORE, CONCENTR. BASE METALS	1 541 168	36 340	25 413	775 DOM. ELEC. NON-ELEC. EQUIPT	112	135	92
288 NON-FERROUS WASTE, SCRAP	82 261	22 080	15 348	776 TRANSISTORS, VALVES, ETC.	18	468	328
289 PREC. METAL ORES, CONCTR. S	172	95 598	67 172	778 ELECTRIC. MACH. APPART. NES	1 063	3 074	2 153
291 CRUDE ANIMAL MATERLS. NES	641	577	404	781 PASS. MOTOR VEHCLS. EX. BUS	225	432	306
292 CRUDE VEG. MATERIALS, NES	35 043	20 760	14 512	784 PARTS, TRACTORS, MOTOR VEH	106 723	95 648	66 957
321 COAL, NOT AGGLOMERATED	42 277 908	280 764	196 000	785 CYCLES, MOTORCYCLES ETC.	93	147	107
334 PETROLEUM PRODUCTS	129 768	3 314	2 387	786 TRAILERS, SEMI-TRAILR, ETC	3 645	1 653	1 155
335 RESIDUAL PETROL. PRODUCTS	417 377	33 144	23 159	791 RAILWAY VEHICLES. EQUIPNT	156	52	36
422 FIXED VEG. FAT, OILS, OTHER	993	591	412	792 AIRCRAFT, ASSOCTD. EQUIPNT	27	2 147	1 509
512 ALCOHOL, PHENOL, ETC. DERIV	141	54	38	813 LIGHTING FIXTURES ETC. NES	38	127	91
513 CARBOXYLIC ACIDS, DERIVTS	1 543	527	367	821 FURNITURE, CUSHIONS, ETC.	51 852	319 935	223 953
514 NITROGEN-FUNCT. COMPOUNDS	147	224	160	831 TRUNK, SUIT-CASES, BAG, ETC	430	1 868	1 306
515 ORGANO-INORGANIC COMPNDS	11 354	2 488	1 727	841 MENS, BOYS CLOTHING, X-KNIT	9 270	13 833	9 766
516 OTHER ORGANIC CHEMICALS	64	1 001	704	842 WOMEN, GIRL CLOTHING, XKNIT	519	1 676	1 174
522 INORGANIC CHEM. ELEMENTS	69 601	18 281	12 799	843 MENS, BOYS CLOTHING, KNIT	79	194	137
523 METAL, SALTS, INORGAN. ACID	13 421	3 698	2 595	844 WOMEN, GIRLS CLOTHING, KNIT	115	805	562
524 OTHER CHEMICAL COMPOUNDS	3 086	31 812	22 555	845 OTHR. TEXTILE APPAREL, NES	627	5 311	3 716
525 RADIO-ACTIVE MATERIALS	3 178	20 587	14 668	846 CLOTHING ACCESSRS, FABRIC	2 069	4 486	3 139
532 DYEING, TANNING MATERIALS	32 637	3 763	2 648	848 CLOTHING, NONXTL; HEADGEAR	67	252	176
541 MEDICINES, ETC. EXC. GRP542	83	846	602	851 FOOTWEAR	1 060	1 609	1 116
542 MEDICAMENTS	28	1 322	927	871 OPTICAL INSTRUMENTS, NES	6	110	77
551 ESSNTL. OIL, PERFUME, FLAVR	1 719	2 054	1 443	872 MEDICAL INSTRUMENTS NES	6	100	69
553 PERFUMERY, COSMETICS, ETC.	25	92	63	873 METERS, COUNTERS, NES	34	134	94
562 FERTILIZER, EXCEPT GRP272	238	245	171	874 MEASURE, CONTROL INSTRMNT	263	5 731	4 024
571 POLYMERS OF ETHYLENE	116	72	51	881 PHOTOGRAPH APPAR. ETC. NES	5	369	256
575 OTH. PLASTIC, PRIMARY FORM	292	144	99	882 PHOTO. CINEMATOGRPH. SUPPL	112	729	510
583 MONOFILAMENT OF PLASTICS	32	111	78	884 OPTICAL GOODS NES	5	242	165
597 PREPRO ADDITIVES, LIQUIDS	5 227	745	522	891 ARMS AND AMMUNITION	1 738	3 102	2 167
598 MISC. CHEMICAL PRDCTS. NES	31 384	15 652	10 979	892 PRINTED MATTER	136	278	196
611 LEATHER	799	6 187	4 319	893 ARTICLES, NES, OF PLASTICS	20 797	17 936	12 567
612 MANUFACT. LEATHER ETC. NES	10	118	81	894 BABY CARRIAGE, TOYS, GAMES	442	886	615
613 FURSKINS, TANNED, DRESSED	117	312	222	896 WORKS OF ART, ANTIQUE ETC	72	432	300
621 MATERIALS OF RUBBER	247	205	143	897 GOLD, SILVERWARE, JEWEL NES	70	348	243
625 RUBBER TYRES, TUBES, ETC.	14 034	5 432	3 816	898 MUSICAL INSTRUMENTS, ETC.	14	2 637	1 848
629 ARTICLES OF RUBBER, NES	62	96	65	899 MISC MANUFACTRD GOODS NES	1 655	2 312	1 619
634 VENEERS, PLYWOOD, ETC.	23 559	1 249	875	961 COIN NONGOLD NONCURRENT	7	364	255
635 WOOD MANUFACTURES, NES	14 349	3 171	2 192	971 GOLD, NONMONTY EXCL ORES	79	144 239	101 749
641 PAPER AND PAPERBOARD	154 531	17 733	12 477	972 MONETARY GOLD, GOLD COINS	28	48 527	34 167
642 PAPER, PAPERBOARD, CUT ETC	95	115	78	EXPORTS	7 805 260	5 795 892	4 047 996
651 TEXTILE YARN	2 128	1 209	853	001 LIVE ANIMALS	113	482	337
652 COTTON FABRICS, WOVEN	414	552	382	011 BOVINE MEAT	455	51	36
653 FABRICS, MAN-MADE FIBRES	37	193	136	012 MEAT, OFFL. PRPD, PRSVD, NES	1 374	595	410
654 OTH. TEXTILE FABRIC, WOVEN	50	47	33	022 MILK AND CREAM	2 200	1 173	816
655 KNIT, CROCHET, FABRIC NES	986	977	677	023 BUTTER, OTHER FAT OF MILK	158	118	80
657 SPECIAL YARN, TXTL. FABRIC	88	134	94	024 CHEESE AND CURD	2 623	1 354	947
658 TEXTILE ARTICLES NES	445	920	643	025 EGGS, BIRDS, YOLKS, ALBUMIN	79	50	35
659 FLOOR COVERINGS, ETC.	390	503	360	041 WHEAT, MESLIN, UNMILLED	1 416 116	32 595	22 424
661 LIME, CEMENT, CONSTR. MATRL	14 985	1 103	773	042 OTHER CEREAL MEAL, FLOURS	5 987	300	210
663 MINERAL MANUFACTURES, NES	2 648	2 415	1 692	048 CEREAL PREPARATIONS	84 780	5 212	3 638
664 GLASS	24 068	5 140	3 569	054 VEGETABLES	217	194	133
665 GLASSWARE	192	220	153	056 VEGETABLES, PRPD, PRSVD, NES	3 217	1 344	940
666 POTTERY	150	153	105	057 FRUIT, NUTS EXCL. OIL NUTS	263	342	235
667 PEARLS, PRECIOUS STONES	1 352	3 647	2 562	058 FRUIT, PRESERVED, PREPARED	266	323	226
671 PIG IRON, SPIEGELEISN, ETC	1 784 136	144 152	101 081	059 FRUIT, VEGETABLE JUICES	3 508	1 204	841
672 INGOTS ETC. IRON OR STEEL	224 047	42 429	29 749	061 SUGARS, MOLASSES, HONEY	5 453	408	283
673 FLAT-ROLLED IRON ETC.	128 015	8 655	6 053	062 SUGAR CONFECTIONERY	369	251	179
674 FLAT-ROLLED PLATED IRON	40 554	3 756	2 610	071 COFFEE, COFFEE SUBSTITUTE	949	1 984	1 379
675 FLAT-ROLLED, ALLOY STEEL	9 944	2 971	2 115	072 COCOA	702	259	185
676 IRON, STL. BAR, SHAPES ETC.	68 089	4 144	2 923	073 CHOCOLATE, OTH. COCOA PREP	764	683	473
678 WIRE OF IRON OR STEEL	23 791	2 019	1 426	074 TEA AND MATE	100	50	36
679 TUBES, PIPES, ETC. IRON, STL	13 008	2 331	1 621	075 SPICES	800	714	496
681 SILVER, PLATINUM, ETC.	365	272 864	190 704	081 ANIMAL FEED STUFF	4 230	2 809	1 953
682 COPPER	259 300	110 449	77 334	091 MARGARINE AND SHORTENING	116	51	36
683 NICKEL	12 226	14 921	10 406	098 EDIBLE PROD. PREPRTNS, NES	10 057	6 702	4 688
684 ALUMINIUM	34 208	9 472	6 597	112 ALCOHOLIC BEVERAGES	3 020	2 452	1 728
689 MISC. NON-FERR. BASE METAL	37 446	16 417	11 467	122 TOBACCO, MANUFACTURED	1 912	958	672
691 METALLIC STRUCTURES NES	9 183	4 815	3 217	142 OILSEED (OTH. FIX. VEG. OIL)	408	55	38
692 CONTAINERS, STORAGE, TRNSP	3 952	972	679	231 NATURAL RUBBER, ETC.	186	65	45
693 WIRE PRODUCTS EXCL. ELECT	690	203	142	232 SYNTHETIC RUBBER, ETC.	25 598	7 474	5 253
694 NAILS, SCREWS, NUTS, ETC.	22 622	4 977	3 506	245 WOOD IN CHIPS, PARTICLES	2 924	43	32
695 TOOLS	1 497	4 870	3 407	248 WOOD, SIMPLY WORKED	541	169	116
696 CUTLERY	49	407	288	251 PULP AND WASTE PAPER	2 751	616	430
697 HOUSEHOLD EQUIPMENT, NES	3 884	1 319	924	266 SYNTHETIC FIBRES	40 517	14 112	9 895
699 MANUFACT. BASE METAL, NES	20 695	5 331	3 739	267 OTHER MAN-MADE FIBRES	21 674	9 393	6 539
712 STEAM TURBINES	103	1 469	1 031	268 WOOL, OTHER ANIMAL HAIR	107	79	54
713 INTRNL COMBUS PSTN ENGIN	6 508	7 056	4 874	269 WORN CLOTHING, TEXTL. ARTL	7 109	1 005	706
714 ENGINES, MOTORS NON-ELECT	54	6 957	4 946	272 FERTILIZERS, CRUDE	1 621	101	70
716 ROTATING ELECTRIC PLANT	265	690	486	273 STONE, SAND AND GRAVEL	66 878	1 849	1 281
718 OTH. POWR. GENRTNG. MACHNY	34	71	47	274 SULPHUR, UNRSTD. IRON PYRS	3 515	961	673
721 AGRIC. MACHINES, EX. TRACTR	566	311	213	277 NATURAL ABRASIVES, NES	106	1 536	1 076
723 CIVIL ENGINEERING EQUIPT	177	344	241	278 OTHER CRUDE MINERALS	66 789	2 973	2 077
724 TEXTILE, LEATHER MACHINES	230	467	327	282 FERROUS WASTE AND SCRAP	616	174	125
725 PAPER, PULP MILL MACHINES	1 685	1 557	1 085	285 ALUMINIUM ORE, CONCTR. ETC	22 816	3 288	2 299
726 PRINTNG, BOOKBINDNG MACHS	190	375	285	291 CRUDE ANIMAL MATERLS. NES	14 368	11 678	8 179
727 FOOD-PROCESS. MCH. NON DOM	532	567	406	292 CRUDE VEG. MATERIALS, NES	3 529	2 873	2 018
728 OTH. M. CH. PTS, SPCL INDUST	16 902	7 512	5 280	293 PETROLEUM PRODUCTS	36 589	8 302	5 803
731 METAL REMOVAL WORK TOOLS	214	915	638	335 RESIDUAL PETROL. PRODUCTS	173 638	10 542	7 394
733 MACH-TOOLS, METAL-WORKING	177	95	67	411 ANIMAL OILS AND FATS	4 393	598	418
735 PARTS, NES, FOR MACH-TOOLS	190	1 016	708	421 FIXED VEG. FAT, OILS, SOFT	19 771	1 965	1 403
737 METALWORKING MACHNY NES	2 283	1 007	707	422 FIXED VEG. FAT, OILS, OTHER	84	75	51
741 HEATNG, COOLNG EQUIP, PART	1 812	3 600	2 521	431 ANIMAL, VEG. FATS, OILS, NES	6 769	1 828	1 274
742 PUMPS FOR LIQUIDS, PARTS	618	913	643	432 HYDROCARBONS, NES, DERIVTS	34 225	4 714	3 298
743 PUMPS NES, CENTRIFUGS ETC	31 509	84 716	59 268	512 ALCOHOL, PHENOL, ETC. DERIV	138 898	31 974	22 475
744 MECHANICAL HANDLING EQUIP	2 053	1 339	948	513 CARBOXYLIC ACIDS, DERIVTS	38 364	11 789	8 154
745 OTH. NONELEC MCH, TOOL, NES	259	610	431				
746 BALL OR ROLLER BEARINGS	509	1 056	730				

7 IMPORTS AND EXPORTS (SPECIAL TRADE) BY COUNTRIES OF PRODUCTION AND CONSUMPTION AND BY GROUPS OF THE SITC-REV. III 1995

GROUP DESCRIPTION	DT = 100 KG	1 000 DM	1 000 \$	GROUP DESCRIPTION	DT = 100 KG	1 000 DM	1 000 \$
514 NITROGEN-FUNCT.COMPOUNDS	56 871	23 849	16 647	751 OFFICE MACHINES	1 044	6 481	4 547
515 ORGANO-INORGANIC COMPOUNDS	78 703	50 855	35 524	752 AUTOMATIC DATA PROC.EQUIP	4 970	80 300	55 960
516 OTHER ORGANIC CHEMICALS	29 896	11 649	8 159	759 PARTS, FOR OFFICE MACHINES	1 083	21 712	15 212
522 INORGANIC CHEMICAL ELEMENTS	139 460	23 404	16 332	761 TELEVISION RECEIVERS ETC	78	434	304
523 METAL. SALTS, INORGAN. ACID	168 342	20 131	13 992	762 RADIO-BROADCAST RECEIVER	426	9 358	6 558
524 OTHER CHEMICAL COMPOUNDS	40 483	9 599	6 692	763 SOUND RECORDER, PHONOGRAPH	91	746	519
525 RADIO-ACTIVE MATERIALS	127	563	390	764 TELECOMM. EQUIP. PARTS NES	7 307	314 180	219 266
531 SYNTH. COLOURS, LAKES, ETC.	22 606	51 265	35 843	771 ELECT. POWER MACHINERY PARTS	4 754	19 806	13 835
532 DYEING, TANNING MATERIALS	12 838	3 414	2 383	772 ELECT. SWITCH, RELAY, CIRCUIT	21 080	152 136	106 363
533 PIGMENTS, PAINTS, ETC.	44 523	31 993	22 296	773 ELECT. DISTRIBUT. EQUIP. NES	15 412	30 039	20 980
541 MEDICINES, ETC. EXC. GROUP 542	3 514	42 308	29 527	774 ELECTRO-MEDICAL XRAY EQUIP	1 878	32 136	22 426
542 MEDICAMENTS	6 328	75 034	52 489	775 DOM. ELEC. NON-ELEC. EQUIPMENT	24 278	28 715	20 010
551 ESSENTIAL OIL, PERFUME, FLAVOR	4 015	10 539	7 369	776 TRANSISTORS, VALVES, ETC.	730	40 057	28 087
553 PERFUMERY, COSMETICS, ETC.	1 539	4 156	2 910	778 ELECTRIC MACH. APPARATUS NES	57 245	135 507	94 885
554 SOAP, CLEANERS, POLISH, ETC.	73 233	22 063	15 397	781 PASS. MOTOR VEHICLES EX. BUS	60 065	233 842	163 179
562 FERTILIZER, EXCEPT GROUP 272	851 308	14 584	10 088	782 GOODS, SPECIAL TRANSPORT VEH	13 676	14 202	9 905
571 POLYMERS OF ETHYLENE	119 454	18 203	12 863	783 ROAD MOTOR VEHICLES NES	11 919	13 773	9 631
572 POLYMERS OF STYRENE	53 901	14 667	10 275	784 PARTS, TRACTORS, MOTOR VEH	654 815	1 160 473	809 097
573 POLYMERS, VINYL CHLORIDE	65 557	15 466	10 802	785 CYCLES, MOTORCYCLES ETC.	527	2 815	1 967
574 POLYACETAL, POLYCARBONATE	72 680	34 773	24 304	786 TRAILERS, SEMI-TRAILER, ETC.	8 627	9 231	6 488
575 OTHER PLASTIC, PRIMARY FORM	134 550	70 123	48 971	791 RAILWAY VEHICLES, EQUIPMENT	2 186	7 459	5 230
579 PLASTIC WASTE, SCRAP ETC	695	95	70	792 AIRCRAFT, ASSORTED EQUIPMENT	103	5 602	3 910
581 PLASTIC TUBE, PIPE, HOSE	3 554	6 016	4 215	793 SHIP, BOAT, FLOAT, STRUCTURES	199	806	567
582 PLASTIC PLATE, SHEETS, ETC.	53 279	41 624	29 111	800 CPL IND PLANT CHAP 90/94	447	11 759	8 233
583 MONOFILAMENT OF PLASTICS	1 718	2 057	1 441	812 PLUMBING, SANITARY, EQUIPMENT ETC	275	577	402
581 INSECTICIDES, ETC.	8 845	18 521	12 960	813 LIGHTING FIXTURES ETC. NES	1 771	6 110	4 276
592 STARCHES, INULIN, ETC.	60 004	10 887	7 581	821 FURNITURE, CUSHIONS, ETC.	14 800	21 398	14 969
593 EXPLOSIVES, PYROTECHNICS	413	801	557	831 TRUNK, SUIT-CASES, BAG, ETC	101	904	636
597 PREPARED ADDITIVES, LIQUIDS	49 416	15 661	10 955	841 MENS, BOYS CLOTHING, X-KNIT	139	2 518	1 743
598 MISC. CHEMICAL PRODUCTS NES	166 068	88 841	61 838	842 WOMEN, GIRL CLOTHING, X-KNIT	221	5 291	3 699
600 CPL IND PLANT CHAP 69-76	3 044	8 338	5 942	843 MENS, BOYS CLOTHING, KNIT	4	73	50
611 LEATHER	1 791	6 676	4 681	844 WOMEN, GIRLS CLOTHING, KNIT	27	382	269
612 MANUFACT. LEATHER ETC. NES	44	659	460	845 OTHER TEXTILE APPAREL, NES	79	1 260	875
621 MATERIALS OF RUBBER	6 585	13 520	9 427	846 CLOTHING ACCESSORIES, FABRIC	166	739	524
625 RUBBER TYRES, TUBES, ETC.	11 773	8 869	6 219	848 CLOTHING, NONTEXTILE; HEADGEAR	74	544	383
629 ARTICLES OF RUBBER, NES	12 330	35 856	25 040	851 FOOTWEAR	664	1 944	1 358
633 CORK MANUFACTURES	465	2 151	1 490	871 OPTICAL INSTRUMENTS, NES	106	4 996	3 525
634 VENEERS, PLYWOOD, ETC.	5 089	2 125	1 486	872 MEDICAL INSTRUMENTS NES	1 906	25 137	17 601
635 WOOD MANUFACTURES, NES	2 414	1 595	1 100	873 METERS, COUNTERS, NES	2 219	19 914	13 934
641 PAPER AND PAPERBOARD	399 838	111 817	78 175	874 MEASURE, CONTROL INSTRUMENT	5 318	116 919	81 765
642 PAPER, PAPERBOARD, CUT ETC	46 374	21 431	14 930	881 PHOTOGRAPH APPAR. ETC. NES	518	6 335	4 438
651 TEXTILE YARN	34 943	32 527	22 768	882 PHOTO. CINEMATOGRAPH. SUPPL	24 648	37 713	26 328
652 COTTON FABRICS, WOVEN	1 477	3 209	2 244	884 OPTICAL GOODS NES	185	9 999	7 006
653 FABRICS, MAN-MADE FIBRES	3 918	14 679	10 266	885 WATCHES AND CLOCKS	453	4 552	3 188
654 OTHER TEXTILE FABRIC, WOVEN	636	2 076	1 463	891 ARMS AND AMMUNITION	75	1 063	749
655 KNIT, CROCHET, FABRIC NES	969	3 047	2 119	892 PRINTED MATTER	6 037	11 249	7 866
656 TULLE, LACE, EMBROIDERY, ETC	604	2 156	1 507	893 ARTICLES, NES, OF PLASTICS	19 553	32 939	23 043
657 SPECIAL YARN, TEXTILE FABRIC	15 147	30 575	21 432	894 BABY CARRIAGE, TOYS, GAMES	1 122	2 859	1 991
658 TEXTILE ARTICLES NES	887	2 157	1 503	895 OFFICE, STATIONERY SUPPLS	4 030	10 178	7 128
659 FLOOR COVERINGS, ETC.	728	775	540	896 WORKS OF ART, ANTIQUE ETC	3	536	416
661 LIME, CEMENT, CONSTR. MATL	2 534	739	520	897 GOLD, SILVERWARE, JEWEL NES	42	3 433	2 414
662 CLAY, REFRACT. CONSTR. MATL	192 109	28 790	20 204	898 MUSICAL INSTRUMENTS, ETC.	3 835	14 232	10 026
663 MINERAL MANUFACTURES, NES	49 624	36 298	25 496	899 MISC MANUFACTURED GOODS NES	2 915	16 594	11 604
664 GLASS	50 905	15 244	10 685	941 CML IND PLANT CHAP 99	1 448	1 662	1 190
665 GLASSWARE	11 444	7 463	5 226	971 GOLD, NONMONETARY EXCL DRES		181	126
666 POTTERY	825	1 309	921	972 MONETARY GOLD, GOLD COINS	4	100	69
667 PEARLS, PRECIOUS STONES		844	600				
671 PIG IRON, SPIEGELEISEN, ETC	1 470	636	451	NAMIBIA			
672 INGOTS ETC. IRON OR STEEL	21 639	2 448	1 707				
673 FLAT-ROLLED IRON ETC.	66 225	9 466	6 602	IMPORTS	215 208	33 011	23 154
674 FLAT-ROLLED PLATED IRON	316 200	35 868	24 844				
675 FLAT-ROLLED, ALLOY STEEL	152 842	40 170	28 240	011 BOVINE MEAT	42 526	23 288	16 355
676 IRON, STL. BAR, SHAPES ETC.	31 493	8 425	5 897	034 FISH, FRESH, CHILLED, FROZEN	3 016	1 385	981
677 RAILWAY TRACK IRON, STEEL	711	103	71	057 FRUIT, NUTS EXCL. OIL NUTS	3 872	1 626	1 104
678 WIRE OF IRON OR STEEL	6 858	4 126	2 896	212 FURS, SKINS, RAW	8	143	101
679 TUBES, PIPES, ETC. IRON, STL	82 846	26 056	18 200	245 FUEL WOOD, WOOD CHARCOAL	10 427	775	548
681 SILVER, PLATINUM, ETC.	68	1 366	956	247 WOOD ROUGH, ROUGH SQUARED	363	43	34
682 COPPER	16 517	17 566	12 275	272 FERTILIZERS, CRUDE	720	53	37
683 NICKEL	1 212	3 733	2 600	273 STONE, SAND AND GRAVEL	1 367	62	43
684 ALUMINIUM	67 683	35 869	25 048	278 OTHER CRUDE MINERALS	148 507	2 535	1 805
687 TIN	286	293	205	291 CRUDE ANIMAL MATERIALS, NES	47	86	60
689 MISC. NON-FERR. BASE METAL	239	2 590	1 818	292 CRUDE VEG. MATERIALS, NES	733	598	422
691 METALLIC STRUCTURES NES	10 564	3 640	2 521	611 LEATHER	1	71	50
692 CONTAINERS, STORAGE, TRNSP	8 073	2 708	1 901	613 FURS, SKINS, TANNED, DRESSED	17	236	170
693 WIRE PRODUCTS EXCL. ELECT	14 439	6 330	4 397	635 WOOD MANUFACTURES, NES	108	53	36
694 NAILS, SCREWS, NUTS, ETC.	25 529	24 500	17 105	659 FLOOR COVERINGS, ETC.	21	82	57
695 TOOLS	10 838	38 211	26 742	684 ALUMINIUM	895	167	109
696 CUTLERY	1 300	6 058	4 230	781 PASS. MOTOR VEHICLES EX. BUS	22	50	32
697 HOUSEHOLD EQUIPMENT, NES	1 433	2 471	1 723	848 CLOTHING, NONTEXTILE; HEADGEAR	33	222	156
699 MANUFACT. BASE METAL, NES	64 301	73 244	51 217	851 FOOTWEAR	16	71	48
700 CPL IND PLANT (84/85/87)	10 895	34 645	24 376	891 ARMS AND AMMUNITION	17	208	145
711 STEAM GENER. BOILERS, ETC.	138	790	555	892 PRINTED MATTER	62	62	40
712 STEAM TURBINES	329	12 654	8 695	896 WORKS OF ART, ANTIQUE ETC	3	86	59
713 INTERNAL COMBUS. PSTN ENGIN	57 680	228 408	158 554	899 MISC MANUFACTURED GOODS NES	31	157	109
714 ENGINES, MOTORS NON-ELECT	101	17 115	11 525				
716 ROTATING ELECTRIC PLANT	22 639	38 526	26 907	EXPORTS	157 937	50 559	35 396
718 OTHER POWER GENERATING MACHINERY	1 196	6 473	4 531				
721 AGRIC. MACHINES, EX. TRACTOR	27 974	30 710	21 459	022 MILK AND CREAM	854	89	60
722 TRACTORS	7 544	9 335	6 503	023 BUTTER, OTHER FAT OF MILK	1 738	624	432
723 CIVIL ENGINEERING EQUIPMENT	30 085	40 823	28 476	024 CHEESE AND CURD	3 373	1 281	899
724 TEXTILE, LEATHER MACHINES	27 323	115 935	81 392	037 FISH ETC. PREPARED, PRESERVED NES	92	56	38
725 PAPER, PULP MILL MACHINES	10 812	46 661	32 728	043 BARLEY, UNMILLED	4 200	171	120
726 PRINTING, BOOKBINDING MACHS	16 387	67 314	47 144	048 CEREAL PREPARATIONS	68 840	3 486	2 451
727 FOOD-PROCESS. MCH. NON DOM	3 575	12 763	8 921	054 VEGETABLES	141	104	73
728 OTHER MACH. PARTS, SPECIAL INDUST	42 193	131 685	92 112	056 VEGETABLES, PREPARED, PRESERVED NES	270	58	39
731 METAL REMOVAL WORK TOOLS	8 573	25 317	17 773	061 SUGARS, MOLASSES, HONEY	5 168	314	226
733 MACH-TOOLS, METAL-WORKING	7 132	16 953	11 793	071 COFFEE, COFFEE SUBSTITUTE	318	262	185
735 PARTS, NES, FOR MACH-TOOLS	2 292	15 210	10 647	073 CHOCOLATE, OTHER COCOA PREP	112	71	46
737 METALWORKING MACHINERY NES	7 980	26 237	18 489	098 EDIBLE PROD. PREPARATIONS, NES	169	143	95
741 HEATING, COOLING EQUIP. PART	13 401	46 447	32 451	112 ALCOHOLIC BEVERAGES	432	215	152
742 PUMPS FOR LIQUIDS, PARTS	6 307	38 166	26 679	248 WOOD, SIMPLY WORKED	360	78	56
743 PUMPS NES, CENTRIFUGES ETC	24 599	85 264	59 469	291 CRUDE ANIMAL MATERIALS, NES	409	837	589
744 MECHANICAL HANDLING EQUIPMENT	37 948	62 927	44 083	292 CRUDE VEG. MATERIALS, NES	95	298	210
745 OTHER NON-ELEC MCH. TOOL, NES	18 453	81 725	57 244	334 PETROLEUM PRODUCTS	679	87	58
746 BALL OR ROLLER BEARINGS	17 085	43 988	30 769	335 RESIDUAL PETROL. PRODUCTS	400	55	38
747 TAPS, COCKS, VALVES, ETC.	8 025	52 025	36 395	516 OTHER ORGANIC CHEMICALS	167	67	47
748 TRANSMISSIONS SHAFTS ETC	34 375	86 208	60 294	522 INORGANIC CHEM. ELEMENTS	120	51	35
749 NON-ELECT MACH. PARTS, ETC	3 573	37 172	25 986	523 METAL. SALTS, INORGAN. ACID	8 805	430	303

7 IMPORTS AND EXPORTS (SPECIAL TRADE) BY COUNTRIES OF PRODUCTION AND CONSUMPTION AND BY GROUPS OF THE SITC-REV. III 1995

GROUP DESCRIPTION	DT = 100 KG	1 000 DM	1 000 \$	GROUP DESCRIPTION	DT = 100 KG	1 000 DM	1 000 \$
542 MEDICAMENTS	11	53	36	772 ELEC.SWITCH.RELAY.CIRCUIT	10	154	111
551 ESSNTL.OIL,PERFUME,FLAVR	77	101	70	778 ELECTRIC.MACH.APPART.NES	2	57	39
553 PERFUMERY,COSMETICS,ETC.	52	92	62	872 MEDICAL INSTRUMENTS NES	332	436	301
554 SOAP,CLEANERS,POLISH,ETC	214	81	59	874 MEASURE,CONTROL INSTRMNT	12	365	256
575 OTH.PLASTIC,PRIMARY FORM	412	266	187	892 PRINTED MATTER	32	48	35
581 PLASTIC TUBE,PIPE,HOSE	1 054	476	329				
582 PLASTIC PLATE,SHEETS,ETC	84	96	64	SWAZILAND			
591 INSECTICIDES, ETC.	173	83	60				
592 STARCHES,INULIN,ETC.	302	328	226	IMPORTS	51 357	7 714	5 407
598 MISC.CHEMICAL PRODS.NES	399	235	162				
611 LEATHER	114	224	156	054 VEGETABLES	212	121	86
613 FURSKINS,TANNED,DRESSED	2	150	105	057 FRUIT,NUTS EXCL.OIL NUTS	28 002	2 398	1 684
621 MATERIALS OF RUBBER	168	217	152	058 FRUIT,PRESERVED,PREPARED	10 446	1 143	803
625 RUBBER TYRES,TUBES,ETC.	551	69	49	263 COTTON	664	73	51
629 ARTICLES OF RUBBER, NES	306	662	462	292 CRUDE VEG.MATERIALS, NES	747	474	326
634 VENEERS, PLYWOOD, ETC.	2 634	219	151	635 WOOD MANUFACTURES, NES	523	151	106
635 WOOD MANUFACTURES, NES	634	284	197	652 COTTON FABRICS, WOVEN	837	646	451
641 PAPER AND PAPERBOARD	139	96	64	772 ELEC.SWITCH.RELAY.CIRCUIT	2	48	34
642 PAPER,PAPERBOARD,CUT ETC	80	58	40	821 FURNITURE,CUSHIONS,ETC.	9 710	2 414	1 695
658 TEXTILE ARTICLES NES	25	57	38	899 MISC MANUFCTRD GOODS NES	136	138	96
661 LIME,CEMENT,CONSTR.MATRL	3 903	73	49	EXPORTS	3 974	5 013	3 492
662 CLAY,REFRCT.CONSTR.MATRL	803	104	72				
665 GLASSWARE	90	80	42	335 RESIDUAL PETROL.PRODUCTS	1 990	179	124
679 TUBES,PIPES,ETC. IRON, STL	2 881	667	471	516 OTHER ORGANIC CHEMICALS	12	49	34
682 COPPER	65	122	85	541 MEDICINES,ETC.EXC.GRP542	1 100	2 192	1 517
684 ALUMINIUM	127	603	419	612 MANUFACT. LEATHER ETC.NES	8	111	77
693 WIRE PRODUCTS EXCL.ELECT	139	58	39	625 RUBBER TYRES,TUBES,ETC.	146	131	93
695 TOOLS	252	929	649	657 SPECIAL YARN,TXTL.FABRIC	38	440	305
697 HOUSEHOLD EQUIPMENT,NES	104	72	49	716 ROTATING ELECTRIC PLANT	29	110	73
699 MANUFACTS.BASE METAL,NES	2 370	1 350	952	724 TEXTILE,LEATHER MACHINES	31	285	198
700 CPL IND PLANT (84/85/87)	809	1 020	722	725 PAPER,PULP MILL MACHINES	11	85	58
713 INTRNL COMBUS PSTN ENGIN	90	738	515	733 MACH-TOOLS,METAL-WORKING	400	313	221
716 ROTATING ELECTRIC PLANT	50	80	57	745 OTH.NONELEC MCH.TOOL,NES	35	171	121
723 CIVIL ENGINEERING EQUIPT	504	524	366	749 NON-ELECT MACH.PARTS,ETC		51	36
724 TEXTILE,LEATHER MACHINES	90	208	144	781 PASS.MOTOR VEHCLS.EX.BUS	23	195	141
726 PRINTNG,BOOKBINDNG MACHS	111	485	331	874 MEASURE,CONTROL INSTRMNT	4	161	112
727 FOOD-PROCESS.MCH.NON DOM	64	687	484	892 PRINTED MATTER	25	230	166
728 OTH.MACH,PTS,SPCL INDUST	1 521	3 593	2 532				
731 METAL REMOVAL WORK TOOLS	286	47	33	LESOTHO			
733 MACH-TOOLS,METAL-WORKING	76	164	117				
737 METALWORKING MACHNRY NES	75	142	100	IMPORTS	12 075	16 882	11 764
741 HEATING,COOLING EQUIP,PART	42	118	83				
742 PUMPS FOR LIQUIDS,PARTS	51	176	119	056 VEGETABLES,PRPD,PRSD,NES	1 495	458	324
743 PUMPS NES,CENTRIFUGS ETC	44	182	130	841 MENS,BOYS CLOTHING,X-KNIT	7 952	13 126	9 141
744 MECHANICAL HANDLING EQUIP	436	675	483	842 WOMEN,GIRL CLOTHING,XKNIT	949	2 066	1 437
745 OTH.NONELEC MCH,TOOL,NES	67	443	313	843 MENS,BOYS CLOTHING,KNIT	38	99	72
747 TAPS,COCKS,VALVES,ETC.	250	691	486	874 MEASURE,CONTROL INSTRMNT		132	92
748 TRANSMISSIONS SHAFTS ETC	37	84	59	899 MISC MANUFCTRD GOODS NES	1 275	854	599
749 NON-ELECT MACH.PARTS,ETC	6	189	131	EXPORTS	158 720	10 518	7 320
752 AUTOMATC.DATA PROC.EQUIP	20	342	242				
764 TELECOMM.EQUIP.PARTS NES	277	4 911	3 417	041 WHEAT, MESLIN, UNMILLED	149 914	3 383	2 373
772 ELEC.SWITCH.RELAY.CIRCUIT	53	254	184	421 FIXED VEG.FAT,OILS, SOFT	1 573	218	151
773 ELECTR.DISTRIBT.EQPT NES	1 646	2 791	1 990	679 TUBES,PIPES,ETC. IRON, STL	2 203	237	165
775 DOM.ELEC,NON-ELEC.EQUIPT	57	142	99	728 OTH.MACH,PTS,SPCL INDUST	57	68	47
778 ELECTRIC.MACH.APPART.NES	202	798	570	741 HEATING,COOLING EQUIP,PART	373	714	483
781 PASS.MOTOR VEHCLS.EX.BUS	483	1 138	775	742 PUMPS FOR LIQUIDS,PARTS	97	256	172
782 GOODS,SPCL TRANSPORT VEH	281	46	32	745 OTH.NONELEC MCH,TOOL,NES	28	110	76
783 ROAD MOTOR VEHICLES NES	364	1 190	845	748 TRANSMISSIONS SHAFTS ETC	17	80	57
784 PARTS,TRACTORS,MOTOR VEH	218	514	356	764 TELECOMM.EQUIP.PARTS NES		45	32
785 CYCLES,MOTORCYCLES ETC.	39	50	34	771 ELECT POWER MACHNRY.PARTS	42	100	67
793 SHIP,BOAT,FLOAT,STRUCTRS	29 056	4 825	3 412	773 ELECTR.DISTRIBT.EQPT NES	128	170	117
813 LIGHTING FIXTURES ETC.NES	21	71	49	778 ELECTRIC.MACH.APPART.NES	2	49	33
821 FURNITURE,CUSHIONS,ETC.	115	114	82	781 PASS.MOTOR VEHCLS.EX.BUS	25	69	51
872 MEDICAL INSTRUMENTS NES	367	886	623	782 GOODS,SPCL TRANSPORT VEH	788	696	497
874 MEASURE,CONTROL INSTRMNT	61	826	577	784 PARTS,TRACTORS,MOTOR VEH	41	97	70
884 OPTICAL GOODS NES	3	492	338	791 RAILWAY VEHICLES.EQUIPNT	2 030	3 194	2 208
891 ARMS AND AMMUNITION	11	211	146	792 AIRCRAFT,ASSOCTD.EQUIPNT	1	96	69
892 PRINTED MATTER	231	536	366	874 MEASURE,CONTROL INSTRMNT		104	72
893 ARTICLES,NES,OF PLASTICS	214	212	151	899 MISC MANUFCTRD GOODS NES	1 217	440	306
894 BABY CARRIAGE,TOYS,GAMES	79	158	107	USA			
897 GOLD,SILVERWARE,JEWEL NES		161	113				
898 MUSICAL INSTRUMENTS,ETC.	4	43	31	IMPORTS	116 630 591	45 289 317	31 628 975
899 MISC MANUFCTRD GOODS NES	14	51	33				
941 COMPL IND PLANT CHAPT 99	290	173	122	001 LIVE ANIMALS	4 384	11 307	7 898
				011 BOVINE MEAT	2 667	3 148	2 208
BOTSWANA				012 OTHER MEAT, MEAT OFFAL	16 762	4 094	2 850
IMPORTS	43 482	27 084	19 010	016 MEAT,ED.OFFL,DRY,SLT,SMK	60	81	41
011 BOVINE MEAT	41 237	25 638	17 999	017 MEAT,OFFL,PRPD,PRSD,NES	1 557	1 557	1 089
261 SILK	155	154	109	022 MILK AND CREAM	341	166	111
642 PAPER,PAPERBOARD,CUT ETC	93	217	145	024 CHEESE AND CURD	1 556	1 261	871
652 COTTON FABRICS, WOVEN	131	68	45	025 EGGS,BIRDS,YOLKS,ALBUMIN	6 045	6 494	4 521
682 COPPER	1 599	609	430	034 FISH,FRESH,CHILLED,FROZN	36 356	29 549	20 672
711 STEAM GENER. BOILERS,ETC.	168	117	84	035 FISH,DRIED,SALTED,SMOKED	343	456	317
741 HEATING,COOLING EQUIP,PART	84	59	42	036 CRUSTACEANS,MOLLUSCS ETC	6 280	5 153	3 588
EXPORTS	6 314	11 142	7 789	037 FISH ETC.PRPD,PRSD,NES	2 820	6 807	4 689
532 DYEING,TANNING MATERIALS	87	54	38	041 WHEAT, MESLIN, UNMILLED	258 816	9 733	6 813
542 MEDICAMENTS	8	117	84	042 RICE	884 881	57 530	40 284
598 MISC.CHEMICAL PRODS.NES	758	178	124	044 MAIZE UNMILLED	1 085 725	37 216	25 742
625 RUBBER TYRES,TUBES,ETC.	153	139	98	045 OTHER CEREALS, UNMILLED	20 349	3 453	2 396
641 PAPER AND PAPERBOARD	1 518	293	201	047 OTHER CEREAL MEAL, FLOURS	6 267	725	507
699 MANUFACTS.BASE METAL,NES	155	63	46	048 CEREAL PREPARATIONS	47 184	10 843	7 572
711 STEAM GENER. BOILERS,ETC.	23	111	79	054 VEGETABLES	144 553	33 580	23 456
724 TEXTILE,LEATHER MACHINES	433	1 171	844	056 VEGETABLES,PRPD,PRSD,NES	212 180	52 776	36 896
725 PAPER,PULP MILL MACHINES	3	43	31	057 FRUIT,NUTS EXCL.OIL NUTS	1 178 889	463 433	323 010
728 OTH.MACH,PTS,SPCL INDUST	68	412	280	058 FRUIT,PRESERVED,PREPARED	131 475	31 987	22 410
731 METAL REMOVAL WORK TOOLS	781	3 252	2 250	059 FRUIT,VEGETABLE JUICES	135 624	29 656	20 885
741 HEATING,COOLING EQUIP,PART	110	344	238	061 SUGARS,MOLASSES,HONEY	195 956	7 676	5 209
742 PUMPS NES,CENTRIFUGS ETC	32	160	112	062 SUGAR CONFECTIONERY	1 605	2 011	1 389
744 MECHANICAL HANDLING EQUIP	174	653	460	071 COFFEE,COFFEE SUBSTITUTE	1 495	846	597
745 OTH.NONELEC MCH,TOOL,NES	53	206	134	072 COCOA	7 001	861	608
747 TAPS,COCKS,VALVES,ETC.	45	140	99	073 CHOCOLATE,OTH.COCOA PREP	3 976	6 928	4 835
763 SOUND RECORDER,PHONOGRPH	27	161	113	074 TEA AND MATE			
764 TELECOMM.EQUIP.PARTS NES	2	386	274	075 SPICES	7 973	3 820	2 620
771 ELECT POWER MACHNRY.PARTS	1	49	35	081 ANIMAL FEED STUFF	15 989 055	365 685	255 657
				091 MARGARINE AND SHORTENING	3 000	764	528

7 IMPORTS AND EXPORTS (SPECIAL TRADE) BY COUNTRIES OF PRODUCTION AND CONSUMPTION AND BY GROUPS OF THE SITC-REV. III 1995

GROUP DESCRIPTION	DT = 100 KG	1 000 DM	1 000 \$	GROUP DESCRIPTION	DT = 100 KG	1 000 DM	1 000 \$
017 MEAT, OFFL. PRPD, PRSVD, NES	346	302	211	851 TEXTILE YARN	304 068	234 077	163 534
022 MILK AND CREAM	1 404	396	271	852 COTTON FABRICS, WOVEN	8 143	31 356	21 947
023 BUTTER, OTHER FAT OF MILK	145	112	78	853 FABRICS, MAN-MADE FIBRES	26 841	83 353	57 968
024 CHEESE AND CURD	14 123	9 263	6 462	854 OTH. TEXTILE FABRIC, WOVEN	9 301	26 141	18 254
034 FISH, FRESH, CHILLED, FROZEN	12 184	5 617	3 726	855 KNIT, CROCHET, FABRIC NES	4 747	14 955	10 443
037 FISH ETC. PREPD, PRSVD, NES	4 081	5 697	3 974	856 TULLE, LACE, EMBROIDRY, ETC	4 729	16 722	11 720
041 WHEAT, MESLIN, UNMILLED	143 510	2 916	2 031	857 SPECIAL YARN, TXTL, FABRIC	69 232	149 160	104 566
044 MAIZE UNMILLED	195	447	318	858 TEXTILE ARTICLES NES	13 797	27 020	18 898
045 OTHER CEREALS, UNMILLED	183	42	30	859 FLOOR COVERINGS, ETC.	13 287	14 723	10 281
048 CEREAL PREPARATIONS	84 052	36 770	25 765	861 LIME, CEMENT, CONSTR. MATRL	28 535	8 021	5 610
054 VEGETABLES	39 345	42 145	28 850	862 CLAY, REFRCT. CONSTR. MATRL	253 410	42 022	29 336
056 VEGETABLES, PRPD, PRSVD, NES	25 426	8 111	5 684	863 MINERAL MANUFACTURES, NES	130 311	185 897	129 858
057 FRUIT, NUTS EXCL. OIL NUTS	1 735	875	616	864 GLASS	401 738	207 773	144 985
058 FRUIT, PRESERVED, PREPARED	5 970	2 547	1 776	865 GLASSWARE	312 981	223 214	156 207
059 FRUIT, VEGETABLE JUICES	395 932	98 155	68 070	866 POTTERY	23 390	41 542	28 379
061 SUGARS, MOLASSES, HONEY	3 286	645	445	867 PEARLS, PRECIOUS STONES	98	90 314	62 631
062 SUGAR CONFECTIONERY	185 424	72 124	50 459	871 PIG IRON, SPIEGELEISN, ETC	147 889	42 632	29 631
071 COFFEE, COFFEE SUBSTITUTE	399 351	219 535	152 999	872 INGOTS ETC. IRON OR STEEL	4 452 968	211 905	147 291
072 COCOA	23 154	4 720	3 290	873 FLAT-ROLLED IRON ETC.	1 828 926	161 384	112 895
073 CHOCOLATE, OTH. COCOA PREP	63 502	35 032	24 444	874 FLAT-ROLLED PLATED IRON	3 371 032	354 920	248 327
074 TEA AND MATE	.	.	.	875 FLAT-ROLLED, ALLOY STEEL	1 370 577	238 088	166 931
075 SPICES	7 231	5 013	3 494	876 IRON, STL. BAR, SHAPES ETC.	1 962 890	192 457	134 784
081 ANIMAL FEED STUFF	25 693	65 146	45 611	877 RAILWAY TRACK IRON, STEEL	84 907	7 449	5 160
091 MARGARINE AND SHORTENING	1 057	271	186	878 WIRE OF IRON OR STEEL	93 496	30 912	21 640
098 EDIBLE PROD. PREPRTNS, NES	51 076	32 253	22 440	879 TUBES, PIPES, ETC. IRON, STL	1 543 232	255 389	178 454
111 NON-ALCOHOL. BEVERAGE, NES	138 778	18 210	12 744	881 SILVER, PLATINUM, ETC.	226	115 790	80 378
112 ALCOHOLIC BEVERAGES	1 297 757	262 508	183 791	882 COPPER	557 311	325 919	227 888
121 TOBACCO, UNMANUFACTURED	18 272	4 141	2 884	883 NICKEL	30 176	62 140	43 390
122 TOBACCO, MANUFACTURED	2 596	5 504	3 871	884 ALUMINIUM	469 069	269 319	188 266
211 HIDES, SKINS (EXCL. FURS), RAW	8 391	3 359	2 392	885 LEAD	9 443	3 690	2 585
212 FURSKINS, RAW	6	180	129	886 ZINC	4 496	1 208	848
223 OILSEED (OTH. FIX. VEG. OIL)	386	85	60	887 TIN	420	650	455
231 NATURAL RUBBER, ETC.	2 183	754	527	889 MISC. NON-FERR. BASE METAL	29 796	67 403	47 188
232 SYNTHETIC RUBBER, ETC.	262 434	72 116	50 550	891 METALLIC STRUCTURES NES	110 384	74 697	52 206
246 WOOD IN CHIPS, PARTICLES	26 114	218	151	892 CONTAINERS, STORAGE, TRANSP	27 184	44 987	31 482
247 WOOD ROUGH, ROUGH SQUARED	835	214	151	893 WIRE PRODUCTS EXCL. ELECT	66 079	69 506	48 562
248 WOOD, SIMPLY WORKED	7 045	1 846	1 290	894 NAILS, SCREWS, NUTS, ETC.	109 739	129 325	90 485
251 PULP AND WASTE PAPER	39 870	7 239	5 097	895 TOOLS	88 148	395 460	276 079
263 COTTON	725	415	288	896 CUTLERY	15 775	116 750	81 661
265 VEGETABLE TEXTILE FIBRES	395	70	48	897 HOUSEHOLD EQUIPMENT, NES	21 946	43 187	30 247
266 SYNTHETIC FIBRES	193 265	63 236	44 138	898 MANUFACTURES, BASE METAL, NES	423 232	535 447	374 235
267 OTHER MAN-MADE FIBRES	30 109	10 166	7 105	700 CPL IND PLANT (84/85/87)	62 280	217 893	154 196
268 WOOL, OTHER ANIMAL HAIR	9 595	8 671	6 008	711 STEAM GENER. BOILERS, ETC.	2 617	5 353	3 755
269 WORN CLOTHING, TEXTL. ARTL	15 992	3 878	2 717	712 STEAM TURBINES	14 101	56 664	39 460
272 FERTILIZERS, CRUDE	11 887	672	465	713 INTRNL COMBUS PSTN ENGIN	1 237 194	1 852 945	1 295 308
273 STONE, SAND AND GRAVEL	12 338	852	594	714 ENGINES, MOTORS NON-ELECT	34 786	900 574	629 286
274 SULPHUR, UNRSTD. IRON PYRS	180 620	938	651	716 ROTATING ELECTRIC PLANT	117 081	359 801	250 939
277 NATURAL ABRASIVES, NES	122	7 439	5 181	718 OTH. POWR. GENRTNG. MACHNRY	34 116	135 649	94 688
278 OTHER CRUDE MINERALS	443 966	7 732	5 409	721 AGRIC. MACHINES, EX. TRACTR	90 970	125 089	87 410
282 FERROUS WASTE AND SCRAP	757	600	408	722 TRACTORS	362 998	408 591	286 254
285 ALUMINIUM ORE, CONCTR. ETC	117 326	23 763	16 638	723 CIVIL ENGINEERING EQUIPT	587 834	494 795	346 041
287 ORE, CONCENTR. BASE METALS	631	505	361	724 TEXTILE, LEATHER MACHINES	256 962	1 055 006	736 398
288 NON-FERROUS WASTE, SCRAP	31 607	12 199	8 514	725 PAPER, PULP MILL MACHINES	58 984	293 834	205 343
289 PREC. METAL DRES. CONCTRIS	1 054	1 616	1 129	726 PRINTING, BOOKBINDING MACHS	222 703	1 079 666	756 138
291 CRUDE ANIMAL MATERIALS, NES	14 605	11 509	8 072	727 FOOD-PROCESS. MCH. NON DOM	37 716	186 749	130 907
292 CRUDE VEG. MATERIALS, NES	36 236	50 339	35 105	728 OTH. MACH. PTS, SPCL INDUST	411 566	1 641 595	1 148 742
322 BRIQUETTES, LIGNITE, PEAT	1 111	49	35	731 METAL REMOVAL WORK TOOLS	125 651	522 036	364 818
334 PETROLEUM PRODUCTS	3 872 747	78 622	55 490	733 MACH-TOOLS, METAL-WORKING	95 520	258 652	181 741
335 RESIDUAL PETROL. PRODUCTS	270 556	20 832	14 534	735 PARTS, NES, FOR MACH-TOOLS	88 142	327 429	228 652
411 ANIMAL OILS AND FATS	1 136	1 928	1 355	737 METALWORKING MACHNRY NES	55 790	203 028	141 889
421 FIXED VEG. FAT, OILS, SOFT	963	494	345	741 HEATING, COOLING EQUIP, PART	117 694	404 774	283 383
422 FIXED VEG. FAT, OILS, OTHER	775	280	195	742 PUMPS FOR LIQUIDS, PARTS	130 993	548 317	382 767
431 ANIMAL, VEG. FATS, OILS, NES	21 350	5 350	3 728	743 PUMPS NES, CENTRIFUGS ETC	160 113	762 037	533 352
511 HYDROCARBONS, NES, DERIVTS	430 030	69 704	48 244	744 MECHANICAL HANDLING EQUIP	252 996	366 523	257 319
512 ALCOHOL, PHENOL, ETC. DERIV	930 583	274 628	191 812	745 OTH. NONELEC MCH, TOOL, NES	149 157	776 621	542 916
513 CARBOXYLIC ACIDS, DERIVTS	573 315	146 544	102 292	746 BALL OR ROLLER BEARINGS	94 023	247 945	173 340
514 NITROGEN-FUNCT. COMPOUNDS	437 243	402 777	280 822	747 TAPS, COCKS, VALVES, ETC.	68 876	390 524	272 796
515 ORGANO-INORGANIC COMPNDS	390 220	1 111 701	774 900	748 TRANSMISSIONS, SHAFTS ETC	501 030	672 648	470 618
516 OTHER ORGANIC CHEMICALS	258 580	224 120	156 614	749 NON-ELECT MACH. PARTS, ETC	49 295	255 011	178 363
522 INORGANIC CHEM. ELEMENTS	1 948 314	264 893	184 864	751 OFFICE MACHINES	18 570	78 202	54 774
523 METAL. SALTS, INORGAN. ACID	949 340	192 533	134 280	752 AUTOMATC. DATA PROC. EQUIP	28 865	833 958	583 504
524 OTHER CHEMICAL COMPOUNDS	82 075	70 393	49 214	759 PARTS, FOR OFFICE MACHINS	37 968	649 703	454 213
525 RADIO-ACTIVE MATERIALS	3 670	92 183	65 409	761 TELEVISION RECEIVERS ETC	115	2 723	1 913
531 SYNTH. COLOURS, LAKES, ETC.	131 337	383 385	267 619	762 RADIO-BROADCAST RECEIVER	298	5 549	3 793
532 DYEING, TANNING MATERIALS	50 630	9 460	6 627	763 SOUND RECORDER, PHONOGRPH	4 436	24 769	17 326
533 PIGMENTS, PAINTS, ETC.	332 224	237 160	165 817	764 TELECOMM. EQUIP. PARTS NES	23 197	509 927	357 282
541 MEDICINES, ETC. EXC. GRP542	53 776	410 734	287 031	771 ELECT. POWER MACHNRY, PARTS	76 127	320 200	223 553
542 MEDICAMENTS	18 562	628 981	439 081	772 ELEC. SWITCH. RELAY. CIRCUIT	129 682	1 165 185	815 217
551 ESSNTL. OIL, PERFUME, FLAVR	12 085	19 041	13 352	773 ELECTR. DISTRIB. EQPT NES	49 466	141 450	99 009
553 PERFUMERY, COSMETICS, ETC.	41 075	160 737	112 389	774 ELECTRO-MEDCL. XRAY EQUIP	40 519	941 396	657 639
554 SOAP, CLEANERS, POLISH, ETC	202 881	83 137	58 269	775 DOM. ELEC. NON-ELEC. EQUIPT	117 235	297 277	208 493
562 FERTILIZER, EXCEPT GRP272	511 795	13 467	9 458	776 TRANSISTORS, VALVES, ETC.	90 186	834 015	581 378
571 POLYMERS OF ETHYLENE	81 752	16 114	11 239	778 ELECTRIC. MACH. APPART. NES	223 649	934 688	653 504
572 POLYMERS OF STYRENE	116 004	34 215	23 934	781 PASS. MOTOR VEHCLS, EX. BUS	3 108 387	9 526 049	6 658 283
573 POLYMERS, VINYL CHLORIDE	70 053	39 892	27 827	782 GOODS, SPCL TRANSPORT VEH	117 027	156 103	109 436
574 POLYACETAL, POLYCARBONATE	168 060	90 739	63 463	783 ROAD MOTOR VEHICLES NES	8 835	19 457	13 513
575 OTH. PLASTIC, PRIMARY FORM	960 383	458 264	319 763	784 TRACTORS, TRACTORS, MOTOR VEH	814 323	1 530 534	1 068 768
579 PLASTIC WASTE, SCRAP ETC	128 132	11 173	7 762	785 CYCLES, MOTORCYCLES ETC.	16 309	88 080	61 209
581 PLASTIC TUBE, PIPE, HOSE	40 398	84 666	59 327	786 TRAILERS, SEMI-TRAILER, ETC	32 809	33 821	23 479
582 PLASTIC PLATE, SHEETS, ETC	393 219	311 605	217 692	791 RAILWAY VEHICLES, EQUIPNT	14 475	41 362	28 791
583 MONOFILAMENT OF PLASTICS	9 178	8 482	5 921	792 AIRCRAFT, ASSOCTD. EQUIPNT	39 349	1 797 393	1 256 768
591 INSECTICIDES, ETC.	68 673	93 251	64 695	793 SHIP, BOAT, FLOAT. STRUCTRS	4 832	6 873	4 725
592 STARCHES, INULIN, ETC.	436 587	116 979	81 876	800 CPL IND PLANT CHAP 90/94	96	1 321	901
593 EXPLOSIVES, PYROTECHNICS	1 585	8 778	6 099	811 PREFABRICATED BUILDINGS	931	1 654	1 160
597 PREPRED ADDITIVES, LIQUIDS	96 204	40 388	28 253	812 PLUMBING, SANITARY, EQPT. ETC	23 498	12 521	8 771
598 MISC. CHEMICAL PRODS, NES	820 193	605 191	422 884	813 LIGHTING FIXTURES ETC. NES	14 113	48 273	33 756
600 CPL IND PLANT CHAP 69-76	5 148	15 564	10 792	821 FURNITURE, CUSHIONS, ETC.	244 557	212 355	148 713
611 LEATHER	23 662	56 566	39 712	831 TRUNK, SUIT-CASES, BAG, ETC	5 173	31 326	21 885
612 MANUFACT. LEATHER ETC. NES	4 874	17 778	12 452	841 MENS, BOYS CLOTHING, X-KNIT	3 979	31 876	22 176
613 FURSKINS, TANNED, DRESSED	194	1 261	893	842 WOMEN, GIRL CLOTHING, XKNIT	4 617	161 204	112 439
621 MATERIALS OF RUBBER	101 697	66 528	46 534	843 MENS, BOYS CLOTHING, KNIT	268	1 459	1 017
625 RUBBER TYRES, TUBES, ETC.	158 774	108 521	75 967	844 WOMEN, GIRLS CLOTHING, KNIT	482	8 915	6 210
629 ARTICLES OF RUBBER, NES	52 384	159 681	111 754	845 OTH. TEXTILE APPAREL, NES	1 710	36 077	25 120
633 CORK MANUFACTURES	773	3 627	2 531	846 CLOTHING ACCESSRS, FABRIC	3 935	25 565	17 934
634 VENEERS, PLYWOOD, ETC.	66 794	41 103	28 699	848 CLOTHING, NONXTL, HEADGEAR	3 034	19 630	13 749
635 WOOD MANUFACTURES, NES	21 338	23 501	16 464	851 FOOTWEAR	20 232	112 774	78 769
641 PAPER AND PAPERBOARD	2 820 887	564 068	394 538	871 OPTICAL INSTRUMENTS, NES	6 760	200 627	140 336
642 PAPER, PAPERBOARD, CUT ETC	136 355	73 085	51 087	872 MEDICAL INSTRUMENTS NES	21 445	598 507	419 026

7 IMPORTS AND EXPORTS (SPECIAL TRADE) BY COUNTRIES OF PRODUCTION AND CONSUMPTION AND BY GROUPS OF THE SITC-REV. III 1995

GROUP DESCRIPTION	DT = 100 KG	1 000 DM	1 000 \$	GROUP DESCRIPTION	DT = 100 KG	1 000 DM	1 000 \$
873 METERS,COUNTERS,NES	3 748	38 841	27 193	821 MATERIALS OF RUBBER	1 423	2 019	1 403
874 MEASURE,CONTROL INSTRMNT	73 233	1 327 314	928 405	825 RUBBER TYRES,TUBES,ETC.	2 388	2 038	1 423
881 PHOTOGRAPH APPAR,ETC.NES	9 015	138 417	96 785	829 ARTICLES OF RUBBER, NES	14 473	10 556	7 356
882 PHOTO.CINEMATOGRPH.SUPPL	276 884	369 380	258 430	834 VENEERS, PLYWOOD, ETC.	431 922	61 410	42 192
883 CINE.FILM EXPOS.D,DEVELOP	9	99	67	835 WOOD MANUFACTURES, NES	77 066	21 794	15 325
884 OPTICAL GOODS NES	2 327	163 461	114 477	841 PAPER AND PAPERBOARD	603 112	71 144	49 742
885 WATCHES AND CLOCKS	14 483	92 973	65 034	842 PAPER,PAPERBOARD,CUT ETC	36 101	16 195	11 327
891 ARMS AND AMMUNITION	8 799	112 203	78 586	851 TEXTILE YARN	10 282	5 185	3 620
892 PRINTED MATTER	105 976	282 254	196 693	852 COTTON FABRICS, WOVEN	104	312	213
893 ARTICLES,NES,OF PLASTICS	171 986	304 477	213 000	853 FABRICS,MAN-MADE FIBRES	61	144	97
894 BABY CARRIAGE,TOYS,GAMES	105 643	231 927	162 775	854 OTH.TEXTILE FABRIC,WOVEN	10 581	8 287	5 796
895 OFFICE,STATIONERY SUPPLS	34 657	112 600	78 991	855 KNIT,CROCHET,FABRIC NES	456	662	462
896 WORKS OF ART,ANTIQUE ETC	1 322	239 005	167 249	856 TULLE,LACE,EMBROIDRY,ETC	201	466	322
897 GOLD,SILVERWARE,JEWEL NES	173	58 132	40 586	857 SPECIAL YARN,TXTL.FABRIC	19 914	34 178	23 861
898 MUSICAL INSTRUMENTS,ETC.	139 132	332 058	232 002	858 TEXTILE ARTICLES NES	721	1 500	1 052
899 MISC MANUFCTRD GOODS NES	38 007	168 958	118 173	859 FLOOR COVERINGS, ETC.	350	264	186
941 COMPL INO PLANT CHAPT 99	78	6 314	4 342	861 LIME,CEMENT,CONSTR.MATRL	17 890	1 545	1 091
961 COIN NONGOLD NONCURRENT	30	596	416	862 CLAY,REFRCT.CONSTR.MATRL	9 936	542	378
971 GOLD,NONMONTY EXCL ORES	7	5 726	3 996	863 MINERAL MANUFACTURES,NES	5 796	3 357	2 337
972 MONETARY GOLD,GOLD COINS	8	6 859	4 780	864 GLASS	36 444	29 248	20 319
				865 GLASSWARE	2 722	458	317
				866 POTTERY	24	49	31
CANADA				871 PIG IRON,SPIEGELISN,ETC	562 734	29 333	20 448
IMPORTS	94 998 692	5 362 380	3 748 356	872 INGOTS,ETC.IRON OR STEEL	459	148	106
001 LIVE ANIMALS	3 313	4 918	3 461	874 FLAT-ROLLED PLATED IRON	22 445	2 644	1 853
012 OTHER MEAT, MEAT OFFAL	819	432	303	875 FLAT-ROLLED, ALLOY STEEL	201	68	49
023 BUTTER,OTHER FAT OF MILK	8 073	2 195	1 538	876 IRON,STL.BAR,SHAPES ETC.	1 999	738	526
025 EGGS,BIRDS,YOLKS,ALBUMIN	3 740	4 749	3 327	878 WIRE OF IRON OR STEEL	1 233	441	313
034 FISH,FRESH,CHILLED,FROZN	61 172	15 458	10 819	879 TUBES,PIPES,ETC.IRON,STL	6 417	4 628	3 225
035 FISH,DRIED,SALTED,SMOKED	4 350	7 170	5 025	882 COPPER	18 804	12 428	8 724
036 CRUSTACEANS,MOLLUSCS ETC	7 612	13 163	9 182	883 NICKEL	59 868	73 219	51 216
037 FISH ETC.PRPD,PRSD,NES	772	2 137	1 506	884 ALUMINIUM	934 502	255 380	178 700
041 WHEAT, MESLIN, UNMILLED	1 683 874	64 161	44 520	885 LEAD	2 754	245	173
042 RICE	580	158	111	889 MISC.NON-FERR.BASE METAL	11 997	18 893	13 198
043 BARLEY, UNMILLED	38 074	1 013	734	891 METALLIC STRUCTURES NES	2 486	2 388	1 668
044 MAIZE UNMILLED	19 601	11 103	7 736	892 CONTAINERS,STORAGE,TRNSP	22	87	60
045 OTHER CEREALS, UNMILLED	44 431	3 031	2 120	893 WIRE PRODUCTS EXCL.ELECT	1 196	748	528
048 CEREAL PREPARATIONS	9 162	1 308	912	894 NAILS,SCREWS,NUTS,ETC.	1 847	2 232	1 555
054 VEGETABLES	975 949	36 489	25 442	895 TOOLS	12 399	25 857	18 147
056 VEGETABLES,PRPD,PRSD,NES	22 158	4 546	3 185	896 CUTLERY	58	100	71
057 FRUIT,NUTS EXCL.OIL NUTS	2 053	492	346	897 HOUSEHOLD EQUIPMENT,NES	5 553	4 678	3 290
058 FRUIT,PRESERVED,PREPARED	124 811	31 279	21 767	899 MANUFACTS.BASE METAL,NES	10 781	8 229	5 742
059 FRUIT, VEGETABLE JUICES	41	67	47	901 STEAM GENER,BOILERS,ETC.	10	61	41
061 SUGARS,MOLASSES,HONEY	32 905	9 557	6 685	903 INTRNL COMBUS PSTN ENGIN	12 599	27 575	19 241
081 ANIMAL FEED STUFF	89 331	5 404	3 763	904 ENGINES,MOTORS NON-ELECT	2 811	275 655	193 587
098 EDIBLE PROD.PREPRNTS,NES	15 013	2 541	1 785	906 ROTATING ELECTRIC PLANT	12 602	25 724	18 000
111 NON-ALCOHOL.BEVERAGE,NES	338	67	46	907 OTH.PDWR.GENRTNG.MACHNRY	2 956	3 185	2 200
112 ALCOHOLIC BEVERAGES	6 145	2 438	1 694	908 AGRIC.MACHINES,EX.TRACTR	2 337	2 084	1 467
121 TOBACCO, UNMANUFACTURED	5 084	3 525	2 454	909 TRACTORS	6 056	5 060	3 498
211 HIDES,SKINS(EX.FURS),RAW	993	177	126	910 CIVIL ENGINEERING EQUIPT	3 644	4 322	3 040
212 FURSKINS, RAW	220	2 759	1 923	911 TEXTILE,LEATHER MACHINES	476	1 017	712
222 OILSEED(SFT.FIX VEG.OIL)	4 012 740	182 173	124 899	912 PAPER,PULP MILL MACHINES	906	5 204	3 635
223 OILSEED(OTH.FIX.VEG.OIL)	2 853 750	94 363	66 043	913 PRINTNG,BOOKBINDNG MACHS	2 068	12 260	8 455
232 SYNTHETIC RUBBER, ETC.	5 099	2 659	1 847	914 FOOD-PROCESS.MCH.NON DUM	288	2 643	1 845
246 WOOD IN CHIPS, PARTICLES	638	56	39	915 OTH.MACH,PTS,SPCL INDUST	5 331	26 989	18 790
247 WOOD ROUGH,ROUGH SQUARED	20 909	2 383	1 669	916 METAL REMOVAL WORK TOOLS	358	1 621	1 123
248 WOOD, SIMPLY WORKED	753 790	142 117	99 357	917 MACH-TOOLS,METAL-WORKING	642	309	212
251 PULP AND WASTE PAPER	*	*	*	918 PARTS,NES,FOR MACH-TOOLS	280	1 238	868
266 SYNTHETIC FIBRES	193	59	38	919 METALWORKING MACHNRY NES	575	3 922	2 757
273 STONE, SAND AND GRAVEL	8 426	598	423	920 HEATING,COOLING EQUIP,PART	4 608	13 513	9 395
277 NATURAL ABRASIVES, NES	866	214	148	921 PUMPS FOR LIQUIDS,PARTS	8 877	7 278	5 077
279 OTHER CRUDE MINERALS	90 598	14 154	9 904	922 PUMPS NES,CENTRIFUGS ETC	20 484	41 946	29 278
281 IRON ORE, CONCENTRATES	64 187 383	316 945	222 063	923 MECHANICAL HANDLING EQUIP	4 355	4 498	3 170
282 FERROUS WASTE AND SCRAP	1 865	438	306	924 OTH.NONELEC MCH,TOOL,NES	1 417	7 891	5 522
284 NICKEL ORES,CONCTR,MATTE	50 675	52 421	36 285	925 BALL OR ROLLER BEARINGS	6 817	14 635	10 221
285 ALUMINIUM ORE,CONCTR,ETC	696	94	65	926 TAPS,COCKS,VALVES,ETC.	4 466	13 582	9 486
287 ORE,CONCENTR.BASE METALS	3 590 032	135 838	95 209	927 TRANSMISSIONS SHAFTS ETC	4 565	6 884	4 804
288 NON-FERROUS WASTE, SCRAP	1 868 570	86 860	60 673	928 NON-ELECT MACH,PARTS,ETC	3 198	29 577	20 726
289 PREC.METAL ORES,CONCTR	181	3 523	2 486	929 OFFICE MACHINES	147	755	523
291 CRUDE ANIMAL MATERLS,NES	21 108	6 104	4 235	930 AUTOMATC.DATA PROC.EQUIP	1 021	24 047	16 784
292 CRUDE VEG.MATERIALS, NES	17 520	4 873	3 352	931 PARTS,FOR OFFICE MACHINS	9 025	355 529	247 349
321 COAL,NOT AGGLOMERATED	1 024 323	8 454	6 057	932 TELEVISION RECEIVERS ETC	9	206	142
334 PETROLEUM PRODUCTS	1 054	420	295	933 RADIO-BROADCAST RECEIVER	5	55	41
335 RESIDUAL PETROL.PRODUCTS	44 727	2 298	1 597	934 SOUND RECORDER,PHONOGRPH	25	616	435
411 ANIMAL OILS AND FATS	34 835	2 844	2 013	935 ELECTCOMM.EQUIP,PARTS NES	2 242	46 770	32 848
431 ANIMAL,VEG.FATS,OILS,NES	3 596	255	180	936 ELECT POWER MACHNRY,PARTS	5 472	16 874	11 762
511 HYDROCARBONS,NES,DERIVTS	307 786	18 735	13 156	937 ELEC.SWITCH.RELAY,CIRCUIT	974	13 335	9 311
513 CARBOXYLIC ACIDS,DERIVTS	16 671	3 691	2 582	938 ELECTR.DISTRIBT.EQPT NES	1 926	3 525	2 451
514 NITROGEN-FUNCT.COMPOUNDS	1 131	850	439	939 ELECTRO-MEDCL,XRAY EQUIP	1 252	6 319	4 412
515 ORGANO-INDORGANIC COMPNDS	959	4 625	3 231	940 DOM.ELEC, NON-ELEC. EQUIPT	190	1 557	1 095
516 OTHER ORGANIC CHEMICALS	47	180	123	941 TRANSISTORS, VALVES, ETC.	213	49 966	35 291
522 INORGANIC CHEM.ELEMENTS	178 986	30 829	21 584	942 ELECTRIC MACH. APPART. NES	4 865	32 293	22 587
523 METAL. SALTS, INORGAN. ACID	1 472	693	487	943 PASS.MOTOR VEHCLS,EX.BUS	84 551	155 493	108 987
524 OTHER CHEMICAL COMPOUNDS	29 205	2 214	1 575	944 GOODS, SPCL TRANSPORT VEH	2 091	2 861	2 008
525 RADIO-ACTIVE MATERIALS	47	11 028	7 489	945 PARTS,TRACTORS,MOTOR VEH	60 576	60 085	42 091
532 DYEING,TANNING MATERIALS	47	88	60	946 CYCLES, MOTORCYCLES ETC.	2 710	11 183	7 842
533 PIGMENTS, PAINTS, ETC.	3 707	2 416	1 687	947 TRAILERS, SEMI-TRAILR,ETC	1 852	4 983	3 355
541 MEDICINES,ETC.EXC.GRP542	2 552	66 240	46 170	948 AIRCRAFT, ASSOCTD.EQUIPNT	1 178	183 642	129 431
542 MEDICAMENTS	1 806	58 318	40 927	949 SHIP,BOAT,FLOAT.STRUCTRS	2 448	5 066	3 531
551 ESSNTL.OIL,PERFUME,FLAVR	197	793	556	950 PREFABRICATED BUILDINGS	37 943	9 783	6 832
553 PERFUMERY,COSMETICS,ETC.	1 733	2 810	1 972	951 PLUMBING,SANITRY,EQPT,ETC	88	103	74
554 SOAP,CLEANERS,POLISH,ETC	195	112	77	952 LIGHTNG FIXTURES ETC.NES	45	153	108
562 FERTILIZER,EXCEPT GRP272	1 040	98	67	953 FURNITURE,CUSHIONS,ETC.	9 278	9 262	6 507
571 POLYMERS OF ETHYLENE	90 733	17 195	12 027	954 TRUNK,SUIT-CASES,BAG,ETC	542	886	628
573 POLYMERS,VINYL CHLORIDE	388	76	53	955 MENS,BOYS CLOTHING,X-KNIT	403	2 555	1 781
574 POLYACETAL,POLYCARBONATE	321	253	178	956 WOMEN,GIRL CLOTHING,XKNIT	675	12 628	8 852
575 OTH.PLASTIC,PRIMARY FORM	6 834	3 389	2 352	957 MENS,BOYS CLOTHING,KNIT	55	523	357
581 PLASTIC TUBE,PIPE,HOSE	3 010	5 276	3 701	958 WOMEN,GIRLS CLOTHING,KNIT	254	5 246	3 678
582 PLASTIC PLATE,SHEETS,ETC	13 780	9 046	6 327	959 OTHR.TEXTILE APPAREL,NES	574	5 828	4 079
583 MONOFILAMENT OF PLASTICS	246	276	195	960 CLOTHING ACCESSRS,FABRIC	158	764	530
591 INSECTICIDES, ETC.	315	113	80	961 CLOTHING,NONTXTL;HEADGEAR	362	1 899	1 318
592 STARCHES,INULIN,ETC.	581	578	403	962 FOOTWEAR	479	1 504	1 034
593 EXPLOSIVES,PYROTECHNICS	4	43	31	963 OPTICAL INSTRUMENTS,NES	34	1 862	1 298
597 PREPRED ADDITIVES,LIQUIDS	274	277	198	964 MEDICAL INSTRUMENTS NES	223	4 215	2 929
598 MISC.CHEMICAL PRODS,NES	14 160	16 079	11 223	965 METERS,COUNTERS,NES	9	206	144
612 MANUFACT. LEATHER ETC.NES	42	200	140	966 MEASURE,CONTROL INSTRMNT	1 192	32 604	22 715
613 FURSKINS,TANNED,DRESSED	85	1 130	795	967 PHOTOGRAPH APPAR,ETC.NES	48	1 350	961
				968 PHOTO.CINEMATOGRPH.SUPPL	1 360	5 994	4 186

7 IMPORTS AND EXPORTS (SPECIAL TRADE) BY COUNTRIES OF PRODUCTION AND CONSUMPTION AND BY GROUPS OF THE SITC-REV. III 1995

GROUP DESCRIPTION	DT = 100 KG	1 000 DM	1 000 \$	GROUP DESCRIPTION	DT = 100 KG	1 000 DM	1 000 \$
883 CINE.FILM EXPOSD.DEVELOPD	13	156	106	651 TEXTILE YARN	23 002	24 364	17 129
884 OPTICAL GOODS NES	459	3 783	2 648	652 COTTON FABRICS, WOVEN	1 307	3 353	2 321
885 WATCHES AND CLOCKS	15	235	162	653 FABRICS,MAN-MADE FIBRES	4 381	15 394	10 701
891 ARMS AND AMMUNITION	1 113	13 689	9 418	654 OTH.TEXTILE FABRIC,WOVEN	1 890	4 113	2 872
892 PRINTED MATTER	10 149	10 753	7 537	655 KNIT.CROCHET.FABRIC NES	391	1 305	904
893 ARTICLES,NES,OF PLASTICS	8 972	7 838	5 486	656 TULLE,LACE,EMBROIDRY.ETC	830	2 071	1 456
894 BABY CARRIAGE,TOYS,GAMES	23 211	17 936	12 558	657 SPECIAL YARN,TXTL.FABRIC	5 346	8 447	5 935
895 OFFICE,STATIONERY SUPPLS	52	239	204	658 TEXTILE ARTICLES NES	655	1 586	1 106
896 WORKS OF ART,ANTIQUE ETC	49	1 446	1 013	659 FLOOR COVERINGS, ETC.	4 234	3 007	2 099
897 GOLD,SILVERWARE,JEWEL NES	11	557	392	661 LIME,CEMENT,CONSTR.MATRL	1 973	323	221
898 MUSICAL INSTRUMENTS,ETC.	5 502	26 764	18 580	662 CLAY,REFRCTR.CONSTR.MATRL	56 001	9 596	6 721
899 MISC MANUFCTRD GOODS NES	645	20 743	14 526	663 MINERAL MANUFACTURES,NES	35 971	20 658	14 369
961 COIN NONGOLD NONCURRENT	98	5 058	3 478	664 GLASS	46 762	12 011	8 367
971 GOLD,NONMONTY EXCL ORES	138	248 044	175 221	665 GLASSWARE	18 432	14 053	9 810
972 MONETARY GOLD,GOLD COINS	6	16 517	11 562	666 POTTERY	2 802	4 485	3 138
EXPORTS	6 339 509	4 106 215	2 870 164	667 PEARLS,PRECIOUS STONES	7 800	1 225	859
001 LIVE ANIMALS	452	1 128	788	671 PIG IRON,SPIEGELEISN,ETC	1 638 687	2 189	1 539
017 MEAT,OFFL.PRPD,PRSD,NES	130	125	91	672 INGOTS ETC.IRON OR STEEL	323 710	77 400	54 031
022 MILK AND CREAM	860	342	235	673 FLAT-ROLLED IRON ETC.	129 016	23 481	16 477
024 CHEESE AND CURD	4 711	5 568	3 875	674 FLAT-ROLLED PLATED IRON	157 060	12 593	8 864
034 FISH,FRESH,CHILLED,FROZN	222	54	36	675 FLAT-ROLLED, ALLOY STEEL	687 446	56 865	39 911
037 FISH ETC.PRPD,PRSD,NES	2 043	1 156	801	676 IRON,STL.BAR,SHAPES ETC.	5 377	66 957	47 027
048 CEREAL PREPARATIONS	16 041	7 612	5 305	677 RAILWAY TRACK IRON,STEEL	6 333	3 563	2 503
054 VEGETABLES	1 446	1 161	814	678 WIRE OF IRON OR STEEL	127 321	32 452	22 706
056 VEGETABLES,PRPD,PRSD,NES	9 300	2 278	1 578	679 TUBES,PIPES,ETC.IRON,STL	1	330	227
057 FRUIT,NUTS EXCL.OIL NUTS	323	245	168	681 SILVER,PLATINUM,ETC.	19 802	14 291	9 935
058 FRUIT,PRESERVED,PREPARED	943	461	321	682 COPPER	2 169	5 133	3 598
059 FRUIT, VEGETABLE JUICES	33 425	7 419	5 113	683 NICKEL	27 199	18 924	13 246
061 SUGARS,MOLASSES,HONEY	6 074	559	388	684 ALUMINIUM	3 340	1 286	909
062 SUGAR CONFECTIONERY	38 575	15 329	10 682	686 ZINC	1 349	1 157	798
071 COFFEE,COFFEE SUBSTITUTE	11 441	10 077	7 065	691 MISC.NON-FERR.BASE METAL	9 624	4 799	3 345
072 COCOA	7 539	2 273	1 576	692 METALLIC STRUCTURES NES	4 374	3 484	2 457
073 CHOCOLATE,OTH.COCOA PREP	23 401	13 765	9 526	693 CONTAINERS,STORAGE,TRNSP	4 217	4 711	3 283
074 TEA AND MATE	21 048	13 323	9 291	694 WIRE PRODUCTS EXCL.ELECT	7 654	6 903	4 823
075 SPICES	454	1 649	1 159	695 NAILS,SCREWS,NUTS,ETC.	8 138	44 472	30 991
081 ANIMAL FEED STUFF	2 304	3 025	2 112	696 TOOLS	1 339	10 209	7 145
098 EDIBLE PRD,PREPRTNS,NES	20 822	15 713	10 981	697 CUTLERY	2 399	4 592	3 210
111 NON-ALCOHOL. BEVERAGE,NES	8 565	1 082	758	698 HOUSEHOLD EQUIPMENT,NES	74 268	60 468	42 293
112 ALCOHOLIC BEVERAGES	117 969	29 113	20 350	699 MANUFACTS.BASE METAL,NES	26 390	40 656	28 357
121 TOBACCO, UNMANUFACTURED	2 125	478	312	700 CPL IND PLANT (84/85/87)	124	300	208
122 TOBACCO, MANUFACTURED	25	83	59	711 STEAM GENER. BOILERS,ETC.	305	4 364	2 983
212 FURSKINS, RAW	16	322	221	712 STEAM TURBINES	12 763	35 455	24 832
232 SYNTHETIC RUBBER, ETC.	19 812	4 932	3 474	713 INTRNL COMBUS PSTN ENGIN	445	34 124	23 906
246 WOOD IN CHIPS, PARTICLES	10 879	108	77	714 ENGINES,MOTORS NON-ELECT	17 800	42 463	29 599
248 WOOD, SIMPLY WORKED	2 320	348	243	716 OTH.POWR.GENRTNG.MACHNRY	7 339	25 923	18 129
251 PULP AND WASTE PAPER	1 901	382	263	721 AGRIC.MACHINES,EX.TRACTR	16 256	16 395	11 442
266 SYNTHETIC FIBRES	4 863	1 998	1 400	722 TRACTORS	42 277	43 684	30 533
267 OTHER MAN-MADE FIBRES	14 749	4 094	2 857	723 CIVIL ENGINEERING EQUIPT	28 264	35 513	25 043
268 WOOL, OTHER ANIMAL HAIR	1 015	1 246	876	724 TEXTILE,LEATHER MACHINES	14 216	61 005	42 616
269 WORN CLOTHING,TEXTL.ARTL	380	221	155	725 PAPER,PULP MILL MACHINES	10 487	46 605	32 924
277 NATURAL ABRASIVES, NES	70	317	222	726 PRINTNG,BOOKBINDNG MACHS	13 078	69 950	49 009
278 OTHER CRUDE MINERALS	14 547	472	324	727 FOOD-PROCESS.MCH.NON DOM	2 911	14 525	10 173
282 FERROUS WASTE AND SCRAP	393	331	220	728 OTH.MACH,PTS,SPCL INDUST	87 778	183 037	128 033
285 ALUMINIUM ORE,CONCTR.ETC	5 345	2 993	2 072	731 METAL REMOVAL WORK TOOLS	38 468	114 595	80 119
288 NON-FERROUS WASTE, SCRAP	6 273	767	537	733 MACH-TOOLS,METAL-WORKING	4 917	15 340	10 822
291 CRUDE ANIMAL MATERIALS,NES	2 113	387	272	735 PARTS,NES.FOR MACH-TOOLS	3 540	14 962	10 486
292 CRUDE VEG.MATERIALS, NES	5 470	8 077	5 653	737 METALWORKING MACHNRY NES	9 432	14 948	10 468
334 PETROLEUM PRODUCTS	2 109	848	585	741 HEATING,COOLNG EQUIP, PART	14 003	48 474	33 903
335 RESIDUAL PETROL. PRODUCTS	444 847	13 817	9 698	742 PUMPS FOR LIQUIDS,PARTS	9 139	32 279	22 583
422 FIXED VEG.FAT,OILS,OTHER	167	58	40	743 PUMPS NES,CENTRIFUGS ETC	8 434	38 547	26 993
431 ANIMAL, VEG. FATS, OILS, NES	979	253	176	744 MECHANICAL HANDLING EQUIP	18 286	37 165	26 124
511 HYDROCARBONS,NES,DERIVTS	14 593	3 264	2 287	745 OTH.NONELEC MCH,TOOL,NES	14 433	64 137	44 850
512 ALCOHOL,PHENOL,ETC.DERIV	19 910	5 482	3 840	746 BALL OR ROLLER BEARINGS	13 661	36 905	25 814
513 CARBOXYLIC ACIDS,DERIVTS	24 785	12 856	8 948	747 TAPS,COCKS,VALVES,ETC.	6 527	32 142	22 390
514 NITROGEN-FUNCT.COMPOUNDS	35 725	9 558	6 642	748 TRANSMISSIONS SHAFTS ETC	35 855	56 558	39 542
515 ORGANO-INORGANIC COMPNDS	15 513	52 048	35 897	749 NON-ELECT MACH,PARTS,ETC	6 404	41 719	29 154
516 OTHER ORGANIC CHEMICALS	3 429	4 259	2 958	751 OFFICE MACHINES	1 133	5 362	3 742
522 INORGANIC CHEM.ELEMENTS	51 069	11 232	7 840	752 AUTOMATC.DATA PROC.EQUIP	4 449	11 675	8 171
523 METAL.SALTS,INORGAN.ACID	120 683	14 280	9 963	753 PARTS,FOR OFFICE MACHINS	6 903	36 646	25 558
524 OTHER CHEMICAL COMPOUNDS	32 861	5 245	3 676	751 TELEVISION RECEIVERS ETC	6	194	131
525 RADIO-ACTIVE MATERIALS	80	80	57	762 RADIO-BROADCAST RECEIVER	10	158	110
531 SYNTH.COLOURS,LAKES,ETC.	21 596	55 397	38 734	763 SOUND RECORDER,PHONOGRPH	37	480	334
532 DYEING,TANNING MATERIALS	11 063	1 544	1 085	764 TELECOMM.EQUIP,PARTS NES	8 659	13 974	9 795
533 PIGMENTS, PAINTS, ETC.	45 127	19 963	13 994	771 ELECT POWER MACHNRY,PARTS	6 350	46 034	32 145
541 MEDICINES,ETC.EXC.GRP542	2 218	22 575	15 739	772 ELEC.SWITCH.RELAY.CIRCUT	11 482	90 375	63 067
542 MEDICAMENTS	5 595	110 381	77 679	773 ELECTR.DISTRIBT.EQPT NES	3 383	7 845	5 501
551 ESSNTL.OIL,PERFUME,FLAVR	1 197	1 962	1 366	774 ELECTRO-MEDCL.XRAY EQUIP	1 712	32 478	22 734
553 PERFUMERY,COSMETICS,ETC.	9 739	26 129	18 185	775 DOM.ELEC.NON-ELEC.EQUIP	8 319	25 625	17 935
554 SOAP,CLEANERS,POLISH,ETC	31 025	13 381	9 394	776 TRANSISTORS,VALVES,ETC.	79	7 255	4 975
562 FERTILIZER,EXCEPT GRP272	2 561	407	286	778 ELECTRIC.MACH.APPART,NES	68 955	102 360	71 430
571 POLYMERS OF ETHYLENE	4 343	842	586	781 PASS.MOTOR VEHCLS.EX.BUS	168 467	453 352	316 486
572 POLYMERS OF STYRENE	34 740	6 469	4 512	782 GOODS,SPCL TRANSPORT VEH	17 326	22 300	15 676
573 POLYMERS,VINYL CHLORIDE	44 440	12 047	8 407	784 PARTS,TRACTORS,MOTOR VEH	53 017	93 733	65 429
574 POLYACETAL,POLYCARBONATE	20 691	14 018	9 801	785 CYCLES,MOTORCYCLES ETC.	966	5 076	3 523
575 OTH.PLASTIC,PRIMARY FORM	92 886	35 024	24 527	786 TRAILERS,SEMI-TRAILR,ETC	2 186	1 985	1 387
579 PLASTIC WASTE, SCRAP ETC	1 547	137	95	791 RAILWAY VEHICLES.EQUIPNT	320	4 214	2 930
581 PLASTIC TUBE,PIPE,HOSE	5 239	9 855	6 888	792 AIRCRAFT,ASSOCTD.EQUIPNT	1 273	59 180	41 313
582 PLASTIC PLATE,SHEETS,ETC	28 517	23 917	16 670	793 SHIP,BOAT,FLOAT.STRUCTRS	125	441	316
583 MONOFILAMENT OF PLASTICS	2 050	1 580	1 099	811 PREFABRICATED BUILDINGS	193	53	37
591 INSECTICIDES, ETC.	15 098	12 005	8 515	812 PLUMBNG,SANITRY,EQPT.ETC	4 895	6 914	4 844
592 STARCHES,INULIN,ETC.	72 682	14 430	10 113	813 LIGHTNG FIXTURES ETC.NES	988	6 631	4 633
593 EXPLOSIVES,PYROTECHNICS	254	1 632	1 142	821 FURNITURE,CUSHIONS,ETC.	41 616	15 406	10 825
597 PREPRD ADDITIVES,LIQUIDS	7 656	3 376	2 369	831 TRUNK,SUIT-CASES,BAG,ETC	474	1 624	1 135
598 MISC.CHEMICAL PRDTS,NES	71 318	78 777	55 052	841 MENS,BOYS CLOTHING,X-KNIT	1 685	24 633	17 108
600 CPL IND PLANT CHAP 69-76	2 390	4 650	3 297	842 WOMEN,GIRL CLOTHING,XKNIT	2 210	41 822	28 972
611 LEATHER	846	2 307	1 618	843 MENS,BOYS CLOTHING,KNIT	35	379	264
612 MANUFACT. LEATHER ETC.NES	400	1 475	1 034	844 WOMEN,GIRLS CLOTHING,KNIT	149	2 219	1 536
613 FURSKINS,TANNED,DRESSED	14	297	208	845 OTHR.TEXTILE APPAREL,NES	886	11 809	8 172
621 MATERIALS OF RUBBER	2 530	3 328	2 322	846 CLOTHING ACCESSRS,FABRIC	1 029	5 482	3 824
625 RUBBER TYRES,TUBES,ETC.	17 288	11 509	8 066	848 CLOTHING,NONTXTL;HEADGEAR	235	2 481	1 735
629 ARTICLES OF RUBBER, NES	5 335	10 746	7 518	851 FOOTWEAR	3 655	20 404	14 210
633 CORK MANUFACTURES	257	982	678	871 OPTICAL INSTRUMENTS,NES	177	8 254	5 752
634 VENEERS, PLYWOOD, ETC.	4 668	2 550	1 795	872 MEDICAL INSTRUMENTS NES	614	18 988	13 300
635 WOOD MANUFACTURES, NES	5 181	1 975	1 395	873 METERS,COUNTERS,NES	102	6 198	4 325
641 PAPER AND PAPERBOARD	175 457	41 842	29 197	874 MEASURE,CONTROL INSTRMNT	4 035	73 138	51 107
642 PAPER,PAPERBOARD,CUT ETC	6 534	5 898	4 113	881 PHOTOGRAPH APPAR.ETC.NES	531	8 980	6 279
				882 PHOTO.CINEMATOGRPH. SUPPL	12 336	15 265	10 670

7 IMPORTS AND EXPORTS (SPECIAL TRADE) BY COUNTRIES OF PRODUCTION AND CONSUMPTION AND BY GROUPS OF THE SITC-REV. III 1995

GROUP DESCRIPTION	DT = 100 KG	1 000 DM	1 000 \$	GROUP DESCRIPTION	DT = 100 KG	1 000 DM	1 000 \$
884 OPTICAL GOODS NES	399	19 655	13 762	574 POLYACETAL,POLYCARBONATE	35 759	10 053	6 984
885 WATCHES AND CLOCKS	596	3 494	2 452	575 OTH.PLASTIC,PRIMARY FORM	19 338	3 099	2 210
881 ARMS AND AMMUNITION	136	860	605	579 PLASTIC WASTE, SCRAP ETC	8 635	552	387
882 PRINTED MATTER	12 172	15 769	11 011	582 PLASTIC PLATE,SHEETS,ETC	1 995	2 036	1 425
893 ARTICLES,NES,OF PLASTICS	19 829	33 291	23 246	597 PREPRD ADDITIVES,LIQUIDS	2 928	1 979	1 377
894 BABY CARRIAGE,TOYS,GAMES	7 636	16 017	11 216	598 MISC.CHEMICAL PRODTS,NES	3 269	2 892	2 022
895 OFFICE,STATIONERY SUPPLS	2 346	9 779	6 847	611 LEATHER	410	465	329
896 WORKS OF ART,ANTIQUE ETC	11	7 026	5 001	612 MANUFACT.LEATHER ETC,NES	587	879	601
897 GOLD,SILVERWARE,JEWEL NES	8	2 611	1 822	621 MATERIALS OF RUBBER	27	141	97
898 MUSICAL INSTRUMENTS,ETC.	16 539	25 780	18 012	625 RUBBER TYRES,TUBES,ETC.	2 436	1 171	821
899 MISC MANUFCTRD GOODS NES	5 940	15 532	10 868	629 ARTICLES OF RUBBER, NES	232	308	215
971 GOLD,NONMONTY EXCL ORES		220	153	635 WOOD MANUFACTURES, NES	2 453	1 165	823
972 MONETARY GOLD,GOLD COINS		607	433	642 PAPER,PAPERBOARD,CUT ETC	6 409	3 551	2 503
GREENLAND				651 TEXTILE YARN	5 894	2 292	1 606
IMPORTS	5 807	4 730	3 299	652 COTTON FABRICS, WOVEN	2 282	1 198	932
034 FISH,FRESH,CHILLED,FROZN	4 599	2 876	1 983	653 FABRICS,MAN-MADE FIBRES	228	473	330
036 CRUSTACEANS,MOLLUSCS ETC	229	138	98	655 KNIT.CROCHET.FABRIC NES	1 564	2 757	1 827
037 FISH ETC.PREPD,PRSD,NES	98	63	42	657 SPECIAL YARN,TXTL.FABRIC	11 854	8 003	5 635
679 TUBES,PIPES,ETC. IRON, STL	763	682	490	658 TEXTILE ARTICLES NES	101	252	178
EXPORTS	1 471	2 073	1 440	659 FLOOR COVERINGS, ETC.	2 374	1 236	859
098 EDIBLE PROD.PREPRD,NES	279	46	33	661 LIME,CEMENT,CONSTR.MATRL	262	73	49
714 ENGINES,MOTORS NON-ELECT	1	114	80	664 GLASS	430	240	171
741 HEATING,COOLING EQUIP,PART	17	55	40	665 GLASSWARE	12 405	3 911	2 747
743 PUMPS NES,CENTRIFUGS ETC	14	58	40	668 POTTERY	740	1 291	895
744 MECHANICAL HANDLING EQUIP	17	53	37	667 PEARLS,PRECIOUS STONES	5	674	465
749 NON-ELECT MACH,PARTS,ETC	10	160	115	671 PIG IRON, SPIEGELEISN,ETC	62 187	7 365	5 020
752 AUTOMATC.DATA PROC.EQUIP	2	62	44	672 INGOTS ETC.IRON OR STEEL	7 190	508	366
784 PARTS,TRACTORS,MOTOR VEH	38	47	30	673 FLAT-ROLLED IRON ETC.	500 018	33 267	23 431
872 MEDICAL INSTRUMENTS NES		47	34	674 FLAT-ROLLED PLATED IRON	71 182	6 979	4 917
874 MEASURE,CONTROL INSTRMNT	5	748	518	675 FLAT-ROLLED, ALLOY STEEL	13 053	4 443	3 122
ST PIERRE				679 TUBES,PIPES,ETC. IRON, STL	21 149	2 689	1 823
IMPORTS	934	578	407	682 COPPER	73 210	28 937	20 274
035 FISH,DRIED,SALTED,SMOKED	181	273	197	684 ALUMINIUM	134	104	73
071 COFFEE,COFFEE SUBSTITUTE	293	168	119	685 LEAD	66 231	5 864	4 177
821 FURNITURE,CUSHIONS,ETC.	191	65	44	689 MISC.NON-FERR.BASE METAL	74	83	60
EXPORTS	953	1 448	1 013	694 NAILS,SCREWS,NUTS,ETC.	8	60	40
625 RUBBER TYRES,TUBES,ETC.	35	45	31	695 TOOLS	181	2 477	1 733
694 NAILS,SCREWS,NUTS,ETC.	14	71	51	696 CUTLERY	2 254	27 611	19 319
699 MANUFACTS.BASE METAL,NES	250	347	239	697 HOUSEHOLD EQUIPMENT,NES	307	409	283
747 TAPS,COCKS,VALVES,ETC.	33	107	76	699 MANUFACTS.BASE METAL,NES	1 277	2 152	1 498
784 PARTS,TRACTORS,MOTOR VEH	155	525	368	713 INTRNL COMBUS PSTN ENGIN	106 776	73 004	50 872
MEXICO				714 ENGINES,MOTORS NON-ELECT	100	11 347	7 990
IMPORTS	2 620 834	941 287	659 172	716 ROTATING ELECTRIC PLANT	41	177	124
048 CEREAL PREPARATIONS	55	46	32	721 AGRIC.MACHINES,EX.TRACTR	109	43	30
054 VEGETABLES	17 419	3 325	2 353	724 TEXTILE,LEATHER MACHINES	314	351	249
056 VEGETABLES,PRPD,PRSD,NES	2 391	411	289	725 PAPER,PULP MILL MACHINES	139	257	173
057 FRUIT,NUTS EXCL. OIL NUTS	24 186	6 438	4 498	726 PRINTING,BOOKBINDING MACHS	241	1 349	956
058 FRUIT,PRESERVED,PREPARED	9 947	1 730	1 200	728 OTH.MACH,PTS,SPCL INDUST	1 419	1 655	1 145
059 FRUIT, VEGETABLE JUICES	11 543	2 488	1 737	731 METAL REMOVAL WORK TOOLS	251	1 000	708
061 SUGARS,MOLASSES,HONEY	311 751	30 194	21 038	735 PARTS,NES,FOR MACH-TOOLS	47	119	84
062 SUGAR CONFECTIONERY	3 193	1 907	1 328	737 METALWORKING MACHNRY NES	60	298	210
071 COFFEE,COFFEE SUBSTITUTE	26 463	14 402	10 028	741 HEATING,COOLING EQUIP,PART	4 807	5 518	3 856
075 SPICES	1 856	546	379	742 PUMPS FOR LIQUIDS,PARTS	121	242	169
081 ANIMAL FEED STUFF	7 541	959	673	743 PUMPS NES,CENTRIFUGS ETC	889	2 056	1 433
098 EDIBLE PROD.PREPRD,NES	1 810	392	275	744 MECHANICAL HANDLING EQUIP	175	108	76
112 ALCOHOLIC BEVERAGES	38 307	9 574	6 660	745 OTH.NONELEC MCH,TOOL,NES	331	884	616
121 TOBACCO, UNMANUFACTURED	18 485	13 173	9 197	746 BALL OR ROLLER BEARINGS	899	2 247	1 579
122 TOBACCO, MANUFACTURED	13	106	73	747 TAPS,COCKS,VALVES,ETC.	23	114	79
211 HIDES,SKINS(EX.FURS),RAW	4 057	192	135	748 TRANSMISSIONS SHAFTS ETC	3 627	3 385	2 384
222 OILSEED(SFT.FIX VEG.OIL)	1 285	346	247	749 NON-ELECT MACH.PARTS,ETC	152	594	417
223 OILSEED(OTH.FIX.VEG.OIL)	73	69	47	751 OFFICE MACHINES	6 655	17 547	12 282
232 SYNTHETIC RUBBER, ETC.	18 543	4 850	3 406	752 AUTOMATC.DATA PROC.EQUIP	4 948	48 070	34 014
246 WOOD IN CHIPS, PARTICLES	385	51	37	759 PARTS,FOR OFFICE MACHINS	1 655	54 756	38 582
247 WOOD ROUGH,ROUGH SQUARED	341	93	65	764 TELECOMM.EQUIP.PARTS NES	3 933	13 740	9 676
248 WOOD, SIMPLY WORKED	437	174	120	771 ELECT POWER MACHNRY.PARTS	176	913	628
251 PULP AND WASTE PAPER	10 228	1 861	1 304	772 ELEC. SWITCH.RELAY.CIRCUIT	2 856	44 233	30 954
263 COTTON	56 080	7 786	5 383	773 ELECTR DISTRIB.EQPT NES	2 113	10 656	7 278
266 SYNTHETIC FIBRES	1 030	294	207	774 ELECTRO-MEDCL,XRAY EQUIP	19	408	296
267 OTHER MAN-MADE FIBRES	4 046	487	343	775 DOM.ELEC.NON-ELEC.EQUIPT	4 162	6 013	4 203
278 OTHER CRUDE MINERALS	197 103	5 414	3 787	776 TRANSISTORS,VALVES,ETC.	171	14 689	10 286
287 ORE,CONCENTR.BASE METALS	346 796	14 698	10 308	778 ELECTRIC.MACH.APPART.NES	2 166	33 694	23 584
288 NON-FERROUS WASTE,SCRAP	1 296	533	373	781 PASS.MOTOR VEHCLS.EX.BUS	32 504	37 966	26 697
289 PREC.METAL ORES,CONCRTS	11	2 639	1 884	782 GOODS,SPCL TRANSPORT VEH	188	121	86
292 CRUDE VEG.MATERIALS, NES	10 354	8 880	6 230	784 PARTS,TRACTORS,MOTOR VEH	23 200	18 764	13 101
335 RESIDUAL PETROL.PRODUCTS	1 083	113	80	785 CYCLES,MOTORCYCLES ETC.	549	523	370
421 FIXED VEG.FAT,OILS, SOFT	39 743	5 443	3 886	813 LIGHTING FIXTURES ETC,NES	1 851	817	572
431 ANIMAL,VEG.FATS,OILS,NES	2 056	1 031	718	821 FURNITURE,CUSHIONS,ETC.	1 297	3 823	2 666
512 ALCOHOL,PHENOL,ETC.DERIV	947	962	670	831 TRUNK,SUIT-CASES,BAG,ETC	1 143	849	598
513 CARBOXYLIC ACIDS,DERIVTS	60 085	21 731	15 186	841 MENS,BOYS CLOTHING,X-KNIT	941	846	587
514 NITROGEN-FUNCT.COMPOUNDS	13 151	4 220	2 955	842 WOMEN,GIRL CLOTHING,X-KNIT	156	736	517
515 ORGANO-INORGANIC COMPNDS	1 105	2 456	1 711	844 WOMEN,GIRLS CLOTHING.KNIT	38	240	167
516 OTHER ORGANIC CHEMICALS	270	1 768	1 252	845 OTHR.TEXTILE APPAREL,NES	981	1 065	741
522 INORGANIC CHEM.ELEMENTS	46 864	4 171	2 934	846 CLOTHING ACCESSRS,FABRIC	21	92	64
523 METAL.SALTS,INORGAN.ACID	6 894	1 259	875	848 CLOTHING,NONXTL;HEADGEAR	3 797	11 332	7 930
524 OTHER CHEMICAL COMPOUNDS	3 184	400	277	851 FOOTWEAR	279	2 788	1 959
531 SYNTH.COLOURS,LAKES,ETC.	3 560	6 343	4 434	871 OPTICAL INSTRUMENTS,NES	59	380	263
532 DYEING,TANNING MATERIALS	2 207	2 301	1 616	872 MEDICAL INSTRUMENTS NES	610	8 600	6 039
533 PIGMENTS, PAINTS, ETC.	9 839	2 913	2 040	881 PHOTOGRAPH APPAR,ETC,NES	183	4 495	3 179
541 MEDICINES,ETC.EXC.GRPS42	2 130	21 602	15 076	882 PHOTO.CINEMATOGPH.SUPPL	753	3 226	2 266
542 MEDICAMENTS	2	72	50	884 OPTICAL GOODS NES	195	2 528	1 769
551 ESSENTL.OIL,PERFUME,FLAVR	530	1 492	1 038	885 WATCHES AND CLOCKS	61	2 023	1 413
553 PERFUME,COSMETICS,ETC.	338	473	335	892 PRINTED MATTER	238	401	278
562 FERTILIZER,EXCEPT GRP272	30 800	1 125	734	893 ARTICLES,NES,OF PLASTICS	5 217	4 462	3 130
571 POLYMERS OF ETHYLENE	777	121	85	894 BABY CARRIAGE,TOYS,GAMES	5 434	7 799	5 439
573 POLYMERS,VINYL CHLORIDE	67 809	8 534	6 013	895 OFFICE,STATIONERY SUPPLS	392	1 408	982
				896 WORKS OF ART,ANTIQUE ETC	38	221	156
				897 GOLD,SILVERWARE,JEWEL NES	116	5 215	3 655
				898 MUSICAL INSTRUMENTS,ETC.	4 291	16 056	11 169
				899 MISC MANUFCTRD GOODS NES	4 186	4 693	3 290
				961 COIN NONGOLD NONCURRENT	4	284	197
				972 MONETARY GOLD,GOLD COINS	54	54	39
				EXPORTS	4 789 857	3 425 771	2 388 514
				001 LIVE ANIMALS	115	400	282
				011 BOVINE MEAT	94	82	56
				022 MILK AND CREAM	308 708	110 248	78 070

7 IMPORTS AND EXPORTS (SPECIAL TRADE) BY COUNTRIES OF PRODUCTION AND CONSUMPTION AND BY GROUPS OF THE SITC-REV. III 1995

GROUP DESCRIPTION	DT = 100 KG	1 000 DM	1 000 \$	GROUP DESCRIPTION	DT = 100 KG	1 000 DM	1 000 \$
024 CHEESE AND CURD	1 044	508	357	700 CPL IND PLANT (84/85/87)	14 409	60 975	42 788
037 FISH ETC. PREPD, PRSVD. NES	2 414	1 200	837	711 STEAM GENER. BOILERS, ETC.	663	3 584	2 453
048 CEREAL PREPARATIONS	155	54	41	712 STEAM TURBINES	212	12 020	8 528
054 VEGETABLES	481	522	365	713 INTRNL COMBUS PSTN ENGIN	46 592	136 358	94 952
058 FRUIT, PRESERVED, PREPARED	265	157	111	714 ENGINES, MOTORS NON-ELECT	399	24 347	17 004
061 SUGARS, MOLASSES, HONEY	1 189	214	151	716 ROTATING ELECTRIC PLANT	8 903	19 209	13 400
062 SUGAR CONFECTIONERY	54	48	33	718 OTH. POWR. GENRTNG. MACHNRY	1 101	3 476	2 447
073 CHOCOLATE, OTH. COCOA PREP	126	114	81	721 AGRIC. MACHINES, EX. TRACTR	481	870	616
075 SPICES	159	79	51	722 TRACTORS	333	407	266
081 ANIMAL FEED STUFF	5 060	2 586	1 816	723 CIVIL ENGINEERING EQUIPT	3 491	5 599	3 880
098 EDIBLE PROD. PREPRTNS, NES	4 600	3 976	2 763	724 TEXTILE, LEATHER MACHINES	40 062	135 513	94 756
111 NON-ALCOHOL. BEVERAGE, NES	286	214	149	725 PAPER, PULP, MILL MACHINES	2 594	10 098	7 052
112 ALCOHOLIC BEVERAGES	3 758	1 132	790	726 PRINTING, BOOKBINDING MACHS	3 940	24 078	16 787
222 OILSEED(SFT, FIX VEG. OIL)	262 510	10 770	7 453	727 FOOD-PROCESS. MCH. NON DOM	3 462	17 840	12 372
232 SYNTHETIC RUBBER, ETC.	8 096	2 565	1 800	728 OTH. MACH. PTS, SPCL INDUST	27 529	120 937	85 391
251 PULP AND WASTE PAPER	4 083	818	567	731 METAL REMOVAL WORK TOOLS	4 994	20 949	14 504
266 SYNTHETIC FIBRES	866	625	437	733 MACH-TOOLS, METAL-WORKING	19 452	32 464	22 660
278 OTHER CRUDE MINERALS	31 611	881	615	735 PARTS, NES, FOR MACH-TOOLS	2 594	18 435	12 868
285 ALUMINIUM ORE, CONCTR. ETC	2 695	237	167	737 METALWORKING MACHNRY NES	3 714	17 585	12 330
291 CRUDE ANIMAL MATERIALS, NES	15	85	58	741 HEATING, COOLNG EQUIP, PART	11 944	25 521	17 757
292 CRUDE VEG. MATERIALS, NES	3 321	2 389	1 661	742 PUMPS FOR LIQUIDS, PARTS	8 516	30 120	21 019
334 PETROLEUM PRODUCTS	2 607	956	664	743 PUMPS NES, CENTRIFUGS ETC	9 634	37 883	26 335
335 RESIDUAL PETROL. PRODUCTS	3 990	756	534	744 MECHANICAL HANDLING EQUIP	9 902	21 815	15 164
411 ANIMAL OILS AND FATS	801	2 279	1 605	745 OTH. NONELEC MCH, TOOL, NES	5 846	47 489	33 031
421 FIXED VEG. FAT, OILS, SOFT	10 044	960	675	746 BALL OR ROLLER BEARINGS	2 088	5 822	4 059
422 FIXED VEG. FAT, OILS, OTHER	312	70	48	747 TAPS, COCKS, VALVES, ETC.	2 528	18 064	12 579
431 ANIMAL, VEG. FATS, OILS, NES	1 519	410	285	748 TRANSMISSIONS, SHAFTS ETC	41 508	31 287	22 003
511 HYDROCARBONS, NES, DERIVTS	19 181	2 518	1 722	749 NON-ELECT MACH. PARTS, ETC	3 589	33 127	23 112
512 ALCOHOL, PHENOL, ETC. DERIV	290 972	38 105	26 698	751 OFFICE MACHINES	5 587	48 483	32 173
513 CARBOXYLIC ACIDS, DERIVTS	46 444	11 888	8 255	752 AUTOMATC. DATA PROC. EQUIP	288	8 760	6 162
514 NITROGEN-FUNCT. COMPOUNDS	22 750	38 884	26 973	759 PARTS, FOR OFFICE MACHINS	3 449	42 435	29 915
515 ORGANO-INORGANIC COMPNDS	9 348	41 901	29 125	763 SOUND RECORDER, PHONOGRPH	30	196	134
516 OTHER ORGANIC CHEMICALS	25 748	17 121	11 866	764 TELECOMM. EQUIP. PARTS NES	5 842	50 490	35 212
522 INORGANIC CHEM. ELEMENTS	29 371	7 947	5 544	771 ELECT POWER MACHNRY, PARTS	679	5 262	3 624
523 METAL. SALTS, INORGAN. ACID	70 356	7 076	4 911	772 ELEC. SWITCH, RELAY, CIRCUT	21 280	121 138	84 427
524 OTHER CHEMICAL COMPOUNDS	2 378	1 176	822	773 ELECTR DISTRIBT. EQPT NES	11 967	24 605	17 094
531 SYNTH. COLOURS, LAKES, ETC.	8 603	23 641	16 464	774 ELECTRO-MEDCL, XRAY EQUIP	292	8 110	5 588
532 DYEING, TANNING MATERIALS	1 362	575	397	775 DOM. ELEC. NON-ELEC. EQUIPT	3 523	7 195	5 028
533 PIGMENTS, PAINTS, ETC.	7 113	7 507	5 220	776 TRANSISTORS, VALVES, ETC.	248	12 850	8 975
541 MEDICINES, ETC. EXC. GRP542	6 415	54 791	38 257	778 ELECTRIC MACH. APPART. NES	30 328	75 694	52 731
542 MEDICAMENTS	3 554	34 419	23 954	781 PASS. MOTOR VEHCLS, EX. BUS	19 879	71 219	49 823
551 ESSNTL. OIL, PERFUME, FLAVR	508	1 865	1 310	782 GOODS, SPCL TRANSPORT VEH	862	1 481	989
553 PERFUMERY, COSMETICS, ETC.	2 012	2 452	1 719	784 PARTS, TRACTORS, MOTOR VEH	410 738	638 309	444 164
554 SOAP, CLEANERS, POLISH, ETC	7 114	3 258	2 268	785 CYCLES, MOTORCYCLES ETC.	297	1 432	995
562 FERTILIZER, EXCEPT GRP272	302	66	42	786 TRAILERS, SEMI-TRAILR, ETC	111	134	94
571 POLYMERS OF ETHYLENE	19 155	2 702	1 870	791 RAILWAY VEHICLES, EQUIPNT	918	4 039	2 728
572 POLYMERS OF STYRENE	28 258	5 307	3 723	792 AIRCRAFT, ASSOCTD. EQUIPNT	3	1 449	1 003
573 POLYMERS, VINYL CHLORIDE	6 345	2 834	1 957	793 SHIP, BOAT, FLOAT. STRUCTRS	34	115	83
574 POLYACETAL, POLYCARBONATE	8 027	5 438	3 768	800 CPL IND PLANT CHAP 90/94	198	4 224	2 972
575 OTH. PLASTIC, PRIMARY FORM	54 127	22 005	15 264	813 LIGHTING FIXTURES ETC. NES	423	1 540	1 070
579 PLASTIC WASTE, SCRAP ETC	213	43	30	821 FURNITURE, CUSHIONS, ETC.	26 292	23 057	16 084
581 PLASTIC TUBE, PIPE, HOSE	1 769	5 631	3 917	831 TRUNK, SUIT-CASES, BAG, ETC	44	222	154
582 PLASTIC PLATE, SHEETS, ETC	21 194	14 209	9 905	841 MENS, BOYS CLOTHING, X-KNIT	238	6 837	4 765
583 MONOFILAMENT OF PLASTICS	426	748	521	842 WOMEN, GIRL CLOTHING, XKNIT	108	3 904	2 736
591 INSECTICIDES, ETC.	11 882	16 881	11 695	843 MENS, BOYS CLOTHING, KNIT	11	152	107
592 STARCHES, INULIN, ETC.	62 650	7 007	4 896	844 WOMEN, GIRLS CLOTHING, KNIT	3	172	116
597 PREPRD ADDITIVES, LIQUIDS	5 962	2 914	2 047	845 OTHR. TEXTILE APPAREL, NES	36	1 104	769
598 MISC. CHEMICAL PRODS. NES	56 110	23 743	16 529	846 CLOTHING ACCESSRS, FABRIC	27	292	202
600 CPL IND PLANT CHAP 69-76	7 581	26 247	18 526	848 CLOTHING, NONXTL, HEADGEAR	16	330	230
611 LEATHER	33	228	157	851 FOOTWEAR	136	389	267
612 MANUFACT. LEATHER ETC. NES	17	100	72	871 OPTICAL INSTRUMENTS, NES	182	5 508	3 871
621 MATERIALS OF RUBBER	9 157	29 171	20 279	872 MEDICAL INSTRUMENTS NES	921	16 352	11 420
625 RUBBER TYRES, TUBES, ETC.	211	239	168	873 METERS, COUNTERS, NES	167	1 546	1 082
629 ARTICLES OF RUBBER, NES	22 060	32 218	22 448	874 MEASURE, CONTROL INSTRMNT	4 210	76 618	53 304
633 CORK MANUFACTURES	291	1 941	1 352	881 PHOTOGRAPH APPAR. ETC. NES	222	2 167	1 522
634 VENEERS, PLYWOOD, ETC.	8 212	2 346	1 608	882 PHOTO. CINEMATOGRPH. SUPPL	4 437	5 619	3 898
635 WOOD MANUFACTURES, NES	611	183	126	884 OPTICAL GOODS NES	7	1 388	972
641 PAPER AND PAPERBOARD	79 471	18 408	12 691	885 WATCHES AND CLOCKS	70	1 473	1 037
642 PAPER, PAPERBOARD, CUT ETC	4 668	4 405	3 049	891 ARMS AND AMMUNITION	8	288	200
651 TEXTILE YARN	343	784	548	892 PRINTED MATTER	3 941	4 987	3 460
652 COTTON FABRICS, WOVEN	79	215	145	893 ARTICLES, NES, OF PLASTICS	16 933	28 447	19 845
653 FABRICS, MAN-MADE FIBRES	649	2 859	1 999	894 BABY CARRIAGE, TOYS, GAMES	2 725	4 732	3 284
654 OTH. TEXTILE FABRIC, WOVEN	7	64	46	895 OFFICE, STATIONERY SUPPLS	1 095	5 230	3 638
655 KNIT, CROCHET, FABRIC NES	71	403	280	896 WORKS OF ART, ANTIQUE ETC	7	199	137
656 TULLE, LACE, EMBROIDRY, ETC	53	148	103	897 GOLD, SILVERWARE, JEWEL NES	3	1 204	845
657 SPECIAL YARN, TXTL. FABRIC	5 731	15 299	10 663	898 MUSICAL INSTRUMENTS, ETC.	2 182	5 747	4 030
658 TEXTILE ARTICLES NES	36	110	76	899 MISC MANUFACTRD GOODS NES	592	5 732	4 017
659 FLOOR COVERINGS, ETC.	614	854	592	941 COMPL IND PLANT CHAPT 99	967	2 356	1 643
661 LIME, CEMENT, CONSTR. MATRL	849	476	333	971 GOLD, NONMONTY EXCL ORES		384	266
662 CLAY, REFRCT. CONSTR. MATRL	122 617	27 385	18 997				
663 MINERAL MANUFACTURES, NES	17 541	13 813	9 662	BERMUDA			
664 GLASS	15 234	4 095	2 858				
665 GLASSWARE	3 484	850	1 993	IMPORTS	1 333	854	590
666 POTTERY	474	726	504				
667 PEARLS, PRECIOUS STONES		104	74	059 FRUIT, VEGETABLE JUICES	522	129	90
671 PIG IRON, SPIEGELEISN, ETC	1 688	462	323	112 ALCOHOLIC BEVERAGES	527	476	332
672 INGOTS ETC. IRON OR STEEL	4 510	439	311				
673 FLAT-ROLLED IRON ETC.	914 873	79 235	55 188	EXPORTS	22 244	11 243	7 652
674 FLAT-ROLLED PLATED IRON	443 931	43 613	30 425				
675 FLAT-ROLLED, ALLOY STEEL	443 138	106 663	74 645	111 NON-ALCOHOL. BEVERAGE, NES	406	82	44
676 IRON, STL. BAR, SHAPES ETC.	44 091	6 942	4 832	112 ALCOHOLIC BEVERAGES	6 467	1 128	792
677 RAILWAY TRACK IRON, STEEL	1 422	284	200	334 PETROLEUM PRODUCTS	1 075	68	48
678 WIRE OF IRON OR STEEL	5 095	2 039	1 422	522 INORGANIC CHEM. ELEMENTS	373	89	61
679 TUBES, PIPES, ETC. IRON, STL	97 551	20 837	14 486	541 MEDICINES, ETC. EXC. GRP542		48	33
681 SILVER, PLATINUM, ETC.	6	206	143	553 PERFUMERY, COSMETICS, ETC.	207	126	85
682 COPPER	3 625	2 862	1 863	597 PREPRD ADDITIVES, LIQUIDS	1 186	557	387
683 NICKEL	253	697	490	641 PAPER AND PAPERBOARD	1 568	294	206
684 ALUMINIUM	28 942	15 118	10 487	642 PAPER, PAPERBOARD, CUT ETC	109	47	32
686 ZINC	638	281	200	665 GLASSWARE	62	92	64
689 MISC. NON-FERR. BASE METAL	8	121	84	666 POTTERY	81	278	197
691 METALLIC STRUCTURES NES	12 483	5 279	3 644	696 CUTLERY	3	56	39
692 CONTAINERS, STORAGE, TRNSP	7 308	7 087	5 003	713 INTRNL COMBUS PSTN ENGIN	29	223	159
693 WIRE PRODUCTS EXCL. ELECT	2 020	3 190	2 207	725 PAPER, PULP, MILL MACHINES	34	82	54
694 NAILS, SCREWS, NUTS, ETC.	42 754	30 173	21 021	728 OTH. MACH. PTS, SPCL INDUST	33	51	36
695 TOOLS	6 020	23 445	16 396	752 AUTOMATC. DATA PROC. EQUIP	1	53	38
696 CUTLERY	327	1 456	1 011	784 PARTS, TRACTORS, MOTOR VEH	10	58	39
697 HOUSEHOLD EQUIPMENT, NES	439	913	636	793 SHIP, BOAT, FLOAT. STRUCTRS	9 560	5 300	3 529
699 MANUFACTS. BASE METAL, NES	66 575	75 089	52 250	821 FURNITURE, CUSHIONS, ETC.	88	133	91

7 IMPORTS AND EXPORTS (SPECIAL TRADE) BY COUNTRIES OF PRODUCTION AND CONSUMPTION AND BY GROUPS OF THE SITC-REV. III 1995

GROUP DESCRIPTION	DT = 100 KG	1 000 DM	1 000 \$	GROUP DESCRIPTION	DT = 100 KG	1 000 DM	1 000 \$
842 WOMEN,GIRL CLOTHNG,XKNIT	2	198	127	674 FLAT-ROLLED PLATED IRON	46 055	5 889	4 135
845 OTHR.TEXTILE APPAREL,NES	1	160	110	675 FLAT-ROLLED, ALLOY STEEL	103	61	43
851 FOOTWEAR	5	58	43	676 IRON, STL,BAR, SHAPES ETC.	29 849	1 301	912
874 MEASURE,CONTROL INSTRMNT		46	31	679 TUBES,PIPES,ETC.IRON,STL	83	91	63
895 WATCHES AND CLOCKS	4	54	39	682 COPPER	1 838	1 037	720
892 PRINTED MATTER	16	93	62	683 NICKEL	49	200	141
893 ARTICLES,NES,OF PLASTICS	16	45	32	684 ALUMINIUM	571	418	292
897 GOLD,SILVERWARE,JEWEL NES		974	689	687 TIN	146	158	109
				692 CONTAINERS,STORAGE,TRNSP	93	169	116
GUATEMALA				693 WIRE PRODUCTS EXCL.ELECT	63	59	40
IMPORTS	664 831	245 499	171 695	694 NAILS,SCREWS,NUTS,ETC.	227	317	216
054 VEGETABLES	66 772	14 903	10 390	695 TOOLS	801	1 660	1 150
056 VEGETABLES,PRPD,PRSD,NES	161	48	32	696 CUTLERY	59	305	210
057 FRUIT,NUTS EXCL.OIL NUTS	173 863	16 477	11 539	697 HOUSEHOLD EQUIPMENT,NES	162	237	159
058 FRUIT,PRESERVED,PREPARED	11 157	2 024	1 414	699 MANUFACTS.BASE METAL,NES	700	948	658
061 SUGARS,MOLASSES,HONEY	12 929	1 729	1 209	713 INTRNL COMBUS PSTN ENGIN	829	6 417	4 507
071 COFFEE,COFFEE SUBSTITUTE	326 850	177 542	124 216	718 ROTATING ELECTRIC PLANT	1 844	5 419	3 727
075 SPICES	2 627	1 637	1 140	719 OTH.PQWR,GENRTNG,MACHNRY	40	617	433
121 TOBACCO, UNMANUFACTURED	14 075	9 403	6 576	723 CIVIL ENGINEERING EQUIPT	161	127	90
222 OILSEED(SFT.FIX VEG.OIL)	28 454	6 597	4 621	724 TEXTILE,LEATHER MACHINES	2 173	8 107	5 671
247 WOOD ROUGH,ROUGH SQUARED	1 422	159	113	725 PAPER,PULP MILL MACHINES	61	240	165
248 WOOD, SIMPLY WORKED	1 577	267	187	726 PRINTNG,BOOKBINDNG MACHS	285	902	606
263 COTTON	2 444	186	132	727 FOOD-PROCESS.MCH.NON DOM	223	1 019	714
268 NON-FERROUS WASTE,SCRAP	1 592	703	486	728 OTH.MACH,PTS,SPCL INDUST	646	1 716	1 208
292 CRUDE VEG.MATERIALS, NES	18 824	10 641	7 433	731 METAL REMOVAL WORK TOOLS	498	73	47
551 ESSNTL.OIL,PERFUME,FLAVR	6	46	33	733 MACH-TOOLS,METAL-WORKING	229	1 649	1 079
554 SOAP,CLEANERS,POLISH,ETC	495	292	203	735 PARTS,NES,FOR MACH-TOOLS	33	194	136
574 POLYACETAL,POLYCARBONATE	1 200	169	118	741 HEATING,COOLNG EQUIP,PART	443	1 278	885
658 TEXTILE ARTICLES NES	100	287	197	742 PUMPS FOR LIQUIDS,PARTS	20	179	127
665 GLASSWARE	255	105	73	743 PUMPS NES,CENTRIFUGS ETC	614	1 793	1 256
666 POTTERY	177	152	105	744 MECHANICAL HANDLING EQUIP	321	538	373
713 INTRNL COMBUS PSTN ENGIN	1	55	39	745 OTH.NONELEC MCH,TOOL,NES	2 516	13 343	9 325
831 TRUNK,SUIT-CASES,BAG,ETC	36	117	84	746 BALL OR ROLLER BEARINGS	6	64	42
841 MENS,BOYS CLOTHNG,X-KNIT	98	284	192	747 TAPS,COCKS,VALVES,ETC.	189	784	549
842 WOMEN,GIRL CLOTHNG,XKNIT	64	313	223	748 TRANSMISSIONS SHAFTS ETC	90	405	288
845 OTHR.TEXTILE APPAREL,NES	28	129	87	749 NON-ELECT MACH.PARTS,ETC	36	647	455
846 CLOTHING ACCESSRS,FABRIC	43	154	107	751 OFFICE MACHINES	107	205	143
848 CLOTHING,NONTXL;HEADGEAR	23	80	55	752 AUTOMATC.DATA PROC.EQUIP	2	114	78
874 MEASURE,CONTROL INSTRMNT		76	53	759 PARTS,FOR OFFICE MACHINS	20	46	32
894 BABY CARRIAGE,TOYS,GAMES	36	173	120	763 SOUND RECORDER,PHONOGRPH	23	67	45
EXPORTS	359 433	177 201	123 456	764 TELECOMM.EQUIP.PARTS NES	449	3 784	2 617
001 LIVE ANIMALS	9	79	55	771 ELECT POWER MACHNY,PARTS	45	212	145
022 MILK AND CREAM	1 370	421	293	772 ELEC.SWITCH.RELAY.CIRCUIT	310	2 459	1 711
037 FISH ETC.PRPD,PRSD,NES	2 431	1 273	888	773 ELECTR DISTRIBT.EQPT NES	1 643	843	590
048 CEREAL PREPARATIONS	14 932	744	523	774 ELECTRO-MEDCL,XRAY EQUIP	31	1 183	830
056 VEGETABLES,PRPD,PRSD,NES	136	98	78	778 ELECTRIC.MACH.APPART,NES	945	3 411	2 364
061 SUGARS,MOLASSES,HONEY	1 169	113	82	781 PASS.MOTOR VEHCLS.EX.BUS	2 233	6 273	4 344
081 ANIMAL FEED STUFF	431	602	421	782 GOODS,SPCL TRANSPORT VEH	151	47	33
112 ALCOHOLIC BEVERAGES	880	190	133	784 PARTS,TRACTORS,MOTOR VEH	993	2 852	2 006
232 SYNTHETIC RUBBER, ETC.	2 164	659	453	785 CYCLES,MOTORCYCLES ETC.	31	94	65
251 PULP AND WASTE PAPER	118	66	46	786 TRAILERS,SEMI-TRAILER,ETC	299	219	155
274 SULPHUR,UNRSTD.IRON PYRS	1 200	52	37	813 LIGHTNG FIXTURES ETC.NES.	68	143	102
278 OTHER CRUDE MINERALS	9 325	75	49	821 FURNITURE,CUSHIONS,ETC.	634	538	372
292 CRUDE VEG.MATERIALS, NES	1 458	676	467	831 TRUNK,SUIT-CASES,BAG,ETC	11	68	47
334 PETROLEUM PRODUCTS	863	145	98	846 CLOTHING ACCESSRS,FABRIC	4	45	32
335 RESIDUAL PETROL. PRODUCTS	74 511	7 331	5 132	872 MEDICAL INSTRUMENTS NES	26	569	394
411 ANIMAL OILS AND FATS	31	77	54	873 METERS,COUNTERS,NES	1	45	30
431 ANIMAL VEG.FATS,OILS,NES	724	199	139	874 MEASURE,CONTROL INSTRMNT	66	1 556	1 070
511 HYDROCARBONS,NES,DERIVTS	348	100	69	882 PHOTO.CINEMATOGPH.SUPPL	251	468	328
512 ALCOHOL,PHENOL,ETC.DERIV	1 543	799	561	885 WATCHES AND CLOCKS	12	73	54
513 CARBOXYLIC ACIDS,DERIVTS	14 745	3 870	2 615	891 ARMS AND AMMUNITION	12	72	50
514 NITROGEN-FUNCT.COMPOUNDS	15 789	6 645	4 631	892 PRINTED MATTER	133	191	133
515 ORGANIC-INORGANIC COMPNDS	2 623	10 323	7 265	893 ARTICLES,NES,OF PLASTICS	980	972	668
516 OTHER ORGANIC CHEMICALS	1 562	1 967	1 388	894 BABY CARRIAGE,TOYS,GAMES	328	803	563
522 INORGANIC CHEM.ELEMENTS	5 525	1 399	967	895 OFFICE,STATIONERY SUPPLS	340	1 473	1 033
523 METAL.SALTS,INORGAN.ACID	11 780	895	614	897 GOLD,SILVERWARE,JEWEL NES	1	189	133
531 SYNTH.COLOURS,LAKES,ETC.	1 578	4 765	3 332	898 MUSICAL INSTRUMENTS,ETC.	119	501	350
532 DYEING,TANNING MATERIALS	271	73	52	899 MISC MANUFCTRD GOODS NES	307	572	398
533 PIGMENTS, PAINTS, ETC.	2 320	1 960	1 355				
541 MEDICINES,ETC.EXC.GRP542	968	4 515	3 164	BELIZE			
542 MEDICAMENTS	688	5 801	4 070	IMPORTS	13 908	2 929	2 055
551 ESSNTL.OIL,PERFUME,FLAVR	335	1 192	832	057 FRUIT,NUTS EXCL.OIL NUTS	210	75	53
553 PERFUMERY,COSMETICS,ETC.	506	563	394	059 FRUIT, VEGETABLE JUICES	10 183	2 506	1 762
554 SOAP,CLEANERS,POLISH,ETC	4 591	1 562	1 094	673 FLAT-ROLLED IRON ETC.	3 420	217	150
562 FERTILIZER,EXCEPT GRP272	852	143	100	EXPORTS	1 132	3 844	2 662
571 POLYMERS OF ETHYLENE	218	73	51	098 EDIBLE PROD.PREPRTRS,NES	230	83	59
572 POLYMERS OF STYRENE	1 007	187	129	533 PIGMENTS, PAINTS, ETC.	48	61	44
573 POLYMERS,VINYL CHLORIDE	1 527	179	124	591 INSECTICIDES, ETC.	90	192	135
574 POLYACETAL,POLYCARBONATE	1 621	480	334	745 OTH.NONELEC MCH,TOOL,NES	275	2 657	1 837
575 OTH.PLASTIC,PRIMARY FORM	6 087	2 356	1 632	772 ELEC.SWITCH.RELAY.CIRCUIT	19	135	95
581 PLASTIC TUBE,PIPE,HOSE	39	184	125	781 PASS.MOTOR VEHCLS.EX.BUS	16	95	67
582 PLASTIC PLATE,SHEETS,ETC	1 551	1 140	785	894 BABY CARRIAGE,TOYS,GAMES	40	151	109
591 INSECTICIDES, ETC.	5 574	8 952	6 255				
592 STARCHES,INULIN,ETC.	847	706	492	HONDURAS			
597 PREPRD ADDITIVES,LIQUIDS	127	98	68	IMPORTS	690 168	229 017	160 808
598 MISC.CHEMICAL PRDCTS,NES	4 388	2 933	2 054	057 FRUIT,NUTS EXCL.OIL NUTS	306 946	37 298	26 228
612 MANUFACT. LEATHER ETC.NES	4	45	33	058 FRUIT,PRESERVED,PREPARED	26 930	2 915	2 036
621 MATERIALS OF RUBBER	114	185	130	059 FRUIT, VEGETABLE JUICES	669	140	99
625 RUBBER TYRES,TUBES,ETC.	461	67	47	071 COFFEE,COFFEE SUBSTITUTE	323 388	177 359	124 547
629 ARTICLES OF RUBBER, NES	383	634	437	075 SPICES	809	235	168
635 WOOD MANUFACTURES, NES	42	57	40	122 TOBACCO, MANUFACTURED	109	1 202	839
641 PAPER AND PAPERBOARD	4 110	1 882	1 170	222 OILSEED(SFT.FIX VEG.OIL)	1 360	238	170
642 PAPER,PAPERBOARD,CUT ETC	1 005	488	338	248 WOOD, SIMPLY WORKED	3 716	438	305
651 TEXTILE YARN	1 796	1 105	778	292 CRUDE VEG.MATERIALS, NES	1 174	1 113	775
652 COTTON FABRICS, WOVEN	36	100	70	598 MISC.CHEMICAL PRDCTS,NES	19 553	2 364	1 648
653 FABRICS,MAN-MADE FIBRES	199	755	529	635 WOOD MANUFACTURES, NES	730	158	106
657 SPECIAL YARN,TXTL.FABRIC	272	224	156	724 TEXTILE,LEATHER MACHINES	408	167	118
658 TEXTILE ARTICLES NES	16	49	36	821 FURNITURE,CUSHIONS,ETC.	3 353	3 273	2 291
662 CLAY,REFRCT.CONSTR.MATRL	1 645	234	163	843 MENS,BOYS CLOTHING,KNIT	83	432	308
663 MINERAL MANUFACTURES,NES	1 544	1 324	919	845 OTHR.TEXTILE APPAREL,NES	373	1 356	937
664 GLASS	9 133	724	500	881 PHOTOGRAPH APPAR.ETC.NES	1	50	35
665 GLASSWARE	672	550	384				
666 POTTERY	36	55	37				
673 FLAT-ROLLED IRON ETC.	32 074	2 684	1 864				

7 IMPORTS AND EXPORTS (SPECIAL TRADE) BY COUNTRIES OF PRODUCTION AND CONSUMPTION AND BY GROUPS OF THE SITC-REV. III 1995

GROUP DESCRIPTION	DT = 100 KG	1 000 DM	1 000 \$	GROUP DESCRIPTION	DT = 100 KG	1 000 DM	1 000 \$
EXPORTS	243 520	62 418	43 581	EXPORTS	179 730	109 291	76 271
054 VEGETABLES	55	230	161	061 SUGARS,MOLASSES,HONEY	1 547	222	155
098 EDIBLE PROD.PREPRNTS,NES	128	77	55	081 ANIMAL FEED STUFF	370	64	44
232 SYNTHETIC RUBBER, ETC.	1 270	422	294	112 ALCOHOLIC BEVERAGES	528	112	77
278 OTHER CRUDE MINERALS	14 458	448	304	232 SYNTHETIC RUBBER, ETC.	1 628	666	465
292 CRUDE VEG.MATERIALS, NES	86	113	79	278 OTHER CRUDE MINERALS	1 601	55	37
335 RESIDUAL PETROL. PRODUCTS	1 268	150	101	292 CRUDE VEG.MATERIALS, NES	91	112	78
422 FIXED VEG.FAT,OILS,OTHER	228	46	31	334 PETROLEUM PRODUCTS	3 006	429	301
512 ALCOHOL,PHENOL,ETC.DERIV	385	168	120	335 RESIDUAL PETROL. PRODUCTS	1 961	221	153
513 CARBOXYLIC ACIDS,DERIVTS	453	102	73	431 ANIMAL,VEG.FATS,OILS,NES	1 432	298	209
514 NITROGEN-FUNCT.COMPOUNDS	134	81	58	511 HYDROCARBONS,NES,DERIVTS	1 220	91	64
515 ORGANO-INORGANIC COMPNDS	94	148	106	512 ALCOHOL,PHENOL,ETC.DERIV	1 363	272	190
516 OTHER ORGANIC CHEMICALS	110	92	65	513 CARBOXYLIC ACIDS,DERIVTS	1 700	555	379
522 INORGANIC CHEM.ELEMENTS	800	266	189	514 NITROGEN-FUNCT.COMPOUNDS	772	1 854	1 287
523 METAL.SALTS,INORGAN.ACID	8 008	338	236	515 ORGANO-INORGANIC COMPNDS	662	6 926	4 801
531 SYNTH.COLOURS,LAKES,ETC.	442	1 178	826	516 OTHER ORGANIC CHEMICALS	1 333	282	196
533 PIGMENTS, PAINTS, ETC.	1 027	847	602	522 INORGANIC CHEM.ELEMENTS	2 381	631	438
541 MEDICINES,ETC.EXC.GRP542	11	239	164	523 METAL.SALTS,INORGAN.ACID	4 099	475	328
542 MEDICAMENTS	298	1 891	1 321	531 SYNTH.COLOURS,LAKES,ETC.	879	1 938	1 350
551 ESSNTL.OIL,PERFUME,FLAVR	69	224	157	532 DYEING,TANNING MATERIALS	163	59	38
553 PERFUMERY,COSMETICS,ETC.	54	61	42	533 PIGMENTS, PAINTS, ETC.	2 534	2 161	1 504
554 SOAP,CLEANERS,POLISH,ETC	936	335	228	541 MEDICINES,ETC.EXC.GRP542	97	1 548	1 072
562 FERTILIZER,EXCEPT GRP272	172 024	5 584	3 992	542 MEDICAMENTS	893	8 342	5 817
575 OTH.PLASTIC,PRIMARY FORM	633	332	231	551 ESSNTL.OIL,PERFUME,FLAVR	341	1 032	720
581 PLASTIC TUBE,PIPE,HOSE	72	126	88	553 PERFUMERY,COSMETICS,ETC.	242	250	174
582 PLASTIC PLATE,SHEETS,ETC	544	490	347	554 SOAP,CLEANERS,POLISH,ETC	4 554	1 184	826
591 INSECTICIDES, ETC.	3 419	6 887	4 774	562 FERTILIZER,EXCEPT GRP272	333	100	70
592 STARCHES, INULIN, ETC.	1 095	320	221	571 POLYMERS OF ETHYLENE	2 951	503	352
598 MISC.CHEMICAL PRODS,NES	1 179	890	621	572 POLYMERS OF STYRENE	935	266	189
629 ARTICLES OF RUBBER, NES	67	228	159	573 POLYMERS,VINYL CHLORIDE	987	275	195
642 PAPER,PAPERBOARD,CUT ETC	322	220	151	574 POLYACETAL,POLYCARBONATE	191	100	67
653 FABRICS,MAN-MADE FIBRES	31	115	80	575 OTH.PLASTIC,PRIMARY FORM	6 064	2 008	1 404
663 MINERAL MANUFACTURES,NES	253	286	199	581 PLASTIC TUBE,PIPE,HOSE	93	250	174
664 GLASS	3 463	257	180	582 PLASTIC PLATE,SHEETS,ETC	1 323	1 395	937
673 FLAT-ROLLED IRON ETC.	3 765	546	381	591 INSECTICIDES, ETC.	639	965	668
676 IRON,STL.BAR,SHAPES ETC.	15 630	671	481	592 STARCHES, INULIN, ETC.	193	165	109
678 WIRE OF IRON OR STEEL	1 649	167	118	597 PREPRD ADDITIVES,LIQUIDS	2 729	1 323	926
691 METALLIC STRUCTURES NES	215	469	306	598 MISC.CHEMICAL PRODS,NES	7 116	2 302	1 614
692 CONTAINERS,STORAGE,TRNSP	88	46	30	621 MATERIALS OF RUBBER	203	204	143
694 NAILS,SCREWS,NUTS,ETC.	49	74	52	625 RUBBER TYRES,TUBES,ETC.	2 491	372	259
695 TOOLS	302	744	525	629 ARTICLES OF RUBBER, NES	214	461	324
696 CUTLERY	9	65	43	635 WOOD MANUFACTURES, NES	234	277	197
697 HOUSEHOLD EQUIPMENT,NES	40	96	64	641 PAPER AND PAPERBOARD	5 821	1 220	860
699 MANUFACTS.BASE METAL,NES	662	493	344	642 PAPER,PAPERBOARD,CUT ETC	101	69	50
713 INTRNL COMBUS PSTN ENGIN	24	225	158	651 TEXTILE YARN	19	39	30
716 ROTATING ELECTRIC PLANT	87	1 488	1 040	655 KNIT,CROCHET.FABRIC NES	41	112	77
722 TRACTORS	348	413	286	657 SPECIAL YARN,TXTL.FABRIC	65	100	73
724 TEXTILE,LEATHER MACHINES	269	664	466	682 CLAY,REFRCT.CONSTR.MATRL	2 350	238	162
726 PRINTNG,BOOKBINDNG MACHS	26	247	171	683 MINERAL MANUFACTURES,NES	1 028	997	694
727 FOOD-PROCESS.MCH.NON DOM	167	1 073	733	685 GLASSWARE	135	98	72
728 OTH.MACH,PTS,SPCL INDUST	919	1 172	824	686 POTTERY	23	61	44
733 MACH-TOOLS,METAL-WORKING	192	314	214	671 PIG IRON, SPIEGELEISN,ETC	686	75	53
735 PARTS,NES,FOR MACH-TOOLS	4	235	161	673 FLAT-ROLLED IRON ETC.	9 886	827	577
741 HEATNG,COOLNG EQUIP,PART	284	597	411	674 FLAT-ROLLED PLATED IRON	3 293	403	281
742 PUMPS FOR LIQUIDS,PARTS	33	250	174	676 IRON,STL.BAR,SHAPES ETC.	56 916	2 657	1 864
743 PUMPS NES,CENTRIFUGS ETC	434	624	432	678 WIRE OF IRON OR STEEL	627	506	357
744 MECHANICAL HANDLING EQUIP	44	123	89	679 TUBES,PIPES,ETC.IRON,STL	12 003	1 848	1 311
745 OTH.NONELEC MCH,TOOL,NES	1 151	3 390	2 351	682 COPPER	1 320	1 522	1 071
747 TAPS,COCKS,VALVES,ETC.	104	177	125	684 ALUMINIUM	2 102	1 677	1 172
748 TRANSMISSIONS SHAFTS ETC	17	120	80	691 METALLIC STRUCTURES NES	88	81	56
749 NON-ELECT MACH.PARTS,ETC	11	221	156	693 WIRE PRODUCTS EXCL.ELECT	177	135	95
751 OFFICE MACHINES	41	82	56	694 NAILS,SCREWS,NUTS,ETC.	662	493	338
752 AUTOMATC.DATA PROC.EQUIP	10	54	38	695 TOOLS	523	1 180	815
764 TELECOMM.EQUIP.PARTS NES	230	12 149	8 491	696 CUTLERY	11	104	72
771 ELECT POWER MACHNY.PARTS	15	92	66	697 HOUSEHOLD EQUIPMENT,NES	113	225	156
772 ELECT.SWITCH.RELAY.CIRCUIT	232	2 412	1 696	699 MANUFACTS.BASE METAL,NES	590	922	640
773 ELECTR.DISTRIBT.EQPT NES	80	58	41	700 CPL IND PLANT (84/85/87)	1 367	1 986	1 403
774 ELECTRO-MEDCL,XRAY EQUIP	28	428	303	713 INTRNL COMBUS PSTN ENGIN	80	205	143
778 ELECTRIC.MACH.APPART,NES	273	1 060	747	716 ROTATING ELECTRIC PLANT	133	251	171
781 PASS.MOTOR VEHCLS.EX.BUS	377	1 507	1 049	718 OTH.POWR.GENRTNG.MACHNRY	415	594	414
782 GOODS,SPCL TRANSPORT VEH	103	168	119	723 CIVIL ENGINEERING EQUIPT	1 350	766	541
784 PARTS,TRACTORS,MOTOR VEH	252	3 983	2 773	724 TEXTILE,LEATHER MACHINES	2 258	7 160	5 044
872 MEDICAL INSTRUMENTS NES	20	396	276	725 PAPER,PULP MILL MACHINES	107	409	286
874 MEASURE,CONTROL INSTRMNT	28	351	238	726 PRINTNG,BOOKBINDNG MACHS	667	4 023	2 796
882 PHOTO.CINEMATOGRPH.SUPPL	57	164	116	727 FOOD-PROCESS.MCH.NON DOM	549	3 760	2 662
893 ARTICLES,NES,OF PLASTICS	156	227	158	728 OTH.MACH,PTS,SPCL INDUST	386	1 710	1 183
895 OFFICE,STATIONERY SUPPLS	52	287	198	733 MACH-TOOLS,METAL-WORKING	110	353	255
898 MUSICAL INSTRUMENTS,ETC.	1	54	40	737 METALWORKING MACHNRY NES	4	70	49
899 MISC MANUFCTRD GOODS NES	14	63	41	741 HEATNG,COOLNG EQUIP,PART	322	681	486
EL SALVADOR				742 PUMPS FOR LIQUIDS,PARTS	107	468	327
IMPORTS	674 513	368 066	258 084	743 PUMPS NES,CENTRIFUGS ETC	152	395	272
057 FRUIT,NUTS EXCL.OIL NUTS	2 509	572	390	744 MECHANICAL HANDLING EQUIP	36	82	57
061 SUGARS,MOLASSES,HONEY	12 888	2 506	1 770	745 OTH.NONELEC MCH,TOOL,NES	276	1 517	1 041
071 COFFEE,COFFEE SUBSTITUTE	653 102	358 156	251 149	747 TAPS,COCKS,VALVES,ETC.	115	411	284
222 OILSEED(SFT.FIX VEG.OIL)	2 123	460	325	748 TRANSMISSIONS SHAFTS ETC	50	209	137
263 COTTON	299	53	38	749 NON-ELECT MACH.PARTS,ETC	15	362	252
292 CRUDE VEG.MATERIALS, NES	1 391	1 481	1 031	751 OFFICE MACHINES	65	139	97
554 SOAP,CLEANERS,POLISH,ETC	55	43	31	752 AUTOMATC.DATA PROC.EQUIP	12	297	203
642 PAPER,PAPERBOARD,CUT ETC	83	101	71	764 TELECOMM.EQUIP.PARTS NES	468	8 276	5 826
657 SPECIAL YARN,TXTL.FABRIC	187	266	185	771 ELECT POWER MACHNY.PARTS	40	269	186
658 TEXTILE ARTICLES NES	371	669	463	772 ELECT.SWITCH.RELAY.CIRCUIT	184	1 774	1 243
666 POTTERY	19	57	38	773 ELECTR.DISTRIBT.EQPT NES	815	1 073	724
695 TOOLS	478	628	440	774 ELECTRO-MEDCL,XRAY EQUIP	7	284	195
699 MANUFACTS.BASE METAL,NES	19	56	40	775 DOM.ELEC, NON-ELEC. EQUIPT	26	48	34
718 OTH.POWR.GENRTNG.MACHNRY	1	436	311	778 ELECTRIC.MACH.APPART,NES	229	928	640
728 OTH.MACH,PTS,SPCL INDUST	27	88	64	781 PASS.MOTOR VEHCLS.EX.BUS	1 600	4 723	3 275
748 TRANSMISSIONS SHAFTS ETC	44	179	128	782 GOODS,SPCL TRANSPORT VEH	1 849	518	366
764 TELECOMM.EQUIP.PARTS NES	3	62	42	784 PARTS,TRACTORS,MOTOR VEH	792	1 362	954
778 ELECTRIC.MACH.APPART,NES	2	142	100	786 TRAILERS,SEMI-TRAILER,ETC	406	108	77
845 OTHR,TEXTILE APPAREL,NES	501	934	651	793 SHIP,BOAT,FLOAT,STRUCTRS	30	77	50
899 MISC MANUFCTRD GOODS NES	11	47	33	812 PLUMBNG,SANITRY,EQPT.ETC	15	58	41
				813 LIGHTNG FIXTURES ETC,NES	5	53	37
				821 FURNITURE,CUSHIONS,ETC.	342	291	200
				872 MEDICAL INSTRUMENTS NES	12	536	373
				874 MEASURE,CONTROL INSTRMNT	82	1 896	1 327
				882 PHOTO.CINEMATOGRPH.SUPPL	650	1 163	814
				884 OPTICAL GOODS NES	69	69	48

7 IMPORTS AND EXPORTS (SPECIAL TRADE) BY COUNTRIES OF PRODUCTION AND CONSUMPTION AND BY GROUPS OF THE SITC-REV. III 1995

GROUP DESCRIPTION	DT = 100 KG	1 000 DM	1 000 \$	GROUP DESCRIPTION	DT = 100 KG	1 000 DM	1 000 \$
892 PRINTED MATTER	60	100	68	771 ELECT POWER MACHNY.PARTS	3	479	336
893 ARTICLES,NES,OF PLASTICS	321	697	484	772 ELEC.SWITCH.RELAY.CIRCUT	922	5 568	3 874
895 OFFICE,STATIONERY SUPPLS	123	688	482	778 ELECTRIC.MACH.APPART.NES	39	474	339
897 GOLD,SILVERWARE,JEWEL NES		91	64	841 MENS,BOYS CLOTHING,X-KNIT	212	1 489	1 007
898 MUSICAL INSTRUMENTS,ETC.	15	148	102	842 WOMEN,GIRL.CLOTHING,XKNIT	5	45	31
899 MISC MANUFACTRD GOODS NES	91	221	152	845 OTHR.TEXTILE APPAREL,NES	6	52	37
972 MONETARY GOLD,GOLD COINS	1	785	543	848 CLOTHING,NONTXTL;HEADGEAR	8	45	32
				874 MEASURE,CONTROL INSTRMNT		255	178
				897 GOLD,SILVERWARE,JEWEL NES	6	189	134
NICARAGUA							
IMPORTS	163 119	83 972	59 023	EXPORTS	244 268	132 417	92 357
001 LIVE ANIMALS	8	303	209	047 OTHER CEREAL MEAL,FLOURS	14 992	422	302
057 FRUIT,NUTS EXCL.OIL NUTS	849	184	128	048 CEREAL PREPARATIONS	28 896	1 470	1 022
061 SUGARS,MOLASSES,HONEY	750	171	121	071 COFFEE,COFFEE SUBSTITUTE	169	114	82
071 COFFEE,COFFEE SUBSTITUTE	137 173	77 170	54 239	081 ANIMAL FEED STUFF	786	191	129
121 TOBACCO, UNMANUFACTURED	68	64	44	098 EDIBLE PROD.PREPRTRS,NES	128	102	70
122 TOBACCO, MANUFACTURED	57	323	226	112 ALCOHOLIC BEVERAGES	563	251	174
222 OILSEED(SFT.FIX VEG.OIL)	22 432	4 661	3 287	232 SYNTHETIC RUBBER, ETC.	670	281	194
511 HYDROCARBONS,NES,DERIVTS	910	55	38	251 PULP AND WASTE PAPER	254	85	57
513 CARBOXYLIC ACIDS,DERIVTS	51	78	55	278 OTHER CRUDE MINERALS	2 537	187	133
541 MEDICINES,ETC.EXC.GRP542	30	52	36	292 CRUDE VEG.MATERIALS, NES	72	202	144
611 LEATHER	540	316	225	334 PETROLEUM PRODUCTS	225	76	51
657 SPECIAL YARN,TXTL.FABRIC	46	58	40	335 RESIDUAL PETROL.PRODUCTS	3 951	565	391
831 TRUNK,SUIT-CASES,BAG,ETC	5	45	31	342 LIQUEFIED PROPANE,BUTANE	27 246	436	314
842 WOMEN,GIRL CLOTHING,XKNIT	8	43	32	431 ANIMAL,VEG.FATS,OILS,NES	199	97	69
896 WORKS OF ART,ANTIQUE ETC	3	47	33	511 HYDROCARBONS,NES,DERIVTS	1 487	244	167
				512 ALCOHOL,PHENOL,ETC.DERIV	1 293	800	560
EXPORTS	47 711	21 878	15 263	513 CARBOXYLIC ACIDS,DERIVTS	3 397	631	437
022 MILK AND CREAM	150	45	32	514 NITROGEN-FUNCT.COMPOUNDS	890	713	490
061 SUGARS,MOLASSES,HONEY	1 411	101	71	515 ORGANO-INORGANIC COMPNOS	320	1 038	721
292 CRUDE VEG.MATERIALS, NES	31	69	48	516 OTHER ORGANIC CHEMICALS	489	626	435
514 NITROGEN-FUNCT.COMPOUNDS	72	72	47	522 INORGANIC CHEM.ELEMENTS	5 021	1 116	784
515 ORGANO-INORGANIC COMPNOS	151	217	155	523 METAL.SALTS, INORGAN.ACID	15 621	1 030	717
522 INORGANIC CHEM.ELEMENTS	477	111	77	531 SYNTH.COLOURS,LAKES,ETC.	377	1 177	828
523 METAL.SALTS, INORGAN.ACID	1 654	116	83	532 DYEING,TANNING MATERIALS	326	81	53
531 SYNTH.COLOURS,LAKES,ETC.	8	96	67	533 PIGMENTS, PAINTS, ETC.	1 446	1 037	713
533 PIGMENTS, PAINTS, ETC.	162	110	74	541 MEDICINES,ETC.EXC.GRP542	645	2 271	1 581
541 MEDICINES,ETC.EXC.GRP542	55	555	384	542 MEDICAMENTS	370	2 496	1 742
542 MEDICAMENTS	75	380	268	551 ESSNTL.OIL,PERFUME,FLAVR	485	1 069	750
551 ESSNTL.OIL,PERFUME,FLAVR	46	110	75	554 SOAP,CLEANERS,POLISH,ETC	3 351	1 189	832
562 FERTILIZER,EXCEPT GRP272	30 263	906	646	562 FERTILIZER,EXCEPT GRP272	1 343	235	164
582 PLASTIC PLATE,SHEETS,ETC	25	49	34	571 POLYMERS OF ETHYLENE	389	149	105
591 INSECTICIDES, ETC.	952	1 273	901	572 POLYMERS OF STYRENE	4 072	852	590
598 MISC.CHEMICAL PRODS.NES	146	464	325	573 POLYMERS,VINYL CHLORIDE	381	116	83
611 LEATHER	28	167	116	574 POLYACETAL,POLYCARBONATE	1 062	438	308
641 PAPER AND PAPERBOARD	808	119	84	575 OTH.PLASTIC,PRIMARY FORM	12 510	2 579	1 785
642 PAPER,PAPERBOARD,CUT ETC	97	117	81	581 PLASTIC TUBE,PIPE,HOSE	730	2 103	1 458
662 CLAY,REFRCT.CONSTR.MATRL	2 127	136	93	582 PLASTIC PLATE,SHEETS,ETC	6 272	5 691	3 960
663 MINERAL MANUFACTURES,NES	77	63	44	591 INSECTICIDES, ETC.	10 032	18 496	12 921
664 GLASS	1 124	104	72	592 STARCHES,INULIN,ETC.	478	598	418
674 FLAT-ROLLED PLATED IRON	2 610	289	205	597 PREPRD ADDITIVES,LIQUIDS	519	191	135
675 FLAT-ROLLED, ALLOY STEEL	107	57	39	598 MISC.CHEMICAL PRODS.NES	5 089	2 939	2 056
693 WIRE PRODUCTS EXCL.ELECT	36	74	53	621 MATERIALS OF RUBBER	123	104	74
695 TOOLS	127	196	140	629 ARTICLES OF RUBBER, NES	78	386	272
699 MANUFACTS.BASE METAL,NES	65	96	66	641 PAPER AND PAPERBOARD	4 336	908	635
711 STEAM GENER. BOILERS,ETC.	7	42	30	642 PAPER,PAPERBOARD,CUT ETC	360	196	132
712 STEAM TURBINES	2	113	78	653 FABRICS,MAN-MADE FIBRES	302	772	537
713 INTRNL COMBUS PSTN ENGIN	14	52	37	657 SPECIAL YARN,TXTL.FABRIC	314	384	268
716 ROTATING ELECTRIC PLANT	36	64	45	662 CLAY,REFRCT.CONSTR.MATRL	567	85	60
724 TEXTILE,LEATHER MACHINES	112	101	72	663 MINERAL MANUFACTURES,NES	1 312	1 265	887
726 PRINTNG,BOOKBINDNG MACHS	27	170	119	664 GLASS	518	834	584
728 OTH.MACH.PTS,SPCL INDUST	272	99	72	665 GLASSWARE	147	180	127
741 HEATING,COOLNG EQUIP,PART	12	80	56	673 FLAT-ROLLED IRON ETC.	10 515	900	621
742 PUMPS FOR LIQUIDS,PARTS	3	58	40	674 FLAT-ROLLED PLATED IRON	40 639	5 221	3 654
743 PUMPS NES,CENTRIFUGS ETC	37	322	218	676 IRON,STL,BAR,SHAPES ETC.	837	219	152
744 MECHANICAL HANDLING EQUIP	46	172	119	678 WIRE OF IRON OR STEEL	2 040	204	143
745 OTH.NONELEC MCH,TOOL,NES	178	718	513	679 TUBES,PIPES,ETC. IRON,STL	44	67	47
747 TAPS,COCKS,VALVES,ETC.	31	653	436	682 COPPER	989	607	428
748 TRANSMISSIONS SHAFTS ETC	3	49	37	683 NICKEL	7	131	90
749 NON-ELECT MACH.PARTS,ETC		81	56	684 ALUMINIUM	232	390	272
764 TELECOMM.EQUIP.PARTS NES	425	6 646	4 636	692 CONTAINERS,STORAGE,TRNSP	86	45	31
772 ELEC.SWITCH.RELAY.CIRCUT	482	2 748	1 921	693 WIRE PRODUCTS EXCL.ELECT	159	116	80
773 ELECTR DISTRIBT.EQPT NES	517	332	227	694 NAILS,SCREWS,NUTS,ETC.	540	434	300
778 ELECTRIC.MACH.APPART.NES	167	483	333	695 TOOLS	765	2 181	1 511
781 PASS.MOTOR VEHCLS.EXC.BUS	166	426	294	696 CUTLERY	40	217	152
782 GOODS,SPCL TRANSPORT VEH	122	180	125	697 HOUSEHOLD EQUIPMENT,NES	32	49	33
784 PARTS,TRACTORS,MOTOR VEH	30	96	68	699 MANUFACTS.BASE METAL,NES	666	1 095	743
831 TRUNK,SUIT-CASES,BAG,ETC	1	50	34	713 INTRNL COMBUS PSTN ENGIN	89	708	496
872 MEDICAL INSTRUMENTS NES	1	111	80	716 ROTATING ELECTRIC PLANT	124	332	229
874 MEASURE,CONTROL INSTRMNT	14	275	188	718 OTH.POWR,GENRTNG.MACHNRY	219	804	568
895 WATCHES AND CLOCKS		185	134	721 AGRIC.MACHINES,EX.TRACTR	30	141	100
899 ARTICLES,NES,OF PLASTICS	61	92	62	722 TRACTORS	499	513	335
895 OFFICE,STATIONERY SUPPLS	36	178	122	723 CIVIL ENGINEERING EQUIPT	2 909	3 515	2 453
				724 TEXTILE,LEATHER MACHINES	164	1 301	926
				725 PAPER,PULP MILL MACHINES	169	1 493	346
				726 PRINTNG,BOOKBINDNG MACHS	243	1 845	1 285
				727 FOOD-PROCESS.MCH.NON DOM	253	984	680
				728 OTH.MACH.PTS,SPCL INDUST	214	1 653	1 139
				731 METAL REMOVAL WORK TOOLS	109	548	384
				735 PARTS,NES,FOR MACH-TOOLS			
				741 HEATING,COOLNG EQUIP,PART	126	375	262
				742 PUMPS FOR LIQUIDS,PARTS	20	190	135
				743 PUMPS NES,CENTRIFUGS ETC	161	1 008	716
				744 MECHANICAL HANDLING EQUIP	1 600	1 600	1 001
				745 OTH.NONELEC MCH,TOOL,NES	332	2 887	2 039
				746 BALL OR ROLLER BEARINGS	8	84	51
				747 TAPS,COCKS,VALVES,ETC.	31	259	171
				748 TRANSMISSIONS SHAFTS ETC	94	705	492
				749 NON-ELECT MACH.PARTS,ETC	14	550	385
				751 OFFICE MACHINES	19	73	51
				752 AUTOMATC.DATA PROC.EQUIP	26	908	624
				754 TELECOMM.EQUIP.PARTS NES	200	3 256	2 289
				771 ELECT POWER MACHNY.PARTS	48	300	209
				772 ELEC.SWITCH.RELAY.CIRCUT	968	3 561	2 491
				773 ELECTR DISTRIBT.EQPT NES	1 608	1 486	1 049
				774 ELECTRO-MEDCL,XRAY EQUIP	33	966	669
				775 DOM.ELEC,NON-ELEC.EQUIPT	72	285	195

COSTA RICA

IMPORTS

054 VEGETABLES	1 129	216	145	735 PARTS,NES,FOR MACH-TOOLS			
057 FRUIT,NUTS EXCL.OIL NUTS	2 637 072	299 388	209 364	741 HEATING,COOLNG EQUIP,PART	126	375	262
058 FRUIT,PRESERVED,PREPARED	47 244	5 331	3 734	742 PUMPS FOR LIQUIDS,PARTS	20	190	135
059 FRUIT, VEGETABLE JUICES	14 465	2 308	1 603	743 PUMPS NES,CENTRIFUGS ETC	161	1 008	716
071 COFFEE,COFFEE SUBSTITUTE	155 474	79 056	55 058	744 MECHANICAL HANDLING EQUIP	1 600	1 600	1 001
072 COCOA	276	68	48	745 OTH.NONELEC MCH,TOOL,NES	332	2 887	2 039
288 NON-FERROUS WASTE,SCRAP	2 682	993	671	746 BALL OR ROLLER BEARINGS	8	84	51
291 CRUDE ANIMAL MATERLS.NES	10 082	655	456	747 TAPS,COCKS,VALVES,ETC.	31	259	171
292 CRUDE VEG.MATERIALS, NES	72 500	37 472	26 215	748 TRANSMISSIONS SHAFTS ETC	94	705	492
511 HYDROCARBONS,NES,DERIVTS	4 523	624	443	749 NON-ELECT MACH.PARTS,ETC	14	550	385
523 METAL.SALTS, INORGAN.ACID	16	47	34	751 OFFICE MACHINES	19	73	51
629 ARTICLES OF RUBBER, NES	856	527	367	752 AUTOMATC.DATA PROC.EQUIP	26	908	624
635 WOOD MANUFACTURES, NES	151	123	85	764 TELECOMM.EQUIP.PARTS NES	200	3 256	2 289
694 NAILS,SCREWS,NUTS,ETC.	2	42	30	771 ELECT POWER MACHNY.PARTS	48	300	209
697 HOUSEHOLD EQUIPMENT,NES	146	56	38	772 ELEC.SWITCH.RELAY.CIRCUT	968	3 561	2 491
735 PARTS,NES,FOR MACH-TOOLS	44	487	341	773 ELECTR DISTRIBT.EQPT NES	1 608	1 486	1 049
737 METALWORKING MACHNRY NES	49	1 437	999	774 ELECTRO-MEDCL,XRAY EQUIP	33	966	669
745 OTH.NONELEC MCH,TOOL,NES		165	112	775 DOM.ELEC,NON-ELEC.EQUIPT	72	285	195

7 IMPORTS AND EXPORTS (SPECIAL TRADE) BY COUNTRIES OF PRODUCTION AND CONSUMPTION AND BY GROUPS OF THE SITC-REV. III 1995

GROUP DESCRIPTION	DT = 100 KG	1 000 DM	1 000 \$	GROUP DESCRIPTION	DT = 100 KG	1 000 DM	1 000 \$
778 ELECTRIC.MACH.APPART.NES	339	1 935	1 346	699 MANUFACTS.BASE METAL,NES	922	505	350
781 PASS.MOTOR VEHCLS.EX.BUS	4 052	10 983	7 661	713 INTRNL COMBUS PSTN ENGIN	676	2 791	1 962
782 GOODS,SPCL TRANSPORT VEH	106	430	298	714 ENGINES,MOTORS NON-ELECT	5	115	80
784 PARTS,TRACTORS,MOTOR VEH	433	2 018	1 411	716 ROTATING ELECTRIC PLANT	36	102	71
785 CYCLES,MOTORCYCLES ETC.	34	174	121	721 AGRIC.MACHINES,EX.TRACTR	52	87	59
792 AIRCRAFT,ASOCTD.EQUIPNT	1	505	349	722 TRACTORS	90	96	69
813 LIGHTING FIXTURES ETC.NES	14	139	97	723 CIVIL ENGINEERING EQUIPT	285	414	294
844 WOMEN,GIRLS CLOTHING.KNIT	14	160	111	724 TEXTILE,LEATHER MACHINES	1	56	38
851 FOOTWEAR	11	68	48	725 PAPER,PULP MILL MACHINES	80	507	338
871 OPTICAL INSTRUMENTS,NES	1	94	64	726 PRINTNG,BOOKBINDNG MACHS	18	189	131
872 MEDICAL INSTRUMENTS NES	597	1 918	1 350	727 FOOD-PROCESS.MCH.NON DOM	1 529	4 694	3 345
874 MEASURE,CONTROL INSTRMNT	81	2 556	1 792	728 OTH.MACH,PTS,SPCL INDUST	581	1 761	1 231
881 PHOTOGRAPH APPAR.ETC.NES	184	2 930	2 044	735 PARTS,NES,FDR MACH-TOOLS	11	103	73
882 PHOTO.CINEMATOGRPH.SUPPL	385	750	523	737 METALWORKING MACHNRY NES	55	58	40
884 OPTICAL GOODS NES		112	75	741 HEATING,COOLNG EQUIP,PART	348	1 317	928
885 WATCHES AND CLOCKS	3	101	73	742 PUMPS FOR LIQUIDS,PARTS	23	154	107
892 PRINTED MATTER	203	285	195	743 PUMPS NES,CENTRIFUGS ETC	609	1 955	1 385
893 ARTICLES,NES,OF PLASTICS	269	638	445	744 MECHANICAL HANDLNG EQUIP	42	171	121
894 BABY CARRIAGE,TOYS,GAMES	42	116	80	745 OTH.NONELEC MCH,TOOL,NES	442	3 267	2 281
895 OFFICE,STATIONERY SUPPLS	204	774	543	746 BALL OR ROLLER BEARINGS	28	107	73
898 MUSICAL INSTRUMENTS,ETC.	155	679	474	747 TAPS,COCKS,VALVES,ETC.	224	772	537
899 MISC MANUFCTRD GOODS NES	125	454	317	748 TRANSMISSIONS SHAFTS ETC	94	318	216
961 COIN NONGOLD NONCURRENT		66	46	749 NON-ELECT MACH,PARTS,ETC	41	676	473
972 MONETARY GOLD,GOLD COINS		196	138	751 OFFICE MACHINES	47	154	108
				752 AUTOMATC.DATA PROC.EQUIP	10	328	233
PANAMA				761 TELEVISION RECEIVERS ETC	528	825	582
IMPORTS	3 526 091	428 008	300 626	764 TELECOMM.EQUIP,PARTS NES	170	128	89
012 OTHER MEAT, MEAT OFFAL	656	75	54	772 ELEC.SWITCH,RELAY,CIRCUIT	155	1 307	901
034 FISH,FRESH,CHILLED,FRZD	397	206	149	773 ELECTR DISTRIBT.EQPT NES	509	908	630
057 FRUIT,NUTS EXCL.OIL NUTS	3 508 667	415 973	292 225	774 ELECTRO-MEDCL,XRAY EQUIP	9	155	105
058 FRUIT,PRESERVED,PREPARED	1 783	178	124	775 DOM,ELEC,NON-ELEC.EQUIPT	229	316	219
071 COFFEE,COFFEE SUBSTITUTE	5 070	2 711	1 888	778 ELECTRIC.MACH.APPART.NES	116	570	393
121 TOBACCO, UNMANUFACTURED	268	263	184	781 PASS.MOTOR VEHCLS.EX.BUS	3 628	13 175	9 211
263 COTTON	902	268	175	782 GOODS,SPCL TRANSPORT VEH	298	1 219	847
292 CRUDE VEG.MATERIALS, NES	4 817	2 727	1 920	784 PARTS,TRACTORS,MOTOR VEH	573	1 824	1 268
411 ANIMAL OILS AND FATS	1 802	130	94	793 SHIP,BOAT,FLOAT.STRUCTRS	130 535	11 605	7 584
551 ESSNTL.OIL,PERFUME,FLAVR	200	135	95	813 LIGHTING FIXTURES ETC.NES	33	45	32
553 PERFUMERY,COSMETICS,ETC.	67	172	117	821 FURNITURE,CUSHIONS,ETC.	317	350	245
625 RUBBER TYRES,TUBES,ETC.	462	608	425	831 TRUNK,SUIT-CASES,BAG,ETC	479	13 934	9 726
667 PEARLS,PRECIOUS STONES		388	270	841 MENS,BOYS CLOTHING,X-KNIT	10	211	147
759 PARTS,FOR OFFICE MACHINS	4	146	104	846 CLOTHING ACCESSRS,FABRIC	14	87	60
772 ELEC.SWITCH,RELAY,CIRCUIT	6	56	41	851 FOOTWEAR	45	126	88
781 PASS.MOTOR VEHCLS.EX.BUS	118	158	111	871 OPTICAL INSTRUMENTS,NES	7	70	49
848 CLOTHING,NONTXTL,HEADGEAR	82	48	34	872 MEDICAL INSTRUMENTS NES	41	955	674
861 PHOTOGRAPH APPAR.ETC.NES	45	2 030	1 411	874 MEASURE,CONTROL INSTRMNT	46	1 758	1 233
882 PHOTO.CINEMATOGRPH.SUPPL	14	79	56	881 PHOTOGRAPH APPAR.ETC.NES	22	158	110
884 OPTICAL GOODS NES	11	526	360	882 PHOTO.CINEMATOGRPH.SUPPL	30	55	39
896 WORKS OF ART,ANTIQUE ETC		48	33	884 OPTICAL GOODS NES	8	222	153
961 COIN NONGOLD NONCURRENT	5	185	126	885 WATCHES AND CLOCKS	13	47	32
972 MONETARY GOLD,GOLD COINS		342	241	892 PRINTED MATTER	208	293	206
EXPORTS	286 987	146 676	102 129	893 ARTICLES,NES,OF PLASTICS	346	354	247
048 CEREAL PREPARATIONS	36 404	1 736	1 218	895 OFFICE,STATIONERY SUPPLS	86	1 001	698
054 VEGETABLES	3 930	662	468	897 GOLD,SILVERWARE,JEWEL NES		192	134
061 SUGARS,MOLASSES,HONEY	532	43	30	898 MUSICAL INSTRUMENTS,ETC.	75	391	270
081 ANIMAL FEED STUFF	164	96	67	899 MISC MANUFCTRD GOODS NES	56	212	146
098 EDIBLE PROD.PREPRPTS,NES	84	57	41				
112 ALCOHOLIC BEVERAGES	1 974	497	343	ANGUILLA			
122 TOBACCO, MANUFACTURED	175	377	265	IMPORTS	639	122	84
292 CRUDE VEG.MATERIALS, NES	220	178	123	058 FRUIT,PRESERVED,PREPARED	626	74	52
395 RESIDUAL PETROL.PRODUCTS	281	64	45	EXPORTS	235	55	37
513 CARBOXYLIC ACIDS,DERIVTS	537	197	137				
514 NITROGEN-FUNCT.COMPOUNDS	414	171	116	CUBA			
515 ORGANO-INORGANIC COMPNDS	39	761	530	IMPORTS	242 976	51 235	35 879
516 OTHER ORGANIC CHEMICALS	145	446	311	036 CRUSTACEANS,MOLLUSCS ETC	197	938	651
522 INORGANIC CHEM.ELEMENTS	192	58	39	057 FRUIT,NUTS EXCL.OIL NUTS	26 948	2 008	1 395
523 METAL.SALTS,INORGAN.ACID	12 198	542	375	059 FRUIT,VEGETABLE JUICES	33 919	7 670	5 373
531 SYNTH.COLOURS,LAKES,ETC.	829	1 159	817	061 SUGARS,MOLASSES,HONEY	29 961	1 998	1 378
533 PIGMENTS, PAINTS, ETC.	1 025	855	595	071 COFFEE,COFFEE SUBSTITUTE	23 827	13 485	9 457
541 MEDICINES,ETC.EXC.GRPS42	1 116	13 045	9 145	112 ALCOHOLIC BEVERAGES	5 098	1 428	998
542 MEDICAMENTS	1 500	18 385	12 926	121 TOBACCO, UNMANUFACTURED	2 830	1 654	1 154
551 ESSNTL.OIL,PERFUME,FLAVR	56	141	95	122 TOBACCO, MANUFACTURED	144	2 888	2 016
553 PERFUMERY,COSMETICS,ETC.	2 508	8 800	6 197	283 COPPER ORES,CONCENTRATES	94 372	6 179	4 352
554 SOAP,CLEANERS,POLISH,ETC	823	331	228	287 ORE,CONCENTR,BASE METALS	22 365	520	367
562 FERTILIZER,EXCEPT GRP272	208	70	48	288 NON-FERROUS WASTE,SCRAP	722	98	68
572 POLYMERS OF STYRENE	3 286	668	468	551 ESSNTL.OIL,PERFUME,FLAVR	956	992	695
573 POLYMERS,VINYL CHLORIDE	1 013	303	211	553 PUMPS NES,CENTRIFUGS ETC	144	254	176
574 POLYACETAL,POLYCARBONATE	446	110	76	581 PASS.MOTOR VEHCLS.EX.BUS	83	157	110
575 OTH.PLASTIC,PRIMARY FORM	192	189	129	851 FOOTWEAR	41	211	151
581 PLASTIC TUBE,PIPE,HOSE	55	197	137	896 WORKS OF ART,ANTIQUE ETC	113	745	525
582 PLASTIC PLATE,SHEETS,ETC	443	459	317	899 MISC MANUFCTRD GOODS NES	304	104	73
591 INSECTICIDES, ETC.	1 238	2 609	1 825	961 COIN NONGOLD NONCURRENT	33	2 025	1 406
592 STARCHES,INULIN,ETC.	213	203	141	971 GOLD,NONMONTY EXCL ORES	8	6 441	4 539
598 MISC.CHEMICAL PRDCTS NES	1 502	989	690	972 MONETARY GOLD,GOLD COINS		305	204
625 RUBBER TYRES,TUBES,ETC.	1 451	210	147				
629 ARTICLES OF RUBBER, NES	183	825	579	EXPORTS	231 160	99 914	69 860
641 PAPER AND PAPERBOARD	1 448	485	325	017 MEAT,OFFL.PRPD,PRSVDD,NES	24 140	7 766	5 343
642 PAPER,PAPERBOARD,CUT ETC	1 028	326	228	024 CHEESE AND CURD	3 698	1 183	80
652 COTTON FABRICS, MOVEN	44	103	75	098 EDIBLE PROD.PREPRPTS,NES	77	61	42
653 FABRICS,MAN-MADE FBRES	134	153	108	111 NON-ALCOHOL.BEVERAGE,NES	1 056	79	56
657 SPECIAL YARN,TXTL.FABRIC	50	119	83	112 ALCOHOLIC BEVERAGES	18 606	1 920	1 353
662 CLAY,REFRCT.CONSTR.MATRL	4 084	563	247	122 TOBACCO, MANUFACTURED	4	97	68
663 MINERAL MANUFACTURES,NES	1 040	360	146	232 SYNTHETIC RUBBER, ETC.	451	253	178
664 GLASS	1 942	211	663	273 STONE, SAND AND GRAVEL	3 710	173	124
665 GLASSWARE	1 215	949	328	334 PETROLEUM PRODUCTS	538	94	66
666 POTTERY	151	463	127	335 RESIDUAL PETROL.PRODUCTS	2 381	350	245
674 FLAT-ROLLED PLATED IRON	48 425	7 708	5 381	342 LIQUEFIED PROPANE,BUTANE	16 247	379	267
676 IRON,STL.BAR,SHAPES ETC.	3 706	209	145	431 ANIMAL,VEG.FATS,OILS,NES	123	78	55
684 ALUMINIUM	99	178	127	511 HYDROCARBONS,NES,DERIVTS	83	45	30
691 METALLIC STRUCTURES NES	197	140	97	512 ALCOHOL,PHENOL,ETC.DERIV	169	104	71
692 CONTAINERS,STORAGE,TRNSP	135	294	208	513 CARBOXYLIC ACIDS,DERIVTS	873	461	320
693 WIRE PRODUCTS EXCL.ELECT	274	76	53	514 NITROGEN-FUNCT.COMPOUNDS	181	548	383
694 NAILS,SCREWS,NUTS,ETC.	87	90	63				
695 TOOLS	671	1 796	1 256				
696 CUTLERY	67	604	424				

7 IMPORTS AND EXPORTS (SPECIAL TRADE) BY COUNTRIES OF PRODUCTION AND CONSUMPTION AND BY GROUPS OF THE SITC-REV. III 1995

GROUP DESCRIPTION	DT = 100 KG	1 000 DM	1 000 \$	GROUP DESCRIPTION	DT = 100 KG	1 000 DM	1 000 \$
515 ORGANO-INORGANIC COMPNDS	76	272	184	HAITI			
516 OTHER ORGANIC CHEMICALS	218	337	228	IMPORTS	45 163	12 578	8 738
522 INORGANIC CHEM. ELEMENTS	1 664	342	230	058 FRUIT, PRESERVED, PREPARED	3 797	543	384
523 METAL. SALTS, INORGAN. ACID	1 948	440	302	071 COFFEE, COFFEE SUBSTITUTE	4 033	1 843	1 279
531 SYNTH. COLOURS, LAKES, ETC.	166	515	361	072 COCOA	24 004	5 044	3 527
541 MEDICINES, ETC. EXC. GRP542	353	2 276	1 581	292 CRUDE VEG. MATERIALS, NES	213	247	174
542 MEDICAMENTS	401	1 021	714	513 CARBOXYLIC ACIDS, DERIVTS	655	507	338
554 SOAP, CLEANERS, POLISH, ETC	324	134	97	515 ORGANO-INORGANIC COMPNDS	80	100	66
562 FERTILIZER, EXCEPT GRP272	86 054	2 229	1 591	551 ESSNTL. OIL, PERFUME, FLAVR	113	906	638
571 POLYMERS OF ETHYLENE	1 203	169	121	575 OTH. PLASTIC, PRIMARY FORM	235	288	191
574 POLYACETAL, POLYCARBONATE	389	130	88	582 PLASTIC PLATE, SHEETS, ETC	402	624	415
575 OTH. PLASTIC, PRIMARY FORM	1 614	685	476	597 PREPRD ADDITIVES, LIQUIDS	31	55	37
581 PLASTIC TUBE, PIPE, HOSE	19	91	66	598 MISC. CHEMICAL PRODTS, NES	1 241	618	411
582 PLASTIC PLATE, SHEETS, ETC	209	633	444	657 SPECIAL YARN, TXTL. FABRIC	9 784	1 235	882
591 INSECTICIDES, ETC.	7 382	4 280	2 927	697 HOUSEHOLD EQUIPMENT, NES	11	53	39
592 STARCHES, INULIN, ETC.	237	112	77	899 MISC MANUFCTRD GOODS NES	167	215	152
597 PREPRD ADDITIVES, LIQUIDS	2 160	951	659	EXPORTS	200 364	34 293	23 963
598 MISC. CHEMICAL PRODTS, NES	1 323	1 069	757	022 MILK AND CREAM	93 409	15 687	11 014
621 MATERIALS OF RUBBER	33	53	37	034 FISH, FRESH, CHILLED, FROZN	3 834	162	117
625 RUBBER TYRES, TUBES, ETC.	12 019	2 204	1 531	046 MEAL, FLOUR OF WHEAT, MSLN	22 000	662	470
629 ARTICLES OF RUBBER, NES	120	294	209	061 SUGARS, MOLASSES, HONEY	4 361	257	181
635 WOOD MANUFACTURES, NES	48	106	71	112 ALCOHOLIC BEVERAGES	1 773	269	188
641 PAPER AND PAPERBOARD	433	150	108	292 CRUDE VEG. MATERIALS, NES	233	170	119
651 TEXTILE YARN	35	88	62	334 PETROLEUM PRODUCTS	383	47	33
662 CLAY, REFRCT. CONSTR. MATRL	203	136	93	335 RESIDUAL PETROL. PRODUCTS	3 590	375	261
663 MINERAL MANUFACTURES, NES	322	366	258	431 ANIMAL, VEG. FATS, OILS, NES	328	85	60
664 GLASS	162	176	121	512 ALCOHOL, PHENOL, ETC. DERIV	154	44	31
665 GLASSWARE	92	135	92	513 CARBOXYLIC ACIDS, DERIVTS	190	48	30
671 PIG IRON, SPIEGELEISN, ETC	912	155	105	522 INORGANIC CHEM. ELEMENTS	1 015	236	162
673 FLAT-ROLLED IRON ETC.	3 009	258	186	523 METAL. SALTS, INORGAN. ACID	2 588	115	79
676 IRON, STL. BAR, SHAPES ETC.	2 719	232	161	533 PIGMENTS, PAINTS, ETC.	1 451	505	355
678 WIRE OF IRON OR STEEL	85	70	47	541 MEDICINES, ETC. EXC. GRP542	29	255	174
679 TUBES, PIPES, ETC. IRON, STL	974	181	122	542 MEDICAMENTS	137	378	268
681 SILVER, PLATINUM, ETC.	1	43	31	553 PERFUMERY, COSMETICS, ETC.	64	143	94
682 COPPER	71	53	37	554 SOAP, CLEANERS, POLISH, ETC	176	54	36
683 NICKEL	48	564	400	573 POLYMERS, VINYL CHLORIDE	360	121	87
684 ALUMINIUM	54	92	66	574 POLYACETAL, POLYCARBONATE	280	47	32
686 ZINC	164	100	71	582 PLASTIC PLATE, SHEETS, ETC	978	389	273
691 METALLIC STRUCTURES NES	8	51	36	592 STARCHES, INULIN, ETC.	348	43	30
692 CONTAINERS, STORAGE, TRNSP	456	141	98	621 MATERIALS OF RUBBER	38	53	36
693 WIRE PRODUCTS EXCL. ELECT	160	69	48	635 WOOD MANUFACTURES, NES	352	154	111
694 NAILS, SCREWS, NUTS, ETC.	467	189	131	641 PAPER AND PAPERBOARD	537	123	86
695 TOOLS	35	117	79	651 TEXTILE YARN	36	71	49
697 HOUSEHOLD EQUIPMENT, NES	23	54	39	663 MINERAL MANUFACTURES, NES	504	350	246
699 MANUFACTS. BASE METAL, NES	969	2 109	1 489	664 GLASS	625	76	52
700 CPL. IND PLANT (84/85/87)	150	338	231	665 GLASSWARE	226	108	76
711 STEAM GENER. BOILERS, ETC.	2	51	36	673 FLAT-ROLLED IRON ETC.	49 460	4 962	3 423
712 STEAM TURBINES	345	2 740	1 923	694 NAILS, SCREWS, NUTS, ETC.	153	75	52
713 INTRNL COMBUS PSTN ENGIN	7 378	26 437	18 582	695 TOOLS	242	254	173
721 AGRIC. MACHINES, EX. TRACTR	224	437	416	696 CUTLERY	13	45	32
722 TRACTORS	25	76	52	697 HOUSEHOLD EQUIPMENT, NES	64	67	47
723 CIVIL ENGINEERING EQUIPT	25	149	105	699 MANUFACTS. BASE METAL, NES	304	232	153
724 TEXTILE, LEATHER MACHINES	57	590	406	723 CIVIL ENGINEERING EQUIPT	1 745	813	577
726 PRINTING, BOOKBINDNG MACHS	10	152	107	726 PRINTING, BOOKBINDNG MACHS	250	539	371
727 FOOD-PROCESS. MCH. NON DOM	31	223	154	728 OTH. MACH. PTS, SPCL INDUST	24	168	119
728 OTH. MACH. PTS, SPCL INDUST	86	528	366	735 PARTS, NES, FOR MACH-TOOLS	32	194	136
737 METALWORKING MACHNRY NES	17	158	107	741 HEATING, COOLING EQUIP, PART	24	65	46
741 HEATING, COOLING EQUIP, PART	129	996	707	778 ELECTRIC MACH. APPART. NES	74	79	58
742 PUMPS FOR LIQUIDS, PARTS	81	764	535	781 PASS. MOTOR VEHCLS. EX. BUS	400	846	597
743 PUMPS NES, CENTRIFUGS ETC	674	3 617	2 574	782 GOODS, SPCL TRANSPORT VEH	2 609	1 095	771
744 MECHANICAL HANDLING EQUIP	1 503	1 302	899	784 PARTS, TRACTORS, MOTOR VEH	47	288	201
745 OTH. NONELEC MCH. TOOL, NES	128	856	601	785 CYCLES, MOTORCYCLES ETC.	60	126	91
747 TAPS, COCKS, VALVES, ETC.	17	134	93	831 TRUNK, SUIT-CASES, BAG, ETC	1	57	41
748 TRANSMISSIONS SHAFTS ETC	22	129	87	872 MEDICAL INSTRUMENTS NES	169	369	262
749 NON-ELECT MACH. PARTS, ETC	15	413	289	874 MEASURE, CONTROL INSTRMNT	1	75	57
752 AUTOMATC. DATA PROC. EQUIP	2	55	40	892 PRINTED MATTER	81	586	406
764 TELECOMM. EQUIP. PARTS NES	2	83	59	893 ARTICLES, NES, OF PLASTICS	70	123	81
771 ELECT POWER MACHNRY. PARTS	193	224	158	897 GOLD, SILVERWARE, JEWEL NES	1	270	189
772 ELEC. SWITCH. RELAY. CIRCUIT	158	1 464	1 032	BAHAMAS			
773 ELECTR. DISTRIBUT. EQPT NES	21	53	36	IMPORTS	7 917	11 686	8 137
774 ELECTRO-MEDCL. XRAY EQUIP	13	698	488	036 CRUSTACEANS, MOLLUSCS ETC	7	48	34
776 TRANSISTORS, VALVES, ETC.	1	69	49	112 ALCOHOLIC BEVERAGES	6 628	7 647	5 322
778 ELECTRIC MACH. APPART. NES	13 027	5 361	3 731	515 ORGANO-INORGANIC COMPNDS		104	72
781 PASS. MOTOR VEHCLS. EX. BUS	112	221	152	541 MEDICINES, ETC. EXC. GRP542		2 659	1 851
783 ROAD MOTOR VEHICLES NES	448	135	96	713 INTRNL COMBUS PSTN ENGIN	1 180	225	163
784 PARTS, TRACTORS, MOTOR VEH	33	101	69	752 AUTOMATC. DATA PROC. EQUIP	1	43	31
785 CYCLES, MOTORCYCLES ETC.	39	88	61	899 MISC MANUFCTRD GOODS NES	3	702	483
786 TRAILERS, SEMI-TRAILR, ETC	58	86	60	EXPORTS	35 063	14 756	10 364
793 SHIP, BOAT, FLOAT, STRUCTRS	22	59	40	022 MILK AND CREAM	3 804	539	376
821 FURNITURE, CUSHIONS, ETC.	210	99	68	048 CEREAL PREPARATIONS	2 750	123	87
831 TRUNK, SUIT-CASES, BAG, ETC	7	66	47	112 ALCOHOLIC BEVERAGES	9 045	1 649	1 159
844 WOMEN, GIRLS CLOTHING. KNIT	1	64	45	515 ORGANO-INORGANIC COMPNDS	114	1 142	822
845 OTHR. TEXTILE APPAREL, NES	286	431	308	516 OTHER ORGANIC CHEMICALS	126	56	38
851 FOOTWEAR	105	425	296	524 OTHER CHEMICAL COMPOUNDS	12	42	30
871 OPTICAL INSTRUMENTS, NES	2	151	106	542 MEDICAMENTS	4	51	37
872 MEDICAL INSTRUMENTS NES	68	963	669	553 PERFUMERY, COSMETICS, ETC.	84	730	511
874 MEASURE, CONTROL INSTRMNT	55	2 900	2 056	581 PLASTIC TUBE, PIPE, HOSE	7	78	57
881 PHOTOGRAPH APPAR. ETC. NES	2	286	192	582 PLASTIC PLATE, SHEETS, ETC	24	60	44
882 PHOTO. CINEMATOGRPH. SUPPL	107	274	192	629 ARTICLES OF RUBBER, NES	9	45	31
884 OPTICAL GOODS NES		113	78	635 WOOD MANUFACTURES, NES	10	207	152
892 PRINTED MATTER	126	122	81	665 GLASSWARE	5 880	518	363
893 ARTICLES, NES, OF PLASTICS	178	703	489	666 POTTERY	79	219	152
894 BABY CARRIAGE, TOYS, GAMES	24	63	43	684 ALUMINIUM	57	211	147
895 OFFICE, STATIONERY SUPPLS	14	81	59	691 METALLIC STRUCTURES NES	41	83	59
896 WORKS OF ART, ANTIQUE ETC	8	145	101	692 CONTAINERS, STORAGE, TRNSP	209	177	124
897 GOLD, SILVERWARE, JEWEL NES	12	378	262	697 HOUSEHOLD EQUIPMENT, NES	10	53	36
899 MISC MANUFCTRD GOODS NES	18	1 709	1 206	699 MANUFACTS. BASE METAL, NES	130	75	52
972 MONETARY GOLD, GOLD COINS	1	102	72	711 STEAM GENER. BOILERS, ETC.	105	65	40
ST CHRISTOPH				713 INTRNL COMBUS PSTN ENGIN	126	347	249
IMPORTS	52	66	45				
EXPORTS	1 047	250	171				
723 CIVIL ENGINEERING EQUIPT	126	67	48				

7 IMPORTS AND EXPORTS (SPECIAL TRADE) BY COUNTRIES OF PRODUCTION AND CONSUMPTION AND BY GROUPS OF THE SITC-REV. III 1995

GROUP DESCRIPTION	DT = 100 KG	1 000 DM	1 000 \$	GROUP DESCRIPTION	DT = 100 KG	1 000 DM	1 000 \$
726 PRINTNG,BOOKBINDNG MACHS	28	255	182	621 MATERIALS OF RUBBER	39	76	54
728 OTH.MACH,PTS,SPCL INDUST	19	377	259	625 RUBBER TYRES,TUBES,ETC.	480	102	68
741 HEATING,COOLNG EQUIP,PART	35	104	73	629 ARTICLES OF RUBBER, NES	65	197	135
749 NON-ELECT MACH,PARTS,ETC	4	49	33	641 PAPER AND PAPERBOARD	3 450	779	553
771 ELECT POWER MACHNY,PARTS	29	52	37	642 PAPER,PAPERBOARD,CUT ETC	453	209	147
772 ELEC. SWITCH,RELAY,CIRCUIT	75	137	97	651 TEXTILE YARN	397	196	136
773 ELECTR DISTRIB,EQPT NES	95	200	143	657 SPECIAL YARN,TXTL,FABRIC	53	302	213
781 PASS.MOTOR VEHCLS,EX.BUS	552	1 937	1 355	661 LIME,CEMENT,CONSTR.MATRL	1 233	338	240
784 PARTS,TRACTORS,MOTOR VEH	40	125	86	662 CLAY,REFRCT,CONSTR.MATRL	2 122	387	275
792 AIRCRAFT,ASSOCTD.EQUIPNT	39	113	80	663 MINERAL MANUFACTURES,NES	1 523	1 279	898
821 FURNITURE,CUSHIONS,ETC.	207	245	175	665 GLASSWARE	486	298	207
831 TRUNK,SUIT-CASES,BAG,ETC	6	130	89	666 POTTERY	40	121	85
841 MENS,BOYS CLOTHNG,X-KNIT	9	50	34	671 PIG IRON,SPIEGELEISN,ETC	897	212	150
842 WOMEN,GIRL CLOTHNG,XKNIT		70	42	673 FLAT-ROLLED IRON ETC.	3 080	181	130
845 OTHR.TEXTILE APPAREL,NES	11	63	39	674 FLAT-ROLLED PLATED IRON	36 099	3 494	2 461
872 MEDICAL INSTRUMENTS NES	1	59	42	678 WIRE OF IRON OR STEEL	51	111	80
874 MEASURE,CONTROL INSTRMNT	9	91	63	682 COPPER	53	51	37
884 OPTICAL GOODS NES		58	41	683 NICKEL	3	69	45
892 PRINTED MATTER	59	109	75	684 ALUMINIUM	1 576	1 409	986
893 ARTICLES,NES,OF PLASTICS	1	47	34	692 CONTAINERS,STORAGE,TRNSP	519	975	663
897 GOLD,SILVERWARE,JEWL NES		593	417	694 NAILS,SCREWS,NUTS,ETC.	250	195	134
TURKS CAICOS				695 TOOLS	572	1 550	1 084
IMPORTS	32	39	26	696 CUTLERY	36	103	72
EXPORTS	1 939	390	269	699 MANUFACTS.BASE METAL,NES	627	831	581
112 ALCOHOLIC BEVERAGES	1 724	234	164	700 CPL IND PLANT (84/85/87)	60	454	296
DOMINIC REP				713 INTRNL COMBUS PSTN ENGIN	186	1 090	765
IMPORTS	498 781	152 814	107 118	716 ROTATING ELECTRIC PLANT	35	95	68
054 VEGETABLES	705	136	89	721 AGRIC.MACHINES,EX.TRACTR	231	396	264
057 FRUIT,NUTS EXCL.OIL NUTS	286 579	36 985	25 742	724 TEXTILE,LEATHER MACHINES	253	1 323	903
058 FRUIT,PRESERVED,PREPARED	3 075	565	401	725 PAPER,PULP MILL MACHINES	96	288	204
059 FRUIT,VEGETABLE JUICES	208	51	36	726 PRINTNG,BOOKBINDNG MACHS	317	1 906	1 332
071 COFFEE,COFFEE SUBSTITUTE	14 455	6 889	4 814	727 FOOD-PROCESS.MCH,NON DOM	328	1 287	903
072 COCCA	936	310	220	728 OTH.MACH,PTS,SPCL INDUST	1 216	2 084	1 445
098 EDIBLE PROD,PREPRTNS,NES	2 016	431	301	733 MACH-TOOLS,METAL-WORKING	3	70	49
111 NON-ALCOHOL, BEVERAGE,NES	126	72	53	735 PARTS,NES,FOR MACH-TOOLS	51	461	323
112 ALCOHOLIC BEVERAGES	102	47	32	737 METALWORKING MACHNRY NES	28	74	49
121 TOBACCO, UNMANUFACTURED	1 771	703	495	741 HEATING,COOLNG EQUIP,PART	287	1 398	997
122 TOBACCO, MANUFACTURED	279	3 306	2 316	742 PUMPS FOR LIQUIDS,PARTS	34	194	141
292 CRUDE VEG.MATERIALS, NES	377	202	144	743 PUMPS,NES,CENTRIFUGS ETC	324	927	645
667 PEARLS,PRECIOUS STONES		1 138	803	744 MECHANICAL HANDLING EQUIP	175	578	400
671 PIG IRON,SPIEGELEISN,ETC	185 224	90 050	63 340	745 OTH, NONELEC MCH, TOOL,NES	121	2 595	1 761
737 METALWORKING MACHNRY NES	47	386	273	746 BALL OR ROLLER BEARINGS	38	100	69
772 ELEC. SWITCH,RELAY,CIRCUIT	14	327	230	747 TAPS,COCKS,VALVES,ETC.	20	114	81
843 MENS,BOYS CLOTHING,KNIT	485	2 004	1 387	748 TRANSMISSIONS SHAFTS ETC	89	430	300
844 WOMEN,GIRLS CLOTHING,KNIT	70	346	234	749 NON-ELECT MACH,PARTS,ETC	15	493	347
845 OTHR.TEXTILE APPAREL,NES	708	2 902	2 033	751 OFFICE MACHINES	24	1 388	1 005
846 CLOTHING ACCESSRS,FABRIC	13	96	67	752 AUTOMATC.DATA PROC.EQUIP	4	108	76
848 CLOTHING,NONTXTL;HEADGEAR	18	212	147	753 PARTS,FOR OFFICE MACHINS	24	43	30
851 FOOTWEAR	61	249	175	772 ELEC. SWITCH,RELAY,CIRCUIT	12	204	140
872 MEDICAL INSTRUMENTS NES	668	3 980	2 788	774 ELECTRO-MEDCL,XRAY EQUIP	24	390	277
893 ARTICLES,NES,OF PLASTICS	23	46	32	775 DOM,ELEC,NON-ELEC,EQUIPT	13	53	38
894 BABY CARRIAGE,TOYS,GAMES	183	504	358	776 TRANSISTORS,VALVES,ETC.	3	87	63
896 WORKS OF ART,ANTIQUE ETC	25	184	128	778 ELECTRIC.MACH.APPART,NES	1 198	183	123
897 GOLD,SILVERWARE,JEWL NES		44	33	781 PASS.MOTOR VEHCLS,EX.BUS	1 394	4 708	3 246
EXPORTS	240 822	77 805	54 235	784 PARTS,TRACTORS,MOTOR VEH	361	882	612
001 LIVE ANIMALS	49	396	274	786 TRAILERS,SEMI-TRAILR,ETC	66	43	30
022 MILK AND CREAM	3 305	515	361	813 LIGHTNG FIXTURES ETC,NES	13	61	40
041 WHEAT, MESLIN, UNMILLED	18 400	312	213	872 MEDICAL INSTRUMENTS NES	20	397	279
048 CEREAL PREPARATIONS	8 388	591	416	874 MEASURE,CONTROL INSTRMNT	88	1 460	999
058 FRUIT,PRESERVED,PREPARED	76	65	45	881 PHOTOGRAPH APPAR,ETC,NES	1	168	122
061 SUGARS,MOLASSES,HONEY	2 218	109	73	882 PHOTO.CINEMATOGRPH.SUPPL	268	630	441
081 ANIMAL FEED STUFF	721	550	386	884 OPTICAL GOODS NES		182	130
098 EDIBLE PROD,PREPRTNS,NES	209	186	131	885 WATCHES AND CLOCKS	2	41	30
111 NON-ALCOHOL, BEVERAGE,NES	594	179	123	892 PRINTED MATTER	787	914	636
112 ALCOHOLIC BEVERAGES	3 620	649	453	893 ARTICLES,NES,OF PLASTICS	372	685	471
232 SYNTHETIC RUBBER, ETC.	185	84	57	894 BABY CARRIAGE,TOYS,GAMES	68	243	170
278 OTHER CRUDE MINERALS	3 989	83	57	895 OFFICE,STATIONERY SUPPLS	42	219	146
292 CRUDE VEG.MATERIALS, NES	248	497	344	897 GOLD,SILVERWARE,JEWL NES	36	82	59
334 PETROLEUM PRODUCTS	581	91	66	899 MISC MANUFCTRD GOODS NES		136	95
335 RESIDUAL PETROL.PRODUCTS	49 057	4 941	3 452	AM VIRGIN IS			
431 ANIMAL,VEG.FATS,OILS,NES	892	185	127	IMPORTS	31	63	38
512 ALCOHOL,PHENOL,ETC.DERIV	2 250	618	432	EXPORTS	3 146	2 208	1 529
513 CARBOXYLIC ACIDS,DERIVTS	1 272	346	235	112 ALCOHOLIC BEVERAGES	1 986	295	202
514 NITROGEN-FUNCT.COMPOUNDS	1 206	631	441	122 TOBACCO, MANUFACTURED	433	182	124
515 ORGANO-INOORGANIC COMPNDS	450	864	608	516 OTHER ORGANIC CHEMICALS	64	303	215
516 OTHER ORGANIC CHEMICALS	107	212	150	531 SYNTH.COLOURS,LAKES,ETC.	108	212	152
522 INORGANIC CHEM.ELEMENTS	1 145	348	240	665 GLASSWARE	65	182	122
523 METAL.SALTS,INOORGAN.ACID	30 200	2 237	1 555	666 POTTERY	26	179	124
531 SYNTH.COLOURS,LAKES,ETC.	374	1 039	734	742 PUMPS FOR LIQUIDS,PARTS	4	65	43
532 DYEING,TANNING MATERIALS	1 920	191	133	743 PUMPS,NES,CENTRIFUGS ETC	8	44	31
533 PIGMENTS, PAINTS, ETC.	1 191	700	487	812 PLUMBNG,SANITRY,EQPT,ETC	229	73	48
541 MEDICINES,ETC.EXC.GRP542	349	1 824	1 279	871 OPTICAL INSTRUMENTS,NES		65	48
542 MEDICAMENTS	679	2 468	1 725	885 WATCHES AND CLOCKS	2	207	145
551 ESSNTL.OIL,PERFUME,FLAVR	489	822	570	897 GOLD,SILVERWARE,JEWL NES	157	111	111
553 PERFUMERY,COSMETICS,ETC.	242	310	214	GUADELOUPE			
554 SOAP,CLEANERS,POLISH,ETC	5 420	1 125	782	IMPORTS	2 439	1 824	1 289
562 FERTILIZER,EXCEPT GRP272	15 173	634	445	057 FRUIT,NUTS EXCL.OIL NUTS	175	69	49
571 POLYMERS OF ETHYLENE	1 760	312	218	112 ALCOHOLIC BEVERAGES	2 091	279	200
572 POLYMERS OF STYRENE	1 258	115	82	713 INTRNL COMBUS PSTN ENGIN	24	104	74
573 POLYMERS,VINYL CHLORIDE	1 510	371	259	714 ENGINES,MOTORS,NON-ELECT	6	944	673
574 POLYACETAL,POLYCARBONATE	990	250	167	792 AIRCRAFT,ASSOCTD.EQUIPNT	2	43	30
575 OTH.PLASTIC,PRMARY FORM	4 163	1 322	912	EXPORTS	52 980	51 392	35 828
581 PLASTIC TUBE,PIPE,HOSE	122	554	391	048 CEREAL PREPARATIONS	126	87	62
582 PLASTIC PLATE,SHEETS,ETC	357	292	204	062 SUGAR CONFECTIONERY	115	84	59
591 INSECTICIDES, ETC.	2 922	3 780	2 654	278 OTHER CRUDE MINERALS	9 779	284	199
592 STARCHES,INULIN,ETC.	2 749	639	448	322 BRIQUETTES,LIGNITE,PEAT	5 483	75	52
597 PREPRD ADDITIVES,LIQUIDS	474	48	31	533 PIGMENTS, PAINTS, ETC.	1 169	494	338
598 MISC.CHEMICAL PROOTS,NES	3 604	2 049	1 436	553 PERFUMERY,COSMETICS,ETC.	95	99	70

7 IMPORTS AND EXPORTS (SPECIAL TRADE) BY COUNTRIES OF PRODUCTION AND CONSUMPTION AND BY GROUPS OF THE SITC-REV. III 1995

GROUP DESCRIPTION	DT = 100 KG	1 000 DM	1 000 \$	GROUP DESCRIPTION	DT = 100 KG	1 000 DM	1 000 \$
575 OTH.PLASTIC,PRIMARY FORM	275	64	45	727 FOOD-PROCESS.MCH.NON DOM	601	1 304	872
581 PLASTIC TUBE,PIPE,HOSE	40	47	32	728 OTH.MACH,PTS,SPCL INDUST	196	109	75
582 PLASTIC PLATE,SHEETS,ETC	170	143	98	743 PUMPS NES,CENTRIFUGS ETC	92	199	137
591 INSECTICIDES, ETC.	136	392	272	745 OTH.NONELEC MCH,TOOL,NES	196	910	638
625 RUBBER TYRES,TUBES,ETC.	2 285	1 470	1 028	747 TAPS,COCKS,VALVES,ETC.	19	109	76
629 ARTICLES OF RUBBER, NES	86	163	112	772 ELEC.SWITCH.RELAY.CIRCUIT	16	103	74
641 PAPER AND PAPERBOARD	398	94	65	778 ELECTRIC.MACH.APPART.NES	9	58	40
642 PAPER,PAPERBOARD,CUT ETC	5 843	2 897	2 047	874 MEASURE,CONTROL INSTRMNT	3	142	98
657 SPECIAL YARN,TXTL.FABRIC	29	95	66				
661 LIME,CEMENT,CONSTR.MATRL	1 551	71	50	MARTINIQUE			
662 CLAY,REFRCT.CONSTR.MATRL	2 746	195	135	IMPORTS	193 924	29 807	20 972
663 MINERAL MANUFACTURES,NES	35	61	45				
664 GLASS	20	69	48	057 FRUIT,NUTS EXCL.OIL NUTS	190 742	28 723	20 224
665 GLASSWARE	66	83	52	058 FRUIT,PRESERVED,PREPARED	2 903	365	256
674 FLAT-ROLLED PLATED IRON	1 760	227	157	792 AIRCRAFT,ASSOCTD.EQUIPNT		86	61
684 ALUMINIUM	468	560	391	872 MEDICAL INSTRUMENTS NES		56	40
691 METALLIC STRUCTURES NES	662	595	422				
695 TOOLS	38	126	88	EXPORTS	157 264	61 376	42 778
696 CUTLERY	39	159	112	022 MILK AND CREAM	511	62	43
697 HOUSEHOLD EQUIPMENT,NES	85	53	36	058 FRUIT,PRESERVED,PREPARED	233	130	87
699 MANUFACTS.BASE METAL,NES	173	300	198	062 SUGAR CONFECTIONERY	86	115	82
713 INTRNL COMBUS PSTN ENGIN	195	1 370	966	098 EDIBLE PROD.PREPRNTS,NES	640	539	375
718 OTH.POWR.GENRTNG.MACHNRY	2	47	31	278 OTHER CRUDE MINERALS	20 390	685	478
723 CIVIL ENGINEERING EQUIPT	110	184	132	322 BRIQUETTES,LIGNITE,PEAT	4 489	79	55
724 TEXTILE,LEATHER MACHINES	59	55	38	533 PIGMENTS, PAINTS, ETC.	289	350	249
725 PAPER,PULP MILL MACHINES	22	106	73	553 PERFUMERY,COSMETICS,ETC.	51	48	34
727 FOOD-PROCESS.MCH.NON DOM	33	254	178	562 FERTILIZER,EXCEPT GRP272	74 052	1 233	880
728 OTH.MACH,PTS,SPCL INDUST	12	125	87	581 PLASTIC TUBE,PIPE,HOSE	43	56	37
741 HEATING,COOLNG EQUIP,PART	20	278	198	582 PLASTIC PLATE,SHEETS,ETC	31	50	34
742 PUMPS FOR LIQUIDS,PARTS	111	502	346	591 INSECTICIDES, ETC.	294	821	563
743 PUMPS NES,CENTRIFUGS ETC	110	489	42	625 RUBBER TYRES,TUBES,ETC.	3 969	2 278	1 591
745 OTH.NONELEC MCH,TOOL,NES		61	80	629 ARTICLES OF RUBBER, NES	50	290	200
747 TAPS,COCKS,VALVES,ETC.	10	126	138	641 PAPER AND PAPERBOARD	3 433	523	365
748 TRANSMISSIONS SHAFTS ETC	6	201	70	642 PAPER,PAPERBOARD,CUT ETC	5 721	2 635	1 855
749 NON-ELECT MACH,PARTS,ETC	33	104	729	657 SPECIAL YARN,TXTL.FABRIC	19	83	58
751 OFFICE MACHINES	75	1 041	87	661 LIME,CEMENT,CONSTR.MATRL	1 000	48	34
752 AUTOMATC.DATA PROC.EQUIP	4	125	65	662 CLAY,REFRCT.CONSTR.MATRL	722	67	48
759 PARTS,FOR OFFICE MACHINS	4	100	88	663 MINERAL MANUFACTURES,NES	162	158	106
772 ELEC.SWITCH.RELAY.CIRCUIT	14	125	71	GLASS	29	79	53
774 ELECTRO-MEDCL.XRAY EQUIP	19	101	292	GLASSWARE	6 864	804	564
775 DOM.ELEC.NON-ELEC.EQUIPT	78	427	16 094	774 FLAT-ROLLED PLATED IRON	10 134	1 362	974
778 ELECTRIC.MACH.APPART.NES	10 265	23 085	3 064	679 TUBES,PIPES,ETC.IRON,STL	187	49	32
781 PASS.MOTOR VEHCLS.EX.BUS	2 778	4 367	421	684 ALUMINIUM	881	1 104	782
782 GOODS,SPCL TRANSPORT VEH	370	606	2 903	694 NAILS,SCREWS,NUTS,ETC.	9	46	30
783 ROAD MOTOR VEHICLES NES	1 445	4 169	73	695 TOOLS	51	113	82
784 PARTS,TRACTORS,MOTOR VEH	23	104	281	696 CUTLERY	19	98	70
785 CYCLES,MOTORCYCLES ETC.	1	403	30	699 MANUFACTS.BASE METAL,NES	75	239	160
792 AIRCRAFT,ASSOCTD.EQUIPNT	12	40	164	713 INTRNL COMBUS PSTN ENGIN	52	366	257
813 LIGHTING FIXTURES ETC.NES	234	236	81	716 ROTATING ELECTRIC PLANT	11	91	58
821 FURNITURE,CUSHIONS,ETC.	2	122	92	718 OTH.POWR.GENRTNG.MACHNRY	14	140	96
842 WOMEN,GRL CLOTHNG,XKNIT	41	129	158	721 AGRIC.MACHINES,EX.TRACTR	25	44	32
851 FOOTWEAR	31	221	142	722 TRACTORS	722	810	569
872 MEDICAL INSTRUMENTS NES	6	209	92	723 CIVIL ENGINEERING EQUIPT	356	372	251
874 MEASURE,CONTROL INSTRMNT	13	129	81	728 OTH.MACH,PTS,SPCL INDUST	737	1 908	1 297
882 PHOTO.CINEMATOGRPH.SUPPL	62	113	189	741 HEATING,COOLNG EQUIP,PART	7	89	60
892 PRINTED MATTER	733	268	261	742 PUMPS FOR LIQUIDS,PARTS	15	236	162
893 ARTICLES,NES,OF PLASTICS	50	378	216	743 PUMPS NES,CENTRIFUGS ETC	88	331	229
895 OFFICE,STATIONERY SUPPLS	114	114	79	744 MECHANICAL HANDLING EQUIP	157	543	375
897 GOLD,SILVERWARE,JEWL NES				745 OTH.NONELEC MCH,TOOL,NES	675	2 486	1 749
899 MISC MANUFCTRD GOODS NES				746 BALL OR ROLLER BEARINGS	16	93	56
ANTIGUA				747 TAPS,COCKS,VALVES,ETC.	8	165	115
IMPORTS	111	86	62	748 TRANSMISSIONS SHAFTS ETC	19	138	89
				749 NON-ELECT MACH.PARTS,ETC	5	200	143
EXPORTS	5 209	5 129	3 587	751 OFFICE MACHINES	40	117	82
022 MILK AND CREAM	1 702	293	204	752 AUTOMATC.DATA PROC.EQUIP	16	268	191
061 SUGARS,MOLASSES,HONEY	860	46	32	759 PARTS,FOR OFFICE MACHINS	5	214	149
553 PERFUMERY,COSMETICS,ETC.	52	49	35	772 ELEC.SWITCH.RELAY.CIRCUIT	4	98	61
664 GLASS	345	59	41	775 DOM.ELEC.NON-ELEC.EQUIPT	26	133	94
666 POTTERY	29	56	38	778 ELECTRIC.MACH.APPART.NES	488	679	456
695 TOOLS	3	49	35	781 PASS.MOTOR VEHCLS.EX.BUS	12 064	24 618	17 168
713 INTRNL COMBUS PSTN ENGIN	52	210	148	782 GOODS,SPCL TRANSPORT VEH	1 847	2 972	2 075
716 ROTATING ELECTRIC PLANT	31	79	56	783 ROAD MOTOR VEHICLES NES	461	1 207	850
725 PAPER,PULP MILL MACHINES	24	100	67	784 PARTS,TRACTORS,MOTOR VEH	1 490	4 527	3 157
726 PRINTNG,BOOKBINDNG MACHS	283	1 820	152	786 TRAILERS,SEMI-TRAILR,ETC	235	414	298
727 FOOD-PROCESS.MCH.NON DOM	29	219	152	792 AIRCRAFT,ASSOCTD.EQUIPNT	1	144	97
745 OTH.NONELEC MCH,TOOL,NES	12	126	90	821 FURNITURE,CUSHIONS,ETC.	502	701	488
793 SHIP,BOAT,FLOAT,STRUCTRS	430	1 013	728	872 MEDICAL INSTRUMENTS NES		53	35
897 GOLD,SILVERWARE,JEWL NES		44	30	874 MEASURE,CONTROL INSTRMNT	2	233	156
				884 OPTICAL GOODS NES		67	44
				892 PRINTED MATTER	36	94	60
				893 ARTICLES,NES,OF PLASTICS	678	813	561
				895 OFFICE,STATIONERY SUPPLS	39	48	30
				897 GOLD,SILVERWARE,JEWL NES		210	149
				899 MISC MANUFCTRD GOODS NES	235	254	179
DOMINICA							
IMPORTS	1 368	689	483	CAYMAN IS			
				IMPORTS	4 080	625	437
057 FRUIT,NUTS EXCL.OIL NUTS	673	77	53				
071 COFFEE,COFFEE SUBSTITUTE	187	114	81	251 PULP AND WASTE PAPER	4 000	519	364
292 CRUDE VEG.MATERIALS, NES	46	42	30	683 NICKEL	80	102	71
515 ORGANO-INORGANIC COMPNDS	100	152	109	EXPORTS	4 893	18 110	12 696
745 OTH.NONELEC MCH,TOOL,NES	6	51	35				
759 PARTS,FOR OFFICE MACHINS	18	140	97	022 MILK AND CREAM	600	185	132
				335 RESIDUAL PETROL.PRODUCTS	806	82	58
EXPORTS	4 930	5 454	3 771	515 ORGANO-INORGANIC COMPNDS	19	55	39
022 MILK AND CREAM	600	185	132	591 INSECTICIDES, ETC.	68	49	34
335 RESIDUAL PETROL.PRODUCTS	806	82	58	657 SPECIAL YARN,TXTL.FABRIC	97	52	37
515 ORGANO-INORGANIC COMPNDS	19	55	39	676 IRON,STL.BAR,SHAPES ETC.	559	190	127
591 INSECTICIDES, ETC.	68	49	34	691 METALLIC STRUCTURES NES	104	104	73
657 SPECIAL YARN,TXTL.FABRIC	97	52	37	695 TOOLS	15	47	33
676 IRON,STL.BAR,SHAPES ETC.	559	190	127	699 MANUFACTS.BASE METAL,NES	41	73	49
691 METALLIC STRUCTURES NES	104	104	73	711 STEAM GENER.BOILERS,ETC.	65	87	63
695 TOOLS	15	47	33	716 ROTATING ELECTRIC PLANT	24	45	30
699 MANUFACTS.BASE METAL,NES	41	73	49	725 PAPER,PULP MILL MACHINES	128	858	609
711 STEAM GENER.BOILERS,ETC.	65	87	33				
716 ROTATING ELECTRIC PLANT	24	45	30				
725 PAPER,PULP MILL MACHINES	128	858	609				

7 IMPORTS AND EXPORTS (SPECIAL TRADE) BY COUNTRIES OF PRODUCTION AND CONSUMPTION AND BY GROUPS OF THE SITC-REV. III 1985

GROUP DESCRIPTION	DT = 100 KG	1 000 DM	1 000 \$	GROUP DESCRIPTION	DT = 100 KG	1 000 DM	1 000 \$
JAMAICA				893 ARTICLES,NES,OF PLASTICS			
IMPORTS	2 498 588	82 958	58 104	EXPORTS	4 905	4 972	3 447
057 FRUIT,NUTS EXCL.OIL NUTS	2 127	511	350	591 INSECTICIDES, ETC.	67	174	121
059 FRUIT, VEGETABLE JUICES	1 729	438	312	635 WOOD MANUFACTURES, NES	10	65	46
075 SPICES	2 667	875	607	641 PAPER AND PAPERBOARD	323	53	36
112 ALCOHOLIC BEVERAGES	32 762	8 892	6 143	695 TOOLS	49	83	59
122 TOBACCO, MANUFACTURED	3	56	40	697 HOUSEHOLD EQUIPMENT,NES	90	114	80
285 ALUMINIUM ORE,CONCTR.ETC	2 233 645	55 358	38 989	699 MANUFACTS.BASE METAL,NES	326	196	137
288 NON-FERROUS WASTE,SCRAP	190	46	33	713 INTRNL COMBUS PSTN ENGIN	191	1 195	827
292 CRUDE VEG.MATERIALS, NES	843	490	345	745 OTH.NONELEC MCH,TOOL,NES	9	155	104
334 PETROLEUM PRODUCTS	220 381	2 686	1 875	747 TAPS,COCKS,VALVES,ETC.	24	73	49
551 ESSNTL.OIL,PERFUME,FLAVR	15	139	98	748 TRANSMISSIONS SHAFTS ETC	149	1 196	827
598 MISC.CHEMICAL PRODTS.NES	11	41	30	749 NON-ELECT MACH.PARTS,ETC	135	125	87
778 ELECTRIC.MACH.APPART.NES	24	56	40	751 OFFICE MACHINES	8	45	30
844 WOMEN,GIRLS CLOTHING.KNIT	32	189	130	781 PASS.MOTOR VEHCLS.EX.BUS	27	81	56
845 OTHR.TEXTILE APPAREL,NES	3 365	12 365	8 544	821 FURNITURE,CUSHIONS,ETC.	164	56	38
848 CLOTHING,NONTXTL;HEADGEAR	16	48	35	893 ARTICLES,NES,OF PLASTICS	726	523	370
851 FOOTWEAR	22	57	39				
874 MEASURE,CONTROL INSTRMNT		50	36	ST VINCENT			
894 BABY CARRIAGE,TOYS,GAMES	21	123	86				
896 WORKS OF ART,ANTIQUE ETC	1	45	31	IMPORTS	86	129	90
EXPORTS	60 306	35 713	24 859	EXPORTS	16 017	4 731	3 317
034 FISH,FRESH,CHILLED,FROZN	1 016	91	59	061 SUGARS,MOLASSES,HONEY	6 667	389	272
037 FISH ETC.PRPD,PRSD,NES	118	45	31	591 INSECTICIDES, ETC.	58	149	106
056 VEGETABLES,PRPD,PRSD,NES	78	82	58	662 CLAY,REFRCT.CONSTR.MATRL	212	43	30
112 ALCOHOLIC BEVERAGES	995	376	261	699 MANUFACTS.BASE METAL,NES	64	60	40
335 RESIDUAL PETROL.PRODUCTS	3 693	421	294	727 FOOD-PROCESS.MCH.NON DOM	11	130	91
512 ALCOHOL,PHENOL,ETC.DERIV	375	93	66	745 OTH.NONELEC MCH,TOOL,NES	8	49	35
513 CARBOXYLIC ACIDS,DERIVTS	283	102	73	764 TELECOMM.EQUIP.PARTS NES	3	300	200
515 ORGANO-INORGANIC COMPNDS	173	101	70	793 SHIP,BOAT,FLOAT.STRUCTRS	7 406	2 750	1 945
522 INORGANIC CHEM.ELEMENTS	894	278	195				
523 METAL.SALTS,INORGAN.ACID	5 294	357	247	BRIT VIRG IS			
531 SYNTH.COLOURS,LAKES,ETC.	83	260	182				
533 PIGMENTS, PAINTS, ETC.	214	331	228	IMPORTS	3	216	152
541 MEDICINES,ETC.EXC.GRP542	12	75	53	776 TRANSISTORS,VALVES,ETC.		210	148
542 MEDICAMENTS	29	201	138				
551 ESSNTL.OIL,PERFUME,FLAVR	96	141	97	EXPORTS	117 992	18 544	12 874
554 SOAP,CLEANERS,POLISH,ETC	701	182	125	073 CHOCOLATE,OTH.COCOA PREP	105	215	149
571 POLYMERS OF ETHYLENE	1 352	170	121	781 PASS.MOTOR VEHCLS.EX.BUS	25	62	44
575 OTH.PLASTIC,PRIMARY FORM	1 149	423	293	784 PARTS,TRACTORS,MOTOR VEH	18	81	57
582 PLASTIC PLATE,SHEETS,ETC	536	615	435	793 SHIP,BOAT,FLOAT.STRUCTRS	116 700	18 001	12 495
591 INSECTICIDES, ETC.	787	772	545				
592 STARCHES,INULIN,ETC.	526	209	147	BARBADOS			
597 PRPFD ADDITIVES,LIQUIDS	197	47	34	IMPORTS	935	3 132	2 198
598 MISC.CHEMICAL PRODTS.NES	269	228	160	112 ALCOHOLIC BEVERAGES	152	96	66
621 MATERIALS OF RUBBER	290	196	141	292 CRUDE VEG.MATERIALS, NES	73	58	39
625 RUBBER TYRES,TUBES,ETC.	808	463	331	695 TOOLS	245	543	375
629 ARTICLES OF RUBBER, NES	81	132	89	699 MANUFACTS.BASE METAL,NES	38	687	487
641 PAPER AND PAPERBOARD	3 219	816	569	726 PRINTNG,BOOKBINDNG MACHS	206	932	696
642 PAPER,PAPERBOARD,CUT ETC	197	207	143	728 OTH.MACH,PTS,SPCL INDUST	40	141	100
653 FABRICS,MAN-MADE FIBRES	296	186	122	778 ELECTRIC.MACH.APPART.NES	46	46	32
658 TEXTILE ARTICLES NES	1	45	30				
662 CLAY,REFRCT.CONSTR.MATRL	4 482	567	396	EXPORTS	23 528	18 854	13 127
663 MINERAL MANUFACTURES,NES	491	138	92	046 MEAL,FLOUR OF WHEAT,MSLN	6 665	256	173
664 GLASS	1 209	131	89	058 FRUIT,PRESERVED,PREPARED	186	87	60
665 GLASSWARE	1 072	190	133	059 FRUIT, VEGETABLE JUICES	1 192	376	266
666 POTTERY	21	71	52	098 EDIBLE PROD.PREPRTNS,NES	75	221	155
673 FLAT-ROLLED IRON ETC.	841	62	41	112 ALCOHOLIC BEVERAGES	196	95	68
674 FLAT-ROLLED PLATED IRON	1 712	253	180	335 RESIDUAL PETROL.PRODUCTS	484	45	32
679 TUBES,PIPES,ETC.IRON,STL	171	69	47	513 CARBOXYLIC ACIDS,DERIVTS	5	453	313
684 ALUMINIUM	967	894	613	514 NITROGEN-FUNCT.COMPOUNDS	71	912	639
691 METALLIC STRUCTURES NES	9 126	1 991	1 360	523 METAL.SALTS,INORGAN.ACID	380	84	60
692 CONTAINERS,STORAGE,TRNSP	461	184	129	533 PIGMENTS, PAINTS, ETC.	896	1 353	952
694 NAILS,SCREWS,NUTS,ETC.	157	143	100	541 MEDICINES,ETC.EXC.GRP542	13	77	51
695 TOOLS	114	283	196	542 MEDICAMENTS	302	456	321
699 MANUFACTS.BASE METAL,NES	280	362	253	571 POLYMERS OF ETHYLENE	1 800	271	187
713 INTRNL COMBUS PSTN ENGIN	46	294	204	575 OTH.PLASTIC,PRIMARY FORM	598	140	96
724 TEXTILE,LEATHER MACHINES	23	113	80	582 PLASTIC PLATE,SHEETS,ETC	44	44	32
725 PAPER,PULP MILL MACHINES	49	126	87	591 INSECTICIDES, ETC.	258	172	122
726 PRINTNG,BOOKBINDNG MACHS	120	767	545	592 STARCHES,INULIN,ETC.	24	45	31
727 FOOD-PROCESS.MCH.NON DOM	65	437	308	598 MISC.CHEMICAL PRODTS.NES	55	228	161
728 OTH.MACH,PTS,SPCL INDUST	22	229	160	625 RUBBER TYRES,TUBES,ETC.	180	53	37
741 HEATNG,COOLNG EQUIP,PART	9	107	76	629 ARTICLES OF RUBBER, NES	21	72	49
742 PUMPS FOR LIQUIDS,PARTS	85	485	343	641 PAPER AND PAPERBOARD	2 502	485	339
743 PUMPS NES,CENTRIFUGS ETC	205	562	395	642 PAPER,PAPERBOARD,CUT ETC	426	128	89
744 MECHANICAL HANDLNG EQUIP	1 581	1 708	1 157	653 FABRICS,MAN-MADE FIBRES	282	727	504
745 OTH.NONELEC MCH,TOOL,NES	115	1 010	692	657 SPECIAL YARN,TXTL.FABRIC	44	61	42
747 TAPS,COCKS,VALVES,ETC.	27	139	93	682 CONTAINERS,STORAGE,TRNSP	72	48	34
748 TRANSMISSIONS SHAFTS ETC	41	208	136	694 NAILS,SCREWS,NUTS,ETC.	58	72	49
749 NON-ELECT MACH.PARTS,ETC	146	1 314	923	695 TOOLS	24	52	36
771 ELECT POWER MACHNY,PARTS	550	406	281	696 CUTLERY	27	52	38
772 ELEC.SWITCH.RELAY.CIRCUIT	80	413	275	697 HOUSEHOLD EQUIPMENT,NES	62	66	46
773 ELECTR DISTRIB.EQPT NES	8 191	5 811	4 086	699 MANUFACTS.BASE METAL,NES	32	145	100
774 ELECTRO-MEDCL,XRAY EQUIP	10	591	404	712 STEAM TURBINES	57	461	319
778 ELECTRIC.MACH.APPART.NES	13	131	87	713 INTRNL COMBUS PSTN ENGIN	10	56	37
781 PASS.MOTOR VEHCLS.EX.BUS	1 135	3 862	2 726	726 PRINTNG,BOOKBINDNG MACHS	280	1 269	905
784 PARTS,TRACTORS,MOTOR VEH	106	492	338	727 FOOD-PROCESS.MCH.NON DOM	24	225	150
786 TRAILERS,SEMI-TRAILR,ETC	352	536	381	728 OTH.MACH,PTS,SPCL INDUST	6	42	31
792 AIRCRAFT,ASSOCTD.EQUIPNT	1	581	403	741 HEATNG,COOLNG EQUIP,PART	15	101	69
813 LIGHTNG FIXTURES ETC.NES	8	63	43	745 OTH.NONELEC MCH,TOOL,NES	6	107	73
821 FURNITURE,CUSHIONS,ETC.	453	273	189	747 TAPS,COCKS,VALVES,ETC.	13	49	33
872 MEDICAL INSTRUMENTS NES	22	292	204	748 TRANSMISSIONS SHAFTS ETC	515	844	585
874 MEASURE,CONTROL INSTRMNT	30	297	204	749 NON-ELECT MACH.PARTS,ETC	62	46	35
893 ARTICLES,NES,OF PLASTICS	65	175	121	751 OFFICE MACHINES	20	48	31
897 GOLD,SILVERWARE,JEWEL NES		128	90	752 AUTOMATC.DATA PROC.EQUIP	6	203	141
ST LUCIA				774 ELECTRO-MEDCL,XRAY EQUIP	20	249	162
IMPORTS	4 077	2 577	1 820	778 ELECTRIC.MACH.APPART.NES		46	31
112 ALCOHOLIC BEVERAGES	658	96	67	781 PASS.MOTOR VEHCLS.EX.BUS	1 120	5 245	3 652
292 CRUDE VEG.MATERIALS, NES	2 654	364	255				
713 INTRNL COMBUS PSTN ENGIN	87	169	121				
748 TRANSMISSIONS SHAFTS ETC	250	442	318				

7 IMPORTS AND EXPORTS (SPECIAL TRADE) BY COUNTRIES OF PRODUCTION AND CONSUMPTION AND BY GROUPS OF THE SITC-REV. III 1995

GROUP DESCRIPTION	DT = 100 KG	1 000 DM	1 000 \$	GROUP DESCRIPTION	DT = 100 KG	1 000 DM	1 000 \$
784 PARTS,TRACTORS,MOTOR VEH	37	186	128	746 BALL OR ROLLER BEARINGS	17	51	32
813 LIGHTING FIXTURES ETC.NES	22	59	42	747 TAPS,COCKS,VALVES,ETC.	49	466	324
872 MEDICAL INSTRUMENTS NES	35	109	76	748 TRANSMISSIONS SHAFTS ETC	266	601	417
874 MEASURE,CONTROL INSTRMNT	4	77	52	749 NON-ELECT MACH.PARTS,ETC	78	592	409
882 PHOTO.CINEMATOGRPH.SUPPL	79	158	111	751 OFFICE MACHINES	21	76	51
885 WATCHES AND CLOCKS	13	334	233	752 AUTOMATC.DATA PROC.EQUIP	6	127	90
893 ARTICLES,NES,OF PLASTICS	154	109	72	771 ELECT POWER MACHNY,PARTS	12	239	168
894 BABY CARRIAGE,TOYS,GAMES	19	92	62	772 ELEC.SWITCH.RELAY.CIRCUT	38	616	431
897 GOLD,SILVERWARE,JEWEL NES		408	286	773 ELECTR.DISTRIBT.EQPT NES	1 718	1 306	894
				774 ELECTRO-MEDCL,XRAY EQUIP	102	2 369	1 679
MONTSERRAT				776 TRANSISTORS,VALVES,ETC.	1	148	104
IMPORTS	27	81	57	778 ELECTRIC.MACH.APPART.NES	1 492	907	633
				781 PASS.MOTOR VEHCLS.EX.BUS	1 981	8 548	5 987
EXPORTS	249	232	162	782 GOODS,SPCL TRANSPORT VEH	124	188	131
728 OTH.MACH,PTS,SPCL INDUST	12	51	36	784 PARTS,TRACTORS,MOTOR VEH	32	151	105
				800 CPL IND PLANT CHAP 90/94	253	3 185	2 281
TRINIDAD TOB				813 LIGHTING FIXTURES ETC.NES	13	62	44
IMPORTS	318 308	42 844	28 938	821 FURNITURE,CUSHIONS,ETC.	254	345	237
034 FISH,FRESH,CHILLED,FROZN	237	85	61	851 FOOTWEAR	64	80	57
072 COCOA	170	68	46	871 OPTICAL INSTRUMENTS,NES		105	74
098 EDIBLE PROD.PREPRNTS,NES	172	118	77	872 MEDICAL INSTRUMENTS NES	33	334	234
112 ALCOHOLIC BEVERAGES	21 549	30 607	20 376	874 MEASURE,CONTROL INSTRMNT	82	1 199	849
278 OTHER CRUDE MINERALS	99 000	3 033	2 124	882 PHOTO.CINEMATOGRPH.SUPPL	63	171	120
292 CRUDE VEG.MATERIALS, NES	131	57	39	884 OPTICAL GOODS NES		104	74
512 ALCOHOL,PHENOL,ETC.DERIV	54 041	1 211	840	891 ARMS AND AMMUNITION	13	76	54
676 IRON,STL.BAR,SHAPES ETC.	142 733	7 097	4 979	893 ARTICLES,NES,OF PLASTICS	156	331	225
899 MISC MANUFCTRD GOODS NES	71	61	43	895 OFFICE,STATIONERY SUPPLS	29	112	79
				899 MISC MANUFCTRD GOODS NES	29	69	50
EXPORTS	167 298	118 169	82 875	941 COMPL IND PLANT CHAPT 99	9 922	3 182	2 189
022 MILK AND CREAM	960	304	219				
024 CHEESE AND CURD	4 437	1 289	906	GRENADA			
048 CEREAL PREPARATIONS	405	172	121	IMPORTS	8 040	3 139	2 188
061 SUGARS,MOLASSES,HONEY	4 237	206	144	075 SPICES	7 998	3 094	2 156
073 CHOCOLATE,OTH.COCOA PREP	315	94	67	EXPORTS	722	1 243	868
098 EDIBLE PROD.PREPRNTS,NES	155	125	88	515 ORGANO-INORGANIC COMPNDS	14	42	30
112 ALCOHOLIC BEVERAGES	236	74	53	573 POLYMERS,VINYL CHLORIDE	211	77	55
292 CRUDE VEG.MATERIALS, NES	43	68	46	763 SOUND RECORDER,PHONOGRPH		80	55
334 PETROLEUM PRODUCTS	461	68	49	774 ELECTRO-MEDCL,XRAY EQUIP	27	334	237
335 RESIDUAL PETROL.PRODUCTS	4 368	427	301	778 ELECTRIC.MACH.APPART.NES	3	42	31
421 FIXED VEG.FAT,OILS, SOFT	1 915	287	200	781 PASS.MOTOR VEHCLS.EX.BUS	14	131	87
512 ALCOHOL,PHENOL,ETC.DERIV	222	91	63	884 OPTICAL GOODS NES	38	44	30
514 NITROGEN-FUNCT.COMPOUNDS	56	61	44	893 ARTICLES,NES,OF PLASTICS		54	37
516 OTHER ORGANIC CHEMICALS	18	71	50	ARUBA			
522 INORGANIC CHEM.ELEMENTS	437	134	95	IMPORTS	28	75	54
523 METAL.SALTS,INORGAN.ACID	1 185	209	145	784 PARTS,TRACTORS,MOTOR VEH	27	63	45
531 SYNTH.COLOURS,LAKES,ETC.	26	78	55	EXPORTS	13 819	6 950	4 858
541 MEDICINES,ETC.EXC.GRP542	47	143	99	048 CEREAL PREPARATIONS	102	45	32
542 MEDICAMENTS	1 461	804	550	061 SUGARS,MOLASSES,HONEY	8 385	498	347
551 ESSNTL.OIL,PERFUME,FLAVR	59	252	176	111 NON-ALCOHOL.BEVERAGE,NES	302	49	34
553 PERFUMERY,COSMETICS,ETC.	270	290	201	112 ALCOHOLIC BEVERAGES	500	103	70
554 SOAP,CLEANERS,POLISH,ETC	508	193	136	542 MEDICAMENTS	51	507	356
562 FERTILIZER,EXCEPT GRP272	4 066	102	70	553 PERFUMERY,COSMETICS,ETC.	58	82	59
572 POLYMERS OF STYRENE	2 757	582	404	629 ARTICLES OF RUBBER, NES	144	265	186
575 OTH.PLASTIC,PRIMARY FORM	428	143	101	635 WOOD MANUFACTURES, NES	52	93	64
581 PLASTIC TUBE,PIPE,HOSE	16	54	37	664 GLASS	491	79	56
582 PLASTIC PLATE,SHEETS,ETC	1 232	1 136	794	695 TOOLS	20	43	30
591 INSECTICIDES, ETC.	719	790	559	697 HOUSEHOLD EQUIPMENT,NES	54	90	64
592 STARCHES,INULIN,ETC.	397	101	71	699 MANUFACTS.BASE METAL,NES	35	107	71
597 PREPRD ADDITIVES,LIQUIDS	170	77	51	722 TRACTORS	864	1 150	817
598 MISC.CHEMICAL PRDCTS,NES	134	280	194	728 OTH.MACH,PTS,SPCL INDUST	39	63	45
600 CPL IND PLANT CHAP 69-76	15 801	20 863	14 354	747 TAPS,COCKS,VALVES,ETC.	14	57	40
625 RUBBER TYRES,TUBES,ETC.	563	87	58	749 NON-ELECT MACH.PARTS,ETC		74	52
629 ARTICLES OF RUBBER, NES	29	176	124	772 ELEC.SWITCH.RELAY.CIRCUT	12	44	31
641 PAPER AND PAPERBOARD	3 158	846	594	773 ELECTR.DISTRIBT.EQPT NES	591	288	199
642 PAPER,PAPERBOARD,CUT ETC	608	320	223	778 ELECTRIC.MACH.APPART.NES	310	509	358
655 KNIT.CROCHET.FABRIC NES	114	56	39	781 PASS.MOTOR VEHCLS.EX.BUS	57	198	139
657 SPECIAL YARN,TXTL.FABRIC	56	137	93	786 TRAILERS,SEMI-TRAILR,ETC	56	282	202
661 LIME,CEMENT,CONSTR.MATRL	44 320	877	615	813 LIGHTING FIXTURES ETC.NES	25	66	46
662 CLAY,REFRCT.CONSTR.MATRL	11 102	1 646	1 165	842 WOMEN,GIRL CLOTHNG,XKNIT	2	132	87
663 MINERAL MANUFACTURES,NES	2 763	460	326	851 FOOTWEAR	20	154	109
664 GLASS	784	135	94	884 OPTICAL GOODS NES	3	121	84
665 GLASSWARE	92	105	72	885 WATCHES AND CLOCKS	131	46	33
673 FLAT-ROLLED IRON ETC.	4 867	400	277	893 ARTICLES,NES,OF PLASTICS		105	75
674 FLAT-ROLLED PLATED IRON	14 793	1 515	1 047	897 GOLD,SILVERWARE,JEWEL NES		491	347
676 IRON,STL.BAR,SHAPES ETC.	341	70	49	899 MISC MANUFCTRD GOODS NES	33	67	45
679 TUBES,PIPES,ETC.IRON,STL	1 006	318	223				
682 COPPER	254	211	140	NETH ANTILL			
684 ALUMINIUM	55	93	64	IMPORTS	167 273	26 182	18 367
692 CONTAINERS,STORAGE,TRNSP	50	90	62	034 FISH,FRESH,CHILLED,FROZN	890	248	175
694 NAILS,SCREWS,NUTS,ETC.	39	46	32	042 RICE	134 859	14 246	10 052
695 TOOLS	187	884	617	048 CEREAL PREPARATIONS	23 109	10 152	7 081
696 CUTLERY	22	84	57	334 PETROLEUM PRODUCTS	8 137	707	484
699 MANUFACTS.BASE METAL,NES	1 014	762	535	542 FOOD-PROCESS.MCH.NON DOM	3	50	35
700 CPL IND PLANT (84/85/87)	13 833	41 008	29 120	781 PASS.MOTOR VEHCLS.EX.BUS	34	133	94
712 STEAM TURBINES	96	1 209	857	842 WOMEN,GIRL CLOTHNG,XKNIT	28	181	128
713 INTRNL COMBUS PSTN ENGIN	103	991	676	874 MEASURE,CONTROL INSTRMNT		45	32
716 ROTATING ELECTRIC PLANT	137	367	262	EXPORTS	1 622 553	61 651	42 990
718 OTH.POWR.GENRTNG.MACHNRY	9	76	54	012 OTHER MEAT, MEAT OFFAL	255	98	68
723 CIVIL ENGINEERING EQUIPT	15	80	56	022 MILK AND CREAM	7 882	874	606
725 PAPER,PULP MILL MACHINES	33	232	156	048 CEREAL PREPARATIONS		67	46
726 PRINTNG,BOOKBINDNG MACHS	136	928	669	059 FRUIT,VEGETABLE JUICES	856	111	79
727 FOOD-PROCESS.MCH.NON DOM	49	268	187	061 SUGARS,MOLASSES,HONEY	4 300	231	164
728 OTH.MACH,PTS,SPCL INDUST	136	663	462	062 SUGAR CONFECTIONERY	350	122	85
731 METAL REMOVAL WORK TOOLS	189	1 236	869	111 NON-ALCOHOL.BEVERAGE,NES	2 431	339	244
733 MACH-TOOLS,METAL-WORKING	45	270	191	112 ALCOHOLIC BEVERAGES	410	112	78
735 PARTS,NES,FOR MACH-TOOLS	119	322	230				
737 METALWORKING MACHNRY NES	246	818	577				
741 HEATING,COOLING EQUIP,PART	132	541	384				
742 PUMPS FOR LIQUIDS,PARTS	21	343	234				
743 PUMPS NES,CENTRIFUGS ETC	70	704	488				
744 MECHANICAL HANDLING EQUIP	183	777	550				
745 OTH.NONELEC MCH,TOOL,NES	151	1 525	1 058				

7 IMPORTS AND EXPORTS (SPECIAL TRADE) BY COUNTRIES OF PRODUCTION AND CONSUMPTION AND BY GROUPS OF THE SITC-REV. III 1995

GROUP DESCRIPTION	DT = 100 KG	1 000 DM	1 000 \$	GROUP DESCRIPTION	DT = 100 KG	1 000 DM	1 000 \$
278 OTHER CRUDE MINERALS	6 495	152	102	514 NITROGEN-FUNCT.COMPOUNDS	1 971	698	489
334 PETROLEUM PRODUCTS	1 539 448	23 689	16 619	515 ORGANO-INORGANIC COMPNDS	51	71	50
513 CARBOXYLIC ACIDS, DERIVTS	693	208	147	523 METAL SALTS, INORGAN. ACID	215	52	37
522 INORGANIC CHEM. ELEMENTS	776	79	54	582 PLASTIC PLATE, SHEETS, ETC	414	225	155
533 PIGMENTS, PAINTS, ETC.	152	81	58	591 INSECTICIDES, ETC.	799	154	110
541 MEDICINES, ETC. EXC. GRP542	69	209	144	592 STARCHES, INULIN, ETC.	5 750	3 873	2 705
542 MEDICAMENTS	86	381	265	611 LEATHER	12	105	74
553 PERFUMERY, COSMETICS, ETC.	112	202	142	629 ARTICLES OF RUBBER, NES	2	45	30
554 SOAP, CLEANERS, POLISH, ETC	293	129	92	651 TEXTILE YARN	2 444	1 346	920
575 OTH. PLASTIC, PRIMARY FORM	46	45	32	652 COTTON FABRICS, WOVEN	447	762	532
581 PLASTIC TUBE, PIPE, HOSE	44	59	42	657 SPECIAL YARN, TXTL. FABRIC	348	250	176
582 PLASTIC PLATE, SHEETS, ETC	125	69	45	658 TEXTILE ARTICLES NES	12 229	16 101	11 212
591 INSECTICIDES, ETC.	59	167	116	666 POTTERY	5 842	922	644
592 STARCHES, INULIN, ETC.	165	93	66	667 PEARLS, PRECIOUS STONES	1	4 860	3 401
597 PREPRD ADDITIVES, LIQUIDS	840	437	307	671 PIG IRON, SPIEGELEISN, ETC	55 700	29 222	20 456
598 MISC. CHEMICAL PRODS. NES	436	161	110	712 STEAM TURBINES	10	80	53
621 MATERIALS OF RUBBER	119	133	90	713 INTRNL COMBUS PSTN ENGIN	213	3 200	2 318
629 ARTICLES OF RUBBER, NES	33	152	103	726 PRINTNG, BOOKBINDNG MACHS	13	107	74
635 WOOD MANUFACTURES, NES	89	127	91	728 OTH. MACH. PTS, SPCL INDUST		44	31
641 PAPER AND PAPERBOARD	2 765	669	468	745 OTH. NONELEC MCH. TOOL, NES	298	655	451
642 PAPER, PAPERBOARD, CUT ETC	249	187	132	764 TELECOMM. EQUIP. PARTS NES	10	287	197
653 FABRICS, MAN-MADE FIBRES	12	55	38	772 ELEC. SWITCH. RELAY. CIRCUIT	6	65	45
657 SPECIAL YARN, TXTL. FABRIC	61	70	44	778 ELECTRIC. MACH. APPART. NES		49	35
662 CLAY, REFRCT. CONSTR. MATRL	521	58	42	791 RAILWAY VEHICLES. EQUIPNT	1 139	431	313
663 MINERAL MANUFACTURES, NES	90	63	58	792 AIRCRAFT, ASSOCTD. EQUIPNT		84	44
664 GLASS	949	130	88	821 FURNITURE, CUSHIONS, ETC.	129	296	205
665 GLASSWARE	459	220	151	831 TRUNK, SUIT-CASES, BAG, ETC	1 769	7 712	5 406
666 POTTERY	55	398	281	841 MENS, BOYS CLOTHING, X-KNIT	3 358	9 447	6 586
667 PEARLS, PRECIOUS STONES		98	71	842 WOMEN, GIRL CLOTHING, X-KNIT	562	2 854	1 980
676 IRON, STL. BAR, SHAPES ETC.	7 671	554	385	843 MENS, BOYS CLOTHING, KNIT		10	55
679 TUBES, PIPES, ETC. IRON, STL	7 053	1 112	766	844 WOMEN, GIRLS CLOTHING, KNIT		33	177
682 COPPER	53	154	105	845 OTHR. TEXTILE APPAREL, NES	290	1 458	1 012
693 WIRE PRODUCTS EXCL. ELECT	350	238	167	848 CLOTHING, NONTXLT; HEADGEAR	74	302	211
694 NAILS, SCREWS, NUTS, ETC.	71	51	38	851 FOOTWEAR	3 569	15 291	10 712
695 TOOLS	151	358	249	871 OPTICAL INSTRUMENTS, NES	5	317	212
696 CUTLERY	63	189	132	873 METERS, COUNTERS, NES		52	36
697 HOUSEHOLD EQUIPMENT, NES	176	237	169	874 MEASURE, CONTROL INSTRMNT	3	153	101
699 MANUFACT. BASE METAL, NES	367	489	340	892 PRINTED MATTER	268	478	336
712 STEAM TURBINES		88	61	893 ARTICLES, NES, OF PLASTICS	33	72	51
713 INTRNL COMBUS PSTN ENGIN	26	109	77	894 BABY CARRIAGE, TOYS, GAMES	524	831	581
716 ROTATING ELECTRIC PLANT	854	1 331	927	895 OFFICE, STATIONERY SUPPLS	20	72	49
718 OTH. POWR. GENRTNG. MACHNRY	25	325	225	897 GOLD, SILVERWARE, JEWEL NES	14	602	422
728 OTH. MACH. PTS, SPCL INDUST	462	852	598	898 MUSICAL INSTRUMENTS, ETC.	18	57	39
741 HEATING, COOLING EQUIP, PART	205	675	467	899 MISC MANUFCTRD GOODS NES	315	282	196
742 PUMPS FOR LIQUIDS, PARTS	32	201	139	971 GOLD, NONMONTY EXCL ORES		678	482
743 PUMPS NES, CENTRIFUGS ETC	34	765	541				
744 MECHANICAL HANDLING EQUIP	164	307	216	EXPORTS	2 381 446	1 001 455	698 922
745 OTH. NONELEC MCH. TOOL, NES	79	346	239	001 LIVE ANIMALS	707	2 052	1 436
747 TAPS, COCKS, VALVES, ETC.	26	194	134	022 MILK AND CREAM	1 652	475	338
748 TRANSMISSIONS SHAFTS ETC	19	190	135	037 FISH ETC. PREPD, PRSVD. NES	85	84	58
749 NON-ELECT MACH. PARTS, ETC	12	202	139	047 OTHER CEREAL MEAL, FLOURS	60	41	30
751 OFFICE MACHINES	24	67	48	048 CEREAL PREPARATIONS	20 405	1 439	1 019
763 SOUND RECORDER, PHONOGRPH	12	73	50	056 VEGETABLES, PRPD, PRSVD, NES	194	340	242
764 TELECOMM. EQUIP. PARTS NES	82	266	914	061 SUGARS, MOLASSES, HONEY	436	91	85
771 ELECT POWER MACHNY. PARTS	147	206	146	073 CHOCOLATE, OTH. COCOA PREP	74	92	64
772 ELEC. SWITCH. RELAY. CIRCUIT	112	438	304	081 ANIMAL FEED STUFF	1 669	1 161	817
773 ELECTR DISTRIB. EQPT NES	825	447	311	098 EDIBLE PROD. PREPRTNS, NES	306	726	508
775 DOM. ELEC. NON-ELEC. EQUIPT	90	243	167	111 NON-ALCOHOL. BEVERAGE, NES	284	60	42
778 ELECTRIC. MACH. APPART. NES	30	177	124	112 ALCOHOLIC BEVERAGES	5 794	974	675
781 PASS. MOTOR VEHCLS. EX. BUS	818	2 660	1 825	232 SYNTHETIC RUBBER, ETC.	16 519	4 455	3 121
784 PARTS, TRACTORS, MOTOR VEH	41	218	149	251 PULP AND WASTE PAPER	3 543	696	489
793 SHIP, BOAT, FLOAT. STRUCTRS	20 311	7 234	4 952	266 SYNTHETIC FIBRES	7 219	2 187	1 535
813 LIGHTING FIXTURES ETC. NES	205	550	387	273 STONE, SAND AND GRAVEL	1 869	71	51
821 FURNITURE, CUSHIONS, ETC.	1 074	587	409	278 OTHER CRUDE MINERALS	18 334	402	278
831 TRUNK, SUIT-CASES, BAG, ETC	11	84	58	285 ALUMINIUM ORE, CONCTR. ETC	1 274	171	120
841 MENS, BOYS CLOTHING, X-KNIT	60	741	522	291 CRUDE ANIMAL MATERLS. NES	27	117	82
842 WOMEN, GIRL CLOTHING, X-KNIT	13	567	383	292 CRUDE VEG. MATERIALS, NES	2 040	2 732	1 907
843 MENS, BOYS CLOTHING, KNIT	8	42	30	334 PETROLEUM PRODUCTS	1 433	355	243
845 OTHR. TEXTILE APPAREL, NES	13	224	154	335 RESIDUAL PETROL. PRODUCTS	15 290	1 560	1 094
848 CLOTHING, NONTXLT; HEADGEAR	20	50	35	411 ANIMAL OILS AND FATS	246	191	133
851 FOOTWEAR	23	171	119	431 ANIMAL, VEG. FATS, OILS, NES	2 794	575	398
872 MEDICAL INSTRUMENTS NES	6	150	102	511 HYDROCARBONS, NES, DERIVTS	3 891	1 199	838
874 MEASURE, CONTROL INSTRMNT	120	895	618	512 ALCOHOL, PHENOL, ETC. DERIV	27 093	5 723	4 027
884 OPTICAL GOODS NES	1	232	164	513 CARBOXYLIC ACIDS, DERIVTS	26 188	9 650	6 728
885 WATCHES AND CLOCKS	7	98	66	514 NITROGEN-FUNCT.COMPOUNDS	51 877	30 706	21 376
891 ARMS AND AMMUNITION	3	235	139	515 ORGANO-INORGANIC COMPNDS	7 923	29 642	20 694
892 PRINTED MATTER	110	199	719	516 OTHER ORGANIC CHEMICALS	13 666	10 616	7 411
893 ARTICLES, NES, OF PLASTICS	1 765	1 009	94	522 INORGANIC CHEM. ELEMENTS	26 122	6 284	4 386
894 BABY CARRIAGE, TOYS, GAMES	20	135	99	523 METAL. SALTS, INORGAN. ACID	15 504	3 131	2 147
895 OFFICE, STATIONERY SUPPLS	11	54	39	524 OTHER CHEMICAL COMPOUNDS	498	182	125
897 GOLD, SILVERWARE, JEWEL NES		1 737	1 220	531 SYNTH. COLOURS, LAKES, ETC.	7 415	22 655	15 821
898 MUSICAL INSTRUMENTS, ETC.	117	307	212	532 DYEING, TANNING MATERIALS	4 979	935	654
899 MISC MANUFCTRD GOODS NES	78	133	94	533 PIGMENTS, PAINTS, ETC.	14 078	10 148	7 080
				541 MEDICINES, ETC. EXC. GRP542	3 135	34 675	24 273
				542 MEDICAMENTS	3 337	14 121	9 879
				551 ESSNTL. OIL, PERFUME, FLAVR	692	2 448	1 706
				553 PERFUMERY, COSMETICS, ETC.	376	1 892	1 327
				564 SOAP, CLEANERS, POLISH, ETC	23 119	8 575	5 979
				565 FERTILIZER, EXCEPT GRP272	1 431 110	25 774	17 838
				571 POLYMERS OF ETHYLENE	4 625	983	685
				572 POLYMERS OF STYRENE	8 058	1 794	1 258
				573 POLYMERS, VINYL CHLORIDE	31 788	5 111	3 535
				574 POLYACETAL, POLYCARBONATE	4 817	2 673	1 888
				575 OTH. PLASTIC, PRIMARY FORM	30 134	16 898	11 798
				581 PLASTIC TUBE, PIPE, HOSE	584	1 812	1 267
				582 PLASTIC PLATE, SHEETS, ETC	6 364	5 255	3 677
				583 MONOFILAMENT OF PLASTICS	129	212	147
				591 INSECTICIDES, ETC.	22 857	27 974	19 544
				592 STARCHES, INULIN, ETC.	20 791	3 668	2 572
				597 PREPRD ADDITIVES, LIQUIDS	6 418	2 404	1 683
				598 MISC. CHEMICAL PRODS. NES	45 713	20 784	14 482
				612 MANUFACT. LEATHER ETC. NES	9	78	53
				621 MATERIALS OF RUBBER	1 548	669	469
				625 RUBBER TYRES, TUBES, ETC.	248	1 074	744
				629 ARTICLES OF RUBBER, NES	248	1 140	792
				634 VENEERS, PLYWOOD, ETC.	188	94	66
				635 WOOD MANUFACTURES, NES	27	45	31

COLOMBIA

IMPORTS

001 LIVE ANIMALS	13	48	34
034 FISH, FRESH, CHILLED, FROZN	2 095	2 193	1 529
036 CRUSTACEANS, MOLLUSCS ETC	88	131	93
037 FISH ETC. PREPD, PRSVD. NES	7 507	3 237	2 267
054 VEGETABLES	1 674	598	411
057 FRUIT, NUTS EXCL. OIL NUTS	2 633 613	301 322	210 777
058 FRUIT, PRESERVED, PREPARED	4 115	581	404
059 FRUIT, VEGETABLE JUICES	4 502	1 912	1 324
071 COFFEE, COFFEE SUBSTITUTE	2 041 400	1 143 885	798 391
072 COCOA	214	52	34
121 TOBACCO, UNMANUFACTURED	1 703	1 394	981
211 HIDES, SKINS (EX. FURS), RAW	16	147	101
222 OILSEED (SFT. FIX VEG. OIL)	1 435	303	214
263 COTTON	8 437	838	584
282 FERROUS WASTE AND SCRAP	1 232	179	118
288 NON-FERROUS WASTE, SCRAP	492	90	62
291 CRUDE ANIMAL MATERLS. NES	1 288	1 196	835
292 CRUDE VEG. MATERIALS, NES	31 742	28 699	19 972
321 COAL, NOT AGGLOMERATED	9 963 642	65 888	45 824
322 BRIQUETTES, LIGNITE, PEAT	7 497	104	74

7 IMPORTS AND EXPORTS (SPECIAL TRADE) BY COUNTRIES OF PRODUCTION AND CONSUMPTION AND BY GROUPS OF THE SITC-REV. III 1995

GROUP DESCRIPTION	DT = 100 KG	1 000 DM	1 000 \$	GROUP DESCRIPTION	DT = 100 KG	1 000 DM	1 000 \$
641 PAPER AND PAPERBOARD	52 743	10 766	7 564	895 OFFICE, STATIONERY SUPPLS	872	5 016	3 514
642 PAPER, PAPERBOARD, CUT ETC	5 720	2 233	1 580	896 WORKS OF ART, ANTIQUE ETC		904	643
651 TEXTILE YARN	1 314	2 207	1 555	897 GOLD, SILVERWARE, JEWEL NES		1 693	1 195
652 COTTON FABRICS, WOVEN	1 207	2 152	1 524	898 MUSICAL INSTRUMENTS, ETC.	707	3 240	2 265
653 FABRICS, MAN-MADE FIBRES	1 099	3 044	2 125	899 MISC MANUFACTURED GOODS NES	522	3 823	2 659
654 OTH. TEXTILE FABRIC, WOVEN	18	139	96				
655 KNIT, CROCHET, FABRIC NES	152	694	484	VENEZUELA			
656 TULLE, LACE, EMBROIDRY, ETC	30	338	234				
657 SPECIAL YARN, TEXTILE FABRIC	2 201	3 679	2 556	IMPORTS	43 646 607	793 635	555 227
658 TEXTILE ARTICLES NES	410	514	354				
659 FLOOR COVERINGS, ETC.	29	85	58	034 FISH, FRESH, CHILLED, FROZEN	23	211	146
661 LIME, CEMENT, CONSTR. MATRL	2 840	60	40	037 FISH ETC. PREP, PRSVD. NES	264	148	106
662 CLAY, REFRCT. CONSTR. MATRL	23 588	2 555	1 801	057 FRUIT, NUTS EXCL. OIL NUTS	136 995	13 174	9 242
663 MINERAL MANUFACTURES, NES	2 686	2 083	1 466	058 FRUIT, PRESERVED, PREPARED	1 172	156	110
664 GLASS	5 760	1 221	862	059 FRUIT, VEGETABLE JUICES	3 382	779	539
665 GLASSWARE	1 794	2 140	1 496	071 COFFEE, COFFEE SUBSTITUTE	11 738	6 728	4 694
666 POTTERY	158	345	244	072 COCOA	10 582	2 804	1 977
667 PEARLS, PRECIOUS STONES		290	199	222 OILSEED (SFT. FIX VEG. OIL)	7 502	1 575	1 094
671 PIG IRON, SPIEGELEISN, ETC	4 664	601	424	267 OTHER MAN-MADE FIBRES	71	202	143
672 INGOTS ETC. IRON OR STEEL	530	175	125	282 FERROUS WASTE AND SCRAP	2 906	401	264
673 FLAT-ROLLED IRON ETC.	112 503	9 660	6 736	288 NON-FERROUS WASTE, SCRAP	744	141	97
674 FLAT-ROLLED PLATED IRON	3 560	433	305	291 CRUDE ANIMAL MATERIALS, NES	640	73	50
675 FLAT-ROLLED, ALLOY STEEL	36 732	8 477	5 907	292 CRUDE VEG. MATERIALS, NES	262	365	257
676 IRON, STL. BAR, SHAPES ETC.	9 912	1 908	1 342	321 COAL, NOT AGGLOMERATED	1 930 055	13 191	9 209
677 RAILWAY TRACK IRON, STEEL	615	271	183	333 PETROLEUM OILS, CRUDE	38 861 493	610 049	426 950
678 WIRE OF IRON OR STEEL	421	189	128	334 PETROLEUM PRODUCTS	2 064 694	26 087	18 099
679 TUBES, PIPES, ETC. IRON, STL	1 930	1 454	1 032	335 RESIDUAL PETROL. PRODUCTS	123 620	2 894	2 022
682 COPPER	1 539	1 325	930	421 FIXED VEG. FAT, OILS, SOFT	1 788	835	580
683 NICKEL	116	418	297	512 ALCOHOL, PHENOL, ETC. DERIV	42 665	2 138	1 422
684 ALUMINIUM	11 896	7 633	5 375	514 NITROGEN-FUNCT. COMPOUNDS	908	312	216
687 TIN	22	48	35	522 INORGANIC CHEM. ELEMENTS	20 093	2 136	1 504
689 MISC. NON-FERR. BASE METAL	10	186	131	524 OTHER CHEMICAL COMPOUNDS	51 113	3 674	2 544
691 METALLIC STRUCTURES NES	1 193	1 188	834	531 SYNTH. COLOURS, LAKES, ETC.	30	113	81
692 CONTAINERS, STORAGE, TRNSP	12 422	20 692	14 515	533 PIGMENTS, PAINTS, ETC.	280	134	91
693 WIRE PRODUCTS EXCL. ELECT	77	366	253	598 MISC. CHEMICAL PRODS. NES	5 032	514	362
694 NAILS, SCREWS, NUTS, ETC.	396	916	634	611 LEATHER		141	96
695 TOOLS	2 237	7 045	4 921	625 RUBBER TYRES, TUBES, ETC.	103	64	46
696 CUTLERY	309	988	689	658 TEXTILE ARTICLES NES	168	234	166
697 HOUSEHOLD EQUIPMENT, NES	220	708	489	666 POTTERY	38	48	34
698 MANUFACT. BASE METAL, NES	4 316	6 062	4 217	687 PEARLS, PRECIOUS STONES	17	365	253
700 CPL. IND. PLANT (84/85/87)	6 357	9 767	6 856	671 PIG IRON, SPIEGELEISN, ETC	57 350	3 226	2 290
711 STEAM GENER. BOILERS, ETC.	57	102	70	684 ALUMINIUM	298 286	83 337	58 344
712 STEAM TURBINES	13	719	507	693 WIRE PRODUCTS EXCL. ELECT	2 100	692	497
713 INTRNL COMBUS PSTN ENGIN	1 693	13 380	9 306	695 TOOLS	10	63	46
714 ENGINES, MOTORS NON-ELECT	63	4 169	2 964	697 HOUSEHOLD EQUIPMENT, NES	143	146	99
716 ROTATING ELECTRIC PLANT	1 836	4 326	3 016	699 MANUFACT. BASE METAL, NES	795	275	189
718 OTH. POWR. GENRTNG. MACHNRY	627	5 896	4 084	716 ROTATING ELECTRIC PLANT	65	162	117
721 AGRIC. MACHINES, EX. TRACTR	261	846	601	743 PUMPS NES, CENTRIFUGS ETC	127	1 496	1 066
723 CIVIL ENGINEERING EQPMT	7 844	10 872	7 414	744 MECHANICAL HANDLING EQUIP	885	745	510
724 TEXTILE, LEATHER MACHINES	5 631	29 266	20 555	745 OTH. NONELEC MCH, TOOL, NES	170	50	36
725 PAPER, PULP MILL MACHINES	3 319	8 809	6 194	748 TRANSMISSIONS SHAFTS ETC	101	201	141
726 PRINTNG, BOOKBINDNG MACHS	3 186	18 132	12 691	764 TELECOMM. EQUIP. PARTS NES	18	380	269
727 FOOD-PROCESS. MCH. NON DOM	967	5 667	3 967	771 ELECT POWER MACHNRY. PARTS	2 307	6 702	4 737
728 OTH. MACH. PTS, SPCL INDUSTR	10 810	35 372	24 631	782 GOODS, SPCL. TRANSPORT VEH	39	139	92
731 METAL REMOVAL WORK TOOLS	412	1 414	989	845 OTH. TEXTILE APPAREL, NES	41	229	160
733 MACH-TOOLS, METAL-WORKING	1 956	4 739	3 212	874 MEASURE, CONTROL INSTRMNT	5	109	74
735 PARTS, NES, FOR MACH-TOOLS	134	952	660	885 WATCHES AND CLOCKS		92	65
737 METALWORKING MACHNRY NES	341	1 407	981	893 ARTICLES, NES, OF PLASTICS	73	219	154
741 HEATING, COOLING EQUIP. PART	3 062	11 624	8 016				
742 PUMPS FOR LIQUIDS, PARTS	650	4 890	3 398	EXPORTS	2 334 717	1 020 690	701 502
743 PUMPS NES, CENTRIFUGS ETC	2 671	9 177	6 427				
744 MECHANICAL HANDLING EQUIP	6 620	10 754	7 400	001 LIVE ANIMALS	23	151	106
745 OTH. NONELEC MCH, TOOL, NES	11 829	70 651	49 293	022 MILK AND CREAM	3 996	1 266	903
746 BALL OR ROLLER BEARINGS	438	1 685	1 167	024 CHEESE AND CURD	725	343	243
747 TAPS, COCKS, VALVES, ETC.	860	4 474	3 105	037 FISH ETC. PREP, PRSVD. NES	11	66	49
748 TRANSMISSIONS SHAFTS ETC	2 540	7 342	5 164	041 WHEAT, MESLIN, UNMILLED	807 635	16 547	11 497
749 NON-ELECT MACH. PARTS, ETC	905	7 848	5 506	048 CEREAL PREPARATIONS	259 084	11 209	7 835
751 OFFICE MACHINES	300	1 112	789	054 VEGETABLES	5 859	1 042	716
752 AUTOMATC. DATA PROC. EQUIP	353	6 822	4 754	057 FRUIT, NUTS EXCL. OIL NUTS	64	90	63
759 PARTS, FOR OFFICE MACHINS	25	924	652	058 FRUIT, PRESERVED, PREPARED	133	117	79
764 TELECOMM. EQUIP. PARTS NES	8 900	89 025	61 932	061 SUGARS, MOLASSES, HONEY	993	181	126
771 ELECT POWER MACHNRY. PARTS	465	2 608	1 806	073 CHOCOLATE, OTH. COCOA PREP	35	68	47
772 ELEC. SWITCH, RELAY, CIRCUIT	3 628	24 264	17 025	075 SPICES	741	285	198
773 ELECTR. DISTRIBUT. EQPT NES	660	1 952	1 365	081 ANIMAL FEED STUFF	837	1 097	770
774 ELECTRO-MEDCL. XRAY EQUIP	1 010	21 578	15 068	098 EDIBLE PROD. PREPRTNS, NES	150	481	334
775 DOM. ELEC. NON-ELEC. EQUIPT	186	912	636	111 NON-ALCOHOL. BEVERAGE, NES	53	42	30
776 TRANSISTORS, VALVES, ETC.	6	728	494	112 ALCOHOLIC BEVERAGES	1 488	270	186
778 ELECTRIC MACH. APPART. NES	7 497	15 109	10 545	232 SYNTHETIC RUBBER, ETC.	5 229	1 741	1 207
781 PASS. MOTOR VEHCLS. EX. BUS	6 780	21 467	14 961	251 PULP AND WASTE PAPER	6 132	1 489	1 042
782 GOODS, SPCL. TRANSPORT VEH	1 534	3 076	2 176	263 COTTON	1 768	255	185
784 PARTS, TRACTORS, MOTOR VEH	1 473	5 161	3 606	268 WOOL, OTHER ANIMAL HAIR	973	1 104	774
785 CYCLES, MOTORCYCLES ETC.	128	413	292	278 OTHER CRUDE MINERALS	18 509	1 472	1 033
786 TRAILERS, SEMI-TRAILR, ETC	38	41	30	285 ALUMINIUM ORE, CONCTR. ETC	5 242	320	224
791 RAILWAY VEHICLES, EQUIPNT	243	939	661	291 CRUDE ANIMAL MATERIALS, NES	261	435	313
792 AIRCRAFT, ASSOCTD. EQUIPNT	64	550	386	292 CRUDE VEG. MATERIALS, NES	2 777	6 949	4 953
812 PLUMBNG, SANITRY, EQPT. ETC	43	67	46	334 PETROLEUM PRODUCTS	1 138	161	110
813 LIGHTING FIXTURES ETC. NES	158	1 075	743	335 RESIDUAL PETROL. PRODUCTS	170 581	5 960	4 200
821 FURNITURE, CUSHIONS, ETC.	2 138	2 567	1 776	411 ANIMAL OILS AND FATS	363	173	122
831 TRUNK, SUIT-CASES, BAG, ETC	21	231	162	422 FIXED VEG. FAT, OILS, OTHER	171	297	206
841 MENS, BOYS CLOTHING, X-KNIT	43	1 133	803	431 ANIMAL, VEG. FATS, OILS, NES	5 429	879	620
842 WOMEN, GIRL CLOTHING, XKNIT	22	1 129	781	511 HYDROCARBONS, NES, DERIVTS	4 811	745	520
844 WOMEN, GIRLS CLOTHING, KNIT	1	79	51	512 ALCOHOL, PHENOL, ETC. DERIV	24 329	5 509	3 843
845 OTH. TEXTILE APPAREL, NES	11	383	262	513 CARBOXYLIC ACIDS, DERIVTS	16 683	4 489	3 125
846 CLOTHING ACCESSRS, FABRIC	17	457	311	514 NITROGEN-FUNCT. COMPOUNDS	23 017	12 775	8 877
848 CLOTHING, NONTEXTL; HEADGEAR	7	162	111	515 ORGANO-INORGANIC COMPNDS	3 431	11 648	8 207
851 FOOTWEAR	5	56	37	516 OTHER ORGANIC CHEMICALS	4 593	3 435	2 398
871 OPTICAL INSTRUMENTS, NES	63	2 931	2 008	522 INORGANIC CHEM. ELEMENTS	21 292	6 245	4 401
872 MEDICAL INSTRUMENTS NES	654	11 350	7 939	523 METAL, SALTS, INORGAN. ACID	29 446	4 514	3 153
873 METERS, COUNTERS, NES	183	2 550	1 769	524 OTHER CHEMICAL COMPOUNDS	506	392	273
874 MEASURE, CONTROL INSTRMNT	610	15 691	10 997	531 SYNTH. COLOURS, LAKES, ETC.	4 201	9 944	6 993
881 PHOTOGRAPH APPAR. ETC. NES	82	720	498	532 DYEING, TANNING MATERIALS	2 447	677	470
882 PHOTO. CINEMATOGPH. SUPPL	5 535	12 143	8 474	533 PIGMENTS, PAINTS, ETC.	17 268	8 200	5 741
884 OPTICAL GOODS NES	1	465	326	541 MEDICINES, ETC. EXC. GRP542	3 624	19 802	13 867
885 WATCHES AND CLOCKS	42	356	251	542 MEDICAMENTS	4 578	14 624	10 229
891 ARMS AND AMMUNITION	26	683	480	551 ESSNTL. OIL, PERFUME, FLAVR	1 558	4 724	3 307
892 PRINTED MATTER	1 271	2 007	1 399	553 PERFUMERY, COSMETICS, ETC.	928	2 017	1 419
893 ARTICLES, NES, OF PLASTICS	1 087	2 315	1 609	554 SOAP, CLEANERS, POLISH, ETC	6 466	2 846	2 004
894 BABY CARRIAGE, TOYS, GAMES	159	355	251	562 FERTILIZER, EXCEPT GRP272	6 866	700	490

7 IMPORTS AND EXPORTS (SPECIAL TRADE) BY COUNTRIES OF PRODUCTION AND CONSUMPTION AND BY GROUPS OF THE SITC-REV. III 1995

GROUP DESCRIPTION	DT = 100 KG	1 000 DM	1 000 \$	GROUP DESCRIPTION	DT = 100 KG	1 000 DM	1 000 \$
571 POLYMERS OF ETHYLENE	9 572	1 791	1 256	871 OPTICAL INSTRUMENTS,NES	42	1 509	1 065
572 POLYMERS OF STYRENE	615	239	168	872 MEDICAL INSTRUMENTS NES	219	3 038	2 118
573 POLYMERS,VINYL CHLORIDE	3 078	979	684	873 METERS,COUNTERS,NES	10	287	199
574 POLYACETAL,POLYCARBONATE	5 006	3 176	2 236	874 MEASURE,CONTROL INSTRMNT	704	14 065	9 850
575 OTH.PLASTIC,PRIMARY FORM	20 242	13 626	9 553	881 PHOTOGRAPH APPAR.ETC.NES	49	541	380
581 PLASTIC TUBE,PIPE,HOSE	608	1 821	1 276	882 PHOTO.CINEMATOGPH.SUPPL	3 084	4 932	3 425
582 PLASTIC PLATE,SHEETS,ETC	2 757	2 292	1 601	884 OPTICAL GOODS NES		138	142
591 INSECTICIDES, ETC.	3 426	1 759	1 236	885 WATCHES AND CLOCKS	35	407	287
592 STARCHES,INULIN,ETC.	3 096	1 846	1 300	891 ARMS AND AMMUNITION	2	83	59
593 EXPLOSIVES,PYROTECHNICS	2 799	2 140	1 498	892 PRINTED MATTER	1 809	5 998	4 029
597 PREPRD ADDITIVES,LIQUIDS	4 982	2 437	1 705	893 ARTICLES,NES,OF PLASTICS	2 116	4 011	2 813
598 MISC.CHEMICAL PRODTS.NES	37 537	13 434	9 470	894 BABY CARRIAGE,TOYS,GAMES	86	236	161
612 MANUFACT.LEATHER ETC.NES	4	63	44	895 OFFICE,STATIONERY SUPPLS	342	1 999	1 398
621 MATERIALS OF RUBBER	434	810	562	896 WORKS OF ART,ANTIQUE ETC	1	3 995	2 774
625 RUBBER TYRES,TUBES,ETC.	292	231	161	897 GOLD,SILVERWARE,JEWEL NES		49	35
629 ARTICLES OF RUBBER, NES	958	2 934	2 049	898 MUSICAL INSTRUMENTS,ETC.	199	1 133	800
635 WOOD MANUFACTURES, NES	5 104	576	402	899 MISC MANUFACTRD GOODS NES	594	2 171	1 523
641 PAPER AND PAPERBOARD	37 507	8 376	5 743	941 COMPL IND PLANT CHAPT 99	143	760	536
642 PAPER,PAPERBOARD,CUT ETC	630	680	477				
651 TEXTILE YARN	261	803	558	GUYANA			
652 COTTON FABRICS, WOVEN	148	435	306	IMPORTS	6 771 806	46 748	32 422
653 FABRICS,MAN-MADE FIBRES	111	340	237	034 FISH,FRESH,CHILLED,FROZLN	9	76	51
654 OTH.TEXTILE FABRIC,WOVEN	8	43	30	042 RICE	19 710	2 222	1 515
655 KNIT.CROCHET.FABRIC NES	60	206	144	112 ALCOHOLIC BEVERAGES	6 613	974	682
656 TULLE,LACE,EMBROIDRY,ETC	6	75	52	247 WOOD ROUGH,ROUGH SQUARED	5 727	341	234
657 SPECIAL YARN,TXTL.FABRIC	916	2 903	2 038	285 ALUMINIUM ORE,CONCTR.ETC	6 739 590	42 992	29 838
658 TEXTILE ARTICLES NES	526	610	427				
661 LIME,CEMENT,CONSTR.MATRL	12 024	204	145	EXPORTS	18 333	9 843	6 922
662 CLAY,REFRCT.CONSTR.MATRL	75 556	20 898	14 484	022 MILK AND CREAM	1 820	619	441
663 MINERAL MANUFACTURES,NES	54 849	15 486	10 758	061 SUGARS,MOLASSES,HONEY	10 320	473	331
664 GLASS	1 387	386	267	335 RESIDUAL PETROL. PRODUCTS	840	88	64
665 GLASSWARE	862	985	697	515 ORGANO-INORGANIC COMPNDS	1	46	33
666 POTTERY	432	623	438	523 METAL,SALTS,INORGAN.ACID	820	52	38
667 PEARLS,PRECIOUS STONES		978	654	542 MEDICAMENTS	4	49	35
671 PIG IRON,SPIEGELSTEIN,ETC	6 942	1 480	1 047	582 PLASTIC PLATE,SHEETS,ETC	141	106	75
673 FLAT-ROLLED IRON ETC.	147 050	11 951	8 339	591 INSECTICIDES, ETC.	60	114	80
674 FLAT-ROLLED PLATED IRON	82 567	9 802	6 861	625 RUBBER TYRES,TUBES,ETC.	489	326	231
675 FLAT-ROLLED, ALLOY STEEL	20 711	6 183	4 358	664 GLASS	572	97	67
676 IRON,STL,BAR,SHAPES ETC.	40 889	3 385	2 365	695 TOOLS	140	346	234
677 RAILWAY TRACK IRON,STEEL	1 604	230	149	699 MANUFACTS.BASE METAL,NES	27	65	46
678 WIRE OF IRON OR STEEL	542	208	12 945	713 INTRNL COMBUS PSTN ENGIN	11	88	61
679 TUBES,PIPES,ETC. IRON,STL	85 417	18 458	1 013	721 AGRIC.MACHINES,EX.TRACTR	83	254	181
682 COPPER	1 455	1 442	1 013	722 TRACTORS	90	88	59
683 NICKEL	530	1 157	820	723 CIVIL ENGINEERING EQUIPT	7	44	31
684 ALUMINIUM	53 445	23 454	16 381	727 FOOD-PROCESS.MCH.NON DOM	78	258	183
689 MISC.NON-FERR.BASE METAL	7 939	2 855	1 993	728 OTH.MACH,PTS,SPCL INDUST	277	727	503
691 METALLIC STRUCTURES NES	255	673	469	731 METAL REMOVAL WORK TOOLS	11	76	52
692 CONTAINERS, STORAGE,TRNSP	2 133	2 921	1 930	741 HEATING,COOLING EQUIP,PART	68	42	30
693 WIRE PRODUCTS EXCL.ELECT	541	679	473	743 PUMPS NES,CENTRIFUGS ETC	15	56	37
694 NAILS,SCREWS,NUTS,ETC.	430	825	570	744 MECHANICAL HANDLING EQUIP	83	352	246
695 TOOLS	1 785	5 430	3 808	745 OTH.NONELEC MCH,TOOL,NES	192	776	537
696 CUTLERY	559	1 940	1 360	748 TRANSMISSIONS SHAFTS ETC	19	90	62
697 HOUSEHOLD EQUIPMENT,NES	207	494	345	749 NON-ELECT MACH.PARTS,ETC	5	102	68
698 MANUFACTS.BASE METAL,NES	4 333	4 385	3 061	771 ELECT POWER MACHNY,PARTS	114	68	47
700 CPL IND PLANT (84/85/87)	4 563	34 227	24 042	774 ELECTRO-MEDCL,XRAY EQUIP	145	2 398	1 730
712 STEAM TURBINES	16	835	587	781 PASS.MOTOR VEHCLS.EX.BUS	55	188	134
713 INTRNL COMBUS PSTN ENGIN	1 002	12 366	8 581	782 GOODS,SPCL TRANSPORT VEH	413	876	608
714 ENGINES,MOTORS NON-ELECT	6	171	118	784 PARTS,TRACTORS,MOTOR VEH	157	62	44
716 ROTATING ELECTRIC PLANT	1 665	4 319	3 007	872 MEDICAL INSTRUMENTS NES	31	78	56
718 OTH.POWR.GENRTNG.MACHNRY	304	1 836	1 282				
721 AGRIC.MACHINES,EX.TRACTR	98	258	182	SURINAME			
723 CIVIL ENGINEERING EQUIPT	2 735	5 110	3 538	IMPORTS	489 271	31 924	22 462
724 TEXTILE,LEATHER MACHINES	2 331	12 531	8 849	001 LIVE ANIMALS	6	313	212
725 PAPER,PULP MILL MACHINES	109	839	585	042 RICE	103 150	11 095	7 850
726 PRINTNG,BOOKBINDNG MACHS	918	4 768	3 354	285 ALUMINIUM ORE,CONCTR.ETC	354 116	11 209	7 856
727 FOOD-PROCESS.MCH.NON DOM	1 142	6 269	4 329	288 NON-FERROUS WASTE,SCRAP	290	85	60
728 OTH.MACH,PTS,SPCL INDUST	13 424	29 395	20 692	684 ALUMINIUM	31 274	9 070	6 376
731 METAL REMOVAL WORK TOOLS	27	457	322	EXPORTS	59 381	12 111	8 393
733 MACH-TOOLS,METAL-WORKING	391	1 798	1 261	022 MILK AND CREAM	320	107	76
735 PARTS,NES,FOR MACH-TOOLS	154	1 522	1 070	046 MEAL,FLOUR OF WHEAT,MSLN	5 827	214	151
737 METALWORKING MACHNRY NES	2 333	11 465	7 985	048 CEREAL PREPARATIONS	1 670	129	89
741 HEATING,COOLING EQUIP,PART	2 137	7 319	5 109	061 SUGARS,MOLASSES,HONEY	35 046	1 936	1 340
742 PUMPS FOR LIQUIDS,PARTS	1 414	9 556	6 728	074 TEA AND MATE	143	84	58
743 PUMPS NES,CENTRIFUGS ETC	5 942	27 449	18 839	278 OTHER CRUDE MINERALS	778	46	33
744 MECHANICAL HANDLING EQUIP	8 559	14 107	9 969	515 ORGANO-INORGANIC COMPNDS	154	50	35
745 OTH.NONELEC MCH,TOOL,NES	2 578	21 747	15 159	533 PIGMENTS, PAINTS, ETC.	67	70	48
746 BALL OR ROLLER BEARINGS	1 036	2 538	1 851	542 MEDICAMENTS	21	152	103
747 TAPS,COCKS,VALVES,ETC.	1 031	8 057	5 593	553 PERFUMERY,COSMETICS,ETC.	40	57	40
748 TRANSMISSIONS SHAFTS ETC	2 836	11 890	8 298	554 SOAP,CLEANERS,POLISH,ETC	180	55	39
749 NON-ELECT MACH.PARTS,ETC	3 120	13 292	9 391	562 FERTILIZER,EXCEPT GRP272	2 993	93	63
751 OFFICE MACHINES	159	1 036	712	575 OTH.PLASTIC,PRIMARY FORM	4 228	730	507
752 AUTOMATC.DATA PROC.EQUIP	198	3 774	2 622	582 PLASTIC PLATE,SHEETS,ETC	296	101	73
759 PARTS,FOR OFFICE MACHINS	284	1 643	1 144	591 INSECTICIDES, ETC.	414	961	653
764 TELECOMM.EQUIP,PARTS NES	2 507	17 140	11 896	598 MISC.CHEMICAL PRODTS.NES	149	88	61
771 ELECT POWER MACHNY,PARTS	612	3 526	2 435	641 PAPER AND PAPERBOARD	415	146	101
772 ELEC.SWITCH.RELAY.CIRCUT	1 460	23 952	16 608	642 PAPER,PAPERBOARD,CUT ETC	221	123	85
773 ELECTR DISTRIBT.EQPT NES	1 012	2 244	1 562	657 SPECIAL YARN,TXTL.FABRIC	46	53	37
774 ELECTRO-MEDCL,XRAY EQUIP	223	6 582	4 672	663 MINERAL MANUFACTURES,NES	63	64	45
775 DOM.ELEC,NON-ELEC.EQUIPT	101	315	218	674 FLAT-ROLLED PLATED IRON	963	81	58
776 TRANSISTORS,VALVES,ETC.	167	3 981	2 683	676 IRON,STL,BAR,SHAPES ETC.	1 760	109	77
778 ELECTRIC.MACH,APPART.NES	16 977	11 664	8 163	691 METALLIC STRUCTURES NES	96	56	40
781 PASS.MOTOR VEHCLS.EX.BUS	3 075	10 741	7 557	694 NAILS,SCREWS,NUTS,ETC.	80	85	59
782 GOODS,SPCL TRANSPORT VEH	496	609	439	695 TOOLS	37	82	57
783 ROAD MOTOR VEHICLES NES	207	638	457	699 MANUFACTS.BASE METAL,NES	586	292	202
784 PARTS,TRACTORS,MOTOR VEH	6 178	9 317	6 528	713 INTRNL COMBUS PSTN ENGIN	8	50	35
785 CYCLES,MOTORCYCLES ETC.	28	129	91	716 ROTATING ELECTRIC PLANT	8	128	92
786 TRAILERS,SEMI-TRAILR,ETC	48	242	168	723 CIVIL ENGINEERING EQUIPT	586	1 907	1 313
791 RAILWAY VEHICLES,EQUIPNT	38	164	117	727 FOOD-PROCESS.MCH.NON DOM	100	777	540
792 AIRCRAFT,ASSOCTD.EQUIPNT	210	1 271	886	728 OTH.MACH,PTS,SPCL INDUST	138	405	284
793 SHIP,BOAT,FLOAT.STRUCTRS	55	42	30	741 HEATING,COOLING EQUIP,PART	88	306	214
813 LIGHTING FIXTURES ETC.NES	249	1 281	900	742 PUMPS FOR LIQUIDS,PARTS	4	82	58
821 FURNITURE,CUSHIONS,ETC.	913	618	438				
831 TRUNK,SUIT-CASES,BAG,ETC	27	164	114				
841 MENS,BOYS CLOTHING,X-KNIT	12	262	184				
842 WOMEN,GIRL CLOTHING,X-KNIT	8	405	273				
845 OTHR.TEXTILE APPAREL,NES	4	111	74				
846 CLOTHING ACCESSRS,FABRIC	3	70	47				
851 FOOTWEAR	74	299	206				

7 IMPORTS AND EXPORTS (SPECIAL TRADE) BY COUNTRIES OF PRODUCTION AND CONSUMPTION AND BY GROUPS OF THE SITC-REV. III 1995

GROUP DESCRIPTION	DT = 100 KG	1 000 DM	1 000 \$	GROUP DESCRIPTION	DT = 100 KG	1 000 DM	1 000 \$
745 OTH.NONELEC MCH,TOOL,NES	54	472	334	899 MISC MANUFCTRD GOODS NES	1 064	2 043	1 428
749 NON-ELECT MACH.PARTS,ETC		111	79	971 GOLD,NONMONTRY EXCL ORES	4	5 969	4 197
772 ELEC. SWITCH, RELAY, CIRCUIT	27	120	84				
773 ELECTR DISTRIBT.EQPT NES	372	230	158	EXPORTS	1 168 284	308 025	215 260
778 ELECTRIC MACH. APPART. NES	76	70	47				
781 PASS. MOTOR VEHCLS. EX. BUS	58	172	118	001 LIVE ANIMALS	31	202	141
784 PARTS, TRACTORS, MOTOR VEH	19	68	46	022 MILK AND CREAM	1 653	510	349
785 CYCLES, MOTORCYCLES ETC.	42	90	63	046 MEAL, FLOUR OF WHEAT, MSLN	45 000	1 674	1 160
851 FOOTWEAR	146	84	58	048 CEREAL PREPARATIONS	4 738	232	165
874 MEASURE, CONTROL INSTRMNT	1	138	94	054 VEGETABLES	137	95	67
884 OPTICAL GOODS NES		63	43	061 SUGARS, MOLASSES, HONEY	788	130	87
893 ARTICLES, NES, OF PLASTICS	43	70	48	081 ANIMAL FEED STUFF	1 629	477	332
				098 EDIBLE PROD. PREPRTNS, NES	44	62	44
FRENCH GUIAN				112 ALCOHOLIC BEVERAGES	6 920	1 257	877
IMPORTS	11 046	6 278	4 396	231 NATURAL RUBBER, ETC.	96	44	31
				232 SYNTHETIC RUBBER, ETC.	904	288	201
036 CRUSTACEANS, MOLLUSCS ETC	20	46	32	251 PULP AND WASTE PAPER	2 671	235	166
112 ALCOHOLIC BEVERAGES	1 838	187	133	266 SYNTHETIC FIBRES	8 626	2 314	1 625
112 ALCOHOL, PHENOL, ETC. DERIV	8 473	587	477	267 OTHER MAN-MADE FIBRES	114	65	46
653 FABRICS, MAN-MADE FIBRES	104	55	39	278 OTHER CRUDE MINERALS	48 250	1 052	719
691 METALLIC STRUCTURES NES	475	104	74	292 CRUDE VEG. MATERIALS, NES	594	1 005	699
764 TELECOMM. EQUIP. PARTS NES	14	257	177	334 PETROLEUM PRODUCTS	635	124	84
792 AIRCRAFT, ASSOCTD. EQUIPNT	47	4 582	3 214	335 RESIDUAL PETROL. PRODUCTS	25 660	2 542	1 766
892 PRINTED MATTER	5	61	43	431 ANIMAL, VEG. FATS, OILS, NES	951	196	137
				511 HYDROCARBONS, NES, DERIVTS	320	85	59
EXPORTS	18 581	762 562	534 903	512 ALCOHOL, PHENOL, ETC. DERIV	1 730	780	543
				513 CARBOXYLIC ACIDS, DERIVTS	10 113	9 064	6 293
022 MILK AND CREAM	2 800	953	677	514 NITROGEN-FUNCT. COMPOUNDS	1 595	4 462	3 126
061 SUGARS, MOLASSES, HONEY	105	48	33	515 ORGANO-INORGANIC COMPNDS	1 159	5 264	3 691
278 OTHER CRUDE MINERALS	5 633	144	102	516 OTHER ORGANIC CHEMICALS	785	1 000	694
642 PAPER, PAPERBOARD, CUT ETC	1 341	722	509	522 INORGANIC CHEM. ELEMENTS	12 411	1 870	1 300
653 FABRICS, MAN-MADE FIBRES	33	72	49	523 METAL. SALTS, INORGAN. ACID	45 759	5 035	3 493
691 METALLIC STRUCTURES NES	332	11 912	8 397	531 SYNTH. COLOURS, LAKES, ETC.	880	2 285	1 595
694 NAILS, SCREWS, NUTS, ETC.	6	211	148	532 DYEING, TANNING MATERIALS	194	68	46
695 TOOLS	32	81	58	533 PIGMENTS, PAINTS, ETC.	7 013	3 654	2 541
699 MANUFACTS. BASE METAL, NES	32	53	33	541 MEDICINES, ETC. EXC. GRP542	867	8 252	5 753
700 CPL IND PLANT (84/85/87)	82	374	283	542 MEDICAMENTS	2 049	12 614	8 784
713 INTRNL COMBUS PSTN ENGIN	6	90	61	551 ESSNTL. OIL, PERFUME, FLAVR	453	1 260	884
727 FOOD-PROCESS. MCH. NON DOM	7	64	45	553 PERFUMERY, COSMETICS, ETC.	1 976	942	656
731 METAL REMOVAL WORK TOOLS	1	70	50	554 SOAP, CLEANERS, POLISH, ETC	8 626	2 581	1 792
743 PUMPS NES, CENTRIFUGS ETC	14	95	64	562 FERTILIZER, EXCEPT GRP272	382 348	9 839	6 683
745 OTH. NONELEC MCH, TOOL, NES	91	572	407	571 POLYMERS OF ETHYLENE	8 846	1 163	816
749 NON-ELECT MACH. PARTS, ETC	556	366	255	572 POLYMERS OF STYRENE	13 989	2 856	2 002
752 AUTOMATC. DATA PROC. EQUIP	11	228	156	573 POLYMERS, VINYL CHLORIDE	1 729	639	448
759 PARTS, FOR OFFICE MACHINS	5	202	145	574 POLYACETAL, POLYCARBONATE	1 773	911	629
764 TELECOMM. EQUIP. PARTS NES	8	71	50	575 OTH. PLASTIC, PRIMARY FORM	5 232	2 981	2 080
773 ELECTR DISTRIBT. EQPT NES	77	224	158	581 PLASTIC TUBE, PIPE, HOSE	1 199	622	436
778 ELECTRIC MACH. APPART. NES	22	116	79	582 PLASTIC PLATE, SHEETS, ETC	843	1 351	943
781 PASS. MOTOR VEHCLS. EX. BUS	1 677	3 562	2 473	583 MONOFILAMENT OF PLASTICS	127	270	186
782 GOODS, SPCL TRANSPORT VEH	222	414	285	591 INSECTICIDES, ETC.	11 016	10 388	7 273
783 ROAD MOTOR VEHICLES NES	62	95	66	592 STARCHES, INULIN, ETC.	894	454	317
784 PARTS, TRACTORS, MOTOR VEH	331	491	340	593 EXPLOSIVES, PYROTECHNICS	6	196	138
792 AIRCRAFT, ASSOCTD. EQUIPNT	1 848	739 479	518 723	597 PREPRD ADDITIVES, LIQUIDS	660	215	149
821 FURNITURE, CUSHIONS, ETC.	210	401	286	598 MISC. CHEMICAL PRODS. NES	20 608	5 588	3 899
874 MEASURE, CONTROL INSTRMNT	2	49	31	621 MATERIALS OF RUBBER	330	390	273
881 PHOTOGRAPH APPAR. ETC. NES		48	34	625 RUBBER TYRES, TUBES, ETC.	270	199	140
893 ARTICLES, NES, OF PLASTICS	117	118	84	629 ARTICLES OF RUBBER, NES	204	894	619
894 BABY CARRIAGE, TOYS, GAMES	18	47	32	641 PAPER AND PAPERBOARD	50 335	5 622	3 863
941 COMPL IND PLANT CHAPT 99	8	74	52	642 PAPER, PAPERBOARD, CUT ETC	19 686	7 080	5 032
				651 TEXTILE YARN	168	353	242
ECUADOR				653 FABRICS, MAN-MADE FIBRES	286	1 580	1 135
IMPORTS	3 633 710	503 819	352 263	657 SPECIAL YARN, TXTL. FABRIC	134	990	684
				658 TEXTILE ARTICLES NES	111	155	110
034 FISH, FRESH, CHILLED, FROZN	722	869	610	659 FLOOR COVERINGS, ETC.	55	50	36
036 CRUSTACEANS, MOLLUSCS ETC	404	453	319	661 LIME, CEMENT, CONSTR. MATRL	7 140	147	99
037 FISH ETC. PREPD, PRSVD. NES	1 041	386	274	662 CLAY, REFRACT. CONSTR. MATRL	8 708	1 075	758
048 CEREAL PREPARATIONS	144	293	204	663 MINERAL MANUFACTURES, NES	460	477	328
054 VEGETABLES	25 609	4 447	3 122	664 GLASS	35 227	2 840	1 969
056 VEGETABLES, PRPD, PRSVD, NES	3 967	1 395	978	665 GLASSWARE	650	518	359
057 FRUIT, NUTS EXCL. OIL NUTS	3 322 801	359 113	251 762	666 POTTERY	124	273	195
058 FRUIT, PRESERVED, PREPARED	13 108	1 245	862	671 PIG IRON, SPIEGELEISN, ETC	827	165	114
059 FRUIT, VEGETABLE JUICES	16 085	6 028	4 239	673 FLAT-ROLLED IRON ETC.	106 594	9 573	6 662
061 SUGARS, MOLASSES, HONEY	897	162	114	674 FLAT-ROLLED PLATED IRON	170 994	21 137	14 770
071 COFFEE, COFFEE SUBSTITUTE	148 327	84 714	58 564	675 FLAT-ROLLED, ALLOY STEEL	630	225	152
072 COCOA	59 863	14 798	10 372	676 IRON, STL, BAR, SHAPES ETC.	2 249	403	281
075 SPICES	115	43	30	678 WIRE OF IRON OR STEEL	671	118	81
098 EDIBLE PROD. PREPRTNS, NES	250	793	567	679 TUBES, PIPES, ETC. IRON, STL	96	138	97
121 TOBACCO, UNMANUFACTURED	87	176	121	681 SILVER, PLATINUM, ETC.	32	807	577
223 OILSEED (OTH. FIX. VEG. OIL)	11 277	760	509	682 COPPER	176	181	126
248 WOOD, SIMPLY WORKED	3 159	1 065	738	683 NICKEL	106	190	131
292 CRUDE VEG. MATERIALS, NES	9 888	8 925	6 182	684 ALUMINIUM	2 029	1 365	957
531 SYNTH. COLOURS, LAKES, ETC.	73	171	121	691 METALLIC STRUCTURES NES	252	96	68
532 DYEING, TANNING MATERIALS	7	49	35	693 WIRE PRODUCTS EXCL. ELECT	34	67	49
625 RUBBER TYRES, TUBES, ETC.	82	95	68	694 NAILS, SCREWS, NUTS, ETC.	826	905	638
634 VENEERS, PLYWOOD, ETC.	853	800	561	695 TOOLS	1 654	3 192	2 230
635 WOOD MANUFACTURES, NES	245	672	470	696 CUTLERY	41	252	177
651 TEXTILE YARN	1 756	964	670	697 HOUSEHOLD EQUIPMENT, NES	88	276	196
652 COTTON FABRICS, WOVEN	13	48	33	699 MANUFACTS. BASE METAL, NES	1 614	1 866	1 298
657 SPECIAL YARN, TXTL. FABRIC	15	104	72	700 CPL IND PLANT (84/85/87)	111	521	349
659 FLOOR COVERINGS, ETC.	5	65	44	712 STEAM TURBINES		144	101
666 POTTERY	30	66	45	713 INTRNL COMBUS PSTN ENGIN	1 087	11 264	7 941
695 TOOLS	1	95	68	716 ROTATING ELECTRIC PLANT	765	1 344	961
716 ROTATING ELECTRIC PLANT	133	44	31	718 OTH. POWR. GENRTNG. MACHNRY	64	757	539
724 TEXTILE, LEATHER MACHINES	500	253	169	721 AGRIC. MACHINES, EX. TRACTR	253	289	200
821 FURNITURE, CUSHIONS, ETC.	82	76	53	722 TRACTORS	179	177	127
831 TRUNK, SUIT-CASES, BAG, ETC	31	67	42	723 CIVIL ENGINEERING EQUIPT	232	465	323
841 MENS, BOYS CLOTHING, X-KNIT	52	195	137	724 TEXTILE, LEATHER MACHINES	1 900	6 546	4 567
842 WOMEN, GIRL CLOTHING, XKNIT	25	100	68	725 PAPER, PULP MILL MACHINES	343	1 045	725
843 MENS, BOYS CLOTHING, KNIT	43	141	95	726 PRINTNG, BOOKBINDNG MACHS	2 043	11 608	8 148
845 OTH. TEXTILE APPAREL, NES	1 761	2 982	2 083	727 FOOD-PROCESS. MCH. NON DOM	516	1 875	1 319
848 CLOTHING, NONTXTL; HEADGEAR	73	333	232	728 OTH. MACH. PTS, SPCL INDUST	9 387	9 225	6 506
874 MEASURE, CONTROL INSTRMNT	3	100	71	731 METAL REMOVAL WORK TOOLS	181	446	321
892 PRINTED MATTER	313	546	387	733 MACH-TOOLS, METAL-WORKING	235	611	435
894 BABY CARRIAGE, TOYS, GAMES	62	215	149	735 PARTS, NES, FOR MACH-TOOLS	25	472	334
896 WORKS OF ART, ANTIQUE ETC	3	52	38	737 METALWORKING MACHNRY NES	404	1 443	1 021
897 GOLD, SILVERWARE, JEWEL NES	19	155	109	741 HEATING, COOLING EQUIP, PART	1 584	2 998	2 098
				742 PUMPS FOR LIQUIDS, PARTS	170	1 440	1 009
				743 PUMPS NES, CENTRIFUGS ETC	365	2 373	1 650

7 IMPORTS AND EXPORTS (SPECIAL TRADE) BY COUNTRIES OF PRODUCTION AND CONSUMPTION AND BY GROUPS OF THE SITC-REV. III 1995

GROUP DESCRIPTION	DT = 100 KG	1 000 DM	1 000 \$	GROUP DESCRIPTION	DT = 100 KG	1 000 DM	1 000 \$
744 MECHANICAL HANDLING EQUIP	332	926	645	EXPORTS	900 031	369 782	258 605
745 OTH. NONELEC MCH, TOOL, NES	1 021	5 289	3 897	001 LIVE ANIMALS	9	195	136
746 BALL OR ROLLER BEARINGS	92	581	407	022 MILK AND CREAM	32 268	9 300	6 558
747 TAPS, COCKS, VALVES, ETC.	56	762	533	024 CHEESE AND CURD	1 199	497	343
748 TRANSMISSIONS SHAFTS ETC	539	2 617	1 838	041 WHEAT, MESLIN, UNMILLED	131 206	2 798	2 017
749 NON-ELECT MACH. PARTS, ETC	136	1 991	1 388	048 CEREAL PREPARATIONS	177 578	8 584	6 111
751 OFFICE MACHINES	16	64	44	054 VEGETABLES	1 323	1 493	1 004
752 AUTOMATIC DATA PROC. EQUIP	62	1 084	759	056 VEGETABLES, PRPD, PRSVD, NES	125	43	33
759 PARTS, FOR OFFICE MACHINES		62	43	058 FRUIT, PRESERVED, PREPARED	65	45	30
762 RADIO-BROADCAST RECEIVER		64	44	061 SUGARS, MOLASSES, HONEY	2 470	198	139
764 TELECOMM. EQUIP. PARTS NES	14	359	253	062 SUGAR CONFECTIONERY	176	130	92
771 ELECT POWER MACHIN. PARTS	18	282	198	073 CHOCOLATE, OTH. COCOA PREP	322	293	203
772 ELEC. SWITCH, RELAY, CIRCUIT	908	4 415	3 068	081 ANIMAL FEED STUFF	971	768	531
773 ELECTRIC DISTRIBUT. EQPT NES	171	351	242	098 EDIBLE PROD. PREPRTNS, NES	611	326	225
774 ELECTRO-MEDICAL XRAY EQUIP	171	3 921	2 776	112 ALCOHOLIC BEVERAGES	5 016	1 492	1 044
775 DOM. ELEC. NON-ELEC. EQUIP	18	70	48	232 SYNTHETIC RUBBER, ETC.	1 111	495	347
776 TRANSISTORS, VALVES, ETC.	6	159	105	251 PULP AND WASTE PAPER	2 488	468	322
778 ELECTRIC MACH. APPART. NES	667	4 960	3 397	266 SYNTHETIC FIBRES	1 190	416	290
781 PASS. MOTOR VEHICLES, EX. BUS	3 477	12 082	8 405	267 OTHER MAN-MADE FIBRES	246	79	56
782 GOODS, SPECIAL TRANSPORT VEH	16 195	1 277	878	278 OTHER CRUDE MINERALS	6 063	492	348
783 ROAD MOTOR VEHICLES NES	2 030	618	420	291 CRUDE ANIMAL MATERIALS, NES	189	249	166
784 PARTS, TRACTORS, MOTOR VEH	3 162	4 664	3 259	292 CRUDE VEG. MATERIALS, NES	661	2 169	1 464
785 CYCLES, MOTORCYCLES ETC.	30	74	52	334 PETROLEUM PRODUCTS	4 248	807	563
786 TRAILERS, SEMI-TRAILER, ETC	4 431	248	171	335 RESIDUAL PETROL PRODUCTS	7 719	1 085	758
793 SHIP, BOAT, FLOAT, STRUCTRS	71	340	232	421 FIXED VEG. FAT, OILS, SOFT	6 665	988	686
813 LIGHTING FIXTURES ETC. NES	175	335	233	431 ANIMAL, VEG. FATS, OILS, NES	536	122	84
821 FURNITURE, CUSHIONS, ETC.	1 229	1 831	1 284	511 HYDROCARBONS, NES, DERIVTS	5 494	1 468	1 032
831 TRUNK, SUIT-CASES, BAG, ETC	216	236	166	512 ALCOHOL, PHENOL, ETC. DERIV	1 671	875	600
841 MENS, BOYS CLOTHING, X-KNIT	11	270	187	513 CARBOXYLIC ACIDS, DERIVTS	13 102	6 801	4 769
842 WOMEN, GIRL CLOTHING, X-KNIT		115	77	514 NITROGEN-FUNCT. COMPOUNDS	1 821	2 627	1 838
845 OTHR. TEXTILE APPAREL, NES	5	62	41	515 ORGANIC-INORGANIC COMPNDS	1 442	4 271	2 969
846 CLOTHING ACCESSORIES, FABRIC	5	125	88	516 OTHER ORGANIC CHEMICALS	1 093	1 451	1 011
851 FOOTWEAR	15	81	52	522 INORGANIC CHEM. ELEMENTS	16 764	4 083	2 842
871 OPTICAL INSTRUMENTS, NES	8	1 270	900	523 METAL, SALTS, INORGAN. ACID	47 685	4 229	2 954
872 MEDICAL INSTRUMENTS NES	342	2 405	1 684	524 OTHER CHEMICAL COMPOUNDS	262	770	328
873 METERS, COUNTERS, NES	2	100	69	531 SYNTH. COLOURS, LAKES, ETC.	2 991	4 201	5 020
874 MEASURE, CONTROL INSTRMNT	347	8 847	6 256	532 DYEING, TANNING MATERIALS	145	56	40
881 PHOTOGRAPH APPAR. ETC. NES	21	566	391	533 PIGMENTS, PAINTS, ETC.	7 280	4 189	2 918
882 PHOTO. CINEMATOGRAPH. SUPPL	500	1 078	752	541 MEDICINES, ETC. EXC. GRP542	1 202	10 542	7 388
884 OPTICAL GOODS NES		110	76	542 MEDICAMENTS	1 238	5 182	3 645
885 WATCHES AND CLOCKS	4	77	53	551 ESSENTIAL OIL, PERFUME, FLAVR	365	1 602	1 122
892 PRINTED MATTER	831	2 356	1 676	553 PERFUMERY, COSMETICS, ETC.	1 127	2 028	1 407
893 ARTICLES, NES, OF PLASTICS	382	937	654	554 SOAP, CLEANERS, POLISH, ETC	14 145	4 240	2 960
894 BABY CARRIAGE, TOYS, GAMES	337	600	413	562 FERTILIZER, EXCEPT GRP272	2 006	325	227
895 OFFICE, STATIONERY SUPPLS	525	1 591	1 106	571 POLYMERS OF ETHYLENE	4 611	790	551
897 GOLD, SILVERWARE, JEWEL NES		397	280	572 POLYMERS OF STYRENE	14 507	3 025	2 096
898 MUSICAL INSTRUMENTS, ETC.	152	2 058	1 475	573 POLYMERS, VINYL CHLORIDE	3 166	1 106	776
899 MISC MANUFACTURED GOODS NES	211	624	434	574 POLYACETAL, POLYCARBONATE	2 268	1 187	831
				575 OTH. PLASTIC, PRIMARY FORM	12 929	6 526	4 552
PERU				581 PLASTIC TUBE, PIPE, HOSE	465	1 332	914
IMPORTS	3 453 972	480 428	335 484	582 PLASTIC PLATE, SHEETS, ETC	1 985	1 760	1 219
001 LIVE ANIMALS	5	113	78	583 MONOFILAMENT OF PLASTICS	45	84	58
034 FISH, FRESH, CHILLED, FROZEN	81 993	21 341	14 987	581 INSECTICIDES, ETC.	4 087	2 926	2 034
035 FISH, DRIED, SALTED, SMOKED	75	86	62	592 STARCHES, INULIN, ETC.	20 576	2 368	1 652
054 VEGETABLES	10 356	3 628	2 521	597 PREPARED ADDITIVES, LIQUIDS	1 782	769	538
056 VEGETABLES, PRPD, PRSVD, NES	57 929	20 102	14 045	598 MISC. CHEMICAL PRODUCTS, NES	13 455	7 995	5 610
057 FRUIT, NUTS EXCL. OIL NUTS	9 845	3 028	2 106	621 MATERIALS OF RUBBER	331	530	416
058 FRUIT, PRESERVED, PREPARED	747	142	100	625 RUBBER TYRES, TUBES, ETC.	661	204	145
059 FRUIT, VEGETABLE JUICES	3 396	1 409	982	629 ARTICLES OF RUBBER, NES	904	1 855	1 295
071 COFFEE, COFFEE SUBSTITUTE	248 251	122 480	85 178	634 VENEERS, PLYWOOD, ETC.	150	111	78
081 ANIMAL FEED STUFF	1 756 052	106 981	74 579	641 PAPER AND PAPERBOARD	86 568	16 274	11 399
263 COTTON	2 144	754	524	642 PAPER, PAPERBOARD, CUT ETC	4 706	1 660	1 170
268 WOOL, OTHER ANIMAL HAIR	6 093	5 396	3 772	651 TEXTILE YARN	2 297	1 076	752
287 ORE, CONCENTR. BASE METALS	731 089	30 353	21 494	653 FABRICS, MAN-MADE FIBRES	60	325	226
289 PREC. METAL ORES, CONCENTRATS	23	71	49	654 OTH. TEXTILE FABRIC, WOVEN	14	68	49
291 CRUDE ANIMAL MATERIALS, NES	5 964	3 533	2 464	656 TULLE, LACE, EMBROIDRY, ETC	13	112	78
292 CRUDE VEG. MATERIALS, NES	2 365	2 504	1 724	657 SPECIAL YARN, TEXTILE FABRIC	3 910	3 792	2 648
411 ANIMAL OILS AND FATS	323 211	15 229	10 652	659 FLOOR COVERINGS, ETC.	21	60	42
512 ALCOHOL, PHENOL, ETC. DERIV	783	235	157	662 CLAY, REFRCT. CONSTR. MATRL	13 247	2 763	1 951
522 INORGANIC CHEM. ELEMENTS	3 723	550	387	663 MINERAL MANUFACTURES, NES	1 079	1 166	814
523 METAL, SALTS, INORGAN. ACID	729	133	91	664 GLASS	6 391	922	645
532 DYEING, TANNING MATERIALS	3 389	3 308	2 305	665 GLASSWARE	2 936	1 416	985
551 ESSENTIAL OIL, PERFUME, FLAVR	67	221	158	666 POTTERY	52	154	107
611 LEATHER	165	944	662	667 PEARLS, PRECIOUS STONES	40	65	46
612 MANUFACT. LEATHER ETC. NES	3	53	36	671 PIG IRON, SPIEGELEISEN, ETC	1 972	526	376
613 FURSKINS, TANNED, DRESSED	14	48	33	673 FLAT-ROLLED IRON ETC.	73 763	6 624	4 678
651 TEXTILE YARN	16 424	15 793	11 020	674 FLAT-ROLLED PLATED IRON	7 788	936	654
652 COTTON FABRICS, WOVEN	3 420	3 081	2 113	675 FLAT-ROLLED, ALLOY STEEL	21 343	3 223	2 267
654 OTH. TEXTILE FABRIC, WOVEN	36	239	170	676 IRON, STL. BAR, SHAPES ETC.	9 270	1 917	1 345
658 TEXTILE ARTICLES NES	66	249	174	678 WIRE OF IRON OR STEEL	710	261	177
661 LIME, CEMENT, CONSTR. MATRL	163	71	49	679 TUBES, PIPES, ETC. IRON, STL	3 067	1 913	1 299
663 MINERAL MANUFACTURES, NES	48	66	45	682 COPPER	2 131	1 313	921
666 POTTERY	636	830	581	683 NICKEL	1 136	326	227
667 PEARLS, PRECIOUS STONES	205	160	111	684 ALUMINIUM	1 358	2 003	1 393
679 TUBES, PIPES, ETC. IRON, STL	59	200	131	689 MISC. NON-FERR. BASE METAL	12	48	34
681 SILVER, PLATINUM, ETC.	6	141	96	691 METALLIC STRUCTURES NES	325	533	362
682 COPPER	131 660	55 587	38 944	692 CONTAINERS, STORAGE, TRANSP	1 284	618	417
685 LEAD	3 751	312	223	693 WIRE PRODUCTS EXCL. ELECT	1 107	1 134	94
686 ZINC	29 779	8 207	5 763	694 NAILS, SCREWS, NUTS, ETC.	1 590	1 816	1 271
687 TIN	152	141	101	695 TOOLS	2 122	4 871	3 417
689 MISC. NON-FERR. BASE METAL	2 268	2 894	2 039	696 CUTLERY	98	402	278
742 PUMPS FOR LIQUIDS, PARTS	90	357	250	697 HOUSEHOLD EQUIPMENT, NES	36	107	74
821 FURNITURE, CUSHIONS, ETC.	32	121	87	699 MANUFACT. BASE METAL, NES	1 455	2 061	1 432
841 MENS, BOYS CLOTHING, X-KNIT	936	1 842	1 282	700 CPL IND PLANT (84/85/87)	91	311	221
842 WOMEN, GIRL CLOTHING, X-KNIT	12	123	87	711 STEAM GENER. BOILERS, ETC.	25	67	47
843 MENS, BOYS CLOTHING, KNIT	767	4 076	2 848	712 STEAM TURBINES	11	132	90
844 WOMEN, GIRLS CLOTHING, KNIT	128	686	483	713 INTRNL COMBUS PSTN ENGIN	1 252	7 862	5 562
845 OTHR. TEXTILE APPAREL, NES	5 849	19 110	13 397	716 ROTATING ELECTRIC PLANT	647	1 495	1 023
846 CLOTHING ACCESSORIES, FABRIC	10	105	69	718 OTH. POWER GENERATING MACHINRY	229	415	293
848 CLOTHING, NONTEXTILE, HEADGEAR	29	148	100	721 AGRIC. MACHINES, EX. TRACTOR	304	442	313
874 MEASURE, CONTROL INSTRMNT	1	324	230	723 CIVIL ENGINEERING EQUIP	2 128	2 117	1 436
894 BABY CARRIAGE, TOYS, GAMES	63	173	120	724 TEXTILE, LEATHER MACHINES	5 685	21 224	14 874
896 WORKS OF ART, ANTIQUE ETC	3	328	230	725 PAPER, PULP MILL MACHINES	645	1 255	870
897 GOLD, SILVERWARE, JEWEL NES	101	677	477	726 PRINTING, BOOKBINDING MACHS	2 507	13 005	9 154
898 MUSICAL INSTRUMENTS, ETC.	28	71	52	727 FOOD-PROCESS. MCH. NON DOM	1 163	6 777	4 648
971 GOLD, NONMONTARY EXCL ORES	11	18 623	12 962	728 OTH. MACH. PARTS, SPCL INDUST	1 644	5 815	4 093
				731 METAL REMOVAL WORK TOOLS	3 040	513	359

7 IMPORTS AND EXPORTS (SPECIAL TRADE) BY COUNTRIES OF PRODUCTION AND CONSUMPTION AND BY GROUPS OF THE SITC-REV. III 1995

GROUP DESCRIPTION	DT = 100 KG	1 000 DM	1 000 \$	GROUP DESCRIPTION	DT = 100 KG	1 000 DM	1 000 \$
733 MACH-TOOLS,METAL-WORKING	2 160	4 784	3 347	512 ALCOHOL,PHENOL,ETC.DERIV	60 657	7 377	5 117
735 PARTS,NES,FOR MACH-TOOLS	103	310	209	513 CARBOXYLIC ACIDS,DERIVTS	2 252	664	472
737 METALWORKING MACHNRY NES	264	525	369	514 NITROGEN-FUNCT.COMPOUNDS	8 971	2 715	1 865
741 HEATING,COOLING EQUIP,PART	1 302	4 904	3 419	515 ORGANO-INORGANIC COMPNDS	5 576	8 126	5 698
742 PUMPS FOR LIQUIDS,PARTS	577	4 415	3 096	516 OTHER ORGANIC CHEMICALS	335	8 404	5 874
743 PUMPS NES,CENTRIFUGS ETC	940	6 636	4 652	522 INORGANIC CHEM.ELEMENTS	117 309	23 246	16 294
744 MECHANICAL HANDLING EQUIP	946	1 329	931	523 METAL,SALTS,INORGAN.ACID	2 137	2 467	1 731
745 OTH.NONELEC MCH,TOOL,NES	1 532	10 374	7 227	524 OTHER CHEMICAL COMPOUNDS	9 677	2 491	1 731
746 BALL OR ROLLER BEARINGS	247	748	522	531 SYNTH.COLOURS,LAKES,ETC.	13 628	23 173	16 252
747 TAPS,COCKS,VALVES,ETC.	443	1 973	1 388	532 DYEING,TANNING MATERIALS	4 778	601	424
748 TRANSMISSIONS SHAFTS ETC	762	3 107	2 177	533 PIGMENTS, PAINTS, ETC.	22	62	41
749 NON-ELECT MACH.PARTS,ETC	523	4 495	3 165	541 MEDICINES,ETC.EXC.GRP542	2 050	18 690	13 148
751 OFFICE MACHINES	219	580	406	542 MEDICAMENTS	24	7 198	5 054
752 AUTOMATC.DATA PROC.EQUIP	27	996	679	551 ESSNTL.OIL,PERFUME,FLAVR	30 180	14 756	10 365
759 PARTS,FOR OFFICE MACHINS	14	132	90	571 POLYMERS OF ETHYLENE	455	59	41
763 SOUND RECORDER,PHONOGRPH	3	60	43	572 POLYMERS OF STYRENE	916	195	139
764 TELECOMM.EQUIP.PARTS NES	30	1 158	797	573 POLYMERS,VINYL CHLORIDE	26 551	3 320	2 272
771 ELECT POWER MACHNY,PARTS	136	450	316	574 POLYACETAL,POLYCARBONATE	10 815	6 325	4 410
772 ELEC.SWITCH,RELAY,CIRCUIT	847	5 559	3 850	575 OTH.PLASTIC,PRIMARY FORM	15 154	3 158	2 211
773 ELECTR DISTRIB.EQPT NES	270	386	267	579 PLASTIC WASTE, SCRAP ETC	4 688	232	163
774 ELECTRO-MEDCL,XRAY EQUIP	52	1 893	1 316	581 PLASTIC TUBE,PIPE,HOSE	833	1 197	822
775 DOM.ELEC,NON-ELEC.EQUIPT	183	383	271	582 PLASTIC PLATE,SHEETS,ETC	352	175	126
776 TRANSISTORS,VALVES,ETC.		84	57	592 STARCHES,INULIN,ETC.	13 807	9 403	6 581
778 ELECTRIC.MACH.APPT.NES	2 700	9 554	6 696	593 EXPLOSIVES,PYROTECHNICS	50	100	71
781 PASS.MOTOR VEHCLS.EX.BUS	4 108	13 185	9 228	597 PREPRD ADDITIVES,LIQUIDS	298	127	90
782 GOODS,SPCL TRANSPORT VEH	2 825	641	445	598 MISC.CHEMICAL PRODTS.NES	66 003	10 070	7 002
783 ROAD MOTOR VEHICLES NES	1 439	351	246	611 LEATHER	11 082	16 064	11 205
784 PARTS,TRACTORS,MOTOR VEH	7 210	6 787	4 747	612 MANUFACT. LEATHER ETC.NES	17	70	49
786 TRAILERS,SEMI-TRAILR,ETC	119	176	123	613 FURSKIN,TANNED,DRESSED	2 728	7 775	5 433
793 SHIP,BOAT,FLOAT,STRUCTRS	17	126	92	621 MATERIALS OF RUBBER	937	1 017	711
800 CPL IND PLANT CHAP 90/94	33	242	164	625 RUBBER TYRES,TUBES,ETC.	18 387	13 364	9 318
813 LIGHTING FIXTURES ETC.NES	170	1 142	802	629 ARTICLES OF RUBBER, NES	4 093	11 185	7 802
821 FURNITURE,CUSHIONS,ETC.	754	550	375	634 VENEERS,PLYWOOD,ETC.	775 086	69 135	48 190
841 MENS,BOYS CLOTHNG,X-KNIT	2	57	40	635 WOOD MANUFACTURES, NES	166 803	26 967	18 826
851 FOOTWEAR	36	115	82	641 PAPER AND PAPERBOARD	280 385	34 700	24 223
871 OPTICAL INSTRUMENTS,NES	5	258	180	642 PAPER,PAPERBOARD,CUT ETC	33 907	6 375	4 460
872 MEDICAL INSTRUMENTS NES	478	7 026	4 937	651 TEXTILE YARN	21 428	11 991	8 371
873 METERS,COUNTERS,NES	148	781	549	652 COTTON FABRICS, WOVEN	7 862	7 154	4 946
874 MEASURE,CONTROL INSTRMNT	285	6 461	4 496	653 FABRICS,MAN-MADE FIBRES	4 642	2 284	1 597
881 PHOTOGRAPH APPAR.ETC.NES	28	204	136	656 TULLE,LACE,EMBROIDRY.ETC	129	573	397
882 PHOTO.CINEMATOGRPH.SUPPL	829	1 069	747	657 SPECIAL YARN,TXTL.FABRIC	5 072	1 208	851
884 OPTICAL GOODS NES		250	176	658 TEXTILE ARTICLES NES	48 149	79 719	55 663
886 WATCHES AND CLOCKS	3	74	53	659 FLOOR COVERINGS, ETC.	4 800	2 569	1 790
891 ARMS AND AMMUNITION	5	137	96	661 CLIME,CEMENT,CONSTR.MATRL	31 889	4 681	3 247
892 PRINTED MATTER	2 886	3 848	2 704	662 CLAY,REFRCT.CONSTR.MATRL	129 565	8 867	6 181
893 ARTICLES,NES,OF PLASTICS	881	1 528	1 065	663 MINERAL MANUFACTURES,NES	12 208	8 408	5 884
894 BABY CARRIAGE,TOYS,GAMES	188	875	604	664 GLASS	2 331	632	444
895 OFFICE,STATIONERY SUPPLS	1 054	3 026	2 111	665 GLASSWARE	5 141	4 123	2 881
897 GOLD,SILVERWARE,JEWEL NES		659	458	666 POTTERY	32 166	9 004	6 290
898 MUSICAL INSTRUMENTS,ETC.	82	696	493	667 PEARLS,PRECIOUS STONES	10 479	22 239	15 577
899 MISC MANUFACTRO GOODS NES	328	1 319	920	671 PIG IRON,SPIEGELEISN,ETC	1 191 006	105 454	73 604
941 COMPL IND PLANT CHAPT 99	16	107	78	672 INGOTS ETC.IRON OR STEEL	681 648	43 003	30 151
				673 FLAT-ROLLED IRON ETC.	302 411	21 195	14 650
				674 FLAT-ROLLED PLATED IRON	54 840	5 392	3 690
				675 FLAT-ROLLED, ALLOY STEEL	4 405	2 035	1 415
				676 IRON,STL.BAR,SHAPES ETC.	237 501	17 626	12 364
				678 WIRE OF IRON OR STEEL	690	157	108
				679 TUBES,PIPES,ETC.IRON,STL	786	1 773	1 245
				681 SILVER,PLATINUM,ETC.	5	554	397
				682 COPPER	53 278	23 527	16 426
				683 NICKEL	12	50	37
				684 ALUMINIUM	763 923	215 486	150 539
				687 TIN	26 006	23 155	15 953
				689 MISC.NON-FERR.BASE METAL	601	698	478
				691 METALLIC STRUCTURES NES	78	121	86
				693 WIRE PRODUCTS EXCL.ELECT	471	160	115
				694 NAILS,SCREWS,NUTS,ETC.	6 250	3 539	2 481
				695 TOOLS	4 815	5 297	3 696
				696 CUTLERY	1 760	4 865	3 409
				697 HOUSEHOLD EQUIPMENT,NES	748	1 071	755
				699 MANUFACTS.BASE METAL,NES	28 892	16 970	11 871
				711 STEAM GENER. BOILERS,ETC.	522	212	152
				712 STEAM TURBINES	349	990	664
				713 INTRNL COMBUS PSTN ENGIN	137 206	209 726	146 934
				714 ENGINES,MOTORS NON-ELECT	79	9 495	6 742
				716 ROTATING ELECTRIC PLANT	15 574	12 966	9 076
				718 OTH.POWR,GENRTNG,MACHNRY	869	2 123	1 467
				721 AGRIC.MACHINES,EX.TRACTR	10	93	64
				723 CIVIL ENGINEERING EQUIPT	1 891	415	291
				724 TEXTILE,LEATHER MACHINES	47 021	24 392	17 069
				725 PAPER,PULP MILL MACHINES	2 449	3 746	2 615
				726 PRINTNG,BOOKBINDNG MACHS	85	625	435
				727 FOOD-PROCESS.MCH,NON DOM	322	585	398
				728 OTH.MACH.PTS,SPCL INDUST	6 688	10 344	7 172
				731 METAL REMOVAL WORK TOOLS	5 171	11 099	7 783
				733 MACH-TOOLS,METAL-WORKING	352	991	689
				735 PARTS,NES,FOR MACH-TOOLS	1 643	2 412	1 697
				737 METALWORKING MACHNRY NES	1 305	624	415
				741 HEATING,COOLING EQUIP,PART	315	590	410
				742 PUMPS FOR LIQUIDS,PARTS	17 835	93 040	65 194
				743 PUMPS NES,CENTRIFUGS ETC	2 955	6 007	4 185
				744 MECHANICAL HANDLING EQUIP	5 280	4 286	3 000
				745 OTH.NONELEC MCH,TOOL,NES	4 556	18 595	12 967
				746 BALL OR ROLLER BEARINGS	10 165	19 958	13 916
				747 TAPS,COCKS,VALVES,ETC.	5 286	8 511	5 956
				748 TRANSMISSIONS SHAFTS ETC	37 937	23 567	16 481
				749 NON-ELECT MACH.PARTS,ETC	557	858	597
				751 OFFICE MACHINES	20	80	57
				752 AUTOMATC.DATA PROC.EQUIP	376	1 689	1 179
				759 PARTS,FOR OFFICE MACHINS	22	912	632
				762 RADIO-BROADCAST RECEIVER	19	139	99
				763 SOUND RECORDER,PHONOGRPH	1	52	36
				764 TELECOMM.EQUIP.PARTS NES	1 044	5 291	3 711
				771 ELECT POWER MACHNY,PARTS	384	4 180	2 940
				772 ELEC.SWITCH,RELAY,CIRCUIT	6 073	26 428	18 508
				773 ELECTR DISTRIB.EQPT NES	829	935	646
				774 ELECTRO-MEDCL,XRAY EQUIP	106	340	235
				775 DOM.ELEC,NON-ELEC.EQUIPT	117	175	119

BRAZIL

IMPORTS

001 LIVE ANIMALS	126	145	103
011 BOVINE MEAT	42 639	44 381	31 224
012 OTHER MEAT, MEAT OFFAL	79 837	47 239	32 872
017 MEAT,OFFL.PRPD,PRSD,NES	102 245	55 038	38 711
034 FISH,FRESH,CHILLED,FROZEN	1 616	5 715	3 975
037 FISH ETC.PRPD,PRSD,NES	235	101	70
054 VEGETABLES	1 069	420	299
056 VEGETABLES,PRPD,PRSD,NES	3 450	2 606	1 838
057 FRUIT,NUTS EXCL.OIL NUTS	218 023	47 770	33 310
058 FRUIT,PRESERVED,PREPARED	58 718	4 695	3 266
059 FRUIT, VEGETABLE JUICES	2 116 857	422 214	295 703
061 SUGARS,MOLASSES,HONEY	7 686	1 177	824
062 SUGAR CONFECTIONERY	1 534	422	290
071 COFFEE,COFFEE SUBSTITUTE	510 675	277 856	194 616
072 COCOA	11 023	2 239	1 545
073 CHOCOLATE,OTH.COCOA PREP	162	79	56
074 TEA AND MATE	5 352	1 471	1 021
075 SPICES	84 136	31 293	21 847
081 ANIMAL FEED STUFF	9 031 926	240 919	168 776
098 EDIBLE PROD.PREPTRNS,NES	2 294	420	295
111 NON-ALCOHOL.BEVERAGES,NES	473	49	35
112 ALCOHOLIC BEVERAGES	3 391	862	605
121 TOBACCO, UNMANUFACTURED	322 314	177 167	123 742
122 TOBACCO, MANUFACTURED	105	433	302
211 HIDES,SKINS(EX.FURS),RAW	2 134	183	127
222 OILSEED(SFT.FIX VEG.OIL)	5 028 914	175 026	123 448
232 SYNTHETIC RUBBER, ETC.	27 141	5 009	3 519
245 FUEL WOOD, WOOD CHARCOAL	3 246	155	110
248 WOOD, SIMPLY WORKED	75 485	8 204	5 726
251 PULP AND WASTE PAPER	1 433 589	172 298	120 701
261 SILK	359	1 723	1 205
263 COTTON	91 503	8 465	5 864
267 OTHER MAN-MADE FIBRES	308	60	43
268 WOOL, OTHER ANIMAL HAIR	31 018	21 346	14 967
269 WORN CLOTHING,TEXTL.ARTL	143	77	53
273 STONE, SAND AND GRAVEL	160 565	7 758	5 430
277 NATURAL ABRASIVES, NES	4 353	165	110
278 OTHER CRUDE MINERALS	819 383	22 641	15 855
281 IRON ORE, CONCENTRATES	227 543 706	1 058 694	740 674
282 FERROUS WASTE AND SCRAP	4 338	570	401
285 ALUMINIUM ORE,CONCTR.ETC	36 959	827	580
287 ORE,CONCENTR.BASE METALS	38 025	388	269
288 NON-FERROUS WASTE,SCRAP	937	3 470	2 444
291 CRUDE ANIMAL MATERLS,NES	274 277	34 085	23 756
292 CRUDE VEG.MATERIALS, NES	10 280	7 933	5 465
334 PETROLEUM PRODUCTS	10 275	1 040	748
335 RESIDUAL PETROL.PRODUCTS	511 872	9 492	6 637
421 FIXED VEG.FAT,OILS, SOFT	6 974	1 004	892
422 FIXED VEG.FAT,OILS,OTHER	17 131	2 311	1 560
431 ANIMAL,VEG.FATS,OILS,NES	37 734	15 945	11 101
511 HYDROCARBONS,NES,DERIVTS	229 390	16 150	11 053

7 IMPORTS AND EXPORTS (SPECIAL TRADE) BY COUNTRIES OF PRODUCTION AND CONSUMPTION AND BY GROUPS OF THE SITC-REV. III 1995

GROUP DESCRIPTION	DT = 100 KG	1 000 DM	1 000 \$	GROUP DESCRIPTION	DT = 100 KG	1 000 DM	1 000 \$
776 TRANSISTORS, VALVES, ETC.	224	5 462	3 804	551 ESSNTL. OIL, PERFUME, FLAVR	855	2 549	1 796
778 ELECTRIC MACH. APPART. NES	8 440	23 683	16 557	553 PERFUMERY, COSMETICS, ETC.	10 743	14 116	9 892
781 PASS. MOTOR VEHCLS. EX. BUS	13 405	16 305	11 397	554 SOAP, CLEANERS, POLISH, ETC	107 005	42 927	29 963
782 GOODS, SPCL. TRANSPORT VEH	61 781	68 438	47 961	562 FERTILIZER, EXCEPT GRP272	6 081 288	131 675	91 456
784 PARTS, TRACTORS, MOTOR VEH	102 224	55 365	38 699	571 POLYMERS OF ETHYLENE	69 075	11 976	8 333
785 CYCLES, MOTORCYCLES, ETC.	1 980	5 425	3 852	572 POLYMERS OF STYRENE	88 077	17 482	12 246
786 TRAILERS, SEMI-TRAILER, ETC	852	400	282	573 POLYMERS, VINYL CHLORIDE	22 637	7 371	5 128
791 RAILWAY VEHICLES, EQUIPNT	90	379	262	574 POLYACETAL, POLYCARBONATE	33 953	16 023	11 180
792 AIRCRAFT, ASSOCTD. EQUIPNT	1	45	33	575 OTH. PLASTIC, PRIMARY FORM	95 569	62 262	43 360
811 PREFABRICATED BUILDINGS	244	80	56	581 PLASTIC TUBE, PIPE, HOSE	5 261	9 145	6 414
812 PLUMBING, SANITRY, EQPT. ETC	458	670	473	582 PLASTIC PLATE, SHEETS, ETC	24 649	33 479	23 354
813 LIGHTING FIXTURES, ETC. NES	665	451	318	583 MONOFILAMENT OF PLASTICS	1 833	2 906	2 036
821 FURNITURE, CUSHIONS, ETC.	227 436	86 655	60 707	591 INSECTICIDES, ETC.	4 065	6 437	4 487
831 TRUNK, SUIT-CASES, BAG, ETC	649	2 914	2 040	592 STARCHES, INULIN, ETC.	10 656	6 445	4 509
841 MENS, BOYS CLOTHING, X-KNIT	713	1 709	1 181	593 EXPLOSIVES, PYROTECHNICS	84	132	135
842 WOMEN, GIRL CLOTHING, X-KNIT	3 949	11 395	7 959	597 PREPRD ADDITIVES, LIQUIDS	31 259	13 371	9 338
843 MENS, BOYS CLOTHING, KNIT	486	1 477	1 004	598 MISC. CHEMICAL PRODTS. NES	167 080	73 687	51 390
844 WOMEN, GIRLS CLOTHING, KNIT	2 527	9 160	6 412	600 CPL IND PLANT CHAP 69-76	12 413	5 974	3 930
845 OTHR. TEXTILE APPAREL, NES	19 973	46 443	32 466	611 LEATHER	4 072	5 515	3 881
846 CLOTHING ACCESSRS, FABRIC	37	111	77	612 MANUFACT. LEATHER ETC. NES	70	226	158
848 CLOTHING, NONTEXTL; HEADGEAR	1 138	5 880	4 108	613 FURSkins, TANNED, DRESSED	9	83	56
851 FOOTWEAR	23 612	86 505	60 166	621 MATERIALS OF RUBBER	1 689	6 558	4 594
871 OPTICAL INSTRUMENTS, NES	8	265	184	625 RUBBER TYRES, TUBES, ETC.	34 092	7 054	4 933
872 MEDICAL INSTRUMENTS, NES	668	3 013	2 119	629 ARTICLES OF RUBBER, NES	6 322	23 181	16 209
873 METERS, COUNTERS, NES	626	1 909	1 332	633 CORK MANUFACTURES	413	2 299	1 603
874 MEASURE, CONTROL INSTRMNT	1 257	7 361	5 146	634 VENEERS, PLYWOOD, ETC.	2 121	1 367	961
881 PHOTOGRAPH APPAR. ETC. NES	120	1 747	1 198	635 WOOD MANUFACTURES, NES	493	243	171
882 PHOTO. CINEMATOGRAPH. SUPPL	2 035	2 951	2 057	641 PAPER AND PAPERBOARD	625 355	111 100	77 985
884 OPTICAL GOODS, NES	229	2 065	1 466	642 PAPER, PAPERBOARD, CUT ETC	11 511	7 977	5 580
885 WATCHES AND CLOCKS	872	1 667	1 165	651 TEXTILE YARN	33 809	26 642	18 609
891 ARMS AND AMMUNITION	1 416	5 584	3 934	652 COTTON FABRICS, WOVEN	199	614	283
892 PRINTED MATTER	602	1 096	770	653 FABRICS, MAN-MADE FIBRES	769	1 698	1 191
893 ARTICLES, NES, OF PLASTICS	809	1 651	1 165	654 OTH. TEXTILE FABRIC, WOVEN	977	849	594
894 BABY CARRIAGE, TOYS, GAMES	398	436	308	655 KNIT. CROCHET. FABRIC NES	407	1 169	823
895 OFFICE, STATIONERY SUPPLS	356	661	459	656 TULLE, LACE, EMBROIDRY, ETC	114	1 301	916
896 WORKS OF ART, ANTIQUE ETC	67	377	261	657 SPECIAL YARN, TXTL. FABRIC	3 661	13 512	9 465
897 GOLD, SILVERWARE, JEWEL NES	927	3 549	2 487	658 TEXTILE ARTICLES NES	2 036	2 914	2 048
898 MISC INSTRUMENTS, ETC.	2 358	2 893	1 988	659 FLOOR COVERINGS, ETC.	1 294	3 050	2 140
899 MISC MANUFACTRD GOODS NES	2 736	3 345	2 337	661 LIME, CEMENT, CONSTR. MATRL	358	324	224
971 GOLD, NONMONTY EXCL ORES	53	36 617	25 573	662 CLAY, REFRCT. CONSTR. MATRL	37 631	12 117	8 446
				663 MINERAL MANUFACTURES, NES	14 336	26 516	18 585
EXPORTS	16 183 359	7 224 547	5 057 591	664 GLASS	49 047	22 998	15 929
001 LIVE ANIMALS	4 181	6 524	4 405	665 GLASSWARE	8 801	7 544	5 277
012 OTHER MEAT, MEAT OFFAL	36	72	50	666 POTTERY	553	745	507
017 MEAT, OFFL. PRPD, PRSVD, NES	251	273	193	667 PEARLS, PRECIOUS STONES	9	1 012	715
022 MILK AND CREAM	10 919	3 917	2 770	671 PIG IRON, SPIEGELEISN, ETC	13 772	2 571	1 806
023 BUTTER, OTHER FAT OF MILK	10 115	4 104	2 921	673 FLAT-ROLLED IRON ETC.	32 996	4 925	3 481
024 CHEESE AND CURD	200 253	82 887	58 572	674 FLAT-ROLLED PLATED IRON	105 658	12 504	8 762
037 FISH ETC. PRPD, PRSVD, NES	361	422	296	675 FLAT-ROLLED, ALLOY STEEL	102 692	37 921	26 606
041 WHEAT, MESLIN, UNMILLED	1 280 673	28 338	19 867	676 IRON, STL. BAR, SHAPES ETC.	47 643	7 479	5 229
048 CEREAL PREPARATIONS	763 057	43 606	30 518	677 RAILWAY TRACK IRON, STEEL	3 421	893	608
054 VEGETABLES	3 469	1 776	1 227	678 WIRE OF IRON OR STEEL	3 476	3 373	2 372
056 VEGETABLES, PRPD, PRSVD, NES	10 084	3 614	2 542	679 TUBES, PIPES, ETC. IRON, STL	131 160	23 996	16 873
057 FRUIT, NUTS EXCL. OIL NUTS	1 298	372	256	681 SILVER, PLATINUM, ETC.	46	25 828	18 016
058 FRUIT, PRESERVED, PREPARED	8 402	4 075	2 841	682 COPPER	13 029	12 919	9 022
061 SUGARS, MOLASSES, HONEY	11 141	1 666	1 170	683 NICKEL	1 087	2 965	2 066
062 SUGAR CONFECTIONERY	2 688	1 701	1 203	684 ALUMINIUM	102 133	51 436	36 069
071 COFFEE, COFFEE SUBSTITUTE	559	648	462	685 LEAD	140	56	38
073 CHOCOLATE, OTH. COCOA PREP	9 709	8 140	5 789	686 ZINC	631	316	217
075 SPICES	2 327	1 000	693	687 TIN	64	114	80
081 ANIMAL FEED STUFF	3 752	3 788	2 631	688 MISC. NON-FERR. BASE METAL	1 106	2 852	2 012
098 EDIBLE PROD. PREPRTNS, NES	4 351	7 727	5 403	691 METALLIC STRUCTURES NES	3 066	2 609	1 839
111 NON-ALCOHOL. BEVERAGE, NES	3 156	388	268	692 CONTAINERS, STORAGE, TRNSP	4 815	3 974	2 786
112 ALCOHOLIC BEVERAGES	160 474	34 828	24 255	693 WIRE PRODUCTS EXCL. ELECT	4 047	3 677	2 590
122 TOBACCO, MANUFACTURED	101	143	100	694 NAILS, SCREWS, NUTS, ETC.	16 234	20 621	14 444
232 SYNTHETIC RUBBER, ETC.	30 095	11 910	8 288	695 TOOLS	6 487	36 711	25 730
245 FUEL WOOD, WOOD CHARCOAL	171	88	63	696 CUTLERY	846	3 362	2 382
248 WOOD, SIMPLY WORKED	403	78	54	697 HOUSEHOLD EQUIPMENT, NES	641	1 435	1 016
251 PULP AND WASTE PAPER	28 308	1 239	871	699 MANUFACTS. BASE METAL, NES	60 851	87 806	61 527
261 SILK	125	88	58	700 CPL IND PLANT (84/85/87)	9 167	44 010	30 672
266 SYNTHETIC FIBRES	1 569	754	524	711 STEAM GENER. BOILERS, ETC.	697	1 183	798
267 OTHER MAN-MADE FIBRES	4 650	1 455	1 038	712 STEAM TURBINES	99	6 058	4 269
268 WOOL, OTHER ANIMAL HAIR	272	299	211	713 INTRNL COMBUS PSTN ENGIN	28 852	87 123	60 955
269 WORN CLOTHING, TEXTL. ARTL	890	213	151	714 ENGINES, MOTORS NON-ELECT	77	9 358	6 624
272 FERTILIZERS, CRUDE	600	46	33	716 ROTATING ELECTRIC PLANT	18 554	45 515	31 810
273 STONE, SAND AND GRAVEL	1 460	56	39	718 OTH. POWR. GENRTNG. MACHNRY	4 827	30 579	21 628
274 SULPHUR, UNRSTD. IRON PYRS	1 236 395	9 835	6 911	721 AGRIC. MACHINES, EX. TRACTR	2 096	6 032	4 241
277 NATURAL ABRASIVES, NES	89	1 742	1 223	723 CIVIL ENGINEERING EQUIPT	7 279	13 837	9 752
278 OTHER CRUDE MINERALS	16 701	741	516	724 TEXTILE, LEATHER MACHINES	78 403	347 448	243 900
285 ALUMINIUM ORE, CONCTR. ETC	8 182	1 602	1 121	725 PAPER, PULP MILL MACHINES	9 033	47 095	32 826
287 ORE, CONCENTR. BASE METALS	124	158	111	726 PRINTNG, BOOKBINDNG MACHS	49 097	280 560	196 452
288 NON-FERROUS WASTE, SCRAP	3 420	1 272	854	727 FOOD-PROCESS. MCH. NON DOM	7 746	34 443	24 109
289 PREC. METAL ORES, CONCTR		447	318	728 OTH. MACH. PTS, SPCL INDUST	69 598	322 457	225 592
291 CRUDE ANIMAL MATERLS, NES	17 588	10 336	7 289	731 METAL REMOVAL WORK TOOLS	17 167	97 320	68 218
292 CRUDE VEG. MATERIALS, NES	7 201	12 710	8 894	733 MACH-TOOLS, METAL-WORKING	12 405	44 438	31 249
325 COKE, SEMI-COKE, RET. CARBN	10 000	475	338	735 PARTS, NES, FOR MACH-TOOLS	7 456	49 600	34 766
334 PETROLEUM PRODUCTS	749 261	19 038	13 522	737 METALWORKING MACHNRY NES	29 225	119 588	83 058
335 RESIDUAL PETROL. PRODUCTS	587 671	22 505	15 660	741 HEATING, COOLNG EQUIP, PART	31 785	77 482	54 388
411 ANIMAL OILS AND FATS	143	125	86	742 PUMPS FOR LIQUIDS, PARTS	15 014	84 933	59 324
421 FIXED VEG. FAT, OILS, SOFT	24 475	2 353	1 684	743 PUMPS NES, CENTRIFUGS ETC	27 229	92 704	64 947
422 FIXED VEG. FAT, OILS, OTHER	468	285	196	744 MECHANICAL HANDLING EQUIP	30 973	74 064	51 636
431 ANIMAL, VEG. FATS, OILS, NES	9 406	2 247	1 562	745 OTH. NONELEC MCH, TOOL, NES	45 148	178 203	125 077
511 HYDROCARBONS, NES, DERIVTS	88 888	12 311	8 582	746 BALL OR ROLLER BEARINGS	31 267	78 477	55 013
512 ALCOHOL, PHENOL, ETC. DERIV	208 513	60 053	41 985	747 TAPS, COCKS, VALVES, ETC.	6 259	51 171	35 819
513 CARBOXYLIC ACIDS, DERIVTS	100 843	33 025	23 024	748 TRANSMISSIONS SHAFTS ETC	32 723	66 851	46 829
514 NITROGEN-FUNCT. COMPOUNDS	72 351	94 423	65 920	749 NON-ELECT MACH. PARTS, ETC	8 565	55 247	38 590
515 ORGANO-INORGANIC COMPOUNDS	60 238	167 290	117 221	751 OFFICE MACHINES	319	1 626	1 132
516 OTHER ORGANIC CHEMICALS	50 366	28 490	19 812	752 AUTOMATC. DATA PROC. EQUIP	506	15 673	10 848
522 INORGANIC CHEM. ELEMENTS	77 029	26 317	18 343	759 PARTS, FOR OFFICE MACHINS	226	4 623	3 209
523 METAL. SALTS, INORGAN. ACID	161 083	24 741	17 319	761 TELEVISION RECEIVERS ETC	7	217	149
524 OTHER CHEMICAL COMPOUNDS	3 545	2 282	1 599	762 RADIO-BROADCAST RECEIVER	427	5 513	3 931
525 RADIO-ACTIVE MATERIALS	201	7 224	5 066	763 SOUND RECORDER, PHONOGRPH	22	615	427
531 SYNTH. COLOURS, LAKES, ETC.	19 592	54 046	37 696	764 TELECOMM. EQUIP. PARTS NES	6 555	174 521	122 616
532 DYEING, TANNING MATERIALS	1 066	765	542	771 ELECT POWER MACHNRY, PARTS	5 399	26 123	18 209
533 PIGMENTS, PAINTS, ETC.	107 732	62 094	43 412	772 ELEC. SWITCH, RELAY, CIRCUIT	15 197	134 645	94 254
541 MEDICINES, ETC. EXC. GRP542	10 745	144 190	100 884	773 ELECTR. DISTRIB. EQPT. NES	11 252	35 011	24 557
542 MEDICAMENTS	2 629	38 022	26 636	774 ELECTRO-MEDCL. XRAY EQUIP	1 923	53 967	37 763
				775 DOM. ELEC. NON-ELEC. EQUIPT	1 533	4 157	2 911

7 IMPORTS AND EXPORTS (SPECIAL TRADE) BY COUNTRIES OF PRODUCTION AND CONSUMPTION AND BY GROUPS OF THE SITC-REV. III 1995

GROUP DESCRIPTION	DT = 100 KG	1 000 DM	1 000 \$	GROUP DESCRIPTION	DT = 100 KG	1 000 DM	1 000 \$
776 TRANSISTORS, VALVES, ETC.	1 153	30 885	21 560	759 PARTS, FOR OFFICE MACHINS	84	659	457
778 ELECTRIC MACH. APPART. NES	65 395	170 467	119 136	764 TELECOMM. EQUIP. PARTS NES	2	447	317
781 PASS. MOTOR VEHCLS. EX. BUS	619 703	912 330	641 896	778 ELECTRIC MACH. APPART. NES	1	61	40
782 GOODS, SPCL. TRANSPORT VEH	5 650	6 667	4 658	781 PASS. MOTOR VEHCLS. EX. BUS	27	117	77
783 ROAD MOTOR VEHICLES NES	88	245	163	785 CYCLES, MOTORCYCLES ETC.	245	914	644
784 PARTS, TRACTORS, MOTOR VEH	270 869	465 206	325 248	792 AIRCRAFT, ASSOCTD. EQUIPNT	4	243	174
785 CYCLES, MOTORCYCLES ETC.	434	2 330	1 628	821 FURNITURE, CUSHIONS, ETC.	2 213	1 333	943
786 TRAILERS, SEMI-TRAILER, ETC	1 238	1 885	1 284	831 TRUNK, SUIT-CASES, BAG, ETC	3	59	40
791 RAILWAY VEHICLES, EQUIPNT	51	204	143	841 MENS, BOYS CLOTHING, X-KNIT	483	963	673
792 AIRCRAFT, ASSOCTD. EQUIPNT	136	15 237	10 722	844 WOMEN, GIRLS CLOTHING, KNIT	100	735	510
793 SHIP, BOAT, FLOAT, STRUCTRS	2 689	24 325	16 235	845 OTHR. TEXTILE APPAREL, NES	264	1 605	1 125
800 CPL IND PLANT CHAP 90/94	1 100	25 787	17 071	848 CLOTHING, NONXTL; HEADGEAR	23	298	208
811 PREFABRICATED BUILDINGS	294	315	222	871 OPTICAL INSTRUMENTS, NES	4	70	48
813 LIGHTING FIXTURES ETC. NES	605	4 323	3 001	874 MEASURE, CONTROL INSTRMNT	9	1 899	1 311
821 FURNITURE, CUSHIONS, ETC.	2 375	3 933	2 757	892 PRINTED MATTER	18	70	54
831 TRUNK, SUIT-CASES, BAG, ETC	583	2 623	1 836	893 ARTICLES, NES, OF PLASTICS	25	43	32
841 MENS, BOYS CLOTHING, X-KNIT	82	1 175	823	894 BABY CARRIAGE, TOYS, GAMES	144	120	86
842 WOMEN, GIRL CLOTHING, KNIT	17	1 167	828	895 OFFICE, STATIONERY SUPPLS	203	133	93
844 WOMEN, GIRLS CLOTHING, KNIT	3	133	89	896 WORKS OF ART, ANTIQUE ETC	39	87	59
845 OTHR. TEXTILE APPAREL, NES	34	478	333	897 GOLD, SILVERWARE, JEWEL NES	11	239	169
846 CLOTHING ACCESSRS, FABRIC	31	243	172	898 MUSICAL INSTRUMENTS, ETC.	549	586	408
848 CLOTHING, NONXTL; HEADGEAR	31	174	118	899 MISC MANUFCTRD GOODS NES	6	107	74
851 FOOTWEAR	323	721	500	971 GOLD, NONMONTY EXCL ORES	100	8 855	6 203
871 OPTICAL INSTRUMENTS, NES	331	23 191	16 275				
872 MEDICAL INSTRUMENTS NES	1 718	41 901	29 392	EXPORTS	1 893 841	1 094 394	764 595
873 METERS, COUNTERS, NES	1 213	17 496	12 289	001 LIVE ANIMALS	10	97	69
874 MEASURE, CONTROL INSTRMNT	12 329	202 720	142 028	017 MEAT, OFFL. PRPD, PRSVD, NES	35	45	30
881 PHOTOGRAPH APPAR. ETC. NES	615	3 558	2 501	023 BUTTER, OTHER FAT OF MILK	822	298	203
882 PHOTO. CINEMATOPRPH. SUPPL	13 464	12 758	8 955	024 CHEESE AND CURD	455	275	192
884 OPTICAL GOODS NES	70	7 033	4 923	037 FISH ETC. PREPD, PRSVD, NES	92	103	73
885 WATCHES AND CLOCKS	561	3 295	2 294	046 MEAL, FLOUR OF WHEAT, MSLN	13 270	487	334
891 ARMS AND AMMUNITION	15	231	159	048 CEREAL PREPARATIONS	945	438	302
892 PRINTED MATTER	10 574	17 262	12 090	054 VEGETABLES	162	67	46
893 ARTICLES, NES, OF PLASTICS	25 818	30 188	21 087	056 VEGETABLES, PRPD, PRSVD, NES	194	142	100
894 BABY CARRIAGE, TOYS, GAMES	3 458	5 342	3 752	061 SUGARS, MOLASSES, HONEY	2 206	602	412
895 OFFICE, STATIONERY SUPPLS	2 165	16 316	11 429	062 SUGAR CONFECTIONERY	117	92	63
896 WORKS OF ART, ANTIQUE ETC	32	1 727	1 223	073 CHOCOLATE, OTH. COCOA PREP	530	535	375
897 GOLD, SILVERWARE, JEWEL NES	7	3 787	2 674	075 SPICES	213	151	105
898 MUSICAL INSTRUMENTS, ETC.	32 786	43 948	30 791	081 ANIMAL FEED STUFF	1 217	622	430
899 MISC MANUFCTRD GOODS NES	1 789	21 270	14 905	098 EDIBLE PROD, PREPRTNS, NES	2 357	1 611	1 130
941 COMPL IND PLANT CHAPT 99	1 481	2 442	1 679	111 NON-ALCOHOL. BEVERAGE, NES	1 951	346	243
971 GOLD, NONMONTY EXCL ORES		108	74	112 ALCOHOLIC BEVERAGES	5 954	927	651
				232 SYNTHETIC RUBBER, ETC.	5 861	2 018	1 398
CHILE				251 PULP AND WASTE PAPER	2 809	545	382
IMPORTS	12 139 486	1 546 521	1 083 054	266 SYNTHETIC FIBRES	11 740	3 943	2 767
012 OTHER MEAT, MEAT OFFAL	4 082	2 607	1 837	267 OTHER MAN-MADE FIBRES	627	193	138
017 MEAT, OFFL. PRPD, PRSVD, NES	4 934	2 004	1 393	269 WORN CLOTHING, TEXTL. ARTL	44 621	11 013	7 736
034 FISH, FRESH, CHILLED, FROZN	57 989	22 353	15 557	273 STONE, SAND AND GRAVEL	1 556	47	32
035 FISH, DRIED, SALTED, SMOKED	6 678	5 977	4 158	278 OTHER CRUDE MINERALS	19 843	415	288
036 CRUSTACEANS, MOLLUSCS ETC	316	397	275	282 FERROUS WASTE AND SCRAP	2 636	280	198
037 FISH ETC. PREPD, PRSVD, NES	5 663	7 609	5 316	291 CRUDE ANIMAL MATERIALS, NES	104	180	125
044 MAIZE UNMILLED	3 881	1 451	1 027	292 CRUDE VEG. MATERIALS, NES	1 802	3 459	2 372
054 VEGETABLES	87 925	9 938	7 044	335 RESIDUAL PETROL. PRODUCTS	399 531	12 392	8 690
056 VEGETABLES, PRPD, PRSVD, NES	5 999	3 058	2 122	411 ANIMAL OILS AND FATS	38 982	3 693	2 595
057 FRUIT, NUTS EXCL. OIL NUTS	812 149	175 158	123 939	431 ANIMAL, VEG. FATS, OILS, NES	140	96	66
058 FRUIT, PRESERVED, PREPARED	73 471	24 818	17 557	511 HYDROCARBONS, NES, DERIVTS	2 056	457	316
059 FRUIT, VEGETABLE JUICES	3 092	1 669	1 170	512 ALCOHOL, PHENOL, ETC. DERIV	2 610	1 149	800
061 SUGARS, MOLASSES, HONEY	15 686	2 493	1 747	513 CARBOXYLIC ACIDS, DERIVTS	18 240	3 168	2 214
062 SUGAR CONFECTIONERY	33	52	37	514 NITROGEN-FUNCT. COMPOUNDS	12 773	4 038	2 814
075 SPICES	2 263	1 798	1 264	515 ORGANO-INORGANIC COMPNDS	4 139	5 547	3 869
081 ANIMAL FEED STUFF	831 593	53 381	37 646	516 OTHER ORGANIC CHEMICALS	1 615	6 798	4 624
112 ALCOHOLIC BEVERAGES	23 067	8 968	6 254	522 INORGANIC CHEM. ELEMENTS	2 239	2 326	1 610
121 TOBACCO, UNMANUFACTURED	186	91	63	523 METAL, SALTS, INORGAN. ACID	49 668	5 112	3 608
248 WOOD, SIMPLY WORKED	2 254	391	278	524 OTHER CHEMICAL COMPOUNDS	34 133	4 442	3 092
251 PULP AND WASTE PAPER	1 002 275	117 349	82 228	525 RADIO-ACTIVE MATERIALS	881	429	296
263 COTTON	608	76	54	531 SYNTH. COLOURS, LAKES, ETC.	6	49	35
268 WOOL, OTHER ANIMAL HAIR	1 882	2 167	1 531	532 DYEING, TANNING MATERIALS	3 563	8 558	5 993
272 FERTILIZERS, CRUDE	12 205	600	420	533 PIGMENTS, PAINTS, ETC.	2 513	864	606
278 OTHER CRUDE MINERALS	26 904	476	336	541 MEDICINES, ETC. EXC. GRP542	12 656	9 007	6 273
281 IRON ORE, CONCENTRATES	4 524 665	29 120	20 455	542 MEDICAMENTS	3 359	11 230	7 868
283 COPPER ORES, CONCENTRATES	2 646 125	327 138	228 153	551 ESSNTL. OIL, PERFUME, FLAVR	2 335	13 660	9 557
287 ORE, CONCENTR. BASE METALS	138 859	31 239	21 897	553 PERFUMERY, COSMETICS, ETC.	1 926	5 172	3 599
288 NON-FERROUS WASTE, SCRAP	945	2 344	1 613	554 SOAP, CLEANERS, POLISH, ETC	4 326	5 518	3 884
289 PREC. METAL ORES, CONCTRTS	2 746	187 456	130 515	562 FERTILIZER, EXCEPT GRP272	39 592	12 967	9 045
291 CRUDE ANIMAL MATERIALS, NES	39 509	4 649	3 248	571 POLYMERS OF ETHYLENE	1 983	518	361
292 CRUDE VEG. MATERIALS, NES	26 001	11 253	7 928	573 POLYMERS OF STYRENE	5 639	995	677
411 ANIMAL OILS AND FATS	188 170	11 088	7 856	574 POLYMERS, VINYL CHLORIDE	17 023	3 747	2 612
422 FIXED VEG. FAT, OILS, OTHER	55	165	113	575 OTH. PLASTIC, PRIMARY FORM	2 316	1 153	798
512 ALCOHOL, PHENOL, ETC. DERIV	512 362	21 052	14 517	581 PLASTIC TUBE, PIPE, HOSE	3 816	1 675	1 176
513 CARBOXYLIC ACIDS, DERIVTS	410	383	271	582 PLASTIC PLATE, SHEETS, ETC	21 967	12 004	8 368
514 NITROGEN-FUNCT. COMPOUNDS	475	109	79	583 MONOFILAMENT OF PLASTICS	3 531	5 075	3 540
522 INORGANIC CHEM. ELEMENTS	30 748	12 813	9 037	584 INSECTICIDES, ETC.	12 762	9 716	6 786
523 METAL, SALTS, INORGAN. ACID	41 913	17 670	12 332	592 STARCHES, INULIN, ETC.	927	979	687
524 OTHER CHEMICAL COMPOUNDS	865	1 247	887	593 EXPLOSIVES, PYROTECHNICS	12 313	14 334	10 135
532 DYEING, TANNING MATERIALS	241	109	75	597 PREPD ADDITIVES, LIQUIDS	12 297	4 407	3 070
541 MEDICINES, ETC. EXC. GRP542	7	68	48	598 MISC. CHEMICAL PRODTS, NES	45	254	174
551 ESSNTL. OIL, PERFUME, FLAVR	150	82	59	600 CPL IND PLANT CHAP 69-76	6 142	2 496	1 748
573 POLYMERS, VINYL CHLORIDE	891	125	86	611 LEATHER	34 291	20 191	14 075
634 VENEERS, PLYWOOD, ETC.	21 187	1 971	1 385	612 MANUFACT. LEATHER ETC. NES	3 252	855	602
635 WOOD MANUFACTURES, NES	12 929	4 502	3 134	621 MATERIALS OF RUBBER	361	257	182
641 PAPER AND PAPERBOARD	5 541	489	349	625 RUBBER TYRES, TUBES, ETC.	6	67	48
658 TEXTILE ARTICLES NES	2	45	31	629 ARTICLES OF RUBBER, NES	828	1 387	970
661 LIME, CEMENT, CONSTR. MATRL	267	58	40	633 CORK MANUFACTURES	2 284	1 176	826
666 POTTERY	101	192	130	634 VENEERS, PLYWOOD, ETC.	3 971	5 932	4 162
671 PTG IRON, SPIEGELEISN, ETC	5 057	2 082	1 431	635 WOOD MANUFACTURES, NES	266	1 211	846
674 FLAT-ROLLED PLATED IRON	605	45	32	641 PAPER AND PAPERBOARD	87	49	35
682 COPPER	944 747	403 802	282 760	642 PAPER, PAPERBOARD, CUT ETC	633	360	255
687 TIN	457	371	264	651 TEXTILE YARN	233 716	46 320	32 285
695 TOOLS	132	111	80	652 COTTON FABRICS, WOVEN	31 433	9 665	6 770
716 ROTATING ELECTRIC PLANT	2	130	94	653 FABRICS, MAN-MADE FIBRES	3 315	3 599	2 500
723 CIVIL ENGINEERING EQUIPT	191	128	90	654 OTH. TEXTILE FABRIC, WOVEN	243	692	479
725 PAPER, PULP, MILL MACHINES	152	679	476	655 KNIT, CROCHET, FABRIC NES	836	2 029	1 426
728 OTH. MACH. PTS, SPCL. INDUST	11	54	39	656 TULLE, LACE, EMBROIDRY, ETC	220	499	344
737 METALWORKING MACHNRY NES		62	43	657 SPECIAL YARN, TXTL. FABRIC	855	1 194	834
742 PUMPS FOR LIQUIDS, PARTS	26	58	41	658 TEXTILE ARTICLES NES	34	239	165
752 AUTOMATC. DATA PROC. EQUIP	1	89	61		7 976	7 259	5 079
					1 252	1 475	1 020

7 IMPORTS AND EXPORTS (SPECIAL TRADE) BY COUNTRIES OF PRODUCTION AND CONSUMPTION AND BY GROUPS OF THE SITC-REV. III 1995

GROUP DESCRIPTION	DT = 100 KG	1 000 DM	1 000 \$	GROUP DESCRIPTION	DT = 100 KG	1 000 DM	1 000 \$
659 FLOOR COVERINGS, ETC.	786	686	483	941 COMPL IND PLANT CHAPT 99	40 533	25 731	18 313
661 LIME, CEMENT, CONSTR. MATRL	1 378	83	57				
662 CLAY, REFRCT. CONSTR. MATRL	12 442	2 056	1 443	BOLIVIA			
663 MINERAL MANUFACTURES, NES	4 182	3 832	2 674				
664 GLASS	1 178	806	559	IMPORTS	102 213	79 339	55 121
665 GLASSWARE	2 097	2 737	1 902				
666 POTTERY	140	223	154	045 OTHER CEREALS, UNMILLED	775	221	148
671 PIG IRON, SPIEGELEISN, ETC	448	98	67	057 FRUIT, NUTS EXCL. OIL NUTS	6 317	3 009	2 088
672 INGOTS ETC. IRON OR STEEL	160	53	37	071 COFFEE, COFFEE SUBSTITUTE	18 868	10 136	7 066
673 FLAT-ROLLED IRON ETC.	57 345	4 443	3 097	072 COCOA	1 013	369	254
674 FLAT-ROLLED PLATED IRON	26 377	3 485	2 447	081 ANIMAL FEED STUFF	688	156	109
675 FLAT-ROLLED, ALLOY STEEL	81 345	11 865	8 330	248 WOOD, SIMPLY WORKED	158	43	30
676 IRON, STL. BAR, SHAPES, ETC.	6 646	1 438	1 006	287 ORE, CONCENTR. BASE METALS	67 602	2 989	2 115
677 RAILWAY TRACK IRON, STEEL	8 554	778	559	289 PREC. METAL ORES, CONCENTR	140	53 944	37 391
678 WIRE OF IRON OR STEEL	725	310	218	291 CRUDE ANIMAL MATERIALS, NES	50	359	252
679 TUBES, PIPES, ETC. IRON, STL	43 692	13 029	9 104	292 CRUDE VEG. MATERIALS, NES	180	81	57
681 SILVER, PLATINUM, ETC.	35	492	351	522 INORGANIC CHEM. ELEMENTS	538	57	42
682 COPPER	222	401	276	635 WOOD MANUFACTURES, NES	811	348	247
683 NICKEL	38	309	217	666 POTTERY	115	146	100
684 ALUMINIUM	60 626	27 996	19 609	687 TIN	3 959	3 375	2 354
686 ZINC	797	258	179	689 MISC. NON-FERR. BASE METAL	100	43	30
689 MISC. NON-FERR. BASE METAL	11	222	155	723 CIVIL ENGINEERING EQUIPT	5	156	111
691 METALLIC STRUCTURES NES	9 298	2 134	1 500	762 RADIO-BROADCAST RECEIVER	29	700	491
692 CONTAINERS, STORAGE, TRANSP	1 688	1 315	923	764 TELECOMM. EQUIP. PARTS NES	3	48	35
693 WIRE PRODUCTS EXCL. ELECT	1 211	1 671	1 164	772 ELEC. SWITCH, RELAY, CIRCUIT	60	205	145
694 NAILS, SCREWS, NUTS, ETC.	1 403	1 735	1 216	821 FURNITURE, CUSHIONS, ETC.	288	118	82
695 TOOLS	3 342	10 417	7 301	841 MENS, BOYS CLOTHING, X-KNIT	6	55	38
696 CUTLERY	256	1 573	1 092	842 WOMEN, GIRL CLOTHING, X-KNIT	8	55	38
697 HOUSEHOLD EQUIPMENT, NES	261	7 469	5 329	845 OTHR. TEXTILE APPAREL, NES	190	2 029	1 414
699 MANUFACT. BASE METAL, NES	5 465	7 633	5 331	846 CLOTHING ACCESSRS, FABRIC	8	57	39
700 CPL IND PLANT (84/85/87)	17 160	27 159	19 166				
711 STEAM GENER. BOILERS, ETC.	270	536	356	EXPORTS	92 570	146 859	103 449
712 STEAM TURBINES	46	341	240				
713 INTRNL COMBUS PSTN ENGIN	3 931	17 150	11 947	001 LIVE ANIMALS	17	116	81
716 ROTATING ELECTRIC PLANT	5 733	6 161	4 320	022 MILK AND CREAM	300	102	73
718 OTH. POWR. GENRTNG. MACHNRY	900	2 700	1 877	054 VEGETABLES	268	389	275
721 AGRIC. MACHINES, EX. TRACTR	4 012	4 363	3 028	081 ANIMAL FEED STUFF	109	48	35
722 TRACTORS	1 257	979	657	112 ALCOHOLIC BEVERAGES	177	48	33
723 CIVIL ENGINEERING EQUIPT	23 240	22 875	15 990	266 SYNTHETIC FIBRES	994	233	165
724 TEXTILE, LEATHER MACHINES	11 638	28 269	19 309	292 CRUDE VEG. MATERIALS, NES	92	245	171
725 PAPER, PULP MILL MACHINES	2 046	6 501	4 578	334 PETROLEUM PRODUCTS	662	121	86
726 PRINTNG, BOOKBINDNG MACHS	4 456	21 728	15 257	335 RESIDUAL PETROL. PRODUCTS	343	54	37
727 FOOD-PROCESS. MCH. NON DOM	3 398	10 093	6 963	515 ALCOHOL, PHENOL, ETC. DERIV	876	339	236
728 OTH. MACH. PTS, SPCL INDUST	33 532	62 493	43 668	513 CARBOXYLIC ACIDS, DERIVTS	3 116	696	480
731 METAL REMOVAL WORK TOOLS	1 118	2 520	1 774	514 NITROGEN-FUNCT. COMPOUNDS	355	337	232
733 MACH-TOOLS, METAL-WORKING	1 159	1 983	1 380	515 ORGANO-INORGANIC COMPNDS	174	548	381
735 PARTS, NES, FOR MACH-TOOLS	230	1 434	1 002	516 OTHER ORGANIC CHEMICALS	374	214	149
737 METALWORKING MACHNRY NES	676	2 622	1 820	522 INORGANIC CHEM. ELEMENTS	4 820	863	602
741 HEATING, COOLING EQUIP, PART	8 584	15 981	10 992	523 METAL. SALTS, INORGAN. ACID	4 828	510	356
742 PUMPS FOR LIQUIDS, PARTS	2 897	12 842	8 942	531 SYNTH. COLOURS, LAKES, ETC.	327	972	669
743 PUMPS NES, CENTRIFUGS ETC	4 711	16 250	11 269	533 PIGMENTS, PAINTS, ETC.	2 622	1 259	876
744 MECHANICAL HANDLING EQUIP	39 152	30 536	21 312	541 MEDICINES, ETC. EXC. GRP542	168	1 066	739
745 OTH. NONELEC MCH, TOOL, NES	3 619	19 772	13 908	542 MEDICAMENTS	339	1 443	1 009
746 BALL OR ROLLER BEARINGS	1 408	2 987	2 094	551 ESSNTL. OIL, PERFUME, FLAVR	62	211	146
747 TAPS, COCKS, VALVES, ETC.	2 747	9 258	6 475	553 PERFUMERY, COSMETICS, ETC.	660	1 081	761
748 TRANSMISSIONS SHAFTS ETC	9 289	16 331	11 468	554 SOAP, CLEANERS, POLISH, ETC	1 892	640	447
749 NON-ELECT MACH. PARTS, ETC	549	8 662	5 974	562 FERTILIZER, EXCEPT GRP272	580	109	76
751 OFFICE MACHINES	608	1 866	1 301	571 POLYMERS OF ETHYLENE	7 045	955	664
752 AUTOMATC. DATA PROC. EQUIP	73	2 085	1 470	572 POLYMERS OF STYRENE	8 515	1 733	1 214
759 PARTS, FOR OFFICE MACHINS	27	663	468	573 POLYMERS, VINYL CHLORIDE	1 777	521	366
761 TELEVISION RECEIVERS ETC	3	116	81	574 POLYACETAL, POLYCARBONATE	116	67	47
762 RADIO-BROADCAST RECEIVER	2	62	44	575 OTH. PLASTIC, PRIMARY FORM	749	577	399
763 SOUND RECORDER, PHONOGRPH	36	403	284	581 PLASTIC TUBE, PIPE, HOSE	84	356	252
764 TELECOMM. EQUIP. PARTS NES	730	9 580	6 729	582 PLASTIC PLATE, SHEETS, ETC	424	483	338
771 ELECT. POWER MACHNY, PARTS	600	1 654	1 155	591 INSECTICIDES, ETC.	301	689	483
772 ELEC. SWITCH, RELAY, CIRCUIT	4 383	24 000	16 668	592 STARCHES, INULIN, ETC.	207	97	69
773 ELECTR. DISTRIBUT. EQPT NES	2 010	2 225	1 554	597 PREPRD. ADDITIVES, LIQUIDS	215	101	71
774 ELECTRO-MEDCL. XRAY EQUIP	373	5 500	3 872	598 MISC. CHEMICAL PRODS. NES	1 559	929	646
775 DOM. ELEC. NON-ELEC. EQUIP	2 084	6 076	4 236	621 MATERIALS OF RUBBER	65	51	34
776 TRANSISTORS, VALVES, ETC.	7	555	393	625 RUBBER TYRES, TUBES, ETC.	542	108	74
778 ELECTRIC. MACH. APPART. NES	3 836	12 995	9 096	629 ARTICLES OF RUBBER, NES	132	330	229
781 PASS. MOTOR VEHCLS. EX. BUS	34 790	67 611	47 247	641 PAPER AND PAPERBOARD	2 701	699	487
782 GOODS, SPCL TRANSPORT VEH	34 832	29 683	20 979	642 PAPER, PAPERBOARD, CUT ETC	610	248	170
783 ROAD MOTOR VEHICLES NES	13 372	14 510	10 129	651 TEXTILE YARN	64	129	89
784 PARTS, TRACTORS, MOTOR VEH	6 477	16 503	11 497	657 SPECIAL YARN, TXTL. FABRIC	332	230	158
785 CYCLES, MOTORCYCLES ETC.	303	1 371	939	662 CLAY, REFRCT. CONSTR. MATRL	6 986	1 000	698
786 TRAILERS, SEMI-TRAILR, ETC	2 045	1 283	889	663 MINERAL MANUFACTURES, NES	1 559	379	258
792 AIRCRAFT, ASSOCTD. EQUIPNT	16	2 153	1 494	664 GLASS	248	85	46
793 SHIP, BOAT, FLOAT. STRUCTRS	5 415	5 988	4 241	665 GLASSWARE	887	517	363
811 PREFABRICATED BUILDINGS	133	301	209	666 POTTERY	44	47	34
812 PLUMBNG, SANITRY, EQPT. ETC	91	162	113	673 FLAT-ROLLED IRON ETC.	3 004	187	131
813 LIGHTNG FIXTURES ETC. NES	464	2 266	1 579	678 WIRE OF IRON OR STEEL	192	78	55
821 FURNITURE, CUSHIONS, ETC.	1 996	2 380	1 658	684 ALUMINIUM	474	592	418
831 TRUNK, SUIT-CASES, BAG, ETC	52	167	114	691 METALLIC STRUCTURES NES	320	366	255
841 MENS, BOYS CLOTHING, X-KNIT	53	1 031	703	694 NAILS, SCREWS, NUTS, ETC.	57	49	33
842 WOMEN, GIRL CLOTHING, X-KNIT	199	1 298	902	695 TOOLS	841	1 918	1 341
844 WOMEN, GIRLS CLOTHING, KNIT	9	117	81	696 CUTLERY	65	189	131
845 OTHR. TEXTILE APPAREL, NES	52	935	644	699 MANUFACT. BASE METAL, NES	1 580	770	536
846 CLOTHING ACCESSRS, FABRIC	80	426	292	711 STEAM GENER. BOILERS, ETC.	94	173	119
848 CLOTHING, NONTXL; HEADGEAR	45	314	217	713 INTRNL COMBUS PSTN ENGIN	406	2 930	2 051
851 FOOTWEAR	283	558	394	716 ROTATING ELECTRIC PLANT	201	370	258
871 OPTICAL INSTRUMENTS, NES	386	4 456	3 118	718 OTH. POWR. GENRTNG. MACHNRY	3	65	44
872 MEDICAL INSTRUMENTS NES	683	11 533	8 087	721 AGRIC. MACHINES, EX. TRACTR	58	56	40
873 METERS, COUNTERS, NES	272	2 121	1 488	723 CIVIL ENGINEERING EQUIPT	170	307	217
874 MEASURE, CONTROL INSTRMNT	1 066	20 710	14 429	724 TEXTILE, LEATHER MACHINES	1 252	6 782	4 743
881 PHOTOGRAPH APPAR. ETC. NES	342	1 917	1 326	726 PRINTNG, BOOKBINDNG MACHS	396	2 398	1 593
882 PHOTO. CINEMATOGRPH. SUPPL	9 336	12 621	8 811	727 FOOD-PROCESS. MCH. NON DOM	2 002	6 007	4 268
884 OPTICAL GOODS NES	45	2 274	1 596	728 OTH. MACH. PTS, SPCL INDUST	2 104	4 045	2 839
885 WATCHES AND CLOCKS	114	837	585	735 PARTS, NES, FOR MACH-TOOLS	7	73	51
891 ARMS AND AMMUNITION	60	741	520	741 HEATING, COOLING EQUIP, PART	192	735	517
892 PRINTED MATTER	1 783	2 525	1 758	742 PUMPS FOR LIQUIDS, PARTS	111	585	410
893 ARTICLES, NES, OF PLASTICS	9 151	8 045	5 620	743 PUMPS NES, CENTRIFUGS ETC	141	531	365
894 BABY CARRIAGE, TOYS, GAMES	525	1 359	954	744 MECHANICAL HANDLING EQUIP	893	892	625
895 OFFICE, STATIONERY SUPPLS	1 449	5 146	3 595	745 OTH. NONELEC MCH, TOOL, NES	332	1 825	1 282
896 WORKS OF ART, ANTIQUE ETC		187	130	746 BALL OR ROLLER BEARINGS	29	112	79
897 GOLD, SILVERWARE, JEWEL NES	2	353	245	747 TAPS, COCKS, VALVES, ETC.	27	236	165
898 MUSICAL INSTRUMENTS, ETC.	694	2 556	1 789	748 TRANSMISSIONS SHAFTS ETC	70	210	148
899 MISC MANUFCTRD GOODS NES	744	3 582	2 502	749 NON-ELECT MACH. PARTS, ETC	43	503	352

7 IMPORTS AND EXPORTS (SPECIAL TRADE) BY COUNTRIES OF PRODUCTION AND CONSUMPTION AND BY GROUPS OF THE SITC-REV. III 1995

GROUP DESCRIPTION	DT = 100 KG	1 000 DM	1 000 \$	GROUP DESCRIPTION	DT = 100 KG	1 000 DM	1 000 \$
751 OFFICE MACHINES	16	64	44	629 ARTICLES OF RUBBER, NES	481	1 193	840
752 AUTOMATC.DATA PROC.EQUIP	4	201	146	641 PAPER AND PAPERBOARD	50 128	4 423	3 126
764 TELECOMM.EQUIP.PARTS NES	282	3 290	2 298	642 PAPER,PAPERBOARD,CUT ETC	1 667	636	443
771 ELECT POWER MACHNY.PARTS	431	1 551	1 103	657 SPECIAL YARN,TXTL.FABRIC	111	192	130
772 ELECT. SWITCH.RELAY.CIRCUIT	336	3 507	2 477	659 FLOOR COVERINGS, ETC.	148	286	193
773 ELECTR.DISTRIB.EQPT NES	2 610	3 428	2 400	662 CLAY,REFRCT.CONSTR.MATRL	213	76	55
774 ELECTRO-MEDCL.XRAY EQUIP	14	349	242	663 MINERAL MANUFACTURES,NES	142	162	109
775 DOM.ELEC.NON-ELEC.EQUIPT	122	323	225	684 GLASS	21	93	66
776 TRANSISTORS, VALVES, ETC.	2	50	33	685 GLASSWARE	765	813	571
778 ELECTRIC.MACH.APPART.NES	270	1 022	718	686 POTTERY	68	94	66
781 PASS.MOTOR VEHCLS.EX.BUS	334	676	473	687 PEARLS,PRECIOUS STONES		56	39
782 GOODS,SPCL TRANSPORT VEH	1 894	824	581	673 FLAT-ROLLED IRON ETC.	636	57	37
783 ROAD MOTOR VEHICLES NES	1 002	182	128	679 TUBES,PIPES,ETC.IRON,STL	105	116	78
784 PARTS,TRACTORS,MOTOR VEH	378	575	401	684 ALUMINIUM	229	662	463
786 TRAILERS,SEMI-TRAILER,ETC	136	137	98	691 METALLIC STRUCTURES NES	2 098	1 966	1 384
792 AIRCRAFT,ASSOCTD.EQUIPNT	840	68 555	48 700	694 NAILS,SCREWS,NUTS,ETC.	13	48	33
813 LIGHTING FIXTURES ETC.NES	11	102	71	695 TOOLS	492	1 051	733
821 FURNITURE,CUSHIONS,ETC.	75	186	129	696 CUTLERY	97	643	445
841 MENS,BOYS CLOTHNG,X-KNIT	2	66	47	697 HOUSEHOLD EQUIPMENT,NES	81	119	84
842 WOMEN,GIRL CLOTHNG,XKNIT	1	97	63	699 MANUFACTS.BASE METAL,NES	397	1 030	700
872 MEDICAL INSTRUMENTS NES	26	836	585	713 INTRNL COMBUS PSTN ENGIN	296	913	636
873 METERS,COUNTERS,NES	140	169	116	716 ROTATING ELECTRIC PLANT	45	136	92
874 MEASURE,CONTROL INSTRMNT	89	1 055	732	721 AGRIC.MACHINES,EX.TRACTR	90	84	60
881 PHOTOGRAPH APPAR.ETC.NES	13	80	59	722 TRACTORS	203	150	106
882 PHOTO.CINEMATOGRPH.SUPPL	254	174	120	723 CIVIL ENGINEERING EQUIPT	181	83	57
884 OPTICAL GOODS NES		95	65	724 TEXTILE,LEATHER MACHINES	36	477	333
885 WATCHES AND CLOCKS	9	46	30	725 PAPER,PULP MILL MACHINES	559	375	250
891 ARMS AND AMMUNITION	2	66	46	726 PRINTNG,BOOKBINDNG MACHS	947	1 859	1 301
892 PRINTED MATTER	154	142	98	727 FOOD-PROCESS.MCH.NON DOM	258	2 039	1 422
893 ARTICLES,NES,OF PLASTICS	378	302	208	728 OTH.MACH,PTS,SPCL INDUST	120	508	350
895 OFFICE,STATIONERY SUPPLS	203	763	539	731 METAL REMOVAL WORK TOOLS	35	66	46
897 GOLD,SILVERWARE,JEWEL NES		375	265	733 MACH-TOOLS,METAL-WORKING	3	218	142
898 MUSICAL INSTRUMENTS,ETC.	31	134	94	741 HEATING,COOLNG EQUIP,PART	94	388	274
899 MISC MANUFCTRD GOODS NES	54	304	211	742 PUMPS FOR LIQUIDS,PARTS	26	541	376
972 MONETARY GOLD,GOLD COINS	490	316	223	743 PUMPS NES,CENTRIFUGS ETC	357	1 700	1 200
				744 MECHANICAL HANDLNG EQUIP	1 155	2 300	1 616
PARAGUAY				745 OTH.NONELEC MCH,TOOL,NES	1 158	5 505	3 881
IMPORTS	804 810	41 552	29 161	747 TAPS,COCKS,VALVES,ETC.	33	387	263
011 BOVINE MEAT	3 897	2 589	1 802	748 TRANSMISSIONS SHAFTS ETC	83	442	309
034 FISH,FRESH,CHILLED,FROZN	5	102	71	749 NON-ELECT MACH.PARTS,ETC	19	473	327
061 SUGARS,MOLASSES,HONEY	309	49	36	751 OFFICE MACHINES	50	88	63
081 ANIMAL FEED STUFF	17 500	284	202	752 AUTOMATC.DATA PROC.EQUIP	25	665	461
121 TOBACCO, UNMANUFACTURED	641	301	215	759 PARTS,FOR OFFICE MACHINS	5	76	54
222 OILSEED(SFT.FIX VEG.OIL)	736 056	25 491	17 964	761 TELEVISION RECEIVERS ETC	610	1 788	1 248
223 OILSEED(OTH.FIX.VEG.OIL)	6 320	478	338	763 SOUND RECORDER,PHONOGRPH	8	92	67
248 WOOD, SIMPLY WORKED	1 519	252	179	764 TELECOMM.EQUIP.PARTS NES	270	5 969	4 162
263 COTTON	19 017	3 990	2 785	771 ELECT POWER MACHNY.PARTS	17	176	120
268 WOOL, OTHER ANIMAL HAIR	1 676	1 496	1 042	772 ELECT. SWITCH.RELAY.CIRCUIT	149	921	643
291 CRUDE ANIMAL MATERLS.NES	4 477	970	672	773 ELECTR.DISTRIB.EQPT NES	128	248	174
292 CRUDE VEG.MATERIALS, NES	68	73	51	774 ELECTRO-MEDCL.XRAY EQUIP	35	1 063	756
422 FIXED VEG.FAT,OILS,OTHER	430	76	53	775 DOM.ELEC.NON-ELEC.EQUIPT	360	511	350
532 DYEING,TANNING MATERIALS	5 608	669	465	776 TRANSISTORS,VALVES,ETC.	1	55	38
541 MEDICINES,ETC.EXC.GRPS42	58	460	323	778 ELECTRIC.MACH.APPART.NES	482	1 860	1 292
551 ESSNTL.OIL,PERFUME,FLAVR	268	569	393	781 PASS.MOTOR VEHCLS.EX.BUS	3 698	12 990	9 088
611 LEATHER	278	118	83	782 GOODS,SPCL TRANSPORT VEH	948	601	430
612 MANUFACT.LEATHER ETC.NES	51	202	141	783 ROAD MOTOR VEHICLES NES	1 901	786	555
635 WOOD MANUFACTURES, NES	236	56	39	784 PARTS,TRACTORS,MOTOR VEH	1 340	5 072	3 550
652 COTTON FABRICS, WOVEN	380	217	146	813 LIGHTING FIXTURES ETC.NES	92	205	142
821 FURNITURE,CUSHIONS,ETC.	4 104	1 445	1 008	821 FURNITURE,CUSHIONS,ETC.	90	120	82
831 TRUNK,SUIT-CASES,BAG,ETC	83	186	129	831 TRUNK,SUIT-CASES,BAG,ETC	8	55	36
843 MENS,BOYS CLOTHING,KNIT	12	68	49	841 MENS,BOYS CLOTHNG,X-KNIT	5	74	53
897 GOLD,SILVERWARE,JEWEL NES		71	47	842 WOMEN,GIRL CLOTHNG,XKNIT	1	238	156
972 MONETARY GOLD,GOLD COINS		46	32	846 CLOTHING ACCESSRS,FABRIC	8	75	51
				851 FOOTWEAR	35	144	98
EXPORTS	133 706	101 886	71 241	871 OPTICAL INSTRUMENTS,NES		58	39
037 FISH ETC.PRPD,PRSD,NES	220	193	130	872 MEDICAL INSTRUMENTS NES	12	561	390
048 CEREAL PREPARATIONS	467	190	136	873 METERS,COUNTERS,NES	5	83	56
054 VEGETABLES	587	439	311	874 MEASURE,CONTROL INSTRMNT	84	1 878	1 331
056 VEGETABLES,PRPD,PRSD,NES	138	53	36	881 PHOTOGRAPH APPAR.ETC.NES	17	209	149
062 SUGAR CONFECTIONERY	843	322	227	882 PHOTO.CINEMATOGRPH.SUPPL	108	72	51
073 CHOCOLATE,OTH.COCCA PREP	156	148	102	884 OPTICAL GOODS NES		236	163
081 ANIMAL FEED STUFF	210	150	104	885 WATCHES AND CLOCKS	8	122	87
098 EDIBLE PROD.PREPRNTS,NES	275	168	119	891 ARMS AND AMMUNITION	4	144	102
112 ALCOHOLIC BEVERAGES	12 326	2 637	1 827	892 PRINTED MATTER	340	698	488
232 SYNTHETIC RUBBER, ETC.	148	50	35	893 ARTICLES,NES,OF PLASTICS	610	599	419
251 PULP AND WASTE PAPER	5 829	407	284	894 BABY CARRIAGE,TOYS,GAMES	198	513	350
269 WORN CLOTHING,TXTL.ARTL	1 103	399	281	895 OFFICE,STATIONERY SUPPLS	205	1 449	1 009
291 CRUDE ANIMAL MATERLS.NES	86	63	44	897 GOLD,SILVERWARE,JEWEL NES		205	149
292 CRUDE VEG.MATERIALS, NES	3 113	531	370	898 MUSICAL INSTRUMENTS,ETC.	95	365	260
335 RESIDUAL PETROL.PRODUCTS	1 464	182	125	899 MISC MANUFCTRD GOODS NES	262	640	441
512 ALCOHOL,PHENOL,ETC.DERIV	513	147	99	972 MONETARY GOLD,GOLD COINS		57	40
513 CARBOXYLIC ACIDS,DERIVTS	1 577	604	419				
514 NITROGEN-FUNCT.COMPOUNDS	148	198	139	URUGUAY			
515 ORGANO-INORGANIC COMPNDS	664	1 955	1 367	IMPORTS	372 348	169 249	118 190
516 OTHER ORGANIC CHEMICALS	152	170	122	011 BOVINE MEAT	45 315	39 822	27 872
523 METAL.SALTS,INORGAN.ACID	1 902	265	177	012 OTHER MEAT, MEAT OFFAL	17 026	9 728	6 700
531 SYNTH.COLOURS,LAKES,ETC.	571	928	641	017 MEAT,OFFL.PRPD,PRSD,NES	2 850	2 131	1 488
532 DYEING,TANNING MATERIALS	222	77	55	034 FISH,FRESH,CHILLED,FROZN	10 401	3 050	2 140
533 PIGMENTS, PAINTS, ETC.	314	354	248	043 BARLEY, UNMILLED	82 312	1 907	1 367
541 MEDICINES,ETC.EXC.GRPS42	161	913	643	057 FRUIT,NUTS EXCL.OIL NUTS	40 901	5 491	3 841
542 MEDICAMENTS	320	2 179	1 537	059 FRUIT, VEGETABLE JUICES	7 932	1 401	988
551 ESSNTL.OIL,PERFUME,FLAVR	153	350	245	061 SUGARS,MOLASSES,HONEY	25 557	3 969	2 771
553 PERFUMERY,COSMETICS,ETC.	4 662	5 117	3 591	081 ANIMAL FEED STUFF	1 832	149	104
554 SOAP,CLEANERS,POLISH,ETC	1 915	784	544	082 OILSEED(SFT.FIX VEG.OIL)	1 089	187	127
562 FERTILIZER,EXCEPT GRP272	2 019	115	78	268 WOOL, OTHER ANIMAL HAIR	67 175	42 833	29 942
575 OTH.PLASTIC,PRIMARY FORM	2 738	1 016	716	291 CRUDE ANIMAL MATERLS.NES	48 436	8 670	6 053
581 PLASTIC TUBE,PIPE,HOSE	86	171	121	292 CRUDE VEG.MATERIALS, NES	809	530	369
582 PLASTIC PLATE,SHEETS,ETC	118	122	85	431 ANIMAL,VEG.FATS,OILS,NES	108	71	50
591 INSECTICIDES, ETC.	1 000	2 154	1 525	541 MEDICINES,ETC.EXC.GRPS42	49	373	259
592 STARCHES,INULIN,ETC.	430	157	108	551 ESSNTL.OIL,PERFUME,FLAVR	456	302	206
593 EXPLOSIVES,PYROTECHNICS	67	82	43	575 OTH.PLASTIC,PRIMARY FORM	690	253	175
597 PREPRD.ADDITIVES,LIQUIDS	2 238	687	482	598 MISC.CHEMICAL PRODTS.NES	14	131	90
598 MISC.CHEMICAL PRODTS.NES	1 685	1 202	838	611 LEATHER	5 329	13 314	9 213
621 MATERIALS OF RUBBER	16	79	51	613 FURSKINS,TANNED,DRESSED	3 209	8 550	5 988
625 RUBBER TYRES,TUBES,ETC.	2 411	382	267	625 RUBBER TYRES,TUBES,ETC.	290	148	104
				OTH.TEXTILE FABRIC,WOVEN	1 342	5 612	3 968

7 IMPORTS AND EXPORTS (SPECIAL TRADE) BY COUNTRIES OF PRODUCTION AND CONSUMPTION AND BY GROUPS OF THE SITC-REV. III 1995

GROUP DESCRIPTION	DT = 100 KG	1 000 DM	1 000 \$	GROUP DESCRIPTION	DT = 100 KG	1 000 DM	1 000 \$
662 CLAY, REFRCT. CONSTR. MATRL	3 253	234	165	721 AGRIC. MACHINES, EX. TRACTR	729	911	633
663 MINERAL MANUFACTURES, NES	118	72	51	722 TRACTORS	484	579	406
666 POTTERY	107	200	135	723 CIVIL ENGINEERING EQUIPT	135	473	334
667 PEARLS, PRECIOUS STONES	53	99	70	724 TEXTILE, LEATHER MACHINES	1 824	5 590	3 871
671 PIG IRON, SPIEGELEISN, ETC	2 160	282	196	725 PAPER, PULP MILL MACHINES	763	5 812	3 878
713 INTRNL COMBUS PSTN ENGIN	34	86	60	726 PRINTING, BOOKBINDING MACHS	429	2 176	1 530
764 TELECOMM. EQUIP. PARTS NES	16	92	63	727 FOOD-PROCESS. MCH. NON DQM	460	1 472	1 011
774 ELECTRO-MEDCL. XRAY EQUIP	2	54	36	728 OTH. MACH. PTS, SPCL INDUST	484	1 665	1 152
781 PASS. MOTOR VEHCLS. EX. BUS	125	133	91	731 METAL REMOVAL WORK TOOLS	17	100	68
784 PARTS, TRACTORS, MOTOR VEH	75	169	118	737 METALWORKING MACHNRY NES	7	45	31
831 TRUNK, SUIT-CASES, BAG, ETC	9	187	129	741 HEATING, COOLING EQUIP, PART	355	1 003	711
841 MENS, BOYS CLOTHING, X-KNIT	7	65	45	742 PUMPS FOR LIQUIDS, PARTS	398	2 610	1 831
845 OTHR. TEXTILE APPAREL, NES	24	162	110	743 PUMPS, NES, CENTRIFUGS ETC	155	966	670
846 CLOTHING ACCESSRS, FABRIC	25	180	124	744 MECHANICAL HANDLING EQUIP	2 380	904	636
848 CLOTHING, NONXTXL; HEADGEAR	1 617	14 833	10 335	745 OTH. NONELEC MCH, TOOL, NES	962	5 185	3 645
851 FOOTWEAR	123	324	224	746 BALL OR ROLLER BEARINGS	46	209	145
872 MEDICAL INSTRUMENTS NES	432	1 926	1 351	747 TAPS, COCKS, VALVES, ETC.	108	719	502
891 ARMS AND AMMUNITION	4	54	38	748 TRANSMISSIONS SHAFTS ETC	679	2 475	1 724
896 WORKS OF ART, ANTIQUE ETC	2	136	92	749 NON-ELECT MACH. PARTS, ETC	87	1 637	1 201
897 GOLD, SILVERWARE, JEWEL NES	5	168	118	751 OFFICE MACHINES	43	148	104
EXPORTS	399 096	146 223	101 935	752 AUTOMATC. DATA PROC. EQUIP	26	211	149
022 MILK AND CREAM	443	210	142	764 TELECOMM. EQUIP. PARTS NES	133	2 119	1 498
024 CHEESE AND CURD	43	55	40	771 ELECT POWER MACHNRY PARTS	51	178	120
037 FISH ETC. PREPD, PRSVD, NES	151	147	103	772 ELEC. SWITCH, RELAY, CIRCUIT	99	1 051	739
048 CEREAL PREPARATIONS	10 103	2 541	1 786	773 ELECTR DISTRIB. EQPT NES	113	390	274
054 VEGETABLES	75	57	40	774 ELECTRO-MEDCL. XRAY EQUIP	10	488	336
056 VEGETABLES, PRPD, PRSVD, NES	111	74	51	775 DOM. ELEC. NON-ELEC. EQUIPT	327	342	241
058 FRUIT, PRESERVED, PREPARED	359	181	132	776 TRANSISTORS, VALVES, ETC.	40	101	66
061 SUGARS, MOLASSES, HONEY	1 631	95	65	778 ELECTRIC MACH. APPART. NES	473	1 668	1 167
062 SUGAR CONFECTIONERY	125	64	44	781 PASS. MOTOR VEHCLS. EX. BUS	3 637	9 884	6 893
073 CHOCOLATE, OTH. COCOA PREP	462	339	237	782 GOODS, SPCL TRANSPORT VEH	140	664	468
075 SPICES	130	76	52	784 PARTS, TRACTORS, MOTOR VEH	1 246	2 426	1 695
081 ANIMAL FEED STUFF	35	66	46	813 LIGHTING FIXTURES ETC. NES	62	236	165
098 EDIBLE PROD. PREPRTNS, NES	1 761	833	575	821 FURNITURE, CUSHIONS, ETC.	908	428	301
111 NON-ALCOHOL. BEVERAGE, NES	1 945	235	165	831 TRUNK, SUIT-CASES, BAG, ETC	34	132	92
112 ALCOHOLIC BEVERAGES	14 068	1 985	1 371	842 WOMEN, GIRL CLOTHING, XKNIT	40	239	156
212 FURSKINS, RAW	2	50	34	846 CLOTHING ACCESSRS, FABRIC	12	78	49
232 SYNTHETIC RUBBER, ETC.	816	349	239	848 CLOTHING, NONXTXL; HEADGEAR	42	66	44
251 PULP AND WASTE PAPER	177	55	39	851 FOOTWEAR	19	48	34
266 SYNTHETIC FIBRES	434	136	97	871 OPTICAL INSTRUMENTS, NES	1	121	87
267 OTHER MAN-MADE FIBRES	1 405	459	324	872 MEDICAL INSTRUMENTS NES	153	1 609	1 118
273 STONE, SAND AND GRAVEL	8 588	215	150	873 METERS, COUNTERS, NES	3	111	80
278 OTHER CRUDE MINERALS	64 216	169	117	874 MEASURE, CONTROL INSTRMNT	93	1 905	1 326
291 CRUDE ANIMAL MATERLS. NES	742	235	167	881 PHOTOGRAPH APPAR. ETC. NES	12	147	103
292 CRUDE VEG. MATERIALS, NES	360	378	262	882 PHOTO. CINEMATOPGRPH. SUPPL	114	185	131
334 PETROLEUM PRODUCTS	927	180	126	884 OPTICAL GOODS NES	247	174	124
335 RESIDUAL PETROL. PRODUCTS	804	88	60	885 WATCHES AND CLOCKS	45	31	21
511 HYDROCARBONS, NES, DERIVTS	1 416	231	161	891 ARMS AND AMMUNITION	40	460	325
512 ALCOHOL, PHENOL, ETC. DERIV	1 555	668	468	892 PRINTED MATTER	462	666	460
513 CARBOXYLIC ACIDS, DERIVTS	9 260	2 017	1 395	893 ARTICLES, NES, OF PLASTICS	651	781	553
514 NITROGEN-FUNCT. COMPOUNDS	882	712	492	894 BABY CARRIAGE, TOYS, GAMES	62	241	168
515 ORGANO-INORGANIC COMPNDS	810	6 663	4 679	895 OFFICE, STATIONERY SUPPLS	158	2 180	1 530
516 OTHER ORGANIC CHEMICALS	1 355	608	426	896 WORKS OF ART, ANTIQUE ETC	1	77	50
522 INORGANIC CHEM. ELEMENTS	1 829	512	354	897 GOLD, SILVERWARE, JEWEL NES	132	266	185
523 METAL. SALTS, INORGAN. ACID	4 515	766	527	898 MUSICAL INSTRUMENTS, ETC.	68	509	353
531 SYNTH. COLOURS, LAKES, ETC.	2 390	6 114	4 272	899 MISC MANUFCTRD GOODS NES	597	597	416
532 DYEING, TANNING MATERIALS	2 018	577	411	ARGENTINA			
533 PIGMENTS, PAINTS, ETC.	4 373	2 773	1 914	IMPORTS	17 462 092	1 479 041	1 035 985
541 MEDICINES, ETC. EXC. GRP542	233	2 835	1 990	001 LIVE ANIMALS	506	501	358
542 MEDICAMENTS	515	3 005	2 106	011 BOVINE MEAT	330 148	412 059	288 040
551 ESSNTL. OIL, PERFUME, FLAVR	41	128	90	012 OTHER MEAT, MEAT OFFAL	21 981	12 721	8 866
553 PERFUMERY, COSMETICS, ETC.	1 046	4 284	2 995	017 MEAT, OFFL. PRPD, PRSVD, NES	77 862	41 562	29 023
554 SOAP, CLEANERS, POLISH, ETC	8 358	2 571	1 783	034 FISH, FRESH, CHILLED, FROZN	52 244	14 857	10 362
562 FERTILIZER, EXCEPT GRP272	174 536	5 112	3 616	043 BARLEY, UNMILLED	21 328	559	395
571 POLYMERS OF ETHYLENE	2 195	410	284	044 MAIZE UNMILLED	585 864	16 974	11 730
572 POLYMERS OF STYRENE	298	63	43	045 OTHER CEREALS, UNMILLED	46 143	1 502	1 068
573 POLYMERS, VINYL CHLORIDE	1 478	574	401	054 VEGETABLES	214 854	21 464	15 266
574 POLYACETAL, POLYCARBONATE	362	245	167	056 VEGETABLES, PRPD, PRSVD, NES	841	344	245
575 OTH. PLASTIC, PRIMARY FORM	7 005	2 661	1 862	057 FRUIT, NUTS EXCL. OIL NUTS	860 941	114 504	80 695
581 PLASTIC TUBE, PIPE, HOSE	234	373	259	058 FRUIT, PRESERVED, PREPARED	8 734	1 106	771
582 PLASTIC PLATE, SHEETS, ETC	626	843	446	059 FRUIT, VEGETABLE JUICES	88 680	17 061	11 949
591 INSECTICIDES, ETC.	2 668	3 899	2 719	061 SUGARS, MOLASSES, HONEY	269 155	39 542	27 713
592 STARCHES, INULIN, ETC.	4 223	2 305	1 608	074 TEA AND MATE	4 003	954	667
597 PREPARED ADDITIVES, LIQUIDS	5 048	1 470	1 029	081 ANIMAL FEED STUFF	8 278 631	216 598	151 383
598 MISC. CHEMICAL PRODS. NES	7 609	3 853	2 697	088 EDIBLE PROD. PREPRTNS, NES	123	70	47
611 LEATHER	36	114	81	098 ALCOHOLIC BEVERAGES	9 743	6 000	4 229
613 FURSKINS, TANNED, DRESSED	1	46	33	121 TOBACCO, UNMANUFACTURED	38 668	19 760	13 771
625 RUBBER TYRES, TUBES, ETC.	300	246	175	211 HIDES, SKINS (EX. FURS), RAW	4 403	214	150
629 ARTICLES OF RUBBER, NES	402	1 194	845	212 FURSKINS, RAW	71	1 171	823
641 PAPER AND PAPERBOARD	4 234	1 115	765	222 OILSEED (SFT. FIX VEG. OIL)	5 039 947	199 704	140 353
642 PAPER, PAPERBOARD, CUT ETC	631	395	279	223 OILSEED (OTH. FIX VEG. OIL)	3 126	302	215
651 TEXTILE YARN	262	385	270	232 SYNTHETIC RUBBER, ETC.	8 438	1 472	1 028
652 COTTON FABRICS, WOVEN	85	271	191	245 FUEL WOOD, WOOD CHARCOAL	75 367	4 056	2 843
653 FABRICS, MAN-MADE FIBRES	39	201	140	247 WOOD ROUGH, ROUGH SQUARED	585	42	30
655 KNIT. CROCHET. FABRIC NES	65	214	150	248 WOOD, SIMPLY WORKED	1 447	152	109
657 SPECIAL YARN, TXTL. FABRIC	174	749	511	251 PULP AND WASTE PAPER	82 951	9 137	6 396
658 TEXTILE ARTICLES NES	83	111	75	263 COTTON	168 560	46 434	32 585
662 CLAY, REFRCT. CONSTR. MATRL	434	83	55	267 OTHER MAN-MADE FIBRES	823	116	81
663 MINERAL MANUFACTURES, NES	333	327	225	268 WOOL, OTHER ANIMAL HAIR	65 292	45 093	31 877
664 GLASS	227	58	41	278 OTHER CRUDE MINERALS	3 138	538	380
665 GLASSWARE	2 578	1 263	892	282 FERROUS WASTE AND SCRAP	376	73	49
674 FLAT-ROLLED PLATED IRON	4 512	728	516	288 NON-FERROUS WASTE, SCRAP	228	73	51
678 WIRE OF IRON OR STEEL	108	43	30	291 CRUDE ANIMAL MATERLS. NES	99 683	6 046	4 223
679 TUBES, PIPES, ETC. IRON, STL	230	59	68	292 CRUDE VEG. MATERIALS, NES	16 735	7 153	5 074
682 COPPER	771	538	379	335 RESIDUAL PETROL. PRODUCTS	447 016	5 491	3 848
683 NICKEL	3	48	32	411 ANIMAL OILS AND FATS	3 798	199	137
684 ALUMINIUM	684	431	304	421 FIXED VEG. FAT, OILS, SOFT	93 897	10 991	7 587
689 MISC. NON-FERR. BASE METAL	115	58	39	422 FIXED VEG. FAT, OILS, OTHER	4 735	1 039	722
692 CONTAINERS, STORAGE, TRNSP	152	44	31	431 ANIMAL, VEG. FATS, OILS, NES	3 483	970	679
694 NAILS, SCREWS, NUTS, ETC.	114	155	105	511 HYDROCARBONS, NES, DERIVTS	87 161	12 229	8 602
695 TOOLS	257	751	520	512 ALCOHOL, PHENOL, ETC. DERIV	1 787	168	118
696 CUTLERY	154	532	369	513 CARBOXYLIC ACIDS, DERIVTS	5 193	2 066	1 450
699 MANUFACT. BASE METAL, NES	719	1 083	750	514 NITROGEN-FUNCT. COMPOUNDS	3 711	1 359	957
713 INTRNL COMBUS PSTN ENGIN	614	1 015	709	515 ORGANO-INORGANIC COMPNDS	8	269	186
716 ROTATING ELECTRIC PLANT	26	117	80	516 OTHER ORGANIC CHEMICALS	141	12 990	9 083
718 OTH. POWR. GENRTNG. MACHNRY	38	165	114				

7 IMPORTS AND EXPORTS (SPECIAL TRADE) BY COUNTRIES OF PRODUCTION AND CONSUMPTION AND BY GROUPS OF THE SITC-REV. III 1995

GROUP DESCRIPTION	DT = 100 KG	1 000 DM	1 000 \$	GROUP DESCRIPTION	DT = 100 KG	1 000 DM	1 000 \$
522 INORGANIC CHEM.ELEMENTS	624	87	62	278 OTHER CRUDE MINERALS	54 536	2 134	1 498
524 OTHER CHEMICAL COMPOUNDS	18 299	4 030	2 760	285 ALUMINIUM ORE,CONCTR.ETC	1 540	199	137
531 SYNTH.COLOURS,LAKES,ETC.	2 889	3 028	2 106	291 CRUDE ANIMAL MATERLS.NES	5 994	2 178	1 525
532 DYEING,TANNING MATERIALS	6 964	921	650	292 CRUDE VEG.MATERIALS, NES	5 351	3 015	2 102
533 PIGMENTS, PAINTS, ETC.	40	54	38	334 PETROLEUM PRODUCTS	1 325 052	37 917	26 756
541 MEDICINES,ETC.EXC.GRP542	163	4 478	3 144	335 RESIDUAL PETROL.PRODUCTS	50 524	2 383	1 656
542 MEDICAMENTS	1	88	60	411 ANIMAL OILS AND FATS	75	100	70
551 ESSNTL.OIL,PERFUME,FLAVR	1 202	2 168	1 508	422 FIXED VEG.FAT,OILS,OTHER	180	128	89
592 STARCHES,INULIN,ETC.	3 698	2 281	1 607	431 ANIMAL,VEG.FATS,OILS,NES	769	545	383
593 EXPLOSIVES,PYROTECHNICS	9	50	36	511 HYDROCARBONS,NES,DERIVTS	6 531	1 500	1 042
598 MISC.CHEMICAL PRODTS.NES	2 117	446	308	512 ALCOHOL,PHENOL,ETC.DERIV	33 222	9 060	6 314
611 LEATHER	21 844	42 665	29 834	513 CARBOXYLIC ACIDS,DERIVTS	83 318	13 177	9 193
612 MANUFACT. LEATHER ETC.NES	331	1 680	1 168	514 NITROGEN-FUNCT.COMPOUNDS	17 435	23 266	16 222
613 FURSKINS,TANNED,DRESSED	1 376	9 746	6 809	515 ORGANO-INORGANIC COMPNDS	26 198	40 338	28 181
625 RUBBER TYRES,TUBES,ETC.	407	216	152	516 OTHER ORGANIC CHEMICALS	13 655	10 939	7 637
629 ARTICLES OF RUBBER, NES	22	61	45	522 INORGANIC CHEM.ELEMENTS	21 530	4 683	3 236
634 VENEERS, PLYWOOD, ETC.	36 377	1 770	1 214	523 METAL.SALTS,INORGAN.ACID	72 259	9 318	6 464
641 PAPER AND PAPERBOARD	1 528	2 770	1 170	524 OTHER CHEMICAL COMPOUNDS	267	183	127
651 TEXTILE YARN	4 362	2 780	1 910	525 RADIO-ACTIVE MATERIALS	4	233	206
652 COTTON FABRICS, WOVEN	234	134	97	531 SYNTH.COLOURS,LAKES,ETC.	6 375	12 492	8 741
657 SPECIAL YARN,TXTL.FABRIC	59	264	185	532 DYEING,TANNING MATERIALS	989	395	277
661 LIME,CEMENT,CONSTR.MATRL	6 936	263	189	533 PIGMENTS, PAINTS, ETC.	35 905	19 939	13 844
662 CLAY,REFRCT.CONSTR.MATRL	20 128	1 494	1 046	541 MEDICINES,ETC.EXC.GRP542	4 226	38 335	26 695
665 GLASSWARE	7	59	42	542 MEDICAMENTS	9 151	32 309	22 610
666 POTTERY	53	43	30	551 ESSNTL.OIL,PERFUME,FLAVR	854	2 759	1 922
671 PIG IRON,SPIEGELEISN,ETC	23 053	3 452	2 405	553 PERFUMERY,COSMETICS,ETC.	4 128	5 131	3 597
673 FLAT-ROLLED IRON ETC.	69 045	5 521	3 905	554 SOAP,CLEANERS,POLISH,ETC	48 484	15 944	11 080
674 FLAT-ROLLED PLATED IRON	28 226	2 719	1 921	562 FERTILIZER,EXCEPT GRP272	215 712	4 802	3 280
684 ALUMINIUM	63 669	22 997	15 691	571 POLYMERS OF ETHYLENE	34 643	6 316	4 420
693 WIRE PRODUCTS EXCL.ELECT	3 144	1 257	885	572 POLYMERS OF STYRENE	20 949	4 354	3 004
694 NAILS,SCREWS,NUTS,ETC.	185	1 261	182	573 POLYMERS,VINYL CHLORIDE	12 133	3 228	2 236
695 TOOLS	1 530	5 301	3 680	574 POLYACETAL,POLYCARBONATE	12 036	6 229	4 347
696 CUTLERY	20	76	52	575 OTH.PLASTIC,PRIMARY FORM	68 726	33 569	23 409
699 MANUFACTS.BASE METAL,NES	30	117	81	581 PLASTIC TUBE,PIPE,HOSE	1 709	2 790	1 939
713 INTRNL COMBUS PSTN ENGIN	1 027	1 071	742	582 PLASTIC PLATE,SHEETS,ETC	12 416	10 687	7 429
714 ENGINES,MOTORS NON-ELECT	80	2 652	1 829	583 MONOFILAMENT OF PLASTICS	373	330	230
716 ROTATING ELECTRIC PLANT	6	55	37	591 INSECTICIDES, ETC.	18 691	31 423	21 981
726 PRINTNG,BOOKBINDNG MACHS	5	43	30	592 STARCHES,INULIN,ETC.	10 059	3 854	2 662
728 OTH.MACH,PTS,SPCL INDUST	14	65	46	593 EXPLOSIVES,PYROTECHNICS	83	223	158
731 METAL REMOVAL WORK TOOLS	261	609	432	597 PREPRED ADDITIVES,LIQUIDS	20 879	8 329	5 796
735 PARTS,NES,FOR MACH-TOOLS	19	87	61	598 MISC.CHEMICAL PRODTS.NES	47 148	26 190	18 211
737 METALWORKING MACHNRY NES		60	41	600 CPL IND PLANT CHAP 69-76	3 546	7 270	5 110
742 PUMPS FOR LIQUIDS,PARTS	12	95	65	611 LEATHER	559	178	123
743 PUMPS NES,CENTRIFUGS ETC	25	77	55	612 MANUFACT. LEATHER ETC.NES	25	151	108
745 OTH.NONELC MCH,TOOL,NES	82	384	270	621 MATERIALS OF RUBBER	610	1 578	1 104
747 TAPS,COCKS,VALVES,ETC.	54	146	103	625 RUBBER TYRES,TUBES,ETC.	1 518	827	573
748 TRANSMISSIONS SHAFTS ETC	22	78	54	629 ARTICLES OF RUBBER, NES	2 548	5 787	4 009
752 AUTOMATC.DATA PROC.EQUIP	70	1 085	763	633 CORK MANUFACTURES	109	821	573
759 PARTS,FOR OFFICE MACHINS	18	968	669	634 VENEERS, PLYWOOD, ETC.	357	206	146
764 TELECOMM.EQUIP,PARTS NES	172	2 267	1 603	635 WOOD MANUFACTURES, NES	672	228	162
771 ELECT POWER MACHNY PARTS	10	85	60	641 PAPER AND PAPERBOARD	336 628	55 620	38 891
772 ELEC.SWITCH,RELAY,CIRCUIT	47	357	252	642 PAPER,PAPERBOARD,CUT ETC	10 616	5 189	3 603
773 ELECTR DISTRIB. EQPT NES	5	61	40	651 TEXTILE YARN	1 248	2 369	1 662
776 TRANSISTORS, VALVES,ETC.		134	94	652 COTTON FABRICS, WOVEN	26	128	87
778 ELECTRIC.MACH.APPT.NES	30	78	51	653 FABRICS,MAN-MADE FIBRES	358	1 188	820
781 PASS.MOTOR VEHCLS.EX.BUS	81	1 745	1 196	654 OTH.TEXTILE FABRIC,WOVEN	73	208	142
784 PARTS,TRACTORS,MOTOR VEH	411	368	255	655 KNIT.CROCHET.FABRIC NES	509	273	190
792 AIRCRAFT,ASSOCTD.EQUIPNT	18	1 308	903	656 TULLE,LACE,EMBROIDRY.ETC	85	322	224
821 FURNITURE,CUSHIONS,ETC.	160	682	468	657 SPECIAL YARN,TXTL.FABRIC	2 642	5 366	3 727
831 TRUNK,SUIT-CASES,BAG,ETC	242	1 847	1 286	658 TEXTILE ARTICLES NES	3 123	3 463	2 407
841 MENS,BOYS CLOTHNG,X-KNIT	118	193	139	659 FLOOR COVERINGS, ETC.	369	368	259
844 WOMEN,GIRLS CLOTHNG.KNIT	2	45	31	661 LIME,CEMENT,CONSTR.MATRL	70 929	1 294	877
845 OTHR.TEXTILE APPAREL,NES	13	57	38	662 CLAY,REFRCT.CONSTR.MATRL	37 887	13 099	9 012
848 CLOTHNG,NONTXTL;HEADGEAR	963	11 241	7 822	663 MINERAL MANUFACTURES,NES	7 812	10 245	7 175
851 FOOTWEAR	22	107	77	664 GLASS	2 160	1 087	747
872 MEDICAL INSTRUMENTS NES	1	72	48	665 GLASSWARE	9 499	2 705	1 873
874 MEASURE,CONTROL INSTRMNT	12	514	354	666 POTTERY	170	386	273
881 PHOTOGRAPH APPAR.ETC.NES	4	110	73	671 PIG IRON,SPIEGELEISN,ETC	5 808	1 832	1 287
884 OPTICAL GOODS NES		57	40	673 FLAT-ROLLED IRON ETC.	217 973	14 496	10 070
885 WATCHES AND CLOCKS	245	354	248	674 FLAT-ROLLED PLATED IRON	13 969	2 887	2 028
892 PRINTED MATTER	29	126	87	675 FLAT-ROLLED, ALLOY STEEL	41 242	12 935	9 015
893 ARTICLES,NES,OF PLASTICS	68	59	43	676 IRON,STL.BAR,SHAPES ETC.	5 730	1 510	1 056
894 BABY CARRIAGE,TOYS,GAMES	161	189	135	677 RAILWAY TRACK IRON,STEEL	525	1 107	739
895 OFFICE,STATIONERY SUPPLS	31	136	98	678 WIRE OF IRON OR STEEL	475	367	262
896 WORKS OF ART,ANTIQUE ETC	22	248	171	679 TUBES,PIPES,ETC. IRON,STL	2 950	2 063	1 436
897 GOLD,SILVERWARE,JEWEL NES		72	50	681 SILVER,PLATINUM,ETC.	8	298	205
898 MUSICAL INSTRUMENTS,ETC.	9	96	66	682 COPPER	1 679	1 875	1 308
899 MISC MANUFACTRD GOODS NES	100	175	122	683 NICKEL	199	863	609
EXPORTS	3 544 734	1 842 282	1 285 190	684 ALUMINIUM	2 631	3 242	2 274
001 LIVE ANIMALS	13	96	66	689 MISC.NON-FERR.BASE METAL	82	211	144
016 MEAT,ED.OFFL,DRY,SLT,SMK	384	498	342	691 METALLIC STRUCTURES NES	3 653	3 122	2 195
017 MEAT,OFFL,PRPD,PRSD,NES	98	91	64	692 CONTAINERS,STORAGE,TRNSP	1 258	1 508	1 053
022 MILK AND CREAM	2 819	935	647	693 WIRE PRODUCTS EXCL.ELECT	233	572	400
024 CHEESE AND CURD	300	123	85	694 NAILS,SCREWS,NUTS,ETC.	1 760	3 065	2 131
037 FISH ETC.PRPD,PRSD,NES	1 793	1 201	844	695 TOOLS	1 995	11 187	7 813
048 CEREAL PREPARATIONS	15 018	4 799	3 347	696 CUTLERY	920	3 211	2 252
054 VEGETABLES	3 093	1 114	788	697 HOUSEHOLD EQUIPMENT,NES	174	512	358
056 VEGETABLES,PRPD,PRSD,NES	534	144	99	699 MANUFACTS.BASE METAL,NES	8 210	9 196	6 398
058 FRUIT,PRESERVED,PREPARED	1 276	614	430	700 CPL IND PLANT (84/85/87)	13 437	39 054	26 896
061 SUGARS,MOLASSES,HONEY	716	204	142	711 STEAM GENER. BOILERS,ETC.	30	300	214
062 SUGAR CONFECTIONERY	950	597	414	712 STEAM TURBINES	196	7 200	5 096
071 COFFEE,COFFEE SUBSTITUTE	29	76	52	713 INTRNL COMBUS PSTN ENGIN	3 916	12 978	9 087
073 CHOCOLATE,OTH.COCOA PREP	3 621	2 591	1 775	714 ENGINES,MOTORS NON-ELECT	3 909	44 733	30 519
075 SPICES	230	200	140	716 ROTATING ELECTRIC PLANT	7 931	20 902	14 573
081 ANIMAL FEED STUFF	1 193	1 619	1 132	718 OTH.PWR.GENRTRNG.MACHNRY	1 371	14 087	9 972
091 MARGARINE AND SHORTENING	408	131	91	721 AGRIC.MACHINES,EX.TRACTR	4 095	7 217	5 009
098 EDIBLE PROD.PREPRNTS,NES	4 017	2 279	1 581	722 TRACTORS	207	333	232
112 ALCOHOLIC BEVERAGES	28 909	4 715	3 292	723 CIVIL ENGINEERING EQUIPT	6 815	11 511	8 019
122 TOBACCO, MANUFACTURED	107	204	139	724 TEXTILE,LEATHER MACHINES	9 517	36 511	25 417
232 SYNTHETIC RUBBER, ETC.	14 751	4 110	2 854	725 PAPER,PULP MILL MACHINES	2 608	11 148	7 809
247 WOOD ROUGH,ROUGH SQUARED	605	56	40	726 PRINTNG,BOOKBINDNG MACHS	5 197	28 126	19 755
248 WOOD, SIMPLY WORKED	841	104	72	727 FOOD-PROCESS.MCH.NON DOM	1 578	7 273	5 000
251 PULP AND WASTE PAPER	6 004	1 325	924	728 OTH.MACH,PTS,SPCL INDUST	14 109	73 338	51 125
266 SYNTHETIC FIBRES	1 924	795	559	731 METAL REMOVAL WORK TOOLS	4 827	19 783	13 922
267 OTHER MAN-MADE FIBRES	331	206	148	733 MACH-TOOLS,METAL-WORKING	1 939	7 015	5 011
273 STONE, SAND AND GRAVEL	22 593	84	61	735 PARTS,NES,FOR MACH-TOOLS	564	5 336	3 711
				737 METALWORKING MACHNRY NES	2 348	8 774	6 092
				741 HEATNG,COOLNG EQUIP,PART	4 754	23 482	16 491

7 IMPORTS AND EXPORTS (SPECIAL TRADE) BY COUNTRIES OF PRODUCTION AND CONSUMPTION AND BY GROUPS OF THE SITC-REV. III 1995

GROUP DESCRIPTION	DT = 100 KG	1 000 DM	1 000 \$	GROUP DESCRIPTION	DT = 100 KG	1 000 DM	1 000 \$
742 PUMPS FOR LIQUIDS,PARTS	2 394	11 332	7 912	845 OTHR.TEXTILE APPAREL,NES	1 061	3 931	2 750
743 PUMPS,NES,CENTRIFUGS ETC	5 090	23 160	16 028	848 CLOTHING,NONTXTL;HEADGEAR	32	274	196
744 MECHANICAL HANDLING EQUIP	24 432	32 847	23 121	851 FOOTWEAR	75	250	173
745 OTH.NONELEC MCH,TOOL,NES	13 058	64 950	45 737	872 MEDICAL INSTRUMENTS NES	3	595	421
746 BALL OR ROLLER BEARINGS	5 221	12 498	8 729	882 PHOTO.CINEMATOGRPH.SUPL	87	246	175
747 TAPS,COCKS,VALVES,ETC.	3 359	14 704	10 330	892 PRINTED MATTER	45	46	32
748 TRANSMISSIONS SHAFTS ETC	2 012	8 640	6 042	893 ARTICLES,NES,OF PLASTICS	788	373	259
749 NON-ELECT MACH,PARTS,ETC	2 426	18 742	12 977	896 WORKS OF ART,ANTIQUE ETC	5	351	249
751 OFFICE MACHINES	245	2 499	1 728	897 GOLD,SILVERWARE,JEWEL NES		412	290
752 AUTOMATC.DATA PROC.EQUIP	639	10 455	7 304	898 MUSICAL INSTRUMENTS,ETC.	5	52	37
759 PARTS,FOR OFFICE MACHINS	46	2 003	1 396	EXPORTS	1 914 685	723 928	505 791
761 TELEVISION RECEIVERS ETC	3	52	35	017 MEAT,OFFL.PRPD,PRSD,NES	67	54	36
762 RADIO-BROADCAST RECEIVER	60	857	588	022 MILK AND CREAM	1 453	298	210
763 SOUND RECORDER,PHONOGRPH	43	722	505	023 BUTTER,OTHER FAT OF MILK	759	279	194
764 TELECOMM.EQUIP,PARTS NES	4 659	102 258	71 180	024 CHEESE AND CURD	7 995	4 017	2 824
771 ELECT POWER MACHNY,PARTS	952	9 621	6 706	034 FISH,FRESH,CHILLED,FROZN	291	112	79
772 ELEC.SWITCH.RELAY.CIRCUT	10 732	60 713	42 569	037 FISH ETC.PRPD,PRSD,NES	676	325	227
773 ELECTR DISTRIB.EOPT NES	1 798	4 598	3 230	042 RICE	457	66	46
774 ELECTRO-MEDCL,XRAY EQUIP	846	31 944	22 398	043 BARLEY, UNMILLED	916 949	13 301	9 293
775 DOM,ELEC,NON-ELEC EQUIP	730	2 412	1 695	048 CEREAL PREPARATIONS	12 562	4 754	3 332
776 TRANSISTORS,VALVES,ETC.	85	3 835	2 678	054 VEGETABLES	3 619	524	364
778 ELECTRIC.MACH.APPART,NES	7 196	37 891	26 441	056 VEGETABLES,PRPD,PRSD,NES	393	144	100
781 PASS.MOTOR VEHCLS.EX.BUS	29 993	69 961	49 033	058 FRUIT,PRESERVED,PREPARED	680	276	199
782 GOODS,SPCL TRANSPORT VEH	5 032	2 414	1 678	061 SUGARS,MOLASSES,HONEY	139 530	7 463	5 205
783 ROAD MOTOR VEHICLES NES	504	707	461	062 SUGAR CONFECTIONERY	696	372	260
784 PARTS,TRACTORS,MOTOR VEH	41 134	66 997	46 814	071 COFFEE,COFFEE SUBSTITUTE	1 078	1 666	812
785 CYCLES,MOTORCYCLES ETC.	64	128	93	073 CHOCOLATE,OTH.COCOA PREP	727	521	359
786 TRAILERS,SEMI-TRAILR,ETC	7 064	4 242	2 945	081 ANIMAL FEED STUFF	5 366	576	406
791 RAILWAY VEHICLES.EQUIPNT	23	71	48	091 MARGARINE AND SHORTENING	2 718	477	334
792 AIRCRAFT,ASSOCTD.EQUIPNT	56	16 047	10 792	098 EDIBLE PROD.PRPRTNS,NES	6 128	6 138	4 268
793 SHIP,BOAT,FLOAT,STRUCTRS	1	51	35	111 NON-ALCOHOL.BEVERAGE,NES	3 713	364	259
800 CPL IND PLANT CHAP 90/94	262	13 571	9 428	112 ALCOHOLIC BEVERAGES	2 851	692	487
813 LIGHTING FIXTURES ETC.NES	737	1 894	1 324	122 TOBACCO, MANUFACTURED	16 432	33 190	23 344
821 FURNITURE,CUSHIONS,ETC.	8 713	5 036	3 545	232 SYNTHETIC RUBBER, ETC.	1 666	353	245
831 TRUNK,SUIT-CASES,BAG,ETC	334	822	576	251 PULP AND WASTE PAPER	279	91	63
841 MENS,BOYS CLOTHING,X-KNIT	29	618	429	266 SYNTHETIC FIBRES	856	325	226
842 WOMEN,GIRL CLOTHING,XKNIT	145	1 547	1 054	269 WORN CLOTHING,TEXTL.ARTL	1 403	203	140
845 OTHR.TEXTILE APPAREL,NES	26	532	362	278 OTHER CRUDE MINERALS	7 347	230	159
846 CLOTHING ACCESSRS,FABRIC	7	88	63	292 CRUDE VEG.MATERIALS, NES	174	131	91
848 CLOTHING,NONTXTL;HEADGEAR	16	1 027	704	322 BRIQUETTES,LIGNITE,PEAT	46 928	835	585
851 FOOTWEAR	63	316	219	325 COKE,SEMI-COKE,RET.CARBN	1 393	77	52
871 OPTICAL INSTRUMENTS,NES	98	3 115	2 181	334 PETROLEUM PRODUCTS	3 586	682	473
872 MEDICAL INSTRUMENTS NES	1 417	19 020	9 134	335 RESIDUAL PETROL PRODUCTS	907	133	94
873 METERS,COUNTERS,NES	274	2 077	1 443	421 FIXED VEG.FAT,OILS, SOFT	9 000	739	527
874 MEASURE,CONTROL INSTRMNT	2 288	45 526	31 890	431 ANIMAL,VEG.FATS,OILS,NES	4 565	948	664
881 PHOTOGRAPH APPAR.ETC.NES	377	3 686	2 554	511 HYDROCARBONS,NES,DERIVTS	542	188	126
882 PHOTO.CINEMATOGRPH.SUPL	24 754	37 471	26 098	512 ALCOHOL,PHENOL,ETC.DERIV	528	178	126
884 OPTICAL GOODS NES	5	1 361	948	513 CARBOXYLIC ACIDS,DERIVTS	841	397	269
885 WATCHES AND CLOCKS	107	1 712	1 200	514 NITROGEN-FUNCT.COMPOUNDS	1 550	739	517
891 ARMS AND AMMUNITION	31	477	331	515 ORGANO-INORGANIC COMPNDS	244	478	339
892 PRINTED MATTER	5 422	8 172	5 666	516 OTHER ORGANIC CHEMICALS	203	270	187
893 ARTICLES,NES,OF PLASTICS	8 004	8 968	6 208	522 INORGANIC CHEM.ELEMENTS	2 661	521	363
894 BABY CARRIAGE,TOYS,GAMES	849	2 195	1 531	523 METAL.SALTS,INORGAN.ACID	32 586	3 614	2 543
895 OFFICE,STATIONERY SUPPLS	1 741	6 635	4 637	531 SYNTH.COLOURS,LAKES,ETC.	250	596	419
896 WORKS OF ART,ANTIQUE ETC	1	420	296	533 PIGMENTS, PAINTS, ETC.	5 243	3 617	2 524
897 GOLD,SILVERWARE,JEWEL NES	1	110	79	541 MEDICINES,ETC.EXC.GRP542	205	2 039	1 414
898 MUSICAL INSTRUMENTS,ETC.	1 425	4 982	3 478	542 MEDICAMENTS	3 676	9 204	6 441
899 MISC MANUFCTRD GOODS NES	626	10 804	7 515	551 ESSNTL.OIL,PERFUME,FLAVR	490	1 996	1 403
941 COMPL IND PLANT CHAPT 99	311	1 117	791	553 PERFUMERY,COSMETICS,ETC.	3 484	5 702	3 935
FALKLAND IS				554 SOAP,CLEANERS,POLISH,ETC	14 249	4 178	2 907
IMPORTS	350	103	73	562 FERTILIZER,EXCEPT GRP272	1 603	79	54
EXPORTS	77	212	147	571 POLYMERS OF ETHYLENE	3 567	485	333
515 ORGANO-INORGANIC COMPNDS	3	76	54	572 POLYMERS OF STYRENE	1 091	315	220
CYPRUS				573 POLYMERS,VINYL CHLORIDE	111	56	40
IMPORTS	1 057 681	139 420	98 071	574 POLYACETAL,POLYCARBONATE	1 078	478	336
024 CHEESE AND CURD	218	155	107	575 OTH.PLASTIC,PRIMARY FORM	16 235	6 087	4 227
054 VEGETABLES	428 772	42 858	30 381	581 PLASTIC TUBE,PIPE,HOSE	4 847	3 308	2 298
057 FRUIT,NUTS EXCL.OIL NUTS	248 120	22 388	15 709	582 PLASTIC PLATE,SHEETS,ETC	4 486	2 985	2 093
058 FRUIT,PRESERVED,PREPARED	1 777	285	198	583 MONOFILAMENT OF PLASTICS	299	190	133
059 FRUIT, VEGETABLE JUICES	8 932	1 790	1 274	591 INSECTICIDES, ETC.	727	684	483
112 ALCOHOLIC BEVERAGES	315 203	16 750	11 772	592 STARCHES,INULIN,ETC.	8 239	1 270	885
278 OTHER CRUDE MINERALS	21 562	432	306	593 EXPLOSIVES,PYROTECHNICS	53	61	41
282 FERROUS WASTE AND SCRAP	1 979	274	191	597 PREPRED ADDITIVES,LIQUIDS	1 120	631	442
288 NON-FERROUS WASTE,SCRAP	1 417	438	310	598 MISC.CHEMICAL PRODTS.NES	6 034	2 781	1 941
533 PIGMENTS, PAINTS, ETC.	97	238	167	811 LEATHER	18	137	97
542 MEDICAMENTS	25	302	215	821 MATERIALS OF RUBBER	810	408	280
551 ESSNTL.OIL,PERFUME,FLAVR	531	410	291	825 RUBBER TYRES,TUBES,ETC.	2 326	1 793	1 245
581 PLASTIC TUBE,PIPE,HOSE	261	211	147	829 ARTICLES OF RUBBER, NES	629	1 331	926
611 LEATHER	19	83	58	834 VENEERS, PLYWOOD, ETC.	2 710	964	670
641 PAPER AND PAPERBOARD	1 567	267	190	835 WOOD MANUFACTURES, NES	1 058	615	425
642 PAPER,PAPERBOARD,CUT ETC	274	71	50	841 PAPER AND PAPERBOARD	34 508	8 355	5 819
652 COTTON FABRICS, WOVEN	81	71	50	842 PAPER,PAPERBOARD,CUT ETC	25 903	10 643	7 481
658 TEXTILE ARTICLES NES	4 505	7 236	5 077	851 TEXTILE YARN	1 744	1 663	1 164
663 MINERAL MANUFACTURES,NES	582	180	123	852 COTTON FABRICS, WOVEN	1 917	3 976	2 781
667 PEARLS,PRECIOUS STONES		83	57	853 FABRICS,MAN-MADE FIBRES	2 362	5 354	3 725
684 ALUMINIUM	6 099	1 592	1 123	854 OTH.TEXTILE FABRIC,WOVEN	177	475	331
694 NAILS,SCREWS,NUTS,ETC.	50	79	55	855 KNIT.CROCHET.FABRIC NES	469	564	393
699 MANUFACTS.BASE METAL,NES	235	118	83	856 TULLE,LACE,EMBROIDRY.ETC	14	113	77
713 INTRNL COMBUS PSTN ENGIN	326	546	370	857 SPECIAL YARN,TXTL.FABRIC	2 502	1 992	1 397
743 PUMPS NES,CENTRIFUGS ETC	2 077	1 870	1 305	858 TEXTILE ARTICLES NES	242	751	531
745 OTH.NONELEC MCH,TOOL,NES	65	163	114	859 FLOOR COVERINGS, ETC.	597	605	423
764 TELECOMM.EQUIP,PARTS NES	4	237	166	861 LIME,CEMENT,CONSTR.MATRL	270	64	44
781 PASS.MOTOR VEHCLS.EX.BUS	828	1 207	847	862 CLAY,REFRCT.CONSTR.MATRL	13 282	1 456	1 014
784 PARTS,TRACTORS,MOTOR VEH	207	165	117	863 MINERAL MANUFACTURES,NES	3 534	1 224	853
792 AIRCRAFT,ASSOCTD.EQUIPNT		197	139	864 GLASS	20 190	1 744	1 232
821 FURNITURE,CUSHIONS,ETC.	1 393	1 102	770	865 GLASSWARE	1 626	1 353	943
841 MENS,BOYS CLOTHING,X-KNIT	2 987	8 459	5 939	866 POTTERY	889	1 542	1 084
842 WOMEN,GIRL CLOTHING,XKNIT	2 597	18 012	12 562	867 PEARLS,PRECIOUS STONES		393	267
843 MENS,BOYS CLOTHING,KNIT	19	119	83	873 FLAT-ROLLED IRON ETC.	269	49	35
844 WOMEN,GIRLS CLOTHING.KNIT	402	1 791	1 262	874 FLAT-ROLLED PLATED IRON	58 555	5 724	3 912
				875 FLAT-ROLLED, ALLOY STEEL	3 236	996	700
				876 IRON,STL.BAR,SHAPES ETC.	3 679	311	218
				878 WIRE OF IRON OR STEEL	230	94	64
				879 TUBES,PIPES,ETC.IRON,STL	1 019	514	367
				881 SILVER,PLATINUM,ETC.	30	877	606
				882 COPPER	152	153	105

7 IMPORTS AND EXPORTS (SPECIAL TRADE) BY COUNTRIES OF PRODUCTION AND CONSUMPTION AND BY GROUPS OF THE SITC-REV. III 1995

GROUP DESCRIPTION	DT = 100 KG	1 000 DM	1 000 \$	GROUP DESCRIPTION	DT = 100 KG	1 000 DM	1 000 \$
684 ALUMINIUM	1 248	768	536	741 HEATING, COOLING EQUIP, PART	77	109	71
691 METALLIC STRUCTURES, NES	2 619	1 461	1 019	745 OTH. NONELEC MCH, TOOL, NES	6	65	46
692 CONTAINERS, STORAGE, TRNSP	328	568	399	764 TELECOMM. EQUIP. PARTS, NES	9	509	359
693 WIRE PRODUCTS EXCL. ELECT	1 118	207	145	778 ELECTRIC MACH. APPARTS, NES	50	235	166
694 NAILS, SCREWS, NUTS, ETC.	414	368	257	842 WOMEN, GIRL CLOTHING, KNIT	19	83	57
695 TOOLS	1 353	3 065	2 140	843 MENS, BOYS CLOTHING, KNIT	187	644	455
696 CUTLERY	413	1 746	1 221	844 WOMEN, GIRLS CLOTHING, KNIT	237	1 102	777
697 HOUSEHOLD EQUIPMENT, NES	878	1 696	1 190	845 OTHR. TEXTILE APPAREL, NES	756	2 452	1 724
699 MANUFACTS. BASE METAL, NES	2 422	2 816	1 968	874 MEASURE, CONTROL INSTRMNT	2	76	54
711 STEAM GENER. BOILERS, ETC.	19	137	96	884 OPTICAL GOODS, NES	3	121	86
713 INTRNL COMBUS PSTN ENGIN	1 296	5 286	3 684	892 PRINTED MATTER	291	311	221
716 ROTATING ELECTRIC PLANT	235	652	441	893 ARTICLES, NES, OF PLASTICS	166	68	48
718 OTH. POWER GENERING MACHINRY	12	111	76				
721 AGRIC. MACHINES, EX. TRACTR	720	934	664	EXPORTS	1 259 299	733 610	511 401
722 TRACTORS	176	267	185				
723 CIVIL ENGINEERING EQUIPT	1 959	2 931	2 067	001 LIVE ANIMALS	467 099	71 355	49 646
724 TEXTILE, LEATHER MACHINES	635	2 574	1 806	011 BOVINE MEAT	6 235	1 060	751
725 PAPER, PULP MILL MACHINES	80	416	289	017 MEAT, OFFL. PRPD, PRSVD, NES	1 129	938	657
726 PRINTING, BOOKBINDING MACHS	1 203	7 126	4 908	022 MILK AND CREAM	9 275	3 281	2 324
727 FOOD-PROCESS. MCH. NON DOM	339	1 544	1 066	023 BUTTER, OTHER FAT OF MILK	378	122	85
728 OTH. MACH. PTS, SPCL INDUST	1 906	5 119	3 606	024 CHEESE AND CURD	14 057	4 565	3 181
731 METAL REMOVAL WORK TOOLS	86	81	56	034 FISH, FRESH, CHILLED, FROZEN	176	107	73
733 MACH-TOOLS, METAL-WORKING	664	605	414	037 FISH ETC. PREPD, PRSVD, NES	955	388	267
735 PARTS, NES, FOR MACH-TOOLS	15	79	53	046 MEAL, FLOUR OF WHEAT, MSLN	37 739	2 185	1 526
737 METALWORKING MACHINRY, NES	89	410	285	048 CEREAL PREPARATIONS	2 670	1 272	885
741 HEATING, COOLING EQUIP, PART	1 933	4 800	3 388	054 VEGETABLES	313	65	46
742 PUMPS FOR LIQUIDS, PARTS	202	1 262	886	056 VEGETABLES, PRPD, PRSVD, NES	177	70	48
743 PUMPS, NES, CENTRIFUGS ETC	2 077	5 351	3 745	058 FRUIT, PRESERVED, PREPARED	1 063	415	284
744 MECHANICAL HANDLING EQUIP	2 034	2 315	1 637	061 SUGARS, MOLASSES, HONEY	37 883	2 758	1 931
745 OTH. NONELEC MCH, TOOL, NES	1 153	3 595	2 489	062 SUGAR CONFECTIONERY	755	467	330
746 BALL OR ROLLER BEARINGS	92	263	185	071 COFFEE, COFFEE SUBSTITUTE	82	166	114
747 TAPS, COCKS, VALVES, ETC.	1 140	4 214	2 928	072 COCOA	75	71	51
748 TRANSMISSIONS SHAFTS ETC	349	1 710	1 192	073 CHOCOLATE, OTH. COCOA PREP	1 062	769	537
749 NON-ELECT MACH. PARTS, ETC	145	2 277	1 539	081 ANIMAL FEED STUFF	14 410	1 074	747
751 OFFICE MACHINES	298	991	685	091 MARGARINE AND SHORTENING	2 850	444	311
752 AUTOMATC. DATA PROC. EQUIP	348	5 576	3 892	098 EDIBLE PROD. PREPRPTS, NES	3 228	2 254	1 579
759 PARTS, FOR OFFICE MACHINS	42	894	627	111 NON-ALCOHOL. BEVERAGE, NES	966	109	76
761 TELEVISION RECEIVERS ETC	645	1 808	1 266	112 ALCOHOLIC BEVERAGES	1 108	200	140
762 RADIO-BROADCAST RECEIVER	55	552	386	122 TOBACCO, MANUFACTURED	813	1 598	1 120
763 SOUND RECORDER, PHONOGRPH	28	298	209	232 SYNTHETIC RUBBER, ETC.	1 442	289	201
764 TELECOMM. EQUIP. PARTS, NES	334	6 317	4 419	248 WOOD, SIMPLY WORKED	912	193	134
771 ELECT POWER MACHINRY, PARTS	2 333	1 770	1 241	251 PULP AND WASTE PAPER	596	81	57
772 ELEC. SWITCH, RELAY, CIRCUIT	1 066	4 840	3 382	266 SYNTHETIC FIBRES	1 493	481	337
773 ELECTR. DISTRIBUT. EQUIP, NES	438	634	438	267 OTHER MAN-MADE FIBRES	219	77	54
774 ELECTRO-MEDCL. XRAY EQUIP	20	349	240	268 WOOL, OTHER ANIMAL HAIR	682	628	432
775 DOM. ELEC. NON-ELEC. EQUIPT	7 233	12 665	8 846	269 WORN CLOTHING, TEXTL. ARTL	15 058	3 605	2 512
776 TRANSISTORS, VALVES, ETC.	5	298	202	278 OTHER CRUDE MINERALS	8 406	723	507
778 ELECTRIC MACH. APPART, NES	1 768	4 590	3 200	292 CRUDE VEG. MATERIALS, NES	846	790	531
781 PASS. MOTOR VEHCLS. EX. BUS	33 360	70 536	49 342	322 BRIQUETTES, LIGNITE, PEAT	16 391	418	293
782 GOODS, SPCL. TRANSPORT VEH	3 130	3 125	2 168	325 COKE, SEMI-COKE, RET. CARBN	11 000	360	235
783 ROAD MOTOR VEHICLES, NES	622	193	138	334 PETROLEUM PRODUCTS	25 879	4 080	2 850
784 PARTS, TRACTORS, MOTOR VEH	4 454	12 695	8 871	411 ANIMAL OILS AND FATS	19	86	60
785 CYCLES, MOTORCYCLES ETC.	25	108	77	421 FIXED VEG. FAT, OILS, SOFT	2 622	363	255
786 TRAILERS, SEMI-TRAILER, ETC	1 357	955	660	431 ANIMAL, VEG. FATS, OILS, NES	3 159	461	324
792 AIRCRAFT, ASSOC'D. EQUIPNT	1 115	1 115	777	511 HYDROCARBONS, NES, DERIVTS	1 617	237	161
793 SHIP, BOAT, FLOAT. STRUCTRS	297 562	283 260	197 891	512 ALCOHOL, PHENOL, ETC. DERIV	1 050	455	317
812 PLUMBING, SANITRY, EQPT, ETC	4 115	2 364	1 639	513 CARBOXYLIC ACIDS, DERIVTS	3 606	1 062	734
813 LIGHTING FIXTURES ETC, NES	459	1 305	914	514 NITROGEN-FUNCT. COMPOUNDS	4 801	1 849	1 306
821 FURNITURE, CUSHIONS, ETC.	1 090	1 393	981	515 ORGANO-INORGANIC COMPNDS	58	117	81
831 TRUNK, SUIT-CASES, BAG, ETC	22	111	79	516 OTHER ORGANIC CHEMICALS	265	167	117
841 MENS, BOYS CLOTHING, X-KNIT	57	870	606	522 INORGANIC CHEM. ELEMENTS	7 293	1 159	790
842 WOMEN, GIRL CLOTHING, XKNIT	62	1 249	857	523 METAL, SALTS, INORGAN. ACID	6 653	807	567
843 MENS, BOYS CLOTHING, KNIT	10	65	44	524 OTHER CHEMICAL COMPOUNDS	116	117	82
844 WOMEN, GIRLS CLOTHING, KNIT	2	102	67	531 SYNTH. COLOURS, LAKES, ETC.	582	1 386	973
845 OTHR. TEXTILE APPAREL, NES	55	663	459	532 DYEING, TANNING MATERIALS	3 025	387	275
846 CLOTHING ACCESSRS, FABRIC	35	203	135	533 PIGMENTS, PAINTS, ETC.	8 992	4 044	2 804
848 CLOTHING, NONTEXTL; HEADGEAR	50	265	183	541 MEDICINES, ETC. EXC. GRP542	539	5 063	3 526
851 FOOTWEAR	219	880	617	542 MEDICAMENTS	3 044	25 803	17 938
871 OPTICAL INSTRUMENTS, NES	17	402	277	551 ESSENTL. OIL, PERFUME, FLAVR	750	2 173	1 524
872 MEDICAL INSTRUMENTS, NES	350	2 117	1 481	553 PERFUMERY, COSMETICS, ETC.	6 559	7 804	5 458
873 METERS, COUNTERS, NES	7	208	141	554 SOAP, CLEANERS, POLISH, ETC	13 609	4 170	2 920
874 MEASURE, CONTROL INSTRMNT	241	3 755	2 605	562 FERTILIZER, EXCEPT GRP272	9 155	4 475	3 326
881 PHOTOGRAPH APPAR. ETC, NES	43	275	193	571 POLYMERS OF ETHYLENE	13 842	2 070	1 446
882 PHOTO. CINEMATOGPH. SUPPL	1 064	2 124	1 478	572 POLYMERS OF STYRENE	1 302	234	164
884 OPTICAL GOODS, NES		601	417	573 POLYMERS, VINYL CHLORIDE	499	132	92
885 WATCHES AND CLOCKS	35	886	623	574 POLYACETAL, POLYCARBONATE	12 320	3 239	2 251
891 ARMS AND AMMUNITION	147	321	224	575 OTH. PLASTIC, PRIMARY FORM	14 213	4 555	3 182
892 PRINTED MATTER	1 384	3 213	2 269	581 PLASTIC TUBE, PIPE, HOSE	2 963	2 148	1 495
893 ARTICLES, NES, OF PLASTICS	4 174	4 639	3 228	582 PLASTIC PLATE, SHEETS, ETC	4 825	3 401	2 377
894 BABY CARRIAGE, TOYS, GAMES	1 119	1 309	906	583 MONOFILAMENT OF PLASTICS	148	134	93
895 OFFICE, STATIONERY SUPPLS	621	2 201	1 553	591 INSECTICIDES, ETC.	1 772	2 168	1 501
896 WORKS OF ART, ANTIQUE ETC	1	134	96	592 STARCHES, INULIN, ETC.	3 633	1 506	1 057
897 GOLD, SILVERWARE, JEWEL, NES		127	86	597 PREPRD ADDITIVES, LIQUIDS	3 349	1 184	822
898 MUSICAL INSTRUMENTS, ETC.	232	1 132	790	598 MISC. CHEMICAL PRODTS, NES	7 221	3 913	2 731
899 MISC MANUFACTRD GOODS, NES	747	1 518	1 049	611 LEATHER	66	117	84
971 GOLD, NONMONTY EXCL ORES	10	16 156	11 284	621 MATERIALS OF RUBBER	907	806	558
				625 RUBBER TYRES, TUBES, ETC.	7 851	1 770	1 232
				629 ARTICLES OF RUBBER, NES	3 277	1 636	1 136
				634 VENEERS, PLYWOOD, ETC.	3 277	776	536
				635 WOOD MANUFACTURES, NES	2 255	801	554
				641 PAPER AND PAPERBOARD	65 673	11 443	7 962
				642 PAPER, PAPERBOARD, CUT ETC	5 124	2 392	1 673
				651 TEXTILE YARN	2 298	1 538	1 077
				652 COTTON FABRICS, WOVEN	1 043	1 955	1 356
				653 FABRICS, MAN-MADE FIBRES	1 315	3 991	2 760
				654 OTH. TEXTILE FABRIC, WOVEN	92	553	388
				655 KNIT, CROCHET, FABRIC, NES	296	300	205
				656 TULLE, LACE, EMBROIDRY, ETC	17	139	98
				657 SPECIAL YARN, TEXTL. FABRIC	1 300	1 244	864
				658 TEXTILE ARTICLES, NES	619	787	552
				659 FLOOR COVERINGS, ETC.	1 002	797	554
				662 CLAY, REFRCT. CONSTR. MATRL	14 725	1 770	1 251
				663 MINERAL MANUFACTURES, NES	2 871	2 183	1 534
				664 GLASS	3 015	516	364
				665 GLASSWARE	4 158	1 915	1 332
				666 POTTERY	1 614	2 059	1 429
				667 PEARLS, PRECIOUS STONES	2	796	558
				673 FLAT-ROLLED IRON ETC.	1 835	204	145
LEBANON							
IMPORTS	32 547	29 695	20 788				
022 MILK AND CREAM	1 872	213	142				
054 VEGETABLES	1 961	224	153				
056 VEGETABLES, PRPD, PRSVD, NES	3 578	371	258				
058 FRUIT, PRESERVED, PREPARED	568	87	61				
059 FRUIT, VEGETABLE JUICES	380	54	38				
062 SUGAR CONFECTIONERY	121	47	32				
071 COFFEE, COFFEE SUBSTITUTE	98	55	36				
075 SPICES	229	47	32				
098 EDIBLE PROD. PREPRPTS, NES	1 815	365	254				
112 ALCOHOLIC BEVERAGES	224	149	106				
288 NON-FERROUS WASTE, SCRAP	13 777	3 245	2 287				
291 CRUDE ANIMAL MATERLS, NES	1 681	11 071	7 720				
292 CRUDE VEG. MATERIALS, NES	85	106	76				
625 RUBBER TYRES, TUBES, ETC.	92	68	48				
651 TEXTILE YARN	139	180	125				
692 CONTAINERS, STORAGE, TRNSP	158	72	49				
735 PARTS, NES, FOR MACH-TOOLS	53	75	52				

7 IMPORTS AND EXPORTS (SPECIAL TRADE) BY COUNTRIES OF PRODUCTION AND CONSUMPTION AND BY GROUPS OF THE SITC-REV. III 1995

GROUP DESCRIPTION	DT = 100 KG	1 000 DM	1 000 \$	GROUP DESCRIPTION	DT = 100 KG	1 000 DM	1 000 \$
674 FLAT-ROLLED PLATED IRON	31 600	3 889	2 739	652 COTTON FABRICS, WOVEN	3 995	1 199	838
675 FLAT-ROLLED, ALLOY STEEL	8 216	2 492	1 784	658 TEXTILE ARTICLES NES	4 314	5 179	3 629
676 IRON, STL.BAR, SHAPES ETC.	16 194	1 309	912	659 FLOOR COVERINGS, ETC.	45	78	55
679 TUBES,PIPES,ETC. IRON,STL	6 781	1 097	761	667 PEARLS,PRECIOUS STONES	30	71	50
681 SILVER,PLATINUM,ETC.	2	76	55	671 PIG IRON, SPIEGELEISN,ETC	105	138	90
682 COPPER	1 201	1 323	931	694 NAILS,SCREWS,NUTS,ETC.	407	121	84
683 NICKEL	8	52	38	697 HOUSEHOLD EQUIPMENT,NES	137	91	59
684 ALUMINIUM	232	258	178	712 STEAM TURBINES	11	1 084	785
691 METALLIC STRUCTURES NES	7 136	3 533	2 456	741 HEATING,COOLING EQUIP,PART	151	125	87
692 CONTAINERS,STORAGE,TRNSP	2 618	1 026	700	743 PUMPS NES,CENTRIFUGS ETC	11	948	686
693 WIRE PRODUCTS EXCL.ELECT	249	277	196	747 TAPS,COCKS,VALVES,ETC.	97	68	47
694 NAILS,SCREWS,NUTS,ETC.	1 611	848	531	752 AUTOMATC.DATA PROC.EQUIP	1	78	56
695 TOOLS	2 179	3 940	2 772	764 TELECOMM.EQUIP.PARTS NES	5	224	152
696 CUTLERY	206	1 001	697	771 ELECT POWER MACHNY,PARTS	24	258	183
697 HOUSEHOLD EQUIPMENT,NES	1 038	2 174	1 522	776 TRANSISTORS,VALVES,ETC.	48	34	24
699 MANUFACTS.BASE METAL,NES	3 954	3 899	2 713	778 ELECTRIC.MACH.APPTART.NES	27	75	54
700 CPL IND PLANT (84/85/87)	367	1 199	853	821 FURNITURE,CUSHIONS,ETC.	87	229	160
711 STEAM GENER. BOILERS,ETC.	1 796	416	300	841 MENS,BOYS CLOTHING,X-KNIT	1 186	3 620	2 526
713 INTRNL COMBUS PSTN ENGIN	1 828	8 150	5 707	842 WOMEN,GIRL CLOTHING,XKNIT	358	1 008	707
716 ROTATING ELECTRIC PLANT	1 649	2 255	1 580	843 MENS,BOYS CLOTHING,KNIT	3 890	7 363	5 133
718 OTH.POWR.GENRTNG.MACHNRY	80	232	161	844 WOMEN,GIRLS CLOTHNG.KNIT	2 198	4 781	3 362
721 AGRIC.MACHINES,EX.TRACTR	1 288	883	626	845 OTHR.TEXTILE APPAREL,NES	19 972	37 494	26 240
722 TRACTORS	148	138	99	846 CLOTHING ACCESSRS,FABRIC	1 011	4 045	2 826
723 CIVIL ENGINEERING EQUIPT	18 128	14 527	10 020	874 MEASURE,CONTROL INSTRMNT	1	244	170
724 TEXTILE,LEATHER MACHINES	1 457	3 571	2 469	892 PRINTED MATTER	25	60	41
725 PAPER,PULP MILL MACHINES	333	1 349	937	893 ARTICLES,NES,OF PLASTICS	69	59	41
726 PRINTNG,BKDBKBNNG MACHS	1 278	4 367	3 065	894 BABY CARRIAGE,TOYS,GAMES	40	61	40
727 FOOD-PROCESS.MCH.NON DOM	99	485	336	897 GOLD,SILVERWARE,JEWL NES	109	158	114
728 OTH.MACH.PTS,SPCL INDUST	10 218	9 795	6 823	EXPORTS	940 064	617 669	430 163
731 METAL REMOVAL WORK TOOLS	562	436	303	001 LIVE ANIMALS	14	369	258
733 MACH-TOOLS,METAL-WORKING	282	949	676	022 MILK AND CREAM	178	166	119
735 PARTS,NES,FOR MACH-TOOLS	62	180	123	036 FISH,DRIED,SALTED,SMOKED	20	58	40
737 METALWORKING MACHNRY NES	27	115	80	035 CRUSTACEANS,MOLLUSCS ETC	95	224	157
741 HEATING,COOLING EQUIP,PART	3 386	4 898	3 324	037 FISH ETC.PRPD,PRSD,NES	41	77	52
742 PUMPS FOR LIQUIDS,PARTS	1 693	5 852	4 086	054 VEGETABLES	955	194	129
743 PUMPS NES,CENTRIFUGS ETC	1 702	5 194	3 612	056 VEGETABLES,PRPD,PRSD,NES	328	92	65
744 MECHANICAL HANDLING EQUIP	2 569	4 783	3 339	061 SUGARS,MOLASSES,HONEY	90 133	3 984	2 768
745 OTH.NONELEC MCH,TOOL,NES	4 618	17 853	12 625	071 COFFEE,COFFEE SUBSTITUTE	38	74	51
746 BALL OR ROLLER BEARINGS	517	1 557	1 081	072 COCOA	983	167	118
747 TAPS,COCKS,VALVES,ETC.	4 207	14 286	10 009	075 SPICES	129	65	45
748 TRANSMISSIONS SHAFTS ETC	1 062	3 507	2 426	081 ANIMAL FEED STUFF	11	59	43
749 NON-ELECT MACH.PARTS,ETC	501	3 481	2 445	091 MARGARINE AND SHORTENING	320	61	41
751 OFFICE MACHINES	536	1 708	1 202	098 EDIBLE PROD.PREPRINS,NES	1 557	1 330	931
752 AUTOMATC.DATA PROC.EQUIP	333	3 613	2 504	112 ALCOHOLIC BEVERAGES	961	147	100
759 PARTS,FOR OFFICE MACHINS	66	1 252	842	232 SYNTHETIC RUBBER, ETC.	1 835	454	314
761 TELEVISION RECEIVERS ETC	263	481	336	248 WOOD, SIMPLY WORKED	2 182	146	101
762 RADIO-BROADCAST RECEIVER	65	3 692	2 553	251 PULP AND WASTE PAPER	5 572	223	156
764 TELECOMM.EQUIP.PARTS NES	7 536	84 279	58 437	266 SYNTHETIC FIBRES	1 548	430	301
771 ELECT POWER MACHNY,PARTS	1 394	964	677	267 OTHER MAN-MADE FIBRES	2 573	1 687	1 168
772 ELEC. SWITCH.RELAY.CIRCUIT	1 783	6 594	4 574	289 WORN CLOTHING,TEXTL.ARTL	453	276	192
773 ELECTR.DISTRIB.EQPT NES	403	322	1 798	273 STONE, SAND AND GRAVEL	1 366	47	32
774 ELECTRO-MEDCL.XRAY EQUIP	90	2 567	5 009	277 NATURAL ABRASIVES, NES	7 997	189	128
775 DOM.ELEC, NON-ELEC. EQUIPT	4 357	7 893	4 448	282 FERROUS WASTE AND SCRAP	782	43	30
776 TRANSISTORS, VALVES, ETC.	6 8	671	7 516	291 CRUDE ANIMAL MATERLS,NES	54	294	199
778 ELECTRIC.MACH.APPTART.NES	6 670	10 754	62 664	292 CRUDE VEG.MATERIALS, NES	1 529	1 346	936
781 PASS.MOTOR VEHCLS.EX.BUS	65 345	89 774	6 582	322 BRIQUETTES,LIGNITE,PEAT	2 373	48	33
782 GOODS,SPCL TRANSPORT VEH	14 942	9 431	49 564	334 PETROLEUM PRODUCTS	744	203	140
783 ROAD MOTOR VEHICLES NES	800	517	1 412	395 RESIDUAL PETROL.PRODUCTS	6 015	625	429
784 PARTS,TRACTORS,MOTOR VEH	33 812	70 891	1 620	421 FIXED VEG.FAT,OILS, SOFT	1 573	218	149
786 TRAILERS,SEMI-TRAILER,ETC	755	399	3 797	431 ANIMAL,VEG.FATS,OILS,NES	3 063	547	388
812 PLUMBNG,SANITRY,EQPT,ETC	3 317	2 023	346	511 HYDROCARBONS,NES,DERIVTS	3 191	483	329
813 LIGHTING FIXTURES ETC.NES	465	2 310	4 224	512 ALCOHOL,PHENOL,ETC.DERIV	4 825	950	660
821 FURNITURE,CUSHIONS,ETC.	5 290	5 394	5 938	513 ACID,DERIVTS	5 255	2 066	1 453
831 TRUNK,SUIT-CASES,BAG,ETC	117	503	224	514 NITROGEN-FUNCT.COMPOUNDS	11 617	3 241	2 299
841 MENS,BOYS CLOTHING,X-KNIT	431	5 986	736	515 ORGANO-INORGANIC COMPNDS	444	1 145	804
842 WOMEN,GIRL CLOTHING,XKNIT	373	8 527	1 872	516 OTHER ORGANIC CHEMICALS	393	364	256
843 MENS,BOYS CLOTHING,KNIT	47	322	373	522 INORGANIC CHEM.ELEMENTS	15 982	1 964	1 374
844 WOMEN,GIRLS CLOTHING,KNIT	86	1 072	394	523 METAL.SALTS,INORGAN.ACID	7 082	1 250	869
845 OTHR.TEXTILE APPAREL,NES	258	2 693	504	524 OTHER CHEMICAL COMPOUNDS	584	110	79
846 CLOTHING ACCESSRS,FABRIC	98	536	439	531 SYNTH.COLOURS,LAKES,ETC.	2 498	5 611	3 933
848 CLOTHING,NONXTL;HEADGEAR	163	564	4 860	532 DYEING,TANNING MATERIALS	4 327	463	321
851 FOOTWEAR	175	727	143	533 PIGMENTS, PAINTS, ETC.	9 268	3 255	2 254
871 OPTICAL INSTRUMENTS,NES	17	626	3 644	541 MEDICINES,ETC.EXC.GRP542	817	5 272	3 682
872 MEDICAL INSTRUMENTS NES	462	7 021	628	542 MEDICAMENTS	804	3 785	2 641
873 METERS,COUNTERS,NES	11	212	3 650	551 ESSNTL.OIL,PERFUME,FLAVR	3 220	7 581	5 226
874 MEASURE,CONTROL INSTRMNT	314	5 235	356	553 PERFUMERY,COSMETICS,ETC.	210	160	109
881 PHOTOGRAPH APPAR.ETC.NES	124	903	153	554 SOAP,CLEANERS,POLISH,ETC	12 450	2 570	1 798
882 PHOTO.CINEMATOGRPH.SUPPL	3 339	5 245	70	562 FERTILIZER,EXCEPT GRP272	363	121	86
884 OPTICAL GOODS NES	8	514	1 672	571 POLYMERS OF ETHYLENE	10 403	1 494	1 030
885 WATCHES AND CLOCKS	6	220	2 466	572 POLYMERS OF STYRENE	2 065	413	288
891 ARMS AND AMMUNITION	38	101	878	573 POLYMERS,VINYL CHLORIDE	2 615	741	507
892 PRINTED MATTER	1 197	2 436	1 468	574 POLYACETAL,POLYCARBONATE	5 223	1 354	946
893 ARTICLES,NES,OF PLASTICS	2 909	3 524	54	575 OTH.PLASTIC,PRIMARY FORM	40 460	8 110	5 694
894 BABY CARRIAGE,TOYS,GAMES	656	1 250	1 210	579 PLASTIC WASTE, SCRAP ETC	676	82	57
895 OFFICE,STATIONERY SUPPLS	588	2 069	1 564	581 PLASTIC TUBE,PIPE,HOSE	317	311	211
897 GOLD,SILVERWARE,JEWL NES	80	80	239	582 PLASTIC PLATE,SHEETS,ETC	7 287	1 954	1 353
898 MUSICAL INSTRUMENTS,ETC.	293	1 735	591	591 INSECTICIDES, ETC.	2 183	4 048	2 814
899 MISC MANUFCTRD GOODS NES	1 048	2 256	592	592 STARCHES,INULIN,ETC.	7 227	1 263	893
941 COMPL IND PLANT CHAPT 99	61	335	593	593 EXPLOSIVES,PYROTECHNICS	42	133	89
SYRIA				597 PREPRD ADDITIVES,LIQUIDS	9 284	4 212	2 975
IMPORTS	44 277 570	896 505	627 234	598 MISC.CHEMICAL PRDTS,NES	15 483	6 686	4 646
041 WHEAT, MESLIN, UNMILLED	39 493	1 395	985	600 CPL IND PLANT CHAP 69-76	3 603	8 161	5 760
054 VEGETABLES	13 562	1 314	898	621 MATERIALS OF RUBBER	2 370	1 271	883
056 VEGETABLES,PRPD,PRSD,NES	10 700	3 589	2 500	625 RUBBER TYRES,TUBES,ETC.	207	153	109
057 FRUIT,NUTS EXCL.OIL NUTS	486	276	192	629 ARTICLES OF RUBBER, NES	2 204	3 861	2 701
075 SPICES	1 666	414	285	634 VENEERS, PLYWOOD, ETC.	3 668	304	213
211 HIDES,SKINS(EX.FURS),RAW	275	170	121	635 WOOD MANUFACTURES, NES	349	218	148
212 FURSKINS, RAW	10	70	47	641 PAPER AND PAPERBOARD	109 803	12 211	8 517
263 COTTON	58 645	5 505	3 863	642 PAPER,PAPERBOARD,CUT ETC	1 396	830	576
282 FERROUS WASTE AND SCRAP	390	76	55	651 TEXTILE YARN	35 350	10 940	7 638
291 CRUDE ANIMAL MATERLS,NES	3 772	23 674	16 575	652 COTTON FABRICS, WOVEN	582	1 013	710
292 CRUDE VEG.MATERIALS, NES	209	53	36	653 FABRICS,MAN-MADE FIBRES	1 292	4 047	2 844
333 PETROLEUM OILS, CRUDE	44 107 406	787 582	551 002	654 OTH.TEXTILE FABRIC,WOVEN	96	411	288
625 RUBBER TYRES,TUBES,ETC.	128	61	43	655 KNIT.CROCHET.FABRIC NES	3 511	3 022	2 104
651 TEXTILE YARN	157	84	59	656 TULLE,LACE,EMBROIDRY.ETC	254	375	265

7 IMPORTS AND EXPORTS (SPECIAL TRADE) BY COUNTRIES OF PRODUCTION AND CONSUMPTION AND BY GROUPS OF THE SITC-REV. III 1995

GROUP DESCRIPTION	DT = 100 KG	1 000 DM	1 000 \$	GROUP DESCRIPTION	DT = 100 KG	1 000 DM	1 000 \$
657 SPECIAL YARN,TXTL.FABRIC	1 913	957	660	269 WORN CLOTHING,TEXTL.ARTL	206	45	33
658 TEXTILE ARTICLES NES	179	672	446	541 MEDICINES,ETC.EXC.GRP542	5	149	102
661 LIME,CEMENT,CONSTR.MATRL	6 017	106	73	542 MEDICAMENTS	1 168	874	608
662 CLAY,REFRCT.CONSTR.MATRL	29 467	3 656	2 593	598 MISC.CHEMICAL PRODTS.NES	116	535	377
663 MINERAL MANUFACTURES,NES	2 215	1 412	982	800 CPL IND PLANT CHAP 69-76	1 861	527	375
664 GLASS	4 104	549	390	641 PAPER AND PAPERBOARD	10 075	1 426	1 013
665 GLASSWARE	2 487	1 430	1 002	657 SPECIAL YARN,TXTL.FABRIC	96	45	32
666 POTTERY	33	54	39	665 GLASSWARE	13	60	42
673 FLAT-ROLLED IRON ETC.	84 143	5 952	4 167	682 COPPER	23	45	32
674 FLAT-ROLLED PLATED IRON	58 011	3 285	2 314	700 CPL IND PLANT (84/85/87)	1 242	2 023	1 431
675 FLAT-ROLLED, ALLOY STEEL	10 721	1 831	1 280	728 OTH.MACH,PTS,SPCL INDUST	123	340	245
676 IRON,STL.BAR,SHAPES ETC.	22 089	1 007	701	743 PUMPS NES,CENTRIFUGS ETC	49	69	47
678 WIRE OF IRON OR STEEL	10 305	2 342	1 655	772 ELEC.SWITCH.RELAY,CIRCUIT	14	49	35
679 TUBES,PIPES,ETC.IRON,STL	10 170	1 760	1 233	774 ELECTRO-MEDCL,XRAY EQUIP	24	162	107
682 COPPER	369	629	437	872 MEDICAL INSTRUMENTS NES	137	609	420
683 NICKEL	165	495	344	874 MEASURE,CONTROL INSTRMNT	4	105	73
684 ALUMINIUM	9 978	4 260	2 988	893 ARTICLES,NES,OF PLASTICS	139	130	89
685 LEAD	300	44	30	895 OFFICE,STATIONERY SUPPLS	36	264	186
689 MISC.NON-FERR.BASE METAL	24	342	241	941 COMPL IND PLANT CHAPT 99	246	335	237
691 METALLIC STRUCTURES NES	746	1 079	743				
692 CONTAINERS,STORAGE,TRNSP	2 760	2 054	1 395	IRAN			
693 WIRE PRODUCTS EXCL.ELECT	439	2 080	1 193	IMPORTS	16 693 416	1 168 285	814 545
694 NAILS,SCREWS,NUTS,ETC.	1 429	985	690				
695 TOOLS	2 585	4 159	2 899	034 FISH,FRESH,CHILLED,FROZN	344	284	204
696 CUTLERY	59	275	189	036 CRUSTACEANS,MOLLUSCS ETC	107	253	179
697 HOUSEHOLD EQUIPMENT,NES	105	142	102	037 FISH ETC.PREPD,PRSD,NES	208	5 738	3 969
699 MANUFACTS.BASE METAL,NES	2 553	2 085	1 455	054 VEGETABLES	6 889	1 110	780
700 CPL IND PLANT (84/85/87)	11 399	24 261	16 909	056 VEGETABLES,PRPD,PRSD,NES	4 331	575	401
711 STEAM GENER. BOILERS,ETC.	486	620	436	057 FRUIT,NUTS EXCL.OIL NUTS	467 566	205 871	143 675
712 STEAM TURBINES	3	255	178	058 FRUIT,PRESERVED,PREPARED	22 828	14 283	10 033
713 INTRNL COMBUS PSTN ENGIN	4 270	9 477	6 624	059 FRUIT, VEGETABLE JUICES	80 100	12 990	9 077
714 ENGINES,MOTORS NON-ELECT	32	1 718	1 183	075 SPICES	422	2 014	1 412
716 ROTATING ELECTRIC PLANT	3 300	6 775	4 766	098 EDIBLE PROD.PREPRD,NES	2 719	1 095	759
718 OTH.POWER GENRTNG MACHNRY	324	2 457	321	121 TOBACCO, UNMANUFACTURED	2 168	3 980	2 765
721 AGRIC.MACHINES,EX.TRACTR	3 166	2 392	1 680	263 COTTON	70 496	1 697	1 123
722 TRACTORS	489	131	92	268 WOOL, OTHER ANIMAL HAIR	756	576	394
723 CIVIL ENGINEERING EQUIPT	5 726	7 924	5 368	273 STONE, SAND AND GRAVEL	14 367	222	154
724 TEXTILE,LEATHER MACHINES	36 880	103 239	72 323	282 FERROUS WASTE AND SCRAP	2 422	3 775	2 612
725 PAPER,PULP MILL MACHINES	512	1 410	965	288 NON-FERROUS WASTE,SCRAP	49 950	953	668
726 PRINTNG,BOOKBINDNG MACHS	2 075	3 800	2 643	289 PREC.METAL DRES,CONCRTS		51 102	35 609
727 FOOD-PROCESS.MCH.NON DOM	792	1 746	1 179	291 CRUDE ANIMAL MATERLS,NES	11 033	4 940	3 454
728 OTH.MACH,PTS,SPCL INDUST	8 389	15 024	10 599	292 CRUDE VEG.MATERIALS, NES	12 892	273 840	191 666
731 METAL REMOVAL WORK TOOLS	449	2 186	1 470	333 PETROLEUM OILS, CRUDE	15 656 646	14 414	745
733 MACH-TOOLS,METAL-WORKING	442	547	382	511 HYDROCARBONS,NES,DERIVTS	20 496	1 771	1 167
735 PARTS,NES,FOR MACH-TOOLS	8	170	118	512 INORGANIC CHEM.ELEMENTS	391	53	36
737 METALWORKING MACHNRY NES	44	297	208	541 MEDICINES,ETC.EXC.GRP542	10	72	47
741 HEATING,COOLNG EQUIP,PART	8 259	25 156	16 940	551 ESSNTL.OIL,PERFUME,FLAVR	165	145	106
742 PUMPS FOR LIQUIDS,PARTS	1 119	6 281	4 355	554 SOAP,CLEANERS,POLISH,ETC	355	53	38
743 PUMPS NES,CENTRIFUGS ETC	3 619	10 596	7 250	611 LEATHER	27	64	43
744 MECHANICAL HANDLING EQUIP	2 917	4 059	3 678	635 WOOD MANUFACTURES, NES	2 012	344	248
745 OTH.NONELEC MCH,TOOL,NES	2 913	5 239	3 678	642 PAPER,PAPERBOARD,CUT ETC	258	82	59
746 BALL OR ROLLER BEARINGS	2 871	2 919	2 008	651 TEXTILE YARN	2 123	1 121	786
747 TAPS,COCKS,VALVES,ETC.	3 768	8 730	6 129	652 COTTON FABRICS, WOVEN	7 956	3 802	2 655
748 TRANSMISSIONS SHAFTS ETC	2 510	5 747	3 988	653 FABRICS,MAN-MADE FIBRES	336	138	91
749 NON-ELECT MACH,PARTS,ETC	553	3 741	2 603	655 KNIT.CROCHET.FABRIC NES	630	740	520
751 OFFICE MACHINES	172	527	367	658 TEXTILE ARTICLES NES	8 364	8 251	5 827
752 AUTOMATC.DATA PROC.EQUIP	44	1 382	983	659 FLOOR COVERINGS, ETC.	116 232	515 456	358 416
759 PARTS,FOR OFFICE MACHINES	12	304	212	661 LIME,CEMENT,CONSTR.MATRL	3 179	357	251
761 TELEVISION RECEIVERS ETC	6	69	48	662 CLAY,REFRCT.CONSTR.MATRL	9 317	548	381
762 RADIO-BROADCAST RECEIVER	3	68	47	665 GLASSWARE	917	370	255
763 SOUND RECORDER,PHONOGRPH	3	255	169	666 POTTERY	690	167	117
764 TELECOMM.EQUIP,PARTS NES	5 630	63 313	43 794	676 IRON,STL.BAR,SHAPES ETC.	1 058	57	40
771 ELECT POWER MACHNY,PARTS	6 997	8 235	5 732	679 TUBES,PIPES,ETC.IRON,STL	2 480	222	154
772 ELEC.SWITCH.RELAY,CIRCUIT	3 295	12 218	8 549	682 COPPER	415	130	90
773 ELECTR DISTRIBT.EQPT NES	11 075	9 426	6 721	684 ALUMINIUM	66 017	17 833	12 530
774 ELECTRO-MEDCL,XRAY EQUIP	153	3 429	2 428	692 CONTAINERS,STORAGE,TRNSP	73	67	46
775 DOM.ELEC,NON-ELEC.EQUIPT	827	1 550	1 080	694 NAILS,SCREWS,NUTS,ETC.	2 651	499	347
776 TRANSISTORS,VALVES,ETC.	36	1 559	1 086	695 TOOLS	7	59	40
778 ELECTRIC.MACH.APART.NES	8 845	8 370	5 817	697 HOUSEHOLD EQUIPMENT,NES	261	137	97
781 PASS.MOTOR VEHCLS.EX.BUS	7 944	22 249	15 664	699 MANUFACTS.BASE METAL,NES	4 594	586	419
782 GOODS,SPCL TRANSPORT VEH	5 450	3 340	2 300	712 STEAM TURBINES	10	105	74
783 ROAD MOTOR VEHICLES NES	3 842	1 642	1 140	713 INTRNL COMBUS PSTN ENGIN	2 114	954	659
784 PARTS,TRACTORS,MOTOR VEH	9 459	11 988	8 352	726 PRINTNG,BOOKBINDNG MACHS	19	216	155
786 TRAILERS,SEMI-TRAILR,ETC	3 605	3 430	2 370	731 METAL REMOVAL WORK TOOLS	1 051	681	489
791 RAILWAY VEHICLES.EQUIPNT	60	432	304	741 HEATING,COOLNG EQUIP,PART	127	91	63
800 CPL IND PLANT CHAP 90/94	729	2 691	1 868	743 PUMPS NES,CENTRIFUGS ETC	91	198	137
812 PLUMBNG,SANITRY,EQPT.ETC	4 717	1 153	789	746 BALL OR ROLLER BEARINGS	31	160	110
813 LIGHTNG FIXTURES ETC.NES	31	334	224	748 TRANSMISSIONS SHAFTS ETC	551	652	456
821 FURNITURE,CUSHIONS,ETC.	305	579	402	764 TELECOMM.EQUIP,PARTS NES	34	57	41
841 MENS,BOYS CLOTHING,X-KNIT	4	71	49	771 ELECT POWER MACHNY,PARTS	14	96	66
842 WOMEN,GIRL CLOTHING,XKNIT	2	89	62	772 ELEC.SWITCH.RELAY,CIRCUIT	6	110	77
845 OTHR.TEXTILE APPAREL,NES	4	76	54	774 ELECTRO-MEDCL,XRAY EQUIP	7	95	65
871 OPTICAL INSTRUMENTS,NES	15	982	661	778 ELECTRIC.MACH.APART.NES	102	328	229
872 MEDICAL INSTRUMENTS NES	591	6 819	4 777	781 PASS.MOTOR VEHCLS.EX.BUS	49	47	33
873 METERS,COUNTERS,NES	8	131	87	784 PARTS,TRACTORS,MOTOR VEH	1 706	462	316
874 MEASURE,CONTROL INSTRMNT	562	11 209	7 767	786 TRAILERS,SEMI-TRAILR,ETC	266	59	42
881 PHOTOGRAPH APPAR.ETC.NES	98	1 590	1 125	821 FURNITURE,CUSHIONS,ETC.	1 661	683	463
882 PHOTO.CINEMATOGRPH.SUPPL	1 119	1 241	858	831 TRUNK,SUIT-CASES,BAG,ETC	114	108	75
884 OPTICAL GOODS NES		153	109	841 MENS,BOYS CLOTHING,X-KNIT	1 315	2 365	1 637
885 WATCHES AND CLOCKS	8	120	83	842 WOMEN,GIRL CLOTHING,XKNIT	149	395	276
892 PRINTED MATTER	1 100	810	556	843 MENS,BOYS CLOTHING,KNIT	200	327	230
893 ARTICLES,NES,OF PLASTICS	1 218	1 153	798	844 WOMEN,GIRLS CLOTHING,KNIT	580	1 071	757
894 BABY CARRIAGE,TOYS,GAMES	81	102	72	845 OTHR.TEXTILE APPAREL,NES	5 040	8 528	5 943
895 OFFICE,STATIONERY SUPPLS	1 006	852	599	848 CLOTHING,NONXTL;HEADGEAR	43	164	114
896 WORKS OF ART,ANTIQUE ETC	1	46	33	851 FOOTWEAR	522	1 232	864
898 MUSICAL INSTRUMENTS,ETC.	2	403	285	892 PRINTED MATTER	79	43	31
899 MISC MANUFCTRD GOODS NES	573	1 274	885	893 ARTICLES,NES,OF PLASTICS	598	165	117
				896 WORKS OF ART,ANTIQUE ETC	54	846	589
IRAQ				897 GOLD,SILVERWARE,JEWEL NES	1	41	30
IMPORTS	773	611	425				
057 FRUIT,NUTS EXCL.OIL NUTS	67	54	37	EXPORTS	5 432 901	2 354 920	1 648 637
268 WOOL, OTHER ANIMAL HAIR	13	48	34				
				001 LIVE ANIMALS	50	1 460	1 032
EXPORTS	298 669	16 623	11 692	011 BOVINE MEAT	58 755	17 539	12 366
041 WHEAT, MESLIN, UNMILLED	281 625	5 529	3 933	022 MILK AND CREAM	960	2 106	1 403
				023 BUTTER,OTHER FAT OF MILK	1 162	354	245

7 IMPORTS AND EXPORTS (SPECIAL TRADE) BY COUNTRIES OF PRODUCTION AND CONSUMPTION AND BY GROUPS OF THE SITC-REV. III 1995

GROUP DESCRIPTION	DT = 100 KG	1 000 DM	1 000 \$	GROUP DESCRIPTION	DT = 100 KG	1 000 DM	1 000 \$
025 EGGS,BIRDS,YOLKS,ALBUMIN	177	116	82	714 ENGINES,MOTORS NON-ELECT	315	22 593	15 961
041 WHEAT, MESLIN, UNMILLED	187 737	3 981	2 763	716 ROTATING ELECTRIC PLANT	13 748	20 957	14 519
043 BARLEY, UNMILLED	225 651	4 658	3 198	718 OTH.POWR.GENRTNG.MACHNRY	502	1 779	1 247
057 FRUIT,NUTS EXCL.OIL NUTS	545	265	182	721 AGRIC.MACHINES,EX.TRACTR	1 376	5 951	3 997
058 FRUIT,PRESERVED,PREPARED	206	99	71	723 CIVIL ENGINEERING EQUIPT	3 079	6 682	4 580
061 SUGARS,MOLASSES,HONEY	867 345	49 978	35 422	724 TEXTILE,LEATHER MACHINES	37 687	60 969	42 693
072 COCOA	245	58	40	725 PAPER,PULP MILL MACHINES	1 396	5 175	3 684
081 ANIMAL FEED STUFF	1 124	2 053	1 449	726 PRINTNG,BOOKBINDNG MACHS	4 038	10 689	7 551
091 MARGARINE AND SHORTENING	451	182	126	727 FOOD-PROCESS.MCH.NON DOM	4 076	11 928	8 241
098 EDIBLE PROD.PREPTNS,NES	1 167	715	495	728 OTH.MACH,PTS,SPCL INDUST	27 147	96 498	66 934
122 TOBACCO, MANUFACTURED	5 324	3 146	2 182	731 METAL REMOVAL WORK TOOLS	5 371	33 723	23 293
232 SYNTHETIC RUBBER, ETC.	6 797	2 418	1 677	733 MACH-TOOLS,METAL-WORKING	14 027	19 538	13 557
248 WOOD, SIMPLY WORKED	27 044	4 467	3 174	735 PARTS,NES,FOR MACH-TOOLS	750	6 525	4 586
251 PULP AND WASTE PAPER	3 979	1 285	891	737 METALWORKING MACHNRY NES	4 286	7 870	5 462
266 SYNTHETIC FIBRES	138 246	44 375	30 792	741 HEATNG,COOLNG EQUIP,PART	8 563	23 391	16 593
267 OTHER MAN-MADE FIBRES	17 023	7 641	5 354	742 PUMPS FOR LIQUIDS,PARTS	2 873	20 271	14 189
268 WOOL, OTHER ANIMAL HAIR	1 598	2 029	1 388	743 PUMPS NES,CENTRIFUGS ETC	18 051	59 209	41 352
273 STONE, SAND AND GRAVEL	53 320	163	110	744 MECHANICAL HANDLING EQUIP	8 818	16 596	11 536
274 SULPHUR,UNRSTD.IRON PYRS	260	68	46	745 OTH.NONELEC MCH,TOOL,NES	5 443	18 505	13 080
277 NATURAL ABRASIVES, NES	4	1 229	858	746 BALL OR ROLLER BEARINGS	1 000	3 519	2 445
278 OTHER CRUDE MINERALS	85 732	2 023	1 435	747 TAPS,COCKS,VALVES,ETC.	6 861	27 060	18 732
285 ALUMINIUM ORE,CONCTR,ETC	7 496	550	383	748 TRANSMISSIONS SHAFTS ETC	5 026	11 667	8 191
291 CRUDE ANIMAL MATERLS,NES	67	206	146	749 NON-ELECT MACH.PARTS,ETC	1 908	9 487	6 653
292 CRUDE VEG.MATERIALS, NES	1 413	806	554	751 OFFICE MACHINES	176	533	372
325 COKE,SEMI-COKE,RET.CARBN	7 000	371	256	752 AUTOMATC.DATA PROC.EQUIP	1 039	18 279	12 763
334 PETROLEUM PRODUCTS	7 940	1 491	1 049	759 PARTS,FOR OFFICE MACHINS	79	5 655	4 009
335 RESIDUAL PETROL.PRODUCTS	13 277	968	654	761 TELEVISION RECEIVERS ETC	16	186	128
421 FIXED VEG.FAT,OILS, SOFT	201	96	68	762 RADIO-BROADCAST RECEIVER	10	1 824	1 219
431 ANIMAL,VEG.FATS,OILS,NES	13 694	2 408	1 677	763 SOUND RECORDER,PHONOGRPH	23	1 567	1 087
511 HYDROCARBONS,NES,DERIVTS	6 916	1 150	789	764 TELECOMM.EQUIP.PARTS NES	15 171	206 884	145 361
512 ALCOHOL,PHENOL,ETC.DERIV	64 979	15 466	10 949	771 ELECT POWER MACHNRY,PARTS	12 812	25 570	17 997
513 CARBOXYLIC ACIDS,DERIVTS	26 767	8 152	5 577	772 ELEC. SWITCH, RELAY, CIRCUIT	9 278	58 226	40 777
514 NITROGEN-FUNCT.COMPOUNDS	24 459	12 360	8 620	773 ELECTR DISTRIB.EQPT NES	41 347	24 880	17 475
515 ORGANO-INORGANIC COMPNDS	5 534	6 655	4 637	774 ELECTRO-MEDCL,XRAY EQUIP	652	10 269	7 142
516 OTHER ORGANIC CHEMICALS	3 426	3 607	2 507	775 DOM.ELEC,NON-ELEC.EQUIPT	3 863	6 265	4 299
522 INORGANIC CHEM.ELEMENTS	21 619	6 796	4 739	776 TRANSISTORS,VALVES,ETC.	3 923	4 278	2 996
523 METAL.SALTS,INORGAN.ACID	37 251	6 688	4 620	778 ELECTRIC.MACH.APART.NES	8 449	44 733	31 742
524 OTHER CHEMICAL COMPOUNDS	7 947	1 471	1 042	781 PASS.MOTOR VEHCLS.EX.BUS	4 369	9 223	6 526
525 RADIO-ACTIVE MATERIALS	7	269	193	782 GOODS,SPCL TRANSPORT VEH	4 144	12 035	8 528
531 SYNTH.COLOURS,LAKES,ETC.	7 201	15 951	11 156	784 PARTS,TRACTORS,MOTOR VEH	16 174	36 666	25 676
532 DYEING,TANNING MATERIALS	4 601	1 616	1 133	785 CYCLES,MOTORCYCLES ETC.	222	785	547
533 PIGMENTS, PAINTS, ETC.	10 544	7 062	4 940	786 TRAILERS,SEMI-TRAILR,ETC	2 895	2 295	1 605
541 MEDICINES,ETC.EXC.GRP542	2 640	27 604	19 073	791 RAILWAY VEHICLES.EQUIPNT	2 406	8 676	6 163
542 MEDICAMENTS	6 108	31 135	21 756	792 AIRCRAFT, ASSOCTD.EQUIPNT	14	1 496	1 058
551 ESSNTL.OIL,PERFUME,FLAVR	8 616	17 134	11 985	800 CPL IND PLANT CHAP 90/94	241	11 741	8 330
553 PERFUMERY,COSMETICS,ETC.	819	2 240	1 556	812 PLUMBNG,SANITRY,EQPT.ETC	53	158	107
554 SOAP,CLEANERS,POLISH,ETC	52 886	15 055	10 499	813 LIGHTNG FIXTURES ETC.NES	216	1 658	1 166
562 FERTILIZER,EXCEPT GRP272	748	107	73	821 FURNITURE,CUSHIONS,ETC.	119	467	326
571 POLYMERS OF ETHYLENE	23 422	4 061	2 813	831 TRUNK,SUIT-CASES,BAG,ETC	37	187	130
572 POLYMERS OF STYRENE	9 608	2 540	1 797	841 MENS,BOYS CLOTHING,X-KNIT	4	54	38
573 POLYMERS,VINYL CHLORIDE	30 249	6 109	4 312	842 WOMEN,GRL CLOTHING,XKNIT	4	455	296
574 POLYACETAL,POLYCARBONATE	22 809	9 019	6 307	844 WOMEN,GRLS CLOTHING.KNIT	1	48	30
575 OTH.PLASTIC,PRIMARY FORM	63 627	20 287	14 121	845 OTHR.TEXTILE APPAREL,NES	9	121	81
581 PLASTIC TUBE,PIPE,HOSE	1 264	1 934	1 350	846 CLOTHING ACCESSRS,FABRIC	30	76	53
582 PLASTIC PLATE,SHEETS,ETC	22 658	12 030	8 364	848 CLOTHING,NONXTL;HEADGEAR	5	160	111
583 MONOFILAMENT OF PLASTICS	357	364	255	851 FOOTWEAR	79	163	112
591 INSECTICIDES, ETC.	21 871	25 537	17 944	871 OPTICAL INSTRUMENTS,NES	106	4 292	2 983
592 STARCHES,INULIN,ETC.	2 539	1 623	1 137	872 MEDICAL INSTRUMENTS NES	1 994	22 357	15 536
593 EXPLOSIVES,PYROTECHNICS	71	187	129	873 METERS,COUNTERS,NES	4 003	15 666	10 971
597 PREPD ADDITIVES,LIQUIDS	11 156	4 553	3 178	874 MEASURE,CONTROL INSTRMNT	2 824	47 052	32 728
598 MISC.CHEMICAL PRODTS,NES	124 254	42 964	29 751	881 PHOTOGRAPH APPAR.ETC.NES	165	3 584	2 532
600 CPL IND PLANT CHAP 89-76	5 170	14 206	9 509	882 PHOTO.CINEMATOGPH.SUPPL	7 282	7 647	5 363
611 LEATHER	41	108	76	884 OPTICAL GOODS NES	21	1 729	1 221
612 MANUFACT. LEATHER ETC.NES	2	50	34	885 WATCHES AND CLOCKS	10	164	115
621 MATERIALS OF RUBBER	1 801	3 386	2 359	892 PRINTED MATTER	1 840	5 275	3 679
625 RUBBER TYRES,TUBES,ETC.	1 113	743	527	893 ARTICLES,NES,OF PLASTICS	2 625	4 029	2 817
629 ARTICLES OF RUBBER, NES	2 458	5 726	3 938	894 BABY CARRIAGE,TOYS,GAMES	23	109	75
634 VENEERS, PLYWOOD, ETC.	776	115	76	895 OFFICE,STATIONERY SUPPLS	2 874	6 262	4 384
641 PAPER AND PAPERBOARD	337 919	76 947	53 920	897 GOLD,SILVERWARE,JEWEL NES	1	520	352
642 PAPER,PAPERBOARD,CUT ETC	17 204	6 713	4 714	898 MUSICAL INSTRUMENTS,ETC.	99	1 239	854
651 TEXTILE YARN	7 069	7 739	5 432	899 MISC MANUFCTRD GOODS NES	423	5 135	3 586
652 COTTON FABRICS, WOVEN	821	2 829	1 955	941 COMPL IND PLANT CHAPT 99	26 221	30 477	21 129
653 FABRICS,MAN-MADE FIBRES	891	1 913	1 338				
655 KNIT.CROCHET.FABRIC NES	120	248	173	ISRAEL			
656 TULLE,LACE,EMBROIDRY,ETC	48	175	122	IMPORTS	3 980 092	1 634 701	1 142 950
657 SPECIAL YARN,TXTL.FABRIC	1 193	4 284	3 005	012 OTHER MEAT, MEAT OFFAL	11 425	9 159	6 449
659 FLOOR COVERINGS, ETC.	691	5 642	3 859	017 MEAT,OFFL.PRPD,PRSD,NES	3 017	1 091	751
662 CLAY,REFRCT.CONSTR.MATRL	176 890	26 793	18 848	025 EGGS,BIRDS,YOLKS,ALBUMIN	3 881	401	280
663 MINERAL MANUFACTURES,NES	18 075	14 990	10 511	034 FISH,FRESH,CHILLED,FROZN	106	1 016	725
664 GLASS	2 618	2 767	1 935	048 CEREAL PREPARATIONS	9 013	2 563	1 792
665 GLASSWARE	2 382	3 312	2 292	054 VEGETABLES	208 655	28 451	20 093
671 PIG IRON,SPIEGELEISN,ETC	3 467	694	476	056 VEGETABLES,PRPD,PRSD,NES	42 635	6 006	4 172
672 INGOTS ETC.IRON OR STEEL	3 094	965	696	057 FRUIT,NUTS EXCL.OIL NUTS	352 960	58 575	40 945
673 FLAT-ROLLED IRON ETC.	854 547	80 169	55 724	058 FRUIT,PRESERVED,PREPARED	13 527	3 014	2 114
674 FLAT-ROLLED PLATED IRON	471 000	55 274	38 800	059 FRUIT, VEGETABLE JUICES	34 814	7 028	4 899
675 FLAT-ROLLED, ALLOY STEEL	343 093	41 431	29 136	061 SUGARS,MOLASSES,HONEY	28 596	6 404	4 475
676 IRON,STL.BAR,SHAPES ETC.	31 538	5 297	3 682	073 CHOCOLATE,OTH.COCOA PREP	282	109	77
677 RAILWAY TRACK IRON,STEEL	954	123	85	074 TEA AND MATE	54	43	30
678 WIRE OF IRON OR STEEL	5 262	1 470	1 040	075 SPICES	9 183	3 885	2 704
679 TUBES,PIPES,ETC.IRON,STL	218 008	43 942	30 737	081 ANIMAL FEED STUFF	34 661	4 276	3 003
681 SILVER,PLATINUM,ETC.	62	1 043	737	098 EDIBLE PROD.PREPTNS,NES	35 262	6 639	4 649
682 COPPER	2 644	2 541	1 779	112 ALCOHOLIC BEVERAGES	1 380	782	537
683 NICKEL	1 662	3 306	2 342	222 OILSEED(SFT.FIX VEG.OIL)	15 646	3 582	2 505
684 ALUMINIUM	24 309	16 701	11 649	223 OILSEED(OTH.FIX.VEG.OIL)	450	62	43
686 ZINC	3 406	870	607	251 PULP AND WASTE PAPER	41 900	1 165	823
689 MISC.NON-FERR.BASE METAL	60	879	617	420 COTTON	22 933	6 037	4 199
691 METALLIC STRUCTURES NES	4 153	3 854	2 698	267 OTHER MAN-MADE FIBRES	1 716	210	149
692 CONTAINERS,STORAGE,TRNSP	2 929	2 019	1 420	272 FERTILIZERS, CRUDE	1 155 729	9 656	6 768
693 WIRE PRODUCTS EXCL.ELECT	1 763	1 063	742	273 STONE, SAND AND GRAVEL	188	103	72
694 NAILS,SCREWS,NUTS,ETC.	1 298	2 200	1 698	277 NATURAL ABRASIVES, NES	29	493	344
695 TOOLS	2 934	12 166	8 522	278 OTHER CRUDE MINERALS	54 220	2 853	2 008
696 CUTLERY	767	2 435	1 368	282 FERROUS WASTE AND SCRAP	17 261	2 272	1 586
697 HOUSEHOLD EQUIPMENT,NES	354	524	368	288 NON-FERROUS WASTE,SCRAP	36 695	9 903	6 949
699 MANUFACTS.BASE METAL,NES	11 014	12 239	8 546	289 PREC.METAL DRES,CONCTRIS	10	384	270
700 CPL IND PLANT (84/85/87)	131 756	220 820	155 196	291 CRUDE ANIMAL MATERLS,NES	78	284	203
711 STEAM GENER. BOILERS,ETC.	997	2 509	1 745	292 CRUDE VEG.MATERIALS, NES	58 921	48 050	33 524
712 STEAM TURBINES	452	10 823	7 629				
713 INTRNL COMBUS PSTN ENGIN	5 124	18 634	12 860				

7 IMPORTS AND EXPORTS (SPECIAL TRADE) BY COUNTRIES OF PRODUCTION AND CONSUMPTION AND BY GROUPS OF THE SITC-REV. III 1995

GROUP DESCRIPTION	DT = 100 KG	1 000 DM	1 000 \$	GROUP DESCRIPTION	DT = 100 KG	1 000 DM	1 000 \$
334 PETROLEUM PRODUCTS	22 232	840	588	784 PARTS,TRACTORS,MOTOR VEH	322	517	361
335 RESIDUAL PETROL PRODUCTS	2 405	287	199	785 CYCLES,MOTORCYCLES ETC.	109	892	626
422 FIXED VEG.FAT,OILS,OTHER	5 295	836	559	786 TRAILERS,SEMI-TRAILR,ETC	1 269	380	263
511 HYDROCARBONS,NES,DERIVTS	62 106	5 859	4 147	792 AIRCRAFT,ASSOCTD.EQUIPNT	84	13 625	9 394
512 ALCOHOL,PHENOL,ETC.DERIV	497	371	262	813 LIGHTING FIXTURES ETC.NES	467	1 096	762
513 CARBOXYLIC ACIDS,DERIVTS	12 597	6 257	4 357	821 FURNITURE,CUSHIONS,ETC.	9 751	7 229	5 072
514 NITROGEN-FUNCT.COMPOUNDS	2 584	4 145	2 873	831 TRUNK,SUIT-CASES,BAG,ETC	2 188	1 797	1 262
515 ORGANO-INORGANIC COMPNDS	1 864	1 848	1 307	841 MENS,BOYS CLOTHING,X-KNIT	495	2 410	1 692
516 OTHER ORGANIC CHEMICALS	1 498	4 123	2 857	842 WOMEN,GIRL CLOTHING,XKNIT	1 375	12 497	8 724
522 INORGANIC CHEM.ELEMENTS	121 866	14 156	9 899	843 MENS,BOYS CLOTHING,KNIT	667	5 607	3 880
523 METAL.SALTS,INORGAN.ACID	183 958	15 460	10 810	844 WOMEN,GIRLS CLOTHING,KNIT	1 343	11 763	8 241
524 OTHER CHEMICAL COMPOUNDS	143	383	267	845 OTHR.TEXTILE APPAREL,NES	4 292	47 525	33 186
525 RADIO-ACTIVE MATERIALS		144	101	846 CLOTHING ACCESSRS,FABRIC	3 683	13 320	9 296
531 SYNTH.COLOURS,LAKES,ETC.	73	57	39	848 CLOTHING,NONTXLT;HEADGEAR	139	201	137
533 PIGMENTS, PAINTS, ETC.	1 313	717	503	851 FOOTWEAR	1 912	5 028	3 480
541 MEDICINES,ETC.EXC.GRP542	1 010	8 761	6 132	871 OPTICAL INSTRUMENTS,NES	46	6 535	4 583
542 MEDICAMENTS	1 223	11 182	7 835	872 MEDICAL INSTRUMENTS NES	2 218	11 783	8 259
551 ESSNTL.OIL,PERFUME,FLAVR	2 784	3 325	2 324	873 METERS,COUNTERS,NES	88	850	532
553 PERFUMERY,COSMETICS,ETC.	35 906	10 930	7 710	874 MEASURE,CONTROL INSTRMNT	1 561	35 399	24 796
554 SOAP,CLEANERS,POLISH,ETC	5 434	2 120	1 487	881 PHOTOGRAPH APPAR,ETC.NES	17	886	618
562 FERTILIZER,EXCEPT GRP272	666 796	16 057	11 190	882 PHOTO.CINEMATOGRAPH.SUPPL	65	589	413
571 POLYMERS OF ETHYLENE	2 679	425	298	884 OPTICAL GOODS NES	286	5 203	3 664
572 POLYMERS OF STYRENE	229	109	76	885 WATCHES AND CLOCKS	4	216	153
573 POLYMERS,VINYL CHLORIDE	86 170	12 838	8 963	891 ARMS AND AMMUNITION	24	485	343
574 POLYACETAL,POLYCARBONATE	254	249	174	892 PRINTED MATTER	7 680	6 254	4 377
575 OTH.PLASTIC,PRIMARY FORM	51 579	12 442	8 702	893 ARTICLES,NES,OF PLASTICS	81 180	53 548	37 432
581 PLASTIC TUBE,PIPE,HOSE	8 391	17 985	12 598	894 BABY CARRIAGE,TOYS,GAMES	3 494	3 612	2 533
582 PLASTIC PLATE,SHEETS,ETC	37 236	21 966	15 317	895 OFFICE,STATIONERY SUPPLS	184	1 054	733
583 MONOFILAMENT OF PLASTICS	6 781	3 581	2 502	896 WORKS OF ART,ANTIQUE ETC	61	3 216	2 266
591 INSECTICIDES, ETC.	640	472	334	897 GOLD,SILVERWARE,JEWEL NES	37	28 080	19 684
592 STARCHES,INULIN,ETC.	3 528	931	651	898 MUSICAL INSTRUMENTS,ETC.	1 835	15 486	10 806
598 MISC.CHEMICAL PRODTS,NES	493	1 045	725	899 MISC MANUFACTCD GOODS NES	4 711	2 201	1 539
621 MATERIALS OF RUBBER	6 709	4 506	3 136	961 COIN NONGOLD NONCURRENT		96	67
625 RUBBER TYRES,TUBES,ETC.	34 215	19 935	13 943	972 MONETARY GOLD,GOLD COINS		55	37
629 ARTICLES OF RUBBER, NES	1 546	2 079	1 447				
634 VENEERS, PLYWOOD, ETC.	864	177	126	EXPORTS	5 050 792	3 555 939	2 482 868
635 WOOD MANUFACTURES, NES	1 643	1 308	916	001 LIVE ANIMALS	70	157	113
641 PAPER AND PAPERBOARD	3 213	1 032	731	011 BOVINE MEAT	2 917	974	678
642 PAPER,PAPERBOARD,CUT ETC	2 942	1 938	1 358	022 MILK AND CREAM	22 890	8 213	5 725
651 TEXTILE YARN	4 187	4 681	3 257	024 CHEESE AND CURD	233	122	85
652 COTTON FABRICS, WOVEN	225	323	229	034 FISH,FRESH,CHILLED,FROZN	10 449	1 722	1 196
653 FABRICS,MAN-MADE FIBRES	3 938	6 253	4 416	035 FISH,DRIED,SALTED,SMOKED	143	75	53
654 OTH.TEXTILE FABRIC,WOVEN	211	1 135	791	037 FISH ETC.PRPD,PRSD,NES	728	804	556
655 KNIT,CROCHET FABRIC NES	211	220	154	047 OTHER CEREAL MEAL,FLOURS	3 092	145	98
656 TULLE,LACE,EMBROIDRY,ETC	9	45	31	048 CEREAL PREPARATIONS	11 135	3 745	2 591
657 SPECIAL YARN,TXTL.FABRIC	12 120	10 086	7 051	054 VEGETABLES	3 289	817	580
658 TEXTILE ARTICLES NES	6 593	22 196	15 633	056 VEGETABLES,PRPD,PRSD,NES	1 254	1 274	882
659 FLOOR COVERINGS, ETC.	11 381	28 170	19 756	057 FRUIT,NUTS EXCL.OIL NUTS	634	249	170
661 LIME,CEMENT,CONSTR.MATRL	684	103	73	058 FRUIT,PRESERVED,PREPARED	346	269	192
662 CLAY,REFRCT.CONSTR.MATRL	980	720	503	059 FRUIT, VEGETABLE JUICES	1 025	209	143
663 MINERAL MANUFACTURES,NES	8 207	4 446	3 123	061 SUGARS,MOLASSES,HONEY	474 354	27 771	19 305
664 GLASS	1 668	1 508	1 061	062 SUGAR CONFECTIONERY	9 549	4 544	3 189
665 GLASSWARE	86	785	550	071 COFFEE,COFFEE SUBSTITUTE	7 923	13 201	9 168
666 POTTERY	28	71	50	072 COCOA	2 217	1 000	702
667 PEARLS,PRECIOUS STONES	11	105 459	73 532	073 CHOCOLATE,OTH.COCOA PREP	7 122	4 243	2 969
671 PIG IRON,SPIEGELEISN,ETC	108	214	154	075 SPICES	109	155	111
679 TUBES,PIPES,ETC.IRON,STL	5 843	4 963	3 472	081 ANIMAL FEED STUFF	11 553	1 833	1 266
681 SILVER,PLATINUM,ETC.	6	164	113	081 MARGARINE AND SHORTENING	188	104	70
682 COPPER	11 582	5 310	3 734	088 EDIBLE PROD.PREPRNTS,NES	21 897	18 526	12 937
683 NICKEL	27	121	84	111 NON-ALCOHOL.BEVERAGES,NES	277	185	131
684 ALUMINIUM	49 370	26 994	18 933	112 ALCOHOLIC BEVERAGES	2 920	472	332
686 ZINC	275	164	117	122 TOBACCO, MANUFACTURED	400	830	583
689 MISC.NON-FERR.BASE METAL	843	749	524	223 OILSEED(OTH.FIX.VEG.OIL)	3 348	275	189
691 METALLIC STRUCTURES NES	11 997	8 714	6 110	232 SYNTHETIC RUBBER, ETC.	17 878	3 891	2 714
693 WIRE PRODUCTS EXCL.ELECT	154	227	158	246 WOOD IN CHIPS, PARTICLES	7 776	93	65
694 NAILS,SCREWS,NUTS,ETC.	1 485	1 657	1 154	248 WOOD, SIMPLY WORKED	7 323	1 293	908
695 TOOLS	1 532	64 251	44 984	251 PULP AND WASTE PAPER	4 805	805	564
696 CUTLERY	128	381	264	263 COTTON	359	92	64
697 HOUSEHOLD EQUIPMENT,NES	721	1 379	961	266 SYNTHETIC FIBRES	18 057	5 926	4 123
699 MANUFACTS.BASE METAL,NES	66 121	49 188	34 420	267 OTHER MAN-MADE FIBRES	29 714	15 072	10 611
712 STEAM TURBINES	245	3 751	2 652	268 WOOL, OTHER ANIMAL HAIR	3 646	5 006	3 471
713 INTRNL COMBUS PSTN ENGIN	583	837	590	273 STONE, SAND AND GRAVEL	67 170	1 727	1 209
714 ENGINES,MOTORS NON-ELECT	106	3 858	2 690	274 SULPHUR,UNRSTD.IRON PYRS	5 383	262	182
716 ROTATING ELECTRIC PYLNT	422	762	533	277 NATURAL ABRASIVES, NES	391	149	106
718 OTH.PWR.GENRTNG.MACHNRY	15	53	36	278 OTHER CRUDE MINERALS	80 594	1 970	1 375
721 AGRIC.MACHINES,EX.TRACTR	1 213	2 129	1 503	285 ALUMINIUM ORE,CONCTR.ETC	2 924	575	401
723 CIVIL ENGINEERING EQUIPT	415	517	368	288 NON-FERROUS WASTE,SCRAP	3 045	150	106
724 TEXTILE,LEATHER MACHINES	272	3 193	2 211	291 CRUDE ANIMAL MATERIALS,NES	179	140	101
725 PAPER,PULP MILL MACHINES	169	522	371	292 CRUDE VEG.MATERIALS, NES	1 867	2 046	1 427
726 PRINTNG,BOOKBINDNG MACHS	1 086	8 683	6 123	322 BRIQUETTES,LIGNITE,PEAT	44 240	1 097	777
727 FOOD-PROCESS.MCH.NON DOM	66	195	137	334 PETROLEUM PRODUCTS	41 465	7 360	5 132
728 OTH.MACH.PTS,SPCL INDUST	1 009	6 116	4 269	335 RESIDUAL PETROL PRODUCTS	25 291	2 939	2 051
731 METAL REMOVAL WORK TOOLS	427	1 607	1 120	342 LIQUEFIED PROPANE,BUTANE	1 201	124	85
733 MACH-TOOLS,METAL-WORKING	660	323	224	344 PETROLEUM GASES, NES			
735 PARTS,NES,FOR MACH-TOOLS	86	1 391	971	421 FIXED VEG.FAT,OILS, SOFT	5 203	659	463
737 METALWORKING MACHNRY NES	1 363	1 355	958	422 FIXED VEG.FAT,OILS,OTHER	7 351	120	79
741 HEATING,COOLNG EQUIP,PART	10 160	21 416	15 123	431 ANIMAL,VEG.FATS,OILS,NES	7 118	1 442	1 019
742 PUMPS FOR LIQUIDS,PARTS	40	450	313	511 HYDROCARBONS,NES,DERIVTS	187 618	15 179	10 662
743 PUMPS NES,CENTRIFUGS ETC	1 488	5 410	3 777	512 ALCOHOL,PHENOL,ETC.DERIV	109 770	21 973	15 334
744 MECHANICAL HANDLING EQUIP	372	864	613	513 CARBOXYLIC ACIDS,DERIVTS	149 362	33 178	23 170
745 OTH.NONELEC MCH,TOOL,NES	1 676	4 247	2 980	514 NITROGEN-FUNCT.COMPOUNDS	77 713	37 895	26 603
746 BALL OR ROLLER BEARINGS	188	305	211	515 ORGANO-INORGANIC COMPNDS	67 351	41 765	29 198
747 TAPS,COCKS,VALVES,ETC.	827	2 608	1 813	516 OTHER ORGANIC CHEMICALS	33 014	11 536	8 049
748 TRANSMISSIONS SHAFTS ETC	1 014	744	521	522 INORGANIC CHEM.ELEMENTS	53 139	13 325	9 322
749 NON-ELECT MACH.PARTS,ETC	158	1 693	1 201	523 METAL.SALTS,INORGAN.ACIO	90 267	11 842	8 276
752 AUTOMATC.DATA PROC.EQUIP	688	24 297	17 031	524 OTHER CHEMICAL COMPOUNDS	2 611	3 835	2 654
759 PARTS,FOR OFFICE MACHINS	336	13 818	9 678	525 RADIO-ACTIVE MATERIALS	11	121	83
761 TELEVISION RECEIVERS ETC	3 687	9 201	6 341	531 SYNTH.COLOURS,LAKES,ETC.	13 494	19 833	13 832
763 SOUND RECORDER,PHONOGRPH	55	1 186	835	532 DYEING,TANNING MATERIALS	1 621	618	432
764 TELECOMM.EQUIP.PARTS NES	3 940	205 418	143 365	533 PIGMENTS, PAINTS, ETC.	71 714	40 788	28 464
771 ELECT POWER MACHNRY.PARTS	1 165	4 741	3 305	541 MEDICINES,ETC.EXC.GRP542	2 083	30 368	21 168
772 ELEC.SWITCH.RELAY.CIRCUIT	13 284	79 757	55 656	542 MEDICAMENTS	5 809	80 628	56 121
773 ELECTR DISTRIBT.EQPT NES	2 872	6 509	4 530	551 ESSNTL.OIL,PERFUME,FLAVR	2 148	6 809	4 729
774 ELECTRO-MEDCL,XRAY EQUIP	1 290	20 685	14 456	553 PERFUMERY,COSMETICS,ETC.	9 885	17 956	12 567
775 DOM.ELEC.NON-ELEC.EQUIPT	1 052	3 571	2 489	554 SOAP,CLEANERS,POLISH,ETC	87 286	26 574	18 502
776 TRANSISTORS,VALVES,ETC.	124	10 215	7 143	562 FERTILIZER,EXCEPT GRP272	4 306	290	208
778 ELECTRIC.MACH.APPART,NES	4 975	58 216	40 647	571 POLYMERS OF ETHYLENE	60 536	10 256	7 187
781 PASS.MOTOR VEHCLS.EX.BUS	116	265	183				

7 IMPORTS AND EXPORTS (SPECIAL TRADE) BY COUNTRIES OF PRODUCTION AND CONSUMPTION AND BY GROUPS OF THE SITC-REV. III 1995

GROUP DESCRIPTION	DT = 100 KG	1 000 DM	1 000 \$	GROUP DESCRIPTION	DT = 100 KG	1 000 DM	1 000 \$
572 POLYMERS OF STYRENE	64 530	14 391	10 062	781 PASS.MOTOR VEHCLS.EX.BUS	100 109	203 049	141 129
573 POLYMERS,VINYL CHLORIDE	4 471	1 626	1 133	782 GOODS,SPCL TRANSPORT VEH	71 661	114 380	79 568
574 POLYACETAL,POLYCARBONATE	194 937	62 814	44 046	783 ROAD MOTOR VEHICLES NES	2 047	4 022	2 827
575 OTH.PLASTIC,PRIMARY FORM	131 537	45 605	31 804	784 PARTS,TRACTORS,MOTOR VEH	46 721	116 945	81 605
579 PLASTIC WASTE, SCRAP ETC	1 751	136	91	785 CYCLES,MOTORCYCLES ETC.	346	2 037	1 385
581 PLASTIC TUBE,PIPE,HOSE	4 204	9 057	6 353	786 TRAILERS,SEMI-TRAILR,ETC	11 272	8 830	6 170
582 PLASTIC PLATE,SHEETS,ETC	59 658	38 318	26 787	791 RAILWAY VEHICLES,EQUIPNT	534	3 306	2 325
583 MONOFILAMENT OF PLASTICS	1 714	1 700	1 191	792 AIRCRAFT,ASSOCTD,EQUIPNT	69	4 714	3 195
591 INSECTICIDES, ETC.	6 675	10 574	7 380	793 SHIP,BOAT,FLOAT,STRUCTRS	202	513	357
592 STARCHES,INULIN,ETC.	27 437	6 483	4 519	CPL IND PLANT CHAP 90/94	4	74	49
593 EXPLOSIVES,PYROTECHNICS	1 173	463	319	811 PREFABRICATED BUILDINGS	584	1 569	1 096
597 PREPRD ADDITIVES,LIQUIDS	20 591	8 747	6 094	812 PLUMBNG,SANITRY,EQPT,ETC	2 091	2 417	1 696
598 MISC,CHEMICAL PRDCTS,NES	128 142	65 857	45 927	813 LIGHTING FIXTURES ETC,NES	3 898	10 374	7 269
600 CPL IND PLANT CHAP 69-76	659	2 755	1 835	821 FURNITURE,CUSHIONS,ETC.	18 402	20 584	14 388
611 LEATHER	799	1 325	914	831 TRUNK,SUIT-CASES,BAG,ETC	287	870	606
612 MANUFACT. LEATHER ETC,NES	53	338	237	841 MENS,BOYS CLOTHNG,X-KNIT	93	1 420	993
613 FURSKINS,TANNED,DRESSED	4	133	93	842 WOMEN,GIRL CLOTHNG,XKNIT	328	7 713	5 362
621 MATERIALS OF RUBBER	11 103	6 121	4 267	843 MENS,BOYS CLOTHNG,KNIT	10	59	41
625 RUBBER TYRES,TUBES,ETC.	7 809	5 902	4 110	844 WOMEN,GIRLS CLOTHNG,KNIT	46	484	333
629 ARTICLES OF RUBBER, NES	4 944	11 726	8 190	845 OTHR,TEXTILE APPAREL,NES	381	5 288	3 676
633 CORK MANUFACTURES	114	232	155	846 CLOTHING ACCESSRS,FABRIC	481	2 692	1 882
634 VENEERS, PLYWOOD, ETC.	83 777	11 101	7 593	848 CLOTHING,NONTXTL;HEADGEAR	353	913	635
635 WOOD MANUFACTURES, NES	8 051	3 547	2 494	851 FOOTWEAR	1 177	5 712	4 008
641 PAPER AND PAPERBOARD	326 446	66 765	46 625	871 OPTICAL INSTRUMENTS,NES	1 170	12 793	8 995
642 PAPER,PAPERBOARD,CUT ETC	88 555	45 318	31 753	872 MEDICAL INSTRUMENTS NES	1 295	19 353	13 517
651 TEXTILE YARN	40 589	33 626	23 510	873 METERS,COUNTERS,NES	1 245	4 014	2 799
652 COTTON FABRICS, WOVEN	2 630	5 426	3 790	874 MEASURE,CONTROL INSTRMNT	2 166	56 215	39 350
653 FABRICS,MAN-MADE FIBRES	7 400	17 236	11 965	881 PHOTOGRAPH APPAR,ETC,NES	682	19 371	13 671
654 OTH.TEXTILE FABRIC,WOVEN	1 135	2 187	1 523	882 PHOTO.CINEMATOPHR.SUPPL	25 771	32 319	22 572
655 KNIT,CROCHET,FABRIC NES	1 956	3 453	2 411	884 OPTICAL GOODS NES	147	14 597	10 206
656 TULLE,LACE,EMBROIDRY,ETC	808	3 055	2 136	885 WATCHES AND CLOCKS	317	5 364	3 744
657 SPECIAL YARN,TXTL.FABRIC	13 028	16 755	11 719	891 ARMS AND AMMUNITION	89	2 723	1 935
658 TEXTILE ARTICLES NES	1 903	2 732	1 912	892 PRINTED MATTER	8 199	10 979	7 644
659 FLOOR COVERINGS, ETC.	908	959	689	893 ARTICLES,NES,OF PLASTICS	42 693	44 162	30 896
661 LIME,CEMENT,CONSTR.MATRL	39 898	1 761	1 238	894 BABY CARRIAGE,TOYS,GAMES	3 989	5 979	4 182
662 CLAY,REFRCT.CONSTR.MATRL	28 609	3 970	2 763	895 OFFICE,STATIONERY SUPPLS	2 426	6 922	4 824
663 MINERAL MANUFACTURES,NES	13 061	13 536	9 442	896 WORKS OF ART,ANTIQUE ETC	14	1 234	842
664 GLASS	75 254	10 921	7 598	897 GOLD,SILVERWARE,JEWEL NES	10	11 502	8 141
665 GLASSWARE	39 994	11 014	7 697	898 MUSICAL INSTRUMENTS,ETC.	2 741	9 708	6 751
666 POTTERY	18 704	11 154	7 795	899 MISC MANUFCTRD GOODS NES	4 363	12 594	8 762
667 PEARLS,PRECIOUS STONES	1	15 534	10 801	961 COIN NONGOLD NONCURRENT	2	91	64
671 PIG IRON,SPIEGELISEIN,ETC	1 665	643	447	971 GOLD,NONMONTY EXCL ORES		413	288
672 INGOTS ETC,IRON OR STEEL	1 126	369	255	972 MONETARY GOLD,GOLD COINS	8	319	220
673 FLAT-ROLLED IRON ETC.	123 189	10 477	7 391				
674 FLAT-ROLLED PLATED IRON	290 941	29 584	20 816	AUTON TERRIT			
675 FLAT-ROLLED, ALLOY STEEL	55 728	12 993	9 067				
676 IRON,STL.BAR,SHAPES ETC.	42 750	7 029	4 873	IMPORTS	562	285	195
677 RAILWAY TRACK IRON,STEEL	4 219	1 587	1 121				
678 WIRE OF IRON OR STEEL	23 523	3 504	2 453	075 SPICES	540	221	151
679 TUBES,PIPES,ETC. IRON,STL	39 039	9 514	6 678				
681 SILVER,PLATINUM,ETC.	205	4 362	3 043	EXPORTS	2 174	2 506	1 719
682 COPPER	42 119	30 785	21 491				
683 NICKEL	689	1 325	917	011 BOVINE MEAT	305	163	113
684 ALUMINIUM	53 537	31 264	21 808	081 ANIMAL FEED STUFF	673	57	40
685 LEAD	2 229	309	216	524 OTHER CHEMICAL COMPOUNDS	182	44	31
686 ZINC	1 400	415	288	663 MINERAL MANUFACTURES,NES	13	57	38
687 TIN	382	318	221	689 MISC.NON-FERR.BASE METAL	18	238	164
689 MISC.NON-FERR.BASE METAL	378	1 745	1 222	723 CIVIL ENGINEERING EQUIPT	7	49	34
691 METALLIC STRUCTURES NES	18 803	12 051	8 381	728 OTH.MACH,PTS,SPCL INDUST	295	59	39
692 CONTAINERS,STORAGE,TRNSP	5 617	6 779	4 761	733 MACH-TOOLS,METAL-WORKING	30	219	152
693 WIRE PRODUCTS EXCL.ELECT	8 940	3 986	2 764	752 AUTOMATC.DATA PROC.EQUIP	1	66	46
694 NAILS,SCREWS,NUTS,ETC.	6 139	6 827	4 758	759 PARTS,FOR OFFICE MACHINS		54	38
695 TOOLS	8 890	25 424	17 777	764 TELECOMM.EQUIP.PARTS NES	1	76	52
696 CUTLERY	1 892	8 768	6 110	781 PASS.MOTOR VEHCLS.EX.BUS	59	169	113
697 HOUSEHOLD EQUIPMENT,NES	2 898	3 520	2 465	782 GOODS,SPCL TRANSPORT VEH	157	343	227
699 MANUFACTS.BASE METAL,NES	50 836	46 222	32 376	784 PARTS,TRACTORS,MOTOR VEH	70	279	191
700 CPL IND PLANT (84/85/87)	712	3 679	2 479	872 MEDICAL INSTRUMENTS NES	15	61	44
711 STEAM GENER. BOILERS,ETC.	844	1 646	1 161	874 MEASURE,CONTROL INSTRMNT	7	58	39
712 STEAM TURBINES	1 359	12 087	8 651	895 OFFICE,STATIONERY SUPPLS	32	193	136
713 INTRNL COMBUS PSTN ENGIN	4 111	16 222	11 238				
714 ENGINES,MOTORS NON-ELECT	4	544	387	JORDAN			
716 ROTATING ELECTRIC PLANT	5 797	21 207	14 889	IMPORTS	29 438	14 295	9 970
718 OTH.POWR.GENRTNG.MACHNRY	814	2 979	2 087				
721 AGRIC.MACHINES,EX.TRACTR	2 862	4 576	3 185	054 VEGETABLES	3 282	483	327
722 TRACTORS	2 726	3 748	2 636	248 WOOD, SIMPLY WORKED	5 500	405	289
723 CIVIL ENGINEERING EQUIPT	24 527	24 471	17 069	278 OTHER CRUDE MINERALS	2 836	239	170
724 TEXTILE,LEATHER MACHINES	11 403	54 855	38 421	288 NON-FERROUS WASTE,SCRAP	5 313	1 416	972
725 PAPER,PULP MILL MACHINES	2 228	8 268	5 819	291 CRUDE ANIMAL MATERLS,NES	19	178	123
726 PRINTNG,BOOKBINDNG MACHS	8 900	44 746	31 179	292 CRUDE VEG.MATERIALS, NES	236	41	30
727 FOOD-PROCESS.MCH.NON DOM	1 905	8 183	5 713	513 CARBOXYLIC ACIDS,DERIVTS	49	59	41
728 OTH.MACH,PTS,SPCL INDUST	51 274	131 941	92 752	514 NITROGEN-FUNCT.COMPOUNDS	135	62	44
731 METAL REMOVAL WORK TOOLS	3 194	14 482	10 240	543 PERFUMERY,COSMETICS,ETC.	949	112	78
733 MACH-TOOLS,METAL-WORKING	3 182	10 675	7 543	574 POLYACETAL,POLYCARBONATE	510	203	143
735 PARTS,NES,FOR MACH-TOOLS	744	5 403	3 788	575 RUBBER TYRES,TUBES,ETC.	583	318	225
737 METALWORKING MACHNRY NES	2 238	9 970	7 009	621 TEXTILE YARN	5 235	2 854	1 989
741 HEATNG,COOLNG EQUIP,PART	13 110	57 464	40 199	651 PEARLS,PRECIOUS STONES		55	38
742 PUMPS FOR LIQUIDS,PARTS	4 355	20 238	14 090	699 MANUFACTS.BASE METAL,NES	1 028	913	616
743 PUMPS NES,CENTRIFUGS ETC	15 908	48 156	33 657	743 PUMPS NES,CENTRIFUGS ETC	34	298	211
744 MECHANICAL HANDNG EQUIP	51 449	71 387	50 193	744 MECHANICAL HANDNG EQUIP	7	54	39
745 OTH.NONELEC MCH,TOOL,NES	7 744	51 009	35 481	745 OTH.NONELEC MCH,TOOL,NES	28	104	73
746 BALL OR ROLLER BEARINGS	2 027	7 883	5 511	748 TRANSMISSIONS SHAFTS ETC	6	87	60
747 TAPS,COCKS,VALVES,ETC.	7 365	22 518	15 777	749 NON-ELECT MACH,PARTS,ETC	2	99	70
748 TRANSMISSIONS SHAFTS ETC	5 074	15 436	10 770	792 AIRCRAFT,ASSOCTD,EQUIPNT	8	381	266
749 NON-ELECT MACH.PARTS,ETC	6 021	43 588	30 488	841 MENS,BOYS CLOTHNG,X-KNIT	853	549	387
751 OFFICE MACHINES	1 176	3 270	2 292	845 OTHR,TEXTILE APPAREL,NES	278	620	432
752 AUTOMATC.DATA PROC.EQUIP	2 522	48 851	33 927	874 MEASURE,CONTROL INSTRMNT		612	430
759 PARTS,FOR OFFICE MACHINS	682	11 928	8 340	EXPORTS	992 799	424 447	296 255
761 TELEVISION RECEIVERS ETC	3 168	6 896	4 814				
762 RADIO-BROADCAST RECEIVER	168	1 198	840	001 LIVE ANIMALS	8 147	2 606	1 846
763 SOUND RECORDER,PHONOGRPH	894	6 193	4 299	011 BOVINE MEAT	30 266	7 089	4 966
764 TELECOMM.EQUIP.PARTS NES	3 992	41 338	28 991	017 MEAT,OFFL.PRPD,PRSD,NES	307	294	197
771 ELECT POWER MACHNRY,PARTS	27 537	31 379	21 894	022 MILK AND CREAM	4 731	703	492
772 ELEC.SWITCH,RELAY,CIRCUIT	31 054	220 327	153 398	023 BUTTER,OTHER FAT OF MILK	590	165	115
773 ELECTR DISTRIB,EQPT NES	34 695	31 836	22 288	024 CHEESE AND CURD	809	403	274
774 ELECTRO-MEDCL,XRAY EQUIP	34 665	8 971	6 281	037 FISH ETC.PRPD,PRSD,NES	472	247	171
775 DOM.ELEC,NON-ELEC, EQUIPT	34 171	41 170	28 807	048 CEREAL PREPARATIONS	833	318	225
776 TRANSISTORS, VALVES, ETC.	6 999	53 831	37 565				
778 ELECTRIC.MACH. APPART,NES	35 283	108 859	75 488				

7 IMPORTS AND EXPORTS (SPECIAL TRADE) BY COUNTRIES OF PRODUCTION AND CONSUMPTION AND BY GROUPS OF THE SITC-REV. III 1995

GROUP DESCRIPTION	DT = 100 KG	1 000 DM	1 000 \$	GROUP DESCRIPTION	DT = 100 KG	1 000 DM	1 000 \$
054 VEGETABLES	4 548	525	371	728 OTH.MACH,PTS,SPCL INDUST	1 569	5 911	4 118
061 SUGARS,MOLASSES,HONEY	167 254	10 078	6 745	731 METAL REMOVAL WORK TOOLS	818	297	208
071 COFFEE,COFFEE SUBSTITUTE	208	290	208	733 MACH-TOOLS,METAL-WORKING	753	289	205
075 SPICES	169	107	72	735 PARTS,NES,FOR MACH-TOOLS	256	478	336
081 ANIMAL FEED STUFF	39 183	2 773	1 925	737 METALWORKING MACHNRY NES	45	288	201
098 EDIBLE PROD.PREPRPTS,NES	1 282	1 240	869	741 HEATING,COOLING EQUIP,PART	3 912	9 298	6 593
112 ALCOHOLIC BEVERAGES	387	56	39	742 PUMPS FOR LIQUIDS,PARTS	2 216	7 604	5 313
122 TOBACCO, MANUFACTURED	5 568	4 258	2 976	743 PUMPS NES,CENTRIFUGS ETC	1 863	4 890	3 424
211 HIDES,SKINS(EX.FURS),RAW	200	74	51	744 MECHANICAL HANDLING EQUIP	2 257	4 206	2 940
232 SYNTHETIC RUBBER, ETC.	602	170	119	745 OTH.NONELEC MCH,TOOL,NES	3 009	12 117	8 369
248 WOOD, SIMPLY WORKED	1 104	72	50	746 BALL OR ROLLER BEARINGS	282	419	293
263 COTTON	90	49	32	747 TAPS,COCKS,VALVES,ETC.	1 587	4 122	2 875
266 SYNTHETIC FIBRES	8 521	2 470	1 745	748 TRANSMISSIONS SHAFTS ETC	821	2 605	1 828
267 OTHER MAN-MADE FIBRES	5 343	3 092	2 182	749 NON-ELECT MACH.PARTS,ETC	443	3 719	2 597
269 WORN CLOTHING,TEXTL.ARTL	20 648	4 912	3 437	751 OFFICE MACHINES	422	626	432
273 STONE, SAND AND GRAVEL	3 173	91	65	752 AUTOMATC.DATA PROC.EQUIP	136	2 100	1 475
277 NATURAL ABRASIVES, NES		92	65	759 PARTS,FOR OFFICE MACHINS	13	216	153
278 OTHER CRUDE MINERALS	23 606	378	262	761 TELEVISION RECEIVERS ETC	102	217	152
292 CRUDE VEG.MATERIALS, NES	65	63	44	762 RADIO-BROADCAST RECEIVER	5	49	34
322 BRIQUETTES,LIGNITE,PEAT	19 059	352	244	763 SOUND RECORDER,PHONOGRPH	5	99	69
334 PETROLEUM PRODUCTS	1 009	500	347	764 TELECOMM.EQUIP.PARTS NES	1 595	14 938	10 429
411 ANIMAL OILS AND FATS	4 315	339	235	771 ELECT POWER MACHNY,PARTS	892	924	637
421 FIXED VEG.FAT,OILS, SOFT	360	52	36	772 ELEC.SWITCH.RELAY.CIRCUIT	840	4 073	2 860
431 ANIMAL,VEG.FATS,OILS,NES	2 799	471	328	773 ELECTR.DISTRIB.EQPT NES	1 584	1 088	755
511 HYDROCARBONS,NES,DERIVTS	2 329	288	187	774 ELECTRO-MEDCL,XRAY EQUIP	304	6 844	4 748
512 ALCOHOL,PHENOL,ETC.DERIV	3 953	1 124	786	775 DOM.ELEC,NON-ELEC,EQUIPT	652	1 353	957
513 CARBOXYLIC ACIDS,DERIVTS	3 103	1 018	708	776 TRANSISTORS,VALVES,ETC.	26	329	224
514 NITROGEN-FUNCT.COMPOUNDS	4 572	1 726	1 210	778 ELECTRIC.MACH.APPLT.NES	10 393	9 939	6 967
515 ORGANO-INORGANIC COMPNDS	578	999	686	781 PASS.MOTOR VEHCLS.EX.BUS	21 359	41 385	28 805
516 OTHER ORGANIC CHEMICALS	266	263	181	782 GOODS,SPCL TRANSPORT VEH	36 658	11 416	7 972
522 INORGANIC CHEM.ELEMENTS	2 646	523	361	783 ROAD MOTOR VEHICLES NES	13 397	2 890	2 022
523 METAL.SALTS,INORGAN.ACID	2 791	370	258	784 PARTS,TRACTORS,MOTOR VEH	12 310	21 384	14 964
524 OTHER CHEMICAL COMPOUNDS	79	106	74	785 CYCLES,MOTORCYCLES ETC.	8	64	44
531 SYNTH.COLOURS,LAKES,ETC.	403	1 049	739	786 TRAILERS,SEMI-TRAILR,ETC	4 314	1 596	1 123
532 DYEING,TANNING MATERIALS	1 605	270	186	792 AIRCRAFT,ASOCTD.EQUIPNT	10	1 224	863
533 PIGMENTS, PAINTS, ETC.	4 485	3 774	2 650	812 PLUMBNG,SANITRY,EQPT.ETC	224	166	115
541 MEDICINES,ETC.EXC.GRPS42	270	4 036	2 820	813 LIGHTING FIXTURES ETC.NES	176	503	356
542 MEDICAMENTS	3 310	14 057	9 779	821 FURNITURE,CUSHIONS,ETC.	783	1 044	718
551 ESSNTL.OIL,PERFUME,FLAVR	500	1 128	793	841 MENS,BOYS CLOTHNG,X-KNIT	26	495	354
553 PERFUMERY,COSMETICS,ETC.	2 351	4 481	3 125	842 WOMEN,GIRL CLOTHNG,XKNIT	74	1 893	1 314
554 SOAP,CLEANERS,POLISH,ETC	4 970	1 427	996	844 WOMEN,GIRLS CLOTHNG.KNIT	14	194	133
562 FERTILIZER,EXCEPT GRP272	7 181	541	376	845 OTHR.TEXTILE APPAREL,NES	44	545	378
571 POLYMERS OF ETHYLENE	710	59	41	846 CLOTHING ACCESSRS,FABRIC	34	149	104
572 POLYMERS OF STYRENE	4 343	734	519	848 CLOTHNG,NONXTL;HEADGEAR	50	83	55
573 POLYMERS,VINYL CHLORIDE	94	62	44	851 FOOTWEAR	78	187	131
574 POLYACETAL,POLYCARBONATE	740	318	220	871 OPTICAL INSTRUMENTS,NES	11	608	429
575 OTH.PLASTIC,PRIMARY FORM	9 964	3 385	2 350	872 MEDICAL INSTRUMENTS NES	486	6 013	4 208
581 PLASTIC TUBE,PIPE,HOSE	807	1 107	769	873 METERS,COUNTERS,NES	1 192	2 413	1 683
582 PLASTIC PLATE,SHEETS,ETC	2 438	1 781	1 242	874 MEASURE,CONTROL INSTRMNT	420	9 785	6 836
583 MONOFILAMENT OF PLASTICS	93	83	59	881 PHOTOGRAPH APPAR.ETC.NES	33	259	183
591 INSECTICIDES, ETC.	1 227	1 206	846	882 PHOTO.CINEMATOGRPH.SUPPL	1 583	2 413	1 671
592 STARCHES,INULIN,ETC.	3 061	733	517	884 OPTICAL GOODS NES		332	234
593 EXPLOSIVES,PYROTECHNICS	8	78	55	885 WATCHES AND CLOCKS	5	57	39
597 PREPRD ADDITIVES,LIQUIDS	2 731	605	423	891 ARMS AND AMMUNITION	23	382	269
598 MISC.CHEMICAL PRODTS,NES	9 361	4 079	2 839	892 PRINTED MATTER	740	1 430	1 004
600 CPL IND PLANT CHAP 69-76	3 343	1 889	1 352	893 ARTICLES,NES,OF PLASTICS	1 325	1 745	1 219
621 MATERIALS OF RUBBER	588	1 001	691	894 BABY CARRIAGE,TOYS,GAMES	83	166	120
625 RUBBER TYRES,TUBES,ETC.	2 374	1 155	808	895 OFFICE,STATIONERY SUPPLS	407	830	582
629 ARTICLES OF RUBBER, NES	874	1 378	958	897 GOLD,SILVERWARE,JEWL NES	1	651	469
634 VENEERS, PLYWOOD, ETC.	2 083	189	127	898 MUSICAL INSTRUMENTS,ETC.	3	80	58
635 WOOD MANUFACTURES, NES	876	548	365	899 MISC MANUFCTRD GOODS NES	544	1 396	981
641 PAPER AND PAPERBOARD	84 336	10 505	7 298				
642 PAPER,PAPERBOARD,CUT ETC	6 337	4 675	3 288	SAUDI ARABIA			
651 TEXTILE YARN	3 227	1 068	726	IMPORTS	63 861 000	1 250 039	876 611
652 COTTON FABRICS, WOVEN	56	168	107	034 FISH,FRESH,CHILLED,FROZN	81	135	90
653 FABRICS,MAN-MADE FIBRES	327	601	426	054 VEGETABLES	796	232	158
654 OTH.TEXTILE FABRIC,WOVEN	18	85	56	057 FRUIT,NUTS EXCL.OIL NUTS	341	124	84
655 KNIT,CROCHET,FABRIC NES	79	46	32	062 SUGAR CONFECTIONERY	1 039	528	369
657 SPECIAL YARN,TXTL,FABRIC	3 536	2 887	2 004	222 OILSEED(SFT.FIX VEG.OIL)	748	76	54
658 TEXTILE ARTICLES NES	267	693	488	288 NON-FERROUS WASTE,SCRAP	14 693	3 485	2 433
659 FLOOR COVERINGS, ETC.	54	172	121	289 PREC.METAL ORES,CONCRTS	723	13 718	9 717
662 CLAY,REFRCT.CONSTR.MATRL	11 523	1 672	1 158	291 CRUDE ANIMAL MATERLS,NES	22	150	105
663 MINERAL MANUFACTURES,NES	1 947	1 172	821	333 PETROLEUM OILS, CRUDE	61 583 876	1 071 717	752 379
664 GLASS	2 569	304	207	334 PETROLEUM PRODUCTS	722 211	18 340	12 469
665 GLASSWARE	1 035	1 496	1 036	511 HYDROCARBONS,NES,DERIVTS	50 539	2 840	2 003
666 POTTERY	80	149	106	512 ALCOHOL,PHENOL,ETC.DERIV	692 459	22 610	15 733
672 INGOTS ETC.IRON OR STEEL	98 348	3 702	2 613	515 ORGANO-INORGANIC COMPNDS	19 979	4 126	2 891
673 FLAT-ROLLED IRON ETC.	44 496	3 148	2 196	516 OTHER ORGANIC CHEMICALS	309 189	12 114	8 453
674 FLAT-ROLLED PLATED IRON	79 709	8 468	5 956	522 INORGANIC CHEM.ELEMENTS	3 110	1 009	712
675 FLAT-ROLLED, ALLOY STEEL	1 478	490	341	533 PIGMENTS, PAINTS, ETC.	4 928	1 554	1 086
676 IRON, STL.BAR,SHAPES ETC.	10 072	899	628	553 PERFUMERY,COSMETICS,ETC.	1 284	1 416	986
678 WIRE OF IRON OR STEEL	701	168	121	562 FERTILIZER,EXCEPT GRP272	24 853	372	242
679 TUBES,PIPES,ETC.IRON,STL	9 548	1 375	952	571 POLYMERS OF ETHYLENE	222 789	33 936	23 657
682 COPPER	781	770	537	572 POLYMERS OF STYRENE	2 861	527	361
683 NICKEL	109	1 556	1 152	573 POLYMERS,VINYL CHLORIDE	46 801	5 076	3 548
684 ALUMINIUM	2 175	150	103	575 OTH.PLASTIC,PRIMARY FORM	2 279	192	135
689 MISC.NON-FERR.BASE METAL	13	2 591	1 839	581 PLASTIC TUBE,PIPE,HOSE	749	336	229
691 METALLIC STRUCTURES NES	3 714	497	344	582 PLASTIC PLATE,SHEETS,ETC	121 642	18 223	12 727
692 CONTAINERS,STORAGE,TRNSP	341	366	256	625 RUBBER TYRES,TUBES,ETC.	199	151	107
693 WIRE PRODUCTS EXCL.ELECT	1 123	496	342	629 ARTICLES OF RUBBER, NES	139	190	133
694 NAILS,SCREWS,NUTS,ETC.	1 801	1 809	1 252	651 TEXTILE YARN	824	456	325
695 TOOLS	819	1 566	1 095	665 GLASSWARE	5 660	551	384
696 CUTLERY	422	372	259	679 TUBES,PIPES,ETC.IRON,STL	238	66	46
697 HOUSEHOLD EQUIPMENT,NES	240	2 367	1 652	684 ALUMINIUM	13 280	3 713	2 617
699 MANUFACTS.BASE METAL,NES	2 784	352	296	692 CONTAINERS,STORAGE,TRNSP	188	112	76
700 CPL IND PLANT (84/85/87)	12 790	20 352	14 322	695 TOOLS	10	62	44
711 STEAM GENER.BOILERS,ETC.	357	421	296	699 MANUFACTS.BASE METAL,NES	2 765	2 661	1 891
712 STEAM TURBINES	9	575	402	712 STEAM TURBINES	81	619	428
713 INTRNL COMBUS PSTN ENGIN	1 997	3 926	2 741	713 INTRNL COMBUS PSTN ENGIN	555	1 923	1 328
716 ROTATING ELECTRIC PLANT	1 378	2 042	1 438	714 ENGINES,MOTORS NON-ELECT	75	365	261
718 OTH.POWER GENRTNG.MACHNRY	47	359	252	716 ROTATING ELECTRIC PLANT	256	973	658
721 AGRIC.MACHINES,EX.TRACTR	964	1 439	965	725 PAPER,PULP MILL MACHINES	10	62	43
722 TRACTORS	744	1 143	98	726 PRINTNG,BOOKBINDNG MACHS	110	65	47
723 CIVIL ENGINEERING EQUIPT	11 442	6 274	4 381	727 FOOD-PROCESS.MCH.NON DOM	18	444	316
724 TEXTILE,LEATHER MACHINES	2 655	5 145	3 624	728 OTH.MACH,PTS,SPCL INDUST	498	733	513
725 PAPER,PULP MILL MACHINES	771	1 961	1 323	741 HEATING,COOLING EQUIP,PART	22	63	43
726 PRINTNG,BOOKBINDNG MACHS	1 469	6 888	4 874				
727 FOOD-PROCESS.MCH.NON DOM	155	594	401				

7 IMPORTS AND EXPORTS (SPECIAL TRADE) BY COUNTRIES OF PRODUCTION AND CONSUMPTION AND BY GROUPS OF THE SITC-REV. III 1995

GROUP DESCRIPTION	DT = 100 KG	1 000 DM	1 000 \$	GROUP DESCRIPTION	DT = 100 KG	1 000 DM	1 000 \$
742 PUMPS FOR LIQUIDS,PARTS	34	227	160	651 TEXTILE YARN	30 841	11 357	7 910
743 PUMPS NES,CENTRIFUGS ETC	93	424	296	652 COTTON FABRICS, WOVEN	789	1 741	1 225
744 MECHANICAL HANDLING EQUIP	28	57	38	653 FABRICS,MAN-MADE FIBRES	1 334	4 534	3 144
745 OTH.NONELEC MCH,TOOL,NES	90	54	36	654 OTH.TEXTILE FABRIC,WOVEN	161	590	402
748 TRANSMISSIONS SHAFTS ETC	115	301	215	655 KNIT,CROCHET,FABRIC NES	262	462	321
749 NON-ELECT MACH,PARTS,ETC	68	80	57	656 TULLE,LACE,EMBROIDRY,ETC	74	366	271
752 AUTOMATC.DATA PROC.EQUIP	5	98	67	657 SPECIAL YARN,TXTL,FABRIC	25 507	13 594	9 501
753 PARTS,FOR OFFICE MACHINS		78	55	658 TEXTILE ARTICLES NES	691	3 100	2 101
764 TELECOMM.EQUIP,PARTS NES	5	236	166	659 FLOOR COVERINGS, ETC.	1 338	1 491	1 040
771 ELECT POWER MACHNY,PARTS		55	39	661 LIME,CEMENT,CONSTR.MATRL	1 152	182	127
772 ELEC.SWITCH,RELAY,CIRCUT	43	305	211	662 CLAY,REFRCT.CONSTR.MATRL	198 482	21 276	14 869
774 ELECTRO-MEDCL,XRAY EQUIP	2	46	32	663 MINERAL MANUFACTURES,NES	20 103	10 443	7 293
778 ELECTRIC.MACH,APPART,NES	3	89	62	664 GLASS	10 082	2 564	1 783
781 PASS.MOTOR VEHCLS.EX.BUS	32	46	32	665 GLASSWARE	10 530	4 574	3 204
792 AIRCRAFT,ASSOCTD.EQUIPNT		113	78	666 POTTERY	1 184	3 240	2 258
813 LIGHTNG FIXTURES ETC,NES	62	63	41	667 PEARLS,PRECIOUS STONES		518	364
841 MENS,BOYS CLOTHNG,X-KNIT	13	54	38	671 PIG IRON,SPIEGELEISN,ETC		185	132
871 OPTICAL INSTRUMENTS,NES		98	70	672 INGOTS ETC.IRON OR STEEL	2 546	354	246
872 MEDICAL INSTRUMENTS NES	7	357	253	673 FLAT-ROLLED IRON ETC.	893 290	62 163	43 196
874 MEASURE,CONTROL INSTRMNT	22	1 228	855	674 FLAT-ROLLED PLATED IRON	492 888	49 047	33 913
892 PRINTED MATTER	342	242	165	675 FLAT-ROLLED, ALLOY STEEL	9 350	2 251	1 584
897 GOLD,SILVERWARE,JEWEL NES		163	117	676 IRON,STL.BAR,SHAPES ETC.	99 783	10 606	7 374
				677 RAILWAY TRACK IRON,STEEL	880	236	166
EXPORTS	16 837 876	3 545 226	2 472 589	678 WIRE OF IRON OR STEEL	800	191	134
001 LIVE ANIMALS	29 343	7 661	5 388	679 TUBES,PIPES,ETC.IRON,STL	132 390	26 582	18 562
011 BOVINE MEAT	3 618	1 562	1 071	681 SILVER,PLATINUM,ETC.	31	443	305
017 MEAT,OFFL.PRPD,PRSD,NES	954	614	422	682 COPPER	14 270	10 389	7 202
022 MILK AND CREAM	183 022	37 205	26 034	683 NICKEL	69	380	269
023 BUTTER,OTHER FAT OF MILK	1 657	564	399	684 ALUMINIUM	162 424	66 267	46 229
024 CHEESE AND CURD	31 929	13 054	9 131	685 LEAD	586	167	118
025 EGGS,BIRDS,YOLKS,ALBUMIN	2 918	1 560	1 090	686 ZINC	2 659	628	439
037 FISH ETC.PRPD,PRSD,NES	4	145	101	689 MISC.NON-FERR.BASE METAL	8	70	46
043 BARLEY, UNMILLED	11 593 474	183 706	127 149	691 METALLIC STRUCTURES NES	18 898	22 566	15 618
048 CEREAL PREPARATIONS	29 819	11 649	8 167	692 CONTAINERS,STORAGE,TRNSP	2 221	1 585	1 126
054 VEGETABLES	1 765	173	119	693 WIRE PRODUCTS EXCL.ELECT	3 400	1 886	1 315
056 VEGETABLES,PRPD,PRSD,NES	727	307	216	694 NAILS,SCREWS,NUTS,ETC.	4 510	5 638	3 918
058 FRUIT,PRESERVED,PREPARED	435	271	188	695 TOOLS	6 739	18 804	13 182
059 FRUIT,VEGETABLE JUICES	604	156	112	696 CUTLERY	1 344	6 191	4 335
061 SUGARS,MOLASSES,HONEY	33 919	6 173	4 281	697 HOUSEHOLD EQUIPMENT,NES	2 407	5 629	3 960
062 SUGAR CONFECTIONERY	5 944	3 116	2 179	699 MANUFACTS.BASE METAL,NES	32 164	28 124	19 677
071 COFFEE,COFFEE SUBSTITUTE	1 454	1 745	1 225	700 CPL IND PLANT (84/85/87)	274 573	348 314	243 110
072 COCOA	912	601	421	711 STEAM GENER. BOILERS,ETC.	5 652	5 508	3 820
073 CHOCOLATE,OTH.COCOA PREP	2 505	1 712	1 195	712 STEAM TURBINES	364	3 439	2 439
075 SPICES	161	163	118	713 INTRNL COMBUS PSTN ENGIN	13 424	59 871	41 836
081 ANIMAL FEED STUFF	5 871	3 009	2 114	714 ENGINES,MOTORS NON-ELECT	125	7 078	4 940
091 MARGARINE AND SHORTENING	17 164	2 583	1 816	716 ROTATING ELECTRIC PLANT	13 901	20 239	14 215
098 EDIBLE PROD.PREPRINS,NES	15 860	20 430	13 741	718 OTH.POWR.GENRTNG.MACHNRY	410	2 111	1 470
111 NON-ALCOHOL.BEVERAGE,NES	7 150	2 680	1 867	721 AGRIC.MACHINES,EX.TRACTR	5 674	7 300	5 101
112 ALCOHOLIC BEVERAGES	546	84	55	722 TRACTORS	1 385	1 583	1 073
122 TOBACCO, MANUFACTURED	326	853	597	723 CIVIL ENGINEERING EQUIPT	12 087	11 273	7 873
231 NATURAL RUBBER, ETC.	240	77	52	724 TEXTILE,LEATHER MACHINES	5 992	17 664	12 129
232 SYNTHETIC RUBBER, ETC.	20 723	3 526	2 461	725 PAPER,PULP MILL MACHINES	1 178	6 185	4 311
269 WORN CLOTHING,TEXTL.ARTL	7 568	1 475	1 033	726 PRINTNG,BOOKBINDNG MACHS	4 781	22 530	15 670
272 FERTILIZERS, CRUDE	2 007	128	91	727 FOOD-PROCESS.MCH.NON DOM	1 551	11 257	7 901
273 STONE, SAND AND GRAVEL	26 576	592	413	728 OTH.MACH,PTS,SPCL INDUST	25 397	78 612	54 685
278 OTHER CRUDE MINERALS	91 591	2 600	1 816	731 METAL REMOVAL WORK TOOLS	2 526	6 226	4 311
285 ALUMINIUM ORE,CONCTR.ETC	810	71	49	733 MACH-TOOLS,METAL-WORKING	3 699	10 492	7 203
292 CRUDE VEG.MATERIALS, NES	268	160	115	735 PARTS,NES,FOR MACH-TOOLS	590	3 881	2 727
322 BRIQUETTES,LIGNITE,PEAT	110 157	2 939	2 066	737 METALWORKING MACHNRY NES	3 850	6 105	4 310
394 PETROLEUM PRODUCTS	6 216	1 938	1 358	741 HEATING,COOLNG EQUIP,PART	14 685	43 013	30 037
395 RESIDUAL PETROL.PRODUCTS	2 252	386	270	742 PUMPS FOR LIQUIDS,PARTS	7 677	28 471	19 906
411 ANIMAL OILS AND FATS	785	67	46	743 PUMPS NES,CENTRIFUGS ETC	15 126	44 476	31 224
422 FIXED VEG.FAT,OILS,OTHER	203	42	30	744 MECHANICAL HANDLING EQUIP	23 807	30 871	21 611
431 ANIMAL,VEG.FATS,OILS,NES	45 576	8 114	5 655	745 OTH.NONELEC MCH,TOOL,NES	10 235	46 569	32 153
511 HYDROCARBONS,NES,DERIVTS	40 859	5 450	3 785	746 BALL OR ROLLER BEARINGS	1 610	4 843	3 383
512 ALCOHOL,PHENOL,ETC.DERIV	20 473	4 665	3 284	747 TAPS,COCKS,VALVES,ETC.	23 344	63 555	44 286
513 CARBOXYLIC ACIDS,DERIVTS	17 716	5 361	3 725	748 TRANSMISSIONS SHAFTS ETC	5 272	16 166	11 263
514 NITROGEN-FUNCT.COMPOUNDS	48 926	18 168	12 758	749 NON-ELECT MACH,PARTS,ETC	3 614	23 038	16 142
515 ORGANO-INORGANIC COMPNDS	4 980	2 916	2 044	751 OFFICE MACHINES	805	2 148	1 498
516 OTHER ORGANIC CHEMICALS	14 909	7 227	5 053	752 AUTOMATC.DATA PROC.EQUIP	1 235	30 807	21 671
522 INORGANIC CHEM.ELEMENTS	23 815	10 676	7 450	753 PARTS,FOR OFFICE MACHINS	89	2 569	1 793
523 METAL.SALTS,INORGAN.ACID	72 563	7 363	5 122	761 TELEVISION RECEIVERS ETC	30	139	97
524 OTHER CHEMICAL COMPOUNDS	92	427	294	762 RADIO-BROADCAST RECEIVER	7	148	103
531 SYNTH.COLOURS,LAKES,ETC.	1 858	5 033	3 520	763 SOUND RECORDER,PHONOGRPH	19	1 160	818
532 DYEING,TANNING MATERIALS	12 794	1 937	1 356	764 TELECOMM.EQUIP,PARTS NES	6 008	140 079	98 483
533 PIGMENTS, PAINTS, ETC.	32 867	13 192	9 192	771 ELECT POWER MACHNY,PARTS	13 510	11 347	7 844
541 MEDICINES,ETC.EXC.GRP542	2 465	29 685	20 818	772 ELEC.SWITCH,RELAY,CIRCUT	18 292	149 956	105 340
542 MEDICAMENTS	35 516	112 112	78 054	773 ELECTR DISTRIBT.EQPT NES	12 010	30 786	21 693
551 ESSNTL.OIL,PERFUME,FLAVR	6 102	15 237	10 711	774 ELECTRO-MEDCL,XRAY EQUIP	941	22 684	16 036
553 PERFUMERY,COSMETICS,ETC.	60 774	59 681	41 931	775 DOM.ELEC,NON-ELEC.EQUIPT	7 145	17 650	12 427
554 SOAP,CLEANERS,POLISH,ETC	50 219	11 908	8 276	776 TRANSISTORS,VALVES,ETC.	21	6 780	4 695
562 FERTILIZER,EXCEPT GRP272	64 082	3 734	2 668	778 ELECTRIC.MACH,APPART,NES	36 245	59 616	41 890
571 POLYMERS OF ETHYLENE	9 033	1 742	1 213	781 PASS.MOTOR VEHCLS.EX.BUS	46 547	209 378	145 482
572 POLYMERS OF STYRENE	4 580	1 322	928	782 GOODS,SPCL TRANSPORT VEH	53 553	36 740	25 580
573 POLYMERS,VINYL CHLORIDE	3 256	1 156	809	783 ROAD MOTOR VEHICLES NES	76 803	84 780	59 224
574 POLYACETAL,POLYCARBONATE	51 087	18 698	13 084	784 PARTS,TRACTORS,MOTOR VEH	57 787	108 689	75 824
575 OTH.PLASTIC,PRIMARY FORM	78 499	20 857	14 514	785 CYCLES,MOTORCYCLES ETC.	120	195	137
579 PLASTIC WASTE, SCRAP ETC	214	43	31	786 TRAILERS,SEMI-TRAILR,ETC	24 204	11 639	8 008
581 PLASTIC TUBE,PIPE,HOSE	4 382	7 570	5 323	791 RAILWAY VEHICLES.EQUIPNT	765	1 675	1 170
582 PLASTIC PLATE,SHEETS,ETC	85 927	42 026	29 379	792 AIRCRAFT,ASSOCTD.EQUIPNT	25	3 186	2 217
583 MONOFILAMENT OF PLASTICS	862	975	684	793 SHIP,BOAT,FLOAT.STRUCTRS	9 048	7 659	5 489
591 INSECTICIDES, ETC.	11 110	13 124	9 146	800 CPL IND PLANT CHAP 90/94	166	2 440	1 696
592 STARCHES,INULIN,ETC.	36 196	7 128	4 992	811 PREFABRICATED BUILDINGS	83	98	68
593 EXPLOSIVES,PYROTECHNICS	106	298	211	812 PLUMBNG,SANITRY,EQPT.ETC	3 995	2 473	1 718
597 PREPRD ADDITIVES,LIQUIDS	32 197	13 188	9 267	813 LIGHTNG FIXTURES ETC.NES	3 859	12 015	8 351
598 MISC.CHEMICAL PRODTS,NES	90 711	38 699	27 115	821 FURNITURE,CUSHIONS,ETC.	16 231	13 339	9 354
600 CPL IND PLANT CHAP 69-76	62 068	104 237	71 615	831 TRUNK,SUIT-CASES,BAG,ETC	187	1 817	1 268
611 LEATHER	173	137	95	841 MENS,BOYS CLOTHNG,X-KNIT	276	4 126	2 901
612 MANUFACT.LEATHER ETC.NES	11	140	97	842 WOMEN,GIRL CLOTHNG,XKNIT	779	13 743	9 541
621 MATERIALS OF RUBBER	2 984	3 760	2 620	843 MENS,BOYS CLOTHING,KNIT	85	508	355
625 RUBBER TYRES,TUBES,ETC.	14 117	9 818	6 885	844 WOMEN,GIRLS CLOTHNG,KNIT	275	2 504	1 730
629 ARTICLES OF RUBBER, NES	2 419	7 706	5 372	845 OTHR.TEXTILE APPAREL,NES	539	6 286	4 364
633 CORK MANUFACTURES	18	47	31	846 CLOTHING ACCESSRS,FABRIC	126	756	525
634 VENEERS, PLYWOOD, ETC.	19 849	2 075	1 455	848 CLOTHING,NONTXTL;HEADGEAR	143	1 992	1 326
635 WOOD MANUFACTURES, NES	4 751	1 520	1 056	851 FOOTWEAR	951	4 303	2 987
641 PAPER AND PAPERBOARD	359 608	54 705	38 064	871 OPTICAL INSTRUMENTS,NES	106	7 399	5 220
642 PAPER,PAPERBOARD,CUT ETC	32 029	9 804	6 859	872 MEDICAL INSTRUMENTS NES	1 911	26 414	18 387
				873 METERS,COUNTERS,NES	1 271	2 499	1 703

7 IMPORTS AND EXPORTS (SPECIAL TRADE) BY COUNTRIES OF PRODUCTION AND CONSUMPTION AND BY GROUPS OF THE SITC-REV. III 1995

GROUP DESCRIPTION	DT = 100 KG	1 000 DM	1 000 \$	GROUP DESCRIPTION	DT = 100 KG	1 000 DM	1 000 \$
874 MEASURE, CONTROL INSTRMNT	1 981	39 033	27 201	654 OTH. TEXTILE FABRIC, WOVEN	51	145	96
881 PHOTOGRAPH APPAR. ETC. NES	293	2 400	1 683	655 KNIT. CROCHET. FABRIC NES	128	457	317
882 PHOTO. CINEMATOGPH. SUPPL	7 495	8 230	5 757	656 SPECIAL YARN, TXTL. FABRIC	654	863	608
884 OPTICAL GOODS NES	59	5 780	4 060	658 TEXTILE ARTICLES NES	88	406	286
885 WATCHES AND CLOCKS	47	3 222	2 232	659 FLOOR COVERINGS, ETC.	749	755	528
891 ARMS AND AMMUNITION	1 327	4 495	3 130	661 LIME, CEMENT, CONSTR. MATRL	601	113	80
892 PRINTED MATTER	3 716	6 478	4 511	662 CLAY, REFRCT. CONSTR. MATRL	26 918	3 170	2 222
893 ARTICLES, NES, OF PLASTICS	17 419	20 184	14 063	663 MINERAL MANUFACTURES, NES	3 063	1 871	1 306
894 BABY CARRIAGE, TOYS, GAMES	3 251	3 110	2 166	664 GLASS	7 505	1 383	987
895 OFFICE, STATIONERY SUPPLS	3 410	9 414	6 595	665 GLASSWARE	689	858	598
897 GOLD, SILVERWARE, JEWEL NES	55	5 355	3 742	666 POTTERY	356	720	509
898 MUSICAL INSTRUMENTS, ETC.	1 814	6 204	4 324	673 FLAT-ROLLED IRON ETC.	20 440	1 608	1 148
899 MISC MANUFCTRD GOODS NES	6 438	24 537	17 225	674 FLAT-ROLLED PLATED IRON	19 327	2 118	1 484
941 COMPL IND PLANT CHAPT 99	6 209	11 604	8 102	675 FLAT-ROLLED, ALLOY STEEL	332	78	54
971 GOLD, NONMONTRY EXCL ORES		1 382	952	676 IRON, STL. BAR, SHAPES ETC.	7 676	705	494
				679 TUBES, PIPES, ETC. IRON, STL	4 897	1 944	1 364
KUWAIT				681 SILVER, PLATINUM, ETC.	11	177	126
IMPORTS	7 773 728	166 088	116 176	682 COPPER	1 322	1 190	840
288 NON-FERROUS WASTE, SCRAP	649	151	94	683 NICKEL	16	87	59
291 CRUDE ANIMAL MATERLS. NES	293	929	650	684 ALUMINIUM	3 549	2 961	2 064
333 PETROLEUM OILS, CRUDE	7 604 863	135 227	94 757	686 ZINC	213	46	31
334 PETROLEUM PRODUCTS	163 464	3 987	2 678	691 METALLIC STRUCTURES NES	5 910	5 641	3 974
625 RUBBER TYRES, TUBES, ETC.	545	664	466	692 CONTAINERS, STORAGE, TRNSP	156	121	87
664 GLASS	1 631	930	651	693 WIRE PRODUCTS EXCL. ELECT	119	142	102
718 OTH. POWR. GENRTNG. MACHNRY	1	83	58	694 NAILS, SCREWS, NUTS, ETC.	1 398	3 540	2 466
728 OTH. MACH. PTS, SPCL INDUST	470	445	309	695 TOOLS	128	866	601
742 PUMPS FOR LIQUIDS, PARTS	23	51	35	696 CUTLERY	353	894	628
744 MECHANICAL HANDLING EQUIP	20	74	51	699 MANUFACTS. BASE METAL, NES	3 605	4 729	3 281
747 TAPS, COCKS, VALVES, ETC.	10	184	129	711 STEAM GENER. BOILERS, ETC.	34	452	311
764 TELECOMM. EQUIP. PARTS NES	2	3 171	2 184	712 STEAM TURBINES	18	850	595
772 ELEC. SWITCH. RELAY. CIRCUIT	4	732	489	713 INTRNL COMBUS PSTN ENGIN	719	4 916	3 438
778 ELECTRIC. MACH. APPART. NES	29	52	38	716 ROTATING ELECTRIC PLANT	425	1 820	1 258
781 PASS. MOTOR VEHCLS. EX. BUS	45	87	60	718 OTH. POWR. GENRTNG. MACHNRY	49	406	279
792 AIRCRAFT, ASSOCTD. EQUIPNT	5	2 395	1 672	721 AGRIC. MACHINES, EX. TRACTR	283	478	323
874 MEASURE, CONTROL INSTRMNT	1	2 309	1 619	723 CIVIL ENGINEERING EQUIPT	6 072	9 643	6 805
882 PHOTO. CINEMATOGPH. SUPPL	33	177	126	724 TEXTILE, LEATHER MACHINES	24	157	108
894 BABY CARRIAGE, TOYS, GAMES	17	71	50	725 PAPER, PULP MILL MACHINES	71	530	372
EXPORTS	1 425 945	721 457	503 685	726 PRINTNG, BOOKBINDNG MACHS	1 832	8 455	5 929
001 LIVE ANIMALS	2 571	1 149	817	727 FOOD-PROCESS. MCH. NON DOM	95	623	434
011 BOVINE MEAT	3 418	937	657	728 OTH. MACH. PTS, SPCL INDUST	6 375	10 727	7 533
017 MEAT, OFFL. PRPD, PRSVD, NES	579	421	299	731 METAL REMOVAL WORK TOOLS	145	447	311
022 MILK AND CREAM	5 604	1 100	763	733 MACH-TOOLS, METAL-WORKING	234	470	323
023 BUTTER, OTHER FAT OF MILK	714	236	162	735 PARTS, NES, FOR MACH-TOOLS	42	285	199
024 CHEESE AND CURD	7 849	3 833	2 668	737 METALWORKING MACHNRY NES	302	836	587
025 EGGS, BIRDS, YOLKS, ALBUMIN	2 608	1 724	1 205	741 HEATING, COOLING EQUIP, PART	2 182	3 251	2 288
043 BARLEY, UNMILLED	304 015	4 099	2 927	742 PUMPS FOR LIQUIDS, PARTS	2 054	7 741	5 435
048 CEREAL PREPARATIONS	12 284	5 272	3 692	743 PUMPS NES, CENTRIFUGS ETC	1 096	4 233	2 947
056 VEGETABLES, PRPD, PRSVD, NES	156	62	44	744 MECHANICAL HANDLING EQUIP	5 805	13 071	9 080
058 FRUIT, PRESERVED, PREPARED	211	126	85	745 OTH. NONELEC MCH, TOOL, NES	832	5 282	3 697
061 SUGARS, MOLASSES, HONEY	483 890	27 421	18 992	746 BALL OR ROLLER BEARINGS	371	1 153	807
062 SUGAR CONFECTIONERY	1 981	1 293	906	747 TAPS, COCKS, VALVES, ETC.	3 257	13 116	9 154
071 COFFEE, COFFEE SUBSTITUTE	203	269	190	748 TRANSMISSIONS SHAFTS ETC	504	2 281	1 588
073 CHOCOLATE, OTH. COCOA PREP	850	759	532	749 NON-ELECT MACH. PARTS, ETC	424	3 430	2 396
075 SPICES	73	81	55	751 OFFICE MACHINES	280	696	490
081 ANIMAL FEED STUFF	385	58	39	752 AUTOMATC. DATA PROC. EQUIP	508	5 798	4 053
081 MARGARINE AND SHORTENING	1 675	309	216	759 PARTS, FOR OFFICE MACHINS	29	756	525
098 EDIBLE PROD. PREPRTNS, NES	3 615	2 915	1 933	762 RADIO-BROADCAST RECEIVER	16	267	183
111 NON-ALCOHOL. BEVERAGE, NES	1 396	456	319	763 SOUND RECORDER, PHONOGRPH	12	281	195
122 TOBACCO, MANUFACTURED	843	1 991	1 383	764 TELECOMM. EQUIP. PARTS NES	446	17 898	12 588
232 SYNTHETIC RUBBER, ETC.	1 470	419	287	771 ELECT POWER MACHNRY. PARTS	4 009	6 056	4 211
245 FUEL WOOD, WOOD CHARCOAL	209	136	96	772 ELEC. SWITCH. RELAY. CIRCUIT	4 223	53 059	37 258
292 CRUDE VEG. MATERIALS, NES	60	92	63	773 ELECTR DISTRIB. EQPT NES	21 395	27 977	19 527
322 BRIQUETTES, LIGNITE, PEAT	23 245	752	527	774 ELECTRO-MEDCL. XRAY EQUIP	203	3 401	2 367
334 PETROLEUM PRODUCTS	8 243	1 866	1 300	775 DOM. ELEC. NON-ELEC. EQUIPT	2 106	5 048	3 523
422 FIXED VEG. FAT, OILS, OTHER	117	108	79	776 TRANSISTORS, VALVES, ETC.	2	295	205
511 HYDROCARBONS, NES, DERIVTS	3 661	657	462	778 ELECTRIC. MACH. APPART. NES	6 172	10 463	7 287
512 ALCOHOL, PHENOL, ETC. DERIV	751	79	57	781 PASS. MOTOR VEHCLS. EX. BUS	45 570	144 525	100 711
513 CARBOXYLIC ACIDS, DERIVTS	2 842	604	421	782 GOODS, SPCL TRANSPORT VEH	15 039	7 138	4 962
514 NITROGEN-FUNCT. COMPOUNDS	13 588	3 774	2 647	783 ROAD MOTOR VEHICLES NES	1 983	551	391
515 ORGANO-INORGANIC COMPNDS	51	147	100	784 PARTS, TRACTORS, MOTOR VEH	8 378	20 365	14 209
516 OTHER ORGANIC CHEMICALS	1 144	419	296	785 CYCLES, MOTORCYCLES ETC.	59	267	191
522 INORGANIC CHEM. ELEMENTS	2 088	796	561	786 TRAILERS, SEMI-TRAILR, ETC	5 401	3 794	2 621
523 METAL. SALTS, INORGAN. ACID	5 997	933	656	792 AIRCRAFT, ASSOCTD. EQUIPNT	17	5 940	4 142
524 OTHER CHEMICAL COMPOUNDS	415	93	67	793 PLUMBNG, SANITRY, EQPT. ETC	754	892	627
531 SYNTH. COLOURS, LAKES, ETC.	135	315	223	813 LIGHTING FIXTURES ETC. NES	1 377	5 902	4 137
533 PIGMENTS, PAINTS, ETC.	9 134	4 043	2 822	821 FURNITURE, CUSHIONS, ETC.	5 250	8 367	5 855
541 MEDICINES, ETC. EXC. GRP542	457	5 199	3 616	831 TRUNK, SUIT-CASES, BAG, ETC	39	616	425
542 MEDICAMENTS	11 096	15 655	10 978	841 MENS, BOYS CLOTHING, X-KNIT	561	6 124	4 308
551 ESSNTL. OIL, PERFUME, FLAVR	60	211	148	842 WOMEN, GIRL CLOTHING, X-KNIT	515	8 534	5 934
553 PERFUMERY, COSMETICS, ETC.	14 810	19 891	13 870	843 MENS, BOYS CLOTHING, KNIT	36	307	207
564 SOAP, CLEANERS, POLISH, ETC	3 793	1 618	1 137	844 WOMEN, GIRLS CLOTHING. KNIT	119	1 517	1 040
571 POLYMERS OF ETHYLENE	1 320	1 443	98	845 OTHR. TEXTILE APPAREL, NES	163	2 264	1 578
572 POLYMERS OF STYRENE	3 904	691	484	846 CLOTHING ACCESSRS, FABRIC	51	383	265
573 POLYMERS, VINYL CHLORIDE	578	218	154	848 CLOTHING, NONTXTL; HEADGEAR	62	238	164
574 POLYACETAL, POLYCARBONATE	7 848	2 068	1 449	851 FOOTWEAR	278	1 562	1 092
575 OTH. PLASTIC, PRIMARY FORM	22 721	4 691	3 260	871 OPTICAL INSTRUMENTS, NES	35	3 168	2 255
581 PLASTIC TUBE, PIPE, HOSE	6 858	7 616	5 351	872 MEDICAL INSTRUMENTS NES	347	4 690	3 293
582 PLASTIC PLATE, SHEETS, ETC	4 177	4 280	2 973	873 METERS, COUNTERS, NES	5	163	111
583 MONOFILAMENT OF PLASTICS	84	85	58	874 MEASURE, CONTROL INSTRMNT	311	12 113	8 451
591 INSECTICIDES, ETC.	301	280	194	881 PHOTOGRAPH APPAR. ETC. NES	87	821	576
592 STARCHES, INULIN, ETC.	4 152	1 417	998	882 PHOTO. CINEMATOGPH. SUPPL	2 260	2 718	1 880
597 PREPND ADDITIVES, LIQUIDS	511	214	149	884 OPTICAL GOODS NES	3	600	414
598 MISC. CHEMICAL PRODTS. NES	21 446	6 754	4 714	885 WATCHES AND CLOCKS	9	284	197
611 LEATHER	40	216	150	891 ARMS AND AMMUNITION	372	833	584
621 MATERIALS OF RUBBER	308	509	348	892 PRINTED MATTER	3 175	2 036	1 420
625 RUBBER TYRES, TUBES, ETC.	2 162	1 889	1 325	893 ARTICLES, NES, OF PLASTICS	3 923	4 022	2 804
629 ARTICLES OF RUBBER, NES	371	1 399	895	894 BABY CARRIAGE, TOYS, GAMES	860	702	486
634 VENEERS, PLYWOOD, ETC.	125	83	60	896 OFFICE, STATIONERY SUPPLS	882	3 028	2 092
635 WOOD MANUFACTURES, NES	1 672	834	568	897 GOLD, SILVERWARE, JEWEL NES	3	871	605
641 PAPER AND PAPERBOARD	108 229	17 372	12 086	898 MUSICAL INSTRUMENTS, ETC.	5	269	187
642 PAPER, PAPERBOARD, CUT ETC	8 011	3 394	2 364	899 MISC MANUFCTRD GOODS NES	726	3 262	2 287
651 TEXTILE YARN	24	93	65	971 GOLD, NONMONTRY EXCL ORES	8	15 353	10 675
652 COTTON FABRICS, WOVEN	127	436	303				
653 FABRICS, MAN-MADE FIBRES	416	1 709	1 173				

7 IMPORTS AND EXPORTS (SPECIAL TRADE) BY COUNTRIES OF PRODUCTION AND CONSUMPTION AND BY GROUPS OF THE SITC-REV. III 1995

GROUP DESCRIPTION	DT = 100 KG	1 000 DM	1 000 \$	GROUP DESCRIPTION	DT = 100 KG	1 000 DM	1 000 \$
BAHRAIN				694 NAILS, SCREWS, NUTS, ETC.	155	370	257
IMPORTS				695 TOOLS	324	942	653
282 FERROUS WASTE AND SCRAP	401	58	40	696 CUTLERY	53	345	237
292 CRUDE VEG. MATERIALS, NES	264	144	101	697 HOUSEHOLD EQUIPMENT, NES	115	256	179
625 RUBBER TYRES, TUBES, ETC.	102	80	57	699 MANUFACTS. BASE METAL, NES	3 361	2 757	1 922
652 COTTON FABRICS, WOVEN	418	293	203	700 CPL IND PLANT (84/85/87)	25	1 829	1 217
667 PEARLS, PRECIOUS STONES		109	77	712 STEAM TURBINES	1	49	35
684 ALUMINIUM	129 563	45 989	32 205	713 INTRNL COMBUS PSTN ENGIN	203	1 600	1 128
713 INTRNL COMBUS PSTN ENGIN	38	46	32	714 ENGINES, MOTORS NON-ELECT	75	6 759	4 800
714 ENGINES, MOTORS NON-ELECT	6	1 060	708	716 ROTATING ELECTRIC PLANT	105	505	355
725 PAPER, PULP, MILLS, MACHINES	65	354	250	718 OTH. POWR. GENRTNG. MACHNRY	39	186	129
728 OTH. MACH. PTS, SPCL INDUST	8	158	106	721 AGRIC. MACHINES, EX. TRACTR	46	103	71
737 METALWORKING MACHNRY NES	15	107	75	723 CIVIL ENGINEERING EQUIPT	44	169	119
742 PUMPS FOR LIQUIDS, PARTS	3	42	30	724 TEXTILE, LEATHER MACHINES	21	125	87
743 PUMPS NES, CENTRIFUGS ETC	6	53	38	725 PAPER, PULP MILL MACHINES	244	1 504	1 070
749 NON-ELECT MACH. PARTS, ETC	5	84	61	726 PRINTING, BOOKBINDING MACHS	31	222	156
764 TELECOMM. EQUIP. PARTS NES		261	179	727 FOOD-PROCESS. MCH. NON DOM	23	151	106
771 ELECT POWER MACHNRY, PARTS	1	50	33	728 OTH. MACH. PTS, SPCL INDUST	3 033	5 884	4 145
776 TRANSISTORS, VALVES, ETC.	17 579	7 484	5 229	731 METAL REMOVAL WORK TOOLS	20	185	128
784 PARTS, TRACTORS, MOTOR VEH	2	275	191	733 MACH-TOOLS, METAL-WORKING	327	1 111	760
792 AIRCRAFT, ASSCOTD. EQUIPNT	33	124	89	735 PARTS, NES, FOR MACH-TOOLS	63	383	264
841 MENS, BOYS CLOTHING, X-KNIT	25	51	37	737 METALWORKING MACHNRY NES	2 422	4 378	3 061
843 MENS, BOYS CLOTHING, KNIT	23	94	65	741 HEATING, COOLING EQUIP, PART	297	2 136	1 475
845 OTHR. TEXTILE APPAREL, NES	385	1 748	1 218	742 PUMPS FOR LIQUIDS, PARTS	234	1 451	1 015
848 CLOTHING, NONXTL; HEADGEAR	1	158	110	743 PUMPS NES, CENTRIFUGS ETC	240	1 197	831
874 MEASURE, CONTROL INSTRMNT	62	89	63	744 MECHANICAL HANDLING EQUIP	1 530	2 730	1 891
885 WATCHES AND CLOCKS			54	745 OTH. NONELEC MCH, TOOL, NES	221	1 013	709
892 PRINTED MATTER			749	747 TAPS, COCKS, VALVES, ETC.	639	2 115	1 463
				748 TRANSMISSIONS SHAFTS ETC	133	717	500
				749 NON-ELECT MACH. PARTS, ETC	219	2 161	1 511
				751 OFFICE MACHINES	83	2 290	1 626
EXPORTS				752 AUTOMATC. DATA PROC. EQUIP	843	10 582	7 421
012 OTHER MEAT, MEAT OFFAL	3 635	521	364	759 PARTS, FOR OFFICE MACHINES	11	531	371
017 MEAT, OFFL. PRPD, PRSVD, NES	257	215	152	761 TELEVISION RECEIVERS ETC	26	80	54
022 MILK AND CREAM	2 845	448	317	763 SOUND RECORDER, PHONOGRPH	3	442	311
023 BUTTER, OTHER FAT OF MILK	724	214	149	764 TELECOMM. EQUIP. PARTS NES	34	805	558
024 CHEESE AND CURD	2 956	1 640	1 152	771 ELECT POWER MACHNRY, PARTS	606	503	356
025 EGGS, BIRDS, VOLKS, ALBUMIN	267	155	102	772 ELEC. SWITCH. RELAY. CIRCUIT	367	2 085	1 459
048 CEREAL PREPARATIONS	3 370	1 530	1 064	773 ELECTR DISTRIBUT. EQPT NES	594	543	382
056 VEGETABLES, PRPD, PRSVD, NES	84	49	34	774 ELECTRO-MEDCL. XRAY EQUIP	168	2 852	1 978
061 SUGARS, MOLASSES, HONEY	108 452	6 046	4 230	775 DOM. ELEC. NON-ELEC. EQUIPT	322	1 045	724
062 SUGAR CONFECTIONERY	454	307	216	776 TRANSISTORS, VALVES, ETC.	1	179	125
071 COFFEE, COFFEE SUBSTITUTE	40	67	46	778 ELECTRIC. MACH. APPART. NES	13 314	7 267	5 064
073 CHOCOLATE, OTH. COCOA PREP	225	211	145	781 PASS. MOTOR VEHCLS. EX. BUS	7 051	25 124	17 484
091 MARGARINE AND SHORTENING	1 510	308	210	782 GOODS, SPCL TRANSPORT VEH	198	623	442
098 EDIBLE PROD. PREPRTNS, NES	717	365	252	783 ROAD MOTOR VEHICLES NES	383	87	60
111 NON-ALCOHOL. BEVERAGE, NES	622	117	79	784 PARTS, TRACTORS, MOTOR VEH	1 089	3 816	2 669
112 ALCOHOLIC BEVERAGES	3 386	568	400	786 TRAILERS, SEMI-TRAILR, ETC	147	163	109
122 TOBACCO, MANUFACTURED	250	423	295	792 AIRCRAFT, ASSCOTD. EQUIPNT	51	7 958	5 610
232 SYNTHETIC RUBBER, ETC.	529	85	80	812 PLUMBING, SANITRY, EQPT. ETC	86	126	85
263 COTTON	91	88	61	813 LIGHTING FIXTURES ETC. NES	974	1 807	1 265
322 BRIQUETTES, LIGNITE, PEAT	10 148	215	151	821 FURNITURE, CUSHIONS, ETC.	922	981	685
334 PETROLEUM PRODUCTS	1 547	322	225	831 TRUNK, SUIT-CASES, BAG, ETC	30	292	199
335 RESIDUAL PETROL. PRODUCTS	265 704	9 140	6 473	841 MENS, BOYS CLOTHING, X-KNIT	39	415	279
511 HYDROCARBONS, NES, DERIVTS	1 141	246	168	842 WOMEN, GIRL CLOTHING, XKNIT	45	1 315	907
514 NITROGEN-FUNCT. COMPOUNDS	1 300	400	282	844 WOMEN, GIRLS CLOTHING, KNIT	7	138	96
516 OTHER ORGANIC CHEMICALS	132	147	102	845 OTHR. TEXTILE APPAREL, NES	26	511	346
522 INORGANIC CHEM. ELEMENTS	2 351	534	369	846 CLOTHING ACCESSRS, FABRIC	7	88	54
523 METAL. SALTS, INORGAN. ACID	1 265	160	113	848 CLOTHING, NONXTL; HEADGEAR	37	306	216
524 OTHER CHEMICAL COMPOUNDS	26	49	35	851 FOOTWEAR	28	188	132
525 RADIO-ACTIVE MATERIALS		62	43	871 OPTICAL INSTRUMENTS, NES	4	153	108
533 PIGMENTS, PAINTS, ETC.	2 064	1 190	823	872 MEDICAL INSTRUMENTS NES	77	714	494
541 MEDICINES, ETC. EXC. GRP542	56	977	682	873 METERS, COUNTERS, NES	4	118	82
542 MEDICAMENTS	1 138	3 085	2 131	874 MEASURE, CONTROL INSTRMNT	108	4 817	3 341
551 ESSNTL. OIL, PERFUME, FLAVR	18	56	39	881 PHOTOGRAPH APPAR. ETC. NES	12	125	87
553 PERFUMERY, COSMETICS, ETC.	3 020	4 111	2 873	882 PHOTO. CINEMATOGRPH. SUPPL	326	473	334
554 SOAP, CLEANERS, POLISH, ETC	1 362	527	368	884 OPTICAL GOODS NES	1	181	125
572 POLYMERS OF STYRENE	1 198	269	187	885 WATCHES AND CLOCKS	4	1 637	1 145
574 POLYACETAL, POLYCARBONATE	431	134	95	891 ARMS AND AMMUNITION	2	101	69
575 OTH. PLASTIC, PRIMARY FORM	3 986	1 343	933	892 PRINTED MATTER	313	576	401
581 PLASTIC TUBE, PIPE, HOSE	181	387	271	893 ARTICLES, NES, OF PLASTICS	1 317	1 444	1 005
582 PLASTIC PLATE, SHEETS, ETC	357	415	288	894 BABY CARRIAGE, TOYS, GAMES	119	189	131
592 STARCHES, INULIN, ETC.	1 946	435	306	895 OFFICE, STATIONERY SUPPLS	124	639	448
598 MISC. CHEMICAL PRODS. NES	16 001	3 851	2 685	897 GOLD, SILVERWARE, JEWL NES	2	5 996	4 119
600 CPL IND PLANT CHAP 69-76	41	153	108	898 MUSICAL INSTRUMENTS, ETC.	33	123	84
611 LEATHER	31	89	61	899 MISC MANUFCTRD GOODS NES	275	803	551
621 MATERIALS OF RUBBER	511	527	366				
625 RUBBER TYRES, TUBES, ETC.	2 176	1 836	1 286	QATAR			
629 ARTICLES OF RUBBER, NES	124	593	413	IMPORTS			
634 VENEERS, PLYWOOD, ETC.	575	77	52	657 SPECIAL YARN, TXTL. FABRIC	3 933	6 020	4 204
635 WOOD MANUFACTURES, NES	54	48	32	659 FLOOR COVERINGS, ETC.	180	43	31
641 PAPER AND PAPERBOARD	24 002	4 205	2 917	684 ALUMINIUM	778	538	381
642 PAPER, PAPERBOARD, CUT ETC	2 465	1 035	715	697 HOUSEHOLD EQUIPMENT, NES	406	151	99
651 TEXTILE YARN	19	57	40	699 MANUFACTS. BASE METAL, NES	89	94	67
653 FABRICS, MAN-MADE FIBRES	62	245	168	714 ENGINES, MOTORS NON-ELECT	4	173	121
654 OTH. TEXTILE FABRIC, WOVEN	17	59	43	728 OTH. MACH. PTS, SPCL INDUST	3	195	135
657 SPECIAL YARN, TXTL. FABRIC	225	336	237	743 PUMPS NES, CENTRIFUGS ETC	58	967	680
658 TEXTILE ARTICLES NES	355	472	331	772 ELEC. SWITCH. RELAY. CIRCUIT	1	79	56
659 FLOOR COVERINGS, ETC.	47	83	55	813 LIGHTING FIXTURES ETC. NES	113	89	63
662 CLAY, REFRCT. CONSTR. MATRL	4 984	1 677	1 155	842 WOMEN, GIRL CLOTHING, XKNIT	14	59	39
663 MINERAL MANUFACTURES, NES	1 393	1 038	733	848 CLOTHING, NONXTL; HEADGEAR	16	63	46
664 GLASS	1 441	200	136	874 MEASURE, CONTROL INSTRMNT	4	119	83
665 GLASSWARE	206	160	111				
666 POTTERY	49	108	74	EXPORTS			
667 PEARLS, PRECIOUS STONES		582	411	001 LIVE ANIMALS	367 471	424 479	296 635
671 PIG IRON, SPIEGELEISN, ETC	5 190	235	165	011 BOVINE MEAT	25	174	119
673 FLAT-ROLLED IRON ETC.	12 165	1 131	787	017 MEAT, OFFL. PRPD, PRSVD, NES	883	316	222
674 FLAT-ROLLED PLATED IRON	2 684	282	196	022 MILK AND CREAM	119	87	60
675 FLAT-ROLLED, ALLOY STEEL	469	111	78	024 CHEESE AND CURD	5 497	734	517
676 IRON, STL. BAR, SHAPES ETC.	3 266	255	179	048 CEREAL PREPARATIONS	145	95	67
679 TUBES, PIPES, ETC. IRON, STL	9 238	1 356	953	061 SUGARS, MOLASSES, HONEY	1 965	751	518
682 COPPER	1 126	727	512	062 SUGAR CONFECTIONERY	101 598	5 069	3 552
684 ALUMINIUM	411	522	363	071 COFFEE, COFFEE SUBSTITUTE	65	59	39
689 MISC. NON-FERR. BASE METAL	2 242	884	611	073 CHOCOLATE, OTH. COCOA PREP	42	53	37
691 METALLIC STRUCTURES NES	1 751	1 026	712	091 MARGARINE AND SHORTENING	265	141	92
692 CONTAINERS, STORAGE, TRNSP	200	296	207	098 EDIBLE PROD. PREPRTNS, NES	662	113	80
693 WIRE PRODUCTS EXCL. ELECT	160	91	63		568	321	222

7 IMPORTS AND EXPORTS (SPECIAL TRADE) BY COUNTRIES OF PRODUCTION AND CONSUMPTION AND BY GROUPS OF THE SITC-REV. III 1995

GROUP DESCRIPTION	DT = 100 KG	1 000 DM	1 000 \$	GROUP DESCRIPTION	DT = 100 KG	1 000 DM	1 000 \$
111 NON-ALCOHOL. BEVERAGE, NES	618	94	64	846 CLOTHING ACCESSRS, FABRIC	7	99	65
122 TOBACCO, MANUFACTURED	61	115	78	848 CLOTHNG, NONTXTL; HEADGEAR	24	131	86
322 BRIQUETTES, LIGNITE, PEAT	6 947	72	51	851 FOOTWEAR	49	296	204
334 PETROLEUM PRODUCTS	231	120	85	871 OPTICAL INSTRUMENTS, NES		145	101
511 HYDROCARBONS, NES, DERIVTS	869	160	112	872 MEDICAL INSTRUMENTS NES	42	785	545
512 ALCOHOL, PHENOL, ETC. DERIV	608	258	178	873 METERS, COUNTERS, NES	29	133	93
513 CARBOXYLIC ACIDS, DERIVTS	1 509	2 111	1 485	874 MEASURE, CONTROL INSTRMNT	128	3 373	2 350
514 NITROGEN-FUNCT. COMPOUNDS	727	328	231	881 PHOTOGRAPH APPAR. ETC. NES	18	85	61
515 ORGANO-INORGANIC COMPNDS	110	52	37	882 PHOTO. CINEMATOGRPH. SUPPL	67	96	69
516 OTHER ORGANIC CHEMICALS	126	134	95	884 OPTICAL GOODS NES		184	127
522 INORGANIC CHEM. ELEMENTS	823	196	135	885 WATCHES AND CLOCKS	1	1 876	1 328
523 METAL, SALTS, INORGAN. ACID	4 391	278	191	891 ARMS AND AMMUNITION	4	63	43
533 PIGMENTS, PAINTS, ETC.	872	530	366	892 PRINTED MATTER	174	206	143
541 MEDICINES, ETC. EXC. GRP542	43	875	615	893 ARTICLES, NES, OF PLASTICS	420	534	368
542 MEDICAMENTS	569	3 909	2 727	894 BABY CARRIAGE, TOYS, GAMES	81	154	104
553 PERFUMERY, COSMETICS, ETC.	2 274	3 176	2 207	895 OFFICE, STATIONERY SUPPLS	184	571	401
554 SOAP, CLEANERS, POLISH, ETC	1 259	399	274	896 WORKS OF ART, ANTIQUE ETC	1	198	137
574 POLYACETAL, POLYCARBONATE	792	295	208	897 GOLD, SILVERWARE, JEWEL NES	3	6 113	4 304
575 OTH. PLASTIC, PRIMARY FORM	2 657	1 328	936	898 MUSICAL INSTRUMENTS, ETC.	2	59	40
581 PLASTIC TUBE, PIPE, HOSE	138	81	58	899 MISC MANUFCTRD GOODS NES	180	948	641
582 PLASTIC PLATE, SHEETS, ETC	256	319	228	941 COMPL IND PLANT CHAPT 99	275	1 668	1 151
591 INSECTICIDES, ETC.	220	121	83				
592 STARCHES, INULIN, ETC.	792	196	135	ARAB EMIRAT			
597 PREPRD ADDITIVES, LIQUIDS	127	109	74				
598 MISC. CHEMICAL PRDCTS. NES	1 319	2 210	1 497	IMPORTS	121 585	248 078	173 849
600 CPL IND PLANT CHAP 69-76	7 177	7 602	5 354				
611 LEATHER	13	81	56	036 CRUSTACEANS, MOLLUSCS ETC	193	108	78
612 MANUFACT. LEATHER ETC. NES	7	47	34	037 FISH ETC, PREPD, PRSVD. NES	1 594	1 022	710
621 MATERIALS OF RUBBER	141	184	127	057 FRUIT, NUTS EXCL. OIL NUTS	578	301	211
625 RUBBER TYRES, TUBES, ETC.	642	659	470	263 COTTON	166	44	31
629 ARTICLES OF RUBBER, NES	346	651	453	282 FERROUS WASTE AND SCRAP	382	54	38
634 VENEERS, PLYWOOD, ETC.	446	398	283	288 NON-FERROUS WASTE, SCRAP	12 351	3 935	2 705
635 WOOD MANUFACTURES, NES	1 801	557	396	289 PREC. METAL DRES, CONCTRTS	78	1 481	987
641 PAPER AND PAPERBOARD	5 240	1 076	741	291 CRUDE ANIMAL MATERLS. NES	70	240	171
642 PAPER, PAPERBOARD, CUT ETC	936	434	305	533 PIGMENTS, PAINTS, ETC.	221	85	54
652 COTTON FABRICS, WOVEN	15	109	77	541 MEDICINES, ETC. EXC. GRP542	16	134	96
653 FABRICS, MAN-MADE FIBRES	73	405	283	574 POLYACETAL, POLYCARBONATE	120	430	298
654 OTH. TEXTILE FABRIC, WOVEN	48	80	57	575 OTH. PLASTIC, PRIMARY FORM	93	78	52
657 SPECIAL YARN, TXTL. FABRIC	61	83	59	582 PLASTIC PLATE, SHEETS, ETC	391	278	195
658 TEXTILE ARTICLES NES	26	72	51	625 RUBBER TYRES, TUBES, ETC.	2 052	1 679	1 178
662 CLAY, REFRACT. CONSTR. MATRL	20 519	2 874	2 037	652 COTTON FABRICS, WOVEN	6 119	3 583	2 519
663 MINERAL MANUFACTURES, NES	3 872	2 701	1 922	653 FABRICS, MAN-MADE FIBRES	75	100	70
664 GLASS	237	178	127	655 KNIT. CROCHET. FABRIC NES	31	47	33
665 GLASSWARE	167	149	105	658 TEXTILE ARTICLES NES	167	134	95
666 POTTERY	128	269	188	684 ALUMINIUM	19 260	5 482	3 787
673 FLAT-ROLLED IRON ETC.	1 941	163	115	691 METALLIC STRUCTURES NES	132	55	40
674 FLAT-ROLLED PLATED IRON	803	97	69	692 CONTAINERS, STORAGE, TRNSP	335	84	55
676 IRON, STL. BAR, SHAPES ETC.	22 733	1 733	1 213	694 NAILS, SCREWS, NUTS, ETC.	23	72	51
679 TUBES, PIPES, ETC. IRON, STL	51 033	28 499	19 728	695 TOOLS	37	85	59
684 ALUMINIUM	33	313	209	712 STEAM TURBINES	306	790	545
686 ZINC	412	84	59	713 INTRNL COMBUS PSTN ENGIN	165	262	181
691 METALLIC STRUCTURES NES	16 037	4 591	3 272	714 ENGINES, MOTORS NON-ELECT	106	10 657	7 646
692 CONTAINERS, STORAGE, TRNSP	401	599	433	718 OTH. POWR. GENRTNG. MACHNRY	171	148	105
694 NAILS, SCREWS, NUTS, ETC.	1 306	634	442	724 TEXTILE, LEATHER MACHINES	115	432	307
695 TOOLS	374	1 139	787	726 PRINTNG, BOOKBINDNG MACHS	16	41	30
696 CUTLERY	29	178	129	728 OTH. MACH. PTS, SPCL INDUST	247	1 561	1 086
697 HOUSEHOLD EQUIPMENT, NES	203	236	160	741 HEATING, COOLNG EQUIP, PART	70	340	231
699 MANUFACTS. BASE METAL, NES	299	1 268	882	742 PUMPS FOR LIQUIDS, PARTS	24	288	203
700 CPL IND PLANT (84/85/87)	32 284	139 851	98 687	743 PUMPS NES, CENTRIFUGS ETC	122	743	506
712 STEAM TURBINES	8	585	405	744 MECHANICAL HANDLING EQUIP	10 481	2 423	1 727
713 INTRNL COMBUS PSTN ENGIN	246	5 255	3 729	746 BALL OR ROLLER BEARINGS	3	55	38
714 ENGINES, MOTORS NON-ELECT	217	9 970	6 573	747 TAPS, COCKS, VALVES, ETC.		796	552
716 ROTATING ELECTRIC PLANT	1 525	3 754	2 621	748 TRANSMISSIONS SHAFTS ETC	44	101	69
718 OTH. POWR. GENRTNG. MACHNRY	25	131	87	749 NON-ELECT MACH. PARTS, ETC	31	117	83
721 AGRIC. MACHINES, EX. TRACTR	5	75	53	751 OFFICE MACHINES	7	195	136
723 CIVIL ENGINEERING EQUIPT	593	1 263	886	752 AUTOMATC. DATA PROC. EQUIP	42	715	502
724 TEXTILE, LEATHER MACHINES	111	222	155	759 PARTS, FOR OFFICE MACHINS	12	123	85
726 PRINTNG, BOOKBINDNG MACHS	64	396	275	761 TELEVISION RECEIVERS ETC	123	269	185
728 OTH. MACH. PTS, SPCL INDUST	2 050	12 977	9 022	764 TELECOMM. EQUIP. PARTS NES	20	810	571
733 MACH-TOOLS, METAL-WORKING	83	138	95	771 ELECT POWER MACHNY. PARTS	258	313	223
737 METALWORKING MACHNRY NES	138	440	311	772 ELEC. SWITCH. RELAY. CIRCUIT	16	325	222
741 HEATING, COOLNG EQUIP, PART	1 652	6 786	4 796	773 ELECTR DISTRIBT. EQPT NES	200	145	103
742 PUMPS FOR LIQUIDS, PARTS	1 980	9 563	6 704	774 ELECTRO-MEDCL. XRAY EQUIP	3	110	73
743 PUMPS NES, CENTRIFUGS ETC	3 573	20 591	14 193	778 ELECTRIC. MACH. APPART. NES	38	1 409	983
744 MECHANICAL HANDLING EQUIP	3 285	7 396	5 224	781 PASS. MOTOR VEHCLS. EX. BUS	140	306	216
745 OTH. NONELEC MCH, TOOL, NES	302	1 254	863	792 AIRCRAFT, ASSOCTD. EQUIPNT	9	4 697	3 277
746 BALL OR ROLLER BEARINGS	28	149	99	813 LIGHTNG FIXTURES ETC. NES	5	58	40
747 TAPS, COCKS, VALVES, ETC.	716	2 380	1 661	821 FURNITURE, CUSHIONS, ETC.	147	99	72
748 TRANSMISSIONS SHAFTS ETC	171	1 031	712	831 TRUNK, SUIT-CASES, BAG, ETC	29	78	52
749 NON-ELECT MACH. PARTS, ETC	561	1 907	1 351	841 MENS, BOYS CLOTHNG, X-KNIT	14 918	38 633	26 962
751 OFFICE MACHINES	77	337	239	842 WOMEN, GIRL CLOTHNG, XKNIT	6 820	24 280	17 021
752 AUTOMATC. DATA PROC. EQUIP	179	1 919	1 357	843 MENS, BOYS CLOTHNG, KNIT	5 801	12 914	9 045
759 PARTS, FOR OFFICE MACHINS	7	96	66	844 WOMEN, GIRLS CLOTHNG, KNIT	3 126	7 419	5 181
761 TELEVISION RECEIVERS ETC	13	41	30	845 OTHR. TEXTILE APPAREL, NES	20 071	34 719	24 181
762 RADIO-BROADCAST RECEIVER	12	45	32	846 CLOTHING ACCESSRS, FABRIC	2 141	5 165	3 642
764 TELECOMM. EQUIP. PARTS NES	43	1 715	1 186	848 CLOTHNG, NONTXTL; HEADGEAR	150	307	216
771 ELECT POWER MACHNY. PARTS	164	772	549	851 FOOTWEAR	28	58	41
772 ELEC. SWITCH. RELAY. CIRCUIT	1 415	13 352	9 442	871 OPTICAL INSTRUMENTS, NES	1	87	61
773 ELECTR DISTRIBT. EQPT NES	10 383	5 881	4 015	872 MEDICAL INSTRUMENTS NES	8	185	125
774 ELECTRO-MEDCL. XRAY EQUIP	11	326	228	874 MEASURE, CONTROL INSTRMNT	35	3 336	2 339
775 DOM. ELEC. NON-ELEC. EQUIPT	342	918	639	882 PHOTO. CINEMATOGRPH. SUPPL	383	1 082	748
776 TRANSISTORS, VALVES, ETC.		48	31	885 WATCHES AND CLOCKS	4	263	188
778 ELECTRIC. MACH. APPART. NES	1 340	3 013	2 093	892 PRINTED MATTER	316	309	213
781 PASS. MOTOR VEHCLS. EX. BUS	10 536	48 061	33 267	893 ARTICLES, NES, OF PLASTICS	656	301	212
782 GOODS, SPCL TRANSPORT VEH	4 955	6 671	4 612	894 BABY CARRIAGE, TOYS, GAMES	10	111	74
783 ROAD MOTOR VEHICLES NES	1 442	372	258	897 GOLD, SILVERWARE, JEWEL NES	6	2 409	1 666
784 PARTS, TRACTORS, MOTOR VEH	3 027	5 928	4 132	898 MUSICAL INSTRUMENTS, ETC.	14	233	161
786 TRAILERS, SEMI-TRAILR, ETC	292	185	131	971 GOLD, NONMONTY EXCL ORES		204	145
792 AIRCRAFT, ASSOCTD. EQUIPNT	2	631	425				
800 CPL IND PLANT CHAP 90/94	27	147	105	EXPORTS	4 806 068	2 306 831	1 610 532
812 PLUMBNG, SANITRY, EQPT. ETC	207	272	190				
813 LIGHTNG FIXTURES ETC. NES	187	615	434	001 LIVE ANIMALS	121	1 857	1 296
821 FURNITURE, CUSHIONS, ETC.	284	217	149	011 BOVINE MEAT	7 390	2 023	1 417
831 TRUNK, SUIT-CASES, BAG, ETC	9	157	108	012 OTHER MEAT, MEAT OFFAL	285	73	49
841 MENS, BOYS CLOTHNG, X-KNIT	20	478	335	017 MEAT, OFFL. PRPD, PRSVD, NES	1 063	724	500
842 WOMEN, GIRL CLOTHNG, XKNIT	18	1 111	774	022 MILK AND CREAM	33 821	5 981	4 196
844 WOMEN, GIRLS CLOTHNG, KNIT	21	215	151	023 BUTTER, OTHER FAT OF MILK	1 891	530	417
845 OTHR. TEXTILE APPAREL, NES	21	396	269	024 CHEESE AND CURD	3 804	2 349	1 634

7 IMPORTS AND EXPORTS (SPECIAL TRADE) BY COUNTRIES OF PRODUCTION AND CONSUMPTION AND BY GROUPS OF THE SITC-REV. III 1995

GROUP DESCRIPTION	DT = 100 KG	1 000 DM	1 000 \$	GROUP DESCRIPTION	DT = 100 KG	1 000 DM	1 000 \$
025 EGGS,BIRDS,YOLKS,ALBUMIN	4 919	2 514	1 761	694 NAILS,SCREWS,NUTS,ETC.	3 934	4 736	3 296
037 FISH ETC.PRPD,PRSD,NES	225	280	189	695 TOOLS	5 755	18 455	12 882
048 CEREAL PREPARATIONS	12 009	5 149	3 588	696 CUTLERY	3 514	14 801	10 344
056 VEGETABLES,PRPD,PRSD,NES	1 995	857	599	697 HOUSEHOLD EQUIPMENT,NES	3 240	4 714	3 290
057 FRUIT,NUTS EXCL.OIL NUTS	65	95	66	699 MANUFACTS.BASE METAL,NES	34 780	25 314	17 785
058 FRUIT,PRESERVED,PREPARED	524	258	179	700 CPL IND PLANT (84/85/87)	19 530	135 988	95 358
061 SUGARS,MOLASSES,HONEY	1 632 310	85 103	59 289	711 STEAM GENER. BOILERS,ETC.	302	736	502
062 SUGAR CONFECTIONERY	1 241	880	619	712 STEAM TURBINES	96	1 631	1 118
071 COFFEE,COFFEE SUBSTITUTE	790	990	690	713 INTRNL COMBUS PSTN ENGIN	6 339	29 661	20 697
073 CHOCOLATE,OTH.COCCA PREP	1 916	1 328	921	714 ENGINES,MOTORS NON-ELECT	1 335	52 894	37 106
075 SPICES	71	92	63	716 ROTATING ELECTRIC PLANT	4 084	9 619	6 773
081 ANIMAL FEED STUFF	4 237	667	468	718 OTH.POWR.GENRTNG.MACHNRY	840	5 074	3 549
091 MARGARINE AND SHORTENING	3 678	650	455	721 AGRIC.MACHINES,EX.TRACTR	3 446	2 763	1 939
098 EDIBLE PROD.PREPTNS,NES	8 151	5 185	3 621	722 TRACTORS	48	181	124
111 NON-ALCOHOL.BEVERAGE,NES	4 805	677	473	723 CIVIL ENGINEERING EQUIPT	43 620	33 201	23 244
112 ALCOHOLIC BEVERAGES	13 850	2 297	1 607	724 TEXTILE,LEATHER MACHINES	2 042	8 321	5 812
122 TOBACCO, MANUFACTURED	5 336	9 662	6 754	725 PAPER,PULP MILL MACHINES	958	7 386	5 173
232 SYNTHETIC RUBBER, ETC.	11 016	2 066	1 445	726 PRINTING,BOOKBINDNG MACHS	5 404	22 147	15 477
246 WOOD IN CHIPS, PARTICLES	4 263	71	51	727 FOOD-PROCESS.MCH.NON DOM	613	1 726	1 231
248 WOOD, SIMPLY WORKED	936	141	91	728 OTH.MACH,PTS,SPCL INDUST	27 468	49 356	34 453
266 SYNTHETIC FIBRES	3 515	1 774	1 229	731 METAL REMOVAL WORK TOOLS	2 118	3 233	2 261
267 OTHER MAN-MADE FIBRES	132	50	35	733 MACH-TOOLS,METAL-WORKING	1 369	3 454	2 446
268 WOOL, OTHER ANIMAL HAIR	1 079	1 136	783	735 PARTS,NES,FOR MACH-TOOLS	558	978	688
269 WORN CLOTHING,TEXTL.ARTL	18	53	35	737 METALWORKING MACHNRY NES	365	1 129	782
273 STONE, SAND AND GRAVEL	4 491	114	79	741 HEATING,COOLING EQUIP,PART	5 674	20 701	14 486
277 NATURAL ABRASIVES, NES	433	61	43	742 PUMPS FOR LIQUIDS,PARTS	11 245	47 334	33 102
278 OTHER CRUDE MINERALS	24 188	504	351	743 PUMPS NES,CENTRIFUGS ETC	9 650	30 969	21 553
285 ALUMINIUM ORE,CONCTR.ETC	3 047	260	185	744 MECHANICAL HANDLING EQUIP	37 917	32 790	22 672
288 NON-FERROUS WASTE,SCRAP	14 379	3 321	2 288	745 OTH.NONELEC MCH,TOOL,NES	6 010	29 565	20 836
292 CRUDE VEG.MATERIALS, NES	73	96	67	746 BALL OR ROLLER BEARINGS	5 778	8 815	6 182
322 BRIQUETTES,LIGNITE,PEAT	30 886	561	389	747 TAPS,COCKS,VALVES,ETC.	13 423	41 978	29 364
334 PETROLEUM PRODUCTS	285 276	9 210	6 081	748 TRANSMISSIONS SHAFTS ETC	2 970	13 754	9 564
335 RESIDUAL PETROL,PRODUCTS	6 154	459	322	749 NON-ELECT MACH.PARTS,ETC	3 508	15 452	10 846
431 ANIMAL,VEG.FATS,OILS,NES	1 428	313	217	751 OFFICE MACHINES	576	1 712	1 193
511 HYDROCARBONS,NES,DERIVTS	13 955	1 701	1 178	752 AUTOMATC.DATA PROC.EQUIP	962	16 584	11 589
512 ALCOHOL,PHENOL,ETC.DERIV	5 851	1 790	1 251	753 PARTS,FOR OFFICE MACHINS	62	1 406	979
513 CARBOXYLIC ACIDS,DERIVTS	7 971	1 758	1 216	761 TELEVISION RECEIVERS ETC	721	2 113	1 480
514 NITROGEN-FUNCT.COMPOUNDS	8 008	3 528	2 460	762 RADIO-BROADCAST RECEIVER	84	998	691
515 ORGANO-INORGANIC COMPNDS	252	411	281	763 SOUND RECORDER,PHONOGRPH	20	335	230
516 OTHER ORGANIC CHEMICALS	2 546	1 682	1 175	764 TELECOMM.EQUIP.PARTS NES	3 889	70 539	49 611
522 INORGANIC CHEM.ELEMENTS	16 625	3 371	2 330	771 ELECT POWER MACHNY,PARTS	14 589	12 890	9 004
523 METAL.SALTS,INORGAN.ACID	24 374	2 413	1 686	772 ELEC. SWITCH,RELAY,CIRCUIT	12 356	78 974	55 352
524 OTHER CHEMICAL COMPOUNDS	27	105	73	773 ELECTR.DISTRIBT.EQPT NES	38 390	19 390	13 471
531 SYNTH.COLOURS,LAKES,ETC.	1 966	3 547	2 480	774 ELECTRO-MEDCL.XRAY EQUIP	183	3 697	2 528
533 PIGMENTS, PAINTS, ETC.	18 836	12 748	8 927	775 DOM.ELEC, NON-ELEC. EQUIPT	14 366	38 032	26 632
541 MEDICINES,ETC.EXC.GRP542	492	4 760	3 330	776 TRANSISTORS, VALVES,ETC.	245	5 192	3 582
542 MEDICAMENTS	6 486	23 278	16 278	778 ELECTRIC.MACH. APPART.NES	10 272	31 637	22 077
551 ESSENTL.OIL,PERFUME,FLAVR	645	1 471	1 032	781 PASS.MOTOR VEHCLS.EX.BUS	85 551	275 851	191 855
553 PERFUMERY,COSMETICS,ETC.	22 607	33 974	23 689	782 GOODS,SPCL TRANSPORT VEH	81 430	73 409	51 292
554 SOAP,CLEANERS,POLISH,ETC.	23 127	8 606	6 047	783 ROAD MOTOR VEHICLES NES	23 335	19 427	13 456
562 FERTILIZER,EXCEPT GRP272	51 602	2 298	1 579	784 PARTS,TRACTORS,MOTOR VEH	31 415	71 702	50 164
571 POLYMERS OF ETHYLENE	19 213	2 621	1 830	785 CYCLES,MOTORCYCLES ETC.	870	354	246
572 POLYMERS OF STYRENE	5 497	1 087	763	786 TRAILERS,SEMI-TRAIL,ETC	12 612	7 393	5 168
573 POLYMERS,VINYL CHLORIDE	4 749	1 009	718	792 AIRCRAFT,ASSTOCTD.EQUIPNT	156	19 204	13 475
574 POLYACETAL,POLYCARBONATE	46 376	13 670	9 512	793 SHIP,BOAT,FLOAT,STRUCTRS	2 178	392	279
575 OTH.PLASTIC,PRIMARY FORM	55 051	19 846	13 667	800 CPL IND PLANT CHAP 90/94	1 785	22 549	15 451
581 PLASTIC TUBE,PIPE,HOSE	1 963	2 814	1 968	811 PREFABRICATED BUILDINGS	136	636	451
582 PLASTIC PLATE,SHEETS,ETC	11 002	8 993	6 299	812 PLUMBNG,SANITRY,EQPT.ETC	3 866	3 151	2 205
583 MONOFILAMENT OF PLASTICS	2 029	2 014	1 411	813 LIGHTING FIXTURES ETC.NES	6 418	16 387	11 453
591 INSECTICIDES, ETC.	2 566	2 932	2 046	821 FURNITURE,CUSHIONS,ETC.	8 791	9 469	6 635
592 STARCHES,INULIN,ETC.	19 839	3 137	2 189	831 TRUNK,SUIT-CASES,BAG,ETC	136	1 826	1 281
593 EXPLOSIVES,PYROTECHNICS	36	141	97	841 MENS,BOYS CLOTHING,X-KNIT	914	4 583	3 226
597 PREPRD ADDITIVES,LIQUIDS	9 709	3 826	2 580	842 WOMEN,GIRL CLOTHING,XKNIT	197	4 326	3 004
598 MISC.CHEMICAL PRDTS,NES	43 017	10 734	7 490	843 MENS,BOYS CLOTHING,KNIT	27	202	141
600 CPL IND PLANT CHAP 69-76	6 823	5 281	3 699	844 WOMEN,GIRLS CLOTHING,KNIT	55	833	569
611 LEATHER	22	164	113	845 OTHR.TEXTILE APPAREL,NES	202	2 568	1 786
612 MANUFACT. LEATHER ETC.NES	22	169	117	846 CLOTHING ACCESSRS,FABRIC	290	969	673
621 MATERIALS OF RUBBER	4 442	4 014	2 806	848 CLOTHING,NONXTL;HEADGEAR	141	700	489
625 RUBBER TYRES,TUBES,ETC.	6 971	5 029	3 503	851 FOOTWEAR	1 548	4 303	2 996
629 ARTICLES OF RUBBER, NES	3 585	8 532	5 960	871 OPTICAL INSTRUMENTS,NES	47	2 608	1 815
634 VENEERS, PLYWOOD, ETC.	4 860	1 910	1 333	872 MEDICAL INSTRUMENTS NES	709	11 057	7 666
636 WOOD MANUFACTURES, NES	4 465	1 494	1 048	873 METERS,COUNTERS,NES	117	757	528
641 PAPER AND PAPERBOARD	260 966	35 232	24 583	874 MEASURE,CONTROL INSTRMNT	1 437	31 681	22 045
642 PAPER,PAPERBOARD,CUT ETC	47 084	14 356	10 058	881 PHOTOGRAPH APPAR.ETC.NES	259	3 091	2 157
651 TEXTILE YARN	2 049	1 841	1 294	882 PHOTO.CINEMATOGRPH.SUPPL	11 631	12 601	8 813
652 COTTON FABRICS, WOVEN	1 178	4 099	2 895	884 OPTICAL GOODS NES	18	1 730	1 196
653 FABRICS,MAN-MADE FIBRES	1 285	4 179	2 909	885 WATCHES AND CLOCKS	52	3 909	2 715
654 OTH.TEXTILE FABRIC,WOVEN	655	997	690	891 ARMS AND AMMUNITION	528	2 131	1 495
655 KNIT,CROCHET,FABRIC NES	754	2 870	2 028	892 PRINTED MATTER	1 759	2 306	1 597
656 TULLE,LACE,EMBROIDRY,ETC	16	225	153	893 ARTICLES,NES,OF PLASTICS	10 419	11 173	7 812
657 SPECIAL YARN,TEXTL.FABRIC	8 681	7 134	4 995	894 BABY CARRIAGE,TOYS,GAMES	1 413	2 702	1 891
658 TEXTILE ARTICLES NES	794	2 484	1 742	895 OFFICE,STATIONERY SUPPLS	3 435	10 275	7 210
659 FLOOR COVERINGS, ETC.	760	1 288	900	896 WORKS OF ART,ANTIQUE ETC	7	1 025	728
661 LIME,CEMENT,CONSTR.MATRL	23 983	506	355	897 GOLD,SILVERWARE,JEWEL NES	25	17 412	12 137
662 CLAY,REFRCTR.CONSTR.MATRL	94 864	9 354	6 524	898 MUSICAL INSTRUMENTS,ETC.	1 153	5 430	3 799
663 MINERAL MANUFACTURES,NES	13 414	6 547	4 581	899 MISC MANUFCTRD GOODS NES	2 531	5 702	3 964
664 GLASS	4 459	2 365	1 650	941 COMPL IND PLANT CHAPT 99	3 710	3 474	2 453
665 GLASSWARE	25 412	5 772	4 051	971 GOLD,NONMONTY EXCL ORES	16	29 143	20 123
666 POTTERY	1 330	2 131	1 509				
667 PEARLS,PRECIOUS STONES	3	1 833	1 270	OMAN			
671 PIG IRON,SPIEGELEISN,ETC	9 425	331	234				
672 INGOTS ETC.IRON OR STEEL	733	85	60	IMPORTS	8 688	9 467	6 669
673 FLAT-ROLLED IRON ETC.	285 674	18 375	12 802				
674 FLAT-ROLLED PLATED IRON	96 719	10 698	7 503	034 FISH,FRESH,CHILLED,FROZN	3 791	1 410	978
675 FLAT-ROLLED, ALLOY STEEL	19 503	3 143	2 217	036 CRUSTACEANS,MOLLUSCS ETC	29	81	58
676 IRON,STL.BAR,SHAPES ETC.	48 646	3 726	2 619	291 CRUDE ANIMAL MATERLS,NES	22	112	79
677 RAILWAY TRACK, IRON,STEEL	2 813	223	159	541 MEDICINES,ETC.EXC.GRP542	8	69	49
678 WIRE OF IRON OR STEEL	596	212	145	684 ALUMINIUM	580	280	196
679 TUBES,PIPES,ETC.IRON,STL	547 460	73 987	51 850	713 INTRNL COMBUS PSTN ENGIN	107	124	88
681 SILVER,PLATINUM,ETC.	7	159	109	743 PUMPS NES,CENTRIFUGS ETC	17	173	119
682 COPPER	3 586	2 955	2 075	748 TRANSMISSIONS SHAFTS ETC	16	45	33
683 NICKEL	662	1 995	1 340	764 TELECOMM.EQUIP.PARTS NES	5	181	127
684 ALUMINIUM	16 210	7 878	5 512	778 ELECTRIC.MACH. APPART.NES	241	301	208
685 LEAD	531	153	109	821 FURNITURE,CUSHIONS,ETC.	1 188	803	578
686 ZINC	1 049	260	184				
691 METALLIC STRUCTURES NES	27 417	19 697	13 804	EXPORTS	356 515	285 394	199 291
692 CONTAINERS,STORAGE,TRNSP	9 074	4 737	3 360				
693 WIRE PRODUCTS EXCL.ELECT	2 534	1 696	1 175	001 LIVE ANIMALS	69	314	209

7 IMPORTS AND EXPORTS (SPECIAL TRADE) BY COUNTRIES OF PRODUCTION AND CONSUMPTION AND BY GROUPS OF THE SITC-REV. III 1995

GROUP DESCRIPTION	DT = 100 KG	1 000 DM	1 000 \$	GROUP DESCRIPTION	DT = 100 KG	1 000 DM	1 000 \$
017 MEAT, OFFL. PRPD, PRSD, NES	76	55	38	771 ELECT POWER MACHNY. PARTS	127	377	255
022 MILK AND CREAM	20 227	3 131	2 195	772 ELEC. SWITCH. RELAY. CIRCUIT	1 160	5 307	3 845
025 EGGS, BIRDS, YOLKS, ALBUMIN	445	90	62	773 ELECTR DISTRIB. EQPT NES	629	794	549
048 CEREAL PREPARATIONS	1 692	639	452	774 ELECTRO-MEDCL. XRAY EQUIP	40	958	676
057 FRUIT, NUTS EXCL. OIL NUTS	90	49	34	775 DOM. ELEC. NON-ELEC. EQUIPT	605	1 738	1 194
061 SUGARS, MOLASSES, HONEY	106 151	5 852	4 122	776 TRANSISTORS, VALVES, ETC.	2	259	182
062 SUGAR CONFECTIONERY	68	44	33	778 ELECTRIC. MACH. APPART. NES	2 226	5 497	3 839
071 COFFEE, COFFEE SUBSTITUTE	122	180	128	781 PASS. MOTOR VEHCLS. EX. BUS	20 762	68 911	48 308
073 CHOCOLATE, OTH. COCOA PREP	79	46	30	782 GOODS, SPCL TRANSPORT VEH	16 986	23 104	16 192
081 ANIMAL FEED STUFF	3 161	274	193	783 ROAD MOTOR VEHICLES NES	3 806	4 660	3 218
091 MARGARINE AND SHORTENING	1 962	269	189	784 PARTS, TRACTORS, MOTOR VEH	2 464	7 785	5 414
098 EDIBLE PROD. PREPRTNS, NES	1 189	1 309	915	786 TRAILERS, SEMI-TRAILR, ETC	507	508	355
111 NON-ALCOHOL. BEVERAGE, NES	233	44	30	792 AIRCRAFT, ASSOCTD. EQUIPNT		264	185
112 ALCOHOLIC BEVERAGES	9 376	1 057	740	811 PREFABRICATED BUILDINGS	25	151	98
122 TOBACCO, MANUFACTURED	309	554	382	812 PLUMBING, SANITRY, EQPT. ETC	266	260	183
232 SYNTHETIC RUBBER, ETC.	4 024	406	285	813 LIGHTING FIXTURES ETC. NES	420	1 729	1 201
272 FERTILIZERS, CRUDE	600	66	47	821 FURNITURE, CUSHIONS, ETC.	844	756	527
322 BRIQUETTES, LIGNITE, PEAT	22 949	408	285	831 TRUNK, SUIT-CASES, BAG, ETC	7	66	46
334 PETROLEUM PRODUCTS	550	196	138	842 WOMEN, GIRL CLOTHNG, XKNIT	1	115	73
335 RESIDUAL PETROL. PRODUCTS	800	76	52	845 OTHR. TEXTILE APPAREL, NES	2	63	43
511 HYDROCARBONS, NES, DERIVTS	187	43	32	846 CLOTHING ACCESSRS, FABRIC	4	101	71
512 ALCOHOL, PHENOL, ETC. DERIV	173	60	42	848 CLOTHING, NONXTL; HEADGEAR	15	63	45
513 CARBOXYLIC ACIDS, DERIVTS	588	127	86	851 FOOTWEAR	170	849	592
514 NITROGEN-FUNCT. COMPOUNDS	5 300	1 697	1 191	871 OPTICAL INSTRUMENTS, NES	7	298	206
515 ORGANO-INORGANIC COMPNDS	4	103	72	872 MEDICAL INSTRUMENTS NES	267	1 547	1 089
516 OTHER ORGANIC CHEMICALS	514	466	323	873 METERS, COUNTERS, NES	18	160	112
522 INORGANIC CHEM. ELEMENTS	1 323	290	203	874 MEASURE, CONTROL INSTRMNT	144	3 619	2 521
523 METAL. SALTS, INORGAN. ACID	2 652	406	287	881 PHOTOGRAPH APPAR. ETC. NES	20	146	99
524 OTHER CHEMICAL COMPOUNDS		81	58	882 PHOTO. CINEMATOGRPH. SUPPL	89	120	84
531 SYNTH. COLOURS, LAKES, ETC.	50	209	147	884 OPTICAL GOODS NES		234	163
533 PIGMENTS, PAINTS, ETC.	2 306	1 110	768	885 WATCHES AND CLOCKS	3	221	154
541 MEDICINES, ETC. EXC. GRP542	2 928	13 602	9 480	892 PRINTED MATTER	413	1 615	1 106
542 MEDICAMENTS	5 816	6 139	4 260	893 ARTICLES, NES, OF PLASTICS	762	1 097	762
551 ESSNTL. OIL, PERFUME, FLAVR	51	189	129	894 BABY CARRIAGE, TOYS, GAMES	62	108	74
553 PERFUMERY, COSMETICS, ETC.	5 384	6 546	4 541	895 OFFICE, STATIONERY SUPPLS	81	355	247
554 SOAP, CLEANERS, POLISH, ETC	1 849	794	552	897 GOLD, SILVERWARE, JEWEL NES		197	138
562 FERTILIZER, EXCEPT GRP272	5 776	302	210	898 MUSICAL INSTRUMENTS, ETC.	20	93	66
572 POLYMERS OF STYRENE	5 816	1 212	844	899 MISC MANUFCTRD GOODS NES	86	286	199
574 POLYACETAL, POLYCARBONATE	1 721	424	295	971 GOLD, NONMONTRY EXCL ORES		186	129
575 OTH. PLASTIC, PRIMARY FORM	1 082	350	246				
581 PLASTIC TUBE, PIPE, HOSE	171	502	347	YEMEN			
582 PLASTIC PLATE, SHEETS, ETC	896	484	337	IMPORTS	1 575	988	693
583 MONOFILAMENT OF PLASTICS	201	218	151				
591 INSECTICIDES, ETC.	789	859	593	288 NON-FERROUS WASTE, SCRAP	829	206	143
592 STARCHES, INULIN, ETC.	533	492	342	292 CRUDE VEG. MATERIALS, NES	607	263	186
593 EXPLOSIVES, PYROTECHNICS	43	224	157	726 PRINTNG, BOOKBINDNG MACHS	19	79	54
597 PREPRD ADDITIVES, LIQUIDS	7 739	3 766	2 641				
598 MISC. CHEMICAL PRODS. NES	2 115	2 322	1 623	EXPORTS	830 447	113 482	79 561
621 MATERIALS OF RUBBER	386	619	432				
625 RUBBER TYRES, TUBES, ETC.	641	628	437	024 CHEESE AND CURD	204	125	88
629 ARTICLES OF RUBBER, NES	175	523	366	041 WHEAT, MESLIN, UNMILLED	539 800	9 599	6 860
634 VENEERS, PLYWOOD, ETC.	169	186	127	048 CEREAL PREPARATIONS	224	90	62
641 PAPER AND PAPERBOARD	26 668	3 615	2 536	061 SUGARS, MOLASSES, HONEY	90 260	4 507	3 175
642 PAPER, PAPERBOARD, CUT ETC	1 932	1 223	854	088 EDIBLE PROD. PREPRTNS, NES	127	377	261
651 TEXTILE YARN	535	378	258	231 NATURAL RUBBER, ETC.	158	51	34
653 FABRICS, MAN-MADE FBRES	18	50	35	232 SYNTHETIC RUBBER, ETC.	158	51	37
656 TULLE, LACE, EMBROIDRY, ETC	8	50	36	267 OTHER MAN-MADE FBRES	1 690	979	694
667 SPECIAL YARN, TXTL. FABRIC	543	450	306	269 WORN CLOTHING, TEXTL. ARTL	2 040	308	214
668 TEXTILE ARTICLES NES	52	123	90	273 STONE, SAND AND GRAVEL	1 322	44	32
682 CLAY, REFRCT. CONSTR. MATRL	4 643	809	562	334 PETROLEUM PRODUCTS	329	72	44
683 MINERAL MANUFACTURES, NES	505	289	201	431 ANIMAL, VEG. FATS, OILS, NES	500	92	65
684 GLASS	276	125	85	512 ALCOHOL, PHENOL, ETC. DERIV	541	139	94
685 GLASSWARE	345	438	305	513 CARBOXYLIC ACIDS, DERIVTS	877	237	170
686 POTTERY	60	211	146	514 NITROGEN-FUNCT. COMPOUNDS	4 736	1 730	1 194
673 FLAT-ROLLED IRON ETC.	1 800	170	118	522 INORGANIC CHEM. ELEMENTS	2 022	269	191
674 FLAT-ROLLED PLATED IRON	781	76	51	523 METAL. SALTS, INORGAN. ACID	260	65	43
676 IRON, STL. BAR, SHAPES ETC.	3 142	278	197	531 SYNTH. COLOURS, LAKES, ETC.	50	372	259
678 WIRE OF IRON OR STEEL	85	53	37	533 PIGMENTS, PAINTS, ETC.	2 547	961	671
679 TUBES, PIPES, ETC. IRON, STL	7 851	1 670	1 176	541 MEDICINES, ETC. EXC. GRP542	45	717	504
682 COPPER	372	352	245	542 MEDICAMENTS	617	3 100	2 162
684 ALUMINIUM	305	422	293	551 ESSNTL. OIL, PERFUME, FLAVR	361	748	521
691 METALLIC STRUCTURES NES	192	184	127	553 PERFUMERY, COSMETICS, ETC.	1 009	889	614
692 CONTAINERS, STORAGE, TRNSP	89	70	49	554 SOAP, CLEANERS, POLISH, ETC	2 053	484	336
693 WIRE PRODUCTS EXCL. ELECT	66	85	59	574 POLYACETAL, POLYCARBONATE	3 307	752	526
694 NAILS, SCREWS, NUTS, ETC.	198	379	263	575 OTH. PLASTIC, PRIMARY FORM	378	81	55
695 TOOLS	264	807	552	581 PLASTIC TUBE, PIPE, HOSE	121	66	47
696 CUTLERY	45	240	165	582 PLASTIC PLATE, SHEETS, ETC	296	232	164
697 HOUSEHOLD EQUIPMENT, NES	154	255	182	591 INSECTICIDES, ETC.	2 219	1 791	1 266
699 MANUFACT. BASE METAL, NES	1 247	1 792	1 246	592 STARCHES, INULIN, ETC.	2 238	1 711	1 20
700 CPL IND PLANT (84/85/87)	102	573	405	593 EXPLOSIVES, PYROTECHNICS	1 511	1 603	1 133
711 STEAM GENER. BOILERS, ETC.	283	564	393	598 MISC. CHEMICAL PRODS. NES	2 316	866	611
712 STEAM TURBINES	18	874	596	621 MATERIALS OF RUBBER	20	43	30
713 INTRNL COMBUS PSTN ENGIN	1 924	9 553	6 643	629 ARTICLES OF RUBBER, NES	77	363	255
714 ENGINES, MOTORS NON-ELECT	3	609	424	641 PAPER AND PAPERBOARD	56 347	7 562	5 289
716 ROTATING ELECTRIC PLANT	351	1 071	753	642 PAPER, PAPERBOARD, CUT ETC	1 021	353	244
718 OTH. POWR. GENRTNG. MACHNRY	15	113	78	657 SPECIAL YARN, TXTL. FABRIC	94	115	81
721 AGRIC. MACHINES, EX. TRACTR	187	299	210	658 TEXTILE ARTICLES NES	158	143	102
723 CIVIL ENGINEERING EQUIPT	1 807	1 981	1 385	662 CLAY, REFRCT. CONSTR. MATRL	3 887	387	278
724 TEXTILE, LEATHER MACHINES	16	159	112	663 MINERAL MANUFACTURES, NES	156	180	122
725 PAPER, PULP MILL MACHINES	118	978	695	664 GLASS	441	175	120
726 PRINTNG, BOOKBINDNG MACHS	223	505	356	665 GLASSWARE	33	55	37
727 FOOD-PROCESS. MCH. NON DOM	905	8 051	5 774	674 FLAT-ROLLED PLATED IRON	70 918	8 821	6 240
728 OTH. MACH. PTS, SPCL INDUST	2 188	3 921	2 723	676 IRON, STL. BAR, SHAPES ETC.	3 493	283	196
735 PARTS, NES, FOR MACH-TOOLS	22	114	81	678 WIRE OF IRON OR STEEL	552	76	55
737 METALWORKING MACHNRY NES	916	500	353	679 TUBES, PIPES, ETC. IRON, STL	2 622	690	487
741 HEATING, COOLING EQUIP, PART	860	2 637	1 878	682 COPPER	412	291	208
742 PUMPS FOR LIQUIDS, PARTS	678	5 088	3 565	684 ALUMINIUM	132	160	109
743 PUMPS NES, CENTRIFUGS ETC	364	2 896	1 981	691 METALLIC STRUCTURES NES	374	227	165
744 MECHANICAL HANDLING EQUIP	1 589	2 210	1 534	692 CONTAINERS, STORAGE, TRNSP	241	398	274
745 OTH. NON-ELEC MCH. TOOL, NES	415	2 522	1 767	693 WIRE PRODUCTS EXCL. ELECT	267	139	94
746 BALL OR ROLLER BEARINGS	20	193	133	694 NAILS, SCREWS, NUTS, ETC.	30	143	97
747 TAPS, COCKS, VALVES, ETC.	1 709	6 081	4 266	695 TOOLS	336	1 364	959
748 TRANSMISSIONS SHAFTS ETC	352	1 426	994	699 MANUFACT. BASE METAL, NES	661	738	510
749 NON-ELECT MACH. PARTS, ETC	187	1 286	897	711 STEAM GENER. BOILERS, ETC.	123	169	118
751 OFFICE MACHINES	106	971	688	713 INTRNL COMBUS PSTN ENGIN	544	2 028	1 422
752 AUTOMATC. DATA PROC. EQUIP	68	1 362	953	714 ENGINES, MOTORS NON-ELECT	13	130	92
759 PARTS, FOR OFFICE MACHINS	9	261	183	716 ROTATING ELECTRIC PLANT	355	778	546
764 TELECOMM. EQUIP. PARTS NES	668	13 234	9 137				

7 IMPORTS AND EXPORTS (SPECIAL TRADE) BY COUNTRIES OF PRODUCTION AND CONSUMPTION AND BY GROUPS OF THE SITC-REV. III 1995

GROUP DESCRIPTION	DT = 100 KG	1 000 DM	1 000 \$	GROUP DESCRIPTION	DT = 100 KG	1 000 DM	1 000 \$
723 CIVIL ENGINEERING EQUIPT	263	732	510	PAKISTAN			
724 TEXTILE, LEATHER MACHINES	4	86	80				
726 PRINTING, BOOKBINDING MACHS	223	1 433	1 019	IMPORTS	2 196 015	909 119	634 358
727 FOOD-PROCESS. MCH. NON DOM	329	391	274				
728 OTH. MACH. PTS, SPCL INDUST	273	1 956	1 381	001 LIVE ANIMALS	10	100	87
731 METAL REMOVAL WORK TOOLS	114	594	418	034 FISH, FRESH, CHILLED, FROZEN	1 592	1 129	794
733 MACH-TOOLS, METAL-WORKING	128	423	297	036 CRUSTACEANS, MOLLUSCS ETC	3 026	1 220	1 207
735 PARTS, NES, FOR MACH-TOOLS	11	153	107	042 RICE	3 781	370	256
737 METALWORKING MACHNRY NES	17	128	90	056 VEGETABLES, PRPD, PRSVD, NES	93	772	544
741 HEATING, COOLING EQUIP. PART	214	628	430	057 FRUIT, NUTS EXCL. OIL NUTS	14 004	5 815	4 088
742 PUMPS FOR LIQUIDS, PARTS	175	1 396	977	058 FRUIT, PRESERVED, PREPARED	482	2 01	83
743 PUMPS NES, CENTRIFUGS ETC	192	959	662	059 FRUIT, VEGETABLE JUICES	11 017	121	1 417
744 MECHANICAL HANDLING EQUIP	724	1 302	923	061 SUGARS, MOLASSES, HONEY	1 309 240	16 175	11 504
745 OTH. NONELEC MCH, TOOL, NES	1 095	4 549	3 218	062 SUGAR CONFECTIONERY	581	246	172
746 BALL OR ROLLER BEARINGS	89	226	160	074 TEA AND MATE	56	126	88
747 TAPS, COCKS, VALVES, ETC.	360	1 340	918	075 SPICES	182	77	51
748 TRANSMISSIONS SHAFTS ETC	19	138	93	081 ANIMAL FEED STUFF	26 298	384	258
749 NON-ELECT MACH. PARTS, ETC	17	248	171	223 OILSEED(OTH.FIX.VEG.OIL)	972	76	54
751 OFFICE MACHINES	34	103	75	263 COTTON	16 912	3 445	2 407
752 AUTOMATC. DATA PROC. EQUIP	44	566	392	268 WOOL, OTHER ANIMAL HAIR	3 081	725	504
761 TELEVISION RECEIVERS ETC	13	63	42	269 WORN CLOTHING, TEXTL. ARTL	1 531	463	326
764 TELECOMM. EQUIP. PARTS NES	12	292	207	288 NON-FERROUS WASTE, SCRAP	201	64	45
771 ELECT POWER MACHNRY, PARTS	4	162	117	291 CRUDE ANIMAL MATERLS, NES	2 876	12 884	8 875
772 ELEC. SWITCH, RELAY, CIRCUIT	78	644	448	292 CRUDE VEG. MATERIALS, NES	43 262	5 106	3 570
773 ELECTR. DISTRIBUT. EQUIP NES	88	195	137	325 COKE, SEMI-COKE, RET. CARBN	182 509	1 994	1 435
774 ELECTRO-MEDCL. XRAY EQUIP	111	1 590	1 120	512 ALCOHOL, PHENOL, ETC. DERIV	7 364	680	479
775 DOM. ELEC. NON-ELEC. EQUIPT	123	491	343	592 STARCHES, INULIN, ETC.	2 375	1 970	1 365
778 ELECTRIC MACH. APPART. NES	566	2 268	1 582	611 LEATHER	6 978	41 984	29 333
781 PASS. MOTOR VEHCLS. EX. BUS	2 051	4 791	3 345	612 MANUFACT. LEATHER ETC. NES	148	308	215
782 GOODS, SPCL. TRANSPORT VEH	1 140	1 728	1 237	635 WOOD MANUFACTURES, NES	122	83	58
783 ROAD MOTOR VEHICLES NES	897	1 85	123	651 TEXTILE YARN	20 514	11 729	8 209
784 PARTS, TRACTORS, MOTOR VEH	1 937	1 796	1 248	652 COTTON FABRICS, WOVEN	45 903	36 283	25 358
786 TRAILERS, SEMI-TRAILER, ETC	82	84	58	653 FABRICS, MAN-MADE FIBRES	18 169	13 734	9 622
792 AIRCRAFT, ASSOC'D. EQUIPNT	1	112	77	655 KNIT, CROCHET, FABRIC NES	2 232	1 432	1 001
811 PREFABRICATED BUILDINGS	979	400	268	656 TULLE, LACE, EMBROIDRY, ETC	1 315	1 226	859
812 PLUMBING, SANITRY, EQUIP. ETC	121	125	85	657 SPECIAL YARN, TEXTL. FABRIC	205	87	61
813 LIGHTING FIXTURES ETC. NES	172	429	293	658 TEXTILE ARTICLES NES	139 467	140 725	98 011
821 FURNITURE, CUSHIONS, ETC.	480	667	471	659 FLOOR COVERINGS, ETC.	10 650	36 819	25 630
872 MEDICAL INSTRUMENTS NES	40	1 040	724	661 LIME, CEMENT, CONSTR. MATRL	417	230	161
873 METERS, COUNTERS, NES	469	285	197	663 MINERAL MANUFACTURES, NES	494	84	57
874 MEASURE, CONTROL INSTRMNT	266	5 107	3 592	665 GLASSWARE	1 156	712	500
881 PHOTOGRAPH APPAR. ETC. NES	12	71	50	666 POTTERY	131	75	52
882 PHOTO. CINEMATOGRAF. SUPPL	230	614	430	667 PEARLS, PRECIOUS STONES	396	3 626	2 538
891 ARMS AND AMMUNITION	360	652	467	678 WIRE OF IRON OR STEEL	631	190	135
892 PRINTED MATTER	2 105	9 464	6 574	693 WIRE PRODUCTS EXCL. ELECT	12 736	2 064	1 435
893 ARTICLES, NES, OF PLASTICS	588	656	467	695 TOOLS	141	641	445
899 MISC MANUFACTRD GOODS NES	65	1 010	712	696 CUTLERY	2 501	4 843	3 388
				697 HOUSEHOLD EQUIPMENT, NES	536	661	461
AFGHANISTAN				699 MANUFACTS. BASE METAL, NES	286	429	301
IMPORTS	12 617	12 114	8 438	712 STEAM TURBINES	28	275	194
212 FURSKINS, RAW	92	655	442	714 ENGINES, MOTORS NON-ELECT	4	117	82
222 OILSEED(SFT.FIX VEG.OIL)	337	45	30	742 PUMPS FOR LIQUIDS, PARTS	20	45	33
263 COTTON	4 719	1 199	851	747 TAPS, COCKS, VALVES, ETC.	16	143	101
268 WOOL, OTHER ANIMAL HAIR	74	775	532	764 TELECOMM. EQUIP. PARTS NES	8	234	163
652 COTTON FABRICS, WOVEN	1 380	373	260	781 PASS. MOTOR VEHCLS. EX. BUS	52	105	74
659 FLOOR COVERINGS, ETC.	4 188	8 026	5 584	792 AIRCRAFT, ASSOC'D. EQUIPNT		135	95
666 POTTERY	1	83	58	813 LIGHTING FIXTURES ETC. NES	242	194	134
667 PEARLS, PRECIOUS STONES	13	360	258	821 FURNITURE, CUSHIONS, ETC.	1 509	776	544
831 TRUNK, SUIT-CASES, BAG, ETC	55	137	98	831 TRUNK, SUIT-CASES, BAG, ETC	17 704	17 436	12 209
841 MENS, BOYS CLOTHING, X-KNIT	16	66	46	841 MENS, BOYS CLOTHING, X-KNIT	50 504	79 624	55 377
				842 WOMEN, GIRL CLOTHING, X-KNIT	20 928	34 253	23 837
				843 MENS, BOYS CLOTHING, KNIT	14 191	20 693	14 468
				844 WOMEN, GIRLS CLOTHING, KNIT	45 099	63 137	44 075
EXPORTS	155 592	24 001	16 658	845 OTHR. TEXTILE APPAREL, NES	51 774	81 784	56 982
043 BARLEY, UNMILLED	37 580	529	374	846 CLOTHING ACCESSRS, FABRIC	24 244	25 289	17 656
046 MEAL, FLOUR OF WHEAT, MSLN	50 000	1 785	1 165	848 CLOTHING, NONTEXTL; HEADGEAR	32 516	137 976	96 202
061 SUGARS, MOLASSES, HONEY	30 500	1 621	1 152	851 FOOTWEAR	10 291	22 128	15 413
098 EDIBLE PROD. PREPRTNS, NES	117	166	119	872 MEDICAL INSTRUMENTS NES	2 714	20 856	14 584
122 TOBACCO, MANUFACTURED	4 178	6 250	4 366	874 MEASURE, CONTROL INSTRMNT	6	109	73
269 WORN CLOTHING, TEXTL. ARTL	1 804	157	110	892 PRINTED MATTER	62	85	55
334 PETROLEUM PRODUCTS	5 841	877	603	893 ARTICLES, NES, OF PLASTICS	27	56	40
511 HYDROCARBONS, NES, DERIVTS	18	43	31	894 BABY CARRIAGE, TOYS, GAMES	24 656	44 561	31 153
541 MEDICINES, ETC. EXC. GRP542	54	135	94	895 OFFICE, STATIONERY SUPPLS	147	173	119
542 MEDICAMENTS	20	173	115	897 GOLD, SILVERWARE, JEWEL NES	101	426	293
553 PERFUMERY, COSMETICS, ETC.	10 347	6 150	4 259	898 MUSICAL INSTRUMENTS, ETC.	204	335	230
554 SOAP, CLEANERS, POLISH, ETC	1 836	677	475	899 MISC MANUFACTRD GOODS NES	38	65	44
581 PLASTIC TUBE, PIPE, HOSE	251	98	69	EXPORTS	1 927 827	1 056 910	739 988
597 PREPRD ADDITIVES, LIQUIDS	958	320	220	001 LIVE ANIMALS	117	601	423
621 MATERIALS OF RUBBER	150	210	148	024 CHEESE AND CURD	235	176	120
625 RUBBER TYRES, TUBES, ETC.	1 153	265	185	061 SUGARS, MOLASSES, HONEY	19 251	1 760	1 227
641 PAPER AND PAPERBOARD	655	48	34	081 ANIMAL FEED STUFF	40	85	59
652 COTTON FABRICS, WOVEN	42	45	31	098 EDIBLE PROD. PREPRTNS, NES	120	138	96
663 MINERAL MANUFACTURES, NES	503	146	46	211 HIDES, SKINS(EX.FURS), RAW	1 570	207	147
665 GLASSWARE	89	67	64	232 SYNTHETIC RUBBER, ETC.	14 842	3 781	2 636
674 FLAT-ROLLED PLATED IRON	1 980	95	63	248 WOOD, SIMPLY WORKED	2 147	149	105
675 FLAT-ROLLED, ALLOY STEEL	197	87	35	251 PULP AND WASTE PAPER	627	106	75
695 TOOLS	7	53	333	263 COTTON	1 575	496	331
696 CUTLERY	238	463	35	266 SYNTHETIC FIBRES	15 808	4 836	3 419
724 TEXTILE, LEATHER MACHINES	5	50	43	267 OTHER MAN-MADE FIBRES	6 991	2 986	2 105
742 PUMPS FOR LIQUIDS, PARTS	6	60	73	289 WORN CLOTHING, TEXTL. ARTL	91 653	7 431	5 211
743 PUMPS NES, CENTRIFUGS ETC	179	105	66	273 STONE, SAND AND GRAVEL	2 491	110	78
745 OTH. NONELEC MCH, TOOL, NES	7	91	32	278 OTHER CRUDE MINERALS	27 504	783	548
749 NON-ELECT MACH. PARTS, ETC	2	46	109	285 ALUMINIUM ORE, CONCTR. ETC	1 046	106	75
764 TELECOMM. EQUIP. PARTS NES	361	164	192	287 ORE, CONCENTR. BASE METALS	695	90	63
773 ELECTR. DISTRIBUT. EQUIP NES	296	272	80	288 NON-FERROUS WASTE, SCRAP	4 241	379	268
778 ELECTRIC MACH. APPART. NES	16	124	123	292 CRUDE VEG. MATERIALS, NES	456	601	416
781 PASS. MOTOR VEHCLS. EX. BUS	101	173	308	334 PETROLEUM PRODUCTS	6 658	2 195	1 544
782 GOODS, SPCL. TRANSPORT VEH	3 416	447	61	335 RESIDUAL PETROL. PRODUCTS	2 925	423	298
783 ROAD MOTOR VEHICLES NES	523	88	516	421 FIXED VEG. FAT, OILS, SOFT	9 966	1 364	963
784 PARTS, TRACTORS, MOTOR VEH	383	740	44	431 ANIMAL, VEG. FATS, OILS, NES	2 537	692	488
851 FOOTWEAR	6	63	88	511 HYDROCARBONS, NES, DERIVTS	1 607	401	285
872 MEDICAL INSTRUMENTS NES	3	128	177	512 ALCOHOL, PHENOL, ETC. DERIV	36 849	6 883	4 918
874 MEASURE, CONTROL INSTRMNT	4	250	56	513 CARBOXYLIC ACIDS, DERIVTS	53 240	10 667	7 419
899 MISC MANUFACTRD GOODS NES	70	79		514 NITROGEN-FUNCT. COMPOUNDS	19 120	8 611	6 011
				515 ORGANIC-INORGANIC COMPOUNDS	5 090	26 982	18 880
				516 OTHER ORGANIC CHEMICALS	19 390	16 491	11 571

7 IMPORTS AND EXPORTS (SPECIAL TRADE) BY COUNTRIES OF PRODUCTION AND CONSUMPTION AND BY GROUPS OF THE SITC-REV. III 1995

GROUP DESCRIPTION	DT = 100 KG	1 000 DM	1 000 \$	GROUP DESCRIPTION	DT = 100 KG	1 000 DM	1 000 \$
522 INORGANIC CHEM.ELEMENTS	16 209	4 638	3 252	783 ROAD MOTOR VEHICLES NES	320	64	46
523 METAL.SALTS,INORGAN.ACID	30 508	3 400	2 387	784 PARTS,TRACTORS,MOTOR VEH	1 110	2 488	1 730
524 OTHER CHEMICAL COMPOUNDS	7	97	66	786 TRAILERS,SEMI-TRAILER,ETC	3 051	1 202	826
525 RADIO-ACTIVE MATERIALS	2	53	38	791 RAILWAY VEHICLES.EQUIPNT	475	2 038	1 435
531 SYNTH.COLOURS,LAKES,ETC.	12 077	26 295	18 463	792 AIRCRAFT,ASSTOCT.EQUIPNT	16	2 382	1 644
532 DYEING,TANNING MATERIALS	56 547	9 846	6 919	793 SHIP,BOAT,FLOAT.STRUCTRS	2	132	93
533 PIGMENTS, PAINTS, ETC.	13 225	5 991	4 202	800 CPL IND PLANT CHAP 90/94	236	4 430	3 098
541 MEDICINES,ETC.EXC.GRPS42	1 758	20 700	14 437	813 LIGHTING FIXTURES ETC,NES	3 037	3 474	2 419
542 MEDICAMENTS	7 778	36 747	25 800	821 FURNITURE,CUSHIONS,ETC.	195	350	245
551 ESSNTL.OIL,PERFUME,FLAVR	1 025	2 879	2 006	831 TRUNK,SUIT-CASES,BAG,ETC	54	54	37
553 PERFUMERY,COSMETICS,ETC.	394	635	445	841 MENS,BDYS CLOTHING,X-KNIT	14	70	47
554 SOAP,CLEANERS,POLISH,ETC	26 860	7 430	5 236	845 OTHR.TEXTILE APPAREL,NES	35	190	130
562 FERTILIZER,EXCEPT GRP272	1 011	122	84	846 CLOTHING ACCESSRS,FABRIC	4	74	51
571 POLYMERS OF ETHYLENE	30 101	4 784	3 350	848 CLOTHING,NONTXTL;HEADGEAR	63	271	189
572 POLYMERS OF STYRENE	4 545	1 099	768	851 FOOTWEAR	702	597	422
573 POLYMERS,VINYL CHLORIDE	6 146	2 144	1 509	871 OPTICAL INSTRUMENTS,NES	18	709	502
574 POLYACETAL,POLYCARBONATE	10 851	3 730	2 611	872 MEDICAL INSTRUMENTS NES	1 483	11 078	7 727
575 OTH.PLASTIC,PRIMARY FORM	40 557	13 672	9 611	873 METERS,COUNTERS,NES	49	562	388
579 PLASTIC WASTE, SCRAP ETC	10 360	501	347	874 MEASURE,CONTROL INSTRMNT	913	20 325	14 227
581 PLASTIC TUBE,PIPE,HOSE	402	1 108	761	881 PHOTOGRAPH APPAR.ETC,NES	132	1 607	1 118
582 PLASTIC PLATE,SHEETS,ETC	8 453	4 887	3 394	882 PHOTO.CINEMATOGRPH.SUPPL	5 039	8 203	5 774
591 INSECTICIDES, ETC.	6 765	6 151	4 307	884 OPTICAL GOODS NES		220	156
592 STARCHES, INULIN, ETC.	5 117	2 604	1 817	891 ARMS AND AMMUNITION	306	574	398
593 EXPLOSIVES, PYROTECHNICS	151	375	271	892 PRINTED MATTER	311	943	664
597 PREPRED ADDITIVES,LIQUIDS	35 849	8 784	6 192	899 ARTICLES,NES,OF PLASTICS	2 240	1 933	1 320
598 MISC.CHEMICAL PROOTS,NES	38 255	16 625	11 651	894 BABY CARRIAGE, TOYS,GAMES	95	298	208
600 CPL IND PLANT CHAP 69-76	17 736	37 096	26 153	895 OFFICE,STATIONERY SUPPLS	1 227	2 719	1 910
621 MATERIALS OF RUBBER	1 250	1 507	1 036	897 GOLD,SILVERWARE,JEWEL NES		466	334
625 RUBBER TYRES,TUBES,ETC.	669	424	296	898 MUSICAL INSTRUMENTS,ETC.	10	2 037	1 443
629 ARTICLES OF RUBBER,NES	2 569	2 134	1 493	899 MISC MANUFCTRD GOODS NES	185	861	608
634 VENEERS, PLYWOOD, ETC.	289	135	96	941 COMPL IND PLANT CHAPT 99	5 038	5 486	3 794
635 WOOD MANUFACTURES, NES	2 117	540	377	971 GOLD,NONMONTY EXCL ORES		47	33
641 PAPER AND PAPERBOARD	99 016	13 651	9 570				
642 PAPER,PAPERBOARD,CUT ETC	2 593	966	676	INDIA			
651 TEXTILE YARN	11 444	4 395	3 073	IMPORTS	5 881 144	3 604 374	2 516 258
652 COTTON FABRICS, WOVEN	270	309	218				
653 FABRICS,MAN-MADE FIBRES	211	438	296				
654 OTH.TEXTILE FABRIC,WOVEN	13	59	43	034 FISH,FRESH,CHILLED,FROZN	564	273	195
655 KNIT,CROCHET,FABRIC NES	75	130	92	036 CRUSTACEANS,MOLLUSCS ETC	16 418	12 093	8 402
656 TULLE,LACE,EMBROIDRY,ETC	37	146	98	037 FISH ETC.PREPD,PRSD,NES	2 415	2 626	1 837
657 SPECIAL YARN,TXTL.FABRIC	548	2 321	1 630	042 RICE	33 963	5 063	3 526
658 TEXTILE ARTICLES NES	111	161	112	048 CEREAL PREPARATIONS	247	56	36
659 FLOOR COVERINGS, ETC.	127	59	38	054 VEGETABLES	7 745	1 239	867
661 LIME,CEMENT,CONSTR.MATRL	35 100	589	416	056 VEGETABLES,PRPD,PRSD,NES	22 935	9 098	6 371
662 CLAY,REFRCT.CONSTR.MATRL	76 875	7 538	5 341	057 FRUIT,NUTS EXCL.OIL NUTS	104 568	73 431	51 185
663 MINERAL MANUFACTURES,NES	8 024	5 320	3 667	058 FRUIT,PRESERVED,PREPARED	29 922	4 679	3 266
664 GLASS	4 531	1 589	1 114	059 FRUIT, VEGETABLE JUICES	379	81	57
665 GLASSWARE	398	721	507	061 SUGARS,MOLASSES,HONEY	98 743	1 300	898
666 POTTERY	20	176	127	071 COFFEE,COFFEE SUBSTITUTE	56 418	26 040	18 133
667 PEARLS,PRECIOUS STONES		440	308	074 TEA AND MATE	85 363	71 879	50 203
671 PIG IRON,SPIEGELEISN,ETC	1 036	165	118	075 SPICES	21 705	5 440	3 786
673 FLAT-ROLLED IRON ETC.	290 205	18 077	12 640	081 ANIMAL FEED STUFF	13 278	296	201
674 FLAT-ROLLED PLATED IRON	359 291	20 351	14 302	098 EDIBLE PROD.PREPRNTS,NES	1 587	270	189
675 FLAT-ROLLED, ALLOY STEEL	23 239	6 368	4 489	112 ALCOHOLIC BEVERAGES	170	52	36
676 IRON,STL.BAR,SHAPES ETC.	52 268	5 930	4 034	121 TOBACCO, UNMANUFACTURED	27 341	10 014	6 993
679 TUBES,PIPES,ETC.IRON,STL	10 697	3 748	2 647	222 OILSEED(SFT.FIX VEG.OIL)	63 143	10 161	7 172
681 SILVER,PLATINUM,ETC.	5	109	76	223 OILSEED(OTH.FIX VEG.OIL)	117 557	8 459	5 959
682 COPPER	2 723	1 911	1 339	231 NATURAL RUBBER, ETC.	576	124	88
683 NICKEL	83	929	641	232 SYNTHETIC RUBBER, ETC.	3 218	278	190
684 ALUMINIUM	10 235	7 645	5 350	248 WOOD, SIMPLY WORKED	538	70	48
691 METALLIC STRUCTURES NES	1 417	950	668	261 SILK	882	857	591
692 CONTAINERS,STORAGE,TRANSP	2 810	299	211	263 COTTON	51 513	9 632	6 687
693 WIRE PRODUCTS EXCL.ELECT	2 260	894	624	264 JUTE,OTH.TEXTL.BAST FIBR	2 077	487	338
694 NAILS,SCREWS,NUTS,ETC.	260	473	317	265 VEGETABLE TEXTILE FIBRES	6 221	472	325
695 TOOLS	544	1 841	1 293	266 SYNTHETIC FIBRES	3 993	1 262	878
696 CUTLERY	63	220	154	267 OTHER MAN-MADE FIBRES	842	176	120
697 HOUSEHOLD EQUIPMENT,NES	33	123	85	269 WORN CLOTHING,TEXTL.ARTL	3 330	1 311	919
699 MANUFACTS.BASE METAL,NES	1 885	3 622	2 533	273 STONE, SAND AND GRAVEL	655 473	27 273	19 131
700 CPL IND PLANT (84/85/87)	25 132	102 560	71 613	274 SULPHUR,UNRSTD.IRON PYRS	798	204	143
711 STEAM GENER. BOILERS,ETC.	1 960	3 370	2 376	277 NATURAL ABRASIVES, NES	4 101	190	133
712 STEAM TURBINES	418	2 295	1 586	278 OTHER CRUDE MINERALS	273 400	7 193	5 028
713 INTRNL COMBUS PSTN ENGIN	534	4 495	3 129	287 ORE,CONCENTR.BASE METALS	146 768	2 086	1 487
714 ENGINES,MOTORS NON-ELECT	52	3 296	2 323	289 PREC.METAL ORES,CONCTRSTS		102	73
716 ROTATING ELECTRIC PLANT	9 288	24 804	17 439	291 CRUDE ANIMAL MATERLS,NES	53 526	4 203	2 944
718 OTH.POWR.GENRT'Y.MACHNRY	471	1 661	1 189	292 CRUDE VEG.MATERIALS, NES	256 617	42 835	29 996
721 AGRIC.MACHINES,EX,TRACTR	220	249	174	333 PETROLEUM OILS, CRUDE	211 340	5 542	3 957
723 CIVIL ENGINEERING EQUIPT	8 005	7 999	5 427	334 PETROLEUM PRODUCTS	248 661	5 536	3 914
724 TEXTILE,LEATHER MACHINES	46 166	88 480	62 398	422 FIXED VEG.FAT,OILS,OTHER	214 135	25 751	18 112
725 PAPER,PULP MILL MACHINES	2 808	2 952	2 086	431 ANIMAL,VEG.FATS,OILS,NES	13 668	3 293	2 260
726 PRINTING,BOOKBINDING MACHS	892	4 422	3 104	511 HYDROCARBONS,NES,DERIVTS	9 297	2 566	1 806
727 FOOD-PROCESS.MCH.NON DOM	160	351	273	512 ALCOHOL,PHENOL,ETC.DERIV	5 100	5 295	3 699
728 OTH.MACH,PTS,SPCL INDUST	10 164	33 151	23 033	513 CARBOXYLIC ACIDS,DERIVTS	12 378	4 354	3 034
731 METAL REMOVAL WORK TOOLS	2 252	3 865	2 704	514 NITROGEN-FUNCT.COMPOUNDS	45 164	38 408	26 846
733 MACH-TOOLS,METAL-WORKING	1 160	1 835	1 297	515 ORGANO-INDORGANIC COMPNDS	33 347	35 025	24 382
735 PARTS,NES,FOR MACH-TOOLS	136	754	528	516 OTHER ORGANIC CHEMICALS	10 237	11 947	8 289
737 METALWORKING MACHNRY NES	55	275	195	522 INORGANIC CHEM.ELEMENTS	49 702	6 216	4 343
741 HEATING,COOLING EQUIP,PART	3 492	8 770	6 068	523 METAL.SALTS,INORGAN.ACID	14 853	3 077	2 167
742 PUMPS FOR LIQUIDS,PARTS	1 744	5 807	4 098	524 OTHER CHEMICAL COMPOUNDS	3 765	5 491	3 808
743 PUMPS NES,CENTRIFUGS ETC	4 270	13 494	9 491	531 SYNTH.COLOURS,LAKES,ETC.	21 230	30 175	21 145
744 MECHANICAL HANDLING EQUIP	2 671	4 039	2 829	532 DYEING,TANNING MATERIALS	608	1 335	935
745 OTH.NONELEC MCH,TOOL,NES	3 866	7 362	5 061	533 PIGMENTS, PAINTS, ETC.	514	682	471
746 BALL OR ROLLER BEARINGS	1 305	3 402	2 384	541 MEDICINES,ETC.EXC.GRPS42	3 968	20 843	14 573
747 TAPS,COCKS,VALVES,ETC.	814	4 068	2 790	542 MEDICAMENTS	478	1 611	1 120
748 TRANSMISSIONS SHAFTS ETC	3 274	7 665	5 319	551 ESSNTL.OIL,PERFUME,FLAVR	1 868	3 748	2 620
749 NON-ELECT MACH.PARTS,ETC	685	4 275	2 945	553 PERFUMERY,COSMETICS,ETC.	825	1 142	799
751 OFFICE MACHINES	79	554	394	572 POLYMERS OF STYRENE	663	110	76
752 AUTOMATC.DATA PROC.EQUIP	214	3 029	2 082	574 POLYACETAL,POLYCARBONATE	447	123	88
759 PARTS,FOR OFFICE MACHINS	10	251	175	575 OTH.PLASTIC,PRIMARY FORM	4 007	1 743	1 220
764 TELECOMM.EQUIP,PARTS NES	4 342	66 093	46 356	581 PLASTIC TUBE,PIPE,HOSE	10	77	55
771 ELECT POWER MACHNRY,PARTS	2 457	7 284	5 130	582 PLASTIC PLATE,SHEETS,ETC	8 285	4 725	3 305
772 ELEC.SWITCH,RELAY,CIRCUIT	10 001	66 267	46 812	591 INSECTICIDES, ETC.	601	295	204
773 ELECTR.DISTRIBT.EQPT NES	2 119	3 560	2 523	592 STARCHES, INULIN, ETC.	566	107	78
774 ELECTRO-MEDCL.XRAY EQUIP	173	3 660	2 547	593 EXPLOSIVES, PYROTECHNICS	85	81	55
775 DOM.ELEC, NON-ELEC. EQUIPT	520	1 313	929	598 MISC.CHEMICAL PROOTS,NES	42 142	4 808	3 401
776 TRANSISTORS, VALVES, ETC.	3	710	485	611 LEATHER	13 087	52 856	36 921
778 ELECTRIC.MACH.APART,NES	2 003	10 562	7 365	612 MANUFACT.LEATHER ETC,NES	6 241	14 461	10 119
781 PASS.MOTOR VEHCLS.EX.BUS	3 291	14 936	10 459	621 MATERIALS OF RUBBER	644	436	307
782 GOODS,SPCL TRANSPORT VEH	5 100	11 476	7 612	625 RUBBER TYRES,TUBES,ETC.	12 588	3 990	2 787

7 IMPORTS AND EXPORTS (SPECIAL TRADE) BY COUNTRIES OF PRODUCTION AND CONSUMPTION AND BY GROUPS OF THE SITC-REV. III 1995

GROUP DESCRIPTION	DT = 100 KG	1 000 DM	1 000 \$	GROUP DESCRIPTION	DT = 100 KG	1 000 DM	1 000 \$
629 ARTICLES OF RUBBER, NES	4 851	3 375	2 350	EXPORTS	13 880 991	4 573 572	3 194 361
634 VENEERS, PLYWOOD, ETC.	544	1 945	99				
635 WOOD MANUFACTURES, NES	4 800	3 083	2 167	022 MILK AND CREAM	3 020	1 034	735
641 PAPER AND PAPERBOARD	819	250	174	025 EGGS, BIRDS, YOLKS, ALBUMIN	8	93	66
642 PAPER, PAPERBOARD, CUT ETC	870	753	519	054 VEGETABLES	511	508	354
651 TEXTILE YARN	124 673	61 066	42 687	061 SUGARS, MOLASSES, HONEY	8 129	634	434
652 COTTON FABRICS, WOVEN	68 044	49 270	34 353	073 CHOCOLATE, OTH. COCOA PREP	152	172	119
653 FABRICS, MAN-MADE FIBRES	2 137	3 780	2 625	081 ANIMAL FEED STUFF	210	404	283
654 OTH. TEXTILE FABRIC, WOVEN	28 368	28 845	20 119	098 EDIBLE PROD. PREPRTNS, NES	197	189	133
655 KNIT, CROCHET, FABRIC NES	543	455	320	112 ALCOHOLIC BEVERAGES	1 924	1 119	778
656 TULLE, LACE, EMBROIDRY, ETC	371	3 731	2 613	211 HIDES, SKINS (EX. FURS), RAW	9 299	2 841	1 973
657 SPECIAL YARN, TXTL. FABRIC	6 295	3 093	2 151	232 SYNTHETIC RUBBER, ETC.	61 259	13 715	9 538
658 TEXTILE ARTICLES NES	132 716	160 097	111 760	247 WOOD ROUGH, ROUGH SQUARED	1 404	86	61
659 FLOOR COVERINGS, ETC.	297 316	327 015	228 253	248 WOOD, SIMPLY WORKED	963	135	95
661 LIME, CEMENT, CONSTR. MATRL	535 346	41 512	29 094	251 PULP AND WASTE PAPER	102 234	3 183	2 189
662 CLAY, REFRCT. CONSTR. MATRL	863	301	211	263 COTTON	5 206	2 227	1 528
663 MINERAL MANUFACTURES, NES	2 874	2 149	1 499	266 SYNTHETIC FIBRES	10 366	3 067	2 141
664 GLASS	1 714	440	301	267 OTHER MAN-MADE FIBRES	10 050	3 319	2 323
665 GLASSWARE	22 485	14 765	10 336	268 WOOL, OTHER ANIMAL HAIR	2 092	3 000	2 094
666 POTTERY	3 302	1 968	1 386	269 WORN CLOTHING, TEXTL. ARTL	41 617	3 294	2 315
667 PEARLS, PRECIOUS STONES	940	79 279	55 371	273 STONE, SAND AND GRAVEL	2 734	75	52
671 PIG IRON, SPIEGELEISN, ETC	117 958	13 223	9 177	274 SULPHUR, UNRSTD. IRON PYRS	5 760	1 133	779
672 INGOTS ETC. IRON OR STEEL	262 715	21 995	15 159	277 NATURAL ABRASIVES, NES	50	5 612	3 913
673 FLAT-ROLLED IRON ETC.	7 877	540	385	278 OTHER CRUDE MINERALS	35 053	666	461
675 FLAT-ROLLED, ALLOY STEEL	2 480	742	531	282 FERROUS WASTE AND SCRAP	469 738	9 823	6 622
676 IRON, STL. BAR, SHAPES ETC.	203 447	34 945	24 562	285 ALUMINIUM ORE, CONSTR. ETC	12 271	1 495	1 036
678 WIRE OF IRON OR STEEL	16 110	7 883	5 551	288 NON-FERROUS WASTE, SCRAP	54 837	9 674	6 767
679 TUBES, PIPES, ETC. IRON, STL	14 599	3 774	2 666	291 CRUDE ANIMAL MATERLS, NES	347	213	150
682 COPPER	1 695	860	596	292 CRUDE VEG. MATERIALS, NES	1 485	1 110	771
684 ALUMINIUM	19 464	6 992	4 927	334 PETROLEUM PRODUCTS	206 911	18 028	12 723
691 METALLIC STRUCTURES NES	1 076	404	280	335 RESIDUAL PETROL. PRODUCTS	151 025	14 356	9 842
692 CONTAINERS, STORAGE, TRNSP	377	345	241	411 ANIMAL OILS AND FATS	45	173	121
693 WIRE PRODUCTS EXCL. ELECT	3 858	716	506	421 FIXED VEG. FAT, OILS, SOFT	120 126	11 275	7 827
694 NAILS, SCREWS, NUTS, ETC.	29 432	12 042	8 437	431 ANIMAL, VEG. FATS, OILS, NES	2 678	587	415
695 TOOLS	38 137	26 783	18 711	511 HYDROCARBONS, NES, DERIVTS	61 800	7 474	5 214
696 CUTLERY	360	565	400	512 ALCOHOL, PHENOL, ETC. DERIV	110 788	27 401	19 157
697 HOUSEHOLD EQUIPMENT, NES	36 544	43 324	30 358	513 CARBOXYLIC ACIDS, DERIVTS	117 972	30 410	21 141
699 MANUFACTS. BASE METAL, NES	18 309	11 373	7 976	514 NITROGEN-FUNCT. COMPOUNDS	73 934	54 971	38 420
713 INTRNL COMBUS PSTN ENGIN	9 022	7 701	5 380	515 ORGANO-INORGANIC COMPNDS	28 482	36 155	25 291
714 ENGINES, MOTORS NON-ELECT	322	41 337	28 700	516 OTHER ORGANIC CHEMICALS	15 445	18 633	13 041
716 ROTATING ELECTRIC PLANT	708	1 708	1 197	522 INORGANIC CHEM. ELEMENTS	72 572	22 059	15 362
718 OTH. POWR. GENRTNG. MACHNRY	10	434	302	523 METAL, SALTS, INORGAN. ACID	49 662	8 338	5 802
721 AGRIC. MACHINES, EX. TRACTR	217	167	116	524 OTHER CHEMICAL COMPOUNDS	4 694	5 473	3 814
723 CIVIL ENGINEERING EQUIPT	244	246	169	525 RADIO-ACTIVE MATERIALS	25	315	221
724 TEXTILE, LEATHER MACHINES	3 890	8 387	5 874	531 SYNTH. COLOURS, LAKES, ETC.	4 745	16 686	11 668
725 PAPER, PULP, MILL MACHINES	258	358	251	532 DYEING, TANNING MATERIALS	5 261	1 540	1 073
726 PRINTNG, BOOKBINDNG MACHS	116	297	205	533 PIGMENTS, PAINTS, ETC.	18 250	12 330	8 623
728 OTH. MACH. PTS. SPCL INDUST	1 122	1 654	1 150	541 MEDICINES, ETC. EXC. GRP542	6 105	45 913	32 001
731 METAL REMOVAL WORK TOOLS	359	488	346	542 MEDICAMENTS	3 064	14 953	10 462
733 MACH-TOOLS, METAL-WORKING	89	209	138	551 ESSNTL. OIL, PERFUME, FLAVR	796	2 311	1 609
735 PARTS, NES, FOR MACH-TOOLS	835	2 446	1 703	553 PERFUMERY, COSMETICS, ETC.	71	662	459
737 METALWORKING MACHNRY NES	472	511	360	554 SOAP, CLEANERS, POLISH, ETC	23 315	7 969	5 557
741 HEATING, COOLNG EQUIP, PART	446	2 484	1 745	562 FERTILIZER, EXCEPT GRP272	5 605 807	69 668	48 656
742 PUMPS FOR LIQUIDS, PARTS	7 179	22 317	15 606	571 POLYMERS OF ETHYLENE	254 793	35 813	25 093
743 PUMPS NES, CENTRIFUGS ETC	4 267	7 024	4 940	572 POLYMERS OF STYRENE	5 132	1 686	1 182
744 MECHANICAL HANDLING EQUIP	2 160	1 359	969	573 POLYMERS, VINYL CHLORIDE	64 267	9 756	6 781
745 OTH. NONELEC MCH, TOOL, NES	7 159	550	384	574 POLYACETAL, POLYCARBONATE	37 737	17 175	11 972
746 BALL OR ROLLER BEARINGS	134	2 851	1 996	575 OTH. PLASTIC, PRIMARY FORM	98 812	27 880	19 435
747 TAPS, COCKS, VALVES, ETC.	3 801	5 095	3 575	579 PLASTIC WASTE, SCRAP ETC	37 693	1 348	933
748 TRANSMISSIONS SHAFTS ETC	11 929	6 127	4 288	581 PLASTIC TUBE, PIPE, HOSE	1 785	4 844	3 391
749 NON-ELECT MACH. PARTS, ETC	1 151	1 712	1 192	582 PLASTIC PLATE, SHEETS, ETC	19 502	15 297	10 721
751 OFFICE MACHINES	238	182	130	583 MONOFILAMENT OF PLASTICS	277	508	352
752 AUTOMATC. DATA PROC. EQUIP	75	1 257	878	591 INSECTICIDES, ETC.	1 052	1 151	804
759 PARTS, FOR OFFICE MACHINS	235	354	246	592 STARCHES, INULIN, ETC.	1 440	919	635
761 TELEVISION RECEIVERS ETC	10 503	16 167	11 303	593 EXPLOSIVES, PYROTECHNICS	15	88	61
763 SOUND RECORDER, PHONOGRPH	79	93	65	597 PREPRD ADDITIVES, LIQUIDS	34 949	13 208	9 232
764 TELECOMM. EQUIP. PARTS NES	1 205	1 985	1 391	598 MISC. CHEMICAL PRODTS, NES	140 185	43 025	30 067
771 ELECT POWER MACHNY. PARTS	2 026	3 138	2 193	600 CPL. INDL PLANT CHAP 69-76	8 304	28 736	20 265
772 ELEC. SWITCH, RELAY, CIRCUIT	1 572	8 734	6 123	611 LEATHER	2 536	8 490	5 966
773 ELECTR. DISTRIBUT. EOPT NES	464	673	468	612 MANUFACT. LEATHER ETC. NES	6	73	51
774 ELECTRO-MEDCL. XRAY EQUIP	25	582	404	613 FURSKINS, TANNED, DRESSED	127	563	392
775 DOM. ELEC. NON-ELEC. EQUIPT	42	109	75	621 MATERIALS OF RUBBER	1 658	2 292	1 584
776 TRANSISTORS, VALVES, ETC.	195	2 349	1 620	625 RUBBER TYRES, TUBES, ETC.	187	176	122
778 ELECTRIC. MACH. APPART. NES	14 863	15 666	10 852	629 ARTICLES OF RUBBER, NES	2 098	5 631	3 944
781 PASS. MOTOR VEHCLS. EX. BUS	13 588	17 858	12 489	634 VENEERS, PLYWOOD, ETC.	761	686	489
784 PARTS, TRACTORS, MOTOR VEH	30 750	6 499	4 551	635 WOOD MANUFACTURES, NES	586	112	77
785 CYCLES, MOTORCYCLES ETC.	26 746	15 112	10 604	641 PAPER AND PAPERBOARD	222 719	35 545	24 859
786 TRAILERS, SEMI-TRAILER, ETC	698	330	233	642 PAPER, PAPERBOARD, CUT ETC	8 592	3 899	2 731
792 AIRCRAFT, ASSOCTD. EQUIPNT	5	2 880	1 988	651 TEXTILE YARN	9 024	8 743	6 124
813 LIGHTING FIXTURES ETC. NES	24 418	27 064	18 964	652 COTTON FABRICS, WOVEN	1 378	3 734	2 608
821 FURNITURE, CUSHIONS, ETC.	6 867	11 177	7 808	653 FABRICS, MAN-MADE FIBRES	1 296	4 069	2 830
831 TRUNK, SUIT-CASES, BAG, ETC	42 066	166 051	116 010	654 OTH. TEXTILE FABRIC, WOVEN	1 549	2 032	1 431
841 MENS, BOYS CLOTHING, X-KNIT	94 039	273 358	190 288	655 KNIT, CROCHET, FABRIC NES	535	1 636	1 149
842 WOMEN, GIRL CLOTHING, XKNIT	86 210	354 468	248 299	656 TULLE, LACE, EMBROIDRY, ETC	256	2 320	1 621
843 MENS, BOYS CLOTHING, KNIT	19 419	43 324	30 395	657 SPECIAL YARN, TXTL. FABRIC	4 969	15 434	10 782
844 WOMEN, GIRLS CLOTHING, KNIT	25 814	54 906	38 331	658 TEXTILE ARTICLES NES	182	177	123
845 OTH. TEXTILE APPAREL, NES	74 346	176 572	123 023	661 LIME, CEMENT, CONSTR. MATRL	149	52	35
846 CLOTHING ACCESSRS, FABRIC	9 401	51 273	35 748	662 CLAY, REFRCT. CONSTR. MATRL	93 330	9 531	6 656
848 CLOTHING, NONTXTL; HEADGEAR	62 302	303 099	210 960	663 MINERAL MANUFACTURES, NES	15 849	14 335	10 031
851 FOOTWEAR	58 220	214 764	149 187	664 GLASS	10 172	10 546	7 358
871 OPTICAL INSTRUMENTS, NES	20	234	205	665 GLASSWARE	3 741	4 579	3 214
872 MEDICAL INSTRUMENTS NES	416	1 240	866	666 POTTERY	32	197	138
873 METERS, COUNTERS, NES	13	83	56	667 PEARLS, PRECIOUS STONES	374	4 307	3 003
874 MEASURE, CONTROL INSTRMNT	841	9 336	6 560	671 PIG IRON, SPIEGELEISN, ETC	6 307	1 618	1 128
881 PHOTOGRAPH APPAR. ETC. NES	16	260	181	672 INGOTS ETC. IRON OR STEEL	68 677	13 369	9 286
882 PHOTO. CINEMATOGRPH. SUPPL	30	74	50	673 FLAT-ROLLED IRON ETC.	2 491 801	185 702	129 751
884 OPTICAL GOODS NES	101	695	485	674 FLAT-ROLLED PLATED IRON	309 957	25 057	17 538
885 WATCHES AND CLOCKS	76	174	124	675 FLAT-ROLLED, ALLOY STEEL	545 936	103 156	71 937
891 ARMS AND AMMUNITION	123	404	282	676 IRON, STL. BAR, SHAPES ETC.	230 775	20 484	14 408
892 PRINTED MATTER	472	1 290	897	677 RAILWAY TRACK IRON, STEEL	1 513	628	418
893 ARTICLES, NES, OF PLASTICS	10 788	4 104	2 864	678 WIRE OF IRON OR STEEL	4 343	4 222	2 954
894 BABY CARRIAGE, TOYS, GAMES	10 059	11 751	8 211	679 TUBES, PIPES, ETC. IRON, STL	112 398	47 004	32 201
895 OFFICE, STATIONERY SUPPLS	2 946	9 532	6 710	681 SILVER, PLATINUM, ETC.	26	1 266	880
896 WORKS OF ART, ANTIQUE ETC	153	1 291	888	682 COPPER	34 183	23 202	16 434
897 GOLD, SILVERWARE, JEWEL NES	1 807	36 319	25 323	683 NICKEL	2 236	4 616	3 236
898 MUSICAL INSTRUMENTS, ETC.	3 518	2 960	2 063	684 ALUMINIUM	32 030	12 968	8 976
899 MISC MANUFACTRD GOODS NES	10 073	10 536	7 369	685 LEAD	48	73	50
				686 ZINC	825	224	155

7 IMPORTS AND EXPORTS (SPECIAL TRADE) BY COUNTRIES OF PRODUCTION AND CONSUMPTION AND BY GROUPS OF THE SITC-REV. III 1995

GROUP DESCRIPTION	DT = 100 KG	1 000 DM	1 000 \$	GROUP DESCRIPTION	DT = 100 KG	1 000 DM	1 000 \$
687 TIN	42	145	101	696 CUTLERY	51	57	41
689 MISC. NON-FERR. BASE METAL	427	4 445	3 084	776 TRANSISTORS, VALVES, ETC.		124	86
691 METALLIC STRUCTURES, NES	7 834	7 309	5 085	785 CYCLES, MOTORCYCLES, ETC.	118	96	68
692 CONTAINERS, STORAGE, TRNSP	11 834	5 076	3 486	831 TRUNK, SUIT-CASES, BAG, ETC	123	136	97
693 WIRE PRODUCTS EXCL. ELECT	6 411	3 252	2 262	841 MENS, BOYS CLOTHING, X-KNIT	141 557	242 658	169 364
694 NAILS, SCREWS, NUTS, ETC.	2 354	5 707	3 987	842 WOMEN, GIRL CLOTHING, X-KNIT	19 999	44 854	31 279
695 TOOLS	5 046	24 375	17 076	843 MENS, BOYS CLOTHING, KNIT	8 512	14 393	10 069
696 CUTLERY	13	111	76	844 WOMEN, GIRLS CLOTHING, KNIT	6 859	9 827	6 851
697 HOUSEHOLD EQUIPMENT, NES	83	199	136	845 OTHR. TEXTILE APPAREL, NES	125 302	191 042	133 936
699 MANUFACTS. BASE METAL, NES	14 905	21 474	14 878	846 CLOTHING ACCESSRS, FABRIC	1 535	2 090	1 468
700 CPL IND PLANT (84/85/87)	115 329	291 385	202 380	848 CLOTHING, NONTXLT; HEADGEAR	257	731	502
711 STEAM GENER. BOILERS, ETC.	206	966	670	851 FOOTWEAR	1 377	2 043	1 403
712 STEAM TURBINES	9 890	43 793	30 917	892 PRINTED MATTER	16	73	50
713 INTRNL COMBUS PSTN ENGIN	5 281	25 825	18 092	893 ARTICLES, NES, OF PLASTICS	3 065	817	570
714 ENGINES, MOTORS NON-ELECT	6 692	59 828	41 401	894 BABY CARRIAGE, TOYS, GAMES	191	547	390
716 ROTATING ELECTRIC PLANT	29 830	78 284	55 046	899 MISC MANUFCTRD GOODS NES	406	334	229
718 OTH. POWR. GENRTNG. MACHNRY	1 786	7 846	5 443				
721 AGRIC. MACHINES, EX. TRACTR	1 133	3 533	2 460	EXPORTS	539 015	225 346	157 258
722 TRACTORS	920	1 144	804				
723 CIVIL ENGINEERING EQUIPT	21 486	54 505	37 821	022 MILK AND CREAM	3 900	1 058	734
724 TEXTILE, LEATHER MACHINES	226 134	572 467	399 880	061 SUGARS, MOLASSES, HONEY	23 268	1 444	1 008
725 PAPER, PULP MILL MACHINES	34 798	54 399	37 850	081 ANIMAL FEED STUFF	17 444	1 229	862
726 PRINTNG, BOOKBINDNG MACHS	19 571	78 466	54 756	111 NON-ALCOHOL. BEVERAGE, NES	1 093	80	57
727 FOOD-PROCESS. MCH. NON DOM	2 628	12 280	8 496	232 SYNTHETIC RUBBER, ETC.	891	277	191
728 OTH. MACH. PTS, SPCL INDUST	108 795	288 419	201 109	263 COTTON	1 285	435	299
731 METAL REMOVAL WORK TOOLS	165 064	128 842	89 798	266 SYNTHETIC FIBRES	344	290	201
733 MACH-TOOLS, METAL-WORKING	50 170	57 532	40 353	267 OTHER MAN-MADE FIBRES	366	210	149
735 PARTS, NES, FOR MACH-TOOLS	4 702	26 470	18 567	273 STONE, SAND AND GRAVEL	5 365	165	117
737 METALWORKING MACHNRY NES	57 368	59 458	41 593	278 OTHER CRUDE MINERALS	26 295	166	114
741 HEATING, COOLING EQUIP, PART	38 217	107 313	74 770	334 PETROLEUM PRODUCTS	371	92	62
742 PUMPS FOR LIQUIDS, PARTS	9 767	46 139	32 214	335 RESIDUAL PETROL. PRODUCTS	277	57	41
743 PUMPS NES, CENTRIFUGS ETC	23 593	128 796	89 981	421 FIXED VEG. FAT, OILS, SOFT	17 520	2 386	1 632
744 MECHANICAL HANDLING EQUIP	50 673	75 384	53 130	431 ANIMAL, VEG. FATS, OILS, NES	467	92	67
745 OTH. NONELEC MCH. TOOL, NES	16 314	65 574	45 890	511 HYDROCARBONS, NES, DERIVTS	790	150	102
746 BALL OR ROLLER BEARINGS	13 603	40 459	28 336	512 ALCOHOL, PHENOL, ETC. DERIV	16 070	2 623	1 826
747 TAPS, COCKS, VALVES, ETC.	5 083	30 843	21 577	513 CARBOXYLIC ACIDS, DERIVTS	19 577	3 930	2 758
748 TRANSMISSIONS SHAFTS ETC	20 711	50 243	34 979	514 NITROGEN-FUNCT. COMPOUNDS	1 217	725	505
749 NON-ELECT MACH. PARTS, ETC	10 402	31 714	22 224	515 ORGANO-INORGANIC COMPNDS	347	1 782	1 240
751 OFFICE MACHINES	162	875	599	516 OTHER ORGANIC CHEMICALS	1 279	1 353	949
752 AUTOMATC. DATA PROC. EQUIP	495	13 986	9 791	522 INORGANIC CHEM. ELEMENTS	64 041	4 789	3 365
759 PARTS, FOR OFFICE MACHINS	352	5 858	4 103	523 METAL, SALTS, INORGAN. ACID	8 352	1 245	867
761 TELEVISION RECEIVERS ETC	117	471	327	524 OTHER CHEMICAL COMPOUNDS	14	95	65
762 RADIO-BROADCAST RECEIVER	3	61	42	531 SYNTH. COLOURS, LAKES, ETC.	2 146	4 065	2 841
763 SOUND RECORDER, PHONOGRPH	32	404	285	532 DYEING, TANNING MATERIALS	24 541	4 387	3 077
764 TELECOMM. EQUIP. PARTS NES	6 463	76 582	53 651	533 PIGMENTS, PAINTS, ETC.	4 994	3 376	2 371
771 ELECT POWER MACHNRY PARTS	3 121	16 755	11 752	541 MEDICINES, ETC. EXC. GRP542	510	3 266	2 293
772 ELECT. SWITCH, RELAY, CIRCUIT	8 538	79 590	55 760	542 MEDICAMENTS	6 399	21 784	15 302
773 ELECTR DISTRIB. EQPT NES	11 526	15 338	10 611	551 ESSNTL. OIL, PERFUME, FLAVR	198	623	434
774 ELECTRO-MEDCL. XRAY EQUIP	2 776	58 289	40 893	553 PERFUMERY, COSMETICS, ETC.	69	73	51
775 DOM. ELEC. NON-ELEC. EQUIPT	320	1 233	864	554 SOAP, CLEANERS, POLISH, ETC	6 366	1 379	976
776 TRANSISTORS, VALVES, ETC.	1 799	35 837	24 994	562 FERTILIZER, EXCEPT GRP272	5 592	252	173
778 ELECTRIC MACH. APPART. NES	15 440	57 416	40 130	571 POLYMERS OF ETHYLENE	11 257	1 490	1 048
781 PASS. MOTOR VEHCLS. EX. BUS	20 946	80 628	56 564	572 POLYMERS OF STYRENE	1 619	315	216
782 GOODS, SPCL TRANSP. VEH	46 242	17 562	12 113	573 POLYMERS, VINYL CHLORIDE	1 328	232	164
783 ROAD MOTOR VEHICLES NES	260	148	100	574 POLYACETAL, POLYCARBONATE	232	92	62
784 PARTS, TRACTORS, MOTOR VEH	7 674	25 473	17 797	575 OTH. PLASTIC, PRIMARY FORM	13 833	3 229	2 266
785 CYCLES, MOTORCYCLES ETC.	378	721	493	581 PLASTIC TUBE, PIPE, HOSE	90	405	288
786 TRAILERS, SEMI-TRAILER, ETC	1 591	2 574	1 811	582 PLASTIC PLATE, SHEETS, ETC	5 896	2 582	1 804
791 RAILWAY VEHICLES, EQUIPNT	555	1 896	1 315	583 MONOFILAMENT OF PLASTICS	57	61	42
792 AIRCRAFT, ASSOC'D. EQUIPNT	258	29 087	20 687	591 INSECTICIDES, ETC.	2 636	1 371	956
793 SHIP, BOAT, FLOAT, STRUCTRS	150 272	4 370	2 854	592 STARCHES, INULIN, ETC.	15 832	1 792	550
800 CPL IND PLANT CHAP 90/94	230	3 136	2 175	597 PREPRD ADDITIVES, LIQUIDS	9 919	2 212	1 553
812 PLUMBNG, SANITRY, EQPT. ETC	325	573	399	598 MISC. CHEMICAL PRODTS. NES	9 467	3 618	2 530
813 LIGHTING FIXTURES ETC. NES	404	3 303	2 322	611 LEATHER	230	181	128
821 FURNITURE, CUSHIONS, ETC.	737	1 505	1 050	621 MATERIALS OF RUBBER	24	130	89
831 TRUNK, SUIT-CASES, BAG, ETC	165	217	139	625 RUBBER TYRES, TUBES, ETC.	55	121	85
841 MENS, BOYS CLOTHING, X-KNIT	11	152	105	629 ARTICLES OF RUBBER, NES	11	99	69
842 WOMEN, GIRL CLOTHING, X-KNIT	112	481	327	641 PAPER AND PAPERBOARD	29 625	2 280	1 583
846 CLOTHING ACCESSRS, FABRIC	12	127	87	642 PAPER, PAPERBOARD, CUT ETC	736	253	175
848 CLOTHING, NONTXLT; HEADGEAR	59	396	275	651 TEXTILE YARN	91	144	104
851 FOOTWEAR	5 385	5 759	4 019	653 FABRICS, MAN-MADE FIBRES	11	43	31
871 OPTICAL INSTRUMENTS, NES	161	8 204	5 738	655 KNIT. CROCHET. FABRIC NES	32	112	79
872 MEDICAL INSTRUMENTS NES	1 207	40 779	28 679	656 TULLE, LACE, EMBROIDRY. ETC	5	49	32
873 METERS, COUNTERS, NES	113	1 627	1 131	657 SPECIAL YARN, TXTL. FABRIC	462	697	486
874 MEASURE, CONTROL INSTRMNT	6 328	108 910	76 209	662 CLAY, REFRCT. CONSTR. MATRL	1 084	338	233
881 PHOTOGRAPH APPAR. ETC. NES	300	3 391	2 396	663 MINERAL MANUFACTURES, NES	216	263	184
882 PHOTO. CINEMATOGRPH. SUPPL	8 261	10 724	7 495	664 GLASS	2 819	737	517
884 OPTICAL GOODS NES	65	9 507	6 701	665 GLASSWARE	320	307	212
886 WATCHES AND CLOCKS	193	993	692	673 FLAT-ROLLED IRON ETC.	31 785	2 179	1 536
891 ARMS AND AMMUNITION	26	139	96	674 FLAT-ROLLED PLATED IRON	37 007	3 683	2 603
892 PRINTED MATTER	2 328	14 144	9 931	679 TUBES, PIPES, ETC. IRON, STL	6 527	687	484
893 ARTICLES, NES, OF PLASTICS	5 913	6 605	4 615	682 COPPER	714	457	318
894 BABY CARRIAGE, TOYS, GAMES	227	482	337	683 NICKEL	3	43	31
895 OFFICE, STATIONERY SUPPLS	2 406	5 300	3 708	684 ALUMINIUM	411	724	509
897 GOLD, SILVERWARE, JEWEL NES	1	2 297	1 610	691 METALLIC STRUCTURES NES	1 776	401	272
898 MUSICAL INSTRUMENTS, ETC.	635	9 130	6 419	692 CONTAINERS, STORAGE, TRNSP	127	162	111
899 MISC MANUFCTRD GOODS NES	733	4 736	3 304	695 TOOLS	204	299	212
941 CPL IND PLANT CHAPT 99	6 974	9 815	6 800	699 MANUFACTS. BASE METAL, NES	420	939	661
971 GOLD, NONMONTY. EXCL ORES		1 740	1 224	711 STEAM GENER. BOILERS, ETC.	1 404	938	649
				713 INTRNL COMBUS PSTN ENGIN	187	1 440	1 006
				716 ROTATING ELECTRIC PLANT	284	408	287
				718 OTH. POWR. GENRTNG. MACHNRY	10	133	94
BANGLADESH				723 CIVIL ENGINEERING EQUIPT	1 817	2 730	1 888
IMPORTS	435 339	571 289	399 349	724 TEXTILE, LEATHER MACHINES	33 695	49 660	34 549
034 FISH, FRESH, CHILLED, FROZN	243	117	83	725 PAPER, PULP MILL MACHINES	17 747	4 428	3 086
036 CRUSTACEANS, MOLLUSCS ETC	20 808	38 245	26 755	726 PRINTNG, BOOKBINDNG MACHS	1 725	2 028	1 410
037 FISH ETC. PREPD, PRSVD. NES	918	1 239	867	727 FOOD-PROCESS. MCH. NON DOM	7	112	73
054 VEGETABLES	248	91	65	728 OTH. MACH. PTS, SPCL INDUST	1 634	4 743	3 326
264 JUTE, OTH. TEXTL. BAST FIBR	30 702	1 444	1 009	731 METAL REMOVAL WORK TOOLS	241	125	87
291 CRUDE ANIMAL MATERLS. NES	1 605	138	97	733 MACH-TOOLS, METAL-WORKING	301	175	120
431 ANIMAL, VEG. FATS, OILS, NES	125	61	44	735 PARTS, NES, FOR MACH-TOOLS	9	148	100
611 LEATHER	1 794	5 143	3 578	737 METALWORKING MACHNRY NES	56	54	38
635 WOOD MANUFACTURES, NES	57	43	30	741 HEATING, COOLING EQUIP, PART	860	2 494	1 756
651 TEXTILE YARN	34 219	4 640	3 235	742 PUMPS FOR LIQUIDS, PARTS	64	431	306
654 OTH. TEXTILE FABRIC, WOVEN	5 812	746	521	743 PUMPS NES, CENTRIFUGS ETC	781	3 193	2 246
658 TEXTILE ARTICLES NES	28 681	8 579	5 980	744 MECHANICAL HANDLING EQUIP	1 508	2 504	1 757
659 FLOOR COVERINGS, ETC.	31	90	63	745 OTH. NONELEC MCH. TOOL, NES	910	2 861	2 111
682 COPPER	205	72	51	746 BALL OR ROLLER BEARINGS	25	158	113

7 IMPORTS AND EXPORTS (SPECIAL TRADE) BY COUNTRIES OF PRODUCTION AND CONSUMPTION AND BY GROUPS OF THE SITC-REV. III 1995

GROUP DESCRIPTION	DT = 100 KG	1 000 DM	1 000 \$	GROUP DESCRIPTION	DT = 100 KG	1 000 DM	1 000 \$
747 TAPS, COCKS, VALVES, ETC.	84	397	278	551 ESSNTL. OIL, PERFUME, FLAVR	48	352	250
748 TRANSMISSIONS SHAFTS ETC	45	276	195	598 MISC. CHEMICAL PRODS. NES	2 856	444	303
749 NON-ELECT. MACH. PARTS, ETC	19	697	481	621 MATERIALS OF RUBBER	5 648	1 015	705
752 AUTOMATIC DATA PROC. EQUIP	83	859	600	625 RUBBER TYRES, TUBES, ETC.	31 039	12 853	8 990
764 TELECOMM. EQUIP. PARTS NES	382	2 998	2 087	629 ARTICLES OF RUBBER, NES	14 981	5 232	3 661
771 ELECT. POWER MACHNY. PARTS	594	924	651	635 WOOD MANUFACTURES, NES	18 231	4 192	2 925
772 ELECT. SWITCH, RELAY, CIRCUIT	400	4 297	3 005	642 PAPER, PAPERBOARD, CUT ETC	235	151	104
773 ELECT. DISTRIBUT. EQPT NES	72	464	329	651 TEXTILE YARN	4 691	2 136	1 478
774 ELECTRO-MEDCL. XRAY EQUIP	97	2 434	1 705	652 COTTON FABRICS, WOVEN	608	406	275
775 DOM. ELEC. NON-ELEC. EQUIPT	20	163	115	653 FABRICS, MAN-MADE FIBRES	2 855	3 278	2 259
776 TRANSISTORS, VALVES, ETC.	95	414	281	657 SPECIAL YARN, TXTL. FABRIC	56	45	31
778 ELECTRIC. MACH. APPART. NES	97	1 310	916	658 TEXTILE ARTICLES NES	1 119	1 496	1 057
781 PASS. MOTOR VEHCLS. EX. BUS	183	877	618	659 FLOOR COVERINGS, ETC.	4 211	1 384	962
782 GOODS, SPCL. TRANSPORT VEH	1 095	2 243	1 594	661 LIME, CEMENT, CONSTR. MATRL	436	58	38
784 PARTS, TRACTORS, MOTOR VEH	98	487	345	662 CLAY, REFRACT. CONSTR. MATRL	1 182	82	58
786 TRAILERS, SEMI-TRAILR, ETC	165	271	191	666 POTTERY	4 044	6 750	4 741
791 RAILWAY VEHICLES, EQUIPNT	1 426	6 961	4 544	687 PEARLS, PRECIOUS STONES	12	3 544	2 436
800 CPL IND PLANT CHAP 90/94	177	134	96	695 TOOLS	15	1 380	1 387
813 LIGHTING FIXTURES ETC. NES	13	140	97	697 HOUSEHOLD EQUIPMENT, NES	38	46	31
821 FURNITURE, CUSHIONS, ETC.	64	167	118	699 MANUFACTS. BASE METAL, NES	98	527	368
845 OTHR. TEXTILE APPAREL, NES	68	207	148	714 ENGINES, MOTORS NON-ELECT	44	5 651	3 922
846 CLOTHING ACCESSRS, FABRIC	42	245	176	742 PUMPS FOR LIQUIDS, PARTS	12	55	38
851 FOOTWEAR	42	89	64	743 PUMPS NES, CENTRIFUGS ETC	52	36	36
871 OPTICAL INSTRUMENTS, NES	3	116	80	744 MECHANICAL HANDLING EQUIP	49	234	162
872 MEDICAL INSTRUMENTS NES	63	1 136	794	745 OTH. NON-ELEC. MCH. TOOL, NES	96	2 301	1 603
873 METERS, COUNTERS, NES	5	78	53	749 NON-ELECT. MACH. PARTS, ETC	27	181	126
874 MEASURE, CONTROL INSTRMNT	74	4 245	2 954	752 AUTOMATIC DATA PROC. EQUIP	144	97	88
881 PHOTOGRAPH APPAR. ETC. NES	28	345	239	753 PARTS, FOR OFFICE MACHINS	128	527	371
882 PHOTO. CINEMATOGPH. SUPPL	125	265	180	764 TELECOMM. EQUIP. PARTS NES	22	1 643	1 149
884 OPTICAL GOODS NES	158	158	113	771 ELECT. POWER MACHNY. PARTS	1 447	1 150	807
892 PRINTED MATTER	942	2 673	1 896	772 ELECT. SWITCH, RELAY, CIRCUIT	81	2	77
893 ARTICLES, NES, OF PLASTICS	153	259	181	773 ELECT. DISTRIBUT. EQPT NES	3	275	192
894 BABY CARRIAGE, TOYS, GAMES	41	104	74	776 TRANSISTORS, VALVES, ETC.	1 912	25 201	17 664
895 OFFICE, STATIONERY SUPPLS	778	1 330	945	778 ELECTRIC. MACH. APPART. NES	923	652	652
899 MISC MANUFACTD GOODS NES	31	255	176	792 AIRCRAFT, ASSOCTD. EQUIPNT	467	849	592
941 COMPL IND PLANT CHAPT 99	18 315	11 752	8 247	813 LIGHTING FIXTURES ETC. NES	569	489	345
				821 FURNITURE, CUSHIONS, ETC.	215	369	259
MALDIVES				831 TRUNK, SUIT-CASES, BAG, ETC	27 072	82 289	57 425
IMPORTS	14 147	9 170	6 454	841 MENS, BOYS CLOTHING, X-KNIT	16 916	75 753	52 872
037 FISH ETC. PREPD, PRSVD. NES	12 405	5 222	3 667	842 WOMEN, GIRL CLOTHING, XKNIT	6 136	14 616	10 235
843 MENS, BOYS CLOTHING, KNIT	59	159	112	843 MENS, BOYS CLOTHING, KNIT	3 109	11 248	7 888
844 WOMEN, GIRLS CLOTHING, KNIT	206	646	456	845 OTHR. TEXTILE APPAREL, NES	16 946	49 457	34 574
845 OTHR. TEXTILE APPAREL, NES	1 126	2 553	1 807	846 CLOTHING ACCESSRS, FABRIC	19 530	52 698	36 889
894 BABY CARRIAGE, TOYS, GAMES		155	110	848 CLOTHING, NONTXLT./HEADGEAR	9 429	15 400	10 754
EXPORTS	7 954	7 178	4 996	851 FOOTWEAR	4 407	5 186	3 591
061 SUGARS, MOLASSES, HONEY	1 000	66	43	873 METERS, COUNTERS, NES	3	146	100
112 ALCOHOLIC BEVERAGES	371	57	40	874 MEASURE, CONTROL INSTRMNT	26	1 204	839
553 PERFUMERY, COSMETICS, ETC.	332	848	591	892 PRINTED MATTER	38	68	47
658 TEXTILE ARTICLES NES	6	53	37	893 ARTICLES, NES, OF PLASTICS	2 154	1 431	999
674 FLAT-ROLLED PLATED IRON	3 693	609	422	894 BABY CARRIAGE, TOYS, GAMES	5 865	18 891	13 230
697 HOUSEHOLD EQUIPMENT, NES	26	59	42	897 GOLD, SILVERWARE, JEWEL NES	24	3 119	2 173
713 INTRNL COMBUS PSTN ENGIN	42	86	62	898 MUSICAL INSTRUMENTS, ETC.	46	70	48
743 PUMPS NES, CENTRIFUGS ETC	49	358	243	899 MISC MANUFACTD GOODS NES	8 168	4 702	3 294
747 TAPS, COCKS, VALVES, ETC.	37	162	115	EXPORTS	747 387	252 349	175 795
749 NON-ELECT. MACH. PARTS, ETC		61	41	001 LIVE ANIMALS	11	187	133
764 TELECOMM. EQUIP. PARTS NES		73	48	022 MILK AND CREAM	4 920	1 354	953
772 ELECT. SWITCH, RELAY, CIRCUIT	39	160	113	048 CEREAL PREPARATIONS	189	212	148
773 ELECT. DISTRIBUT. EQPT NES	185	133	91	054 VEGETABLES	9 504	1 233	869
774 ELECTRO-MEDCL. XRAY EQUIP	25	210	149	061 SUGARS, MOLASSES, HONEY	24 497	1 073	757
775 DOM. ELEC. NON-ELEC. EQUIPT	10	64	45	062 SUGAR CONFECTIONERY	180	191	132
778 ELECTRIC. MACH. APPART. NES	9	94	63	071 COFFEE, COFFEE SUBSTITUTE	42	45	31
781 PASS. MOTOR VEHCLS. EX. BUS	15	93	67	073 CHOCOLATE, OTH. COCOA PREP	770	1 065	745
784 PARTS, TRACTORS, MOTOR VEH	14	213	149	081 ANIMAL FEED STUFF	119	141	100
786 TRAILERS, SEMI-TRAILR, ETC	49	84	58	098 EDIBLE PROD. PREPRTNS, NES	107	165	114
792 AIRCRAFT, ASSOCTD. EQUIPNT	1	263	187	112 ALCOHOLIC BEVERAGES	3 910	2 598	1 808
793 SHIP, BOAT, FLOAT, STRUCTRS	156	502	359	121 TOBACCO, UNMANUFACTURED	1 009	1 522	1 054
831 TRUNK, SUIT-CASES, BAG, ETC	2	97	66	122 TOBACCO, MANUFACTURED	3	55	36
874 MEASURE, CONTROL INSTRMNT	6	140	98	232 SYNTHETIC RUBBER, ETC.	3 643	798	563
885 WATCHES AND CLOCKS	1	102	71	273 STONE, SAND AND GRAVEL	10 445	277	193
892 PRINTED MATTER	307	579	404	274 SULPHUR, UNRSTD. IRON PYRS	580	53	37
894 BABY CARRIAGE, TOYS, GAMES	44	257	180	278 OTHER CRUDE MINERALS	38 528	1 001	702
895 OFFICE, STATIONERY SUPPLS	1	74	49	288 NON-FERROUS WASTE, SCRAP	3 795	505	359
941 COMPL IND PLANT CHAPT 99	130	78	52	291 CRUDE ANIMAL MATERLS. NES	189	141	99
				292 CRUDE VEG. MATERIALS, NES	254	226	156
				334 PETROLEUM PRODUCTS	604	173	119
SRI LANKA				335 RESIDUAL PETROL. PRODUCTS	299	86	62
IMPORTS	864 185	509 992	356 314	511 HYDROCARBONS, NES, DERIVTS	589	191	132
034 FISH, FRESH, CHILLED, FROZN	463	1 355	940	512 ALCOHOL, PHENOL, ETC. DERIV	643	334	238
035 FISH, DRIED, SALTED, SMOKED	70	59	42	513 CARBOXYLIC ACIDS, DERIVTS	5 707	793	555
036 CRUSTACEANS, MOLLUSCS ETC	86	205	142	514 NITROGEN-FUNCT. COMPOUNDS	1 504	539	374
042 RICE	426	45	30	515 ORGANO-INORGANIC COMPNDS	954	963	672
047 OTHER CEREAL MEAL, FLOURS	578	68	49	516 OTHER ORGANIC CHEMICALS	301	300	211
054 VEGETABLES	482	182	125	522 INORGANIC CHEM. ELEMENTS	6 544	1 682	1 179
056 VEGETABLES, PRPD, PRSVD, NES	565	104	72	523 METAL. SALTS, INORGAN. ACID	5 882	570	396
057 FRUIT, NUTS EXCL. OIL NUTS	70 215	9 191	6 424	531 SYNTH. COLOURS, LAKES, ETC.	4 726	1 639	1 135
058 FRUIT, PRESERVED, PREPARED	520	164	113	533 PIGMENTS, PAINTS, ETC.	302	4 987	3 489
059 FRUIT, VEGETABLE JUICES	685	111	74	541 MEDICINES, ETC. EXC. GRP542	819	1 659	1 162
071 COFFEE, COFFEE SUBSTITUTE	4 988	1 674	1 174	542 MEDICAMENTS	455	2 999	2 096
074 TEA AND MATE	65 739	32 140	22 541	551 ESSNTL. OIL, PERFUME, FLAVR	189	1 502	1 055
075 SPICES	3 407	1 973	1 367	553 PERFUMERY, COSMETICS, ETC.	2 442	1 673	1 159
098 EDIBLE PROD. PREPRTNS, NES	518	148	103	554 SOAP, CLEANERS, POLISH, ETC	379 178	1 011	707
111 NON-ALCOHOL. BEVERAGE, NES	397	49	34	571 POLYMERS OF ETHYLENE	14 318	1 730	1 201
112 ALCOHOLIC BEVERAGES	279	68	47	572 POLYMERS OF STYRENE	1 582	316	222
121 TOBACCO, UNMANUFACTURED	3 215	6 302	4 355	573 POLYMERS, VINYL CHLORIDE	1 718	266	184
231 NATURAL RUBBER, ETC.	62 837	15 378	10 678	574 POLYACETAL, POLYCARBONATE	6 857	1 793	1 252
245 FUEL WOOD, WOOD CHARCOAL	693	59	41	575 OTH. PLASTIC, PRIMARY FORM	20 679	3 807	2 678
247 WOOD ROUGH, SQUARED	343	202	146	581 PLASTIC TUBE, PIPE, HOSE	10	46	30
265 VEGETABLE TEXTILE FIBRES	123 070	7 602	5 330	582 PLASTIC PLATE, SHEETS, ETC	1 384	1 931	1 349
278 OTHER CRUDE MINERALS	2 465	494	342	583 MONOFILAMENT OF PLASTICS	66	102	71
287 ORE, CONCENTR. BASE METALS	291 891	3 868	2 735	591 INSECTICIDES, ETC.	4 941	3 970	2 781
288 NON-FERROUS WASTE, SCRAP	201	59	42	592 STARCHES, INULIN, ETC.	3 298	281	197
291 CRUDE ANIMAL MATERLS. NES	4 942	879	614	597 PREPD ADDITIVES, LIQUIDS	2 764	480	339
292 CRUDE VEG. MATERIALS, NES	6 122	3 132	2 191	598 MISC. CHEMICAL PRODS. NES	11 711	3 833	2 679
				600 CPL IND PLANT CHAP 69-76	620	241	170

7 IMPORTS AND EXPORTS (SPECIAL TRADE) BY COUNTRIES OF PRODUCTION AND CONSUMPTION AND BY GROUPS OF THE SITC-REV. III 1995

GROUP DESCRIPTION	DT = 100 KG	1 000 DM	1 000 \$	GROUP DESCRIPTION	DT = 100 KG	1 000 DM	1 000 \$
611 LEATHER	25	180	127	NEPAL			
621 MATERIALS OF RUBBER	126	203	143				
625 RUBBER TYRES,TUBES,ETC.	77	50	35	IMPORTS	131 477	213 021	148 412
629 ARTICLES OF RUBBER, NES	67	232	159				
634 VENEERS, PLYWOOD, ETC.	2 167	278	194	074 TEA AND MATE	346	345	236
635 WOOD MANUFACTURES, NES	416	180	124	098 EDIBLE PROD.PREPRNS,NES	35	53	37
641 PAPER AND PAPERBOARD	48 161	4 816	3 383	223 OILSEED(OTH.FIX.VEG.OIL)	499	47	32
642 PAPER,PAPERBOARD,CUT ETC	4 036	2 688	1 880	551 ESSNTL.OIL,PERFUME,FLAVR	37	57	39
651 TEXTILE YARN	8 328	9 715	6 810	635 WOOD MANUFACTURES, NES	44	76	53
652 COTTON FABRICS, WOVEN	3 267	4 488	3 148	642 PAPER,PAPERBOARD,CUT ETC	75	220	154
653 FABRICS,MAN-MADE FIBRES	4 168	15 457	10 696	658 TEXTILE ARTICLES NES	268	256	176
654 OTH.TEXTILE FABRIC,WOVEN	1 013	3 810	2 640	659 FLOOR COVERINGS, ETC.	126 640	199 167	138 777
655 KNIT,CROCHET,FABRIC NES	867	2 297	1 603	697 HOUSEHOLD EQUIPMENT,NES	116	284	197
656 TULLE,LACE,EMBROIDRY,ETC	1 298	1 422	988	744 MECHANICAL HANDLING EQUIP	6	48	34
657 SPECIAL YARN,TXTL.FABRIC	1 938	9 127	6 358	752 AUTOMATC.DATA PROC.EQUIP	186	2 688	1 896
658 TEXTILE ARTICLES NES	12	57	37	771 ELECT POWER MACHNY.PARTS	12	622	431
662 CLAY,REFRCT.CONSTR.MATRL	3 080	382	267	772 ELEC.SWITCH.RELAY.CIRCUT	16	224	146
663 MINERAL MANUFACTURES,NES	873	798	562	831 TRUNK,SUIT-CASES,BAG,ETC	176	276	191
664 GLASS	78	41	31	841 MENS,BOYS CLOTHING,X-KNIT	856	2 005	1 401
665 GLASSWARE	215	297	205	842 WOMEN,GIRL CLOTHING,KKNIT	405	1 144	801
667 PEARLS,PRECIOUS STONES	15	761	532	843 MENS,BOYS CLOTHING,KNIT	32	59	43
673 FLAT-ROLLED IRON ETC.	932	130	92	844 WOMEN,GIRLS CLOTHING,KNIT	35	82	57
674 FLAT-ROLLED PLATED IRON	38 331	4 309	2 986	845 OTHR.TEXTILE APPAREL,NES	711	2 373	1 653
675 FLAT-ROLLED, ALLOY STEEL	72	49	34	846 CLOTHING ACCESSRS,FABRIC	82	234	158
676 IRON, STL.BAR,SHAPES ETC.	270	219	157	848 CLOTHING,NONTXTL;HEADGEAR	573	917	642
678 WIRE OF IRON OR STEEL	737	167	117	874 MEASURE,CONTROL INSTRMNT	1	119	79
679 TUBES,PIPES,ETC.IRON,STL	149	68	49	892 PRINTED MATTER	19	42	30
681 SILVER,PLATINUM,ETC.	18	558	390	894 BABY CARRIAGE, TOYS,GAMES	41	48	30
682 COPPER	1 250	1 050	726	896 WORKS OF ART,ANTIQUE ETC	5	376	254
684 ALUMINIUM	1 179	1 117	782	897 GOLD,SILVERWARE,JEWL NES	65	434	301
691 METALLIC STRUCTURES NES	528	380	267	898 MUSICAL INSTRUMENTS,ETC.	20	43	30
692 CONTAINERS,STORAGE,TRNSP	383	258	180	899 MISC MANUFCTRD GOODS NES	15	110	75
693 WIRE PRODUCTS EXCL.ELECT	412	374	265	EXPORTS	36 976	36 703	25 479
694 NAILS,SCREWS,NUTS,ETC.	146	324	220				
695 TOOLS	1 136	2 136	1 496	024 CHEESE AND CURD	141	123	85
696 CUTLERY	18	65	45	061 SUGARS,MOLASSES,HONEY	3 446	201	141
697 HOUSEHOLD EQUIPMENT,NES	217	407	264	112 ALCOHOLIC BEVERAGES	216	50	35
699 MANUFACTS.BASE METAL,NES	470	1 125	787	292 CRUDE	16	66	46
700 CPL IND PLANT (84/85/87)	2 476	3 873	2 656	513 CARBOXYLIC ACIDS,DERIVTS	3 901	944	672
711 STEAM GENER. BOILERS,ETC.	234	323	228	514 NITROGEN-FUNCT.COMPOUNDS	208	140	94
713 INTRNL COMBUS PSTN ENGIN	807	6 342	4 450	522 INORGANIC CHEM.ELEMENTS	1 303	123	85
714 ENGINES,MOTORS NON-ELECT	70	14 158	9 693	531 SYNTH.COLOURS,LAKES,ETC.	68	218	152
716 ROTATING ELECTRIC PLANT	1 501	1 238	868	533 PIGMENTS, PAINTS, ETC.	1 077	337	234
718 OTH.POWR.GENRTNG.MACHNRY	13	321	220	541 MEDICINES,ETC.EXC.GRP542	100	382	268
721 AGRIC.MACHINES,EX.TRACTR	77	126	90	542 MEDICAMENTS	6	50	34
723 CIVIL ENGINEERING EQUIPT	905	1 334	828	553 PERFUMERY,COSMETICS,ETC.	831	796	553
724 TEXTILE,LEATHER MACHINES	2 378	9 948	6 887	554 SOAP,CLEANERS,POLISH,ETC	705	282	198
725 PAPER,PULP MILL MACHINES	193	1 204	850	571 POLYMERS OF ETHYLENE	8 463	1 126	779
726 PRINTING,BOOKBINDING MACHS	421	1 948	1 380	575 OTH.PLASTIC,PRIMARY FORM	241	161	45
727 FOOD-PROCESS.MCH.NON DOM	640	610	423	591 INSECTICIDES, ETC.	70	59	40
728 OTH.MACH,PTS,SPCL INDUST	3 444	4 750	3 325	592 STARCHES,INULIN,ETC.	78	87	60
731 METAL REMOVAL WORK TOOLS	273	708	488	598 MISC.CHEMICAL PRODTS,NES	872	227	160
733 MACH-TOOLS,METAL-WORKING	234	453	314	641 PAPER AND PAPERBOARD	355	91	65
735 PARTS,NES,FOR MACH-TOOLS	69	178	122	651 TEXTILE YARN	30	49	35
737 METALWORKING MACHNRY NES	21	151	104	662 CLAY,REFRCT.CONSTR.MATRL	1 353	314	215
741 HEATING,COOLING EQUIP,PART	921	1 511	1 040	663 MINERAL MANUFACTURES,NES	4	51	36
742 PUMPS FOR LIQUIDS,PARTS	122	876	603	665 GLASSWARE	231	245	168
743 PUMPS NES,CENTRIFUGS ETC	501	2 044	1 429	672 INGOTS ETC.IRON OR STEEL	1 849	246	160
744 MECHANICAL HANDLING EQUIP	1 911	1 821	1 283	675 FLAT-ROLLED, ALLOY STEEL	24	120	80
745 OTH.NONELEC MCH,TOOL,NES	2 889	9 187	6 442	679 TUBES,PIPES,ETC.IRON,STL	510	80	57
746 BALL OR ROLLER BEARINGS	33	138	93	684 ALUMINIUM	41	44	31
747 TAPS,COCKS,VALVES,ETC.	257	1 173	808	691 METALLIC STRUCTURES NES	23	78	56
749 TRANSMISSIONS SHAFTS ETC	117	601	409	692 CONTAINERS,STORAGE,TRNSP	432	1 405	999
749 NON-ELECT MACH.PARTS,ETC	152	2 212	1 535	695 TOOLS	4	398	284
751 OFFICE MACHINES	42	250	174	696 CUTLERY	95	484	326
752 AUTOMATC.DATA PROC.EQUIP	83	1 490	1 042	699 MANUFACTS.BASE METAL,NES	1 621	2 153	1 515
759 PARTS,FOR OFFICE MACHINES	11	529	368	716 ROTATING ELECTRIC PLANT	75	104	72
763 SOUND RECORDER,PHONOGRPH	3	54	35	718 OTH.POWR.GENRTNG.MACHNRY	4	79	55
764 TELECOMM.EQUIP.PARTS NES	100	2 246	1 573	723 CIVIL ENGINEERING EQUIPT	51	123	88
771 ELECT POWER MACHNY.PARTS	2 424	991	691	724 TEXTILE,LEATHER MACHINES	16	183	128
772 ELEC.SWITCH.RELAY.CIRCUT	330	3 305	2 314	727 FOOD-PROCESS.MCH.NON DOM	195	1 137	802
773 ELECTR DISTRIBT.EQPT NES	137	338	375	728 OTH.MACH,PTS,SPCL INDUST	407	1 434	1 000
774 ELECTRO-MEDCL,XRAY EQUIP	34	561	76	733 MACH-TOOLS,METAL-WORKING	14	104	74
775 DOM.ELEC, NON-ELEC.EQUIPT	40	106	674	735 PARTS,NES,FOR MACH-TOOLS	1	179	126
776 TRANSISTORS, VALVES,ETC.	6	945	2 505	741 HEATING,COOLING EQUIP,PART	790	2 941	2 002
778 ELECTRIC.MACH. APPART.NES	1 059	3 572	9 118	743 PUMPS NES,CENTRIFUGS ETC	216	657	441
781 PASS.MOTOR VEHCLS.EX.BUS	3 084	13 095	128	744 MECHANICAL HANDLING EQUIP	879	1 362	967
783 ROAD MOTOR VEHICLES NES	766	188	634	745 OTH.NONELEC MCH,TOOL,NES	60	647	447
784 PARTS,TRACTORS,MOTOR VEH	120	923	70	747 TAPS,COCKS,VALVES,ETC.	38	224	157
786 TRAILERS,SEMI-TRAILR,ETC	447	100	324	748 TRANSMISSIONS SHAFTS ETC	27	71	51
791 RAILWAY VEHICLES.EQUIPNT	43	461	1 841	749 NON-ELECT MACH.PARTS,ETC	70	47	35
792 AIRCRAFT, ASSOCTD.EQUIPNT	4	2 630	58	752 AUTOMATC.DATA PROC.EQUIP	924	9 195	6 370
793 SHIP,BOAT,FLOAT.STRUCTRS	38	83	45	764 TELECOMM.EQUIP.PARTS NES	130	265	182
812 PLUMBING,SANITRY,EOPT.ETC	24	64	248	771 ELECT POWER MACHNY.PARTS	51	696	493
813 LIGHTING FIXTURES ETC.NES	73	353	76	772 ELEC.SWITCH.RELAY.CIRCUT	385	244	173
821 FURNITURE,CUSHIONS,ETC.	166	109	41	773 ELECTR DISTRIBT.EQPT NES	154	900	639
845 OTHR.TEXTILE APPAREL,NES	9	62	1 380	775 DOM.ELEC, NON-ELEC.EQUIPT	119	320	212
846 CLOTHING ACCESSRS,FABRIC	425	1 958	658	778 ELECTRIC.MACH. APPART.NES	4	172	118
848 CLOTHING,NONTXTL;HEADGEAR	483	943	1 321	781 PASS.MOTOR VEHCLS.EX.BUS	154	368	253
871 OPTICAL INSTRUMENTS,NES	4	270	2 952	784 PARTS,TRACTORS,MOTOR VEH	48	137	96
872 MEDICAL INSTRUMENTS NES	78	1 883	124	792 AIRCRAFT, ASSOCTD.EQUIPNT	165	116	84
874 MEASURE,CONTROL INSTRMNT	93	4 251	1 240	791 FURNITURE,CUSHIONS,ETC.	15	48	32
881 PHOTOGRAPH APPAR.ETC.NES	26	183	197	872 MEDICAL INSTRUMENTS NES	16	203	142
882 PHOTO.CINEMATOGPH.SUPPL	1 129	1 784	41	874 MEASURE,CONTROL INSTRMNT	33	784	544
884 OPTICAL GOODS NES		281	80	882 PHOTO.CINEMATOGPH.SUPPL	472	424	290
885 WATCHES AND CLOCKS	4	59	1 228	884 OPTICAL GOODS NES	1	101	64
891 ARMS AND AMMUNITION	25	112	590	885 WATCHES AND CLOCKS	4	50	34
892 PRINTED MATTER	624	1 755	110	892 PRINTED MATTER	16	54	37
893 ARTICLES,NES,OF PLASTICS	874	852	438	893 ARTICLES,NES,OF PLASTICS	310	120	84
894 BABY CARRIAGE, TOYS,GAMES	53	162	164	895 OFFICE,STATIONERY SUPPLS	107	316	218
895 OFFICE,STATIONERY SUPPLS	282	629	429	896 WORKS OF ART,ANTIQUE ETC	41	30	30
897 GOLD,SILVERWARE,JEWL NES		233	265	897 GOLD,SILVERWARE,JEWL NES	310	213	213
898 MUSICAL INSTRUMENTS,ETC.	308	613	84				
899 MISC MANUFCTRD GOODS NES	295	1 827	115				
941 COMPL IND PLANT CHAPT 99	737	120					
971 GOLD,NONMONTY EXCL DRES		168					

7 IMPORTS AND EXPORTS (SPECIAL TRADE) BY COUNTRIES OF PRODUCTION AND CONSUMPTION AND BY GROUPS OF THE SITC-REV. III 1995

GROUP DESCRIPTION	DT = 100 KG	1 000 DM	1 000 \$	GROUP DESCRIPTION	DT = 100 KG	1 000 DM	1 000 \$
BHUTAN				891 ARMS AND AMMUNITION			
IMPORTS	146	198	138	892 PRINTED MATTER	25	252	171
551 ESSNTL.OIL,PERFUME,FLAVR	20	51	37	893 ARTICLES,NES,OF PLASTICS	18	62	41
EXPORTS	1 364	1 477	1 021	895 OFFICE,STATIONERY SUPPLS	25	56	38
641 PAPER AND PAPERBOARD	1 212	814	562	898 MUSICAL INSTRUMENTS,ETC.	1	260	188
657 SPECIAL YARN,TXTL.FABRIC		50	35	899 MISC MANUFCTRD GOODS NES	12	76	52
695 TOOLS	6	44	32	THAILAND			
741 HEATING,COOLNG EQUIP,PART	30	93	64	IMPORTS	4 663 105	3 248 540	2 267 912
774 ELECTRO-MEDCL,XRAY EQUIP	8	74	51	001 LIVE ANIMALS	10	107	78
872 MEDICAL INSTRUMENTS NES	2	97	65	012 OTHER MEAT, MEAT OFFAL	84 994	46 911	32 813
874 MEASURE,CONTROL INSTRMNT		80	58	017 MEAT,OFFL.PRPD,PRSD,NES	36 205	24 426	17 344
MYANMAR				025 EGGS,BIRDS,YOLKS,ALBUMIN	223	119	84
IMPORTS	44 144	38 056	26 618	034 FISH,FRESH,CHILLED,FROZN	1 875	3 129	2 186
036 CRUSTACEANS,MOLLUSCS ETC	7 300	15 815	11 067	035 FISH,DRIED,SALTED,SMOKED	147	78	54
042 RICE	540	89	61	036 CRUSTACEANS,MOLLUSCS ETC	59 326	79 643	55 677
054 VEGETABLES	3 600	265	188	037 FISH ETC.PRPD,PRSD,NES	191 176	115 150	80 127
061 SUGARS,MOLASSES,HONEY	1 900	262	180	042 RICE	105 822	8 415	5 897
247 WOOD ROUGH,ROUGH SQUARED	17 671	5 048	3 504	047 OTHER CEREAL MEAL,FLOURS	1 016	108	76
248 WOOD, SIMPLY WORKED	7 384	4 624	3 219	048 CEREAL PREPARATIONS	1 093	343	241
821 FURNITURE,CUSHIONS,ETC.	692	631	443	054 VEGETABLES	1 160 353	32 922	22 659
841 MENS,BOYS CLOTHING,X-KNIT	3 834	9 194	6 485	056 VEGETABLES,PRPD,PRSD,NES	137 321	19 460	13 585
842 WOMEN,GIRL CLOTHING,XKNIT	164	519	358	057 FRUIT,NUTS EXCL.OIL NUTS	5 858	3 430	2 407
844 WOMEN,GIRLS CLOTHNG.KNIT	113	357	248	058 FRUIT,PRESERVED,PREPARED	580 762	56 293	38 710
845 OTHR.TEXTILE APPAREL,NES	24	74	50	059 FRUIT, VEGETABLE JUICES	58 815	8 280	5 768
851 FOOTWEAR	399	765	531	061 SUGARS,MOLASSES,HONEY	267	69	48
899 MISC MANUFCTRD GOODS NES	54	116	81	062 SUGAR CONFECTIONERY	3 341	7 893	5 522
EXPORTS	53 057	50 638	35 470	071 COFFEE,COFFEE SUBSTITUTE	7 060	2 969	2 111
081 ANIMAL FEED STUFF	1 285	244	176	073 CHOCOLATE,OTH.COCOA PREP	49	62	42
263 COTTON	6 010	2 188	1 554	074 TEA AND MATE	56	54	37
274 SULPHUR,UNSTD.IRON PYRS	4 000	189	131	075 SPICES	6 260	2 829	1 979
292 CRUDE VEG.MATERIALS, NES	275	293	204	081 ANIMAL FEED STUFF	27 551	10 326	7 208
512 ALCOHOL,PHENOL,ETC.DERIV	268	313	224	081 ANIMAL FEED STUFF	21 734	5 709	3 977
513 CARBOXYLIC ACIDS,DERIVTS	274	86	59	111 NON-ALCOHOL.BEVERAGE,NES	2 756	420	295
514 NITROGEN-FUNCT.COMPOUNDS	440	87	60	112 ALCOHOLIC BEVERAGES	2 288	1 061	740
515 ORGANO-INORGANIC COMPNDS	128	214	151	121 TOBACCO, UNMANUFACTURED	35 884	14 156	9 917
516 OTHER ORGANIC CHEMICALS	906	852	604	211 HIDES,SKINS(EX.FURS),RAW	185	78	51
522 INORGANIC CHEM.ELEMENTS	1 891	293	204	222 OILSEED(SFT.FIX VEG.OIL)	652	161	109
523 METAL.SALTS,INORGAN.ACID	2 712	436	308	231 NATURAL RUBBER, ETC.	487 362	100 739	70 116
524 OTHER CHEMICAL COMPOUNDS		154	109	248 WOOD, SIMPLY WORKED	5 229	1 590	1 123
531 SYNTH.COLOURS,LAKES,ETC.	118	638	458	251 PULP AND WASTE PAPER	5 396	617	441
533 PIGMENTS, PAINTS, ETC.	1 102	4 427	3 092	263 COTTON	8 509	1 175	827
541 MEDICINES,ETC.EXC.GRP542	60	458	316	265 VEGETABLE TEXTILE FIBRES	2 661	209	142
542 MEDICAMENTS	981	1 148	808	266 SYNTHETIC FIBRES	2 889	663	457
551 ESSNTL.OIL,PERFUME,FLAVR	36	162	117	267 OTHER MAN-MADE FIBRES	1 015	85	61
553 PERFUMERY,COSMETICS,ETC.	115	57	40	269 WORN CLOTHING,TEXTL.ARTL	6 790	685	483
554 SOAP,CLEANERS,POLISH,ETC	447	180	126	278 OTHER CRUDE MINERALS	146 886	6 285	4 430
574 POLYACETAL,POLYCARBONATE	1 751	299	214	288 NON-FERROUS WASTE,SCRAP	1 789	1 540	1 093
575 OTH.PLASTIC,PRIMARY FORM	1 297	413	291	291 CRUDE ANIMAL MATERLS.NES	2 031	1 150	807
582 PLASTIC PLATE,SHEETS,ETC	198	75	53	292 CRUDE VEG.MATERIALS, NES	17 388	10 140	7 061
592 STARCHES,INULIN,ETC.	1 116	671	474	431 ANIMAL, VEG.FATS,OILS,NES	980	184	131
598 MISC.CHEMICAL PRODS.NES	577	285	197	514 NITROGEN-FUNCT.COMPOUNDS	601	166	114
629 ARTICLES OF RUBBER, NES	23	231	159	515 ORGANO-INORGANIC COMPNDS	4 095	840	592
641 PAPER AND PAPERBOARD	5 724	756	527	516 OTHER ORGANIC CHEMICALS	313	3 111	2 178
642 PAPER,PAPERBOARD,CUT ETC	2 152	672	486	522 INORGANIC CHEM.ELEMENTS	2 219	652	453
651 TEXTILE YARN	31	880	623	523 METAL.SALTS,INORGAN.ACID	186	74	51
657 SPECIAL YARN,TXTL.FABRIC	94	343	240	531 SYNTH.COLOURS,LAKES,ETC.	184	226	159
662 CLAY,REFRCT.CONSTR.MATRL	2 995	382	264	533 PIGMENTS, PAINTS, ETC.	50	92	64
663 MINERAL MANUFACTURES,NES	89	447	314	541 MEDICINES,ETC.EXC.GRP542	273	849	590
665 GLASSWARE	70	74	52	542 MEDICAMENTS	42	48	33
673 FLAT-ROLLED IRON ETC.	247	89	63	553 PERFUMERY,COSMETICS,ETC.	1 805	2 357	1 643
677 RAILWAY TRACK IRON,STEEL	1 287	200	131	554 SOAP,CLEANERS,POLISH,ETC	226	168	116
678 WIRE OF IRON OR STEEL	55	58	41	571 POLYMERS OF ETHYLENE	4 226	693	494
679 TUBES,PIPES,ETC.IRON,STL	361	199	144	574 POLYACETAL,POLYCARBONATE	8 625	3 076	2 194
693 WIRE PRODUCTS EXCL.ELECT	53	116	83	575 OTH.PLASTIC,PRIMARY FORM	333	117	78
695 TOOLS	261	936	649	581 PLASTIC TUBE,PIPE,HOSE	648	1 103	763
699 MANUFACTS.BASE METAL,NES	1 126	233	167	582 PLASTIC PLATE,SHEETS,ETC	13 993	7 956	5 574
712 STEAM TURBINES	45	166	117	583 MONOFILAMENT OF PLASTICS	47	76	53
713 INTRNL COMBUS PSTN ENGIN	56	1 174	828	592 STARCHES,INULIN,ETC.	82 375	8 379	5 867
716 ROTATING ELECTRIC PLANT	90	313	222	598 MISC.CHEMICAL PRODS.NES	3 002	420	295
724 TEXTILE,LEATHER MACHINES	114	817	573	611 LEATHER	2 605	7 906	5 506
725 PAPER,PULP MILL MACHINES	15	193	136	612 MANUFACT.LEATHER ETC.NES	15 249	8 641	6 025
726 PRINTNG,BOOKBINONG MACHS	486	2 887	473	621 MATERIALS OF RUBBER	2 228	1 340	932
728 OTH.MACH,PTS,SPCL INDUST	73	667	401	625 RUBBER TYRES,TUBES,ETC.	43 146	20 774	14 578
735 PARTS,NES,FOR MACH-TOOLS	17	144	101	629 ARTICLES OF RUBBER, NES	23 395	9 753	6 826
741 HEATING,COOLNG EQUIP,PART	29	249	177	634 VENEERS, PLYWOOD, ETC.	1 021	954	655
742 PUMPS FOR LIQUIDS,PARTS	54	963	678	635 WOOD MANUFACTURES, NES	122 442	51 039	35 584
743 PUMPS NES,CENTRIFUGS ETC	451	1 744	1 232	641 PAPER AND PAPERBOARD	444	1 003	700
744 MECHANICAL HANDLING EQUIP	489	811	572	642 PAPER,PAPERBOARD,CUT ETC	3 529	3 670	2 574
745 OTH.NONELEC MCH,TOOL,NES	36	513	358	651 TEXTILE YARN	30 269	18 805	13 125
746 BALL OR ROLLER BEARINGS	14	126	89	652 COTTON FABRICS, WOVEN	40 863	43 839	30 659
747 TAPS,COCKS,VALVES,ETC.	19	115	79	653 FABRICS,MAN-MADE FIBRES	14 373	11 883	8 316
748 TRANSMISSIONS SHAFTS ETC	413	1 017	718	654 OTH.TEXTILE FABRIC,WOVEN	147	981	690
749 NON-ELECT MACH.PARTS,ETC	19	119	82	655 KNIT.CROCHET.FABRIC NES	80	199	139
751 OFFICE MACHINES	38	1 127	780	656 TULLE,LACE,EMBROIDRY,ETC	794	1 261	882
752 AUTOMATC.DATA PROC.EQUIP	5	222	155	657 SPECIAL YARN,TXTL.FABRIC	1 511	1 402	978
759 PARTS,FOR OFFICE MACHINS	2	144	99	658 TEXTILE ARTICLES NES	19 007	18 752	13 135
764 TELECOMM.EQUIP.PARTS NES	480	3 291	2 260	659 FLOOR COVERINGS, ETC.	307	699	488
771 ELECT POWER MACHNY.PARTS	8	92	58	661 LIME,CEMENT,CONSTR.MATRL	1 291	341	242
772 ELEC.SWITCH.RELAY.CIRCUIT	6	221	154	662 CLAY,REFRCT.CONSTR.MATRL	23 001	2 996	2 098
773 ELECTR DISTRIB.EQPT NES	1 432	1 618	1 136	663 MINERAL MANUFACTURES,NES	17 050	2 696	1 894
774 ELECTRO-MEDCL,XRAY EQUIP	3	63	43	664 GLASS	252	196	133
775 DOM.ELEC,NON-ELEC.EQUIPT	29	113	78	665 GLASSWARE	4 926	4 000	2 783
778 ELECTRIC.MACH.APPART,NES	2 874	5 989	4 165	666 POTTERY	91 732	26 329	18 392
781 PASS.MOTOR VEHCLS.EX.BUS	361	1 200	838	667 PEARLS,PRECIOUS STONES	75	46 100	32 103
784 PARTS,TRACTORS,MOTOR VEH	24	141	98	675 FLAT-ROLLED, ALLOY STEEL	243	62	43
848 CLOTHING,NONTXTL;HEADGEAR	40	59	42	678 WIRE OF IRON OR STEEL	247	253	176
872 MEDICAL INSTRUMENTS NES	53	191	132	679 TUBES,PIPES,ETC.IRON,STL	12 370	2 261	1 589
874 MEASURE,CONTROL INSTRMNT	104	2 534	1 779	681 SILVER,PLATINUM,ETC.		44	30
882 PHOTO.CINEMATOGRPH.SUPPL	63	253	177	682 COPPER	2 602	2 227	1 557
				687 TIN	56	47	31
				689 MISC.NON-FERR.BASE METAL	225	166	119
				691 METALLIC STRUCTURES NES	171	57	39
				692 CONTAINERS,STORAGE,TRNSP	178	225	153
				693 WIRE PRODUCTS EXCL.ELECT	4 038	2 039	1 422
				694 NAILS,SCREWS,NUTS,ETC.	23 049	9 421	6 543

7 IMPORTS AND EXPORTS (SPECIAL TRADE) BY COUNTRIES OF PRODUCTION AND CONSUMPTION AND BY GROUPS OF THE SITC-REV. III 1995

GROUP DESCRIPTION	DT = 100 KG	1 000 DM	1 000 \$	GROUP DESCRIPTION	DT = 100 KG	1 000 DM	1 000 \$
695 TOOLS	3 865	4 654	3 227	277 NATURAL ABRASIVES, NES	157	291	204
696 CUTLERY	619	1 052	733	278 OTHER CRUDE MINERALS	67 846	2 152	1 506
697 HOUSEHOLD EQUIPMENT, NES	6 992	9 000	6 255	282 FERROUS WASTE AND SCRAP	377 617	10 575	7 477
699 MANUFACTS. BASE METAL, NES	5 149	4 491	3 145	285 ALUMINIUM ORE, CONCTR. ETC	2 993	416	290
713 INTRNL COMBUS PSTN ENGIN	87	263	182	291 CRUDE ANIMAL MATERLS. NES	104	168	120
714 ENGINES, MOTORS NON-ELECT	172	22 014	15 458	292 CRUDE VEG. MATERIALS, NES	1 560	2 032	1 421
716 ROTATING ELECTRIC PLANT	1 752	14 910	10 449	334 PETROLEUM PRODUCTS	17 677	3 839	2 708
718 OTH. POWR. GENRTNG. MACHNRY	13	52	36	335 RESIDUAL PETROL. PRODUCTS	10 147	1 311	918
724 TEXTILE, LEATHER MACHINES	12 223	19 076	13 455	411 ANIMAL OILS AND FATS	184	416	291
725 PAPER, PULP MILL MACHINES	45	179	126	431 ANIMAL, VEG. FATS, OILS, NES	6 049	1 226	869
726 PRINTING, BOOKBINDING MACHS	86	115	84	511 HYDROCARBONS, NES, DERIVTS	12 459	3 088	2 168
728 OTH. MACH. PTS, SPCL INDUST	299	573	401	512 ALCOHOL, PHENOL, ETC. DERIV	83 157	17 674	12 332
731 METAL REMOVAL WORK TOOLS	3 553	12 842	9 046	513 CARBOXYLIC ACIDS, DERIVTS	93 486	17 283	12 035
735 PARTS, NES, FOR MACH-TOOLS	472	657	466	514 NITROGEN-FUNCT. COMPOUNDS	29 590	14 305	9 965
737 METALWORKING MACHNRY NES	15	74	50	515 ORGANO-INORGANIC COMPNDS	6 608	12 789	8 925
741 HEATING, COOLING EQUIP, PART	1 980	3 485	2 457	516 OTHER ORGANIC CHEMICALS	25 684	8 571	5 995
742 PUMPS FOR LIQUIDS, PARTS	91	415	280	522 INORGANIC CHEM. ELEMENTS	67 407	20 770	14 524
743 PUMPS NES, CENTRIFUGS ETC	2 847	10 729	7 479	523 METAL, SALTS, INORGAN. ACID	113 241	14 521	10 110
744 MECHANICAL HANDLING EQUIP	22	486	338	524 OTHER CHEMICAL COMPOUNDS	4 357	2 162	1 505
745 OTH. NONELEC MCH, TOOL, NES	306	574	407	525 RADIO-ACTIVE MATERIALS	125	684	487
746 BALL OR ROLLER BEARINGS	526	11 783	8 222	531 SYNTH. COLOURS, LAKES, ETC.	22 177	46 220	32 275
747 TAPS, COCKS, VALVES, ETC.	7 340	8 797	6 128	532 DYEING, TANNING MATERIALS	39 264	7 202	4 999
748 TRANSMISSIONS SHAFTS ETC	4 075	2 048	1 423	533 PIGMENTS, PAINTS, ETC.	41 516	37 359	26 094
749 NON-ELECT MACH. PARTS, ETC	163	412	284	541 MEDICINES, ETC. EXC. GRP542	5 345	38 222	26 697
751 OFFICE MACHINES	5 152	23 373	16 419	542 MEDICAMENTS	7 414	40 518	28 362
752 AUTOMATC. DATA PROC. EQUIP	61 945	410 832	287 997	551 ESSNTL. OIL, PERFUME, FLAVR	2 690	6 014	4 208
759 PARTS, FOR OFFICE MACHINS	13 815	48 950	32 695	553 PERFUMERY, COSMETICS, ETC.	3 288	5 478	3 829
761 TELEVISION RECEIVERS ETC	21 880	37 118	25 794	554 SOAP, CLEANERS, POLISH, ETC	44 197	15 389	10 760
762 RADIO-BROADCAST RECEIVER	66	384	270	562 FERTILIZER, EXCEPT GRP272	205 463	3 666	2 602
763 SOUND RECORDER, PHONOGRPH	2 385	12 761	8 971	571 POLYMERS OF ETHYLENE	51 472	8 019	5 628
764 TELECOMM. EQUIP. PARTS NES	25 930	55 208	38 603	572 POLYMERS OF STYRENE	1 746	451	314
771 ELECT POWER MACHNRY, PARTS	5 524	22 460	15 578	573 POLYMERS, VINYL CHLORIDE	17 006	6 841	4 712
772 ELEC. SWITCH, RELAY, CIRCUIT	3 559	29 161	20 353	574 POLYACETAL, POLYCARBONATE	25 062	10 609	7 430
773 ELECTR DISTRIB. EQPT NES	2 517	8 100	5 626	575 OTH. PLASTIC, PRIMARY FORM	116 560	52 351	36 559
775 DOM. ELEC. NON-ELEC. EQUIPT	5 267	5 103	3 554	579 PLASTIC WASTE, SCRAP ETC	622	132	94
776 TRANSISTORS, VALVES, ETC.	3 159	261 900	183 157	581 PLASTIC TUBE, PIPE, HOSE	1 516	4 604	3 250
778 ELECTRIC MACH. APPART. NES	12 466	58 622	41 021	582 PLASTIC PLATE, SHEETS, ETC	16 201	16 264	11 362
781 PASS. MOTOR VEHCLS. EX. BUS	116	238	166	583 MONOFILAMENT OF PLASTICS	1 126	976	685
782 GOODS, SPCL TRANSPORT VEH	43 244	49 209	34 528	591 INSECTICIDES, ETC.	23 692	22 265	15 521
784 PARTS, TRACTORS, MOTOR VEH	1 081	2 356	1 649	592 STARCHES, INULIN, ETC.	207 479	25 157	17 574
785 CYCLES, MOTORCYCLES ETC.	1 585	1 882	1 308	593 EXPLOSIVES, PYROTECHNICS	451	2 399	1 649
788 TRAILERS, SEMI-TRAILR, ETC	638	300	214	597 PREPRD ADDITIVES, LIQUIDS	40 842	15 722	10 973
791 RAILWAY VEHICLES, EQUIPNT	34	139	96	598 MISC. CHEMICAL PRODTS. NES	92 075	47 702	33 350
792 AIRCRAFT, ASSCOTD. EQUIPNT	90	4 704	3 287	600 CPL IND PLANT CHAP 69-76	152 122	94 025	65 047
793 SHIP, BOAT, FLOAT. STRUCTRS	129	143	99	611 LEATHER	1 808	8 710	6 119
812 PLUMBING, SANITRY, EQPT. ETC	867	238	161	612 MANUFACT. LEATHER ETC. NES	13	99	69
813 LIGHTING FIXTURES ETC. NES	4 689	6 760	4 715	613 FURSKINS, TANNED, DRESSED	132	633	455
821 FURNITURE, CUSHIONS, ETC.	109 761	62 792	43 887	621 MATERIALS OF RUBBER	4 748	5 336	3 674
831 TRUNK, SUIT-CASES, BAG, ETC	8 948	49 120	34 393	625 RUBBER TYRES, TUBES, ETC.	1 967	1 952	1 366
841 MENS, BOYS CLOTHING, X-KNIT	23 805	68 926	47 786	629 ARTICLES OF RUBBER, NES	6 419	14 236	9 971
842 WOMEN, GIRL CLOTHING, XKNIT	10 680	49 166	34 261	633 CORK MANUFACTURES	24	52	38
843 MENS, BOYS CLOTHING, KNIT	4 047	16 260	11 327	634 VENEERS, PLYWOOD, ETC.	3 067	1 274	897
844 WOMEN, GIRLS CLOTHING, KNIT	6 624	26 690	18 622	635 WOOD MANUFACTURES, NES	5 134	1 428	995
845 OTHR. TEXTILE APPAREL, NES	39 548	133 469	92 841	641 PAPER AND PAPERBOARD	209 580	43 535	30 467
846 CLOTHING ACCESSRS, FABRIC	3 461	11 616	8 093	642 PAPER, PAPERBOARD, CUT ETC	31 133	14 077	9 841
848 CLOTHING, NONTXTL; HEADGEAR	50 067	58 860	41 083	651 TEXTILE YARN	10 763	10 534	7 334
851 FOOTWEAR	45 858	94 412	65 253	652 COTTON FABRICS, WOVEN	754	2 355	1 644
871 OPTICAL INSTRUMENTS, NES	109	374	280	653 FABRICS, MAN-MADE FIBRES	1 892	6 312	4 430
872 MEDICAL INSTRUMENTS NES	856	2 076	1 458	654 OTH. TEXTILE FABRIC, WOVEN	419	1 637	1 148
873 METERS, COUNTERS, NES	96	448	314	655 KNIT, CROCHET, FABRIC NES	1 092	4 280	2 997
874 MEASURE, CONTROL INSTRMNT	822	14 150	9 882	656 TULLE, LACE, EMBROIDRY, ETC	135	644	446
881 PHOTOGRAPH APPAR. ETC. NES	945	12 289	8 537	657 SPECIAL YARN, TXTL. FABRIC	15 732	24 220	16 944
882 PHOTO. CINEMATOGPH. SUPPL	57	655	474	658 TEXTILE ARTICLES NES	210	921	637
884 OPTICAL GOODS NES	3 874	37 506	26 273	659 FLOOR COVERINGS, ETC.	663	413	291
885 WATCHES AND CLOCKS	2 612	55 643	38 644	661 LIME, CEMENT, CONSTR. MATRL	334	55	35
892 PRINTED MATTER	1 240	1 466	1 006	662 CLAY, REFRACT. CONSTR. MATRL	123 005	19 079	13 289
893 ARTICLES, NES, OF PLASTICS	74 517	34 169	23 975	663 MINERAL MANUFACTURES, NES	25 480	18 671	13 070
894 BABY CARRIAGE, TOYS, GAMES	97 248	128 163	89 522	664 GLASS	23 698	10 845	7 608
895 OFFICE, STATIONERY SUPPLS	11 882	23 907	16 705	665 GLASSWARE	5 382	7 185	5 024
896 WORKS OF ART, ANTIQUE ETC	133	638	445	667 PEARLS, PRECIOUS STONES	62	26 199	18 305
897 GOLD, SILVERWARE, JEWEL NES	890	177 357	123 951	671 PIG IRON, SPIEGELEISN, ETC	4 216	1 080	752
898 MUSICAL INSTRUMENTS, ETC.	11 651	19 373	13 513	672 INGOTS ETC. IRON OR STEEL	1 352 465	44 826	31 350
899 MISC MANUFCTRD GOODS NES	15 901	28 206	19 687	673 FLAT-ROLLED IRON ETC.	195 770	10 860	7 599
971 GOLD, NONMONTY EXCL ORES	42	35 206	24 691	674 FLAT-ROLLED PLATED IRON	18 417	1 654	1 130
				675 FLAT-ROLLED, ALLOY STEEL	164 718	48 396	33 856
				676 IRON, STL. BAR, SHAPES ETC.	648 945	46 933	32 899
EXPORTS	7 357 501	5 380 462	3 758 774	678 WIRE OF IRON OR STEEL	1 446	475	333
001 LIVE ANIMALS	127	652	456	679 TUBES, PIPES, ETC. IRON, STL	104 075	14 775	10 345
012 OTHER MEAT, MEAT OFFAL	852	96	69	681 SILVER, PLATINUM, ETC.	105	3 013	2 114
017 MEAT, OFFL. PRPD, PRSVD, NES	30	46	33	682 COPPER	6 990	6 402	4 474
022 MILK AND CREAM	36 241	10 275	7 182	683 NICKEL	438	1 023	689
034 FISH, FRESH, CHILLED, FROZN	885	270	179	684 ALUMINIUM	28 580	15 646	10 918
037 FISH ETC. PRPD, PRSVD, NES	6	127	92	685 LEAD	583	116	79
047 OTHER CEREAL MEAL, FLOURS	436	39	30	686 ZINC	1 221	319	222
048 CEREAL PREPARATIONS	258 094	12 946	9 055	687 TIN	34	54	36
054 VEGETABLES	16 692	35 417	24 685	689 MISC. NON-FERR. BASE METAL	358	702	490
056 VEGETABLES, PRPD, PRSVD, NES	103	53	37	691 METALLIC STRUCTURES NES	14 294	12 175	8 531
057 FRUIT, NUTS EXCL. OIL NUTS	100	132	91	692 CONTAINERS, STORAGE, TRNSP	6 595	9 781	6 841
058 FRUIT, PRESERVED, PREPARED	482	238	171	693 WIRE PRODUCTS EXCL. ELECT	1 523	2 127	1 491
059 FRUIT, VEGETABLE JUICES	621	152	108	694 NAILS, SCREWS, NUTS, ETC.	1 983	4 913	3 411
061 SUGARS, MOLASSES, HONEY	3 206	553	387	695 TOOLS	6 611	22 487	15 759
062 SUGAR CONFECTIONERY	716	524	368	696 CUTLERY	378	2 492	1 745
071 COFFEE, COFFEE SUBSTITUTE	24	50	36	697 HOUSEHOLD EQUIPMENT, NES	1 214	2 635	1 839
073 CHOCOLATE, OTH. COCOA PREP	2 381	1 830	1 282	699 MANUFACTS. BASE METAL, NES	19 224	23 471	16 477
081 ANIMAL FEED STUFF	8 984	4 580	3 224	700 CPL IND PLANT (84/85/87)	138 837	266 387	187 333
098 EDIBLE PROD. PREPRTNS, NES	2 127	1 408	992	711 STEAM GENER. BOILERS, ETC.	11 149	9 657	6 858
111 NON-ALCOHOL. BEVERAGE, NES	559	97	67	712 STEAM TURBINES	3 378	15 423	10 782
112 ALCOHOLIC BEVERAGES	2 495	1 029	723	713 INTRNL COMBUS PSTN ENGIN	22 156	73 011	51 733
122 TOBACCO, MANUFACTURED	469	1 491	1 056	714 ENGINES, MOTORS NON-ELECT	144	13 040	9 096
211 HIDES, SKINS (EX. FURS), RAW	11 301	3 499	2 434	716 ROTATING ELECTRIC PLANT	16 887	30 535	21 489
232 SYNTHETIC RUBBER, ETC.	13 202	4 588	3 198	718 OTH. POWR. GENRTNG. MACHNRY	1 373	7 655	5 445
248 WOOD, SIMPLY WORKED	2 982	408	278	721 AGRIC. MACHINES, EX. TRACTR	1 785	2 769	1 942
251 PULP AND WASTE PAPER	373 735	8 531	5 910	722 TRACTORS	805	756	494
263 COTTON	4 029	1 528	1 056	723 CIVIL ENGINEERING EQUIPT	53 440	71 095	49 810
266 SYNTHETIC FIBRES	1 632	454	315	724 TEXTILE, LEATHER MACHINES	52 606	159 315	111 171
267 OTHER MAN-MADE FIBRES	272	134	92	725 PAPER, PULP MILL MACHINES	8 571	29 320	20 799
273 STONE, SAND AND GRAVEL	40 913	1 180	825	726 PRINTING, BOOKBINDING MACHS	16 235	49 061	33 937
274 SULPHUR, UNRSTD. IRON PYRS	5 033	1 250	874	727 FOOD-PROCESS. MCH. NON DOM	9 291	29 486	20 691

7 IMPORTS AND EXPORTS (SPECIAL TRADE) BY COUNTRIES OF PRODUCTION AND CONSUMPTION AND BY GROUPS OF THE SITC-REV. III 1995

GROUP DESCRIPTION	DT = 100 KG	1 000 DM	1 000 \$	GROUP DESCRIPTION	DT = 100 KG	1 000 DM	1 000 \$
728 OTH.MACH,PTS,SPCL INDUST	181 213	440 937	308 563	784 PARTS,TRACTORS,MOTOR VEH	316	961	671
731 METAL REMOVAL WORK TOOLS	22 711	29 945	20 978	785 CYCLES,MOTORCYCLES ETC.	46	101	72
733 MACH-TOOLS,METAL-WORKING	51 254	47 851	33 390	791 RAILWAY VEHICLES.EQUIPNT	116	53	38
735 PARTS,NES,FOR MACH-TOOLS	11 744	6 084	4 233	872 MEDICAL INSTRUMENTS NES	5	55	40
737 METALWORKING MACHNRY NES	4 246	12 299	8 583	874 MEASURE,CONTROL INSTRMNT	7	361	252
741 HEATING,COOLING EQUIP,PART	53 492	162 214	113 434				
742 PUMPS FOR LIQUIDS,PARTS	22 038	54 062	37 991	VIETNAM			
743 PUMPS NES,CENTRIFUGS ETC	39 355	109 420	76 409				
744 MECHANICAL HANDLING EQUIP	78 824	116 238	80 955	IMPORTS	1 008 302	816 157	567 179
745 OTH.NON-ELEC MCH,TOOL,NES	52 840	195 854	136 672				
746 BALL OR ROLLER BEARINGS	1 882	3 361	2 348	012 OTHER MEAT, MEAT OFFAL	128	51	36
747 TAPS,COCKS,VALVES,ETC.	9 509	32 442	22 714	034 FISH,FRESH,CHILLED,FROZN	4 257	2 700	1 898
748 TRANSMISSIONS SHAFTS ETC	10 085	26 417	18 568	036 CRUSTACEANS,MOLLUSCS ETC	5 768	4 186	2 903
749 NON-ELECT MACH.PARTS,ETC	2 452	16 364	11 432	037 FISH ETC.PRPD,PRSD,NES	13 232	5 187	3 598
751 OFFICE MACHINES	834	4 896	3 440	048 CEREAL PREPARATIONS	1 725	345	240
752 AUTOMATC.DATA PROC.EQUIP	868	13 854	9 698	054 VEGETABLES	1 939	519	360
759 PARTS,FOR OFFICE MACHINS	178	37 623	26 464	056 VEGETABLES,PRPD,PRSD,NES	806	230	160
761 TELEVISION RECEIVERS ETC	91	309	213	057 FRUIT,NUTS EXCL.OIL NUTS	546	389	264
762 RADIO-BROADCAST RECEIVER	148	3 236	2 272	058 FRUIT,PRESERVED,PREPARED	807	190	130
763 SOUND RECORDER,PHONOGRPH	37	711	495	061 SUGARS,MOLASSES,HONEY	545	65	46
764 TELECOMM.EQUIP.PARTS NES	8 135	145 193	101 262	071 COFFEE,COFFEE SUBSTITUTE	416 039	173 975	121 345
771 ELECT POWER MACHNY.PARTS	26 680	46 752	32 584	074 TEA AND MATE	3 057	1 278	904
772 ELEC SWITCH,RELAY,CIRCUIT	16 531	113 326	79 393	075 SPICES	9 440	3 351	2 366
773 ELECTR DISTRIB.EQPT NES	16 221	29 536	20 676	098 EDIBLE PROD.PREPRTNS,NES	739	274	192
774 ELECTRO-MEDCL,XRAY EQUIP	765	10 867	7 554	222 OILSEED(SFT.FIX VEG.OIL)	530	517	43
775 DOM.ELEC,NON-ELEC.EQUIPT	5 933	14 504	10 456	231 NATURAL RUBBER, ETC.	65 629	15 417	10 778
776 TRANSISTORS,VALVES,ETC.	201	138 097	96 639	248 WOOD, SIMPLY WORKED	963	283	191
778 ELECTRIC.MACH. APPART.NES	34 630	86 361	60 248	291 CRUDE ANIMAL MATERLS.NES	1 007	383	268
781 PASS.MOTOR VEHCLS.EX.BUS	319 872	884 738	614 617	292 CRUDE VEG.MATERIALS, NES	1 424	569	397
782 GOODS,SPCL TRANSPORT VEH	36 617	54 566	38 187	321 COAL,NOT AGGLOMERATED	36 856	690	483
783 ROAD MOTOR VEHICLES NES	5 135	7 212	5 096	322 BRIQUETTES,LIGNITE,PEAT	41 238	774	541
784 PARTS,TRACTORS,MOTOR VEH	44 852	105 816	74 133	514 NITROGEN-FUNCT.COMPOUNDS	2 524	400	282
785 CYCLES,MOTORCYCLES ETC.	15	63	44	551 ESSNTL.OIL,PERFUME,FLAVR	269	314	214
786 TRAILERS,SEMI-TRAILR,ETC	13 394	8 028	5 635	625 RUBBER TYRES,TUBES,ETC.	1 066	360	252
791 RAILWAY VEHICLES.EQUIPNT	438	1 663	1 138	629 ARTICLES OF RUBBER, NES	276	123	87
792 AIRCRAFT,ASSOCTD.EQUIPNT	98	17 461	12 148	634 VENEERS, PLYWOOD, ETC.	1 235	258	183
793 SHIP,BOAT,FLOAT.STRUCTRS	35	148	103	635 WOOD MANUFACTURES, NES	13 233	4 177	2 925
800 CPL IND PLANT CHAP 90/94	91	743	515	652 COTTON FABRICS, WOVEN	686	371	262
812 PLUMBING,SANITRY,EQPT.ETC	513	572	393	653 FABRICS,MAN-MADE FIBRES	79	52	36
813 LIGHTING FIXTURES ETC.NES	1 635	7 622	5 334	658 TEXTILE ARTICLES NES	1 763	6 532	4 542
821 FURNITURE,CUSHIONS,ETC.	3 617	13 875	9 722	659 FLOOR COVERINGS, ETC.	385	583	404
831 TRUNK,SUIT-CASES,BAG,ETC	67	1 083	752	661 LIME,CEMENT,CONSTR.MATRL	22 657	746	529
841 MENS,BOYS CLOTHING,X-KNIT	36	1 128	775	662 CLAY,REFRCT.CONSTR.MATRL	1 076	54	40
842 WOMEN,GIRL CLOTHING,XKNIT	2	480	331	663 MINERAL MANUFACTURES,NES	16 294	1 950	1 346
844 WOMEN,GIRLS CLOTHING,KNIT	3	85	58	665 GLASSWARE	2 754	785	550
845 OTHR.TEXTILE APPAREL,NES	79	305	212	666 POTTERY	65 106	11 298	7 879
846 CLOTHING ACCESSRS,FABRIC	74	1 041	725	687 TIN	202	184	130
848 CLOTHING,NONTXTL;HEADGEAR	77	648	453	695 TOOLS	361	136	136
851 FOOTWEAR	1 353	5 656	3 957	697 HOUSEHOLD EQUIPMENT,NES	5 528	589	414
871 OPTICAL INSTRUMENTS,NES	101	4 685	3 312	764 TELECOMM.EQUIP.PARTS NES	2	93	64
872 MEDICAL INSTRUMENTS NES	2 058	27 133	18 999	778 ELECTRIC.MACH. APPART.NES	21	91	63
873 METERS,COUNTERS,NES	350	2 500	1 759	785 CYCLES,MOTORCYCLES ETC.	308	304	216
874 MEASURE,CONTROL INSTRMNT	4 085	68 668	47 996	786 TRAILERS,SEMI-TRAILR,ETC	231	54	38
881 PHOTOGRAPH APPAR.ETC.NES	421	3 499	2 437	813 LIGHTING FIXTURES ETC.NES	168	82	57
882 PHOTO.CINEMATOGRPH.SUPPL	11 054	12 496	8 718	821 FURNITURE,CUSHIONS,ETC.	9 140	3 987	2 784
883 CINE.FILM EXPOSD.DEVELOPD	1	63	44	831 TRUNK,SUIT-CASES,BAG,ETC	19 733	37 933	26 327
884 OPTICAL GOODS NES	17	2 868	2 013	841 MENS,BOYS CLOTHING,X-KNIT	40 195	139 722	97 186
885 WATCHES AND CLOCKS	492	12 341	8 585	842 WOMEN,GIRL CLOTHING,XKNIT	22 711	99 862	69 132
891 ARMS AND AMMUNITION	144	2 002	1 397	843 MENS,BOYS CLOTHING,KNIT	609	1 319	919
892 PRINTED MATTER	3 379	5 732	4 012	844 WOMEN,GIRLS CLOTHING,KNIT	1 243	3 187	2 235
893 ARTICLES,NES,OF PLASTICS	10 003	20 374	14 233	845 OTHR.TEXTILE APPAREL,NES	10 882	41 479	28 895
894 BABY CARRIAGE,TOYS,GAMES	1 124	2 086	1 454	846 CLOTHING ACCESSRS,FABRIC	1 171	441	308
895 OFFICE,STATIONERY SUPPLS	4 255	12 851	8 925	848 CLOTHING,NONTXTL;HEADGEAR	2 714	13 252	9 184
896 WORKS OF ART,ANTIQUE ETC	4	74	52	851 FOOTWEAR	140 149	219 099	151 715
897 GOLD,SILVERWARE,JEWEL NES	6	7 781	5 441	874 MEASURE,CONTROL INSTRMNT	1	66	46
898 MUSICAL INSTRUMENTS,ETC.	4 593	78 153	54 710	884 OPTICAL GOODS NES	188	388	266
899 MISC MANUFCTRD GOODS NES	745	6 276	4 376	892 PRINTED MATTER	22	96	66
941 COMPL IND PLANT CHAPT 99	1 918	8 215	5 674	893 ARTICLES,NES,OF PLASTICS	1 749	488	339
971 GOLD,NONMONTYR EXCL ORES	78	76 836	53 600	894 BABY CARRIAGE,TOYS,GAMES	5 800	6 248	4 344
				895 OFFICE,STATIONERY SUPPLS	29	99	71
				897 GOLD,SILVERWARE,JEWEL NES	5	62	43
				898 MUSICAL INSTRUMENTS,ETC.	21	85	60
				899 MISC MANUFCTRD GOODS NES	7 546	3 016	2 111
LAOS							
IMPORTS	15 599	26 932	18 754	EXPORTS	406 982	339 844	237 179
071 COFFEE,COFFEE SUBSTITUTE	5 975	2 347	1 653	022 MILK AND CREAM	2 178	677	442
841 MENS,BOYS CLOTHING,X-KNIT	4 696	9 453	6 619	046 MEAL,FLOUR OF WHEAT,MSLN	99 370	3 508	2 510
842 WOMEN,GIRL CLOTHING,XKNIT	931	3 485	2 427	054 VEGETABLES	2 861	3 183	2 224
843 MENS,BOYS CLOTHING,KNIT	146	420	294	058 FRUIT,PRESERVED,PREPARED	346	219	154
844 WOMEN,GIRLS CLOTHING,KNIT	103	176	124	061 SUGARS,MOLASSES,HONEY	454	64	46
845 OTHR.TEXTILE APPAREL,NES	3 158	10 612	7 330	062 SUGAR CONFECTIONERY	240	102	71
894 BABY CARRIAGE,TOYS,GAMES	151	250	173	081 ANIMAL FEED STUFF	354	143	100
EXPORTS	2 903	6 816	4 753	098 EDIBLE PROD.PREPRTNS,NES	274	406	281
054 VEGETABLES	91	93	66	112 ALCOHOLIC BEVERAGES	2 582	1 539	1 060
292 CRUDE VEG.MATERIALS, NES	15	72	51	211 HIDES,SKINS(EX.FURS),RAW	171	96	67
513 CARBOXYLIC ACIDS,DERIVTS	55	52	37	232 SYNTHETIC RUBBER, ETC.	1 587	516	355
541 MEDICINES,ETC.EXC.GRP542	14	165	117	263 COTTON	688	191	135
542 MEDICAMENTS	7	49	34	267 OTHER MAN-MADE FIBRES	3 183	1 747	1 206
679 TUBES,PIPES,ETC. IRON, STL	254	185	125	269 WORN CLOTHING,TEXTL.ARTL	732	65	45
692 CONTAINERS,STORAGE,TRNSP	47	54	38	273 STONE, SAND AND GRAVEL	2 100	53	36
695 TOOLS	13	63	43	278 OTHER CRUDE MINERALS	2 773	356	252
723 CIVIL ENGINEERING EQUIPT	289	505	343	287 ORE,CONCENTR.BASE METALS	210	104	75
727 FOOD-PROCESS.MCH,NON DOM	19	289	201	291 CRUDE ANIMAL MATERLS.NES	1 972	227	161
728 OTH.MACH,PTS,SPCL INDUST	404	474	319	292 CRUDE VEG.MATERIALS, NES	777	1 341	928
731 METAL REMOVAL WORK TOOLS	19	54	38	334 PETROLEUM PRODUCTS	521	276	195
737 METALWORKING MACHNRY NES	21	118	83	511 HYDROCARBONS,NES,DERIVTS	1 367	307	216
743 PUMPS NES,CENTRIFUGS ETC	35	146	98	512 ALCOHOL,PHENOL,ETC.DERIV	805	117	80
744 MECHANICAL HANDLING EQUIP	125	370	262	513 CARBOXYLIC ACIDS,DERIVTS	8 746	1 997	1 398
745 OTH.NON-ELEC MCH,TOOL,NES	44	285	202	514 NITROGEN-FUNCT.COMPOUNDS	365	242	167
747 TAPS,COCKS,VALVES,ETC.	158	226	155	515 ORGANO-INORGANIC COMPNDS	228	412	287
749 NON-ELECT MACH.PARTS,ETC		86	63	516 OTHER ORGANIC CHEMICALS	479	577	404
751 OFFICE MACHINES	8	69	48	522 INORGANIC CHEM.ELEMENTS	723	258	181
764 TELECOMM.EQUIP.PARTS NES	81	538	382	523 METAL.SALTS,INORGAN.ACID	4 709	608	427
774 ELECTRO-MEDCL,XRAY EQUIP	3	46	33	531 SYNTH.COLOURS,LAKES,ETC.	85	237	163
781 PASS.MOTOR VEHCLS.EX.BUS	163	500	355	532 DYEING,TANNING MATERIALS	411	97	65
782 GOODS,SPCL TRANSPORT VEH	49	135	95	533 PIGMENTS, PAINTS, ETC.	1 261	1 440	1 009
783 ROAD MOTOR VEHICLES NES	106	146	104	541 MEDICINES,ETC.EXC.GRP542	449	969	657

7 IMPORTS AND EXPORTS (SPECIAL TRADE) BY COUNTRIES OF PRODUCTION AND CONSUMPTION AND BY GROUPS OF THE SITC-REV. III 1995

GROUP DESCRIPTION	DT = 100 KG	1 000 DM	1 000 \$	GROUP DESCRIPTION	DT = 100 KG	1 000 DM	1 000 \$
542 MEDICAMENTS	4 183	6 302	4 401	881 PHOTOGRAPH APPAR.ETC.NES	49	357	253
551 ESSNTL.OIL,PERFUME,FLAVR	367	784	548	882 PHOTO.CINEMATOGRPH.SUPPL	337	377	265
553 PERFUMERY,COSMETICS,ETC.	921	375	264	884 OPTICAL GOODS NES		316	220
554 SOAP,CLEANERS,POLISH,ETC	1 864	722	508	891 ARMS AND AMMUNITION	4	181	125
562 FERTILIZER,EXCEPT GRP272	184	67	49	892 PRINTED MATTER	199	1 131	790
571 POLYMERS OF ETHYLENE	1 563	164	114	893 ARTICLES,NES,OF PLASTICS	1 424	1 424	994
573 POLYMERS,VINYL CHLORIDE	3 536	1 005	706	894 BABY CARRIAGE,TOYS,GAMES	280	492	337
575 OTH.PLASTIC,PRIMARY FORM	2 574	1 141	801	895 OFFICE,STATIONERY SUPPLS	317	1 037	717
581 PLASTIC TUBE,PIPE,HOSE	41	123	82	898 MUSICAL INSTRUMENTS,ETC.	8	1 071	745
582 PLASTIC PLATE,SHEETS,ETC	1 481	2 971	2 067	899 MISC MANUFCTRD GOODS NES	538	3 724	2 620
583 MONOFILAMENT OF PLASTICS	151	90	62	941 COMPL IND PLANT CHAPT 99	466	1 772	1 245
591 INSECTICIDES, ETC.	5 356	7 726	5 378				
592 STARCHES,INULIN,ETC.	3 237	1 447	1 010	CAMBODIA			
597 PREPRD ADDITIVES,LIQUIDS	1 729	633	452				
598 MISC.CHEMICAL PRDCTS.NES	5 792	2 702	1 882	IMPORTS	14 994	27 677	19 351
600 CPL IND PLANT CHAP 69-76	1 158	3 760	2 671				
611 LEATHER	300	774	548	231 NATURAL RUBBER, ETC.	2 152	375	256
612 MANUFACT.LEATHER ETC.NES	5	122	86	764 TELECOMM.EQUIP.PARTS NES	3	59	42
621 MATERIALS OF RUBBER	141	305	213	841 MENS,BOYS CLOTHNG,X-KNIT	3 250	5 966	4 171
625 RUBBER TYRES,TUBES,ETC.	232	129	87	842 WOMEN,GIRL CLOTHNG,XKNIT	3 690	12 664	8 866
629 ARTICLES OF RUBBER, NES	43	177	118	843 MENS,BOYS CLOTHING,KNIT	178	323	224
634 VENEERS, PLYWOOD, ETC.	395	49	34	844 WOMEN,GIRLS CLOTHNG,KNIT	368	499	349
635 WOOD MANUFACTURES, NES	7 031	274	197	845 OTHR. TEXTILE APPAREL,NES	5 208	7 624	5 327
641 PAPER AND PAPERBOARD	7 031	1 304	915	874 MEASURE,CONTROL INSTRMNT	4	64	46
642 PAPER,PAPERBOARD,CUT ETC	752	322	226	896 WORKS OF ART,ANTIQUE ETC	2	46	31
651 TEXTILE YARN	276	944	671				
652 COTTON FABRICS, WOVEN	3 330	12 356	8 693	EXPORTS	75 680	15 579	10 913
653 FABRICS,MAN-MADE FIBRES	768	2 477	1 749				
654 OTH.TEXTILE FABRIC,WOVEN	587	1 720	1 196	112 ALCOHOLIC BEVERAGES	729	106	73
655 KNIT.CROCHET.FABRIC NES	39	143	102	541 MEDICINES,ETC,EXC.GRP542	5	101	71
656 TULLE,LACE,EMBROIDRY,ETC	136	947	657	553 PERFUMERY,COSMETICS,ETC.	98	46	31
657 SPECIAL YARN,TXTL.FABRIC	1 711	19 976	13 953	562 FERTILIZER,EXCEPT GRP272	70 354	1 755	1 215
658 TEXTILE ARTICLES NES	163	423	298	641 PAPER AND PAPERBOARD	343	65	47
662 CLAY,REFRCT.CONSTR.MATRL	36 360	4 564	3 163	657 SPECIAL YARN,TXTL.FABRIC	5	90	64
663 MINERAL MANUFACTURES,NES	6 372	852	592	695 TOOLS	70	169	118
664 GLASS	15	167	117	723 CIVIL ENGINEERING EQUIPT	265	316	225
665 GLASSWARE	103	120	82	726 PRINTNG,BOOKBINDNG MACHS	4	49	35
666 POTTERY	55	160	108	727 FOOD-PROCESS.MCH,NON DOM	943	3 278	2 314
674 FLAT-ROLLED PLATED IRON	802	49	35	752 AUTOMATC.DATA PROC.EQUIP	1	61	43
675 FLAT-ROLLED, ALLOY STEEL	236	98	69	773 ELECTR DISTRIBT.EQPT NES	389	221	158
676 IRON, STL.BAR, SHAPES ETC.	2 647	246	168	781 PASS.MOTOR VEHCLS.EX.BUS	597	3 182	2 205
679 TUBES,PIPES,ETC. IRON, STL	6 089	1 594	1 107	785 CYCLES,MOTORCYCLES ETC.	382	1 134	787
682 COPPER	789	527	371	872 MEDICAL INSTRUMENTS NES	55	263	180
684 ALUMINIUM	2 547	5 339	3 714	874 MEASURE,CONTROL INSTRMNT	15	184	124
691 METALLIC STRUCTURES NES	227	220	154	881 PHOTOGRAPH APPAR.ETC.NES	13	89	65
692 CONTAINERS, STORAGE, TRNSP	335	452	311	895 OFFICE,STATIONERY SUPPLS	1	95	68
693 WIRE PRODUCTS EXCL.ELECT	846	330	233				
695 TOOLS	297	1 587	1 116	INDONESIA			
696 CUTLERY	724	2 724	1 903				
697 HOUSEHOLD EQUIPMENT,NES	182	253	179	IMPORTS	12 079 872	2 860 422	1 995 693
699 MANUFACTS.BASE METAL,NES	520	907	625				
700 CPL IND PLANT (84/85/87)	528	4 567	3 237	001 LIVE ANIMALS	86	327	228
711 STEAM GENER.BUILDERS,ETC.	1 530	2 302	1 595	034 FISH,FRESH,CHILLED,FROZN	1 066	1 926	1 349
713 INTRNL COMBUS PSTN ENGIN	1 413	3 436	2 384	036 CRUSTACEANS,MOLLUSCS ETC	3 448	6 883	4 786
716 ROTATING ELECTRIC PLANT	647	2 431	1 700	037 FISH ETC,PREPD,PRSD,NES	11 896	4 931	3 445
718 OTH.POWR.GENRTNG.MACHNRY	26	92	63	048 CEREAL PREPARATIONS	84	47	33
721 AGRIC.MACHINES,EX.TRACTR	234	179	123	054 VEGETABLES	20 359	643	446
723 CIVIL ENGINEERING EQUIPT	6 948	5 389	3 723	056 VEGETABLES,PRPD,PRSD,NES	910	157	109
724 TEXTILE,LEATHER MACHINES	2 067	8 703	6 049	057 FRUIT,NUTS EXCL.OIL NUTS	29 213	4 635	3 238
725 PAPER,PULP MILL MACHINES	138	509	353	058 FRUIT,PRESERVED,PREPARED	184 434	14 721	10 135
726 PRINTNG,BOOKBINDNG MACHS	1 935	9 615	6 749	059 FRUIT,VEGETABLE JUICES	52 519	8 688	6 099
727 FOOD-PROCESS.MCH,NON DOM	4 560	14 314	9 854	062 SUGAR CONFECTIONERY	81	93	65
728 OTH.MACH,PTS,SPCL INDUST	4 443	8 658	6 037	071 COFFEE,COFFEE SUBSTITUTE	261 220	102 332	71 272
731 METAL REMOVAL WORK TOOLS	352	1 076	724	072 COCOA	349 225	78 453	54 750
733 MACH-TOOLS,METAL-WORKING	270	2 560	1 822	074 TEA AND MATE	36 811	17 056	11 981
735 PARTS,NES,FOR MACH-TOOLS	15	365	255	075 SPICES	77 278	35 303	24 707
737 METALWORKING MACHNRY NES	13	88	60	081 ANIMAL FEED STUFF	1 741 255	30 251	20 832
741 HEATNG,COOLNG EQUIP,PART	5 479	15 634	10 905	098 EDIBLE PROD.PREPRNTS,NES	1 417	369	257
742 PUMPS FOR LIQUIDS,PARTS	824	2 411	1 664	112 ALCOHOLIC BEVERAGES	694	381	265
743 PUMPS NES,CENTRIFUGS ETC	885	3 429	2 390	121 TOBACCO, UNMANUFACTURED	15 792	20 860	14 621
744 MECHANICAL HANDLING EQUIP	2 384	3 103	2 194	122 TOBACCO, MANUFACTURED	92	296	207
745 OTH.NONELC MCH,TOOL,NES	4 578	18 126	12 625	223 OILSEED(OTH.FIX.VEG.OIL)	42 374	3 321	2 345
746 BALL OR ROLLER BEARINGS	9	45	30	231 NATURAL RUBBER, ETC.	484 573	113 888	79 541
747 TAPS,COCKS,VALVES,ETC.	250	1 187	831	232 SYNTHETIC RUBBER, ETC.	636	155	108
748 TRANSMISSIONS SHAFTS ETC	620	2 590	1 839	245 FUEL WOOD, WOOD CHARCOAL	123 244	6 563	4 615
749 NON-ELECT MACH.PARTS,ETC	27	880	606	247 WOOD ROUGH,ROUGH SQUARED	994	141	98
751 OFFICE MACHINES	60	229	160	248 WOOD, SIMPLY WORKED	89 006	20 108	14 003
752 AUTOMATC.DATA PROC.EQUIP	45	1 149	802	251 PULP AND WASTE PAPER	9 883	1 126	793
759 PARTS,FOR OFFICE MACHINS	34	243	170	263 COTTON	10 180	2 123	1 476
761 TELEVISION RECEIVERS ETC	2	43	30	265 VEGETABLE TEXTILE FIBRES	372	104	74
763 SOUND RECORDER,PHONOGRPH	2	84	58	266 SYNTHETIC FIBRES	117	66	47
764 TELECOMM.EQUIP.PARTS NES	3 113	45 737	31 882	267 OTHER MAN-MADE FIBRES	2 014	204	144
771 ELECT POWER MACHNRY,PARTS	236	1 403	962	268 WOOL, OTHER ANIMAL HAIR	80	47	34
772 ELEC.SWITCH.RELAY.CIRCUIT	2 578	6 602	4 607	269 WORN CLOTHING,TEXTL.ARTL	1 394	306	216
773 ELECTR DISTRIBT.EQPT NES	863	2 095	1 475	273 STONE, SAND AND GRAVEL	585	46	33
774 ELECTRO-MEDCL,XRAY EQUIP	92	3 404	2 401	282 FERROUS WASTE AND SCRAP	3 475	499	357
775 DOM.ELEC,NON-ELEC.EQUIPT	30	95	64	283 COPPER ORES,CONCENTRATES	445 662	65 642	46 204
778 ELECTRIC.MACH.APPART.NES	481	1 457	990	291 CRUDE ANIMAL MATERLS.NES	351	310	218
781 PASS.MOTOR VEHCLS.EX.BUS	3 836	8 285	5 785	292 CRUDE VEG.MATERIALS, NES	52 143	7 841	5 489
782 GOODS,SPCL TRANSPORT VEH	89 607	10 293	7 217	321 COAL,NOT AGGLOMERATED	1 934 946	13 983	9 708
783 ROAD MOTOR VEHICLES NES	1 764	227	160	322 BRIQUETTES,LIGNITE,PEAT	6 627	68	48
784 PARTS,TRACTORS,MOTOR VEH	2 951	4 303	3 007	335 RESIDUAL PETROL.PRODUCTS	40 191	1 093	765
785 CYCLES,MOTORCYCLES ETC.	24	99	69	422 FIXED VEG.FAT,OILS,OTHER	2 904 631	277 641	193 896
786 TRAILERS,SEMI-TRAILR,ETC	447	98	67	431 ANIMAL,VEG.FATS,OILS,NES	271 961	29 137	20 629
793 SHIP,BOAT,FLOAT.STRUCTRS	32	107	77	512 ALCOHOL,PHENOL,ETC.DERIV	84 899	13 746	9 710
800 CPL IND PLANT CHAP 90/94	134	425	302	513 CARBOXYLIC ACIDS,DERIVTS	6 851	1 152	803
812 PLUMBING,SANITRY,EQPT.ETC	320	311	216	514 NITROGEN-FUNCT.COMPOUNDS	33 289	10 653	7 444
813 LIGHTNG FIXTURES ETC.NES	36	120	84	515 ORGANO-INORGANIC COMPNDS	36 094	6 096	4 184
821 FURNITURE,CUSHIONS,ETC.	344	126	87	516 OTHER ORGANIC CHEMICALS	390	330	236
831 TRUNK,SUIT-CASES,BAG,ETC	53	137	94	522 INORGANIC CHEM.ELEMENTS	3 024	283	198
841 MENS,BOYS CLOTHNG,X-KNIT	8	50	35	531 SYNTH.COLOURS,LAKES,ETC.	924	1 029	728
846 CLOTHING ACCESSRS,FABRIC	34	210	146	541 MEDICINES,ETC,EXC.GRP542	3 571	5 091	3 560
848 CLOTHNG,NONTEXTL;HEADGEAR	99	337	237	542 MEDICAMENTS	15	491	347
851 FOOTWEAR	30	132	92	551 ESSNTL.OIL,PERFUME,FLAVR	1 758	4 218	2 954
871 OPTICAL INSTRUMENTS,NES	7	352	244	554 SOAP,CLEANERS,POLISH,ETC	1 149	297	209
872 MEDICAL INSTRUMENTS NES	143	1 805	1 257	573 POLYMERS,VINYL CHLORIDE	2 016	464	309
873 METERS,COUNTERS,NES	186	436	308	575 OTH.PLASTIC,PRIMARY FORM	337	199	139
874 MEASURE,CONTROL INSTRMNT	237	7 620	5 336	579 PLASTIC WASTE, SCRAP ETC	4 002	207	144

7 IMPORTS AND EXPORTS (SPECIAL TRADE) BY COUNTRIES OF PRODUCTION AND CONSUMPTION AND BY GROUPS OF THE SITC-REV. III 1995

GROUP DESCRIPTION	DT = 100 KG	1 000 DM	1 000 \$	GROUP DESCRIPTION	DT = 100 KG	1 000 DM	1 000 \$
581 PLASTIC TUBE,PIPE,HOSE	646	409	290	062 SUGAR CONFECTIONERY	311	184	130
582 PLASTIC PLATE,SHEETS,ETC	6 353	1 995	1 398	073 CHOCOLATE,OTH.COCOA PREP	841	563	384
598 MISC.CHEMICAL PRODS.NES	38 400	4 279	2 987	075 SPICES	64	52	39
611 LEATHER	3 413	15 289	10 685	081 ANIMAL FEED STUFF	5 222	2 445	1 710
613 FURSKINS,TANNED,DRESSED	47	144	99	091 MARGARINE AND SHORTENING	638	152	106
621 MATERIALS OF RUBBER	8 956	2 342	1 638	098 EDIBLE PROD.PREPRNS,NES	1 591	1 355	948
625 RUBBER TYRES,TUBES,ETC.	39 236	18 863	13 221	111 NON-ALCOHOL.BEVERAGE,NES	721	108	76
629 ARTICLES OF RUBBER, NES	1 818	1 321	924	112 ALCOHOLIC BEVERAGES	270	51	36
634 VENEERS, PLYWOOD, ETC.	952 436	126 482	88 685	121 TOBACCO, UNMANUFACTURED	203	749	530
635 WOOD MANUFACTURES, NES	489 216	119 302	83 130	122 TOBACCO, MANUFACTURED	75	46	33
641 PAPER AND PAPERBOARD	2 308	588	415	211 HIDES,SKINS(EX.FURS),RAW	3 703	1 390	943
642 PAPER,PAPERBOARD,CUT ETC	6 926	2 362	1 658	223 OILSEED(OTH.FIX.VEG.OIL)	307	51	35
651 TEXTILE YARN	71 919	45 676	31 894	231 NATURAL RUBBER, ETC.	405	125	86
652 COTTON FABRICS, WOVEN	21 352	19 095	13 325	232 SYNTHETIC RUBBER, ETC.	20 406	6 360	4 431
653 FABRICS,MAN-MADE FIBRES	82 293	81 972	57 287	247 WOOD ROUGH,ROUGH SQUARED	16 120	980	680
655 KNIT.CROCHET.FABRIC NES	209	159	110	248 WOOD, SIMPLY WORKED	4 526	614	427
656 TULLE,LACE,EMBROIDRY.ETC	115	307	217	251 PULP AND WASTE PAPER	444 261	9 349	6 533
657 SPECIAL YARN,TXTL.FABRIC	310	290	201	263 COTTON	257	144	102
658 TEXTILE ARTICLES NES	19 112	23 271	16 138	266 SYNTHETIC FIBRES	87 662	24 985	17 528
659 FLOOR COVERINGS, ETC.	860	713	493	267 OTHER MAN-MADE FIBRES	807	421	297
661 LIME,CEMENT,CONSTR.MATRL	1 053	190	131	268 WOOL, OTHER ANIMAL HAIR	595	662	464
662 CLAY,REFRCT,CONSTR.MATRL	1 477	173	123	273 STONE, SAND AND GRAVEL	39 056	841	587
663 MINERAL MANUFACTURES,NES	559	254	172	274 SULPHUR,UNRSTD.IRON PYRS	4 529	970	679
664 GLASS	354	273	190	277 NATURAL ABRASIVES, NES		95	66
665 GLASSWARE	25 572	3 587	2 502	278 OTHER CRUDE MINERALS	630 018	12 003	8 444
666 POTTERY	15 845	5 390	3 775	282 FERROUS WASTE AND SCRAP	2 058 065	37 908	26 308
671 PIG IRON, SPIEGELEISN, ETC	81 704	18 822	13 173	285 ALUMINIUM ORE,CONCTR.ETC	2 167	149	104
684 ALUMINIUM	301	131	93	288 NON-FERROUS WASTE,SCRAP	8 452	1 056	743
687 TIN	28 028	24 681	17 331	291 CRUDE ANIMAL MATERLS,NES	8	63	44
694 NAILS, SCREWS,NUTS,ETC.	2 675	1 109	772	292 CRUDE VEG.MATERIALS, NES	2 459	2 567	1 786
695 TOOLS	310	598	418	334 PETROLEUM PRODUCTS	16 731	2 519	1 748
696 CUTLERY	24 602	33 233	23 082	335 RESIDUAL PETROL.PRODUCTS	21 829	2 434	1 701
697 HOUSEHOLD EQUIPMENT,NES	7 485	4 811	3 342	411 ANIMAL OILS AND FATS	173	146	101
699 MANUFACTS.BASE METAL,NES	3 650	1 944	1 350	421 FIXED VEG.FAT,OILS, SOFT	1 540	270	190
712 STEAM TURBINES	38	67	48	422 FIXED VEG.FAT,OILS,OTHER	3 405	413	288
713 INTRNL COMBUS PSTN ENGIN	10	46	31	431 ANIMAL,VEG.FATS,OILS,NES	10 459	2 005	1 406
714 ENGINES,MOTORS NON-ELECT	916	6 108	4 365	511 HYDROCARBONS,NES,DERIVTS	24 266	5 199	3 619
716 ROTATING ELECTRIC PLANT	1 932	6 461	4 551	512 ALCOHOL,PHENOL,ETC.DERIV	84 671	15 685	11 080
724 TEXTILE,LEATHER MACHINES	151	347	240	513 CARBOXYLIC ACIDS,DERIVTS	53 295	38 770	27 115
725 PAPER,PULP MILL MACHINES	2 597	2 012	1 411	514 NITROGEN-FUNCT.COMPOUNDS	22 569	15 952	11 181
727 FOOD-PROCESS.MCH.NON DQM	47	237	164	515 ORGANO-INORGANIC COMPNDS	12 145	32 589	22 930
728 OTH.MACH,PTS,SPCL INDUST	154	113	80	516 OTHER ORGANIC CHEMICALS	45 747	22 018	15 420
735 PARTS,NES,FOR MACH-TOOLS	20	56	41	522 INORGANIC CHEM.ELEMENTS	112 622	27 391	19 079
737 METALWORKING MACHNRY NES	9	55	39	523 METAL.SALTS,INORGAN.ACID	132 438	16 095	11 244
741 HEATING,COOLING EQUIP,PART	246	312	221	524 OTHER CHEMICAL COMPOUNDS	906	1 535	1 071
744 MECHANICAL HANDLING EQUIP	423	231	162	525 RADIO-ACTIVE MATERIALS	84	212	149
745 OTH.NONELEC MCH,TOOL,NES	425	1 181	822	531 SYNTH.COLOURS,LAKES,ETC.	21 965	43 700	30 513
748 TRANSMISSIONS SHAFTS ETC	170	268	189	532 DYEING,TANNING MATERIALS	20 916	3 419	2 377
749 NON-ELECT MACH.PARTS,ETC	371	471	325	533 PIGMENTS, PAINTS, ETC.	35 639	25 029	17 413
751 OFFICE MACHINES	3 852	13 946	9 813	541 MEDICINES,ETC.EXC.GRP542	2 623	21 469	15 036
752 AUTOMATC.DATA PROC.EQUIP	11 357	27 388	18 969	542 MEDICAMENTS	1 312	14 390	10 057
759 PARTS,FOR OFFICE MACHINS	2 414	1 421	992	551 ESSNTL.OIL,PERFUME,FLAVR	10 720	27 823	19 562
761 TELEVISION RECEIVERS ETC	1 905	3 906	2 641	553 PERFUMERY,COSMETICS,ETC.	795	2 884	2 005
762 RADIO-BROADCAST RECEIVER	12 848	34 669	24 187	554 SOAP,CLEANERS,POLISH,ETC	39 594	14 829	10 320
763 SOUND RECORDER,PHONOGRPH	6 760	25 093	17 466	562 FERTILIZER,EXCEPT GRP272	1 159 625	23 577	16 593
764 TELECOMM.EQUIP.PARTS NES	5 140	28 022	19 669	571 POLYMERS OF ETHYLENE	110 499	17 509	12 174
771 ELECT POWER MACHNY.PARTS	714	1 459	1 021	572 POLYMERS OF STYRENE	5 162	1 136	794
772 ELEC.SWITCH,RELAY,CIRCUIT	77	884	614	573 POLYMERS,VINYL CHLORIDE	46 350	5 748	4 025
773 ELECTR DISTRIBT.EQPT NES	20	127	84	574 POLYACETAL,POLYCARBONATE	31 110	13 634	9 565
775 DOM.ELEC,NON-ELEC.EQUIPT	12	145	99	575 OTH.PLASTIC,PRIMARY FORM	171 420	59 750	41 779
776 TRANSISTORS,VALVES,ETC.	131	6 133	4 289	579 PLASTIC WASTE, SCRAP ETC	3 090	186	129
778 ELECTRIC.MACH.APART.NES	66 161	19 602	13 598	581 PLASTIC TUBE,PIPE,HOSE	529	1 973	1 345
784 PARTS,TRACTORS,MOTOR VEH	167	1 485	1 043	582 PLASTIC PLATE,SHEETS,ETC	19 701	16 089	11 262
785 CYCLES,MOTORCYCLES ETC.	3 586	2 514	1 750	583 MONOFILAMENT OF PLASTICS	115	62	42
786 TRAILERS,SEMI-TRAILR,ETC	383	62	43	591 INSECTICIDES, ETC.	18 598	14 140	9 839
792 AIRCRAFT,ASSOCTD.EQUIPNT	2	232	164	592 STARCHES,INULIN,ETC.	116 970	12 765	8 896
813 LIGHTING FIXTURES ETC.NES	558	230	165	597 PREPRD ADDITIVES,LIQUIDS	32 854	14 023	9 763
821 FURNITURE,CUSHIONS,ETC.	187 155	122 669	85 739	598 MISC.CHEMICAL PRODS.NES	136 708	53 655	37 509
831 TRUNK,SUIT-CASES,BAG,ETC	15 758	15 718	10 990	600 CPL IND PLANT CHAP 69-76	3 356	6 436	4 477
841 MENS,BOYS CLOTHNG,X-KNIT	43 923	116 443	80 598	611 LEATHER	2 178	4 824	3 361
842 WOMEN,GIRL CLOTHNG,XKNIT	61 187	204 041	142 057	612 MANUFACT. LEATHER ETC.NES	17	214	150
843 MENS,BOYS CLOTHING,KNIT	9 987	24 628	17 154	621 MATERIALS OF RUBBER	1 460	2 629	1 831
844 WOMEN,GIRLS CLOTHING,KNIT	15 578	45 509	31 712	625 RUBBER TYRES,TUBES,ETC.	450	406	284
845 OTHR.TEXTILE APPAREL,NES	61 740	187 038	130 461	629 ARTICLES OF RUBBER, NES	2 400	7 358	5 194
846 CLOTHING ACCESSRS,FABRIC	8 039	19 797	13 821	634 VENEERS, PLYWOOD, ETC.	3 797	1 027	719
848 CLOTHING,NONXTXL;HEADGEAR	14 545	33 575	23 352	635 WOOD MANUFACTURES, NES	3 014	1 150	799
851 FOOTWEAR	92 804	212 800	147 925	641 PAPER AND PAPERBOARD	80 354	34 894	24 563
871 OPTICAL INSTRUMENTS,NES	1	50	35	642 PAPER,PAPERBOARD,CUT ETC	21 285	5 931	4 156
872 MEDICAL INSTRUMENTS NES	106	240	162	651 TEXTILE YARN	17 232	10 656	7 525
873 METERS,COUNTERS,NES	5	173	123	652 COTTON FABRICS, WOVEN	361	823	568
874 MEASURE,CONTROL INSTRMNT	14	624	432	653 FABRICS,MAN-MADE FIBRES	908	2 909	2 035
881 PHOTOGRAPH APPAR.ETC.NES	347	15 659	11 017	654 OTH.TEXTILE FABRIC,WOVEN	770	2 035	1 413
882 PHOTO.CINEMATOGRPH.SUPPL	28	91	62	655 KNIT.CROCHET.FABRIC NES	467	1 555	1 368
884 OPTICAL GOODS NES	86	20 702	14 593	656 TULLE,LACE,EMBROIDRY.ETC	92	601	418
885 WATCHES AND CLOCKS	49	128	90	657 SPECIAL YARN,TXTL.FABRIC	15 213	35 797	25 043
891 ARMS AND AMMUNITION	22	976	666	658 TEXTILE ARTICLES NES	176	354	250
892 PRINTED MATTER	312	285	195	659 FLOOR COVERINGS, ETC.	45	57	39
893 ARTICLES,NES,OF PLASTICS	39 165	20 857	14 680	661 LIME,CEMENT,CONSTR.MATRL	4 060	668	471
894 BABY CARRIAGE,TOYS,GAMES	41 880	99 728	69 368	662 CLAY,REFRCT,CONSTR.MATRL	210 687	35 206	24 508
895 OFFICE,STATIONERY SUPPLS	6 138	6 589	4 626	663 MINERAL MANUFACTURES,NES	80 707	24 439	17 131
896 WORKS OF ART,ANTIQUE ETC	79	160	111	664 GLASS	12 172	2 931	2 052
897 GOLD,SILVERWARE,JEWEL NES	204	8 224	6 171	665 GLASSWARE	3 633	3 564	2 500
898 MUSICAL INSTRUMENTS,ETC.	7 373	10 781	7 493	666 POTTERY	223	414	295
899 MISC MANUFCTRD GOODS NES	13 518	13 339	9 303	667 PEARLS,PRECIOUS STONES	2	147	104
971 GOLD,NONMONTY EXCL ORES	9	114	80	671 PIG IRON, SPIEGELEISN,ETC	5 674	1 105	766
EXPORTS	9 769 501	3 927 927	2 747 741	672 INGOTS ETC.IRON OR STEEL	355 481	12 286	8 588
001 LIVE ANIMALS	87	2 954	2 077	673 FLAT-ROLLED IRON ETC.	78 819	7 233	5 094
017 MEAT,OFFL.PRPD,PRSD,NES	125	109	76	674 FLAT-ROLLED PLATED IRON	17 286	1 162	803
022 MILK AND CREAM	56 190	17 025	12 020	675 FLAT-ROLLED, ALLOY STEEL	38 535	13 365	9 369
041 WHEAT, MESLIN, UNMILLED	1 199 966	26 505	18 902	676 IRON, STL. BAR, SHAPES ETC.	72 905	6 793	4 733
046 MEAL,FLOUR OF WHEAT,MSLN	218	324	234	677 RAILWAY TRACK IRON,STEEL	1 352	343	236
048 CEREAL PREPARATIONS	691	361	252	678 WIRE OF IRON OR STEEL	10 371	2 703	1 894
054 VEGETABLES	2 051	351	243	679 TUBES,PIPES,ETC.IRON,STL	46 706	13 346	9 362
056 VEGETABLES,PRPD,PRSD,NES	575	293	201	681 SILVER,PLATINUM,ETC.	8	157	109
058 FRUIT,PRESERVED,PREPARED	262	198	135	682 COPPER	51 605	33 112	23 195
061 SUGARS,MOLASSES,HONEY	292 978	16 913	11 799	683 NICKEL	213	725	510
				684 ALUMINIUM	36 038	17 525	12 228
				687 TIN	19	43	30

7 IMPORTS AND EXPORTS (SPECIAL TRADE) BY COUNTRIES OF PRODUCTION AND CONSUMPTION AND BY GROUPS OF THE SITC-REV. III 1995

GROUP DESCRIPTION	DT = 100 KG	1 000 DM	1 000 \$	GROUP DESCRIPTION	DT = 100 KG	1 000 DM	1 000 \$
689 MISC.NON-FERR.BASE METAL	29	128	90	091 MARGARINE AND SHORTENING	441	102	70
691 METALLIC STRUCTURES,NES	22 557	22 097	15 516	098 EDIBLE PROD.PREPRPTS,NES	12 446	5 986	4 168
692 CONTAINERS,STORAGE,TRNSP	3 642	4 818	3 335	111 NON-ALCOHOL.BEVERAGE,NES	2 707	353	248
693 WIRE PRODUCTS EXCL.ELECT	1 846	2 365	1 655	231 NATURAL RUBBER, ETC.	958 477	232 543	162 934
694 NAILS,SCREWS,NUTS,ETC.	931	1 908	1 308	232 SYNTHETIC RUBBER, ETC.	10 808	2 315	1 539
695 TOOLS	5 655	15 085	10 559	245 FUEL WOOD, WOOD CHARCOAL	9 329	521	371
696 CUTLERY	342	1 488	1 061	246 WOOD IN CHIPS, PARTICLES	4 445	187	131
697 HOUSEHOLD EQUIPMENT,NES	3 072	2 840	1 987	247 WOOD ROUGH,ROUGH SQUARED	910	97	87
699 MANUFACTS.BASE METAL,NES	16 543	17 808	12 553	248 WOOD, SIMPLY WORKED	506 425	93 328	65 063
700 CPL IND PLANT (84/85/87)	169 250	475 958	332 393	263 COTTON	6 073	1 412	988
711 STEAM GENER. BOILERS,ETC.	11 946	11 987	8 370	265 VEGETABLE TEXTILE FIBRES	1 579	79	56
712 STEAM TURBINES	2 842	6 180	4 354	266 SYNTHETIC FIBRES	221	57	40
713 INTRNL COMBUS PSTN ENGIN	3 176	16 528	11 443	273 STONE, SAND AND GRAVEL	1 778	92	64
714 ENGINES,MOTORS NON-ELECT	239	3 250	2 276	278 OTHER CRUDE MINERALS	549	47	34
716 ROTATING ELECTRIC PLANT	15 064	40 625	28 196	287 ORE,CONCENTR.BASE METALS	1 209	416	293
718 OTH.POWER.GENRTNG.MACHNRY	339	1 311	925	288 NON-FERROUS WASTE,SCRAP	8 826	1 691	1 173
721 AGRIC.MACHINES,EX.TRACTR	1 885	2 777	1 923	289 PREC.METAL ORES,CONCTRIS		526	369
723 CIVIL ENGINEERING EQUIPT	20 626	22 870	16 105	292 CRUDE VEG.MATERIALS, NES	3 792	767	538
724 TEXTILE,LEATHER MACHINES	101 624	263 849	184 329	334 PETROLEUM PRODUCTS	20 934	1 389	977
725 PAPER,PULP MILL MACHINES	34 619	44 818	31 402	335 RESIDUAL PETROL.PRODUCTS	143 532	10 032	6 935
726 PRINTNG,BOOKBINDNG MACHS	13 465	61 594	43 365	422 FIXED VEG.FAT,OILS,OTHER	1 172 411	113 086	78 944
727 FOOD-PROCESS.MCH.NON DOM	3 597	11 729	8 152	431 ANIMAL,VEG.FATS,OILS,NES	634 970	58 450	40 944
728 OTH.MACH.PTS,SPCL INDUST	88 244	293 993	205 979	512 ALCOHOL,PHENOL,ETC.DERIV	47 005	7 720	5 360
731 METAL REMOVAL WORK TOOLS	13 388	17 735	12 419	513 CARBOXYLIC ACIDS,DERIVTS	65 550	7 940	5 551
733 MACH-TOOLS,METAL-WORKING	11 807	19 553	13 748	522 INORGANIC CHEM.ELEMENTS	200	55	39
735 PARTS,NES,FOR MACH-TOOLS	1 043	4 220	2 974	524 OTHER CHEMICAL COMPOUNDS	216	62	43
737 METALWORKING MACHNRY NES	48 495	13 648	9 530	533 PIGMENTS, PAINTS, ETC.	217	404	281
741 HEATING,COOLING EQUIP,PART	26 834	70 771	49 241	541 MEDICINES,ETC.EXC.GRP542	1 205	3 178	2 214
742 PUMPS FOR LIQUIDS,PARTS	3 932	17 973	12 575	542 MEDICAMENTS	1 683	1 307	913
743 PUMPS NES,CENTRIFUGS ETC	13 942	48 868	34 123	551 ESSNTL.OIL,PERFUME,FLAVR	5	138	95
744 MECHANICAL HANDLING EQUIP	27 538	51 280	35 847	553 PERFUMERY,COSMETICS,ETC.	352	275	195
745 OTH.NONELEC MCH,TOOL,NES	22 942	98 245	68 996	572 POLYMERS OF STYRENE	15 107	3 437	2 400
746 BALL OR ROLLER BEARINGS	414	4 186	2 928	573 POLYMERS,VINYL CHLORIDE	180	97	66
747 TAPS,COCKS,VALVES,ETC.	3 715	15 891	11 078	574 POLYACETAL,POLYCARBONATE	1 139	428	303
748 TRANSMISSIONS SHAFTS ETC	7 904	21 216	14 844	575 OTH.PLASTIC,PRIMARY FORM	17	54	39
749 NON-ELECT MACH.PARTS,ETC	3 437	13 677	9 594	581 PLASTIC TUBE,PIPE,HOSE	12	64	44
751 OFFICE MACHINES	417	2 550	1 778	582 PLASTIC PLATE,SHEETS,ETC	997	452	318
752 AUTOMATC.DATA PROC.EQUIP	176	5 300	3 692	591 INSECTICIDES, ETC.	474	260	184
759 PARTS,FOR OFFICE MACHINS	84	1 386	959	592 STARCHES,INULIN,ETC.	655	282	195
761 TELEVISION RECEIVERS ETC	15	353	240	598 MISC.CHEMICAL PRODTS,NES	465 242	64 031	44 793
762 RADIO-BROADCAST RECEIVER	7	93	66	611 LEATHER	13	45	31
763 SOUND RECORDER,PHONOGRPH	12	421	294	621 MATERIALS OF RUBBER	30 698	12 953	9 057
764 TELECOMM.EQUIP.PARTS NES	16 395	270 198	188 698	625 RUBBER TYRES,TUBES,ETC.	3 341	1 697	1 187
771 ELECT POWER MACHNY.PARTS	14 179	29 614	20 880	629 ARTICLES OF RUBBER, NES	7 822	3 454	2 419
772 ELEC.SWITCH.RELAY.CIRCUIT	15 087	92 944	64 781	634 VENEERS, PLYWOOD, ETC.	19 945	3 934	2 756
773 ELECTR DISTRIB.EQPT NES	9 242	19 892	13 362	635 WOOD MANUFACTURES, NES	191 253	53 292	37 273
774 ELECTRO-MEDCL,XRAY EQUIP	547	10 124	6 990	642 PAPER,PAPERBOARD,CUT ETC	3 596	1 629	1 137
775 DOM.ELEC,NON-ELEC.EQUIPT	955	2 651	1 855	651 TEXTILE YARN	15 116	11 338	7 926
776 TRANSISTORS,VALVES,ETC.	30	3 587	2 516	652 COTTON FABRICS, WOVEN	14 187	10 821	7 591
778 ELECTRIC.MACH.APPART.NES	34 766	42 420	29 670	653 FABRICS,MAN-MADE FIBRES	9 919	8 825	6 165
781 PASS.MOTOR VEHCLS.EX.BUS	87 177	223 693	155 050	656 TULLE,LACE,EMBROIDRY.ETC	37	229	159
782 GOODS,SPCL TRANSPORT VEH	24 558	24 408	16 885	657 SPECIAL YARN,XTXL.FABRIC	124	79	55
783 ROAD MOTOR VEHICLES NES	10 196	16 878	12 040	658 TEXTILE ARTICLES NES	2 578	4 199	2 896
784 PARTS,TRACTORS,MOTOR VEH	23 801	59 808	42 216	662 CLAY,REFRCT.CONSTR.MATRL	951	110	79
785 CYCLES,MOTORCYCLES ETC.	50	409	286	663 MINERAL MANUFACTURES,NES	21 685	2 550	1 756
786 TRAILERS,SEMI-TRAILER,ETC	6 002	3 674	2 563	664 GLASS	11 556	3 500	2 450
791 RAILWAY VEHICLES.EQUIPNT	2 616	9 907	6 838	665 GLASSWARE	10 290	7 846	5 503
792 AIRCRAFT,ASSOCTD.EQUIPNT	514	22 121	15 649	666 POTTERY	72 998	9 511	6 590
793 SHIP,BOAT,FLOAT,STRUCTRS	33 473	84 390	60 227	667 PEARLS,PRECIOUS STONES		69	48
800 CPL IND PLANT CHAP 90/94	54	192	134	678 WIRE OF IRON OR STEEL	240	121	86
811 PREFABRICATED BUILDINGS	32	111	78	684 ALUMINIUM	420	180	126
812 PLUMBNG,SANITRY,EQPT.ETC	1 931	3 382	2 385	687 TIN	16 807	14 597	10 291
813 LIGHTNG FIXTURES ETC,NES	397	2 438	1 703	692 CONTAINERS,STORAGE,TRNSP	311	344	239
821 FURNITURE,CUSHIONS,ETC.	1 100	2 184	1 536	693 WIRE PRODUCTS EXCL.ELECT	2 195	553	382
831 TRUNK,SUIT-CASES,BAG,ETC	27	482	327	694 NAILS,SCREWS,NUTS,ETC.	193 461	49 418	34 463
841 MENS,BOYS CLOTHNG,X-KNIT	20	505	352	695 TOOLS	621	754	528
842 WOMEN,GIRL CLOTHNG,XKNIT	84	1 502	1 047	696 CUTLERY	437	540	373
845 OTHR.TEXTILE APPAREL,NES	46	267	175	697 HOUSEHOLD EQUIPMENT,NES	3 520	2 189	1 521
846 CLOTHING ACCESSRS,FABRIC	53	921	635	699 MANUFACTS.BASE METAL,NES	20 109	18 810	13 187
848 CLOTHING,NONTXTL,HEADGEAR	127	1 796	1 276	714 ENGINES,MOTORS NON-ELECT	957	179 748	125 310
851 FOOTWEAR	1 663	2 996	2 095	716 ROTATING ELECTRIC PLANT	5 535	22 769	15 932
871 OPTICAL INSTRUMENTS,NES	40	7 867	5 606	718 OTH.POWER.GENRTNG.MACHNRY	5	66	47
872 MEDICAL INSTRUMENTS NES	749	11 428	7 977	724 TEXTILE,LEATHER MACHINES	798	1 605	1 125
873 METERS,COUNTERS,NES	264	2 195	1 543	725 PAPER,PULP MILL MACHINES	1 863	1 255	886
874 MEASURE,CONTROL INSTRMNT	2 260	52 595	36 753	726 PRINTNG,BOOKBINDNG MACHS	165	404	284
881 PHOTOGRAPH APPAR.ETC,NES	147	2 406	1 674	728 OTH.MACH.PTS,SPCL INDUST	218	2 463	1 709
882 PHOTO.CINEMATOPRPH.SUPPL	5 085	6 891	4 770	731 METAL REMOVAL WORK TOOLS	7	134	96
884 OPTICAL GOODS NES	139	4 086	2 842	735 PARTS,NES,FOR MACH-TOOLS	21	218	150
885 WATCHES AND CLOCKS	237	2 075	1 454	737 METALWORKING MACHNRY NES	35	553	389
891 ARMS AND AMMUNITION	299	4 123	2 881	741 HEATING,COOLING EQUIP,PART	3 291	5 209	3 670
892 PRINTED MATTER	1 100	13 024	9 223	742 PUMPS FOR LIQUIDS,PARTS	43	115	80
893 ARTICLES,NES,OF PLASTICS	7 408	12 906	8 954	743 PUMPS NES,CENTRIFUGS ETC	2 018	2 736	1 913
894 BABY CARRIAGE,TOYS,GAMES	885	753	529	744 MECHANICAL HANDLING EQUIP	7	351	251
895 OFFICE,STATIONERY SUPPLS	4 894	13 809	9 678	745 OTH.NONELEC MCH,TOOL,NES	917	7 223	5 020
896 WORKS OF ART,ANTIQUE ETC		253	175	746 BALL OR ROLLER BEARINGS	4 628	9 105	6 340
897 GOLD,SILVERWARE,JEWEL NES		326	226	747 TAPS,COCKS,VALVES,ETC.	38	187	130
898 MUSICAL INSTRUMENTS,ETC.	1 495	2 568	1 786	748 TRANSMISSIONS SHAFTS ETC	291	461	327
899 MISC MANUFCTRD GOODS NES	429	2 607	1 827	749 NON-ELECT MACH.PARTS,ETC	1 190	1 014	707
941 COMPL IND PLANT CHAPT 99	4 168	11 343	8 022	751 OFFICE MACHINES	5 256	22 576	15 768
				752 AUTOMATC.DATA PROC.EQUIP	80 832	491 412	342 401
				759 PARTS,FOR OFFICE MACHINS	3 207	16 144	11 302
				761 TELEVISION RECEIVERS ETC	7 411	19 347	13 498
				762 RADIO-BROADCAST RECEIVER	126 575	494 698	344 520
				763 SOUND RECORDER,PHONOGRPH	39 500	121 599	84 693
				764 TELECOMM.EQUIP.PARTS NES	54 718	279 075	195 249
				771 ELECT POWER MACHNY.PARTS	6 554	56 934	39 779
				772 ELEC.SWITCH.RELAY.CIRCUIT	7 219	63 293	44 251
				773 ELECTR DISTRIB.EQPT NES	5 025	12 452	8 649
				774 ELECTRO-MEDCL,XRAY EQUIP	17	1 504	1 086
				775 DOM.ELEC,NON-ELEC.EQUIPT	9 671	14 879	10 346
				776 TRANSISTORS,VALVES,ETC.	11 529	850 106	595 788
				778 ELECTRIC.MACH.APPART.NES	9 402	208 116	145 909
				781 PASS.MOTOR VEHCLS.EX.BUS	25 672	21 114	15 026
				784 PARTS,TRACTORS,MOTOR VEH	1 100	3 901	2 740
				785 CYCLES,MOTORCYCLES ETC.	10 429	15 130	10 623
				786 TRAILERS,SEMI-TRAILER,ETC	3 155	1 525	1 057
				792 AIRCRAFT,ASSOCTD.EQUIPNT	514	3 471	2 415
				793 SHIP,BOAT,FLOAT,STRUCTRS	302	129	91

MALAYSIA

IMPORTS

001 LIVE ANIMALS	23	190	134
022 MILK AND CREAM	120	84	60
034 FISH,FRESH,CHILLED,FROZN	176	519	362
036 CRUSTACEANS,MOLLUSCS ETC	2 258	3 303	2 321
037 FISH ETC.PREPD,PRSD,NES	5 271	3 323	2 317
054 VEGETABLES	695	379	258
057 FRUIT,NUTS EXCL.OIL NUTS	18 208	7 503	5 212
058 FRUIT,PRESERVED,PREPARED	27 167	2 868	1 947
059 FRUIT, VEGETABLE JUICES	2 750	251	173
062 SUGAR CONFECTIONERY	113	87	59
071 COFFEE,COFFEE SUBSTITUTE	1 313	1 087	774
072 COCOA	92 836	19 498	13 832
075 SPICES	20 006	9 032	6 302
081 ANIMAL FEED STUFF	3 837 031	60 768	42 442

7 IMPORTS AND EXPORTS (SPECIAL TRADE) BY COUNTRIES OF PRODUCTION AND CONSUMPTION AND BY GROUPS OF THE SITC-REV. III 1995

GROUP DESCRIPTION	DT = 100 KG	1 000 DM	1 000 \$	GROUP DESCRIPTION	DT = 100 KG	1 000 DM	1 000 \$
812 PLUMBING, SANITARY, EQPT. ETC	2 062	304	211	652 COTTON FABRICS, WOVEN	892	2 036	1 419
813 LIGHTING FIXTURES ETC. NES	698	1 847	1 292	653 FABRICS, MAN-MADE FIBRES	3 493	7 247	5 106
821 FURNITURE, CUSHIONS, ETC.	24 973	14 085	9 829	654 OTH. TEXTILE FABRIC, WOVEN	100	457	328
831 TRUNK, SUIT-CASES, BAG, ETC	1 898	4 365	3 080	655 KNIT, CROCHET, FABRIC NES	302	1 196	840
841 MENS, BOYS CLOTHING, X-KNIT	4 359	15 625	10 851	656 TULLE, LACE, EMBROIDRY, ETC	244	965	672
842 WOMEN, GIRL CLOTHING, X-KNIT	4 435	21 499	15 068	657 SPECIAL YARN, XTIL. FABRIC	2 514	6 479	4 517
843 MENS, BOYS CLOTHING, KNIT	1 868	7 250	5 005	658 TEXTILE ARTICLES NES	105	317	226
844 WOMEN, GIRLS CLOTHING, KNIT	14 262	39 479	27 570	659 FLOOR COVERINGS, ETC.	550	373	261
845 OTHR. TEXTILE APPAREL, NES	16 088	65 108	45 444	661 LIME, CEMENT, CONSTR. MATRL	233	63	43
846 CLOTHING ACCESSRS, FABRIC	4 649	21 171	14 714	662 CLAY, REFRCT. CONSTR. MATRL	111 232	17 106	11 930
848 CLOTHING, NONXTL; HEADGEAR	120 687	111 229	77 663	663 MINERAL MANUFACTURES, NES	15 018	12 297	8 597
851 FOOTWEAR	5 425	8 159	5 705	664 GLASS	34 024	12 915	8 988
871 OPTICAL INSTRUMENTS, NES	25	178	123	665 GLASSWARE	2 945	3 998	2 388
872 MEDICAL INSTRUMENTS NES	24 681	118 310	82 552	666 POTTERY	374	587	410
873 METERS, COUNTERS, NES	1 178	14 283	9 968	667 PEARLS, PRECIOUS STONES		712	497
874 MEASURE, CONTROL INSTRMNT	4 077	38 035	26 494	671 PIG IRON, SPIEGELEISN, ETC	1 619	2 124	1 512
881 PHOTOGRAPH APPAR. ETC. NES	465	13 241	9 224	672 INGOTS ETC. IRON OR STEEL	663	154	106
884 OPTICAL GOODS NES	985	6 797	4 746	673 FLAT-ROLLED IRON ETC.	25 349	2 459	1 729
885 WATCHES AND CLOCKS	820	15 963	11 182	674 FLAT-ROLLED PLATED IRON	16 090	3 138	2 215
891 ARMS AND AMMUNITION	1	55	39	675 FLAT-ROLLED, ALLOY STEEL	30 506	6 175	4 336
892 PRINTED MATTER	1 480	1 368	937	676 IRON, STL. BAR, SHAPES ETC.	183 456	15 693	11 011
893 ARTICLES, NES, OF PLASTICS	19 614	13 439	9 393	677 RAILWAY TRACK IRON, STEEL	1 707	466	318
894 BABY CARRIAGE, TOYS, GAMES	34 979	49 089	34 167	678 WIRE OF IRON OR STEEL	1 769	625	437
895 OFFICE, STATIONERY SUPPLS	4 388	12 309	8 615	679 TUBES, PIPES, ETC. IRON, STL	211 344	33 411	22 460
897 GOLD, SILVERWARE, JEWEL NES	6	13 630	9 487	681 SILVER, PLATINUM, ETC.	170	2 825	1 979
898 MUSICAL INSTRUMENTS, ETC.	7 642	14 143	9 877	682 COPPER	19 392	14 212	9 902
899 MISC MANUFCTRD GOODS NES	161	617	422	683 NICKEL	79	276	194
971 GOLD, NONMONTY EXCL DRES		181	124	684 ALUMINIUM	23 054	14 766	10 290
EXPORTS	6 410 807	4 094 791	2 862 429	685 LEAD	77	54	37
001 LIVE ANIMALS	50	480	333	686 ZINC	2 966	588	417
022 MILK AND CREAM	45 469	15 139	10 521	687 TIN	54	94	65
025 EGGS, BIRDS, YOLKS, ALBUMIN	1 782	669	475	689 MISC. NON-FERR. BASE METAL	2	47	31
034 FISH, FRESH, CHILLED, FROZEN	12	101	71	691 METALLIC STRUCTURES NES	17 145	12 059	8 460
036 CRUSTACEANS, MOLLUSCS ETC	192	162	692	692 CONTAINERS, STORAGE, TRNSP	3 352	2 381	1 671
048 CEREAL PREPARATIONS	13 927	988	71	693 WIRE PRODUCTS EXCL. ELECT	2 880	1 978	1 378
054 VEGETABLES	310	350	115	694 NAILS, SCREWS, NUTS, ETC.	2 999	4 284	2 979
056 VEGETABLES, PRPD, PRSVD, NES	605	420	686	695 TOOLS	4 843	18 532	12 989
058 FRUIT, PRESERVED, PREPARED	221	122	245	696 CUTLERY	255	1 160	810
062 SUGAR CONFECTIONERY	394	271	292	697 HOUSEHOLD EQUIPMENT, NES	1 577	4 235	2 967
073 CHOCOLATE, OTH. COCOA PREP	1 012	664	83	699 MANUFACTS. BASE METAL, NES	19 672	22 558	15 748
075 SPICES	73	131	191	700 CPL IND PLANT (84/85/87)	113 761	346 727	240 220
081 ANIMAL FEED STUFF	3 831	2 328	463	711 STEAM GENER. BOILERS, ETC.	2 497	3 182	2 234
098 EDIBLE PROD. PREPRTNS, NES	3 953	3 849	90	712 STEAM TURBINES	3 500	9 853	6 960
112 ALCOHOLIC BEVERAGES	478	193	1 630	713 INTRNL COMBUS PSTN ENGIN	4 313	16 273	11 463
122 TOBACCO, MANUFACTURED	42	152	2 668	714 ENGINES, MOTORS NON-ELECT	7 713	116 633	81 915
231 NATURAL RUBBER, ETC.	197	49	138	716 ROTATING ELECTRIC PLANT	9 409	20 079	14 094
232 SYNTHETIC RUBBER, ETC.	22 343	6 327	107	718 OTH. POWR. GENRTNG. MACHNRY	431	2 041	1 675
245 FUEL WOOD, WOOD CHARCOAL	176	54	35	721 AGRIC. MACHINES, EX. TRACTR	567	855	581
248 WOOD, SIMPLY WORKED	823	123	4 425	723 CIVIL ENGINEERING EQUIPT	18 999	28 468	18 462
251 PULP AND WASTE PAPER	6 502	167	37	724 TEXTILE, LEATHER MACHINES	12 511	45 613	31 585
263 COTTON	250	89	86	725 PAPER, PULP MILL MACHINES	8 716	30 550	21 857
272 FERTILIZERS, CRUDE	1 134	68	117	726 PRINTING, BOOKBINDNG MACHS	13 617	47 584	33 014
273 STONE, SAND AND GRAVEL	51 549	1 606	64	727 FOOD-PROCESS. MCH. NON DOM	1 600	7 382	5 194
274 SULPHUR, UNRSTD. IRON PYRS	7 325	452	47	728 OTH. MACH. PTS, SPCL INDUSTR	94 273	272 558	191 278
278 OTHER CRUDE MINERALS	1 210 855	16 159	1 125	731 METAL REMOVAL WORK TOOLS	5 123	17 002	11 951
282 FERROUS WASTE AND SCRAP	460 721	8 679	312	733 MACH-TOOLS, METAL-WORKING	12 064	35 713	25 022
285 ALUMINIUM ORE, CONCTR. ETC	78	607	11 274	735 PARTS, NES, FOR MACH-TOOLS	2 223	12 123	8 529
292 CRUDE VEG. MATERIALS, NES	300	205	6 144	737 METALWORKING MACHNRY NES	14 332	57 792	40 783
334 PETROLEUM PRODUCTS	44 340	5 172	426	741 HEATING, COOLING EQUIP, PART	20 033	59 273	41 629
335 RESIDUAL PETROL. PRODUCTS	4 499	871	141	742 PUMPS FOR LIQUIDS, PARTS	6 748	27 509	19 312
421 FIXED VEG. FAT, OILS, SOFT	13 253	1 206	3 613	743 PUMPS NES, CENTRIFUGS ETC	14 801	54 616	38 007
431 ANIMAL, VEG. FATS, OILS, NES	3 838	796	606	744 MECHANICAL HANDLING EQUIP	44 026	72 343	50 637
511 HYDROCARBONS, NES, DERIVTS	11 059	1 901	864	745 OTH. NON-ELECT MCH, TOOL, NES	10 433	59 428	41 513
512 ALCOHOL, PHENOL, ETC. DERIV	15 812	7 064	551	746 BALL OR ROLLER BEARINGS	18 337	6 170	4 285
513 CARBOXYLIC ACIDS, DERIVTS	41 624	7 252	1 326	747 TAPS, COCKS, VALVES, ETC.	3 536	16 210	11 389
514 NITROGEN-FUNCT. COMPOUNDS	16 652	7 966	4 931	748 TRANSMISSIONS SHAFTS ETC	4 110	12 095	8 477
515 ORGANO-INORGANIC COMPNDS	12 160	15 044	5 009	749 NON-ELECT MACH. PARTS, ETC	3 485	19 048	13 315
516 OTHER ORGANIC CHEMICALS	3 336	2 164	5 595	751 OFFICE MACHINES	688	2 323	1 628
522 INORGANIC CHEM. ELEMENTS	37 241	11 830	10 486	752 AUTOMATC. DATA PROC. EQUIP	1 325	41 418	29 050
523 METAL. SALTS, INORGAN. ACID	109 376	10 962	1 515	753 PARTS, FOR OFFICE MACHINS	284	5 647	3 956
524 OTHER CHEMICAL COMPOUNDS	2 723	1 290	8 251	759 TELEVISION RECEIVERS ETC	157	952	665
531 SYNTH. COLOURS, LAKES, ETC.	10 389	21 172	7 671	762 RADIO-BROADCAST RECEIVER	101	1 781	1 254
532 DYEING, TANNING MATERIALS	1 461	290	906	763 SOUND RECORDER, PHONOGRPH	38	955	673
533 PIGMENTS, PAINTS, ETC.	30 570	17 037	14 772	764 TELECOMM. EQUIP. PARTS NES	9 196	154 851	108 675
541 MEDICINES, ETC. EXC. GRP542	1 471	5 116	204	771 ELECT POWER MACHNRY. PARTS	19 422	24 963	17 821
542 MEDICAMENTS	4 156	20 472	11 907	772 ELEC. SWITCH. RELAY. CIRCUIT	10 871	79 813	55 739
551 ESSENTL. OIL, PERFUME, FLAVR	732	2 281	3 568	773 ELECTR DISTRIB. EQPT NES	12 775	25 223	17 657
553 PERFUMERY, COSMETICS, ETC.	3 126	4 487	14 346	774 ELECTRO-MEDCL. XRAY EQUIP	655	11 637	8 144
554 SOAP, CLEANERS, POLISH, ETC	22 425	8 053	1 586	775 DOM. ELEC. NON-ELEC. EQUIPT	2 326	5 281	3 711
562 FERTILIZER, EXCEPT GRP272	1 866 926	18 734	3 146	776 TRANSISTORS, VALVES, ETC.	18 465	858 140	600 508
571 POLYMERS OF ETHYLENE	38 969	6 178	5 626	778 ELECTRIC. MACH. APPART. NES	49 109	80 651	56 381
572 POLYMERS OF STYRENE	21 234	6 103	12 982	781 PASS. MOTOR VEHCLS. EX. BUS	81 506	257 936	180 473
573 POLYMERS, VINYL CHLORIDE	14 207	3 545	4 298	782 GOODS, SPCL TRANSPORT VEH	7 637	9 285	6 354
574 POLYACETAL, POLYCARBONATE	23 020	11 605	4 292	783 ROAD MOTOR VEHICLES NES	2 003	3 052	2 156
575 OTH. PLASTIC, PRIMARY FORM	70 650	26 787	2 458	784 PARTS, TRACTORS, MOTOR VEH	56 916	94 940	66 438
579 PLASTIC WASTE, SCRAP ETC	985	43	8 128	785 CYCLES, MOTORCYCLES ETC.	175	953	668
581 PLASTIC TUBE, PIPE, HOSE	1 781	3 310	18 686	786 TRAILERS, SEMI-TRAILR, ETC	9 017	7 501	5 262
582 PLASTIC PLATE, SHEETS, ETC	9 989	8 938	30	791 RAILWAY VEHICLES. EQUIPNT	1 982	9 532	6 742
583 MONOFILAMENT OF PLASTICS	93	85	2 318	792 AIRCRAFT, ASSOCTD. EQUIPNT	14	3 551	2 468
591 INSECTICIDES, ETC.	6 673	8 518	6 229	793 SHIP, BOAT, FLOAT. STRUCTRS	12	72	51
592 STARCHES, INULIN, ETC.	22 099	5 511	60	800 CPL IND PLANT CHAP 90/94	2 985	6 697	4 689
593 EXPLOSIVES, PYROTECHNICS	190	1 582	5 927	811 PREFABRICATED BUILDINGS	64	746	533
597 PREPRD ADDITIVES, LIQUIDS	10 016	4 355	3 854	812 PLUMBING, SANITARY, EQPT. ETC	82	173	120
598 MISC. CHEMICAL PRODS. NES	89 917	33 266	1 132	813 LIGHTING FIXTURES ETC. NES	769	3 176	2 210
600 CPL IND PLANT CHAP 69-76	4 018	16 172	3 043	821 FURNITURE, CUSHIONS, ETC.	1 504	2 866	2 010
611 LEATHER	1 289	998	23 118	831 TRUNK, SUIT-CASES, BAG, ETC	30	1 023	716
612 MANUFACT. LEATHER ETC. NES	118	998	11 012	841 MENS, BOYS CLOTHING, X-KNIT	27	557	390
613 FURSKINS, TANNED, DRESSED	176	3 745	2 710	842 WOMEN, GIRL CLOTHING, X-KNIT	15	870	597
621 MATERIALS OF RUBBER	3 212	2 586	704	844 WOMEN, GIRLS CLOTHING. KNIT	4	54	33
625 RUBBER TYRES, TUBES, ETC.	4 802	3 178	2 625	845 OTHR. TEXTILE APPAREL, NES	10	227	154
629 ARTICLES OF RUBBER, NES	4 636	9 368	1 808	846 CLOTHING ACCESSRS, FABRIC	21	204	146
634 VENEERS, PLYWOOD, ETC.	2 199	908	2 296	848 CLOTHING, NONXTL; HEADGEAR	113	390	272
635 WOOD MANUFACTURES, NES	577	294	6 544	851 FOOTWEAR	116	567	396
641 PAPER AND PAPERBOARD	416 865	66 709	634	871 OPTICAL INSTRUMENTS, NES	83	5 954	4 176
642 PAPER, PAPERBOARD, CUT ETC	19 979	6 690	206	872 MEDICAL INSTRUMENTS NES	2 670	28 333	19 824
651 TEXTILE YARN	641	1 261	532	873 METERS, COUNTERS, NES	614	7 203	5 053
			4 675	874 MEASURE, CONTROL INSTRMNT	3 497	64 032	44 844
			885	881 PHOTOGRAPH APPAR. ETC. NES	270	4 298	3 000

7 IMPORTS AND EXPORTS (SPECIAL TRADE) BY COUNTRIES OF PRODUCTION AND CONSUMPTION AND BY GROUPS OF THE SITC-REV. III 1995

GROUP DESCRIPTION	DT = 100 KG	1 000 DM	1 000 \$	GROUP DESCRIPTION	DT = 100 KG	1 000 DM	1 000 \$
882 PHOTO.CINEMATOGRPH.SUPPL	13 693	15 244	10 661	231 NATURAL RUBBER, ETC.	35 948	8 467	5 874
884 OPTICAL GOODS NES	36	1 410	987	232 SYNTHETIC RUBBER, ETC.	417	95	66
885 WATCHES AND CLOCKS	125	1 992	1 401	245 FUEL WOOD, WOOD CHARCOAL	1 091	52	37
891 ARMS AND AMMUNITION	24	493	345	248 WOOD, SIMPLY WORKED	33 522	7 222	5 060
892 PRINTED MATTER	3 394	6 115	4 250	263 COTTON	196	44	31
893 ARTICLES,NES,OF PLASTICS	11 270	15 397	10 748	268 WOOL, OTHER ANIMAL HAIR	17	85	59
894 BABY CARRIAGE, TOYS,GAMES	1 296	2 841	2 013	288 NON-FERROUS WASTE, SCRAP	11 458	4 588	3 230
895 OFFICE, STATIONERY SUPPLS	5 070	14 621	10 195	289 PREC.METAL ORES,CONCRTS	108	17 179	11 846
897 GOLD,SILVERWARE, JEWEL NES		2 934	2 059	291 CRUDE ANIMAL MATERLS.NES	110	78	55
898 MUSICAL INSTRUMENTS,ETC.	500	18 566	12 982	292 CRUDE VEG.MATERIALS, NES	5 762	7 055	4 915
899 MISC MANUFCTRD GOODS NES	1 208	3 419	2 398	334 PETROLEUM PRODUCTS	41 234	1 291	918
941 COMPL IND PLANT CHAPT 99	11 971	73 198	51 095	421 FIXED VEG.FAT,OILS, SOFT	538	446	312
971 GOLD,NONMONTY EXCL ORES	2	2 890	2 037	431 ANIMAL,VEG.FATS,OILS,NES	912	212	142
BRUNEI				511 HYDROCARBONS,NES,DERIVTS	63 163	6 709	4 597
IMPORTS	161	1 767	1 220	512 ALCOHOL,PHENOL,ETC.DERIV	1 324	4 438	3 032
771 ELECT POWER MACHNRY.PARTS	2	47	32	513 CARBOXYLIC ACIDS,DERIVTS	245	127	89
844 WOMEN,GIRLS CLOTHNG.KNIT	36	49	34	514 NITROGEN-FUNCT.COMPOUNDS	58	45	32
EXPORTS	37 858	176 302	122 807	515 ORGANO-INORGANIC COMPNDS	905	69 175	48 400
048 CEREAL PREPARATIONS	61	57	40	516 OTHER ORGANIC CHEMICALS	340	316	222
514 NITROGEN-FUNCT.COMPOUNDS	71	145	103	522 INORGANIC CHEM.ELEMENTS	1 662	633	448
531 SYNTH.COLOURS,LAKES,ETC.	56	44	31	531 SYNTH.COLOURS,LAKES,ETC.	62	90	62
533 PIGMENTS, PAINTS, ETC.	811	712	503	533 PIGMENTS, PAINTS, ETC.	712	244	170
575 OTH.PLASTIC,PRIMARY FORM	479	146	101	541 MEDICINES,ETC.EXC.GRP542		135	94
582 STARCHES,INULIN,ETC.	335	67	46	542 MEDICAMENTS	660	3 358	2 330
593 EXPLOSIVES,PYROTECHNICS	4	130	86	551 ESSNTL.OIL, PERFUME,FLAVR	351	479	332
598 MISC.CHEMICAL PRDCTS.NES	465	371	260	553 PERFUMERY,COSMETICS,ETC.	15	74	52
600 CPL IND PLANT CHAP 69-76	207	698	467	571 POLYMERS OF ETHYLENE	4 997	878	586
621 MATERIALS OF RUBBER	71	79	51	572 POLYMERS OF STYRENE	4 269	867	604
629 ARTICLES OF RUBBER, NES	2	56	37	574 POLYACETAL,POLYCARBONATE	5 016	2 454	1 724
641 PAPER AND PAPERBOARD	212	55	40	575 OTH.PLASTIC,PRIMARY FORM	7 006	6 403	4 478
662 CLAY,REFRCT.CONSTR.MATRL	2 886	272	191	581 PLASTIC TUBE,PIPE,HOSE	237	1 399	974
663 MINERAL MANUFACTURES,NES	109	46	32	582 PLASTIC PLATE,SHEETS,ETC	142	367	256
664 GLASS	511	155	109	592 STARCHES,INULIN,ETC.	355	840	604
666 POTTERY	1	48	33	593 EXPLOSIVES,PYROTECHNICS	114	334	234
679 TUBES,PIPES,ETC.IRON,STL	274	57	41	597 PREPRD ADDITIVES,LIQUIDS	338	106	71
682 COPPER	33	77	54	598 MISC.CHEMICAL PRDCTS.NES	2 668	1 366	950
683 NICKEL	16	80	57	611 LEATHER	16	790	559
686 ZINC	332	130	94	621 MATERIALS OF RUBBER	122	67	46
691 METALLIC STRUCTURES NES	545	373	256	625 RUBBER TYRES,TUBES,ETC.	11 374	8 306	5 823
694 NAILS,SCREWS,NUTS,ETC.	162	93	67	629 ARTICLES OF RUBBER, NES	5 854	5 610	3 923
695 TOOLS	46	404	282	634 VENEERS, PLYWOOD, ETC.	59 343	8 321	5 789
697 HOUSEHOLD EQUIPMENT,NES	94	136	96	635 WOOD MANUFACTURES, NES	16 632	3 783	2 642
699 MANUFACTS.BASE METAL,NES	93	412	284	642 PAPER,PAPERBOARD,CUT ETC	543	552	384
700 CPL IND PLANT (84/85/87)	1 237	4 225	2 916	651 TEXTILE YARN	10 440	22 587	15 879
713 INTRNL COMBUS PSTN ENGIN	20	334	240	653 FABRICS,MAN-MADE FIBRES	26	45	32
714 ENGINES,MOTORS NON-ELECT	90	665	471	657 SPECIAL YARN,TXTL.FABRIC	28	1 161	807
716 ROTATING ELECTRIC PLANT	6	107	76	658 TEXTILE ARTICLES NES	79	439	306
723 CIVIL ENGINEERING EQUIPT	407	377	269	661 LIME,CEMENT,CONSTR.MATRL	141	51	36
728 OTH.MACH,PTS,SPCL INDUST	52	292	202	664 GLASS	25 284	6 732	4 691
735 PARTS,NES,FOR MACH-TOOLS	5	58	42	665 GLASSWARE	49	126	88
737 METALWORKING MACHNRY NES	2	207	138	666 POTTERY	177	75	52
741 HEATNG,COOLNG EQUIP,PART	26	237	163	675 FLAT-ROLLED, ALLOY STEEL	359	345	241
742 PUMPS FOR LIQUIDS,PARTS	49	325	227	676 IRON,STL,BAR,SHAPES ETC.	48	68	48
743 PUMPS NES,CENTRIFUGS ETC	163	826	579	678 WIRE OF IRON OR STEEL	226	61	43
744 MECHANICAL HANDLING EQUIP	827	1 547	1 101	679 TUBES,PIPES,ETC.IRON,STL	65	48	34
745 OTH.NONELEC MCH,TOOL,NES	102	780	549	682 COPPER	126	568	396
747 TAPS,COCKS,VALVES,ETC.	195	757	527	684 ALUMINIUM	140	78	56
748 TRANSMISSIONS SHAFTS ETC	44	448	306	687 TIN	900	783	553
749 NON-ELECT MACH.PARTS,ETC	1	131	89	689 MISC.NON-FERR.BASE METAL	2	127	91
752 AUTOMATC.DATA PROC.EQUIP	157	8 342	5 895	693 WIRE PRODUCTS EXCL.ELECT	59	67	46
762 RADIO-BROADCAST RECEIVER	4	201	141	694 NAILS,SCREWS,NUTS,ETC.	13 525	10 232	7 106
763 SOUND RECORDER,PHONOGRPH	18	245	175	695 TOOLS	524	2 937	1 982
764 TELECOMM.EQUIP.PARTS NES	392	18 459	13 006	696 CUTLERY	3 260	23 660	16 422
771 ELECT POWER MACHNRY PARTS	4 678	6 678	4 575	697 HOUSEHOLD EQUIPMENT,NES	43	107	77
772 ELEC.SWITCH.RELAY.CIRCUIT	918	13 971	9 332	699 MANUFACTS.BASE METAL,NES	24 441	51 307	36 027
773 ELECTR DISTRIBT.EQPT NES	2 020	2 020	1 423	713 INTRNL COMBUS PSTN ENGIN	1 114	7 080	4 955
774 ELECTRO-MEDCL,XRAY EQUIP	9	61	43	714 ENGINES,MOTORS NON-ELECT	93	14 069	9 872
778 ELECTRIC.MACH.APPART.NES	188	1 217	851	716 ROTATING ELECTRIC PLANT	2 542	8 306	5 794
781 PASS.MOTOR VEHCLS.EX.BUS	9 740	73 868	51 548	718 OTH.PQWR,GENRTNG.MACHNRY	246	134	130
782 GOODS,SPCL TRANSPORT VEH	341	341	237	724 TEXTILE,LEATHER MACHINES	5 513	11 604	8 132
784 PARTS,TRACTORS,MOTOR VEH	423	2 074	1 438	725 PAPER,PULP MILL MACHINES	303	309	204
786 TRAILERS,SEMI-TRAILR,ETC	39	173	120	726 PRINTNG,BOOKBINDNG MACHS	313	150	103
792 AIRCRAFT,ASOCTD.EQUIPNT	21	4 486	3 154	728 OTH.MACH,PTS,SPCL INDUST	1 860	1 747	1 228
813 LIGHTNG FIXTURES ETC.NES	376	2 078	1 482	731 METAL REMOVAL WORK TOOLS	1 642	3 381	2 382
821 FURNITURE,CUSHIONS,ETC.	103	328	231	735 PARTS,NES,FOR MACH-TOOLS	284	1 104	764
822 MEDICAL INSTRUMENTS NES	17	333	234	737 METALWORKING MACHNRY NES	92	246	171
873 METERS,COUNTERS,NES	3	71	50	741 HEATING,COOLNG EQUIP,PART	2 010	3 630	2 565
874 MEASURE,CONTROL INSTRMNT	36	1 915	1 329	742 PUMPS FOR LIQUIDS,PARTS	102	289	200
891 ARMS AND AMMUNITION	27	206	146	743 PUMPS NES,CENTRIFUGS ETC	54 499	34 122	23 912
892 PRINTED MATTER	86	691	482	744 MECHANICAL HANDLING EQUIP	171	944	660
893 ARTICLES,NES,OF PLASTICS	23	66	45	745 OTH.NONELEC MCH,TOOL,NES	150	678	471
894 BABY CARRIAGE, TOYS,GAMES	5 804	20 576	14 451	746 BALL OR ROLLER BEARINGS	1 612	11 066	7 713
898 MUSICAL INSTRUMENTS,ETC.	16	118	85	747 TAPS,COCKS,VALVES,ETC.	201	593	410
899 MISC MANUFCTRD GOODS NES	34	363	256	748 TRANSMISSIONS SHAFTS ETC	3 038	11 486	8 057
941 COMPL IND PLANT CHAPT 99	191	160	111	749 NON-ELECT MACH.PARTS,ETC	600	2 800	1 966
SINGAPORE				751 OFFICE MACHINES	5 511	56 853	39 801
IMPORTS	845 813	4 261 737	2 975 742	752 AUTOMATC.DATA PROC.EQUIP	63 153	1 465 081	1 022 648
001 LIVE ANIMALS	63	274	193	759 PARTS,FOR OFFICE MACHINS	15 109	506 497	353 751
034 FISH,FRESH,CHILLED,FROZLN	3 780	11 459	8 004	761 TELEVISION RECEIVERS ETC	4 467	8 169	5 728
035 FISH,DRIED,SALTED,SMOKED	12	224	156	762 RADIO-BROADCAST RECEIVER	37 481	146 882	102 435
036 CRUSTACEANS,MOLLUSCS ETC	709	1 253	873	763 SOUND RECORDER,PHONOGRPH	26 049	112 490	78 465
037 FISH ETC,PREPD,PRSDV,NES	3 970	2 159	1 513	764 TELECOMM.EQUIP.PARTS NES	17 853	102 024	70 978
048 CEREAL PREPARATIONS	2 308	808	568	771 ELECT POWER MACHNRY.PARTS	3 721	22 894	15 948
056 VEGETABLES,PRPD,PRSDV,NES	110	117	77	772 ELEC.SWITCH.RELAY.CIRCUIT	11 212	140 086	97 615
058 FRUIT,PRESERVED,PREPARED	236	46	31	773 ELECTR DISTRIBT.EQPT NES	1 749	14 308	9 943
071 COFFEE,COFFEE SUBSTITUTE	1 032	427	295	774 ELECTRO-MEDCL,XRAY EQUIP	14	236	165
075 SPICES	4 477	2 199	1 548	775 DOM.ELEC,NON-ELEC.EQUIPT	14 512	27 152	18 942
098 EDIBLE PRD,PREPRTNS,NES	10 938	5 096	3 569	776 TRANSISTORS,VALVES,ETC.	27 889	652 334	455 932
111 NON-ALCOHOL.BEVERAGE,NES	1 262	161	116	778 ELECTRIC.MACH.APPART.NES	13 982	222 478	155 303
223 OILSEED(OTH.FIX.VEG.OIL)	965	190	134	781 PASS.MOTOR VEHCLS.EX.BUS	51	182	125
				784 PARTS,TRACTORS,MOTOR VEH	528	1 351	937
				785 CYCLES,MOTORCYCLES ETC.	11 745	19 622	13 758
				792 AIRCRAFT,ASOCTD.EQUIPNT	10	6 660	4 658
				793 SHIP,BOAT,FLOAT.STRUCTRS	741	2 522	1 802
				813 LIGHTING FIXTURES ETC.NES	439	755	544
				821 FURNITURE,CUSHIONS,ETC.	2 732	3 090	2 152
				831 TRUNK,SUIT-CASES,BAG,ETC	198	2 050	1 426
				841 MENS,BOYS CLOTHNG,X-KNIT	226	1 369	950

7 IMPORTS AND EXPORTS (SPECIAL TRADE) BY COUNTRIES OF PRODUCTION AND CONSUMPTION AND BY GROUPS OF THE SITC-REV. III 1995

GROUP DESCRIPTION	DT = 100 KG	1 000 DM	1 000 \$	GROUP DESCRIPTION	DT = 100 KG	1 000 DM	1 000 \$
842 WOMEN,GIRL CLOTHING,XKNIT	568	2 981	2 108	600 CPL IND PLANT CHAP 69-76	349	1 825	1 283
843 MENS,BOYS CLOTHING,KNIT	183	707	490	611 LEATHER	5 956	16 721	11 820
844 WOMEN,GIRLS CLOTHING,KNIT	1 402	5 136	3 600	612 MANUFACT. LEATHER ETC.NES	383	7 185	5 067
845 OTHR.TEXTILE APPAREL,NES	6 092	25 219	17 684	621 MATERIALS OF RUBBER	12 302	10 039	7 002
846 CLOTHING ACCESSRS,FABRIC	27	118	81	625 RUBBER TYRES,TUBES,ETC.	13 870	13 160	9 192
851 FOOTWEAR	978	3 906	2 684	629 ARTICLES OF RUBBER,NES	4 734	19 961	13 966
871 OPTICAL INSTRUMENTS,NES	467	13 660	9 576	634 VENEERS,PLYWOOD,ETC.	17 239	3 580	2 500
872 MEDICAL INSTRUMENTS,NES	89	1 326	917	635 WOOD MANUFACTURES,NES	6 125	2 366	1 623
873 METERS,COUNTERS,NES	367	3 765	2 606	641 PAPER AND PAPERBOARD	497 563	69 224	48 421
874 MEASURE,CONTROL INSTRMNT	1 913	41 408	28 946	642 PAPER,PAPERBOARD,CUT ETC	17 444	7 043	4 322
881 PHOTOGRAPH APPAR.ETC.NES	64	2 605	1 845	651 TEXTILE YARN	8 976	14 083	9 755
882 PHOTO.CINEMATOGRPH.SUPPL	732	4 050	2 854	652 COTTON FABRICS,WOVEN	1 567	4 005	2 789
884 OPTICAL GOODS NES	541	14 411	10 093	653 FABRICS,MAN-MADE FIBRES	7 382	27 032	18 889
885 WATCHES AND CLOCKS	716	1 988	1 355	654 OTH.TEXTILE FABRIC,WOVEN	239	872	602
892 PRINTED MATTER	22 394	23 099	16 159	655 KNIT,CROCHET.FABRIC NES	771	1 965	1 375
893 ARTICLES,NES,OF PLASTICS	18 428	18 839	13 122	656 TULLE,LACE,EMBROIDRY.ETC	172	1 122	790
894 BABY CARRIAGE,TOYS,GAMES	2 530	8 124	5 634	657 SPECIAL YARN,TXTL.FABRIC	8 675	13 604	9 491
895 OFFICE,STATIONERY SUPPLS	361	5 751	4 028	658 TEXTILE ARTICLES NES	1 215	3 489	2 450
896 WORKS OF ART,ANTIQUE ETC	61	578	402	659 FLOOR COVERINGS, ETC.	2 655	2 046	1 423
897 GOLD,SILVERWARE,JEWEL NES		2 712	1 881	661 LIME,CEMENT,CONSTR.MATRL	3 755	913	633
898 MUSICAL INSTRUMENTS,ETC.	5 857	33 970	23 670	662 CLAY,REFRCT.CONSTR.MATRL	110 980	10 083	7 040
899 MISC MANUFCTRD GOODS NES	286	27 623	19 312	663 MINERAL MANUFACTURES,NES	27 630	16 615	11 610
961 COIN NONGOLD NONCURRENT	25	1 398	973	664 GLASS	23 534	12 849	8 985
971 GOLD,NONMONTY EXCL DRES		426	297	665 GLASSWARE	8 865	9 061	6 356
972 MONETARY GOLD,GOLD COINS	1	1 487	1 035	666 POTTERY	943	1 687	1 181
EXPORTS	4 375 641	5 244 695	3 669 736	667 PEARLS,PRECIOUS STONES		751	533
001 LIVE ANIMALS	6	116	78	671 PIG IRON,SPIEGELEISN,ETC	830	226	159
012 OTHER MEAT, MEAT OFFAL	639	239	168	672 INGOTS ETC.IRON OR STEEL	5 058	1 433	1 016
017 MEAT,OFFL,PRPD,PRSD,NES	327	325	223	673 FLAT-ROLLED IRON ETC.	38 898	4 634	3 242
022 MILK AND CREAM	20 003	6 170	4 365	674 FLAT-ROLLED PLATED IRON	9 212	2 408	1 667
024 CHEESE AND CURD	165	194	137	675 FLAT-ROLLED, ALLOY STEEL	16 774	5 969	4 184
034 FISH,FRESH,CHILLED,FROZN	51	149	103	676 IRON,STL.BAR,SHAPES ETC.	209 451	18 430	12 961
037 FISH ETC.PRPD,PRSD,NES	99	221	155	677 RAILWAY TRACK IRON,STEEL	15 603	2 042	1 433
048 CEREAL PREPARATIONS	3 295	1 660	1 163	678 WIRE OF IRON OR STEEL	6 549	1 442	1 010
054 VEGETABLES	75	67	45	679 TUBES,PIPES,ETC.IRON,STL	119 208	28 394	19 906
056 VEGETABLES,PRPD,PRSD,NES	802	398	278	681 SILVER,PLATINUM,ETC.	52	2 066	1 448
057 FRUIT,NUTS EXCL.OIL NUTS	63	84	58	682 COPPER	135 379	101 603	71 132
058 FRUIT,PRESERVED,PREPARED	389	254	172	683 NICKEL	354	1 172	818
059 FRUIT,VEGETABLE JUICES	332	56	38	684 ALUMINIUM	57 759	33 783	23 633
061 SUGARS,MOLASSES,HONEY	85 965	4 959	3 491	685 LEAD	1 079	2 317	239
062 SUGAR CONFECTIONERY	3 320	1 501	1 060	686 ZINC	16 358	3 641	1 849
071 COFFEE,COFFEE SUBSTITUTE	124	212	148	687 TIN	172	448	314
072 COCOA	1 863	648	447	688 MISC.NON-FERR.BASE METAL	71	264	181
073 CHOCOLATE,OTH.COCOA PREP	3 760	2 801	1 969	691 METALLIC STRUCTURES NES	33 941	23 156	16 167
074 TEA AND MATE	38	64	45	692 CONTAINERS,STORAGE,TRNSP	3 384	3 189	2 244
075 SPICES	488	516	357	693 WIRE PRODUCTS EXCL.ELECT	4 624	6 151	4 308
081 ANIMAL FEED STUFF	1 268	639	444	694 NAILS,SCREWS,NUTS,ETC.	6 058	11 892	8 298
091 MARGARINE AND SHORTENING	669	167	115	695 TOOLS	11 436	62 612	43 769
098 EDIBLE PROD.PREPRTNS,NES	3 701	2 753	1 921	696 CUTLERY	797	4 683	3 281
111 NON-ALCOHOL.BEVERAGE,NES	2 406	412	285	697 HOUSEHOLD EQUIPMENT,NES	3 986	7 269	5 089
112 ALCOHOLIC BEVERAGES	9 067	1 967	1 381	699 MANUFACTS.BASE METAL,NES	44 412	66 093	46 257
121 TOBACCO, UNMANUFACTURED	176	153	106	700 CPL IND PLANT (84/85/87)	20 071	97 105	68 018
122 TOBACCO, MANUFACTURED	8 482	19 385	13 567	711 STEAM GENER.BOILERS,ETC.	3 237	5 179	3 612
232 SYNTHETIC RUBBER, ETC.	8 077	1 987	1 382	712 STEAM TURBINES	219	548	386
246 WOOD IN CHIPS, PARTICLES	5 133	44	31	713 INTRNL COMBUS PSTN ENGIN	32 874	188 263	131 624
247 WOOD ROUGH,ROUGH SQUARED	2 580	219	155	714 ENGINES,MOTORS NON-ELECT	356	27 824	19 495
248 WOOD, SIMPLY WORKED	1 655	315	220	716 ROTATING ELECTRIC PLANT	16 676	27 422	19 213
263 COTTON	250	85	59	718 OTH.POWR.GENRTNG.MACHNRY	2 527	10 378	7 245
266 SYNTHETIC FIBRES	916	266	188	721 AGRIC.MACHINES,EX.TRACTR	414	646	453
267 OTHER MAN-MADE FIBRES	175	74	51	722 TRACTORS	1 000	1 173	766
269 WORN CLOTHING,TEXTL.ARTL	829	86	60	723 CIVIL ENGINEERING EQUIPT	73 077	77 426	54 152
272 FERTILIZERS, CRUDE	1 445	106	74	724 TEXTILE,LEATHER MACHINES	8 074	39 963	27 766
273 STONE, SAND AND GRAVEL	19 438	412	282	725 PAPER,PULP MILL MACHINES	5 658	12 268	8 592
278 OTHER CRUDE MINERALS	59 178	1 427	995	726 PRINTNG,BOOKBINDNG MACHS	6 027	33 060	23 198
285 ALUMINIUM ORE,CONCTR.ETC	1 512	742	526	727 FOOD-PROCESS.MCH.NON DOM	1 796	11 010	7 606
287 ORE,CONCENTR.BASE METALS	1 680	208	148	728 OTH.MACH,PTS,SPCL INDUST	37 566	148 911	104 616
291 CRUDE ANIMAL MATRLS,NES	29	189	133	731 METAL REMOVAL WORK TOOLS	5 672	24 381	17 039
292 CRUDE VEG.MATERIALS, NES	640	748	523	733 MACH-TOOLS,METAL-WORKING	15 018	31 143	21 708
322 BRIQUETTES,LIGNITE,PEAT	1 082	47	33	735 PARTS,NES,FOR MACH-TOOLS	1 610	12 109	8 477
334 PETROLEUM PRODUCTS	62 267	6 349	4 443	737 METALWORKING MACHNRY NES	33 144	15 130	10 634
335 RESIDUAL PETROL.PRODUCTS	17 016	1 012	704	741 HEATING,COOLING EQUIP,PART	16 942	64 832	45 223
422 FIXED VEG.FAT,OILS,OTHER	136	72	50	742 PUMPS FOR LIQUIDS,PARTS	18 878	64 457	45 026
431 ANIMAL,VEG.FATS,OILS,NES	4 411	815	569	743 PUMPS NES,CENTRIFUGS ETC	27 259	106 945	74 365
511 HYDROCARBONS,NES,DERIVTS	38 134	7 172	4 994	744 MECHANICAL HANDLING EQUIP	64 921	102 012	70 891
512 ALCOHOL,PHENOL,ETC.DERIV	85 592	19 792	13 858	745 OTH.NONELEC MCH,TOOL,NES	13 337	55 681	39 016
513 CARBOXYLIC ACIDS,DERIVTS	64 861	14 839	10 373	746 BALL OR ROLLER BEARINGS	40 225	104 580	73 109
514 NITROGEN-FUNCT.COMPOUNDS	95 379	38 353	26 710	747 TAPS,COCKS,VALVES,ETC.	9 653	37 637	26 336
515 ORGANO-INORGANIC COMPNDS	15 820	22 302	15 569	748 TRANSMISSIONS SHAFTS ETC	23 986	74 723	52 192
516 OTHER ORGANIC CHEMICALS	87 794	20 263	14 261	749 NON-ELECT MACH.PARTS,ETC	3 321	33 494	23 375
522 INORGANIC CHEM.ELEMENTS	36 898	10 084	7 020	751 OFFICE MACHINES	2 399	12 710	8 908
523 METAL.SALTS,INORGAN.ACID	86 288	11 702	8 172	752 AUTOMATC.DATA PROC.EQUIP	1 906	38 348	26 657
524 OTHER CHEMICAL COMPOUNDS	3 868	7 262	5 064	759 PARTS,FOR OFFICE MACHINS	3 817	88 744	62 481
525 RADIO-ACTIVE MATERIALS		59	40	761 TELEVISION RECEIVERS ETC	786	2 157	1 496
531 SYNTH.COLOURS,LAKES,ETC.	16 009	32 980	23 035	762 RADIO-BROADCAST RECEIVER	484	7 342	5 100
532 DYEING,TANNING MATERIALS	1 763	541	382	763 SOUND RECORDER,PHONOGRPH	633	5 832	4 056
533 PIGMENTS, PAINTS, ETC.	43 710	34 163	23 897	764 TELECOMM.EQUIP.PARTS NES	4 640	140 291	97 552
541 MEDICINES,ETC.EXC.GRP542	1 496	28 210	19 742	771 ELECT POWER MACHNRY.PARTS	24 112	59 212	41 362
542 MEDICAMENTS	2 052	19 482	13 637	772 ELEC.SWITCH.RELAY.CIRCUIT	42 458	260 746	182 520
551 ESSNTL.OIL,PERFUME,FLAVR	4 593	9 552	6 674	773 ELECTR.DISTRIBT.EQPT NES	35 499	46 402	32 526
553 PERFUMERY,COSMETICS,ETC.	10 501	18 551	12 968	774 ELECTRO-MEDCL.XRAY EQUIP	459	8 382	5 870
564 SOAP,CLEANERS,POLISH,ETC	28 114	10 804	7 548	775 DOM.ELEC, NON-ELEC.EQUIPT	5 443	16 440	11 470
562 FERTILIZER,EXCEPT GRP272	54 381	942	620	776 TRANSISTORS,VALVES,ETC.	7 804	529 241	371 418
571 POLYMERS OF ETHYLENE	9 243	1 302	911	778 ELECTRIC.MACH. APPART.NES	28 600	113 787	79 791
572 POLYMERS OF STYRENE	92 239	18 887	13 256	781 PASS.MOTOR VEHCLS.EX.BUS	102 628	337 410	235 953
573 POLYMERS,VINYL CHLORIDE	15 501	6 888	4 833	782 GOODS,SPCL TRANSPORT VEH	27 551	38 198	27 017
574 POLYACETAL,POLYCARBONATE	73 933	27 763	19 453	783 ROAD MOTOR VEHICLES NES	267	324	229
575 OTH.PLASTIC,PRIMARY FORM	322 449	75 099	52 338	784 PARTS,TRACTORS,MOTOR VEH	66 776	167 339	116 971
579 PLASTIC WASTE, SCRAP ETC	3 036	117	83	785 CYCLES,MOTORCYCLES ETC.	202	817	569
581 PLASTIC TUBE,PIPE,HOSE	3 840	7 964	5 572	786 TRAILERS,SEMI-TRAILR,ETC	16 788	12 114	8 521
582 PLASTIC PLATE,SHEETS,ETC	41 492	26 063	18 207	791 RAILWAY VEHICLES.EQUIPNT	5 346	3 548	2 466
583 MONOFILAMENT OF PLASTICS	3 813	3 442	2 419	792 AIRCRAFT, ASSOCTD.EQUIPNT	35	8 558	5 947
591 INSECTICIDES, ETC.	2 431	1 912	1 330	793 SHIP,BOAT,FLOAT.STRUCTRS	96	524	370
592 STARCHES,INULIN,ETC.	22 617	6 310	4 412	800 CPL IND PLANT CHAP 90/94	32	1 169	815
593 EXPLOSIVES,PYROTECHNICS	390	2 239	1 560	811 PREFABRICATED BUILDINGS	19	46	33
597 PREPRD ADDITIVES,LIQUIDS	120 363	29 854	20 865	812 PLUMBNG,SANITRY,EQPT.ETC	2 111	1 891	1 331
598 MISC.CHEMICAL PRODTS,NES	78 903	56 455	39 411	813 LIGHTNG FIXTURES ETC.NES	4 360	16 292	11 395
				821 FURNITURE,CUSHIONS,ETC.	19 958	19 433	13 647
				831 TRUNK,SUIT-CASES,BAG,ETC	472	11 771	8 262

7 IMPORTS AND EXPORTS (SPECIAL TRADE) BY COUNTRIES OF PRODUCTION AND CONSUMPTION AND BY GROUPS OF THE SITC-REV. III 1995

GROUP DESCRIPTION	DT = 100 KG	1 000 DM	1 000 \$	GROUP DESCRIPTION	DT = 100 KG	1 000 DM	1 000 \$
841 MENS,BOYS CLOTHNG,X-KNIT	194	3 643	2 539	763 SOUND RECORDER,PHONOGRPH	515	4 888	3 423
842 WOMEN,GIRL CLOTHNG,XKNIT	376	10 621	7 374	764 TELECOMM.EQUIP.PARTS NES	5 140	34 592	24 070
843 MENS,BOYS CLOTHNG,KNIT	34	365	253	771 ELECT POWER MACHNY,PARTS	1 557	8 991	6 298
844 WOMEN,GIRLS CLOTHNG,KNIT	22	522	363	772 ELEC.SWITCH,RELAY,CIRCUIT	4 313	52 373	36 788
845 OTHR,TEXTILE APPAREL,NES	168	2 802	1 944	773 ELECTR DISTRIB,EQPT NES	889	2 194	1 523
846 CLOTHING ACCESSRS,FABRIC	98	915	638	774 ELECTRO-MEDCL,XRAY EQUIP	1	54	39
848 CLOTHING,NONTXLT;HEADGEAR	175	2 883	2 022	775 TRANSISTORS,VALVES,ETC.	5 822	259 747	181 212
851 FOOTWEAR	610	4 017	2 805	778 ELECTRIC,MACH.APPART,NES	1 856	57 277	40 188
871 OPTICAL INSTRUMENTS,NES	285	8 109	5 687	784 PARTS,TRACTORS,MOTOR VEH	520	371	264
872 MEDICAL INSTRUMENTS NES	1 757	23 933	16 724	785 CYCLES,MOTORCYCLES ETC.	132	73	53
873 METERS,COUNTERS,NES	791	5 135	3 601	786 TRAILERS,SEMI-TRAILR,ETC	540	226	159
874 MEASURE,CONTROL INSTRMNT	4 840	117 006	82 005	792 AIRCRAFT,ASOCTD.EQUIPNT	12	112	78
881 PHOTOGRAPH APPAR.ETC.NES	2 343	26 906	18 818	813 LIGHTING FIXTURES ETC.NES	6 579	6 682	4 660
882 PHOTO.CINEMATOGRPH.SUPPL	6 434	11 306	7 913	821 FURNITURE,CUSHIONS,ETC.	16 407	14 393	10 063
884 OPTICAL GOODS NES	197	12 375	8 631	831 TRUNK,SUIT-CASES,BAG,ETC	1 788	4 040	2 833
885 WATCHES AND CLOCKS	363	67 541	47 446	841 MENS,BOYS CLOTHNG,X-KNIT	12 845	40 815	28 418
891 ARMS AND AMMUNITION	93	553	387	842 WOMEN,GIRL CLOTHNG,XKNIT	10 352	34 127	23 712
892 PRINTED MATTER	6 288	10 235	7 127	843 MENS,BOYS CLOTHNG,KNIT	3 446	7 141	4 957
893 ARTICLES,NES,OF PLASTICS	26 551	28 622	19 973	844 WOMEN,GIRLS CLOTHNG,KNIT	5 514	12 677	8 814
894 BABY CARRIAGE,TOYS,GAMES	875	2 634	1 834	845 OTHR,TEXTILE APPAREL,NES	37 461	89 531	62 484
895 OFFICE,STATIONERY SUPPLS	2 063	11 479	7 969	846 CLOTHING ACCESSRS,FABRIC	6 904	21 818	15 223
896 WORKS OF ART,ANTIQUE ETC	8	4 128	2 826	848 CLOTHING,NONTXLT;HEADGEAR	1 018	5 838	4 042
897 GOLD,SILVERWARE,JEWL NES	25	9 909	6 832	851 FOOTWEAR	15 166	27 305	18 989
898 MUSICAL INSTRUMENTS,ETC.	2 323	22 149	15 462	871 OPTICAL INSTRUMENTS,NES	2	109	76
899 MISC MANUFCTRD GOODS NES	3 708	13 823	9 657	872 MEDICAL INSTRUMENTS NES	15	243	159
941 COMPL IND PLANT CHAPT 99	25 997	148 958	105 290	873 METERS,COUNTERS,NES	467	4 495	3 096
961 COIN NONGOLD NONCURRENT	2	73	49	874 MEASURE,CONTROL INSTRMNT	6 922	79 479	55 446
971 GOLD,NONMONTY EXCL ORES	3	6 045	4 211	881 PHOTOGRAPH APPAR.ETC.NES	102	5 161	3 664
				884 OPTICAL GOODS NES	80	2 737	1 931
				885 WATCHES AND CLOCKS	922	14 868	10 421
				891 ARMS AND AMMUNITION	75	159	112
				892 PRINTED MATTER	852	1 195	830
				893 ARTICLES,NES,OF PLASTICS	15 565	8 210	5 746
				894 BABY CARRIAGE,TOYS,GAMES	13 215	26 499	18 446
				895 OFFICE,STATIONERY SUPPLS	171	487	346
				896 WORKS OF ART,ANTIQUE ETC	15	87	59
				897 GOLD,SILVERWARE,JEWL NES	2 287	7 585	5 280
				898 MUSICAL INSTRUMENTS,ETC.	58	978	678
				899 MISC MANUFCTRD GOODS NES	12 989	19 255	13 412
				971 GOLD,NONMONTY EXCL ORES	41	13 302	9 391
				EXPORTS	1 251 271	1 394 102	973 944
				001 LIVE ANIMALS	24	395	279
				011 BOVINE MEAT	11 227	2 392	1 673
				016 MEAT,ED.OFFL,DRY,SLT,SMK	39	76	53
				017 MEAT,OFFL.PRPD,PRSDV,NES	76	110	77
				022 MILK AND CREAM	13 865	4 026	2 830
				023 BUTTER,OTHER FAT OF MILK	122	60	40
				025 EGGS,BIRDS,YOLKS,ALBUMIN	105	227	159
				048 CEREAL PREPARATIONS	768	389	270
				056 VEGETABLES,PRPD,PRSDV,NES	548	299	209
				059 FRUIT,VEGETABLE JUICES	1 838	774	544
				061 SUGARS,MOLASSES,HONEY	194 772	9 312	6 505
				062 SUGAR CONFECTIONERY	266	159	112
				073 CHOCOLATE,OTH.COCOA PREP	677	586	414
				075 SPICES	95	80	58
				081 ANIMAL FEED STUFF	1 276	1 455	1 026
				088 EDIBLE PROD.PREPRNTS,NES	6 088	4 536	3 162
				111 NON-ALCOHOL.BEVERAGE,NES	525	61	43
				112 ALCOHOLIC BEVERAGES	1 075	515	359
				122 TOBACCO,MANUFACTURED	10 105	25 512	17 926
				232 SYNTHETIC RUBBER,ETC.	12 565	3 344	2 393
				248 WOOD, SIMPLY WORKED	3 938	559	388
				251 PULP AND WASTE PAPER	16 820	978	692
				266 SYNTHETIC FIBRES	965	321	227
				267 OTHER MAN-MADE FIBRES	1 880	960	645
				269 WORN CLOTHING,TEXTL.ARTL	760	192	135
				273 STONE, SAND AND GRAVEL	24 921	492	339
				278 OTHER CRUDE MINERALS	87 415	1 269	885
				285 ALUMINIUM ORE,CONCTR.ETC	397	104	75
				291 CRUDE ANIMAL MATERLS,NES	156	92	63
				292 CRUDE VEG.MATERIALS, NES	1 190	760	535
				334 PETROLEUM PRODUCTS	2 146	303	211
				335 RESIDUAL PETROL.PRODUCTS	2 739	430	299
				431 ANIMAL,VEG.FATS,OILS,NES	1 526	297	208
				511 HYDROCARBONS,NES,DERIVTS	8 534	1 673	1 164
				512 ALCOHOL,PHENOL,ETC.DERIV	9 892	1 850	1 278
				513 CARBOXYLIC ACIDS,DERIVTS	28 281	8 526	5 969
				514 NITROGEN-FUNCT.COMPOUNDS	8 103	12 142	8 484
				515 ORGANO-INORGANIC COMPNDS	2 388	9 144	6 362
				516 OTHER ORGANIC CHEMICALS	6 946	1 760	1 220
				522 INORGANIC CHEM.ELEMENTS	30 231	6 631	4 649
				523 METAL.SALTS,INORGAN.ACID	42 514	6 798	4 714
				524 OTHER CHEMICAL COMPOUNDS	3 103	338	238
				531 SYNTH.COLOURS,LAKES,ETC.	3 287	7 801	5 442
				532 DYEING,TANNING MATERIALS	5 065	676	479
				533 PIGMENTS, PAINTS, ETC.	13 427	7 743	5 425
				541 MEDICINES,ETC.EXC.GRP542	4 985	15 931	11 127
				542 MEDICAMENTS	1 913	22 133	15 452
				551 ESSNTL.OIL,PERFUME,FLAVR	2 636	5 951	4 161
				553 PERFUMERY,COSMETICS,ETC.	165	1 202	844
				554 SOAP,CLEANERS,POLISH,ETC	11 814	4 313	3 014
				562 FERTILIZER,EXCEPT GRP272	5 122	423	291
				571 POLYMERS OF ETHYLENE	26 686	4 748	3 326
				573 POLYMERS,VINYL CHLORIDE	11 240	3 673	2 548
				574 POLYACETAL,POLYCARBONATE	17 289	7 128	4 971
				575 OTH.PLASTIC,PRIMARY FORM	51 133	19 877	13 891
				579 PLASTIC WASTE, SCRAP ETC	47 069	1 628	1 138
				581 PLASTIC TUBE,PIPE,HOSE	525	2 805	1 990
				582 PLASTIC PLATE,SHEETS,ETC	4 252	4 064	2 840
				583 MONOFILAMENT OF PLASTICS	388	425	300
				591 INSECTICIDES, ETC.	9 760	14 607	10 240
				592 STARCHES,INULIN,ETC.	9 239	2 146	1 500
				593 EXPLOSIVES,PYROTECHNICS	14	80	54
				597 PREPRD ADDITIVES,LIQUIDS	6 586	2 437	1 719
				598 MISC.CHEMICAL PRODTS,NES	33 027	16 647	11 646
				600 CPL IND PLANT CHAP 69-76	4 964	11 031	7 758

PHILIPPINES

IMPORTS

001 LIVE ANIMALS	12	188	133	894 BABY CARRIAGE,TOYS,GAMES	15 565	8 210	5 746
034 FISH,FRESH,CHILLED,FROZN	85	866	607	895 OFFICE,STATIONERY SUPPLS	13 215	26 499	18 446
036 CRUSTACEANS,MOLLUSCS ETC	3 062	1 821	1 277	896 WORKS OF ART,ANTIQUE ETC	171	487	346
037 FISH ETC.PRPD,PRSDV,NES	133 290	45 616	31 882	897 GOLD,SILVERWARE,JEWL NES	15	87	59
048 CEREAL PREPARATIONS	186	77	52	898 MUSICAL INSTRUMENTS,ETC.	2 287	7 585	5 280
054 VEGETABLES	4 696	161	106	899 MISC MANUFCTRD GOODS NES	58	978	678
057 FRUIT,NUTS EXCL.OIL NUTS	26 439	4 238	2 962	971 GOLD,NONMONTY EXCL ORES	12 989	19 255	13 412
058 FRUIT,PRESERVED,PREPARED	111 170	13 692	9 256		41	13 302	9 391
059 FRUIT,VEGETABLE JUICES	6 046	811	565	EXPORTS	1 251 271	1 394 102	973 944
061 SUGARS,MOLASSES,HONEY	1 646	423	293	001 LIVE ANIMALS	24	395	279
072 COCOA	459	250	178	011 BOVINE MEAT	11 227	2 392	1 673
081 ANIMAL FEED STUFF	477 895	8 696	6 067	016 MEAT,ED.OFFL,DRY,SLT,SMK	39	76	53
098 EDIBLE PROD.PREPRNTS,NES	663	177	121	017 MEAT,OFFL.PRPD,PRSDV,NES	76	110	77
121 TOBACCO, UNMANUFACTURED	12 663	5 349	3 727	022 MILK AND CREAM	13 865	4 026	2 830
122 TOBACCO, MANUFACTURED	32	49	34	023 BUTTER,OTHER FAT OF MILK	122	60	40
223 OILSEED(OTH.FIX.VEG.OIL)	170 328	10 450	7 370	025 EGGS,BIRDS,YOLKS,ALBUMIN	105	227	159
245 FUEL WOOD, WOOD CHARCOAL	6 775	194	136	048 CEREAL PREPARATIONS	768	389	270
248 WOOD, SIMPLY WORKED	250	49	35	056 VEGETABLES,PRPD,PRSDV,NES	548	299	209
251 PULP AND WASTE PAPER	65 296	21 282	14 840	059 FRUIT,VEGETABLE JUICES	1 838	774	544
265 VEGETABLE TEXTILE FIBRES	403	60	41	061 SUGARS,MOLASSES,HONEY	194 772	9 312	6 505
273 STONE, SAND AND GRAVEL	2 774	115	80	062 SUGAR CONFECTIONERY	266	159	112
287 ORE,CONCENTR.BASE METALS	2 000	55	39	073 CHOCOLATE,OTH.COCOA PREP	677	586	414
288 NON-FERROUS WASTE,SCRAP	19	223	145	075 SPICES	95	80	58
289 PREC.METAL ORES,CONCTRITS	125	47 749	33 461	081 ANIMAL FEED STUFF	1 276	1 455	1 026
291 CRUDE ANIMAL MATERLS,NES	1 865	549	378	088 EDIBLE PROD.PREPRNTS,NES	6 088	4 536	3 162
292 CRUDE VEG.MATERIALS, NES	12 940	7 830	5 449	111 NON-ALCOHOL.BEVERAGE,NES	525	61	43
422 FIXED VEG.FAT,OILS,OTHER	1 567 246	152 218	106 182	112 ALCOHOLIC BEVERAGES	1 075	515	359
431 ANIMAL,VEG.FATS,OILS,NES	250 433	25 009	17 407	122 TOBACCO,MANUFACTURED	10 105	25 512	17 926
512 ALCOHOL,PHENOL,ETC.DERIV	55 147	7 174	5 018	232 SYNTHETIC RUBBER,ETC.	12 565	3 344	2 393
514 NITROGEN-FUNCT.COMPOUNDS	1 004	382	270	248 WOOD, SIMPLY WORKED	3 938	559	388
515 ORGANO-INORGANIC COMPNDS	60	64	44	251 PULP AND WASTE PAPER	16 820	978	692
522 INORGANIC CHEM.ELEMENTS	140	617	425	266 SYNTHETIC FIBRES	965	321	227
553 PERFUMERY,COSMETICS,ETC.	87	86	57	267 OTHER MAN-MADE FIBRES	1 880	960	645
554 SOAP,CLEANERS,POLISH,ETC	173	58	42	269 WORN CLOTHING,TEXTL.ARTL	760	192	135
581 PLASTIC TUBE,PIPE,HOSE	41	49	35	273 STONE, SAND AND GRAVEL	24 921	492	339
582 PLASTIC PLATE,SHEETS,ETC	1 524	852	600	278 OTHER CRUDE MINERALS	87 415	1 269	885
598 MISC.CHEMICAL PRODTS,NES	864	265	182	285 ALUMINIUM ORE,CONCTR.ETC	397	104	75
611 LEATHER	602	3 354	2 345	291 CRUDE ANIMAL MATERLS,NES	156	92	63
612 MANUFACT.LEATHER ETC.NES	26	75	51	292 CRUDE VEG.MATERIALS, NES	1 190	760	535
625 RUBBER TYRES,TUBES,ETC.	643	290	199	334 PETROLEUM PRODUCTS	2 146	303	211
629 ARTICLES OF RUBBER, NES	12	215	153	335 RESIDUAL PETROL.PRODUCTS	2 739	430	299
635 WOOD MANUFACTURES, NES	10 432	10 368	7 226	431 ANIMAL,VEG.FATS,OILS,NES	1 526	297	208
641 PAPER AND PAPERBOARD	362	187	131	511 HYDROCARBONS,NES,DERIVTS	8 534	1 673	1 164
642 PAPER,PAPERBOARD,CUT ETC	8 118	11 298	7 888	512 ALCOHOL,PHENOL,ETC.DERIV	9 892	1 850	1 278
651 TEXTILE YARN	2 464	1 206	840	513 CARBOXYLIC ACIDS,DERIVTS	28 281	8 526	5 969
653 FABRICS							

7 IMPORTS AND EXPORTS (SPECIAL TRADE) BY COUNTRIES OF PRODUCTION AND CONSUMPTION AND BY GROUPS OF THE SITC-REV. III 1995

GROUP DESCRIPTION	DT = 100 KG	1 000 DM	1 000 \$	GROUP DESCRIPTION	DT = 100 KG	1 000 DM	1 000 \$
611 LEATHER	1 176	1 875	1 330	872 MEDICAL INSTRUMENTS NES	536	5 067	3 550
612 MANUFACT. LEATHER ETC. NES	8	75	51	873 METERS, COUNTERS, NES	27	524	368
613 FURSKINS, TANNED, DRESSED	3	57	40	874 MEASURE, CONTROL INSTRMNT	932	21 051	14 801
621 MATERIALS OF RUBBER	673	794	558	881 PHOTOGRAPH APPAR. ETC. NES	131	405	284
625 RUBBER TYRES, TUBES, ETC.	818	683	484	882 PHOTO. CINEMATOGPH. SUPPL	573	751	527
629 ARTICLES OF RUBBER, NES	535	2 276	1 588	884 OPTICAL GOODS NES		763	536
634 VENEERS, PLYWOOD, ETC.	6 735	1 300	923	885 WATCHES AND CLOCKS	22	132	133
635 WOOD MANUFACTURES, NES	113	99	70	891 ARMS AND AMMUNITION	4	46	31
641 PAPER AND PAPERBOARD	69 647	14 393	10 027	892 PRINTED MATTER	1 779	2 381	1 659
642 PAPER, PAPERBOARD, CUT ETC	4 030	1 740	1 213	893 ARTICLES, NES, OF PLASTICS	5 810	7 750	5 421
651 TEXTILE YARN	1 504	3 395	2 375	894 BABY CARRIAGE, TOYS, GAMES	2 632	3 903	2 691
652 COTTON FABRICS, WOVEN	1 376	3 277	2 286	895 OFFICE, STATIONERY SUPPLS	1 293	5 130	3 576
653 FABRICS, MAN-MADE FIBRES	840	2 559	1 783	896 WORKS OF ART, ANTIQUE ETC		682	474
654 OTH. TEXTILE FABRIC, WOVEN	226	1 152	813	897 GOLD, SILVERWARE, JEWEL NES	1	187	130
655 KNIT, CROCHET, FABRIC NES	708	4 206	2 940	898 MUSICAL INSTRUMENTS, ETC.	11	257	182
656 TULLE, LACE, EMBROIDRY, ETC	89	521	363	899 MISC MANUFACTRD GOODS NES	656	2 698	1 893
657 SPECIAL YARN, TXTL. FABRIC	1 778	3 638	2 547	941 COMPL IND PLANT CHAPT 99	1 131	3 453	2 437
658 TEXTILE ARTICLES NES	97	687	477	971 GOLD, NONMONTY EXCL ORES		2 330	1 622
659 FLOOR COVERINGS, ETC.	191	234	166				
662 CLAY, REFRACT. CONSTR. MATRL	23 591	3 751	2 621	MONGOLIA			
663 MINERAL MANUFACTURES, NES	4 509	3 113	2 175				
664 GLASS	2 775	2 853	1 996	IMPORTS	5 493	10 390	7 265
665 GLASSWARE	1 430	1 886	1 180				
666 POTTERY	80	243	169	268 WOOL, OTHER ANIMAL HAIR	506	133	91
667 PEARLS, PRECIOUS STONES	240	2 680	1 875	287 ORE, CONCENTR. BASE METALS	380	154	107
671 PTG IRON, SPIEGELEISN, ETC	532	157	112	291 CRUDE ANIMAL MATERLS. NES	1 904	3 514	2 474
672 INGOTS ETC. IRON OR STEEL	641	257	181	658 TEXTILE ARTICLES NES	33	44	31
673 FLAT-ROLLED IRON ETC.	17 562	1 768	1 250	841 MENS, BOYS CLOTHING, X-KNIT	870	1 602	1 105
674 FLAT-ROLLED PLATED IRON	1 039	179	128	842 WOMEN, GIRL CLOTHING, X-KNIT	893	1 796	1 237
675 FLAT-ROLLED, ALLOY STEEL	8 903	3 177	2 219	844 WOMEN, GIRLS CLOTHING, KNIT	55	103	75
676 IRON, STL. BAR, SHAPES ETC.	7 252	1 516	1 064	845 OTHR. TEXTILE APPAREL, NES	808	2 917	2 059
677 RAILWAY TRACK IRON, STEEL	328	53	36				
678 WIRE OF IRON OR STEEL	153	78	57	EXPORTS	116 089	42 726	29 870
679 TUBES, PIPES, ETC. IRON, STL	26 967	7 861	5 347				
681 SILVER, PLATINUM, ETC.	6	2 796	1 959	017 MEAT, OFFL. PRPD, PRSVD, NES	407	138	98
682 COPPER	1 082	1 396	968	024 CHEESE AND CURD	161	85	60
683 NICKEL	36	288	203	048 CEREAL PREPARATIONS	749	195	138
684 ALUMINIUM	7 115	4 561	3 182	054 VEGETABLES	303	46	31
685 LEAD	126	62	43	056 VEGETABLES, PRPD, PRSVD, NES	1 281	183	130
687 TIN	245	305	216	058 FRUIT, PRESERVED, PREPARED	797	165	116
691 METALLIC STRUCTURES NES	1 906	770	549	059 FRUIT, VEGETABLE JUICES	583	86	59
692 CONTAINERS, STORAGE, TRNSP	144	278	188	061 SUGARS, MOLASSES, HONEY	8 574	537	380
693 WIRE PRODUCTS EXCL. ELECT	1 309	1 669	1 161	062 SUGAR CONFECTIONERY	511	259	180
694 NAILS, SCREWS, NUTS, ETC.	483	830	577	073 CHOCOLATE, OTH. COCOA PREP	1 907	1 120	775
695 TOOLS	1 325	5 257	3 681	091 MARGARINE AND SHORTENING	8 425	1 193	836
696 CUTLERY	93	650	459	098 EDIBLE PROD. PREPTNS, NES	1 255	623	426
697 HOUSEHOLD EQUIPMENT, NES	621	962	664	111 NON-ALCOHOL. BEVERAGE, NES	4 775	542	381
699 MANUFACTS. BASE METAL, NES	3 662	6 785	4 747	112 ALCOHOLIC BEVERAGES	23 855	3 141	2 190
700 CPL IND PLANT (84/85/87)	16 425	41 860	28 909	269 WORN CLOTHING, TEXTL. ARTL	355	102	70
711 STEAM GENER. BOILERS, ETC.	340	766	537	334 PETROLEUM PRODUCTS	198	43	30
712 STEAM TURBINES	163	2 719	1 899	421 FIXED VEG. FAT, OILS, SOFT	13 735	2 237	1 596
713 INTRNL COMBUS PSTN ENGIN	2 741	10 250	7 206	431 ANIMAL, VEG. FATS, OILS, NES	342	51	32
714 ENGINES, MOTORS NON-ELECT	37	452	306	512 ALCOHOL, PHENOL, ETC. DERIV	14 531	3 093	2 154
716 ROTATING ELECTRIC PLANT	1 397	3 620	2 545	533 PIGMENTS, PAINTS, ETC.	761	109	75
718 OTH. POWR. GENRTNG. MACHNRY	57	398	274	541 MEDICINES, ETC. EXC. GRP542	152	121	84
721 AGRIC. MACHINES, EX. TRACTR	397	1 150	809	542 MEDICAMENTS	448	1 271	897
722 TRACTORS	71	122	86	553 PERFUMERY, COSMETICS, ETC.	335	327	230
723 CIVIL ENGINEERING EQUIPT	6 142	11 900	8 358	554 SOAP, CLEANERS, POLISH, ETC	849	202	139
724 TEXTILE, LEATHER MACHINES	15 466	47 706	33 037	582 PLASTIC PLATE, SHEETS, ETC	115	69	47
725 PAPER, PULP MILL MACHINES	1 621	8 425	5 904	591 INSECTICIDES, ETC.	132	217	149
726 PRINTING, BOOKBINDING MACHS	4 115	16 934	11 778	598 MISC. CHEMICAL PRODS. NES	130	97	70
727 FOOD-PROCESS. MCH. NON DOM	6 094	29 252	20 506	611 LEATHER	332	557	396
728 OTH. MACH. PTS, SPCL INDUST	32 432	65 169	45 009	625 RUBBER TYRES, TUBES, ETC.	124	53	34
731 METAL REMOVAL WORK TOOLS	2 668	3 902	2 688	635 WOOD MANUFACTURES, NES	181	87	61
733 MACH-TOOLS, METAL-WORKING	2 908	4 802	3 398	642 PAPER, PAPERBOARD, CUT ETC	126	68	45
735 PARTS, NES, FOR MACH-TOOLS	226	2 390	1 669	652 COTTON FABRICS, WOVEN	66	100	72
737 METALWORKING MACHNRY NES	449	5 307	3 699	653 FABRICS, MAN-MADE FIBRES	84	85	60
741 HEATING, COOLING EQUIP, PART	9 557	28 576	20 096	657 SPECIAL YARN, TXTL. FABRIC	48	63	44
742 PUMPS FOR LIQUIDS, PARTS	1 355	5 485	3 843	658 TEXTILE ARTICLES NES	41	244	174
743 PUMPS NES, CENTRIFUGS ETC	2 340	13 432	9 491	659 FLOOR COVERINGS, ETC.	251	178	123
744 MECHANICAL HANDLING EQUIP	12 476	25 445	17 702	661 LIME, CEMENT, CONSTR. MATRL	1 127	153	105
745 OTH. NONELEC MCH, TOOL, NES	10 571	44 156	31 031	662 CLAY, REFRACT. CONSTR. MATRL	1 427	178	126
746 BALL OR ROLLER BEARINGS	115	635	444	663 MINERAL MANUFACTURES, NES	591	146	103
747 TAPS, COCKS, VALVES, ETC.	1 095	5 446	3 809	676 IRON, STL. BAR, SHAPES ETC.	514	63	44
748 TRANSMISSIONS SHAFTS ETC	2 089	5 483	3 806	679 TUBES, PIPES, ETC. IRON, STL	392	160	111
749 NON-ELECT MACH. PARTS, ETC	2 340	11 579	8 103	684 ALUMINIUM	78	105	74
751 OFFICE MACHINES	579	1 671	1 169	691 METALLIC STRUCTURES NES	643	438	307
752 AUTOMATC. DATA PROC. EQUIP	285	6 041	4 209	692 CONTAINERS, STORAGE, TRNSP	54	64	45
759 PARTS, FOR OFFICE MACHINS	109	1 554	1 088	694 NAILS, SCREWS, NUTS, ETC.	35	52	36
761 TELEVISION RECEIVERS ETC	25	1 059	748	695 TOOLS	206	424	297
764 TELECOMM. EQUIP. PARTS NES	9 108	126 231	88 031	699 MANUFACTS. BASE METAL, NES	116	97	71
771 ELECT. POWER MACHNRY. PARTS	7 359	8 711	6 095	700 CPL IND PLANT (84/85/87)	651	665	459
772 ELEC. SWITCH, RELAY, CIRCUIT	6 779	50 537	35 491	723 CIVIL ENGINEERING EQUIPT	224	205	146
773 ELECTR. DISTRIBUT. EQPT NES	17 217	33 770	23 595	724 TEXTILE, LEATHER MACHINES	23	57	40
774 ELECTRO-MEDCL. XRAY EQUIP	330	5 278	3 712	727 FOOD-PROCESS. MCH. NON DOM	64	430	293
775 DOM. ELEC. NON-ELEC. EQUIPT	1 319	2 019	1 419	728 OTH. MACH. PTS, SPCL INDUST	105	406	287
776 TRANSISTORS, VALVES, ETC.	5 601	238 130	166 491	731 METAL REMOVAL WORK TOOLS	155	940	650
778 ELECTRIC. MACH. APPART. NES	8 596	28 620	20 092	733 MACH-TOOLS, METAL-WORKING	9	240	171
781 PASS. MOTOR VEHCLS. EX. BUS	12 242	35 618	24 885	741 HEATING, COOLING EQUIP, PART	262	598	412
782 GOODS, SPCL TRANSPORT VEH	847	1 053	746	742 PUMPS FOR LIQUIDS, PARTS	96	157	112
783 ROAD MOTOR VEHICLES NES	437	762	516	743 PUMPS NES, CENTRIFUGS ETC	27	105	72
784 PARTS, TRACTORS, MOTOR VEH	6 130	13 908	9 685	745 OTH. NONELEC MCH, TOOL, NES	156	925	656
786 TRAILERS, SEMI-TRAILER, ETC	565	436	303	747 TAPS, COCKS, VALVES, ETC.	22	59	42
791 RAILWAY VEHICLES, EQUIPNT	90	284	197	749 NON-ELECT MACH. PARTS, ETC		99	71
792 AIRCRAFT, ASSOC'D. EQUIPNT	104	885	480	752 AUTOMATC. DATA PROC. EQUIP	29	400	289
793 SHIP, BOAT, FLOAT. STRUCTRS	25	50	35	763 SOUND RECORDER, PHONOGRPH	1	126	89
800 CPL IND PLANT CHAP 90/94	118	522	366	764 TELECOMM. EQUIP. PARTS NES	199	3 873	2 732
812 PLUMBING, SANITARY, EQPT. ETC	236	347	233	771 ELECT. POWER MACHNRY. PARTS	68	71	46
813 LIGHTING FIXTURES ETC. NES	249	1 165	815	772 ELEC. SWITCH, RELAY, CIRCUIT	50	195	134
821 FURNITURE, CUSHIONS, ETC.	3 390	3 964	2 769	773 ELECTR. DISTRIBUT. EQPT NES	175	163	115
831 TRUNK, SUIT-CASES, BAG, ETC	26	784	541	774 ELECTRO-MEDCL. XRAY EQUIP	1	57	39
841 MENS, BOYS CLOTHING, X-KNIT	14	273	195	775 DOM. ELEC. NON-ELEC. EQUIPT	298	238	166
842 WOMEN, GIRL CLOTHING, X-KNIT	1	347	250	778 ELECTRIC. MACH. APPART. NES	502	854	600
845 OTHR. TEXTILE APPAREL, NES	26	139	95	781 PASS. MOTOR VEHCLS. EX. BUS	1 380	1 904	1 313
846 CLOTHING ACCESSRS, FABRIC	27	254	179	784 PARTS, TRACTORS, MOTOR VEH	113	459	319
848 CLOTHING, NONTXTL.; HEADGEAR	30	196	137	786 TRAILERS, SEMI-TRAILR, ETC	197	133	92
851 FOOTWEAR	95	274	189	812 PLUMBING, SANITARY, EQPT. ETC	111	120	85
871 OPTICAL INSTRUMENTS, NES	46	1 984	1 395	813 LIGHTING FIXTURES ETC. NES	83	432	307

7 IMPORTS AND EXPORTS (SPECIAL TRADE) BY COUNTRIES OF PRODUCTION AND CONSUMPTION AND BY GROUPS OF THE SITC-REV. III 1995

GROUP DESCRIPTION	DT = 100 KG	1 000 DM	1 000 \$	GROUP DESCRIPTION	DT = 100 KG	1 000 DM	1 000 \$
821 FURNITURE, CUSHIONS, ETC.	3 366	2 762	1 936	625 RUBBER TYRES, TUBES, ETC.	37 598	18 768	13 130
841 MENS, BOYS CLOTHING, X-KNIT	160	84	60	629 ARTICLES OF RUBBER, NES	18 011	6 842	4 778
842 WOMEN, GIRL CLOTHING, X-KNIT	105	49	35	633 CORK MANUFACTURES	251	214	144
851 FOOTWEAR	568	760	513	634 VENEERS, PLYWOOD, ETC.	700	185	128
872 MEDICAL INSTRUMENTS, NES	101	420	298	635 WOOD MANUFACTURES, NES	176 480	95 125	67 028
874 MEASURE, CONTROL INSTRMNT	39	391	268	641 PAPER AND PAPERBOARD	584	376	263
882 PHOTO, CINEMATOGRPH. SUPPL	82	225	158	642 PAPER, PAPERBOARD, CUT ETC	91 972	66 532	46 384
882 PRINTED MATTER	60	87	58	651 TEXTILE YARN	41 835	28 889	20 215
893 ARTICLES, NES, OF PLASTICS	153	181	126	652 COTTON FABRICS, WOVEN	41 792	28 232	19 736
898 MUSICAL INSTRUMENTS, ETC.	30	433	308	653 FABRICS, MAN-MADE FIBRES	59 901	46 532	32 531
972 MONETARY GOLD, GOLD COINS	1	379	269	654 OTH. TEXTILE FABRIC, WOVEN	5 133	29 971	20 802
CHINA				655 KNIT, CROCHET, FABRIC NES	295	546	378
IMPORTS	29 193 828	15 989 168	11 156 898	656 TULLE, LACE, EMBROIDRY, ETC	3 457	8 792	6 146
001 LIVE ANIMALS	40	854	601	657 SPECIAL YARN, TXTL. FABRIC	12 790	7 788	5 433
011 BOVINE MEAT	40	99	69	658 TEXTILE ARTICLES NES	255 084	258 534	180 359
012 OTHER MEAT, MEAT OFFAL	159 299	87 603	61 128	659 FLOOR COVERINGS, ETC.	60 779	115 927	80 739
017 MEAT, OFFL. PRPD, PRSVD, NES	42 720	22 388	15 816	661 LIME, CEMENT, CONSTR. MATRL	1 199 394	20 817	14 595
034 FISH, FRESH, CHILLED, FROZN	281 173	69 953	49 033	662 CLAY, REFRCT. CONSTR. MATRL	77 365	2 955	2 070
035 FISH, DRIED, SALTED, SMOKED	22	138	97	663 MINERAL MANUFACTURES, NES	52 385	35 116	24 608
036 CRUSTACEANS, MOLLUSCS ETC	5 777	6 197	3 635	664 GLASS	11 720	8 412	5 843
037 FISH ETC. PREPD, PRSVD, NES	7 263	4 396	3 051	665 GLASSWARE	29 214	17 512	12 185
042 RICE	364	61	39	666 POTTERY	488 139	126 707	88 269
045 OTHER CEREALS, UNMILLED	19 854	2 320	1 623	667 PEARLS, PRECIOUS STONES	511	5 568	3 887
048 CEREAL PREPARATIONS	9 096	1 337	924	671 PIG IRON, SPIEGELEISN, ETC	1 087 613	120 304	84 028
054 VEGETABLES	258 985	60 929	42 623	672 INGOTS ETC. IRON OR STEEL	13 611	674	484
056 VEGETABLES, PRPD, PRSVD, NES	756 879	148 672	104 371	673 FLAT-ROLLED IRON ETC.	73 009	4 648	3 262
057 FRUIT, NUTS EXCL. OIL NUTS	34 166	13 501	9 472	674 FLAT-ROLLED PLATED IRON	364	51	36
058 FRUIT, PRESERVED, PREPARED	103 888	15 006	10 421	676 IRON, STL, BAR, SHAPES ETC.	3 200	864	603
059 FRUIT, VEGETABLE JUICES	871	415	290	678 WIRE OF IRON OR STEEL	25 423	4 066	2 854
061 SUGARS, MOLASSES, HONEY	185 411	26 407	18 482	679 TUBES, PIPES, ETC. IRON, STL	44 719	12 672	8 849
062 SUGAR CONFECTIONERY	582	1 325	938	682 COPPER	3 115	2 414	1 691
071 COFFEE, COFFEE SUBSTITUTE	478	553	387	683 NICKEL	727	873	687
072 COCOA	515	260	186	684 ALUMINIUM	24 696	8 756	5 996
074 TEA AND MATE	54 169	32 840	23 028	685 LEAD	1 134	447	306
075 SPICES	47 968	12 055	8 427	687 TIN	88 750	78 367	54 925
081 ANIMAL FEED STUFF	54 740	5 900	4 142	689 MISC. NON-FERR. BASE METAL	136 298	45 809	32 065
098 EDIBLE PROD. PREPRTNS, NES	33 937	6 564	4 581	691 METALLIC STRUCTURES NES	8 196	2 560	1 791
111 NON-ALCOHOL. BEVERAGE, NES	891	186	116	692 CONTAINERS, STORAGE, TRNSP	8 744	6 652	4 615
112 ALCOHOLIC BEVERAGES	10 159	2 823	1 965	693 WIRE PRODUCTS EXCL. ELECT	72 388	13 985	9 784
121 TOBACCO, UNMANUFACTURED	49 974	16 958	11 848	694 NAILS, SCREWS, NUTS, ETC.	411 804	85 340	59 704
122 TOBACCO, MANUFACTURED	111	55	39	695 TOOLS	300 981	140 090	97 888
212 FURSKINS, RAW	62	436	305	696 CUTLERY	121 658	137 861	96 286
222 OIL SEED (SFT. FIX VEG. OIL)	139 649	17 614	12 294	697 HOUSEHOLD EQUIPMENT, NES	427 077	254 767	178 181
223 OIL SEED (OTH. FIX. VEG. OIL)	83 318	11 365	8 002	699 MANUFACT. BASE METAL, NES	498 353	142 230	99 275
231 NATURAL RUBBER, ETC.	883	261	185	712 STEAM TURBINES	18	91	63
232 SYNTHETIC RUBBER, ETC.	2 138	443	304	713 INTRNL COMBUS PSTN ENGIN	1 244	880	618
248 WOOD, SIMPLY WORKED	7 857	1 389	975	714 ENGINES, MOTORS NON-ELECT	516	60 820	42 274
251 PULP AND WASTE PAPER	3 856	462	329	716 ROTATING ELECTRIC PLANT	62 980	125 982	88 107
261 SILK	24 594	56 569	39 355	718 OTH. POWR. GENRTNG. MACHNRY	313	602	423
263 COTTON	1 312	239	170	721 AGRIC. MACHINES, EX. TRACTR	10 334	1 403	992
265 VEGETABLE TEXTILE FIBRES	620	361	246	723 CIVIL ENGINEERING EQUIPT	7 603	5 086	3 566
266 SYNTHETIC FIBRES	2 499	1 085	763	724 TEXTILE, LEATHER MACHINES	7 682	7 108	4 988
268 WOOL, OTHER ANIMAL HAIR	20 431	40 030	27 856	725 PAPER, PULP MILL MACHINES	373	292	201
269 WORN CLOTHING, TEXTL. ARTL	475	103	72	726 PRINTING, BOOKBINDING MACHS	2 809	3 261	2 263
273 STONE, SAND AND GRAVEL	39 695	1 425	988	727 FOOD-PROCESS. MCH. NON DOM	521	421	288
274 SULPHUR, UNRSTD. IRON PYRS	328	54	38	728 OTH. MACH. PTS, SPCL INDUST	39 329	22 491	15 716
277 NATURAL ABRASIVES, NES	4 997	337	238	731 METAL REMOVAL WORK TOOLS	113 305	37 331	26 090
278 OTHER CRUDE MINERALS	3 783 217	93 822	65 824	733 METAL-TOOLS, METAL-WORKING	1 105	316	220
281 IRON ORE, CONCENTRATES	7 117	71	47	735 PARTS, NES, FOR MACH-TOOLS	3 924	3 188	2 226
285 ALUMINIUM ORE, CONCTR. ETC	1 611 239	20 530	14 284	737 METALWORKING MACHNRY NES	5 149	5 682	3 960
287 ORE, CONCENTR. BASE METALS	5 744	1 177	820	741 HEATING, COOLING EQUIP, PART	20 745	27 923	19 756
288 NON-FERROUS WASTE, SCRAP	294	151	109	742 PUMPS FOR LIQUIDS, PARTS	32 333	4 654	3 250
289 PREC. METAL ORES, CONCTR	515	343	243	743 PUMPS NES, CENTRIFUGS ETC	177 639	106 235	75 199
291 CRUDE ANIMAL MATERIALS, NES	286 298	207 864	145 367	744 MECHANICAL HANDLING EQUIP	68 261	18 509	12 922
292 CRUDE VEG. MATERIALS, NES	68 537	17 710	12 384	745 OTH. NONELEC MCH, TOOL, NES	25 878	31 216	21 788
321 COAL, NOT AGGLOMERATED	848 290	4 989	3 542	746 BALL OR ROLLER BEARINGS	38 081	39 405	27 576
325 COKE, SEMI-COKE, RET. CARBN	3 372 364	53 754	37 782	747 TAPS, COCKS, VALVES, ETC.	14 574	8 150	5 738
335 RESIDUAL PETROL. PRODUCTS	205 542	8 927	6 193	748 TRANSMISSIONS SHAFTS ETC	67 083	23 805	16 639
421 FIXED VEG. FAT, OILS, SOFT	1 076	463	324	749 NON-ELECT MACH. PARTS, ETC	9 672	3 029	2 108
422 FIXED VEG. FAT, OILS, OTHER	3 851	1 076	754	751 OFFICE MACHINES	52 141	162 485	113 560
431 ANIMAL, VEG. FATS, OILS, NES	9 253	4 160	2 896	752 AUTOMATC. DATA PROC. EQUIP	100 663	418 351	291 802
511 HYDROCARBONS, NES, DERIVTS	10 546	3 088	2 148	759 PARTS, FOR OFFICE MACHINS	110 582	494 133	344 121
512 ALCOHOL, PHENOL, ETC. DERIV	12 305	12 082	8 421	761 TELEVISION RECEIVERS ETC	36 694	104 941	73 303
513 CARBOXYLIC ACIDS, DERIVTS	149 217	46 948	32 818	762 RADIO-BROADCAST RECEIVER	247 243	493 347	343 715
514 NITROGEN-FUNCT. COMPOUNDS	66 153	44 199	30 852	763 SOUND RECORDER, PHONOGRPH	48 485	207 613	145 265
515 ORGANO-INORGANIC COMPNDS	103 604	106 223	74 183	764 TELECOMM. EQUIP. PARTS NES	168 312	435 177	303 758
516 OTHER ORGANIC CHEMICALS	18 409	20 495	14 270	771 ELECT POWER MACHNRY PARTS	69 136	115 475	80 762
522 INORGANIC CHEM. ELEMENTS	482 007	65 180	45 581	772 ELEC. SWITCH, RELAY, CIRCUIT	24 938	87 703	61 418
523 METAL, SALTS, INORGAN. ACID	48 908	7 980	5 598	773 ELECTR. DISTRIB. EQPT NES	99 577	84 579	59 081
524 OTHER CHEMICAL COMPOUNDS	214 655	39 043	27 270	774 ELECTRO-MEDCL. XRAY EQUIP	624	10 309	7 178
525 RADIO-ACTIVE MATERIALS	2 397	12 748	8 955	775 DOM. ELEC. NON-ELEC. EQUIPT	357 111	424 479	296 374
531 SYNTH. COLOURS, LAKES, ETC.	14 882	18 887	13 219	776 TRANSISTORS, VALVES, ETC.	8 523	57 121	40 031
532 DYEING, TANNING MATERIALS	2 343	993	698	778 ELECTRIC MACH. APPART. NES	354 850	515 937	360 852
533 PIGMENTS, PAINTS, ETC.	2 715	2 364	1 653	781 PASS. MOTOR VEHCLS, EX. BUS	174	611	419
541 MEDICINES, ETC. EXC. GRP542	86 005	220 747	154 167	782 GOODS, SPCL. TRANSPORT VEH	703	440	317
542 MEDICAMENTS	68	93	66	784 PARTS, TRACTORS, MOTOR VEH	6 727	3 690	2 584
551 ESSENT. OIL, PERFUME, FLAVR	13 499	12 586	8 736	785 CYCLES, MOTORCYCLES ETC.	54 287	51 213	35 593
553 PERFUMERY, COSMETICS, ETC.	2 790	4 056	2 828	786 TRAILERS, SEMI-TRAILER, ETC	61 142	13 177	9 215
554 SOAP, CLEANERS, POLISH, ETC	3 913	3 403	2 363	791 RAILWAY VEHICLES, EQUIPNT	368	520	367
571 POLYMERS OF ETHYLENE	17 336	3 062	2 156	792 AIRCRAFT, ASSOCTD. EQUIPNT	266	4 107	2 830
573 POLYMERS, VINYL CHLORIDE	3 007	837	585	793 SHIP, BOAT, FLOAT. STRUCTRS	11 926	7 023	4 926
574 POLYACETAL, POLYCARBONATE	12 362	4 750	3 326	811 PREFABRICATED BUILDINGS	600	207	148
575 OTH. PLASTIC, PRIMARY FORM	32 129	15 095	10 543	812 PLUMBING, SANITRY, EQPT. ETC	197	111	77
581 PLASTIC TUBE, PIPE, HOSE	3 083	2 122	1 482	813 LIGHTING FIXTURES ETC. NES	411 916	299 178	208 658
582 PLASTIC PLATE, SHEETS, ETC	27 594	12 558	8 823	821 FURNITURE, CUSHIONS, ETC.	286 136	138 311	96 677
583 MONOFILAMENT OF PLASTICS	251	189	128	831 TRUNK, SUIT-CASES, BAG, ETC	632 404	748 523	522 207
591 INSECTICIDES, ETC.	3 795	2 451	1 720	841 MENS, BOYS CLOTHING, X-KNIT	161 254	443 273	307 665
592 STARCHES, INULIN, ETC.	3 949	1 297	899	842 WOMEN, GIRL CLOTHING, X-KNIT	156 138	789 156	548 190
593 EXPLOSIVES, PYROTECHNICS	228 360	69 310	48 367	843 MENS, BOYS CLOTHING, KNIT	60 007	124 479	86 863
597 PREPRED ADDITIVES, LIQUIDS	30	114	76	844 WOMEN, GIRLS CLOTHING, KNIT	81 546	212 745	148 485
598 MISC. CHEMICAL PRODS. NES	605 747	65 347	45 719	845 OTHR. TEXTILE APPAREL, NES	233 210	849 771	591 954
611 LEATHER	1 776	4 536	3 159	846 CLOTHING ACCESSRS, FABRIC	47 392	108 869	75 997
612 MANUFACT. LEATHER ETC. NES	3 031	3 850	2 694	848 CLOTHING, NONTXTL; HEADGEAR	285 504	567 111	394 605
613 FURSKINS, TANNED, DRESSED	511	6 308	4 437	851 FOOTWEAR	320 389	435 370	302 688
621 MATERIALS OF RUBBER	5 891	1 295	894	871 OPTICAL INSTRUMENTS, NES	12 181	44 570	31 060
				872 MEDICAL INSTRUMENTS NES	26 043	44 233	30 696
				873 METERS, COUNTERS, NES	2 692	28 063	19 595
				874 MEASURE, CONTROL INSTRMNT	23 310	76 332	53 287

7 IMPORTS AND EXPORTS (SPECIAL TRADE) BY COUNTRIES OF PRODUCTION AND CONSUMPTION AND BY GROUPS OF THE SITC-REV. III 1995

GROUP DESCRIPTION	DT = 100 KG	1 000 DM	1 000 \$	GROUP DESCRIPTION	DT = 100 KG	1 000 DM	1 000 \$
881 PHOTOGRAPH APPAR.ETC.NES	18 332	143 166	100 220	656 TULLE,LACE,EMBROIDRY.ETC	209	937	646
882 PHOTO.CINEMATOGPH.SUPPL	1 886	8 066	5 645	657 SPECIAL YARN,TXTL.FABRIC	3 591	11 869	8 290
883 CINE.FILM EXPOSD.DEVELOP	12	55	38	658 TEXTILE ARTICLES NES	604	1 363	934
884 OPTICAL GOODS NES	6 544	57 313	40 049	659 FLOOR COVERINGS, ETC.	962	882	617
885 WATCHES AND CLOCKS	60 092	207 318	144 806	662 CLAY,REFRCT.CONSTR.MATRL	79 042	16 409	11 527
891 ARMS AND AMMUNITION	2 298	3 625	2 509	663 MINERAL MANUFACTURES,NES	6 947	9 000	6 303
892 PRINTED MATTER	26 586	27 207	19 019	664 GLASS	871	2 322	1 613
893 ARTICLES,NES,OF PLASTICS	911 974	401 004	280 099	665 GLASSWARE	6 132	3 192	2 229
894 BABY CARRIAGE, TOYS,GAMES	1 289 438	1 287 654	898 893	666 POTTERY	199	224	159
895 OFFICE,STATIONERY SUPPLS	44 655	34 490	24 214	667 PEARLS,PRECIOUS STONES	38	351	250
896 WORKS OF ART,ANTIQUE ETC	4 096	7 489	5 243	671 PIG IRON,SPIEGELEISN,ETC	784	231	164
897 GOLD,SILVERWARE,JEWEL NES	6 344	80 208	55 931	672 INGOTS ETC.IRON OR STEEL	174	52	37
898 MUSICAL INSTRUMENTS,ETC.	22 756	44 900	31 345	673 FLAT-ROLLED IRON ETC.	373 293	37 912	26 540
899 MISC MANUFCTRD GOODS NES	652 966	557 025	388 191	674 FLAT-ROLLED PLATED IRON	140 538	16 651	11 636
961 COIN NONGOLD NONCURRENT	60	4 120	2 882	675 FLAT-ROLLED, ALLOY STEEL	204 065	57 563	40 242
971 GOLD,NONMONTY EXCL ORES		232	164	676 IRON,STL.BAR,SHAPES ETC.	267 924	23 585	16 657
972 MONETARY GOLD,GOLD COINS		1 618	1 102	677 RAILWAY TRACK IRON,STEEL	543	357	254
EXPORTS	20 646 027	10 783 640	7 538 869	678 WIRE OF IRON OR STEEL	31 055	6 271	4 280
001 LIVE ANIMALS	136	479	318	679 TUBES,PIPES,ETC.IRON,STL	996 453	160 233	112 117
012 OTHER MEAT, MEAT OFFAL	11 298	1 832	1 258	681 SILVER,PLATINUM,ETC.	78	4 663	3 256
034 FISH,FRESH,CHILLED,FROZN	1 403	150	107	682 COPPER	51 668	27 248	19 173
037 FISH ETC.PRPD,PRSD,NES	185	98	66	683 NICKEL	355	836	588
041 WHEAT, MESLIN, UNMILLED	931 687	24 294	16 932	684 ALUMINIUM	61 610	29 572	20 724
044 MAIZE UNMILLED	307	230	160	686 ZINC	980	425	301
045 OTHER CEREALS, UNMILLED	7 215 039	89 636	63 339	687 TIN	212	382	268
048 CEREAL PREPARATIONS	10 099	471	335	689 MISC.NON-FERR.BASE METAL	81	590	422
054 VEGETABLES	542	960	670	691 METALLIC STRUCTURES NES	36 411	20 446	14 378
056 VEGETABLES,PRPD,PRSD,NES	29	50	36	692 CONTAINERS,STORAGE,TRNSP	17 862	19 885	13 893
061 SUGARS,MOLASSES,HONEY	4 730	321	230	693 WIRE PRODUCTS EXCL.ELECT	7 884	3 505	2 406
062 SUGAR CONFECTIONERY	4 792	1 757	1 227	694 NAILS,SCREWS,NUTS,ETC.	3 316	3 566	2 505
071 COFFEE,COFFEE SUBSTITUTE	69	82	56	695 TOOLS	4 392	31 378	21 884
073 CHOCOLATE,OTH.COCCA PREP	380	276	192	696 CUTLERY	221	442	308
081 ANIMAL FEED STUFF	27 612	4 132	2 894	697 HOUSEHOLD EQUIPMENT,NES	553	1 042	723
098 EDIBLE PROD.PREPRTNS,NES	1 109	848	598	699 MANUFACTS.BASE METAL,NES	14 112	25 100	17 480
112 ALCOHOLIC BEVERAGES	13 333	2 348	1 652	700 CPL IND PLANT (84/85/87)	181 181	678 664	472 368
211 HIDES,SKINS(EX.FURS),RAW	9 950	3 052	2 120	711 STEAM GENER.BOILERS,ETC.	14 125	15 106	10 644
232 SYNTHETIC RUBBER, ETC.	15 148	4 880	3 413	712 STEAM TURBINES	14 858	36 760	25 482
247 WOOD ROUGH,ROUGH SQUARED	16 611	1 457	1 025	713 INTRNL COMBUS PSTN ENGIN	24 939	97 367	67 586
248 WOOD, SIMPLY WORKED	1 374	162	113	714 ENGINES,MOTORS NON-ELECT	888	67 679	47 620
251 PULP AND WASTE PAPER	28 658	1 009	705	716 ROTATING ELECTRIC PLANT	31 883	79 855	55 909
261 SILK	239	203	137	718 OTH.POWR.GENRTNG.MACHNRY	1 676	9 788	6 862
266 SYNTHETIC FIBRES	289 975	74 635	52 333	721 AGRIC.MACHINES,EX.TRACTR	1 610	2 779	1 918
267 OTHER MAN-MADE FIBRES	19 820	8 589	6 054	722 TRACTORS	2 169	2 487	1 731
268 WOOL, OTHER ANIMAL HAIR	12 384	18 471	12 807	723 CIVIL ENGINEERING EQUIPT	68 438	118 586	83 135
272 FERTILIZERS, CRUDE	2 160	109	77	724 TEXTILE,LEATHER MACHINES	137 389	480 235	336 082
273 STONE, SAND AND GRAVEL	5 851	347	245	725 PAPER,PULP MILL MACHINES	5 028	32 617	22 872
278 OTHER CRUDE MINERALS	84 360	5 380	3 760	726 PRINTNG,BOOKBINDNG MACHS	38 342	145 945	102 174
282 FERROUS WASTE AND SCRAP	12 495	357	254	727 FOOD-PROCESS.MCH.NON DOM	17 490	64 053	44 969
285 ALUMINIUM ORE,CONCTR.ETC	213	83	57	728 OTH.MACH,PTS,SPCL INDUST	244 414	940 556	659 484
288 NON-FERROUS WASTE,SCRAP	186 231	21 495	15 037	731 METAL REMOVAL WORK TOOLS	99 104	418 425	291 448
291 CRUDE ANIMAL MATERLS,NES	15 433	7 057	4 955	733 MACH-TOOLS,METAL-WORKING	46 546	120 159	84 187
292 CRUDE VEG.MATERIALS, NES	7 225	3 078	2 155	735 PARTS,NES,FOR MACH-TOOLS	8 926	36 152	25 453
334 PETROLEUM PRODUCTS	15 314	3 425	2 385	737 METALWORKING MACHNRY NES	51 795	189 855	140 958
335 RESIDUAL PETROL.PRODUCTS	7 715	1 773	1 229	741 HEATING,COOLING EQUIP,PART	80 047	275 304	191 794
421 FIXED VEG.FAT,OILS, SOFT	1 790 315	171 053	119 741	742 PUMPS FOR LIQUIDS,PARTS	24 055	95 518	66 789
422 FIXED VEG.FAT,OILS,OTHER	48 469	4 358	3 123	743 PUMPS NES,CENTRIFUGS ETC	27 042	134 935	94 242
431 ANIMAL,VEG.FATS,OILS,NES	1 330	331	228	744 MECHANICAL HANDLING EQUIP	174 371	273 467	191 627
511 HYDROCARBONS,NES,DERIVTS	10 593	1 493	1 015	745 OTH.NONELEC MCH,TOOL,NES	49 401	367 168	256 807
512 ALCOHOL,PHENOL,ETC.DERIV	218 108	36 154	25 551	746 BALL OR ROLLER BEARINGS	5 705	19 052	13 239
513 CARBOXYLIC ACIDS,DERIVTS	167 673	31 086	21 633	747 TAPS,COCKS,VALVES,ETC.	8 737	42 294	29 655
514 NITROGEN-FUNCT.COMPOUNDS	228 068	57 757	40 349	748 TRANSMISSIONS SHAFTS ETC	18 795	40 392	28 266
515 ORGANO-INORGANIC COMPNDS	88 737	45 808	31 921	749 NON-ELECT MACH,PARTS,ETC	8 177	35 668	24 908
516 OTHER ORGANIC CHEMICALS	50 383	10 964	7 695	751 OFFICE MACHINES	540	3 589	2 538
522 INORGANIC CHEM.ELEMENTS	70 401	17 353	12 140	752 AUTOMATC.DATA PROC.EQUIP	1 098	29 190	20 434
523 METAL.SALTS,INORGAN.ACID	31 720	5 879	4 116	759 PARTS,FOR OFFICE MACHINS	405	9 626	6 755
524 OTHER CHEMICAL COMPOUNDS	324	857	603	761 TELEVISION RECEIVERS ETC	158	591	419
525 RADIO-ACTIVE MATERIALS		563	393	762 RADIO-BROADCAST RECEIVER	80	1 001	701
531 SYNTH.COLOURS,LAKES,ETC.	2 634	4 866	3 405	763 SOUND RECORDER,PHONOGRPH	112	1 378	962
532 DYEING,TANNING MATERIALS	39 983	6 021	4 214	764 TELECOMM.EQUIP.PARTS NES	29 605	487 709	334 617
533 PIGMENTS, PAINTS, ETC.	35 657	19 188	13 494	771 ELECT POWER MACHNY.PARTS	14 919	41 209	28 895
541 MEDICINES,ETC.EXC.GRP542	903	21 364	15 008	772 ELEC.SWITCH.RELAY.CIRCUIT	34 957	243 670	170 347
542 MEDICAMENTS	15 207	79 190	55 540	773 ELECTR.DISTRIBT.EQPT NES	43 332	77 576	54 313
551 ESSNTL.OIL,PERFUME,FLAVR	1 827	3 947	2 761	774 ELECTRO-MEDCL.XRAY EQUIP	2 880	64 288	44 682
553 PERFUMERY,COSMETICS,ETC.	526	994	692	775 DOM.ELEC,NON-ELEC.EQUIPT	2 077	8 578	5 976
554 SOAP,CLEANERS,POLISH,ETC	19 516	6 559	4 597	776 TRANSISTORS,VALVES,ETC.	1 031	26 847	18 755
562 FERTILIZER,EXCEPT GRP272	2 105 225	51 940	36 068	778 ELECTRIC.MACH.APPART.NES	28 600	107 271	74 833
571 POLYMERS OF ETHYLENE	291 727	34 962	24 562	781 PASS.MOTOR VEHCLS.EX.BUS	150 816	397 596	278 000
572 POLYMERS OF STYRENE	62 708	11 793	8 372	782 GOODS,SPCL TRANSPORT VEH	46 864	92 102	64 217
573 POLYMERS,VINYL CHLORIDE	27 963	8 920	6 218	783 ROAD MOTOR VEHICLES NES	8 250	10 412	7 333
574 POLYACETAL,POLYCARBONATE	32 301	13 459	9 400	784 PARTS,TRACTORS,MOTOR VEH	680 031	1 310 698	918 427
575 OTH.PLASTIC,PRIMARY FORM	165 574	48 495	33 924	785 CYCLES,MOTORCYCLES ETC.	43	156	109
579 PLASTIC WASTE, SCRAP ETC	85 221	920	652	786 TRAILERS,SEMI-TRAILR,ETC	7 655	4 604	3 193
581 PLASTIC TUBE,PIPE,HOSE	681	2 863	1 975	791 RAILWAY VEHICLES.EQUIPNT	51 800	125 838	88 441
582 PLASTIC PLATE,SHEETS,ETC	12 517	18 632	13 006	792 AIRCRAFT,ASSOCTD.EQUIPNT	23	2 813	1 971
583 MONOFILAMENT OF PLASTICS	543	993	696	793 SHIP,BOAT,FLOAT,STRUCTRS	693 097	670 985	470 676
591 INSECTICIDES, ETC.	11 710	11 457	7 978	800 CPL IND PLANT CHAP 90/94	668	9 955	6 917
592 STARCHES,INULIN,ETC.	11 293	2 793	1 961	811 PREFABRICATED BUILDINGS	60	80	41
593 EXPLOSIVES,PYROTECHNICS	120	113	79	812 PLUMBING,SANITRY,EQPT.ETC	620	759	527
597 PREPRD ADDITIVES,LQUIDS	41 143	15 626	10 916	813 LIGHTNG FIXTURES ETC.NES	677	1 989	1 374
598 MISC.CHEMICAL PRDCTS,NES	65 460	28 060	19 657	821 FURNITURE,CUSHIONS,ETC.	7 406	7 186	5 020
600 CPL IND PLANT CHAP 69-76	34 262	48 439	33 874	831 TRUNK,SUIT-CASES,BAG,ETC	225	482	332
611 LEATHER	420	1 155	810	841 MENS,BOYS CLOTHNG,X-KNIT	133	1 677	1 157
613 FURSKINS,TANNED,DRESSED	883	487	333	842 WOMEN,GIRL CLOTHNG,XKNIT	67	729	513
621 MATERIALS OF RUBBER	1 621	4 492	3 128	843 MENS,BOYS CLOTHING,KNIT	7	70	49
625 RUBBER TYRES,TUBES,ETC.	8 906	6 822	4 764	846 OTHR.TEXTILE APPAREL,NES	56	402	274
629 ARTICLES OF RUBBER, NES	7 514	17 904	12 517	846 CLOTHING ACCESSRS,FABRIC	159	1 680	1 177
633 CORK MANUFACTURES	8	158	111	848 CLOTHING,NONTXTL;HEADGEAR	101	479	335
634 VENEERS, PLYWOOD, ETC.	13 045	4 224	2 925	871 OPTICAL INSTRUMENTS,NES	430	12 115	8 528
635 WOOD MANUFACTURES, NES	2 051	902	618	872 MEDICAL INSTRUMENTS NES	621	16 720	11 631
641 PAPER AND PAPERBOARD	268 168	44 804	31 299	873 METERS,COUNTERS,NES	216	3 274	2 295
642 PAPER,PAPERBOARD,CUT ETC	14 021	7 104	5 018	874 MEASURE,CONTROL INSTRMNT	13 983	221 890	154 957
651 TEXTILE YARN	1 950	2 531	1 778	881 PHOTOGRAPH APPAR.ETC.NES	570	12 096	8 345
652 COTTON FABRICS, WOVEN	670	1 638	1 195	882 PHOTO.CINEMATOGPH.SUPPL	3 045	3 354	2 354
653 FABRICS,MAN-MADE FIBRES	2 574	8 907	6 285	884 OPTICAL GOODS NES	64	4 772	3 356
654 OTH.TEXTILE FABRIC,WOVEN	1 588	6 946	4 841	885 WATCHES AND CLOCKS	31	457	326
655 KNIT.CROCHET.FABRIC NES	2 313	9 828	6 879	891 ARMS AND AMMUNITION	164	1 400	889
				892 PRINTED MATTER	3 439	22 821	16 032
				893 ARTICLES,NES,OF PLASTICS	8 531	10 447	7 305

7 IMPORTS AND EXPORTS (SPECIAL TRADE) BY COUNTRIES OF PRODUCTION AND CONSUMPTION AND BY GROUPS OF THE SITC-REV. III 1995

GROUP DESCRIPTION	DT = 100 KG	1 000 DM	1 000 \$	GROUP DESCRIPTION	DT = 100 KG	1 000 DM	1 000 \$
894 BABY CARRIAGE, TOYS, GAMES	19 556	33 408	23 488	744 MECHANICAL HANDLING EQUIP	124	860	568
895 OFFICE, STATIONERY SUPPLS	1 051	3 519	2 436	745 OTH. NONELEC. MCH, TOOL, NES	19	487	347
896 WORKS OF ART, ANTIQUE ETC	3	204	141	747 TAPS, COCKS, VALVES, ETC.	20	230	157
897 GOLD, SILVERWARE, JEWEL NES	4	3 046	2 139	748 TRANSMISSIONS SHAFTS ETC	40	149	103
898 MUSICAL INSTRUMENTS, ETC.	298	10 370	7 255	749 NON-ELECT. MACH. PARTS, ETC	14	154	107
899 MISC MANUFACTURED GOODS NES	4 441	9 154	6 417	751 OFFICE MACHINES	1	83	59
941 COMPL. IND. PLANT CHAPT 99	29 595	37 845	26 474	759 PARTS, FOR OFFICE MACHINES	2	50	33
971 GOLD, NONMONETARY EXCL. DRES	1	10 255	7 192	763 SOUND RECORDER, PHONOGRPH	1	74	53
972 MONETARY GOLD, GOLD COINS	7	523	364	764 TELECOMM. EQUIP. PARTS NES	9	190	132
NORTH KOREA				771 ELECT. POWER MACHNY. PARTS	35	160	112
IMPORTS				772 ELEC. SWITCH, RELAY, CIRCUIT	17	212	146
034 FISH, FRESH, CHILLED, FROZEN	130	60	43	773 ELECT. DISTRIBUT. EQPT NES	35	206	142
048 CEREAL PREPARATIONS	551	270	190	774 ELECTRO-MEDICAL XRAY EQUIP	48	1 037	741
263 COTTON	260	59	42	775 DOM. ELEC. NON-ELEC. EQUIPT	103	230	155
278 OTHER CRUDE MINERALS	481 927	12 118	8 418	776 TRANSISTORS, VALVES, ETC.	1	111	77
291 CRUDE ANIMAL MATERIALS, NES	238	243	171	778 ELECTRIC. MACH. APPART. NES	132	569	392
292 CRUDE VEG. MATERIALS, NES	8	157	109	781 PASS. MOTOR VEHICLES, EX. BUS	1 542	8 991	6 239
513 CARBOXYLIC ACIDS, DERIVTS	280	47	33	782 GOODS, SPECIAL TRANSPORT VEH	19 365	950	668
514 NITROGEN-FUNCTION. COMPOUNDS	240	59	42	784 PARTS, TRACTORS, MOTOR VEH	60	199	140
523 METAL. SALTS, INORGAN. ACID	1 012	150	105	786 TRAILERS, SEMI-TRAILER, ETC	257	102	72
541 MEDICINES, ETC. EXC. GRP542	6	44	30	821 FURNITURE, CUSHIONS, ETC.	3	52	36
551 ESSENTIAL OIL, PERFUME, FLAVR	58	84	58	841 MENS, BOYS CLOTHING, X-KNIT	491	543	384
572 POLYMERS OF STYRENE	921	245	174	842 WOMEN, GIRL CLOTHING, X-KNIT	4	120	82
598 MISC. CHEMICAL PRODUCTS, NES	21	74	53	845 OTHR. TEXTILE APPAREL, NES	10	89	61
613 FURSKINS, TANNED, DRESSED	23	87	58	871 OPTICAL INSTRUMENTS, NES	6	457	324
629 ARTICLES OF RUBBER, NES	115	115	79	872 MEDICAL INSTRUMENTS, NES	27	569	401
651 TEXTILE YARN	436	216	149	874 MEASURE, CONTROL INSTRUMENT	214	2 613	1 836
665 GLASSWARE	13	58	41	881 PHOTOGRAPH APPAR. ETC. NES	38	1 050	722
694 NAILS, SCREWS, NUTS, ETC.	610	106	76	882 PHOTO. CINEMATOGRAPH. SUPPL	1 425	847	596
696 CUTLERY	73	103	72	884 OPTICAL GOODS NES	1	85	59
699 MANUFACT. BASE METAL, NES	1 112	781	548	892 PRINTED MATTER	65	165	114
726 PRINTING, BOOKBINDING MACHS	3	140	101	893 ARTICLES, NES, OF PLASTICS	34	130	93
752 AUTOMATIC DATA PROC. EQUIP	70	423	292	898 MUSICAL INSTRUMENTS, ETC.	121	833	575
772 ELEC. SWITCH, RELAY, CIRCUIT	6	59	41	899 MISC MANUFACTURED GOODS NES	6	73	49
776 TRANSISTORS, VALVES, ETC.	1	216	151	SOUTH KOREA			
778 ELECTRIC. MACH. APPART. NES	2	327	229	IMPORTS			
831 TRUNK, SUIT-CASES, BAG, ETC	16	106	72	034 FISH, FRESH, CHILLED, FROZEN	97	77	54
841 MENS, BOYS CLOTHING, X-KNIT	5 079	15 338	10 728	036 CRUSTACEANS, MOLLUSCS ETC	231	262	182
842 WOMEN, GIRL CLOTHING, X-KNIT	4 691	20 634	14 301	037 FISH ETC. PREPARED, PRESERVED NES	3 310	1 877	1 308
845 OTHR. TEXTILE APPAREL, NES	909	2 648	1 863	048 CEREAL PREPARATIONS	529	247	171
846 CLOTHING ACCESSORIES, FABRIC	45	146	104	056 VEGETABLES, PREPARED, PRESERVED NES	391	216	148
848 CLOTHING, NONTEXTILE HEADGEAR	19	195	135	057 FRUIT, NUTS EXCL. OIL NUTS	169	53	37
851 FOOTWEAR	237	698	499	058 FRUIT, PRESERVED, PREPARED	132	50	36
874 MEASURE, CONTROL INSTRUMENT	3	64	45	062 SUGAR CONFECTIONERY	4 165	3 367	2 382
894 BABY CARRIAGE, TOYS, GAMES	4	54	38	071 COFFEE, COFFEE SUBSTITUTE	76	80	54
897 GOLD, SILVERWARE, JEWEL NES	5	81	58	081 ANIMAL FEED STUFF	317	3 012	2 081
961 COIN NONGOLD NONCURRENT	9	652	455	098 EDIBLE PROD. PREPARATIONS, NES	5 596	2 001	1 395
EXPORTS				111 NON-ALCOHOL. BEVERAGE, NES	185	77	55
025 EGGS, BIRDS, YOLKS, ALBUMIN	200	88	63	112 ALCOHOLIC BEVERAGES	694	224	152
046 MEAL, FLOUR OF WHEAT, MSLN	45 000	1 214	869	121 TOBACCO, UNMANUFACTURED	2 997	2 160	1 502
062 SUGAR CONFECTIONERY	89	66	47	232 SYNTHETIC RUBBER, ETC.	6 989	1 518	1 062
098 EDIBLE PROD. PREPARATIONS, NES	48	46	31	263 COTTON	38 713	9 578	6 688
112 ALCOHOLIC BEVERAGES	88	125	92	266 SYNTHETIC FIBRES	1 200	235	161
266 SYNTHETIC FIBRES	155	54	37	267 OTHER MAN-MADE FIBRES	69	186	124
288 NON-FERROUS WASTE, SCRAP	525	188	131	277 NATURAL ABRASIVES, NES	1 074	706	501
334 PETROLEUM PRODUCTS	154	68	47	278 OTHER CRUDE MINERALS	2 582	125	89
512 ALCOHOL, PHENOL, ETC. DERIV	514	160	113	288 NON-FERROUS WASTE, SCRAP	6 858	2 303	1 601
514 NITROGEN-FUNCTION. COMPOUNDS	328	663	462	289 PREC. METAL DRES. CONCENTRATES	29	3 295	2 287
524 OTHER CHEMICAL COMPOUNDS	30	67	49	291 CRUDE ANIMAL MATERIALS, NES	1 150	303	211
533 PIGMENTS, PAINTS, ETC.	126	175	122	292 CRUDE VEG. MATERIALS, NES	1 775	3 337	2 345
541 MEDICINES, ETC. EXC. GRP542	13	89	60	342 LIQUEFIED PROPANE, BUTANE	323	200	143
553 PERFUMERY, COSMETICS, ETC.	334	313	220	511 HYDROCARBONS, NES, DERIVTS	14 800	1 939	1 342
564 SOAP, CLEANERS, POLISH, ETC	95	44	30	512 ALCOHOL, PHENOL, ETC. DERIV	494	523	370
575 OTH. PLASTIC, PRIMARY FORM	19	150	106	513 CARBOXYLIC ACIDS, DERIVTS	9 510	3 326	2 329
579 PLASTIC WASTE, SCRAP ETC	99 153	608	419	514 NITROGEN-FUNCTION. COMPOUNDS	44 557	24 135	16 846
582 PLASTIC PLATE, SHEETS, ETC	159	314	220	515 ORGANIC-INORGANIC COMPOUNDS	24 641	30 328	21 228
592 STARCHES, INULIN, ETC.	50	56	39	516 OTHER ORGANIC CHEMICALS	3 716	3 294	2 310
597 PREPARED ADDITIVES, LIQUIDS	262	120	83	522 INORGANIC CHEM. ELEMENTS	2 666	707	492
598 MISC. CHEMICAL PRODUCTS, NES	252	451	311	523 METAL. SALTS, INORGAN. ACID	5 854	1 871	1 308
621 MATERIALS OF RUBBER	89	50	35	524 OTHER CHEMICAL COMPOUNDS	473	1 492	1 038
625 RUBBER TYRES, TUBES, ETC.	120	93	67	531 SYNTH. COLOURS, LAKES, ETC.	3 965	6 371	4 464
629 ARTICLES OF RUBBER, NES	6	51	35	533 PIGMENTS, PAINTS, ETC.	1 520	2 093	1 461
633 CORK MANUFACTURES	203	159	110	541 MEDICINES, ETC. EXC. GRP542	834	9 810	6 889
635 WOOD MANUFACTURES, NES	112	155	108	542 MEDICAMENTS	41	3 044	2 140
641 PAPER AND PAPERBOARD	402	147	103	553 PERFUMERY, COSMETICS, ETC.	384	344	241
653 FABRICS, MAN-MADE FIBRES	245	628	437	554 SOAP, CLEANERS, POLISH, ETC	336	185	130
654 OTH. TEXTILE FABRIC, WOVEN	185	439	314	571 POLYMERS OF ETHYLENE	1 361	191	135
656 TULLE, LACE, EMBROIDRY, ETC	13	76	53	572 POLYMERS OF STYRENE	59 833	13 543	9 464
657 SPECIAL YARN, TEXTILE FABRIC	187	1 311	912	574 POLYACETAL POLYCARBONATE	29 838	12 474	8 707
659 FLOOR COVERINGS, ETC.	252	378	266	575 OTH. PLASTIC, PRIMARY FORM	10 588	3 436	2 398
662 CLAY, REFRACT. CONSTR. MATRL	966	274	189	581 PLASTIC TUBE, PIPE, HOSE	265	661	463
663 MINERAL MANUFACTURES, NES	58	88	60	582 PLASTIC PLATE, SHEETS, ETC	104 736	69 138	48 420
665 GLASSWARE	5	44	30	591 INSECTICIDES, ETC.	361	651	451
667 PEARLS, PRECIOUS STONES		66	45	592 STARCHES, INULIN, ETC.	1 628	1 285	902
673 FLAT-ROLLED IRON ETC.	115	112	79	593 EXPLOSIVES, PYROTECHNICS	534	503	349
675 FLAT-ROLLED, ALLOY STEEL	368	127	86	597 PREPARED ADDITIVES, LIQUIDS	18	102	71
677 RAILWAY TRACK IRON, STEEL	231	487	353	598 MISC. CHEMICAL PRODUCTS, NES	8 563	6 335	4 462
679 TUBES, PIPES, ETC. IRON, STL	1 332	550	392	611 LEATHER	185	738	513
691 METALLIC STRUCTURES NES	64	113	78	612 MANUFACT. LEATHER ETC. NES	132	313	214
692 CONTAINERS, STORAGE, TRANSP	127	199	138	613 FURSKINS, TANNED, DRESSED	1 240	679	482
695 TOOLS	17	89	62	621 MATERIALS OF RUBBER	2 096	1 274	893
699 MANUFACT. BASE METAL, NES	1 367	749	524	625 RUBBER TYRES, TUBES, ETC.	201 191	106 460	74 411
713 INTERNAL COMBUS. PSTN ENGIN	20	203	143	629 ARTICLES OF RUBBER, NES	13 238	7 630	5 346
716 ROTATING ELECTRIC PLANT	215	58	40	633 CORK MANUFACTURES	231	291	201
722 TRACTORS	25 133	22 503	15 557	634 VENEERS, PLYWOOD, ETC.	442	241	171
726 PRINTING, BOOKBINDING MACHS	5	93	63	635 WOOD MANUFACTURES, NES	22 018	10 291	7 159
728 OTH. MACH. PARTS, SPECIAL INDUST	102	1 048	734	641 PAPER AND PAPERBOARD	507	500	347
731 METAL REMOVAL WORK TOOLS	135	770	554	642 PAPER, PAPERBOARD, CUT ETC	53 973	24 066	16 866
733 MACH-TOOLS, METAL-WORKING	161	401	287	651 TEXTILE YARN	31 586	25 209	17 593
735 PARTS, NES, FOR MACH-TOOLS	13	78	54	652 COTTON FABRICS, WOVEN	8 153	12 229	8 544
741 HEATING, COOLING EQUIP, PART	53	305	212	653 FABRICS, MAN-MADE FIBRES	39 846	100 233	70 053
742 PUMPS FOR LIQUIDS, PARTS	12	88	61	654 OTH. TEXTILE FABRIC, WOVEN	496	4 206	2 931
743 PUMPS NES, CENTRIFUGS ETC	75	524	360	655 KNIT, CROCHET, FABRIC NES	6 698	10 000	7 010

7 IMPORTS AND EXPORTS (SPECIAL TRADE) BY COUNTRIES OF PRODUCTION AND CONSUMPTION AND BY GROUPS OF THE SITC-REV. III 1995

GROUP DESCRIPTION	DT = 100 KG	1 000 DM	1 000 \$	GROUP DESCRIPTION	DT = 100 KG	1 000 DM	1 000 \$
656 TULLE,LACE,EMBROIDRY.ETC	2 260	3 606	2 530	017 MEAT,OFFL.PRPD,PRSD,NES	49	55	38
657 SPECIAL YARN,TXTL.FABRIC	5 992	5 460	3 818	022 MILK AND CREAM	1 325	338	236
658 TEXTILE ARTICLES NES	2 087	4 815	3 373	024 CHEESE AND CURD	717	354	234
659 FLOOR COVERINGS, ETC.	258	379	264	025 EGGS,BIRDS,YOLKS,ALBUMIN	12 955	1 207	846
662 CLAY,REFRCT.CONSTR.MATRL	8 197	1 624	1 115	034 FISH,FRESH,CHILLED,FROZN	1 308	100	71
663 MINERAL MANUFACTURES,NES	7 883	54 085	37 843	045 OTHER CEREALS, UNMILLED	7 972 737	107 769	75 701
664 GLASS	58 988	16 574	11 616	048 CEREAL PREPARATIONS	4 289	2 028	1 429
665 GLASSWARE	3 278	1 897	1 321	054 VEGETABLES	1 645	1 614	1 115
666 POTTERY	17 377	6 564	4 562	056 VEGETABLES,PRPD,PRSD,NES	126	128	88
667 PEARLS,PRECIOUS STONES		63	43	058 FRUIT,PRESERVED,PREPARED	38	44	30
673 FLAT-ROLLED IRON ETC.	26 583	2 009	1 359	059 FRUIT,VEGETABLE JUICES	179	215	151
674 FLAT-ROLLED PLATED IRON	9 598	1 256	875	061 SUGARS,MOLASSES,HONEY	5 894	684	474
675 FLAT-ROLLED, ALLOY STEEL	21 095	7 524	5 246	062 SUGAR CONFECTIONERY	6 867	3 690	2 575
676 IRON,STL.BAR,SHAPES ETC.	7 814	2 877	1 988	071 COFFEE,COFFEE SUBSTITUTE	1 352	1 088	756
678 WIRE OF IRON OR STEEL	11 154	8 647	6 064	072 COCOA	2 933	1 063	724
679 TUBES,PIPES,ETC. IRON,STL	4 646	3 701	2 589	073 CHOCOLATE,OTH.COCOA PREP	2 261	1 794	1 250
682 COPPER	1 467	1 382	972	081 ANIMAL FEED STUFF	6 786	4 143	2 896
684 ALUMINIUM	287	190	128	091 MARGARINE AND SHORTENING	621	190	132
686 ZINC	1 996	290	207	098 EDIBLE PROD.PREPRPTS,NES	6 968	5 231	3 679
689 MISC.NON-FERR.BASE METAL	518	388	263	111 NON-ALCOHOL.BEVERAGE,NES	7 253	998	703
691 METALLIC STRUCTURES NES	1 418	3 270	2 287	112 ALCOHOLIC BEVERAGES	14 385	3 847	2 673
692 CONTAINERS,STORAGE,TRNSP	130	203	139	122 TOBACCO, MANUFACTURED	2 400	4 962	3 498
693 WIRE PRODUCTS EXCL.ELECT	21 974	16 057	11 207	211 HIDES,SKINS(EX.FURS),RAW	17 843	5 871	4 084
694 NAILS,SCREWS,NUTS,ETC.	29 132	14 366	10 037	212 FURSKINS, RAW	28	631	446
695 TOOLS	4 784	18 870	13 215	232 SYNTHETIC RUBBER, ETC.	24 656	7 840	5 464
696 CUTLERY	33 529	70 390	49 148	247 WOOD ROUGH,ROUGH SQUARED	2 991	178	123
697 HOUSEHOLD EQUIPMENT,NES	83 715	89 449	62 247	248 WOOD, SIMPLY WORKED	4 239	770	546
699 MANUFACTS.BASE METAL,NES	15 967	14 460	10 074	251 PULP AND WASTE PAPER	128 818	3 383	2 298
713 INTRNL COMBUS PSTN ENGIN	70 788	79 112	56 349	263 COTTON	2 798	1 060	744
714 ENGINES,MOTORS NON-ELECT	4	462	326	266 SYNTHETIC FIBRES	7 637	3 203	2 234
716 ROTATING ELECTRIC PLANT	7 126	12 454	8 672	267 OTHER MAN-MADE FIBRES	2 377	820	571
718 OTH.PWR.GENRTNG.MACHNRY	14	54	37	268 WOOL, OTHER ANIMAL HAIR	8 569	9 877	6 849
723 CIVIL ENGINEERING EQUIPT	15 275	12 544	8 881	272 FERTILIZERS, CRUDE	33 480	1 451	1 015
724 TEXTILE,LEATHER MACHINES	212	1 119	781	273 STONE, SAND AND GRAVEL	8 922	1 583	1 112
725 PAPER,PULP MILL MACHINES	528	857	610	277 NATURAL ABRASIVES, NES	162	5 350	3 701
726 PRINTNG,BOOKBINDNG MACHS	19	153	107	278 OTHER CRUDE MINERALS	47 828	2 268	1 586
727 FOOD-PROCESS.MCH.NON DOM	176	138	97	282 FERROUS WASTE AND SCRAP	2 564 015	55 498	38 509
728 OTH.MACH.PTS,SPCL INDUST	8 003	25 810	17 702	285 ALUMINIUM ORE,CONCTR.ETC	12 472	1 219	853
731 METAL REMOVAL WORK TOOLS	6 705	13 841	9 618	288 NON-FERROUS WASTE,SCRAP	57 349	19 698	13 707
733 MACH-TOOLS,METAL-WORKING	520	760	541	291 CRUDE ANIMAL MATERLS,NES	2 008	6 034	4 244
735 PARTS,NES,FOR MACH-TOOLS	340	1 751	1 233	292 CRUDE VEG.MATERIALS, NES	3 555	6 871	4 804
737 METALWORKING MACHNRY NES	305	1 305	921	322 BRIQUETTES,LIGNITE,PEAT	60 645	856	597
741 HEATING,COOLNG EQUIP,PART	6 513	12 232	8 636	334 PETROLEUM PRODUCTS	1 796 825	43 687	30 579
742 PUMPS FOR LIQUIDS,PARTS	1 175	2 913	2 034	335 RESIDUAL PETROL.PRODUCTS	24 275	2 350	1 641
743 PUMPS NES,CENTRIFUGS ETC	7 072	18 808	13 237	411 ANIMAL OILS AND FATS	444	94	64
744 MECHANICAL HANDLNG EQUIP	13 126	7 334	5 129	422 FIXED VEG.FAT,OILS,OTHER	293	407	283
745 OTH.NONELEC MCH,TOOL,NES	727	2 281	1 604	431 ANIMAL,VEG.FATS,OILS,NES	11 600	2 761	1 932
746 BALL OR ROLLER BEARINGS	7 897	15 587	11 183	511 HYDROCARBONS,NES,DERIVTS	57 243	8 279	5 798
747 TAPS,COCKS,VALVES,ETC.	1 080	2 661	1 859	512 ALCOHOL,PHENOL,ETC.DERIV	174 762	36 354	25 360
748 TRANSMISSIONS SHAFTS ETC	3 121	4 758	3 328	513 CARBOXYLIC ACIDS,DERIVTS	213 149	43 685	30 560
749 NON-ELECT MACH.PARTS,ETC	530	1 418	993	514 NITROGEN-FUNCT.COMPOUNDS	123 216	64 127	44 772
751 OFFICE MACHINES	7 472	25 907	18 087	515 ORGANO-INORGANIC COMPNDS	48 721	121 824	84 399
752 AUTOMTC.DATA PROC.EQUIP	103 863	401 071	279 957	516 OTHER ORGANIC CHEMICALS	129 170	32 301	22 573
759 PARTS,FOR OFFICE MACHINS	4 909	135 635	95 018	522 INORGANIC CHEM.ELEMENTS	97 413	37 918	26 556
761 TELEVISION RECEIVERS ETC	19 721	61 143	42 431	523 METAL.SALTS,INORGAN.ACID	124 769	17 263	12 060
762 RADIO-BROADCAST RECEIVER	23 222	66 324	46 187	524 OTHER CHEMICAL COMPOUNDS	10 764	9 701	6 798
763 SOUND RECORDER,PHONOGRPH	11 476	48 634	33 932	525 RADIO-ACTIVE MATERIALS	39	901	635
764 TELECOMM.EQUIP,PARTS NES	92 074	428 502	299 214	531 SYNTH.COLOURS,LAKES,ETC.	12 762	43 768	30 560
771 ELECT POWER MACHNRY.PARTS	5 257	44 885	31 468	532 DYEING,TANNING MATERIALS	72 276	13 541	9 456
772 ELEC.SWITCH,RELAY,CIRCUIT	8 049	45 061	31 468	533 PIGMENTS, PAINTS, ETC.	61 598	56 427	39 437
773 ELECTR DISTRIBT.EQPT NES	2 549	5 722	4 009	541 MEDICINES,ETC.EXC.GRP542	4 711	67 098	46 866
774 ELECTRO-MEDCL,XRAY EQUIP	151	2 490	1 748	542 MEDICAMENTS	11 941	39 610	27 748
775 DOM.ELEC,NON-ELEC.EQUIPT	36 914	37 989	26 657	551 ESSNTL.OIL,PERFUME,FLAVR	6 361	17 790	12 439
776 TRANSISTORS,VALVES,ETC.	9 045	975 294	682 026	553 PERFUMERY,COSMETICS,ETC.	8 472	25 763	17 990
778 ELECTRIC MACH.APPLT,NES	80 808	2 148 334	1 503 974	554 SOAP,CLEANERS,POLISH,ETC	73 462	28 943	20 225
781 PASS.MOTOR VEHCLS.EX.BUS	690 281	857 294	600 531	562 FERTILIZER,EXCEPT GRP272	5 189	1 181	826
782 GOODS,SPCL TRANSPORT VEH	26 022	24 499	17 203	571 POLYMERS OF ETHYLENE	20 112	4 836	3 393
783 ROAD MOTOR VEHICLES NES	90	101	66	572 POLYMERS OF STYRENE	1 129	536	375
784 PARTS,TRACTORS,MOTOR VEH	49 934	61 825	43 611	573 POLYMERS,VINYL CHLORIDE	71 602	24 981	17 455
785 CYCLES,MOTORCYCLES ETC.	6 188	10 171	7 100	574 POLYACETAL,POLYCARBONATE	44 857	18 262	12 758
786 TRAILERS,SEMI-TRAILR,ETC	2 231	229	162	575 OTH.PLASTIC,PRIMARY FORM	304 976	148 812	103 830
791 RAILWAY VEHICLES,EQUIPNT	78	45	31	579 PLASTIC WASTE, SCRAP ETC	2 746	168	116
792 AIRCRAFT,ASDCTD.EQUIPNT	781	25 522	17 821	581 PLASTIC TUBE,PIPE,HOSE	1 947	5 520	3 864
793 SHIP,BOAT,FLOAT.STRUCTRS	644	1 191	834	582 PLASTIC PLATE,SHEETS,ETC	45 315	54 256	37 980
813 LIGHTING FIXTURES ETC.NES	711	1 336	928	583 MONOFILAMENT OF PLASTICS	2 418	2 744	1 893
821 FURNITURE,CUSHIONS,ETC.	4 629	4 157	2 908	591 INSECTICIDES, ETC.	17 482	15 757	10 882
831 TRUNK,SUIT-CASES,BAG,ETC	12 771	33 763	23 558	592 STARCHES,INULIN,ETC.	329 923	40 116	27 875
841 MENS,BOYS CLOTHNG,X-KNIT	20 568	93 932	65 342	593 EXPLOSIVES,PYROTECHNICS	87	144	99
842 WOMEN,GIRL CLOTHNG,XKNIT	8 451	41 354	28 606	597 PREPRD ADDITIVES,LIQUIDS	142 340	47 707	33 319
843 MENS,BOYS CLOTHING,KNIT	2 060	7 472	5 196	598 MISC.CHEMICAL PROOTS,NES	193 551	148 858	104 112
844 WOMEN,GIRLS CLOTHING,KNIT	1 320	5 123	3 574	600 CPL IND PLANT CHAP 69-76	8 351	34 832	24 832
845 OTHR.TEXTILE APPAREL,NES	30 687	102 438	71 417	611 LEATHER	10 610	7 121	4 941
846 CLOTHING ACCESSRS,FABRIC	25 132	91 667	63 904	612 MANUFACT. LEATHER ETC.NES	16	175	125
848 CLOTHNG,NONXTXL;HEADGEAR	11 515	87 729	60 862	613 FURSKINS,TANNED,DRESSED	26	1 230	861
851 FOOTWEAR	27 050	85 583	59 593	621 MATERIALS OF RUBBER	4 359	5 434	3 801
871 OPTICAL INSTRUMENTS,NES	1 113	15 450	10 790	625 RUBBER TYRES,TUBES,ETC.	27 321	16 601	11 643
872 MEDICAL INSTRUMENTS NES	858	3 538	2 449	629 ARTICLES OF RUBBER, NES	4 272	16 198	11 321
873 METERS,COUNTERS,NES	682	2 305	1 636	633 CORK MANUFACTURES	161	842	551
874 MEASURE,CONTROL INSTRMNT	3 592	27 904	19 489	634 VENEERS, PLYWOOD, ETC.	25 072	4 425	3 110
881 PHOTOGRAPH APPAR.ETC.NES	1 641	45 280	31 748	635 WOOD MANUFACTURES, NES	14 651	8 118	5 747
882 PHOTO.CINEMATOGPH.SUPPL	566	2 013	1 414	641 PAPER AND PAPERBOARD	264 948	52 376	36 705
884 OPTICAL GOODS NES	1 705	48 143	33 597	642 PAPER,PAPERBOARD,CUT ETC	40 358	12 103	8 433
885 WATCHES AND CLOCKS	1 164	15 744	11 023	651 TEXTILE YARN	3 770	7 062	4 934
891 ARMS AND AMMUNITION	2 791	4 050	2 798	652 COTTON FABRICS, WOVEN	3 015	8 960	6 270
892 PRINTED MATTER	5 307	8 739	6 073	653 FABRICS,MAN-MADE FIBRES	3 682	14 816	10 365
893 ARTICLES,NES,OF PLASTICS	44 816	24 420	17 070	654 OTH.TEXTILE FABRIC,WOVEN	11 209	16 624	11 674
894 BABY CARRIAGE,TOYS,GAMES	29 616	78 155	54 534	655 KNIT.CROCHET.FABRIC NES	1 020	3 560	2 485
895 OFFICE,STATIONERY SUPPLS	2 881	4 626	3 204	656 TULLE,LACE,EMBROIDRY.ETC	110	659	460
896 WORKS OF ART,ANTIQUE ETC	20	186	128	657 SPECIAL YARN,TXTL.FABRIC	13 845	26 066	18 307
897 GOLD,SILVERWARE,JEWEL NES	2 712	13 781	9 649	658 TEXTILE ARTICLES NES	3 436	3 588	2 514
898 MUSICAL INSTRUMENTS,ETC.	51 285	76 205	53 212	659 FLOOR COVERINGS, ETC.	1 244	978	684
899 MISC MANUFCTRD GOODS NES	11 390	47 471	33 174	661 LIME,CEMENT,CONSTR.MATRL	4 535	1 025	719
961 COIN NONGOLD NONCURRENT	4	259	186	662 CLAY,REFRCT.CONSTR.MATRL	127 506	20 067	14 046
971 GOLD,NONMONTY EXCL ORES		366	255	663 MINERAL MANUFACTURES,NES	37 660	34 441	24 122
				664 GLASS	62 859	12 778	8 901
				665 GLASSWARE	4 941	10 357	7 259
				666 POTTERY	685	2 249	1 577
				667 PEARLS,PRECIOUS STONES	5	2 998	2 099
EXPORTS	19 688 413	8 751 337	6 116 775				
001 LIVE ANIMALS	176	2 174	1 448				

7 IMPORTS AND EXPORTS (SPECIAL TRADE) BY COUNTRIES OF PRODUCTION AND CONSUMPTION AND BY GROUPS OF THE SITC-REV. III 1995

GROUP DESCRIPTION	DT = 100 KG	1 000 DM	1 000 \$	GROUP DESCRIPTION	DT = 100 KG	1 000 DM	1 000 \$
671 PIG IRON, SPIEGELEISN, ETC	6 045	4 252	2 997	941 COMPL IND PLANT CHAPT 99	6 676	35 125	24 547
672 INGOTS ETC. IRON OR STEEL	30 377	3 280	2 284	971 GOLD, NONMONTRY EXCL ORES		722	508
673 FLAT-ROLLED IRON ETC.	569 201	46 945	32 909				
674 FLAT-ROLLED PLATED IRON	6 523	2 052	1 427	JAPAN			
675 FLAT-ROLLED, ALLOY STEEL	275 942	61 958	43 172	IMPORTS	11 205 386	35 411 484	24 759 089
676 IRON, STL, BAR, SHAPES ETC.	711 543	48 781	34 039				
677 RAILWAY TRACK IRON, STEEL	4 755	1 118	779	022 MILK AND CREAM	86	45	32
678 WIRE OF IRON OR STEEL	5 448	9 390	6 601	034 FISH, FRESH, CHILLED, FROZN	1 714	2 465	1 742
679 TUBES, PIPES, ETC. IRON, STL	223 904	56 433	39 461	035 FISH, DRIED, SALTED, SMOKED	18	77	53
681 SILVER, PLATINUM, ETC.	65	42 055	29 199	036 CRUSTACEANS, MOLLUSCS ETC	31	58	39
682 COPPER	13 534	16 732	11 714	037 FISH ETC. PREPD, PRSVD, NES	494	423	292
683 NICKEL	4 170	10 472	7 321	042 RICE	31	46	30
684 ALUMINIUM	157 910	86 995	60 608	048 CEREAL PREPARATIONS	1 812	2 079	1 451
685 LEAD	1 204	242	169	054 VEGETABLES	505	450	314
686 ZINC	380	437	303	056 VEGETABLES, PRPD, PRSVD, NES	1 249	1 383	970
687 TIN	32	57	38	057 FRUIT, NUTS EXCL. OIL NUTS	537	263	176
689 MISC. NON-FERR. BASE METAL	736	2 839	1 978	058 FRUIT, PRESERVED, PREPARED	554	357	246
691 METALLIC STRUCTURES NES	31 612	25 028	17 650	059 FRUIT, VEGETABLE JUICES	2 281	647	456
692 CONTAINERS, STORAGE, TRNSP	3 830	5 322	3 717	061 SUGARS, MOLASSES, HONEY	269	72	47
693 WIRE PRODUCTS EXCL. ELECT	4 256	7 100	4 859	062 SUGAR CONFECTIONERY	82	185	128
694 NAILS, SCREWS, NUTS, ETC.	3 213	7 567	5 225	071 COFFEE, COFFEE SUBSTITUTE	1 267	3 220	2 277
695 TOOLS	11 418	62 142	43 294	074 TEA AND MATE	1 074	2 362	1 658
696 CUTLERY	502	4 804	3 242	075 SPICES	163	379	264
697 HOUSEHOLD EQUIPMENT, NES	12 625	26 628	18 647	081 ANIMAL FEED STUFF	3 031	3 698	2 607
699 MANUFACT. BASE METAL, NES	44 683	52 957	37 099	098 EDIBLE PROD. PREPRTNS, NES	11 023	8 351	5 834
700 CPL IND PLANT (84/85/87)	61 140	325 897	227 382	111 NON-ALCOHOL BEVERAGE, NES	163	50	32
711 STEAM GENER. BOILERS, ETC.	4 505	10 129	7 140	112 ALCOHOLIC BEVERAGES	7 183	4 976	3 018
712 STEAM TURBINES	2 820	17 688	12 295	122 TOBACCO, MANUFACTURED	16	97	67
713 INTRNL COMBUS PSTN ENGIN	88 342	300 605	211 332	222 OILSEED(SFT.FIX.VEG.OIL)	103	103	71
714 ENGINES, MOTORS NON-ELECT	1 340	23 574	16 528	223 OILSEED(OTH.FIX.VEG.OIL)	120	103	43
716 ROTATING ELECTRIC PLANT	19 361	59 763	41 417	232 SYNTHETIC RUBBER, ETC.	94 351	38 919	27 223
718 OTH. POWR. GENRTNG. MACHNRY	6 282	28 299	19 774	247 WOOD ROUGH, ROUGH SQUARED	13 127	4 937	3 486
721 AGRIC. MACHINES, EX. TRACTR	40 891	33 015	22 963	248 WOOD, SIMPLY WORKED	226	46	33
722 TRACTORS	2 206	4 053	2 785	251 PULP AND WASTE PAPER	5 112	842	585
723 CIVIL ENGINEERING EQUIPT	55 674	108 394	75 936	261 SILK	52	95	67
724 TEXTILE, LEATHER MACHINES	85 380	321 668	225 665	263 COTTON	13 003	1 970	1 368
725 PAPER, PULP MILL MACHINES	46 141	153 279	106 621	266 SYNTHETIC FIBRES	61 803	39 363	27 475
726 PRINTING, BOOKBINDING MACHS	23 082	120 815	84 195	267 OTHER MAN-MADE FIBRES	6 322	3 420	2 384
727 FOOD-PROCESS. MCH. NON DOM	8 161	53 107	37 073	268 WOOL, OTHER ANIMAL HAIR	1 337	371	260
728 OTH. MACH. PTS, SPCL INDUST	98 294	407 656	285 034	269 WORN CLOTHING, TEXTL. ARTL	241	74	51
731 METAL REMOVAL WORK TOOLS	66 129	164 327	114 255	273 STONE, SAND AND GRAVEL	130	63	43
733 MACH-TOOLS, METAL-WORKING	39 872	80 399	56 120	277 NATURAL ABRASIVES, NES	383	153	107
735 PARTS, NES, FOR MACH-TOOLS	19 492	50 463	35 407	278 OTHER CRUDE MINERALS	18 176	6 331	4 452
737 METALWORKING MACHNRY NES	37 641	135 871	94 367	282 FERROUS WASTE AND SCRAP	1 383	79	55
741 HEATING, COOLING EQUIP, PART	51 040	190 527	133 105	285 ALUMINIUM ORE, CONCTR, ETC	2 538	1 073	760
742 PUMPS FOR LIQUIDS, PARTS	36 285	177 036	123 906	288 NON-FERROUS WASTE, SCRAP	4 220	13 452	9 100
743 PUMPS NES, CENTRIFUGS ETC	41 713	177 316	123 905	289 PREC. METAL ORES, CONCTR	23	4 862	3 403
744 MECHANICAL HANDLING EQUIP	74 194	175 081	122 905	291 CRUDE ANIMAL MATERIALS, NES	246	284	198
745 OTH. NONELEC MCH, TOOL, NES	35 355	192 893	134 879	292 CRUDE VEG. MATERIALS, NES	1 898	6 443	4 473
746 BALL OR ROLLER BEARINGS	26 041	71 335	49 994	325 COKE, SEMI-COKE, RET. CARBN	806 584	12 340	8 783
747 TAPS, COCKS, VALVES, ETC.	20 309	106 052	74 046	334 PETROLEUM PRODUCTS	10 394	2 530	1 773
748 TRANSMISSIONS SHAFTS ETC	77 079	141 234	98 896	335 RESIDUAL PETROL. PRODUCTS	253 180	13 195	9 187
749 NON-ELECT MACH. PARTS, ETC	5 493	33 693	23 547	411 ANIMAL OILS AND FATS	2 963	1 781	1 250
751 OFFICE MACHINES	374	2 833	1 998	421 FIXED VEG. FAT, OILS, SOFT	75	85	58
752 AUTOMATC. DATA PROC. EQUIP	759	32 891	22 920	422 FIXED VEG. FAT, OILS, OTHER	323	546	388
759 PARTS, FOR OFFICE MACHINES	313	11 001	7 701	431 ANIMAL, VEG. FATS, OILS, NES	70	110	76
761 TELEVISION RECEIVERS ETC	23	405	285	511 HYDROCARBONS, NES, DERIVTS	246 978	49 883	35 084
762 RADIO-BROADCAST RECEIVER	46	369	255	512 ALCOHOL, PHENOL, ETC. DERIV	104 871	56 944	39 783
763 SOUND RECORDER, PHONOGRPH	270	2 747	1 930	513 CARBOXYLIC ACIDS, DERIVTS	198 205	84 488	59 211
764 TELECOMM. EQUIP. PARTS NES	2 342	44 308	31 117	514 NITROGEN-FUNCT. COMPOUNDS	135 852	232 478	162 516
771 ELECT POWER MACHNRY, PARTS	6 357	36 841	25 776	515 ORGANO-INORGANIC COMPNDS	104 936	243 661	170 142
772 ELEC. SWITCH, RELAY, CIRCUIT	18 624	201 698	140 867	516 OTHER ORGANIC CHEMICALS	48 835	79 572	55 587
773 ELECTR. DISTRIBUT. EQPT NES	7 813	21 401	14 924	522 INORGANIC CHEM. ELEMENTS	62 624	35 415	24 833
774 ELECTRO-MEDCL. XRAY EQUIP	3 338	79 252	55 356	523 METAL, SALTS, INORGAN. ACID	23 363	8 607	6 019
775 DOM. ELEC. NON-ELEC. EQUIPT	31 297	53 292	37 312	524 OTHER CHEMICAL COMPOUNDS	4 159	7 565	5 284
776 TRANSISTORS, VALVES, ETC.	9 106	308 530	215 954	525 RADIO-ACTIVE MATERIALS	2 035	15 631	11 031
778 ELECTRIC MACH. APPART, NES	40 217	130 641	91 146	531 SYNTH. COLOURS, LAKES, ETC.	31 476	52 228	36 596
781 PASS. MOTOR VEHCLS. EX. BUS	48 150	180 504	126 722	532 DYEING, TANNING MATERIALS	91	1 333	938
782 GOODS, SPCL TRANSPORT VEH	61 464	98 144	68 644	533 PIGMENTS, PAINTS, ETC.	14 503	43 156	30 219
783 ROAD MOTOR VEHICLES NES	905	3 885	2 719	541 MEDICINES, ETC. EXC. GRP542	52 618	246 002	171 939
784 PARTS, TRACTORS, MOTOR VEH	133 673	335 795	234 673	542 MEDICAMENTS	1 202	71 985	50 252
785 CYCLES, MOTORCYCLES ETC.	15	103	71	551 ESSNTL. OIL, PERFUME, FLAVR	192	839	581
786 TRAILERS, SEMI-TRAILER, ETC	7 129	7 172	5 018	553 PERFUMERY, COSMETICS, ETC.	4 431	25 547	17 899
791 RAILWAY VEHICLES, EQUIPNT	4 507	33 573	23 412	554 SOAP, CLEANERS, POLISH, ETC	16 052	15 203	10 646
792 AIRCRAFT, ASSOCD. EQUIPNT	61	3 253	2 259	562 FERTILIZER, EXCEPT GRP272	361	103	72
793 SHIP, BOAT, FLOAT. STRUCTRS	1 246	4 101	2 879	571 POLYMERS OF ETHYLENE	16 073	10 526	7 388
800 CPL IND PLANT CHAP 90/94	589	11 845	8 072	572 POLYMERS OF STYRENE	12 845	4 988	3 485
811 PREFABRICATED BUILDINGS	373	392	276	573 POLYMERS, VINYL CHLORIDE	11 774	28 236	19 722
812 PLUMBING, SANITRY, EQPT. ETC	175	687	478	574 POLYACETAL, POLYCARBONATE	106 747	71 882	50 175
813 LIGHTING FIXTURES ETC. NES	2 523	10 677	7 493	575 OTH. PLASTIC, PRIMARY FORM	121 742	97 288	68 186
821 FURNITURE, CUSHIONS, ETC.	15 581	20 014	14 004	579 PLASTIC WASTE, SCRAP ETC	688	168	116
831 TRUNK, SUIT-CASES, BAG, ETC	457	10 154	7 113	581 PLASTIC TUBE, PIPE, HOSE	6 416	30 262	21 130
841 MENS, BOYS CLOTHING, X-KNIT	106	2 254	1 583	582 PLASTIC PLATE, SHEETS, ETC	193 222	216 693	151 812
842 WOMEN, GIRL CLOTHING, X-KNIT	387	18 728	13 006	589 MONOFILAMENT OF PLASTICS	246	1 193	836
843 MENS, BOYS CLOTHING, KNIT	18	177	125	591 INSECTICIDES, ETC.	7 783	33 272	23 115
844 WOMEN, GIRLS CLOTHING, KNIT	20	986	690	592 STARCHES, INULIN, ETC.	4 384	13 476	9 438
845 OTHR. TEXTILE APPAREL, NES	156	4 711	3 268	593 EXPLOSIVES, PYROTECHNICS	15	52	37
846 CLOTHING ACCESSRS, FABRIC	303	3 139	2 178	597 PREPD ADDITIVES, LIQUIDS	2 934	9 224	6 424
848 CLOTHING, NONTEXTL; HEADGEAR	222	5 767	4 025	598 MISC. CHEMICAL PRODS. NES	83 086	200 620	140 500
851 FOOTWEAR	581	2 327	1 633	611 LEATHER	549	2 513	1 962
871 OPTICAL INSTRUMENTS, NES	420	25 148	17 528	612 MANUFACT. LEATHER ETC. NES	68	510	354
872 MEDICAL INSTRUMENTS NES	2 136	48 155	33 719	621 MATERIALS OF RUBBER	12 205	44 387	31 065
873 METERS, COUNTERS, NES	2 420	17 639	12 451	625 RUBBER TYRES, TUBES, ETC.	584 360	454 532	318 483
874 MEASURE, CONTROL INSTRMNT	22 231	405 198	283 620	629 ARTICLES OF RUBBER, NES	20 558	126 206	88 332
881 PHOTOGRAPH APPAR. ETC. NES	1 468	22 661	15 885	633 CORK MANUFACTURES	153	531	371
882 PHOTO. CINEMATOGPH. SUPPL	15 082	23 106	16 141	634 VENEERS, PLYWOOD, ETC.	1 892	659	395
883 CINE. FILM EXPOSD. DEVELPD	3	57	39	635 WOOD MANUFACTURES, NES	868	1 419	992
884 OPTICAL GOODS NES	217	17 119	11 984	641 PAPER AND PAPERBOARD	85 786	47 473	33 200
885 WATCHES AND CLOCKS	449	4 800	3 344	642 PAPER, PAPERBOARD, CUT ETC	15 281	29 950	20 942
891 ARMS AND AMMUNITION	939	3 291	2 326	651 TEXTILE YARN	69 380	63 872	44 626
892 PRINTED MATTER	4 575	20 596	14 378	652 COTTON FABRICS, WOVEN	1 025	3 264	2 281
893 ARTICLES, NES, OF PLASTICS	14 023	26 447	18 495	653 FABRICS, MAN-MADE FIBRES	24 226	124 983	87 656
894 BABY CARRIAGE, TOYS, GAMES	17 071	36 385	25 439	654 OTH. TEXTILE FABRIC, WOVEN	3 530	3 758	2 627
895 OFFICE, STATIONERY SUPPLS	2 584	14 793	10 299	655 KNIT, CROCHET, FABRIC NES	1 262	5 878	4 113
896 WORKS OF ART, ANTIQUE ETC	68	8 621	5 981	656 TULLE, LACE, EMBROIDRY, ETC	2 462	6 186	4 294
897 GOLD, SILVERWARE, JEWEL NES	26	5 116	3 554	657 SPECIAL YARN, TXTL. FABRIC	34 855	111 335	77 849
898 MUSICAL INSTRUMENTS, ETC.	3 393	32 506	22 773	658 TEXTILE ARTICLES NES	1 648	4 390	3 070
899 MISC MANUFCTRD GOODS NES	1 728	16 107	11 265				

7 IMPORTS AND EXPORTS (SPECIAL TRADE) BY COUNTRIES OF PRODUCTION AND CONSUMPTION AND BY GROUPS OF THE SITC-REV. III 1995

GROUP DESCRIPTION	DT = 100 KG	1 000 DM	1 000 \$	GROUP DESCRIPTION	DT = 100 KG	1 000 DM	1 000 \$
659 FLOOR COVERINGS, ETC.	69	384	268	897 GOLD, SILVERWARE, JEWELRY	129	6 317	4 431
661 LIME, CEMENT, CONSTR. MATL	2 255	335	232	898 MUSICAL INSTRUMENTS, ETC.	75 394	437 124	305 017
662 CLAY, REFRCT. CONSTR. MATL	18 230	8 796	6 149	899 MISC MANUFACTURED GOODS NES	17 052	49 342	34 520
663 MINERAL MANUFACTURES, NES	12 778	94 844	66 271	971 GOLD, NONMONETARY EXCL ORES		2 272	1 586
664 GLASS	113 777	117 870	82 013	972 MONETARY GOLD, GOLD COINS		215	151
665 GLASSWARE	4 151	24 542	17 074				
666 POTTERY	7 203	16 573	11 580	EXPORTS	14 724 497	18 842 242	13 163 504
667 PEARLS, PRECIOUS STONES		77 403	54 050	001 LIVE ANIMALS	206	1 270	896
671 PIG IRON, SPIEGELEISN, ETC	13 531	2 390	1 676	012 OTHER MEAT, MEAT OFFAL	150	129	87
672 INGOTS ETC. IRON OR STEEL		47	32	016 MEAT, ED. OFFL, DRY, SLT, SMK	231	335	236
673 FLAT-ROLLED IRON ETC.	12 978	4 698	3 307	017 MEAT, OFFL. PRPD, PRSVD, NES	9 185	6 731	4 701
674 FLAT-ROLLED PLATED IRON	33 373	7 013	4 915	022 MILK AND CREAM	31 707	14 153	9 858
675 FLAT-ROLLED, ALLOY STEEL	126 156	47 844	33 392	024 CHEESE AND CURD	78 057	31 441	22 052
676 IRON, STL. BAR, SHAPES ETC.	59 320	24 066	16 935	025 EGGS, BIRDS, YOLKS, ALBUMIN	12 567	11 281	7 868
678 WIRE OF IRON OR STEEL	61 909	24 186	16 889	034 FISH, FRESH, CHILLED, FROZEN	25 929	8 427	5 830
679 TUBES, PIPES, ETC. IRON, STL	28 429	22 570	15 771	037 FISH ETC. PREPD, PRSVD, NES	160	2 704	1 835
681 SILVER, PLATINUM, ETC.		782	546	044 MAIZE UNMILLED	411	241	162
682 COPPER	7 597	20 871	14 605	045 OTHER CEREALS, UNMILLED	2 554 244	31 576	21 960
683 NICKEL	917	2 115	1 488	048 CEREAL PREPARATIONS	1 081 217	57 878	40 538
684 ALUMINIUM	16 561	10 143	6 904	054 VEGETABLES	37 922	57 194	39 435
685 LEAD	16	248	174	056 VEGETABLES, PRPD, PRSVD, NES	3 569	1 390	871
687 TIN	15	73	52	057 FRUIT, NUTS EXCL. OIL NUTS	194	121	82
688 MISC. NON-FERR. BASE METAL	12 448	30 186	21 120	058 FRUIT, PRESERVED, PREPARED	4 058	1 653	1 151
691 METALLIC STRUCTURES NES	654	398	282	059 FRUIT, VEGETABLE JUICES	82 018	25 982	18 069
692 CONTAINERS, STORAGE, TRNSP	439	823	583	061 SUGARS, MOLASSES, HONEY	80 633	9 432	6 636
693 WIRE PRODUCTS EXCL. ELECT	4 520	9 298	6 512	062 SUGAR CONFECTIONERY	5 843	4 134	2 889
694 NAILS, SCREWS, NUTS, ETC.	34 861	52 565	36 685	071 COFFEE, COFFEE SUBSTITUTE	8 175	18 600	13 084
695 TOOLS	19 271	204 675	143 293	072 COCOA	5 324	2 505	1 738
696 CUTLERY	6 223	28 251	19 796	073 CHOCOLATE, OTH. COCOA PREP	8 826	8 116	5 662
697 HOUSEHOLD EQUIPMENT, NES	1 315	4 603	3 202	074 TEA AND MATE	379	783	555
699 MANUFACT. BASE METAL, NES	25 844	72 454	50 646	075 SPICES	1 248	2 581	1 805
711 STEAM GENER. BOILERS, ETC.	109	255	182	081 ANIMAL FEED STUFF	20 858	22 588	15 788
712 STEAM TURBINES	28	251	174	091 MARGARINE AND SHORTENING	635	203	138
713 INTRNL COMBUS PSTN ENGIN	183 702	450 558	314 737	098 EDIBLE PROD. PREPRTNS, NES	50 053	23 374	16 372
714 ENGINES, MOTORS NON-ELECT	376	15 008	10 527	111 NON-ALCOHOL. BEVERAGE, NES	8 717	1 377	967
716 ROTATING ELECTRIC PLANT	26 862	131 680	91 921	112 ALCOHOLIC BEVERAGES	194 809	92 408	64 294
718 OTH. POWR. GENRTNG. MACHNRY	5 097	19 743	13 784	122 TOBACCO, MANUFACTURED	9 358	16 255	11 262
721 AGRIC. MACHINES, EX. TRACTR	25 343	38 567	26 693	211 HIDES, SKINS (EX. FURS), RAW	18 268	7 393	5 187
722 TRACTORS	10 485	23 276	16 142	212 FURSKINS, RAW	3	52	37
723 CIVIL ENGINEERING EQUIPT	110 234	172 787	120 559	231 NATURAL RUBBER, ETC.	144	47	32
724 TEXTILE, LEATHER MACHINES	17 378	117 722	82 266	232 SYNTHETIC RUBBER, ETC.	38 324	14 465	10 097
725 PAPER, PULP MILL MACHINES	7 528	19 410	13 717	245 FUEL WOOD, WOOD CHARCOAL	300	158	112
726 PRINTNG, BOOKBINDING MACHS	11 563	61 174	42 861	246 WOOD IN CHIPS, PARTICLES	36 949	327	230
727 FOOD-PROCESS. MCH. NON DOM	416	3 585	2 500	247 WOOD ROUGH, ROUGH SQUARED	133 593	4 454	3 130
728 OTH. MACH. PTS, SPCL INDUST	37 280	423 447	296 045	248 WOOD, SIMPLY WORKED	175 485	18 925	13 220
731 METAL REMOVAL WORK TOOLS	71 109	267 404	187 168	251 PULP AND WASTE PAPER	82 532	14 549	10 241
733 MACH-TOOLS, METAL-WORKING	12 741	47 754	33 435	261 SILK	146	112	80
735 PARTS, NES, FOR MACH-TOOLS	8 358	58 080	40 733	263 COTTON	4 729	1 353	942
737 METALWORKING MACHNRY NES	3 025	24 922	17 494	266 SYNTHETIC FIBRES	8 864	5 612	3 943
741 HEATING, COOLING EQUIP, PART	52 379	212 020	148 802	267 OTHER MAN-MADE FIBRES	3 486	2 132	1 494
742 PUMPS FOR LIQUIDS, PARTS	9 981	56 182	39 265	268 WOOL, OTHER ANIMAL HAIR	1 825	2 151	1 496
743 PUMPS NES, CENTRIFUGS ETC	123 493	580 103	405 398	269 WORN CLOTHING, TEXTL. ARTL	669	416	294
744 MECHANICAL HANDLING EQUIP	131 109	412 579	99 773	272 FERTILIZERS, CRUDE	970	58	41
745 OTH. NONELEC MCH. TOOL, NES	13 331	96 669	67 669	273 STONE, SAND AND GRAVEL	13 390	589	412
746 BALL OR ROLLER BEARINGS	124 899	321 829	224 628	277 NATURAL ABRASIVES, NES	84	2 699	1 869
747 TAPS, COCKS, VALVES, ETC.	14 770	111 868	78 209	278 OTHER CRUDE MINERALS	88 548	4 160	2 898
748 TRANSMISSIONS SHAFTS ETC	81 810	207 978	145 414	282 FERROUS WASTE AND SCRAP	367	247	175
749 NON-ELECT MACH. PARTS, ETC	4 696	32 832	22 935	285 ALUMINIUM ORE, CONCTR. ETC	6 658	5 956	4 154
751 OFFICE MACHINES	101 771	622 287	435 280	288 NON-FERROUS WASTE, SCRAP	19 726	5 741	3 946
752 AUTOMATC. DATA PROC. EQUIP	262 593	3 374 141	2 357 956	291 CRUDE ANIMAL MATERIALS, NES	4 371	15 927	11 136
759 PARTS, FOR OFFICE MACHINES	192 391	1 776 249	1 240 810	292 CRUDE VEG. MATERIALS, NES	6 233	18 030	12 683
761 TELEVISION RECEIVERS ETC	12 324	138 119	96 146	293 BRIQUETTES, LIGNITE, PEAT	219 084	3 101	2 160
762 RADIO-BROADCAST RECEIVER	49 840	361 331	252 672	334 PETROLEUM PRODUCTS	371 822	20 046	14 204
763 SOUND RECORDER, PHONOGRPH	67 696	643 727	448 714	335 RESIDUAL PETROL. PRODUCTS	5 838	1 950	1 355
764 TELECOMM. EQUIP. PARTS NES	146 121	1 850 092	1 292 334	342 LIQUEFIED PROPANE, BUTANE	438	183	128
771 ELECT POWER MACHNY. PARTS	17 159	231 176	161 779	411 ANIMAL OILS AND FATS	218	76	52
772 ELEC. SWITCH, RELAY, CIRCUIT	40 334	815 537	571 026	421 FIXED VEG. FAT, OILS, SOFT	7 655	817	587
773 ELECTRO DISTRIB. EQPT NES	6 346	62 871	43 916	422 FIXED VEG. FAT, OILS, OTHER	10	64	45
774 ELECTRO-MEDCL. XRAY EQUIP	7 304	208 181	145 519	431 ANIMAL, VEG. FATS, OILS, NES	21 499	7 642	5 335
775 DOM. ELEC. NON-ELEC. EQUIPT	6 517	58 314	40 601	411 HYDROCARBONS, NES, DERIVTS	83 368	38 238	26 796
776 TRANSISTORS, VALVES, ETC.	61 208	3 055 565	2 136 377	512 ALCOHOL, PHENOL, ETC. DERIV	534 720	122 091	85 433
778 ELECTRIC MACH. APPART. NES	229 900	2 349 484	1 643 142	513 CARBOXYLIC ACIDS, DERIVTS	265 795	75 718	52 801
781 PASS. MOTOR VEHCLS. EX. BUS	3 170 592	5 451 949	3 811 581	514 NITROGEN-FUNCT. COMPOUNDS	193 285	309 178	216 268
782 GOODS, SPCL. TRANSPORT VEH	140 305	178 935	125 403	515 ORGANO-INORGANIC COMPNDS	113 066	506 421	353 455
784 PARTS, TRACTORS, MOTOR VEH	372 545	888 387	620 626	516 OTHER ORGANIC CHEMICALS	56 337	13 960	51 699
785 CYCLES, MOTORCYCLES ETC.	321 611	1 184 947	831 551	522 INORGANIC CHEM. ELEMENTS	197 158	137 914	96 332
786 TRAILERS, SEMI-TRAILER, ETC	4 766	1 272	890	523 METAL. SALTS, INORGAN. ACID	211 048	62 618	43 757
791 RAILWAY VEHICLES, EQUIPNT	30	133	96	524 OTHER CHEMICAL COMPOUNDS	38 011	32 283	22 592
792 AIRCRAFT, ASSCOTD. EQUIPNT	356	19 840	13 880	525 RADIO-ACTIVE MATERIALS	34	2 766	1 919
793 SHIP, BOAT, FLOAT. STRUCTRS	142	316	217	531 SYNTH. COLOURS, LAKES, ETC.	70 080	168 967	117 813
811 PREFABRICATED BUILDINGS	110	347	250	532 DYEING, TANNING MATERIALS	22 575	7 184	5 019
812 PLUMBING, SANITRY, EQPT. ETC	331	861	584	533 PIGMENTS, PAINTS, ETC.	110 412	94 717	66 103
813 LIGHTNG FIXTURES ETC. NES	1 061	15 906	11 122	541 MEDICINES, ETC. EXC. GRP542	21 604	793 581	554 111
821 FURNITURE, CUSHIONS, ETC.	8 136	19 845	13 848	542 MEDICAMENTS	48 995	654 579	457 013
831 TRUNK, SUIT-CASES, BAG, ETC	1 133	5 523	3 847	551 ESSNTL. OIL, PERFUME, FLAVR	5 312	14 519	10 158
841 MENS, BOYS CLOTHING, X-KNIT	12 646	48 930	34 294	553 PERFUMERY, COSMETICS, ETC.	24 981	42 093	29 437
842 WOMEN, GIRL CLOTHING, XKNIT	282	3 300	2 295	554 SOAP, CLEANERS, POLISH, ETC	69 294	38 950	27 193
843 MENS, BOYS CLOTHING, KNIT	230	1 173	832	562 FERTILIZER, EXCEPT GRP272	1 375 262	35 118	24 262
844 WOMEN, GIRLS CLOTHING, KNIT	15	492	332	571 POLYMERS OF ETHYLENE	15 425	4 787	3 332
845 OTHR. TEXTILE APPAREL, NES	2 180	2 886	1 995	572 POLYMERS OF STYRENE	4 807	1 556	1 100
846 CLOTHING ACCESSRS, FABRIC	759	10 432	7 296	573 POLYMERS, VINYL CHLORIDE	39 139	14 860	10 389
848 CLOTHING, NONTEXTL. HEADGEAR	2 741	23 560	16 510	574 POLYACETAL, POLYCARBONATE	54 169	28 000	19 559
851 FOOTWEAR	431	2 310	1 623	575 OTH. PLASTIC, PRIMARY FORM	246 277	204 744	143 200
871 OPTICAL INSTRUMENTS, NES	8 120	131 542	91 939	579 PLASTIC WASTE, SCRAP ETC	552	515	355
872 MEDICAL INSTRUMENTS NES	16 308	442 777	309 411	581 PLASTIC TUBE, PIPE, HOSE	3 838	12 610	8 825
873 METERS, COUNTERS, NES	2 818	34 102	23 771	582 PLASTIC PLATE, SHEETS, ETC	47 110	57 503	40 202
874 MEASURE, CONTROL INSTRMNT	23 803	616 504	431 072	583 MONOFILAMENT OF PLASTICS	1 912	2 057	1 449
881 PHOTOGRAPH APPAR. ETC. NES	22 184	619 021	433 967	591 INSECTICIDES, ETC.	42 723	77 995	54 429
882 PHOTO. CINEMATOGRPH. SUPPL	125 488	535 699	374 801	592 STARCHES, INULIN, ETC.	423 255	69 312	48 343
883 CINE. FILM EXPOSD. DEVELOPD	7	145	100	593 EXPLOSIVES, PYROTECHNICS	113	262	187
884 OPTICAL GOODS NES	5 892	342 418	239 645	597 PREPRD ADDITIVES, LIQUIDS	84 870	34 392	24 055
885 WATCHES AND CLOCKS	2 277	115 770	81 141	598 MISC. CHEMICAL PRODS. NES	238 669	262 196	183 024
891 ARMS AND AMMUNITION	286	1 446	1 010	611 LEATHER	24 560	21 210	14 844
892 PRINTED MATTER	15 449	48 744	34 148	612 MANUFACT. LEATHER ETC. NES	258	1 912	1 337
893 ARTICLES, NES, OF PLASTICS	22 377	78 632	54 948	613 FURSKINS, TANNED, DRESSED	25	1 219	858
894 BABY CARRIAGE, TOYS, GAMES	34 366	331 764	231 324	621 MATERIALS OF RUBBER	8 818	11 365	7 972
895 OFFICE, STATIONERY SUPPLS	36 155	200 049	140 064	625 RUBBER TYRES, TUBES, ETC.	64 015	62 309	43 576
896 WORKS OF ART, ANTIQUE ETC	205	2 921	2 017				

7 IMPORTS AND EXPORTS (SPECIAL TRADE) BY COUNTRIES OF PRODUCTION AND CONSUMPTION AND BY GROUPS OF THE SITC-REV. III 1995

GROUP DESCRIPTION	DT = 100 KG	1 000 DM	1 000 \$	GROUP DESCRIPTION	DT = 100 KG	1 000 DM	1 000 \$
629 ARTICLES OF RUBBER, NES	4 507	25 381	17 761	846 CLOTHING ACCESSRS,FABRIC	1 353	16 128	11 287
633 CORK MANUFACTURES	92	419	292	848 CLOTHNG,NONTXLT;HEADGEAR	1 377	19 592	13 779
634 VENEERS, PLYWOOD, ETC.	110 074	12 896	9 004	851 FOOTWEAR	4 179	26 749	18 788
635 WOOD MANUFACTURES, NES	22 690	12 928	9 038	871 OPTICAL INSTRUMENTS,NES	2 370	113 269	78 886
641 PAPER AND PAPERBOARD	371 529	74 460	51 981	872 MEDICAL INSTRUMENTS NES	6 848	240 793	168 406
642 PAPER,PAPERBOARD,CUT ETC	22 829	18 297	12 770	873 METERS,COUNTERS,NES	404	13 507	9 438
651 TEXTILE YARN	26 135	22 788	15 937	874 MEASURE,CONTROL INSTRMNT	17 962	452 346	316 039
652 COTTON FABRICS, WOVEN	4 611	23 022	16 123	881 PHOTOGRAPH APPAR.ETC.NES	2 464	75 463	52 629
653 FABRICS,MAN-MADE FIBRES	4 626	25 357	17 719	882 PHOTO.CINEMATOGRPH.SUPPL	67 035	118 398	82 483
654 OTH.TEXTILE FABRIC,WOVEN	1 708	15 622	10 966	883 CINE.FILM EXPOSD.DEVELOPD	2	62	43
655 KNIT.CROCHET.FABRIC NES	1 143	5 218	3 646	884 OPTICAL GOODS NES	891	63 257	44 287
656 TULLE,LACE,EMBROIDRY.ETC	790	7 081	4 933	885 WATCHES AND CLOCKS	858	44 730	31 299
657 SPECIAL YARN,TXTL.FABRIC	37 792	45 200	31 562	891 ARMS AND AMMUNITION	746	6 985	4 857
658 TEXTILE ARTICLES NES	3 407	19 956	14 011	892 PRINTED MATTER	47 917	92 749	64 673
659 FLOOR COVERINGS, ETC.	5 659	6 204	4 357	893 ARTICLES,NES,OF PLASTICS	33 119	77 748	54 461
661 LIME,CEMENT,CONSTR.MATRL	13 856	2 941	2 060	894 BABY CARRIAGE, TOYS,GAMES	37 979	102 681	72 169
662 CLAY,REFRCT.CONSTR.MATRL	45 933	8 273	5 786	895 OFFICE,STATIONERY SUPPLS	6 381	33 881	23 559
663 MINERAL MANUFACTURES,NES	28 609	29 189	20 429	896 WORKS OF ART,ANTIQUE ETC	371	53 945	38 143
664 GLASS	29 108	68 493	47 865	897 GOLD,SILVERWARE,JEWEL NES	407	53 296	37 350
665 GLASSWARE	29 708	33 502	23 428	898 MUSICAL INSTRUMENTS,ETC.	29 460	157 841	110 637
666 POTTERY	6 205	39 748	27 743	899 MISC MANUFCTRD GOODS NES	4 589	56 406	39 512
667 PEARLS,PRECIOUS STONES	10	47 375	33 154	941 COMPL IND PLANT CHAPT 99	18	121	81
671 PIG IRON,SPIEGELEISN,ETC	29 298	11 586	8 121	971 GOLD,NONMONTY EXCL ORES	2 492	1 745	
672 INGOTS ETC.IRON OR STEEL	79	47	33				
673 FLAT-ROLLED IRON ETC.	13 061	4 175	2 929	TAIWAN			
674 FLAT-ROLLED PLATED IRON	96 917	13 358	9 292				
675 FLAT-ROLLED, ALLOY STEEL	34 538	9 798	6 834	IMPORTS			
676 IRON,STL.BAR,SHAPES ETC.	29 558	5 947	4 136		5 423 128	7 854 566	5 486 746
677 RAILWAY TRACK IRON,STEEL	2 108	310	216	034 FISH,FRESH,CHILLED,FROZN	1 707	1 163	821
678 WIRE OF IRON OR STEEL	3 111	3 309	2 299	035 FISH,DRIED,SALTED,SMOKED	20	102	70
679 TUBES,PIPES,ETC.IRON,STL	14 428	6 522	4 549	048 CEREAL PREPARATIONS	1 693	820	576
681 SILVER,PLATINUM,ETC.	257	75 886	53 065	054 VEGETABLES	3 525	1 041	725
682 COPPER	30 735	19 471	13 614	056 VEGETABLES,PRPD,PRSD,NES	3 133	1 715	1 190
683 NICKEL	4 971	13 162	9 191	058 FRUIT,PRESERVED,PREPARED	661	120	86
684 ALUMINIUM	124 131	73 281	51 312	062 SUGAR CONFECTIONERY	282	171	121
685 LEAD	1 844	786	547	074 TEA AND MATE	1 151	1 239	860
686 ZINC	1 874	891	630	075 SPICES	109	55	40
689 MISC.NON-FERR.BASE METAL	6 793	29 312	20 474	081 ANIMAL FEED STUFF	856	545	380
691 METALLIC STRUCTURES NES	19 691	18 961	13 242	098 EDIBLE PROD.PREPRTN,NES	4 196	1 910	1 326
692 CONTAINERS,STORAGE,TRNSP	10 477	13 856	9 809	111 NON-ALCOHOL.BEVERAGE,NES	3 229	494	348
693 WIRE PRODUCTS EXCL.ELECT	2 394	2 724	1 899	112 ALCOHOLIC BEVERAGES	1 448	584	406
694 NAILS,SCREWS,NUTS,ETC.	3 564	8 815	6 161	231 NATURAL RUBBER, ETC.	1 814	491	353
695 TOOLS	12 846	98 549	69 079	232 SYNTHETIC RUBBER, ETC.	30 253	10 307	7 262
696 CUTLERY	3 223	21 876	15 335	248 WOOD, SIMPLY WORKED	209	68	49
697 HOUSEHOLD EQUIPMENT,NES	9 616	16 821	11 745	251 PULP AND WASTE PAPER	16 957	1 835	1 307
699 MANUFACTS.BASE METAL,NES	70 421	105 848	73 986	266 SYNTHETIC FIBRES	16 711	4 488	3 130
700 CPL IND PLANT (84/85/87)	3 804	14 695	10 313	267 OTHER MAN-MADE FIBRES	506	123	85
711 STEAM GENER. BOILERS,ETC.	515	2 824	1 974	273 STONE, SAND AND GRAVEL	1 588	332	235
712 STEAM TURBINES	3 407	3 673	2 580	278 OTHER CRUDE MINERALS	234	129	91
713 INTRNL COMBUS PSTN ENGIN	14 266	93 557	65 284	282 FERROUS WASTE AND SCRAP	10 402	1 641	1 138
714 ENGINES,MOTORS NON-ELECT	1 276	9 531	6 677	288 NON-FERROUS WASTE,SCRAP	2 247	717	498
716 ROTATING ELECTRIC PLANT	12 005	38 233	26 744	291 CRUDE ANIMAL MATERLS,NES	28 683	34 747	24 229
718 OTH.PWR.GENRTNG.MACHNRY	2 958	22 397	15 727	292 CRUDE VEG.MATERIALS, NES	2 314	1 931	1 351
721 AGRIC.MACHINES,EX.TRACTR	36 967	39 045	27 490	334 PETROLEUM PRODUCTS	145	53	37
722 TRACTORS	39 364	42 461	29 620	411 ANIMAL OILS AND FATS	1 578	147	104
723 CIVIL ENGINEERING EQUIPT	42 188	77 155	53 424	511 HYDROCARBONS,NES,DERIVTS	1 452	121	82
724 TEXTILE,LEATHER MACHINES	30 860	174 444	121 793	512 ALCOHOL,PHENOL,ETC.DERIV	1 689	486	341
725 PAPER,PULP MILL MACHINES	13 473	73 948	51 594	513 CARBOXYLIC ACIDS,DERIVTS	8 502	2 393	1 680
726 PRINTNG,BOOKBINDNG MACHS	10 481	231 005	162 075	514 NITROGEN-FUNCT.COMPOUNDS	10 025	4 595	3 212
727 FOOD-PROCESS.MCH.NON DOM	11 135	67 192	46 969	515 ORGANO-INORGANIC COMPNDS	7 650	2 382	1 678
728 OTH.MACH,PTS,SPCL INDUSTR	72 252	337 897	236 346	516 OTHER ORGANIC CHEMICALS	3 320	7 297	5 111
731 METAL REMOVAL WORK TOOLS	11 181	57 948	40 514	522 INORGANIC CHEM.ELEMENTS	50 281	4 439	3 104
733 MACH-TOOLS,METAL-WORKING	13 097	57 170	39 632	523 METAL, SALTS, INORGAN.ACID	5 574	1 079	756
735 PARTS,NES,FOR MACH-TOOLS	5 946	43 908	30 655	531 SYNTH.COLOURS,LAKES,ETC.	1 689	2 720	1 884
737 METALWORKING MACHNRY NES	5 713	33 052	23 104	532 DYEING,TANNING MATERIALS	62	383	274
741 HEATING,COOLING EQUIP,PART	26 439	146 870	102 557	533 PIGMENTS, PAINTS, ETC.	413	701	486
742 PUMPS FOR LIQUIDS,PARTS	8 339	59 094	41 321	541 MEDICINES,ETC.EXC.GRP542	70	256	179
743 PUMPS NES,CENTRIFUGS ETC	20 440	126 567	88 608	542 MEDICAMENTS	4	79	57
744 MECHANICAL HANDLING EQUIP	64 642	85 448	59 900	551 ESSNTL.OIL,PERFUME,FLAVR	489	532	377
745 OTH.NONELEC MCH,TOOL,NES	40 177	227 446	158 797	553 PERFUMERY,COSMETICS,ETC.	5 113	5 623	3 911
746 BALL OR ROLLER BEARINGS	12 054	35 840	25 117	554 SOAP,CLEANERS,POLISH,ETC	149	280	192
747 TAPS,COCKS,VALVES,ETC.	10 821	72 154	50 243	572 POLYMERS OF STYRENE	128 708	30 448	21 287
748 TRANSMISSIONS SHAFTS ETC	22 290	64 222	44 835	574 POLYACETAL,POLYCARBONATE	32 518	11 163	7 790
749 NON-ELECT MACH,PARTS,ETC	6 027	50 977	35 662	575 OTH.PLASTIC,PRIMARY FORM	73 786	24 188	16 776
751 OFFICE MACHINES	2 380	18 677	13 021	579 PLASTIC WASTE, SCRAP ETC	150	48	34
752 AUTOMATC.DATA PROC.EQUIP	3 276	90 586	63 327	581 PLASTIC TUBE,PIPE,HOSE	708	1 169	823
759 PARTS,FOR OFFICE MACHINS	3 026	140 092	97 466	582 PLASTIC PLATE,SHEETS,ETC	35 931	20 442	14 301
761 TELEVISION RECEIVERS ETC	33	1 004	701	583 MONOFILAMENT OF PLASTICS	152	568	394
762 RADIO-BROADCAST RECEIVER	2	68	48	591 INSECTICIDES, ETC.	306	339	234
763 SOUND RECORDER,PHONOGRPH	307	5 161	3 644	592 STARCHES,INULIN,ETC.	3 188	2 207	1 541
764 TELECOMM.EQUIP,PARTS NES	2 015	62 909	44 142	593 EXPLOSIVES,PYROTECHNICS	215	249	170
771 ELECT POWER MACHNRY,PARTS	2 395	18 117	12 671	598 MISC.CHEMICAL PROOTS,NES	3 482	4 181	2 922
772 ELEC.SWITCH.RELAY.CIRCUIT	18 123	142 361	99 589	611 LEATHER	1 683	4 865	3 423
773 ELECTR DISTRIBT.EQPT NES	6 675	24 972	17 405	612 MANUFACT.LEATHER ETC.NES	2 885	4 644	3 239
774 ELECTRO-MEDCL.XRAY EQUIP	7 561	224 804	157 026	621 MATERIALS OF RUBBER	1 265	1 701	1 189
775 DOM.ELEC,NON-ELEC.EQUIPT	37 042	380 955	266 054	625 RUBBER TYRES,TUBES,ETC.	35 735	22 565	15 743
776 TRANSISTORS,VALVES,ETC.	1 191	131 702	92 161	629 ARTICLES OF RUBBER, NES	18 820	25 289	17 683
778 ELECTRIC.MACH.APPART.NES	41 364	249 341	174 108	633 CORK MANUFACTURES	29	103	70
781 PASS.MOTOR VEHCLS.EX.BUS	1 823 350	6 301 069	4 400 539	634 VENEERS, PLYWOOD, ETC.	303	87	62
782 GOODS,SPCL TRANSPORT VEH	42 808	83 774	58 708	635 WOOD MANUFACTURES, NES	24 934	21 775	15 167
783 ROAD MOTOR VEHICLES NES	4 930	14 993	10 533	641 PAPER AND PAPERBOARD	846	519	364
784 PARTS,TRACTORS,MOTOR VEH	161 128	510 662	357 350	642 PAPER,PAPERBOARD,CUT ETC	8 283	8 427	5 872
785 CYCLES,MOTORCYCLES ETC.	5 194	28 491	19 852	651 TEXTILE YARN	19 267	6 398	4 450
786 TRAILERS,SEMI-TRAIL,ETC	12 419	22 844	15 998	652 COTTON FABRICS, WOVEN	8 339	8 741	6 102
791 RAILWAY VEHICLES.EQUIPNT	5 070	30 202	21 096	653 FABRICS,MAN-MADE FIBRES	24 547	30 734	21 446
792 AIRCRAFT,ASSOCTD.EQUIPNT	236	19 133	13 484	654 OTH.TEXTILE FABRIC,WOVEN	10 560	7 231	5 099
793 SHIP,BOAT,FLOAT.STRUCTRS	535	2 192	1 534	655 KNIT.CROCHET.FABRIC NES	5 469	6 669	4 634
800 CPL IND PLANT CHAP 90/94	1 138	622	425	656 TULLE,LACE,EMBROIDRY.ETC	2 105	8 997	6 281
811 PREFABRICATED BUILDINGS	3 512	2 932	2 037	657 SPECIAL YARN,TXTL.FABRIC	10 231	9 706	6 827
812 PLUMBNG,SANITTRY,EQPT.ETC	2 840	3 129	2 191	658 TEXTILE ARTICLES NES	13 145	20 076	14 043
813 LIGHTING FIXTURES ETC.NES	4 167	23 674	16 594	659 FLOOR COVERINGS, ETC.	75	106	69
821 FURNITURE,CUSHIONS,ETC.	47 396	89 191	62 433	661 LIME,CEMENT,CONSTR.MATRL	6 682	2 193	1 533
831 TRUNK,SUIT-CASES,BAG,ETC	4 205	90 520	63 477	662 CLAY,REFRCT.CONSTR.MATRL	72	103	72
841 MENS,BOYS CLOTHING,X-KNIT	2 495	29 427	20 450	663 MINERAL MANUFACTURES,NES	3 057	3 523	2 463
842 WOMEN,GIRL CLOTHING,XKNIT	1 435	63 798	44 215	664 GLASS	31 717	14 502	10 040
843 MENS,BOYS CLOTHING,KNIT	122	1 793	1 248	665 GLASSWARE	22 683	23 691	16 507
844 WOMEN,GIRLS CLOTHING,KNIT	329	9 871	6 884	666 POTTERY	66 369	44 499	31 059
845 OTHR.TEXTILE APPAREL,NES	1 656	33 405	23 244	667 PEARLS,PRECIOUS STONES	14	598	423

7 IMPORTS AND EXPORTS (SPECIAL TRADE) BY COUNTRIES OF PRODUCTION AND CONSUMPTION AND BY GROUPS OF THE SITC-REV. III 1995

GROUP DESCRIPTION	DT = 100 KG	1 000 DM	1 000 \$	GROUP DESCRIPTION	DT = 100 KG	1 000 DM	1 000 \$
671 PIG IRON, SPIEGELEISN, ETC	274	132	91	061 SUGARS, MOLASSES, HONEY	7 294	737	505
672 INGOTS ETC. IRON OR STEEL	1 038 334	197 403	138 572	062 SUGAR CONFECTIONERY	1 224	715	498
674 FLAT-ROLLED PLATED IRON	105	64	45	071 COFFEE, COFFEE SUBSTITUTE	1 101	1 537	1 090
675 FLAT-ROLLED, ALLOY STEEL	484	267	185	072 COCOA	1 570	550	378
676 IRON, STL, BAR, SHAPES ETC.	32 714	8 662	6 073	073 CHOCOLATE, OTH. COCOA PREP	1 232	1 295	899
678 WIRE OF IRON OR STEEL	2 214	1 507	1 065	074 TEA AND MATE	59	65	44
679 TUBES, PIPES, ETC. IRON, STL	7 458	6 380	4 457	081 ANIMAL FEED STUFF	15 971	5 410	3 777
682 COPPER	6 183	7 383	5 183	098 EDIBLE PROD. PREPRTNS, NES	5 017	4 762	3 331
683 NICKEL	51	64	45	111 NON-ALCOHOL. BEVERAGE, NES	5 767	859	602
684 ALUMINIUM	15 961	7 275	5 091	112 ALCOHOLIC BEVERAGES	492 958	77 004	54 165
689 MISC. NON-FERR. BASE METAL	161	573	400	122 TOBACCO, MANUFACTURED	23 175	81 753	57 225
691 METALLIC STRUCTURES NES	2 522	2 987	2 077	211 HIDES, SKINS (EX. FURS), RAW	936	130	89
692 CONTAINERS, STORAGE, TRNSP	770	855	604	232 SYNTHETIC RUBBER, ETC.	62 056	13 155	9 192
693 WIRE PRODUCTS EXCL. ELECT	4 156	3 513	2 428	246 WOOD IN CHIPS, PARTICLES	3 203	47	34
694 NAILS, SCREWS, NUTS, ETC.	616 399	209 460	146 461	247 WOOD ROUGH, ROUGH SQUARED	8 278	3 858	2 704
695 TOOLS	240 421	168 502	117 665	248 WOOD, SIMPLY WORKED	41 714	908	635
696 CUTLERY	11 758	18 284	12 723	251 PULP AND WASTE PAPER	1 854 554	46 290	32 377
697 HOUSEHOLD EQUIPMENT, NES	116 234	82 716	57 835	266 SYNTHETIC FIBRES	42 748	12 527	8 769
699 MANUFACT. BASE METAL, NES	116 524	113 085	79 083	267 OTHER MAN-MADE FIBRES	5 368	2 374	1 673
712 STEAM TURBINES	332	480	315	268 WOOL, OTHER ANIMAL HAIR	1 007	1 040	711
713 INTRNL COMBUS PSTN ENGIN	573	1 756	1 235	272 FERTILIZERS, CRUDE	24 288	1 327	929
714 ENGINES, MOTORS NON-ELECT	13	393	275	273 STONE, SAND AND GRAVEL	2 661	61	45
716 ROTATING ELECTRIC PLANT	4 889	9 277	6 495	277 NATURAL ABRASIVES, NES	5	4 354	3 022
718 OTH. POWR. GENRTNG. MACHNRY	39	111	77	278 OTHER CRUDE MINERALS	60 220	5 550	3 871
721 AGRIC. MACHINES, EX. TRACTR	694	607	420	282 FERROUS WASTE AND SCRAP	390 689	7 759	5 487
723 CIVIL ENGINEERING EQUIPT	97	304	213	285 ALUMINIUM ORE, CONCTR. ETC	4 262	453	317
724 TEXTILE, LEATHER MACHINES	24 379	48 689	34 048	288 NON-FERROUS WASTE, SCRAP	229 355	34 212	23 812
725 PAPER, PULP MILL MACHINES	465	672	472	291 CRUDE ANIMAL MATERLS. NES	10 840	15 429	10 714
726 PRINTNG, BOOKBINDNG MACHS	653	2 196	1 541	292 CRUDE VEG. MATERIALS, NES	1 659	1 504	1 050
727 FOOD-PROCESS. MCH. NON DM	255	376	262	322 BRIQUETTES, LIGNITE, PEAT	46 344	887	616
728 OTH. MACH. PTS, SPCL INDST	11 335	13 433	9 397	334 PETROLEUM PRODUCTS	85 877	20 632	14 442
731 METAL REMOVAL WORK TOOLS	37 033	44 924	31 457	335 RESIDUAL PETROL. PRODUCTS	18 026	2 431	1 686
733 MACH-TOOLS, METAL-WORKING	2 135	2 429	1 713	411 ANIMAL OILS AND FATS	117	47	32
735 PARTS, NES, FOR MACH-TOOLS	4 539	6 302	4 401	421 FIXED VEG. FAT, OILS, SOFT	4 276	596	418
737 METALWORKING MACHNRY NES	1 708	3 778	2 648	431 ANIMAL, VEG. FATS, OILS, NES	1 293	355	246
741 HEATING, COOLING EQUIP, PART	3 467	7 621	5 352	511 HYDROCARBONS, NES, DERIVTS	27 258	5 357	3 744
742 PUMPS FOR LIQUIDS, PARTS	2 053	4 358	3 066	512 ALCOHOL, PHENOL, ETC. DERIV	878 132	134 978	94 815
743 PUMPS, NES, CENTRIFUGS ETC	19 598	34 140	23 953	513 CARBOXYLIC ACIDS, DERIVTS	181 794	29 844	20 753
744 MECHANICAL HANDLING EQUIP	12 408	8 358	5 826	514 NITROGEN-FUNCT. COMPOUNDS	87 781	39 399	27 487
745 OTH. NONELEC MCH, TOOL, NES	19 784	34 934	24 490	515 ORGANO-INORGANIC COMPNDS	24 932	38 803	27 188
746 BALL OR ROLLER BEARINGS	22 274	30 562	21 329	516 OTHER ORGANIC CHEMICALS	179 054	28 994	20 183
747 TAPS, COCKS, VALVES, ETC.	12 119	25 988	18 171	522 INORGANIC CHEM. ELEMENTS	177 385	74 777	52 272
748 TRANSMISSIONS, SHAFTS ETC	8 451	9 122	6 373	523 METAL. SALTS, INORGAN. ACID	176 747	18 839	13 152
749 NON-ELECT MACH. PARTS, ETC	3 643	8 317	5 811	524 OTHER CHEMICAL COMPOUNDS	8 090	8 345	5 832
751 OFFICE MACHINES	6 009	18 123	12 670	525 RADIO-ACTIVE MATERIALS		133	92
752 AUTOMATC. DATA PROC. EQUIP	375 043	1 717 443	1 199 330	531 SYNTH. COLOURS, LAKES, ETC.	23 954	67 346	46 957
759 PARTS, FOR OFFICE MACHINS	193 353	1 104 840	771 378	532 DYEING, TANNING MATERIALS	97 154	16 020	11 166
761 TELEVISION RECEIVERS ETC	13 423	43 461	30 159	533 PIGMENTS, PAINTS, ETC.	86 587	69 852	48 794
762 RADIO-BROADCAST RECEIVER	2 213	14 220	9 932	541 MEDICINES, ETC. EXC. GRP542	2 936	27 379	19 164
763 SOUND RECORDER, PHONOGRPH	4 666	26 450	18 425	542 MEDICAMENTS	9 585	62 700	43 854
764 TELECOMM. EQUIP. PARTS NES	100 295	349 850	244 908	551 ESSNTL. OIL, PERFUME, FLAVR	2 551	5 534	3 874
771 ELECT POWER MACHNRY. PARTS	21 240	91 480	63 856	553 PERFUMERY, COSMETICS, ETC.	13 145	24 920	17 468
772 ELEC. SWITCH, RELAY, CIRCUIT	31 280	174 143	121 649	554 SOAP, CLEANERS, POLISH, ETC	48 238	19 143	13 414
773 ELECTR DISTRIB. EQPT NES	30 908	55 628	38 895	562 FERTILIZER, EXCEPT GRP272	47 950	3 104	2 162
774 ELECTRO-MEDCL, XRAY EQUIP	85	1 143	797	571 POLYMERS OF ETHYLENE	108 856	14 400	10 094
775 DOM. ELEC. NON-ELEC. EQUIPT	9 573	13 642	9 509	572 POLYMERS OF STYRENE	4 049	1 103	776
776 TRANSISTORS, VALVES, ETC.	11 207	576 517	402 298	573 POLYMERS, VINYL CHLORIDE	15 640	6 890	4 822
778 ELECTRIC MACH. APPART. NES	69 229	293 933	205 404	574 POLYACETAL, POLYCARBONATE	124 704	50 351	35 213
781 PASS. MOTOR VEHCLS. EX. BUS	728	1 371	972	575 OTH. PLASTIC, PRIMARY FORM	425 474	168 268	117 547
784 PARTS, TRACTORS, MOTOR VEH	23 473	24 946	17 460	579 PLASTIC WASTE, SCRAP ETC	2 511	482	335
785 CYCLES, MOTORCYCLES ETC.	184 891	328 752	230 777	581 PLASTIC TUBE, PIPE, HOSE	2 468	3 919	2 739
786 TRAILERS, SEMI-TRAILR, ETC	31 732	6 642	4 642	582 PLASTIC PLATE, SHEETS, ETC	38 032	49 351	34 601
792 AIRCRAFT, ASSOCTD. EQUIPNT	13	689	4 486	583 MONOFILAMENT OF PLASTICS	8 412	5 342	3 755
793 SHIP, BOAT, FLOAT, STRUCTRS	5 624	9 474	6 729	591 INSECTICIDES, ETC.	14 014	19 683	13 759
813 LIGHTNG FIXTURES, ETC. NES	84 202	112 283	78 349	592 STARCHES, INULIN, ETC.	250 573	19 995	13 988
821 FURNITURE, CUSHIONS, ETC.	334 957	152 799	106 685	593 EXPLOSIVES, PYROTECHNICS	42	216	153
831 TRUNK, SUIT-CASES, BAG, ETC	26 830	40 445	28 222	597 PREPDR ADDITIVES, LIQUIDS	82 030	33 476	23 433
841 MENS, BOYS CLOTHING, X-KNIT	5 596	17 251	12 025	598 MISC. CHEMICAL PRODTNS. NES	198 832	145 438	101 597
842 WOMEN, GIRL CLOTHING, KNIT	3 074	15 874	10 965	600 CPL IND PLANT CHAP 69-76	6 244	13 384	9 527
843 MENS, BOYS CLOTHING, KNIT	5 553	17 162	11 945	611 LEATHER	14 870	9 276	6 492
844 WOMEN, GIRLS CLOTHING, KNIT	5 756	19 373	13 485	612 MANUFACT. LEATHER ETC. NES	101	369	253
845 OTH. TEXTILE APPAREL, NES	34 105	133 073	92 766	621 MATERIALS OF RUBBER	4 973	6 912	4 823
846 CLOTHING ACCESSRS, FABRIC	5 070	18 053	12 578	625 RUBBER TYRES, TUBES, ETC.	17 929	14 017	9 800
848 CLOTHING, NONXTXL; HEADGEAR	9 754	22 651	15 830	629 ARTICLES OF RUBBER, NES	9 534	13 625	9 525
851 FOOTWEAR	51 255	92 977	64 399	633 CORK MANUFACTURES	14	124	87
871 OPTICAL INSTRUMENTS, NES	1 953	11 003	7 689	634 VENEERS, PLYWOOD, ETC.	110 738	15 490	10 833
872 MEDICAL INSTRUMENTS NES	4 581	8 706	6 082	635 WOOD MANUFACTURES, NES	3 057	1 125	787
873 METERS, COUNTERS, NES	1 030	9 046	6 314	641 PAPER AND PAPERBOARD	183 498	37 739	26 409
874 MEASURE, CONTROL INSTRMNT	7 064	23 429	16 402	642 PAPER, PAPERBOARD, CUT ETC	100 319	70 438	49 355
881 PHOTOGRAPH APPAR. ETC. NES	3 756	58 259	40 832	651 TEXTILE YARN	10 112	11 251	7 889
882 PHOTO. CINEMATOGRPH. SUPPL	92	1 421	1 004	652 COTTON FABRICS, WOVEN	1 325	5 182	3 641
884 OPTICAL GOODS NES	6 509	37 581	26 256	653 FABRICS, MAN-MADE FIBRES	5 094	17 915	12 565
885 WATCHES AND CLOCKS	17 478	33 293	23 244	654 OTH. TEXTILE FABRIC, WOVEN	5 222	3 168	2 222
891 ARMS AND AMMUNITION	334	1 447	997	655 KNIT, CROCHET, FABRIC NES	1 127	4 986	3 498
892 PRINTED MATTER	3 427	7 016	4 870	656 TULLE, LACE, EMBROIDRY ETC	215	807	567
893 ARTICLES, NES, OF PLASTICS	171 878	124 046	86 657	657 SPECIAL YARN, TXTL. FABRIC	9 844	16 076	11 265
894 BABY CARRIAGE, TOYS, GAMES	216 186	223 911	156 004	658 TEXTILE ARTICLES NES	372	2 221	1 541
895 OFFICE, STATIONERY SUPPLS	15 461	34 560	24 103	659 FLOOR COVERINGS, ETC.	1 514	1 792	1 249
896 WORKS OF ART, ANTIQUE ETC	509	1 008	707	661 LIME, CEMENT, CONSTR. MATRL	980	276	189
897 GOLD, SILVERWARE, JEWEL NES	1 958	16 754	11 679	662 CLAY, REFRCT. CONSTR. MATRL	522 316	77 054	54 260
898 MUSICAL INSTRUMENTS, ETC.	18 226	76 945	53 746	663 MINERAL MANUFACTURES, NES	70 127	28 621	19 950
899 MISC MANUFCTRD GOODS NES	28 959	44 879	31 304	664 GLASS	16 339	11 103	7 766
961 COIN NONGOLD NONCURRENT	8	102	72	665 GLASSWARE	5 591	9 725	6 770
				666 POTTERY	451	1 488	1 044
EXPORTS	12 362 746	7 271 184	5 079 865	667 PEARLS, PRECIOUS STONES	7	695	488
001 LIVE ANIMALS	12	268	190	671 PIG IRON, SPIEGELEISN, ETC	13 083	2 243	1 572
017 MEAT, OFFL. PRPDR, PRSVD, NES	45	48	33	672 INGOTS ETC. IRON OR STEEL	178 505	14 055	9 976
022 MILK AND CREAM	423	108	74	673 FLAT-ROLLED IRON ETC.	26 887	5 524	3 861
023 BUTTER, OTHER FAT OF MILK	150	78	53	674 FLAT-ROLLED PLATED IRON	3 313	995	701
024 CHEESE AND CURD	144	90	63	675 FLAT-ROLLED, ALLOY STEEL	1 816 290	454 343	320 576
025 EGGS, BIRDS, YOLKS, ALBUMIN	1 152	164	113	676 IRON, STL, BAR, SHAPES ETC.	638 411	45 101	31 625
034 FISH, FRESH, CHILLED, FROZN	28	567	397	677 RAILWAY TRACK IRON, STEEL	3 780	852	599
037 FISH, ETC. PREPDR, PRSVD, NES	1	78	58	678 WIRE OF IRON OR STEEL	7 889	5 155	3 636
048 CEREAL PREPARATIONS	1 261	854	460	679 TUBES, PIPES, ETC. IRON, STL	90 193	14 198	9 940
057 FRUIT, NUTS EXCL. OIL NUTS	97	77	55	681 SILVER, PLATINUM, ETC.	71	1 726	1 205
058 FRUIT, PRESERVED, PREPARED	272	138	99	682 COPPER	50 976	34 330	24 012
059 FRUIT, VEGETABLE JUICES	489	339	231	683 NICKEL	2 064	5 393	3 773
				684 ALUMINIUM	118 671	55 362	38 882

7 IMPORTS AND EXPORTS (SPECIAL TRADE) BY COUNTRIES OF PRODUCTION AND CONSUMPTION AND BY GROUPS OF THE SITC-REV. III 1995

GROUP DESCRIPTION	DT = 100 KG	1 000 DM	1 000 \$	GROUP DESCRIPTION	DT = 100 KG	1 000 DM	1 000 \$
686 ZINC	2 671	1 091	753	058 FRUIT, PRESERVED, PREPARED	2 481	847	589
687 TIN	269	319	223	059 FRUIT, VEGETABLE JUICES	102	57	40
689 MISC. NON-FERR. BASE METAL	1 130	2 233	1 550	062 SUGAR CONFECTIONERY	155	215	152
691 METALLIC STRUCTURES NES	16 974	14 953	10 494	074 TEA AND MATE	285	196	138
692 CONTAINERS, STORAGE, TRNSP	3 210	2 815	1 963	075 SPICES	817	376	258
693 WIRE PRODUCTS EXCL. ELECT	1 279	2 896	2 028	098 EDIBLE PROD. PREPRTNS, NES	12 175	3 868	2 705
694 NAILS, SCREWS, NUTS, ETC.	4 043	5 512	3 826	112 ALCOHOLIC BEVERAGES	187	59	41
695 TOOLS	7 575	32 128	22 508	121 TOBACCO, UNMANUFACTURED	314	216	152
696 CUTLERY	335	3 024	2 122	222 OILSEED (SFT. FIX. VEG. OIL)	4 745	651	454
697 HOUSEHOLD EQUIPMENT, NES	2 310	3 932	2 734	223 OILSEED (OTH. FIX. VEG. OIL)	473	163	115
699 MANUFACT. BASE METAL, NES	42 601	48 457	33 863	248 WOOD, SIMPLY WORKED	414	955	672
700 CPL IND PLANT (84/85/87)	71 285	361 404	252 249	261 SILK	202	449	317
711 STEAM GENER. BOILERS, ETC.	2 930	2 994	2 042	263 COTTON	3 062	594	417
712 STEAM TURBINES	2 909	17 783	12 644	268 WOOL, OTHER ANIMAL HAIR	12	205	145
713 INTRNL COMBUS PSTN ENGIN	15 687	37 556	26 204	269 WORN CLOTHING, TEXTL. ARTL	882	51	34
714 ENGINES, MOTORS NON-ELECT	47	3 114	2 237	277 NATURAL ABRASIVES, NES	310	215	152
716 ROTATING ELECTRIC PLANT	7 642	21 888	15 289	278 OTHER CRUDE MINERALS	547	71	53
718 OTH. POWR. GENRTNG. MACHNRY	1 759	5 146	3 621	282 FERROUS WASTE AND SCRAP	4 458	717	497
721 AGRIC. MACHINES, EX. TRACTR	11 772	10 203	7 053	288 NON-FERROUS WASTE, SCRAP	2 523	1 819	1 292
722 TRACTORS	4 786	6 677	4 693	289 PREC. METAL DRES. CONCRTS	36	1 690	1 193
723 CIVIL ENGINEERING EQUIPT	69 184	93 765	65 024	291 CRUDE ANIMAL MATERLS, NES	947	1 020	703
724 TEXTILE, LEATHER MACHINES	66 945	272 876	190 990	292 CRUDE VEG. MATERIALS, NES	2 120	1 399	987
725 PAPER, PULP MILL MACHINES	9 572	37 991	26 491	334 PETROLEUM PRODUCTS	39	58	42
726 PRINTNG, BOOKBINDNG MACHS	10 451	41 640	29 171	411 FIXED VEG. FAT, OILS, SOFT	392	253	179
727 FOOD-PROCESS. MCH. NON DOM	3 311	21 276	14 968	512 ALCOHOL, PHENOL, ETC. DERIV	80	88	63
728 OTH. MACH. PTS, SPCL INDUST	54 746	231 397	161 534	513 CARBOXYLIC ACIDS, DERIVTS	425	280	199
731 METAL REMOVAL WORK TOOLS	10 216	31 529	21 895	514 NITROGEN-FUNCT. COMPOUNDS	780	421	280
733 MACH-TOOLS, METAL-WORKING	6 827	26 538	18 610	515 ORGANO-INORGANIC COMPNDS	1 232	2 353	1 569
735 PARTS, NES, FOR MACH-TOOLS	1 637	13 268	9 297	516 OTHER ORGANIC CHEMICALS	30	262	174
737 METALWORKING MACHNRY NES	21 182	50 439	35 247	522 INORGANIC CHEM. ELEMENTS	292	99	68
741 HEATING, COOLNG EQUIP, PART	52 726	145 367	100 923	523 METAL, SALTS, INORGAN. ACID	129	49	35
742 PUMPS FOR LIQUIDS, PARTS	9 376	48 803	34 098	524 OTHER CHEMICAL COMPOUNDS	200	93	65
743 PUMPS NES, CENTRIFUGS ETC	27 322	97 657	68 597	525 RADIO-ACTIVE MATERIALS	32	96	68
744 MECHANICAL HANDLING EQUIP	58 206	103 088	72 255	531 SYNTH. COLOURS, LAKES, ETC.	88	318	226
745 OTH. NONELEC MCH, TOOL, NES	18 596	63 595	44 269	532 DYEING, TANNING MATERIALS	1 080	606	419
746 BALL OR ROLLER BEARINGS	3 730	15 314	10 663	533 PIGMENTS, PAINTS, ETC.	90	87	57
747 TAPS, COCKS, VALVES, ETC.	14 959	49 000	34 371	541 MEDICINES, ETC. EXC. GRP542	1 017	2 779	1 961
748 TRANSMISSIONS SHAFTS ETC	9 883	31 692	22 218	542 MEDICAMENTS	5	82	59
749 NON-ELECT MACH. PARTS, ETC	4 842	25 112	17 546	553 PERFUMERY, COSMETICS, ETC.	182	444	304
751 OFFICE MACHINES	752	3 502	2 440	554 SOAP, CLEANERS, POLISH, ETC	128	106	74
752 AUTOMATC. DATA PROC. EQUIP	1 236	33 196	23 540	574 POLYACETAL, POLYCARBONATE	8 083	3 546	2 472
753 PARTS, FOR OFFICE MACHINS	873	21 761	15 195	575 OTH. PLASTIC, PRIMARY FORM	1 946	862	593
761 TELEVISION RECEIVERS ETC	13	82	56	579 PLASTIC WASTE, SCRAP ETC	61	70	50
762 RADIO-BROADCAST RECEIVER	243	6 302	4 385	581 PLASTIC TUBE, PIPE, HOSE	165	160	113
763 SOUND RECORDER, PHONOGRPH	174	1 065	741	582 PLASTIC PLATE, SHEETS, ETC	368	1 413	1 013
764 TELECOMM. EQUIP. PARTS NES	6 591	109 993	76 842	591 INSECTICIDES, ETC.	143	203	142
771 ELECT POWER MACHNY. PARTS	15 128	28 400	19 827	593 EXPLOSIVES, PYROTECHNICS	689	367	258
772 ELEC. SWITCH, RELAY, CIRCUIT	15 829	101 617	70 924	597 PREPRD ADDITIVES, LIQUIDS	32	101	72
773 ELECTR DISTRIB. EQPT NES	15 551	33 409	23 340	598 MISC. CHEMICAL PRODOTS, NES	10 617	1 174	827
774 ELECTRO-MEDCL. XRAY EQUIP	1 205	28 333	19 685	611 LEATHER	26	111	76
775 DOM. ELEC. NON-ELEC. EQUIPT	8 434	17 287	12 125	612 MANUFACT. LEATHER ETC. NES	33	117	81
776 TRANSISTORS, VALVES, ETC.	4 929	368 839	257 585	613 FURSKINS, TANNED, DRESSED	328	8 876	6 334
778 ELECTRIC MACH. APPART. NES	56 450	118 369	82 424	621 MATERIALS OF RUBBER	1 255	283	198
781 PASS. MOTOR VEHCLS. EX. BUS	418 719	1 134 527	786 510	625 RUBBER TYRES, TUBES, ETC.	361	439	309
782 GOODS, SPCL TRANSPORT VEH	15 280	19 060	13 359	629 ARTICLES OF RUBBER, NES	503	969	670
783 ROAD MOTOR VEHICLES NES	13 865	16 373	11 536	635 WOOD MANUFACTURES, NES	2 091	1 533	1 122
784 PARTS, TRACTORS, MOTOR VEH	136 513	230 623	161 446	641 PAPER AND PAPERBOARD	60	99	66
785 CYCLES, MOTORCYCLES ETC.	765	3 314	2 306	642 PAPER, PAPERBOARD, CUT ETC	4 336	4 553	3 168
786 TRAILERS, SEMI-TRAILER, ETC	29 451	16 613	11 573	651 TEXTILE YARN	443	662	462
791 RAILWAY VEHICLES, EQUIPNT	6 944	6 605	4 624	652 COTTON FABRICS, WOVEN	1 565	1 508	1 038
792 AIRCRAFT, ASSOCTD. EQUIPNT	344	2 154	1 507	653 FABRICS, MAN-MADE FIBRES	399	919	630
793 SHIP, BOAT, FLOAT, STRUCTRS	373	2 123	1 485	654 OTH. TEXTILE FABRIC, WOVEN	388	4 248	2 957
800 CPL IND PLANT CHAP 90/94	30	51	5 572	655 KNIT, CROCHET, FABRIC NES	90	223	149
811 PREFABRICATED BUILDINGS	4 800	3 543	2 481	656 TULLE, LACE, EMBROIDRY, ETC	42	489	341
812 PLUMBING, SANITRY, EQPT. ETC	1 800	5 412	3 748	657 SPECIAL YARN, TXTL. FABRIC	85	208	142
813 LIGHTING FIXTURES ETC. NES	19 028	18 852	13 202	658 TEXTILE ARTICLES NES	1 718	3 193	2 211
821 FURNITURE, CUSHIONS, ETC.	345	6 278	4 416	659 FLOOR COVERINGS, ETC.	744	196	138
831 TRUNK, SUIT-CASES, BAG, ETC	274	4 946	3 465	661 LIME, CEMENT, CONSTR. MATRL	2 338	375	260
841 MENS, BOYS CLOTHING, X-KNIT	823	25 310	17 604	663 MINERAL MANUFACTURES, NES	710	345	242
842 WOMEN, GIRL CLOTHING, XKNIT	36	547	380	664 GLASS	2 316	939	657
843 MENS, BOYS CLOTHING, KNIT	98	2 129	1 471	665 GLASSWARE	433	350	236
844 WOMEN, GIRLS CLOTHING, KNIT	397	7 348	5 101	666 POTTERY	1 607	802	553
845 OTHR. TEXTILE APPAREL, NES	248	2 333	1 627	667 PEARLS, PRECIOUS STONES	403	18 614	13 002
846 CLOTHING ACCESSRS, FABRIC	89	1 904	1 317	671 PIG IRON, SPIEGELEISN, ETC	216	84	57
848 CLOTHING, NONTXTL; HEADGEAR	466	3 769	2 625	679 TUBES, PIPES, ETC. IRON, STL	218	177	123
851 FOOTWEAR	311	12 228	8 589	681 SILVER, PLATINUM, ETC.	1 135	75	782
871 OPTICAL INSTRUMENTS, NES	1 040	23 408	16 392	682 COPPER	5 588	2 084	1 465
872 MEDICAL INSTRUMENTS NES	131	2 679	1 877	684 ALUMINIUM	130	115	82
873 METERS, COUNTERS, NES	5 909	121 467	84 972	685 LEAD	2 075	2 164	1 474
874 MEASURE, CONTROL INSTRMNT	740	9 831	5 479	687 TIN	1 136	408	275
881 PHOTOGRAPH APPAR. ETC. NES	7 856	9 491	6 650	689 MISC. NON-FERR. BASE METAL	73	109	74
882 PHOTO. CINEMATOPRPH. SUPPL	5	58	39	691 METALLIC STRUCTURES NES	222	227	159
883 CINE. FILM EXPOSD. DEVELPD	200	8 598	6 007	692 CONTAINERS, STORAGE, TRNSP	330	658	458
884 OPTICAL GOODS NES	524	5 257	3 683	693 WIRE PRODUCTS EXCL. ELECT	2 312	1 053	739
885 WATCHES AND CLOCKS	37	642	453	694 NAILS, SCREWS, NUTS, ETC.	1 224	1 488	1 041
891 ARMS AND AMMUNITION	4 422	7 948	5 555	695 TOOLS	7 078	16 506	11 594
892 PRINTED MATTER	15 519	20 496	14 349	696 CUTLERY	7 048	8 003	5 580
893 ARTICLES, NES, OF PLASTICS	20 699	38 197	26 805	697 HOUSEHOLD EQUIPMENT, NES	7 985	8 386	5 852
894 BABY CARRIAGE, TOYS, GAMES	3 864	13 177	9 223	699 MANUFACT. BASE METAL, NES	444	2 750	1 911
895 OFFICE, STATIONERY SUPPLS	2	664	464	713 INTRNL COMBUS PSTN ENGIN	259	33 320	23 417
896 WORKS OF ART, ANTIQUE ETC	42	6 406	4 469	714 ENGINES, MOTORS NON-ELECT	2 208	7 632	5 350
897 GOLD, SILVERWARE, JEWEL NES	3 819	16 331	11 824	716 ROTATING ELECTRIC PLANT	20	226	159
898 MUSICAL INSTRUMENTS, ETC.	853	7 451	5 210	718 OTH. POWR. GENRTNG. MACHNRY	176	307	210
899 MISC MANUFCTDR GOODS NES	2 498	4 352	3 032	723 CIVIL ENGINEERING EQUIPT	347	500	352
941 COMPL IND PLANT CHAPT 99		383	266	724 TEXTILE, LEATHER MACHINES	18	84	57
971 GOLD, NONMONTY EXCL DRES				725 PAPER, PULP MILL MACHINES	273	1 383	973
				726 PRINTNG, BOOKBINDNG MACHS	864	2 776	1 962
				728 OTH. MACH. PTS, SPCL INDUST	21	60	41
				735 PARTS, NES, FOR MACH-TOOLS	170	215	148
				737 METALWORKING MACHNRY NES	555	1 406	980
				741 HEATING, COOLNG EQUIP, PART	42	114	80
				742 PUMPS FOR LIQUIDS, PARTS	3 062	2 252	1 586
				743 PUMPS NES, CENTRIFUGS ETC	1 142	1 053	732
				744 MECHANICAL HANDLING EQUIP	3 761	13 985	9 789
				745 OTH. NONELEC MCH, TOOL, NES	387	537	373
				746 BALL OR ROLLER BEARINGS	130	2 097	1 462
				747 TAPS, COCKS, VALVES, ETC.	1 244	1 512	1 071
				748 TRANSMISSIONS SHAFTS ETC			
HONG KONG							
IMPORTS	890 812	3 667 721	2 553 970				
001 LIVE ANIMALS	16	191	135				
034 FISH, FRESH, CHILLED, FROZN	66	368	258				
035 FISH, DRIED, SALTED, SMOKED	8	56	39				
037 FISH ETC. PREPD, PRSVD, NES	88	63	46				
048 CEREAL PREPARATIONS	1 246	514	359				
054 VEGETABLES	1 573	344	243				
056 VEGETABLES, PRPD, PRSVD, NES	556	255	178				

7 IMPORTS AND EXPORTS (SPECIAL TRADE) BY COUNTRIES OF PRODUCTION AND CONSUMPTION AND BY GROUPS OF THE SITC-REV. III 1995

GROUP DESCRIPTION	DT = 100 KG	1 000 DM	1 000 \$	GROUP DESCRIPTION	DT = 100 KG	1 000 DM	1 000 \$
749 NON-ELECT MACH.PARTS,ETC	45	453	318	431 ANIMAL,VEG.FATS,OILS,NES	22 195	4 599	3 223
751 OFFICE MACHINES	18 044	75 824	52 913	511 HYDROCARBONS,NES,DERIVTS	21 039	3 095	2 167
752 AUTOMATC.DATA PROC.EQUIP	2 572	22 425	15 596	512 ALCOHOL,PHENOL,ETC.DERIV	88 248	20 833	14 631
759 PARTS,FOR OFFICE MACHINS	8 473	124 147	86 486	513 CARBOXYLIC ACIDS,DERIVTS	239 988	50 000	35 278
761 TELEVISION RECEIVERS ETC	6 075	13 332	9 325	514 NITROGEN-FUNCT.COMPOUNDS	101 548	37 843	26 553
762 RADIO-BROADCAST RECEIVER	7 780	19 719	13 848	515 ORGANO-INORGANIC COMPOUNDS	27 749	29 288	20 458
763 SOUND RECORDER,PHONOGRPH	1 228	5 511	3 851	516 OTHER ORGANIC CHEMICALS	22 856	11 453	8 023
764 TELECOMM.EQUIP.PARTS NES	12 659	46 146	32 308	522 INORGANIC CHEM.ELEMENTS	59 400	13 764	9 673
771 ELECT POWER MACHNY.PARTS	12 248	69 887	48 644	523 METAL.SALTS,INORGAN.ACID	55 030	12 606	8 828
772 ELEC.SWITCH.RELAY.CIRCUIT	6 642	59 087	41 116	524 OTHER CHEMICAL COMPOUNDS	526	62 011	43 314
773 ELECTR.DISTRIBT.EQPT NES	4 787	8 013	5 590	525 RADIO-ACTIVE MATERIALS	138	237	165
774 ELECTRO-MEDCL.XRAY EQUIP	23	503	347	531 SYNTH.COLOURS,LAKES,ETC.	69 267	171 763	120 134
775 DOM.ELEC.NON-ELEC.EQUIPT	6 886	9 895	6 903	532 DYEING,TANNING MATERIALS	53 953	10 438	7 319
776 TRANSISTORS,VALVES,ETC.	1 447	155 258	108 250	533 PIGMENTS, PAINTS, ETC.	93 305	85 474	59 723
778 ELECTRIC.MACH.APART.NES	15 848	91 964	64 306	541 MEDICINES,ETC.EXC.GRP542	11 363	59 765	41 756
782 GOODS,SPCL TRANSPORT VEH	580	300	205	542 MEDICAMENTS	14 579	77 305	53 923
784 PARTS,TRACTORS,MOTOR VEH	2 408	1 939	1 353	551 ESSNTL.OIL,PERFUME,FLAVR	3 471	7 617	5 367
785 CYCLES,MOTORCYCLES ETC.	1 894	2 426	1 684	553 PERFUMERY,COSMETICS,ETC.	17 066	28 188	19 705
786 TRAILERS,SEMI-TRAILR,ETC	4 454	434	298	554 SOAP,CLEANERS,POLISH,ETC	62 820	25 975	18 202
792 AIRCRAFT,ASSTOCTD.EQUIPNT	38	5 296	3 708	562 FERTILIZER,EXCEPT GRP272	2 207	229	161
793 SHIP,BOAT,FLOAT,STRUCTRS	286	195	134	571 POLYMERS OF ETHYLENE	255 180	30 015	21 030
813 LIGHTING FIXTURES ETC.NES	4 513	7 481	5 203	572 POLYMERS OF STYRENE	115 268	22 107	15 431
821 FURNITURE,CUSHIONS,ETC.	5 462	2 991	2 067	573 POLYMERS,VINYL CHLORIDE	77 491	15 845	11 072
831 TRUNK,SUIT-CASES,BAG,ETC	15 224	33 211	23 225	574 POLYACETAL,POLYCARBONATE	146 074	54 523	38 058
841 MENS,BOYS CLOTHNG,X-KNIT	167 674	500 414	347 778	575 OTH.PLASTIC,PRIMARY FORM	224 956	71 876	50 218
842 WOMEN,GIRL CLOTHNG,XKNIT	124 284	621 834	431 870	579 PLASTIC WASTE, SCRAP ETC	284 568	10 125	7 080
843 MENS,BOYS CLOTHING,KNIT	10 440	34 895	24 267	581 PLASTIC TUBE,PIPE,HOSE	2 582	5 285	3 687
844 WOMEN,GIRLS CLOTHING,KNIT	22 953	99 376	69 176	582 PLASTIC PLATE,SHEETS,ETC	65 188	50 844	35 574
845 OTHR.TEXTILE APPAREL,NES	115 775	583 377	405 235	583 MONOFILAMENT OF PLASTICS	6 495	1 589	1 118
846 CLOTHING ACCESSRS,FABRIC	6 304	16 010	11 185	591 INSECTICIDES, ETC.	1 436	1 784	1 260
848 CLOTHING,NONXTXL;HEADGEAR	4 376	14 151	9 866	592 STARCHES,INULIN,ETC.	330 942	27 893	19 460
851 FOOTWEAR	3 338	6 060	4 203	593 EXPLOSIVES,PYROTECHNICS	114	162	112
871 OPTICAL INSTRUMENTS,NES	1 329	16 182	11 297	597 PREPRO ADDITIVES,LIQUIDS	38 882	14 128	9 890
872 MEDICAL INSTRUMENTS NES	3 333	8 319	5 822	598 MISC.CHEMICAL PRODTS,NES	181 663	98 108	68 706
873 METERS,COUNTERS,NES	595	6 033	4 218	611 LEATHER	37 750	34 369	24 095
874 MEASURE,CONTROL INSTRMNT	830	11 988	8 367	612 MANUFACT. LEATHER ETC.NES	115	865	607
881 PHOTOGRAPH APPAR.ETC.NES	1 904	36 826	25 688	613 FURSKINS,TANNED,DRESSED	95	3 293	2 334
882 PHOTO.CINEMATOGRAPH,SUPPL	389	3 742	2 615	621 MATERIALS OF RUBBER	5 870	6 335	4 434
884 OPTICAL GOODS NES	616	16 399	11 430	625 RUBBER TYRES,TUBES,ETC.	8 957	7 929	5 548
885 WATCHES AND CLOCKS	16 328	357 790	249 899	629 ARTICLES OF RUBBER, NES	3 765	9 783	6 839
892 PRINTED MATTER	26 571	28 445	19 867	634 VENEERS,PLYWOOD,ETC.	37 210	6 669	4 652
893 ARTICLES,NES,OF PLASTICS	17 579	15 404	10 753	635 WOOD MANUFACTURES, NES	4 598	1 556	1 098
894 BABY CARRIAGE,TOYS,GAMES	30 724	71 011	49 175	641 PAPER AND PAPERBOARD	731 486	103 598	72 678
895 OFFICE,STATIONERY SUPPLS	2 299	1 859	1 302	642 PAPER,PAPERBOARD,CUT ETC	105 805	37 337	26 172
896 WORKS OF ART,ANTIQUE ETC	606	4 004	2 796	651 TEXTILE YARN	9 152	19 415	13 622
897 GOLD,SILVERWARE,JEWEL NES	1 484	81 210	56 643	652 COTTON FABRICS, WOVEN	7 073	23 663	16 624
898 MUSICAL INSTRUMENTS,ETC.	15 804	23 508	16 350	653 FABRICS,MAN-MADE FIBRES	9 757	36 839	25 752
899 MISC MANUFACTD GOODS NES	16 321	22 722	15 858	654 OTH.TEXTILE FABRIC,WOVEN	3 792	16 863	11 791
971 GOLD,NONMONTY EXCL DRES	3	2 844	1 964	655 KNIT.CROCHET,FABRIC NES	5 080	19 734	13 852
EXPORTS	7 049 881	5 773 259	4 038 350	656 TULLE,LACE,EMBROIDRY,ETC	983	6 251	4 387
001 LIVE ANIMALS	15	109	77	657 SPECIAL YARN,TXTL.FABRIC	24 718	56 246	39 371
011 BOVINE MEAT	490	144	102	658 TEXTILE ARTICLES NES	608	2 472	1 715
012 OTHER MEAT, MEAT OFFAL	66 078	10 922	7 611	659 FLOOR COVERINGS, ETC.	4 357	2 069	1 448
016 MEAT,ED.OFFL,DRY,SLT,SMK	111	162	112	661 LIME,CEMENT,CONSTR.MATRL	1 107	629	433
017 MEAT,OFFL,PRPD,PRSD,NES	1 829	1 639	1 143	662 CLAY,REFRCT.CONSTR.MATRL	44 789	6 985	4 873
022 MILK AND CREAM	9 412	2 175	1 112	663 MINERAL MANUFACTURES,NES	20 171	11 524	8 038
023 BUTTER,OTHER FAT OF MILK	180	51	1 518	664 GLASS	48 988	19 579	13 672
024 CHEESE AND CURD	831	725	33	665 GLASSWARE	18 265	21 939	15 370
025 EGGS,BIRDS,YOLKS,ALBUMIN	33 322	4 681	271	666 POTTERY	1 609	5 281	3 696
034 FISH,FRESH,CHILLED,FROZN	9	299	499	667 PEARLS,PRECIOUS STONES	164	79 202	55 602
037 FISH ETC.PRPD,PRSD,NES	86	671	271	671 PIG IRON, SPIEGELEISN,ETC	359	97	69
047 OTHER CEREAL MEAL,FLOURS	694	51	207	672 INGOTS ETC.IRON OR STEEL	6 338	1 912	1 337
048 CEREAL PREPARATIONS	4 322	2 888	36	673 FLAT-ROLLED IRON ETC.	149 930	13 159	9 319
054 VEGETABLES	1 252	940	674	674 FLAT-ROLLED PLATED IRON	32 315	4 260	2 985
056 VEGETABLES,PRPD,PRSD,NES	1 192	393	2 022	675 FLAT-ROLLED, ALLOY STEEL	265 958	87 252	61 096
057 FRUIT,NUTS EXCL.OIL NUTS	103	67	658	676 IRON,STL.BAR,SHAPES ETC.	497 955	34 085	23 646
058 FRUIT,PRESERVED,PREPARED	182	109	275	677 RAILWAY TRACK IRON,STEEL	4 860	856	593
059 FRUIT,VEGETABLE JUICES	3 472	674	46	678 WIRE OF IRON OR STEEL	4 530	1 720	1 208
061 SUGARS,MOLASSES,HONEY	44 137	2 379	72	679 TUBES,PIPES,ETC.IRON,STL	18 178	12 331	8 664
062 SUGAR CONFECTIONERY	24 284	8 810	477	681 SILVER,PLATINUM,ETC.	458	32 035	22 441
071 COFFEE,COFFEE SUBSTITUTE	2 637	2 654	1 672	682 COPPER	38 603	38 180	26 654
072 COCOA	72	51	6 133	683 NICKEL	2 693	8 877	6 242
073 CHOCOLATE,OTH.COCOA PREP	3 537	2 909	1 854	684 ALUMINIUM	52 189	28 655	20 101
075 SPICES	94	84	37	686 ZINC	3 267	1 332	922
081 ANIMAL FEED STUFF	8 942	5 545	2 022	687 TIN	17	63	44
091 MARGARINE AND SHORTENING	1 585	299	60	689 MISC.NON-FERR.BASE METAL	69	375	264
098 EDIBLE PROD.PREPRTS,NES	18 296	12 240	3 860	691 METALLIC STRUCTURES NES	30 961	31 247	21 856
111 NON-ALCOHOL.BEVERAGE,NES	1 843	347	213	692 CONTAINERS,STORAGE,TRNSP	4 346	4 529	3 175
112 ALCOHOLIC BEVERAGES	12 408	3 117	8 534	693 WIRE PRODUCTS EXCL.ELECT	7 425	4 936	3 458
122 TOBACCO, MANUFACTURED	13 725	37 088	2 242	694 NAILS,SCREWS,NUTS,ETC.	3 284	5 118	3 563
211 HIDES,SKINS(EX.FURS),RAW	26 914	12 247	2 177	695 TOOLS	11 155	52 065	36 430
212 FURSKINS, RAW	450	9 774	25 684	696 CUTLERY	1 365	8 231	5 760
232 SYNTHETIC RUBBER, ETC.	10 804	2 986	8 573	697 HOUSEHOLD EQUIPMENT,NES	2 524	4 411	3 071
246 WOOD IN CHIPS, PARTICLES	4 271	68	6 863	699 MANUFACTS.BASE METAL,NES	14 609	30 741	21 444
247 WOOD ROUGH,ROUGH SQUARED	2 340	1 175	2 097	700 CPL IND PLANT (84/85/87)	2 972	8 229	5 688
248 WOOD, SIMPLY WORKED	6 712	1 326	45	711 STEAM GENER. BOILERS,ETC.	2 971	3 923	2 764
251 PULP AND WASTE PAPER	21 147	605	124	712 STEAM TURBINES	11	188	133
261 SILK	241	463	926	713 INTRNL COMBUS PSTN ENGIN	8 747	41 834	29 285
263 COTTON	1 962	235	427	714 ENGINES,MOTORS NON-ELECT	63	1 680	1 211
266 SYNTHETIC FIBRES	12 998	3 879	308	716 ROTATING ELECTRIC PLANT	6 364	16 545	11 578
267 OTHER MAN-MADE FIBRES	9 546	4 958	161	718 OTH.POWR,GENRTNG,MACHNRY	912	4 751	3 325
268 WOOL, OTHER ANIMAL HAIR	1 157	1 513	2 664	721 AGRIC.MACHINES,EX.TRACTR	316	1 108	790
269 WORN CLOTHING,TEXTL.ARTL	13 956	1 984	3 494	722 TRACTORS	422	565	389
273 STONE, SAND AND GRAVEL	14 272	340	1 076	723 CIVIL ENGINEERING EQUIPT	46 537	81 407	57 096
274 SULPHUR,UNRSTD,IRON PYRS	4 174	209	298	724 TEXTILE,LEATHER MACHINES	22 713	152 984	107 186
277 NATURAL ABRASIVES, NES	93	1	238	725 PAPER,PULP MILL MACHINES	4 718	12 086	8 464
278 OTHER CRUDE MINERALS	56 849	2 014	147	726 PRINTNG,BOOKBINDNG MACHS	30 441	117 451	82 053
282 FERROUS WASTE AND SCRAP	2 391	147	64	727 FOOD-PROCESS.MCH.NON DOM	3 306	12 732	8 931
285 ALUMINIUM ORE,CONCTR.ETC	257	164	1 416	728 OTH.MACH.PTS,SPCL INDUST	24 835	102 305	71 655
288 NON-FERROUS WASTE,SCRAP	223 714	29 626	103	731 METAL REMOVAL WORK TOOLS	3 075	12 704	8 839
291 CRUDE ANIMAL MATERLS,NES	749	2 697	174	733 MACH-TOOLS,METAL-WORKING	1 359	6 973	4 837
292 CRUDE VEG.MATERIALS, NES	1 991	1 202	838	735 PARTS,NES,FOR MACH-TOOLS	554	5 272	3 705
322 BRIQUETTES,LIGNITE,PEAT	9 258	223	1 899	737 METALWORKING MACHNRY NES	1 834	8 698	6 123
334 PETROLEUM PRODUCTS	24 550	6 182	843	741 HEATNG,COOLNG EQUIP,PART	46 300	88 550	61 732
335 RESIDUAL PETROL,PRODUCTS	3 773	773	155	742 PUMPS FOR LIQUIDS,PARTS	12 896	46 800	32 660
421 FIXED VEG.FAT,OILS, SOFT	453 621	43 160	4 340	743 PUMPS NES,CENTRIFUGS ETC	15 263	53 976	37 714
			540	744 MECHANICAL HANDLING EQUIP	48 538	72 204	50 539
			30 348	745 OTH.NONELEC MCH,TOOL,NES	12 043	94 148	65 616

7 IMPORTS AND EXPORTS (SPECIAL TRADE) BY COUNTRIES OF PRODUCTION AND CONSUMPTION AND BY GROUPS OF THE SITC-REV. III 1995

GROUP DESCRIPTION	DT = 100 KG	1 000 DM	1 000 \$	GROUP DESCRIPTION	DT = 100 KG	1 000 DM	1 000 \$
746 BALL OR ROLLER BEARINGS	1 416	6 331	4 449	724 TEXTILE, LEATHER MACHINES	95	968	683
747 TAPS, COCKS, VALVES, ETC.	7 915	39 490	27 544	728 OTH. MACH. PTS, SPCL. INDUST	14	86	58
748 TRANSMISSIONS SHAFTS ETC	5 971	21 346	14 916	741 HEATING, COOLING EQUIP, PART	101	256	180
749 NON-ELECT. MACH. PARTS, ETC	2 043	25 553	17 901	742 PUMPS FOR LIQUIDS, PARTS	59	250	174
751 OFFICE MACHINES	2 815	9 415	6 589	743 PUMPS NES, CENTRIFUGS ETC	5	129	93
752 AUTOMATC. DATA PROC. EQUIP	1 859	24 866	17 405	744 MECHANICAL HANDLING EQUIP	2 429	4 264	2 929
759 PARTS, FOR OFFICE MACHINES	1 902	29 313	20 466	745 OTH. NONELEC. MCH. TOOL, NES	19	147	98
761 TELEVISION RECEIVERS ETC	43	368	253	747 TAPS, COCKS, VALVES, ETC.	1	388	270
762 RADIO-BROADCAST RECEIVER	302	1 838	1 287	748 TRANSMISSIONS SHAFTS ETC	2	57	40
763 SOUND RECORDER, PHONOGRPH	245	2 152	1 509	752 AUTOMATC. DATA PROC. EQUIP	4	109	77
764 TELECOMM. EQUIP. PARTS NES	10 009	270 859	189 832	764 TELECOMM. EQUIP. PARTS NES	15	551	385
771 ELECT. POWER MACHNY. PARTS	8 124	20 257	14 225	772 ELEC. SWITCH. RELAY. CIRCUIT	110	629	430
772 ELEC. SWITCH. RELAY. CIRCUIT	25 873	139 433	97 539	773 ELECT. DIST. IBLT. EQPT NES	10	49	36
773 ELECT. DIST. IBLT. EQPT NES	10 429	20 286	14 208	774 ELECTRO-MEDCL. XRAY EQUIP	151	993	661
774 ELECTRO-MEDCL. XRAY EQUIP	10 870	18 440	12 770	776 TRANSISTORS, VALVES, ETC.	1	204	142
775 DOM. ELEC. NON-ELEC. EQUIPT	11 153	34 872	24 985	778 ELECTRIC. MACH. APPART. NES	2	124	85
776 TRANSISTORS, VALVES, ETC.	10 380	150 136	105 222	781 PASS. MOTOR VEHCL. EX. BUS	758	2 006	1 416
778 ELECTRIC. MACH. APPART. NES	52 024	151 258	105 906	786 TRAILERS, SEMI-TRAILER, ETC	148	423	292
781 PASS. MOTOR VEHCL. EX. BUS	125 093	454 211	317 202	792 AIRCRAFT, ASSCOTD. EQUIPNT	467	77 975	55 046
782 GOODS, SPCL. TRANSP. VEH	12 838	16 216	11 413	821 FURNITURE, CUSHIONS, ETC.	55	149	106
783 ROAD MOTOR VEHICLES NES	9 281	11 488	7 973	841 MENS, BOYS CLOTHING, X-KNIT	28	925	644
784 PARTS, TRACTORS, MOTOR VEH	34 502	107 643	75 045	842 WOMEN, GIRL CLOTHING, X-KNIT	33	1 246	861
785 CYCLES, MOTORCYCLES ETC.	464	671	489	844 WOMEN, GIRLS CLOTHING. KNIT		47	32
786 TRAILERS, SEMI-TRAILER, ETC	2 800	2 323	1 602	845 OTHR. TEXTILE APPAREL, NES	5	383	262
791 RAILWAY VEHICLES. EQUIPNT	7 890	13 317	9 178	848 CLOTHING, NONXTL; HEADGEAR	4	81	55
792 AIRCRAFT, ASSCOTD. EQUIPNT	21	11 584	8 111	872 MEDICAL INSTRUMENTS NES		43	31
793 SHIP, BOAT, FLOAT, STRUCTRS	6	116	80	874 MEASURE, CONTROL INSTRMNT	15	862	600
811 PREFABRICATED BUILDINGS	555	382	270	891 ARMS AND AMMUNITION		52	35
812 PLUMBING, SANITRY, EQPT. ETC	2 938	3 560	2 495	892 PRINTED MATTER	32	150	107
813 LIGHTING FIXTURES ETC. NES	4 062	14 864	10 405	893 ARTICLES, NES, OF PLASTICS	43	92	65
821 FURNITURE, CUSHIONS, ETC.	20 878	22 330	15 620	895 OFFICE, STATIONERY SUPPLS	27	127	88
831 TRUNK, SUIT-CASES, BAG, ETC	1 242	18 592	13 003	898 MUSICAL INSTRUMENTS, ETC.	5	169	118
841 MENS, BOYS CLOTHING, X-KNIT	645	12 502	8 650	941 COMPL. IND. PLANT CHAPT 99	15	68	44
842 WOMEN, GIRL CLOTHING, X-KNIT	1 509	48 575	33 648				
843 MENS, BOYS CLOTHING. KNIT	159	1 130	785	AUSTRALIA			
844 WOMEN, GIRLS CLOTHING. KNIT	227	2 926	2 018	IMPORTS	71 785 099	1 719 562	1 199 700
845 OTHR. TEXTILE APPAREL, NES	824	13 632	9 456	001 LIVE ANIMALS	44	139	94
846 CLOTHING ACCESSRS, FABRIC	530	5 784	4 031	011 BOVINE MEAT	1 423	764	536
848 CLOTHING, NONXTL; HEADGEAR	702	5 153	3 600	012 OTHER MEAT, MEAT OFFAL	49 903	36 676	25 647
851 FOOTWEAR	3 370	12 993	9 135	022 MILK AND CREAM	1 680	355	249
871 OPTICAL INSTRUMENTS, NES	170	8 045	5 636	024 CHEESE AND CURD	3 563	986	691
872 MEDICAL INSTRUMENTS NES	1 134	30 313	21 252	034 FISH, FRESH, CHILLED, FROZEN	1 751	2 352	1 656
873 METERS, COUNTERS, NES	242	2 868	2 005	036 CRUSTACEANS, MOLLUSCS ETC	379	728	514
874 MEASURE, CONTROL INSTRMNT	4 871	102 881	72 029	037 FISH ETC. PREP. PRSVD. NES	84	59	41
881 PHOTOGRAPH APPAR. ETC. NES	1 896	27 008	18 817	042 RICE	15 140	509	356
882 PHOTO. CINEMATOGRPH. SUPPL	139 260	158 030	110 810	043 BARLEY, UNMILLED	40 949	904	634
884 OPTICAL GOODS NES	306	24 625	17 242	045 OTHER CEREALS, UNMILLED	1 821	82	57
885 WATCHES AND CLOCKS	2 658	183 188	128 215	054 VEGETABLES	168 810	18 645	13 198
891 ARMS AND AMMUNITION	16	280	194	057 FRUIT, NUTS EXCL. OIL NUTS	61 134	23 470	16 417
892 PRINTED MATTER	9 642	16 568	11 530	058 FRUIT, PRESERVED, PREPARED	37 506	16 940	11 826
893 ARTICLES, NES, OF PLASTICS	20 491	26 411	18 457	059 FRUIT, VEGETABLE JUICES	592	89	64
894 BABY CARRIAGE, TOYS, GAMES	5 530	10 945	7 620	061 SUGARS, MOLASSES, HONEY	14 451	2 189	1 521
895 OFFICE, STATIONERY SUPPLS	3 556	44 498	31 066	062 SUGAR CONFECTIONERY	1 446	1 046	735
896 WORKS OF ART, ANTIQUE ETC	80	16 171	11 366	073 CHOCOLATE, OTH. COCOA PREP	277	50	36
897 GOLD, SILVERWARE, JEWEL NES	160	28 959	20 218	075 SPICES	1 283	46	33
898 MUSICAL INSTRUMENTS, ETC.	10 290	29 515	20 645	081 ANIMAL FEED STUFF	135 585	3 862	2 669
899 MISC. MANUFACTURED GOODS NES	6 693	27 372	19 143	098 EDIBLE PROD. PREPRTNS, NES	482	335	238
971 GOLD, NONMONTARY EXCL. DRES	8	13 318	9 377	112 ALCOHOLIC BEVERAGES	22 529	9 666	6 736
MACAO				122 TOBACCO, MANUFACTURED	48	46	31
IMPORTS	121 734	337 235	234 773	211 HIDES, SKINS (EX. FURS), RAW	42 117	11 921	8 310
541 MEDICINES, ETC. EXC. GRP542	5	126	88	212 FURSKINS, RAW	26	103	72
612 MANUFACT. LEATHER ETC. NES	149	325	226	222 OILSEED (SFT. FIX. VEG. OIL)	3 597	212	149
625 RUBBER TYRES, TUBES, ETC.	77	52	37	223 OILSEED (OTH. FIX. VEG. OIL)	7 171	1 249	888
656 TULLE, LACE, EMBROIDRY, ETC	78	218	155	231 NATURAL RUBBER, ETC.	960	208	146
658 TEXTILE ARTICLES NES	159	555	394	245 FUEL WOOD, WOOD CHARCOAL	7 709	550	392
759 PARTS, FOR OFFICE MACHINES	16	59	41	248 WOOD, SIMPLY WORKED	216	133	92
771 ELECT. POWER MACHNY. PARTS		48	34	263 COTTON	9 463	2 833	1 987
772 ELEC. SWITCH. RELAY. CIRCUIT		46	31	268 WOOD, OTHER ANIMAL HAIR	512 070	440 848	306 865
778 ELECTRIC. MACH. APPART. NES		253	178	273 STONE, SAND AND GRAVEL	12 247	482	341
813 LIGHTING FIXTURES ETC. NES	652	1 492	1 052	277 NATURAL ABRASIVES, NES	13 002	1 290	906
841 MENS, BOYS CLOTHING, X-KNIT	26 812	68 179	47 514	278 OTHER CRUDE MINERALS	278 435	19 802	13 788
842 WOMEN, GIRL CLOTHING, X-KNIT	24 015	71 881	50 122	281 IRON ORE, CONCENTRATES	53 585 340	222 682	155 815
843 MENS, BOYS CLOTHING. KNIT	3 341	11 497	7 955	282 FERROUS WASTE AND SCRAP	1 556	160	113
844 WOMEN, GIRLS CLOTHING. KNIT	4 059	15 954	11 086	283 COPPER ORES, CONCENTRATES	159 010	23 603	16 427
845 OTHR. TEXTILE APPAREL, NES	21 911	107 206	74 674	285 ALUMINIUM ORE, CONCTR. ETC	3 793 913	23 413	15 903
846 CLOTHING ACCESSRS, FABRIC	158	624	432	287 ORE, CONCENTR. BASE METALS	1 489 966	73 158	51 124
848 CLOTHING, NONXTL; HEADGEAR	98	502	350	288 NON-FERROUS WASTE, SCRAP	4 902	1 441	1 003
851 FOOTWEAR	15 578	31 138	21 598	289 PREC. METAL ORES, CONCTR. TS	20	7 163	4 841
894 BABY CARRIAGE, TOYS, GAMES	12 156	14 130	9 891	291 CRUDE ANIMAL MATERLS. NES	49 512	17 319	12 098
895 OFFICE, STATIONERY SUPPLS	16	54	39	292 CRUDE VEG. MATERIALS, NES	198 051	10 027	6 960
896 WORKS OF ART, ANTIQUE ETC	54	150	107	321 COAL, NOT AGGLOMERATED	9 387 919	84 894	58 935
898 MUSICAL INSTRUMENTS, ETC.	7 759	9 396	6 417	322 BRIQUETTES, LIGNITE, PEAT	956 265	11 017	7 632
899 MISC. MANUFACTURED GOODS NES	4 559	3 134	2 200	325 COKE, SEMI-COKE, RET. CARBN	7 997	242	164
EXPORTS	12 629	106 131	74 621	411 ANIMAL OILS AND FATS	769	62	40
098 EDIBLE PROD. PREPRTNS, NES	74	111	81	422 FIXED VEG. FAT, OILS, OTHER	450	228	158
248 WOOD, SIMPLY WORKED	634	67	46	431 ANIMAL, VEG. FATS, OILS, NES	9 645	547	378
516 OTHER ORGANIC CHEMICALS	2	280	197	512 ALCOHOL, PHENOL, ETC. DERIV	22	117	83
542 MEDICAMENTS	30	203	142	513 CARBOXYLIC ACIDS, DERIVTS	1 001	529	349
582 PLASTIC PLATE, SHEETS, ETC	1 369	1 372	946	514 NITROGEN-FUNCT. COMPOUNDS	26	49	34
591 INSECTICIDES, ETC.	182	139	90	516 OTHER ORGANIC CHEMICALS	54	69	46
598 MISC. CHEMICAL PRODS. NES	1 508	129	90	522 INORGANIC CHEM. ELEMENTS	167 012	15 798	11 137
641 PAPER AND PAPERBOARD	874	171	119	524 OTHER CHEMICAL COMPOUNDS	123	131	93
651 TEXTILE YARN	236	857	612	525 RADIO-ACTIVE MATERIALS		303	212
653 FABRICS, MAN-MADE FIBRES	9	42	30	532 DYEING, TANNING MATERIALS	96	2 804	1 938
655 KNIT, CROCHET, FABRIC NES	53	257	180	533 PIGMENTS, PAINTS, ETC.	1 131	443	309
682 COPPER	474	312	220	541 MEDICINES, ETC. EXC. GRP542	138	8 031	5 641
691 METALLIC STRUCTURES NES	763	1 163	775	542 MEDICAMENTS	224	4 628	3 214
697 HOUSEHOLD EQUIPMENT, NES	27	46	33	551 ESSNTL. OIL, PERFUME, FLAVR	410	2 762	1 941
699 MANUFACT. BASE METAL, NES	180	260	176	553 PERFUMERY, COSMETICS, ETC.	122	249	169
700 CPL. IND. PLANT (84/85/87)	605	4 937	3 496	554 SOAP, CLEANERS, POLISH, ETC	25	73	52
716 ROTATING ELECTRIC PLANT	56	188	128	575 OTH. PLASTIC, PRIMARY FORM	205	130	90
718 OTH. POWR. GENRTNG. MACHNRY		84	60	581 PLASTIC TUBE, PIPE, HOSE	51	141	97
723 CIVIL ENGINEERING EQUIPT	58	253	175	582 PLASTIC PLATE, SHEETS, ETC	1 80	71	48
				583 MONOFILAMENT OF PLASTICS	55	77	54
				591 INSECTICIDES, ETC.	2 252	774	530
				592 STARCHES, INULIN, ETC.	7 445	4 928	3 383

7 IMPORTS AND EXPORTS (SPECIAL TRADE) BY COUNTRIES OF PRODUCTION AND CONSUMPTION AND BY GROUPS OF THE SITC-REV. III 1995

GROUP DESCRIPTION	DT = 100 KG	1 000 DM	1 000 \$	GROUP DESCRIPTION	DT = 100 KG	1 000 DM	1 000 \$
598 MISC.CHEMICAL PRODS.NES	5 945	3 727	2 579	899 MISC MANUFCTRD GOODS NES	491	12 836	8 961
611 LEATHER	166	1 850	1 156	961 COIN NONGOLD NONCURRENT	95	7 938	5 508
612 MANUFACT. LEATHER ETC.NES	155	852	601	971 GOLD, NONMONTY EXCL ORES	5	5 889	4 195
613 FURSKINS, TANNED, DRESSED	507	1 449	1 017	972 MONETARY GOLD, GOLD COINS	8	20 795	14 501
621 MATERIALS OF RUBBER	63	166	113				
625 RUBBER TYRES, TUBES, ETC.	3 591	2 154	1 514	EXPORTS	4 499 778	5 251 321	3 674 170
629 ARTICLES OF RUBBER, NES	296	609	426				
635 WOOD MANUFACTURES, NES	1 847	526	369	017 MEAT, OFFL. PRPD, PRSVD, NES	60	116	79
641 PAPER AND PAPERBOARD	591	312	216	024 CHEESE AND CURD	9 751	8 265	5 793
642 PAPER, PAPERBOARD, CUT ETC	326	176	124	034 FISH, FRESH, CHILLED, FROZN	674	157	107
651 TEXTILE YARN	2 600	937	661	037 FISH ETC. PREPD, PRSVD, NES	4 185	2 785	1 949
652 COTTON FABRICS, WOVEN	56	75	52	046 MEAL, FLOUR OF WHEAT, MSLN	40 956	1 263	875
654 OTH. TEXTILE FABRIC, WOVEN	340	106	70	048 CEREAL PREPARATIONS	7 142	3 219	2 239
658 TEXTILE ARTICLES NES	244	520	365	056 VEGETABLES, PRPD, PRSVD, NES	3 506	1 700	1 184
659 FLOOR COVERINGS, ETC.	29	45	32	057 FRUIT, NUTS EXCL. OIL NUTS	616	256	180
661 LIME, CEMENT, CONSTR. MATRL	79	52	34	058 FRUIT, PRESERVED, PREPARED	682	324	228
663 MINERAL MANUFACTURES, NES	1 190	1 491	1 040	059 FRUIT, VEGETABLE JUICES	8 577	1 982	1 334
664 GLASS	2 327	2 517	1 744	061 SUGARS, MOLASSES, HONEY	13 055	987	686
665 GLASSWARE	60	860	592	062 SUGAR CONFECTIONERY	5 250	2 488	1 733
666 POTTERY	35	65	44	071 COFFEE, COFFEE SUBSTITUTE	6 584	7 217	5 048
667 PEARLS, PRECIOUS STONES	113	7 420	5 170	072 COCOA	641	236	158
671 PIG IRON, SPIEGELEISN, ETC	2 055	2 967	2 089	073 CHOCOLATE, OTH. COCOA PREP	8 456	5 746	3 995
673 FLAT-ROLLED IRON ETC.	14 573	1 372	968	074 TEA AND MATE	337	297	210
676 IRON, STL. BAR, SHAPES ETC.	1 005	131	91	075 SPICES	432	555	383
679 TUBES, PIPES, ETC. IRON, STL	111	104	73	081 ANIMAL FEED STUFF	1 710	791	557
682 COPPER	193 813	82 794	58 116	091 MARGARINE AND SHORTENING	250	108	77
683 NICKEL	103 806	121 309	84 923	098 EDIBLE PROD. PREPRTNS, NES	10 436	5 339	3 739
684 ALUMINIUM	3 130	1 188	837	111 NON-ALCOHOL. BEVERAGE, NES	354	52	35
685 LEAD	60 009	6 353	4 559	112 ALCOHOLIC BEVERAGES	11 856	3 900	2 721
689 MISC. NON-FERR. BASE METAL	626	158	110	122 TOBACCO, MANUFACTURED	152	875	609
691 METALLIC STRUCTURES NES	695	405	284	232 SYNTHETIC RUBBER, ETC.	8 517	2 174	1 510
692 CONTAINERS, STORAGE, TRNSP	91	44	30	248 WOOD, SIMPLY WORKED	1 062	247	171
694 NAILS, SCREWS, NUTS, ETC.	149	187	129	251 PULP AND WASTE PAPER	5 242	1 246	870
695 TOOLS	1 763	1 994	1 395	266 SYNTHETIC FBRES	10 635	4 295	3 006
697 HOUSEHOLD EQUIPMENT, NES	758	397	281	267 OTHER MAN-MADE FIBRES	8 983	3 597	2 525
699 MANUFACTS. BASE METAL, NES	13 769	11 053	7 691	269 WORN CLOTHING, TEXTL. ARTL	236	77	53
713 INTRNL COMBUS PSTN ENGIN	12 485	21 116	14 727	272 FERTILIZERS, CRUDE	1 091	57	40
714 ENGINES, MOTORS NON-ELECT	64	8 421	5 768	273 STONE, SAND AND GRAVEL	13 546	2 141	1 511
716 ROTATING ELECTRIC PLANT	87	340	232	278 OTHER CRUDE MINERALS	99 342	2 256	1 572
718 OTH. POWR. GENRTNG. MACHNRY	80	255	177	285 ALUMINIUM ORE, CONCTR. ETC	2 698	626	436
721 AGRIC. MACHINES, EX. TRACTR	2 873	2 869	2 003	291 CRUDE ANIMAL MATERLS. NES	69	379	265
723 CIVIL ENGINEERING EQUIPT	777	977	691	292 CRUDE VEG. MATERIALS, NES	4 768	5 066	3 516
724 TEXTILE, LEATHER MACHINES	10	167	114	322 BRIQUETTES, LIGNITE, PEAT	33 681	7 351	511
725 PAPER, PULP MILL MACHINES	530	331	229	334 PETROLEUM PRODUCTS	38 694	4 693	3 266
726 PRINTNG, BOOKBINDNG MACHS	176	424	257	335 RESIDUAL PETROL. PRODUCTS	3 491	478	328
727 FOOD-PROCESS. MCH. NON DOM	104	283	194	421 FIXED VEG. FAT, OILS, SOFT	142	81	57
728 OTH. MACH. PTS, SPLC INDUST	432	2 463	1 724	422 FIXED VEG. FAT, OILS, OTHER	456	230	163
731 METAL REMOVAL WORK TOOLS	519	2 874	1 933	431 ANIMAL, VEG. FATS, OILS, NES	2 724	829	581
733 MACH-TOOLS, METAL-WORKING	220	113	80	511 HYDROCARBONS, NES, DERIVTS	18 460	2 697	1 875
735 PARTS, NES, FOR MACH-TOOLS	44	348	244	512 ALCOHOL, PHENOL, ETC. DERIV	99 160	21 244	14 776
737 METALWORKING MACHNRY NES	70	276	189	513 CARBOXYLIC ACIDS, DERIVTS	62 185	26 169	17 957
741 HEATNG, COOLNG EQUIP. PART	567	955	676	514 NITROGEN-FUNCT. COMPOUNDS	31 107	13 482	9 437
742 PUMPS FOR LIQUIDS, PARTS	958	3 773	2 638	515 ORGANO-INORGANIC COMPNDS	17 148	37 371	26 133
743 PUMPS NES, CENTRIFUGS ETC	1 066	5 020	3 491	516 OTHER ORGANIC CHEMICALS	8 003	9 520	6 662
744 MECHANICAL HANDLING EQUIP	206	352	251	522 INORGANIC CHEM. ELEMENTS	56 226	17 872	12 421
745 OTH. NONELEC MCH, TOOL, NES	691	2 084	1 454	523 METAL, SALTS, INORGAN. ACID	124 847	21 309	14 908
746 BALL OR ROLLER BEARINGS	1 989	4 001	2 782	524 OTHER CHEMICAL COMPOUNDS	566	784	544
747 TAPS, COCKS, VALVES, ETC.	211	851	600	525 RADIO-ACTIVE MATERIALS		261	180
748 TRANSMISSIONS SHAFTS ETC	9 621	3 035	2 119	531 SYNTH. COLOURS, LAKES, ETC.	29 633	36 638	25 610
749 NON-ELECT MACH. PARTS, ETC	81	746	522	532 DYEING, TANNING MATERIALS	3 960	1 586	1 107
752 AUTOMATC. DATA PROC. EQUIP	348	4 989	3 462	533 PIGMENTS, PAINTS, ETC.	44 028	41 310	28 855
759 PARTS, FOR OFFICE MACHINS	170	4 770	3 346	541 MEDICINES, ETC. EXC. GRP542	7 476	70 934	49 428
763 SOUND RECORDER, PHONOGRPH	21	83	56	542 MEDICAMENTS	7 227	121 869	85 052
764 TELECOMM. EQUIP. PARTS NES	617	17 742	12 233	551 ESSNTL. OIL, PERFUME, FLAVR	1 849	5 536	3 865
771 ELECT POWER MACHNRY, PARTS	836	1 488	1 033	553 PERFUMERY, COSMETICS, ETC.	6 036	13 886	9 769
772 ELEC. SWITCH, RELAY, CIRCUIT	1 938	31 956	22 391	554 SOAP, CLEANERS, POLISH, ETC	50 251	21 102	14 734
773 ELECTR. DISTRIB. EQPT NES	145	458	317	562 FERTILIZER, EXCEPT GRP272	169 272	5 233	3 675
774 ELECTRO-MEDCL. XRAY EQUIPT	45	544	380	571 POLYMERS OF ETHYLENE	26 209	4 843	3 396
775 DOM. ELEC. NON-ELEC. EQUIPT	32	171	119	572 POLYMERS OF STYRENE	26 313	5 462	3 811
776 TRANSISTORS, VALVES, ETC.	484	4 410	3 089	573 POLYMERS, VINYL CHLORIDE	12 441	3 264	2 263
778 ELECTRIC. MACH. APPART. NES	410	8 734	6 067	574 POLYACETAL, POLYCARBONATE	43 128	18 512	12 918
781 PASS. MOTOR VEHCLS. EX. BUS	4 636	9 038	6 332	575 OTH. PLASTIC, PRIMARY FORM	113 100	52 393	36 501
782 GOODS, SPLC TRANSPORT VEH	90	49	34	581 PLASTIC TUBE, PIPE, HOSE	4 274	11 509	8 043
783 ROAD MOTOR VEHICLES NES	121	105	74	582 PLASTIC PLATE, SHEETS, ETC	55 469	37 000	25 833
784 PARTS, TRACTORS, MOTOR VEH	12 495	8 067	5 662	583 MONOFILAMENT OF PLASTICS	1 723	1 885	1 314
785 CYCLES, MOTORCYCLES ETC.	254	719	506	591 INSECTICIDES, ETC.	13 016	14 273	9 995
786 TRAILERS, SEMI-TRAILR, ETC	469	249	173	592 STARCHES, INULIN, ETC.	59 035	14 557	10 159
791 RAILWAY VEHICLES, EQUIPNT	99	106	72	593 EXPLOSIVES, PYROTECHNICS	134	581	409
792 AIRCRAFT, ASSOCTD. EQUIPNT	125	1 663	1 168	597 PREPRD ADDITIVES, LIQUIDS	28 617	10 871	7 617
793 SHIP, BOAT, FLOAT, STRUCTRS	107	362	258	598 MISC. CHEMICAL PRODS. NES	74 767	7 018	32 578
811 PREFABRICATED BUILDINGS	12 137	5 232	3 636	600 CPL IND PLANT CHAP 69-78	1 285	7 597	4 988
813 LIGHTING FIXTURES ETC. NES	58	177	120	611 LEATHER	967	1 112	780
821 FURNITURE, CUSHIONS, ETC.	760	556	395	612 MANUFACT. LEATHER ETC. NES	33	323	229
831 TRUNK, SUIT-CASES, BAG, ETC	12	94	59	621 MATERIALS OF RUBBER	8 427	8 655	6 035
841 MENS, BOYS CLOTHING, X-KNIT	904	2 753	1 928	625 RUBBER TYRES, TUBES, ETC.	21 493	13 460	9 452
842 WOMEN, GIRL CLOTHING, X-KNIT	311	1 259	874	629 ARTICLES OF RUBBER, NES	7 321	19 221	13 424
843 MENS, BOYS CLOTHING, KNIT	21	313	220	633 CORK MANUFACTURES	106	542	379
844 WOMEN, GIRLS CLOTHING, KNIT	5	103	68	634 VENEERS, PLWOOD, ETC.	9 199	4 756	3 314
845 OTHR. TEXTILE APPAREL, NES	298	3 364	2 351	635 WOOD MANUFACTURES, NES	970	775	544
846 CLOTHING ACCESSRS, FABRIC	108	191	131	641 PAPER AND PAPERBOARD	781 557	165 756	115 738
848 CLOTHING, NONTEXTL; HEADGEAR	394	1 779	1 241	642 PAPER, PAPERBOARD, CUT ETC	89 819	31 528	21 925
851 FOOTWEAR	54	252	177	651 TEXTILE YARN	28 173	29 712	21 015
871 OPTICAL INSTRUMENTS, NES	38	2 395	1 636	652 COTTON FABRICS, WOVEN	1 007	3 692	2 572
872 MEDICAL INSTRUMENTS NES	245	7 257	5 071	653 FABRICS, MAN-MADE FIBRES	2 835	14 628	10 236
873 METERS, COUNTERS, NES	3 087	26 122	18 265	654 OTH. TEXTILE FABRIC, WOVEN	788	5 100	3 568
874 MEASURE, CONTROL INSTRMNT	455	11 339	7 916	655 KNIT, CROCHET, FABRIC NES	1 335	2 843	1 975
881 PHOTOGRAPH APPAR. ETC. NES	178	1 317	908	656 TULLE, LACE, EMBROIDRY, ETC	353	1 442	1 012
882 PHOTO. CINEMATOGRPH, SUPPL	142	801	565	657 SPECIAL YARN, TEXTL. FABRIC	10 499	23 827	16 669
884 OPTICAL GOODS NES	185	3 342	2 328	658 TEXTILE ARTICLES NES	753	2 314	1 613
885 WATCHES AND CLOCKS	343	3 287	2 289	659 FLOOR COVERINGS, ETC.	890	1 677	1 172
891 ARMS AND AMMUNITION	23	69	49	661 LIME, CEMENT, CONSTR. MATRL	3 031	239	169
892 PRINTED MATTER	746	1 319	921	662 CLAY, REFRCT. CONSTR. MATRL	72 327	14 267	9 959
893 ARTICLES, NES, OF PLASTICS	1 091	1 930	1 348	663 MINERAL MANUFACTURES, NES	30 107	21 037	14 708
894 BABY CARRIAGE, TOYS, GAMES	2 389	5 560	3 932	664 GLASS	70 828	13 253	9 240
895 OFFICE, STATIONERY, SUPPLS	95	141	97	665 GLASSWARE	18 797	17 347	12 108
896 WORKS OF ART, ANTIQUE ETC	40	1 685	1 172	666 POTTERY	2 651	6 063	4 265
897 GOLD, SILVERWARE, JEWEL NES		210	144	667 PEARLS, PRECIOUS STONES	1	2 524	1 740
898 MUSICAL INSTRUMENTS, ETC.	278	3 515	2 460	671 PIG IRON, SPIEGELEISN, ETC	11 416	3 338	2 349

7 IMPORTS AND EXPORTS (SPECIAL TRADE) BY COUNTRIES OF PRODUCTION AND CONSUMPTION AND BY GROUPS OF THE SITC-REV. III 1995

GROUP DESCRIPTION	DT = 100 KG	1 000 DM	1 000 \$	GROUP DESCRIPTION	DT = 100 KG	1 000 DM	1 000 \$
672 INGOTS ETC. IRON OR STEEL	2 756	648	461	PAPUA NEW G			
673 FLAT-ROLLED IRON ETC.	11 745	2 024	1 417	IMPORTS	2 232 257	464 511	325 974
674 FLAT-ROLLED PLATED IRON	8 266	1 855	1 301				
675 FLAT-ROLLED, ALLOY STEEL	213 288	58 826	41 442	071 COFFEE, COFFEE SUBSTITUTE	405 636	220 556	153 520
676 IRON, STL, BAR, SHAPES ETC.	20 606	6 913	4 828	072 COCOA	38 920	8 652	6 078
677 RAILWAY TRACK IRON, STEEL	383	240	165	074 TEA AND MATE	1 666	595	419
678 WIRE OF IRON OR STEEL	4 226	1 127	786	075 SPICES	282	138	98
679 TUBES, PIPES, ETC. IRON, STL	61 434	16 305	11 421	223 OILSEED(OTH.FIX.VEG.OIL)	215 264	14 039	9 740
681 SILVER, PLATINUM, ETC.	83	2 718	1 906	231 NATURAL RUBBER, ETC.	21 926	4 802	3 339
682 COPPER	24 740	21 323	14 929	248 WOOD, SIMPLY WORKED	1 093	105	73
683 NICKEL	1 704	3 919	2 753	283 COPPER ORES, CONCENTRATES	1 457 050	206 753	146 467
684 ALUMINIUM	35 081	28 750	20 071	422 FIXED VEG. FAT, OILS, OTHER	89 779	8 353	5 878
685 LEAD	2 050	284	196	634 WOOD, PLYWOOD, ETC.	333	81	56
686 ZINC	2 645	911	645	896 WORKS OF ART, ANTIQUE ETC		68	48
689 MISC. NON-FERR. BASE METAL	16 431	6 040	4 242	EXPORTS	49 738	26 275	18 566
691 METALLIC STRUCTURES NES	7 474	9 231	6 477				
692 CONTAINERS, STORAGE, TRNSP	3 707	2 782	1 946	071 COFFEE, COFFEE SUBSTITUTE	43	44	32
693 WIRE PRODUCTS EXCL. ELECT	4 503	2 720	1 890	278 OTHER CRUDE MINERALS	25 010	653	451
694 NAILS, SCREWS, NUTS, ETC.	6 926	9 216	6 430	334 PETROLEUM PRODUCTS	927	57	40
695 TOL	7 032	34 698	24 272	522 INORGANIC CHEM. ELEMENTS	770	50	35
696 CUTLERY	1 153	7 911	5 525	523 METAL. SALTS, INORGAN. ACID	582	98	67
697 HOUSEHOLD EQUIPMENT, NES	3 825	6 856	4 801	542 MEDICAMENTS	51	397	282
699 MANUFACT. BASE METAL, NES	57 344	75 093	52 444	581 PLASTIC TUBE, PIPE, HOSE	51	360	246
700 CPL IND PLANT (84/85/87)	4 212	34 869	24 722	582 PLASTIC PLATE, SHEETS, ETC	85	61	41
711 STEAM GENER. BOILERS, ETC.	200	424	298	592 STARCHES, INULIN, ETC.	300	45	30
712 STEAM TURBINES	53	1 601	1 126	621 MATERIALS OF RUBBER	45	199	137
713 INTRNL COMBUS PSTN ENGIN	30 282	115 338	80 818	629 ARTICLES OF RUBBER, NES	24	162	111
714 ENGINES, MOTORS NON-ELECT	55	5 670	3 924	641 PAPER AND PAPERBOARD	5 347	870	606
716 ROTATING ELECTRIC PLANT	14 132	37 522	26 293	642 PAPER, PAPERBOARD, CUT ETC	304	114	81
718 OTH. POWER GENRTNG. MACHNRY	2 382	9 818	6 861	691 METALLIC STRUCTURES NES	1 809	314	215
721 AGRIC. MACHINES, EX. TRACTR	14 665	19 416	13 627	694 NAILS, SCREWS, NUTS, ETC.	13	50	34
722 TRACTORS	56 605	61 606	43 089	695 TOOLS	71	171	122
723 CIVIL ENGINEERING EQUIPT	58 032	80 469	56 296	699 MANUFACT. BASE METAL, NES	54	120	81
724 TEXTILE, LEATHER MACHINES	14 151	57 297	39 853	713 INTRNL COMBUS PSTN ENGIN	22	150	104
725 PAPER, PULP MILL MACHINES	12 925	48 632	34 304	718 OTH. POWER GENRTNG. MACHNRY	12	145	100
726 PRINTNG, BOOKBINDNG MACHS	60 940	298 355	210 830	723 CIVIL ENGINEERING EQUIPT	5 287	7 617	5 468
727 FOOD-PROCESS. MCH. NON DOM	2 574	13 686	9 559	726 PRINTNG, BOOKBINDNG MACHS	13	141	101
728 OTH. MACH. PTS, SPCL INDUST	78 719	151 199	106 270	727 FOOD-PROCESS. MCH. NON DOM	113	572	409
731 METAL REMOVAL WORK TOOLS	5 502	22 581	15 831	728 OTH. MACH. PTS, SPCL INDUST	676	665	455
733 MACH-TOOLS, METAL-WORKING	5 242	19 107	13 602	735 PARTS, NES, FOR MACH-TOOLS		49	33
735 PARTS, NES, FOR MACH-TOOLS	1 229	9 810	6 736	741 HEATING, COOLNG EQUIP, PART	1 354	3 715	2 671
737 METALWORKING MACHNRY NES	3 340	14 373	10 023	742 PUMPS FOR LIQUIDS, PARTS	40	428	304
741 HEATING, COOLNG EQUIP, PART	5 652	30 455	21 382	743 PUMPS NES, CENTRIFUGS ETC	78	255	175
742 PUMPS FOR LIQUIDS, PARTS	11 701	54 218	37 916	745 OTH. NONELEC MCH. TOOL, NES	358	3 072	2 162
743 PUMPS NES, CENTRIFUGS ETC	27 469	92 354	64 806	747 TAPS, COCKS, VALVES, ETC.	8	98	68
744 MECHANICAL HANDLING EQUIP	56 686	79 017	55 412	748 TRANSMISSIONS SHAFTS ETC	41	208	148
745 OTH. NONELEC MCH. TOOL, NES	24 324	130 984	91 211	749 NON-ELECT MACH. PARTS, ETC	558	584	403
746 BALL OR ROLLER BEARINGS	10 735	30 465	21 285	764 TELECOMM. EQUIP. PARTS NES	51	620	438
747 TAPS, COCKS, VALVES, ETC.	10 770	56 822	39 742	771 ELECT POWER MACHNRY, PARTS	24	63	43
748 TRANSMISSIONS SHAFTS ETC	23 173	57 339	40 023	772 ELEC. SWITCH, RELAY, CIRCUIT	16	94	62
749 NON-ELECT MACH. PARTS, ETC	5 653	31 189	21 716	778 ELECTRIC MACH. APPART. NES	125	98	70
751 OFFICE MACHINES	1 815	7 008	4 906	781 PASS. MOTOR VEHCLS. EX. BUS	144	574	402
752 AUTOMATC. DATA PROC. EQUIP	1 417	38 452	26 935	782 GOODS, SPCL TRANSPORT VEH	1 731	1 263	889
759 PARTS, FOR OFFICE MACHINS	479	12 082	8 464	784 PARTS, TRACTORS, MOTOR VEH	43	77	49
761 TELEVISION RECEIVERS ETC	3 884	9 880	6 893	786 TRAILERS, SEMI-TRAILR, ETC	505	357	244
762 RADIO-BROADCAST RECEIVER	120	1 703	1 187	792 AIRCRAFT, ASSOCTD. EQUIPNT		151	107
763 SOUND RECORDER, PHONOGRPH	268	1 706	1 177	813 LIGHTNG FIXTURES ETC. NES	94	106	76
764 TELECOMM. EQUIP. PARTS NES	4 000	249 675	174 722	872 MEDICAL INSTRUMENTS NES	25	241	167
771 ELECT POWER MACHNRY, PARTS	8 202	26 939	18 751	874 MEASURE, CONTROL INSTRMNT	5	122	86
772 ELEC. SWITCH, RELAY, CIRCUIT	26 930	132 791	92 828	891 ARMS AND AMMUNITION	1	88	62
773 ELECTR DISTRIB. EQUIP NES	9 995	22 256	15 500	892 PRINTED MATTER	30	68	47
774 ELECTRO-MEDCL. XRAY EQUIP	1 941	45 186	31 699	893 ARTICLES, NES, OF PLASTICS	20	65	42
775 DOM. ELEC. NON-ELEC. EQUIPT	27 338	57 297	39 958				
776 TRANSISTORS, VALVES, ETC.	180	22 007	15 405				
778 ELECTRIC MACH. APPART. NES	77 653	130 511	91 138				
781 PASS. MOTOR VEHCLS. EX. BUS	234 714	650 219	454 625	AUST OCEANIA			
782 GOODS, SPCL TRANSPORT VEH	39 935	58 782	40 908	IMPORTS	1 957	643	450
783 ROAD MOTOR VEHICLES NES	2 760	4 081	2 847				
784 PARTS, TRACTORS, MOTOR VEH	81 530	161 267	112 696	012 OTHER MEAT, MEAT OFFAL	261	184	127
785 CYCLES, MOTORCYCLES ETC.	2 717	15 525	10 854	098 EDIBLE PROD. PREPRTRS, NES	3	52	37
786 TRAILERS, SEMI-TRAILR, ETC	24 324	16 906	11 834	664 GLASS	1 229	127	92
791 RAILWAY VEHICLES, EQUIPNT	2 190	11 883	8 192	EXPORTS	5 447	3 122	2 191
792 AIRCRAFT, ASSOCTD. EQUIPNT	126	6 332	4 382				
793 SHIP, BOAT, FLOAT, STRUCTRS	76	422	289	024 CHEESE AND CURD	99	89	63
800 CPL IND PLANT CHAP 90/94	129	8 661	6 153	635 WOOD MANUFACTURES, NES	62	69	49
811 PREFABRICATED BUILDINGS	724	973	669	659 FLOOR COVERINGS, ETC.	543	422	300
812 PLUMBNG, SANITRY, EOPT. ETC	1 474	1 110	777	696 CUTLERY	14	100	67
813 LIGHTNG FIXTURES ETC. NES	4 436	14 335	10 034	712 STEAM TURBINES	6	314	226
821 FURNITURE, CUSHIONS, ETC.	12 420	16 587	11 589	741 HEATING, COOLNG EQUIP, PART	33	269	187
831 TRUNK, SUIT-CASES, BAG, ETC	293	2 015	1 407	851 FOOTWEAR	7	85	59
841 MENS, BOYS CLOTHING, X-KNIT	44	695	475	893 ARTICLES, NES, OF PLASTICS	2 244	1 290	902
842 WOMEN, GIRL CLOTHING, X-KNIT	498	12 790	8 987				
843 MENS, BOYS CLOTHING, KNIT	13	91	62				
844 WOMEN, GIRLS CLOTHING, KNIT	17	406	287				
845 OTHR. TEXTILE APPAREL, NES	199	2 767	1 939	NAURU			
846 CLOTHING ACCESSRS, FABRIC	642	3 537	2 463	IMPORTS	88	274	191
848 CLOTHING, NONTEXTL; HEADGEAR	152	1 308	923				
851 FOOTWEAR	934	5 922	4 152	292 CRUDE VEG. MATERIALS, NES	7	46	32
871 OPTICAL INSTRUMENTS, NES	288	9 835	6 896	845 OTHR. TEXTILE APPAREL, NES	35	99	71
872 MEDICAL INSTRUMENTS NES	1 774	39 968	27 974	EXPORTS	454	318	223
873 METERS, COUNTERS, NES	945	7 728	5 399				
874 MEASURE, CONTROL INSTRMNT	7 303	124 009	86 684	731 METAL REMOVAL WORK TOOLS	1	49	35
881 PHOTOGRAPH APPAR. ETC. NES	1 042	11 048	7 752	761 TELEVISION RECEIVERS ETC	15	45	32
882 PHOTO. CINEMATOPRPH. SUPPL	39 059	57 560	40 226	892 PRINTED MATTER	9	44	31
884 OPTICAL GOODS NES	696	20 048	14 030				
885 WATCHES AND CLOCKS	911	8 185	5 724				
891 ARMS AND AMMUNITION	164	1 284	904				
892 PRINTED MATTER	9 230	16 349	11 434	NEW ZEALAND			
893 ARTICLES, NES, OF PLASTICS	44 219	43 031	30 041	IMPORTS	1 997 491	701 634	492 294
894 BABY CARRIAGE, TOYS, GAMES	3 564	8 042	5 614				
895 OFFICE, STATIONERY SUPPLS	4 384	12 596	8 778	001 LIVE ANIMALS	4	180	126
896 WORKS OF ART, ANTIQUE ETC	9	835	586	011 BOVINE MEAT	2 466	2 921	2 071
897 GOLD, SILVERWARE, JEWEL NES	27	8 393	5 893	012 OTHER MEAT, MEAT OFFAL	333 451	222 072	155 912
898 MUSICAL INSTRUMENTS, ETC.	12 956	34 456	24 041	022 MILK AND CREAM	704	553	380
899 MISC MANUFACTRD GOODS NES	2 460	15 022	10 506	023 BUTTER, OTHER FAT OF MILK	941	538	376
961 COIN NONGOLD NONCURRENT	1	1 032	713	024 CHEESE AND CURD	8 487	3 728	2 620
971 GOLD, NONMONTY EXCL ORES		168	113	034 FISH, FRESH, CHILLED, FROZN	11 224	4 857	3 386

7 IMPORTS AND EXPORTS (SPECIAL TRADE) BY COUNTRIES OF PRODUCTION AND CONSUMPTION AND BY GROUPS OF THE SITC-REV. III 1995

GROUP DESCRIPTION	DT = 100 KG	1 000 DM	1 000 \$	GROUP DESCRIPTION	DT = 100 KG	1 000 DM	1 000 \$
036 CRUSTACEANS, MOLLUSCS ETC	4 975	2 856	1 992	059 FRUIT, VEGETABLE JUICES	35	98	69
037 FISH ETC. PREPD, PRSVD, NES	133	58	42	061 SUGARS, MOLASSES, HONEY	1 571	100	69
054 VEGETABLES	232 389	24 294	17 323	062 SUGAR CONFECTIONERY	1 128	370	253
056 VEGETABLES, PRPD, PRSVD, NES	604	59	43	071 COFFEE, COFFEE SUBSTITUTE	1 501	1 481	1 034
057 FRUIT, NUTS EXCL. OIL NUTS	1 107 349	219 902	154 470	073 CHOCOLATE, OTH. COCOA PREP	1 027	782	540
058 FRUIT, PRESERVED, PREPARED	5 322	1 196	839	075 SPICES	47	51	35
059 FRUIT, VEGETABLE JUICES	265	82	57	081 ANIMAL FEED STUFF	403	155	109
061 SUGARS, MOLASSES, HONEY	6 122	1 784	1 246	098 EDIBLE PROD. PREPRTNS, NES	1 426	1 290	906
081 ANIMAL FEED STUFF	296	75	53	111 NON-ALCOHOL. BEVERAGE, NES	654	264	186
098 EDIBLE PROD. PREPRTNS, NES	24	55	38	112 ALCOHOLIC BEVERAGES	4 102	1 974	1 384
112 ALCOHOLIC BEVERAGES	487	438	302	232 SYNTHETIC RUBBER, ETC.	798	147	102
211 HIDES, SKINS (EX. FURS), RAW	1 872	1 499	1 057	251 PULP AND WASTE PAPER	290	58	39
222 OILSEED (SFT. FIX VEG. OIL)	560	90	64	266 SYNTHETIC FIBRES	3 023	1 158	807
223 OILSEED (OTH. FIX. VEG. OIL)	505	332	236	267 OTHER MAN-MADE FIBRES	819	1 020	707
268 WOOL, OTHER ANIMAL HAIR	76 160	42 922	29 829	272 FERTILIZERS, CRUDE	195	51	34
278 OTHER CRUDE MINERALS	372	51	34	273 STONE, SAND AND GRAVEL	7 595	68	48
291 CRUDE ANIMAL MATERLS. NES	41 749	30 341	21 368	278 OTHER CRUDE MINERALS	44 940	752	524
292 CRUDE VEG. MATERIALS, NES	16 192	6 406	4 497	291 CRUDE ANIMAL MATERLS. NES	117	306	215
411 ANIMAL OILS AND FATS	7 258	1 152	807	292 CRUDE VEG. MATERIALS, NES	741	847	597
431 ANIMAL, VEG. FATS, OILS, NES	559	334	231	334 PETROLEUM PRODUCTS	4 218	572	392
513 CARBOXYLIC ACIDS, DERIVTS	33	209	145	431 ANIMAL, VEG. FATS, OILS, NES	395	117	82
516 OTHER ORGANIC CHEMICALS	345	528	374	511 HYDROCARBONS, NES, DERIVTS	2 267	322	221
541 MEDICINES, ETC. EXC. GRP542	85	898	590	512 ALCOHOL, PHENOL, ETC. DERIV	1 718	511	356
553 PERFUMERY, COSMETICS, ETC.	39	95	66	513 CARBOXYLIC ACIDS, DERIVTS	7 352	1 746	1 216
581 PLASTIC TUBE, PIPE, HOSE	2	57	38	514 NITROGEN-FUNCT. COMPOUNDS	4 611	2 013	1 398
582 PLASTIC PLATE, SHEETS, ETC	323	124	87	515 ORGANO-INORGANIC COMPNDS	1 963	2 742	1 932
592 STARCHES, INULIN, ETC.	120 956	79 168	55 304	516 OTHER ORGANIC CHEMICALS	860	1 206	831
598 MISC. CHEMICAL PRODTS. NES	13	67	46	522 INORGANIC CHEM. ELEMENTS	17 478	4 559	3 176
611 LEATHER	51	452	317	523 METAL. SALTS, INORGAN. ACID	14 413	1 306	908
613 FURSKINS, TANNED, DRESSED	711	2 866	1 994	524 OTHER CHEMICAL COMPOUNDS	481	154	105
621 MATERIALS OF RUBBER	89	90	63	531 SYNTH. COLOURS, LAKES, ETC.	3 929	8 230	5 778
625 RUBBER TYRES, TUBES, ETC.	38	107	78	532 DYEING, TANNING MATERIALS	1 991	637	453
629 ARTICLES OF RUBBER, NES	199	812	567	533 PIGMENTS, PAINTS, ETC.	12 284	9 970	6 958
635 WOOD MANUFACTURES, NES	246	123	88	541 MEDICINES, ETC. EXC. GRP542	1 434	11 193	7 771
642 PAPER, PAPERBOARD, CUT ETC	171	113	77	542 MEDICAMENTS	9 176	17 369	12 090
651 TEXTILE YARN	66	82	57	551 ESSNTL. OIL, PERFUME, FLAVR	152	405	286
657 SPECIAL YARN, TXTL. FABRIC	261	119	83	553 PERFUMERY, COSMETICS, ETC.	1 095	1 742	1 215
658 TEXTILE ARTICLES NES	41	286	204	554 SOAP, CLEANERS, POLISH, ETC	7 229	3 205	2 258
664 GLASS	31	94	66	562 FERTILIZER, EXCEPT GRP272	143 364	2 699	1 918
667 PEARLS, PRECIOUS STONES		158	113	571 POLYMERS OF ETHYLENE	3 834	597	426
682 COPPER	602	514	357	572 POLYMERS OF STYRENE	23 694	4 918	3 427
684 ALUMINIUM	41	114	80	573 POLYMERS, VINYL CHLORIDE	2 277	769	533
689 MISC. NON-FERR. BASE METAL	160	86	58	574 POLYACETAL, POLYCARBONATE	9 899	3 755	2 608
691 METALLIC STRUCTURES NES	320	348	245	575 OTH. PLASTIC, PRIMARY FORM	14 496	8 983	6 269
695 TOOLS	23	186	129	581 PLASTIC TUBE, PIPE, HOSE	414	1 493	1 041
697 HOUSEHOLD EQUIPMENT, NES	49	91	60	582 PLASTIC PLATE, SHEETS, ETC	15 102	9 401	6 572
699 MANUFACT. BASE METAL, NES	2 009	945	667	583 MONOFILAMENT OF PLASTICS	1 317	1 083	755
713 INTRNL COMBUS PSTN ENGIN	29	50	35	591 INSECTICIDES, ETC.	6 572	8 144	5 757
714 ENGINES, MOTORS NON-ELECT	2	318	229	592 STARCHES, INULIN, ETC.	4 664	1 453	1 006
718 OTH. POWR. GENRTNG. MACHNRY	8	82	58	593 EXPLOSIVES, PYROTECHNICS	56	269	184
721 AGRIC. MACHINES, EX. TRACTR	2 671	2 984	2 075	597 PREPD ADDITIVES, LIQUIDS	5 116	1 939	1 353
724 TEXTILE, LEATHER MACHINES	42	93	66	598 MISC. CHEMICAL PRODTS. NES	23 874	13 429	9 432
726 PRINTNG. BOOKBINDNG MACHS	128	119	84	600 CPL IND PLANT CHAP 69-76	84	1 204	833
727 FOOD-PROCESS. MCH. NON DOM	5	65	46	611 LEATHER	87	58	40
728 OTH. MACH. PTS, SPCL INDUST	54	103	73	612 MANUFACT. LEATHER ETC. NES	11	106	72
741 HEATING, COOLNG EQUIP, PART	30	224	159	613 FURSKINS, TANNED, DRESSED	44	285	202
742 PUMPS FOR LIQUIDS, PARTS	6	46	33	621 MATERIALS OF RUBBER	781	675	465
743 PUMPS NES, CENTRIFUGS ETC	24	586	416	625 RUBBER TYRES, TUBES, ETC.	2 372	2 156	1 524
744 MECHANICAL HANDLING EQUIP	146	316	225	629 ARTICLES OF RUBBER, NES	918	2 650	1 853
745 OTH. NONELEC MCH, TOOL, NES	36	695	490	633 CORK MANUFACTURES	16	104	73
747 TAPS, COCKS, VALVES, ETC.	62	303	207	634 VENEERS, PLYWOOD, ETC.	2 060	843	590
748 TRANSMISSIONS SHAFTS ETC	41	482	342	635 WOOD MANUFACTURES, NES	394	307	210
749 NON-ELECT MACH. PARTS, ETC	7	53	36	641 PAPER AND PAPERBOARD	223 319	48 819	34 055
752 AUTOMATC. DATA PROC. EQUIP	2	165	116	642 PAPER, PAPERBOARD, CUT ETC	11 856	4 956	3 454
759 PARTS, FOR OFFICE MACHINS	39	266	186	651 TEXTILE YARN	882	2 378	1 673
764 ELECTCOMM. EQUIP. PARTS NES	114	3 173	2 220	652 COTTON FABRICS, WOVEN	431	1 680	1 168
771 ELECT POWER MACHNRY. PARTS	737	6 359	4 454	653 FABRICS, MAN-MADE FIBRES	1 490	5 835	4 091
772 ELEC. SWITCH, RELAY, CIRCUIT	142	3 173	2 222	654 OTH. TEXTILE FABRIC, WOVEN	514	1 888	1 319
773 ELECTR DISTRIBUT. EOPT NES	960	434	300	655 KNIT. CROCHET. FABRIC NES	1 112	2 609	1 817
774 ELECTRO-MEDCL. XRAY EQUIP	1	49	35	656 TULLE, LACE, EMBROIDRY. ETC	33	153	106
775 DOM. ELEC. NON-ELEC. EQUIP	137	180	121	657 SPECIAL YARN, TXTL. FABRIC	4 027	4 730	3 304
776 TRANSISTORS, VALVES, ETC.	11	100	67	658 TEXTILE ARTICLES NES	111	271	188
778 ELECTRIC. MACH. APPART. NES	324	1 774	1 223	659 FLOOR COVERINGS, ETC.	182	162	116
781 PASS. MOTOR VEHCLS. EX. BUS	125	251	180	662 CLAY, REFRACT. CONSTR. MATRL	5 006	950	669
784 PARTS, TRACTORS, MOTOR VEH	42	45	31	663 MINERAL MANUFACTURES, NES	3 424	2 300	1 592
785 CYCLES, MOTORCYCLES ETC.	119	541	386	664 GLASS	11 885	1 917	1 346
792 AIRCRAFT, ASSOCTD. EQUIPNT	4	63	45	665 GLASSWARE	17 403	3 026	2 108
793 SHIP, BOAT, FLOAT. STRUCTRS	174	1 538	1 112	666 POTTERY	457	823	573
813 LIGHTING FIXTURES ETC. NES	8	65	44	667 PEARLS, PRECIOUS STONES		108	77
821 FURNITURE, CUSHIONS, ETC.	239	230	160	671 PIG IRON, SPIEGELEISN, ETC	437	182	131
831 TRUNK, SUIT-CASES, BAG, ETC	141	982	684	672 INGOTS ETC. IRON OR STEEL	351	100	71
841 MENS, BOYS CLOTHING, X-KNIT	42	306	211	673 FLAT-ROLLED IRON ETC.	1 960	249	174
842 WOMEN, GIRL CLOTHING, XKNIT	3	65	44	675 FLAT-ROLLED, ALLOY STEEL	2 430	566	389
843 MENS, BOYS CLOTHING, KNIT	8	74	49	676 IRON, STL. BAR, SHAPES ETC.	5 435	1 995	1 399
844 WOMEN, GIRLS CLOTHING, KNIT	15	131	90	678 WIRE OF IRON OR STEEL	3 959	889	615
845 OTHR. TEXTILE APPAREL, NES	79	830	582	679 TUBES, PIPES, ETC. IRON, STL	4 669	1 075	760
848 CLOTHING, NONTXTL; HEADGEAR	68	605	428	681 SILVER, PLATINUM, ETC.	2	183	129
851 FOOTWEAR	17	107	77	682 COPPER	7 233	5 924	4 118
872 MEDICAL INSTRUMENTS NES	123	2 235	1 556	684 ALUMINIUM	5 123	3 653	2 562
873 METERS, COUNTERS, NES	53	654	464	686 ZINC	198	88	62
874 MEASURE, CONTROL INSTRMNT	44	952	653	689 MISC. NON-FERR. BASE METAL	191	87	61
881 PHOTOGRAPH APPAR. ETC. NES	15	191	131	691 METALLIC STRUCTURES NES	602	524	371
884 OPTICAL GOODS NES	5	142	97	692 CONTAINERS, STORAGE, TRNSP	365	372	256
892 PRINTED MATTER	143	301	209	693 WIRE PRODUCTS EXCL. ELECT	1 551	834	581
893 ARTICLES, NES, OF PLASTICS	500	1 082	755	694 NAILS, SCREWS, NUTS, ETC.	858	847	593
894 BABY CARRIAGE, TOYS, GAMES	194	493	340	695 TOOLS	1 644	5 732	4 013
896 WORKS OF ART, ANTIQUE ETC	61	572	399	696 CUTLERY	305	1 591	1 111
897 GOLD, SILVERWARE, JEWEL NES	2	331	231	697 HOUSEHOLD EQUIPMENT, NES	473	859	594
898 MUSICAL INSTRUMENTS, ETC.	6	153	108	699 MANUFACT. BASE METAL, NES	9 060	7 244	5 049
899 MISC MANUFACTD GOODS NES	9	287	202	700 CPL IND PLANT (84/85/87)	33	205	142
961 COIN NONGOLD NONCURRENT	2	57	39	712 STEAM TURBINES		58	42
EXPORTS	924 182	718 663	502 337	713 INTRNL COMBUS PSTN ENGIN	958	5 096	3 554
024 CHEESE AND CURD	431	448	311	714 ENGINES, MOTORS NON-ELECT	42	4 631	3 159
037 FISH ETC. PREPD, PRSVD, NES	53	86	61	716 ROTATING ELECTRIC PLANT	2 094	6 129	4 271
048 CEREAL PREPARATIONS	828	328	230	718 OTH. POWR. GENRTNG. MACHNRY	236	716	501
056 VEGETABLES, PRPD, PRSVD, NES	428	406	283	721 AGRIC. MACHINES, EX. TRACTR	10 287	14 465	10 147
				722 TRACTORS	13 390	13 536	9 505
				723 CIVIL ENGINEERING EQUIPT	8 301	8 425	5 857

7 IMPORTS AND EXPORTS (SPECIAL TRADE) BY COUNTRIES OF PRODUCTION AND CONSUMPTION AND BY GROUPS OF THE SITC-REV. III 1995

GROUP DESCRIPTION	DT = 100 KG	1 000 DM	1 000 \$	GROUP DESCRIPTION	DT = 100 KG	1 000 DM	1 000 \$
724 TEXTILE, LEATHER MACHINES	1 462	6 473	4 540	073 CHOCOLATE, OTH. COCOA PREP	325	526	363
725 PAPER, PULP MILL MACHINES	1 195	5 652	3 972	098 EDIBLE PROD. PREPRTNS, NES	121	242	173
726 PRINTING, BOOKBINDING MACHS	7 554	40 555	28 579	278 OTHER CRUDE MINERALS	1 723	65	45
727 FOOD-PROCESS. MCH. NON DOM	793	6 305	4 439	533 PIGMENTS, PAINTS, ETC.	51	83	56
728 OTH. MACH. PTS, SPCL INDUST	5 851	20 900	14 691	582 PLASTIC PLATE, SHEETS, ETC	576	361	249
731 METAL REMOVAL WORK TOOLS	799	2 996	2 086	583 MONOFILAMENT OF PLASTICS	50	57	38
733 MACH-TOOLS, METAL-WORKING	710	1 913	1 305	598 MISC. CHEMICAL PRODS. NES	1 503	311	220
735 PARTS, NES, FOR MACH-TOOLS	80	951	658	621 MATERIALS OF RUBBER	307	196	138
737 METALWORKING MACHNRY NES	423	1 355	945	625 RUBBER TYRES, TUBES, ETC.	720	436	308
741 HEATING, COOLING EQUIP, PART	2 607	8 688	6 008	629 ARTICLES OF RUBBER, NES	33	116	80
742 PUMPS FOR LIQUIDS, PARTS	2 564	6 666	4 643	634 VENEERS, PLYWOOD, ETC.	136	70	45
743 PUMPS NES, CENTRIFUGS ETC	2 566	8 458	5 899	641 PAPER AND PAPERBOARD	3 228	786	548
744 MECHANICAL HANDLING EQUIP	2 369	4 783	3 366	642 PAPER, PAPERBOARD, CUT ETC	2 674	1 233	871
745 OTH. NONELEC MCH, TOOL, NES	2 833	15 711	10 983	651 TEXTILE YARN	43	99	68
746 BALL OR ROLLER BEARINGS	304	525	367	652 COTTON FABRICS, WOVEN	61	123	85
747 TAPS, COCKS, VALVES, ETC.	1 451	7 783	5 453	653 FABRICS, MAN-MADE FIBRES	24	51	35
748 TRANSMISSIONS SHAFTS ETC	2 290	4 881	3 399	662 CLAY, REFRCT. CONSTR. MATRL	437	107	72
749 NON-ELECT MACH. PARTS, ETC	139	4 159	2 897	663 MINERAL MANUFACTURES, NES	208	192	132
751 OFFICE MACHINES	418	1 666	1 157	664 GLASS	216	75	55
752 AUTOMATC. DATA PROC. EQUIP	196	3 631	2 545	666 POTTERY	30	54	39
759 PARTS, FOR OFFICE MACHINS	29	758	526	684 ALUMINIUM	30	55	40
761 TELEVISION RECEIVERS ETC	141	385	263	691 METALLIC STRUCTURES NES	616	563	392
762 RADIO-BROADCAST RECEIVER	30	376	262	695 TOOLS	28	107	70
763 SOUND RECORDER, PHONOGRPH	45	267	185	699 MANUFACTS. BASE METAL, NES	437	753	530
764 TELECOMM. EQUIP. PARTS NES	212	10 955	7 667	713 INTRNL COMBUS PSTN ENGIN	10	53	34
771 ELECT POWER MACHNRY, PARTS	239	1 818	1 281	723 CIVIL ENGINEERING EQUIPT	30	68	46
772 ELEC. SWITCH, RELAY, CIRCUIT	3 400	14 775	10 346	724 TEXTILE, LEATHER MACHINES	15	88	63
773 ELECTR DISTRIB. EQPT NES	543	862	596	727 FOOD-PROCESS. MCH. NON DOM	18	67	48
774 ELECTRO-MEDCL. XRAY EQUIP	104	3 341	2 350	728 OTH. MACH. PTS, SPCL INDUST	12	44	30
775 DOM. ELEC. NON-ELEC. EQUIPT	4 587	9 487	6 621	737 METALWORKING MACHNRY NES	34	209	151
776 TRANSISTORS, VALVES, ETC.	8	431	290	741 HEATING, COOLING EQUIP, PART	119	645	451
778 ELECTRIC MACH. APPART. NES	17 815	17 839	12 474	742 PUMPS FOR LIQUIDS, PARTS	2	67	49
781 PASS. MOTOR VEHCLS. EX. BUS	29 422	87 183	60 866	743 PUMPS NES, CENTRIFUGS ETC	84	638	443
782 GOODS, SPCL TRANSPORT VEH	7 951	12 400	8 662	744 MECHANICAL HANDLING EQUIP	37	124	87
783 ROAD MOTOR VEHICLES NES	307	520	370	745 OTH. NONELEC MCH, TOOL, NES	143	800	565
784 PARTS, TRACTORS, MOTOR VEH	6 846	16 078	11 242	747 TAPS, COCKS, VALVES, ETC.	21	186	127
785 CYCLES, MOTORCYCLES ETC.	570	1 816	1 267	749 NON-ELECT MACH. PARTS, ETC	226	156	106
786 TRAILERS, SEMI-TRAILR, ETC	2 569	2 369	1 662	751 OFFICE MACHINES	42	109	76
791 RAILWAY VEHICLES, EQUIPNT	32	157	109	752 AUTOMATC. DATA PROC. EQUIP	5	60	40
792 AIRCRAFT, ASSOC'D. EQUIPNT	31	1 014	705	764 TELECOMM. EQUIP. PARTS NES	39	134	94
793 SHIP, BOAT, FLOAT. STRUCTRS	48	255	178	772 ELEC. SWITCH, RELAY, CIRCUIT	4	88	58
812 PLUMBING, SANITRY, EQPT. ETC	211	169	117	775 DOM. ELEC. NON-ELEC. EQUIPT	47	95	67
813 LIGHTING FIXTURES ETC. NES	406	1 821	1 269	778 ELECTRIC MACH. APPART. NES	75	479	332
821 FURNITURE, CUSHIONS, ETC.	1 532	1 566	1 104	781 PASS. MOTOR VEHCLS. EX. BUS	6 435	13 129	9 189
831 TRUNK, SUIT-CASES, BAG, ETC	41	175	109	782 GOODS, SPCL TRANSPORT VEH	1 196	1 796	1 261
841 MENS, BOYS CLOTHING, X-KNIT	21	352	247	783 ROAD MOTOR VEHICLES NES	67	109	78
842 WOMEN, GIRL CLOTHING, X-KNIT	32	570	393	784 PARTS, TRACTORS, MOTOR VEH	423	1 068	738
844 WOMEN, GIRLS CLOTHING, KNIT	13	107	75	785 CYCLES, MOTORCYCLES ETC.	18	86	60
845 OTH. TEXTILE APPAREL, NES	26	286	200	821 FURNITURE, CUSHIONS, ETC.	320	356	251
846 CLOTHING ACCESSRS, FABRIC	167	855	596	841 MENS, BOYS CLOTHING, X-KNIT	7	57	41
848 CLOTHING, NONTXTL; HEADGEAR	15	109	71	871 OPTICAL INSTRUMENTS, NES		55	39
851 FOOTWEAR	185	1 076	755	874 MEASURE, CONTROL INSTRMNT	9	202	137
871 OPTICAL INSTRUMENTS, NES	20	807	564	882 PHOTO. CINEMATOGRPH. SUPPL	260	472	327
872 MEDICAL INSTRUMENTS NES	242	5 696	4 012	891 ARMS AND AMMUNITION	23	108	74
873 METERS, COUNTERS, NES	110	721	498	892 PRINTED MATTER	47	137	96
874 MEASURE, CONTROL INSTRMNT	838	13 685	9 566	893 ARTICLES, NES, OF PLASTICS	103	186	130
881 PHOTOGRAPH APPAR. ETC. NES	127	2 316	1 627	895 OFFICE, STATIONERY SUPPLS	82	191	130
882 PHOTO. CINEMATOGRPH. SUPPL	4 339	7 534	5 286	899 MISC MANUFCTRD GOODS NES	13	86	60
884 OPTICAL GOODS NES	20	2 622	1 825				
885 WATCHES AND CLOCKS	346	3 159	2 208	AM OCEANIA			
891 ARMS AND AMMUNITION	23	329	227	IMPORTS	14 933	1 026	715
892 PRINTED MATTER	1 619	3 697	2 565				
893 ARTICLES, NES, OF PLASTICS	5 123	5 113	3 565	057 FRUIT, NUTS EXCL. OIL NUTS	172	173	120
894 BABY CARRIAGE, TOYS, GAMES	779	2 222	1 549	081 ANIMAL FEED STUFF	13 757	339	237
895 OFFICE, STATIONERY SUPPLS	874	2 267	1 575	248 WOOD, SIMPLY WORKED	268	52	37
896 WORKS OF ART, ANTIQUE ETC	1	115	211	772 ELEC. SWITCH, RELAY, CIRCUIT	7	182	126
897 GOLD, SILVERWARE, JEWEL NES		295	2 844	781 PASS. MOTOR VEHCLS. EX. BUS	19	52	36
898 MUSICAL INSTRUMENTS, ETC.	1 128	4 059	736	893 ARTICLES, NES, OF PLASTICS	6	45	30
899 MISC MANUFCTRD GOODS NES	235	1 056					
SOLOMON IS				EXPORTS	3 832	11 414	7 967
IMPORTS	25 960	3 561	2 498	073 CHOCOLATE, OTH. COCOA PREP	232	149	104
072 COCOA	9 737	1 993	1 396	112 ALCOHOLIC BEVERAGES	396	54	37
248 WOOD, SIMPLY WORKED	1 140	51	36	269 WORN CLOTHING, TEXTL, ARTL	66	72	51
422 FIXED VEG. FAT, OILS, OTHER	14 898	1 412	990	713 INTRNL COMBUS PSTN ENGIN	124	965	680
EXPORTS	1 988	1 559	1 101	728 OTH. MACH. PTS, SPCL INDUST	15	250	173
048 CEREAL PREPARATIONS	600	46	33	742 PUMPS FOR LIQUIDS, PARTS	219	452	315
551 ESSNTL. OIL, PERFUME, FLAVR	17	51	36	743 PUMPS NES, CENTRIFUGS ETC	38	699	488
699 MANUFACTS. BASE METAL, NES	124	57	41	744 MECHANICAL HANDLING EQUIP	1 718	3 916	2 747
727 FOOD-PROCESS. MCH. NON DOM	5	84	59	747 TAPS, COCKS, VALVES, ETC.	4	57	41
745 OTH. NONELEC MCH, TOOL, NES	76	353	251	752 AUTOMATC. DATA PROC. EQUIP	15	74	51
872 MEDICAL INSTRUMENTS NES	64	60	40	781 PASS. MOTOR VEHCLS. EX. BUS	849	2 581	1 785
892 PRINTED MATTER	243	326	231	784 PARTS, TRACTORS, MOTOR VEH	45	339	236
TUVALU				831 TRUNK, SUIT-CASES, BAG, ETC	32	670	464
IMPORTS	5	36	25	884 OPTICAL GOODS NES		70	48
EXPORTS	386	226	156	895 OFFICE, STATIONERY SUPPLS		256	179
112 ALCOHOLIC BEVERAGES	188	67	45	897 GOLD, SILVERWARE, JEWEL NES	2	589	418
NEW CALEDON				WALLIS FUTUN			
IMPORTS	202 809	69 727	48 713	IMPORTS		1	1
671 PIG IRON, SPIEGELEISN, ETC	202 639	69 315	48 419	EXPORTS	38	35	24
741 HEATING, COOLING EQUIP, PART	143	344	247	KIRIBATI			
EXPORTS	25 657	30 030	20 964	IMPORTS	301	67	47
059 FRUIT, VEGETABLE JUICES	46	81	56	001 LIVE ANIMALS	1	44	32
062 SUGAR CONFECTIONERY	86	98	66	EXPORTS	14	84	58
				629 ARTICLES OF RUBBER, NES	3	59	40

7 IMPORTS AND EXPORTS (SPECIAL TRADE) BY COUNTRIES OF PRODUCTION AND CONSUMPTION AND BY GROUPS OF THE SITC-REV. III 1995

GROUP DESCRIPTION	DT = 100 KG	1 000 DM	1 000 \$	GROUP DESCRIPTION	DT = 100 KG	1 000 DM	1 000 \$
PITCAIRN				EXPORTS	5 536	1 384	969
IMPORTS	3	2	2	061 SUGARS,MOLASSES,HONEY	4 000	240	164
N ZEAL OCEAN				523 METAL.SALTS,INORGAN.ACID	153	47	34
IMPORTS	3 862	919	639	581 PLASTIC TUBE,PIPE,HOSE	94	94	68
054 VEGETABLES	2 880	283	200	699 MANUFACTS.BASE METAL,NES	230	89	63
057 FRUIT,NUTS EXCL.OIL NUTS	926	280	193	726 PRINTNG,BOOKBINDNG MACHS	14	82	57
291 CRUDE ANIMAL MATERLS,NES	26	115	81	727 FOOD-PROCESS.MCH.NON DOM	23	194	134
784 PARTS,TRACTORS,MOTOR VEH	23	50	35	745 OTH.NONELEC MCH,TOOL,NES	32	105	74
972 MONETARY GOLD,GOLD COINS		95	66	892 PRINTED MATTER	94	196	138
EXPORTS	5 836	5 571	3 912	N MARIANAS			
054 VEGETABLES	167	167	120	IMPORTS	141	80	57
722 TRACTORS	4 251	5 009	3 516	EXPORTS	741	228	163
773 ELECTR DISTRIBT.EQPNT NES	124	109	75	831 TRUNK,SUIT-CASES,BAG,ETC	7	116	84
FIJI				894 BABY CARRIAGE,TOYS,GAMES	5	44	31
IMPORTS	6 586	4 180	2 910	FR POLYNESIA			
037 FISH ETC.PREPD,PRSD,NES	302	124	85	IMPORTS	14 270	3 362	2 299
058 FRUIT,PRESERVED,PREPARED	684	409	279	075 SPICES	31	582	398
062 SUGAR CONFECTIONERY	1 362	660	452	422 FIXED VEG.FAT,OILS,OTHER	14 149	1 535	1 028
072 COCOA	1 742	408	282	667 PEARLS,PRECIOUS STONES		679	481
292 CRUDE VEG.MATERIALS, NES	2 043	1 913	1 350	718 OTH.POWR.GENRTNG.MACHNRY		53	38
841 MENS,BOYS CLOTHING,X-KNIT	36	105	73	792 AIRCRAFT,ASSOCTD.EQUIPNT		75	52
845 OTHR.TEXTILE APPAREL,NES	284	300	207	EXPORTS	28 732	25 376	17 683
846 CLOTHING ACCESSRS,FABRIC	6	57	41	022 MILK AND CREAM	1 140	147	103
EXPORTS	70 083	9 390	6 560	054 VEGETABLES	30	93	64
058 FRUIT,PRESERVED,PREPARED	126	82	57	058 FRUIT,PRESERVED,PREPARED	50	55	39
278 OTHER CRUDE MINERALS	29 115	812	568	062 SUGAR CONFECTIONERY	244	297	205
421 FIXED VEG.FAT,OILS, SOFT	25 762	2 409	1 691	111 NON-ALCOHOL.BEVERAGE,NES	1 408	116	80
522 INORGANIC CHEM.ELEMENTS	444	45	31	278 OTHER CRUDE MINERALS	1 076	53	37
523 METAL.SALTS,INORGAN.ACID	10 000	286	204	533 PIGMENTS, PAINTS, ETC.	402	128	92
541 MEDICINES,ETC.EXC.GRP542	13	101	69	542 MEDICAMENTS	8	75	54
551 ESSNTL.OIL,PERFUME,FLAVR	29	96	68	553 PERFUMERY,COSMETICS,ETC.	8	77	55
553 PERFUMERY,COSMETICS,ETC.	24	201	142	554 SOAP,CLEANERS,POLISH,ETC	380	138	96
592 STARCHES,INULIN,ETC.	198	58	41	574 POLYACETAL.POLYCARBONATE	262	99	70
598 MISC.CHEMICAL PRODTS,NES	216	57	40	581 PLASTIC TUBE,PIPE,HOSE	17	104	72
641 PAPER AND PAPERBOARD	2 097	509	356	582 PLASTIC PLATE,SHEETS,ETC	637	272	188
642 PAPER,PAPERBOARD,CUT ETC	409	119	83	583 MONOFILAMENT OF PLASTICS	44	60	41
651 TEXTILE YARN	24	55	41	591 INSECTICIDES, ETC.	259	99	68
657 SPECIAL YARN,TXTL.FABRIC	75	53	38	598 MISC.CHEMICAL PRODTS,NES	109	53	37
662 CLAY,REFRCT.CONSTR.MATRL	404	65	42	625 RUBBER TYRES,TUBES,ETC.	171	72	52
666 POTTERY	38	32	65	629 ARTICLES OF RUBBER, NES	89	127	88
695 TOOLS	3	45	33	641 PAPER AND PAPERBOARD	514	152	107
697 HOUSEHOLD EQUIPMENT,NES	16	62	42	642 PAPER,PAPERBOARD,CUT ETC	3 327	1 935	1 362
699 MANUFACTS.BASE METAL,NES	41	109	74	651 TEXTILE YARN	42	99	69
724 TEXTILE,LEATHER MACHINES	3	96	67	657 SPECIAL YARN,TXTL.FABRIC	11	60	42
728 OTH.MACH,PTS,SPCL INDUST	45	114	80	663 MINERAL MANUFACTURES,NES	77	96	66
741 HEATING,COOLNG EQUIP,PART	27	83	59	665 GLASSWARE	2 259	218	150
742 PUMPS FOR LIQUIDS,PARTS	26	129	88	695 TOOLS	24	119	80
743 PUMPS NES,CENTRIFUGS ETC	13	63	42	697 HOUSEHOLD EQUIPMENT,NES	47	107	72
745 OTH.NONELEC MCH,TOOL,NES	9	48	35	699 MANUFACTS.BASE METAL,NES	170	309	209
747 TAPS,COCKS,VALVES,ETC.	21	67	47	713 INTRNL COMBUS PSTN ENGIN	44	251	167
748 TRANSMISSIONS SHAFTS ETC	14	42	31	718 OTH.POWR.GENRTNG.MACHNRY	24	87	59
764 TELECOMM.EQUIP.PARTS NES	31	1 208	862	721 AGRIC.MACHINES,EX.TRACTR	64	169	117
781 PASS.MOTOR VEHCLS,EX.BUS	305	1 086	741	723 CIVIL ENGINEERING EQUIPT	60	116	80
784 PARTS,TRACTORS,MOTOR VEH	17	107	75	724 TEXTILE,LEATHER MACHINES	9	44	31
872 MEDICAL INSTRUMENTS NES	155	200	138	725 PAPER,PULP MILL MACHINES	7	42	30
874 MEASURE,CONTROL INSTRMNT	3	66	45	727 FOOD-PROCESS.MCH.NON DOM	8	60	41
897 GOLD,SILVERWARE,JEWEL NES		167	119	728 OTH.MACH,PTS,SPCL INDUST	40	147	98
VANUATU				741 HEATING,COOLNG EQUIP,PART	23	60	41
IMPORTS	121 343	8 160	5 690	742 PUMPS FOR LIQUIDS,PARTS	9	70	48
072 COCOA	596	116	80	743 PUMPS NES,CENTRIFUGS ETC	76	585	390
223 OILSEED(OTH.FIX.VEG.OIL)	120 005	7 523	5 245	744 MECHANICAL HANDLNG EQUIP	32	94	65
292 CRUDE VEG.MATERIALS, NES	456	441	310	745 OTH.NONELEC MCH,TOOL,NES	50	330	233
EXPORTS	12 999	3 659	2 639	747 TAPS,COCKS,VALVES,ETC.	4	89	60
641 PAPER AND PAPERBOARD	3 000	555	394	749 NON-ELECT MACH.PARTS,ETC		74	55
793 SHIP,BOAT,FLOAT.STRUCTRS	9 940	2 940	2 129	751 OFFICE MACHINES	25	137	99
TONGA				764 TELECOMM.EQUIP.PARTS NES	3	220	156
IMPORTS	41	613	429	772 ELEC.SWITCH.RELAY.CIRCUIT	1	73	44
075 SPICES	39	495	347	774 ELECTRO-MEDCL,XRAY EQUIP	3	127	89
961 COIN NONGOLD NONCURRENT	2	78	55	775 DOM.ELEC, NON-ELEC.EQUIPT	75	123	88
EXPORTS	294	749	516	778 ELECTRIC.MACH.APPART,NES	2 445	1 799	1 267
776 TRANSISTORS,VALVES,ETC.	50	263	180	781 PASS.MOTOR VEHCLS,EX.BUS	3 839	7 627	5 346
778 ELECTRIC.MACH.APPART,NES	172	128	87	782 GOODS,SPCL TRANSPORT VEH	1 390	2 258	1 584
874 MEASURE,CONTROL INSTRMNT	11	177	121	783 ROAD MOTOR VEHICLES NES	132	257	182
WEST SAMOA				784 PARTS,TRACTORS,MOTOR VEH	284	1 111	772
IMPORTS	11 775	1 344	945	785 CYCLES,MOTORCYCLES ETC.	23	98	68
223 OILSEED(OTH.FIX.VEG.OIL)	8 224	496	350	792 AIRCRAFT,ASSOCTD.EQUIPNT		113	77
251 PULP AND WASTE PAPER	1 060	129	91	793 SHIP,BOAT,FLOAT.STRUCTRS	4 200	495	344
292 CRUDE VEG.MATERIALS, NES	406	319	223	813 LIGHTING FIXTURES ETC,NES	34	70	48
422 FIXED VEG.FAT,OILS,OTHER	2 079	212	150	821 FURNITURE,CUSHIONS,ETC.	56	45	31
961 COIN NONGOLD NONCURRENT	2	69	49	831 TRUNK,SUIT-CASES,BAG,ETC	10	114	80
972 MONETARY GOLD,GOLD COINS		84	57	872 MEDICAL INSTRUMENTS NES	4	146	101
MICRONESIA				874 MEASURE,CONTROL INSTRMNT	25	354	237
EXPORTS	1 874	4 201	2 916	882 PHOTO.CINEMATOGPH.SUPPL	294	382	266
693 WIRE PRODUCTS EXCL.ELECT	88	183	127	891 ARMS AND AMMUNITION	9	43	31
716 ROTATING ELECTRIC PLANT	1 662	3 492	2 424	893 ARTICLES,NES,OF PLASTICS	638	361	254
772 ELEC.SWITCH.RELAY.CIRCUIT	80	488	339	895 OFFICE,STATIONERY SUPPLS	47	200	136

7 IMPORTS AND EXPORTS (SPECIAL TRADE) BY COUNTRIES OF PRODUCTION AND CONSUMPTION AND BY GROUPS OF THE SITC-REV. III 1995

GROUP DESCRIPTION	DT = 100 KG	1 000 DM	1 000 \$	GROUP DESCRIPTION	DT = 100 KG	1 000 DM	1 000 \$
MARSHALL ISL				024 CHEESE AND CURD	614	376	262
IMPORTS	3	16	10	025 EGGS,BIRDS,YOLKS,ALBUMIN	264	78	54
EXPORTS	537 917	473 949	333 661	034 FISH,FRESH,CHILLED,FROZEN	562	256	168
761 TELEVISION RECEIVERS ETC	3	50	35	035 FISH,DRIED,SALTED,SMOKED	35	97	70
764 TELECOMM.EQUIP.PARTS NES	57	718	502	037 FISH ETC.PRPD,PRSD,NES	616	645	452
792 AIRCRAFT,ASSTOCTD.EQUIPNT		143	100	046 MEAL,FLOUR OF WHEAT,MSLN	1 066	67	48
793 SHIP,BOAT,FLOAT.STRUCTRS	537 800	472 891	332 924	047 OTHER CEREAL MEAL,FLOURS	839	48	32
BELAU				048 CEREAL PREPARATIONS	2 562	509	351
EXPORTS	11	41	28	054 VEGETABLES	3 793	304	212
POLAR REG				056 VEGETABLES,PRPD,PRSD,NES	1 009	290	196
IMPORTS	39	1 098	779	057 FRUIT,NUTS EXCL.OIL NUTS	868	348	248
874 MEASURE,CONTROL INSTRMNT	1	46	33	058 FRUIT,PRESERVED,PREPARED	315	99	68
EXPORTS	544	2 915	2 049	059 FRUIT, VEGETABLE JUICES	10 629	1 121	783
764 TELECOMM.EQUIP.PARTS NES	1	100	71	061 SUGARS,MOLASSES,HONEY	6 015	138	97
786 TRAILERS,SEMI-TRAILR,ETC	96	103	73	062 SUGAR CONFECTIONERY	499	243	167
874 MEASURE,CONTROL INSTRMNT	10	287	194	071 COFFEE,COFFEE SUBSTITUTE	76	67	47
SHIPS SUPPL				073 CHOCOLATE,OTH.COCOA PREP	506	358	248
IMPORTS	162 272	116 056	81 814	074 TEA AND MATE	66	77	55
334 PETROLEUM PRODUCTS	7 102	8 569	5 838	075 SPICES	268	181	122
EXPORTS	19 791 859	950 383	664 989	081 ANIMAL FEED STUFF	11 958	798	553
022 MILK AND CREAM	3 543	362	256	091 MARGARINE AND SHORTENING	381	62	44
024 CHEESE AND CURD	74	55	37	098 EDIBLE PROD.PREPRTNS,NES	1 905	1 204	843
025 EGGS,BIRDS,YOLKS,ALBUMIN	1 145	222	158	111 NON-ALCOHOL.BEVERAGE,NES	23 501	1 738	1 215
048 CEREAL PREPARATIONS	144	313	219	112 ALCOHOLIC BEVERAGES	2 920	732	505
058 FRUIT,PRESERVED,PREPARED	27	107	77	222 OILSEED(SFT.FIX VEG.OIL)	2 544	128	89
062 SUGAR CONFECTIONERY	2 457	3 431	2 406	232 SYNTHETIC RUBBER, ETC.	579	74	53
071 COFFEE,COFFEE SUBSTITUTE	79	305	215	246 WOOD IN CHIPS, PARTICLES	64 496	536	373
073 CHOCOLATE,OTH.COCOA PREP	5 444	14 840	10 389	247 WOOD ROUGH,ROUGH SQUARED	17 716	372	258
074 TEA AND MATE	15	67	48	248 WOOD, SIMPLY WORKED	4 736	410	284
112 ALCOHOLIC BEVERAGES	24 389	57 560	40 239	251 PULP AND WASTE PAPER	33 141	654	455
122 TOBACCO, MANUFACTURED	12 113	79 389	55 582	267 OTHER MAN-MADE FIBRES	587	223	156
334 PETROLEUM PRODUCTS	18 117 524	518 396	362 681	269 WORN CLOTHING,TEXTL.ARTL	8 753	897	626
533 PIGMENTS, PAINTS, ETC.	50	42	31	273 STONE, SAND AND GRAVEL	81 544	405	285
553 PERFUMERY,COSMETICS,ETC.	2 845	147 443	103 228	278 OTHER CRUDE MINERALS	179 651	932	656
554 SOAP,CLEANERS,POLISH,ETC	86	658	460	282 FERROUS WASTE AND SCRAP	3 635	56	38
621 MATERIALS OF RUBBER	289	377	268	287 ORE,CONCENTR.BASE METALS	2 125	69	48
629 ARTICLES OF RUBBER, NES	43	2 272	1 586	291 CRUDE ANIMAL MATERLS,NES	611	133	91
657 SPECIAL YARN,TXTL.FABRIC	123	95	65	292 CRUDE VEG.MATERIALS, NES	1 547	1 003	692
658 TEXTILE ARTICLES NES	11	48	31	322 BRIQUETTES,LIGNITE,PEAT	12 932	175	122
665 GLASSWARE	54	74	52	334 PETROLEUM PRODUCTS	1 880	258	182
695 TOOLS	8	43	30	335 RESIDUAL PETROL PRODUCTS	955	63	43
713 INTRNL COMBUS PSTN ENGIN	24	107	75	422 FIXED VEG.FAT,OILS,OTHER	328	60	41
716 ROTATING ELECTRIC PLANT	162	275	194	431 ANIMAL,VEG.FATS,OILS,NES	262	44	32
762 RADIO-BROADCAST RECEIVER	1	50	33	511 HYDROCARBONS,NES,DERIVTS	214	89	60
763 SOUND RECORDER,PHONOGRPH	1	53	37	512 ALCOHOL,PHENOL,ETC.DERIV	606	114	79
764 TELECOMM.EQUIP.PARTS NES	3	96	64	513 CARBOXYLIC ACIDS,DERIVTS	658	199	138
772 ELEC.SWITCH.RELAY.CIRCUIT	25	215	151	514 NITROGEN-FUNCT.COMPOUNDS	275	159	110
773 ELECTR DISTRIBT.EQPT NES	55	49	34	515 ORGANO-INORGANIC COMPNDS	44	146	99
775 DOM.ELEC, NON-ELEC.EQUIPT	3	213	144	516 OTHER ORGANIC CHEMICALS	629	479	330
776 TRANSISTORS, VALVES, ETC.		56	40	522 INORGANIC CHEM.ELEMENTS	3 675	287	197
778 ELECTRIC.MACH.APPART.NES	8	84	56	523 METAL.SALTS,INORGAN.ACID	7 629	350	237
831 TRUNK,SUIT-CASES,BAG,ETC	55	4 878	3 413	524 OTHER CHEMICAL COMPOUNDS	178	71	47
841 MENS,BOYS CLOTHING,X-KNIT		142	101	531 SYNTH.COLOURS,LAKES,ETC.	161	203	143
842 WOMEN,GIRL CLOTHING,XKNIT	8	58	41	533 PIGMENTS, PAINTS, ETC.	11 475	3 103	2 150
843 MENS,BOYS CLOTHING,KNIT		84	57	541 MEDICINES,ETC.EXC.GRP542	58	362	250
845 OTHR.TEXTILE APPAREL,NES	10	196	139	542 MEDICAMENTS	128	696	481
846 CLOTHING ACCESSRS,FABRIC	26	5 352	3 740	551 ESSNTL.OIL,PERFUME,FLAVR	185	435	305
848 CLOTHING,NONTXTL;HEADGEAR	4	645	452	553 PERFUMERY,COSMETICS,ETC.	1 106	1 263	878
851 FOOTWEAR	5	73	51	554 SOAP,CLEANERS,POLISH,ETC	3 953	1 072	737
874 MEASURE,CONTROL INSTRMNT	3	68	50	562 FERTILIZER,EXCEPT GRP272	1 861	49	35
882 PHOTO.CINEMATOGRPH.SUPPL	18	92	66	571 POLYMERS OF ETHYLENE	288	63	46
884 OPTICAL GOODS NES	1	1 157	812	572 POLYMERS OF STYRENE	231	61	43
885 WATCHES AND CLOCKS	25	5 546	3 873	573 POLYMERS,VINYL CHLORIDE	619	132	93
893 ARTICLES,NES,OF PLASTICS	3	109	72	574 POLYACETAL,POLYCARBONATE	725	361	250
894 BABY CARRIAGE, TOYS,GAMES	197	1 427	998	575 OTH.PLASTIC,PRIMARY FORM	2 334	888	616
895 OFFICE,STATIONERY SUPPLS	11	1 480	1 035	579 PLASTIC WASTE, SCRAP ETC	1 067	84	56
897 GOLD,SILVERWARE,JEWEL NES	1	1 237	867	581 PLASTIC TUBE,PIPE,HOSE	1 043	816	568
899 MISC MANUFCTRD GOODS NES	1	752	529	582 PLASTIC PLATE,SHEETS,ETC	2 183	1 850	1 269
UNID COUNTR				583 MONOFILAMENT OF PLASTICS	479	365	258
IMPORTS	6 009	513 877	359 079	591 INSECTICIDES, ETC.	162	125	88
059 FRUIT, VEGETABLE JUICES	3 251	353	248	592 STARCHES, INULIN, ETC.	2 418	792	550
654 OTH.TEXTILE FABRIC,WOVEN	16	116	78	597 PREPD ADDITIVES,LIQUIDS	1 393	564	393
699 MANUFACTS.BASE METAL,NES	177	133	93	598 MISC.CHEMICAL PRDCTS,NES	10 511	2 196	1 535
744 MECHANICAL HANDLING EQUIP	11	66	48	611 LEATHER	74	262	180
764 TELECOMM.EQUIP.PARTS NES	17	457	312	612 MANUFACT.LEATHER ETC.NES	48	315	219
772 ELEC.SWITCH.RELAY.CIRCUIT	24	120	82	613 FURSKINS,TANNED,DRESSED	5	50	34
776 TRANSISTORS, VALVES, ETC.	4	81	54	621 MATERIALS OF RUBBER	1 039	948	654
871 OPTICAL INSTRUMENTS,NES	6	46	33	625 RUBBER TYRES,TUBES,ETC.	5 561	739	518
EXPORTS	699 339	987 239	689 430	629 ARTICLES OF RUBBER, NES	781	2 084	1 451
001 LIVE ANIMALS	205	275	194	633 CORK MANUFACTURES	31	55	39
011 BOVINE MEAT	314	132	92	634 VENEERS, PLYWOOD, ETC.	6 435	808	561
012 OTHER MEAT, MEAT OFFAL	279	153	109	635 WOOD MANUFACTURES, NES	3 132	786	549
016 MEAT,ED.OFFL,DRY,SLT,SMK	44	50	35	641 PAPER AND PAPERBOARD	5 530	1 285	890
017 MEAT,OFFL,PRPD,PRSD,NES	746	621	439	642 PAPER,PAPERBOARD,CUT ETC	6 618	2 339	1 665
022 MILK AND CREAM	554	116	80	651 TEXTILE YARN	567	1 030	700
023 BUTTER,OTHER FAT OF MILK	159	83	58	652 COTTON FABRICS, WOVEN	624	1 276	880
				653 FABRICS,MAN-MADE FIBRES	603	1 880	1 307
				654 OTH.TEXTILE FABRIC,WOVEN	205	571	398
				655 KNIT,CROCHET,FABRIC NES	307	833	577
				656 TULLE,LACE,EMBROIDRY,ETC	184	968	665
				657 SPECIAL YARN,TXTL.FABRIC	1 144	1 700	1 187
				658 TEXTILE ARTICLES NES,	636	1 409	969
				659 FLOOR COVERINGS, ETC.	383	413	292
				661 LIME,CEMENT,CONSTR.MATRL	13 846	279	195
				662 CLAY,REFRCTR.CONSTR.MATRL	6 313	432	296
				663 MINERAL MANUFACTURES,NES	18 398	2 339	1 630
				664 GLASS	2 119	741	514
				665 GLASSWARE	4 103	1 312	908
				666 POTTERY	433	608	423
				667 PEARLS,PRECIOUS STONES	3	421	293
				673 FLAT-ROLLED IRON ETC.	4 065	413	284
				674 FLAT-ROLLED PLATED IRON	1 134	185	128
				675 FLAT-ROLLED, ALLOY STEEL	686	232	163
				676 IRON,STL.BAR,SHAPES ETC.	3 531	537	371
				677 RAILWAY TRACK IRON,STEEL	196	45	30
				678 WIRE OF IRON OR STEEL	1 403	228	155
				679 TUBES,PIPES,ETC.IRON,STL	3 456	1 099	755
				681 SILVER,PLATINUM,ETC.	1	59	41

7 IMPORTS AND EXPORTS (SPECIAL TRADE) BY COUNTRIES OF PRODUCTION AND CONSUMPTION AND BY GROUPS OF THE SITC-REV. III 1995

GROUP DESCRIPTION	DT = 100 KG	1 000 DM	1 000 \$	GROUP DESCRIPTION	DT = 100 KG	1 000 DM	1 000 \$
682 COPPER	577	569	394				
683 NICKEL	27	84	58				
684 ALUMINIUM	854	717	495				
686 ZINC	163	121	84				
691 METALLIC STRUCTURES NES	1 581	992	690				
692 CONTAINERS, STORAGE, TRNSP	634	313	216				
693 WIRE PRODUCTS EXCL. ELECT	270	347	236				
694 NAILS, SCREWS, NUTS, ETC.	2 253	2 074	1 439				
695 TOOLS	1 075	4 048	2 799				
696 CUTLERY	108	706	490				
697 HOUSEHOLD EQUIPMENT, NES	565	773	525				
699 MANUFACTS. BASE METAL, NES	3 740	6 445	4 490				
711 STEAM GENER. BOILERS, ETC.	113	181	122				
712 STEAM TURBINES	4	77	55				
713 INTRNL COMBUS PSTN ENGIN	6 794	10 297	7 201				
716 ROTATING ELECTRIC PLANT	436	1 111	780				
718 OTH. POWR. GENRTNG. MACHNRY	59	180	123				
721 AGRIC. MACHINES, EX. TRACTR	459	488	335				
723 CIVIL ENGINEERING EQUIPT	540	727	504				
724 TEXTILE, LEATHER MACHINES	345	1 867	1 295				
725 PAPER, PULP MILL MACHINES	113	513	354				
726 PRINTNG, BOOKBINDNG MACHS	226	761	533				
727 FOOD-PROCESS. MCH. NON DOM	149	572	402				
728 OTH. MACH. PTS. SPCL. INDUST	342	1 270	891				
735 PARTS, NES, FOR MACH-TOOLS	214	1 059	744				
737 METALWORKING MACHNRY NES	146	691	481				
741 HEATING, COOLNG EQUIP, PART	500	1 442	1 013				
742 PUMPS FOR LIQUIDS, PARTS	416	1 645	1 147				
743 PUMPS NES, CENTRIFUGS ETC	1 080	3 019	2 107				
744 MECHANICAL HANDLING EQUIP	546	925	640				
745 OTH. NONELEC MCH, TOOL, NES	246	1 572	1 092				
746 BALL OR ROLLER BEARINGS	159	477	336				
747 TAPS, COCKS, VALVES, ETC.	446	1 897	1 330				
748 TRANSMISSIONS SHAFTS ETC	776	1 536	1 073				
749 NON-ELECT MACH. PARTS, ETC	295	12 406	8 656				
751 OFFICE MACHINES	29	137	94				
752 AUTOMATC. DATA PROC. EQUIP	1	100	70				
759 PARTS, FOR OFFICE MACHINS	95	1 308	911				
761 TELEVISION RECEIVERS ETC	11	89	58				
762 RADIO-BROADCAST RECEIVER	21	123	85				
763 SOUND RECORDER, PHONOGRPH	3	116	79				
764 TELECOMM. EQUIP. PARTS NES	251	1 600	1 120				
771 ELECT POWER MACHNY. PARTS	602	1 595	1 116				
772 ELEC. SWITCH, RELAY, CIRCUIT	824	4 886	3 410				
773 ELECTR. DISTRIB. EQPT NES	1 028	1 337	928				
774 ELECTRO-MEDCL. XRAY EQUIP	10	138	94				
775 DOM. ELEC. NON-ELEC. EQUIPT	467	398	686				
776 TRANSISTORS, VALVES, ETC.	56	1 271	883				
778 ELECTRIC. MACH. APPART. NES	667	6 992	4 869				
784 PARTS, TRACTORS, MOTOR VEH	3 807	17 667	12 351				
785 CYCLES, MOTORCYCLES ETC.	152	296	201				
786 TRAILERS, SEMI-TRAILR, ETC	360	282	194				
791 RAILWAY VEHICLES. EQUIPNT	70	173	117				
792 AIRCRAFT, ASSOCTD. EQUIPNT	4	184	125				
793 SHIP, BOAT, FLOAT. STRUCTRS	11	44	30				
811 PREFABRICATED BUILDINGS	114	48	33				
812 PLUMBNG, SANITRY, EQPT. ETC	396	278	195				
813 LIGHTNG FIXTURES ETC. NES	496	1 392	972				
821 FURNITURE, CUSHIONS, ETC.	4 181	3 131	2 174				
831 TRUNK, SUIT-CASES, BAG, ETC	173	937	648				
841 MENS, BOYS CLOTHING, X-KNIT	174	1 512	1 058				
842 WOMEN, GIRL CLOTHING, XKNIT	146	2 580	1 807				
843 MENS, BOYS CLOTHING, KNIT	27	185	128				
844 WOMEN, GIRLS CLOTHING, KNIT	32	400	271				
845 OTHR. TEXTILE APPAREL, NES	182	1 483	1 023				
846 CLOTHING ACCESSRS, FABRIC	251	1 153	799				
848 CLOTHING, NONTXL; HEADGEAR	157	869	607				
851 FOOTWEAR	285	924	633				
871 OPTICAL INSTRUMENTS, NES		166	116				
872 MEDICAL INSTRUMENTS NES	134	1 746	1 218				
873 METERS, COUNTERS, NES	54	348	244				
874 MEASURE, CONTROL INSTRMNT	411	7 727	5 374				
881 PHOTOGRAPH APPAR. ETC. NES	54	495	343				
882 PHOTO. CINEMATOGPH. SUPPL	311	632	437				
884 OPTICAL GOODS NES	3	708	498				
885 WATCHES AND CLOCKS	75	1 002	701				
891 ARMS AND AMMUNITION	10	187	127				
892 PRINTED MATTER	3 030	9 910	2 730				
893 ARTICLES, NES, OF PLASTICS	5 201	5 891	4 100				
894 BABY CARRIAGE, TOYS, GAMES	731	1 677	1 159				
895 OFFICE, STATIONERY SUPPLS	412	1 080	753				
896 WORKS OF ART, ANTIQUE ETC	1	384	261				
897 GOLD, SILVERWARE, JEWEL NES	4	928	648				
898 MUSICAL INSTRUMENTS, ETC.	405	2 285	1 587				
899 MISC MANUFCTRD GOODS NES	750	2 179	1 499				
971 GOLD, NONMONTY EXCL ORES	2	55	37				
TOTAL IMPORTS	4 635 916 429	664 234 097	464 252 634				
EXPORTS	2 247 017 056	749 536 939	523 761 323				

**IMPORTS AND EXPORTS (SPECIAL TRADE) 1995 BY GROUPS OF THE SITC
AND BY COUNTRIES OF PRODUCTION AND CONSUMPTION**

GROUP COUNTRY	NUMBER	1 000 DM	1 000 \$
001 LIVE ANIMALS (ONLY HORSES)			
IMPORTS	9 443	25 827	18 069
France	15	62	43
Belgium Lux	68	1 212	831
Netherlands	49	777	530
Italy	34	158	114
United Kingdom	1	60	40
Denmark	149	1 775	1 255
Greece	1	66	45
Sweden	28	331	229
Austria	52	311	220
Ireland	1 109	2 396	1 676
Switzerland	353	1 517	1 059
Estonia	192	158	110
Latvia	460	547	382
Lithuania	751	477	338
Poland	2 384	3 271	2 293
Czech Republik	499	826	587
Slovakia	310	639	446
Hungary	178	314	220
Romania	570	564	397
Bulgaria	157	98	69
Ukraine	167	327	229
Belarus	191	138	94
Russia	454	489	343
USA	927	7 596	5 309
Canada	166	820	573
Brazil	25	142	101
Argentina	109	487	348
Australia	11	131	90
EXPORTS	4 405	47 437	32 918
France	174	423	299
Belgium Lux	1 860	6 442	4 419
Netherlands	49	1 617	1 138
Italy	73	425	297
United Kingdom	23	709	493
Ireland	1	700	457
Denmark	14	337	235
Spain	16	484	338
Austria	70	777	544
Norway	4	268	191
Switzerland	1 155	12 771	8 933
Turkey	1	93	66
Estonia	1	50	35
Latvia	4	164	114
Poland	51	160	110
Czech Republik	110	536	375
Slovakia	35	227	155
Hungary	36	602	418
Slovenia	5	45	31
South Africa	6	284	199
USA	400	13 054	9 097
Canada	97	1 128	788
Mexico	25	395	278
Columbia	18	496	348
Ecuador	3	48	33
Brazil	41	1 568	1 060
Israel	11	127	91
Saudi Arabia	5	131	89
Qatar	2	97	69
United Arab Emirates	2	550	389
Oman	13	307	204
Indonesia	3	141	100
South Korea	30	1 662	1 092
Japan	24	420	293
Countries and territories not determined	8	43	31

Subject-Matter Series 7: Aussenhandel (Foreign Trade)

Series 1: Zusammenfassende Übersichten für den Außenhandel (Summary surveys of foreign trade)

This monthly publication, which appears approximately 6 weeks after the reference month, contains the most important import and export figures of special trade by commodity groups, by countries and groups of countries (EC countries, developing countries, state trading countries), as well as surveys of foreign trade volume and indices

In addition, monthly import and export trends are presented according to commodity groups of the food industry and the industrial economy in the delimitation of general trade

A survey of the foreign trade of OECD member countries appears in the form of an annex

The annual report with an enlarged programme of tabulations, inter alia, also contains data on customs storage trade and processing.

Series 2: Außenhandel nach Waren und Ländern (Spezialhandel) – (Foreign trade by commodities and countries – special trade)

In the monthly report, import and export figures (quantity and value) are published according to nearly all nine-digit code numbers of the Commodity Classification for Foreign Trade Statistics in a breakdown by major countries of origin/destination. The December report at the same time also serves as the annual report.

In a supplementary volume published annually (Series 2.1), data are provided on customs storage trade, transfer of goods from processing to free circulation, nominal customs revenue, and exports of goods of foreign origin.

Series 3: Außenhandel nach Ländern und Warengruppen (Spezialhandel) – (Foreign trade by countries and commodity groups – special trade)

This series presents at semi-annual intervals the import and export figures by countries of origin/destination in a breakdown by commodity groups and sub-groups of the food industry and industrial economy.

The report for the second half-year at the same time also serves as the annual report

Series 4: Außenhandel mit ausgewählten Waren (Foreign trade with selected commodities)

4.1: Ein- und Ausfuhr von Mineralöl (Generalhandel) – (Imports and exports of mineral oil – general trade)

This monthly report which becomes available approximately 8 weeks after the reference month contains the import and export figures for mineral oil by code numbers in a breakdown by countries of origin/destination

The December report at the same time contains the annual figures.

Series 5: Außenhandel mit ausgewählten Ländern (Foreign trade with selected countries)

5.1: Außenhandel mit den Entwicklungsländern (Spezialhandel) – (Foreign trade with the developing countries – special trade)

This report provides an annual presentation of foreign trade of the Federal Republic of Germany with the developing countries as countries of origin/destination and countries of sale/purchase, respectively, with a subdivision according to major product/commodity groups of the food industry and the industrial economy for each country

5.2: Handel mit den Staatshandelsländern (Trade with the state trading countries)

This biennial publication contains data on foreign trade of the Federal Republic of Germany with the state trading countries in a breakdown by countries of origin/destination and countries of sale/purchase, respectively, as well as by major commodity groups and sub-groups of the food industry and the industrial economy.

Series 6: Durchfuhr im Seeverkehr und Seeumschlag (Transit trade in sea-borne transport and transshipment)

This annual publication covers the commodities which, both in-coming and outgoing, were shipped in transit through the report area and via the major seaports of the Federal Republic of Germany, as well as transshipment. The tabulations are shown in a subdivision by seaports, commodity groups of the food industry and the industrial economy, as well as by countries of consignment/destination

Series 7: Außenhandel nach Ländern und Gütergruppen der Produktionsstatistiken (Spezialhandel) – (Foreign trade by countries and groups of goods of production statistics – special trade)

In this annual publication, imports and exports are shown by countries of origin/destination according to the definition and grouping of the groups/categories of goods of the Commodity Classification for Production Statistics. This provides for a commodity breakdown of foreign trade statistics according to the interrelations of production techniques

Series 8: Außenhandel nach dem Internationalen Warenverzeichnis für den Außenhandel (SITC-Rev. 3) und Ländern (Spezialhandel) – (Foreign trade according to the Standard International Trade Classification (SITC-Rev. 3) and by countries – special trade) – until 1987 SITC-Rev. II –

In this annual report (since 1978), import and export figures are shown according to the five-digit items of the Standard International Trade Classification (SITC-Rev. 3) in a breakdown by major countries of origin/destination.

The annex contains a confrontation of the items of the Standard International Trade Classification (SITC-Rev. 3) with the code numbers of the Commodity Classification for Foreign Trade Statistics

Series S: Sonderbeiträge (Special contributions)

S 3: Neuberechnung des Außenhandelsvolumens und der Außenhandelsindizes auf Basis 1980 – (New computation of the volume of foreign trade and of foreign trade indices, base 1980)

This report presents for the reporting period 1952 to 1983 the results of the new computation of the foreign trade volume and the foreign trade indices subsequent to the conversion to base year 1980.

S 5: Außenhandel nach dem Internationalen Warenverzeichnis für den Außenhandel (SITC-Rev. II) von 1978 bis 1987 (Foreign trade according to the Standard International Trade Classification (SITC-Rev. II) from 1978 to 1987)

This report contains the foreign trade figures (special trade) which are presented according to the five-digit items of the Standard International Trade Classification as "long-term series", comparable over a period of 10 reference years.

S 6: Systematiken in der Außenhandelsstatistik (Classifications in foreign trade statistics)

This publication illustrates the hierarchical structure of the Commodity Classification for Foreign Trade Statistics. This classification provides the basis for the declaration of goods and the processing and publication of data on the frontier-crossing trade in goods between the Federal Republic of Germany and foreign countries. At the same time, the special contribution describes the conversions made for purposes of publication between the commodity classification and various other classifications of goods for which foreign trade figures are presented in the individual series of Subject-Matter Series 7. In addition, the publication contains the complete correlation tables between the different nomenclatures and the Commodity Classification for Foreign Trade Statistics, Position: 1990.

Foreign language publications

Foreign Trade according to the Standard International Trade Classification (SITC-Rev. 3) – Special Trade – until 1987 SITC-Rev. II –

This annual publication in the English language contains foreign trade figures according to the Standard International Trade Classification (SITC-Rev. 3) with data by countries of origin/destination.

Classifications

Commodity Classification for Foreign Trade Statistics

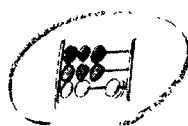
Standard International Trade Classification (SITC-Rev. 3)

Confrontation of the Classification of Goods for Production Statistics (GP) with the Commodity Classification for Foreign Trade Statistics (WA)

Alphabetic Index of Countries for Foreign Trade Statistics.

Confrontation of the commodity numbers of the Commodity Classification for Foreign Trade Statistics, 1987/1988

Comparison of the commodity numbers of the Commodity Classification for Foreign Trade Statistics, 1988/1987



Statistisches Bundesamt
Gustav-Stresemann-Ring 11
65189 Wiesbaden

Publications and prospectuses can be obtained from the publishers METZLER-POESCHEL,
Delivery: SFG-Servicecenter Fachverlage GmbH,
P.O.B 43 43, in 72774 Reutlingen.



Neu erschienen

Krankenhaus- verzeichnis

**Verzeichnis der Krankenhäuser
und der Vorsorge- oder
Rehabilitationseinrichtungen
in Deutschland**



Stand: 31.12.1995

Das „Krankenhausverzeichnis“ weist die Anschriften aller Einrichtungen in Deutschland nach, die im Berichtsjahr 1995 zur stationären Versorgung der Bevölkerung beigetragen haben. Das Verzeichnis ist eine Gemeinschaftsveröffentlichung der Statistischen Ämter der Länder und des Statistischen Bundesamtes.

Für 2 279 Krankenhäuser und 1 343 Vorsorge- oder Rehabilitationseinrichtungen sind der Name, die Anschrift, der Träger, die Betten nach Fachabteilungen sowie die Tages- oder Nachtklinikplätze nachgewiesen. Die Einrichtungen sind nach Bundesländern, Regierungsbezirken und Kreisen geordnet.

Das Verzeichnis eignet sich zur Beantwortung zahlreicher Fragestellungen. So können Krankenhäuser mit einer bestimmten Fachabteilung (z. B. Nuklearmedizin) differenziert nach Ländern ermittelt werden. Auch lassen sich Auswertungen hinsichtlich der unterschiedlichen Träger der Einrichtungen vornehmen.

Das systematische Verzeichnis der Krankenhäuser und der Vorsorge- oder Rehabilitationseinrichtungen ist als **Buchversion** (503 Seiten, DIN A 4, 49,- DM) sowie auf **Diskette** (98,- DM) erhältlich. Die Diskettenversion besitzt einen Festplattenspeicherbedarf von mindestens 2,4 MB. Die Daten sind im Format EXCEL 5.0 für Windows gespeichert.

**Erhältlich beim Statistischen Bundesamt, ZB / PVM, 65180 Wiesbaden,
Telefax 06 11 / 75 25 55.**