


Statistisches Bundesamt
Federal Statistical Office

Foreign Trade according to the Standard International Trade Classification (SITC-Rev.3) – Special Trade

1993

— METZLER —
POESCHEL



Statistisches Bundesamt

Federal Statistical Office

Foreign Trade according to the Standard International Trade Classification (SITC-Rev.3) — Special Trade

1993

Statistisches Bundesamt
Abteilung Dokumentation

**METZLER
POESCHEL**

Published by:

Federal Statistical Office
Gustav-Stresemann-Ring 11
65180 Wiesbaden
Telephone: (0611) 752475

Mailing address:

Federal Statistical Office
65180 Wiesbaden

Distribution:

Verlag Metzler-Poeschel, Stuttgart

Divery:

Messrs. Hermann Leins GmbH & Co. KG
Postbox 11 52
72125 Kusterdingen
Telephon: 0 70 71/93 53 50
Telefax: 0 70 71/3 36 53
Telex: 7 262 891 mepo d

Periodicity: annually

Published in January 1995

Price: DM 29,50

Order Number: 6370010 - 93700

© Statistisches Bundesamt, Wiesbaden 1995

All rights reserved. In particular, no part of this publication may, for commercial purposes, be translated, reproduced or copied, recorded on microfilm/microfiche or stored in retrieval systems without the prior explicit permission of the Statistisches Bundesamt.

Contents

	Page
Introduction	4
Geographical Nomenclature for the Foreign Trade Statistics of the Federal Republic of Germany	8
Alphabetical Index of Countries for Table 7	10
Chart: Index of Current Value, Volume and Average Value of Imports and Exports (Special Trade)	12
Tables:	
1 Development of Current Value and Volume (Base 1980) of Imports and Exports (Special Trade) by Sections of the SITC-Rev. 3	
1.1 Imports by Groups of Countries in 1 000 DM	14
1.2 Exports by Groups of Countries in 1 000 DM	16
2 Index of Current Value, Volume and Average Value of Imports and Exports (Special Trade) by Sections of the SITC-Rev. 3 (1980 = 100)	
2.1 Total	18
2.2 EC-Countries	20
2.3 Other Countries	22
3 Imports and Exports (Special Trade) by Sections and Divisions of the SITC-Rev. 3	
3.1 Imports	24
3.2 Exports	25
4 Imports and Exports (Special Trade) by Groups and Subgroups of SITC-Rev. 3	
4.1 Imports	26
4.2 Exports	43
5 Imports and Exports (Special Trade) by Continents and Countries (Countries of Production and Consumption)	60
6 Imports and Exports (Special Trade) by Groups of the SITC-Rev. 3 and by Countries of Production and Consumption	63
7 Imports and Exports (Special Trade) by Countries of Production and Consumption and by Groups of the SITC-Rev. 3	239

The data in the summary presentations relate to the Federal Republic of Germany according to the territory until 3 October 1990; they include Berlin-West.

The data in the main table relate to the Federal Republic of Germany according to the territory since 3 October 1990.

Symbols and Abbreviations

- 0 = Less than half of 1 at the last occupied digit, but more than nil
- = Category not applicable
- . = Figure unknown or not to be disclosed
- x = Tabular group blocked, information not meaningful
- n.e.s. = Not elsewhere stated

Introduction

1 General explanations

1.1 Legal foundations

The legal foundations of foreign trade statistics are:

- The Law on Statistics for Federal Purposes (Federal Statistics Law - BStatG) as amended on 22 January 1987 (Bundesgesetzblatt I, p. 462, 565 last amended by Article 6, Paragraph 36 of the Law of 27 December 1993 (BGBl. I p. 2378)
- The Law on Statistics on Frontier Crossing Trade in Goods (Foreign Trade Statistics Law - AHStatGes) of 1 May 1957 (Bundesgesetzblatt I, p. 413), amended by Article 9 of the 1st Law on the Adjustment of Statistics of 14 March 1980 (Bundesgesetzblatt I, p. 294),
- the Ordinance for the Implementation of the Law on Statistics on Frontier Crossing Trade in Goods (Foreign Trade Statistics - Implementing Ordinance - AHStatDV) as amended on 8 February 1989 (Bundesgesetzblatt I, p. 203), amended by the 8th Ordinance amending the Ordinance on the Implementation of the Law on Statistics on Frontier Crossing Trade in Goods of 14 June 1991 (Bundesgesetzblatt I, p. 1268),
- further the legal provisions of the EC as mentioned in Section I - Paragraph D of the leaflet on the Single Document of 23 October 1987, published in the Federal Advertiser on 12 November 1987, No. 213 a).

1.2 Subject-matter

Subject matter of the foreign trade statistics of the Federal Republic of Germany is the frontier crossing trade in goods of the statistical territory with foreign countries.

Foreign countries for the purposes of foreign trade statistics are the territories outside the statistical territory and outside the new Länder und Berlin-East.

Foreign trade statistics do not include the trade in goods between the statistical territory and the new Länder and Berlin-East. It is shown in separate statistics published as Series 6 in Subject-Matter Series 6 (Commerce, Hotel and Restaurant Industry, Tourism).

1.3 Statistical territory

The statistical territory of foreign trade statistics comprises the Federal Republic of Germany (excl. the customs exclave of Büsingen) incl. Berlin (West) and the Austrian communities of Jungholz and Mittelberg (as customs enclaves).

1.4 Declaration

The results of foreign trade statistics are generally based on the data provided by importers and exporters. The declaration for purposes of foreign trade statistics is a rule effected using the forms "Einfuhranmeldung" (Import declaration) and "Ausfuhrerklärung zugleich Ausfuhranmeldung" (Notification of exports and export declaration).

1.5 Trade system

The frontier crossing goods traffic is shown in foreign trade statistics as general trade (see Section 3), as special trade and as transit (only transhipment and transit entering and leaving by sea; see Series 6). Special trade essentially comprises those commodities which entered the statistical territory for use, contively, originated from production, working or manufacturing in the statistical territory and have been exported.

2 Special trade

2.1 The data of the present publication relate to special trade which comprises

2.1.1 in imports

- the direct importation of goods into free circulation, for inward processing under customs control ("Eigenveredelung" - processing of goods by Germans for German account - and "Lohnveredelung" - processing of goods by Germans for foreign account), after outward processing under customs control, and also repair trade,
- the importation of foreign goods leaving customs warehouses into the above mentioned types of imports; as warehouses in the meaning of foreign trade statistics are considered free port storage warehouses), as well as some special cases.

2.1.2 in exports

the exportation of goods from free circulation, after customs-approved inward processing ("Eigenveredelung" - processing of goods by Germans for German account - and "Lohnveredelung" - processing of goods by Germans for foreign account), for customs-approved outward processing, and also repair trade.

2.2 Ships' and aircraft stores

As ships' and aircraft stores are shown in special trade the delivery of foreign goods leaving customs warehouses for the needs of outward-bound German seagoing vessels and aircraft (as imports), as well as the delivery of goods from free circulation and inward processing for the needs of outward-bound foreign ships and aircraft stores as imports is also the delivery of foreign goods leaving customs warehouses for the supply of German seagoing ships and aircraft in foreign ports/airports. the relevant data are included in the types of importation and/or exportation mentioned in Section 2.1.1 and 2.1.2 respectively.

2.3 Exemptions and simplification

The results of foreign trade statistics do not comprise goods and transport operations which according to Art. 31 of the Ordinance for the Implementation of the Law on Statistics on Frontier Crossing in Goods (AHStatDV) are exempted from declaration, such as since October 1989 shipments of industrial goods of a value of up to DM 1 000 inclusive (previously DM 500) and of food and agricultural goods of a value of up to DM 200 inclusive (previously DM 100), provided the weight of the shipment does not exceed 1,00 kg; presents of a value of DM 1 000 inclusive per shipment; silver and gold for international payments; diplomatic and consular goods; up to 1975 electric power.

Not included either are goods imported or exported by the foreign armed forces stationed in the Federal Republic of Germany.

2.4 Reference month

As far as the presentation of foreign trade as special trade is concerned, direct imports and exports are generally shown in the month they crossed the border, while importations of goods entering customs warehouses, on the other hand, are shown only at the time of their importation from customs warehouses. Due to unavoidable delays in the submission of the declaration, and also because of the necessity to clear up doubtful items, it possible to some, though a rather small extent that imports and exports are shown in a later reporting period. On the other hand, the export figures may also comprise shipments which, with the combined shipping procedure, with the simplified combined shipping procedure by railway or with the TIR procedure, have not yet left the statistical territory.

2.5 Commodity classification

The grouping of commodities is shown according to the Standard International Trade Classification,

Revision 3 (abbreviated title: SITC-Rev. 3; Statistical Papers, Series M, No. 34/Rev. 3).

According to a decision of the Council of the European Communities taken on 9 December 1985 (75/767 EEC), this revised version of the SITC will be used in the member countries as of January 1978. It replaces the first revised 1961 version of the Standard International Trade Classification (SITC, Revised).

As against the first revised version, the SITC-Rev. 3 contains numerous changes and, in part, considerable extensions and has also been reconciled with the Nomenclature of the Customs Cooperation Council - CCCN - (formerly "Brussels Tariff Nomenclature") in such a manner that the smallest components (5 - digit SITC - positions) are corresponding to the tariff numbers of this nomenclature, of parts of such tariff numbers.

Details concerning the allocation of commodities can be seen from a correlation of the positions of the SITC-Rev. 3 with the Commodity Classification for Foreign Trade Statistics which can be obtained as a special print direct from the Federal Statistical Office, Postfach 55 28, D-65180 Wiesbaden. This correlation is further published as Annex 1 in the annual issue of Series 1 of Subject - Matter Series 7.

In the present report, the figures shown are for all reporting periods presented according to the new version of the SITC-Rev. II.

For many items the commodity descriptions have been abbreviated. The complete wording can be seen from the original version of the SITC, Rev. II, of the United Nations.

Deviating therefrom, postal packages (911) are classified in German foreign trade statistics according to their contents. Gold coins are covered by group 972; other coins (961) used as legal tender are not contained in the figures of foreign trade statistics.

Foreign Trade of electric energy comprises the financial settlements (incl. some special cases) and is shown throughout in Mwh.

See also the article "Neue Warennomenklaturen für die Außenhandelsstatistik ab 1988" (New nomenclatures of goods for foreign trade statistics in "Wirtschaft und Statistik") No. 5/1987, p. 396 ff. -

2.6 Presentation

In Table 6 only those countries for which the reported value of imports or exports was at least \$ 30,000 are presented under the individual groups.

Table 7 presents under the various countries merely those groups of the SITC, for which the reported value for imports or exports was at least \$ 30,000 in the year concerned.

Where the country of origin is not known, it will be replaced by the country of consignment. The country of consignment is the country from which the goods were shipped into the statistical territory without being subjected to consecutive stays or legal operations in the countries of transit other than those in connection with their shipment.

with regard to exports, that country is shown as the country of destination in which the goods shall be used or consumed, worked or manufactured. Where the country of destination is not known, it will be the last known country into which the goods are to be shipped that will be considered as the country of destination.

2.7 Partner countries

The "Alphabetic Index of Countries for Foreign Trade Statistics" as of January 1993 includes altogether 219 countries or areas, respectively. A detailed list of all countries is included in this publication.

With regard to imports, that country of origin as the country of production where goods were produced (country of origin), where the goods either were entirely extracted or manufactured, or where they underwent their last essential and economically justified working or stage of manufacture. There apply the conceptual definitions of Articles 4 to 7, Par. 1, of the Ordinance (EEC) No. 802/68 of the Council of 27 June 1968 (OJ EurCom., No. L 148, p. 1). As far as exports are concerned, that country is shown as the country of consumption (country of destination), in which the goods are to be used or consumed, worked or transformed.

2.8 Quantities

The quantity data (deciton - dt = 100 kg) refer to the net weight of the goods, or the net weight incl. retail packaging, respectively.

2.9 Values

The values are presented in DM 1,000 and in \$ 1,000. As a general principle, they relate to the value free at border which, independently of the currency shown on the invoice, must always be declared and recorded in DM. This is the value free at border of the statistical territory, and, as imports are concerned, the duties on entry are excluded. In the case of exportation or importation after processing, always the full value of the

goods including processing and distribution costs is shown.

The values published in \$ 1,000 have been subsequently computed for imports and exports from the DM values. For this purpose, the following conversion rates were applied.:

As from year, month	DM for 1 US-\$	As from year, month	DM for 1 US-\$
1988		1989	
January	1,65	January	1,83
February	1,70	February	1,85
March	1,68	March	1,87
April	1,69	April	1,87
May	1,69	May	1,95
June	1,76	June	1,98
July	1,84	July	1,89
August	1,89	August	1,93
September	1,87	September	1,95
Oktober	1,82	Oktober	1,87
November	1,75	November	1,83
Dezember	1,76	Dezember	1,74
1990		1991	
January	1,69	January	1,51
February	1,68	February	1,48
March	1,70	March	1,60
April	1,69	April	1,70
May	1,66	May	1,72
June	1,68	June	1,78
July	1,64	July	1,79
August	1,57	August	1,75
September	1,57	September	1,70
Oktober	1,52	Oktober	1,69
November	1,49	November	1,63
Dezember	1,49	Dezember	1,57
1992		1993	
January	1,58	January	1,62
February	1,62	February	1,64
March	1,67	March	1,65
April	1,65	April	1,60
May	1,62	May	1,61
June	1,58	June	1,65
July	1,49	July	1,71
August	1,45	August	1,70
September	1,44	September	1,62
Oktober	1,48	Oktober	1,64
November	1,59	November	1,70
Dezember	1,58	Dezember	1,71

Deviations from the specific conversion ratio may be due to rounding of the partial figures of which the figures shown here are composed.

2.10 Volume, indices, terms of trade

The volume is determined by multiplying the quantity of the reference month (per commodity number and group of countries) which the unit value of the base year (per commodity number and group of countries). The required base unit values are calculated by dividing the actual values of the

base year (per commodity number and group of countries) by the relevant quantities. The volume indicates what the imports/exports would have been in the reference period if the unit values of the base year had remained constant.

The current value index shows the development of the nominal values as related to the base period. The volume index (according to Laspeyres) represents the development of foreign trade, adjusted for changes of the unit value. The unit value index (according to Paasche) informs about the movement of import and export unit values on the basis of the frontier crossing values. The terms of trade indicate how the purchasing power of an export unit, as measured in import units, has changed against the base year.

Index formulae:

- Current value index
$$V_{o,n} = \frac{p_n \cdot q_n}{p_o \cdot q_o} \cdot 100$$

- Volume index:

(according to Laspeyres)
$$Q_{o,n} = \frac{p_o \cdot q_n}{p_o \cdot q_o} \cdot 100$$

- Unit value index:

(according to Paasche)
$$P_{o,n} = \frac{p_n \cdot q_n}{p_o \cdot p_n} \cdot 100$$

- Terms of trade:
$$ToT = \frac{P_{o,n}}{P_{o,n}^{(m)}} \cdot 100$$

(real change relationship)

p = unit value per commodity number and group of countries, q = quantity per commodity number and group of countries, o = base period, n = reference period

$p_{o,n}^{(x)}$ = index of export unit values, $p_{o,n}^{(m)}$ = index of import unit values.

See in this connection the article: "Neuberechnung des Außenhandelsvolumens und der Außenhandelsindizes of Basis 1980" in "Wirtschaft und Statistik", No. 2/1984, p. 155 ff.

2.11 Publications and information service

Rather detailed figures of foreign trade statistics are being published in Series 2 to 8 and S of Subject-Matter Series 7, entitled "Außenhandel" (Foreign trade).

Moreover, figures of still greater detail may be obtained against reimbursement of costs in the form of table extracts from the Federal Statistical Office, P.O.B. 5528, D-65180 Wiesbaden. Out of the great number of possible tabulations, the following should be mentioned:

Imports and exports by commodity number, countries of origin and of destination, types of imports and of exports,

Imports by code numbers, countries of origin and types of imports,

Imports/exports by sections, divisions, groups, sub-groups or items of the SITC and countries of origin/destination,

Imports/exports by trading countries and by countries of origin/destination as well as by commodity subgroups of food industry and the industrial economy,

Imports entering customs warehouses, imports leaving customs warehouses and exports leaving customs warehouses by commodity numbers and countries

Imports according to branches of transport, border sections, countries of origin and of destination as well as commodity of food industry and the industrial economy

A detailed description of the methodology of foreign trade statistics is contained in the publication "Außenhandel und Statistik" (Foreign Trade and Statistics) of the series "Zahl und Leben" (Figures and Life), No. 7 also published by Messrs. W. Kohlhammer.

See also the article "Methodische, systematische und anmeldetechnische Änderungen in der Außenhandelsstatistik ab 1988" (Changes of methodology, classification and declaration techniques in foreign trade statistics as from 1988) in "Wirtschaft und Statistik", No. 10/1986, p. 773 ff.

3 Notes

The figures for 1990 are definite results. For the results of earlier reference periods always applies the "Introductory Note" (Vorbemerkung) of the relevant report.

Geographical Nomenclature for the Foreign Trade Statistics of the Federal Republic of Germany

EUROPE

Community

- 001 France (incl. Monaco)
- 002 Belgium a. Luxembourg
- 003 Netherlands
- 005 Italy (incl. San Marino)
- 006 United Kingdom (Great Britain, Northern Ireland, Isle of Man, British Channel Islands)
- 007 Ireland
- 008 Denmark
- 009 Greece
- 010 Portugal (incl. Azores a. Madeira)
- 011 Spain
Spanish territories not included in the customs or statistical territory
- 021 Canary Islands
- 022 Ceuta a. Melilla

Other European Countries

- 024 Iceland
- 028 Norway (incl. Svalbard)
- 030 Sweden
- 032 Finland
- 036 Switzerland (incl. Büsingen,
Liechtenstein)
- 038 Austria (excl. Jungholz a.
Mittelberg)
- 041 Faroe Islands
- 043 Andorra
- 040 Gibraltar
- 045 Vatican City State
- 046 Malta
- 052 Turkey
- 053 Estonia
- 054 Latvia
- 055 Lithuania
- 060 Poland
- 061 Czech Republik
- 063 Slovakia
- 064 Hungary
- 066 Romania
- 068 Bulgaria
- 070 Albania
- 072 Ukraine
- 073 Belarus
- 074 Moldova
- 075 Russia
- 076 Georgia
- 077 Armenia
- 078 Azerbaijan
- 079 Kazakhstan
- 080 Turkmenistan

- 081 Uzebekisten
082 Tadjikistan
083 Kyrgyzstan
091 Slovenia
092 Croatia
093 Bosnia a. Herzegovina
094 Serbia a. Montenegro
096 Macedonia

AFRICA

North Africa

- 204 Morocco
208 Algeria
212 Tunisia
216 Libya
220 Egypt
224 Sudan

West Africa

- 228 Mauritania
232 Mali
236 Burkina Faso
240 Niger
244 Chad
247 Cape Verde
248 Senegal
252 Gambia
257 Guinea Bissau
260 Guinea
264 Sierra Leone
268 Liberia
272 Côte d'Ivoire
276 Ghana
280 Togo
284 Benin
288 Nigeria

Central, East and South
Africa

- 302 Cameroon
306 Central African Republic
310 Equatorial Guinea
311 Sao Tomé a. Príncipe
314 Gabon
318 Congo
322 Zaire
324 Rwanda
328 Burundi
329 St. Helena a. dependencies

- 330 Angola
334 Ethiopia
338 Djibouti
342 Somalia
346 Kenya
350 Uganda
352 Tanzania
355 Seychelles a. dependencies
357 British Indian Ocean Territory
(Chagos Archipelago)
366 Mozambique
370 Madagascar
372 Réunion
373 Mauritius
375 Comoros
377 Mayotte
378 Zambia
382 Zimbabwe
386 Malawi
388 South Africa
389 Namibia
391 Botswana
393 Swaziland
395 Lesotho

AMERIKA

North America

- 400 United States of America
(incl. Puerto Rico)
404 Canada
406 Greenland
408 St Pierre a. Miquelon

Central and South Amerika

- 412 Mexico
413 Bermuda
416 Guatemala
421 Belize
424 Honduras
428 El Salvador
432 Nicaragua
436 Costa Rica
442 Panama
446 Anguilla
448 Cuba
449 St. Christoph a. Nevis
452 Haiti
453 Bahamas
454 Turks a. Caicos Islands
456 Dominican Republic
457 Virgin Islands of the United States

Country	Page	Country	Page
<u>noch:</u>	608 Syria	743 Macao	
Central and South Amerika	612 Iraq		
	616 Iran		
458 Guadeloupe	624 Israel	AUSTRALASIA,	
459 Antigua a. Barbuda	628 Jordan	OCEANIA AND	
460 Dominca	632 Saudi Arabia	OTHER TERRI-	
461 British Virgin Islands	636 Kuwait	TORIES	
462 Martinique	640 Bahrain		
463 Cayman Islands	644 Qutar	800 Australia	
464 Jamaica	647 United Arab Emirates	801 Papua New Guinea	
465 St. Lucia	649 Oman	802 Australian Oceania (Heard a.	
467 St. Vincent	653 Yemen	McDonald Islands, Cocos	
469 Barbados		Islands, Christmas a. Nor-	
472 Trinidad a. Tobago		folk Islands	
473 Grenada		803 Nauru	
474 Aruba		804 New Zealand	
476 Netherlands Antilles		806 Solomon Islands	
(Curacao, etc.)	Other Asian Countries	807 Tuvalu	
480 Colombia		809 New Caledonia a. depen-	
484 Venezuela		dencies	
488 Guyana	660 Afghanistan	810 American Oceania	
492 Suriname	662 Pakistan	811 Wallis a. Futuna Islands	
496 French Guiana	664 India (incl. Sikkim)	812 Kiribati	
500 Ecuador	666 Bangladesh	813 Pitcairn	
504 Peru	667 Maldives	814 New Zealand Oceania	
508 Brazil	669 Sri Lanka (Ceylon)	(Tokelau a. Niue Islands);	
512 Chile	672 Nepal	Cook Islands	
516 Bolivia	675 Bhutan	815 Fiji	
520 Paraguay	676 Myanmar	816 Vanuatu	
524 Uruguay	680 Thailand	817 Tonga	
528 Argentina	684 Laos	819 Western Samoa	
529 Falkland Islands a. depen-	690 Vietnam	822 French Polynesia	
dencies	696 Cambodia	823 Federated States of Micro-	
	700 Indonesia	nesia	
	701 Malaysia (Malaya, Sabah,	824 Marshal Islands	
	Sarawak)	890 Polar Regions	
	703 Brunei		
	706 Singapore		
ASIA	708 Philippines		
	716 Mongolia		
	720 China		
Near and Middle East	724 North Korea		
	728 South Korea		
	732 Japan		
600 Cyprus	736 Taiwan		
604 Lebanon	740 Hong Kong		

MISCHELLANEOUS

- 950 Stores a. provision
958 Countries a. territories not
determined

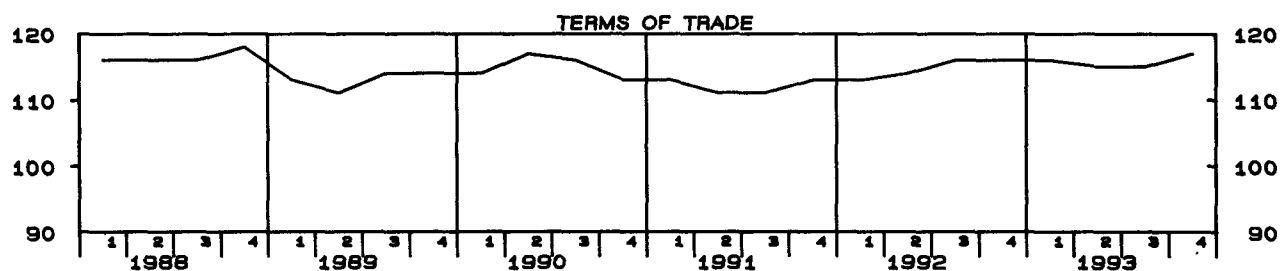
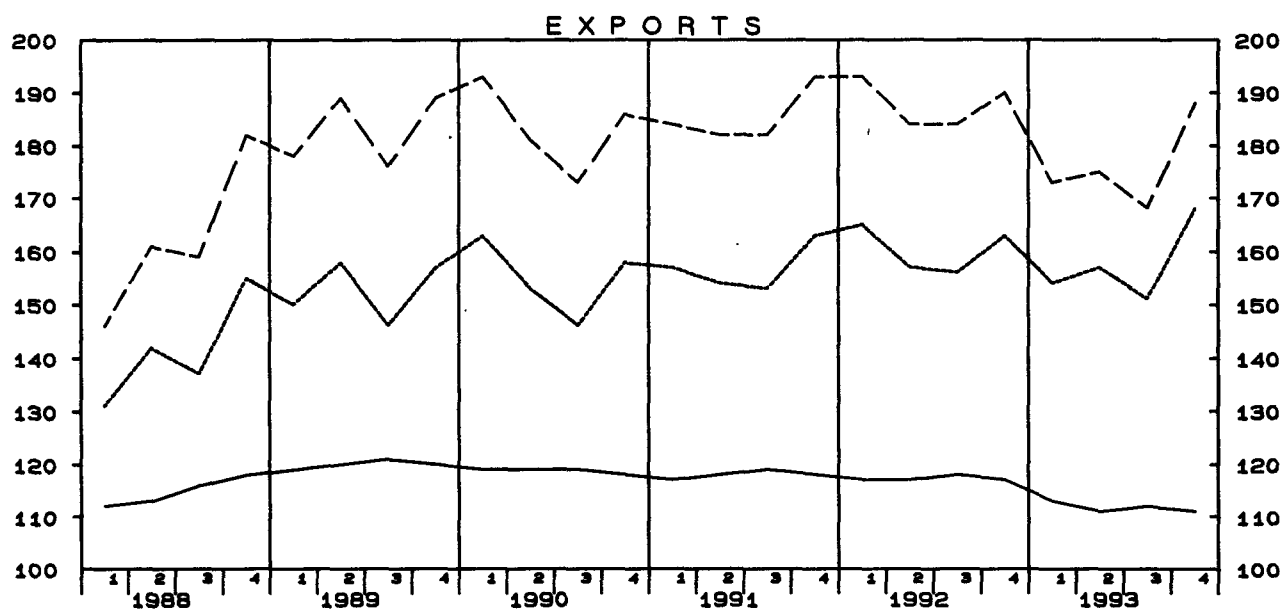
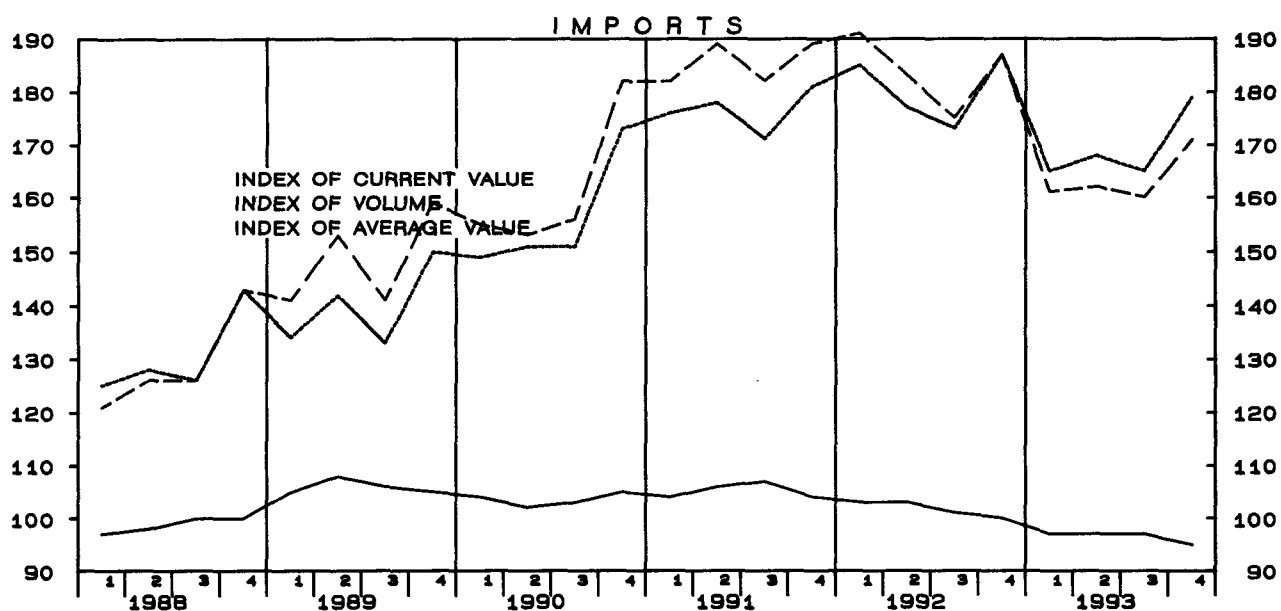
Neither the headings which make up this nomenclature nor the details used with them are to be taken as any expression of opinion on the political status of the countries or territories concerned.

Alphabetical Index of Countries for Table 7

Country	Page	Country	Page
Afghanistan	375	Ecuador	352
Albania	294	Egypt	313
Algeria	310	El Salvador	342
American Oceania	405	Equatorial Guinea	322
Americ. Virgin Is.	346	Estonia	278
Andorra	274	Ethiopia	325
Angola	324	Falkland Is.	361
Antigua & Barbuda	347	Faroe Islands	274
Anguilla	344	Federated States of Micronesia	406
Argentina	360	Finland	267
Armenia	300	Fiji	405
Aruba	349	France	239
Australia	401	French Guiana	352
Austral. Oceania	403	French Polynesia	405
Austria	272	Gabon	322
Azerbaijan	300	Gambia	317
Bahamas	345	Georgia	300
Bahrain	371	Ghana	319
Bangladesh	378	Gibraltar	275
Barbados	348	Greece	255
Belarus	296	Greenland	339
Belgium & Luxembourg	241	Grenada	349
Belize	342	Guadeloupe	346
Benin	320	Guatemala	341
Bermuda	341	Guinea	317
Bhutan	380	Guinea-Bissau	317
Bolivia	357	Guyana	352
Bosnia a. Herzegovina	307	Haiti	345
Botswana	334	Honduras	342
Brazil	354	Hong Kong	398
Brit. In. Oc. Terr.	328	Hungary	288
British Virgin Islands	347	Iceland	262
Brunei	387	India	376
Bulgaria	292	Indonesia	384
Burkina Faso	315	Iran	364
Burundi	324	Iraq	364
Cambodia	383	Ireland	250
Cameroon	321	Israel	366
Canada	337	Italy	246
Canary Islands	261	Jamaica	347
Cape Verde	316	Japan	395
Cayman Islands	347	Jordan	368
Central Afr. Rep.	322	Kazakhstan	301
Ceuta and Melilla	262	Kenya	326
Czech. Republic	284	Kiribati	405
Chad	316	Kuwait	370
Chile	356	Kyrgyzstan	303
China	390	Laos	382
Columbia	350	Latvia	279
Comoros	330	Lebanon	362
Congo	323	Lesotho	334
Costa Rica	343	Liberia	318
Côte d'Ivoire	318	Libya	312
Croatia	305	Lithuania	280
Cuba	344	Macao	400
Cyprus	361	Madagascar	328
Denmark	252	Malawi	331
Djibouti	325	Malaysia	385
Dominica	347	Maldives	379
Dominican Republic	346	Mali	315

Country	Page	Country	Page
Malta	275	Singapore	387
Macedonia	307	Solomon Islands	404
Marshall Islands	406	Somalia	326
Martinique	347	South Africa	332
Mauritania	315	South Korea	393
Mauritius	329	Slovenia	303
Mayotte	330	Spain	259
Mexico	339	Sri Lanka	379
Moldova	297	St. Christoph a. Nevis	345
Mongolia	390	St. Helena	324
Morocco	309	St. Lucia	348
Mozambique	328	St. Pierre & Miquelon	339
Myanmar	380	St. Vincent	348
Namibia	334	Sudan	314
Nauru	403	Suriname	352
Nepal	380	Swaziland	334
Netherl. Antilles	349	Sweden	265
Netherlands	243	Switzerland	269
New Caledonia	404	Syria	363
New Zealand	403	Tadjikistan	302
N. Zealand Oceania	405	Taiwan	397
Nicaragua	343	Tanzania	327
Niger	316	Thailand	381
Nigeria	320	Togo	320
North Korea	392	Tonga	405
Norway	263	Trinidad and Tobago	348
Oman	373	Turks & Caicos Is.	346
Pakistan	375	Tunisia	311
Panama	344	Turkey	276
Papua New Guinea	402	Turkmenistan	302
Paraguay	358	Tuvalu	404
Peru	353	Uganda	327
Philippines	389	Ukraine	294
Pitcairn	405	Countries a. territories not determined	406
Poland	282	Unit. Arab. Emirates	372
Polar Reg.	406	United Kingdom	248
Portugal	257	Uruguay	359
Qatar	372	USA	335
Réunion	329	Uzbekistan	302
Romania	290	Vanuatu	405
Russia	298	Vatican City	275
Rwanda	324	Venezuela	351
S. Tomé & Príncipe	322	Vietnam	383
Saudi Arabia	368	Wallis & Futuna	405
Slovakia	286	West. Samoa	405
Senegal	316	Yemen	374
Serbia a. Montenegro	307	Zaire	323
Seychelles	328	Zambia	330
Stores a. provisions	406	Zimbabwe	331
Sierra Leone	318		

INDEX OF CURRENT VALUE, VOLUME AND AVERAGE VALUE OF IMPORTS
AND EXPORTS (SPEZIAL TRADE)
1980 = 100 BNK08961



STATISTISCHES BUNDESAMT

1) INDEX OF AVERAGE VALUE OF EXPORTS IN %
OF THE INDEX OF AVERAGE VALUE OF IMPORTS

T a b l e s

**1 Development of Current Value and Volume of Imports and Exports
(Special Trade) by Sections of the SITC - Rev. 3**
1.1 Imports by Groups of Countries
- Countries of production -

Year Quarter	Total	Section									
		0	1	2	3	4	5	6	7	8	9
		Food and live animals	Beverages and tobacco	Crude materials, inedible	Mineral fuels, lubricants etc.	Animal and vegetable oils and fats	Chemicals	Manu- factured goods classified chiefly by material	Machinery and transport equipment	Miscella- neous manu- factured articles	Commodities and trans- actions not classified acc. to kind 1)
Current Value in 1 000 DM											
Total											
1990	550 627 705	46 377 795	5 423 862	29 534 802	45 548 306	1 524 223	49 662 715	98 253 529	178 099 608	83 061 466	13 141 399
1991	633 054 296	52 967 981	6 473 011	28 118 532	49 353 497	1 599 479	53 558 086	105 101 468	223 092 686	101 978 421	10 811 135
1992	627 950 335	54 184 797	6 600 976	27 963 954	44 792 116	1 735 552	53 974 304	104 382 132	217 940 271	102 533 792	13 842 441
1993	557 781 490	46 351 311	5 899 813	22 636 832	42 564 986	1 515 325	46 450 402	84 718 205	184 659 742	93 465 959	29 518 915
1990 Q. 1	132 034 011	10 845 085	1 203 408	7 834 809	10 486 162	392 051	12 072 700	24 158 609	41 543 200	20 238 457	3 259 530
Q. 2	130 940 777	11 599 123	1 216 318	7 690 878	9 214 338	360 556	12 242 460	24 775 655	42 344 492	18 165 334	3 331 623
Q. 3	132 723 335	11 248 258	1 287 380	6 721 194	10 847 883	378 915	12 024 292	23 184 986	42 414 784	21 385 973	3 229 670
Q. 4	154 929 582	12 685 329	1 716 756	7 287 921	14 999 923	392 701	13 323 263	26 134 279	51 797 132	23 271 702	3 320 576
1991 Q. 1	155 541 347	12 607 136	1 559 789	6 737 265	12 905 783	379 189	13 865 919	26 136 217	53 457 740	25 225 730	2 666 579
Q. 2	160 943 480	13 300 886	1 572 775	7 333 972	12 308 104	381 102	13 850 475	27 031 696	59 099 350	23 236 027	2 829 093
Q. 3	155 638 016	12 951 896	1 514 551	7 049 602	10 954 470	410 104	13 153 724	25 896 778	53 423 021	27 629 693	2 654 177
Q. 4	160 931 453	14 108 063	1 825 896	6 997 693	13 185 140	429 084	12 687 968	26 036 777	57 112 575	25 886 971	2 661 286
1992 Q. 1	162 998 505	13 538 083	1 606 755	7 153 393	12 006 577	439 425	14 091 911	26 356 956	56 938 829	27 032 990	3 833 586
Q. 2	156 126 215	14 120 582	1 497 149	7 331 123	11 280 985	426 725	13 613 367	26 738 021	55 880 218	22 443 323	2 794 724
Q. 3	149 177 750	12 395 034	1 525 926	6 522 624	10 485 940	427 232	13 246 078	24 874 967	49 553 366	26 271 591	3 874 992
Q. 4	159 647 865	14 131 098	1 971 146	6 956 814	11 018 614	442 170	13 022 948	26 412 188	55 567 860	26 785 888	3 339 139
1993 Q. 1	137 518 161	10 751 710	1 331 104	5 469 641	10 747 227	351 323	11 416 621	20 355 226	45 700 556	22 684 907	8 709 846
Q. 2	138 538 728	11 306 181	1 474 480	5 769 153	10 211 053	382 285	11 338 550	21 444 663	47 327 810	21 110 197	8 174 356
Q. 3	136 250 235	11 586 343	1 359 543	5 301 920	10 145 248	384 619	11 510 947	20 409 613	42 876 338	24 886 529	7 789 135
Q. 4	145 474 366	12 707 077	1 734 686	6 096 118	11 461 458	397 098	12 184 284	22 508 703	48 755 038	24 784 326	4 845 578
EC-Countries 2)											
1990	268 912 966	28 351 240	3 798 746	9 625 369	18 629 344	732 763	32 385 729	52 511 294	85 400 542	33 249 817	4 228 122
1991	310 187 247	32 351 162	4 543 331	9 258 089	20 637 971	794 563	34 249 496	55 726 629	108 858 849	39 766 685	3 990 472
1992	306 297 295	34 005 662	4 399 978	9 104 225	17 277 463	850 292	34 179 141	55 523 175	104 918 179	40 618 693	5 420 487
1993	250 567 033	27 616 993	3 952 372	6 323 595	17 160 344	663 914	27 859 662	39 763 766	77 437 758	29 525 147	20 263 482
1990 Q. 1	63 770 910	6 417 621	849 195	2 532 624	4 311 739	174 029	7 839 977	12 779 478	20 049 301	7 857 651	959 295
Q. 2	63 769 821	7 295 682	843 994	2 470 976	3 750 542	171 689	8 027 357	13 358 361	19 463 394	7 321 712	1 066 114
Q. 3	64 016 977	7 195 596	904 192	2 071 457	4 373 130	185 157	7 885 925	12 150 390	19 890 930	8 331 055	1 029 145
Q. 4	77 355 258	7 442 341	1 201 365	2 550 312	6 193 933	201 888	8 632 470	14 223 065	25 996 917	9 739 399	1 173 568
1991 Q. 1	77 759 618	7 506 417	1 080 711	2 339 381	5 919 039	204 144	8 847 636	13 723 633	27 293 220	9 903 416	942 021
Q. 2	79 494 614	8 155 408	1 108 677	2 579 748	5 049 158	191 313	8 748 919	14 461 238	29 066 980	9 073 791	1 059 382
Q. 3	73 518 044	8 296 990	1 058 762	1 998 891	4 099 046	188 230	8 494 919	13 459 413	24 653 033	10 332 271	936 489
Q. 4	79 414 971	8 392 347	1 295 181	2 350 069	5 570 728	210 876	8 158 022	14 082 345	27 845 616	10 457 207	1 052 580
1992 Q. 1	79 252 015	8 043 481	1 028 870	2 431 779	4 967 395	222 799	8 997 110	13 964 211	27 951 832	10 403 164	1 241 374
Q. 2	77 133 073	8 935 794	1 009 055	2 460 356	4 073 698	204 773	8 679 669	14 367 006	27 014 171	9 132 278	1 236 273
Q. 3	71 815 355	8 291 926	1 019 034	1 974 854	3 863 139	217 248	8 407 501	13 028 665	23 195 722	10 171 741	1 645 525
Q. 4	78 096 852	8 734 461	1 343 019	2 237 236	4 373 231	205 472	8 094 861	14 143 293	26 756 454	10 911 510	1 297 315
1993 Q. 1	62 901 547	6 188 250	823 243	1 633 869	4 238 557	157 820	6 851 769	9 415 123	19 983 538	7 086 113	6 523 265
Q. 2	63 544 016	6 806 005	1 047 190	1 656 217	3 899 144	169 838	6 750 162	10 116 292	20 377 096	6 785 559	5 936 513
Q. 3	60 141 410	7 273 915	851 361	1 448 824	3 963 093	166 855	6 960 411	9 501 245	17 080 272	7 689 455	5 205 979
Q. 4	63 980 060	7 348 823	1 230 578	1 584 685	5 059 550	169 401	7 297 320	10 731 106	19 996 852	7 964 020	2 597 725
Other Countries 3)											
1990	281 714 739	18 026 555	1 625 116	19 909 433	26 918 962	791 460	17 276 986	45 742 235	92 699 066	49 811 649	8 913 277
1991	322 867 049	20 616 819	1 929 680	18 850 443	28 715 526	804 916	19 308 590	49 374 839	114 233 837	62 211 736	6 820 663
1992	321 653 040	20 179 135	2 200 998	18 859 729	27 514 653	885 260	19 795 163	48 858 957	113 022 092	61 915 099	8 421 954
1993	307 214 457	18 734 318	1 947 441	16 313 237	25 404 642	851 411	18 590 740	44 954 439	107 221 984	63 940 812	9 255 433
1990 Q. 1	68 263 101	4 427 464	354 213	5 302 185	6 174 423	218 022	4 232 723	11 379 131	21 493 899	12 380 806	2 300 235
Q. 2	67 170 956	4 303 441	372 324	5 219 902	5 463 796	188 867	4 215 103	11 417 294	22 881 098	10 843 622	2 265 509
Q. 3	68 706 358	4 052 662	383 188	4 649 737	6 474 753	193 758	4 138 367	11 034 596	22 523 854	13 054 918	2 200 525
Q. 4	77 574 324	5 242 988	515 391	4 737 609	8 805 990	190 813	4 690 793	11 911 214	25 800 215	13 532 303	2 147 008
1991 Q. 1	77 781 729	5 100 719	479 078	4 397 884	6 986 744	175 045	5 018 283	12 412 584	26 164 520	15 322 314	1 724 558
Q. 2	81 448 866	5 145 478	464 098	4 754 224	7 258 946	189 789	5 101 556	12 570 458	30 032 370	14 162 236	1 769 711
Q. 3	82 119 972	4 654 906	455 789	5 050 711	6 855 424	221 874	4 658 805	12 437 365	28 769 988	17 297 422	1 717 688
Q. 4	81 516 482	5 715 716	530 715	4 647 624	7 614 412	218 208	4 529 946	11 954 432	29 266 959	15 429 764	1 608 706
1992 Q. 1	83 746 490	5 494 602	577 885	4 721 614	7 039 182	216 626	5 094 801	12 392 745	28 986 997	16 629 826	2 592 212
Q. 2	78 993 142	5 184 788	488 094	4 870 767	7 207 287	221 952	4 933 698	12 351 015	28 886 045	13 311 045	1 558 451
Q. 3	77 362 395	4 103 108	506 892	4 547 770	6 622 801	209 984	4 838 577	11 846 302	26 357 644	16 099 850	2 229 467
Q. 4	81 551 013	5 396 637	628 127	4 719 578	6 645 383	236 698	4 928 087	12 268 895	28 811 406	15 874 378	2 041 824
1993 Q. 1	74 616 614	4 563 460	507 861	3 835 772	6 508 670	193 503	4 564 852	10 940 103	25 717 018	15 598 798	2 186 581
Q. 2	74 994 712	4 500 176	427 290	4 112 936	6 311 909	212 447	4 588 388	11 328 371	28 950 714	14 324 638	2 237 843
Q. 3	76 108 825	4 312 428	508 182	3 853 096	6 182 155	217 764	4 550 536	10 908 368	25 796 066	17 197 074	2 583 156
Q. 4	81 494 306	5 358 254	504 108	4 511 433	6 401 908	227 697	4 886 964	11 777 597	28 758 186	16 820 306	2 247 853

1) Goods returned and replaced have not been allocated to the various sections according to their type but were as a whole included in Section 9.

2) France, Belgium an Luxembourg, Netherlands, Italy, United Kingdom, Irish Republic, Denmark

3) Incl. polar regions ships, and aircraft supplies and unidentified countries.

**1 Development of Current Value and Volume of Imports and Exports
(Special Trade) by Sections of the SITC - Rev. 3**
1.1 Imports by Groups of Countries
- Countries of production -

Year Quarter	Total	Section									
		0	1	2	3	4	5	6	7	8	9
		Food and live animals	Beverages and tobacco	Crude materials, inedible	Mineral fuels, lubricants etc.	Animal and vegetable oils and fats	Chemicals	Manu- factured goods classified chiefly by material	Machinery and transport equipment	Miscella- neous manu- factured articles	Commodities and trans- actions not classified acc to kind 1)
Volume in 1 000 DM 2)											
Total											
1990	532 863 854	50 203 522	4 351 769	29 565 841	69 600 278	2 328 015	48 169 982	92 030 486	148 834 338	75 099 804	x
1991 ..	602 551 070	55 743 437	5 081 303	29 869 116	76 616 673	2 516 570	50 709 805	101 284 171	179 193 690	91 176 011	x
1992	616 417 558	59 022 670	5 196 338	31 545 523	81 251 982	2 555 858	54 725 415	104 202 373	173 512 931	91 388 653	x
1993	577 443 909	55 778 224	4 583 882	28 043 375	81 780 050	2 279 466	51 251 841	91 873 797	147 428 786	86 425 334	x
1990 Q. 1	127 078 510	11 597 765	945 843	7 605 373	16 737 822	557 306	11 748 234	22 550 427	34 634 836	17 572 121	x
Q. 2	128 844 172	12 139 655	953 981	7 605 945	17 133 695	540 254	11 982 488	23 186 272	35 506 364	16 517 377	x
Q. 3	129 172 716	12 294 847	1 066 432	6 795 231	17 399 758	587 282	11 818 887	21 704 911	35 244 664	19 139 760	x
Q. 4	147 768 456	14 171 255	1 385 513	7 559 292	18 329 003	643 173	12 620 373	24 588 876	43 448 474	21 870 546	x
1991 Q. 1	150 171 854	13 842 010	1 280 595	7 148 963	19 159 879	633 036	12 778 560	25 470 572	44 226 193	22 962 979	x
Q. 2	152 255 518	13 878 793	1 253 807	7 676 883	19 274 396	596 318	13 015 356	25 802 515	46 698 672	21 389 944	x
Q. 3	145 700 744	13 315 317	1 184 251	7 499 599	17 391 981	640 964	12 402 892	24 851 807	42 156 818	23 738 051	x
Q. 4	154 422 954	14 707 317	1 362 650	7 543 671	20 790 417	646 252	12 512 997	25 159 277	46 112 007	23 085 037	x
1992 Q. 1	158 268 333	14 292 137	1 208 525	7 804 207	21 403 457	645 180	14 143 985	26 172 044	45 653 861	23 451 249	x
Q. 2	151 109 191	14 679 723	1 141 656	8 203 533	20 030 210	612 121	13 697 594	26 457 989	43 576 857	20 083 259	x
Q. 3	147 421 153	13 755 262	1 345 905	7 371 671	19 730 696	638 782	13 426 968	24 877 938	39 290 084	23 234 627	x
Q. 4	159 618 881	16 295 548	1 500 252	8 166 112	20 087 619	659 775	13 456 868	26 694 402	44 992 129	24 619 518	x
1993 Q. 1	141 167 968	13 142 094	1 022 697	6 682 068	19 712 488	523 093	12 410 244	22 075 655	37 039 916	20 495 003	x
Q. 2	143 123 430	13 316 408	1 142 437	7 163 267	19 164 570	566 486	12 758 055	22 902 986	38 429 135	19 850 398	x
Q. 3	140 565 277	13 975 570	1 045 004	6 584 088	19 945 884	588 155	12 511 355	22 214 115	33 311 713	22 879 357	x
Q. 4	152 587 234	15 344 152	1 373 744	7 613 952	22 957 108	601 732	13 572 187	24 681 041	38 648 022	23 200 576	x
EC-Countries 3)											
1990	255 647 710	27 432 092	2 898 345	9 903 617	27 864 338	977 268	31 563 671	48 014 331	73 425 610	29 710 322	x
1991	290 098 948	30 830 496	3 392 280	9 822 215	30 779 528	1 053 586	32 546 586	52 386 901	89 797 477	35 932 519	x
1992	293 066 347	33 132 416	3 337 584	10 319 652	30 099 419	1 122 308	34 163 557	53 364 733	86 298 019	36 400 203	x
1993	259 032 053	30 127 985	2 992 846	7 704 139	30 852 701	907 108	30 556 876	41 535 385	66 178 709	29 527 376	x
1990 Q. 1	60 534 114	6 132 088	649 769	2 513 122	6 808 080	229 496	7 718 580	11 603 512	17 357 458	6 650 821	x
Q. 2	62 258 338	6 866 400	635 361	2 589 898	6 909 080	227 945	7 953 020	12 291 946	17 187 661	6 625 022	x
Q. 3	60 988 525	7 065 489	715 166	2 175 298	6 691 767	249 239	7 795 657	11 090 180	16 964 077	7 293 582	x
Q. 4	71 866 733	7 368 115	898 049	2 625 299	7 455 411	270 588	8 096 414	13 028 693	21 916 414	9 140 897	x
1991 Q. 1	72 671 923	7 363 236	823 032	2 408 523	8 351 583	281 437	8 100 627	12 940 289	22 634 311	8 898 828	x
Q. 2	74 181 307	7 693 153	844 638	2 679 886	7 687 745	254 722	8 323 891	13 506 703	23 850 993	8 411 774	x
Q. 3	68 276 980	7 741 967	799 771	2 218 974	6 339 577	246 447	8 081 892	12 652 238	20 305 086	9 059 036	x
Q. 4	74 968 738	8 032 140	924 839	2 514 832	8 400 623	270 980	8 040 176	13 287 671	23 007 087	9 562 881	x
1992 Q. 1	74 771 084	7 654 286	735 909	2 662 224	8 436 154	292 220	8 723 207	13 386 817	22 914 335	8 883 718	x
Q. 2	72 728 924	8 417 751	727 714	2 838 556	7 001 030	264 879	8 669 440	13 770 021	21 709 720	8 245 919	x
Q. 3	69 162 126	8 170 868	910 775	2 216 667	7 054 104	290 536	8 409 729	12 564 493	19 024 452	9 034 498	x
Q. 4	76 404 213	8 889 511	963 186	2 602 205	7 608 131	274 673	8 361 181	13 643 402	22 649 512	10 236 068	x
1993 Q. 1	64 311 765	6 812 293	625 387	2 029 701	7 213 675	217 673	7 525 521	9 792 942	17 440 378	6 739 910	x
Q. 2	64 438 826	7 183 394	791 775	2 021 826	6 883 572	241 761	7 470 982	10 443 814	17 158 324	6 800 440	x
Q. 3	62 317 126	7 922 450	619 973	1 770 477	7 467 503	225 264	7 423 782	9 964 031	14 240 311	7 820 275	x
Q. 4	67 964 336	8 209 848	955 711	1 882 135	9 287 951	222 410	8 136 591	11 334 598	17 339 696	8 166 751	x
Other Countries 4)											
1990	277 216 144	22 771 430	1 453 424	19 662 224	41 735 940	1 350 747	16 606 311	44 016 155	75 408 728	45 389 482	x
1991 ..	312 452 122	24 912 941	1 689 023	20 046 901	45 637 145	1 462 984	18 163 219	48 897 270	89 396 213	55 243 492	x
1992	323 351 211	25 890 254	1 858 754	21 225 871	51 152 563	1 433 550	20 561 858	50 837 640	87 214 912	54 988 450	x
1993	318 411 856	25 650 239	1 591 036	20 339 236	50 927 349	1 372 358	20 694 965	50 338 412	81 250 077	56 897 958	x
1990 Q. 1	66 544 396	5 465 677	296 074	5 092 251	9 929 742	327 810	4 029 654	10 946 915	17 277 378	10 921 300	x
Q. 2	66 585 834	5 273 255	318 620	5 016 047	10 224 615	312 309	4 029 468	10 894 326	18 318 703	9 892 355	x
Q. 3	68 184 191	5 229 358	351 266	4 619 933	10 707 991	338 043	4 023 230	10 614 731	18 280 587	11 846 178	x
Q. 4	75 901 723	6 803 140	487 464	4 933 993	10 873 592	372 585	4 523 959	11 560 183	21 532 060	12 729 649	x
1991 Q. 1	77 499 931	6 478 774	457 563	4 740 440	10 808 296	351 599	4 677 933	12 530 283	21 591 882	14 064 151	x
Q. 2	78 074 211	6 185 640	409 169	4 996 997	11 586 651	341 596	4 691 465	12 295 812	22 847 679	12 978 170	x
Q. 3	77 423 764	5 573 350	384 480	5 280 625	11 052 404	394 517	4 321 000	12 199 569	21 851 732	14 679 015	x
Q. 4	79 454 216	6 675 177	437 811	5 028 839	12 389 794	375 272	4 472 821	11 871 606	23 104 920	13 522 156	x
1992 Q. 1	83 497 249	6 637 851	472 616	5 141 983	12 967 303	352 960	5 420 778	12 785 227	22 739 526	14 567 531	x
Q. 2	78 380 267	6 261 972	413 942	5 364 977	13 029 180	347 242	5 028 154	12 687 968	21 867 137	11 837 340	x
Q. 3	78 259 027	5 584 394	435 130	5 155 004	12 676 592	348 246	5 017 239	12 313 445	20 265 632	14 200 129	x
Q. 4	83 214 668	7 406 037	537 066	5 563 907	12 479 488	385 102	5 095 687	13 051 000	22 342 817	14 383 450	x
1993 Q. 1	76 856 203	6 329 801	397 310	4 652 367	12 498 813	305 420	4 884 723	12 282 713	19 599 538	13 755 093	x
Q. 2	78 684 604	6 133 014	350 662	5 141 441	12 280 998	324 725	5 287 073	12 459 172	21 270 811	13 049 958	x
Q. 3	78 248 151	6 053 120	425 031	4 813 611	12 478 381	362 891	5 087 573	12 250 084	19 071 402	15 059 082	x
Q. 4	84 622 898	7 134 304	418 033	5 731 817	13 669 157	379 322	5 435 596	13 346 443	21 308 326	15 033 825	x

1) Goods returned and replaced have not been allocated to the various sections according to their type but were as a whole included in Section 9

2) Quantities computed by means of 1980 average values.

3) France, Belgium an Luxembourg, Netherlands, Italy, United Kingdom, Irish Republic, Denmark

4) Incl polar regions ships, and aircraft supplies and unidentified countries.

**1 Development of Current Value and Volume of Imports and Exports
(Special Trade) by Sections of the SITC - Rev. 3**
1.2 Exports by Groups of Countries
- Countries of consumption -

Year Quarter	Total	Section									
		0	1	2	3	4	5	6	7	8	9
		Food and live animals	Beverages and tobacco	Crude materials, inedible	Mineral fuels, lubricants etc.	Animal and vegetable oils and fats	Chemicals	Manu- factured goods classified chiefly by material	Machinery and transport equipment	Miscella- neous manu- factured articles	Commodities and trans- actions not classified acc to kind 1)
Current Value in 1 000 DM											
Total											
1990	642 784 701	25 108 717	3 732 802	11 696 492	8 183 003	1 544 813	81 703 870	113 497 987	317 217 905	71 712 944	8 386 168
1991	648 363 489	27 560 368	4 176 482	12 055 907	8 044 636	1 514 188	82 304 546	110 852 725	317 481 150	72 890 036	11 483 451
1992	657 409 605	28 629 583	4 597 082	12 057 340	8 111 199	1 492 040	82 373 289	108 698 863	326 689 090	74 593 625	10 167 494
1993	616 440 767	27 089 648	4 422 715	10 577 937	7 390 893	1 556 293	79 211 728	98 716 415	296 739 922	67 737 316	22 997 900
1990 Q 1	169 011 466	6 373 525	774 303	3 032 353	2 232 466	428 127	22 034 398	29 629 236	83 951 365	18 544 573	2 011 120
Q 2	158 774 409	5 924 574	983 092	2 852 183	1 869 239	370 218	20 326 586	28 851 634	78 451 141	17 209 618	1 936 124
Q 3	151 853 038	6 292 917	1 006 951	2 725 801	1 870 331	376 695	19 234 240	26 856 923	73 763 892	17 741 923	1 983 365
Q 4	163 145 788	6 517 701	968 456	3 086 155	2 210 967	369 773	20 108 646	28 160 194	81 051 507	18 216 830	2 455 559
1991 Q 1	160 840 921	6 858 687	856 700	2 990 553	2 082 962	414 074	21 365 219	27 817 002	76 806 588	18 250 369	3 398 767
Q 2	158 931 695	6 605 688	1 040 175	3 118 582	1 840 577	334 920	20 463 507	28 252 262	77 594 122	16 964 814	2 717 048
Q 3	159 490 414	6 915 769	1 130 515	2 832 691	2 092 014	356 801	20 168 361	27 061 671	77 320 882	18 946 007	2 665 703
Q 4	169 100 459	7 180 224	1 149 092	3 114 081	2 029 083	408 393	20 307 459	27 721 790	85 759 558	18 728 846	2 701 933
1992 Q 1	168 861 102	7 207 758	1 055 594	3 173 209	2 051 914	391 555	21 689 650	28 224 912	83 573 898	19 174 890	2 317 722
Q 2	160 900 970	6 911 641	1 123 334	3 024 833	2 045 880	401 644	20 790 989	26 827 239	80 706 435	16 695 484	2 373 491
Q 3	161 093 717	7 181 481	1 323 445	2 899 718	1 990 673	346 209	20 138 122	26 718 416	78 330 800	19 816 002	2 348 851
Q 4	166 553 816	7 328 703	1 094 709	2 959 580	2 022 732	352 632	19 754 528	26 928 296	84 077 957	18 907 249	3 127 430
1993 Q 1	151 854 874	6 432 101	966 806	2 634 586	1 774 583	370 484	19 243 623	23 781 161	71 386 438	17 161 324	8 103 768
Q 2	152 958 444	6 458 815	1 128 992	2 726 305	1 799 654	380 433	20 005 802	25 148 767	73 417 229	15 533 358	6 359 089
Q 3	147 447 124	6 661 669	1 136 407	2 472 054	1 849 543	366 222	19 371 477	23 835 723	68 970 299	17 261 341	5 522 389
Q 4	164 180 325	7 537 063	1 190 510	2 744 992	1 967 113	439 154	20 590 826	25 950 764	82 965 956	17 781 293	3 012 654
EC-Countries 2)											
1990	321 694 380	16 846 399	2 501 423	7 187 735	4 099 642	967 072	40 501 192	61 089 707	150 958 778	34 729 933	2 812 499
1991	323 151 043	19 123 480	2 704 730	7 269 571	3 773 030	972 347	40 354 272	59 039 446	151 892 635	34 861 227	3 160 303
1992	327 158 057	19 564 721	2 867 841	7 286 031	3 830 575	1 040 764	40 137 703	57 631 770	155 798 920	35 358 744	3 640 988
1993	284 751 322	17 592 385	2 502 646	5 911 045	3 311 327	988 763	35 793 867	48 198 021	125 523 486	28 795 860	16 133 922
1990 Q 1	84 549 771	4 142 070	518 935	1 866 268	1 172 596	253 645	10 928 950	15 820 176	39 988 231	9 178 029	680 871
Q 2	80 025 043	3 978 580	670 566	1 775 330	942 715	227 691	10 193 170	15 774 915	37 516 300	8 273 970	671 806
Q 3	74 782 657	4 167 072	674 211	1 655 023	909 255	248 123	9 246 221	14 399 136	34 211 335	8 547 146	725 135
Q 4	82 336 909	4 558 677	637 711	1 891 114	1 075 076	237 613	10 132 851	15 095 480	39 242 912	8 730 788	734 687
1991 Q 1	81 675 869	4 519 144	559 756	1 832 582	1 012 954	263 074	10 910 846	15 265 890	37 396 492	9 087 272	827 859
Q 2	80 762 229	4 597 237	672 501	1 867 118	903 513	207 403	10 097 116	15 165 073	38 486 444	7 979 105	786 719
Q 3	77 648 682	4 986 909	730 523	1 666 977	932 246	241 911	9 480 740	14 055 373	35 685 348	9 095 792	772 863
Q 4	83 064 263	5 020 190	741 950	1 902 894	924 317	259 959	9 865 570	14 553 110	40 324 351	8 699 058	772 864
1992 Q 1	86 338 763	4 709 183	688 646	1 956 350	974 022	267 561	10 772 153	15 515 984	41 187 296	9 425 456	842 112
Q 2	81 341 774	4 849 016	716 044	1 844 356	1 004 039	275 380	10 212 127	14 360 239	39 453 068	7 832 420	795 085
Q 3	78 971 911	5 083 797	781 980	1 729 562	917 593	249 030	9 738 555	13 933 817	36 217 501	9 460 778	859 298
Q 4	80 505 609	4 922 725	681 171	1 755 763	934 921	248 793	9 414 868	13 821 730	38 941 055	8 640 090	1 144 493
1993 Q 1	72 174 460	4 132 412	542 810	1 499 640	813 103	237 530	8 601 183	12 082 921	30 191 278	7 738 057	6 335 526
Q 2	73 010 748	4 392 103	660 277	1 577 480	781 304	259 741	9 171 506	12 649 900	32 359 129	6 503 636	4 655 672
Q 3	67 839 593	4 476 520	676 072	1 333 187	856 605	237 402	8 587 251	11 506 408	28 814 829	7 437 210	3 914 109
Q 4	71 726 521	4 591 350	623 487	1 500 738	860 315	254 090	9 433 927	11 958 792	34 158 250	7 116 957	1 228 615
Other Countries 3)											
1990	321 090 321	8 262 318	1 231 379	4 508 757	4 083 361	577 741	41 202 678	52 408 280	166 259 127	36 983 011	5 573 669
1991	325 212 446	8 436 888	1 471 752	4 786 336	4 271 606	541 841	41 950 274	51 813 279	165 588 515	38 028 809	8 323 146
1992	330 251 548	9 064 862	1 729 241	4 771 309	4 280 624	451 276	42 235 586	51 067 093	170 890 170	39 234 881	6 526 506
1993	331 689 445	9 497 263	1 920 069	4 666 892	4 079 566	567 530	43 417 861	50 518 394	171 216 436	38 941 456	6 863 978
1990 Q 1	84 461 695	2 231 455	255 368	1 166 085	1 059 870	174 482	11 105 448	13 809 060	43 963 134	9 366 544	1 330 249
Q 2	78 749 366	1 945 994	312 526	1 076 853	926 524	142 527	10 133 416	13 076 719	40 934 841	8 935 648	1 264 318
Q 3	77 070 381	2 125 845	332 740	1 070 778	961 076	128 572	9 988 019	12 457 787	39 552 557	9 194 777	1 258 230
Q 4	80 808 879	1 959 024	330 745	1 195 041	1 135 891	132 160	9 975 795	13 064 714	41 808 595	9 486 042	1 270 872
1991 Q 1	79 165 052	2 339 543	296 944	1 157 971	1 070 008	151 000	10 454 373	12 551 112	39 410 096	9 163 097	2 570 908
Q 2	78 169 466	2 008 451	367 674	1 251 464	937 064	127 517	10 366 391	13 087 189	39 107 678	8 985 709	1 930 329
Q 3	81 841 732	1 928 860	399 992	1 165 714	1 159 768	114 890	10 687 621	13 006 298	41 635 534	9 850 215	1 892 840
Q 4	86 036 196	2 160 034	407 142	1 211 187	1 104 766	148 434	10 441 889	13 168 680	45 435 207	10 029 788	1 929 069
1992 Q 1	82 522 339	2 498 575	366 948	1 216 859	1 077 892	123 994	10 917 497	12 708 928	42 386 602	9 749 434	1 475 610
Q 2	79 559 196	2 062 625	407 290	1 180 477	1 041 841	126 264	10 578 862	12 467 000	41 253 367	8 863 064	1 578 406
Q 3	82 121 806	2 097 684	541 465	1 170 156	1 073 080	97 179	10 399 567	12 784 599	42 113 299	10 355 224	1 489 553
Q 4	86 048 207	2 405 978	413 538	1 203 817	1 087 811	103 839	10 339 660	13 106 566	45 136 902	10 267 159	1 982 937
1993 Q 1	79 680 414	2 299 689	423 996	1 134 946	961 480	132 954	10 642 440	11 698 240	41 195 160	9 423 267	1 768 242
Q 2	79 947 696	2 066 712	468 715	1 148 825	1 018 350	120 692	10 834 296	12 498 867	41 058 100	9 029 722	1 703 417
Q 3	79 607 531	2 185 149	460 335	1 138 867	992 938	128 820	10 784 226	12 329 315	40 155 470	9 824 131	1 608 280
Q 4	92 453 804	2 945 713	567 023	1 244 254	1 106 798	185 064	11 156 899	13 991 972	48 807 706	10 664 336	1 784 039

See footnotes on page 14

**1 Development of Current Value and Volume of Imports and Exports
(Special Trade) by Sections of the SITC - Rev. 3**
1.2 Exports by Groups of Countries
- Countries of consumption -

Year Quarter	Section										
	Total	0 Food and live animals	1 Beverages and tobacco	2 Crude materials, inedible	3 Mineral fuels, lubricants etc.	4 Animal and vegetable oils and fats	5 Chemicals	6 Manu- factured goods classified chiefly by material	7 Machinery and transport equipment	8 Miscella- neous manu- factured articles	9 Commodities and trans- actions not classified acc. to kind 1)
Volume in 1 000 DM 2)											
Total											
1990 ...	542 022 378	25 874 619	3 220 600	11 416 998	10 190 624	2 343 109	74 582 565	102 512 538	242 901 858	61 189 227	x
1991 ...	550 061 179	29 571 544	3 531 533	13 249 183	9 898 889	2 461 722	74 630 719	102 931 843	240 326 605	62 442 051	x
1992	561 237 040	30 144 170	3 820 137	13 780 624	11 628 770	2 388 895	77 130 679	103 432 809	244 691 858	64 445 913	x
1993	552 023 728	30 020 984	3 956 982	13 702 253	12 211 007	2 496 798	78 934 465	102 424 669	230 185 501	58 365 955	x
1990 Q. 1	142 492 279	6 344 804	652 927	2 773 531	2 828 239	623 322	19 929 138	26 612 615	65 181 371	15 688 255	x
Q. 2	133 552 892	5 899 420	827 828	2 754 042	2 467 275	552 481	18 551 236	25 895 503	59 952 148	14 808 395	x
Q. 3	127 609 240	6 479 314	859 039	2 686 257	2 447 917	579 540	17 741 318	24 183 525	55 867 896	14 930 619	x
Q. 4	138 367 967	7 151 081	880 806	3 203 168	2 447 193	587 766	18 360 873	25 820 895	61 900 443	15 761 958	x
1991 Q. 1	137 705 637	7 504 212	732 906	3 108 650	2 393 146	705 042	19 105 768	25 883 028	59 257 900	15 435 557	x
Q. 2	134 899 534	6 984 712	887 275	3 380 764	2 222 849	533 614	18 394 155	26 068 594	59 309 414	14 570 785	x
Q. 3	134 334 792	7 253 950	944 245	3 193 795	2 757 461	564 226	18 282 594	25 109 665	57 626 700	16 127 151	x
Q. 4	143 121 216	7 828 670	967 107	3 565 974	2 525 433	658 840	18 848 202	25 870 556	64 132 591	16 308 558	x
1992 Q. 1	144 574 172	7 679 684	828 817	3 513 494	2 831 396	639 339	19 983 281	26 856 105	63 623 440	16 436 093	x
Q. 2	137 141 857	7 034 194	920 614	3 350 950	2 865 683	628 998	19 260 959	25 467 766	60 442 452	14 861 722	x
Q. 3	136 778 354	7 502 740	1 085 332	3 402 618	2 950 382	559 791	18 935 977	25 368 357	57 830 758	16 843 311	x
Q. 4	142 742 657	7 927 552	985 374	3 513 562	2 981 309	560 767	18 950 462	25 740 581	62 795 208	16 304 787	x
1993 Q. 1	134 736 499	6 997 709	858 242	3 298 624	2 836 742	603 291	18 832 712	24 229 081	55 930 191	14 379 759	x
Q. 2	137 542 799	6 863 943	978 845	3 503 702	2 977 204	617 009	19 726 712	25 951 619	57 708 969	13 828 386	x
Q. 3	132 215 772	7 232 460	1 006 093	3 321 609	3 053 809	584 791	19 298 116	25 241 617	52 961 162	14 880 386	x
Q. 4	147 528 658	8 926 872	1 113 802	3 578 318	3 343 252	691 707	21 076 925	27 002 352	63 585 179	15 277 424	x
EC-Countries 3)											
1990	270 538 614	16 727 710	2 114 643	7 096 621	4 426 554	1 468 841	37 101 156	55 135 118	114 258 303	29 665 411	x
1991	271 696 663	19 228 025	2 207 800	8 232 963	4 055 008	1 600 689	37 027 200	54 301 616	112 312 468	29 860 256	x
1992	275 360 285	19 031 605	2 295 716	8 570 376	4 876 478	1 687 710	38 489 247	54 461 912	112 194 977	30 381 008	x
1993	258 578 380	17 936 853	2 142 509	8 072 602	5 324 301	1 592 053	38 042 710	50 380 569	97 107 595	24 620 227	x
1990 Q. 1	71 277 860	3 992 828	425 723	1 733 570	1 285 756	356 685	9 994 863	14 256 833	30 853 983	7 769 530	x
Q. 2	67 163 735	3 840 984	554 872	1 728 997	1 036 057	338 792	9 423 722	14 194 914	28 249 445	7 181 895	x
Q. 3	62 579 049	4 139 683	567 835	1 664 246	1 023 444	386 670	8 578 070	12 956 928	25 398 893	7 214 276	x
Q. 4	69 517 970	4 754 215	566 213	1 969 808	1 081 297	386 694	9 104 501	13 726 443	29 755 982	7 499 710	x
1991 Q. 1	68 837 433	4 644 730	452 971	1 916 117	1 045 461	444 235	9 722 172	14 016 176	28 268 836	7 565 602	x
Q. 2	68 092 408	4 569 481	547 936	2 074 351	961 882	341 793	9 219 435	13 839 508	28 892 547	6 918 058	x
Q. 3	65 075 426	4 958 278	581 169	1 981 053	1 052 506	396 184	8 864 935	12 921 896	25 849 650	7 774 155	x
Q. 4	69 691 396	5 055 536	625 724	2 261 442	995 159	418 477	9 220 658	13 524 036	29 301 435	7 602 441	x
1992 Q. 1	72 799 297	4 598 311	514 795	2 210 219	1 171 941	437 403	10 042 740	14 715 647	30 367 422	7 990 652	x
Q. 2	68 453 449	4 646 707	562 896	2 101 263	1 245 618	436 973	9 703 599	13 568 943	28 551 488	6 928 524	x
Q. 3	65 865 705	4 889 673	615 092	2 109 002	1 207 675	410 449	9 419 159	13 006 256	25 392 841	8 049 578	x
Q. 4	68 241 834	4 896 914	602 933	2 149 892	1 251 244	402 885	9 323 749	13 171 066	27 883 226	7 412 254	x
1993 Q. 1	64 372 006	4 110 689	446 616	1 974 657	1 263 502	394 970	8 888 274	12 353 755	23 490 606	6 276 184	x
Q. 2	66 737 272	4 341 433	563 373	2 120 194	1 240 869	424 095	9 630 033	13 098 296	25 646 767	5 815 319	x
Q. 3	62 061 470	4 522 986	561 648	1 911 563	1 406 531	373 117	9 200 857	12 500 231	21 915 183	6 424 958	x
Q. 4	65 407 632	4 961 745	570 872	2 066 188	1 413 399	399 871	10 323 546	12 428 287	26 055 039	6 103 766	x
Other Countries 4)											
1990	271 483 764	9 146 909	1 105 957	4 320 377	5 764 070	874 268	37 481 409	47 377 420	128 643 555	31 523 816	x
1991	278 364 516	10 343 519	1 323 733	5 016 220	5 843 881	861 033	37 603 519	48 630 227	128 014 137	32 581 795	x
1992	285 876 755	11 112 565	1 524 421	5 210 248	6 752 292	701 185	38 641 432	48 970 897	132 496 881	34 064 905	x
1993	293 445 348	12 084 131	1 814 473	5 629 651	6 886 706	904 745	40 891 755	52 044 100	133 077 906	33 745 728	x
1990 Q. 1	71 214 419	2 351 976	227 204	1 039 961	1 542 483	266 637	9 934 275	12 355 782	34 327 388	7 918 725	x
Q. 2	66 389 157	2 058 436	272 956	1 025 045	1 431 218	213 689	9 127 514	11 700 589	31 702 703	7 626 500	x
Q. 3	65 030 191	2 339 631	291 204	1 022 011	1 424 473	192 870	9 163 248	11 226 597	30 469 003	7 716 343	x
Q. 4	68 849 997	2 896 866	314 593	1 233 360	1 365 896	201 072	9 256 372	12 094 452	32 144 461	8 262 248	x
1991 Q. 1	68 868 204	2 859 482	279 935	1 192 533	1 347 685	260 807	9 383 596	11 866 852	30 989 064	7 869 955	x
Q. 2	66 807 126	2 415 231	339 339	1 306 413	1 260 967	191 821	9 174 720	12 229 086	30 416 867	7 652 727	x
Q. 3	69 259 366	2 295 672	363 076	1 212 742	1 704 955	168 042	9 417 659	12 187 769	31 777 050	8 352 996	x
Q. 4	73 429 820	2 773 134	341 383	1 304 532	1 530 274	240 363	9 627 544	12 346 520	34 831 156	8 706 117	x
1992 Q. 1	71 774 875	3 081 373	314 022	1 303 275	1 659 455	201 936	9 940 541	12 140 458	33 256 018	8 445 441	x
Q. 2	68 688 408	2 387 487	357 718	1 249 687	1 620 065	192 025	9 557 360	11 898 823	31 890 964	7 933 198	x
Q. 3	70 912 649	2 613 067	470 240	1 293 616	1 742 707	149 342	9 516 818	12 362 101	32 437 917	8 793 733	x
Q. 4	74 500 823	3 030 638	382 441	1 363 670	1 730 065	157 882	9 626 713	12 569 515	34 911 982	8 892 533	x
1993 Q. 1	70 364 493	2 887 020	411 626	1 323 967	1 573 240	208 321	9 944 438	11 875 326	32 439 585	8 103 575	x
Q. 2	70 805 527	2 522 510	415 472	1 383 508	1 736 335	192 914	10 096 679	12 853 323	32 062 202	8 013 067	x
Q. 3	70 154 302	2 709 474	444 445	1 410 046	1 647 278	211 674	10 097 259	12 741 386	31 045 979	8 455 428	x
Q. 4	82 121 026	3 965 127	542 930	1 512 130	1 929 853	291 836	10 753 379	14 574 065	37 530 140	9 173 658	x

See footnotes on page 15

**2 Index of Current Value, Volume and Average Value of Imports and Exports
(Special Trade) by Sections of the SITC - Rev. 3**
1980 = 100
2.1 Total

Year Quarter	Imports										
	Total	Section									
		0 Food and live animals	1 Beverages and tobacco	2 Crude materials, inedible	3 Mineral fuels, lubricants etc	4 Animal and vegetable oils and fats	5 Chemicals	6 Manu- factured goods classified chiefly by material	7 Machinery and transport equipment	8 Miscella- neous manu- factured articles	9 Commodities and trans- actions not classified acc. to kind 1)
Index of Current Value											
1990 .. .	161,3	139,5	159,3	111,4	59,7	105,6	205,5	161,1	279,5	210,5	x
1991 .. .	185,4	159,3	190,1	106,1	64,7	110,8	221,7	172,3	350,1	258,4	x
1992 .. .	183,9	162,9	193,8	105,5	58,8	120,2	223,4	171,1	342,1	259,8	x
1993	163,4	139,4	173,2	85,4	55,8	104,9	192,3	138,9	289,8	236,9	x
1990 Q. 1	154,7	130,4	141,3	118,2	55,0	108,6	199,9	158,4	260,8	205,1	x
Q. 2	153,4	139,5	142,9	116,1	48,3	99,9	202,7	162,4	265,8	184,1	x
Q. 3	155,5	135,3	151,2	101,4	56,9	105,0	199,1	152,0	266,3	216,8	x
Q. 4	181,5	152,6	201,6	110,0	78,7	108,8	220,6	171,4	325,2	235,9	x
1991 Q. 1	182,2	151,6	183,2	101,7	67,7	105,0	229,6	171,4	335,6	255,7	x
Q. 2	188,6	160,0	184,7	110,7	64,6	105,6	229,3	177,2	371,0	235,5	x
Q. 3	182,4	155,8	177,9	106,4	57,5	113,6	217,8	169,8	335,4	280,1	x
Q. 4	188,6	169,7	214,5	105,6	69,2	118,9	210,1	170,7	358,5	262,4	x
1992 Q. 1	191,0	162,8	188,7	108,0	63,0	121,7	233,3	172,8	357,5	274,0	x
Q. 2	182,9	169,8	175,9	110,6	59,2	118,2	225,4	175,3	350,8	227,5	x
Q. 3	174,8	149,1	179,2	98,4	55,0	118,4	219,3	163,1	311,1	266,3	x
Q. 4	187,1	170,0	231,5	105,0	57,8	122,5	215,6	173,2	348,8	271,5	x
1993 Q. 1	161,1	129,3	156,3	82,5	56,4	97,3	189,0	133,5	286,9	229,9	x
Q. 2	162,3	136,0	173,2	87,1	53,6	105,9	187,7	140,6	297,1	214,0	x
Q. 3	159,6	139,4	159,7	80,0	53,2	106,6	190,6	133,8	269,2	252,3	x
Q. 4	170,5	152,8	203,8	92,0	60,1	110,0	201,7	147,6	306,1	251,2	x
Index of Volume											
1990	156,1	151,0	127,8	111,5	91,3	161,2	199,4	150,9	233,6	190,3	x
1991	176,5	167,6	149,2	112,7	100,5	174,3	209,9	166,0	281,2	231,0	x
1992	180,6	177,5	152,6	119,0	106,6	177,0	226,5	170,8	272,3	231,6	x
1993 .. .	169,1	167,7	134,6	105,8	107,3	157,9	212,1	150,6	231,4	219,0	x
1990 Q. 1	148,9	139,5	111,1	114,8	87,8	154,4	194,5	147,9	217,4	178,1	x
Q. 2	151,0	146,0	112,1	114,8	89,9	149,7	198,4	152,0	222,9	167,4	x
Q. 3	151,4	147,9	125,3	102,5	91,3	162,7	195,7	142,3	221,3	194,0	x
Q. 4	173,1	170,5	162,7	114,1	96,2	178,2	208,9	161,2	272,8	221,7	x
1991 Q. 1	176,0	166,5	150,4	107,9	100,5	175,4	211,6	167,0	277,6	232,8	x
Q. 2	178,4	166,9	147,3	115,9	101,1	165,2	215,5	169,2	293,2	216,8	x
Q. 3	170,7	160,2	139,1	113,2	91,3	177,6	205,3	162,9	264,7	240,6	x
Q. 4	180,9	176,9	160,1	113,8	109,1	179,0	207,2	165,0	289,5	234,0	x
1992 Q. 1	185,4	171,9	142,0	117,8	112,3	178,7	234,2	171,6	286,6	237,7	x
Q. 2	177,1	176,6	134,1	123,8	105,1	169,6	226,8	173,5	273,6	203,6	x
Q. 3	172,7	165,5	158,1	111,2	103,5	177,0	222,3	163,1	246,7	235,5	x
Q. 4	187,0	196,0	176,2	123,2	105,4	182,8	222,8	175,0	282,5	249,6	x
1993 Q. 1	165,4	158,1	120,1	100,8	103,4	144,9	205,5	144,7	232,5	207,7	x
Q. 2	167,7	160,2	134,2	108,1	100,6	156,9	211,2	150,2	241,3	201,2	x
Q. 3	164,7	168,1	122,7	99,4	104,7	162,9	207,1	145,7	209,1	231,9	x
Q. 4	178,8	184,6	161,4	114,9	120,5	166,7	224,7	161,8	242,6	235,2	x
Index of Average Value											
1990	103,3	92,4	124,6	99,9	65,4	65,5	103,1	106,8	119,7	110,6	x
1991	105,1	95,0	127,4	94,1	64,4	63,6	105,6	103,8	124,5	111,8	x
1992	101,9	91,8	127,0	88,6	55,1	67,9	98,6	100,2	125,6	112,2	x
1993	96,6	83,1	128,7	80,7	52,0	66,5	90,6	92,2	125,3	108,1	x
1990 Q. 1	103,9	93,5	127,2	103,0	62,6	70,3	102,8	107,1	119,9	115,2	x
Q. 2	101,6	95,5	127,5	101,1	53,8	66,7	102,2	106,9	119,3	110,0	x
Q. 3	102,7	91,5	120,7	98,9	62,3	64,5	101,7	106,8	120,3	111,7	x
Q. 4	104,8	89,5	123,9	96,4	81,8	61,1	105,6	106,3	119,2	106,4	x
1991 Q. 1	103,6	91,1	121,8	94,2	67,4	59,9	108,5	102,6	120,9	109,9	x
Q. 2	105,7	95,8	125,4	95,5	63,9	63,9	106,4	104,8	126,6	108,6	x
Q. 3	106,8	97,3	127,9	94,0	63,0	64,0	106,1	104,2	126,7	116,4	x
Q. 4	104,2	95,9	134,0	92,8	63,4	66,4	101,4	103,5	123,9	112,1	x
1992 Q. 1	103,0	94,7	133,0	91,7	56,1	68,1	99,6	100,7	124,7	115,3	x
Q. 2	103,3	96,2	131,1	89,4	56,3	69,7	99,4	101,1	128,2	111,8	x
Q. 3	101,2	90,1	113,4	88,5	53,1	66,9	98,7	100,0	126,1	113,1	x
Q. 4	100,0	86,7	131,4	85,2	54,9	67,0	96,8	98,9	123,5	108,8	x
1993 Q. 1	97,4	81,8	130,2	81,9	54,5	67,2	92,0	92,2	123,4	110,7	x
Q. 2	96,8	84,9	129,1	80,5	53,3	67,5	88,9	93,6	123,2	106,3	x
Q. 3	96,9	82,9	130,1	80,5	50,9	65,4	92,0	91,9	128,7	108,8	x
Q. 4	95,3	82,8	126,3	80,1	49,9	66,0	89,8	91,2	126,2	106,8	x

1) Goods returned and replaced have not been allocated to the various sections according to their type but were as a whole included in Section 9

**2 Index of Current Value, Volume and Average Value of Imports and Exports
(Special Trade) by Sections of the SITC - Rev. 3**

1980 = 100

2.1 Total

Year Quarter	Exports										
	Total	Section									
		0 Food and live animals	1 Beverages and tobacco	2 Crude materials, inedible	3 Mineral fuels, lubricants etc.	4 Animal and vegetable oils and fats	5 Chemicals	6 Manu- factured goods classified chiefly by material	7 Machinery and transport equipment	8 Miscella- neous manu- factured articles	9 Commodities and trans- actions not classified acc to kind 1)
Index of Current Value											
1990	183,5	166,9	207,9	162,9	61,9	100,3	185,2	159,4	204,3	219,7	x
1991	185,1	183,2	232,6	167,9	60,8	98,3	186,5	155,7	204,5	223,3	x
1992	187,7	190,3	256,1	167,9	61,3	96,8	186,7	152,7	210,4	228,5	x
1993 ...	176,0	180,1	246,3	147,3	55,9	101,0	179,5	138,7	191,1	207,5	x
1990 Q. 1	193,0	169,5	172,5	169,0	67,5	111,1	199,7	166,5	216,3	227,2	x
Q. 2	181,3	157,6	219,0	158,9	56,5	96,1	184,3	162,1	202,1	210,9	x
Q. 3	173,4	167,3	224,3	151,9	56,6	97,8	174,4	150,9	190,0	217,4	x
Q. 4	186,3	173,3	215,8	171,9	66,9	96,0	182,3	158,2	208,8	223,2	x
1991 Q. 1	183,6	182,4	190,9	166,6	63,0	107,5	193,7	156,3	197,9	223,6	x
Q. 2	181,5	175,7	231,7	173,8	55,7	86,9	185,5	158,8	199,9	207,9	x
Q. 3	182,1	183,9	251,9	157,8	63,3	92,6	182,8	152,1	199,2	232,2	x
Q. 4	193,1	190,9	256,0	173,5	61,4	106,0	184,1	155,8	221,0	229,5	x
1992 Q. 1	192,8	191,7	235,2	176,8	62,1	101,6	196,6	158,6	215,3	235,0	x
Q. 2	183,7	183,8	250,3	168,5	61,9	104,3	188,5	150,8	207,9	204,6	x
Q. 3	183,9	191,0	294,9	161,6	60,2	89,9	182,5	150,1	201,8	242,8	x
Q. 4	190,2	194,9	243,9	164,9	61,2	91,5	179,1	151,3	216,6	231,7	x
1993 Q. 1	173,4	171,1	215,4	146,8	53,7	96,2	174,4	133,6	183,9	210,3	x
Q. 2	174,6	171,8	251,5	151,9	54,4	98,8	181,3	141,3	189,2	190,3	x
Q. 3	168,4	177,2	253,2	137,7	55,9	95,1	175,6	133,9	177,7	211,5	x
Q. 4	187,5	200,4	265,2	152,9	59,5	114,0	186,6	145,8	213,8	217,9	x
Index of Volume											
1990	154,7	172,0	179,4	159,0	77,1	152,1	169,0	144,0	156,5	187,4	x
1991 ...	157,0	196,6	196,7	184,5	74,9	159,8	169,1	144,6	154,8	191,3	x
1992	160,2	200,4	212,8	192,0	87,9	155,0	174,8	145,3	157,6	197,4	x
1993	157,6	199,6	220,4	190,9	92,3	162,0	178,9	143,9	148,3	178,8	x
1990 Q. 1	162,7	168,7	145,5	154,5	85,5	161,8	180,7	149,5	167,9	192,2	x
Q. 2	152,5	156,9	184,4	153,4	74,6	143,4	168,2	145,5	154,5	181,5	x
Q. 3	145,7	172,3	191,4	149,7	74,0	150,4	160,8	135,9	143,9	183,0	x
Q. 4	158,0	190,2	196,2	178,5	74,0	152,6	166,4	145,1	159,5	193,1	x
1991 Q. 1	157,2	199,6	163,3	173,2	72,4	183,0	173,2	145,4	152,7	189,1	x
Q. 2	154,0	185,7	197,7	188,4	67,2	138,5	166,7	146,5	152,8	178,5	x
Q. 3	153,4	192,9	210,4	177,9	83,4	146,5	165,7	141,1	148,5	197,6	x
Q. 4	163,4	208,2	215,5	198,7	76,4	171,0	170,9	145,4	165,2	199,8	x
1992 Q. 1	165,1	204,2	184,7	195,8	85,6	166,0	181,1	150,9	163,9	201,4	x
Q. 2	156,6	187,1	205,1	186,7	86,7	163,3	174,6	143,1	155,7	182,1	x
Q. 3	156,2	199,5	241,8	189,6	89,2	145,3	171,6	142,6	149,0	206,4	x
Q. 4	163,0	210,8	219,5	195,8	90,2	145,6	171,8	144,6	161,8	199,8	x
1993 Q. 1	153,8	186,1	191,2	183,8	85,8	156,6	170,7	136,2	144,1	176,2	x
Q. 2	157,0	182,5	218,1	195,2	90,0	160,2	178,8	145,8	148,7	169,4	x
Q. 3	151,0	192,3	224,2	185,1	92,4	151,8	174,9	141,8	136,5	182,3	x
Q. 4	168,4	237,4	248,2	199,4	101,1	179,6	191,1	151,7	163,8	187,2	x
Index of Average Value											
1990	118,6	97,0	115,9	102,4	80,3	65,9	109,5	110,7	130,6	117,2	x
1991	117,9	93,2	118,3	91,0	81,3	61,5	110,3	107,7	132,1	116,7	x
1992	117,1	95,0	120,3	87,5	69,8	62,5	106,8	105,1	133,5	115,7	x
1993 ...	111,7	90,2	111,8	77,2	60,5	62,3	100,4	96,4	128,9	116,1	x
1990 Q. 1	118,6	100,5	118,6	109,3	78,9	68,7	110,6	111,3	128,8	118,2	x
Q. 2	118,9	100,4	118,8	103,6	75,8	67,0	109,6	111,4	130,9	116,2	x
Q. 3	119,0	97,1	117,2	101,5	76,4	65,0	108,4	111,1	132,0	118,8	x
Q. 4	117,9	91,1	110,0	96,3	90,3	62,9	109,5	109,1	130,9	115,6	x
1991 Q. 1	116,8	91,4	116,9	96,2	87,0	58,7	111,8	107,5	129,6	118,2	x
Q. 2	117,8	94,6	117,2	92,2	82,8	62,8	111,3	108,4	130,8	116,4	x
Q. 3	118,7	95,3	119,7	88,7	75,9	63,2	110,3	107,8	134,2	117,5	x
Q. 4	118,2	91,7	118,8	87,3	80,3	62,0	107,7	107,2	133,7	114,8	x
1992 Q. 1	116,8	93,9	127,4	90,3	72,5	61,2	108,5	105,1	131,4	116,7	x
Q. 2	117,3	98,3	122,0	90,3	71,4	63,9	107,9	105,3	133,5	112,3	x
Q. 3	117,8	95,7	121,9	85,2	67,5	61,8	106,3	105,3	135,4	117,6	x
Q. 4	116,7	92,4	111,1	84,2	67,8	62,9	104,2	104,6	133,9	116,0	x
1993 Q. 1	112,7	91,9	112,6	79,9	62,6	61,4	102,2	98,2	127,6	119,3	x
Q. 2	111,2	94,1	115,3	77,8	60,4	61,7	101,4	96,9	127,2	112,3	x
Q. 3	111,5	92,1	113,0	74,4	60,6	62,6	100,4	94,4	130,2	116,0	x
Q. 4	111,3	84,4	106,9	76,7	58,8	63,5	97,7	96,1	130,5	116,4	x

See footnote on page 18

**2 Index of Current Value, Volume and Average Value of Imports and Exports
(Special Trade) by Sections of the SITC - Rev. 3**
1980 = 100
2.2 EC-Countries

Year Quarter	Imports										
	Total	Section									
		0 Food and live animals	1 Beverages and tobacco	2 Crude materials, inedible	3 Mineral fuels, lubricants etc.	4 Animal and vegetable oils and fats	5 Chemicals	6 Manu- factured goods classified chiefly by material	7 Machinery and transport equipment	8 Miscella- neous manu- factured articles	9 Commodities and trans- actions not classified acc to kind 1)
Index of Current Value											
1990	167.9	157.9	182.5	144.8	74.4	130.5	198.2	158.1	240.5	174.1	x
1991	193.7	180.1	218.2	139.5	82.5	141.5	209.6	167.8	306.5	208.2	x
1992	191.3	189.3	211.4	137.0	69.0	151.4	209.2	167.2	295.4	212.6	x
1993 ..	156.5	153.8	189.9	95.2	68.6	118.2	170.5	119.7	218.0	154.6	x
1990 Q. 1	159.3	142.9	163.2	152.4	68.9	124.0	191.9	153.9	225.8	164.5	x
Q. 2	159.3	162.5	162.2	148.7	59.9	122.3	196.5	160.9	219.2	153.3	x
Q. 3	153.9	160.3	173.7	124.7	69.9	131.9	193.0	146.3	224.0	174.4	x
Q. 4	193.2	165.8	230.8	153.5	99.0	143.8	211.3	171.3	292.8	203.9	x
1991 Q. 1	194.2	167.2	207.6	140.8	94.6	145.4	216.6	165.3	307.4	207.4	x
Q. 2	198.5	181.6	213.0	155.3	80.7	136.3	214.2	174.2	327.4	190.0	x
Q. 3	183.6	184.8	203.4	120.3	65.5	134.1	208.0	162.1	277.7	216.4	x
Q. 4	198.3	186.9	248.9	141.5	89.0	150.2	199.7	169.6	313.6	219.0	x
1992 Q. 1	197.9	179.1	197.7	146.4	79.4	158.7	220.3	168.2	314.8	217.8	x
Q. 2	192.6	199.0	193.9	148.1	65.1	145.9	212.5	173.3	304.2	191.2	x
Q. 3	179.4	184.7	195.8	118.9	61.7	154.8	205.8	156.9	261.2	213.0	x
Q. 4	195.1	194.5	258.1	134.7	69.9	146.4	198.2	170.3	301.3	228.5	x
1993 Q. 1	157.1	137.8	158.2	98.3	67.7	112.4	167.7	113.4	225.1	148.4	x
Q. 2	158.7	151.6	201.2	99.7	62.3	121.0	165.2	121.8	229.5	142.1	x
Q. 3	150.2	162.0	163.6	87.2	63.3	118.9	170.4	114.4	192.4	161.0	x
Q. 4	159.8	163.7	236.4	95.4	80.9	120.7	178.6	129.2	225.2	166.8	x
Index of Volume											
1990	159.6	152.7	139.2	149.0	111.3	174.1	193.2	144.6	206.7	155.5	x
1991	181.1	171.7	162.9	147.8	123.0	187.6	199.2	157.7	252.8	188.1	x
1992	183.0	184.5	160.3	155.3	120.3	199.9	209.1	160.7	243.0	190.6	x
1993	161.7	167.8	143.8	115.9	123.3	161.6	187.0	125.1	186.3	154.6	x
1990 Q. 1	151.2	136.6	124.8	151.3	108.8	163.5	189.0	139.7	195.5	139.3	x
Q. 2	155.5	152.9	122.1	155.9	110.4	162.4	194.7	148.0	193.6	138.7	x
Q. 3	152.3	157.4	137.4	130.9	106.9	177.6	190.8	133.6	191.1	152.7	x
Q. 4	179.5	164.1	172.6	158.0	119.1	192.8	198.2	156.9	246.8	191.4	x
1991 Q. 1	181.5	164.0	158.1	145.0	133.5	200.5	198.3	155.8	254.9	186.3	x
Q. 2	185.3	171.3	162.3	161.3	122.9	181.5	203.8	162.7	268.6	176.1	x
Q. 3	170.5	172.4	153.7	133.6	101.3	175.6	197.8	152.4	228.7	189.7	x
Q. 4	187.2	178.9	177.7	151.4	134.3	193.0	196.8	160.0	259.1	200.2	x
1992 Q. 1	186.7	170.5	141.4	160.2	134.8	208.2	213.5	161.2	258.1	186.0	x
Q. 2	181.6	187.5	139.8	170.9	111.9	188.7	212.2	165.8	244.5	172.7	x
Q. 3	172.7	182.0	175.0	133.4	112.7	207.0	205.9	151.3	214.3	189.2	x
Q. 4	190.8	198.0	185.1	156.6	121.6	195.7	204.7	164.3	255.1	214.3	x
1993 Q. 1	160.6	151.7	120.2	122.2	115.3	155.1	184.2	117.9	196.4	141.1	x
Q. 2	160.9	160.0	152.1	121.7	110.0	172.2	182.9	125.8	193.2	142.4	x
Q. 3	155.6	176.4	119.1	106.6	119.3	160.5	181.7	120.0	160.4	163.8	x
Q. 4	169.7	182.8	183.6	113.3	148.4	158.4	199.2	136.5	195.3	171.0	x
Index of Average Value											
1990	105.2	103.4	131.1	97.2	66.9	75.0	102.6	109.4	116.3	111.9	x
1991	106.9	104.9	133.9	94.4	67.1	75.4	105.2	106.4	121.2	110.7	x
1992	104.5	102.6	131.8	88.2	57.4	75.8	100.0	104.0	121.6	111.6	x
1993	96.7	91.7	132.1	82.1	55.6	73.2	91.2	95.7	117.0	100.0	x
1990 Q. 1	105.3	104.7	130.7	100.8	63.3	75.8	101.6	110.1	115.5	118.1	x
Q. 2	102.4	106.3	132.8	95.4	54.3	75.3	100.9	108.7	113.2	110.5	x
Q. 3	105.0	101.8	126.4	95.2	65.4	74.3	101.2	109.6	117.3	114.2	x
Q. 4	107.6	101.0	133.8	97.1	83.1	74.6	106.6	109.2	118.6	106.5	x
1991 Q. 1	107.0	101.9	131.3	97.1	70.9	72.5	109.2	106.1	120.6	111.3	x
Q. 2	107.2	106.0	131.3	96.3	65.7	75.1	105.1	107.1	121.9	107.9	x
Q. 3	107.7	107.2	132.4	90.1	64.7	76.4	105.1	106.4	121.4	114.1	x
Q. 4	105.9	104.5	140.0	93.4	66.3	77.8	101.5	106.0	121.0	109.4	x
1992 Q. 1	106.0	105.1	139.8	91.3	58.9	76.2	103.1	104.3	122.0	117.1	x
Q. 2	106.1	106.2	138.7	86.7	58.2	77.3	100.1	104.5	124.4	110.7	x
Q. 3	103.8	101.5	111.9	89.1	54.8	74.8	100.0	103.7	121.9	112.6	x
Q. 4	102.2	98.3	139.4	86.0	57.5	74.8	96.8	103.7	118.1	106.6	x
1993 Q. 1	97.8	90.8	131.6	80.5	58.8	72.5	91.0	96.1	114.6	105.1	x
Q. 2	98.6	94.7	132.3	81.9	56.6	70.3	90.4	96.9	118.8	99.8	x
Q. 3	96.5	91.8	137.3	81.8	53.1	74.1	93.8	95.4	119.9	98.3	x
Q. 4	94.1	89.5	128.8	84.2	54.5	76.2	89.7	94.7	115.3	97.5	x

See footnote on page 18

**2 Index of Current Value, Volume and Average Value of Imports and Exports
(Special Trade) by Sections of the SITC - Rev. 3**
1980 = 100
2.2 EC-Countries

Year Quarter	Exports										
	Total	Section									
		0 Food and live animals	1 Beverages and tobacco	2 Crude materials, inedible	3 Mineral fuels, lubricants etc.	4 Animal and vegetable oils and fats	5 Chemicals	6 Manu- factured goods classified chiefly by material	7 Machinery and transport equipment	8 Miscella- neous manu- factured articles	9 Commodities and trans- actions not classified acc. to kind 1)
Index of Current Value											
1990 ..	187,0	171,4	214,2	169,6	47,6	102,8	198,1	163,5	220,7	207,4	x
1991 ..	187,9	194,5	231,6	171,5	43,8	103,3	197,4	158,0	222,1	208,1	x
1992 ..	190,2	199,0	245,5	171,9	44,5	110,6	196,3	154,2	227,8	211,1	x
1993 ..	165,6	178,9	214,3	139,4	38,4	105,1	175,1	129,0	183,5	171,9	x
1990 Q. 1	196,6	168,5	177,7	176,1	54,4	107,8	213,8	169,3	233,9	219,2	x
Q. 2	186,1	161,9	229,6	167,5	43,8	96,8	199,4	168,8	219,4	197,6	x
Q. 3	173,9	169,5	230,9	156,2	42,2	105,5	180,9	154,1	200,1	204,1	x
Q. 4	191,5	185,5	218,4	178,4	49,9	101,0	198,2	161,6	229,5	208,5	x
1991 Q. 1	190,0	183,9	191,7	172,9	47,0	111,8	213,4	163,4	218,7	217,0	x
Q. 2	187,8	187,0	230,3	176,2	41,9	88,2	197,5	162,3	225,1	190,6	x
Q. 3	180,6	202,9	250,2	157,3	43,3	102,8	185,5	150,4	208,7	217,2	x
Q. 4	193,2	204,3	254,1	179,5	42,9	110,5	193,0	155,8	235,8	207,8	x
1992 Q. 1	200,8	191,6	235,8	184,6	45,2	113,7	210,7	166,1	240,9	225,1	x
Q. 2	189,2	197,3	245,2	174,0	46,6	117,1	199,8	153,7	230,7	187,1	x
Q. 3	183,7	206,8	267,8	163,2	42,6	105,9	190,5	149,1	211,8	225,9	x
Q. 4	187,1	200,3	233,3	165,7	43,4	105,7	184,2	147,9	227,7	206,3	x
1993 Q. 1	167,9	168,1	185,9	141,5	37,7	101,0	168,3	129,3	176,6	184,8	x
Q. 2	169,8	178,7	226,1	148,8	36,3	110,4	179,4	135,4	189,2	155,3	x
Q. 3	157,8	182,1	231,5	125,8	39,8	100,9	168,0	123,1	168,5	177,6	x
Q. 4	166,8	186,8	213,5	141,6	39,9	108,0	184,6	128,0	199,8	170,0	x
Index of Volume											
1990	157,3	170,1	181,0	167,4	51,4	156,1	181,5	147,5	167,1	177,1	x
1991 ..	158,0	195,6	189,0	194,5	47,1	170,1	181,1	145,3	164,2	178,3	x
1992 ..	160,1	193,6	196,5	202,2	56,6	179,3	188,2	145,7	164,0	181,4	x
1993	150,3	182,4	183,4	190,4	61,8	169,2	186,1	134,8	142,0	147,0	x
1990 Q. 1	165,8	162,5	145,8	163,6	59,7	151,6	195,5	152,6	180,4	185,6	x
Q. 2	156,2	156,3	190,0	163,1	48,1	144,0	184,4	151,9	165,2	171,5	x
Q. 3	145,5	168,4	194,5	157,0	47,5	164,4	167,8	138,7	148,5	172,3	x
Q. 4	161,7	193,4	193,9	185,9	50,2	164,4	178,1	146,9	174,0	179,1	x
1991 Q. 1	160,1	189,0	155,1	180,8	48,5	188,8	190,2	150,0	165,3	180,7	x
Q. 2	158,4	185,9	187,6	195,7	44,7	145,3	180,4	148,1	169,0	165,2	x
Q. 3	151,3	201,7	199,0	186,9	48,9	168,4	173,4	138,3	151,2	185,7	x
Q. 4	162,1	205,7	214,3	213,4	46,2	177,9	180,4	144,7	171,4	181,6	x
1992 Q. 1	169,3	187,1	176,3	208,5	54,4	185,9	196,5	157,5	177,6	190,8	x
Q. 2	159,2	189,1	192,8	198,3	57,8	185,7	189,8	145,2	167,0	165,5	x
Q. 3	153,2	198,9	210,6	199,0	56,1	174,5	184,3	139,2	148,5	192,2	x
Q. 4	158,7	199,2	206,5	202,9	58,1	171,2	182,4	141,0	163,1	177,0	x
1993 Q. 1	149,7	167,2	152,9	186,3	58,7	167,9	173,9	132,2	137,4	149,9	x
Q. 2	155,2	176,6	192,9	200,1	57,6	180,3	188,4	140,2	150,0	138,9	x
Q. 3	144,3	184,0	192,3	180,4	65,3	158,6	180,0	133,8	128,2	153,4	x
Q. 4	152,1	201,9	195,5	195,0	65,6	170,0	202,0	133,0	152,4	145,8	x
Index of Average Value											
1990	118,9	100,7	118,3	101,3	92,6	65,8	109,2	110,8	132,1	117,1	x
1991	118,9	99,5	122,5	88,3	93,0	60,7	109,0	108,7	135,2	116,7	x
1992	118,8	102,8	124,9	85,0	78,6	61,7	104,3	105,8	138,9	116,4	x
1993	110,1	98,1	116,8	73,2	62,2	62,1	94,1	95,7	129,3	117,0	x
1990 Q. 1	118,6	103,7	121,9	107,7	91,2	71,1	109,3	111,0	129,6	118,1	x
Q. 2	119,1	103,6	120,9	102,7	91,0	67,2	108,2	111,1	132,8	115,2	x
Q. 3	119,5	100,7	118,7	99,4	88,8	64,2	107,8	111,1	134,7	118,5	x
Q. 4	118,4	95,9	112,6	96,0	99,4	61,4	111,3	110,0	131,9	116,4	x
1991 Q. 1	118,7	97,3	123,6	95,6	96,9	59,2	112,2	108,9	132,3	120,1	x
Q. 2	118,6	100,6	122,7	90,0	93,9	60,7	109,5	109,6	133,2	115,3	x
Q. 3	119,3	100,6	125,7	84,1	88,6	61,1	106,9	108,8	138,0	117,0	x
Q. 4	119,2	99,3	118,6	84,1	92,9	62,1	107,0	107,6	137,6	114,4	x
1992 Q. 1	118,6	102,4	133,8	88,5	83,1	61,2	107,3	105,4	135,6	118,0	x
Q. 2	118,8	104,4	127,2	87,8	80,6	63,0	105,2	105,8	138,2	113,0	x
Q. 3	119,9	104,0	127,1	82,0	76,0	60,7	103,4	107,1	142,6	117,5	x
Q. 4	118,0	100,5	113,0	81,7	74,7	61,8	101,0	104,9	139,7	116,6	x
1993 Q. 1	112,1	100,5	121,5	75,9	64,4	60,1	96,8	97,8	128,5	123,3	x
Q. 2	109,4	101,2	117,2	74,4	63,0	61,2	95,2	96,6	126,2	111,8	x
Q. 3	109,3	99,0	120,4	69,7	60,9	63,6	93,3	92,0	131,5	115,8	x
Q. 4	109,7	92,5	109,2	72,6	60,9	63,5	91,4	96,2	131,1	116,6	x

See footnote on page 18

2 Index of Current Value, Volume and Average Value of Imports and Exports (Special Trade) by Sections of the SITC - Rev. 3

1980 = 100

2.3 Other Countries

Year Quarter	Imports										
	Total	Section									
		0	1	2	3	4	5	6	7	8	9
		Food and live animals	Beverages and tobacco	Crude materials, inedible	Mineral fuels, lubricants etc.	Animal and vegetable oils and fats	Chemicals	Manu- factured goods classified chiefly by material	Machinery and transport equipment	Miscella- neous manu- factured articles	Commodities and trans- actions not classified acc to kind 1)
Index of Current Value											
1990	155,4	117,9	122,8	100,2	52,6	89,7	220,9	164,6	328,7	244,7	x
1991	178,2	134,8	145,8	94,9	56,1	91,2	246,9	177,7	405,1	305,6	x
1992	177,5	131,9	166,3	95,0	53,7	100,3	253,1	175,8	400,8	304,1	x
1993	169,5	122,5	147,1	82,1	49,6	96,5	237,7	161,8	380,2	314,1	x
1990 Q. 1	150,7	115,8	107,0	106,8	48,2	98,8	218,5	163,8	304,9	243,2	x
Q. 2	148,3	112,5	112,5	105,1	42,7	85,6	215,6	164,3	324,6	213,0	x
Q. 3	151,6	106,0	115,8	93,6	50,6	87,8	211,6	158,8	319,5	256,5	x
Q. 4	171,2	137,1	155,7	95,4	68,8	86,5	239,9	171,4	366,0	265,9	x
1991 Q. 1	171,7	133,4	144,8	88,6	54,6	79,3	256,6	178,6	371,1	301,0	x
Q. 2	179,8	134,6	140,2	95,8	42,7	86,0	260,9	180,9	426,0	278,2	x
Q. 3	181,3	121,7	137,7	101,7	53,6	100,6	238,3	179,0	408,1	339,8	x
Q. 4	179,9	149,5	160,4	93,6	59,5	98,9	231,7	172,1	415,1	303,1	x
1992 Q. 1	184,8	143,7	174,6	95,1	55,0	98,2	260,6	178,4	411,2	326,7	x
Q. 2	174,4	135,6	147,5	98,1	56,3	100,6	252,3	177,8	409,5	261,5	x
Q. 3	170,8	107,3	153,2	91,6	51,7	95,2	247,5	170,5	373,9	316,3	x
Q. 4	180,0	141,1	189,8	95,1	51,9	107,3	252,0	176,6	408,7	311,9	x
1993 Q. 1	164,7	119,3	153,5	77,3	50,8	87,7	233,5	157,5	364,8	306,5	x
Q. 2	165,5	117,7	129,1	82,8	49,3	96,3	234,7	163,0	382,3	281,4	x
Q. 3	168,0	112,8	153,6	77,6	48,3	98,7	232,7	157,0	365,9	337,9	x
Q. 4	179,9	140,1	152,3	90,9	50,0	103,2	249,9	169,5	407,9	330,5	x
Index of Volume											
1990	153,0	148,9	109,8	99,0	81,5	153,1	212,3	158,4	267,4	222,9	x
1991	172,4	162,9	127,6	100,9	89,5	165,8	232,2	175,9	317,0	271,3	x
1992	178,4	169,3	140,4	106,9	99,9	162,5	262,9	182,9	309,3	270,1	x
1993	175,7	167,7	120,2	102,4	99,5	155,5	264,6	181,1	288,1	279,5	x
1990 Q. 1	146,9	142,9	89,5	102,6	77,6	148,6	206,1	157,6	245,1	214,6	x
Q. 2	147,0	137,9	96,3	101,0	79,9	141,6	206,1	156,8	259,8	194,4	x
Q. 3	150,5	136,8	106,1	93,0	83,6	153,2	205,8	152,8	259,3	232,7	x
Q. 4	167,5	177,9	147,3	99,4	84,9	168,9	231,4	166,4	305,4	250,1	x
1991 Q. 1	171,1	169,4	138,3	95,5	84,4	159,4	239,2	180,3	306,3	276,3	x
Q. 2	172,3	161,8	123,6	100,6	90,5	154,8	239,9	177,0	324,1	255,0	x
Q. 3	170,9	145,8	116,2	106,4	86,3	178,8	221,0	175,6	310,0	288,4	x
Q. 4	175,4	174,6	132,3	101,3	96,8	170,1	228,7	170,9	327,7	265,7	x
1992 Q. 1	184,3	173,6	142,8	103,6	101,3	160,0	277,2	184,0	322,5	286,2	x
Q. 2	173,0	163,8	125,1	108,1	101,8	157,4	257,1	182,6	310,2	232,6	x
Q. 3	172,7	146,0	131,5	103,8	99,0	157,9	256,6	177,2	287,5	279,0	x
Q. 4	183,7	193,7	162,3	112,1	97,5	174,6	260,6	187,8	316,9	282,6	x
1993 Q. 1	169,6	165,5	120,1	93,7	97,6	138,5	249,8	176,8	278,0	270,2	x
Q. 2	173,7	160,4	106,0	103,6	95,9	147,2	270,4	179,3	301,7	256,4	x
Q. 3	172,7	158,3	128,4	96,9	97,5	164,5	260,2	176,3	270,5	295,9	x
Q. 4	186,8	186,6	126,3	115,4	106,8	172,0	278,0	192,1	302,2	295,4	x
Index of Average Value											
1990	101,6	79,2	111,8	101,3	64,5	58,6	104,0	103,9	122,9	109,7	x
1991	103,3	82,8	114,2	94,0	62,6	55,0	106,3	101,0	127,8	112,6	x
1992	99,5	77,9	118,4	88,9	53,8	61,8	96,3	96,1	129,6	112,6	x
1993	96,5	73,0	122,4	80,2	49,9	62,0	89,8	89,3	132,0	112,4	x
1990 Q. 1	102,6	81,0	119,6	104,1	62,2	66,5	105,0	103,9	124,4	113,4	x
Q. 2	100,9	81,6	116,9	104,1	53,4	60,5	104,6	104,8	124,9	109,6	x
Q. 3	100,8	77,5	109,1	100,6	60,5	57,3	102,9	104,0	123,2	110,2	x
Q. 4	102,2	77,1	105,7	96,0	81,0	51,2	103,7	103,0	119,8	106,3	x
1991 Q. 1	100,4	78,7	104,7	92,8	64,6	49,8	107,3	99,1	121,2	108,9	x
Q. 2	104,3	83,2	113,4	95,1	62,6	55,6	108,7	102,2	131,4	109,1	x
Q. 3	106,1	83,5	118,5	95,6	62,0	56,2	107,8	101,9	131,7	117,8	x
Q. 4	102,6	85,6	121,2	92,4	61,5	58,1	101,3	100,7	126,7	114,1	x
1992 Q. 1	100,3	82,8	122,3	91,8	54,3	61,4	94,0	96,9	127,5	114,2	x
Q. 2	100,8	82,8	117,9	90,8	55,3	63,9	98,1	97,3	132,0	112,4	x
Q. 3	98,9	73,5	116,5	88,2	52,2	60,3	96,4	96,2	130,1	113,4	x
Q. 4	98,0	72,9	117,0	84,8	53,3	61,5	96,7	94,0	129,0	110,4	x
1993 Q. 1	97,1	72,1	127,8	82,4	52,1	63,4	93,5	89,1	131,2	113,4	x
Q. 2	95,3	73,4	121,9	80,0	51,4	65,4	86,8	90,9	126,7	109,8	x
Q. 3	97,3	71,2	119,6	80,0	49,5	60,0	89,4	89,0	135,3	114,2	x
Q. 4	96,3	75,1	120,6	78,7	46,8	60,0	89,9	88,2	135,0	111,9	x

See footnote on page 18

**2 Index of Current Value, Volume and Average Value of Imports and Exports
(Special Trade) by Sections of the SITC - Rev. 3**
1980 = 100
2.3 Other Countries

Year Quarter	Exports										
	Total	Section									
		0 Food and live animals	1 Beverages and tobacco	2 Crude materials, inedible	3 Mineral fuels, lubricants etc.	4 Animal and vegetable oils and fats	5 Chemicals	6 Manu- factured goods classified chiefly by material	7 Machinery and transport equipment	8 Miscella- neous manu- factured articles	9 Commodities and trans- actions not classified acc. to kind 1)
Index of Current Value											
1990	180,0	158,6	196,3	153,4	88,6	96,3	174,0	155,0	191,4	232,7	x
1991	182,4	161,9	234,6	162,8	92,7	90,3	177,2	153,3	190,6	239,3	x
1992	185,2	174,0	275,7	162,3	92,9	75,2	178,4	151,1	196,7	246,8	x
1993	186,0	182,3	306,1	158,7	88,5	94,6	183,3	149,4	197,1	245,0	x
1990 Q. 1	189,4	171,3	162,8	158,7	92,0	116,4	187,6	163,4	202,5	235,7	x
Q. 2	176,6	149,4	199,3	146,5	80,4	95,0	171,2	154,7	188,5	224,9	x
Q. 3	172,9	163,2	212,2	145,7	83,4	85,7	168,7	147,4	182,1	231,4	x
Q. 4	181,3	150,4	210,9	162,6	98,6	88,1	168,5	154,6	192,5	238,7	x
1991 Q. 1	177,6	179,6	189,3	157,6	92,9	100,7	176,6	148,5	181,5	230,6	x
Q. 2	175,3	154,2	234,4	170,3	81,3	85,0	175,1	154,8	180,1	226,1	x
Q. 3	183,6	148,1	255,1	158,6	100,7	76,6	180,5	153,9	191,7	247,9	x
Q. 4	193,0	165,8	259,6	164,8	95,9	99,0	176,4	155,8	209,2	252,4	x
1992 Q. 1	185,1	191,8	234,0	165,6	93,5	82,7	184,4	150,4	195,2	245,2	x
Q. 2	178,4	158,4	259,7	160,6	90,4	84,2	178,7	147,5	190,0	223,0	x
Q. 3	184,2	161,0	345,3	159,2	93,1	64,8	175,7	151,3	193,9	260,6	x
Q. 4	193,0	184,7	283,7	163,8	94,4	69,2	174,7	155,1	207,9	258,4	x
1993 Q. 1	178,7	176,6	270,4	154,4	83,4	88,7	179,8	138,4	189,7	237,1	x
Q. 2	179,3	158,7	298,9	156,3	88,4	80,5	183,0	147,9	189,1	227,2	x
Q. 3	178,6	167,8	293,5	155,0	86,2	85,9	182,2	145,9	184,9	247,2	x
Q. 4	207,4	226,2	361,6	169,3	96,1	123,4	188,5	165,5	224,8	268,4	x
Index of Volume											
1990	152,2	175,6	176,3	147,0	125,1	145,8	158,3	140,1	148,1	198,3	x
1991	156,1	198,5	211,0	170,6	126,8	143,5	158,8	143,8	147,4	205,0	x
1992	160,3	213,3	243,0	177,2	146,5	116,9	163,2	144,9	152,5	214,3	x
1993	164,5	231,9	289,3	191,5	149,4	150,8	172,7	153,9	153,2	212,3	x
1990 Q. 1	159,7	180,6	144,9	141,5	133,9	177,8	167,8	146,2	158,1	199,3	x
Q. 2	148,9	158,0	174,1	139,5	124,2	142,5	154,2	138,4	146,0	191,9	x
Q. 3	145,9	179,6	185,7	139,1	123,6	128,6	154,8	132,8	140,3	194,2	x
Q. 4	154,4	184,0	200,6	167,8	118,5	134,1	156,4	143,1	148,0	207,9	x
1991 Q. 1	154,5	219,5	178,5	162,3	117,0	173,9	158,5	140,4	142,7	198,1	x
Q. 2	149,8	185,4	216,4	177,7	109,4	127,9	155,0	144,7	140,1	192,6	x
Q. 3	155,3	176,2	231,5	165,0	148,0	112,1	159,1	144,2	146,3	210,2	x
Q. 4	164,7	212,9	217,7	177,5	132,8	160,3	162,6	146,1	160,4	219,1	x
1992 Q. 1	161,0	236,6	200,2	177,3	144,0	134,7	167,9	143,6	153,1	212,5	x
Q. 2	154,1	183,3	228,1	170,0	140,6	128,1	161,4	140,8	146,9	199,6	x
Q. 3	159,1	200,6	299,9	176,0	151,2	99,6	160,8	146,3	149,4	221,3	x
Q. 4	167,1	232,7	243,9	185,5	150,1	105,3	162,6	148,7	160,8	223,8	x
1993 Q. 1	157,8	221,6	262,5	180,1	136,5	138,9	168,0	140,5	149,4	203,9	x
Q. 2	158,8	193,7	264,9	188,2	150,7	128,6	170,5	152,1	147,7	201,7	x
Q. 3	157,4	208,0	283,4	191,8	143,0	141,2	170,6	150,8	143,0	212,8	x
Q. 4	184,2	304,4	346,2	205,7	167,5	194,6	181,6	172,4	172,8	230,9	x
Index of Average Value											
1990	118,3	90,3	111,3	104,4	70,8	66,1	109,9	110,6	129,2	117,3	x
1991	116,8	81,6	111,2	95,4	73,1	62,9	111,6	106,5	129,4	116,7	x
1992	115,5	81,6	113,4	91,6	63,4	64,4	109,3	104,3	129,0	115,2	x
1993	113,0	78,6	105,8	82,9	59,2	62,7	106,2	97,1	128,7	115,4	x
1990 Q. 1	118,6	94,9	112,4	112,1	68,7	65,4	111,8	111,8	128,1	118,3	x
Q. 2	118,6	94,5	114,5	105,1	64,7	66,7	111,0	111,8	129,1	117,2	x
Q. 3	118,5	90,9	114,3	104,8	67,5	66,7	109,0	111,0	129,8	119,2	x
Q. 4	117,4	81,7	105,1	96,9	83,2	65,7	107,8	108,0	130,1	114,8	x
1991 Q. 1	115,0	81,8	106,1	97,1	79,4	57,9	111,4	105,8	127,2	116,4	x
Q. 2	117,0	83,2	108,4	95,8	74,3	66,5	113,0	107,0	128,6	117,4	x
Q. 3	118,2	84,0	110,2	96,1	68,0	68,4	113,5	106,7	131,0	117,9	x
Q. 4	117,2	77,9	119,3	92,8	72,2	61,8	108,5	106,7	130,4	115,2	x
1992 Q. 1	115,0	81,1	116,9	93,4	65,0	61,4	109,8	104,7	127,5	115,4	x
Q. 2	115,8	86,4	113,9	94,5	64,3	65,8	110,7	104,8	129,4	111,7	x
Q. 3	115,8	80,3	115,1	90,5	61,6	65,1	109,3	103,4	129,8	117,8	x
Q. 4	115,5	79,4	108,1	88,3	62,9	65,8	107,4	104,3	129,3	115,5	x
1993 Q. 1	113,2	79,7	103,0	85,7	61,1	63,8	107,0	98,5	127,0	116,3	x
Q. 2	112,9	81,9	112,8	83,0	58,6	62,6	107,3	97,2	128,1	112,7	x
Q. 3	113,5	80,6	103,6	80,8	60,3	60,9	106,8	96,8	129,3	116,2	x
Q. 4	112,6	74,3	104,4	82,3	57,4	63,4	103,8	96,0	130,0	116,2	x

See footnote on page 18

3 IMPORTS AND EXPORTS (SPECIAL TRADE) BY SECTIONS AND DIVISIONS OF THE SITC-REV. III
3.1 IMPORTS

SECT AND DIV	1993 DT = 100 KG	1993 1 000 DM	1993 1 000 \$
0 FOOD AND LIVE ANIMALS...	310 050 426	46 770 150	28 264 452
00 LIVE ANIMALS.....	2 067 428	574 878	347 369
01 MEAT, MEAT PREPARATIONS.	17 186 474	8 090 977	4 884 985
02 DAIRY PRODUCTS,BIRD EGGS	11 821 316	4 981 137	3 006 664
03 FISH,CRUSTACEANS,MOLLUSC	6 402 629	2 929 747	1 768 441
04 CEREALS,CEREAL PREPRTNS.	44 384 875	3 325 194	2 009 770
05 VEGETABLES AND FRUIT....	125 009 166	16 078 560	9 727 242
06 SUGAR,SUGR.PREPTNS,HONEY	9 866 196	1 219 180	736 940
07 COFFEE,TEA,COCOA,SPICES.	14 975 056	4 610 566	2 785 121
08 ANIMAL FEED STUFF.....	74 178 706	2 574 871	1 558 970
09 MISC.EDIBLE PRODUCTS ETC	4 158 580	2 385 040	1 440 950
1 BEVERAGES AND TOBACCO...	22 686 857	5 989 419	3 619 059
11 BEVERAGES.....	20 793 069	4 173 130	2 520 812
12 TOBACCO,TOBACCO MANUFACT	1 893 788	1 816 289	1 098 247
2 CRUDE MATERIALS,INEDIBLE	911 142 583	23 057 871	13 945 190
21 HIDES,SKINS,FURSKINS,RAW	733 777	277 272	167 778
22 OIL SEED,OLEAGINUS FRUIT	47 457 360	2 142 825	1 292 533
23 CRUDE RUBBER.....	5 177 649	1 065 651	644 408
24 CORK AND WOOD.....	49 979 935	3 097 543	1 873 572
25 PULP AND WASTE PAPER....	42 100 247	2 773 583	1 679 247
26 TEXTILE FIBRES.....	6 636 452	1 876 521	1 135 604
27 CRUDE FERTILIZER,MINERAL	326 264 890	1 971 647	1 192 352
28 METALLIFEROUS ORE,SCRAP.	421 889 113	5 718 841	3 456 786
29 CRUDE ANIMAL,VEG.MATERL.	10 903 160	4 133 988	2 502 910
3 FUELS, LUBRICANTS, ETC..	2 076 158 252	44 874 995	27 151 503
32 COAL, COKE, BRIQUETTES..	186 833 098	1 494 516	902 270
33 PETROLEUM,PETROL.PRODUCT	1 430 150 072	32 903 227	19 910 545
34 GAS,NATURAL,MANUFACTURED	459 175 077	9 216 526	5 576 332
35 ELECTRIC CURRENT, MWH	16 011 475	1 260 726	762 356
4 ANIMAL,VEG.OILS,FATS,WAX	17 442 526	1 517 366	917 728
41 ANIMAL OILS AND FATS....	1 724 228	144 968	87 740
42 FIXED VEG. FATS AND OILS	10 478 372	961 646	581 727
43 ANIMAL,VEG.FATS,OILS,NES	5 239 926	410 752	248 261
5 CHEMICALS,RELTD.PROD.NES	243 497 865	46 870 904	28 350 892
51 ORGANIC CHEMICALS.....	57 785 338	10 857 175	6 567 891
52 INORGANIC CHEMICALS....	33 982 734	3 461 595	2 093 432
53 DYES,COLOURING MATERIALS	6 146 665	2 613 498	1 581 255
54 MEDICINAL,PHARM.PRODUCTS	1 027 606	6 983 871	4 221 727
55 ESSENTL.OILS,PERFUME,ETC	5 659 800	3 379 385	2 042 619
56 FERTILIZER,EXCEPT GRP272	64 412 010	1 194 781	724 578
57 PLASTICS IN PRIMARY FORM	46 863 585	8 924 421	5 398 739
58 PLASTIC,NON-PRIMARY FORM	6 848 396	4 189 266	2 534 754
59 CHEMICAL MATERIALS NES..	20 771 731	5 266 912	3 185 897
6 MANUFACTURED GOODS.....	509 636 288	86 215 233	52 164 252
61 LEATHER, LEATHER GOODS..	492 786	1 339 289	810 440
62 RUBBER MANUFACTURES, NES	7 254 042	5 310 637	3 215 903
63 CORK, WOOD MANUFACTURES.	33 335 012	4 659 899	2 819 065
64 PAPER,PAPERBOARD,ETC....	76 858 168	10 888 056	6 464 028
65 TEXTILE YARN,FABRIC,ETC.	13 096 807	16 566 951	10 024 841
66 NON-METAL.MINERAL MANFCT	166 992 977	9 699 759	5 863 916
67 IRON AND STEEL.....	156 287 261	14 220 120	8 608 868
68 NON-FERROUS METALS.....	28 788 471	10 456 439	6 327 296
69 METALS MANUFACTURES,NES.	27 130 764	13 274 083	8 029 895
7 MACHINES,TRANSPORT EQUIP	82 536 792	187 474 687	113 487 606
71 POWER GENERATING.MACHINES	4 602 057	10 964 879	6 635 927
72 SPECIAL.INDUST.MACHINERY	7 480 610	10 904 422	6 598 383
73 METALWORKING MACHINERY..	1 465 441	2 922 447	1 767 125
74 GENERAL INDUSTL.MACH.NES	10 150 903	18 105 941	10 951 673
75 OFFICE MACHINES,ADP MACH	2 401 988	26 678 467	16 131 075
76 TELECOMM.SOUND EQUIP ETC	3 412 503	16 479 880	9 955 120
77 ELEC MCH APPAR,PARTS,NES	11 894 439	32 622 887	19 725 701
78 ROAD VEHICLES.....	33 884 942	50 266 374	30 483 624
79 OTHR.TRANSPORT EQUIPMENT	7 243 909	18 529 390	11 238 978
8 MISC MANUFACTURED ARTCLS	50 168 872	94 200 617	56 930 620
81 PREFAB BLDGS,FTNG ETC	6 794 226	3 627 136	2 193 071
82 FURNITURE,BEDDING,ETC...	13 871 425	7 995 632	4 839 008
83 TRAVEL GOODS,HANDBGS ETC	963 188	1 711 331	1 035 072
84 CLOTHING AND ACCESSORIES	8 629 544	36 740 430	22 190 757
85 FOOTWEAR.....	2 560 928	7 642 980	4 619 083
87 SCIENTIFIC EQUIPMENT NES	807 256	8 776 495	5 304 543
88 PHOTO.APPARAT.NES;CLOCKS	1 178 692	6 676 384	4 037 916
89 MISC MANUFCTRD GOODS NES	15 363 613	21 030 169	12 711 170
9 GOODS NOT CLASSD BY KIND ¹⁾	7 511 670	29 523 957	17 905 946
93 SPEC.TRANSACT.NOT CLASSD	7 507 784	26 773 460	16 239 831
96 COIN NONGOLD NONCURRENT.	1 196	97 905	59 173
97 GOLD,NONMONTY EXCL ORES	2 690	2 652 592	1 606 942
TOTAL...	4 230 832 131	566 495 199	342 737 248

1) INCL. COMPLETE INDUSTRIAL PLAN N.E.S.

3 IMPORTS AND EXPORTS (SPECIAL TRADE) BY SECTIONS AND DIVISIONS OF THE SITC-REV. III
3.2 EXPORTS

SECT AND DIV	1993 DT = 100 KG	1993 1 000 DM	1993 1 000 \$
0 FOOD AND LIVE ANIMALS...	228 781 240	27 777 751	16 793 903
00 LIVE ANIMALS.....	2 960 862	857 146	518 050
01 MEAT, MEAT PREPARATIONS.	8 395 613	3 538 091	2 138 452
02 DAIRY PRODUCTS, BIRD EGGS	36 959 162	7 283 746	4 408 536
03 FISH, CRUSTACEANS, MOLLUSC	2 191 556	872 703	526 673
04 CEREALS, CEREAL PREPRTNS.	84 695 458	4 002 804	2 421 088
05 VEGETABLES AND FRUIT....	18 346 014	2 452 754	1 483 076
06 SUGAR, SUGR. PREPTNS, HONEY	21 631 612	1 735 126	1 049 675
07 COFFEE, TEA, COCOA, SPICES.	4 976 726	2 697 192	1 629 237
08 ANIMAL FEED STUFF.....	43 016 024	2 242 766	1 356 872
09 MISC. EDIBLE PRODUCTS ETC	5 608 213	2 095 423	1 268 244
1 BEVERAGES AND TOBACCO...	100 484 900	4 514 109	2 725 770
11 BEVERAGES.....	99 418 818	2 459 374	1 484 882
12 TOBACCO, TOBACCO MANUFACT	1 066 082	2 054 735	1 240 888
2 CRUDE MATERIALS, INEDIBLE	512 399 819	10 822 358	6 551 064
21 HIDES, SKINS, FURSKINS, RAW	1 441 399	436 642	264 429
22 OIL SEED, OLÉAGINUS FRUIT	8 182 006	350 352	211 270
23 CRUDE RUBBER.....	4 235 217	758 684	459 286
24 CORK AND WOOD.....	55 731 387	1 177 793	712 204
25 PULP AND WASTE PAPER....	23 609 677	340 276	205 860
26 TEXTILE FIBRES.....	8 605 294	2 266 910	1 372 081
27 CRUDE FERTILIZER, MINERAL	309 664 236	1 359 105	821 960
28 METALLIFEROUS ORE, SCRAP.	96 660 093	2 765 904	1 676 486
29 CRUDE ANIMAL, VEG. MATERL.	4 270 510	1 366 692	827 498
3 FUELS, LUBRICANTS, ETC..	236 309 654	7 454 938	4 507 326
32 COAL, COKE, BRIQUETTES.	47 504 625	870 293	527 222
33 PETROLEUM, PETROL. PRODUCT	167 559 672	5 077 982	3 069 562
34 GAS, NATURAL, MANUFACTURED	21 245 357	625 343	378 006
35 ELECTRIC CURRENT, MWH	16 653 270	881 320	532 536
4 ANIMAL, VEG. OILS, FATS, WAX	18 247 807	1 563 477	945 175
41 ANIMAL OILS AND FATS....	2 084 400	150 914	91 202
42 FIXED VEG. FATS AND OILS	10 422 748	864 218	522 116
43 ANIMAL, VEG. FATS, OILS, NES	5 740 659	548 345	331 857
5 CHEMICALS, RELTD. PROD. NES	348 498 816	80 682 238	48 814 256
51 ORGANIC CHEMICALS.....	72 939 131	16 292 524	9 854 089
52 INORGANIC CHEMICALS.....	56 724 860	4 720 629	2 852 378
53 DYES, COLOURING MATERIALS	13 756 320	8 472 724	5 128 999
54 MEDICINAL, PHARM. PRODUCTS	1 598 725	12 573 365	7 599 870
55 ESSENTL. OILS, PERFUME, ETC	11 221 582	5 423 749	3 279 566
56 FERTILIZER, EXCEPT GRP272	62 403 120	1 243 831	752 502
57 PLASTICS IN PRIMARY FORM	53 911 001	13 239 562	8 017 859
58 PLASTIC, NON-PRIMARY FORM	38 921 615	7 173 138	4 342 041
59 CHEMICAL MATERIALS NES..	37 022 462	11 542 716	6 986 952
6 MANUFACTURED GOODS.....	405 189 376	100 352 493	60 710 956
60 CPL. IND. PLANT CHAP 69, 70, 72, 73, 76	357 340	616 832	373 778
61 LEATHER, LEATHER GOODS..	747 525	1 292 455	781 712
62 RUBBER MANUFACTURES, NES	6 301 053	5 582 012	3 375 560
63 CORK, WOOD MANUFACTURES.	12 511 345	2 011 286	1 216 891
64 PAPER, PAPERBOARD, ETC....	63 012 791	12 896 654	7 803 471
65 TEXTILE YARN, FABRIC, ETC.	12 815 341	19 228 013	11 634 004
66 NON-METAL. MINERAL MANFCT	74 115 846	9 650 597	5 838 835
67 IRON AND STEEL.....	193 635 319	19 399 813	11 733 753
68 NON-FERROUS METALS.....	20 436 412	10 970 953	6 637 235
69 METALS MANUFACTURES, NES.	21 196 404	18 703 888	11 315 717
7 MACHINES, TRANSPORT EQUIP	127 939 866	303 462 112	183 539 438
70 CPL. IND. PLANT (84/85/87)	1 375 874	4 773 108	2 889 679
71 POWER GENERATING MACHINES	7 059 753	17 884 643	10 806 156
72 SPECIAL. INDUST. MACHINERY	14 895 840	38 361 543	23 191 481
73 METALWORKING MACHINERY..	3 234 543	8 894 150	5 373 472
74 GENERAL INDUSTL. MACH. NES	15 783 561	43 699 639	26 430 764
75 OFFICE MACHINES, ADP MACH	1 062 488	14 466 936	8 744 412
76 TELECOMM. SOUND EQUIP ETC	1 526 026	12 100 101	7 308 823
77 ELEC MCH APPAR, PARTS, NES	14 807 034	45 984 047	27 790 594
78 ROAD VEHICLES.....	54 404 967	96 882 273	58 633 377
79 OTHR. TRANSPORT EQUIPMENT	13 789 780	20 415 672	12 370 680
8 MISC MANUFACTURED ARTCLS	31 252 962	68 697 708	41 529 792
80 CPL. IND. PLANT CHAP 90/94	19 264	274 153	166 635
81 PREFAB BLDGS, FTNG ETC	2 341 362	2 915 049	1 761 683
82 FURNITURE, BEDDING, ETC....	7 263 156	6 008 340	3 638 144
83 TRAVEL GOODS, HANDBGS ETC	1 115 553	521 525	315 168
84 CLOTHING AND ACCESSORIES	1 257 387	10 934 314	6 609 531
85 FOOTWEAR.....	535 772	1 992 332	1 204 521
87 SCIENTIFIC EQUIPMENT NES	1 044 821	16 285 043	9 841 945
88 PHOTO. APPARAT. NES; CLOCKS	1 921 700	6 739 691	4 072 932
89 MISC MANUFACTRD GOODS NES	16 753 947	23 027 261	13 919 233
9 GOODS NOT CLASSD BY KIND ¹⁾	6 636 540	23 059 454	14 006 189
93 SPEC. TRANSACT. NOT CLASSD	6 446 433	21 517 202	13 073 221
94 COMPL. IND. PLANT CHAPT 99	169 783	302 215	182 418
96 COIN NONGOLD NONCURRENT.	19 180	35 959	21 864
97 GOLD, NONMONTY EXCL DRES	1 144	1 204 078	728 686
TOTAL...	2 015 740 980	628 386 638	380 123 869

1) INCL. COMPLETE INDUSTRIAL PLAN N.E.S.

4 IMPORTS AND EXPORTS (SPECIAL TRADE) BY GROUPS AND SUBGROUPS OF THE SITC-REV. III
4.1 IMPORTS

GROUP / SUBGROUP	1993 DT = 100 KG	1993 1 000 DM	1993 1 000 \$
001 LIVE ANIMALS	2 067 428	574 878	347 369
1 BOVINE ANIMALS, LIVE	582 452	198 277	119 811
2 SHEEP AND GOATS, LIVE	75 531	21 701	13 177
3 SWINE, LIVE	1 139 257	248 703	150 103
4 POULTRY, LIVE	187 689	40 289	24 405
5 EQUINE SPECIES, LIVE	68 874	39 853	24 055
9 LIVE ANIMALS, NES	13 625	26 055	15 818
011 BOVINE MEAT	2 954 207	2 193 801	1 323 892
1 BOVINE MEAT,FRSH,CHILLED	2 318 996	1 836 035	1 107 619
2 BOVINE MEAT, FROZEN	635 211	357 766	216 273
012 OTHER MEAT, MEAT OFFAL	12 546 829	4 757 513	2 872 672
1 MEAT OF SHEEP OR GOATS	359 826	226 954	137 752
2 MEAT OF SWINE	7 912 397	2 664 272	1 608 800
3 POULTRY, MEAT AND OFFAL	3 444 248	1 585 784	957 077
4 MEAT OF HORSES,MULES,ETC	360	179	110
5 EDIBLE OFFAL	575 223	91 496	55 288
9 MEAT,EDIBLE OFFAL, NES	254 775	188 828	113 645
016 MEAT,ED.OFFL,DRY,SLT,SMK	133 951	169 037	102 008
1 PIGMEAT,DRY,SALT,SMOKED	124 377	152 918	92 278
8 OTH.MEAT,OFF.DRY,SMK,SLT	9 574	16 119	9 730
017 MEAT,OFFL.PRPD,PRSRVD,NES	1 551 487	970 626	586 413
1 EXTRACT, JUICE MEAT, FISH	10 262	20 031	12 061
2 SAUSAGE OF MEAT, OFFL, ETC	256 418	243 236	146 716
3 LIVER, PREPRD, PRSRVD, NES	51 238	34 682	20 897
4 POULTRY, PRPD, PRSRVD, NES	423 017	240 350	145 187
5 PORK, PREPRD, PRSRVD, NES	348 615	220 836	133 572
6 BOV. MEAT, PRPD, PRSRVD, NES	456 610	207 432	125 534
9 OTH. MEAT, PRPD, PRSRVD NES	5 327	4 059	2 446
022 MILK AND CREAM	4 773 093	844 162	510 022
1 MILK EX.CONCENTD.SWEETND	1 956 373	149 044	89 848
2 MILK CONCENTD., SWEETENED	874 754	354 279	214 144
3 MILK PRODUCTS	624 356	242 476	146 649
4 WHEY, MILK PRODUCTS NES	1 317 610	98 363	59 381
023 BUTTER, OTHER FAT OF MILK	1 082 725	642 927	387 008
024 CHEESE AND CURD	3 766 293	3 037 891	1 834 460
1 CHEESE, POWDERED, GRATED	109 211	96 096	58 090
2 PROCESSED CHEESE, WHOLE	115 320	95 644	57 626
3 BLUE-VEINED CHEESE	93 069	111 827	67 572
9 OTHER CHEESE; CURD	3 448 693	2 734 324	1 651 172
025 EGGS, BIRDS, YOLKS, ALBUMIN	2 199 205	456 157	275 174
1 BIRDS' EGGS, IN SHELL	1 878 803	362 104	218 393
2 BIRD EGGS UNSHELLED; YOLKS	272 225	74 539	44 951
3 EGG ALBUMIN	48 177	19 514	11 830
034 FISH, FRESH, CHILLED, FROZEN	4 365 326	1 751 339	1 057 888
1 FISH, FRESH, CHILLED, WHOLE	1 410 281	734 618	443 617
2 FISH, FROZEN EX. FILLETS	527 039	188 989	113 857
4 FISH FILLETS, FROZEN	1 624 904	623 153	377 076
5 FISH FILLETS, FRSH, CHILLD	803 102	204 579	123 338
035 FISH, DRIED, SALTED, SMOKED	370 390	220 674	132 602
1 FISH, DRIED, SALTED	68 982	40 621	24 540
2 FISH SALTED OR IN BRINE	211 920	45 701	27 592
3 FISH, SMOKED	80 228	120 809	72 348
4 FISH LIVER, ROE, DRD, SMKD.	8 310	12 163	7 287
5 FISH MEAL FIT FOR FOOD	950	1 380	835
036 CRUSTACEANS, MOLLUSCS ETC	411 804	286 624	173 021
1 CRUSTACEANS, FROZEN	116 425	189 146	114 229
2 CRUSTACEANS, NOT FROZEN	18 734	30 494	18 354
3 MOLLUSCS	276 645	66 984	40 438
037 FISH ETC. PREPD, PRSRVD, NES	1 255 109	671 110	404 930
1 FISH, PREPRD, PRSRVD, NES	1 033 244	455 509	274 770
2 CRUSTACEA, MOLL. PRPD NES	221 865	215 601	130 160
041 WHEAT, MESLIN, UNMILLED	14 765 867	528 493	319 236
1 DURUM WHEAT, UNMILLED	3 059 981	132 748	80 064
2 OTH. WHEAT, MESLIN, UNMILLED	11 705 886	395 745	239 172
042 RICE	2 372 629	235 847	142 466
1 RICE IN THE HUSK	33 774	4 614	2 769
2 RICE HUSKED	1 284 877	110 252	66 721
3 RICE, MILLED, SEMI-MILLED	1 053 978	120 981	72 976
043 BARLEY, UNMILLED	3 722 183	142 630	86 265
044 MAIZE UNMILLED	11 666 342	562 646	341 135
1 MAIZE SEED	397 554	169 625	102 946
9 MAIZE, OTHER UNMILLED	11 268 788	393 021	238 189
045 OTHER CEREALS, UNMILLED	2 090 063	81 061	48 673

4 IMPORTS AND EXPORTS (SPECIAL TRADE) BY GROUPS AND SUBGROUPS OF THE SITC-REV. III
4.1 IMPORTS

GROUP / SUBGROUP	1993 DT = 100 KG	1993 1 000 DM	1993 1 000 \$
1 RYE, UNMILLED	765 750	24 670	14 795
2 OATS, UNMILLED	874 415	29 990	17 942
3 GRAIN SORGHUM, UNMILLED	86 111	3 333	2 011
9 BUCKWHEAT ETC. UNMILLED	363 787	23 068	13 925
046 MEAL, FLOUR OF WHEAT, MSLN	857 805	56 548	34 151
1 FLOUR OF WHEAT, MESLIN	570 563	35 023	21 150
2 GROATS, MEAL, PELLTS, WHEAT	287 242	21 525	13 001
047 OTHER CEREAL MEAL, FLOURS	187 599	12 057	7 269
1 OTHER CEREAL FLOURS	102 073	7 765	4 669
2 CEREAL GROAT, MEAL, PELLTS	85 526	4 292	2 600
048 CEREAL PREPARATIONS	8 722 387	1 705 912	1 030 575
1 CEREAL GRAINS, PREPRD NES	619 611	115 731	69 700
2 MALT, INCL. MALT FLOUR	4 264 481	296 929	179 877
3 PASTA, UNCOOKED, UNPREPRD.	1 241 675	196 622	118 716
4 BREAD, BAKED GOODS	2 071 420	955 994	577 303
5 MIXES, DOUGHS FOR 048.4	525 200	140 636	84 979
054 VEGETABLES	49 638 795	5 068 416	3 074 269
1 POTATOES, FRESH, CHILLED	7 486 208	263 117	159 891
2 LEGUMES, DRIED, SHELLED	6 170 269	269 394	163 843
4 TOMATOES, FRESH, CHILLED	4 478 606	744 867	450 406
5 OTH. FRSH, CHLL. VEGETABLES	18 742 998	2 903 882	1 763 771
6 VEGETABLES FROZEN	3 023 712	445 716	269 326
7 VEGETABLES PROV. PRESERVD	189 151	66 506	40 178
8 VEG. PRODUCTS, ROOTS, TUBRS	9 547 851	374 934	226 854
056 VEGETABLES, PRPD, PRSVD, NES	11 906 897	2 000 002	1 207 932
1 VEGETABLES, DRIED	279 280	148 140	89 533
4 FRUIT, VEG. FLOUR, MEAL, FLK	142 382	45 122	27 040
6 VEGETABLE, UNPICKLED FRZN	1 744 931	222 822	134 123
7 VEG. PREPARED, PRESRVD, NES	9 740 304	1 583 918	957 236
057 FRUIT, NUTS EXCL. OIL NUTS	48 342 784	6 455 668	3 899 597
1 ORANGES, ETC.	8 592 227	853 274	514 335
2 OTH. CITRUS, FRESH, DRIED	1 967 216	190 087	114 891
3 BANANAS, FRESH OR DRIED	12 228 990	1 015 709	615 357
4 APPLES, FRESH	7 131 021	554 522	335 671
5 GRAPES, FRESH OR DRIED	4 087 241	694 920	419 919
6 FIGS, FRESH OR DRIED	94 029	29 759	17 859
7 EDIBLE NUTS FRESH, DRIED	2 392 397	1 151 331	695 039
9 FRUIT, FRESH, DRIED, NES	11 849 663	1 966 066	1 186 526
058 FRUIT, PRESERVED, PREPARED	8 619 721	1 494 181	904 348
1 JAMS, JELLIES, MARMALADES	568 025	135 313	81 781
2 FRUIT, NUTS PROV. PRESERVD	146 090	9 623	5 822
3 FRUIT, NUTS, FROZEN	2 402 821	456 766	275 930
9 FRUIT, NUTS, PRSVD, PPD, NES	5 502 785	892 479	540 815
059 FRUIT, VEGETABLE JUICES	6 500 969	1 060 293	641 096
1 ORANGE JUICE	2 531 935	465 657	281 306
2 GRAPEFRUIT JUICE	151 808	39 335	23 781
3 JUICE, OTHER CITRUS FRUIT	191 820	41 192	24 962
9 JUICES, OTHER THAN CITRUS	3 625 406	514 109	311 047
061 SUGARS, MOLASSES, HONEY	9 121 084	844 523	510 562
1 SUGARS, BEET OR CANE, RAW	76 261	12 121	7 323
2 OTHER BEET, CANE SUGAR	1 736 307	245 830	148 394
5 MOLASSES	2 736 514	36 683	22 172
6 NATURAL HONEY	806 732	142 206	86 107
9 OTHER SUGARS	3 765 270	407 683	246 566
062 SUGAR CONFECTIONERY	745 112	374 657	226 378
1 FRUIT, ETC. PRSVD. BY SUGAR	75 178	28 552	17 191
2 SUGAR CONFECTIONERY	669 934	346 105	209 187
071 COFFEE, COFFEE SUBSTITUTE	8 330 744	2 261 428	1 365 631
1 COFFEE, NOT ROASTED	8 102 925	2 048 491	1 236 886
2 COFFEE, ROASTED	73 099	57 003	34 394
3 EXTRACTS, ETC. OF COFFEE	154 720	155 934	94 351
072 COCOA	4 038 943	918 298	555 194
1 COCOA BEANS	3 325 226	650 570	393 474
2 COCOA POWDER, UNSWEETENED	291 903	62 258	37 731
3 COCOA PASTE	25 717	6 728	4 079
4 COCOA BUTTER, FAT OR OIL	372 693	198 023	119 475
5 COCOA SHELLS, HUSKS, SKINS	23 404	719	435
073 CHOCOLATE, OTH. COCOA PREP	1 763 372	1 038 976	627 532
1 COCOA POWDER, SWEETENED	2 902	1 671	1 019
2 OTH. COCOA PREP. OVER 2KG.	481 268	193 293	116 931
3 OTH. COCOA PREP. LESS 2KG.	755 696	401 779	242 524
9 FOOD PREP. WITH COCOA, NES	523 506	442 233	266 998
074 TEA AND MATE	327 411	203 469	123 055
1 TEA WHETH OR NOT FLAVOUR	302 113	190 196	115 009
3 MATE; EXTRACTS, ETC. OF TEA	25 298	13 273	8 046
075 SPICES	514 586	188 395	113 709

4 IMPORTS AND EXPORTS (SPECIAL TRADE) BY GROUPS AND SUBGROUPS OF THE SITC-REV. III
4.1 IMPORTS

GROUP / SUBGROUP	1993 DT = 100 KG	1993 1 000 DM	1993 1 000 \$
1 PEPPER, DRY, CRUSHD, GROUND	301 701	98 666	59 558
2 SPICES, EX. PEPPER, PIMENTO	212 885	89 729	54 151
081 ANIMAL FEED STUFF	74 178 706	2 574 871	1 556 970
1 HAY, FODDER, GREEN OR DRY	14 699 354	293 730	178 441
2 BRAN, SHARPS, OTH. RESIDUES	976 990	24 938	15 115
3 OIL-CAKE, OILSEED RESIDUE	37 542 307	1 086 764	656 704
4 FLR, ETC. MEAT, FSH, AN. FEED	2 430 677	143 705	86 874
5 VEGETABLE RESIDUES, WASTE	12 938 361	286 361	172 906
9 FOOD WASTE, ANIMAL FEEDS	5 591 017	739 373	446 930
091 MARGARINE AND SHORTENING	410 222	65 216	39 273
098 EDIBLE PROD. PREPRTNS, NES	3 748 358	2 319 824	1 401 677
1 HOMOGENIZED FOOD PREPTNS	93 122	24 146	14 517
4 SAUCE, SEASONING, CONDIMENT	921 712	252 377	152 177
5 SOUPS AND BROTHS	231 166	66 779	40 008
6 YEASTS	308 633	53 599	32 370
9 FOOD PREPARATIONS, NES	2 193 725	1 922 923	1 162 605
111 NON-ALCOHOL. BEVERAGE, NES	6 003 862	483 943	292 423
112 ALCOHOLIC BEVERAGES	14 789 207	9 689 187	2 228 389
1 WINE OF FRESH GRAPES	10 082 657	2 225 481	1 344 348
2 FERMENTED BEVERAGES, NES	95 404	24 784	15 003
3 BEER ETC. MADE FROM MALT	2 697 022	256 353	154 794
4 SPIRITS	1 904 124	1 182 569	714 244
121 TOBACCO, UNMANUFACTURED	1 536 052	1 124 948	680 383
1 TOBACCO, NOT STRIPPED, ETC	287 752	209 407	127 007
2 TOBACCO, STEMMED, STRIPPED	1 049 021	893 758	540 202
3 TOBACCO REFUSE	199 279	21 783	13 174
122 TOBACCO, MANUFACTURED	357 736	691 341	417 864
1 CIGARS, CHEROOT, CIGARILLO	4 713	57 447	34 711
2 CIGARETTES CONTG. TOBACCO	86 818	280 525	169 321
3 OTH. MANUFACTURED TOBACCO	266 205	353 369	213 832
211 HIDES, SKINS (EX. FURS), RAW	726 347	160 036	96 809
1 BOVINE, EQUINE HIDES, SKIN	478 820	117 024	70 801
2 WHOLE BOVIN. HIDE <8KG DRY	86 071	22 647	13 688
4 GOAT, KID SKIN, EX. FURSKIN	2 000	1 391	831
6 SHEEP SKIN, EXCPT. FURSKIN	29 681	7 088	4 291
7 SHEEP SKIN WITHOUT WOOL	1 006	1 608	975
9 HIDE, SKIN NES, LTHR. WASTE	128 769	10 278	6 223
212 FURSKINS, RAW	7 430	117 236	70 969
1 MINK SKINS, RAW, WHOLE	2 890	67 582	40 902
2 OTHER RAW FURSKINS	4 504	49 558	30 009
3 FUR PCS. ETC. FURRIER USE	36	96	58
222 OILSEED (SFT. FIX VEG. OIL)	44 660 270	1 988 327	1 199 332
1 GROUNDNUTS (PEANUTS)	1 065 315	153 944	92 657
2 SOYA BEANS	31 805 666	1 281 406	773 214
3 COTTON SEEDS	2 643	539	326
4 SUNFLOWER SEEDS	3 902 787	217 824	131 511
5 SESAME (SESAMUM) SEEDS	115 253	19 107	11 527
6 RAPE, COLZA, MUSTARD SEEDS	7 721 507	312 594	188 331
7 SAFFLOWER SEEDS	47 099	2 913	1 766
223 OILSEED (OTH. FIX. VEG. OIL)	2 797 090	154 498	93 201
1 COPRA	593 966	32 633	19 701
2 PALM NUTS, PALM KERNELS	201	162	99
4 LINSEED	1 746 517	65 305	39 370
5 CASTOR OIL SEEDS	217 402	10 832	6 529
7 OIL SEEDS, ETC. NES	159 123	38 121	23 032
9 FLOUR, MEAL, FROM OILSEEDS	79 881	7 445	4 470
231 NATURAL RUBBER, ETC.	1 983 864	303 602	183 593
1 NATURAL RUBBER LATEX	341 086	47 657	28 833
2 NATURAL RUBBER EXC. LATEX	1 638 761	254 840	154 090
3 OTHER NATURAL GUMS	4 017	1 105	670
232 SYNTHETIC RUBBER, ETC.	3 193 785	762 049	460 815
1 SYNTHETIC RUBBER	2 803 431	741 231	448 231
2 RECLMD. UNHD. RUBBER; WASTE	390 354	20 818	12 584
244 CORK, NATURAL, RAW; WASTE	53 772	9 665	5 866
245 FUEL WOOD, WOOD CHARCOAL	1 056 080	56 452	34 138
246 WOOD IN CHIPS, PARTICLES	4 528 063	26 180	15 800
1 WOOD IN CHIPS, PARTICLES	1 078 848	5 153	3 093
2 SAWDUST, WOOD WASTE, SCRAP	3 449 215	21 027	12 707
247 WOOD ROUGH, ROUGH SQUARED	9 109 587	361 494	219 409
3 WOOD ROUGH, PAINTED, PRSYD	645 700	15 175	9 191
4 WOOD, CONIF, ROUGH, UNTRTD	3 946 349	63 804	38 532
5 WOOD, NON-CONIF, ROUGH, UNT	4 517 548	282 515	171 686
248 WOOD, SIMPLY WORKED	35 232 423	2 643 752	1 598 359
1 RAILWAY, TRAMWAY SLEEPERS	397 459	18 924	11 455
2 WOOD, CONIFER, SAWN	27 630 699	1 719 232	1 039 278

4 IMPORTS AND EXPORTS (SPECIAL TRADE) BY GROUPS AND SUBGROUPS OF THE SITC-REV. III
4.1 IMPORTS

GROUP / SUBGROUP	1993 DT = 100 KG	1993 1 000 DM	1993 1 000 \$
3 WOOD, CONIF. WORKED, SHAPED	1 841 492	207 003	125 201
4 WOOD, NON-CONIFER, SAWN	5 075 122	602 783	364 502
5 WOOD, NON-CONIF. WRKD, SHPD	287 651	95 810	57 923
251 PULP AND WASTE PAPER	42 100 247	2 773 583	1 679 247
1 WASTE, SCRAP PAPER, PBOARD	5 600 596	114 790	69 592
2 MECHANICAL WOOD PULP	741 878	40 346	24 511
3 CHEM. WOOD PULP, DISSOLVNG	1 862 935	234 224	141 675
4 CHEM. WOOD PULP, SODA, UNBL	786 099	55 297	33 565
5 CHEM. WOOD PULP, SODA, BLCH	29 232 784	2 030 774	1 229 264
6 CHEM. WOOD PULP, SULPHITE	3 102 518	222 872	135 092
9 SEMI-CHEMICAL PULPS	773 437	75 280	45 548
261 SILK	23 961	39 655	23 961
3 RAW SILK (NOT THROWN)	5 446	24 977	15 080
4 SILKWORM COCOONS & WASTE	18 515	14 678	8 881
263 COTTON	2 725 179	399 729	241 310
1 COTTON, NOT CARDED, COMBED	1 658 395	325 285	196 399
2 COTTON LINTERS	625 993	24 127	14 489
3 COTTON WASTE	436 233	46 428	28 072
4 COTTON, CARDED OR COMBED	4 558	3 889	2 350
264 JUTE, OTH. TEXTL. BAST FIBR	27 534	1 693	1 024
1 JUTE, TEXTL. BAST FIBR. RAW	11 674	991	599
9 OTHER JUTE ETC.	15 860	702	425
265 VEGETABLE TEXTILE FIBRES	173 402	21 227	12 833
1 FLAX, WASTE FLAX	38 843	9 547	5 759
2 TRUE HEMP, WASTE TRUE HMP	632	502	305
4 SISAL, AGAVE FIBRES, WASTE	21 308	2 004	1 210
5 ABACA, MANILA HEMP, WASTE	5 434	1 311	801
7 COCONUT FIBRE AND WASTE	104 712	6 748	4 082
8 VEG. TEXTILE FIBRES, NES	2 473	1 115	676
266 SYNTHETIC FIBRES	1 464 484	446 573	270 471
5 SYNTH. STAPLE FIBRE, UNPRD	1 369 819	412 443	249 855
6 SYNTHETIC FILAMENT TOW	56 405	16 744	10 155
7 SYN. STAPLE FIBR, SPINNING	38 260	17 386	10 461
267 OTHER MAN-MADE FIBRES	750 495	192 403	116 420
1 ARTIFICIAL FIBR, SPINNING	443 976	161 903	97 950
2 WASTE, MAN-MADE FIBRES	306 519	30 500	18 470
268 WOOL, OTHER ANIMAL HAIR	1 169 613	736 267	445 998
1 WOOL, GREASY	694 396	378 250	229 123
2 OTHER WOOL, UNPROCESSED	146 714	64 230	38 902
3 FINE ANIMAL HAIR, UNPROCD	27 812	47 896	29 019
5 HORSEHAIR, CRSE. ANML. HAIR	21 028	13 235	7 996
6 WASTE WOOL, ANIMAL HAIR	26 528	8 500	5 142
7 WOOL, ANIMAL HAIR, CARDED	253 135	224 156	135 816
269 WORN CLOTHING, TEXTL. ARTL	301 784	38 974	23 587
272 FERTILIZERS, CRUDE	5 126 273	46 778	28 380
1 ANIMAL, VEG., FERTILIZERS	839 402	10 894	6 614
2 SODIUM NITRATE	28 227	1 424	866
3 NATURAL CALC. PHOSPHATES	4 257 116	34 442	20 889
4 CRUDE NATRL. POTASS. SALTS	1 528	18	11
273 STONE, SAND AND GRAVEL	249 548 253	748 134	451 811
1 BUILDING, DIMENSION STONE	10 135 948	167 686	101 333
2 GYPSUM, LIMESTONE ETC.	15 059 885	40 911	24 631
3 SANDS, NATRL. NOT MTL. BRNG	34 574 350	85 092	51 652
4 GRAVEL, CRUSHD. STONE, AGGR	189 778 070	454 445	274 195
274 SULPHUR, UNRSTD. IRON PYRS	1 446 221	11 583	7 051
1 SULPHUR, EXCLDNG. PURIFIED	392 421	3 498	2 132
2 IRON PYRITES, UNROASTED	1 053 800	8 085	4 919
277 NATURAL ABRASIVES, NES	147 748	115 814	69 886
1 INDUSTRIAL DIAMONDS	-	11 163	6 770
2 NATURAL ABRASIVES, NES	147 748	104 651	63 116
278 OTHER CRUDE MINERALS	69 996 395	1 049 338	635 224
2 CLAY, REFRACT. MINERAL, NES	22 885 136	518 736	313 977
3 SODIUM CHLORIDE, ETC.	10 419 065	76 263	46 056
4 ASBESTOS	7 078	713	427
5 QUARTZ, MICA, FELSPAR, ETC.	4 086 420	76 906	46 634
6 SLAG, DROSS, ETC. NES	14 060 352	89 327	54 155
9 MINERALS, CRUDE, NES	18 538 344	287 393	173 975
281 IRON ORE, CONCENTRATES	355 047 166	1 687 497	1 018 646
4 ROASTED IRON PYRITES	2 406 808	10 843	6 416
5 IRON ORE, CONCNTR. NOT AGG	230 724 489	975 999	589 934
6 IRON ORE AGGLOMERATES	121 915 869	700 655	422 296
282 FERROUS WASTE AND SCRAP	9 101 939	256 940	155 077
1 WASTE, SCRAP OF CAST IRON	754 488	10 575	6 338
2 WASTE, SCRAP, ALLOY STEEL	1 481 522	122 504	74 001
3 OTHR. FERROUS WASTE, SCRAP	6 865 929	123 861	74 738
283 COPPER ORES, CONCENTRATES	5 141 686	444 677	269 397
1 COPPER ORES, CONCENTRATES	5 064 474	435 280	263 730

4 IMPORTS AND EXPORTS (SPECIAL TRADE) BY GROUPS AND SUBGROUPS OF THE SITC-REV. III
4.1 IMPORTS

GROUP / SUBGROUP	1993 DT = 100 KG	1993 1 000 DM	1993 1 000 \$
2 COPPER MATTES, ETC.	77 212	9 397	5 667
284 NICKEL ORES, CONCTR, MATTE	172 370	132 571	80 364
1 NICKEL ORES, CONCENTRATES	41	59	37
2 NICKEL MATTES, SINTRS. ETC	172 329	132 512	80 327
285 ALUMINIUM ORE, CONCTR. ETC	28 062 614	361 514	219 123
1 ALUMINIUM ORE, CONCENTRAT	22 430 619	149 283	90 481
2 ALUMINA (ALUMINIUM OXIDE)	5 631 995	212 231	128 642
287 ORE, CONCENTR. BASE METALS	15 323 017	496 320	299 636
4 LEAD ORES, CONCENTRATES	1 914 999	38 287	23 010
5 ZINC ORES, CONCENTRATES	6 979 688	289 887	174 786
7 MANGANESE ORES, CONCENTRS	1 010 698	20 636	12 484
8 ORE ETC. MOLYBDN. NIOB. ETC	3 358 582	115 216	69 790
9 OTH. NON-FERR. ORE, CONCNTR	2 059 050	32 294	19 566
288 NON-FERROUS WASTE, SCRAP	9 001 342	1 584 504	959 043
1 ASH, RESIDUES METALS NES	2 984 054	308 733	186 974
2 OTH. NON-FERR. METAL WASTE	6 017 288	1 275 771	772 069
289 PREC. METAL ORES, CONCTRTS	38 979	754 818	455 500
1 PREC. MTL. ORE, CONCENTRATS	18 386	132 758	80 267
2 PREC. METAL WASTE, SCRAP	20 593	622 060	375 233
291 CRUDE ANIMAL MATERLS. NES	4 102 200	861 711	520 408
1 BONE, HORN, IVOR. CORAL, ETC	686 693	43 702	26 320
9 OTH. ANIMAL MATERIALS NES	3 415 507	818 009	494 088
292 CRUDE VEG. MATERIALS, NES	6 800 960	3 272 277	1 982 502
2 NATURAL GUMS, RESINS, ETC.	87 384	37 969	23 013
3 VEG. MATERIAL, FOR PLAITNG	230 769	23 636	14 279
4 PLANTS, PHARMC., PERFM. ETC	394 694	143 056	86 639
5 SEEDS, ETC., FOR SOWING	1 237 464	230 962	139 544
6 BULBS, CUTTINGS, LIVE PLANT	2 180 592	883 575	535 713
7 CUT FLOWERS AND FOLIAGE	2 213 726	1 711 779	1 037 270
9 MATERIAL VEG. ORIGIN, NES	456 331	241 300	146 044
321 COAL, NOT AGGLOMERATED	130 524 744	990 368	598 989
1 ANTHRACITE, NOT AGGLOMRTO	1 690 981	24 992	15 114
2 OTH. COAL, NOT AGGLOMERATD	128 833 763	965 376	583 875
322 BRIQUETTES, LIGNITE, PEAT	35 543 264	185 906	112 243
1 BRIQUETTES, COAL	736 255	14 281	8 557
2 LIGNITE	33 532 817	158 879	95 958
3 PEAT	1 274 192	12 746	7 728
325 COKE, SEMI-COKE, RET. CARBN	20 765 090	318 242	191 038
333 PETROLEUM OILS, CRUDE	999 977 425	20 938 275	12 673 848
334 PETROLEUM PRODUCTS	397 426 636	11 194 044	6 770 418
1 MOTOR GASOLENE, LIGHT OIL	130 867 304	3 948 964	2 387 976
2 KEROSENE, MEDIUM OILS	30 235 524	975 405	590 901
3 GAS OILS	184 287 430	5 185 076	3 135 077
4 FUEL OILS, NES	47 706 043	768 123	465 291
5 LUBRICANTS	4 330 335	316 476	191 173
335 RESIDUAL PETROL. PRODUCTS	32 746 011	770 908	466 279
1 PETROLEUM JELLY, WAX ETC	3 279 726	202 350	122 324
2 MINERAL TARS AND PRODUCT	10 636 851	305 414	184 904
3 MINERAL TAR PITCH, P. COKE	881 400	25 951	15 684
4 PETROLM. BITUMEN, COKE, ETC	17 948 034	237 193	143 367
342 LIQUEFIED PROPANE, BUTANE	9 474 915	292 765	177 170
1 PROPANE, LIQUEFIED	8 747 741	268 307	162 355
5 BUTANES, LIQUEFIED	727 174	24 458	14 815
343 NATURAL GAS	448 265 785	8 887 845	5 377 395
2 NATURAL GAS, GASEOUS	448 265 785	8 887 845	5 377 395
344 PETROLEUM GASES, NES	1 434 377	35 916	21 767
1 ETHYLENE, ETC., LIQUEFIED	996 772	24 247	14 819
2 GAS. HYDROCARBON, LIQ., NES	436 847	11 069	6 585
9 GAS. HYDROCARBON, GAS., NES	758	600	363
351 ELECTRIC CURRENT, MWH	16 011 475	1 260 726	762 356
411 ANIMAL OILS AND FATS	1 724 228	144 968	87 740
1 FAT, OIL, FISH, MAR. MAMMALS	720 245	43 798	26 607
2 LARD, OTH. PIG, POULTRY FAT	117 473	10 134	6 098
3 ANIMAL OIL, FAT, GREAS. NES	886 510	91 036	55 035
421 FIXED VEG. FAT, OILS, SOFT	3 566 861	376 366	227 486
1 SOYA BEAN OIL, FRACTIONS	1 216 686	92 918	56 149
2 COTTON SEED OIL, FRACTION	3 280	410	247
3 GROUNDNUT OIL, FRACTIONS	201 553	23 516	14 208
4 OLIVE OIL ETC.	129 286	66 175	39 891
5 SUNFLOWER SEED OIL, ETC.	1 467 331	148 837	88 822
6 MAIZE (CORN) OIL, FRACTIONS	11 584	1 386	842
7 RAPE, COLZA, MUSTARD OIL	531 085	42 777	25 908
8 SESAME OIL, FRACTIONS	6 056	2 347	1 419
422 FIXED VEG. FAT, OILS, OTHER	6 911 511	585 280	354 241

4 IMPORTS AND EXPORTS (SPECIAL TRADE) BY GROUPS AND SUBGROUPS OF THE SITC-REV. III
4.1 IMPORTS

GROUP / SUBGROUP	1993 DT = 100 KG	1993 1 000 DM	1993 1 000 \$
1 LINSEED OIL, FRACTIONS	36 779	2 807	1 715
2 PALM OIL, FRACTIONS	3 606 359	278 609	168 751
3 COCONUT OIL, FRACTIONS	1 423 505	116 136	70 373
4 PALM KERNEL OIL, FRACTNS	1 559 968	123 634	74 675
5 CASTOR OIL, FRACTIONS	181 483	20 415	12 318
9 OTH. FIXD VEG. FAT, EX. SOFT	103 417	43 679	26 409
431 ANIMAL, VEG. FATS, OILS, NES	5 239 926	410 752	248 261
1 FAT, OIL, ANIMAL, VEG. PROCD	893 922	46 872	28 388
2 FAT, OIL, AN, VG. PRTLY, PROCD	499 496	65 047	39 243
3 FATTY ACID, ETC. FROM WAX	3 810 723	284 826	172 178
4 WAXES, ANIMAL, VEG. ORIGIN	35 785	14 007	8 452
511 HYDROCARBONS, NES, DERIVTS	22 373 779	1 558 563	942 040
1 ACYCLIC HYDROCARBONS	7 980 547	393 163	237 213
2 CYCLIC HYDROCARBONS	10 062 285	666 574	403 992
3 HALOGEN. DERV. HYDROCARBON	3 571 385	399 665	240 723
4 SULPH. ETC. DERV. HYDROCARB	759 562	99 161	60 112
512 ALCOHOL, PHENOL, ETC. DERIV	12 180 927	1 021 692	618 098
1 ACYCLIC MONOHYDRIC ALCHL	8 925 415	502 148	303 543
2 OTH. ACYCLIC ALCOHOL, DERV	2 177 602	214 403	129 636
3 CYCLIC ALCOHOLS, DERIVATS	48 859	36 413	22 062
4 PHENOLS, PHENOL-ALCH. DERV	1 029 051	268 728	162 857
513 CARBOXYLIC ACIDS, DERIVTS	7 987 235	1 571 346	950 388
7 MONOCARBOXYLIC ACIDS, DRV	3 722 401	685 288	414 601
8 POLYCARBOXYLIC ACIDS, ETC	3 197 051	457 265	276 311
9 CARBOXYLIC ACIDS ETC.	1 067 783	428 793	259 476
514 NITROGEN-FUNCT. COMPOUNDS	5 668 912	2 865 578	1 734 220
5 AMINE-FUNCTION COMPOUNDS	2 581 316	734 608	444 469
6 OXYGEN-FUNCT. AMINO-COMP.	867 613	638 628	385 631
7 CARBOXYAMIDE-FUNCT. COMPODS	309 941	876 653	531 383
8 OTH. NITROGEN-FUNCT. COMPODS	1 910 042	615 689	372 737
515 ORGANO-INORGANIC COMPNDS	2 300 839	2 281 369	1 377 850
4 ORGANO-SULPHUR COMPOUNDS	493 166	232 960	140 690
5 OTHR. ORGANO-INORGAN. COMP	188 370	114 607	69 481
6 LACTAMS; HETEROCYCL. COMP.	831 349	506 344	305 885
7 OTH. HETEROCYCL. COMP. NUCL	753 580	1 350 346	815 175
8 SULPHONAMIDES	34 374	77 112	46 619
516 OTHER ORGANIC CHEMICALS	7 273 646	1 558 627	945 295
1 ETHER, ALCHL PEROXIDE, ETC	3 648 459	415 104	251 015
2 ALDEHYDE ETC. FNCT COMPNDS	3 339 643	466 835	282 243
3 ESTRS, INORGANIC ACID, ETC	142 655	79 649	48 266
9 ORGANIC CHEMICALS, NES	142 889	597 039	363 771
522 INORGANIC CHEM. ELEMENTS	21 431 285	1 357 613	821 020
1 CARBON NES, CARBON BLACK	690 971	98 394	59 553
2 OTHER CHEMICAL ELEMENTS	4 295 506	398 255	240 644
3 INORGANIC ACID, OXIDE ETC	6 879 827	287 281	173 442
4 HALOG. SULPH. COMP. NON-MTL	199 386	25 207	15 284
5 ZINC, CHROM. IRON ETC. OXID	940 303	200 885	121 701
6 OTH. INORGAN. BASES, OXIDES	8 425 292	347 591	210 396
523 METAL. SALTS, INORGAN. ACID	10 021 799	616 610	372 858
1 FLUORIDES ETC.	167 472	23 218	14 066
2 CHLORIDE, BROMIDE, IODIDES	1 384 521	84 469	51 152
3 HYPOCHLORITES, ETC.	170 916	15 663	9 507
4 SULPHIDES, SULPHATES ETC.	1 360 373	71 421	43 138
5 NITRITES; NITRATES	255 874	14 762	8 912
6 PHOSPHITES, PHOSPHATE, ETC	1 438 442	114 510	69 290
7 CARBONATES, PERCARBONATES	2 320 493	123 172	74 546
8 OTH. METL. SALT, INORG. ACID	2 923 708	169 395	102 247
524 OTHER CHEMICAL COMPOUNDS	2 470 068	431 142	261 011
3 METALLIC ACID SALTS, ETC	260 980	197 887	119 926
9 INORGANIC CHEMICALS NES	2 209 088	233 255	141 085
525 RADIO-ACTIVE MATERIALS	59 582	1 056 230	638 543
1 RADIO-ACTIVE CHEMICALS	25 404	1 014 728	613 407
9 STBL. ISOTOPE; RARE EARTHS	34 178	41 502	25 136
531 SYNTH. COLOURS, LAKES, ETC.	504 460	826 662	499 901
1 SYNTH. ORGANIC DYE STUFFS	414 050	746 368	451 201
2 SYNTH. BRIGHTENERS, LAKES	90 410	80 304	48 700
532 DYEING, TANNING MATERIALS	105 283	51 235	30 993
2 DYES, TANNING EXTRACT ETC	68 434	44 545	26 943
3 SYNTHETIC TANNING SUBSTS	36 849	6 690	4 050
533 PIGMENTS, PAINTS, ETC.	5 536 922	1 735 601	1 050 361
1 OTHER COLOURING MATTER	1 521 652	511 483	309 967
2 PRINTING INK	133 511	146 282	88 498
4 PAINTS, VARNISHES ETC.	995 888	595 397	360 295
5 GLAZE, ENAMEL, DRIERS ETC.	2 885 871	482 439	291 601
541 MEDICINES, ETC. EXC. GRP542	409 157	2 837 823	1 716 529
1 PROVITAMINS, VITAMINS, ETC	171 876	478 965	289 250
3 ANTIBIOTICS, EXCPT GRP542	31 742	311 495	188 439
4 VEG. ALKALOIDS, EXC. GRP542	10 886	120 538	72 757
5 HORMONES, ETC. EXCP. GRP542	253	114 137	69 063
6 GLYCOSIDES; GLANDS ETC.	51 859	1 209 813	732 110
9 PHARM. GOODS, EXC. MEDICNTS	142 541	602 875	364 910

4 IMPORTS AND EXPORTS (SPECIAL TRADE) BY GROUPS AND SUBGROUPS OF THE SITC-REV. III
4.1 IMPORTS

GROUP / SUBGROUP	1993 DT = 100 KG	1993 1 000 DM	1993 1 000 \$
542 MEDICAMENTS	618 449	4 146 048	2 505 198
1 MEDICAMENTS,ANTIBIOTICS	49 774	474 041	285 887
2 MEDICAMENTS,HORMONES ETC	23 906	486 326	294 643
3 MEDICAMENTS,ALKALOID.ETC	4 551	64 687	39 270
9 MEDICAMENTS, NES	540 218	3 120 994	1 885 398
551 ESSNTL.OIL,PERFUME,FLAVR	324 747	529 638	320 333
3 ESSENTIAL OILS	88 554	116 863	70 650
4 FLAVOURS,INDUSTRIAL USE	236 193	412 775	249 683
553 PERFUMERY,COSMETICS,ETC.	1 073 296	1 897 519	1 146 652
1 PERFUMES, TOILET WATERS	90 854	544 546	328 548
2 COSMETICS,MAKE-UP ETC.	236 006	684 870	402 241
3 PREPARATIONS FOR HAIR	210 079	169 769	102 584
4 PREP.ORAL,DENTAL HYGIENE	114 881	103 037	62 240
5 TOILETRIES, ETC.	421 476	415 297	251 039
554 SOAP,CLEANERS,POLISH,ETC	4 261 757	952 228	575 634
1 SOAP	195 768	70 123	42 339
2 DETERGENTS,EXCEPT SOAP	3 685 340	799 612	483 340
3 POLISHES,CREAMS,ETC.	380 649	82 493	49 955
562 FERTILIZER,EXCEPT GRP272	64 412 010	1 194 781	724 578
1 NITROGENOUS CHEM.FERTLZR	41 846 425	682 570	413 578
2 PHOSPHATIC CHEM.FERTLZRS	2 902 244	49 287	29 694
3 POTASSIC CHEM.FERTILIZER	1 373 354	26 157	15 845
9 FERTILIZERS, NES	18 289 987	436 767	265 461
571 POLYMERS OF ETHYLENE	13 804 266	1 756 559	1 063 543
1 POLYETHYLENE	12 870 042	1 537 917	931 426
2 ETHYL-VINYL ACET.COPOLYM	543 401	105 701	63 982
9 OTH.POLYMERS OF ETHYLENE	390 823	112 941	68 135
572 POLYMERS OF STYRENE	5 298 342	985 733	596 409
1 POLYSTYRENE	3 610 624	579 379	350 766
9 OTHER STYRENE POLYMERS	1 687 718	406 354	245 643
573 POLYMERS,VINYL CHLORIDE	5 974 420	811 040	490 481
1 POLYVINYL CHLORIDE	5 704 510	627 606	379 531
9 OTH.VINYL CHLD.COPOLYMER	269 910	183 434	110 950
574 POLYACETAL,POLYCARBONATE	4 445 802	1 635 593	989 334
1 POLYACETAL,OTH.POLYETHRS	1 780 431	493 125	298 130
2 EPOXIDE RESINS	393 645	196 302	118 575
3 POLYCARBONATES, ETC.	2 271 726	946 166	572 629
575 OTH.PLASTIC,PRIMARY FORM	16 911 685	3 705 857	2 241 082
1 PROPYLENE POLYMERS ETC.	7 423 726	949 091	574 562
2 ACRYLIC POLYMERS	1 526 563	502 073	303 160
3 POLYAMIDES	1 793 217	703 477	425 271
4 AMINO,PHENOLIC RESIN ETC	4 071 754	555 298	335 910
5 CELLULOSE ETC. NES	392 570	244 542	148 135
9 PLASTICS, NES	1 703 855	751 376	454 044
579 PLASTIC WASTE, SCRAP ETC	429 070	29 639	17 890
1 WASTE,ETHYLENE POLYMERS	95 574	5 364	3 232
2 WASTE,STYRENE POLYMERS	23 981	1 354	821
3 WASTE,VINYL CHLORIDE POL	138 116	6 568	3 961
9 OTHR.PLASTIC WASTE,SCRAP	171 399	16 353	9 876
581 PLASTIC TUBE,PIPE,HOSE	813 391	758 446	458 686
1 ARTIFIC. SAUSAGE CASINGS	25 287	68 702	41 369
2 TUBES,PIPES,HOSES, RIGID	366 288	185 674	112 322
3 FLEXIBLE TUBE,PIPE,HOSES	29 745	30 084	18 193
4 TUBE,NOT REINF.NO FITTINGS	170 782	181 994	110 215
5 TUBE,NOT REINF.,FITTINGS	33 324	19 536	11 638
6 OTH.TUBES,PIPES,HOSES	82 703	75 683	45 715
7 FITTINGS FOR TUBE,PLASTIC	105 262	196 773	119 034
582 PLASTIC PLATE,SHEETS,ETC	5 805 804	3 290 534	1 991 211
1 PLSTC SHEET ETC.SELF-ADH	574 654	490 585	296 811
2 OTH.PLATE,SHEET,ETC.	3 910 927	1 941 469	1 174 764
9 OTH.PLATES,ETC.PLASTIC	1 320 223	858 480	519 636
583 MONOFILAMENT OF PLASTICS	229 201	140 286	84 857
1 MONOFILAMENT,OF ETHYLENE	10 964	8 177	4 940
2 MONOFILAMENT,VINYL CHLRO	141 090	75 938	45 922
9 MONOFILAMENT,OTH.PLASTIC	77 147	56 171	33 995
591 INSECTICIDES, ETC.	505 169	620 899	376 386
1 INSECTICIDES,RETAIL SALE	33 919	58 805	35 483
2 FUNGICIDES, RETAIL SALE	86 304	111 809	68 074
3 HERBICIDES, RETAIL SALE	267 606	371 165	224 957
4 DISINFECTANT,ETC.RETAIL	117 340	79 120	47 872
592 STARCHES,INULIN,ETC.	4 209 594	992 991	599 442
1 STARCHES,INULIN,GLUTEN	1 690 040	137 624	83 181
2 ALBUMINOIDAL SUBSTS. ETC	2 519 554	855 367	516 281
593 EXPLOSIVES,PYROTECHNICS	190 390	189 803	114 939

4 IMPORTS AND EXPORTS (SPECIAL TRADE) BY GROUPS AND SUBGROUPS OF THE SITC-REV. III
4.1 IMPORTS

GROUP / SUBGROUP	1993 DT = 100 KG	1993 1 000 DM	1993 1 000 \$
1 PROPELLANT, PRPD. EXPLOSIVE	39 397	30 718	18 576
2 DETONATORS, FUSES ETC.	8 622	104 467	63 717
3 FIREWORKS, FLARES, ETC.	142 371	54 618	32 646
597 PREPRD ADDITIVES, LIQUIDS	2 155 205	563 890	340 956
2 ADDITIVE FOR MINERAL OIL	1 347 920	376 460	227 668
3 HYDRIC LIQD., ANTI-FREEZE	537 093	64 927	39 179
7 LUBRICATING PREPARATIONS	270 192	122 503	74 109
598 MISC. CHEMICAL PRODS. NES	13 711 373	2 899 329	1 754 174
1 WOOD-, RESIN-BASE CHEM. PR	2 267 536	185 960	112 293
3 ARTIFICIAL, PREPARED WAXS	254 717	82 427	49 882
4 MIXED ALKYL BENZS. ETC. NES	253 542	29 710	17 896
5 CHEM. ELMENTS FOR ELECTRONIC	5 055	127 246	76 862
6 ORGANIC CHEM. PRODUCTS, NES	2 128 923	738 391	446 604
8 CATALYSTS, ETC. NES	170 711	367 123	222 613
9 CHEM. PRODUCTS ETC. NES	8 630 889	1 368 472	828 024
611 LEATHER	432 704	1 131 367	684 792
2 COMPOSITION LEATHER	6 552	4 371	2 619
3 WHOLE BOVINE SKIN LEATHR	17 314	60 284	36 497
4 OTH. BOVINE, EQUINE LEATHR	360 406	840 534	508 860
5 SHEEP, LAMB SKIN LEATHER	10 859	73 633	44 556
6 GOAT OR KID SKIN LEATHER	11 113	74 505	45 071
7 LEATHER OF OTHER ANIMALS	21 433	52 641	31 846
8 LEATHER, SPECIAL FINISH	5 027	25 399	15 343
612 MANUFACT. LEATHER ETC. NES	43 187	89 643	54 167
1 LEATHER BELTING ETC.	288	2 092	1 272
2 SADDLERY AND HARNESS	18 578	52 282	31 554
9 OTH. LEATHER ARTICLES NES	24 321	35 269	21 341
613 FURSKINS, TANNED, DRESSED	16 895	118 279	71 481
1 WHOLE FURS, NOT ASSEMBLED	12 244	82 145	49 653
2 HEADS, TAILS, PAWS ETC.	2 031	1 493	892
3 WHOLE FURS ETC. ASSEMBLED	2 620	34 641	20 936
621 MATERIALS OF RUBBER	1 514 226	915 524	553 756
1 COMPOUNDED RUBBER, UNVULC	698 512	268 092	162 058
2 OTH. FORMS UNVULCD. RUBBER	116 136	46 476	28 183
3 VULCANIZED RUBBER	400 576	289 774	175 076
4 VULC. RUBBER TUBES, PIPES	299 002	311 182	188 439
625 RUBBER TYRES, TUBES, ETC.	4 940 610	3 246 270	1 966 983
1 TYRES, PNEUMATIC, NEW, CAR	2 317 796	1 925 045	1 167 422
2 TYRES, PNEUMATIC, NEW, BUS	1 158 799	708 152	428 450
3 TYRES, PNEUM. NEW, AIRCRAFT	3 147	4 461	2 712
4 TYRES, PNEUM. NEW, CYCLES	124 493	99 440	60 247
5 OTH NEW PNEUMATIC TYRES	539 491	311 832	188 824
9 OTHER TYRES, TUBES ETC.	796 884	197 340	119 328
629 ARTICLES OF RUBBER, NES	799 206	1 148 843	695 164
1 HYGIENIC, PHARM. RUBBR. ART	18 878	46 875	28 325
2 VULC. RUBBER BELTING	152 316	194 354	117 518
9 HARD RUBBER ETC., NES	628 012	907 614	549 321
633 CORK MANUFACTURES	228 214	214 960	130 533
1 ARTICLES OF NATURAL CORK	50 934	105 256	64 103
2 AGGLMRD. CORK, CORK ARTCL	177 280	109 704	66 430
634 VENEERS, PLYWOOD, ETC.	20 518 234	2 017 069	1 220 995
1 VENEER, PLYWOOD SHEETS	1 053 802	419 654	253 783
2 DENSIFIED, RECONSTIT. WOOD	11 653 470	624 086	377 729
3 PLYWOOD, SOLELY OF WOOD	4 165 293	614 023	372 015
4 OTH. PLYWOOD, VENRD. PANELS	924 874	190 025	115 043
5 FIBREBOARD	2 414 579	158 001	95 592
9 WOOD, SIMPLY SHAPED, NES	306 216	11 280	6 833
635 WOOD MANUFACTURES, NES	12 588 564	2 427 870	1 467 537
1 PACKINGS, PALLETES ETC.	5 503 489	227 352	137 382
2 CASKS, BARRELS, ETC. STAVES	6 262	2 803	1 707
3 BUILDERS. JOINERY, WOOD ETC	4 010 603	1 446 833	874 447
4 WOOD, DOMEST. USE EX. FURNT	350 903	257 923	155 644
9 MANUFACT. ARTICL. WOOD, NES	2 717 307	492 959	298 357
641 PAPER AND PAPERBOARD	68 222 013	8 298 756	5 019 240
1 NEWSPRINT, ROLLS, SHEETS	11 960 363	922 899	558 092
2 PAPER, PAPERBD. UNCOATED	14 177 715	1 723 638	1 043 471
3 PAPER, PAPERBD. COATED, ETC	12 703 553	2 022 202	1 221 082
4 KRAFT PAPER, BRD, UNCOATED	10 524 168	963 579	582 968
5 PAPER, PAPERBD. UNCTD, BULK	9 206 048	679 007	411 199
6 PAPER, PAPERBD. CORR, ETC	1 660 048	345 986	209 558
7 PAPER, PAPERBD. COATED NES	7 052 308	1 468 287	887 935
9 CONVTRD. PAPER, PPRBD, NES	937 810	173 158	104 935
642 PAPER, PAPERBOARD, CUT ETC	8 636 155	2 389 300	1 444 788
1 CONTAINERS, ETC. OF PAPER	2 202 751	609 471	368 759
2 STATIONERY, ETC.	61 927	34 006	20 551
3 REGISTERS, ACCT. BOOKS, ETC	393 434	213 924	129 308
4 PAPER, PAPERBOARD, CUT, NES	3 531 651	668 253	404 119
9 ARTCLS, PULP, PAPER, BRD NES	2 446 392	863 646	522 051
651 TEXTILE YARN	3 967 764	3 005 283	1 819 942
1 YARN, OF WOOL, ANIMAL HAIR	156 199	331 047	200 744

4 IMPORTS AND EXPORTS (SPECIAL TRADE) BY GROUPS AND SUBGROUPS OF THE SITC-REV. III
4.1 IMPORTS

GROUP / SUBGROUP	1993 DT = 100 KG	1993 1 000 DM	1993 1 000 \$
2 COTTON SEWING THREAD	2 624	6 834	4 135
3 COTTON YARN, EXCL. THREAD	979 591	631 158	382 379
4 THREAD OF MAN-MADE FIBRE	19 374	46 634	28 214
5 SYNTH. FILAMENT YARN, BULK	394 957	329 819	199 951
6 OTH. SYNTH. FILAMENT YARN	524 291	489 682	296 417
7 ARTIF. FILAMENT YARN, NES	201 159	233 940	141 472
8 YARN, STAPLE FIBRES, ETC.	584 687	558 816	338 295
9 YARN, TEXTILE FIBRES, NES	1 104 982	377 353	228 335
652 COTTON FABRICS, WOVEN	1 012 621	1 488 929	900 116
1 COTTON GAUZE, ETC. WOVEN	26 424	48 099	29 114
2 COTTON FABRIC, WVN, UNBLCH	514 974	366 024	221 432
3 OTH85%+COTTN. FABRIC<200G	226 341	588 083	355 397
4 OTH85%+COTTN. FABRIC<200G	181 619	289 452	174 962
5 OTH<85% COTTN. FABRIC<200G	28 860	76 820	46 425
6 OTH<85% COTTN. FABRIC<200G	28 974	97 900	59 245
9 OTH. WOVEN FABRICS, COTTON	5 429	22 551	13 541
653 FABRICS, MAN-MADE FIBRES	1 180 797	2 365 847	1 432 048
1 FABRIC, SYNTH. FILMNT. YARN	302 810	645 416	390 880
2 FABRIC, 85%+SYN. STPL. FIBR	65 508	172 897	104 714
3 FABRIC<85%SYN. STP. FBR+CTN	158 457	174 842	105 915
4 FABRIC<85%SYN. STP. FBR+OTHR	124 267	303 410	183 610
5 FABRIC, ARTIF. FILMNT YARN	143 387	370 179	224 415
6 FABRIC, 85%+ART. STPL. FIBR	184 739	250 260	151 147
8 FABRIC, <85%ART. STPL. FIBR	163 139	359 579	217 197
9 PILE, CHNLL. FABRIC, M-MADE	38 490	89 264	54 170
654 OTH. TEXTILE FABRIC, WOVEN	597 985	1 762 980	1 067 224
1 FABRIC, OF SILK, SILK WSTE	15 618	239 310	144 632
2 FABRIC<85%+WOOL, FINE HAIR	135 565	722 830	438 299
3 FABRIC, WOOL, FNE. HAIR, NES	111 425	365 567	222 124
4 FABRICS, WOVEN, OF FLAX	40 588	171 613	102 827
5 FABRIC, WVN. JUTE, OTH. TXTL	37 424	8 751	5 299
6 FABRIC, WOVEN GLASS FIBRE	251 366	241 443	145 901
9 FABRICS, WOVEN, NES	5 999	13 466	8 142
655 KNIT, CROCHET, FABRIC NES	286 203	690 756	417 574
1 PILE FABRIC, KNIT, CROCHET	109 344	195 659	118 246
2 OTH. KNIT, CROCHET, FABRICS	176 859	495 097	299 328
656 TULLE, LACE, EMBROIDRY, ETC	90 429	394 660	238 792
1 NARROW FABRIC, WOVEN, OTHR	43 519	105 043	63 358
2 LABELS, BADGE ETC. NOT EMB	2 117	16 458	9 933
3 GIMPED YARN, ETC.	29 020	83 783	50 741
4 TULLES, NET FABRIC, LACE	2 901	25 493	15 469
5 EMBROIDERY	12 872	163 883	99 291
657 SPECIAL YARN, TXTL. FABRIC	1 590 920	1 696 884	1 026 451
1 FELT	145 158	76 067	46 010
2 NONWOVEN FABRICS NES	547 926	439 659	265 657
3 COATED, IMPRGTD TXTLS, NES	323 508	505 617	306 212
4 QUILTED TEXTILE PRODUCTS	522	1 511	912
5 TWINE, CORDAGE, ETC. PRDCTS	260 993	88 493	53 708
6 MAT-SHAPES, FORMS, BODIES	721	6 085	3 677
7 WADDING, ETC. MACHINE USE	163 352	405 045	244 842
8 RUBBR, TXTL. YARN, CORD ETC	4 330	3 911	2 362
9 SPECIAL TEXTILE PRODUCTS	144 410	170 496	103 071
658 TEXTILE ARTICLES NES	1 543 454	2 224 949	1 346 601
1 SACKS, BAGS, TXTL. MATERIAL	241 472	95 837	57 960
2 TARPULINS, AWNINGS, SAILS	139 332	155 733	94 963
3 BLANKETS, TRAVELLING RUGS	57 900	69 372	41 796
4 HOUSEHOLD LINENS	843 601	1 292 022	781 530
5 CURTAINS, OTH. FURNISHINGS	107 275	309 154	187 555
9 MADE-UP ARTICLES, TXTL. NES	153 874	302 831	182 797
659 FLOOR COVERINGS, ETC.	2 826 634	2 936 663	1 776 093
1 LINOLEUM ETC.	75 271	30 580	18 384
2 CARPETS ETC. KNOTTED	496 958	1 519 539	919 315
3 HAND-WOVEN RUGS	15 573	26 159	15 836
4 CARPETS ETC. TUFTED	1 665 817	968 759	585 588
5 CARPETS, ETC. WOVEN	294 585	246 446	148 994
6 CARPETS, ETC. NES	278 430	145 180	87 976
661 LIME, CEMENT, CONSTR. MATRL	98 518 025	1 788 889	1 080 566
1 QUICKLIME ETC. EXCL. 522.6	8 186 122	78 178	47 191
2 PORTLAND CEMENT, ETC.	75 110 504	656 680	396 378
3 BUILDING STONE, WORKD. ETC	13 438 520	883 850	534 184
8 ASBESTOS-CEMNT. MATRL. ETC	1 782 879	170 181	102 813
662 CLAY, REFRCT. CONSTR. MATRL	30 153 856	1 958 923	1 183 924
3 REFRACTORY BRICKS ETC.	2 403 887	269 267	162 583
4 NON-REFRACTORY BRICK, ETC	27 749 969	1 689 656	1 021 341
663 MINERAL MANUFACTURES, NES	22 165 235	1 759 006	1 063 441
1 MILL, GRINDSTONES, ETC.	117 708	247 889	150 021
2 ABRASIVE CLOTHS, ETC.	145 608	205 338	124 189
3 NON-CERAMIC MINERAL MANF	16 912 727	572 700	346 158
5 MINERL. INSULAT. PROD. NES	4 252 954	361 332	218 375
7 REFRACTORY CERAMIC GOODS	141 966	83 237	50 360
8 ASBESTOS MANF, FRICT. MTRL	80 501	106 285	64 487
9 ARTCLS. CERAMIC MATRL, NES	513 771	182 225	109 851
664 GLASS	8 241 210	1 544 186	934 005

4 IMPORTS AND EXPORTS (SPECIAL TRADE) BY GROUPS AND SUBGROUPS OF THE SITC-REV. III
4.1 IMPORTS

GROUP / SUBGROUP	1993 DT = 100 KG	1993 1 000 DM	1993 1 000 \$
1 GLASS,BULK,UNWRKD,WASTE	707 789	87 330	52 978
3 DRAWN,BLOWN GLASS,SHEETS	367 226	23 608	14 304
4 FLOAT,GROUND,PLSHD,GLASS	4 060 807	304 751	184 212
5 CAST,ROLLED GLASS,SHEETS	332 848	43 465	26 269
7 SAFETY GLASS	1 057 491	485 380	293 678
8 GLASS MIRRORS	295 016	121 399	73 355
9 GLASS, NES	1 380 033	478 253	289 209
665 GLASSWARE	5 843 332	1 187 766	718 120
1 CONTAINERS, OF GLASS	4 257 169	398 719	241 062
2 GLASSWARE,HOUSEHOLD ETC.	1 294 845	587 712	355 305
9 GLASS ARTICLES, NES	291 318	201 335	121 753
666 POTTERY	1 453 430	705 527	426 769
1 CERAMIC HOUSEHOLD ARTCLS	868 312	414 227	250 607
2 ORNAMENTAL CERAMIC ARTCL	585 118	291 300	176 162
667 PEARLS,PRECIOUS STONES	17 889	755 462	457 091
1 PEARLS	107	101 162	61 050
2 DIAMONDS,EXCL.INDUSTRIAL	-	452 668	273 770
3 PRECIOUS,SEMIPREC.STONES	17 591	175 839	106 698
4 SYNTH.ETC.PREC.STONES	191	25 793	15 573
671 PIG IRON,SPIEGELEISN,ETC	10 727 923	1 018 317	615 599
2 PIG IRON,ETC.PRIMRY.FORM	2 335 891	67 945	40 921
3 PELLETS,ETC.PIG IRON,ETC	576 641	73 224	44 358
4 FERRO-MANGANESE	1 123 321	93 346	56 316
5 OTHER FERRO-ALLOYS	6 692 070	783 802	474 004
672 INGOTS ETC.IRON OR STEEL	8 051 974	799 638	484 279
4 INGOTS OF IRON OR STEEL	308 989	23 729	14 346
6 SEMI-FINISH.IRON,STEEL	3 445 065	154 431	93 369
7 SEMI-FIN.IRON,ETC..25%+C	1 060 581	61 671	37 300
8 SEMI-FIN.ALLOY STL.25%+C	3 237 339	559 807	339 264
673 FLAT-ROLLED IRON ETC.	44 291 367	2 741 175	1 660 688
1 FLAT,HOT-ROLLED.PROD.IRON	7 010 046	400 774	242 427
2 FLAT,HOT-ROLLED.PROD.IRON	23 781 510	1 272 474	771 026
3 FLAT,COLD-ROLLED.PROD.IRN	1 817 755	149 373	90 506
4 FLAT,COLD-ROLLED.PROD.IRN	11 315 211	876 422	531 261
5 FLAT-ROLLED.PROD.IRON NES	366 845	42 132	25 468
674 FLAT-ROLLED PLATED IRON	16 259 384	1 764 059	1 067 314
1 FLAT-ROLLED.IRON,ZINC PLT	11 926 955	1 106 188	669 501
2 FLAT-ROLLED.IRON,TIN PLTD	2 087 889	320 800	193 769
3 FLAT-ROLLED.IRON,PNTD,ETC	1 329 010	188 683	114 162
4 FLAT-ROLLED.IRN600+MM,PLT	757 260	117 155	70 986
5 FLAT-ROLLED.IRN<600MM,PLT	158 270	31 233	18 896
675 FLAT-ROLLED, ALLOY STEEL	4 683 730	1 345 728	815 499
1 FLAT-ROLLED.SILC-ELEC.STL	648 236	115 365	70 012
2 FLAT-ROLLED.HI-SPEED STL	6 459	6 995	4 249
3 FLAT,HOT-ROLLED S.STEEL	870 311	283 143	171 463
4 FLAT,HOT-ROLLED.ALLOY STL	991 454	128 888	78 094
5 FLAT,COLD-ROLLED S.STEEL	1 957 775	677 075	410 384
6 FLT,COLD-ROLLED.ALLOY STL	72 762	54 001	32 778
7 FLAT-ROLLED.ALLOY STL,NES	136 733	80 261	48 519
676 IRON,STL.BAR,SHAPES ETC.	52 622 519	3 620 308	2 191 183
1 BAR,ROD IRON,HOT-FD,COIL	13 453 934	786 795	476 797
2 BAR,ROD IRON,STL.HOT-FD	20 213 506	1 192 858	721 859
3 BAR,ROD IRON,STL.COLD-FD	2 141 129	341 826	207 082
4 OTH.BAR,ROD IRON,STEEL	934 224	154 816	93 634
8 ANGLES,SHAPED,IRON,STEEL	15 879 726	1 144 013	691 811
677 RAILWAY TRACK IRON,STEEL	1 053 120	109 471	66 290
678 WIRE OF IRON OR STEEL	3 938 154	549 887	332 853
1 WIRE,IRON,NON-ALLOY STL	3 438 599	345 431	208 921
2 WIRE,S.STL,OTH.ALLOY STL	499 555	204 456	123 932
679 TUBES,PIPES,ETC.IRON,STL	14 659 090	2 271 537	1 375 163
1 TUBE,ETC.SEAMLESS,IRN.ST	2 806 437	508 162	307 873
3 OTH.TUBE,D406.4MM+,IR,ST	655 863	58 137	35 262
4 OTH.TUBE,PIPE,IRON,STEEL	10 113 012	1 188 906	719 855
5 TUBE,PIPE FITNGS,IRN.STL	1 084 778	516 332	312 173
681 SILVER,PLATINUM,ETC.	9 444	720 924	435 827
1 SILVER	9 116	194 726	117 908
2 PLATINUM	328	526 198	317 919
682 COPPER	9 074 694	3 480 109	2 105 924
1 COPPER;ANODES;ALLOYS	5 986 612	1 907 810	1 154 539
3 COPPER BARS,RODS,PROFILS	610 392	232 770	140 970
4 COPPER WIRE	1 290 743	478 088	288 743
5 COPPER PLATE,ETC.15MM+TH	482 910	263 215	169 479
6 COPPER FOIL,POWDR,FLAKES	124 965	140 699	85 165
7 COPPER TUBE,PIPE,FITNGS	579 072	457 527	277 028
683 NICKEL	587 827	590 715	357 909
1 NICKEL,NCKL.ALLOY,UNWRGT	523 983	461 753	279 895
2 NICKEL,NICKEL ALLOY,WRKD	63 844	128 962	78 014
684 ALUMINIUM	13 893 150	4 436 061	2 683 612

4 IMPORTS AND EXPORTS (SPECIAL TRADE) BY GROUPS AND SUBGROUPS OF THE SITC-REV. III
4.1 IMPORTS

GROUP / SUBGROUP	1993 DT = 100 KG	1993 1 000 DM	1993 1 000 \$
1 ALUM.,ALUM.ALLOY,UNWRGHT	8 648 438	1 930 101	1 167 329
2 ALUMINIUM,ALUM.ALLOY,WRK	5 244 712	2 505 960	1 516 283
685 LEAD	1 210 440	99 519	60 298
1 LEAD,LEAD ALLOY,UNWRGHT.	1 160 963	91 974	55 733
2 LEAD,LEAD ALLOYS, WORKED	49 477	7 545	4 565
686 ZINC	3 365 384	621 146	376 090
1 ZINC,ZINC ALLOY,UNWRGHT.	2 744 358	447 827	271 064
3 ZINC,ZINC ALLOYS, WORKED	621 026	173 319	105 026
687 TIN	197 519	176 329	106 923
1 TIN,TIN ALLOYS,UNWROUGHT	191 068	167 939	101 849
2 TIN, TIN ALLOYS, WORKED	6 451	8 390	5 074
689 MISC.NON-FERR.BASE METAL	450 013	331 636	200 713
1 TUNGSTEN, ETC. UNWROUGHT	208 266	126 224	76 378
8 COBALT,CADMIUM,ETC.UNWRT	60 331	111 937	67 864
9 BASE METAL NES,WST,SCRAP	181 416	93 475	56 471
691 METALLIC STRUCTURES NES	7 523 470	2 347 153	1 419 451
1 METAL STRUCTURES,PARTS	7 064 360	1 772 675	1 071 915
2 ALUMINIUM STRUCTURE,PRTS	459 110	574 478	347 536
692 CONTAINERS,STORAGE,TRNSP	1 556 513	696 480	421 472
1 RESERVOIR,TANKS,VATS,ETC	484 498	160 370	97 012
4 TANKS,CASKS,DRUMS,ETC.	1 072 015	536 110	324 460
693 WIRE PRODUCTS EXCL.ELECT	4 664 763	546 885	331 323
1 STRANDED WIRE,CABLE,ETC.	554 354	243 207	147 183
2 BARBED WIRE,ETC.IRON,STL	39 813	6 296	3 833
5 METAL FENCING,GAUZE ETC.	4 070 596	297 382	180 307
694 NAILS,SCREWS,NUTS,ETC.	3 009 178	1 177 630	712 354
1 NAILS,TACKS,ETC.IRON,STL	650 524	124 675	75 428
2 SCREWS,BOLTS,NUTS,IRN.ST	2 325 287	998 250	603 811
3 NAILS,TACKS,ETC.COPPER	26 423	38 025	23 023
4 NAILS,TACKS,ETC.ALUMINUM	6 944	16 680	10 082
695 TOOLS	953 931	2 077 698	1 256 876
1 HAND TOOLS	102 173	62 027	37 621
2 HAND SAW,FILE,RASP,ETC.	77 111	107 231	64 919
3 SPANNERS,WRENCHES,ETC.	81 409	77 142	46 619
4 HAND TOOLS,ETC. NES	328 134	268 914	162 636
5 SAW BLADES	42 892	178 981	108 139
6 KNIVES,CUTTING BLADES	231 598	1 312 075	793 788
7 TOOL SETS,RETAIL SALE	90 614	71 328	43 154
696 CUTLERY	242 177	613 279	370 573
3 RAZORS,RAZOR BLADES	35 560	162 839	98 424
4 SCISSORS,ETC.	19 897	51 367	31 099
5 OTH.ARTICLES OF CUTLERY	10 089	23 781	14 348
6 KNIVES,FORKS,SPOONS,ETC.	115 208	214 086	129 362
8 KNIVES,OTHER THAN 695.6	61 423	161 206	97 340
697 HOUSEHOLD EQUIPMENT,NES	1 849 164	1 473 901	891 293
3 DOM.COOK.HEAT.APP,N-ELEC	694 490	349 349	211 611
4 TBL,KITCHN,H.HOLD ART.NES	905 285	834 311	504 186
5 SANITARY WARE,PARTS NES	103 726	121 430	73 553
8 H.HOLD APPLIANCS,ETC.NES	145 663	168 811	101 943
699 MANUFACTS.BASE METAL,NES	7 331 568	4 341 057	2 626 553
1 LOCKS,SAFES,STRONG BOXES	1 328 298	1 307 101	790 842
2 CHAIN,IRON,STEEL	154 805	57 347	34 650
3 PINS,NEEDLES,IRN.STL,ETC	76 267	141 957	85 840
4 SPRINGS,LEAVES,METAL	250 185	143 264	86 636
5 MISC.ARTICLES,BASE METAL	278 366	228 028	137 873
6 ARTICLES IRON,STEEL,NES	4 535 592	1 514 414	918 301
7 ARTICLES NES,COPPER,ETC.	630 526	749 187	453 492
8 ARTICLES COBALT,ETC.,NES	14 219	99 583	60 239
9 ARTICLES TUNGSTEN,ETC.NES	63 310	100 176	60 680
711 STEAM GENER. BOILERS,ETC.	140 088	89 093	53 744
1 STEAM,SUPER-HEAT BOILERS	36 450	28 327	17 131
2 AUX. BOILR PLANT,CONDENSER	11 673	8 625	5 195
9 PARTS FOR STEAM BOILERS	91 965	52 141	31 418
712 STEAM TURBINES	50 115	247 388	149 293
1 STEAM,VAPOUR TURBINES	436	3 398	2 087
8 PARTS FOR STEAM TURBINES	49 679	243 990	147 206
713 INTRNL COMBUS PSTN ENGIN	2 645 933	4 932 576	2 991 477
1 AIRCRAFT PISTON ENGINES	1 634	20 109	12 144
2 INTRNL COMB.ENGINE VEHCL	1 692 550	3 209 798	1 948 071
3 MARINE PISTON ENGINES	76 560	127 086	76 946
8 PISTON ENGINES, NES	163 891	299 291	181 378
9 PARTS,NES.IC.PISTON ENGS	711 298	1 276 292	772 938
714 ENGINES,MOTORS NON-ELECT	89 442	2 835 886	1 711 019
4 REACTION ENGINES	5 234	756 508	454 515
8 GAS TURBINES, NES	7 225	413 200	249 493
9 PARTS,JET,GASTURBINE ENG	76 983	1 666 178	1 007 011
716 ROTATING ELECTRIC PLANT	1 529 950	2 191 543	1 325 180

4 IMPORTS AND EXPORTS (SPECIAL TRADE) BY GROUPS AND SUBGROUPS OF THE SITC-REV. III
4.1 IMPORTS

GROUP / SUBGROUP	1993 DT = 100 KG	1993 1 000 DM	1993 1 000 \$
1 ELECTRIC.MOTORS<=37.5W	72 199	345 915	209 383
2 ELEC.MOTORS,GENRATORS.DC	89 928	315 958	190 872
3 ELEC.MOTORS,GENRATORS.AC	680 166	762 305	460 746
4 ELECTR.ROTARY CONVERTERS	2 438	19 528	11 795
5 GENERATING SETS	82 535	169 516	102 417
9 PARTS,NES.ROT.ELEC.PLANT	602 684	578 321	349 967
718 OTH.POWR.GENRTNG.MACHNRY	146 529	668 393	405 214
1 HYDRCL.TURBINE,WTR.WHEEL	20 589	29 560	17 878
7 NUCLEAR REACTORS,PTS NES	10 412	306 281	185 881
9 ENGINES,MOTORS NES,PARTS	115 528	332 552	201 455
721 AGRIC.MACHINES,EX.TRACTR	1 131 528	1 146 849	696 335
1 CULTIVATING MACHNRY.ETC	324 321	202 745	122 801
2 HARVESTING ETC.MACHINES	645 065	689 058	419 182
3 DAIRY MACHINERY ETC.PRTS	38 984	141 639	85 705
9 AGRIC.HORT.ETC.MACHS.NES	123 158	113 407	68 647
722 TRACTORS	535 375	516 746	312 405
3 TRACK-LAYING TRACTORS	189	114	69
4 WHEELED TRACTORS NES	535 186	516 632	312 336
723 CIVIL ENGINEERING EQUIPT	2 713 899	2 213 210	1 340 693
1 SELF-PROPELLD.DOZERS ETC	106 062	108 586	65 882
2 MECH.SHOVEL ETC.S-PROPLD	1 083 591	1 073 674	650 796
3 CONSTR.MINING MACHNRY ETC	77 491	86 706	52 649
4 CONST.& MINING MACHS.NES	94 624	163 951	99 264
9 PTS NES,CVL.ENGINRG.MACH	1 352 131	780 293	472 102
724 TEXTILE,LEATHER MACHINES	652 215	1 272 976	770 412
3 SEWING MACHINES, PARTS	96 329	337 713	204 587
4 SPINNING,EXTRUD.MACH.ETC	113 201	208 994	126 145
5 WEAVING,FELT MFG.MACH.ETC	58 391	149 452	90 336
6 AUX.TXTL.MACHS,PARTS,ETC	68 404	215 072	130 146
7 OTH.TEXTILE MACHNRY NES	79 073	192 174	116 357
8 SKIN,LEATHER WORKNG MACH	28 291	36 606	22 125
9 PTS,XTTLE,DOM WASHNG MCH	208 526	132 965	80 716
725 PAPER,PULP MILL MACHINES	237 856	568 284	343 717
1 PAPER,PULP,MAKING MACHRY	26 502	51 414	30 986
2 OTH.PULP,PAPER,MAKNG MCH	54 176	194 708	117 797
9 PARTS,PAPER MILL ETC.MCH	157 178	322 162	194 934
726 PRINTNG,BOOKBINDNG MACHS	321 081	1 114 133	673 851
3 TYPESETTING,MCH,TYPE ETC	64 833	125 077	75 714
5 OFFSET PRINTING MACHNRY	32 484	108 865	65 545
6 OTH.PRINTNG,ANCILL.MACHS	81 448	436 303	263 756
8 BOOKBINDING MACHNRY,PRT	25 838	116 727	70 608
9 PART,TYPE,OFFST,PRNT MCH	116 478	327 161	198 228
727 FOOD-PROCESS.MCH.NON DOM	160 650	469 732	282 748
1 GRAIN WORKNG MACHS,PARTS	21 703	33 929	20 574
2 OTH.FOOD-PROC.MACH PARTS	138 947	435 803	262 174
728 OTH.MACH,PTS,SPCL INDUST	1 728 006	3 602 492	2 178 222
1 MCH-TOOLS,SPECIAL.INDUST	390 226	655 195	396 182
3 OTH.MINERAL WORKING MACH	567 696	452 061	273 265
4 MACH.APPL.SPCL INDUS NES	518 048	1 699 643	1 027 955
5 PARTS PUBLIC WRK MACH ETC	252 038	795 593	480 820
731 METAL REMOVAL WORK TOOLS	417 380	1 060 853	641 491
1 MACH.TOOLS,METAL REMOVAL	34 029	216 386	130 735
2 MCH-TL,WRKNG MTL,NOLATHS	40 813	153 876	93 105
3 LATHES,METAL-WORKING	90 133	204 763	123 859
4 UNIT HEAD,DRILL,ETC.MACH	90 409	96 743	58 478
5 METAL MILLING MACHNS,ETC	36 952	89 786	54 207
6 MTL.SURFC.FINISHNG TOOLS	84 605	188 854	114 300
7 MTL.SHAPING,CUTTING TOOLS	40 439	110 445	66 807
733 MACH-TOOLS,METAL-WORKING	264 626	470 431	284 473
1 METAL FORMING MACH.TOOLS	240 912	395 904	239 456
9 OTH.MACH-TOOL,METALWRKNG	23 714	74 527	45 017
735 PARTS,NES,FOR MACH-TOOLS	306 602	709 473	429 191
1 WORK-HOLDERS,TOOL HOLDER	50 667	188 354	114 053
9 PARTS,NES,MCH-TOOL W.MTL	255 935	521 119	315 138
737 METALWORKING MACHNRY NES	476 833	681 690	411 970
1 FOUNDRY EQUIPMNT PTS NES	63 475	99 096	59 749
2 MTL-ROLLING MILLS,ROLLS	286 429	171 670	103 412
3 WELDING,BRAZING ETC.MACH	114 461	372 234	225 362
4 SOLDERING MACHINES ETC.	12 468	38 690	23 447
741 HEATING,COOLNG EQUIP,PART	1 534 329	2 894 953	1 750 686
2 BURNERS,MECH.STOKERS ETC	46 515	129 987	78 393
3 INDUS.FURNACES ETC.PARTS	154 045	313 547	189 617
4 COMMRC.REFRIG EQUIP,PART	512 490	859 445	520 146
5 AIR CONDITIONING MCH,PTS	207 725	458 797	277 166
7 GAS GENRTR,AIR LIQUEFIER	142 598	256 881	155 771
8 OTH.TEMP.CHANGE MACH ETC	365 146	682 073	411 762
9 PART,NES,GAS GENRTR,PLNT	105 810	194 223	117 831
742 PUMPS FOR LIQUIDS,PARTS	734 075	1 643 581	994 496
1 PUMPS W.MEASURING DEVICE	3 602	13 790	8 305
2 FUEL PUMPS,IC.PISTON ENG	37 685	204 683	123 716

4 IMPORTS AND EXPORTS (SPECIAL TRADE) BY GROUPS AND SUBGROUPS OF THE SITC-REV. III
4.1 IMPORTS

GROUP / SUBGROUP	1993 DT = 100 KG	1993 1 000 DM	1993 1 000 \$
3 CONCRETE PUMPS	5 173	6 705	4 052
4 RECIPROCATING PUMPS,NES	49 798	206 283	124 771
5 ROTARY PUMPS, NES	58 568	196 335	119 050
6 CENTRIFUGAL PUMPS, NES	196 008	331 756	200 353
7 PUMPS,LIQUID ELEVATR ETC	88 298	134 840	81 670
9 PARTS,PUMPS,LIQ.ELEVATOR	294 943	549 189	332 569
743 PUMPS NES,CENTRIFUGS ETC	1 672 366	3 148 202	1 904 621
1 AIR,VACUUM PUMP,COMPRESS	563 569	1 073 529	650 253
4 FANS,COOKER HOODS W.FAN	291 188	409 414	248 205
5 CENTRIFUGES NES	19 425	79 168	47 788
6 MACHS.FILTER GAS,LIQUIDS	373 129	915 579	553 007
8 PARTS,AIR PUMPS,FANS ETC	212 507	305 262	184 730
9 PART,CENTRIFUGE,FILT.ETC	212 548	365 250	220 638
744 MECHANICAL HANDLING EQUIP	2 591 664	2 537 265	1 533 563
1 WORK TRUCKS,TRACTORS,ETC	635 326	557 831	337 521
2 PULLEY TACKLE,WINCHS,ETC	41 683	63 285	38 316
3 SHIPS DERRICKS CRANE ETC	579 969	462 547	280 215
4 JACKS,HOISTS FOR VEHICLE	133 796	112 542	68 072
7 GOODS ETC.ELEVATORS ETC.	269 317	404 219	243 003
8 LIFTING ETC.MACHINES NES	127 112	193 676	117 199
9 PARTS,HOISTS,LIFTS EQUIP	804 461	743 165	449 237
745 OTH.NONELEC MCH,TOOL,NES	578 901	1 836 074	1 110 277
1 NON-ELEC HAND TOOL,PARTS	50 954	226 816	137 550
2 INDUS WASHNG,BOTTLING MCH	147 524	746 893	451 270
3 WEIGHING MCH,WEIGHTS,PTS	57 824	189 295	114 418
6 SPRAYING MACHINERY ETC.	199 160	470 238	284 526
9 OTH.NON-ELECT MACH,PARTS	123 439	202 832	122 513
746 BALL OR ROLLER BEARINGS	639 058	1 319 314	798 650
1 BALL BEARINGS	292 989	704 732	426 758
2 TAPERD ROLLER BEARING ETC	118 185	213 038	128 848
3 SPHERICAL ROLLER BEARINGS	45 444	97 441	58 918
4 NEEDLE ROLLER BEARINGS	8 742	32 300	19 584
5 OTHER CYL.ROLLER BEARING	24 874	69 448	42 030
8 OTHR.BALL,ROLLER BEARING	6 184	20 026	12 116
9 PARTS,BALL,ROLLR BEARING	142 640	182 329	110 396
747 TAPS,COCKS,VALVES,ETC.	914 481	2 340 821	1 416 350
1 PRESSURE-REDUCING VALVES	12 611	76 829	46 484
2 OLEOHYDRAULIC ETC.VALVES	50 243	314 080	190 042
3 CHECK VALVES	15 355	44 333	26 829
4 SAFETY, RELIEF VALVES	13 238	59 212	35 858
8 TAPS,COCKS,VALVE.ETC.NES	582 632	1 436 856	869 443
9 PARTS FOR TAPS,COCKS,ETC	240 402	409 511	247 694
748 TRANSMISSIONS SHAFTS ETC	1 092 059	1 269 733	768 006
1 TRANSMISSN SHAFTS,CRANKS	227 738	214 263	129 641
2 BEARING HOUSNG,SHFT BRNGS	155 670	178 678	108 131
3 ARTICULTD LINK CHAIN,PTS	103 344	78 870	47 649
4 GEAR,GEAR BOX,PARTS,ETC.	104 135	259 350	157 023
5 FLYWHEELS AND PULLEYS	118 392	81 187	49 143
6 CLUTCHES,SHAFT COUPLINGS	14 201	43 511	26 367
9 PART,NES,SHAFTS,ETC.	368 579	413 874	250 052
749 NON-ELECT MACH.PARTS,ETC	393 970	1 115 998	675 034
1 MOULDNGS FOR MTL.FOUNDRY	216 181	774 866	468 646
2 GASKETS,ETC.	12 704	66 059	39 904
9 MACH PARTS,NON-ELECT NES	165 085	275 073	166 484
751 OFFICE MACHINES	390 122	1 955 720	1 182 539
1 TYPEWRITRS,WD-PROC MACHS	64 312	203 646	123 296
2 CALCULATNG,ACCTG,ETC.MCH	58 802	351 265	212 205
3 PHOTO,THERMOCOPY APPARAT	201 198	1 029 159	622 458
9 OTHER OFFICE MACHINE NES	65 810	371 650	224 580
752 AUTOMATC.DATA PROC.EQUIP	1 251 983	16 944 947	10 249 967
1 ANALOG OR HYBRID COMPUTR	1 208	19 956	12 128
2 DIGITAL COMPUTERS	42 106	1 279 685	772 587
3 DIGTL PROC,STORAGE UNITS	220 211	4 956 188	2 997 845
6 INPUT OR OUTPUT UNITS	832 652	6 395 913	3 868 390
7 STORAGE UNITS,DATA PROC.	117 671	3 576 755	2 166 108
9 DATA PROC EQUIPMENT,NES	38 135	716 450	432 909
759 PARTS,FOR OFFICE MACHINS	759 883	7 777 800	4 698 569
1 PARTS,OF COPYING MACHINE	203 391	1 055 677	638 076
9 PARTS,DATA PROC. ETC.MCH	556 492	6 722 123	4 060 493
761 TELEVISION RECEIVERS ETC	1 247 461	2 933 708	1 774 238
1 COLOUR TELEVISN RECEIVER	1 238 354	2 899 898	1 753 779
2 BLACK,WHITE TV RECEIVERS	9 107	33 810	20 459
762 RADIO-BROADCAST RECEIVER	627 764	2 393 601	1 447 377
1 MOTOR VEH.RADIO RECEIVER	76 338	837 423	507 435
2 PORTABLE RADIO RECEIVERS	173 275	477 277	288 627
8 OTHER RADIO RECEIVERS	378 151	1 078 901	651 315
763 SOUND RECORDER,PHONOGRPH	396 566	2 431 636	1 468 198
3 TURNTABLES,RECORD PLAYER	12 973	32 862	19 865
8 SOUND,VIDEO RECORDNG ETC	383 593	2 398 774	1 448 333
764 TELECOMM.EQUIP.PARTS NES	1 140 712	8 720 935	5 265 307

4 IMPORTS AND EXPORTS (SPECIAL TRADE) BY GROUPS AND SUBGROUPS OF THE SITC-REV. III
4.1 IMPORTS

GROUP / SUBGROUP	1993 DT = 100 KG	1993 1 000 DM	1993 1 000 \$
1 LINE TELEPHONE ETC.EQUIP	147 770	1 826 094	1 102 412
2 MICROPH. LOUDSPKRS. AMPLIF	449 451	999 655	603 976
3 TV, RADIO TRANSMITTERS ETC	26 340	816 364	491 605
8 TELECOMMUN. EQUIPMENT, NES	29 012	1 412 837	855 224
9 PARTS, TELECOMMUN. EQUIPT	488 139	3 665 985	2 212 090
771 ELECT POWER MACHNY. PARTS	636 803	1 702 301	1 028 723
1 TRANSFORMERS, ELECTRICAL	236 872	453 086	273 669
2 OTH. ELEC POWER MACH, PART	399 931	1 249 215	755 054
772 ELEC. SWITCH, RELAY, CIRCUIT	922 839	5 407 279	3 269 044
2 PRINTED CIRCUITS	47 337	624 154	377 904
3 ELECTRIC RESISTORS, PARTS	164 245	467 808	283 039
4 SWITCH. APPARATUS, 1000V+	22 757	116 999	70 797
5 SWITCH. APPARATUS, <1000V	434 997	2 788 210	1 684 583
6 ELEC. CONTROL PANELS ETC.	52 934	579 748	350 143
8 PARTS, ELECTRIC PANELS ETC	200 569	830 360	502 578
773 ELECTRIC DISTRIBUT. EQUIP NES	3 122 478	3 311 811	2 004 512
1 INSULATED WIRE, ETC. CONDUCTOR	3 023 071	3 128 939	1 894 068
2 ELECTRIC INSULATING EQUIP	99 407	182 872	110 444
774 ELECTRO-MEDICAL, X-RAY EQUIP	69 477	1 202 922	726 839
1 ELECTRO-MEDICAL EQUIPMENT	24 497	558 975	337 814
2 X-RAY APPARATUS ETC. PART	44 980	643 947	389 025
775 DOM. ELEC, NON-ELEC. EQUIPT	3 795 917	4 452 129	2 693 001
1 HOUSEHOLD LAUNDRY EQUIPT	701 847	537 217	325 087
2 DOM. REFRIGERATORS, FREEZERS	958 620	796 659	482 141
3 DOMESTIC DISHWASHING MACH	80 272	91 966	55 274
4 ELEC. SHAVERS, CLIPPERS, PTS	14 891	139 830	84 350
7 DOM. ELECT-MECHANICAL APPL	408 601	708 098	428 184
8 ELECTRO-THERMIC APPL NES	1 631 686	2 178 359	1 317 965
776 TRANSISTORS, VALVES, ETC.	340 356	8 296 432	5 017 292
1 TV PICTURE TUBES, CRT, ETC	172 960	216 175	130 411
2 OTH. ELECTRONIC VALV, TUBES	63 446	300 183	181 850
3 DIODES, TRANSISTORS ETC.	45 132	1 087 967	658 385
4 ELECTRONIC MICROCIRCUITS	49 238	6 451 276	3 901 114
8 ELECTRONIC COMP PTS, CRYSTALS	9 580	240 831	145 532
778 ELECTRIC MACH. APPAR. NES	3 006 569	8 250 013	4 986 290
1 BATTERIES, ACCUMULATORS	973 961	990 695	599 053
2 ELECTRIC LAMPS, BULBS ETC	267 967	763 931	462 327
3 AUTOMOTIVE ELECTRIC EQUIP	489 751	1 068 216	647 088
4 ELECTRO-MECH. HAND TOOLS	321 132	942 482	568 031
6 ELECTRICAL CAPACITORS	73 832	672 821	406 936
7 ELEC MCH WITH INDIV FUNCT	109 515	1 325 211	801 661
8 ELECT MACHINERY, EQUIP, NES	770 411	2 486 557	1 501 194
781 PASS. MOTOR VEHICLES, EX. BUS	16 871 545	28 517 659	17 300 248
1 SNOW VEHICLE, GOLF CARS ETC	1 020	2 060	1 245
2 PASS. TRANSPORT VEHICLES	16 870 525	28 515 599	17 299 003
782 GOODS, SPECIAL TRANSPORT VEH	2 531 601	3 558 759	2 156 972
1 GOODS VEHICLES	2 339 144	3 302 380	2 001 634
2 SPECIAL PURPOSE VEHICLES	192 457	256 379	155 338
783 ROAD MOTOR VEHICLES NES	332 513	695 530	420 894
1 MOTOR VEHICLE TRANSPORTERS	129 172	303 057	183 412
2 ROAD TRACTOR, SEMITRAILER	203 341	392 473	237 482
784 PARTS, TRACTORS, MOTOR VEH	10 561 853	13 585 589	8 233 266
1 MOTOR VEHICLE CHASSIS	144 194	189 332	115 208
2 MOTOR VEHICLE BODIES	95 986	120 796	72 872
3 OTHER PARTS, MOTOR VEHICLE	10 321 673	13 275 461	8 045 186
785 CYCLES, MOTORCYCLES ETC.	1 363 824	3 086 315	1 874 047
1 MOTORCYCLES ETC.	499 587	1 503 189	913 878
2 BICYCLES ETC. NON-MOTORIZED	379 505	733 673	445 177
3 INVALID CARRIAGES, PARTS	484 732	849 453	514 992
786 TRAILERS, SEMI-TRAILER, ETC	2 223 606	822 522	498 197
1 HOUSING, CAMPING, TRAILERS	42 070	49 425	30 159
2 TRAILERS, TRANSPORT GOODS	396 688	231 262	140 213
3 TRANSPORT CONTAINERS	924 465	128 872	77 945
8 OTH. NONMOTOR VEH, TRLR PTS	860 383	412 963	249 880
791 RAILWAY VEHICLES, EQUIPMENT	824 717	581 861	352 001
1 ELEC. LOCOMOTIVES, SELF-GENR	425	478	292
2 OTH. LOCOMOTIVES, TENDERS	7 355	3 529	2 106
6 SELF-PROP. RAIL, TRAM, COACH	398	1 637	977
7 RAIL, TRAM, COACH, ETC. N. SP	99 380	99 096	59 993
8 RAIL, TRAM, FREIGHT CARS ETC	205 206	130 143	78 822
9 RAIL, TRACK FIXTURES, PARTS	511 953	346 978	209 811
792 AIRCRAFT, ASSOCIATED EQUIPMENT	231 214	16 748 508	10 159 371
1 HELICOPTERS	1 098	106 771	64 460
2 AIRCRAFT ETC. ULW <=2000KG	3 226	53 415	32 486
3 AIRCRAFT, ULW 2001-15000KG	3 797	343 895	207 874
4 AIRCRAFT ETC. ULW >15000KG	75 433	9 553 103	5 805 918
5 SPACECRAFT ETC. LAUNCH VEH	2	1 001	623

4 IMPORTS AND EXPORTS (SPECIAL TRADE) BY GROUPS AND SUBGROUPS OF THE SITC-REV. III
4.1 IMPORTS

GROUP / SUBGROUP	1993 DT = 100 KG	1993 1 000 DM	1993 1 000 \$
8 AIRCRAFT NES,ASSOC EQUIP	1 723	25 602	15 607
9 PARTS,NES,AIRCRAFT,EQUIP	145 935	6 664 721	4 032 403
793 SHIP,BOAT,FLOAT. STRUCTRS	6 187 978	1 199 021	727 606
1 YACHTS,SPORTS VESSLS,ETC	178 740	383 482	233 057
2 SHIPS,BOATS,OTHR.VESSELS	1 603 632	664 222	403 443
3 VESSELS,OTH.FLOAT.STRUCT	4 100 035	96 256	57 858
5 SPEC.PURPOSE VESSELS ETC	290 783	40 262	24 264
7 TUGS AND PUSHER CRAFT	5 756	758	458
9 OTHR.FLOATING STRUCTURES	9 032	14 041	8 526
811 PREFABRICATED BUILDINGS	2 713 349	710 297	429 592
812 PLUMBNG,SANITRY,EQPT.ETC	2 894 362	1 338 997	809 584
1 BOILRS,RADIATRS,ETC.N.EL	2 207 241	1 057 789	639 248
2 CERAMIC PLUMBNG FIXTURES	687 121	281 208	170 336
813 LIGHTNG FIXTURES ETC.NES	1 186 515	1 577 842	953 895
1 LAMPS,LIGHT FITTINGS NES	970 051	1 302 546	787 534
2 ILLUMINATED SIGNS ETC.	16 988	37 584	22 627
8 PARTS,PORTABLE ELEC LAMP	507	1 935	1 176
9 PARTS,LIGHT FITTING,SIGNS	198 969	235 777	142 558
821 FURNITURE,CUSHIONS,ETC.	13 871 425	7 995 692	4 839 008
1 CONVERTIBLE SEATS,PARTS	3 976 900	2 915 217	1 765 228
2 MATTRESSES, ETC.	452 956	472 185	286 125
3 METAL FURNITURE NES	1 234 932	600 983	363 552
5 FURNITURE,NES,OF WOOD	6 276 304	3 057 116	1 848 439
7 FURNITURE,NES,OTHR,MATRL	392 158	189 853	115 145
8 PARTS,MTL,WOOD FURNITURE	1 538 175	760 338	460 519
831 TRUNK,SUITCASES,BAG,ETC	963 188	1 711 331	1 035 072
1 HANDBAGS,NES	123 172	412 051	248 927
2 TRUNKS, SUIT-CASES,ETC.	357 923	419 879	253 813
3 TRAVEL SET,TOILT,SEW,ETC	7 062	9 572	5 777
9 TRAVEL GOODS NES	475 031	869 829	526 565
841 MENS,BOYS CLOTHNG,X-KNIT	1 936 949	7 651 286	4 623 894
1 OVERCOATS,OUTERWEAR,ETC.	292 695	1 406 201	849 112
2 SUITS AND ENSEMBLES	63 942	329 823	199 453
3 JACKETS AND BLAZERS	157 637	970 035	585 807
4 TROUSERS,BREECHES,ETC.	843 460	2 867 471	1 733 641
5 SHIRTS	547 588	1 980 907	1 197 431
6 UNDERWEAR,NIGHTWEAR ETC.	31 627	96 849	58 450
842 WOMEN,GIRL CLOTHNG,XKNIT	1 697 024	9 725 485	5 877 418
1 OVERCOATS,OTH.COATS ETC.	331 670	1 911 655	1 154 069
2 SUITS AND ENSEMBLES	68 026	480 852	278 758
3 JACKETS AND BLAZERS	163 111	1 157 334	698 275
4 DRESSES	75 854	590 108	357 479
5 SKIRTS & DIVIDED SKIRTS	167 156	994 036	601 156
6 TROUSERS, BREECHES ETC.	510 032	2 134 223	1 290 433
7 BLOUSES,SHIRT-BLOUSE,ETC	317 182	2 240 642	1 354 427
8 UNDERWEAR,NIGHTWEAR ETC.	62 993	236 635	142 821
843 MENS,BOYS CLOTHING,KNIT	324 002	1 040 508	628 927
1 OVERCOATS,OUTERWEAR ETC.	12 380	56 522	34 003
2 SUITS,JACKTS,TROUSRS.ETC	37 431	151 687	91 773
7 SHIRTS,MENS BOYS,KNIT	82 561	310 042	188 080
8 UNDERWEAR,NIGHTWEAR ETC.	191 630	522 257	315 071
844 WOMEN,GIRLS CLOTHNG.KNIT	865 410	3 209 940	1 942 353
1 OVERCOATS,OTH.COATS ETC.	22 356	94 216	56 700
2 SUITS,DRESSES SKIRTS ETC	450 500	1 694 018	1 026 387
7 BLOUSES,SHIRT-BLOUSE,ETC	94 542	407 198	246 713
8 UNDERWEAR, NIGHTWEAR ETC	298 012	1 014 508	612 553
845 OTHR.TEXTILE APPAREL,NES	2 468 109	10 509 327	6 338 319
1 BABIES'GARMENTS,CLTHS ACC	130 737	485 871	293 144
2 GARMENT,FELT,TXTL FABRIC	60 608	271 511	163 650
3 JERSYS,PULLOVRS,ETC.KNIT	1 080 774	5 196 951	3 121 842
4 T-SHIRTS,OTHR.VESTS KNIT	721 602	2 293 283	1 392 137
5 BRASSIERES,CORSETS,ETC.	60 320	620 993	375 413
6 SWIMWEAR	24 908	260 780	158 617
8 OTH.GARMENTS,NOT KNITTED	230 873	855 409	516 597
9 OTHER GARMENTS KNITTED	158 287	524 529	316 919
846 CLOTHING ACCESSRS,FABRIC	609 260	1 938 311	1 170 122
1 ACCESSORIES,NOTKNITTED	88 537	465 063	280 293
2 HOSIERY,ETC.KNITTED	470 254	1 303 143	787 244
9 OTH.MADE-UP CLOTH.ACCESS	50 469	170 105	102 585
848 CLOTHNG,NONTXTL;HEADGEAR	728 790	2 665 573	1 609 724
1 LEATHER APPAREL,ACCESSRS	359 579	1 813 118	1 094 572
2 PLASTC,RUBBR,APPAREL,ETC	270 261	275 008	166 275
3 ARTICLES,ACCESSORIES.FUR	16 715	218 021	131 339
4 HEADGEAR,FITTINGS,NES	82 235	359 426	217 538
851 FOOTWEAR	2 560 928	7 642 980	4 619 083
1 FOOTWEAR,W.METAL TOE-CAP	53 351	130 584	78 874
2 SPORTS FOOTWEAR	214 299	543 766	328 732
3 FOOTWEAR,NES,RUBBER,PLST	360 501	565 119	402 194
4 OTH.FOOTWEAR,LTHR.UPPERS	1 333 745	5 014 385	3 028 885

4 IMPORTS AND EXPORTS (SPECIAL TRADE) BY GROUPS AND SUBGROUPS OF THE SITC-REV. III
4.1 IMPORTS

GROUP / SUBGROUP	1993 DT = 100 KG	1993 1 000 DM	1993 1 000 \$
5 OTH.FOOTWEAR,TEXTLE UPPR	371 545	546 135	331 203
7 FOOTWEAR,NES	19 451	36 922	22 251
9 PARTS FOOTWEAR,ETC.	208 036	706 069	426 944
871 OPTICAL INSTRUMENTS,NES	27 814	553 127	334 388
1 BINOCULARS,TELESCOPE ETC	10 280	100 473	60 646
3 NON-OPTIC.MICROSCOPE ETC	1 175	38 655	23 234
4 COMPND OPTIC.MICROSCOPES	4 235	57 675	34 822
9 LIQ.CRYSTAL DEVCS;LASERS	12 124	356 324	215 686
872 MEDICAL INSTRUMENTS NES	311 497	2 461 334	1 487 687
1 DENTAL INSTRUMENTS NES	13 060	190 037	114 948
2 OTHR.MEDICAL INSTRUMENTS	208 204	1 981 543	1 197 621
3 THERAPEUTIC APPARATUS	37 732	183 208	110 671
4 MEDICAL,BARBER'S FURNITRE	52 501	106 546	64 447
873 METERS,COUNTERS,NES	81 961	370 255	223 885
1 GAS,LIQUID,ELECTR.METERS	65 520	172 867	104 381
2 REV.COUNTERS,METERS ETC.	16 441	197 388	119 504
874 MEASURE,CONTROL INSTRMNT	385 984	5 391 779	3 258 583
1 COMPASSES,SURVEY INSTRMT	10 958	376 820	227 866
2 DRAWING,MEASURG. INSTRMNT	110 994	1 120 833	677 409
3 GAS,LIQ.MEAS.CONTRL INST	41 102	499 978	302 117
4 INSTRUMENTS,ANALYSIS ETC	42 105	1 222 290	738 363
5 MEAS.CONTRL,SCI INST,NES	49 066	344 806	208 284
6 AUTOMATIC CONTROL INSTRY	100 590	1 016 840	614 616
7 OSCILLOSCOPES, ETC.	23 888	714 758	432 115
9 PARTS,MACH,INSTRUMNT,NES	7 281	95 454	57 813
881 PHOTOGRAPH APPAR,ETC.NES	105 955	1 323 199	800 176
1 CAMERAS,FLASH EQUIPT,ETC	43 037	890 574	539 137
2 CINE.CAMERAS,PROJECT.ETC	5 363	35 416	21 395
3 PHOTO,CINE.EQUIPMENT NES	57 565	397 209	239 644
882 PHOTO.CINEMATOPGRPH.SUPPL	898 618	2 340 034	1 415 903
1 PHOTO CHEM.GOODS, RETAIL	333 663	502 512	304 132
2 PHOTO FILM FLAT UNEXPOSD	164 124	596 436	361 312
3 PHOTO FILM ROLL UNEXPOSD	158 427	786 660	476 039
4 PHOTO PAPER ETC.UNEXPOSD	238 798	352 207	212 744
5 PHOTO FILM,EXPOSD,UNDEVD	1 433	7 200	4 331
6 PHOTO FILM,EXPOSED,DEVPD	2 173	95 019	57 345
883 CINE.FILM EXPOSD.DEVELOPD	1 089	13 236	7 967
1 CINE FILM,35MM+,DEVELOPED	1 017	11 034	6 644
9 OTH.CINE FILM EXPSD,DEVD	72	2 202	1 323
884 OPTICAL GOODS NES	46 745	1 250 114	756 843
1 OPTC.FIBR.LENS ETC.UNMNT	17 274	346 538	209 763
2 SPECTACLES AND FRAMES	23 346	583 433	353 288
3 LENSES,PRISMS,ETC.MOUNTD	6 125	320 143	193 792
885 WATCHES AND CLOCKS	126 285	1 749 801	1 057 027
3 WATCHES,PREC.METAL CASES	159	249 917	150 863
4 WATCHES,OTHER THAN P.MTL	21 974	957 253	578 195
5 WATCH MOVEMENTS,ASSEMBLD	327	46 077	27 917
7 CLOCKS	70 267	160 785	97 027
9 TIME MEASURING EQUIP.NES	33 558	335 769	203 025
891 ARMS AND AMMUNITION	75 177	261 381	158 218
1 ARMD.FIGHT.VEHCL,WEAPONS	1 849	37 642	22 765
2 BOMB,MINES,MISSL.AMM.ETC	59 749	120 148	72 797
3 NON-MILITARY ARMS	9 798	75 615	45 757
9 PARTS,ACCESSOR.OF WEAPON	3 781	27 876	16 899
892 PRINTED MATTER	2 754 925	2 139 434	1 292 925
1 PRINTED BOOKS,GLOBES ETC	839 567	830 534	502 300
2 NEWSPAPER,PERIODICAL,ETC	690 458	412 977	249 180
4 POSTCARDS,TRANSFERS ETC.	52 153	123 137	74 507
8 PRINTED MATTER, NES	1 172 747	772 786	466 938
893 ARTICLES,NES,OF PLASTICS	6 669 980	4 873 727	2 949 665
1 PLASTIC CONTAINERS ETC.	2 520 495	1 186 327	717 824
2 BUILDERS'WARE, PLASTICS	1 128 674	896 634	542 643
3 PLASTIC FLR,WALL,COVERNG	1 375 882	934 102	565 514
9 PLASTIC ARTICLES NES	1 644 929	1 856 604	1 123 684
894 BABY CARRIAGE,TOYS,GAMES	2 768 267	4 347 771	2 626 697
1 BABY CARRIAGES,PARTS,NES	65 446	67 814	41 012
2 CHILDREN'S TOYS	1 386 195	2 143 068	1 295 228
3 FUNFAIR, TABLE GAME ARTCL	305 935	860 074	518 648
4 FESTIVE ARTICLES ETC.NES	267 230	329 472	198 630
6 FAIRGROUND AMUSEMNTS ETC	21 659	33 915	20 463
7 SPORTS GOODS	721 802	913 428	552 716
895 OFFICE,STATIONERY SUPPLS	301 331	646 682	391 203
1 BASE METAL OFFICE SUPPLS	104 152	59 061	35 743
2 PENS,PENCILS,FOUNTN.PENS	96 893	275 190	166 318
9 OTH.OFFICE,STATNRY.SUPPL	100 286	312 431	189 142
896 WORKS OF ART,ANTIQUE ETC	25 340	518 259	313 204
1 HAND PAINTNGS,DRAWING ETC	6 105	228 796	138 291

4 IMPORTS AND EXPORTS (SPECIAL TRADE) BY GROUPS AND SUBGROUPS OF THE SITC-REV. III
4.1 IMPORTS

GROUP / SUBGROUP	1993 DT = 100 KG	1993 1 000 DM	1993 1 000 \$
2 ORIGINAL PRINTS ETC.	306	21 087	12 727
3 ORIGINAL SCULPTURES ETC.	3 866	38 261	23 130
4 STAMPS FOR PHILATELY	3 852	116 952	70 576
5 COLLECTIONS SCIENTFC.ETC	1 273	50 069	30 280
6 ANTIQUES OVER 100YRS OLD	9 938	63 094	38 200
897 GOLD,SILVERWARE,JEWEL NES	38 340	1 439 436	868 115
2 IMITATION JEWELLERY	30 176	270 219	163 333
3 GOLD,SILVER JEWELRY,WARE	7 539	1 158 752	698 486
4 OTHR.ARTICLES,PREC.METAL	625	10 465	6 296
898 MUSICAL INSTRUMENTS,ETC.	1 121 141	4 290 682	2 591 892
1 STRING MUSICAL INSTRUMNT	39 066	79 385	47 999
2 MUSICAL INSTRUMENTS NES	64 677	318 875	192 524
4 MAGNETIC TAPE,UNRECORDED	535 292	1 056 656	638 495
5 OTH.BLANK RECORDNG MEDIA	99 436	420 665	255 403
6 MAGNETIC TAPES, RECORDED	49 497	267 114	161 029
7 OTHER RECORDED MEDIA	312 626	2 081 534	1 256 299
9 PARTS,MUSICAL INSTRUMENT	20 547	66 453	40 143
899 MISC MANUFCTRD GOODS NES	1 609 112	2 512 797	1 519 251
1 CARVED,MOULDED GOODS NES	8 501	23 162	14 028
2 ARTIFICIAL FLOWERS ETC.	185 935	296 321	178 872
3 CANDLES,MATCHES,ETC.	523 142	317 191	191 459
4 UMBRELLAS,WALKING-STICKS	276 553	250 215	151 589
6 ARTIFICIAL AIDS,DISABLED	19 656	911 420	550 830
7 BASKETS,BROOMS,BRUSH,ETC	462 947	336 501	203 635
8 SMALL-WARES,TOILETRS NES	82 972	262 863	159 152
9 MANUFACTURED GOODS,NES.	69 406	115 124	69 686
931 SPEC.TRANSACTION NOT CLASSD	7 507 784	26 773 460	16 239 831
961 COIN NONGOLD NONCURRENT	1 196	97 905	59 173
971 GOLD,NONMONTY EXCL ORES	2 552	2 360 178	1 428 406
972 MONETARY GOLD,GOLD COINS	138	292 414	178 536
TOTAL	4 230 832 131	566 495 199	342 737 248

4 IMPORTS AND EXPORTS (SPECIAL TRADE) BY GROUPS AND SUBGROUPS OF THE SITC-REV. III
4.2 EXPORTS

GROUP / SUBGROUP	1993 DT = 100 KG	1993 1 000 DM	1993 1 000 \$
001 LIVE ANIMALS	2 960 862	857 146	518 050
1 BOVINE ANIMALS, LIVE	2 042 795	572 190	345 391
2 SHEEP AND GOATS, LIVE	59 344	21 234	12 897
3 SWINE, LIVE	413 971	117 530	71 794
4 POULTRY, LIVE	412 705	87 939	52 812
5 EQUINE SPECIES, LIVE	23 620	43 137	26 020
9 LIVE ANIMALS, NES	8 427	15 116	9 136
011 BOVINE MEAT	5 074 878	2 199 922	1 330 034
1 BOVINE MEAT, FRSH, CHILLED	2 409 783	1 540 119	931 458
2 BOVINE MEAT, FROZEN	2 665 095	659 803	398 576
012 OTHER MEAT, MEAT OFFAL	2 406 678	682 086	412 220
1 MEAT OF SHEEP OR GOATS	14 604	8 954	5 412
2 MEAT OF SWINE	1 271 274	381 517	230 490
3 POULTRY, MEAT AND OFFAL	714 401	187 660	113 514
4 MEAT OF HORSES, MULES, ETC	478	191	117
5 EDIBLE OFFAL	383 806	78 547	47 528
9 MEAT, EDIBLE OFFAL, NES	22 115	25 217	15 159
016 MEAT, ED. OFFL, DRY, SLT, SMK	151 014	109 497	66 184
1 PIGMEAT, DRY, SALT, SMOKED	148 323	107 663	65 087
8 OTH. MEAT, OFF. DRY, SMK, SLT	2 691	1 834	1 097
017 MEAT, OFFL. PRPD, PRSVD, NES	763 043	546 586	330 014
1 EXTRACT, JUICE MEAT, FISH	660	1 611	976
2 SAUSAGE OF MEAT, OFFL. ETC	443 076	310 539	187 473
3 LIVER, PREPRD, PRESVD, NES	9 928	8 049	4 862
4 POULTRY, PRPD, PRSVD, NES	109 936	98 081	59 222
5 PORK, PREPRD, PRESVD, NES	165 185	104 974	63 381
6 BOV. MEAT, PRPD, PRSVD, NES	29 319	20 476	12 393
9 OTH. MEAT, PRPD, PRSVD NES	4 939	2 856	1 707
022 MILK AND CREAM	32 147 101	4 580 063	2 773 819
1 MILK EX. CONCENTD. SWEETND	19 125 127	1 498 348	905 554
2 MILK CONCENTD., SWEETENED	7 955 409	2 413 111	1 453 399
3 MILK PRODUCTS	1 926 512	507 490	307 187
4 WHEY, MILK PRODUCTS NES	3 140 053	161 114	97 679
023 BUTTER, OTHER FAT OF MILK	712 554	355 361	216 308
024 CHEESE AND CURD	3 575 711	2 226 747	1 344 755
1 CHEESE, POWDERED, GRATED	11 014	10 441	6 278
2 PROCESSED CHEESE, WHOLE	604 811	394 329	238 492
3 BLUE-VEINED CHEESE	90 166	94 470	57 098
9 OTHER CHEESE; CURD	2 869 720	1 727 507	1 042 887
025 EGGS, BIRDS, YOLKS, ALBUMIN	523 796	121 575	73 654
1 BIRDS' EGGS, IN SHELL	411 535	79 469	48 251
2 BIRD EGGS UNSHELLED; YOLKS	67 373	19 197	11 607
3 EGG ALBUMIN	44 888	22 909	13 796
034 FISH, FRESH, CHILLED, FROZN	1 100 425	355 460	214 667
1 FISH, FRESH, CHILLED, WHOLE	204 712	127 926	77 037
2 FISH, FROZEN EX. FILLETS	476 623	54 925	33 243
4 FISH FILLETS, FROZEN	267 351	138 461	83 755
5 FISH FILLETS, FRSH, CHILLD	151 739	34 148	20 632
035 FISH, DRIED, SALTED, SMOKED	25 053	26 839	16 136
1 FISH, DRIED, SALTED	4 219	3 664	2 229
2 FISH SALTED OR IN BRINE	10 574	6 033	3 656
3 FISH, SMOKED	8 867	16 844	10 071
4 FISH LIVER, ROE, DRD, SMKD.	160	78	47
5 FISH MEAL FIT FOR FOOD	1 233	220	133
036 CRUSTACEANS, MOLLUSCS ETC	293 327	64 805	39 101
1 CRUSTACEANS, FROZEN	12 678	14 447	8 721
2 CRUSTACEANS, NOT FROZEN	49 919	24 190	14 634
3 MOLLUSCS	230 730	26 168	15 746
037 FISH ETC. PREPD, PRSVD, NES	772 751	425 599	256 769
1 FISH, PREPRD, PRESVD, NES	754 268	402 222	242 675
2 CRUSTACEA, MOLLC. PRPD NES	18 483	23 377	14 094
041 WHEAT, MESLIN, UNMILLED	38 124 283	1 024 465	619 105
1 DURUM WHEAT, UNMILLED	92 890	3 949	2 401
2 OTH. WHEAT, MESLIN, UNMILLED	38 031 393	1 020 516	616 704
042 RICE	503 581	63 810	38 491
1 RICE IN THE HUSK	2 553	440	257
2 RICE HUSKED	17 443	2 476	1 491
3 RICE, MILLED, SEMI-MILLED	483 585	60 894	36 743
043 BARLEY, UNMILLED	18 096 624	365 862	220 498
044 MAIZE UNMILLED	2 186 646	110 259	66 693
1 MAIZE SEED	38 413	19 379	11 866
9 MAIZE, OTHER UNMILLED	2 148 233	90 880	54 827
045 OTHER CEREALS, UNMILLED	10 831 858	231 666	141 898

4 IMPORTS AND EXPORTS (SPECIAL TRADE) BY GROUPS AND SUBGROUPS OF THE SITC-REV. III
4.2 EXPORTS

GROUP / SUBGROUP	1993 DT = 100 KG	1993 1 000 DM	1993 1 000 \$
1 RYE, UNMILLED	10 731 429	226 739	138 924
2 OATS, UNMILLED	85 127	3 332	2 015
3 GRAIN SORGHUM, UNMILLED	181	16	9
9 BUCKWHEAT ETC. UNMILLED	15 121	1 579	950
046 MEAL, FLOUR OF WHEAT, MSLN	5 954 722	247 940	150 368
1 FLOUR OF WHEAT, MESLIN	5 561 898	227 527	138 024
2 GROATS, MEAL, PELLTS, WHEAT	392 824	20 413	12 344
047 OTHER CEREAL MEAL, FLOURS	1 597 885	44 900	27 202
1 OTHER CEREAL FLOURS	305 895	17 436	10 602
2 CEREAL GROAT, MEAL, PELLTS	1 291 990	27 464	16 600
048 CEREAL PREPARATIONS	7 399 859	1 913 902	1 156 833
1 CEREAL GRAINS, PREPARED NES	1 115 098	341 343	206 662
2 MALT, INCL. MALT FLOUR	2 940 344	148 842	89 839
3 PASTA, UNCOOKED, UNPREPARED	182 779	42 532	25 807
4 BREAD, BAKED GOODS	2 863 410	1 295 304	782 657
5 MIXES, DOUGHS FOR 048.4	298 228	85 881	51 868
054 VEGETABLES	9 102 292	524 233	317 750
1 POTATOES, FRESH, CHILLED	7 019 395	108 924	66 036
2 LEGUMES, DRIED, SHELLS	106 359	16 284	9 943
4 TOMATOES, FRESH, CHILLED	20 895	3 596	2 180
5 OTH. FRSH, CHLL. VEGETABLES	734 938	76 620	46 312
6 VEGETABLES FROZEN	292 998	59 557	36 033
7 VEGETABLES PROV. PRESERVED	14 942	5 073	3 077
8 VEG. PRODUCTS, ROOTS, TUBERS	912 765	254 179	154 169
056 VEGETABLES, PREPARED, PRESERVED, NES	1 607 493	431 691	260 869
1 VEGETABLES, DRIED	112 356	91 192	55 146
4 FRUIT, VEG. FLOUR, MEAL, FLK	139 171	31 668	19 157
6 VEGETABLE, UNPICKLED, FROZEN	502 513	75 133	45 438
7 VEG. PREPARED, PRESERVED, NES	853 453	233 698	141 128
057 FRUIT, NUTS EXCL. OIL NUTS	1 999 017	385 977	232 579
1 ORANGES, ETC.	290 414	30 614	18 341
2 OTH. CITRUS, FRESH, DRIED	73 578	8 012	4 817
3 BANANAS, FRESH OR DRIED	361 929	43 519	26 371
4 APPLES, FRESH	388 079	29 521	17 910
5 GRAPES, FRESH OR DRIED	140 960	20 726	12 463
6 FIGS, FRESH OR DRIED	10 748	3 843	2 304
7 EDIBLE NUTS FRESH, DRIED	298 024	152 039	91 593
9 FRUIT, FRESH, DRIED, NES	435 285	97 703	58 780
058 FRUIT, PRESERVED, PREPARED	1 452 974	521 468	315 365
1 JAMS, JELLIES, MARMALADES	214 523	59 183	35 879
2 FRUIT, NUTS PROV. PRESERVED	7 513	2 127	1 279
3 FRUIT, NUTS, FROZEN	223 695	52 901	31 907
9 FRUIT, NUTS, PRESERVED, PREPARED, NES	1 007 243	407 257	246 300
059 FRUIT, VEGETABLE JUICES	4 184 238	589 385	356 513
1 ORANGE JUICE	1 961 082	178 562	107 907
2 GRAPEFRUIT JUICE	58 614	7 454	4 522
3 JUICE, OTHER CITRUS FRUIT	8 899	1 867	1 124
9 JUICES, OTHER THAN CITRUS	2 155 643	401 502	242 960
061 SUGARS, MOLASSES, HONEY	20 607 259	1 255 527	753 636
1 SUGARS, BEET OR CANE, RAW	550 881	54 505	32 870
2 OTHER BEET, CANE SUGAR	16 055 920	888 614	532 618
5 MOLASSES	1 142 243	25 241	15 204
6 NATURAL HONEY	138 053	45 743	27 632
9 OTHER SUGARS	2 720 162	241 424	145 312
062 SUGAR CONFECTIONERY	1 024 353	479 599	290 039
1 FRUIT, ETC. PRESERVED BY SUGAR	5 927	2 900	1 718
2 SUGAR CONFECTIONERY	1 018 426	476 699	288 321
071 COFFEE, COFFEE SUBSTITUTE	1 586 261	1 001 541	605 293
1 COFFEE, NOT ROASTED	669 403	215 868	130 608
2 COFFEE, ROASTED	670 986	385 670	232 726
3 EXTRACTS, ETC. OF COFFEE	245 872	400 003	241 959
072 COCOA	971 060	267 773	162 035
1 COCOA BEANS	16 824	3 153	1 917
2 COCOA POWDER, UNSWEETENED	237 123	55 629	33 753
3 COCOA PASTE	452 698	132 168	79 870
4 COCOA BUTTER, FAT OR OIL	130 884	75 600	45 760
5 COCOA SHELLS, HUSKS, SKINS	133 531	1 223	735
073 CHOCOLATE, OTH. COCOA PREP	2 189 541	1 218 105	735 307
1 COCOA POWDER, SWEETENED	125 382	43 194	26 307
2 OTH. COCOA PREP. OVER 2KG.	378 966	142 131	85 914
3 OTH. COCOA PREP. LESS 2KG.	775 183	465 863	281 094
9 FOOD PREP. WITH COCOA, NES	910 010	566 917	341 992
074 TEA AND MATE	126 755	112 807	68 163
1 TEA WHETHER OR NOT FLAVOUR	117 764	94 499	57 070
3 MATE; EXTRACTS, ETC. OF TEA	8 991	18 308	11 093
075 SPICES	103 109	96 966	58 439

4 IMPORTS AND EXPORTS (SPECIAL TRADE) BY GROUPS AND SUBGROUPS OF THE SITC-REV. III
4.2 EXPORTS

GROUP / SUBGROUP	1993 DT = 100 KG	1993 1 000 DM	1993 1 000 \$
1 PEPPER, DRY, CRUSHED, GROUND	40 013	27 377	16 529
2 SPICES, EX. PEPPER, PIMENTO	63 096	69 589	41 910
081 ANIMAL FEED STUFF	43 016 024	2 242 766	1 356 872
1 HAY, FODDER, GREEN OR DRY	2 530 448	36 845	22 267
2 BRAN, SHARPS, OTH. RESIDUES	2 298 949	54 896	33 270
3 OIL-CAKE, OILSEED RESIDUE	20 277 649	665 741	402 200
4 FLR. ETC. MEAT, FSH, AN. FEED	3 318 318	198 924	120 321
5 VEGETABLE RESIDUES, WASTE	4 257 881	59 026	35 716
9 FOOD WASTE, ANIMAL FEEDS	10 332 779	1 227 334	743 098
091 MARGARINE AND SHORTENING	1 100 038	171 230	103 875
098 EDIBLE PROD. PREPRTNS, NES	4 508 175	1 924 193	1 164 369
1 HOMOGENIZED FOOD PREPRTNS	220 756	103 150	62 704
4 SAUCE, SEASONING, CONDIMENT	968 989	236 969	143 147
5 SOUPS AND BROTHS	186 353	94 478	57 184
6 YEASTS	374 674	26 010	15 724
9 FOOD PREPARATIONS, NES	2 757 403	1 463 586	885 610
111 NON-ALCOHOL. BEVERAGE, NES	87 233 653	373 949	226 525
112 ALCOHOLIC BEVERAGES	12 185 185	2 085 425	1 258 357
1 WINE OF FRESH GRAPES	3 062 916	699 004	422 129
2 FERMENTED BEVERAGES, NES	144 079	34 206	20 492
3 BEER ETC. MADE FROM MALT	7 242 964	913 758	552 349
4 SPIRITS	1 735 206	438 457	263 387
121 TOBACCO, UNMANUFACTURED	163 679	105 845	63 637
1 TOBACCO, NOT STRIPPED, ETC	34 725	15 570	9 426
2 TOBACCO, STEMMED, STRIPPED	86 018	87 332	52 436
3 TOBACCO REFUSE	42 938	2 943	1 775
122 TOBACCO, MANUFACTURED	902 403	1 948 890	1 177 251
1 CIGARS, CHEROOT, CIGARILLO	2 940	26 167	15 801
2 CIGARETTES CONTG. TOBACCO	821 827	1 812 276	1 094 603
3 OTH. MANUFACTURED TOBACCO	77 636	110 447	66 847
211 HIDES, SKINS (EX. FURS), RAW	1 438 918	389 959	236 356
1 BOVINE, EQUINE HIDES, SKIN	1 215 763	322 586	195 459
2 WHOLE BOVIN. HIDE < 8KG DRY	101 209	37 903	23 094
4 GOAT, KID SKIN, EX. FURSKIN	136	309	188
6 SHEEP SKIN, EXCEPT FURSKIN	64 262	10 788	6 503
7 SHEEP SKIN WITHOUT WOOL	640	354	216
9 HIDE, SKIN NES, LTHR. WASTE	56 908	18 039	10 896
212 FURSKINS, RAW	2 481	46 683	28 073
1 MINK SKINS, RAW, WHOLE	1 685	38 581	23 215
2 OTHER RAW FURSKINS	796	8 097	4 855
3 FUR PCS. ETC. FURRIER USE	-	5	3
222 OILSEED (SFT. FIX VEG. OIL)	8 066 289	337 485	203 516
1 GROUNDNUTS (PEANUTS)	49 986	8 303	4 969
2 SOYA BEANS	74 293	5 393	3 262
4 SUNFLOWER SEEDS	321 701	18 323	11 076
5 SESAME (SESAMUM) SEEDS	9 385	2 021	1 219
6 RAPE, COLZA, MUSTARD SEEDS	7 610 851	303 427	182 982
7 SAFFLOWER SEEDS	73	18	8
223 OILSEED (OTH. FIX. VEG. OIL)	115 717	12 867	7 754
4 LINSEED	48 707	3 877	2 344
5 CASTOR OIL SEEDS	1	12	8
7 OIL SEEDS, ETC. NES	15 254	4 927	2 965
9 FLOUR, MEAL, FROM OILSEEDS	51 755	4 051	2 437
231 NATURAL RUBBER, ETC.	111 088	21 678	13 077
1 NATURAL RUBBER LATEX	39 885	8 602	5 206
2 NATURAL RUBBER EXC. LATEX	70 717	13 018	7 836
3 OTHER NATURAL GUMS	486	58	35
232 SYNTHETIC RUBBER, ETC.	4 124 129	737 006	446 209
1 SYNTHETIC RUBBER	3 963 063	724 380	438 566
2 RECLMD. UNHND. RUBBER; WASTE	161 066	12 626	7 643
244 CORK, NATURAL, RAW; WASTE	1 084	601	351
245 FUEL WOOD, WOOD CHARCOAL	107 830	4 320	2 626
246 WOOD IN CHIPS, PARTICLES	14 226 586	115 019	69 474
1 WOOD IN CHIPS, PARTICLES	5 734 267	42 652	25 677
2 SAWDUST, WOOD WASTE, SCRAP	8 492 319	72 367	43 797
247 WOOD ROUGH, ROUGH SQUARED	33 111 759	450 823	272 667
3 WOOD ROUGH, PAINTED, PRSVD	513 728	9 721	5 887
4 WOOD, CONIF, ROUGH, UNTRTD	26 385 310	355 551	214 874
5 WOOD, NON-CONIF, ROUGH, UNT	6 212 721	85 551	51 906
248 WOOD, SIMPLY WORKED	8 284 128	607 030	367 086
1 RAILWAY, TRAMWAY SLEEPERS	118 956	7 547	4 621
2 WOOD, CONIFER, SAWN	5 837 860	305 957	184 886
3 WOOD, CONIF, WORKED, SHAPED	353 762	74 738	45 177
4 WOOD, NON-CONIFER, SAWN	1 833 467	167 307	101 241
5 WOOD, NON-CONIF. WRKD, SHPD	140 083	51 481	31 161
251 PULP AND WASTE PAPER	23 609 677	340 276	205 860

4 IMPORTS AND EXPORTS (SPECIAL TRADE) BY GROUPS AND SUBGROUPS OF THE SITC-REV. III
4.2 EXPORTS

GROUP / SUBGROUP	1993 DT = 100 KG	1993 1 000 DM	1993 1 000 \$
1 WASTE, SCRAP PAPER, PBOARD	21 592 609	144 237	87 228
2 MECHANICAL WOOD PULP	40 322	2 001	1 215
3 CHEM. WOOD PULP, DISSOLVING	125 992	5 489	3 312
4 CHEM. WOOD PULP, SODA, UNBL	4 466	339	206
5 CHEM. WOOD PULP, SODA, BLCH	158 895	11 106	6 767
6 CHEM. WOOD PULP, SULPHITE	1 471 075	137 606	83 254
9 SEMI-CHEMICAL PULPS	216 318	39 498	23 878
261 SILK	17 954	37 219	22 535
3 RAW SILK (NOT THROWN)	5 335	23 589	14 278
4 SILKWORM COCOONS & WASTE	12 619	13 630	8 257
263 COTTON	560 274	101 541	61 653
1 COTTON, NOT CARDED, COMBED	138 699	35 956	21 912
2 COTTON LINTERS	174 270	32 667	19 816
3 COTTON WASTE	244 030	30 994	18 765
4 COTTON, CARDED OR COMBED	3 275	1 924	1 160
264 JUTE, OTH. TEXTL. BAST FIBR	3 185	492	295
1 JUTE, TEXTL. BAST FIBR. RAW	394	148	89
9 OTHER JUTE ETC.	2 791	344	206
265 VEGETABLE TEXTILE FIBRES	28 367	5 759	3 464
1 FLAX, WASTE FLAX	9 436	2 070	1 245
2 TRUE HEMP, WASTE TRUE HMP	221	486	288
4 SISAL, AGAVE FIBRES, WASTE	6 257	267	158
5 ABACA, MANILA HEMP, WASTE	22	9	5
7 COCONUT FIBRE AND WASTE	8 370	843	507
8 VEG. TEXTILE FIBRES, NES	4 061	2 084	1 261
266 SYNTHETIC FIBRES	3 704 059	1 078 326	652 907
5 SYNTH. STAPLE FIBRE, UNPRD	2 677 791	794 252	481 050
6 SYNTHETIC FILAMENT TOW	938 890	241 858	146 223
7 SYN. STAPLE FIBR, SPINNING	87 378	42 216	25 634
267 OTHER MAN-MADE FIBRES	1 249 209	419 547	253 354
1 ARTIFICIAL FIBR, SPINNING	812 289	366 174	221 066
2 WASTE, MAN-MADE FIBRES	436 920	53 373	32 288
268 WOOL, OTHER ANIMAL HAIR	460 832	377 707	228 566
1 WOOL, GREASY	44 386	6 886	4 140
2 OTHER WOOL, UNPROCESSED	48 661	27 114	16 483
3 FINE ANIMAL HAIR, UNPROCD	13 951	40 784	24 688
5 HORSEHAIR, CRSE. ANML. HAIR	5 043	3 002	1 813
6 WASTE WOOL, ANIMAL HAIR	59 577	21 652	13 087
7 WOOL, ANIMAL HAIR, CARDED	289 214	278 269	168 355
269 WORN CLOTHING, TEXTL. ARTL	2 581 414	246 319	149 307
272 FERTILIZERS, CRUDE	1 021 943	22 688	13 762
1 ANIMAL, VEG., FERTILIZERS	320 647	9 867	5 862
2 SODIUM NITRATE	143 855	8 871	5 382
3 NATURAL CALC. PHOSPHATES	19 377	215	133
4 CRUDE NATRL. POTASS. SALTS	538 064	3 935	2 385
273 STONE, SAND AND GRAVEL	199 562 612	397 103	240 069
1 BUILDING, DIMENSION STONE	2 573 456	15 313	9 232
2 GYPSUM, LIMESTONE ETC.	10 446 780	62 679	37 848
3 SANDS, NATRL. NOT MTL. BRNG	72 517 746	94 351	57 080
4 GRAVEL, CRUSHD. STONE, AGGR	114 024 630	224 760	135 909
274 SULPHUR, UNRSTD. IRON PYRS	7 905 735	64 122	38 800
1 SULPHUR, EXCLDNG. PURIFIED	7 877 161	62 983	38 112
2 IRON PYRITES, UNROASTED	28 574	1 139	688
277 NATURAL ABRASIVES, NES	4 408 138	111 253	67 200
1 INDUSTRIAL DIAMONDS	-	10 316	6 189
2 NATURAL ABRASIVES, NES	4 408 138	100 937	61 011
278 OTHER CRUDE MINERALS	96 765 808	763 939	462 129
2 CLAY, REFRACT. MINERAL, NES	28 675 211	321 747	194 781
3 SODIUM CHLORIDE, ETC.	23 792 738	137 827	83 142
4 ASBESTOS	1 400	167	101
5 QUARTZ, MICA, FELSPAR, ETC.	1 758 256	34 242	20 711
6 SLAG, DROSS, ETC. NES	30 944 644	56 333	34 095
9 MINERALS, CRUDE, NES	11 593 559	213 623	129 299
281 IRON ORE, CONCENTRATES	1 113 786	3 697	2 228
4 ROASTED IRON PYRITES	111 036	230	139
5 IRON ORE, CONCNTR. NOT AGG	1 002 750	3 467	2 089
282 FERROUS WASTE AND SCRAP	85 196 815	1 532 055	928 514
1 WASTE, SCRAP OF CAST IRON	3 916 729	55 614	33 779
2 WASTE, SCRAP, ALLOY STEEL	4 582 589	291 436	177 244
3 OTHR. FERROUS WASTE, SCRAP	76 697 497	1 185 005	717 491
283 COPPER ORES, CONCENTRATES	33 513	2 708	1 689
1 COPPER ORES, CONCENTRATES	31 269	2 476	1 545
2 COPPER MATTES, ETC.	2 244	232	144
284 NICKEL ORES, CONCTR. MATTE	130	152	94
2 NICKEL MATTES, SINTRS. ETC	130	152	94
285 ALUMINIUM ORE, CONCTR. ETC	2 082 489	163 871	99 093

4 IMPORTS AND EXPORTS (SPECIAL TRADE) BY GROUPS AND SUBGROUPS OF THE SITC-REV. III
4.2 EXPORTS

GROUP / SUBGROUP	1993 DT = 100 KG	1993 1 000 DM	1993 1 000 \$
1 ALUMINIUM ORE, CONCENTRAT	340 969	8 606	5 190
2 ALUMINA (ALUMINIUM OXIDE)	1 741 520	155 265	93 903
286 URANIUM, THORIUM ORES, ETC	424	1	1
1 URANIUM ORE, CONCENTRATES	424	1	1
287 ORE, CONCENTR. BASE METALS	610 552	33 544	20 383
4 LEAD ORES, CONCENTRATES	26 726	81	49
5 ZINC ORES, CONCENTRATES	57 810	2 609	1 609
6 TIN ORES, CONCENTRATES	11	4	2
7 MANGANESE ORES, CONCENTRS	365 312	5 091	3 072
8 ORE ETC. MOLYBDEN. NIOB. ETC	45 463	21 929	13 328
9 OTH. NON-FERR. ORE, CONCNTR	115 230	3 830	2 323
288 NON-FERROUS WASTE, SCRAP	7 606 584	986 003	597 920
1 ASH, RESIDUES METALS NES	1 950 145	118 934	71 986
2 OTH. NON-FERR. METAL WASTE	5 656 439	867 069	525 934
289 PREC. METAL ORES, CONCNTRTS	15 800	43 873	26 564
1 PREC. MTL. ORE, CONCENTRATS	-	14	6
2 PREC. METAL WASTE, SCRAP	15 800	43 859	26 558
291 CRUDE ANIMAL MATERLS. NES	3 052 726	384 471	232 111
1 BONE, HORN, IVOR. CORAL, ETC	1 762 799	31 172	18 811
9 OTH. ANIMAL MATERIALS NES	1 289 927	353 299	213 300
292 CRUDE VEG. MATERIALS, NES	1 217 784	982 221	595 377
2 NATURAL GUMS, RESINS, ETC.	43 146	37 238	22 529
3 VEG. MATERIAL, FOR PLAITING	12 457	2 633	1 592
4 PLANTS, PHARMC., PERFM. ETC	139 599	114 952	69 608
5 SEEDS, ETC., FOR SOWING	243 098	284 418	172 623
6 BULBS, CUTTINGS, LIVE PLANT	516 446	226 000	137 338
7 CUT FLOWERS AND FOLIAGE	100 781	65 597	39 571
9 MATERIAL VEG. ORIGIN, NES	162 257	251 383	152 116
321 COAL, NOT AGGLOMERATED	9 700 108	271 745	164 379
1 ANTHRACITE, NOT AGGLOMRD	6 829 682	218 766	132 203
2 OTH. COAL, NOT AGGLOMERATD	2 870 426	52 979	32 176
322 BRIQUETTES, LIGNITE, PEAT	31 286 392	425 698	258 035
1 BRIQUETTES, COAL	2 236 437	74 089	44 809
2 LIGNITE	7 360 308	115 445	69 705
3 PEAT	21 689 647	236 164	143 521
325 COKE, SEMI-COKE, RET. CARBN	6 518 125	172 850	104 808
333 PETROLEUM OILS, CRUDE	369 144	5 785	3 385
334 PETROLEUM PRODUCTS	148 470 679	4 398 534	2 658 962
1 MOTOR GASOLINE, LIGHT OIL	41 793 257	1 416 022	857 108
2 KEROSENE, MEDIUM OILS	16 934 501	661 284	400 007
3 GAS OILS	35 391 747	1 101 856	655 755
4 FUEL OILS, NES	50 578 659	707 857	426 690
5 LUBRICANTS	3 772 515	511 515	309 402
335 RESIDUAL PETROL. PRODUCTS	18 719 849	673 663	407 215
1 PETROLEUM JELLY, WAX ETC	2 203 739	254 244	153 712
2 MINERAL TARS AND PRODUCT	2 942 841	81 483	49 270
3 MINERAL TAR PITCH, P. COKE	2 247 524	83 271	50 284
4 PETROLM. BITUMEN, COKE, ETC	11 325 745	254 665	153 949
342 LIQUEFIED PROPANE, BUTANE	5 076 999	142 426	86 091
1 PROPANE, LIQUEFIED	1 471 048	45 838	27 756
5 BUTANES, LIQUEFIED	3 605 951	96 588	58 335
343 NATURAL GAS	14 163 153	431 210	260 554
1 NATURAL GAS, LIQUEFIED	1 833	246	147
2 NATURAL GAS, GASEOUS	14 161 320	430 964	260 407
344 PETROLEUM GASES, NES	2 005 205	51 707	31 361
1 ETHYLENE, ETC., LIQUEFIED	1 260 572	41 802	25 365
2 GAS. HYDROCARBON, LIQ., NES	169 953	4 692	2 835
9 GAS. HYDROCARBON, GAS., NES	574 680	5 213	3 161
351 ELECTRIC CURRENT, MWH	16 653 270	881 320	532 536
411 ANIMAL OILS AND FATS	2 084 400	150 914	91 202
1 FAT, OIL, FISH, MAR. MAMMALS	35 527	3 917	2 373
2 LARD; OTH. PIG, POULTRY FAT	734 141	51 213	30 936
3 ANIMAL OIL, FAT, GREAS. NES	1 314 732	95 784	57 893
421 FIXED VEG. FAT, OILS, SOFT	9 383 498	756 859	457 339
1 SOYA BEAN OIL, FRACTIONS	1 798 286	143 046	86 790
2 COTTON SEED OIL, FRACTION	1 213	185	111
3 GROUNDNUT OIL, FRACTIONS	6 930	1 541	928
4 OLIVE OIL ETC.	4 374	2 116	1 268
5 SUNFLOWER SEED OIL, ETC.	637 688	62 945	38 126
6 MAIZE (CORN) OIL, FRACTIONS	74 628	9 092	5 486
7 RAPE, COLZA, MUSTARD OIL	6 858 260	537 014	324 079
8 SESAME OIL, FRACTIONS	2 119	920	551
422 FIXED VEG. FAT, OILS, OTHER	1 039 250	107 359	64 777

4 IMPORTS AND EXPORTS (SPECIAL TRADE) BY GROUPS AND SUBGROUPS OF THE SITC-REV. III
4.2 EXPORTS

GROUP / SUBGROUP	1993 DT = 100 KG	1993 1 000 DM	1993 1 000 \$
1 LINSEED OIL, FRACTIONS	441 101	33 058	19 897
2 PALM OIL, FRACTIONS	287 479	30 114	18 153
3 COCONUT OIL, FRACTIONS	151 380	17 085	10 376
4 PALM KERNEL OIL, FRACTNS	45 488	3 677	2 163
5 CASTOR OIL, FRACTIONS	46 517	7 726	4 664
9 OTH.FIXD VEG.FAT,EX.SOFT	67 285	15 639	9 534
431 ANIMAL,VEG.FATS,OILS,NES	5 740 659	548 345	331 857
1 FAT,OIL,ANIMAL,VEG.PROCD	2 054 011	148 809	90 148
2 FAT,OIL,AN,VEG.PRTLY,PRCD	1 210 445	160 149	96 831
3 FATTY ACID.ETC.FROM WAX	2 463 554	233 104	141 063
4 WAXES,ANIMAL,VEG. ORIGIN	12 649	6 283	3 815
511 HYDROCARBONS,NES,DERIVTS	25 144 089	1 738 530	1 050 989
1 ACYCLIC HYDROCARBONS	6 378 721	360 910	218 393
2 CYCLIC HYDROCARBONS	12 525 867	726 804	439 237
3 HALOGEN.DERV.HYDROCARBON	5 778 619	546 587	330 320
4 SULPH.ETC.DERV.HYDROCARB	460 882	104 229	63 039
512 ALCOHOL,PHENOL,ETC.DERIV	16 000 160	2 144 200	1 296 625
1 ACYCLIC MONOHYDRIC ALCHL	8 621 384	949 691	573 939
2 OTH.ACYCLIC ALCOHOL,DERV	4 610 669	700 680	423 642
3 CYCLIC ALCOHOLS,DERIVATS	117 529	85 335	51 600
4 PHENOLS,PHENOL-ALCH.DERV	2 650 578	408 494	247 444
513 CARBOXYLIC ACIDS,DERIVTS	12 274 991	2 314 889	1 400 671
7 MONOCARBOXYLIC ACIDS,DRV	7 156 929	1 386 401	838 501
8 POLYCARBOXYLIC ACIDS,ETC	4 518 518	555 794	336 540
9 CARBOXYLIC ACIDS ETC.	599 544	372 694	225 630
514 NITROGEN-FUNCT.COMPOUNDS	7 242 262	3 643 210	2 205 291
5 AMINE-FUNCTION COMPOUNDS	1 774 261	784 040	474 362
6 OXYGEN-FUNCT.AMINO-COMP.	1 449 441	1 015 436	613 922
7 CARBOXYAMIDE-FUNC.COMPDS	1 160 351	698 813	423 634
8 OTH.NITROGEN-FUNC.COMPDS	2 858 209	1 144 921	693 373
515 ORGANO-INORGANIC COMPND	2 650 915	4 438 100	2 681 501
4 ORGANO-SULPHUR COMPOUNDS	581 202	421 743	255 346
5 OTHR.ORGANO-INORGAN.COMP	407 401	453 174	274 704
6 LACTAMS;HETEROCYCL.COMP.	653 185	415 516	250 774
7 OTH.HETEROCYCL.COMP.NUCL	988 659	2 924 440	1 765 344
8 SULPHONAMIDES	20 474	223 227	135 333
516 OTHER ORGANIC CHEMICALS	9 626 714	2 013 595	1 219 012
1 ETHER,ALCHL PEROXIDE,ETC	5 499 346	794 436	481 355
2 ALDEHYDE ETC FNCT CMPNDS	3 647 152	659 976	399 646
3 ESTRS,INORGANIC ACID,ETC	383 174	235 470	142 575
9 ORGANIC CHEMICALS, NES	97 042	323 713	195 436
522 INORGANIC CHEM.ELEMENTS	36 271 270	2 327 865	1 408 043
1 CARBON NES,CARBON BLACK	1 255 593	212 321	128 442
2 OTHER CHEMICAL ELEMENTS	1 567 448	233 196	140 778
3 INORGANIC ACID,OXIDE ETC	11 916 525	545 594	329 796
4 HALOGEN.SULPH.COMP.NON-MTL	649 006	114 478	69 202
5 ZINC,CHROM.IRON ETC.OXID	2 127 847	562 160	340 104
6 OTH.INORGAN.BASES,OXIDES	18 754 851	660 116	399 721
523 METAL.SALTS,INORGAN.ACID	19 522 631	1 531 512	925 258
1 FLUORIDES ETC.	332 089	133 140	80 290
2 CHLORIDE,BROMIDE,IODIDES	2 450 331	164 821	99 592
3 HYPOCHLORITES, ETC.	260 376	18 481	11 170
4 SULPHIDES,SULPHATES ETC.	4 634 299	376 574	227 732
5 NITRITES; NITRATES	429 031	40 158	24 211
6 PHOSPHITES,PHOSPHATE,ETC	1 645 413	258 488	156 248
7 CARBONATES,PERCARBONATES	7 426 828	298 221	179 998
8 OTH.METL.SALT,INORG.ACID	2 342 264	241 629	146 017
524 OTHER CHEMICAL COMPOUNDS	908 751	524 020	316 406
3 METALLIC ACID SALTS, ETC	262 189	286 322	172 557
9 INORGANIC CHEMICALS NES	646 568	237 698	143 849
525 RADIO-ACTIVE MATERIALS	22 208	337 232	202 671
1 RADIO-ACTIVE CHEMICALS	20 991	329 223	197 872
9 STBL.ISOTOPE;RARE EARTHS	1 217	8 009	4 799
531 SYNTH.COLOURS,LAKES,ETC.	1 725 866	3 591 305	2 173 858
1 SYNTH.ORGANIC DYESTUFFS	1 213 096	3 231 783	1 956 145
2 SYNTH.BRIGHTENERS,LAKES	512 770	359 522	217 713
532 DYEING,TANNING MATERIALS	989 289	225 532	136 474
2 DYES,TANNING EXTRACT ETC	13 383	19 172	11 591
3 SYNTHETIC TANNING SUBSTS	975 906	206 360	124 883
533 PIGMENTS, PAINTS, ETC.	11 041 165	4 655 887	2 818 667
1 OTHER COLOURING MATTER	2 613 699	1 011 522	613 061
2 PRINTING INK	850 603	662 138	400 569
4 PAINTS,VARNISHES ETC.	2 681 322	1 946 169	1 178 255
5 GLAZE,ENAMEL,DRIERS ETC.	4 895 541	1 036 058	626 782
541 MEDICINES,ETC.EXC.GRP542	535 925	5 062 720	3 060 357
1 PROVITAMINS,VITAMINS,ETC	236 985	991 562	599 107
3 ANTIBIOTICS,EXCPT GRP542	29 800	349 324	210 535
4 VEG.ALKALOIDS,EXC.GRP542	73 034	506 008	306 299
5 HORMONES,ETC.EXCP.GRP542	1 566	402 039	243 151
6 GLYCOSIDES; GLANDS ETC.	34 152	1 158 021	700 071
9 PHARM.GOODS,EXC.MEDCMNTS	160 388	1 655 766	1 001 194

4 IMPORTS AND EXPORTS (SPECIAL TRADE) BY GROUPS AND SUBGROUPS OF THE SITC-REV. III
4.2 EXPORTS

GROUP / SUBGROUP	1993 DT = 100 KG	1993 1 000 DM	1993 1 000 \$
542 MEDICAMENTS	1 062 800	7 510 645	4 539 513
1 MEDICAMENTS, ANTIBIOTICS	28 685	410 140	247 172
2 MEDICAMENTS, HORMONES ETC	28 436	675 964	408 324
3 MEDICAMENTS, ALKALOID, ETC	19 123	138 595	83 878
9 MEDICAMENTS, NES	986 556	6 285 946	3 800 139
551 ESSNTL. OIL, PERFUME, FLAVR	322 019	740 182	447 230
3 ESSENTIAL OILS	18 114	35 817	21 610
4 FLAVOURS, INDUSTRIAL USE	303 905	704 365	425 620
553 PERFUMERY, COSMETICS, ETC.	1 754 708	2 259 603	1 365 727
1 PERFUMES, TOILET WATERS	49 700	365 637	220 308
2 COSMETICS, MAKE-UP ETC.	324 103	773 210	467 972
3 PREPARATIONS FOR HAIR	620 704	432 281	260 988
4 PREP. ORAL, DENTAL HYGIENE	226 390	200 579	121 598
5 TOILETRIES, ETC.	533 811	487 896	294 861
554 SOAP, CLEANERS, POLISH, ETC	9 144 855	2 423 964	1 466 609
1 SOAP	587 140	239 212	144 569
2 DETERGENTS, EXCEPT SOAP	8 159 890	2 028 903	1 227 755
3 POLISHES, CREAMS, ETC.	397 825	155 849	94 285
562 FERTILIZER, EXCEPT GRP272	62 403 120	1 243 831	752 502
1 NITROGENOUS CHEM. FERTILZR	19 682 458	353 121	212 594
2 PHOSPHATIC CHEM. FERTILZRS	833 921	19 806	11 968
3 POTASSIC CHEM. FERTILIZER	38 116 061	710 744	430 711
9 FERTILIZERS, NES	3 770 680	160 160	97 229
571 POLYMERS OF ETHYLENE	10 980 291	1 431 532	866 933
1 POLYETHYLENE	9 293 607	1 157 813	701 255
2 ETHYL-VINYL ACET. COPOLYM	452 530	88 652	53 662
9 OTH. POLYMERS OF ETHYLENE	1 234 034	185 067	112 016
572 POLYMERS OF STYRENE	5 650 725	1 153 632	698 766
1 POLYSTYRENE	2 987 100	539 932	326 794
9 OTHER STYRENE POLYMERS	2 663 625	613 700	371 972
573 POLYMERS, VINYL CHLORIDE	6 371 449	1 168 810	707 979
1 POLYVINYL CHLORIDE	5 393 977	820 225	496 979
9 OTH. VINYL CHLD. COPOLYMER	977 472	348 585	211 000
574 POLYACETAL, POLYCARBONATE	6 831 194	2 529 534	1 532 051
1 POLYACETAL, OTH. POLYETHRS	2 250 917	797 646	483 042
2 EPOXIDE RESINS	649 869	326 387	197 540
3 POLYCARBONATES, ETC.	3 930 408	1 405 501	851 469
575 OTH. PLASTIC, PRIMARY FORM	22 437 924	6 874 454	4 162 820
1 PROPYLENE POLYMERS ETC.	6 044 742	815 840	494 446
2 ACRYLIC POLYMERS	4 466 569	1 280 911	775 712
3 POLYAMIDES	2 137 400	1 010 287	611 739
4 AMINO, PHENOLIC RESIN ETC	5 013 768	1 181 037	714 952
5 CELLULOSE ETC. NES	748 293	471 012	285 277
9 PLASTICS, NES	4 027 152	2 115 367	1 280 694
579 PLASTIC WASTE, SCRAP ETC	1 639 418	81 600	49 310
1 WASTE, ETHYLENE POLYMERS	774 048	19 929	12 056
2 WASTE, STYRENE POLYMERS	44 693	2 043	1 228
3 WASTE, VINYL CHLORIDE POL	246 935	8 477	5 130
9 OTHR. PLASTIC WASTE, SCRAP	573 682	51 151	30 896
581 PLASTIC TUBE, PIPE, HOSE	1 222 446	1 282 928	776 499
1 ARTIFIC. SAUSAGE CASINGS	81 703	235 980	142 823
2 TUBES, PIPES, HOSES, RIGID	468 577	247 532	149 663
3 FLEXIBLE TUBE, PIPE, HOSES	28 157	37 897	22 932
4 TUBE, NOT REINF., NO FITTINGS	350 718	348 981	211 174
5 TUBE, NOT REINF., FITTINGS	30 486	27 774	16 816
6 OTH. TUBES, PIPES, HOSES	84 259	81 678	49 468
7 FITTINGS FOR TUBE, PLASTIC	178 546	303 086	183 623
582 PLASTIC PLATE, SHEETS, ETC	36 478 488	5 093 467	3 083 367
1 PLSTC SHEET ETC. SELF-ADH	535 987	587 433	355 518
2 OTH. PLATE, SHEET, ETC.	34 411 060	3 099 877	1 876 374
9 OTH. PLATES, ETC. PLASTIC	1 531 441	1 406 157	851 475
583 MONOFILAMENT OF PLASTICS	1 220 681	796 743	482 175
1 MONOFILAMENT, OF ETHYLENE	19 024	20 441	12 369
2 MONOFILAMENT, VINYL CHLRO	1 080 282	630 967	381 842
9 MONOFILAMENT, OTH. PLASTIC	121 375	145 335	87 964
591 INSECTICIDES, ETC.	1 561 832	2 110 207	1 279 344
1 INSECTICIDES, RETAIL SALE	189 093	377 731	230 122
2 FUNGICIDES, RETAIL SALE	519 557	739 444	447 672
3 HERBICIDES, RETAIL SALE	408 419	717 079	434 431
4 DISINFECTANT, ETC. RETAIL	444 763	275 953	167 119
592 STARCHES, INULIN, ETC.	6 122 582	1 342 559	812 195
1 STARCHES, INULIN, GLUTEN	3 159 309	224 157	135 840
2 ALBUMINOIDAL SUBSTS. ETC	2 963 273	1 118 402	676 355
593 EXPLOSIVES, PYROTECHNICS	152 921	170 538	103 167

4 IMPORTS AND EXPORTS (SPECIAL TRADE) BY GROUPS AND SUBGROUPS OF THE SITC-REV. III
4.2 EXPORTS

GROUP / SUBGROUP	1993 DT = 100 KG	1993 1 000 DM	1993 1 000 \$
1 PROPELLNT,PRPD.EXPLOSIVE	84 688	45 619	27 629
2 DETONATORS,FUSES ETC.	9 055	51 048	30 972
3 FIREWORKS,FLARES,ETC.	59 178	73 871	44 566
597 PREPRD ADDITIVES,LIQUIDS	2 943 480	1 058 128	639 651
2 ADDITIVE FOR MINERAL OIL	1 093 039	397 813	240 503
3 HYDRCL.LIQD.,ANTI-FREEZE	506 991	98 693	59 472
7 LUBRICATING PREPARATIONS	1 343 450	561 622	339 676
598 MISC.CHEMICAL PROOTS.NES	26 241 647	6 861 284	4 152 595
1 WOOD-,RESIN-BASE CHEM.PR	685 046	62 673	37 851
3 ARTIFICIAL,PREPARED WAXS	574 511	219 000	132 516
4 MIXED ALKYLBNZS.ETC.NES	359 978	42 481	25 617
5 CHEM.ELMNTS FOR ELECTRONC	1 820	410 777	247 935
6 ORGANIC CHEM.PRODCTS,NES	1 853 720	1 122 872	679 138
8 CATALYSTS,ETC.NES	595 253	665 014	402 544
9 CHEM.PRODUCTS ETC.NES	22 171 319	4 338 467	2 626 994
600 CPL IND PLANT CHAP 69-76	357 340	616 832	373 778
611 LEATHER	715 359	1 020 059	617 382
2 COMPOSITION LEATHER	164 717	62 842	38 002
3 WHOLE BOVINE SKIN LEATHR	35 165	52 020	31 501
4 OTH.BOVINE,EQUINE LEATHR	478 099	759 444	459 790
5 SHEEP,LAMB SKIN LEATHER	5 849	43 210	26 111
6 GOAT OR KID SKIN LEATHER	6 450	46 476	28 108
7 LEATHER OF OTHER ANIMALS	23 594	48 520	29 306
8 LEATHER,SPECIAL FINISH	1 485	7 547	4 564
612 MANUFACT.LEATHER ETC.NES	19 866	98 156	59 298
1 LEATHER BELTING ETC.	1 532	21 091	12 729
2 SADDLERY AND HARNESS	13 433	53 171	32 153
9 OTH.LEATHER ARTICLES NES	4 901	23 894	14 416
613 FURSKINS,TANNED,DRESSED	12 300	174 240	105 032
1 WHOLE FURS,NOT ASSEMBLED	8 828	157 325	94 809
2 HEADS, TAILS, PAWS ETC.	2 726	2 320	1 401
3 WHOLE FURS ETC.ASSEMBLED	746	14 595	8 822
621 MATERIALS OF RUBBER	1 605 419	1 209 933	731 313
1 COMPOUNDED RUBBER,UNVULC	800 000	286 254	172 999
2 OTH.FORMS UNVULCD.RUBBER	28 216	25 827	15 588
3 VULCANIZED RUBBER	573 395	384 412	232 458
4 VULC.RUBBER TUBES,PIPE\$	203 808	513 440	310 268
625 RUBBER TYRES,TUBES,ETC.	3 866 449	2 663 427	1 610 579
1 TYRES,PNEUMATIC,NEW,CAR	1 953 813	1 625 204	983 712
2 TYRES,PNEUMATIC,NEW,BUS	957 997	636 225	384 163
3 TYRES,PNEUM.NEW,AIRCRAFT	1 165	2 331	1 410
4 TYRES,PNEUM.NEW,CYCLES	69 396	92 926	56 186
5 OTH NEW PNEUMATIC TYRES	172 777	111 741	67 653
9 OTHER TYRES,TUBES ETC.	711 301	195 000	117 455
629 ARTICLES OF RUBBER, NES	829 185	1 708 652	1 033 668
1 HYGIENIC,PHARM.RUBBR.ART	11 865	45 534	27 537
2 VULC.RUBBER BELTING	157 125	385 258	233 121
9 HARD RUBBER ETC.,NES	660 195	1 277 860	773 010
633 CORK MANUFACTURES	19 599	59 799	36 214
1 ARTICLES OF NATURAL CORK	7 548	31 061	18 848
2 AGGLMRTD.CORK,CORK ARTCL	12 051	28 738	17 366
634 VENEERS, PLYWOOD, ETC.	9 711 621	1 171 997	709 144
1 VENEER,PLYWOOD SHEETS	496 065	275 017	166 468
2 DENSIFIED,RECONSTIT.WOOD	6 570 398	572 848	346 535
3 PLYWOOD,SOLELY OF WOOD	224 703	59 231	35 891
4 OTH.PLYWOOD,VENRD.PANELS	459 925	106 721	64 635
5 FIBREBOARD	1 538 090	137 196	82 908
9 WOOD, SIMPLY SHAPED, NES	422 440	20 984	12 707
635 WOOD MANUFACTURES, NES	2 780 125	779 470	471 533
1 PACKINGS,PALLETS ETC.	963 424	88 685	53 680
2 CASKS,BARRELS,ETC.STAVES	9 803	4 085	2 476
3 BUILDRS.JOINERY,WOOD ETC	925 595	424 446	256 765
4 WOOD,DOMEST.USE EX.FURNIT	45 215	59 674	36 043
9 MANUFACT.ARTICL.WOOD,NES	836 088	202 580	122 569
641 PAPER AND PAPERBOARD	49 209 615	7 550 550	4 568 935
1 NEWSPRINT,ROLLS,SHEETS	3 837 851	306 986	186 094
2 PAPER,PAPERBD.UNCOATED	9 396 650	1 369 256	829 588
3 PAPER,PAPERBD.COATED,ETC	16 042 427	2 575 916	1 556 473
4 KRAFT PAPER,BRD,UNCOATED	349 785	71 502	43 307
5 PAPER,PAPERBD,UNCTD,BULK	12 479 170	1 035 950	627 084
6 PAPER,PAPERBD,CORRG,ETC	1 120 161	232 581	140 718
7 PAPER,PAPERBD,COATED NES	5 120 998	1 568 229	949 397
9 CONVRTD.PAPER,PPRBD,NES	862 573	390 150	236 274
642 PAPER,PAPERBOARD,CUT ETC	13 803 176	5 346 104	3 234 536
1 CONTAINERS,ETC.OF PAPER	5 325 462	1 790 879	1 084 739
2 STATIONERY,ETC.	219 148	108 683	65 665
3 REGISTERS,ACCT.BOOKS,ETC	327 207	221 022	133 523
4 PAPER,PAPERBOARD,CUT,NES	2 966 244	785 652	474 849
9 ARTCLS,PULP,PAPR,BRD NES	4 965 115	2 439 868	1 475 760
651 TEXTILE YARN	5 144 985	4 355 604	2 638 649

4 IMPORTS AND EXPORTS (SPECIAL TRADE) BY GROUPS AND SUBGROUPS OF THE SITC-REV. III
4.2 EXPORTS

GROUP / SUBGROUP	1993 DT = 100 KG	1993 1 000 DM	1993 1 000 \$
1 YARN, OF WOOL, ANIMAL HAIR	197 098	368 852	223 824
2 COTTON SEWING THREAD	3 446	12 254	7 356
3 COTTON YARN, EXCL. THREAD	554 683	380 929	230 801
4 THREAD OF MAN-MADE FIBRE	76 413	364 431	220 617
5 SYNTH. FILAMENT YARN, BULK	1 023 243	641 232	388 454
6 OTH. SYNTH. FILAMENT YARN	1 854 174	1 243 033	752 719
7 ARTIF. FILAMENT YARN, NES	397 198	401 870	243 582
8 YARN, STAPLE FIBRES, ETC.	738 404	775 909	470 263
9 YARN, TEXTILE FIBRES, NES	300 326	167 094	101 023
652 COTTON FABRICS, WOVEN	1 233 245	2 280 817	1 379 489
1 COTTON GAUZE, ETC. WOVEN	80 870	236 954	143 443
2 COTTON FABRIC, WVN, UNBLCH	367 936	288 075	174 550
3 OTH85%+COTTN. FABRIC<200G	286 801	858 618	519 175
4 OTH85%+COTTN. FABRIC200G+	390 060	547 106	330 674
5 OTH<85% COTTN. FABRIC<200G	54 161	184 915	111 883
6 OTH<85% COTTN. FABRIC200G+	41 240	125 619	76 034
9 OTH. WOVEN FABRICS, COTTON	12 177	39 536	23 730
653 FABRICS, MAN-MADE FIBRES	1 922 209	4 591 050	2 777 247
1 FABRIC, SYNTH. FILMNT. YARN	455 058	984 763	596 039
2 FABRIC, 85%+SYN. STPL. FIBR	95 023	278 301	168 624
3 FABRC<85%SYN. STP. FBR+CTN	168 896	289 916	175 598
4 FABRC<85%SYN. STP. FBR+OTHR	200 314	638 219	386 204
5 FABRIC, ARTIF. FILMNT YARN	499 267	925 612	559 631
6 FABRIC, 85%+ART. STPL. FIBR	223 470	654 137	395 691
8 FABRIC, <85%ART. STPL. FIBR	230 988	656 271	396 356
9 PILE, CHNLLC. FABRC, M-MADE	49 193	163 831	99 204
654 OTH. TEXTILE FABRIC, WOVEN	459 879	1 567 264	947 122
1 FABRIC, OF SILK, SILK WSTE	7 476	106 975	64 614
2 FABRIC85%+WOOL, FINE HAIR	155 425	809 522	489 491
3 FABRIC, WOOL, FNE. HAIR, NES	98 951	356 413	215 925
4 FABRICS, WOVEN, OF FLAX	26 642	119 034	71 038
5 FABRIC, WVN. JUTE, OTH. TXTL	28 687	10 946	6 648
6 FABRIC, WOVEN GLASS FIBRE	134 902	148 632	89 899
9 FABRICS, WOVEN, NES	7 796	15 742	9 507
655 KNIT. CROCHET. FABRIC NES	504 715	1 295 729	783 974
1 PILE FABRIC, KNIT, CROCHET	76 719	175 883	106 438
2 OTH. KNIT. CROCHET. FABRICS	427 996	1 119 846	677 536
656 TULLE, LACE, EMBROIDRY, ETC	111 042	486 521	294 050
1 NARROW FABRIC, WOVEN, OTHR	70 434	214 121	129 387
2 LABELS, BADGE ETC. NOT EMB	11 351	94 063	56 852
3 GIMPED YARN, ETC.	21 408	95 856	58 074
4 TULLES, NET FABRIC, LACE	2 168	19 450	11 690
5 EMBROIDERY	5 681	63 031	38 047
657 SPECIAL YARN, TXTL. FABRIC	2 292 667	3 070 084	1 857 246
1 FELT	226 668	184 699	111 784
2 NONWOVEN FABRICS NES	1 051 262	1 070 761	647 809
3 COATED, IMPRGTD TXTLS. NES	603 752	878 424	531 786
4 QUILTED TEXTILE PRODUCTS	8 526	28 835	17 441
5 TWINE, CORDAGE, ETC. PROCTS	98 487	77 132	46 674
6 HAT-SHAPES, FORMS, BOOIES	251	2 705	1 641
7 WADDING, ETC. MACHINE USE	216 677	681 234	411 753
8 RUBBR, TXTL. YARN, CORD ETC	13 288	20 791	12 564
9 SPECIAL TEXTILE PRODUCTS	73 756	125 503	75 794
658 TEXTILE ARTICLES NES	423 257	823 842	498 173
1 SACKS, BAGS, TXTL. MATERIAL	65 948	36 250	21 883
2 TARPULINS, AWNINGS, SAILS	49 751	88 795	53 811
3 BLANKETS, TRAVELLING RUGS	28 776	56 650	34 128
4 HOUSEHOLD LINENS	100 926	241 792	146 162
5 CURTAINS, OTH. FURNISHINGS	29 105	109 311	66 095
9 MADE-UP ARTICLS, TXTL. NES	148 726	291 021	176 080
659 FLOOR COVERINGS, ETC.	723 342	757 102	458 054
1 LINOLEUM ETC.	92 327	55 743	33 639
2 CARPETS ETC. KNOTTED	29 333	142 141	85 951
3 HAND-WOVEN RUGS	2 072	4 050	2 464
4 CARPETS ETC. TUFTED	430 909	415 429	251 505
5 CARPETS, ETC. WOVEN	56 113	61 845	37 357
6 CARPETS, ETC. NES	112 588	77 894	47 138
660 CPL IND PLANT CHAPTER 68	434	101	60
661 LIME, CEMENT, CONSTR. MATRL	26 497 897	550 642	333 012
1 QUICKLIME ETC. EXCL. 522.6	5 118 191	68 884	41 676
2 PORTLAND CEMENT, ETC.	19 379 986	244 767	148 001
3 BUILDING STONE, WORKD. ETC	802 466	96 993	58 559
8 ASBESTOS-CEMNT. MATRL. ETC	1 197 254	139 998	84 776
662 CLAY, REFRCT. CONSTR. MATRL	13 742 160	1 552 727	939 337
3 REFRACTORY BRICKS ETC.	6 401 036	910 561	550 563
4 NON-REFRACTORY BRICK, ETC	7 341 124	642 166	388 774
663 MINERAL MANUFACTURES, NES	15 791 149	2 531 443	1 530 398
1 MILL, GRINDSTONES, ETC.	193 739	340 325	205 743
2 ABRASIVE CLOTHS, ETC.	276 952	411 175	248 705
3 NON-CERAMIC MINERAL MANF	12 035 924	568 677	343 872
5 MINERL. INSULAT. PROD. NES	2 083 798	274 506	166 105
7 REFRACTORY CERAMIC GOODS	378 809	275 704	166 694
8 ASBESTOS MANF, FRIC. MTRL	134 382	263 089	159 194
9 ARTCLS. CERAMIC MATRL, NES	687 545	397 967	240 085

4 IMPORTS AND EXPORTS (SPECIAL TRADE) BY GROUPS AND SUBGROUPS OF THE SITC-REV. III
4.2 EXPORTS

GROUP / SUBGROUP	1993 DT = 100 KG	1993 1 000 DM	1993 1 000 \$
664 GLASS	9 435 437	2 078 203	1 258 188
1 GLASS,BULK,UNWRKD,WASTE	1 632 469	360 554	218 150
3 DRAWN,BLOWN GLASS,SHEETS	139 110	49 675	30 113
4 FLOAT,GROUND,PLSHD.GLASS	4 400 581	354 810	215 057
5 CAST,ROLLED GLASS,SHEETS	634 382	88 061	53 312
7 SAFETY GLASS	356 235	264 108	159 822
8 GLASS MIRRORS	454 030	245 866	148 821
9 GLASS, NES	1 818 630	715 129	432 913
665 GLASSWARE	8 051 050	1 594 561	964 239
1 CONTAINERS, OF GLASS	7 014 808	823 229	376 806
2 GLASSWARE,HOUSEHOLD ETC.	739 872	598 347	361 904
9 GLASS ARTICLES, NES	296 370	372 985	225 529
666 POTTERY	595 782	797 706	482 732
1 CERAMIC HOUSEHOLD ARTCLS	494 258	647 255	391 826
2 ORNAMENTAL CERAMIC ARTCL	101 524	150 451	90 906
667 PEARLS,PRECIOUS STONES	1 937	545 214	330 869
1 PEARLS	-	38 450	23 403
2 DIAMONDS,EXCL:INDUSTRIAL	-	153 260	92 478
3 PRECIOUS,SEMIPREC.STONES	1 630	321 747	195 793
4 SYNTH.ETC.PREC.STONES	307	31 757	19 195
671 PIG IRON,SPIEGELEISN,ETC	4 083 010	406 709	246 331
2 PIG IRON,ETC.PRIMRY,FORM	2 211 540	62 028	37 638
3 PELLETS,ETC.PIG IRON,ETC	281 769	50 543	30 527
4 FERRO-MANGANESE	229 550	25 531	15 452
5 OTHER FERRO-ALLOYS	1 360 151	268 607	162 714
672 INGOTS ETC.IRON OR STEEL	19 278 752	924 282	559 389
4 INGOTS OF IRON OR STEEL	492 260	36 291	22 034
6 SEMI-FINISH.IRON,STEEL	15 928 176	666 507	403 255
7 SEMI-FIN.IRON,ETC..25%+C	1 623 272	73 886	44 696
8 SEMI-FIN.ALLOY STL.25%+C	1 235 044	147 598	89 404
673 FLAT-ROLLED IRON ETC.	70 783 510	4 674 612	2 827 971
1 FLAT,HOT-ROLLD.PROD.IRON	10 220 487	675 757	409 770
2 FLAT,HOT-ROLLD.PROD.IRON	33 487 720	1 824 716	1 102 718
3 FLAT,COLD-ROLLD.PROD.IRN	2 890 295	299 785	180 931
4 FLAT,COLD-ROLLD.PROD.IRN	23 882 582	1 806 648	1 093 636
5 FLAT-ROLLD.PROD.IRON NES	302 426	67 706	40 916
674 FLAT-ROLLED PLATED IRON	22 188 382	2 364 868	1 430 186
1 FLAT-ROLLD.IRON,ZINC PLT	14 249 271	1 267 474	766 099
2 FLAT-ROLLD.IRON,TIN PLTD	3 383 933	433 258	262 114
3 FLAT-ROLLD.IRON,PNTD,ETC	1 871 077	290 450	175 606
4 FLAT-ROLLD.IRN600+MM,PLT	2 081 229	249 004	150 558
5 FLAT-ROLLD.IRN<600MM,PLT	602 872	124 682	75 809
675 FLAT-ROLLED, ALLOY STEEL	16 171 942	3 596 877	2 173 050
1 FLAT-ROLLD.SILC-ELEC.STL	3 101 291	374 287	226 564
2 FLAT-ROLLED,HI-SPEED STL	6 925	7 229	4 397
3 FLAT,HOT-ROLLED S.STEEL	6 436 464	1 619 526	977 154
4 FLAT,HOT-ROLLD.ALLOY STL	2 519 019	294 252	177 793
5 FLAT,COLD-ROLLED S.STEEL	3 356 685	1 088 479	658 301
6 FLT,COLD-ROLLD.ALLOY STL	529 134	126 942	76 821
7 FLAT-ROLLD,ALLOY STL.NES	222 424	86 162	52 020
676 IRON, STL.BAR,SHAPES ETC.	38 051 780	3 072 789	1 859 951
1 BAR,ROD IRON,HOT-FD,COIL	18 666 089	1 063 798	643 476
2 BAR,ROD IRON,STL.HOT-FD	5 345 584	469 570	284 929
3 BAR,ROD IRON,STL.COLD-FD	1 571 013	272 423	164 970
4 OTH.BAR,ROD IRON,STEEL	1 181 977	312 257	188 931
8 ANGLES,SHAPED,IRON,STEEL	11 287 117	954 741	577 645
677 RAILWAY TRACK IRON,STEEL	1 672 494	152 172	92 117
678 WIRE OF IRON OR STEEL	2 444 003	429 378	259 964
1 WIRE,IRON,NON-ALLOY STL	2 202 749	283 445	171 630
2 WIRE,S.STL,OTH.ALLOY STL	241 254	145 933	88 334
679 TUBES,PIPES,ETC.IRON,STL	19 021 446	3 778 126	2 284 794
1 TUBE,ETC.SEAMLESS,IRN.ST	8 689 966	1 526 812	923 072
3 OTH.TUBE,Ø406.4MM+,IR,ST	5 269 318	724 382	437 208
4 OTH.TUBE,PIPE,IRON,STEEL	4 047 175	756 917	458 306
5 TUBE,PIPE FITNGS,IRN.STL	1 014 987	770 015	466 208
681 SILVER,PLATINUM,ETC.	14 331	764 755	460 187
1 SILVER	14 030	268 348	161 660
2 PLATINUM	301	496 407	298 527
682 COPPER	8 146 220	4 503 569	2 726 158
1 COPPER;ANODES;ALLOYS	1 087 615	363 634	220 612
3 COPPER BARS,RODS,PROFILS	1 041 122	486 422	294 278
4 COPPER WIRE	1 708 865	745 652	452 032
5 COPPER PLATE,ETC.15MM+TH	2 463 060	1 371 562	829 528
6 COPPER FOIL,POWDR,FLAKES	340 976	400 918	242 749
7 COPPER TUBE,PIPE,FITNGS	1 504 582	1 135 381	686 959
683 NICKEL	265 964	450 604	273 108
1 NICKEL,NCKL.ALLOY,UNWRGT	139 815	136 646	83 085

4 IMPORTS AND EXPORTS (SPECIAL TRADE) BY GROUPS AND SUBGROUPS OF THE SITC-REV. III
4.2 EXPORTS

GROUP / SUBGROUP	1993 DT = 100 KG	1993 1 000 DM	1993 1 000 \$
2 NICKEL,NICKEL ALLOY,WRKD	126 149	313 958	190 023
684 ALUMINIUM	9 325 210	4 547 191	2 751 257
1 ALUM.,ALUM.ALLOY,UNWRGHT	2 474 235	585 979	355 384
2 ALUMINIUM,ALUM.ALLOY,WRK	6 850 975	3 961 212	2 395 873
685 LEAD	875 003	105 763	64 175
1 LEAD,LEAD ALLOY,UNWRGHT.	711 562	68 540	41 621
2 LEAD,LEAD ALLOYS, WORKED	163 441	37 223	22 554
686 ZINC	1 612 968	344 985	208 625
1 ZINC,ZINC ALLOY,UNWRGHT.	1 203 129	208 518	126 295
3 ZINC,ZINC ALLOYS, WORKED	409 839	136 467	82 330
687 TIN	47 570	41 403	25 030
1 TIN,TIN ALLOYS,UNWROUGHT	32 731	22 382	13 536
2 TIN, TIN ALLOYS, WORKED	14 839	19 021	11 494
689 MISC.NON-FERR.BASE METAL	149 146	212 693	128 695
1 TUNGSTEN,ETC. UNWROUGHT	53 164	89 146	53 886
8 COBALT,CADMIUM,ETC.UNWRT	43 312	69 961	42 388
9 BASE METAL NES,WST,SCRAP	52 670	53 586	32 421
691 METALLIC STRUCTURES NES	5 065 164	2 412 414	1 459 306
1 METAL STRUCTURES,PARTS	4 551 761	1 677 647	1 015 153
2 ALUMINIUM STRUCTURE,PRTS	513 403	734 767	444 153
692 CONTAINERS,STORAGE,TRNSP	2 327 584	1 315 012	796 261
1 RESERVOIR,TANKS,VATS,ETC	297 223	232 869	140 918
4 TANKS,CASKS,DRUMS,ETC.	2 030 361	1 082 143	655 343
693 WIRE PRODUCTS EXCL.ELECT	2 828 983	675 176	408 600
1 STRANDED WIRE,CABLE,ETC.	831 215	374 658	226 769
2 BARBED WIRE,ETC.IRON,STL	6 598	1 948	1 162
5 METAL FENCING,GAUZE ETC.	1 991 170	298 570	180 669
694 NAILS,SCREWS,NUTS,ETC.	1 847 232	1 591 769	962 312
1 NAILS,TACKS,ETC.IRON,STL	174 040	90 516	54 786
2 SCREWS,BOLTS,NUTS,IRN,ST	1 641 285	1 416 282	856 210
3 NAILS,TACKS,ETC.COPPER	25 672	64 933	39 209
4 NAILS,TACKS,ETC.ALUMINUM	6 235	20 038	12 107
695 TOOLS	924 535	3 548 108	2 146 977
1 HAND TOOLS	47 008	64 649	39 187
2 HAND SAW,FILE,RASP,ETC.	54 982	169 239	102 366
3 SPANNERS,WRENCHES,ETC.	39 351	86 982	52 680
4 HAND TOOLS,ETC. NES	170 469	383 529	231 826
5 SAW BLADES	101 466	296 511	179 312
6 KNIVES,CUTTING BLADES	354 512	2 183 103	1 321 354
7 TOOL SETS,RETAIL SALE	155 433	360 652	218 169
696 CUTLERY	169 365	878 475	531 091
3 RAZORS,RAZOR BLADES	92 679	403 578	244 111
4 SCISSORS,ETC.	8 527	78 014	47 169
5 OTH.ARTICLES OF CUTLERY	15 827	97 044	58 651
6 KNIVES,FORKS,SPOONS,ETC.	30 287	140 347	84 799
8 KNIVES,OTHER THAN 695.6	22 045	159 492	96 361
697 HOUSEHOLD EQUIPMENT,NES	795 862	939 441	568 246
3 DOM.COOK.HEAT.APP,N-ELEC	133 832	126 153	76 181
4 TBL,KTCHN,H.HOLD ART.NES	321 531	479 633	290 169
5 SANITARY WARE,PARTS NES	301 291	260 318	157 581
8 H.HOLD APPLIANCS,ETC.NES	39 208	73 337	44 315
699 MANUFACTS.BASE METAL,NES	7 237 679	7 343 493	4 442 924
1 LOCKS,SAFES,STRONG BOXES	1 878 910	3 205 785	1 939 892
2 CHAIN,IRON,STEEL	240 426	142 210	85 959
3 PINS,NEEDLES,IRN,STL,ETC	76 653	208 925	126 434
4 SPRINGS,LEAVES,METAL	478 282	438 502	265 299
5 MISC.ARTICLES,BASE METAL	620 905	564 010	340 917
6 ARTICLES IRON,STEEL,NES	3 374 481	1 898 598	1 148 248
7 ARTICLES NES,COPPER,ETC.	547 044	765 346	463 430
8 ARTICLES COBALT,ETC.,NES	11 325	83 012	50 283
9 ARTICLES.TUNGSTEN,ETC.NES	9 653	37 105	22 402
700 CPL IND PLANT (84/85/87)	1 375 874	4 773 108	2 889 679
711 STEAM GENER. BOILERS,ETC.	225 750	355 905	215 769
1 STEAM,SUPER-HEAT BOILERS	103 271	143 887	87 295
2 AUX. BOILR PLANT,CONDENSER	36 210	74 218	44 774
9 PARTS FOR STEAM BOILERS	86 269	137 800	83 700
712 STEAM TURBINES	77 972	635 156	385 094
1 STEAM,VAPOUR TURBINES	28 768	214 505	131 284
8 PARTS FOR STEAM TURBINES	49 204	420 651	253 830
713 INTRNL COMBUS PSTN ENGIN	4 595 562	8 607 120	5 201 905
1 AIRCRAFT PISTON ENGINES	2 229	12 233	7 439
2 INTRNL COMB. ENGINE VEHL	1 661 042	3 281 918	1 983 161
3 MARINE PISTON ENGINES	95 593	461 709	278 870
8 PISTON ENGINES, NES	482 124	807 655	487 900
9 PARTS,NES.IC.PISTON ENGS	2 354 574	4 043 605	2 444 535

4 IMPORTS AND EXPORTS (SPECIAL TRADE) BY GROUPS AND SUBGROUPS OF THE SITC-REV. III
4.2 EXPORTS

GROUP / SUBGROUP	1993 DT = 100 KG	1993 1 000 DM	1993 1 000 \$
714 ENGINES,MOTORS NON-ELECT	168 234	2 886 031	1 606 384
4 REACTION ENGINES	4 566	709 559	424 470
8 GAS TURBINES, NES	39 086	433 550	260 645
9 PARTS,JET,GASTURBINE ENG	124 582	1 522 922	921 269
716 ROTATING ELECTRIC PLANT	1 701 734	3 886 501	2 348 448
1 ELECTRIC.MOTORS<=37.5W	140 004	535 834	324 139
2 ELEC.MOTORS,GENERATORS.DC	142 696	523 683	316 918
3 ELEC.MOTORS,GENERATORS.AC	855 799	1 528 880	924 355
4 ELECTR.ROTARY CONVERTERS	11 317	36 817	22 284
5 GENERATING SETS	181 409	550 270	331 088
9 PARTS,NES.ROT.ELEC.PLANT	370 509	711 017	429 664
718 OTH.POWR.GENRTNG.MACHNRY	290 501	1 733 930	1 048 556
1 HYDRIC.TURBINE,WTR.WHEEL	30 037	79 327	47 875
7 NUCLEAR REACTORS,PTS NES	5 138	749 484	452 955
9 ENGINES,MOTORS NES,PARTS	255 326	905 119	547 726
721 AGRIC.MACHINES,EX.TRACTR	1 771 304	2 223 921	1 347 011
1 CULTIVATING MACHINERY.ETC	269 156	273 924	165 990
2 HARVESTING ETC.MACHINES	1 134 648	1 445 000	875 702
3 DAIRY MACHINERY ETC.PRTS	70 518	217 643	131 774
9 AGRIC.HORT.ETC.MACHS.NES	296 982	287 354	173 545
722 TRACTORS	1 400 044	1 599 150	967 881
3 TRACK-LAYING TRACTORS	425	1 072	632
4 WHEELED TRACTORS NES	1 399 619	1 598 078	967 249
723 CIVIL ENGINEERING EQUIPT	3 017 879	3 706 565	2 243 326
1 SELF-PROPELLED.DOZERS ETC	58 992	36 834	22 227
2 MECH.SHOVEL ETC.S-PROPLD	970 625	941 087	570 187
3 CONSTR.MINING MACHNRY ETC	348 576	481 868	291 927
4 CONST.& MINING MACHS.NES	357 350	745 932	451 238
9 PTS NES,CVL.ENGINRG.MACH	1 282 336	1 500 844	907 747
724 TEXTILE,LEATHER MACHINES	2 685 683	9 614 234	5 811 178
3 SEWING MACHINES, PARTS	131 563	991 582	599 660
4 SPINNING,EXTRUD.MACH.ETC	1 171 551	4 065 072	2 455 029
5 WEAVING,FELT MFG.MACH.ETC	639 656	1 934 218	1 169 302
6 AUX.TXTL.MACHS,PARTS,ETC	103 847	755 984	457 955
7 OTH.TEXTILE MACHINERY NES	468 566	1 386 525	838 278
8 SKIN,LEATHER WORKING MACH	59 976	187 437	113 350
9 PTS,TXTLE,DOM WASHNG MCH	1 110 524	293 416	177 604
725 PAPER,PULP MILL MACHINES	493 750	1 850 325	1 118 230
1 PAPER,PULP,MAKING MACHRY	58 479	185 571	99 629
2 OTH.PULP,PAPER,MAKNG MCH	244 762	963 559	582 794
9 PARTS,PAPER MILL ETC.MCH	190 509	721 195	435 807
726 PRINTNG,BOOKBINDNG MACHS	1 302 327	5 577 460	3 375 500
3 TYPESETTING,MCH,TYPE ETC	107 472	337 196	203 943
5 OFFSET PRINTING MACHINERY	834 270	3 472 642	2 104 045
6 OTH.PRINTNG,ANCILL.MACHS	129 131	709 404	428 012
8 BOOKBINDING MACHINERY,PRT	90 471	452 034	273 078
9 PART,TYPE,OFFST,PRNT MCH	140 983	606 184	366 422
727 FOOD-PROCESS.MCH.NON DOM	399 351	1 627 779	983 633
1 GRAIN WORKING MACHS,PARTS	36 085	101 406	61 149
2 OTH.FOOD-PROC.MACH PARTS	363 266	1 526 379	922 484
728 OTH.MACH,PTS,SPCL INDUST	3 825 502	12 162 109	7 344 722
1 MCH-TOOLS,SPECIAL INDUST	556 777	1 600 820	966 463
3 OTH.MINERAL WORKING MACH	952 079	1 579 124	953 554
4 MACH.APPL,SPCL INDUS NES	1 925 245	7 038 163	4 249 436
5 PARTS PUBLIC WRK MACH ETC	391 401	1 944 002	1 175 269
731 METAL REMOVAL WORK TOOLS	974 865	3 439 256	2 077 389
1 MACH.TOOLS,METAL REMOVAL	26 628	165 343	99 846
2 MCH-TL,WRKNG MTL,NOLATHS	185 856	1 006 307	607 073
3 LATHES,METAL-WORKING	237 065	603 274	365 174
4 UNIT HEAD,DRILL,ETC.MACH	115 078	192 696	116 458
5 METAL MILLING MACHNS,ETC	118 834	343 051	207 046
6 MTL.SURFC.FINISHNG TOOLS	157 110	710 159	428 661
7 MTL.SHAPING,CUTTING TOOLS	134 294	418 426	253 131
733 MACH-TOOLS,METAL-WORKING	836 745	1 999 554	1 207 241
1 METAL FORMING MACH.TOOLS	685 856	1 424 167	860 207
9 OTH.MACH-TOOL,METALWRKNG	150 889	575 387	347 034
735 PARTS,NES,FOR MACH-TOOLS	303 393	1 412 129	853 107
1 WORK-HOLDERS,TOOL HOLDER	80 225	468 776	283 594
9 PARTS,NES,MCH-TOOL W.MTL	223 168	943 353	569 513
737 METALWORKING MACHNRY NES	1 119 540	2 043 211	1 235 735
1 FOUNDRY EQUIPMNT PTS NES	364 275	259 686	156 865
2 MTL-ROLLING MILLS,ROLLS	558 539	598 999	362 554
3 WELDING,BRAZING ETC.MACH	173 160	1 041 553	629 982
4 SOLDERING MACHINES ETC.	23 566	142 973	86 334
741 HEATING,COOLNG EQUIP,PART	2 120 357	5 522 126	3 336 573
2 BURNERS,MECH.STOKERS ETC	100 498	440 588	266 343
3 INDUS.FURNACES ETC.PARTS	477 893	1 056 367	637 156
4 COMMRC.REFRIG EQUIP,PART	323 879	618 246	373 878
5 AIR CONDITIONING MCH,PTS	254 563	647 894	391 551

4 IMPORTS AND EXPORTS (SPECIAL TRADE) BY GROUPS AND SUBGROUPS OF THE SITC-REV. III
4.2 EXPORTS

GROUP / SUBGROUP	1993 DT = 100 KG	1993 1 000 DM	1993 1 000 \$
7 GAS GENRTR,AIR LIQUEFIER	259 001	624 907	377 980
8 OTH.TEMP.CHANGE MACH ETC	569 361	1 700 003	1 027 321
9 PART,NES,GAS GENRTR,PLNT	135 162	434 121	262 344
742 PUMPS FOR LIQUIDS,PARTS	1 086 304	5 241 533	3 171 015
1 PUMPS W.MEASURING DEVICE	21 181	82 685	50 036
2 FUEL PUMPS, IC.PISTON ENG	182 683	1 572 325	951 796
3 CONCRETE PUMPS	47 476	118 024	71 226
4 RECIPROCATING PUMPS,NES	125 450	660 280	399 369
5 ROTARY PUMPS, NES	137 166	793 898	480 610
6 CENTRIFUGAL PUMPS, NES	314 617	889 083	537 406
7 PUMPS,LIQUID ELEVATR ETC	39 694	130 936	79 337
9 PARTS,PUMPS,LIQ.ELEVATOR	218 038	994 302	601 235
743 PUMPS NES,CENTRIFUGS ETC	2 138 931	6 393 081	3 867 229
1 AIR,VACUUM PUMP,COMPRESS	635 030	1 712 856	1 038 084
4 FANS,COOKER HOODS W.FAN	285 851	767 832	464 565
5 CENTRIFUGES NES	76 263	471 014	283 882
6 MACHS.FILTER GAS,LIQUIDS	661 146	1 895 169	1 145 754
8 PARTS,AIR PUMPS,FANS ETC	181 435	698 573	422 451
9 PART,CENTRIFUGE,FILT.ETC	299 206	847 637	512 493
744 MECHANICAL HANDLNG EQUIP	3 328 247	5 120 145	3 096 587
1 WORK TRUCKS,TRACTORS,ETC	819 668	916 603	554 153
2 PULLEY TACKLE,WINCHS,ETC	97 903	228 316	138 067
3 SHIPS DERRICKS CRANE ETC	458 594	450 338	271 785
4 JACKS,HOISTS FOR VEHICLE	214 387	203 126	122 882
7 GOODS ETC.ELEVATORS ETC.	488 577	994 496	600 745
8 LIFTING ETC.MACHINES NES	526 121	1 050 146	636 873
9 PARTS,HOISTS,LIFTS EQUIP	722 997	1 277 120	773 082
745 OTH.NONELEC MCH,TOOL,NES	1 497 026	7 157 191	4 327 168
1 NON-ELEC HAND TOOL,PARTS	84 828	576 641	349 152
2 INDUS WASHNG,BOTTLING MCH	546 992	4 045 164	2 444 546
3 WEIGHING MCH,WEIGHTS,PTS	105 403	478 380	288 731
6 SPRAYING MACHINERY ETC.	506 527	1 553 475	940 298
9 OTH.NON-ELECT MACH,PARTS	253 276	503 531	304 441
746 BALL OR ROLLER BEARINGS	874 377	2 219 951	1 344 052
1 BALL BEARINGS	275 768	805 368	487 671
2 TAPERD ROLLER BEARING ETC	184 144	396 060	239 696
3 SPHERICAL ROLLER BEARNGS	85 700	146 461	88 546
4 NEEDLE ROLLER BEARINGS	35 216	197 903	119 960
5 OTHER CYL.ROLLER BEARING	106 240	336 438	203 560
8 OTHR.BALL,ROLLER BEARING	28 276	81 100	49 075
9 PARTS,BALL,ROLLR BEARING	179 033	256 621	155 544
747 TAPS,COCKS,VALVES,ETC.	1 192 371	4 667 722	2 825 858
1 PRESSURE-REDUCING VALVES	37 336	249 421	150 937
2 OLEOHYDRAULIC ETC.VALVES	96 853	753 443	456 149
3 CHECK VALVES	34 717	118 680	71 834
4 SAFETY, RELIEF VALVES	24 021	144 928	87 740
8 TAPS,COCKS,VALVE.ETC.NES	849 214	2 868 515	1 736 620
9 PARTS FOR TAPS,COCKS,ETC	150 230	532 735	322 578
748 TRANSMISSIONS SHAFTS ETC	2 441 687	4 038 088	2 443 172
1 TRANSMISSN SHAFTS,CRANKS	865 503	670 208	406 353
2 BEARNG HOUSNG,SHFT BRNGS	180 138	612 097	370 072
3 ARTICULTD LINK CHAIN,PTS	190 399	209 731	126 875
4 GEAR,GEAR BOX,PARTS,ETC.	450 276	1 135 667	687 259
5 FLYWHEELS AND PULLEYS	170 578	170 244	103 036
6 CLUTCHES,SHAFT COUPLINGS	74 336	325 886	197 300
9 PART,NES,SHAFTS,ETC.	510 457	914 255	553 277
749 NON-ELECT MACH.PARTS,ETC	1 104 261	3 339 802	2 019 110
1 MOULDNGS FOR MTL.FOUNDRY	250 856	1 304 161	788 392
2 GASKETS,ETC.	61 642	403 578	244 055
9 MACH PARTS,NON-ELECT NES	791 763	1 632 063	986 663
751 OFFICE MACHINES	279 242	1 574 583	951 785
1 TYPEWRITRS,WD-PROC MACHS	23 330	104 378	63 068
2 CALCULATNG,ACCTG,ETC.MCH	14 706	147 417	89 105
3 PHOTO,THERMOCOPY APPARAT	139 180	736 038	444 972
9 OTHER OFFICE MACHINE NES	102 026	586 750	354 640
752 AUTOMATC.DATA PROC.EQUIP	484 073	8 593 821	5 196 381
1 ANALOG OR HYBRID COMPUTR	375	7 100	4 224
2 DIGITAL COMPUTERS	35 296	745 260	452 415
3 DIGTL PROC,STORAGE UNITS	124 358	3 111 754	1 881 498
6 INPUT OR OUTPUT UNITS	232 216	2 442 079	1 477 152
7 STORAGE UNITS,DATA PROC.	73 007	1 889 933	1 141 465
9 DATA PROC EQUIPMENT,NES	18 821	397 695	239 627
759 PARTS,FOR OFFICE MACHINS	299 173	4 298 532	2 596 246
1 PARTS,OF COPYING MACHINE	110 961	509 657	308 026
9 PARTS,DATA PROC. ETC.MCH	188 212	3 788 875	2 288 220
761 TELEVISION RECEIVERS ETC	531 417	1 371 027	828 085
1 COLOUR TELEVISN RECEIVER	528 256	1 347 849	814 128
2 BLACK,WHITE TV RECEIVERS	3 161	23 178	13 957
762 RADIO-BROADCAST RECEIVER	84 725	616 552	373 632
1 MOTOR VEH.RADIO RECEIVER	33 705	424 135	257 388

4 IMPORTS AND EXPORTS (SPECIAL TRADE) BY GROUPS AND SUBGROUPS OF THE SITC-REV. III
4.2 EXPORTS

GROUP / SUBGROUP	1993 DT = 100 KG	1993 1 000 DM	1993 1 000 \$
2 PORTABLE RADIO RECEIVERS	12 994	58 229	35 203
8 OTHER RADIO RECEIVERS	38 026	134 188	81 041
763 SOUND RECORDER, PHONOGRPH	178 379	1 343 164	809 587
3 TURNTABLES, RECORD PLAYER	8 804	35 414	21 419
8 SOUND, VIDEO RECORDING ETC	169 575	1 307 750	788 168
764 TELECOMM. EQUIP. PARTS NES	731 505	8 769 358	5 297 519
1 LINE TELEPHONE ETC. EQUIP	143 990	2 454 637	1 480 618
2 MICROPH. LOUDSPKRS. AMPLIF	121 320	349 423	211 103
3 TV, RADIO TRANSMITTERS ETC	49 009	943 838	569 826
8 TELECOMMUN. EQUIPMENT, NES	14 880	576 528	348 759
9 PARTS, TELECOMMUN. EQUIPT	402 306	4 444 932	2 687 213
771 ELECT POWER MACHNY. PARTS	1 082 047	2 457 487	1 485 592
1 TRANSFORMERS, ELECTRICAL	390 548	699 884	423 104
2 OTH. ELEC POWER MACH, PART	691 499	1 757 603	1 062 488
772 ELEC. SWITCH. RELAY. CIRCUIT	1 989 821	12 534 479	7 581 280
2 PRINTED CIRCUITS	26 034	1 199 438	726 553
3 ELECTRIC RESISTORS, PARTS	35 283	421 397	255 232
4 SWITCH. APPARATUS, 1000V+	97 295	546 459	330 337
5 SWITCH. APPARATUS, <1000V	899 688	5 891 111	3 562 875
6 ELEC. CONTROL PANELS ETC.	207 752	1 922 839	1 162 826
8 PARTS, ELECTRIC PANELS ETC	723 789	2 553 235	1 543 457
773 ELECTR DISTRIB. EQPT NES	2 348 252	3 062 601	1 851 372
1 INSULTD WIRE, ETC. CONDUCTR	2 072 605	2 569 061	1 552 819
2 ELECTRC. INSULATING EQUIP	275 647	493 540	298 553
774 ELECTRO-MEDCL. XRAY EQUIP	158 303	3 410 939	2 059 382
1 ELECTRO-MEDICAL EQUIPMNT	38 889	914 574	553 053
2 X-RAY APPARATUS ETC. PART	119 414	2 496 365	1 506 329
775 DOM. ELEC. NON-ELEC. EQUIPT	4 063 621	6 306 003	3 813 996
1 HOUSEHOLD LAUNDRY EQUIPT	1 186 658	1 257 648	761 645
2 DOM. REFRIGERATORS, FREEZERS	677 562	728 316	440 456
3 DOMESTIC DISHWASHING MACH	741 320	829 493	502 957
4 ELEC. SHAVERS, CLIPPERS, PTS	30 989	524 653	316 218
7 DOM. ELECT-MECHANICAL APPL	419 017	996 626	602 474
8 ELECTRO-THERMIC APPL NES	1 008 075	1 969 267	1 190 246
776 TRANSISTORS, VALVES, ETC.	654 389	6 782 287	4 092 180
1 TV PICTURE TUBES, CRT, ETC	530 989	588 487	355 105
2 OTH. ELECTRONIC VALV. TUBES	27 011	217 418	131 436
3 DIODES, TRANSISTORS ETC.	44 486	1 055 676	637 512
4 ELECTRONIC MICROCIRCUITS	35 382	4 707 842	2 839 429
8 ELECTRONIC COMP PTS, CRYSTALS	16 521	212 864	128 698
778 ELECTRIC. MACH. APPART. NES	4 510 601	11 430 251	6 906 792
1 BATTERIES, ACCUMULATORS	1 247 215	1 079 413	652 107
2 ELECTRIC LAMPS, BULBS ETC	414 620	1 542 566	933 227
3 AUTOMOTIVE ELECTRIC EQUIP	1 000 480	2 584 376	1 563 594
4 ELECTRO-MECH. HAND TOOLS	314 148	1 224 446	741 604
6 ELECTRICAL CAPACITORS	71 263	561 757	340 524
7 ELEC MCH WTH INDIV FUNCT	125 158	1 260 097	760 737
8 ELECT MACHINERY, EQUIP, NES	1 337 717	3 177 596	1 914 999
781 PASS. MOTOR VEHCLS. EX. BUS	25 432 804	58 615 738	35 458 742
1 SNOW VEHCL, GOLF CARS ETC	105	254	153
2 PASS. TRANSPORT VEHICLES	25 432 699	58 615 484	35 458 589
782 GOODS, SPCL TRANSPORT VEH	4 726 711	5 995 054	3 619 252
1 GOODS VEHICLES	3 991 867	4 797 706	2 898 029
2 SPECIAL PURPOSE VEHICLES	734 844	1 197 348	721 223
783 ROAD MOTOR VEHICLES NES	1 799 631	2 807 145	1 695 159
1 MOTOR VEHCL TRANSP>10PERS	530 375	922 527	557 623
2 ROAD TRACTOR, SEMITRAILER	1 269 256	1 884 618	1 137 536
784 PARTS, TRACTORS, MOTOR VEH	19 610 562	26 715 329	16 195 065
1 MOTOR VEHICLE CHASSIS	254 285	526 607	317 861
2 MOTOR VEHICLE BODIES	116 301	176 013	108 669
3 OTHER PARTS, MOTOR VEHCL	19 239 996	26 012 709	15 770 535
785 CYCLES, MOTORCYCLES ETC.	263 333	670 720	406 978
1 MOTORCYCLES ETC.	58 436	281 976	171 319
2 BICYCLES ETC. NON-MOTORZD	57 039	92 979	56 538
3 INVALID CARRIAGES, PARTS	147 858	295 765	179 121
786 TRAILERS, SEMI-TRAILER, ETC	2 571 926	2 078 287	1 258 181
1 HOUSING, CAMPING, TRAILERS	239 822	375 001	227 561
2 TRAILERS, TRANSPORT GOODS	916 523	651 303	394 073
3 TRANSPORT CONTAINERS	85 895	66 333	40 197
8 OTH. NONMOTR VEH, TRLR PTS	1 329 686	985 650	596 350
791 RAILWAY VEHICLES. EQUIPNT	1 416 900	2 526 428	1 525 326
1 ELEC. LOCOS NON-SELF-GENR	14 629	45 324	26 642
2 OTHR. LOCOMOTIVES, TENDERS	72 284	176 293	106 074
6 SLF-PROP. RAIL, TRAM, COACH	108 088	334 357	200 333
7 RAIL, TRAM, COACH, ETC. N. SP	579 707	1 016 093	615 343
8 RAIL, TRAM, FRGHT CARS ETC	236 248	168 708	101 352

4 IMPORTS AND EXPORTS (SPECIAL TRADE) BY GROUPS AND SUBGROUPS OF THE SITC-REV. III
4.2 EXPORTS

GROUP / SUBGROUP	1993 DT = 100 KG	1993 1 000 DM	1993 1 000 \$
9 RAIL, TRACK FIXTURES, PRTS	405 944	785 653	475 582
792 AIRCRAFT, ASSOC'D. EQUIPNT	175 246	14 134 008	8 563 975
1 HELICOPTERS	444	48 354	29 334
2 AIRCRAFT ETC. ULW <=2000KG	684	16 420	9 948
3 AIRCRAFT, ULW 2001-15000KG	2 131	128 450	77 604
4 AIRCRAFT ETC. ULW >15000KG	71 802	7 469 400	4 532 923
5 SPACECRAFT ETC. LAUNCH VEH	705	339 250	205 808
8 AIRCRAFT NES, ASSOC EQUIP	883	23 552	14 244
9 PARTS, NES, AIRCRAFT, EQUIP	98 597	6 108 582	3 694 114
793 SHIP, BOAT, FLOAT. STRUCTRS	12 197 634	3 755 236	2 281 379
1 YACHTS, SPORTS VESSELS, ETC	45 579	182 965	110 123
2 SHIPS, BOATS, OTHR. VESSELS	6 985 899	3 244 367	1 974 983
3 VESSELS, OTH. FLOAT. STRUCT	4 896 003	127 326	76 771
5 SPEC. PURPOSE VESSELS ETC	124 817	103 906	60 985
7 TUGS AND PUSHER CRAFT	128 744	80 356	48 703
9 OTHR. FLOATING STRUCTURES	16 592	16 316	9 814
800 CPL IND PLANT CHAP 90/94	19 264	274 153	166 635
811 PREFABRICATED BUILDINGS	583 658	243 770	147 457
812 PLUMBING, SANITRY, EQPT. ETC	1 244 703	1 290 286	779 714
1 BOILERS, RADIATORS, ETC. N. EL	1 037 576	1 122 704	678 419
2 CERAMIC PLUMBING FIXTURES	207 127	167 582	101 295
813 LIGHTING FIXTURES ETC. NES	513 001	1 380 993	834 512
1 LAMPS, LIGHT FITTINGS NES	382 344	1 107 168	668 976
2 ILLUMINATED SIGNS ETC.	11 241	32 214	19 480
8 PARTS, PORTABLE ELEC LAMP	749	2 173	1 315
9 PARTS, LIGHT FITTING, SIGNS	118 667	239 438	144 741
821 FURNITURE, CUSHIONS, ETC.	7 263 156	6 008 340	3 638 144
1 CONVERTIBLE SEATS, PARTS	1 381 640	1 958 142	1 185 682
2 MATTRESSES, ETC.	229 302	308 999	186 801
3 METAL FURNITURE NES	776 578	615 205	372 528
5 FURNITURE, NES, OF WOOD	4 003 525	2 492 135	1 508 943
7 FURNITURE NES, OTHR. MATRL	112 293	176 948	107 346
8 PARTS, MTL, WOOD FURNITURE	759 818	456 911	276 844
831 TRUNK, SUITCASES, BAG, ETC	115 553	521 525	315 168
1 HANDBAGS, NES	10 261	155 371	93 953
2 TRUNKS, SUIT-CASES, ETC.	46 890	118 601	71 693
3 TRAVEL SET, TOILET, SEW, ETC	2 192	7 594	4 609
9 TRAVEL GOODS NES	56 210	239 959	144 913
841 MENS, BOYS CLOTHING, X-KNIT	239 275	2 203 294	1 333 300
1 OVERCOATS, OUTERWEAR, ETC.	39 668	366 291	221 278
2 SUITS AND ENSEMBLES	24 142	355 776	215 398
3 JACKETS AND BLAZERS	34 222	461 128	279 059
4 TROUSERS, BREECHES, ETC.	94 981	694 411	419 996
5 SHIRTS	42 884	306 267	185 836
6 UNDERWEAR, NIGHTWEAR ETC.	3 378	19 421	11 733
842 WOMEN, GIRL CLOTHING, X-KNIT	306 741	4 201 796	2 540 145
1 OVERCOATS, OTH. COATS ETC.	55 416	613 672	369 738
2 SUITS AND ENSEMBLES	14 712	276 830	167 670
3 JACKETS AND BLAZERS	40 992	750 663	453 435
4 DRESSES	15 636	287 016	174 301
5 SKIRTS & DIVIDED SKIRTS	58 931	785 378	475 008
6 TROUSERS, BREECHES ETC.	70 157	634 119	383 240
7 BLOUSES, SHIRT-BLOUSE, ETC	44 011	810 605	490 541
8 UNDERWEAR, NIGHTWEAR ETC.	6 886	43 513	26 212
843 MENS, BOYS CLOTHING, KNIT	38 160	182 812	110 552
1 OVERCOATS, OUTERWEAR ETC.	1 780	13 032	7 876
2 SUITS, JACKETS, TROUSERS ETC	4 900	28 772	17 386
7 SHIRTS, MENS BOYS, KNIT	7 954	41 857	25 373
8 UNDERWEAR, NIGHTWEAR ETC.	23 526	99 151	59 917
844 WOMEN, GIRLS CLOTHING, KNIT	103 981	697 367	421 561
1 OVERCOATS, OTH. COATS ETC.	1 748	15 881	9 530
2 SUITS, DRESSES SKIRTS ETC	43 195	354 063	214 020
7 BLOUSES, SHIRT-BLOUSE, ETC	8 175	69 720	42 302
8 UNDERWEAR, NIGHTWEAR ETC	50 863	257 703	155 709
845 OTHR. TEXTILE APPAREL, NES	256 676	2 025 191	1 223 559
1 BABIES' GARMENTS, CLTHS ACC	24 442	127 974	77 381
2 GARMENT, FELT, TXTL FABRIC	7 229	54 442	32 931
3 JERSYS, PULLOVS, ETC. KNIT	93 373	886 798	533 948
4 T-SHIRTS, OTHR. VESTS KNIT	73 721	402 016	244 129
5 BRASSIERES, CORSETS, ETC.	22 273	238 359	144 235
6 SWIMWEAR	5 774	97 502	59 337
8 OTH. GARMENTS, NOT KNITTED	19 956	152 942	92 222
9 OTHER GARMENTS KNITTED	9 908	65 158	39 376
846 CLOTHING ACCESSRS, FABRIC	196 715	917 504	553 876
1 ACCESSORIES, NOT KNITTED	54 965	373 125	224 993
2 HOSIERY, ETC. KNITTED	92 991	397 340	240 011
9 OTH. MADE-UP CLOTH. ACCESS	48 759	147 039	88 872
848 CLOTHING, NONTXL; HEADGEAR	115 839	706 350	426 538

4 IMPORTS AND EXPORTS (SPECIAL TRADE) BY GROUPS AND SUBGROUPS OF THE SITC-REV. III
4.2 EXPORTS

GROUP / SUBGROUP	1993 DT = 100 KG	1993 1 000 DM	1993 1 000 \$
1 LEATHER APPAREL, ACCESSRS	29 155	314 991	190 154
2 PLASTIC, RUBBR, APPAREL, ETC	67 183	143 628	86 797
3 ARTICLES, ACCESSORIES, FUR	6 301	157 421	95 097
4 HEADGEAR, FITTINGS, NES	14 200	90 310	54 490
851 FOOTWEAR	536 772	1 992 332	1 204 521
1 FOOTWEAR, W. METAL TOE-CAP	11 109	40 308	24 374
2 SPORTS FOOTWEAR	44 658	171 199	103 588
3 FOOTWEAR, NES, RUBBER, PLST	43 655	108 940	65 935
4 OTH. FOOTWEAR, LTHR. UPPERS	237 350	1 216 762	735 332
5 OTH. FOOTWEAR, TEXTLE UPPR	34 216	105 590	63 949
7 FOOTWEAR, NES	2 817	14 079	8 545
9 PARTS FOOTWEAR, ETC.	161 967	335 454	202 798
871 OPTICAL INSTRUMENTS, NES	28 193	1 022 342	617 416
1 BINOCULARS, TELESCOPE ETC	4 002	95 342	57 672
3 NON-OPTIC. MICROSCOPE ETC	979	43 344	26 171
4 COMPOD OPTIC. MICROSCOPES	8 870	360 691	217 594
9 LIQ. CRYSTAL DEVS; LASERS	14 342	522 965	315 879
872 MEDICAL INSTRUMENTS NES	295 499	3 746 164	2 264 357
1 DENTAL INSTRUMENTS NES	25 854	643 986	388 842
2 OTHR. MEDICAL INSTRUMENTS	199 686	2 590 913	1 566 337
3 THERAPEUTIC APPARATUS	29 939	316 367	191 377
4 MEDICAL, BARBER'S FURNITRE	40 020	194 898	117 801
873 METERS, COUNTERS, NES	112 309	802 601	485 978
1 GAS, LIQUID, ELECTR. METERS	87 625	370 293	224 047
2 REV. COUNTERS, METERS ETC.	24 684	432 308	261 931
874 MEASURE, CONTROL INSTRMNT	608 820	10 713 936	6 474 194
1 COMPASSES, SURVEY INSTRMNT	14 481	507 783	306 355
2 DRAWING, MEASURG. INSTRMNT	199 148	2 701 477	1 632 952
3 GAS, LIQ. MEAS. CONTRL. INST	83 840	1 095 215	661 603
4 INSTRUMENTS, ANALYSIS ETC	77 175	2 011 774	1 216 221
5 MEAS. CONTRL. SCI INST. NES	71 647	1 047 883	632 192
6 AUTOMATIC CONTROL INSTRMT	131 426	2 027 668	1 226 741
7 OSCILLOSCOPES, ETC.	26 889	1 244 004	751 011
9 PARTS, MACH, INSTRUMNT, NES	4 214	78 132	47 119
881 PHOTOGRAPH APPAR. ETC. NES	122 825	1 362 421	822 443
1 CAMERAS, FLASH EQUIPT, ETC	25 496	523 752	316 392
2 CINE. CAMERAS, PROJECT. ETC	4 478	105 008	63 202
3 PHOTO. CINE. EQUIPMENT NES	92 851	733 661	442 849
882 PHOTO. CINEMATOGRPH. SUPPL	1 698 849	2 839 972	1 716 667
1 PHOTO CHEM. GOODS, RETAIL	472 753	397 151	239 920
2 PHOTO FILM FLAT UNEXPOSED	333 671	685 925	414 676
3 PHOTO FILM ROLL UNEXPOSED	142 548	832 090	503 017
4 PHOTO PAPER ETC. UNEXPOSED	746 561	830 661	502 217
5 PHOTO FILM, EXPOSED, UNDEVD	307	3 000	1 819
6 PHOTO FILM, EXPOSED DEVPD	3 009	91 145	55 018
883 CINE. FILM EXPOSED. DEVELOPD	451	6 929	4 138
1 CINE FILM, 35MM+, DEVELOPED	417	5 646	3 367
9 OTH. CINE FILM EXPSD, DEVD	34	1 283	771
884 OPTICAL GOODS NES	22 494	1 323 287	800 508
1 OPTIC. FIBR. LENS ETC. UNMNT	10 459	459 443	278 015
2 SPECTACLES AND FRAMES	9 163	436 725	264 520
3 LENSES, PRISMS, ETC. MOUNTD	2 872	427 119	257 973
885 WATCHES AND CLOCKS	77 081	1 207 082	729 176
3 WATCHES, PREC. METAL CASES	16	220 834	133 187
4 WATCHES, OTHER THAN P. MTL	2 355	234 545	141 344
5 WATCH MOVEMENTS, ASSEMBLD	81	13 550	8 162
7 CLOCKS	32 757	220 672	133 323
9 TIME MEASURING EQUIP. NES	41 872	517 481	313 160
891 ARMS AND AMMUNITION	61 438	379 226	228 975
1 ARMD. FIGHT. VEHL, WEAPONS	2 205	83 617	50 485
2 BOMB, MINES, MISSL. AMM. ETC	39 817	100 267	60 481
3 NON-MILITARY ARMS	17 656	159 719	96 474
9 PARTS, ACCESSOR. OF WEAPON	1 760	35 623	21 535
892 PRINTED MATTER	6 037 770	5 102 175	3 081 214
1 PRINTED BOOKS, GLOBES ETC	1 388 990	1 534 644	927 919
2 NEWSPAPER, PERIODICAL, ETC	1 753 855	1 408 505	851 411
4 POSTCARDS, TRANSFERS ETC.	73 306	217 441	131 630
8 PRINTED MATTER, NES	2 821 619	1 941 585	1 170 254
893 ARTICLES, NES, OF PLASTICS	7 293 513	6 693 992	4 050 683
1 PLASTIC CONTAINERS ETC.	3 386 931	2 292 221	1 386 873
2 BUILDERS' WARE, PLASTICS	872 527	906 092	548 029
3 PLASTIC FLR, WALL, COVERING	846 894	586 159	354 826
9 PLASTIC ARTICLES NES	2 187 161	2 909 520	1 760 955
894 BABY CARRIAGE, TOYS, GAMES	1 055 858	2 111 872	1 275 549
1 BABY CARRIAGES, PARTS, NES	22 414	29 213	17 687
2 CHILDREN'S TOYS	519 114	989 010	596 986
3 FUNFAIR, TABLE GAME ARTCL	172 007	447 847	270 422
4 FESTIVE ARTICLES ETC. NES	49 894	126 966	76 583
6 FAIRGROUND AMUSEMENTS ETC	27 725	69 215	42 220

4 IMPORTS AND EXPORTS (SPECIAL TRADE) BY GROUPS AND SUBGROUPS OF THE SITC-REV. III
4.2 EXPORTS

GROUP / SUBGROUP	1993 DT = 100 KG	1993 1 000 DM	1993 1 000 \$
7 SPORTS GOODS	264 704	449 621	271 651
895 OFFICE, STATIONERY SUPPL	424 271	1 358 133	820 772
1 BASE METAL OFFICE SUPPLS	165 177	102 564	62 070
2 PENS, PENCILS, FOUNTN. PENS	151 485	923 714	557 872
9 OTH. OFFICE, STATNRY. SUPPL	107 609	331 855	200 830
896 WORKS OF ART, ANTIQUE ETC	6 106	545 659	330 176
1 HAND PAINTNGS, DRAWING ETC	1 193	320 363	193 825
2 ORIGINAL PRINTS ETC.	136	34 599	20 927
3 ORIGINAL SCULPTURES ETC.	1 480	48 340	29 169
4 STAMPS FOR PHILATELY	1 110	42 195	25 521
5 COLLECTIONS SCIENTFC. ETC	699	34 583	20 849
6 ANTIQUES OVER 100YRS OLD	1 488	65 579	39 885
897 GOLD, SILVERWARE, JEWE NES	7 146	1 178 929	710 947
2 IMITATION JEWELLERY	5 591	136 060	82 207
3 GOLD, SILVER JEWELRY, WARE	1 078	937 649	565 025
4 OTHR. ARTICLES, PREC. METAL	477	105 220	63 715
898 MUSICAL INSTRUMENTS, ETC.	1 033 334	3 532 677	2 136 402
1 STRING MUSICAL INSTRUMNT	23 579	137 510	83 127
2 MUSICAL INSTRUMENTS NES	17 101	154 777	93 527
4 MAGNETIC TAPE, UNRECORDED	593 026	961 712	583 126
5 OTH. BLANK RECORDNG MEDIA	44 086	271 070	164 529
6 MAGNETIC TAPES, RECORDED	64 330	264 090	159 587
7 OTHER RECORDED MEDIA	275 078	1 625 974	981 324
9 PARTS, MUSICAL INSTRUMENT	16 134	117 544	71 182
899 MISC MANUFCTRD GOODS NES	834 511	2 124 598	1 284 515
1 CARVED, MOULDED GOODS NES	8 845	33 292	20 151
2 ARTIFICIAL FLOWERS ETC.	21 102	48 793	29 503
3 CANDLES, MATCHES, ETC.	333 043	201 046	121 514
4 UMBRELLAS, WALKING-STICKS	96 481	84 408	51 083
6 ARTIFICIAL AIDS, DISABLED	13 003	663 114	400 831
7 BASKETS, BROOMS, BRUSH, ETC	224 045	451 572	273 018
8 SMALL-WARES, TOILETRS NES	98 872	552 716	334 164
9 MANUFACTURED GOODS, NES.	39 120	89 657	54 251
931 SPEC. TRANSACT. NOT CLASSD	6 446 433	21 517 202	13 073 221
941 COMPL IND PLANT CHAPT 99	169 783	302 215	182 418
961 COIN NONGOLD NONCURRENT	19 180	35 959	, 21 864
971 GOLD, NONMONTY EXCL ORES	1 103	1 123 040	679 625
972 MONETARY GOLD, GOLD COINS	41	81 038	49 061
TOTAL	2 015 740 980	628 386 638	380 123 869

5 IMPORTS AND EXPORTS (SPECIAL TRADE) BY CONTINENTS AND COUNTRIES
(COUNTRIES OF PRODUCTION AND CONSUMPTION)

COUNTRY	1993			1992			IMPORTS			1993			1992			1993			1992			EXPORTS			1993			1992		
	1 000 DM			1 000 \$			1 000 DM			1 000 \$			1 000 DM			1 000 \$			1 000 DM			1 000 \$			1 000 DM			1 000 \$		
EUROPE	399	382	329				241	649	748				463	767	505				280	683	865									
FRANCE	65	432	884				39	638	028				77	323	369				46	819	214									
BELGIUM LUX	34	010	176				20	612	759				42	744	491				25	910	041									
NETHERLANDS	49	954	818				30	218	174				48	317	009				29	246	700									
ITALY	48	179	018				29	132	181				47	466	358				28	754	515									
UNTD KINGDOM	35	462	026				21	456	058				50	283	981				30	423	587									
IRELAND	5	953	811				3	601	783				2	775	391				1	678	159									
DENMARK	10	550	385				6	381	103				11	302	309				6	839	266									
GREECE	3	342	971				2	022	874				6	353	718				3	848	749									
PORTUGAL	5	351	762				3	236	038				6	172	146				3	740	126									
SPAIN	14	674	799				8	878	388				20	492	647				12	408	745									
EU	272	912	650				165	177	386				313	231	419				189	669	102									
CANARY IS		132	657					80	633					355	993					214	615									
CEUTA MEL		58	591					35	996					32	250					19	395									
ICELAND		309	463					187	183					241	354					145	578									
NORWAY	9	197	933				5	564	405				5	143	938				3	107	984									
SWEDEN	12	548	431				7	591	604				12	677	346				7	667	350									
FINLAND	5	648	969				3	416	570				4	652	471				2	816	059									
SWITZERLAND	24	113	563				14	582	287				33	796	509				20	448	703									
AUSTRIA	26	404	838				15	971	237				37	257	138				22	550	263									
FAEROE IS		47	078					28	480					2	009					1	194									
ANDORRA		2	494					1	525					62	408					37	698									
GIBRALTAR		601						364						22	163					13	229									
VATICAN CITY		679						414						2	777					1	672									
MALTA		353	053					213	900					456	643					273	783									
TURKEY	6	662	520				4	025	789				8	423	109				5	086	154									
ESTONIA		165	593					99	901					171	419					103	115									
LATVIA		293	819					178	023					349	277					210	568									
LITHUANIA		321	655					194	149					502	060					302	550									
POLAND	8	638	562				5	219	094				9	701	615				5	864	288									
CZECH REPUB	6	435	762				3	890	002				7	654	172				4	624	343									
SLOVAKIA	1	491	073					899	384				1	402	957					846	914									
HUNGARY	4	526	304				2	734	474				5	158	355				3	116	931									
ROMANIA	1	369	965					827	178				1	805	618				1	090	209									
BULGARIA		572	618					345	988					905	080					546	019									
ALBANIA		18	939					11	421					69	686					41	904									
UKRAINE		413	763					249	492				1	540	583					929	923									
BELARUS		328	680					198	742					792	021					478	203									
MOLDOVA		28	059					16	846					61	456					36	981									
RUSSIA	10	720	092				6	484	983				11	392	936				6	875	767									
GEORGIA		4	649					2	793					23	333					14	159									
ARMENIA		1	887					1	133					19	294					11	628									
AZERBAIJAN		17	130					10	384					45	467					27	452									
KAZAKHSTAN		161	865					97	630					732	721					440	828									
TURKMENISTAN		61	790					37	081					76	005					45	593									
UZBEKISTAN		497	094					299	188					223	994					135	816									
TADJIKISTAN		20	552					12	430					12	897					7	759									
KYRGHYZSTAN		5	809					3	515					19	466					11	674									
SLOVENIA	2	998	286				1	813	014				2	464	917				1	489	211									
CROATIA	1	377	998					832	491				1	771	915				1	069	493									
BOS HERZEGOV		25	455					15	441					57	488					34	796									
SERB MONTNEG		1	011					605						43	183					26	013									
MACEDONIA		490	399					296	593					412	063					248	949									
AFRICA	14	336	218				8	671	933				14	322	610				8	651	475									
MOROCCO		902	872					545	940				1	044	104					630	621									
ALGERIA	2	322	912				1	406	282					617	670					371	827									
TUNISIA	1	227	109					741	171				1	304	796					788	335									
LIBYA	2	620	769				1	587	859				1	262	338					761	855									
EGYPT		440	292					266	153				2	142	139				1	294	744									
SUDAN		42	505					25	686					68	599					41	352									
MAURITANIA		13	307					8	016					36	201					21	829									
MALI		11	849					7	216					36	372					22	005									
BURKINA FASO		1	717					1	031					16	074					9	683									

5 IMPORTS AND EXPORTS (SPECIAL TRADE) BY CONTINENTS AND COUNTRIES
(COUNTRIES OF PRODUCTION AND CONSUMPTION)

COUNTRY	IMPORTS		EXPORTS	
	1993 1 000 DM	1992 1 000 \$	1993 1 000 DM	1992 1 000 \$
MAYOTTE	270	160	218	135
ZAMBIA	14 085	8 570	81 987	49 523
ZIMBABWE	173 046	104 464	116 596	70 483
MALAWI	65 551	39 722	36 024	21 691
SOUTH AFRICA	2 632 593	1 593 752	4 307 503	2 604 444
NAMIBIA	34 719	20 999	35 850	21 629
BOTSWANA	38 445	23 175	6 344	3 840
SWAZILAND	7 127	4 289	4 576	2 724
LESOTHO	20 229	12 217	6 913	4 223
AMERICA	56 852 365	34 393 902	65 936 497	39 832 070
USA	40 342 203	24 409 525	46 750 720	28 245 111
CANADA	3 995 022	2 419 453	3 954 846	2 388 306
GREENLAND	4 267	2 585	1 585	898
ST PIERRE	777	468	544	327
MEXICO	799 661	483 335	4 306 433	2 602 556
BERMUDA	1 778	1 086	69 157	40 663
GUATEMALA	136 975	82 471	156 594	94 305
BELIZE	3 831	2 310	3 581	2 168
HONDURAS	197 982	120 092	68 665	41 172
EL SALVADOR	117 698	70 609	91 606	55 244
NICARAGUA	46 983	28 320	15 305	9 275
COSTA RICA	397 663	240 279	143 645	86 611
PANAMA	203 903	124 189	183 872	111 069
ANGUILLA	17	11	1 046	652
CUBA	34 873	21 184	65 250	39 492
ST CHRISTOPH	20	11	124	76
HAITI	7 436	4 484	15 836	9 567
BAHAMAS	75 071	45 418	100 226	60 359
TURKS CAICOS	93	56	498	300
DOMINIC REP	52 104	31 448	70 125	42 329
AM VIRGIN IS	160	97	3 655	2 184
GUADELOUPE	3 317	1 973	45 512	27 345
ANTIGUA	42	25	4 841	2 927
DOMINICA	1 369	799	1 596	958
BRIT VIRG IS	14 539	8 799	7 258	4 474
MARTINIQUE	4 104	2 488	52 373	31 562
CAYMAN IS	1 766	1 083	1 820	1 104
JAMAICA	69 254	41 863	43 914	26 628
ST LUCIA	3 618	2 198	6 080	3 655
ST VINCENT	157	96	11 649	7 114
BARBADOS	9 585	5 778	23 568	14 193
TRINIDAD TOB	76 865	46 370	44 480	26 935
GRENADE	2 428	1 469	905	536
ARUBA	207	127	12 093	7 323
NETH ANTILL	56 460	34 254	53 379	32 501
COLOMBIA	1 168 167	707 128	824 379	498 170
VENEZUELA	995 867	601 551	927 135	560 550
GUYANA	10 357	6 216	20 832	12 490
SURINAME	39 669	23 773	9 198	5 538
FRENCH GUIAN	10 540	6 212	224 291	134 040
ECUADOR	300 473	181 750	278 613	168 277
PERU	331 965	200 729	265 783	160 293
BRAZIL	4 416 698	2 670 424	4 230 332	2 556 660
CHILE	1 027 656	621 770	931 393	563 400
BOLIVIA	60 793	36 726	85 829	52 039
PARAGUAY	55 823	33 433	98 376	59 163
URUGUAY	186 855	112 936	169 707	102 499
ARGENTINA	1 585 269	956 497	1 557 447	938 789
FALKLAND IS	6	4	401	243
ASIA	93 136 801	56 335 017	78 061 590	47 151 230
CYPRUS	200 433	120 787	854 869	516 872
LEBANON	17 143	10 325	504 888	304 468
SYRIA	1 177 570	713 862	688 201	415 528
IRAQ	630	387	69 372	41 611
IRAN	1 315 013	795 708	4 109 508	2 487 588
ISRAEL	1 452 626	878 016	3 129 542	1 890 176
JORDAN	11 988	7 248	428 853	258 694
SAUDI ARABIA	1 960 951	1 186 124	3 602 920	2 177 883
KUWAIT	61 818	37 766	887 436	536 498
BAHRAIN	46 292	28 148	243 133	146 630
QATAR	15 099	9 094	219 581	132 752
ARAB EMIRAT	251 409	152 037	2 205 865	1 332 657
OMAN	12 247	7 416	309 913	187 265
YEMEN	145 595	88 548	118 271	71 395
AFGHANISTAN	26 645	16 087	18 244	10 944
PAKISTAN	952 289	576 092	1 154 442	695 961
INDIA	3 232 626	1 956 751	3 005 209	1 816 575
BANGLADESH	445 512	269 041	190 340	114 771
MALDIVES	4 137	2 490	9 058	5 477
SRI LANKA	457 673	276 542	233 538	141 072
NEPAL	326 195	197 091	19 773	11 838
BHUTAN	76	45	1 708	1 036
MYANMAR	23 512	14 195	67 866	35 147
THAILAND	3 136 473	1 897 494	3 373 420	2 036 534
LAOS	22 206	13 360	6 715	4 060
VIETNAM	482 871	291 514	203 354	123 032
CAMBODIA	48 409	29 229	3 862	2 332
INDONESIA	2 674 436	1 618 225	3 132 341	1 897 036
MALAYSIA	3 412 029	2 063 715	2 389 663	1 440 209
BRUNEI	11 227	6 839	94 234	56 866
SINGAPORE	4 049 362	2 448 271	3 732 989	2 253 010
PHILIPPINES	1 290 859	780 715	1 069 802	645 622
MONGOLIA	5 790	3 478	10 653	6 377
CHINA	13 808 502	8 345 241	9 597 972	5 795 734
NORTH KOREA	121 414	73 415	78 149	47 322
SOUTH KOREA	5 690 362	3 440 315	5 718 688	3 452 386
JAPAN	34 105 735	20 636 853	15 772 610	9 521 379
TAIWAN	7 409 028	4 484 874	5 815 147	3 515 171

5 IMPORTS AND EXPORTS (SPECIAL TRADE) BY CONTINENTS AND COUNTRIES
(COUNTRIES OF PRODUCTION AND CONSUMPTION)

COUNTRY	IMPORTS		EXPORTS	
	1993 1 000 DM	1992 1 000 \$	1993 1 000 DM	1992 1 000 \$
HONG KONG	4 354 347	2 631 143	4 979 378	3 009 228
MACAO	376 272	226 536	20 083	12 094
AUSTRALIA AND OCEANIA	2 575 852	1 558 816	4 722 417	2 854 661
AUSTRALIA	1 635 450	990 025	4 078 996	2 466 339
PAPUA NEW G	249 361	151 285	13 864	8 316
AUST OCEANIA	259	153	3 889	2 359
NAURU	63	40	1 417	836
NEW ZEALAND	611 700	369 471	543 088	327 946
SOLOMON IS	5 582	3 362	1 651	999
TUVALU	204	121	798	474
NEW CALEDON	44 154	26 821	36 035	21 729
AM OCEANIA	4 776	2 829	5 218	3 124
WALLIS FUTUN	6	4	12	7
KIRIBATI	2 200	1 311	414	244
PITCAIRN	1	1	7	4
N ZEAL OCEAN	2 486	1 509	6 502	3 961
FIJI	5 371	3 254	5 626	3 384
VANUATU	7 184	4 344	376	229
TONGA	283	175	499	299
WEST SAMOA	224	134	2 803	1 679
FR POLYNESIA	2 938	1 771	20 420	12 260
MICRONESIA	170	106	38	22
MARSHALL ISL	392	239	116	71
POLAR REG	3 048	1 861	648	379
MISCELLANEOUS	211 634	127 832	1 576 019	950 568
SHIPS SUPPL	189 664	114 421	898 762	543 882
UNID COUNTR	21 970	13 411	677 257	406 686
TOTAL	566 495 199	342 737 248	628 386 638	380 123 869

6 IMPORTS AND EXPORTS (SPECIAL TRADE) BY GROUPS OF THE SITC-REV. III AND BY COUNTRIES OF PRODUCTION AND CONSUMPTION 1993

GROUP COUNTRY	DT = 100 KG	1 000 DM	1 000 \$	GROUP COUNTRY	DT = 100 KG	1 000 DM	1 000 \$
001 LIVE ANIMALS				EGYPT	121 295	21 605	13 070
IMPORTS	2 067 428	574 878	347 369	SUDAN	405	208	124
FRANCE	88 160	46 755	28 245	NIGERIA	6	124	75
BELGIUM LUX	158 517	41 568	25 130	TANZANIA	13	118	71
NETHERLANDS	1 033 213	251 848	151 934	SOUTH AFRICA	15	114	69
ITALY	2 062	914	553	USA	1 230	6 848	4 111
UNITED KINGDOM	20 154	8 939	5 414	CANADA	469	1 205	720
IRELAND	10 817	3 869	2 358	MEXICO	175	2 099	1 267
DENMARK	204 116	40 457	24 602	GUATEMALA	17	401	247
PORTUGAL	89	71	44	COSTA RICA	9	238	143
SPAIN	3 394	1 255	744	COLOMBIA	301	833	497
EU	1 520 522	395 676	239 024	VENEZUELA	33	334	202
ICELAND	3 850	2 693	1 627	ECUADOR	36	179	106
NORWAY	81	309	191	PERU	6	57	35
SWEDEN	1 140	4 137	2 486	BRAZIL	6 258	6 304	3 735
FINLAND	251	385	232	CHILE	9	142	86
SWITZERLAND	12 212	6 304	3 820	BOLIVIA	38	234	143
AUSTRIA	166 317	40 347	24 516	PARAGUAY	10	59	35
ESTONIA	455	56	34	ARGENTINA	58	322	194
LATVIA	1 808	491	294	LEBANON	673 869	88 862	53 557
LITHUANIA	6 106	974	587	SYRIA	41 427	7 262	4 375
POLAND	105 092	32 817	19 888	IRAN	63	2 525	1 544
CZECH REPUBL	172 368	45 056	27 100	ISRAEL	256	152	92
SLOVAKIA	12 397	4 058	2 445	JORDAN	39 131	7 243	4 376
HUNGARY	46 338	13 647	8 241	SAUDI ARABIA	43 078	11 532	6 933
ROMANIA	2 966	568	341	KUWAIT	8 616	3 040	1 824
BULGARIA	640	62	37	BAHRAIN	233	53	32
UKRAINE	1 207	285	173	QATAR	582	712	436
BELARUS	610	126	75	ARAB EMIRAT	1 417	625	371
MOLDOVA	300	55	34	YEMEN	9 446	1 810	1 085
RUSSIA	2 556	671	407	PAKISTAN	89	697	420
SLOVENIA	50	103	63	INDIA	500	467	284
SENEGAL	13	119	73	BANGLADESH	10	205	125
GUINEA	7	79	47	SRI LANKA	27	206	121
GHANA	22	112	68	THAILAND	61	307	187
CAMEROON	15	337	208	INDONESIA	55	1 708	1 015
ZAIRE	2	63	37	MALAYSIA	25	254	153
TANZANIA	48	451	271	SINGAPORE	14	57	35
MADAGASCAR	3	137	81	PHILIPPINES	12	204	122
ZIMBABWE	36	272	159	SOUTH KOREA	38	323	193
SOUTH AFRICA	27	267	161	JAPAN	392	2 448	1 484
USA	4 950	13 333	8 055	TAIWAN	33	335	202
CANADA	3 524	5 498	3 321	UNID COUNTR	312	429	260
NICARAGUA	10	396	238	011 BOVINE MEAT			
JAMAICA	21	62	36	IMPORTS	2 954 207	2 193 801	1 323 892
COLOMBIA	5	85	52	FRANCE	1 040 804	680 468	410 659
GUYANA	15	161	99	BELGIUM LUX	124 482	94 728	57 060
SURINAME	9	198	119	NETHERLANDS	528 199	367 455	221 497
PERU		54	35	ITALY	73 840	39 777	24 054
BRAZIL	154	163	98	UNITED KINGDOM	18 341	15 049	9 173
CHILE	6	77	47	IRELAND	152 782	133 771	80 609
URUGUAY	75	91	56	DENMARK	276 870	138 604	83 680
ARGENTINA	606	628	384	GREECE	1 807	774	473
PAKISTAN	7	106	64	PORTUGAL	294	208	128
THAILAND	1	55	33	SPAIN	30 394	18 602	11 242
VIETNAM	7	116	72	EU	2 247 813	1 489 436	898 575
INDONESIA	105	357	214	SWITZERLAND	2 473	1 391	843
MALAYSIA	15	335	205	AUSTRIA	106 371	52 091	31 567
SINGAPORE	95	316	193	POLAND	2 773	1 306	792
PHILIPPINES	16	415	250	CZECH REPUBL	2 287	1 702	1 033
CHINA	19	533	324	SLOVAKIA	5 326	3 463	2 086
JAPAN	1	180	107	HUNGARY	10 090	5 384	3 252
HONG KONG	31	310	188	ROMANIA	3 039	2 250	1 357
AUSTRALIA	46	95	56	SLOVENIA	410	279	169
NEW ZEALAND	28	237	144	CROATIA	947	826	496
EXPORTS	2 960 862	857 146	518 050	MADAGASCAR	5 860	3 249	1 973
FRANCE	144 744	51 420	31 179	ZIMBABWE	24 998	19 014	11 501
BELGIUM LUX	251 386	80 795	49 134	SOUTH AFRICA	1 135	454	279
NETHERLANDS	837 662	250 163	150 786	NAMIBIA	39 262	22 424	13 525
ITALY	344 910	136 852	83 148	BOTSWANA	51 130	35 330	21 273
UNITED KINGDOM	5 100	3 878	2 314	SWAZILAND	176	97	59
IRELAND	2 916	1 454	863	USA	1 466	2 021	1 233
DENMARK	27 817	10 118	6 118	CANADA	59	95	60
GREECE	10 149	4 024	2 413	BRAZIL	107 653	96 548	58 086
PORTUGAL	8 633	4 567	2 784	PARAGUAY	6 318	5 961	3 579
SPAIN	83 149	30 783	18 810	URUGUAY	43 885	43 697	26 389
EU	1 716 466	574 054	347 549	ARGENTINA	285 761	402 586	243 233
CANARY IS	2 533	1 066	648	ISRAEL	140	66	40
NORWAY	110	319	195	INDIA	132	84	51
SWEDEN	442	1 132	679	AUSTRALIA	2 955	1 813	1 103
FINLAND	858	788	478	NEW ZEALAND	1 700	2 207	1 323
SWITZERLAND	13 651	18 354	11 089	EXPORTS	5 074 878	2 199 922	1 330 034
AUSTRIA	5 139	7 357	4 448	FRANCE	1 016 698	643 821	389 627
ANDORRA	983	158	96	BELGIUM LUX	41 196	26 809	16 209
TURKEY	157 574	46 927	28 181	NETHERLANDS	144 382	80 921	48 906
LATVIA	15	55	32	ITALY	798 320	567 946	343 139
LITHUANIA	126	131	79	UNITED KINGDOM	29 653	17 233	10 472
POLAND	6 371	4 810	2 903	IRELAND	1 641	987	591
CZECH REPUBL	6 969	4 019	2 407	DENMARK	197 339	125 467	75 921
SLOVAKIA	1 230	550	331	GREECE	256 495	150 284	90 884
HUNGARY	895	1 026	623	PORTUGAL		584	358
ROMANIA	872	338	201	SPAIN	10 711	8 826	5 308
UKRAINE	894	286	170	EU	2 497 356	1 622 878	981 415
RUSSIA	3 391	2 964	1 756	CANARY IS		69	41
UZBEKISTAN	6	110	68	SWEDEN	3 614	1 575	941
SLOVENIA	698	345	203	FINLAND	267	261	160
CROATIA	2 573	1 098	661	SWITZERLAND	1 256	530	316
MACEDONIA	984	336	205	AUSTRIA	1 744	912	552
MOROCCO	11 913	3 556	2 161	TURKEY	171 856	27 530	16 690
ALGERIA	2 912	618	380	POLAND	155 710	22 930	13 823
TUNISIA	17 006	5 885	3 592	CZECH REPUBL	2 621	538	325
LIBYA	55 840	7 641	4 553				

6 IMPORTS AND EXPORTS (SPECIAL TRADE) BY GROUPS OF THE SITC-REV. III AND BY COUNTRIES OF PRODUCTION AND CONSUMPTION 1993

GROUP COUNTRY	DT = 100 KG	1 000 DM	1 000 \$	GROUP COUNTRY	DT = 100 KG	1 000 DM	1 000 \$
SLOVAKIA	307	65	41	TURKEY	1 258	261	152
HUNGARY	65 086	10 872	6 548	LITHUANIA	1 269	394	238
ROMANIA	6 384	924	553	POLAND	13 028	1 994	1 205
BULGARIA	53 613	8 665	5 188	CZECH REPUB	9 280	2 133	1 306
ALBANIA	920	124	75	SLOVAKIA	3 057	669	410
UKRAINE	425	85	53	HUNGARY	44 746	6 584	3 968
RUSSIA	732 259	209 418	126 949	BULGARIA	3 977	771	462
TURKMENISTAN	31 631	5 115	3 086	UKRAINE	9 332	1 624	955
UZBEKISTAN	164 113	26 466	16 048	RUSSIA	597 597	134 127	80 817
TADJIKISTAN	2 634	367	224	TURKMENISTAN	507	85	52
SLOVENIA	15 811	2 576	1 534	SLOVENIA	17 954	4 553	2 751
CROATIA	24 342	4 461	2 683	CROATIA	7 089	1 858	1 115
SERB MONTNEG	2 976	539	326	MACEDONIA	273	60	36
MACEDONIA	7 380	1 198	720	TUNISIA	559	204	125
ALGERIA	42 817	10 765	6 482	LIBYA	552	372	224
TUNISIA	2 052	846	521	NIGERIA	318	135	81
LIBYA	6 570	2 374	1 448	GABON	564	151	93
EGYPT	396 030	71 374	43 183	ETHIOPIA	972	101	62
LIBERIA	7 066	697	420	MOZAMBIQUE	385	88	50
CTE D IVOIRE	419	75	47	USA	438	391	234
GHANA	11 127	1 237	755	CANADA	227	127	75
BENIN	609	153	90	NETH ANTILL	706	185	109
GABON	5 049	782	470	SAUDI ARABIA	191	60	36
CONGO	501	92	56	BAHRAIN	1 956	225	134
ZAIRE	24 581	1 917	1 157	ARAB EMIRAT	305	88	53
MOZAMBIQUE	467	104	63	THAILAND	562	206	127
MAYOTTE	528	93	58	CHINA	1 793	490	300
SOUTH AFRICA	561	142	86	HONG KONG	47 715	7 171	4 325
PARAGUAY	346	90	52	UNID COUNTR	1 000	197	118
LEBANON	2 365	691	419				
SYRIA	9 250	1 085	641	016 MEAT, ED. OFFL, DRY, SLT, SMK			
IRAQ	10 115	1 082	668	IMPORTS	133 951	169 037	102 008
IRAN	473 119	129 992	78 065	FRANCE	23 364	20 922	12 547
JORDAN	93 867	13 628	8 269	BELGIUM LUX	34 932	35 043	21 168
SAUDI ARABIA	31 400	8 974	5 394	NETHERLANDS	8 997	11 308	6 839
KUWAIT	5 635	2 038	1 229	ITALY	43 332	78 576	47 475
ARAB EMIRAT	5 016	2 638	1 601	UNTD KINGDOM	490	526	314
OMAN	617	310	186	IRELAND	257	208	123
MONGOLIA	251	57	35	DENMARK	16 469	11 335	6 829
UNID COUNTR	363	167	99	SPAIN	1 867	3 108	1 875
				EU	129 708	161 026	97 170
012 OTHER MEAT, MEAT OFFAL				SWEDEN	52	109	65
IMPORTS	12 546 829	4 757 513	2 872 672	SWITZERLAND	2 336	5 574	3 374
FRANCE	1 152 208	525 936	317 459	AUSTRIA	833	1 250	754
BELGIUM LUX	1 885 283	713 951	431 611	HUNGARY	214	156	94
NETHERLANDS	5 376 545	1 700 613	1 027 415	SLOVENIA	454	692	414
ITALY	196 180	68 811	41 621	USA	154	91	54
UNTD KINGDOM	702 694	230 782	139 389	ARGENTINA	100	53	32
IRELAND	184 050	65 856	39 799	EXPORTS	151 014	109 497	66 184
DENMARK	1 577 736	528 673	318 855	FRANCE	29 898	29 073	17 551
GREECE	7 175	3 920	2 366	BELGIUM LUX	6 417	9 484	5 737
PORTUGAL	125	106	65	NETHERLANDS	8 920	6 488	3 927
SPAIN	106 176	41 255	24 881	ITALY	6 631	5 964	3 591
EU	11 168 172	3 879 903	2 343 461	UNTD KINGDOM	82 222	46 382	28 118
SWEDEN	4 711	1 979	1 208	IRELAND	1 622	905	546
FINLAND	397	210	123	DENMARK	5 896	4 712	2 838
SWITZERLAND	3 978	1 199	715	SPAIN	91	166	96
AUSTRIA	8 037	6 588	3 949	EU	141 760	103 235	62 442
TURKEY	972	1 200	708	CANARY IS	121	256	154
LATVIA	1 930	1 583	954	SWEDEN	601	842	509
POLAND	188 618	117 011	70 085	SWITZERLAND	734	453	273
CZECH REPUB	54 776	23 466	14 132	AUSTRIA	281	73	45
SLOVAKIA	3 068	1 600	962	LITHUANIA	179	55	34
HUNGARY	329 309	190 875	114 833	POLAND	306	285	172
ROMANIA	7 777	4 466	2 692	CZECH REPUB	442	329	199
BULGARIA	1 972	1 101	658	BELARUS	778	219	130
SLOVENIA	1 149	918	552	RUSSIA	2 729	1 365	810
CROATIA	3 653	2 074	1 254	SLOVENIA	336	219	131
SOUTH AFRICA	1 869	2 145	1 292	CROATIA	1 078	506	299
USA	13 177	2 759	1 677	BOS HERZEGOV	189	89	54
CANADA	1 369	580	349	USA	356	448	272
BRAZIL	97 741	70 435	42 495	THAILAND	57	158	94
CHILE	487	190	116	PHILIPPINES	25	49	30
PARAGUAY	127	104	63	CHINA	173	76	44
URUGUAY	21 476	13 128	7 949	JAPAN	106	169	102
ARGENTINA	42 398	34 271	20 542	HONG KONG	161	260	153
SYRIA	164	122	74				
ISRAEL	5 893	5 774	3 464	017 MEAT, OFFL. PRPD, PRSVD, NES			
THAILAND	129 735	92 418	55 789	IMPORTS	1 551 487	970 626	586 413
SINGAPORE	229	76	47	FRANCE	141 872	115 906	69 941
CHINA	95 328	61 646	37 122	BELGIUM LUX	234 465	167 210	101 169
TAIWAN	724	579	347	NETHERLANDS	249 412	144 902	87 729
HONG KONG	230	168	99	ITALY	71 778	77 751	46 894
AUSTRALIA	57 090	36 005	21 826	UNTD KINGDOM	11 603	4 918	2 970
NEW ZEALAND	300 019	202 793	123 048	IRELAND	8 837	7 359	4 442
EXPORTS	2 406 678	682 086	412 220	DENMARK	196 360	113 955	68 862
FRANCE	127 680	65 231	39 290	GREECE	262	133	80
BELGIUM LUX	111 681	32 804	19 647	SPAIN	3 740	3 881	2 338
NETHERLANDS	464 043	117 366	71 123	EU	918 349	636 027	384 433
ITALY	640 221	214 815	130 265	NORWAY	111	128	77
UNTD KINGDOM	65 750	18 933	11 487	SWEDEN	15 158	7 436	4 505
IRELAND	1 775	758	463	SWITZERLAND	154	317	190
DENMARK	46 617	13 582	8 181	AUSTRIA	30 999	8 728	5 293
GREECE	76 933	23 455	14 125	POLAND	91 062	37 885	22 925
PORTUGAL	2 440	742	447	CZECH REPUB	2 251	970	586
SPAIN	15 316	7 480	4 518	HUNGARY	140 042	102 588	61 716
EU	1 552 456	495 166	299 546	ROMANIA	47 747	13 166	7 964
CANARY IS	1 131	586	358	BULGARIA	1 790	635	380
SWEDEN	35 859	1 664	1 006	SLOVENIA	26 865	6 264	3 757
FINLAND	311	207	125	CROATIA	16 341	7 168	4 331
SWITZERLAND	32 377	12 460	7 536				
AUSTRIA	14 375	6 169	3 725				

6 IMPORTS AND EXPORTS (SPECIAL TRADE) BY GROUPS OF THE SITC-REV. III AND BY COUNTRIES OF PRODUCTION AND CONSUMPTION 1993

GROUP COUNTRY	DT = 100 KG	1 000 DM	1 000 \$	GROUP COUNTRY	DT = 100 KG	1 000 DM	1 000 \$
USA	1 236	1 014	606	EXPORTS	32 147 101	4 580 063	2 773 819
ECUADOR	95	66	41	FRANCE	2 384 697	447 859	272 063
BRAZIL	154 521	86 647	52 356	BELGIUM LUX	1 954 931	333 681	202 187
URUGUAY	3 311	2 831	1 704	NETHERLANDS	9 818 934	1 397 562	847 193
ARGENTINA	84 543	51 352	31 101	ITALY	13 891 984	1 421 821	859 401
ISRAEL	12 764	4 971	2 994	UNITD KINGDOM	542 376	118 608	71 742
THAILAND	1 603	1 099	655	IRELAND	4 806	1 694	1 013
CHINA	2 217	989	590	DENMARK	160 583	33 024	19 896
JAPAN	134	257	154	GREECE	399 107	104 026	62 923
EXPORTS	763 043	546 586	330 014	PORTUGAL	29 602	8 382	5 058
FRANCE	128 395	102 393	62 014	SPAIN	296 455	82 791	50 102
BELGIUM LUX	65 176	58 469	35 372	EU	29 483 475	3 949 448	2 391 578
NETHERLANDS	93 527	73 397	44 351	CANARY IS	151 827	26 775	16 095
ITALY	31 021	25 162	15 192	CEUTA MEL	6 402	448	271
UNITD KINGDOM	95 047	82 548	49 943	NORWAY	2 146	224	141
IRELAND	771	942	568	SWEDEN	13 527	2 457	1 478
DENMARK	30 100	18 419	11 146	FINLAND	3 123	770	462
GREECE	2 453	2 146	1 295	SWITZERLAND	28 735	8 395	5 075
PORTUGAL	7 842	5 162	3 110	AUSTRIA	107 619	18 705	11 264
SPAIN	19 309	16 566	10 001	GIBALTAR	3 655	344	206
EU	473 641	385 204	232 992	MALTA	13 565	2 452	1 499
CANARY IS	10 556	8 508	5 090	TURKEY	21 209	5 618	3 382
NORWAY	35	56	34	ESTONIA	5 881	1 151	692
SWEDEN	17 201	18 759	11 369	LATVIA	9 303	2 533	1 518
FINLAND	1 100	1 073	650	LITHUANIA	2 691	629	376
SWITZERLAND	19 185	17 313	10 449	POLAND	117 994	25 748	15 630
AUSTRIA	1 564	1 476	886	CZECH REPUB	88 913	20 902	12 709
ANDORRA	564	381	230	SLOVAKIA	26 201	5 715	3 467
MALTA	139	104	62	HUNGARY	103 433	24 504	14 844
TURKEY	1 663	1 314	787	ROMANIA	16 353	1 840	1 128
ESTONIA	761	233	139	BULGARIA	7 273	2 409	1 442
LATVIA	388	195	116	UKRAINE	5 809	1 488	894
LITHUANIA	1 483	626	376	BELARUS	757	193	113
POLAND	1 243	798	481	RUSSIA	224 428	97 097	58 544
CZECH REPUB	1 550	870	529	ARMENIA	1 991	718	428
SLOVAKIA	806	296	181	AZERBAIJAN	320	80	50
HUNGARY	1 095	712	431	TADJIKISTAN	346	125	76
ROMANIA	1 056	415	250	KYRGYZSTAN	301	64	38
BULGARIA	764	494	300	SLOVENIA	5 305	1 412	849
UKRAINE	2 841	1 249	743	CROATIA	79 525	7 935	4 780
BELARUS	11 278	4 373	2 630	BOS HERZEGOV	2 996	750	460
RUSSIA	191 341	86 702	52 012	MOROCCO	5 343	859	518
GEORGIA	117	91	54	ALGERIA	5 400	1 597	959
ARMENIA	172	96	59	TUNISIA	966	265	164
KAZAKHSTAN	414	192	114	LIBYA	184 604	30 985	18 578
KYRGYZSTAN	471	153	91	EGYPT	6 077	1 383	830
SLOVENIA	217	161	96	SUDAN	2 200	614	375
CROATIA	3 047	2 052	1 246	MAURITANIA	79 449	9 137	5 538
BOS HERZEGOV	331	109	67	MALI	3 510	1 036	631
MALI	322	182	106	BURKINA FASO	9 948	2 780	1 669
NIGERIA	86	105	64	NIGER	9 381	2 554	1 562
MOZAMBIQUE	84	51	30	CHAD	600	219	134
MAURITIUS	155	77	46	SENEGAL	17 821	3 599	2 197
SOUTH AFRICA	5 467	2 479	1 500	GAMBIA	10 557	1 611	980
USA	384	204	122	GUIN BISSAU	3 053	754	457
CUBA	288	154	95	GUINEA	14 728	2 639	1 596
BRAZIL	210	266	161	SIERRA LEONE	2 816	663	393
ARGENTINA	298	325	197	LIBERIA	5 157	1 169	709
LEBANON	1 476	1 006	590	CTE D IVOIRE	18 834	3 799	2 306
JORDAN	192	178	106	GHANA	14 135	4 360	2 665
SAUDI ARABIA	1 173	691	417	TOGO	3 176	618	370
KUWAIT	560	423	257	BENIN	1 400	377	229
BAHRAIN	438	375	223	NIGERIA	52 666	11 303	6 844
ARAB EMIRAT	153	76	43	CENT AFR REP	900	259	159
OMAN	100	64	40	S TOME PRINC	300	80	49
SINGAPORE	160	156	92	GABON	2 006	302	181
PHILIPPINES	53	86	52	CONGO	632	174	106
NORTH KOREA	93	52	32	ZAIRE	8 445	2 193	1 302
JAPAN	1 837	1 887	1 145	BURUNDI	2 400	669	390
TAIWAN	60	64	38	ANGOLA	2 207	498	306
HONG KONG	1 270	1 132	681	ETHIOPIA	26 082	6 822	4 203
AUSTRALIA	83	150	91	DJIBOUTI	2 768	674	408
SHIPS SUPPL	186	138	79	SOMALIA	3 248	904	549
UNID COUNTR	2 332	1 695	1 011	UGANDA	2 000	497	291
022 MILK AND CREAM				TANZANIA	312	78	46
IMPORTS	4 773 093	844 162	510 022	MOZAMBIQUE	7 005	1 519	912
FRANCE	925 942	203 981	123 615	MADAGASCAR	4 500	1 349	812
BELGIUM LUX	1 824 523	237 487	143 325	COMOROS	700	185	113
NETHERLANDS	770 230	171 100	103 329	ZAMBIA	3 610	1 000	608
ITALY	226 600	23 825	14 398	ZIMBABWE	1 560	367	221
UNITD KINGDOM	231 424	83 321	50 237	MALAWI	4 030	1 292	753
IRELAND	192 444	63 872	38 700	SOUTH AFRICA	2 498	1 004	608
DENMARK	129 309	34 495	20 732	NAMIBIA	7 886	1 804	1 092
GREECE	13 250	4 336	2 614	SWAZILAND	540	158	92
PORTUGAL	6 683	2 535	1 495	USA	3 048	585	350
SPAIN	11 094	5 608	3 383	CANADA	618	458	282
EU	4 431 499	830 560	501 828	MEXICO	273 784	78 068	48 030
NORWAY	225	100	59	GUATEMALA	150	48	30
SWEDEN	934	452	282	HONDURAS	10 362	2 758	1 671
SWITZERLAND	3 826	1 564	947	NICARAGUA	2 550	683	407
AUSTRIA	302 475	4 615	2 785	CUBA	14 360	4 122	2 476
MALTA	428	127	77	HAITI	13 530	2 873	1 718
LATVIA	1 406	218	133	BAHAMAS	4 910	608	369
LITHUANIA	4 108	649	380	DOMINIC REP	6 183	2 135	1 291
POLAND	7 142	1 630	982	ANTIGUA	3 034	312	191
CZECH REPUB	13 143	1 793	1 078	DOMINICA	160	49	31
SLOVAKIA	347	67	39	JAMAICA	4 821	1 299	810
HUNGARY	185	98	61	ST LUCIA	664	96	57
RUSSIA	4 347	831	500	ST VINCENT	1 629	175	105
USA	499	253	152	TRINIDAD TOB	650	95	58
NEW ZEALAND	1 491	1 104	657	NETH ANTILL	665	62	36
				ECUADOR	1 800	518	302
				PERU	16 581	3 587	2 182
				BRAZIL	1 791	589	357

6 IMPORTS AND EXPORTS (SPECIAL TRADE) BY GROUPS OF THE SITC-REV. III AND BY COUNTRIES OF PRODUCTION AND CONSUMPTION 1993

GROUP COUNTRY	DT = 100 KG	1 000 DM	1 000 \$	GROUP COUNTRY	DT = 100 KG	1 000 DM	1 000 \$
CHILE	4 314	1 241	732	SINGAPORE	362	102	61
BOLIVIA	2 255	527	323	TAIWAN	239	63	39
PARAGUAY	14 000	3 692	2 249	HONG KONG	182	51	31
URUGUAY	520	81	48	SHIPS SUPPL	524	339	204
ARGENTINA	1 240	425	261	UNID COUNTR	244	101	62
CYPRUS	2 492	475	289				
LEBANON	2 433	539	323	024 CHEESE AND CURD			
SYRIA	559	318	195	IMPORTS	3 766 293	3 037 891	1 834 460
IRAN	2 750	731	430	FRANCE	1 014 238	920 497	556 001
ISRAEL	20 701	6 966	4 194	BELGIUM LUX	112 055	78 442	47 186
JORDAN	6 790	1 110	667	NETHERLANDS	1 574 878	1 130 947	682 612
SAUDI ARABIA	266 197	52 603	31 905	ITALY	206 621	199 899	120 844
KUWAIT	5 230	1 136	682	UNTD KINGDOM	72 002	44 317	26 708
BAHRAIN	8 891	1 304	787	IRELAND	7 949	6 178	3 700
QATAR	4 572	695	418	DENMARK	521 808	425 568	257 321
ARAB EMIRAT	40 683	5 943	3 610	GREECE	57 883	49 983	30 212
OMAN	30 238	5 136	3 116	SPAIN	2 156	2 069	1 253
YEMEN	3 943	1 275	773	EU	3 569 620	2 857 936	1 725 859
PAKISTAN	5 002	801	479	NORWAY	9 632	5 486	3 322
INDIA	6 180	1 838	1 107	SWEDEN	3 260	2 155	1 298
BANGLADESH	450	114	67	FINLAND	2 661	1 915	1 160
MALDIVES	766	216	129	SWITZERLAND	106 122	131 636	79 497
SRI LANKA	2 400	669	413	AUSTRIA	30 523	22 006	13 265
NEPAL	152	62	37	TURKEY	1 420	959	580
THAILAND	61 698	11 943	7 290	LATVIA	1 024	258	157
VIETNAM	7 610	1 898	1 146	LITHUANIA	4 770	1 116	675
CAMBODIA	1 190	300	177	POLAND	3 391	1 085	638
INDONESIA	40 163	11 682	7 126	CZECH REPUBL	3 888	1 242	745
MALAYSIA	72 862	21 038	12 901	SLOVAKIA	847	276	161
SINGAPORE	15 799	2 638	1 605	HUNGARY	1 886	726	440
PHILIPPINES	31 913	13 029	7 829	ROMANIA	171	88	54
CHINA	16 492	5 711	3 511	BULGARIA	6 159	3 617	2 186
SOUTH KOREA	4 540	1 374	834	USA	185	194	116
JAPAN	4 574	1 515	901	CYPRUS	238	183	112
TAIWAN	521	125	76	AUSTRALIA	436	98	62
HONG KONG	6 259	1 837	1 113	NEW ZEALAND	19 971	6 853	4 097
AUSTRALIA	5 848	2 557	1 530	EXPORTS	3 575 711	2 226 747	1 344 755
SHIPS SUPPL	1 344	103	62	FRANCE	245 569	171 154	103 396
UNID COUNTR	9 299	1 828	1 106	BELGIUM LUX	378 942	237 496	143 782
023 BUTTER, OTHER FAT OF MILK				NETHERLANDS	235 494	126 531	76 224
IMPORTS	1 082 725	642 927	387 008	ITALY	1 297 739	877 888	530 175
FRANCE	14 241	9 102	5 456	UNTD KINGDOM	363 265	235 383	141 960
BELGIUM LUX	143 968	61 646	37 137	IRELAND	4 517	3 294	1 597
NETHERLANDS	509 730	298 233	180 081	DENMARK	70 540	37 680	22 850
ITALY	27 030	15 299	9 104	GREECE	156 163	112 695	67 998
UNTD KINGDOM	21 444	12 651	7 634	PORTUGAL	6 512	4 021	2 391
IRELAND	309 495	211 624	126 754	SPAIN	42 841	33 244	20 139
DENMARK	48 748	32 118	19 492	EU	2 801 582	1 839 386	1 110 912
GREECE	202	120	74	CANARY IS	16 770	10 967	6 620
SPAIN	744	448	262	NORWAY	2 094	2 065	1 243
EU	1 075 602	641 241	385 994	SWEDEN	40 095	24 924	15 079
SWEDEN	225	60	37	FINLAND	6 114	4 281	2 589
AUSTRIA	160	119	70	SWITZERLAND	12 805	13 046	7 869
POLAND	677	169	99	AUSTRIA	102 562	67 533	40 773
CZECH REPUBL	4 894	1 045	628	ANDORRA	362	191	114
SLOVAKIA	350	73	45	VATICAN CITY	457	234	139
RUSSIA	680	163	101	MALTA	17 401	7 136	4 329
EXPORTS	712 554	355 361	216 308	TURKEY	4 739	1 915	1 153
FRANCE	83 259	52 507	31 889	ESTONIA	476	215	126
BELGIUM LUX	178 828	81 025	49 481	LATVIA	220	134	74
NETHERLANDS	122 656	70 111	43 023	LITHUANIA	1 822	762	459
ITALY	90 198	55 289	33 535	POLAND	94 981	47 337	28 645
UNTD KINGDOM	1 556	924	566	CZECH REPUBL	20 092	8 813	5 328
IRELAND	1 269	836	503	SLOVAKIA	3 481	1 569	947
DENMARK	10 234	6 033	3 652	HUNGARY	5 100	2 485	1 500
GREECE	5 436	4 110	2 496	ROMANIA	3 685	1 635	994
SPAIN	521	355	216	BULGARIA	8 051	4 959	3 003
EU	493 957	271 190	165 361	ALBANIA	17 191	3 857	2 293
CANARY IS	4 277	2 992	1 815	UKRAINE	1 002	556	332
SWITZERLAND	5 088	1 342	809	BELARUS	1 152	600	356
AUSTRIA	424	121	74	RUSSIA	106 126	48 117	29 009
VATICAN CITY	396	131	78	SLOVENIA	4 643	2 335	1 412
MALTA	556	152	93	CROATIA	15 447	5 616	3 405
TURKEY	943	248	146	BOS HERZEGOV	609	220	130
POLAND	585	129	77	SERB MONTNEG	729	146	85
CZECH REPUBL	302	151	91	MACEDONIA	922	546	328
ROMANIA	3 090	927	566	MOROCCO	3 509	1 139	684
BULGARIA	4 469	1 229	755	TUNISIA	193	98	57
RUSSIA	160 519	65 892	39 816	LIBYA	3 448	1 551	951
CRDATIA	629	165	102	EGYPT	4 462	1 564	933
MOROCCO	161	53	31	NIGERIA	370	202	120
LIBYA	11 034	3 101	1 921	MOZAMBIQUE	106	60	33
EGYPT	1 817	393	242	SOUTH AFRICA	4 277	1 717	1 045
NIGERIA	518	92	55	NAMIBIA	1 996	749	449
GABON	355	99	61	USA	32 229	17 944	10 828
ZAIRE	180	61	36	CANADA	6 051	6 394	3 877
COMOROS	177	49	30	MEXICO	20 375	6 486	3 847
SOUTH AFRICA	367	102	61	CUBA	3 357	1 648	983
NAMIBIA	701	188	115	BAHAMAS	177	74	45
USA	141	96	58	BARBADOS	370	128	78
BRAZIL	890	216	126	TRINIDAD TOB	9 170	2 671	1 627
CHILE	662	133	81	VENEZUELA	397	451	270
CYPRUS	810	262	157	ECUADOR	69	60	35
LEBANON	440	178	109	PERU	510	216	131
SYRIA	1 086	343	208	BRAZIL	15 823	5 441	3 220
IRAN	10 639	2 496	1 523	CHILE	355	169	104
JORDAN	390	126	77	ARGENTINA	894	485	293
SAUDI ARABIA	2 745	1 170	714	CYPRUS	8 818	4 146	2 499
KUWAIT	361	86	52	LEBANON	7 543	2 763	1 679
BAHRAIN	636	174	105	IRAN	21 197	4 498	2 729
ARAB EMIRAT	1 135	428	258	JORDAN	2 992	1 579	954
				SAUDI ARABIA	25 582	10 602	6 397

6 IMPORTS AND EXPORTS (SPECIAL TRADE) BY GROUPS OF THE SITC-REV. III AND BY COUNTRIES OF PRODUCTION AND CONSUMPTION 1993

GROUP COUNTRY	DT = 100 KG	1 000 DM	1 000 \$	GROUP COUNTRY	DT = 100 KG	1 000 DM	1 000 \$
KUWAIT	8 531	3 936	2 381	SWITZERLAND	130	138	87
BAHRAIN	2 994	1 548	935	AUSTRIA	442	420	255
QATAR	387	229	138	FAEROE IS	110 040	45 360	27 429
ARAB EMIRAT	4 339	2 593	1 568	TURKEY	3 399	1 499	900
OMAN	125	61	36	ESTONIA	8 133	3 366	2 023
YEMEN	718	277	167	LATVIA	405	139	82
INDONESIA	185	88	55	LITHUANIA	5 743	1 135	684
SINGAPORE	197	168	102	POLAND	312 956	85 137	51 485
PHILIPPINES	131	89	53	CZECH REPUBL	29 721	12 232	7 353
SOUTH KOREA	49	60	36	SLOVAKIA	42	101	62
JAPAN	79 367	32 419	19 612	HUNGARY	3 602	2 209	1 334
HONG KONG	964	783	469	ROMANIA	59	70	41
AUSTRALIA	9 775	8 106	4 905	BULGARIA	372	87	54
NEW ZEALAND	206	192	114	RUSSIA	244 083	68 884	41 566
SHIPS SUPPL	460	247	146	KAZAKHSTAN	1 171	1 072	641
UNID COUNTR	1 808	1 180	708	CROATIA	740	318	191
025 EGGS,BIRDS,YOLKS,ALBUMIN				MOROCCO	3 351	3 324	2 010
IMPORTS	2 199 205	456 157	275 174	TUNISIA	450	814	501
FRANCE	69 736	19 396	11 698	EGYPT	66	330	200
BELGIUM LUX	209 988	39 385	23 707	SUDAN	225	281	164
NETHERLANDS	1 838 110	364 648	219 999	SENEGAL	6 320	5 851	3 535
ITALY	16 831	5 347	3 245	GAMBIA	152	104	63
UNTD KINGDOM	8 568	6 978	4 199	GUINEA	42	209	128
DENMARK	13 516	3 728	2 254	GHANA	118	269	163
SPAIN	748	77	45	NIGERIA	190	459	278
EU	2 158 060	439 611	265 180	ZAIRE	9	138	84
FINLAND	6 417	579	351	BURUNDI	32	171	104
SWITZERLAND	414	80	49	KENYA	10 431	6 211	3 748
AUSTRIA	664	128	75	UGANDA	456	318	190
ESTONIA	496	269	160	TANZANIA	97	309	187
POLAND	746	107	65	SEYCHELLES	417	394	238
CZECH REPUBL	9 206	3 665	2 209	MAURITIUS	1 148	723	431
HUNGARY	969	519	319	ZAMBIA	45	271	166
UKRAINE	12 060	1 031	617	MALAWI	12	107	64
RUSSIA	2 038	167	101	SOUTH AFRICA	8 301	2 947	1 777
USA	4 982	5 408	3 281	USA	47 372	23 498	14 178
CANADA	1 366	2 836	1 714	CANADA	108 384	24 617	14 815
ISRAEL	1 021	1 353	812	GREENLAND	4 705	2 944	1 770
THAILAND	640	313	186	ST PIERRE	114	99	61
MALAYSIA	100	70	42	PANAMA	861	610	358
EXPORTS	523 796	121 575	73 654	TRINIDAD TOB	295	160	95
FRANCE	47 260	8 153	4 938	NETH ANTILL	964	472	282
BELGIUM LUX	11 282	1 562	942	COLOMBIA	843	1 959	1 182
NETHERLANDS	89 152	22 976	13 910	VENEZUELA	17	98	59
ITALY	63 615	14 025	8 522	ECUADOR	557	837	508
UNTD KINGDOM	26 557	5 572	3 368	PERU	20 242	5 466	3 262
DENMARK	21 372	3 815	2 330	BRAZIL	2 585	5 130	3 084
GREECE	2 791	1 561	948	CHILE	37 080	21 289	12 854
SPAIN	8 833	3 435	2 106	PARAGUAY	14	112	67
EU	270 885	61 146	37 092	URUGUAY	25 633	7 866	4 760
FINLAND	188	206	126	ARGENTINA	154 143	41 894	25 379
SWITZERLAND	103 361	17 028	10 334	IRAN	127	212	123
AUSTRIA	17 275	3 759	2 286	ISRAEL	106	1 002	611
MALTA	2 956	1 390	835	ARAB EMIRAT	84	50	31
POLAND	7 659	2 292	1 369	OMAN	1 811	732	443
CZECH REPUBL	7 798	997	591	PAKISTAN	2 141	1 693	1 023
SLOVAKIA	190	162	98	INDIA	508	293	173
HUNGARY	1 562	857	528	BANGLADESH	211	133	82
RUSSIA	4 312	880	531	MALDIVES	1	50	31
CROATIA	22	69	40	SRI LANKA	160	728	436
BOS HERZEGOV	568	151	90	THAILAND	3 665	3 723	2 260
SOUTH AFRICA	117	98	61	VIETNAM	1 720	1 082	652
USA	222	58	35	INDONESIA	441	1 428	860
CUBA	72	64	37	MALAYSIA	18	214	127
IRAN	378	442	271	SINGAPORE	4 971	12 021	7 286
ISRAEL	81	58	36	PHILIPPINES	140	782	472
JORDAN	430	691	418	CHINA	172 730	48 923	29 721
SAUDI ARABIA	1 234	549	331	SOUTH KOREA	30 003	8 106	4 920
KUWAIT	2 874	1 031	624	JAPAN	8 574	7 076	4 285
QATAR	412	65	40	TAIWAN	4 852	2 813	1 701
ARAB EMIRAT	1 031	173	106	HONG KONG	643	600	363
OMAN	181	83	50	AUSTRALIA	3 297	3 632	2 199
MALAYSIA	1 440	154	96	NEW ZEALAND	6 392	4 683	2 833
PHILIPPINES	77	213	129	N ZEAL OCEAN	35	49	30
SOUTH KOREA	6 416	1 366	825	EXPORTS	1 100 425	355 460	214 667
JAPAN	18 413	15 308	9 219	FRANCE	167 548	89 131	53 781
TAIWAN	740	88	53	BELGIUM LUX	43 168	28 980	17 476
HONG KONG	70 260	11 490	6 981	NETHERLANDS	207 387	60 894	36 851
AUSTRALIA	207	130	77	ITALY	61 294	43 467	26 198
UNID COUNTR	1 778	328	196	UNTD KINGDOM	43 035	15 265	9 279
034 FISH,FRESH,CHILLED,FROZEN				DENMARK	31 810	8 471	5 113
IMPORTS	4 365 326	1 751 339	1 057 888	GREECE	1 012	529	322
FRANCE	60 540	44 745	27 044	PORTUGAL	2 883	664	404
BELGIUM LUX	10 585	6 254	3 770	SPAIN	30 327	23 177	13 939
NETHERLANDS	160 936	93 345	56 373	EU	588 464	270 580	163 364
ITALY	25 707	20 022	12 114	CANARY IS	13	92	54
UNTD KINGDOM	75 844	21 958	13 272	ICELAND	244	112	68
IRELAND	222 328	27 854	16 802	NORWAY	2 158	566	345
DENMARK	835 630	332 964	201 298	SWEDEN	10 234	4 028	2 450
GREECE	2 630	3 549	2 130	FINLAND	126	111	67
PORTUGAL	1 077	818	496	SWITZERLAND	13 114	14 870	8 998
SPAIN	15 820	9 355	5 635	AUSTRIA	19 268	13 565	8 199
EU	1 411 097	560 864	338 934	TURKEY	94	70	43
CANARY IS	667	629	378	LATVIA	102	49	31
ICELAND	502 647	177 915	107 794	LITHUANIA	722	105	62
NORWAY	1 010 740	519 607	313 211	POLAND	114 248	13 715	8 304
SWEDEN	39 541	9 089	5 512	CZECH REPUBL	38 136	4 770	2 874
FINLAND	124	102	59	SLOVAKIA	16 996	2 302	1 380
				HUNGARY	3 064	645	387
				BULGARIA	892	95	55
				RUSSIA	4 156	1 068	646
				SLOVENIA	931	252	148
				CROATIA	3 379	491	298

6 IMPORTS AND EXPORTS (SPECIAL TRADE) BY GROUPS OF THE SITC-REV. III AND BY COUNTRIES OF PRODUCTION AND CONSUMPTION 1993

GROUP COUNTRY	DT = 100 KG	1 000 DM	1 000 \$	GROUP COUNTRY	DT = 100 KG	1 000 DM	1 000 \$
SERB MONTNEG	613	175	108	KENYA	170	183	115
EGYPT	42 710	2 670	1 598	MOZAMBIQUE	309	329	195
CTE D IVOIRE	43 561	2 649	1 583	MADAGASCAR	209	187	114
NIGERIA	163 381	9 526	5 796	SOUTH AFRICA	55	185	110
SOUTH AFRICA	6 255	361	212	USA	7 838	6 962	4 205
USA	636	472	282	CANADA	7 981	13 579	8 188
CYPRUS	433	188	114	PANAMA	88	94	59
LEBANON	97	55	33	CUBA	273	1 086	655
ISRAEL	9 693	1 679	1 006	BAHAMAS	14	66	39
INDONESIA	23	562	348	VENEZUELA	398	164	100
SINGAPORE	148	235	137	ECUADOR	344	321	195
CHINA	975	84	49	BRAZIL	23	67	39
SOUTH KOREA	22	59	33	CHILE	238	254	151
JAPAN	11 810	6 088	3 673	URUGUAY	165	58	36
TAIWAN	75	1 254	762	IRAN	15	63	37
HONG KONG	2 441	888	540	YEMEN	82	288	172
AUSTRALIA	28	135	81	PAKISTAN	1 918	1 244	742
UNID COUNTR	769	551	332	INDIA	17 256	13 752	8 343
				BANGLADESH	13 660	27 848	16 752
035 FISH, DRIED, SALTED, SMOKED				SRI LANKA	82	172	103
IMPORTS	370 390	220 674	132 602	MYANMAR	5 852	12 345	7 475
FRANCE	3 306	6 329	3 743	THAILAND	57 798	73 695	44 497
BELGIUM LUX	1 423	723	433	VIETNAM	2 408	3 636	2 205
NETHERLANDS	88 989	32 405	19 479	INDONESIA	5 267	10 068	6 076
ITALY	741	297	178	MALAYSIA	1 698	2 061	1 247
UNTD KINGDOM	2 343	1 583	945	SINGAPORE	4 649	5 361	3 221
IRELAND	27 319	4 476	2 709	PHILIPPINES	459	340	204
DENMARK	169 830	99 968	60 024	CHINA	11 156	14 478	8 783
GREECE	1 975	2 993	1 780	SOUTH KOREA	427	310	186
PORTUGAL	74	73	44	JAPAN	577	834	490
SPAIN	1 995	1 542	930	TAIWAN	440	210	124
EU	297 995	150 389	90 255	HONG KONG	122	342	205
ICELAND	15 165	8 157	4 982	MACAO	128	53	31
NORWAY	42 306	42 539	25 624	AUSTRALIA	356	639	384
SWEDEN	434	622	366	NEW ZEALAND	3 494	1 847	1 112
SWITZERLAND	55	92	57	EXPORTS	293 327	64 805	39 101
FAEROE IS	737	283	173	FRANCE	1 726	4 735	2 902
POLAND	5 640	6 693	4 023	BELGIUM LUX	1 604	2 070	1 247
SLOVAKIA	97	107	64	NETHERLANDS	257 474	35 684	21 525
RUSSIA	284	49	30	ITALY	1 658	2 220	1 320
GHANA	109	78	43	UNTD KINGDOM	338	818	500
MAURITIUS	60	129	78	DENMARK	1 834	2 172	1 299
USA	182	183	105	GREECE	185	414	252
CANADA	6 027	9 232	5 520	PORTUGAL	460	161	97
ST PIERRE	172	264	156	SPAIN	1 939	1 639	1 005
CHILE	503	567	340	EU	267 233	49 934	30 159
SRI LANKA	95	72	42	NORWAY	34	61	38
THAILAND	120	155	94	SWEDEN	155	111	68
SINGAPORE	24	231	140	SWITZERLAND	1 428	2 332	1 423
JAPAN	96	374	228	AUSTRIA	1 079	1 363	820
HONG KONG	22	156	91	TURKEY	76	72	42
EXPORTS	25 053	26 839	16 136	LITHUANIA	546	149	88
FRANCE	1 751	2 740	1 653	POLAND	19 221	7 007	4 236
BELGIUM LUX	616	1 359	810	CZECH REPUB	105	86	49
NETHERLANDS	1 917	2 011	1 185	HUNGARY	227	235	137
ITALY	6 082	7 551	4 537	BULGARIA	114	110	64
UNTD KINGDOM	189	85	51	RUSSIA	1 779	2 098	1 269
DENMARK	2 660	4 142	2 479	CROATIA	653	218	132
GREECE	24	81	47	USA	118	182	107
PORTUGAL	230	168	106	SYRIA	79	193	116
SPAIN	4 236	2 766	1 646	INDIA	104	50	31
EU	17 775	20 903	12 574	HONG KONG	53	168	99
SWEDEN	587	74	45	UNID COUNTR	80	97	58
SWITZERLAND	655	1 616	977				
AUSTRIA	1 947	2 820	1 632	037 FISH ETC. PREPD, PRSVD. NES			
POLAND	2 762	517	307	IMPORTS	1 255 109	671 110	404 930
CZECH REPUB	485	89	53	FRANCE	32 515	21 488	12 968
RUSSIA	213	237	141	BELGIUM LUX	17 613	13 916	8 398
ETHIOPIA	11	52	32	NETHERLANDS	144 835	78 670	47 559
SYRIA	20	72	42	ITALY	19 828	12 593	7 623
JAPAN	26	76	46	UNTD KINGDOM	25 216	12 362	7 452
UNID COUNTR	38	103	62	IRELAND	26 873	4 935	2 978
				DENMARK	229 540	153 766	92 934
036 CRUSTACEANS, MOLLUSCS ETC				GREECE	2 267	1 837	1 112
IMPORTS	411 804	286 624	173 021	PORTUGAL	23 704	13 722	8 300
FRANCE	18 231	15 616	9 424	SPAIN	45 035	23 682	14 322
BELGIUM LUX	7 585	12 049	7 262	EU	567 426	336 971	203 646
NETHERLANDS	46 406	11 294	6 802	ICELAND	11 407	14 214	8 598
ITALY	6 158	4 519	2 721	NORWAY	19 875	12 026	7 273
UNTD KINGDOM	7 607	8 627	5 210	SWEDEN	6 798	3 808	2 295
IRELAND	1 652	1 342	815	FAEROE IS	293	387	234
DENMARK	140 994	20 752	12 530	TURKEY	9 460	5 388	3 239
GREECE	554	666	401	LATVIA	152	56	36
PORTUGAL	107	80	48	LITHUANIA	4 195	844	512
SPAIN	27 517	10 807	6 523	POLAND	152 907	36 680	22 056
EU	256 811	85 752	51 736	RUSSIA	1 345	12 642	7 589
CANARY IS	296	282	171	KAZAKHSTAN	117	2 269	1 353
ICELAND	1 031	1 195	720	MOROCCO	52 696	33 648	20 342
NORWAY	506	640	390	SENEGAL	27 493	10 927	6 611
FAEROE IS	173	130	80	CTE D IVOIRE	18 994	7 626	4 615
TURKEY	429	670	402	KENYA	266	112	66
CZECH REPUB	94	77	47	SEYCHELLES	2 258	959	594
RUSSIA	1 493	127	78	MADAGASCAR	15 883	6 596	3 950
UZBEKISTAN	62	61	38	MAURITIUS	3 330	1 374	825
MOROCCO	600	352	214	USA	3 482	7 602	4 552
TUNISIA	675	339	203	CANADA	982	2 265	1 362
SENEGAL	1 227	922	553	GREENLAND	683	1 140	702
GHANA	21	88	56	ECUADOR	158	64	37
TOGO	45	111	70	PERU	62	107	65
NIGERIA	1 876	2 351	1 425	CHILE	4 392	6 574	3 980
				ARGENTINA	27	99	58
				IRAN	122	4 315	2 610

6 IMPORTS AND EXPORTS (SPECIAL TRADE) BY GROUPS OF THE SITC-REV. III AND BY COUNTRIES OF PRODUCTION AND CONSUMPTION 1993

GROUP COUNTRY	DT = 100 KG	1 000 DM	1 000 \$	GROUP COUNTRY	DT = 100 KG	1 000 DM	1 000 \$
INDIA	1 243	1 285	781	POLAND	18 156	344	208
BANGLADESH	42	119	73	USA	83 049	4 763	2 857
MALDIVES	5 236	2 044	1 220	CANADA	1 049 113	51 896	31 386
THAILAND	183 317	95 468	57 425	SAUDI ARABIA	2 500	124	76
VIETNAM	5 185	3 244	1 961	EXPORTS	38 124 283	1 024 465	619 105
INDONESIA	11 876	4 275	2 590	FRANCE	1 122 044	47 027	28 388
MALAYSIA	7 399	5 563	3 372	BELGIUM LUX	3 600 483	134 417	81 478
SINGAPORE	872	591	355	NETHERLANDS	4 658 900	167 553	101 279
PHILIPPINES	124 258	41 087	24 681	ITALY	3 366 416	133 209	80 697
CHINA	3 276	2 820	1 695	UNITD KINGDOM	2 170 995	81 952	49 648
SOUTH KOREA	3 526	2 316	1 396	IRELAND	34 162	1 277	780
JAPAN	2 151	2 187	1 332	DENMARK	453 723	16 844	10 153
TAIWAN	418	140	86	GREECE	224 633	7 393	4 414
HONG KONG	450	172	100	PORTUGAL	483 317	17 807	10 771
AUSTRALIA	124	56	35	SPAIN	255 262	8 784	5 277
NEW ZEALAND	108	114	71	EU	16 369 935	616 263	372 885
AM OCEANIA	396	539	328	NORWAY	59 142	989	595
EXPORTS	772 751	425 599	256 769	SWEDEN	10 213	267	165
FRANCE	153 837	90 291	54 520	SWITZERLAND	3 593	257	153
BELGIUM LUX	49 547	37 488	22 558	AUSTRIA	3 664	210	126
NETHERLANDS	73 699	37 395	22 593	TURKEY	2 784 111	49 856	29 824
ITALY	120 139	67 566	40 834	LITHUANIA	226 139	7 305	4 474
UNITD KINGDOM	71 704	43 645	26 321	POLAND	3 392 284	67 462	40 749
IRELAND	82	71	45	CZECH REPUB	581 486	10 280	6 044
DENMARK	17 302	10 404	6 267	SLOVAKIA	613 616	12 263	7 266
GREECE	14 614	8 848	5 344	HUNGARY	10 583	161	99
PORTUGAL	7 694	4 807	2 908	ALBANIA	357 895	9 439	5 632
SPAIN	8 347	5 151	3 126	UKRAINE	1 448 170	29 633	18 177
EU	516 965	305 666	184 516	BELARUS	127 302	2 550	1 571
CANARY IS	612	460	274	RUSSIA	2 885 030	59 458	36 746
ICELAND	271	370	231	ARMENIA	348 528	6 088	3 720
NORWAY	3 828	1 282	781	UZBEKISTAN	1 757 909	35 989	21 305
SWEDEN	9 661	3 321	2 013	TADJIKISTAN	46 769	724	441
FINLAND	685	316	194	KYRGHYZSTAN	7 800	218	128
SWITZERLAND	12 197	9 299	5 613	MACEDONIA	55 000	970	567
AUSTRIA	74 303	41 444	25 025	MOROCCO	66 562	1 501	928
TURKEY	508	261	154	TUNISIA	56 625	868	510
LITHUANIA	2 260	771	456	MAURITANIA	20 000	402	249
POLAND	67 719	12 621	7 624	RWANDA	24 891	436	255
CZECH REPUB	10 705	4 634	2 805	ETHIOPIA	230 000	4 810	2 977
SLOVAKIA	2 611	1 224	741	SOMALIA	16 708	290	180
HUNGARY	5 885	2 449	1 477	COLOMBIA	110 359	1 713	1 046
BULGARIA	198	77	44	VENEZUELA	523 686	9 026	5 394
UKRAINE	711	347	207	ECUADOR	515 466	9 236	5 465
BELARUS	110	99	59	PERU	1 043 411	17 294	10 301
RUSSIA	5 583	3 260	1 945	IRAQ	2 094 524	31 344	18 930
KAZAKHSTAN	132	122	72	IRAN	1 267 921	20 253	11 929
SLOVENIA	1 645	727	436	ISRAEL	896 240	13 664	8 324
CROATIA	758	340	207	YEMEN	102 244	1 716	1 009
BOS HERZEGOV	10 612	4 618	2 821	PAKISTAN	56 470	1 330	823
SERB MONTNEG	168	73	43	MYANMAR	7 110	115	67
MACEDONIA	518	231	143	042 RICE			
MOROCCO	6 343	3 070	1 831	IMPORTS	2 372 629	235 847	142 466
EGYPT	50	56	33	FRANCE	27 699	3 804	2 292
MALI	6 643	3 450	2 018	BELGIUM LUX	85 021	10 921	6 552
SENEGAL	798	447	262	NETHERLANDS	165 023	25 714	15 531
GHANA	2 154	1 121	689	ITALY	640 178	70 481	42 480
S TOME PRINC	315	159	93	UNITD KINGDOM	12 000	2 370	1 444
BURUNDI	787	400	234	DENMARK	1 023	81	50
ETHIOPIA	123	70	43	GREECE	1 614	155	90
DJIBOUTI	328	157	95	SPAIN	307 073	37 862	23 079
COMOROS	2 389	1 194	700	EU	1 239 677	151 411	91 531
SWAZILAND	821	376	229	SWEDEN	336	57	35
USA	2 917	5 279	3 186	TURKEY	1 022	102	61
CANADA	4 185	1 951	1 180	USA	718 581	41 633	25 135
MEXICO	99	74	45	CANADA	278	57	33
COLOMBIA	63	59	35	DOMINIC REP	16 393	1 983	1 222
BRAZIL	50	168	99	NETH ANTILL	63 730	7 837	4 850
CHILE	76	76	46	SURINAME	73 502	8 105	4 870
PARAGUAY	64	86	51	FRENCH GUIAN	87 208	10 063	5 927
URUGUAY	311	406	243	IRAN	509	102	60
ARGENTINA	797	557	334	PAKISTAN	1 990	395	242
CYPRUS	126	105	64	INDIA	23 726	4 494	2 714
LEBANON	450	220	134	SRI LANKA	539	64	36
SYRIA	43	50	30	THAILAND	117 688	7 810	4 703
ISRAEL	1 490	1 160	689	CHINA	4 255	653	396
JORDAN	3 546	1 694	1 006	JAPAN	326	62	36
SAUDI ARABIA	5	93	57	TAIWAN	255	61	36
SRI LANKA	1 657	921	574	AUSTRALIA	21 136	762	462
THAILAND	602	425	251	EXPORTS	503 581	63 810	38 491
INDONESIA	168	90	53	FRANCE	27 101	2 794	1 685
SINGAPORE	68	356	222	BELGIUM LUX	78 081	9 947	6 027
SOUTH KOREA	16	56	35	NETHERLANDS	38 480	3 683	2 216
JAPAN	280	1 681	1 017	ITALY	7 914	1 111	672
TAIWAN	63	189	113	UNITD KINGDOM	24 318	5 520	3 331
HONG KONG	76	439	268	IRELAND	445	84	49
AUSTRALIA	4 338	3 143	1 884	DENMARK	145 972	23 679	14 259
NEW ZEALAND	11	52	30	GREECE	8 976	2 983	1 797
SHIPS SUPPL	83	86	51	PORTUGAL	256	58	34
UNITD COUNTR	1 175	1 122	662	SPAIN	11 417	1 139	697
041 WHEAT, MESLIN, UNMILLED				EU	342 958	50 998	30 767
IMPORTS	14 765 867	528 493	319 236	NORWAY	14 215	1 105	668
FRANCE	7 761 691	265 203	159 618	SWEDEN	13 377	992	600
BELGIUM LUX	667 895	23 940	14 560	FINLAND	7 390	638	386
NETHERLANDS	1 019 693	35 394	21 549	SWITZERLAND	3 664	448	264
ITALY	93 379	4 747	2 810	AUSTRIA	46 157	4 197	2 535
UNITD KINGDOM	3 101 738	107 978	65 693	POLAND	48 735	3 669	2 225
DENMARK	375 637	11 165	6 740	CZECH REPUB	2 745	198	118
GREECE	588 461	22 455	13 445	SLOVAKIA	8 138	427	256
EU	13 608 778	470 892	284 421				
AUSTRIA	3 681	432	264				

6 IMPORTS AND EXPORTS (SPECIAL TRADE) BY GROUPS OF THE SITC-REV. III AND BY COUNTRIES OF PRODUCTION AND CONSUMPTION 1993

GROUP COUNTRY	DT = 100 KG	1 000 DM	1 000 \$	GROUP COUNTRY	DT = 100 KG	1 000 DM	1 000 \$
RUSSIA	609	94	57	JAPAN	149	79	49
GEORGIA	2 644	144	84				
AZERBAIJAN	1 080	59	34	045 OTHER CEREALS, UNMILLED			
SLOVENIA	1 417	87	52				
CROATIA	6 131	401	238	IMPORTS	2 090 063	81 061	48 673
ANGOLA	1 142	66	38	FRANCE	238 968	11 734	7 082
CYPRUS	300	49	30	BELGIUM LUX	65 977	2 491	1 519
043 BARLEY, UNMILLED				NETHERLANDS	184 272	9 224	5 522
IMPORTS	3 722 183	142 630	86 265	ITALY	18 175	963	574
FRANCE	1 454 595	55 137	33 277	UNITED KINGDOM	188 198	8 009	4 788
BELGIUM LUX	92 604	3 039	1 838	IRELAND	12 717	537	332
NETHERLANDS	93 037	3 550	2 115	DENMARK	428 728	13 332	7 950
ITALY	9 881	270	158	GREECE	4 036	159	97
UNITED KINGDOM	445 777	18 449	11 246	SPAIN	123 947	4 095	2 488
IRELAND	106 129	4 282	2 613	EU	1 265 032	50 546	30 353
DENMARK	1 498 765	57 469	34 755	SWEDEN	1 125	62	36
EU	3 702 870	142 272	86 048	FINLAND	98 228	2 442	1 447
POLAND	18 247	317	192	AUSTRIA	2 664	237	145
EXPORTS	18 096 624	365 862	220 498	ESTONIA	560	53	31
FRANCE	275 335	8 738	5 352	POLAND	119 922	1 830	1 120
BELGIUM LUX	289 197	10 476	6 365	CZECH REPUBL	2 514	103	63
NETHERLANDS	1 450 251	44 988	27 063	SLOVAKIA	1 122	49	30
ITALY	29 785	969	581	HUNGARY	72 457	2 474	1 515
UNITED KINGDOM	1 393	116	73	KAZAKHSTAN	4 094	677	416
DENMARK	848 272	26 759	15 997	SUDAN	22 243	787	472
GREECE	91 764	2 557	1 506	USA	44 670	3 724	2 242
PORTUGAL	717	59	36	CANADA	73 345	4 895	2 941
SPAIN	3 658	305	187	ST VINCENT	2 124	90	56
EU	2 990 372	94 967	57 160	ECUADOR	338	71	44
ICELAND	45 493	791	482	BOLIVIA	1 614	453	278
NORWAY	217 338	3 818	2 315	ARGENTINA	90 802	2 939	1 785
SWEDEN	25 291	859	533	CHINA	20 612	2 580	1 551
FINLAND	6 504	130	80	HONG KONG	90	59	37
SWITZERLAND	213 869	4 715	2 881	AUSTRALIA	263 914	6 783	3 989
AUSTRIA	10 273	455	273	EXPORTS	10 831 858	231 666	141 898
ESTONIA	247 887	4 902	3 048	FRANCE	12 483	710	433
LITHUANIA	14 988	272	168	BELGIUM LUX	93 589	2 554	1 519
POLAND	4 688 672	91 288	55 886	NETHERLANDS	292 122	9 505	5 778
CZECH REPUBL	1 946 160	24 321	14 534	ITALY	68 575	3 222	1 954
SLOVAKIA	191 532	2 455	1 477	UNITED KINGDOM	2 105	402	245
HUNGARY	494 442	9 406	5 514	DENMARK	45 394	3 365	2 080
ROMANIA	454 304	6 398	3 820	EU	514 354	19 771	11 997
BELARUS	827 834	13 400	8 087	NORWAY	151 277	2 032	1 247
RUSSIA	220 511	4 192	2 573	SWEDEN	616	231	139
MOROCCO	272 421	4 545	2 781	SWITZERLAND	6 713	594	356
TUNISIA	8 800	176	103	AUSTRIA	2 673	426	259
LIBYA	4 128 298	80 785	47 694	TURKEY	101 260	1 114	652
CANADA	6 500	129	76	LATVIA	249 806	9 323	5 761
LEBANON	5 900	120	70	LITHUANIA	739 326	29 673	18 227
SAUDI ARABIA	1 075 113	17 448	10 768	POLAND	4 519 010	75 777	46 332
THAILAND	3 345	176	109	CZECH REPUBL	352 918	6 210	3 732
044 MAIZE UNMILLED				SLOVAKIA	84 482	1 067	637
IMPORTS	11 666 342	562 646	341 135	HUNGARY	2 015	173	102
FRANCE	9 255 050	440 768	267 499	UKRAINE	85 004	1 741	1 067
BELGIUM LUX	20 362	4 422	2 603	RUSSIA	2 215 837	60 179	37 153
NETHERLANDS	229 447	9 403	5 628	ISRAEL	67 023	860	533
ITALY	7 538	844	515	JAPAN	1 733 128	22 295	13 587
UNITED KINGDOM	10 538	816	504	046 MEAL, FLOUR OF WHEAT, MSLN			
DENMARK	975	102	63	IMPORTS	857 805	56 548	34 151
PORTUGAL	1 427	111	68	FRANCE	470 737	31 919	19 317
SPAIN	8 053	474	293	BELGIUM LUX	240 690	14 392	8 671
EU	9 533 759	456 971	277 132	NETHERLANDS	44 497	2 546	1 532
AUSTRIA	11 624	6 032	3 621	ITALY	49 050	3 654	2 200
POLAND	9 229	175	107	UNITED KINGDOM	14 679	1 158	702
SLOVAKIA	1 630	389	231	DENMARK	33 297	1 853	1 125
HUNGARY	119 262	28 299	17 242	EU	853 118	55 538	33 554
ROMANIA	13 061	3 168	1 943	SWITZERLAND	748	628	381
CROATIA	7 851	1 752	1 079	AUSTRIA	283	68	38
USA	814 223	31 401	18 920	TURKEY	1 129	125	69
CANADA	3 166	734	449	EXPORTS	5 954 722	247 940	150 368
CHILE	4 695	2 345	1 434	FRANCE	397 277	28 619	17 327
ARGENTINA	1 146 293	31 220	18 825	BELGIUM LUX	371 615	18 770	11 335
ISRAEL	944	69	39	NETHERLANDS	847 922	43 654	26 375
EXPORTS	2 186 646	110 259	66 693	ITALY	11 504	681	401
FRANCE	330 974	14 065	8 447	UNITED KINGDOM	8 095	504	306
BELGIUM LUX	24 474	2 548	1 556	DENMARK	233 733	12 772	7 695
NETHERLANDS	903 652	31 010	18 814	GREECE	8 731	571	346
ITALY	1 279	491	300	EU	1 880 659	105 668	63 845
UNITED KINGDOM	181 010	12 514	7 568	CANARY IS	2 505	102	62
IRELAND	171	75	46	SWEDEN	192 531	4 046	2 461
DENMARK	705 698	41 387	24 947	SWITZERLAND	4 459	392	234
EU	2 147 849	102 141	61 708	ESTONIA	7 243	254	152
SWITZERLAND	1 637	1 303	804	POLAND	419 427	12 772	7 756
AUSTRIA	2 590	1 435	872	HUNGARY	3 857	194	115
TURKEY	59	116	73	ROMANIA	6 833	295	179
LITHUANIA	2 568	365	227	ALBANIA	34 420	1 457	899
POLAND	1 093	286	175	RUSSIA	3 725	182	111
CZECH REPUBL	243	205	127	ARMENIA	2 324	70	41
SLOVAKIA	23 631	878	524	SLOVENIA	43 108	1 768	1 080
HUNGARY	1 117	1 509	924	CROATIA	503 098	22 666	13 760
ROMANIA	133	88	55	BOS HERZEGOV	198 874	8 604	5 164
UKRAINE	2 016	504	314	SERB MONTNEG	129 466	4 678	2 851
RUSSIA	2 987	888	555	MACEDONIA	15 688	810	501
KAZAKHSTAN	41	78	49	TUNISIA	55 000	1 980	1 209
CROATIA	223	176	110	LIBYA	1 042 205	37 218	22 645
USA	131	141	86	EGYPT	219 712	8 054	4 989
				SUDAN	5 986	223	134
				SIERRA LEONE	30 211	1 164	706

6 IMPORTS AND EXPORTS (SPECIAL TRADE) BY GROUPS OF THE SITC-REV. III AND BY COUNTRIES OF PRODUCTION AND CONSUMPTION 1993

GROUP COUNTRY	DT = 100 KG	1 000 DM	1 000 \$	GROUP COUNTRY	DT = 100 KG	1 000 DM	1 000 \$
LIBERIA	46 798	1 705	1 043	SINGAPORE	2 234	774	469
GHANA	22 790	944	574	PHILIPPINES	143	60	37
NIGERIA	371	59	35	CHINA	6 999	1 214	733
ZAIRE	17 114	489	293	SOUTH KOREA	717	296	171
BURUNDI	3 840	126	78	JAPAN	3 631	3 723	2 250
ANGOLA	31 946	948	561	TAIWAN	2 857	1 243	748
ETHIOPIA	125 000	4 019	2 487	HONG KONG	1 500	507	302
DJIBOUTI	175 747	4 999	3 032				
UGANDA	22 923	749	452	EXPORTS	7 399 859	1 913 902	1 156 833
TANZANIA	161 359	4 846	2 934	FRANCE	1 151 106	441 640	266 958
MOZAMBIQUE	89 172	2 770	1 666	BELGIUM LUX	404 323	147 168	89 047
ZAMBIA	7 737	223	135	NETHERLANDS	681 454	177 629	107 377
MALAWI	19 985	736	445	ITALY	487 994	168 673	102 068
SOUTH AFRICA	6 425	175	109	UNITD KINGDOM	323 055	133 282	80 343
CUBA	7 200	274	166	IRELAND	10 336	5 827	3 534
HAITI	2 200	83	50	DENMARK	256 032	61 317	37 067
BARBADOS	7 525	251	148	GREECE	59 067	34 489	20 920
PERU	33 400	1 009	623	PORTUGAL	23 742	12 311	7 439
CHILE	16 960	499	302	SPAIN	162 841	58 630	35 543
LEBANON	32 173	1 837	1 112	EU	3 559 950	1 240 966	750 296
SYRIA	12 136	326	200	CANARY IS	84 569	10 037	6 038
ARAB EMIRAT	22 086	497	290	CEUTA MEL	343	116	72
YEMEN	241 000	6 241	3 811	ICELAND	48 830	1 352	824
MALDIVES	19 952	644	388	NORWAY	140 406	12 788	7 724
MONGOLIA	6 438	201	122	SWEDEN	79 209	24 537	14 846
UNID COUNTR	10 330	294	179	FINLAND	32 192	11 268	6 827
				SWITZERLAND	591 012	117 242	70 923
047 OTHER CEREAL MEAL, FLOURS				AUSTRIA	422 317	189 511	114 610
IMPORTS	187 599	12 057	7 269	ANDORRA	410	188	110
FRANCE	53 030	2 647	1 600	GIBRALTAR	273	102	61
BELGIUM LUX	9 787	964	578	MALTA	3 460	805	485
NETHERLANDS	70 005	4 151	2 526	TURKEY	4 473	2 176	1 316
ITALY	23 134	1 376	828	ESTONIA	6 912	1 036	623
UNITD KINGDOM	17 894	1 371	820	LATVIA	4 400	1 618	969
DENMARK	1 002	105	63	LITHUANIA	2 718	1 027	613
SPAIN	861	134	82	POLAND	68 182	19 932	12 059
EU	175 713	10 748	6 497	CZECH REPUBL	74 856	9 713	5 845
SWITZERLAND	689	541	326	SLOVAKIA	11 918	3 069	1 860
TURKEY	401	106	63	HUNGARY	46 175	11 186	6 748
SOUTH AFRICA	1 683	53	33	ROMANIA	8 729	1 277	766
USA	6 208	218	131	BULGARIA	13 895	5 425	3 252
SRI LANKA	730	98	60	ALBANIA	16 167	706	412
THAILAND	925	117	69	UKRAINE	3 772	1 317	775
EXPORTS	1 597 885	44 900	27 202	BELARUS	2 346	897	541
FRANCE	71 160	4 236	2 556	RUSSIA	128 851	33 050	19 776
BELGIUM LUX	19 165	942	572	KAZAKHSTAN	2 373	652	391
NETHERLANDS	61 740	2 855	1 733	KYRGHYZSTAN	100	54	32
ITALY	4 496	210	128	SLOVENIA	7 898	2 633	1 583
UNITD KINGDOM	3 070	278	164	CROATIA	4 958	1 447	873
DENMARK	175 306	9 290	5 627	BOS HERZEGOV	327	95	56
EU	335 277	17 859	10 808	MACEDONIA	153	103	63
ICELAND	110 455	1 575	956	MOROCCO	1 015	672	402
NORWAY	292 573	4 338	2 628	TUNISIA	200	70	41
SWEDEN	294 909	5 959	3 586	LIBYA	1 214	647	385
SWITZERLAND	1 466	142	82	EGYPT	1 193	621	374
AUSTRIA	2 770	85	48	CAPE VERDE	110	61	36
LATVIA	22 000	471	277	CTE D IVOIRE	383	343	207
POLAND	296 581	5 449	3 317	GHANA	5 949	482	288
RUSSIA	85 170	5 266	3 222	TOGO	846	103	62
CROATIA	1 145	74	45	NIGERIA	200	86	49
ANGOLA	8 089	305	181	RWANDA	6 053	573	354
MOZAMBIQUE	6 520	387	239	ANGOLA	717	74	44
MALAWI	13 002	645	399	SOMALIA	111	70	39
SOUTH AFRICA	2 179	81	48	TANZANIA	466	120	73
MEXICO	2 095	195	121	MADAGASCAR	1 560	130	77
ISRAEL	115 422	1 607	965	REUNION	1 056	366	224
HONG KONG	976	88	55	MALAWI	1 106	103	63
				SOUTH AFRICA	73 319	4 457	2 714
048 CEREAL PREPARATIONS				NAMIBIA	44 727	2 325	1 418
IMPORTS	8 722 387	1 705 912	1 030 575	USA	68 858	32 792	19 855
FRANCE	3 313 574	445 144	269 143	CANADA	27 694	9 392	5 680
BELGIUM LUX	554 147	175 344	106 253	MEXICO	1 547	614	371
NETHERLANDS	1 016 022	262 930	158 631	NICARAGUA	14 640	1 391	868
ITALY	1 349 119	280 106	168 558	PANAMA	30 266	1 496	901
UNITD KINGDOM	876 219	109 712	66 278	CUBA	418	333	204
IRELAND	31 859	3 078	1 847	HAITI	9 363	629	375
DENMARK	699 850	166 127	100 706	BAHAMAS	1 600	73	43
GREECE	9 892	2 360	1 422	DOMINIC REP	11 263	743	443
SPAIN	106 553	30 708	18 352	BARBADOS	376	76	43
EU	7 957 254	1 475 528	891 200	ARUBA	146	77	48
NORWAY	653	236	144	NETH ANTILL	7 128	283	171
SWEDEN	119 452	41 545	25 036	COLOMBIA	191	197	115
FINLAND	28 148	9 089	5 515	VENEZUELA	201 251	8 885	5 334
SWITZERLAND	108 575	49 161	29 781	SURINAME	1 270	84	49
AUSTRIA	202 255	87 737	53 138	ECUADOR	2 019	165	99
TURKEY	44 334	6 476	3 923	PERU	48 022	2 522	1 483
POLAND	1 982	475	280	BRAZIL	116 930	5 065	3 021
CZECH REPUBL	155 385	7 261	4 410	CHILE	400	189	116
SLOVAKIA	469	112	69	BOLIVIA	1 200	74	46
HUNGARY	22 530	6 086	3 684	PARAGUAY	20 460	837	506
RUSSIA	10 939	2 569	1 555	URUGUAY	7 227	1 804	1 091
CROATIA	686	252	152	ARGENTINA	9 952	3 736	2 258
USA	33 740	6 466	3 909	CYPRUS	9 740	6 441	3 896
CANADA	4 005	899	540	LEBANON	3 770	2 503	1 503
ECUADOR	58	175	107	ISRAEL	12 953	3 837	2 335
LEBANON	235	64	36	JORDAN	3 634	566	338
ISRAEL	7 490	2 325	1 403	SAUDI ARABIA	34 852	18 778	11 377
INDIA	185	57	34	KUWAIT	8 630	6 662	4 019
THAILAND	3 823	1 025	621	BAHRAIN	3 363	2 541	1 536
VIETNAM	1 548	302	180	QATAR	654	490	298
				ARAB EMIRAT	11 685	8 336	5 033
				OMAN	1 518	1 129	682
				YEMEN	256	174	104
				SRI LANKA	52	55	33
				THAILAND	132 700	6 521	3 985

6 IMPORTS AND EXPORTS (SPECIAL TRADE) BY GROUPS OF THE SITC-REV. III AND BY COUNTRIES OF PRODUCTION AND CONSUMPTION 1993

GROUP COUNTRY	DT = 100 KG	1 000 DM	1 000 \$	GROUP COUNTRY	DT = 100 KG	1 000 DM	1 000 \$
VIETNAM	13 065	533	320	NEW ZEALAND	212 911	15 331	9 380
INDONESIA	788	231	140	N ZEAL OCEAN	7 632	541	330
MALAYSIA	14 762	710	429	MICRONESIA	799	170	106
SINGAPORE	1 683	887	530	UNID COUNTR	924	61	38
PHILIPPINES	494	151	92				
CHINA	10 020	455	274	EXPORTS	9 102 282	524 233	317 750
SOUTH KOREA	14 106	2 651	1 595	FRANCE	130 109	22 429	13 557
JAPAN	1 004 220	52 352	31 671	BELGIUM LUX	371 799	36 978	22 307
TAIWAN	1 332	704	424	NETHERLANDS	6 181 461	113 696	68 718
HONG KONG	2 475	1 141	686	ITALY	922 733	40 445	24 619
AUSTRALIA	9 715	4 384	2 638	UNTD KINGDOM	85 237	14 656	8 848
NAURU	30	64	39	IRELAND	2 475	1 067	647
NEW ZEALAND	478	213	129	DENMARK	260 232	20 059	12 190
SHIPS SUPPL	1 136	256	150	GREECE	63 373	2 824	1 706
UNID COUNTR	4 465	1 520	920	PORTUGAL	35 205	3 957	2 418
				SPAIN	68 365	7 136	4 294
054 VEGETABLES				EU	8 120 979	263 247	159 304
IMPORTS	49 638 795	5 068 416	3 074 269	CANARY IS	771	753	450
FRANCE	3 715 414	472 051	286 558	ICELAND	222	96	58
BELGIUM LUX	2 655 735	371 228	224 542	NORWAY	9 873	3 308	1 982
NETHERLANDS	14 707 879	1 662 658	1 007 164	SWEDEN	171 467	16 191	9 887
ITALY	4 438 527	476 012	289 241	FINLAND	11 853	3 763	2 262
UNTD KINGDOM	828 248	55 649	33 786	SWITZERLAND	31 587	13 970	8 417
IRELAND	1 788	419	250	AUSTRIA	114 131	29 130	17 716
DENMARK	1 474 990	78 400	47 751	MALTA	544	92	56
GREECE	482 795	198 226	122 529	TURKEY	10 025	3 550	2 167
PORTUGAL	48 081	5 944	3 612	ESTONIA	331	196	115
SPAIN	4 300 487	677 996	410 767	LATVIA	852	156	97
EU	32 653 944	3 998 583	2 426 200	LITHUANIA	1 501	360	211
CANARY IS	522 782	96 664	58 866	POLAND	99 641	9 396	5 702
SWEDEN	13 251	1 799	1 079	CZECH REPUB	97 066	6 350	3 854
FINLAND	1 864	487	296	SLOVAKIA	10 835	1 967	1 197
SWITZERLAND	5 221	715	426	HUNGARY	41 508	5 584	3 389
AUSTRIA	82 255	8 813	5 345	ROMANIA	14 812	1 854	1 135
TURKEY	454 649	74 327	45 008	BULGARIA	3 092	806	479
ESTONIA	389	342	206	UKRAINE	831	125	71
LATVIA	4 686	6 363	3 864	BELARUS	442	162	98
LITHUANIA	28 840	29 360	17 679	RUSSIA	23 653	6 377	3 934
POLAND	986 801	86 279	51 952	ARMENIA	4 000	584	363
CZECH REPUB	1 170 602	71 140	42 977	TURKMENISTAN	800	376	236
SLOVAKIA	91 552	4 034	2 421	KYRGYZSTAN	500	243	141
HUNGARY	679 912	56 457	34 114	SLOVENIA	50 217	1 275	775
ROMANIA	86 095	6 435	3 906	CROATIA	94 753	2 085	1 269
BULGARIA	33 702	3 558	2 165	BOS HERZEGOV	14 687	297	182
ALBANIA	4 555	407	241	MOROCCO	246	214	128
UKRAINE	51 147	3 613	2 191	ALGERIA	754	676	409
BELARUS	6 509	6 359	3 828	TUNISIA	150	278	168
RUSSIA	7 190	3 535	2 138	CTE D IVOIRE	60	57	36
SLOVENIA	16 597	11 868	7 203	GHANA	61	65	41
CROATIA	7 009	618	371	CAMEROON	1 211	1 458	890
MACEDONIA	12 606	3 145	1 940	CENT AFR REP	40	91	56
MOROCCO	332 423	46 786	28 400	GABON	181	236	143
ALGERIA	5 769	494	306	CONGO	169	286	174
TUNISIA	982	130	77	ZAIRE	105	260	158
LIBYA	3 088	112	67	ETHIOPIA	414	494	299
EGYPT	268 187	15 519	9 565	KENYA	1 650	3 572	2 129
SUDAN	51 486	11 045	6 700	UGANDA	170	251	154
NIGER	1 713	264	164	MADAGASCAR	108	266	162
SENEGAL	3 767	1 293	783	REUNION	25	81	47
GHANA	3 522	598	354	MAURITIUS	444	196	118
CAMEROON	1 190	57	35	MALAWI	113	62	37
ETHIOPIA	2 138	683	420	SOUTH AFRICA	1 141	609	366
KENYA	8 083	2 760	1 655	NAMIBIA	98	92	53
TANZANIA	94 708	3 334	2 035	USA	22 308	20 083	12 135
MADAGASCAR	300	343	211	CANADA	3 859	3 315	2 044
MAURITIUS	51	106	65	MEXICO	326	321	188
ZAMBIA	395	176	98	HONDURAS	37	57	36
ZIMBABWE	2 332	1 281	773	PANAMA	2 714	728	436
SOUTH AFRICA	63 099	16 989	10 280	CUBA	214	130	77
USA	80 527	22 999	13 988	TRINIDAD TOB	100	105	63
CANADA	777 070	34 153	20 741	COLOMBIA	78	104	61
MEXICO	14 088	4 255	2 578	VENEZUELA	3 420	1 081	669
GUATEMALA	41 862	10 583	6 376	GUYANA	65	63	37
COSTA RICA	893	165	97	ECUADOR	40	54	32
DOMINIC REP	171	85	54	PERU	1 030	1 852	1 122
MARTINIQUE	903	106	62	BRAZIL	3 793	1 206	732
COLOMBIA	830	304	183	BOLIVIA	52	131	76
ECUADOR	7 519	1 511	904	PARAGUAY	519	453	277
PERU	14 727	5 989	3 613	CYPRUS	3 225	373	229
BRAZIL	9 597	708	418	LEBANON	10 084	977	603
CHILE	46 824	7 033	4 266	SYRIA	1 802	144	85
PARAGUAY	6 943	2 584	1 565	ISRAEL	456	220	133
URUGUAY	409	64	38	JORDAN	4 322	308	187
ARGENTINA	147 970	11 557	7 042	SAUDI ARABIA	922	138	83
CYPRUS	488 091	37 521	22 619	INDIA	341	662	405
LEBANON	2 194	273	160	SRI LANKA	1 029	183	112
SYRIA	60 736	3 842	2 347	THAILAND	9 336	28 252	17 047
IRAN	4 783	1 037	613	LAOS	80	162	99
ISRAEL	195 620	21 940	13 444	VIETNAM	448	274	164
JORDAN	1 165	296	172	INDONESIA	123	114	68
SAUDI ARABIA	355	77	48	MALAYSIA	355	271	169
INDIA	4 607	1 151	689	PHILIPPINES	245	61	37
BANGLADESH	320	111	64	CHINA	186	472	287
SRI LANKA	171	154	84	SOUTH KOREA	515	397	246
THAILAND	8 223 438	199 596	120 745	JAPAN	50 875	72 273	44 019
VIETNAM	2 334	784	467	TAIWAN	1 811	2 971	1 789
INDONESIA	529 956	14 119	8 658	HONG KONG	1 824	1 816	1 111
MALAYSIA	622	238	144	AUSTRALIA	646	722	439
PHILIPPINES	123 828	2 835	1 698	NEW CALEDON	36	60	35
CHINA	424 663	63 296	38 192	FR POLYNESIA	20	66	40
JAPAN	675	577	339	UNID COUNTR	35 923	1 588	960
TAIWAN	5 993	2 308	1 399				
HONG KONG	6 184	1 513	905				
AUSTRALIA	422 585	21 206	13 018				

6 IMPORTS AND EXPORTS (SPECIAL TRADE) BY GROUPS OF THE SITC-REV. III AND BY COUNTRIES OF PRODUCTION AND CONSUMPTION 1993

GROUP COUNTRY	DT = 100 KG	1 000 DM	1 000 \$	GROUP COUNTRY	DT = 100 KG	1 000 DM	1 000 \$
056 VEGETABLES, PRPD, PRSVD, NES				CROATIA			
IMPORTS	11 906 897	2 000 002	1 207 932	SERB MONTNEG	6 725	1 680	1 002
FRANCE	1 912 142	354 770	214 604	MACEDONIA	700	419	246
BELGIUM LUX	601 139	78 098	47 219	MOROCCO	268	102	61
NETHERLANDS	4 104 238	676 312	407 844	CTE D IVOIRE	144	61	36
ITALY	2 212 420	244 370	147 729	SOUTH AFRICA	65	60	35
UNITD KINGDOM	56 098	8 070	4 900	NAMIBIA	1 483	679	413
IRELAND	1 400	568	347	USA	548	96	58
DENMARK	62 189	22 247	13 443	CANADA	22 131	8 499	5 128
GREECE	272 227	46 254	27 918	GUATEMALA	10 443	2 362	1 424
PORTUGAL	61 531	8 076	4 909	CUBA	55	105	63
SPAIN	157 480	62 767	37 963	JAMAICA	633	173	105
EU	9 440 864	1 501 532	906 876	TRINIDAD TOB	89	89	53
SWEDEN	9 620	2 607	1 576	COLOMBIA	356	152	92
FINLAND	158	108	67	VENEZUELA	27	69	41
SWITZERLAND	7 217	3 787	2 290	BRAZIL	285	218	131
AUSTRIA	6 957	1 748	1 044	CHILE	396	158	93
TURKEY	636 323	116 583	70 275	URUGUAY	284	96	59
ESTONIA	585	90	54	ARGENTINA	337	107	65
LITHUANIA	567	158	93	CYPRUS	594	252	154
POLAND	103 744	10 245	6 174	LEBANON	415	132	77
CZECH REPUBL	11 146	1 890	1 144	SYRIA	481	60	34
SLOVAKIA	3 552	511	307	ISRAEL	508	135	81
HUNGARY	331 104	49 173	29 788	SAUDI ARABIA	1 460	867	521
ROMANIA	2 980	774	465	KUWAIT	840	423	257
BULGARIA	59 931	6 373	3 869	ARAB EMIRAT	172	73	44
ALBANIA	609	116	70	INDONESIA	1 346	544	329
UKRAINE	1 917	279	170	MALAYSIA	1 841	1 303	787
BELARUS	756	80	49	SINGAPORE	423	237	141
RUSSIA	3 842	938	562	PHILIPPINES	748	454	269
UZBEKISTAN	1 680	221	133	CHINA	534	241	143
SLOVENIA	12 135	2 326	1 405	SOUTH KOREA	124	61	36
CROATIA	12 744	1 806	1 101	JAPAN	135	100	61
MACEDONIA	10 305	2 275	1 387	TAIWAN	2 997	1 882	1 140
MOROCCO	39 636	6 347	3 849	HONG KONG	175	56	31
TUNISIA	278	90	53	AUSTRALIA	1 461	409	245
EGYPT	26 614	8 081	4 905	NEW ZEALAND	2 671	1 638	984
KENYA	1 104	250	151	SHIPS SUPPL	503	441	270
SOUTH AFRICA	5 194	1 746	1 065	UNID COUNTR	2 416	141	83
NAMIBIA	22	116	68		3 003	1 021	619
LESOTHO	1 457	535	326	057 FRUIT, NUTS EXCL. OIL NUTS			
USA	190 748	44 768	27 077	IMPORTS	48 342 784	6 455 668	3 899 597
CANADA	17 267	3 641	2 208	FRANCE	1 641 753	236 009	142 484
MEXICO	1 300	446	270	BELGIUM LUX	629 772	93 215	56 057
ECUADOR	3 627	1 506	916	NETHERLANDS	1 435 890	142 507	86 101
PERU	57 129	20 456	12 362	ITALY	10 531 118	1 290 034	778 285
BRAZIL	1 671	655	401	UNITD KINGDOM	12 476	4 576	2 802
CHILE	3 424	2 474	1 498	DENMARK	75 766	5 755	3 427
ARGENTINA	77	255	155	GREECE	978 448	189 836	113 200
LEBANON	4 865	638	386	PORTUGAL	15 338	6 117	3 733
SYRIA	6 770	2 267	1 379	SPAIN	9 748 368	1 210 138	730 774
IRAN	1 845	383	236	EU	25 069 152	3 178 209	1 916 877
ISRAEL	31 702	4 068	2 477	CANARY IS	24 208	2 553	1 544
PAKISTAN	216	735	440	CEUTA MEL	536	238	147
INDIA	15 771	4 917	2 961	NORWAY	246	160	97
THAILAND	102 351	14 586	8 832	SWEDEN	2 184	710	428
VIETNAM	8 995	1 149	690	FINLAND	960	181	110
INDONESIA	12 285	2 393	1 459	SWITZERLAND	1 031	387	236
MALAYSIA	3 540	1 443	879	AUSTRIA	59 541	7 060	4 310
SINGAPORE	504	176	105	TURKEY	1 331 134	398 419	240 432
CHINA	698 980	165 079	99 527	LATVIA	1 091	240	141
SOUTH KOREA	680	474	288	LITHUANIA	11 103	2 676	1 595
JAPAN	1 152	1 499	904	POLAND	723 799	41 185	24 425
TAIWAN	6 083	4 276	2 608	CZECH REPUBL	440 575	9 306	5 575
HONG KONG	1 263	574	345	SLOVAKIA	2 724	272	163
UNID COUNTR	213	54	32	HUNGARY	222 736	17 333	10 346
EXPORTS	1 607 493	431 691	260 869	ROMANIA	73 841	9 762	5 905
FRANCE	225 329	62 594	37 848	BULGARIA	13 458	1 538	928
BELGIUM LUX	127 843	32 589	19 710	ALBANIA	8 858	1 470	889
NETHERLANDS	323 792	73 980	44 726	UKRAINE	1 030	88	52
ITALY	162 930	39 876	24 158	BELARUS	262	54	34
UNITD KINGDOM	182 279	42 093	25 416	MOLDOVA	369	66	38
IRELAND	5 027	1 809	1 083	RUSSIA	4 237	853	516
DENMARK	150 101	29 599	17 830	SLOVENIA	9 317	525	320
GREECE	26 424	4 415	2 664	CROATIA	1 667	127	77
PORTUGAL	5 692	2 102	1 271	MACEDONIA	8 779	1 179	705
SPAIN	50 351	11 481	6 948	MOROCCO	893 614	79 259	47 952
EU	1 259 768	300 478	181 654	ALGERIA	3 805	1 651	1 000
CANARY IS	8 072	2 110	1 283	TUNISIA	17 561	7 281	4 372
ICELAND	795	210	128	EGYPT	5 365	1 008	599
NORWAY	5 288	2 704	1 623	MALI	154	62	37
SWEDEN	19 345	7 797	4 699	BURKINA FASO	234	61	36
FINLAND	3 891	1 310	790	SENEGAL	1 505	369	224
SWITZERLAND	40 492	26 606	16 118	GUINEA	198	94	56
AUSTRIA	43 551	20 207	12 196	CTE D IVOIRE	333 598	29 328	17 862
ANDORRA	189	82	46	GHANA	20 891	2 594	1 563
MALTA	785	293	175	TOGO	1 371	454	273
TURKEY	1 588	559	340	NIGERIA	337	48	30
ESTONIA	465	104	59	CAMEROON	70 154	7 481	4 446
LATVIA	547	193	117	CENT AFR REP.	358	71	40
LITHUANIA	1 151	255	152	BURUNDI	764	223	136
POLAND	49 667	16 168	9 740	KENYA	35 706	7 064	4 262
CZECH REPUBL	21 989	5 450	3 259	MOZAMBIQUE	10 599	1 044	629
SLOVAKIA	3 782	661	402	MADAGASCAR	4 000	1 897	1 148
HUNGARY	8 498	2 485	1 508	MAURITIUS	520	172	106
ROMANIA	192	63	38	ZIMBABWE	13 461	1 680	1 015
BULGARIA	2 340	244	145	SOUTH AFRICA	1 433 971	240 534	145 997
UKRAINE	847	303	178	NAMIBIA	608	191	111
BELARUS	347	147	87	SWAZILAND	48 968	4 681	2 813
RUSSIA	60 312	16 224	9 866	USA	1 065 422	441 686	267 017
KAZAKHSTAN	202	77	46	CANADA	998	426	256
SLOVENIA	3 746	854	514	MEXICO	13 392	3 727	2 243
				GUATEMALA	38 053	5 568	3 325
				HONDURAS	1 645 432	133 377	80 929

6 IMPORTS AND EXPORTS (SPECIAL TRADE) BY GROUPS OF THE SITC-REV. III AND BY COUNTRIES OF PRODUCTION AND CONSUMPTION 1993

GROUP COUNTRY	DT = 100 KG	1 000 DM	1 000 \$	GROUP COUNTRY	DT = 100 KG	1 000 DM	1 000 \$
EL SALVADOR	1 479	394	239	058 FRUIT,PRESERVED,PREPARED			
NICARAGUA	24 047	1 724	1 050	IMPORTS	8 619 721	1 494 181	904 348
COSTA RICA	3 034 472	268 315	161 932	FRANCE	245 056	70 920	42 945
PANAMA	2 350 360	183 667	111 960	BELGIUM LUX	345 012	80 302	48 522
CUBA	14 712	1 350	805	NETHERLANDS	712 185	125 024	75 544
BAHAMAS	1 627	286	168	ITALY	1 172 682	176 363	106 710
DOMINIC REP	218 620	21 323	12 887	UNITD KINGDOM	67 374	21 629	13 066
GUADELOUPE	1 041	139	84	IRELAND	3 375	580	359
DOMINICA	346	64	36	DENMARK	79 198	16 903	10 285
MARTINIQUE	22 225	2 818	1 708	GREECE	1 102 644	148 461	90 055
JAMAICA	3 060	661	395	PORTUGAL	75	119	74
COLOMBIA	2 114 874	178 522	108 229	SPAIN	717 766	123 521	74 946
VENEZUELA	5 043	951	581	EU	4 445 347	763 822	462 506
FRENCH GUIAN	1 278	161	94	NORWAY	249	66	39
ECUADOR	2 808 990	234 958	142 205	SWEDEN	31 547	10 358	6 259
PERU	9 234	2 610	1 584	FINLAND	19 373	5 156	3 132
BRAZIL	294 656	58 162	35 334	SWITZERLAND	13 883	5 028	3 053
CHILE	756 208	154 074	94 238	AUSTRIA	60 225	14 472	8 770
BOLIVIA	4 889	1 834	1 106	TURKEY	307 868	104 358	62 849
URUGUAY	110 324	14 236	8 661	ESTONIA	3 900	954	577
ARGENTINA	554 504	71 321	43 398	LATVIA	269	77	46
CYPRUS	194 368	14 066	8 512	LITHUANIA	5 815	856	520
LEBANON	434	116	68	POLAND	886 602	133 619	80 462
SYRIA	697	275	166	CZECH REPUB	54 744	4 564	2 765
IRAQ	264	75	46	SLOVAKIA	13 312	1 267	768
IRAN	474 763	227 460	137 320	HUNGARY	224 690	37 055	22 410
ISRAEL	435 704	66 172	39 966	ROMANIA	11 917	1 544	932
JORDAN	250	86	49	BULGARIA	42 813	8 424	5 088
AFGHANISTAN	2 427	483	299	ALBANIA	337	53	31
PAKISTAN	7 815	1 752	1 051	BELARUS	11 370	1 505	892
INDIA	71 763	55 272	33 258	RUSSIA	4 093	555	340
SRI LANKA	37 780	6 407	3 845	SLOVENIA	10 452	2 092	1 266
THAILAND	5 266	3 125	1 874	CROATIA	20 620	7 133	4 331
VIETNAM	292	134	80	BOS HERZEGOV	4 271	1 055	652
INDONESIA	20 527	4 695	2 816	MACEDONIA	271 068	50 838	30 921
MALAYSIA	40 137	9 081	5 455	MOROCCO	15 706	2 503	1 520
PHILIPPINES	57 303	9 850	5 937	EGYPT	246	80	45
CHINA	19 665	8 836	5 341	GHANA	506	146	90
SOUTH KOREA	1 100	172	103	KENYA	83 171	13 728	8 289
JAPAN	484	227	138	TANZANIA	255	82	50
TAIWAN	139	71	45	SOUTH AFRICA	230 637	34 570	20 909
HONG KONG	198	72	42	SWAZILAND	1 810	356	215
AUSTRALIA	204 538	45 391	27 452	USA	99 308	22 116	13 389
NEW ZEALAND	756 839	156 928	94 249	CANADA	140 890	47 882	29 085
AM OCEANIA	965	93	57	MEXICO	284	76	46
EXPORTS	1 999 017	385 977	232 579	GUATEMALA	5 183	980	589
FRANCE	167 621	46 355	27 938	HONDURAS	15 246	2 549	1 546
BELGIUM LUX	89 906	25 177	15 177	COSTA RICA	41 432	6 177	3 746
NETHERLANDS	279 392	45 822	27 577	PANAMA	22 672	3 011	1 792
ITALY	269 903	49 598	30 003	HAITI	4 989	708	425
UNITD KINGDOM	95 839	27 673	16 646	DOMINIC REP	478	165	99
IRELAND	191	103	65	COLOMBIA	5 316	842	504
DENMARK	247 378	34 194	20 626	VENEZUELA	9 285	1 118	678
GREECE	12 243	2 267	1 377	ECUADOR	13 825	1 729	1 051
PORTUGAL	34 288	4 882	2 977	PERU	5 211	915	552
SPAIN	84 892	32 077	19 361	BRAZIL	111 621	11 462	6 937
EU	1 281 653	268 148	161 747	CHILE	79 534	25 314	15 377
CANARY IS	1 082	644	391	ARGENTINA	11 572	2 987	1 777
ICELAND	661	367	208	CYPRUS	3 813	626	383
NORWAY	19 288	3 065	1 843	LEBANON	922	173	106
SWEDEN	119 134	15 793	9 551	IRAN	368	154	92
FINLAND	153 282	15 100	9 080	ISRAEL	10 328	2 656	1 612
SWITZERLAND	28 268	9 130	5 502	PAKISTAN	418	108	66
AUSTRIA	75 703	23 740	14 295	INDIA	12 396	2 553	1 546
MALTA	276	123	77	THAILAND	622 926	67 924	41 203
TURKEY	2 561	790	480	VIETNAM	784	191	118
ESTONIA	489	132	79	INDONESIA	285 598	30 838	18 709
LATVIA	14 871	1 891	1 137	MALAYSIA	37 927	5 001	3 050
LITHUANIA	15 713	2 027	1 211	SINGAPORE	2 004	230	134
POLAND	151 633	21 557	12 945	PHILIPPINES	93 833	13 708	8 349
CZECH REPUB	64 108	8 050	4 812	CHINA	114 937	19 308	11 703
SLOVAKIA	7 729	958	576	SOUTH KOREA	760	222	133
HUNGARY	16 562	2 602	1 569	JAPAN	1 216	619	383
ROMANIA	458	64	39	TAIWAN	527	170	102
BULGARIA	127	76	45	HONG KONG	2 822	962	582
UKRAINE	2 109	492	294	AUSTRALIA	70 467	10 971	6 687
BELARUS	338	146	86	NEW ZEALAND	11 083	2 562	1 557
RUSSIA	23 936	3 602	2 117	FIJI	967	499	298
SLOVENIA	839	188	113	EXPORTS	1 452 974	521 468	315 365
CROATIA	3 050	839	502	FRANCE	433 905	178 313	107 990
MACEDONIA	1 389	314	192	BELGIUM LUX	140 257	47 571	28 801
MOROCCO	192	158	92	NETHERLANDS	254 272	69 369	41 970
TUNISIA	328	224	131	ITALY	134 150	45 982	27 884
SOUTH AFRICA	167	199	119	UNITD KINGDOM	167 477	50 795	30 742
USA	2 208	1 279	776	IRELAND	3 444	1 115	671
CANADA	418	151	89	DENMARK	44 726	15 256	9 214
MEXICO	762	447	275	GREECE	11 144	4 546	2 758
BRAZIL	327	156	93	PORTUGAL	472	237	144
CYPRUS	231	138	86	SPAIN	11 469	6 350	3 830
SYRIA	23	75	46	EU	1 201 316	419 534	254 004
IRAN	297	162	102	CANARY IS	3 231	1 185	727
ISRAEL	83	123	74	ICELAND	2 763	1 077	644
SAUDI ARABIA	147	79	50	NORWAY	9 273	3 104	1 871
THAILAND	204	252	152	SWEDEN	15 272	7 887	4 753
MALAYSIA	466	82	49	FINLAND	11 289	3 946	2 385
SINGAPORE	126	118	70	SWITZERLAND	41 424	20 173	12 164
JAPAN	514	412	247	AUSTRIA	43 436	17 748	10 695
TAIWAN	112	66	40	MALTA	1 553	551	329
HONG KONG	82	101	60	TURKEY	1 756	543	327
AUSTRALIA	96	65	39	ESTONIA	270	134	78
UNITD COUNTR	5 899	1 334	790	LATVIA	2 668	1 280	762
				LITHUANIA	1 143	442	261

6 IMPORTS AND EXPORTS (SPECIAL TRADE) BY GROUPS OF THE SITC-REV. III AND BY COUNTRIES OF PRODUCTION AND CONSUMPTION 1993

GROUP COUNTRY	DT = 100 KG	1 000 DM	1 000 \$	GROUP COUNTRY	DT = 100 KG	1 000 DM	1 000 \$
POLAND	19 978	5 129	3 097	COLOMBIA	26 396	7 950	4 820
CZECH REPUBL	18 108	7 541	4 531	VENEZUELA	4 925	1 003	610
SLOVAKIA	5 473	2 209	1 398	ECUADOR	10 769	3 345	2 028
HUNGARY	8 263	3 513	2 113	PERU	275	52	30
ROMANIA	4 132	1 668	1 011	BRAZIL	2 128 994	392 778	237 222
BULGARIA	1 205	374	225	CHILE	3 815	1 365	836
UKRAINE	1 519	719	425	URUGUAY	5 366	1 276	776
BELARUS	828	351	206	ARGENTINA	76 226	17 944	10 864
RUSSIA	28 373	9 251	5 552	CYPRUS	4 109	1 014	607
KAZAKHSTAN	171	80	45	IRAN	24 743	3 417	2 050
KYRGHYZSTAN	106	51	31	ISRAEL	85 623	17 205	10 426
SLOVENIA	1 997	852	509	PAKISTAN	10 190	2 308	1 402
CROATIA	1 384	538	318	THAILAND	39 274	6 319	3 825
MACEDONIA	600	64	39	INDONESIA	29 085	4 841	2 922
LIBYA	561	143	85	MALAYSIA	2 619	739	446
CAPE VERDE	161	105	63	SINGAPORE	931	150	91
SOUTH AFRICA	189	84	57	PHILIPPINES	1 042	350	209
NAMIBIA	255	76	42	CHINA	199	114	69
USA	5 918	2 439	1 467	JAPAN	87	59	36
CANADA	1 036	485	287	NEW ZEALAND	715	262	157
MEXICO	1 947	1 088	652				
COSTA RICA	124	57	38	EXPORTS	4 184 238	589 385	356 513
CUBA	586	230	138	FRANCE	886 413	106 493	64 375
GUADELOUPE	100	65	39	BELGIUM LUX	746 849	78 413	47 482
MARTINIQUE	500	145	88	NETHERLANDS	1 079 535	122 606	74 211
BARBADOS	129	61	38	ITALY	161 834	30 895	18 671
VENEZUELA	517	296	181	UNITED KINGDOM	312 333	53 762	32 514
BRAZIL	294	176	104	IRELAND	11 008	2 029	1 230
URUGUAY	201	106	64	DENMARK	98 960	18 592	11 272
ARGENTINA	1 183	542	327	GREECE	29 408	8 088	4 900
CYPRUS	507	230	134	PORTUGAL	1 845	145	91
LEBANON	629	141	83	SPAIN	12 570	2 058	1 250
SYRIA	318	128	78	EU	3 340 755	423 081	255 996
ISRAEL	519	243	145	CANARY IS	643	113	69
SAUDI ARABIA	888	511	311	NORWAY	16 119	3 755	2 268
KUWAIT	196	94	58	SWEDEN	14 249	2 681	1 614
BAHRAIN	136	78	45	FINLAND	6 257	1 772	1 080
ARAB EMIRAT	567	294	179	SWITZERLAND	25 647	4 702	2 840
THAILAND	502	239	143	AUSTRIA	29 918	7 833	4 710
INDONESIA	159	100	59	MALTA	104	59	36
MALAYSIA	207	97	60	TURKEY	466	112	65
SINGAPORE	565	298	179	LATVIA	28 914	2 302	1 384
NORTH KOREA	204	55	35	LITHUANIA	16 705	1 644	982
SOUTH KOREA	319	296	181	POLAND	27 930	9 417	5 703
JAPAN	736	452	268	CZECH REPUBL	20 068	1 777	1 073
TAIWAN	451	287	178	SLOVAKIA	1 878	177	103
HONG KONG	210	112	69	HUNGARY	3 757	601	361
AUSTRALIA	963	393	237	ROMANIA	743	160	96
FR POLYNESIA	94	124	73	BULGARIA	3 136	316	190
UNID COUNTR	2 057	631	380	UKRAINE	5 539	552	327
				BELARUS	3 237	348	201
059 FRUIT, VEGETABLE JUICES				RUSSIA	124 134	10 962	6 654
IMPORTS	6 500 969	1 060 293	641 096	ARMENIA	693	54	33
FRANCE	413 916	27 933	16 910	SLOVENIA	3 010	281	169
BELGIUM LUX	104 767	18 858	11 432	CROATIA	2 072	211	125
NETHERLANDS	253 181	70 711	42 764	LIBYA	7 018	1 474	896
ITALY	998 706	146 020	88 541	NIGERIA	335	70	44
UNITED KINGDOM	6 900	628	384	USA	381 616	85 775	51 882
IRELAND	360	73	45	CANADA	58 668	12 089	7 299
DENMARK	46 158	8 284	5 030	NETH ANTILL	960	119	71
GREECE	6 518	1 008	611	ISRAEL	2 788	1 258	758
PORTUGAL	6 604	706	436	SAUDI ARABIA	1 021	251	153
SPAIN	155 573	27 891	16 918	THAILAND	225	54	32
EU	1 992 683	302 112	183 071	SINGAPORE	794	136	86
SWEDEN	3 407	328	202	PHILIPPINES	915	402	236
SWITZERLAND	85 646	11 503	6 903	SOUTH KOREA	65	230	139
AUSTRIA	65 667	12 526	7 525	JAPAN	36 923	12 039	7 286
TURKEY	201 334	31 152	18 826	TAIWAN	5 836	830	512
LATVIA	12 815	1 709	1 035	HONG KONG	2 718	602	354
LITHUANIA	43 946	5 806	3 537	AUSTRALIA	362	216	129
POLAND	926 827	122 648	74 227	UNID COUNTR	5 381	552	335
CZECH REPUBL	51 793	4 167	2 523				
SLOVAKIA	5 891	790	475	061 SUGARS, MOLASSES, HONEY			
HUNGARY	107 938	13 880	8 350	IMPORTS	9 121 084	844 523	510 562
ROMANIA	35 957	4 217	2 537	FRANCE	2 520 339	325 406	196 796
BULGARIA	40 844	5 855	3 566	BELGIUM LUX	831 684	89 990	54 226
UKRAINE	74 461	9 333	5 555	NETHERLANDS	2 360 028	182 971	110 562
BELARUS	12 319	1 768	1 077	ITALY	246 539	27 362	16 542
MOLDOVA	36 514	4 080	2 433	UNITED KINGDOM	198 457	16 094	9 720
RUSSIA	103 479	14 851	8 945	IRELAND	18 056	1 808	1 089
ARMENIA	3 325	525	308	DENMARK	230 397	9 301	5 610
AZERBAIJAN	20 147	2 699	1 597	GREECE	1 457	468	279
KAZAKHSTAN	7 176	1 193	726	SPAIN	28 040	6 455	3 901
UZBEKISTAN	3 965	225	134	EU	6 435 200	659 887	398 745
KYRGHYZSTAN	5 064	794	483	SWEDEN	742	238	139
SLOVENIA	10 377	2 271	1 388	FINLAND	65 396	13 536	8 206
CROATIA	5 951	2 957	1 773	SWITZERLAND	720	330	202
MACEDONIA	7 134	1 856	1 125	AUSTRIA	6 980	1 349	818
MOROCCO	15 821	2 185	1 316	TURKEY	18 450	5 526	3 365
COTE D'IVOIRE	3 728	823	492	POLAND	54 463	2 758	1 656
BURUNDI	981	168	104	CZECH REPUBL	48 931	5 260	3 174
SOUTH AFRICA	63 935	11 113	6 774	SLOVAKIA	1 224	406	246
NAMIBIA	589	151	92	HUNGARY	46 704	9 020	5 462
USA	40 756	10 571	6 404	ROMANIA	5 605	1 274	775
CANADA	204	54	34	BULGARIA	1 078	292	175
ST PIERRE	586	113	66	RUSSIA	10 639	1 345	814
MEXICO	5 769	1 263	746	TURKMENISTAN	3 952	447	268
BELIZE	10 706	3 449	2 082	SLOVENIA	799	146	88
HONDURAS	243	75	46	MAURITIUS	37 984	5 252	3 187
COSTA RICA	11 484	2 012	1 214	USA	333 610	9 067	5 566
CUBA	20 722	5 071	3 046	CANADA	23 166	7 837	4 742
BAHAMAS	247	52	32	MEXICO	201 238	34 487	20 927
DOMINIC REP	366	93	58	GUATEMALA	65 238	3 694	2 242
JAMAICA	3 477	1 087	664				

6 IMPORTS AND EXPORTS (SPECIAL TRADE) BY GROUPS OF THE SITC-REV. III AND BY COUNTRIES OF PRODUCTION AND CONSUMPTION 1993

GROUP COUNTRY	DT = 100 KG	1 000 DM	1 000 \$	GROUP COUNTRY	DT = 100 KG	1 000 DM	1 000 \$
EL SALVADOR	11 528	2 313	1 392	CUBA	3 078	550	337
CUBA	52 792	3 545	2 169	BAHAMAS	1 075	51	32
BRAZIL	7 493	1 321	797	DOMINIC REP	9 820	466	279
CHILE	8 608	1 527	917	✓ DOMINICA	10 060	483	296
URUGUAY	27 457	4 487	2 706	BRIT VIRG IS	2 150	111	66
ARGENTINA	171 821	27 161	16 437	JAMAICA	4 961	223	134
IRAN	176	85	38	ST LUCIA	645	123	75
ISRAEL	6 714	1 772	1 069	ST VINCENT	4 953	241	147
PAKISTAN	933 485	10 889	6 565	TRINIDAD TOB	3 824	159	97
THAILAND	35 189	374	228	ARUBA	6 020	245	150
INDONESIA	319 415	3 642	2 180	NETH ANTILL	5 805	288	173
PHILIPPINES	1 044	268	162	COLOMBIA	771	138	82
CHINA	161 653	20 734	12 523	VENEZUELA	2 580	409	247
JAPAN	1 040	255	153	SURINAME	28 597	1 256	759
AUSTRALIA	12 838	2 202	1 328	ECUADOR	767	169	103
NEW ZEALAND	5 360	1 382	840	PERU	2 706	215	129
EXPORTS	20 607 259	1 255 527	753 636	BRAZIL	3 928	553	330
FRANCE	415 893	44 332	26 752	CHILE	9 200	855	513
BELGIUM LUX	671 242	80 164	47 442	URUGUAY	2 412	163	99
NETHERLANDS	1 274 511	139 842	83 758	ARGENTINA	1 345	218	130
ITALY	249 184	39 856	24 041	CYPRUS	132 190	5 975	3 597
UNTD KINGDOM	455 097	46 434	27 973	LEBANON	53 339	2 897	1 747
IRELAND	10 007	1 665	1 004	SYRIA	49 615	2 092	1 263
DENMARK	1 203 741	96 489	57 270	IRAQ	231 100	11 124	6 506
GREECE	12 224	2 381	1 437	IRAN	135 139	7 346	4 500
PORTUGAL	53 602	4 343	2 675	ISRAEL	658 846	26 252	15 839
SPAIN	190 207	27 858	16 973	JORDAN	64 772	3 506	2 066
EU	4 535 708	483 364	289 325	SAUDI ARABIA	126 894	12 976	7 771
CANARY IS	491 555	23 556	14 439	KUWAIT	318 112	13 209	7 942
CEUTA MEL	5 625	297	177	BAHRAIN	163 914	7 173	4 339
ICELAND	49 040	2 216	1 329	QATAR	26 907	1 210	722
NORWAY	188 702	8 521	5 171	ARAB EMIRAT	1 454 314	62 431	37 743
SWEDEN	66 620	2 217	1 327	OMAN	202 556	8 252	4 977
FINLAND	50 364	2 070	1 264	YEMEN	140 327	6 716	4 066
SWITZERLAND	1 178 554	60 920	36 672	PAKISTAN	32 637	2 082	1 252
AUSTRIA	488 363	20 151	12 184	INDIA	9 057	881	531
GIBRALTAR	5 835	294	178	BANGLADESH	17 732	859	519
TURKEY	4 054	550	335	MALDIVES	10 000	350	213
ESTONIA	455 331	21 293	12 740	SRI LANKA	22 709	847	509
LATVIA	346 434	17 165	10 315	MYANMAR	594	71	43
LITHUANIA	320 778	14 978	9 058	THAILAND	2 046	409	250
POLAND	238 163	12 023	7 271	INDONESIA	208 894	9 810	5 898
CZECH REPUB	145 007	6 248	3 729	MALAYSIA	1 141	197	118
SLOVAKIA	103 936	6 301	3 763	SINGAPORE	151 505	6 683	4 044
HUNGARY	411 519	15 190	9 038	PHILIPPINES	114 979	5 454	3 288
ROMANIA	80 026	3 951	2 368	CHINA	1 531	122	75
BULGARIA	125 539	6 660	4 056	SOUTH KOREA	10 625	1 617	982
ALBANIA	11 391	394	241	JAPAN	126 187	17 321	10 493
UKRAINE	6 657	348	210	TAIWAN	15 650	1 464	881
BELARUS	664 940	30 145	18 168	HONG KONG	26 955	1 474	888
MOLDOVA	2 046	92	55	AUSTRALIA	8 853	684	414
RUSSIA	4 434 631	205 842	123 056	SOLOMON IS	1 723	80	48
GEORGIA	130 137	5 163	3 229	NEW CALEDON	5 352	239	146
AZERBAIJAN	25 560	941	573	FIJI	2 100	90	55
KAZAKHSTAN	45 290	2 089	1 225	WEST SAMOA	6 871	328	201
TURKMENISTAN	79 280	3 271	2 023	SHIPS SUPPL	2 493	117	69
UZBEKISTAN	20 000	780	466	UNID COUNTR	19 663	694	418
TADJIKISTAN	4 770	611	373	062 SUGAR CONFECTIONERY			
KYRGHYZSTAN	20 046	804	489	IMPORTS	745 112	374 657	226 378
SLOVENIA	245 630	12 901	7 722	FRANCE	103 361	65 228	39 422
CROATIA	267 894	12 389	7 509	BELGIUM LUX	118 686	47 178	28 597
BOS HERZEGOV	3 391	259	155	NETHERLANDS	230 710	91 905	55 442
SERB MONTNEG	64 804	3 338	1 965	ITALY	32 742	25 754	15 595
MACEDONIA	12 743	1 326	809	UNTD KINGDOM	24 346	13 433	8 161
MOROCCO	436	59	35	IRELAND	6 097	2 735	1 651
ALGERIA	13 536	610	371	DENMARK	26 346	15 117	9 143
TUNISIA	22 209	1 104	669	GREECE	18 308	7 606	4 577
LIBYA	153 168	10 309	6 231	PORTUGAL	120	54	33
EGYPT	7 335	801	486	SPAIN	22 823	15 828	9 558
SUDAN	12 465	581	346	EU	583 537	284 838	172 179
MAURITANIA	3 299	166	99	SWEDEN	4 270	2 306	1 388
MALI	53 307	2 260	1 368	FINLAND	1 439	710	431
BURKINA FASO	2 148	98	58	SWITZERLAND	43 076	39 876	24 051
NIGER	2 148	135	83	AUSTRIA	12 630	9 582	5 789
CAPE VERDE	2 365	112	69	TURKEY	10 861	3 198	1 927
GAMBIA	20 952	1 372	814	ESTONIA	491	56	35
GUIN BISSAU	10 184	381	228	POLAND	21 946	5 846	3 539
GUINEA	8 810	877	516	CZECH REPUB	4 201	1 742	1 041
SIERRA LEONE	9 973	470	285	SLOVAKIA	5 099	2 054	1 237
LIBERIA	23 870	1 145	689	HUNGARY	14 274	3 681	2 232
CTE D IVOIRE	10 695	448	272	ROMANIA	158	144	88
GHANA	31 166	1 679	1 025	RUSSIA	1 088	115	69
TOGO	12 078	555	331	SLOVENIA	22 352	6 182	3 730
BENIN	26 479	1 056	635	SOUTH AFRICA	177	64	40
NIGERIA	28 199	1 250	761	USA	3 571	2 567	1 546
S TOME PRINC	5 180	216	126	MEXICO	609	320	192
BURUNDI	1 049	86	52	BRAZIL	5 421	1 452	876
ANGOLA	7 418	409	245	LEBANON	148	56	30
ETHIOPIA	22 198	2 098	1 272	THAILAND	4 341	6 526	3 945
DJIBOUTI	1 290	50	31	MALAYSIA	70	49	30
KENYA	3 245	230	140	CHINA	523	384	229
UGANDA	3 920	342	201	SOUTH KOREA	587	318	192
TANZANIA	371	70	43	JAPAN	160	299	176
MOZAMBIQUE	18 476	870	520	TAIWAN	683	541	326
MADAGASCAR	5 307	296	178	HONG KONG	205	217	135
COMOROS	1 500	56	35	AUSTRALIA	1 037	788	479
ZIMBABWE	1 000	91	55	FIJI	987	344	207
MALAWI	1 632	77	47	EXPORTS	1 024 353	479 599	290 039
SOUTH AFRICA	2 419	457	279	FRANCE	68 014	34 478	20 824
NAMIBIA	3 133	166	99	BELGIUM LUX	30 111	18 898	11 469
USA	6 856	1 078	650	NETHERLANDS	183 150	73 387	44 374
CANADA	63 438	3 405	2 058				
MEXICO	1 449	297	179				
EL SALVADOR	382	72	45				

6 IMPORTS AND EXPORTS (SPECIAL TRADE) BY GROUPS OF THE SITC-REV. III AND BY COUNTRIES OF PRODUCTION AND CONSUMPTION 1993

GROUP COUNTRY	DT = 100 KG	1 000 DM	1 000 \$	GROUP COUNTRY	DT = 100 KG	1 000 DM	1 000 \$
ITALY	43 475	22 705	13 745	ETHIOPIA	182 403	63 593	38 300
UNITED KINGDOM	94 611	45 570	27 562	KENYA	259 854	104 065	62 807
IRELAND	1 223	528	315	UGANDA	117 881	21 200	12 785
DENMARK	24 916	12 293	7 444	TANZANIA	221 001	54 740	33 188
GREECE	7 117	4 612	2 783	MADAGASCAR	25 242	4 201	2 559
PORTUGAL	3 440	2 247	1 365	ZAMBIA	4 585	1 178	719
SPAIN	42 342	19 913	12 096	ZIMBABWE	9 229	2 077	1 265
EU	498 399	234 631	141 977	MALAWI	21 382	5 442	3 260
CANARY IS	1 220	783	472	USA	1 626	503	302
ICELAND	1 273	716	428	ST PIERRE	259	72	42
NORWAY	7 428	4 375	2 654	MEXICO	58 750	18 995	11 501
SWEDEN	17 951	9 209	5 583	GUATEMALA	291 606	80 989	48 814
FINLAND	2 558	1 545	933	HONDURAS	197 162	46 882	28 430
SWITZERLAND	31 612	18 110	10 973	EL SALVADOR	420 126	110 256	66 112
AUSTRIA	68 467	37 873	22 913	NICARAGUA	140 288	37 312	22 465
ANDORRA	318	213	129	COSTA RICA	246 656	67 535	40 873
MALTA	517	242	145	PANAMA	14 589	3 607	2 188
TURKEY	2 417	1 306	780	CUBA	11 423	2 553	1 550
ESTONIA	854	466	274	HAITI	6 859	1 038	620
LATVIA	2 685	1 431	854	DOMINIC REP	3 469	1 281	774
LITHUANIA	1 228	683	402	COLOMBIA	3 002 211	795 872	481 270
POLAND	33 813	17 528	10 616	VENEZUELA	16 528	4 293	2 563
CZECH REPUBL	7 091	3 790	2 279	ECUADOR	69 135	16 807	10 113
SLOVAKIA	339	262	155	PERU	159 887	37 167	22 377
HUNGARY	8 704	5 762	3 481	BRAZIL	695 765	177 447	107 021
ROMANIA	936	604	367	CHILE	2 862	786	461
BULGARIA	1 561	933	561	BOLIVIA	13 933	3 480	2 128
UKRAINE	1 872	1 166	701	PARAGUAY	284	64	40
BELARUS	507	299	175	ARGENTINA	1 880	564	332
RUSSIA	26 838	14 149	8 458	SYRIA	234	49	30
KAZAKHSTAN	1 323	506	301	INDIA	156 931	32 458	19 496
SLOVENIA	1 355	824	493	SRI LANKA	1 720	299	182
CROATIA	1 328	854	509	THAILAND	6 756	1 188	725
LIBYA	4 446	1 563	934	LAOS	5 002	1 016	620
EGYPT	66	74	45	VIETNAM	66 834	10 357	6 269
GUINEA	180	100	61	INDONESIA	558 412	92 631	55 759
NIGERIA	166	64	39	SOUTH KOREA	1 162	1 851	981
REUNION	162	86	51	JAPAN	17 506	26 373	16 027
SOUTH AFRICA	291	192	117	PAPUA NEW G	273 315	76 309	45 860
USA	229 713	86 477	52 399	NEW ZEALAND	352	70	43
CANADA	6 180	3 379	2 053	UNID COUNTR	3 428	1 168	706
MEXICO	90	113	68				
MARTINIQUE	157	126	74	EXPORTS	1 586 261	1 001 541	605 293
NETH ANTILL	146	62	37	FRANCE	124 585	109 561	66 204
COLOMBIA	177	59	35	BELGIUM LUX	252 485	174 088	105 083
BRAZIL	1 455	426	252	NETHERLANDS	187 396	116 642	70 293
CHILE	135	92	54	ITALY	11 282	8 739	5 301
URUGUAY	201	119	73	UNITED KINGDOM	164 341	176 303	106 781
ARGENTINA	2 999	1 892	1 155	IRELAND	2 252	3 759	2 292
CYPRUS	891	528	322	DENMARK	20 386	13 217	7 979
LEBANON	643	401	245	GREECE	13 955	10 425	6 287
ISRAEL	6 846	3 303	1 990	PORTUGAL	7 692	2 609	1 595
SAUDI ARABIA	7 632	3 364	2 035	SPAIN	13 975	7 636	4 665
KUWAIT	1 346	803	483	EU	798 349	622 979	376 480
BAHRAIN	612	397	239	CANARY IS	2 698	2 543	1 536
QATAR	98	63	36	NORWAY	6 591	4 374	2 636
ARAB EMIRAT	615	367	225	SWEDEN	19 982	18 036	10 959
THAILAND	748	452	266	FINLAND	1 381	1 765	1 070
INDONESIA	108	57	34	SWITZERLAND	24 732	12 866	7 776
MALAYSIA	294	149	89	AUSTRIA	111 325	50 360	30 459
SINGAPORE	2 170	965	583	MALTA	62	118	71
PHILIPPINES	416	184	112	TURKEY	3 878	4 180	2 547
CHINA	859	416	246	ESTONIA	2 259	937	567
SOUTH KOREA	7 236	3 607	2 170	LATVIA	2 057	896	544
JAPAN	3 780	2 185	1 312	LITHUANIA	2 357	1 079	644
TAIWAN	1 813	890	538	POLAND	123 092	63 031	38 090
HONG KONG	13 442	5 276	3 196	CZECH REPUBL	26 033	13 041	7 819
AUSTRALIA	2 996	1 461	882	SLOVAKIA	2 909	1 651	997
NEW ZEALAND	213	99	59	HUNGARY	7 385	4 896	2 963
FR POLYNESIA	76	52	31	ROMANIA	5 106	1 504	919
SHIPS SUPPL	263	320	195	BULGARIA	1 862	2 417	1 454
UNID COUNTR	1 204	628	377	UKRAINE	4 332	1 731	1 046
				BELARUS	1 310	510	303
				RUSSIA	16 853	14 302	8 627
071 COFFEE, COFFEE SUBSTITUTE				GEORGIA	102	77	47
IMPORTS	8 330 744	2 261 428	1 365 631	SLOVENIA	296	418	252
FRANCE	33 687	12 021	7 296	CROATIA	108	228	138
BELGIUM LUX	53 148	51 380	30 968	MACEDONIA	113	114	70
NETHERLANDS	15 831	14 328	8 661	LIBYA	22	64	37
ITALY	38 875	37 400	22 680	EGYPT	429	376	227
UNITED KINGDOM	41 585	35 453	21 437	TANZANIA	252	56	34
DENMARK	2 222	983	595	SOUTH AFRICA	247	188	114
GREECE	398	387	236	USA	371 863	126 006	76 214
PORTUGAL	178	137	83	CANADA	11 535	7 355	4 438
SPAIN	2 273	1 186	716	COSTA RICA	166	59	37
EU	188 212	153 312	92 693	COLOMBIA	321	416	251
SWEDEN	2 257	8 237	3 776	BRAZIL	388	119	71
SWITZERLAND	2 602	2 877	1 742	ARGENTINA	83	213	127
AUSTRIA	3 139	1 544	927	CYPRUS	1 092	968	586
TURKEY	97	65	35	LEBANON	39	79	47
CZECH REPUBL	294	67	39	SYRIA	40	72	43
HUNGARY	873	125	77	ISRAEL	6 837	7 618	4 599
SLOVENIA	300	136	80	JORDAN	328	375	224
MOROCCO	614	184	108	SAUDI ARABIA	2 261	2 352	1 411
GUINEA	12 960	2 003	1 200	KUWAIT	281	283	166
SIERRA LEONE	19 673	2 942	1 771	BAHRAIN	100	148	89
CTE D IVOIRE	173 926	24 863	15 031	QATAR	98	83	50
GHANA	4 203	588	410	ARAB EMIRAT	939	805	486
TOGO	13 940	2 277	1 382	OMAN	159	128	75
BENIN	2 012	336	201	THAILAND	43	65	40
CAMEROON	162 291	34 690	21 029	VIETNAM	428	298	175
GABON	1 146	189	109	MALAYSIA	134	183	110
ZAIRE	41 454	8 964	5 409	SINGAPORE	178	205	123
RWANDA	201 548	54 326	32 849	SOUTH KOREA	610	809	478
BURUNDI	209 268	57 728	35 026	JAPAN	10 252	18 565	11 199

6 IMPORTS AND EXPORTS (SPECIAL TRADE) BY GROUPS OF THE SITC-REV. III AND BY COUNTRIES OF PRODUCTION AND CONSUMPTION 1993

GROUP COUNTRY	DT = 100 KG	1 000 DM	1 000 \$	GROUP COUNTRY	DT = 100 KG	1 000 DM	1 000 \$
TAIWAN	929	1 240	749	073 CHOCOLATE,OTH.COCOA PREP			
HONG KONG	2 510	1 831	1 116	IMPORTS	1 763 372	1 038 976	627 532
AUSTRALIA	5 793	4 700	2 860	FRANCE	341 979	187 175	112 938
NEW ZEALAND	1 836	1 054	637	BELGIUM LUX	286 347	198 966	120 382
SHIPS SUPPL	71	211	127	NETHERLANDS	470 703	221 019	133 288
UNID COUNTR	337	243	146	ITALY	213 627	115 239	69 629
072 COCOA				UNTD KINGDOM	56 751	34 295	20 702
IMPORTS	4 038 943	918 298	555 194	IRELAND	561	149	88
FRANCE	69 782	18 292	11 043	DENMARK	24 240	16 778	10 144
BELGIUM LUX	15 216	6 282	3 784	GREECE	445	165	100
NETHERLANDS	502 017	196 969	119 023	SPAIN	2 013	1 852	1 117
ITALY	31 779	10 288	6 219	EU	1 396 669	775 642	468 391
UNTD KINGDOM	3 212	1 375	829	NORWAY	967	345	207
DENMARK	3 285	684	414	SWEDEN	101 545	99 790	60 376
GREECE	29 234	12 851	7 754	FINLAND	8 192	5 694	3 458
SPAIN	13 471	7 328	4 436	SWITZERLAND	95 336	61 275	37 051
EU	667 996	254 069	153 502	AUSTRIA	131 697	79 179	47 715
SWITZERLAND	1 060	159	95	TURKEY	1 526	572	344
MAURITANIA	1 222	211	126	POLAND	446	239	147
GUINEA	6 629	1 300	796	CZECH REPUB	3 008	3 134	1 910
SIERRA LEONE	4 376	764	464	HUNGARY	10 085	5 784	3 494
CTE D IVOIRE	2 013 851	402 157	243 575	ROMANIA	166	281	169
GHANA	513 387	89 218	53 660	UKRAINE	299	195	122
TOGO	2 783	672	400	RUSSIA	586	173	103
NIGERIA	180 987	36 182	21 797	KAZAKHSTAN	289	66	39
CAMEROON	86 398	18 288	11 134	SLOVENIA	8 534	2 752	1 669
S TOME PRINC	5 380	1 051	627	EGYPT	189	83	48
CONGO	744	116	69	SOUTH AFRICA	617	149	94
UGANDA	2 829	460	277	USA	1 977	2 771	1 686
TANZANIA	460	64	40	BRAZIL	396	230	140
MADAGASCAR	3 835	683	412	CYPRUS	69	53	32
USA	3 290	490	295	ISRAEL	375	278	168
HONDURAS	508	94	57	EXPORTS	2 189 541	1 218 105	735 307
COSTA RICA	1 059	299	182	FRANCE	362 752	183 564	111 025
HAITI	22 474	3 701	2 237	BELGIUM LUX	168 412	85 000	51 414
DOMINIC REP	575	179	109	NETHERLANDS	255 826	131 551	79 452
COLOMBIA	8 763	1 674	1 019	ITALY	131 401	77 113	46 553
VENEZUELA	6 458	1 825	1 090	UNTD KINGDOM	128 314	72 159	43 564
ECUADOR	82 965	19 876	12 017	IRELAND	1 015	659	398
PERU	813	218	130	DENMARK	84 147	53 305	32 317
BRAZIL	4 845	1 001	611	GREECE	29 952	21 048	12 758
BOLIVIA	1 116	693	421	PORTUGAL	13 372	11 672	7 073
SRI LANKA	747	142	83	SPAIN	56 112	31 533	19 057
THAILAND	780	419	256	EU	1 231 303	667 605	403 611
INDONESIA	146 457	30 329	18 242	CANARY IS	1 618	1 283	777
MALAYSIA	144 115	29 795	18 075	ICELAND	994	668	401
SINGAPORE	627	122	73	NORWAY	12 202	9 058	5 487
PAPUA NEW G	108 889	19 675	11 902	SWEDEN	21 287	14 084	8 534
SOLOMON IS	10 298	1 920	1 150	FINLAND	7 173	4 593	2 784
FIJI	1 556	278	167	SWITZERLAND	57 444	35 888	21 761
EXPORTS	971 060	267 773	162 035	AUSTRIA	190 104	111 517	67 495
FRANCE	305 469	98 476	59 584	ANDORRA	1 042	820	494
BELGIUM LUX	82 952	29 229	17 707	MALTA	1 073	844	509
NETHERLANDS	162 814	24 447	14 777	TURKEY	7 843	4 376	2 620
ITALY	68 592	16 493	10 000	ESTONIA	3 040	1 763	1 044
UNTD KINGDOM	22 953	3 218	1 940	LATVIA	5 537	2 729	1 627
DENMARK	25 793	6 719	4 078	LITHUANIA	4 261	2 745	1 641
GREECE	8 050	2 913	1 768	POLAND	59 910	33 702	20 527
PORTUGAL	554	190	113	CZECH REPUB	18 904	10 595	6 412
SPAIN	48 350	10 760	6 520	SLOVAKIA	7 048	3 221	1 948
EU	725 527	192 445	116 487	HUNGARY	37 592	23 519	14 202
ICELAND	2 418	1 443	873	ROMANIA	10 313	5 120	3 068
NORWAY	5 407	1 571	942	BULGARIA	36 358	16 864	10 112
SWEDEN	28 322	4 830	2 937	UKRAINE	8 630	4 179	2 509
FINLAND	33 603	14 902	8 970	BELARUS	11 508	5 797	3 480
SWITZERLAND	18 796	9 232	5 594	MOLDOVA	352	192	115
AUSTRIA	15 134	5 570	3 351	RUSSIA	269 986	142 957	85 420
TURKEY	25 600	5 867	3 567	GEORGIA	212	97	59
LATVIA	240	93	54	AZERBAIJAN	160	96	58
LITHUANIA	2 180	389	230	KAZAKHSTAN	5 155	3 289	1 944
POLAND	21 518	3 940	2 392	TURKMENISTAN	166	133	78
CZECH REPUB	11 815	1 744	1 067	TADJIKISTAN	195	89	51
SLOVAKIA	3 419	641	386	KYRGYZSTAN	168	82	50
HUNGARY	15 312	3 417	2 047	SLOVENIA	12 414	7 101	4 275
ROMANIA	3 720	630	376	CROATIA	2 726	1 459	869
BULGARIA	405	129	77	BOS HERZEGOV	633	300	181
UKRAINE	1 064	153	93	SERB MONTNEG	521	231	135
BELARUS	1 275	235	142	MACEDONIA	2 280	1 185	711
RUSSIA	7 005	1 345	824	MOROCCO	195	110	67
SLOVENIA	2 008	744	453	TUNISIA	131	58	34
CROATIA	527	58	32	LIBYA	7 309	2 569	1 527
MACEDONIA	211	49	30	EGYPT	398	149	87
TUNISIA	420	68	42	MAURITIUS	169	63	35
EGYPT	992	156	96	SOUTH AFRICA	392	270	164
SOUTH AFRICA	204	79	47	USA	66 949	35 469	21 453
USA	9 246	2 522	1 529	CANADA	23 650	15 202	9 220
CANADA	1 617	587	347	MEXICO	1 120	1 433	868
CYPRUS	500	95	57	TRINIDAD TOB	156	48	30
LEBANON	138	96	58	COLOMBIA	144	118	68
SYRIA	2 342	374	229	PERU	71	72	45
IRAN	300	91	55	BRAZIL	1 124	781	465
ISRAEL	1 152	283	173	CHILE	276	279	168
SAUDI ARABIA	1 753	669	404	URUGUAY	361	310	191
ARAB EMIRAT	199	79	48	ARGENTINA	11 446	6 692	4 063
MALAYSIA	191	59	34	CYPRUS	769	525	313
NORTH KOREA	2 674	955	574	LEBANON	961	525	315
SOUTH KOREA	5 953	2 918	1 775	IRAN	101	108	67
JAPAN	17 484	8 986	5 443	ISRAEL	7 449	4 747	2 830
HONG KONG	71	49	30	SAUDI ARABIA	1 933	1 507	909
NEW ZEALAND	185	75	44	KUWAIT	1 076	866	512
				BAHRAIN	197	173	101
				QATAR	191	131	82

6 IMPORTS AND EXPORTS (SPECIAL TRADE) BY GROUPS OF THE SITC-REV. III AND BY COUNTRIES OF PRODUCTION AND CONSUMPTION 1993

GROUP COUNTRY	DT = 100 KG	1 000 DM	1 000 \$	GROUP COUNTRY	DT = 100 KG	1 000 DM	1 000 \$
ARAB EMIRAT	1 609	1 060	636	UNTD KINGDOM	5 127	1 768	1 075
SRI LANKA	203	265	162	DENMARK	774	565	342
THAILAND	804	732	497	GREECE	496	379	223
VIETNAM	478	145	89	PORTUGAL	267	120	72
INDONESIA	641	243	147	SPAIN	23 539	8 327	5 048
MALAYSIA	467	344	202	EU	68 755	26 382	15 923
SINGAPORE	2 826	2 247	1 358	CANARY IS	78	114	67
PHILIPPINES	208	125	72	SWITZERLAND	646	540	314
CHINA	173	119	71	AUSTRIA	813	286	169
SOUTH KOREA	774	486	293	TURKEY	21 794	9 887	5 958
JAPAN	6 030	5 479	3 278	ESTONIA	1 180	128	76
TAIWAN	898	834	501	LATVIA	308	59	35
HONG KONG	5 031	3 874	2 340	LITHUANIA	2 597	271	165
AUSTRALIA	6 126	4 492	2 707	POLAND	18 164	2 816	1 694
NEW ZEALAND	833	793	475	CZECH REPUBL	5 787	755	455
SHIPS SUPPL	1 855	4 618	2 803	HUNGARY	33 057	16 735	10 110
UNID COUNTR	2 089	1 274	773	ROMANIA	1 860	178	111
				BULGARIA	10 865	1 920	1 153
				ALBANIA	389	62	39
				BELARUS	1 602	79	48
				RUSSIA	6 469	401	240
				SLOVENIA	980	268	164
				CROATIA	1 202	456	273
				MACEDONIA	8 161	2 088	1 263
				MOROCCO	5 089	1 488	901
				EGYPT	3 344	691	418
				NIGERIA	1 008	140	84
				KENYA	59	63	39
				UGANDA	72	53	32
				MADAGASCAR	11 182	23 141	14 025
				REUNION	133	1 017	610
				MAURITIUS	101	186	110
				COMOROS	1 184	3 952	2 379
				MAYOTTE	833	265	157
				ZIMBABWE	106	60	37
				MALAWI	388	213	127
				SOUTH AFRICA	1 313	456	277
				USA	9 209	3 847	2 319
				MEXICO	2 926	807	495
				GUATEMALA	2 097	1 487	893
				JAMAICA	2 922	1 041	629
				GRENADA	7 514	2 357	1 427
				PERU	351	63	36
				BRAZIL	75 363	20 048	12 091
				CHILE	1 574	1 266	770
				LEBANON	938	117	68
				SYRIA	731	238	142
				IRAN	971	2 449	1 479
				ISRAEL	3 834	1 767	1 061
				PAKISTAN	246	80	48
				INDIA	22 404	5 417	3 263
				SRI LANKA	5 624	2 762	1 673
				THAILAND	5 162	1 837	1 114
				VIETNAM	4 029	1 010	598
				INDONESIA	98 962	30 237	18 243
				MALAYSIA	18 959	4 278	2 591
				SINGAPORE	2 145	527	325
				CHINA	33 960	9 215	5 566
				SOUTH KOREA	456	163	95
				JAPAN	242	273	160
				HONG KONG	1 431	729	437
				AUSTRALIA	711	115	68
				PAPUA NEW G	378	202	123
				FR POLYNESIA	26	335	206
				EXPORTS	103 109	96 966	58 439
				FRANCE	14 628	17 743	10 743
				BELGIUM LUX	6 307	5 110	3 091
				NETHERLANDS	12 427	8 195	4 943
				ITALY	1 858	4 172	2 518
				UNTD KINGDOM	5 373	4 391	2 655
				IRELAND	1 123	2 545	1 518
				DENMARK	8 069	6 888	4 144
				GREECE	499	451	269
				PORTUGAL	1 275	1 345	809
				SPAIN	5 259	4 211	2 529
				EU	56 818	55 051	33 219
				CANARY IS	128	104	54
				ICELAND	216	134	74
				NORWAY	3 081	1 877	1 128
				SWEDEN	3 390	2 389	1 442
				FINLAND	1 538	1 349	815
				SWITZERLAND	5 045	5 730	3 459
				AUSTRIA	7 693	4 162	2 491
				TURKEY	233	190	113
				ESTONIA	110	162	96
				LATVIA	47	53	31
				LITHUANIA	305	247	150
				POLAND	2 948	2 158	1 301
				CZECH REPUBL	4 210	2 702	1 627
				SLOVAKIA	325	123	73
				HUNGARY	1 244	884	525
				ROMANIA	168	93	55
				BULGARIA	423	520	312
				UKRAINE	365	166	99
				RUSSIA	1 055	661	396
				KAZAKHSTAN	141	159	98
				SLOVENIA	446	229	138
				CROATIA	278	161	95
				SOUTH AFRICA	728	531	320
				USA	3 369	6 995	4 237
				CANADA	920	4 150	2 532
				MEXICO	711	342	210
				EL SALVADOR	116	50	30
				VENEZUELA	491	197	120
074 TEA AND MATE							
IMPORTS	327 411	203 469	123 055				
FRANCE	478	390	231				
BELGIUM LUX	891	394	233				
NETHERLANDS	4 670	8 356	5 055				
ITALY	237	257	150				
UNTD KINGDOM	19 261	7 274	4 409				
DENMARK	1 330	740	447				
EU	26 882	17 447	10 547				
SWITZERLAND	116	97	58				
AUSTRIA	340	199	117				
TURKEY	7 713	2 620	1 588				
SLOVAKIA	11	83	51				
ZAIRE	1 572	340	200				
KENYA	7 320	8 121	4 936				
TANZANIA	3 645	1 313	788				
MOZAMBIQUE	241	67	42				
MADAGASCAR	200	106	65				
MAURITIUS	368	214	128				
ZIMBABWE	1 269	530	318				
MALAWI	6 825	2 505	1 501				
SOUTH AFRICA	589	161	98				
COLOMBIA	487	180	109				
BRAZIL	6 538	3 157	1 905				
ARGENTINA	21 368	8 981	5 412				
INDIA	91 955	78 038	47 291				
BANGLADESH	1 268	477	285				
SRI LANKA	63 795	32 093	19 406				
NEPAL	183	232	141				
THAILAND	137	92	54				
VIETNAM	7 735	2 583	1 552				
INDONESIA	25 296	13 992	8 457				
CHINA	48 423	26 789	16 165				
JAPAN	560	1 103	666				
TAIWAN	882	903	546				
HONG KONG	158	166	99				
PAPUA NEW G	736	172	105				
EXPORTS	126 755	112 807	68 163				
FRANCE	8 078	5 893	3 552				
BELGIUM LUX	1 652	2 092	1 257				
NETHERLANDS	8 122	8 937	5 414				
ITALY	5 278	7 409	4 496				
UNTD KINGDOM	18 041	17 004	10 278				
IRELAND	659	182	107				
DENMARK	5 908	3 217	1 926				
PORTUGAL	90	68	44				
SPAIN	2 492	2 739	1 650				
EU	50 332	47 571	28 742				
CANARY IS	52	68	41				
NORWAY	636	667	405				
SWEDEN	2 231	2 225	1 346				
FINLAND	188	205	125				
SWITZERLAND	3 702	4 404	2 660				
AUSTRIA	5 409	3 899	2 346				
TURKEY	358	487	297				
ESTONIA	879	516	310				
LATVIA	127	72	42				
LITHUANIA	851	698	422				
POLAND	2 769	1 575	955				
CZECH REPUBL	75	110	68				
SLOVAKIA	236	180	109				
HUNGARY	65	95	56				
ROMANIA	63	56	32				
UKRAINE	397	290	175				
RUSSIA	11 475	5 095	3 087				
GEORGIA	45	73	45				
CROATIA	93	66	41				
CTE D IVOIRE	13	51	31				
SOUTH AFRICA	231	116	70				
CANADA	14 400	11 442	6 915				
SURINAME	219	133	80				
SINGAPORE	33	108	67				
JAPAN	213	503	306				
AUSTRALIA	581	607	366				
UNID COUNTR	154	178	108				
075 SPICES							
IMPORTS	514 586	188 395	113 709				
FRANCE	13 531	6 125	3 712				
BELGIUM LUX	796	517	310				
NETHERLANDS	22 003	7 597	4 551				
ITALY	2 206	981	587				

6 IMPORTS AND EXPORTS (SPECIAL TRADE) BY GROUPS OF THE SITC-REV. III AND BY COUNTRIES OF PRODUCTION AND CONSUMPTION 1993

GROUP COUNTRY	DT = 100 KG	1 000 DM	1 000 \$	GROUP COUNTRY	DT = 100 KG	1 000 DM	1 000 \$
BRAZIL	1 843	675	404	LATVIA	643	144	84
CHILE	145	108	59	LITHUANIA	2 982	364	215
URUGUAY	92	57	37	POLAND	2 617 227	127 884	77 194
ARGENTINA	128	181	103	CZECH REPUB	1 229 417	80 386	48 647
ISRAEL	86	85	49	SLOVAKIA	260 674	16 496	10 002
JORDAN	114	94	57	HUNGARY	498 426	40 266	24 381
SAUDI ARABIA	129	151	93	ROMANIA	139 928	13 680	8 236
KUWAIT	47	55	30	BULGARIA	9 333	1 061	644
INDONESIA	99	63	37	UKRAINE	273	93	53
SINGAPORE	378	273	162	BELARUS	33 221	5 756	3 433
JAPAN	680	1 664	1 000	RUSSIA	20 766	3 709	2 240
HONG KONG	122	98	60	SLOVENIA	31 076	4 562	2 757
AUSTRALIA	896	800	477	CROATIA	15 795	2 125	1 284
NEW ZEALAND	76	69	42	BOS HERZEGOV	448	48	30
UNID COUNTR	647	483	286	SERB MONTNEG	7 501	829	498
				MACEDONIA	8 426	683	418
081 ANIMAL FEED STUFF				MOROCCO	15 843	1 154	681
IMPORTS	74 178 706	2 574 871	1 556 970	ALGERIA	500	80	49
FRANCE	3 835 088	176 673	107 067	LIBYA	4 045	2 460	1 507
BELGIUM LUX	539 268	34 610	20 814	EGYPT	64 234	3 990	2 431
NETHERLANDS	12 668 504	689 105	416 545	CAPE VERDE	1 260	100	61
ITALY	89 347	10 060	6 101	GAMBIA	8 310	355	214
UNTD KINGDOM	211 814	30 800	18 658	GHANA	10 177	824	500
IRELAND	1 284	377	228	NIGERIA	357	253	156
DENMARK	1 223 347	55 249	33 407	CAMEROON	4 210	474	286
GREECE	15 203	720	435	ZAIRE	656	128	76
SPAIN	18 829	3 412	2 051	TANZANIA	817	349	211
EU	18 603 019	1 001 027	605 317	REUNION	20	76	46
ICELAND	43 145	3 324	2 020	MAURITIUS	23	49	30
NORWAY	44 645	4 451	2 703	ZAMBIA	1 250	166	102
SWEDEN	15 297	780	475	ZIMBABWE	19	61	35
FINLAND	1 297	353	212	SOUTH AFRICA	4 057	2 773	1 656
SWITZERLAND	115 735	24 249	14 603	USA	50 392	76 537	46 272
AUSTRIA	89 622	10 748	6 500	CANADA	2 308	4 679	2 831
FAEROE IS	5 111	431	267	MEXICO	17 645	8 760	5 300
TURKEY	6 489	688	425	GUATEMALA	770	1 018	616
ESTONIA	1 902	56	33	EL SALVADOR	861	766	466
LATVIA	3 979	213	129	COSTA RICA	1 588	496	303
LITHUANIA	18 121	803	490	PANAMA	122	71	45
POLAND	560 655	12 680	7 599	DOMINIC REP	699	529	322
CZECH REPUB	2 199 678	50 477	30 546	JAMAICA	400	71	44
SLOVAKIA	157 000	5 119	3 074	COLOMBIA	705	2 005	1 211
HUNGARY	170 146	5 173	3 134	VENEZUELA	1 764	2 137	1 230
BULGARIA	12 099	4 162	2 516	ECUADOR	1 429	434	263
RUSSIA	6 820	2 453	1 486	PERU	1 207	628	381
SLOVENIA	3 699	885	524	BRAZIL	11 703	1 804	1 099
CROATIA	171	69	41	CHILE	1 426	2 824	1 689
MOROCCO	15 117	927	574	BOLIVIA	189	63	37
EGYPT	72 298	1 643	1 005	PARAGUAY	590	107	64
SUDAN	2 442	105	64	URUGUAY	108	139	82
CTE D IVOIRE	108 022	2 011	1 218	ARGENTINA	1 731	1 663	1 011
NIGERIA	42 912	675	410	CYPRUS	11 450	1 460	888
KENYA	2 574	157	96	LEBANON	2 972	261	154
SOUTH AFRICA	994 174	27 185	16 454	SYRIA	34 807	2 279	1 384
USA	17 236 084	404 558	244 686	IRAN	5 907	2 966	1 799
CANADA	18 323	2 822	1 704	ISRAEL	35 310	3 428	2 065
ECUADOR	2 457	111	67	JORDAN	173 807	10 364	6 285
PERU	1 842 317	107 722	65 082	SAUDI ARABIA	19 880	3 472	2 104
BRAZIL	9 900 075	289 025	175 245	KUWAIT	98	64	38
CHILE	284 011	17 679	10 678	ARAB EMIRAT	4 344	1 204	728
PARAGUAY	23 286	498	308	OMAN	5 195	475	286
URUGUAY	5 273	458	287	YEMEN	277	135	83
ARGENTINA	11 101 556	360 216	217 085	PAKISTAN	476	221	136
ISRAEL	16 732	2 605	1 592	BANGLADESH	9 912	696	419
PAKISTAN	213 201	2 784	1 678	THAILAND	6 802	3 469	2 095
INDIA	163 446	3 224	1 919	VIETNAM	339	108	65
THAILAND	89 252	11 616	7 034	INDONESIA	5 311	2 410	1 457
INDONESIA	2 501 534	48 445	29 185	MALAYSIA	7 490	3 266	1 973
MALAYSIA	4 498 939	85 558	51 856	SINGAPORE	959	1 155	699
BRUNEI	7 000	128	80	PHILIPPINES	4 232	2 252	1 361
SINGAPORE	12 695	233	145	CHINA	16 202	2 759	1 685
PHILIPPINES	915 347	18 153	11 016	SOUTH KOREA	5 539	3 640	2 211
CHINA	1 767 715	42 754	26 015	JAPAN	15 881	22 491	13 567
SOUTH KOREA	678	4 839	2 911	TAIWAN	40 790	7 275	4 394
JAPAN	2 554	1 419	867	HONG KONG	6 577	6 163	3 751
TAIWAN	604	470	285	AUSTRALIA	1 832	1 759	1 058
AUSTRALIA	256 424	8 138	4 969	NEW ZEALAND	295	242	144
PAPUA NEW G	5 007	125	76	UNID COUNTR	48 134	2 189	1 321
AM OCEANIA	9 999	243	149				
UNID COUNTR	5 199	81	49				
EXPORTS	43 016 024	2 242 766	1 356 872	091 MARGARINE AND SHORTENING			
FRANCE	1 994 659	133 990	81 156	IMPORTS	410 222	65 216	39 273
BELGIUM LUX	2 138 524	127 014	76 934	FRANCE	10 629	1 661	1 007
NETHERLANDS	18 140 435	507 410	306 752	BELGIUM LUX	280 305	37 346	22 438
ITALY	430 284	67 970	41 257	NETHERLANDS	75 782	18 938	11 431
UNTD KINGDOM	3 556 966	220 183	133 278	UNTD KINGDOM	27 948	2 788	1 679
IRELAND	131 418	10 311	6 225	DENMARK	10 100	3 117	1 890
DENMARK	4 229 439	176 215	106 750	GREECE	735	189	114
GREECE	75 293	12 101	7 340	EU	405 501	64 041	38 560
PORTUGAL	18 449	4 622	2 813	SWEDEN	1 271	376	229
SPAIN	75 134	23 965	14 537	SWITZERLAND	2 001	485	294
EU	30 190 601	1 283 781	777 042	POLAND	17	115	70
CANARY IS	675	543	329	USA	367	81	49
ICELAND	374	96	55	MALAYSIA	717	70	44
NORWAY	141 183	21 293	12 890	EXPORTS	1 100 038	171 230	103 875
SWEDEN	1 615 938	97 405	58 835	FRANCE	137 616	21 982	13 297
FINLAND	88 661	18 620	11 268	BELGIUM LUX	46 894	9 299	5 599
SWITZERLAND	1 217 440	100 739	60 882	NETHERLANDS	121 520	17 549	10 660
AUSTRIA	4 157 637	208 618	126 857	ITALY	45 194	8 086	4 903
MALTA	3 259	361	216	UNTD KINGDOM	54 163	9 609	5 825
TURKEY	45 916	7 549	4 595	DENMARK	64 519	7 553	4 586
ESTONIA	477	118	72	GREECE	22 857	3 167	1 935
				PORTUGAL	843	276	168

6 IMPORTS AND EXPORTS (SPECIAL TRADE) BY GROUPS OF THE SITC-REV. III AND BY COUNTRIES OF PRODUCTION AND CONSUMPTION 1993

GROUP COUNTRY	DT = 100 KG	1 000 DM	1 000 \$	GROUP COUNTRY	DT = 100 KG	1 000 DM	1 000 \$
SPAIN	4 735	1 108	671	AUSTRALIA	215	264	162
EU	498 469	78 652	47 657	EXPORTS	4 508 175	1 924 193	1 164 369
CANARY IS	2 626	695	423	FRANCE	903 959	220 077	133 528
NORWAY	821	195	120	BELGIUM LUX	387 852	149 809	90 733
SWEDEN	4 097	603	364	NETHERLANDS	713 018	190 847	115 344
FINLAND	851	291	175	ITALY	239 804	126 259	76 403
SWITZERLAND	8 987	2 513	1 524	UNITD KINGDOM	294 827	130 402	78 953
AUSTRIA	25 137	4 740	2 870	IRELAND	33 393	11 170	6 765
TURKEY	1 699	483	293	DENMARK	163 181	58 404	35 334
ESTONIA	412	76	45	GREECE	39 333	32 541	19 593
LATVIA	2 925	457	278	PORTUGAL	23 203	15 094	9 137
LITHUANIA	10 366	1 406	853	SPAIN	162 551	57 486	34 853
POLAND	114 219	15 537	9 420	EU	2 961 121	992 089	600 643
CZECH REPUBL	36 293	6 158	3 761	CANARY IS	8 984	4 254	2 576
SLOVAKIA	1 752	255	155	ICELAND	3 474	1 224	734
HUNGARY	15 478	2 295	1 392	NORWAY	13 871	7 948	4 818
ROMANIA	19 616	2 604	1 577	SWEDEN	63 465	30 703	18 607
BULGARIA	3 895	432	259	FINLAND	16 982	8 133	4 918
UKRAINE	2 824	491	296	SWITZERLAND	229 619	155 910	94 423
BELARUS	2 576	364	221	AUSTRIA	232 521	196 925	119 021
MOLDOVA	1 754	271	161	ANDORRA	126	68	41
RUSSIA	289 442	42 828	26 047	MALTA	4 853	3 749	2 279
TURKMENISTAN	1 578	245	149	TURKEY	42 311	15 987	9 667
SLOVENIA	13 021	2 236	1 347	ESTONIA	4 037	1 210	728
CROATIA	6 768	1 335	805	LATVIA	6 060	2 245	1 335
BOS HERZEGOV	1 883	247	155	LITHUANIA	6 212	2 896	1 745
MACEDONIA	786	139	85	POLAND	148 372	79 285	48 025
MAURITANIA	2 114	432	258	CZECH REPUBL	61 422	26 520	16 023
SENEGAL	770	131	80	SLOVAKIA	46 549	10 579	6 395
CONGO	1 230	205	120	HUNGARY	60 294	27 047	16 335
MAURITIUS	9 311	1 312	790	ROMANIA	9 758	5 975	3 618
SOUTH AFRICA	219	83	50	BULGARIA	4 540	3 006	1 821
USA	432	103	62	ALBANIA	488	384	233
ECUADOR	215	72	44	UKRAINE	6 235	1 861	1 123
ARGENTINA	161	50	31	BELARUS	2 185	559	333
CYPRUS	1 045	141	86	RUSSIA	268 121	136 775	82 798
LEBANON	467	76	46	GEORGIA	179	300	179
SYRIA	1 654	190	119	ARMENIA	304	94	57
ISRAEL	225	154	93	KAZAKHSTAN	1 563	463	273
SAUDI ARABIA	2 916	505	310	TADJIKISTAN	159	96	58
KUWAIT	853	194	120	KYRGHYZSTAN	201	83	50
BAHRAIN	993	231	142	SLOVENIA	16 460	7 473	4 513
ARAB EMIRAT	2 830	498	303	CROATIA	16 256	8 594	5 200
OMAN	360	50	31	BOS HERZEGOV	968	332	203
INDONESIA	276	64	40	MACEDONIA	1 835	1 194	717
SINGAPORE	317	107	65	MOROCCO	333	382	233
SOUTH KOREA	212	50	31	TUNISIA	300	453	275
TAIWAN	312	108	65	LIBYA	1 240	825	505
HONG KONG	853	182	111	EGYPT	5 816	7 486	4 503
UNID COUNTR	1 765	260	159	SUDAN	331	73	45
098 EDIBLE PROD.PREPRNTS,NES				SENEGAL	3 593	1 231	750
IMPORTS	3 748 358	2 319 824	1 401 677	GAMBIA	458	185	112
FRANCE	716 436	301 183	182 822	GUIN BISSAU	120	52	32
BELGIUM LUX	438 775	133 600	80 728	TOGO	471	206	117
NETHERLANDS	787 983	258 310	155 535	BENIN	222	107	63
ITALY	524 158	203 002	122 520	NIGERIA	1 830	656	398
UNITD KINGDOM	104 550	42 669	25 792	GABON	237	76	46
IRELAND	202 125	952 282	575 237	ANGOLA	3 694	818	483
DENMARK	225 576	104 078	62 828	ETHIOPIA	269	87	54
GREECE	13 247	3 771	2 278	SOMALIA	7 132	1 395	838
PORTUGAL	1 272	171	105	KENYA	58	74	45
SPAIN	30 107	8 588	5 171	TANZANIA	103	76	44
EU	3 044 229	2 007 654	1 213 016	SEYCHELLES	93	68	40
NORWAY	280	128	76	REUNION	976	768	462
SWEDEN	28 994	11 132	6 734	MAURITIUS	314	183	110
FINLAND	7 614	1 476	898	SOUTH AFRICA	7 917	4 855	2 938
SWITZERLAND	278 213	150 028	90 684	NAMIBIA	487	224	132
AUSTRIA	77 715	38 630	23 342	USA	53 229	34 958	21 082
TURKEY	25 034	7 460	4 508	CANADA	20 241	13 835	8 368
POLAND	3 257	698	424	MEXICO	2 715	3 373	2 047
CZECH REPUBL	6 927	2 369	1 450	GUATEMALA	76	52	30
SLOVAKIA	412	86	51	HONDURAS	165	147	87
HUNGARY	45 619	8 552	5 177	COSTA RICA	107	57	33
ROMANIA	7 306	979	589	PANAMA	78	90	55
BULGARIA	7 270	930	559	CUBA	124	81	52
RUSSIA	676	98	58	DOMINIC REP	48	79	49
SLOVENIA	1 051	248	151	GUADELOUPE	169	117	70
CROATIA	8 624	3 266	1 969	MARTINIQUE	695	614	370
MACEDONIA	3 096	317	190	ST VINCENT	136	122	75
MOROCCO	369	2 209	1 338	BARBADOS	104	193	119
TUNISIA	651	255	156	TRINIDAD TOB	76	83	50
USA	22 408	26 345	15 915	COLOMBIA	166	382	227
CANADA	9 300	2 393	1 441	VENEZUELA	582	857	522
MEXICO	1 116	724	435	ECUADOR	96	73	40
DOMINIC REP	2 841	667	404	PERU	1 479	454	271
COLOMBIA	588	62	37	BRAZIL	1 450	5 204	3 148
BRAZIL	13 457	2 114	1 291	CHILE	1 234	830	501
ARGENTINA	2 610	166	101	BOLIVIA	62	134	81
LEBANON	2 922	612	369	URUGUAY	2 327	1 008	599
ISRAEL	36 039	7 044	4 255	ARGENTINA	3 678	2 139	1 279
INDIA	870	209	125	CYPRUS	5 695	5 873	3 574
SRI LANKA	115	66	39	LEBANON	2 550	1 831	1 103
THAILAND	16 305	4 920	2 980	SYRIA	1 015	1 286	780
VIETNAM	1 190	409	246	IRAN	501	681	416
INDONESIA	506	131	77	ISRAEL	12 515	11 165	6 780
MALAYSIA	16 419	8 226	4 928	JORDAN	1 470	662	405
SINGAPORE	9 332	4 322	2 617	SAUDI ARABIA	16 868	12 565	7 561
PHILIPPINES	822	204	125	KUWAIT	3 904	3 189	1 917
CHINA	31 584	6 564	3 965	BAHRAIN	878	690	409
SOUTH KOREA	4 938	2 067	1 239	QATAR	478	489	294
JAPAN	11 062	8 276	5 006	ARAB EMIRAT	7 666	5 337	3 231
TAIWAN	5 714	2 513	1 515	OMAN	1 289	1 612	975
HONG KONG	11 916	4 808	2 910	YEMEN	154	209	126
				AFGHANISTAN	50	66	39

6 IMPORTS AND EXPORTS (SPECIAL TRADE) BY GROUPS OF THE SITC-REV. III AND BY COUNTRIES OF PRODUCTION AND CONSUMPTION 1993

GROUP COUNTRY	DT = 100 KG	1 000 DM	1 000 \$	GROUP COUNTRY	DT = 100 KG	1 000 DM	1 000 \$
INDIA	102	92	54	CANADA	8 255	1 040	624
BANGLADESH	170	65	40	MEXICO	1 562	237	146
SRI LANKA	300	201	121	BERMUDA	449	67	40
THAILAND	1 625	2 005	1 210	GUATEMALA	302	59	36
VIETNAM	308	337	202	CUBA	9 346	700	434
INDONESIA	1 718	1 357	820	DOMINIC REP	651	190	113
MALAYSIA	3 500	3 515	2 124	ARUBA	320	54	33
SINGAPORE	3 971	3 155	1 902	NETH ANTILL	2 568	407	248
PHILIPPINES	5 953	3 549	2 150	COLOMBIA	2 500	280	169
CHINA	118	199	117	VENEZUELA	1 349	214	134
SOUTH KOREA	4 517	3 101	1 867	BRAZIL	367	49	30
JAPAN	28 644	17 398	10 491	CHILE	854	149	89
TAIWAN	4 120	3 525	2 130	ARGENTINA	863	137	84
HONG KONG	10 331	10 368	6 298	CYPRUS	3 310	383	226
MACAO	371	508	308	LEBANON	1 217	126	75
AUSTRALIA	6 395	3 472	2 094	IRAN	1 406	201	120
NAURU	50	63	39	ISRAEL	373	90	55
NEW ZEALAND	2 128	1 361	827	SAUDI ARABIA	7 630	2 536	1 545
SOLOMON IS	76	57	34	KUWAIT	1 047	310	188
SHIPS SUPPL	800	578	342	BAHRAIN	801	91	56
UNID COUNTR	12 136	3 934	2 382	QATAR	448	102	62
111 NON-ALCOHOL. BEVERAGE, NES				ARAB EMIRAT	5 714	831	503
IMPORTS	6 003 862	483 943	292 423	PAKISTAN	2 137	141	87
FRANCE	2 948 356	235 702	142 621	THAILAND	474	85	52
BELGIUM LUX	282 139	22 916	13 880	SINGAPORE	2 301	507	305
NETHERLANDS	988 076	86 168	51 945	CHINA	1 342	297	176
ITALY	364 054	32 857	19 797	NORTH KOREA	499	75	45
UNITED KINGDOM	24 329	4 107	2 494	SOUTH KOREA	22 278	2 859	1 741
IRELAND	1 805	196	116	JAPAN	5 780	1 054	641
DENMARK	3 627	561	337	TAIWAN	6 051	870	534
GREECE	16 196	737	438	HONG KONG	1 509	442	263
PORTUGAL	1 419	62	38	AUSTRALIA	697	315	189
SPAIN	1 506	167	101	NEW ZEALAND	879	275	168
EU	4 631 507	383 473	231 767	FR POLYNESIA	1 167	94	55
NORWAY	883	57	34	UNID COUNTR	12 661	1 151	684
SWEDEN	1 849	251	153	112 ALCOHOLIC BEVERAGES			
SWITZERLAND	626 130	37 505	22 588	IMPORTS	14 789 207	3 689 187	2 228 389
AUSTRIA	516 176	56 513	34 169	FRANCE	3 064 660	1 348 792	814 663
TURKEY	51 444	1 784	1 077	BELGIUM LUX	303 446	29 627	17 964
POLAND	1 668	119	74	NETHERLANDS	713 326	108 088	65 320
CZECH REPUBL	134 872	157	93	ITALY	4 221 253	810 808	489 769
HUNGARY	3 661	395	236	UNITED KINGDOM	200 400	202 241	122 105
SLOVENIA	15 382	1 190	719	IRELAND	220 210	89 082	53 760
MOROCCO	2 580	83	51	DENMARK	1 301 578	139 086	83 956
EGYPT	744	119	72	GREECE	365 440	119 647	72 066
USA	1 879	258	156	PORTUGAL	102 245	43 138	26 154
BRAZIL	399	59	36	SPAIN	2 118 025	259 854	157 295
LEBANON	1 000	51	31	EU	12 610 583	3 150 363	1 903 052
ISRAEL	2 658	281	166	CANARY IS	21 259	1 302	785
THAILAND	2 783	481	290	NORWAY	4 557	3 669	2 213
SINGAPORE	1 939	288	173	SWEDEN	3 626	1 708	1 039
PHILIPPINES	2 184	260	161	FINLAND	3 002	1 337	805
CHINA	264	49	30	SWITZERLAND	8 582	10 060	6 072
JAPAN	320	132	82	AUSTRIA	99 423	39 748	23 967
TAIWAN	1 056	189	115	TURKEY	27 917	13 905	8 995
EXPORTS	87 233 653	373 949	226 525	LITHUANIA	711	229	135
FRANCE	450 238	55 219	33 533	POLAND	8 981	3 594	2 156
BELGIUM LUX	797 350	63 178	38 351	CZECH REPUBL	397 076	36 074	21 770
NETHERLANDS	83 957 862	43 425	26 317	SLOVAKIA	3 379	270	162
ITALY	128 874	22 025	13 326	HUNGARY	189 505	29 556	17 898
UNITED KINGDOM	113 271	16 947	10 226	ROMANIA	100 912	13 431	8 107
IRELAND	2 652	406	241	BULGARIA	151 378	22 044	13 287
DENMARK	360 765	3 466	2 097	UKRAINE	21 536	13 566	8 142
GREECE	37 149	5 765	3 490	BELARUS	478	150	91
PORTUGAL	12 499	2 103	1 269	MOLDOVA	5 307	1 297	776
SPAIN	202 724	21 313	12 936	RUSSIA	34 452	14 027	8 471
EU	86 063 384	233 847	141 786	SLOVENIA	3 639	778	471
CANARY IS	28 160	3 586	2 167	CROATIA	186 186	21 461	12 985
ICELAND	772	132	82	BOS HERZEGOV	6 096	1 679	1 006
NORWAY	61 163	7 280	4 410	MACEDONIA	231 049	25 217	15 304
SWEDEN	48 476	9 794	5 933	ALGERIA	1 745	708	430
FINLAND	5 069	1 170	710	TUNISIA	58 637	6 646	4 121
SWITZERLAND	155 428	19 864	12 017	REUNION	10 437	1 402	848
AUSTRIA	154 840	18 106	10 933	SOUTH AFRICA	21 962	10 550	6 376
MALTA	2 598	211	129	USA	130 550	111 809	67 381
TURKEY	1 750	220	132	CANADA	7 104	4 349	2 619
ESTONIA	3 510	361	218	MEXICO	33 322	9 956	6 037
LATVIA	21 262	1 831	1 109	BERMUDA	420	335	204
LITHUANIA	15 197	1 380	833	CUBA	3 046	1 188	710
POLAND	94 524	8 899	5 407	BAHAMAS	11 944	17 119	10 350
CZECH REPUBL	43 808	3 680	2 230	GUADALOUPE	6 228	897	543
SLOVAKIA	4 618	424	253	JAMAICA	33 112	9 558	5 754
HUNGARY	19 592	2 302	1 391	BARBADOS	574	389	232
ROMANIA	8 671	878	532	TRINIDAD TOB	84 870	68 423	41 255
BULGARIA	1 999	219	132	GUYANA	15 135	2 216	1 340
UKRAINE	19 906	2 002	1 213	BRAZIL	1 681	598	358
BELARUS	9 237	886	545	CHILE	7 088	3 490	2 122
RUSSIA	220 055	20 788	12 560	ARGENTINA	5 477	1 560	941
KAZAKHSTAN	5 429	554	332	CYPRUS	185 041	9 017	5 456
SLOVENIA	1 471	226	130	LEBANON	173	97	61
CROATIA	2 009	259	155	ISRAEL	1 040	476	290
TUNISIA	414	55	33	THAILAND	1 498	521	315
LIBYA	982	105	64	INDONESIA	540	322	191
EGYPT	761	161	95	CHINA	8 364	2 801	1 696
GUINEA	1 362	132	81	SOUTH KOREA	622	264	156
NIGERIA	1 878	222	136	JAPAN	26 790	13 064	7 923
S TOME PRINC	831	100	59	TAIWAN	1 460	792	479
ANGOLA	3 957	348	213	AUSTRALIA	6 813	3 585	2 145
SOMALIA	3 436	482	286	NEW ZEALAND	198	154	93
MOZAMBIQUE	746	61	37	UNID COUNTR	2 311	1 017	628
USA	111 444	16 242	9 802				

6 IMPORTS AND EXPORTS (SPECIAL TRADE) BY GROUPS OF THE SITC-REV. III AND BY COUNTRIES OF PRODUCTION AND CONSUMPTION 1993

GROUP COUNTRY	DT = 100 KG	1 000 DM	1 000 \$	GROUP COUNTRY	DT = 100 KG	1 000 DM	1 000 \$
EXPORTS	12 185 165	2 085 425	1 258 357	PERU	1 979	672	407
FRANCE	772 979	91 301	55 307	BRAZIL	62 083	13 388	8 050
BELGIUM LUX	329 473	66 969	40 460	CHILE	1 368	268	163
NETHERLANDS	527 806	107 453	64 937	BOLIVIA	213	75	47
ITALY	1 298 891	178 826	107 974	PARAGUAY	12 881	2 789	1 671
UNITED KINGDOM	3 288 376	477 353	288 138	URUGUAY	9 255	1 175	703
IRELAND	34 579	6 210	3 759	ARGENTINA	16 244	3 199	1 929
DENMARK	178 894	32 215	19 473	CYPRUS	2 493	697	421
GREECE	112 142	19 062	11 578	LEBANON	3 263	488	297
PORTUGAL	11 136	2 973	1 789	SYRIA	1 230	264	165
SPAIN	366 999	46 321	28 006	IRAQ	2 632	249	149
EU	6 921 275	1 028 683	621 421	ISRAEL	4 106	620	376
CANARY IS	56 445	9 514	5 741	JORDAN	397	61	36
CEUTA MEL	1 148	158	95	SAUDI ARABIA	3 362	346	205
ICELAND	13 105	2 195	1 328	BAHRAIN	2 558	509	311
NORWAY	48 435	13 517	8 169	ARAB EMIRAT	10 637	1 733	1 037
SWEDEN	183 837	57 512	34 779	OMAN	6 599	791	481
FINLAND	69 615	17 117	10 349	YEMEN	2 183	362	222
SWITZERLAND	239 263	42 931	25 877	INDIA	1 243	373	223
AUSTRIA	227 690	35 211	21 275	BANGLADESH	1 686	212	128
ANDORRA	1 912	468	285	MALDIVES	1 267	206	128
GIBRALTAR	1 729	291	175	SRI LANKA	1 436	625	373
MALTA	983	227	141	THAILAND	1 121	370	225
TURKEY	4 112	2 848	1 724	VIETNAM	1 920	1 121	679
ESTONIA	18 748	3 628	2 167	CAMBODIA	1 520	202	124
LATVIA	96 366	15 886	9 530	INDONESIA	67	197	120
LITHUANIA	80 039	13 882	8 280	MALAYSIA	340	198	119
POLAND	50 746	8 029	4 858	SINGAPORE	10 342	2 163	1 306
CZECH REPUBL	19 429	6 286	3 796	PHILIPPINES	493	201	124
SLOVAKIA	7 318	1 612	979	MONGOLIA	1 151	181	111
HUNGARY	71 827	10 953	6 621	CHINA	759	237	140
ROMANIA	28 271	4 289	2 603	SOUTH KOREA	7 507	2 123	1 288
BULGARIA	9 780	1 863	1 123	JAPAN	155 240	88 459	53 551
ALBANIA	1 653	191	116	TAIWAN	30 426	5 588	3 359
UKRAINE	77 301	14 356	8 621	HONG KONG	9 654	3 461	2 060
BELARUS	119 923	17 043	10 263	AUSTRALIA	13 016	4 329	2 604
MOLDOVA	1 438	205	123	AUST OCEANIA	581	266	161
RUSSIA	1 638 036	259 718	155 475	NEW ZEALAND	4 427	1 562	954
GEORGIA	5 962	860	511	AM OCEANIA	364	67	41
ARMENIA	16 046	3 085	1 837	N ZEAL OCEAN	199	67	42
AZERBAIJAN	29 160	4 196	2 527	SHIPS SUPPL	10 313	13 678	8 293
KAZAKHSTAN	128 011	21 029	12 560	UNID COUNTR	10 792	2 538	1 538
TURKMENISTAN	1 510	435	258				
UZBEKISTAN	18 440	2 917	1 732	121 TOBACCO, UNMANUFACTURED			
TADJIKISTAN	5 951	786	464	IMPORTS	1 536 052	1 124 948	680 383
KYRGYZSTAN	7 409	1 208	719	FRANCE	34 390	8 965	5 432
SLOVENIA	7 969	2 397	1 443	BELGIUM LUX	1 206	855	520
CROATIA	9 016	2 442	1 482	NETHERLANDS	1 650	430	262
MACEDONIA	205	116	72	ITALY	97 713	39 532	24 234
MOROCCO	2 129	282	168	DENMARK	484	141	84
TUNISIA	1 515	266	158	GREECE	113 626	85 304	51 818
LIBYA	53	83	51	PORTUGAL	320	98	60
EGYPT	1 748	343	213	SPAIN	32 896	10 260	6 233
CAPE VERDE	730	105	63	EU	281 426	145 646	88 680
GAMBIA	5 348	791	480	SWITZERLAND	1 681	783	468
GUIN BISSAU	333	55	32	AUSTRIA	214	116	71
GUINEA	32 447	4 681	2 839	TURKEY	76 575	63 839	38 734
SIERRA LEONE	2 030	292	174	POLAND	2 587	1 028	615
LIBERIA	1 682	294	177	HUNGARY	3 778	4 754	2 888
BENIN	3 456	526	311	BULGARIA	24 834	18 679	11 285
NIGERIA	7 968	1 572	965	ALBANIA	1 953	891	532
CAMEROON	1 741	274	170	GEORGIA	210	167	101
GABON	1 022	192	116	SLOVENIA	1 381	1 203	741
CONGO	606	93	56	CROATIA	146	115	70
ZAIRE	649	102	62	MACEDONIA	4 877	4 278	2 530
RWANDA	2 435	375	230	MOROCCO	2 971	955	570
ANGOLA	3 290	430	265	NIGERIA	1 232	514	311
ETHIOPIA	1 062	147	87	CAMEROON	1 356	150	90
DJIBOUTI	472	67	41	ZAIRE	10 435	5 816	3 530
SOMALIA	5 201	792	476	BURUNDI	1 069	854	528
KENYA	1 232	310	187	KENYA	1 435	386	233
TANZANIA	2 614	455	274	UGANDA	1 180	710	441
MOZAMBIQUE	246	102	59	TANZANIA	11 378	6 912	4 196
ZAMBIA	1 639	255	155	MOZAMBIQUE	491	152	93
SOUTH AFRICA	1 284	440	267	ZAMBIA	3 739	2 249	1 388
NAMIBIA	239	181	112	ZIMBABWE	103 158	49 174	29 547
USA	1 233 723	253 693	153 557	MALAWI	98 120	56 667	34 393
CANADA	118 648	32 452	19 661	SOUTH AFRICA	1 930	340	204
MEXICO	19 596	5 139	3 122	USA	344 059	387 231	233 806
BERMUDA	9 868	1 563	945	CANADA	12 799	8 992	5 437
GUATEMALA	1 161	294	180	MEXICO	5 350	5 290	3 194
HONDURAS	389	54	32	GUATEMALA	16 268	13 458	8 020
EL SALVADOR	734	158	94	HONDURAS	1 007	924	557
COSTA RICA	522	184	109	NICARAGUA	108	343	212
PANAMA	5 378	941	567	PANAMA	1 989	1 745	1 048
CUBA	21 771	2 478	1 519	CUBA	4 695	2 408	1 452
HAITI	1 032	167	104	DOMINIC REP	2 622	1 008	617
BAHAMAS	14 275	2 105	1 278	COLOMBIA	2 679	2 582	1 564
TURKS CAICOS	2 999	422	258	VENEZUELA	332	242	148
DOMINIC REP	2 232	413	246	PERU	475	183	111
AM VIRGIN IS	2 766	456	279	BRAZIL	260 197	189 081	114 242
GUADELOUPE	929	164	98	PARAGUAY	1 004	416	252
BRIT VIRG IS	479	92	55	ARGENTINA	49 630	33 021	19 962
MARTINIQUE	900	102	62	IRAN	986	606	368
CAYMAN IS	594	124	74	PAKISTAN	2 005	201	121
JAMAICA	1 484	603	360	INDIA	30 709	16 633	10 048
BARBADOS	248	101	61	SRI LANKA	7 951	5 028	3 030
TRINIDAD TOB	254	95	55	THAILAND	49 186	25 779	15 550
ARUBA	403	98	59	INDONESIA	16 658	15 375	9 312
NETH ANTILL	1 162	250	152	PHILIPPINES	29 643	13 701	8 292
COLOMBIA	13 462	2 243	1 365	CHINA	40 977	18 893	11 399
VENEZUELA	12 697	2 234	1 352	SOUTH KOREA	15 889	14 783	8 953
FRENCH GUIAN	729	108	66	TAIWAN	839	398	241
ECUADOR	1 525	437	268				

6 IMPORTS AND EXPORTS (SPECIAL TRADE) BY GROUPS OF THE SITC-REV. III AND BY COUNTRIES OF PRODUCTION AND CONSUMPTION 1993

GROUP COUNTRY	DT = 100 KG	1 000 DM	1 000 \$	GROUP COUNTRY	DT = 100 KG	1 000 DM	1 000 \$
EXPORTS	163 679	105 845	63 637	EGYPT	630	656	393
FRANCE	30 823	3 678	2 230	MAURITANIA	504	815	494
BELGIUM LUX	6 205	3 666	2 186	BURKINA FASO	348	72	43
NETHERLANDS	10 857	5 652	3 426	SENEGAL	2 698	2 778	1 695
ITALY	1 377	1 105	665	GUINEA	909	761	459
UNTD KINGDOM	5 124	2 253	1 353	LIBERIA	98	154	92
IRELAND	318	355	211	TOGO	85	136	83
GREECE	11 224	14 234	8 532	BENIN	114	178	108
PORTUGAL	72	51	31	NIGERIA	121	147	86
SPAIN	10 482	15 812	9 538	CAMEROON	2 765	5 920	3 649
EU	76 488	46 811	28 175	DJIBOUTI	213	440	269
CANARY IS	73	217	133	SOMALIA	47	233	142
SWEDEN	426	58	34	SOUTH AFRICA	11	70	44
FINLAND	109	74	44	USA	1 643	4 742	2 856
SWITZERLAND	33 580	33 636	20 252	ARUBA	63	97	59
AUSTRIA	2 488	2 267	1 360	ARGENTINA	143	241	146
MALTA	138	237	144	CYPRUS	4 506	7 713	4 621
POLAND	9 548	9 663	5 734	LEBANON	1 452	3 554	2 115
HUNGARY	2 576	3 531	2 137	IRAN	11 878	21 359	13 096
ROMANIA	326	52	32	ISRAEL	17	62	37
UKRAINE	674	176	104	JORDAN	2 658	2 456	1 473
RUSSIA	2 109	570	356	SAUDI ARABIA	559	1 419	865
SLOVENIA	540	111	67	KUWAIT	336	860	524
MACEDONIA	253	190	115	BAHRAIN	366	717	437
EGYPT	8 005	1 771	1 039	QATAR	101	211	129
USA	15 408	2 778	1 661	ARAB EMIRAT	11 766	20 029	12 184
CUBA	6 823	1 056	646	OMAN	824	1 346	801
URUGUAY	744	88	53	AFGHANISTAN	191	291	176
LEBANON	1 395	658	399	SRI LANKA	6	49	32
SRI LANKA	1 261	1 786	1 083	BHUTAN	105	245	149
				THAILAND	10	87	52
				SINGAPORE	1 402	3 823	2 289
				SOUTH KOREA	557	1 133	677
				JAPAN	4 549	8 066	4 867
				TAIWAN	12 594	44 427	26 745
				HONG KONG	16 969	41 637	25 167
				AUSTRALIA	75	317	191
				SHIPS SUPPL	1 672	25 448	15 433
				UNID COUNTR	144	616	361
122 TOBACCO, MANUFACTURED				211 HIDES, SKINS (EX. FURS), RAW			
IMPORTS	357 736	691 341	417 864	IMPORTS	726 347	160 036	96 809
FRANCE	66 453	93 750	56 599	FRANCE	26 378	7 232	4 388
BELGIUM LUX	38 744	83 597	50 504	BELGIUM LUX	8 518	1 590	971
NETHERLANDS	88 528	252 926	152 936	NETHERLANDS	125 014	27 791	16 820
ITALY	49	119	72	ITALY	55 460	5 339	3 232
UNTD KINGDOM	8 823	14 368	8 693	UNTD KINGDOM	5 038	1 269	770
IRELAND	13 076	100 840	60 986	DENMARK	2 415	783	467
DENMARK	23 725	94 953	57 411	PORTUGAL	583	440	264
GREECE	508	414	250	SPAIN	6 947	923	557
PORTUGAL	81	346	214	EU	230 353	45 367	27 469
SPAIN	186	108	65	NORWAY	8 874	2 938	1 777
EU	240 153	641 421	387 730	SWEDEN	16 279	4 604	2 771
SWEDEN	228	396	242	FINLAND	11 901	3 432	2 078
FINLAND	32	55	33	SWITZERLAND	69 434	25 162	15 234
SWITZERLAND	364	545	330	AUSTRIA	169 160	32 114	19 467
AUSTRIA	1 055	1 616	987	FAEROE IS	509	117	69
POLAND	1 054	1 180	731	TURKEY	745	299	177
BULGARIA	57	105	63	LATVIA	15 761	2 869	1 721
USA	113 726	39 319	23 699	LITHUANIA	6 917	1 121	671
HONDURAS	144	1 344	814	POLAND	19 675	1 838	1 111
NICARAGUA	27	95	55	CZECH REPUB	48 252	12 454	7 511
CUBA	64	1 849	1 112	SLOVAKIA	13 009	2 890	1 750
DOMINIC REP	246	2 411	1 465	HUNGARY	13 408	2 204	1 340
BRAZIL	185	522	315	BULGARIA	1 863	323	191
INDONESIA	25	88	55	UKRAINE	1 496	329	198
PHILIPPINES	9	65	39	BELARUS	813	83	51
EXPORTS	902 403	1 948 890	1 177 251	RUSSIA	54 251	7 769	4 673
FRANCE	205 525	512 584	309 266	KAZAKHSTAN	2 564	246	152
BELGIUM LUX	54 369	94 012	56 602	SLOVENIA	385	102	62
NETHERLANDS	66 407	113 334	68 694	MACEDONIA	711	145	88
ITALY	114 329	350 739	211 963	EGYPT	342	69	43
UNTD KINGDOM	99 182	120 553	72 812	SUDAN	37	274	185
IRELAND	653	1 207	726	ETHIOPIA	38	84	51
DENMARK	2 680	8 942	5 405	SOUTH AFRICA	6 865	3 021	1 839
GREECE	45 578	82 826	50 057	USA	8 406	1 686	1 017
PORTUGAL	1 777	2 624	1 602	CANADA	102	359	212
SPAIN	11 125	40 239	24 316	COLOMBIA	12	84	51
EU	601 625	1 327 060	801 443	VENEZUELA	55	254	155
CANARY IS	1 796	3 233	1 935	BRAZIL	1 406	576	346
NORWAY	18	89	52	URUGUAY	39	88	55
SWEDEN	1 013	2 356	1 409	ARGENTINA	294	65	40
FINLAND	12	118	69	THAILAND	140	86	53
SWITZERLAND	35 297	73 214	44 270	AUSTRALIA	19 655	5 778	3 487
AUSTRIA	4 286	11 485	6 961	NEW ZEALAND	1 614	947	579
ANDORRA	10 433	21 699	13 153	EXPORTS	1 438 918	389 959	236 356
VATICAN CITY	22	112	67	FRANCE	33 317	8 375	5 072
MALTA	291	374	224	BELGIUM LUX	38 095	8 903	5 403
TURKEY	2 286	8 350	5 053	NETHERLANDS	319 330	82 690	50 164
ESTONIA	345	680	405	ITALY	477 996	139 691	84 801
LATVIA	1 676	2 739	1 660	UNTD KINGDOM	10 521	3 229	1 949
LITHUANIA	12 384	27 078	16 266	DENMARK	9 555	2 080	1 276
POLAND	13 749	11 581	7 050	GREECE	3 553	1 028	631
CZECH REPUB	5 873	13 759	8 313	PORTUGAL	5 618	2 108	1 267
SLOVAKIA	3 052	5 120	3 110	SPAIN	42 936	10 482	6 343
HUNGARY	3 309	5 821	3 538	EU	940 925	258 587	156 907
ROMANIA	3 938	8 781	5 364	SWEDEN	7 922	1 494	913
BULGARIA	7 107	14 849	9 036	FINLAND	10 042	2 673	1 632
ALBANIA	160	318	186	SWITZERLAND	5 852	1 962	1 190
UKRAINE	5 300	10 097	6 090	AUSTRIA	184 856	48 425	29 364
BELARUS	13 773	22 113	13 244	TURKEY	24 536	3 278	1 991
RUSSIA	67 869	127 058	76 699	POLAND	87 742	18 624	11 216
AZERBAIJAN	163	298	176				
KAZAKHSTAN	77	174	108				
SLOVENIA	6 896	21 976	13 247				
CROATIA	772	2 443	1 462				
MACEDONIA	3 208	7 083	4 319				
MOROCCO	12 136	14 147	8 476				
TUNISIA	347	1 139	684				

6 IMPORTS AND EXPORTS (SPECIAL TRADE) BY GROUPS OF THE SITC-REV. III AND BY COUNTRIES OF PRODUCTION AND CONSUMPTION 1993

GROUP COUNTRY	DT = 100 KG	1 000 DM	1 000 \$	GROUP COUNTRY	DT = 100 KG	1 000 DM	1 000 \$
CZECH REPUBL	3 944	836	507	UKRAINE	50 600	2 059	1 214
SLOVAKIA	21 465	4 840	2 913	RUSSIA	48 181	1 789	1 088
HUNGARY	29 346	9 440	5 676	CROATIA	4 176	702	424
ROMANIA	114	71	42	EGYPT	9 795	867	522
SLOVENIA	3 241	570	343	SUDAN	4 382	444	268
CROATIA	3 217	1 077	637	SENEGAL	705	91	55
MACEDONIA	2 611	595	359	NIGERIA	363	61	38
MOROCCO	825	115	70	KENYA	2 855	363	221
USA	376	103	62	SOUTH AFRICA	7 570	1 160	686
ARGENTINA	8	82	51	USA	20 282 381	899 956	544 839
ISRAEL	257	130	79	CANADA	1 158 082	46 888	28 035
PAKISTAN	3 086	912	554	MEXICO	6 410	1 225	749
INDIA	4 446	1 309	791	GUATEMALA	26 550	4 731	2 860
THAILAND	22 203	5 272	3 206	HONDURAS	333	60	37
INDONESIA	183	48	30	EL SALVADOR	9 990	1 608	974
CHINA	11 995	2 854	1 718	NICARAGUA	40 271	6 154	3 722
SOUTH KOREA	338	135	82	COLOMBIA	1 606	273	164
JAPAN	37 761	12 053	7 292	VENEZUELA	6 889	1 136	675
TAIWAN	1 767	197	120	BRAZIL	6 693 263	272 796	164 104
HONG KONG	28 095	13 708	8 271	PARAGUAY	998 219	39 307	23 477
UNID COUNTR	616	321	190	URUGUAY	3 395	681	408
				ARGENTINA	4 435 630	213 646	127 687
212 FURSKINS, RAW				ISRAEL	13 738	3 187	1 921
IMPORTS	7 430	117 236	70 969	JORDAN	1 780	226	136
BELGIUM LUX	24	206	126	INDIA	14 836	1 967	1 174
NETHERLANDS	498	5 260	3 131	THAILAND	842	150	91
ITALY	1	124	74	VIETNAM	875	99	58
UNTD KINGDOM	68	799	484	CHINA	164 363	20 007	12 062
DENMARK	2 097	53 135	32 180	SOUTH KOREA	484	81	47
GREECE	19	161	97	JAPAN	548	90	54
EU	2 722	59 725	36 116	TAIWAN	131	58	35
NORWAY	53	909	559	AUSTRALIA	21 880	1 465	885
SWEDEN	50	936	578	AM OCEANIA	20 505	3 599	2 115
FINLAND	1 830	26 768	16 281	EXPORTS	8 066 289	337 485	203 516
SWITZERLAND	39	156	96	FRANCE	912 206	40 503	24 253
TURKEY	20	355	209	BELGIUM LUX	2 109 722	80 622	48 453
ESTONIA	22	281	167	NETHERLANDS	2 014 730	79 747	48 193
LATVIA	64	408	243	ITALY	10 309	1 055	637
POLAND	191	2 659	1 576	UNTD KINGDOM	312 952	13 077	7 923
CZECH REPUBL	13	160	100	IRELAND	580	93	58
BELARUS	71	514	320	DENMARK	797 612	31 754	19 236
RUSSIA	201	3 022	1 824	GREECE	833	96	58
KAZAKHSTAN	88	248	148	PORTUGAL	68 496	2 817	1 719
SOUTH AFRICA	100	1 387	818	SPAIN	2 575	342	205
NAMIBIA	79	825	501	EU	6 230 015	250 106	150 735
USA	628	8 446	5 118	NORWAY	43 864	5 213	3 226
CANADA	616	5 708	3 454	SWEDEN	37 388	2 301	1 393
SYRIA	35	96	59	FINLAND	1 225	223	134
AFGHANISTAN	220	1 406	834	SWITZERLAND	22 221	2 558	1 537
CHINA	157	2 017	1 246	AUSTRIA	65 566	4 609	2 792
AUSTRALIA	157	751	451	TURKEY	1 045	119	72
NEW ZEALAND	50	332	196	LATVIA	309	91	55
EXPORTS	2 481	46 683	28 073	LITHUANIA	299	161	94
FRANCE	49	870	526	POLAND	18 285	3 132	1 886
BELGIUM LUX	286	5 853	3 538	CZECH REPUBL	7 942	1 147	679
NETHERLANDS	15	352	207	SLOVAKIA	943	268	157
ITALY	63	1 016	613	HUNGARY	12 690	1 843	1 120
UNTD KINGDOM	167	2 364	1 433	UKRAINE	4 829	1 508	889
DENMARK	26	478	289	BELARUS	446	216	126
GREECE	168	4 408	2 633	RUSSIA	1 466	282	168
SPAIN	99	1 266	765	SLOVENIA	874	96	58
EU	873	16 607	10 004	CROATIA	714	66	40
FINLAND	44	466	276	MOROCCO	300 027	11 631	6 991
SWITZERLAND	51	1 082	657	SOUTH AFRICA	52 448	2 208	1 361
TURKEY	3	77	47	USA	792	264	158
POLAND	190	1 100	649	MEXICO	472 540	14 520	8 718
CZECH REPUBL	36	194	118	BOLIVIA	750	66	38
UKRAINE	50	394	243	ARGENTINA	355	97	57
RUSSIA	8	73	44	IRAN	7	220	134
SLOVENIA	7	82	50	BANGLADESH	119 246	4 472	2 768
USA	3	92	55	JAPAN	667 004	29 719	17 924
CANADA	9	96	59	AUSTRALIA	1 681	108	64
URUGUAY	7	154	95	NEW ZEALAND	394	55	33
ARGENTINA	41	974	583	UNID COUNTR	303	57	34
CHINA	5	96	58				
SOUTH KOREA	38	776	457				
HONG KONG	1 109	24 276	14 592				
222 OILSEED(SFT.FIX VEG.OIL)				223 OILSEED(OTH.FIX.VEG.OIL)			
IMPORTS	44 660 270	1 988 327	1 199 332	IMPORTS	2 797 090	154 498	93 201
FRANCE	7 272 374	311 933	188 479	FRANCE	10 877	1 067	643
BELGIUM LUX	63 680	2 558	1 557	BELGIUM LUX	114 055	7 563	4 561
NETHERLANDS	1 013 423	47 677	28 982	NETHERLANDS	71 112	7 574	4 561
ITALY	540	167	101	UNTD KINGDOM	539 822	18 803	11 395
UNTD KINGDOM	18 030	1 179	717	IRELAND	10 825	395	247
DENMARK	99 694	4 452	2 656	DENMARK	1 654	338	205
GREECE	386	118	70	PORTUGAL	600	56	34
SPAIN	2 225	222	135	SPAIN	1 977	308	186
EU	8 470 352	368 306	222 697	EU	751 137	36 155	21 863
SWEDEN	8 776	477	287	SWITZERLAND	992	175	106
SWITZERLAND	8 362	471	288	AUSTRIA	5 154	3 118	1 888
AUSTRIA	185 202	9 864	5 964	TURKEY	23 329	5 628	3 399
TURKEY	2 623	504	299	LITHUANIA	934	118	71
LITHUANIA	50 542	1 995	1 226	POLAND	265	120	72
POLAND	160 076	6 108	3 779	CZECH REPUBL	19 537	5 944	3 564
CZECH REPUBL	233 847	7 230	4 356	SLOVAKIA	700	204	123
SLOVAKIA	6 372	262	154	HUNGARY	38 862	8 683	5 276
HUNGARY	1 437 610	61 495	36 638	ROMANIA	560	68	43
ROMANIA	7 575	1 397	852	UKRAINE	228	54	32
BULGARIA	56 076	3 131	1 870	RUSSIA	2 780	315	191
				MACEDONIA	3 295	879	536
				TANZANIA	3 068	176	106
				MOZAMBIQUE	19 821	1 042	613
				MADAGASCAR	172	155	95
				USA	19 180	1 740	1 058

6 IMPORTS AND EXPORTS (SPECIAL TRADE) BY GROUPS OF THE SITC-REV. III AND BY COUNTRIES OF PRODUCTION AND CONSUMPTION 1993

GROUP COUNTRY	DT = 100 KG	1 000 DM	1 000 \$	GROUP COUNTRY	DT = 100 KG	1 000 DM	1 000 \$
CANADA	1 071 492	38 933	23 392	INDONESIA	467	153	91
VENEZUELA	363	58	34	MALAYSIA	239	86	53
ECUADOR	3 850	226	132	PHILIPPINES	482	143	87
ARGENTINA	2 468	275	164	SOUTH KOREA	360	135	82
PAKISTAN	550	59	36	JAPAN	576	85	50
INDIA	3 182	374	225				
MYANMAR	467	56	34				
INDONESIA	96 872	5 326	3 240	232 SYNTHETIC RUBBER, ETC.			
MALAYSIA	12 006	1 201	705	IMPORTS	3 193 785	762 049	460 815
PHILIPPINES	110 698	5 979	3 616	FRANCE	649 451	144 229	87 462
CHINA	218 934	13 790	8 324	BELGIUM LUX	248 401	62 188	37 652
JAPAN	41	59	33	NETHERLANDS	558 343	112 111	67 856
HONG KONG	163	67	40	ITALY	209 364	58 739	35 527
AUSTRALIA	13 912	2 576	1 563	UNITD KINGDOM	335 729	113 276	68 232
PAPUA NEW G	186 992	11 431	6 898	IRELAND	13 722	562	340
NEW ZEALAND	822	207	125	DENMARK	271	119	75
KIRIBATI	43 356	2 107	1 256	SPAIN	67 029	16 155	9 832
VANUATU	139 099	7 007	4 236	EU	2 082 457	507 408	306 994
EXPORTS	115 717	12 867	7 754	SWEDEN	20 071	1 984	1 211
FRANCE	8 665	973	586	FINLAND	3 879	106	65
BELGIUM LUX	9 864	574	349	SWITZERLAND	28 426	7 030	4 225
NETHERLANDS	49 665	3 354	2 025	AUSTRIA	35 919	1 507	906
ITALY	2 312	278	166	LITHUANIA	3 676	177	108
UNITD KINGDOM	8 598	1 647	998	POLAND	146 418	11 858	7 168
DENMARK	3 724	396	242	CZECH REPUBL	106 317	7 772	4 675
SPAIN	7 017	717	433	SLOVAKIA	7 710	787	473
EU	90 624	8 012	4 839	HUNGARY	3 707	366	224
NORWAY	446	59	37	BULGARIA	4 363	539	322
SWEDEN	2 365	250	148	UKRAINE	3 515	93	57
FINLAND	676	116	72	BELARUS	1 320	116	71
SWITZERLAND	3 449	794	474	MOLDOVA	2 628	104	64
AUSTRIA	4 568	1 502	895	RUSSIA	153 856	13 631	8 241
POLAND	3 177	595	367	TADJIKISTAN	216	60	35
CZECH REPUBL	834	165	102	SOUTH AFRICA	8 538	1 231	745
HUNGARY	1 349	123	73	USA	435 569	163 292	98 605
RUSSIA	899	329	201	CANADA	3 937	2 343	1 417
SLOVENIA	1 135	123	74	MEXICO	9 622	1 725	1 046
CROATIA	189	58	34	BRAZIL	1 096	265	160
SOUTH AFRICA	421	60	36	ARGENTINA	417	74	46
USA	303	81	48	ISRAEL	780	115	68
ISRAEL	3 013	251	150	INDIA	2 678	257	155
SAUDI ARABIA	890	92	55	MALAYSIA	8 220	716	437
				CHINA	8 699	1 011	622
				JAPAN	86 577	33 733	20 411
				TAIWAN	6 588	1 168	706
231 NATURAL RUBBER, ETC.				EXPORTS	4 124 129	737 006	446 209
IMPORTS	1 983 864	303 602	183 593	FRANCE	599 330	103 657	62 830
FRANCE	4 043	1 006	616	BELGIUM LUX	580 848	79 730	48 350
BELGIUM LUX	5 874	1 674	1 024	NETHERLANDS	254 414	38 909	23 601
NETHERLANDS	12 635	1 933	1 181	ITALY	465 488	82 426	50 026
ITALY	4 852	1 583	954	UNITD KINGDOM	269 154	51 302	31 031
UNITD KINGDOM	59 666	9 444	5 734	IRELAND	11 392	1 911	1 183
SPAIN	751	349	210	DENMARK	31 469	8 469	5 121
EU	87 854	16 006	9 728	GREECE	10 560	2 751	1 663
SWEDEN	171	166	103	PORTUGAL	33 522	5 834	3 533
POLAND	4 160	505	304	SPAIN	210 790	31 577	19 083
GUINEA	384	56	35	EU	2 466 967	406 566	246 401
LIBERIA	738	65	39	CANARY IS	3 181	100	61
CTE D IVOIRE	115 235	17 446	10 540	NORWAY	8 606	2 927	1 750
GHANA	2 846	371	223	SWEDEN	179 221	22 498	13 639
NIGERIA	24 814	3 346	2 041	FINLAND	69 320	7 809	4 734
CAMEROON	107 938	16 590	10 052	SWITZERLAND	220 516	31 883	19 323
GABON	1 209	159	97	AUSTRIA	186 254	28 883	17 470
ZAIRE	8 092	1 082	658	MALTA	2 022	652	394
USA	1 531	527	323	TURKEY	22 277	4 822	2 904
BRAZIL	408	124	74	LATVIA	499	98	61
SRI LANKA	56 655	9 319	5 630	POLAND	61 187	11 500	6 971
THAILAND	311 556	44 855	27 127	CZECH REPUBL	61 285	14 411	8 718
VIETNAM	3 768	610	361	SLOVAKIA	12 579	3 479	2 106
INDONESIA	376 437	56 359	33 964	HUNGARY	35 540	6 708	4 069
MALAYSIA	827 010	128 014	77 412	ROMANIA	1 539	384	227
SINGAPORE	31 967	4 860	2 979	BULGARIA	1 465	509	314
CHINA	340	54	32	UKRAINE	1 930	763	466
AUSTRALIA	576	85	53	RUSSIA	3 751	1 374	824
PAPUA NEW G	19 128	2 760	1 670	ARMENIA	400	186	113
EXPORTS	111 088	21 678	13 077	SLOVENIA	85 503	10 907	6 618
FRANCE	7 772	1 403	847	CROATIA	8 972	2 576	1 564
BELGIUM LUX	3 685	637	383	SERB MONTNEG	215	95	59
NETHERLANDS	8 277	1 599	963	MACEDONIA	2 507	627	379
ITALY	4 221	796	477	MOROCCO	9 008	1 811	1 101
UNITD KINGDOM	6 951	1 018	601	ALGERIA	206	53	30
DENMARK	3 519	782	473	TUNISIA	7 085	1 446	868
PORTUGAL	504	180	109	LIBYA	14 617	2 774	1 699
SPAIN	1 997	313	186	EGYPT	7 510	1 360	828
EU	37 246	6 784	4 072	SENEGAL	280	140	84
NORWAY	455	168	101	CTE D IVOIRE	359	171	103
SWEDEN	892	190	113	NIGERIA	3 567	871	516
FINLAND	944	200	120	ETHIOPIA	855	272	166
SWITZERLAND	3 119	675	408	KENYA	2 808	593	356
AUSTRIA	16 396	3 118	1 889	TANZANIA	1 782	291	176
TURKEY	1 085	333	202	ZIMBABWE	956	216	127
POLAND	10 882	2 376	1 429	SOUTH AFRICA	22 277	6 909	4 178
CZECH REPUBL	11 236	1 967	1 194	USA	192 029	51 311	30 991
SLOVAKIA	9 019	1 663	998	CANADA	7 908	2 548	1 545
HUNGARY	6 254	1 170	708	MEXICO	4 188	1 241	754
ROMANIA	3 702	664	406	GUATEMALA	1 094	429	261
BELARUS	665	93	57	HONDURAS	845	333	199
RUSSIA	1 503	281	174	EL SALVADOR	341	88	53
CROATIA	2 626	477	292	COSTA RICA	1 431	527	317
IRAN	1 214	352	207	HAITI	106	56	33
SAUDI ARABIA	248	82	49	DOMINIC REP	161	74	44
YEMEN	474	157	94	COLOMBIA	9 963	3 638	2 206
				VENEZUELA	18 630	3 889	2 349

6 IMPORTS AND EXPORTS (SPECIAL TRADE) BY GROUPS OF THE SITC-REV. III AND BY COUNTRIES OF PRODUCTION AND CONSUMPTION 1993

GROUP COUNTRY	DT = 100 KG	1 000 DM	1 000 \$	GROUP COUNTRY	DT = 100 KG	1 000 DM	1 000 \$
ECUADOR	492	205	121	246 WOOD IN CHIPS, PARTICLES			
PERU	736	346	209	IMPORTS	4 528 063	26 180	15 800
BRAZIL	20 029	9 807	5 917	FRANCE	1 021 452	4 509	2 737
CHILE	3 991	1 509	911	BELGIUM LUX	480 008	1 429	865
URUGUAY	3 202	764	459	NETHERLANDS	1 441 754	8 288	4 995
ARGENTINA	13 466	3 999	2 407	ITALY	122 608	652	386
CYPRUS	1 351	292	176	DENMARK	160 533	933	561
LEBANON	836	180	112	EU	3 226 355	15 811	9 544
SYRIA	2 780	410	241	SWEDEN	48 159	1 101	670
IRAN	7 069	2 964	1 779	FINLAND	1 690	59	37
ISRAEL	28 516	4 947	3 006	SWITZERLAND	242 204	2 587	1 565
JORDAN	1 232	251	147	AUSTRIA	374 888	2 648	1 602
SAUDI ARABIA	9 763	1 514	920	POLAND	247 060	845	510
KUWAIT	2 130	271	165	CZECH REPUBL	342 405	1 710	1 023
QATAR	348	83	48	SLOVAKIA	13 485	114	67
ARAB EMIRAT	15 645	2 608	1 574	HUNGARY	12 251	363	216
OMAN	980	160	96	CANADA	9 426	480	291
YEMEN	1	129	81	MEXICO	3 555	258	155
PAKISTAN	22 761	4 698	2 838	MALAYSIA	989	90	54
INDIA	53 788	9 618	5 784	EXPORTS	14 226 586	115 019	69 474
BANGLADESH	3 967	656	392	FRANCE	2 888 786	23 612	14 289
SRI LANKA	1 396	448	268	BELGIUM LUX	593 948	3 568	2 153
THAILAND	11 719	3 395	2 050	NETHERLANDS	835 700	12 541	7 547
INDONESIA	34 192	6 994	4 226	ITALY	76 967	1 467	884
MALAYSIA	12 297	3 346	2 023	UNITD KINGDOM	15 412	682	408
SINGAPORE	8 834	2 348	1 416	DENMARK	43 574	894	540
PHILIPPINES	7 352	1 672	1 008	GREECE	1 074	56	34
CHINA	7 194	2 412	1 451	SPAIN	31 440	862	534
SOUTH KOREA	13 916	4 576	2 749	EU	4 487 610	43 713	26 408
JAPAN	34 897	13 486	8 170	ICELAND	26 382	232	140
TAIWAN	26 906	6 489	3 926	NORWAY	362 043	1 965	1 177
HONG KONG	21 586	4 432	2 668	SWEDEN	688 487	4 466	2 683
MACAO	1 127	56	34	FINLAND	78 590	610	373
AUSTRALIA	2 407	525	317	SWITZERLAND	2 846 872	19 564	11 855
NEW ZEALAND	129	54	32	AUSTRIA	5 082 922	38 635	23 316
UNID COUNTR	820	127	71	TURKEY	12 585	108	64
244 CORK, NATURAL, RAW; WASTE				POLAND	53 445	530	319
IMPORTS	53 772	9 665	5 866	CZECH REPUBL	83 710	720	430
FRANCE	1 393	203	123	HUNGARY	36 523	369	224
NETHERLANDS	1 079	574	344	ROMANIA	45 074	381	236
ITALY	396	171	104	SLOVENIA	19 900	169	101
IRELAND	418	103	63	CROATIA	11 939	102	63
PORTUGAL	48 222	7 989	4 858	USA	74 806	624	378
SPAIN	1 971	402	243	CANADA	11 445	106	61
EU	53 522	9 477	5 755	ISRAEL	15 654	152	91
SOUTH KOREA	37	101	60	ARAB EMIRAT	12 716	124	73
EXPORTS	1 084	601	351	THAILAND	5 426	60	35
ITALY	319	119	71	SINGAPORE	7 686	68	42
EU	598	245	144	JAPAN	40 899	373	226
SWITZERLAND	98	55	31	TAIWAN	11 369	101	63
AUSTRIA	205	133	79	HONG KONG	13 985	122	71
245 FUEL WOOD, WOOD CHARCOAL				AUSTRALIA	13 178	116	72
IMPORTS	1 056 080	56 452	34 138	UNID COUNTR	122 653	1 048	636
FRANCE	91 135	3 342	2 026	247 WOOD ROUGH, ROUGH SQUARED			
BELGIUM LUX	46 589	1 521	903	IMPORTS	9 109 597	361 494	219 409
NETHERLANDS	12 253	728	437	FRANCE	1 667 690	72 408	44 072
UNITD KINGDOM	1 385	145	87	BELGIUM LUX	2 063 278	36 102	21 897
SPAIN	3 938	249	149	NETHERLANDS	342 076	5 480	3 297
EU	155 428	5 993	3 606	ITALY	12 329	422	250
NORWAY	14 118	285	177	UNITD KINGDOM	24 662	1 777	1 086
POLAND	237 389	13 310	8 018	IRELAND	28 561	445	272
CZECH REPUBL	146 393	1 847	1 119	DENMARK	111 654	4 433	2 675
SLOVAKIA	48 136	3 250	1 975	EU	4 250 250	121 067	73 549
HUNGARY	18 348	1 370	833	NORWAY	63 970	1 800	1 105
UKRAINE	755	56	34	SWEDEN	24 310	1 343	817
RUSSIA	52 691	4 197	2 525	FINLAND	215 321	9 631	5 805
CROATIA	18 288	883	536	SWITZERLAND	122 340	3 154	1 929
NIGERIA	7 148	439	266	AUSTRIA	107 044	5 402	3 268
MOZAMBIQUE	1 000	81	51	ESTONIA	82 037	1 475	897
SOUTH AFRICA	147 440	11 796	7 156	LATVIA	16 858	247	153
NAMIBIA	24 087	2 115	1 277	LITHUANIA	7 099	116	71
USA	20 326	1 469	905	POLAND	434 907	9 924	6 025
MEXICO	6 456	505	297	CZECH REPUBL	1 386 276	20 878	12 583
BRAZIL	2 624	170	102	SLOVAKIA	204 252	1 921	1 145
ARGENTINA	50 451	3 310	2 021	HUNGARY	14 552	361	222
INDONESIA	87 542	4 630	2 789	RUSSIA	51 772	1 026	625
MALAYSIA	1 283	84	53	CROATIA	677	71	43
SINGAPORE	3 827	149	89	GUINEA	7 644	500	299
PHILIPPINES	6 809	317	193	LIBERIA	1 299	63	38
EXPORTS	107 830	4 320	2 626	CTE D IVOIRE	27 945	1 729	1 034
FRANCE	3 051	451	272	GHANA	503 890	24 748	15 123
BELGIUM LUX	13 780	574	349	NIGERIA	370	58	35
NETHERLANDS	5 878	992	604	CAMEROON	447 646	30 280	18 366
ITALY	6 845	248	151	CENT AFR REP	19 194	1 613	984
DENMARK	56 134	274	164	EQUAT GUINEA	66 386	2 852	1 726
EU	85 866	2 620	1 583	GABON	138 273	8 307	4 962
SWEDEN	400	58	36	CONGO	290 051	22 343	13 458
SWITZERLAND	7 775	155	94	ZAIRE	67 410	5 253	3 186
AUSTRIA	8 885	367	223	MOZAMBIQUE	4 971	578	351
UKRAINE	290	206	128	SOUTH AFRICA	807	124	75
MEXICO	111	67	41	USA	506 891	73 125	44 516
KUWAIT	103	73	44	CANADA	7 772	1 585	974
PAKISTAN	100	64	39	BRAZIL	675	63	38
JAPAN	442	199	122	MYANMAR	14 578	3 023	1 831
				INDONESIA	683	146	91
				MALAYSIA	3 858	524	312
				JAPAN	13 494	5 873	3 598

6 IMPORTS AND EXPORTS (SPECIAL TRADE) BY GROUPS OF THE SITC-REV. III AND BY COUNTRIES OF PRODUCTION AND CONSUMPTION 1993

GROUP COUNTRY	DT = 100 KG	1 000 DM	1 000 \$	GROUP COUNTRY	DT = 100 KG	1 000 DM	1 000 \$
EXPORTS	33 111 759	450 823	272 667	VIETNAM	528	79	47
FRANCE	1 168 228	12 865	7 763	INDONESIA	145 769	28 361	17 190
BELGIUM LUX	646 087	5 880	3 519	MALAYSIA	923 066	145 417	87 911
NETHERLANDS	128 776	4 399	2 672	SINGAPORE	81 260	13 788	8 337
ITALY	4 249 522	76 577	46 249	PHILIPPINES	1 503	261	159
UNITED KINGDOM	1 924	138	84	CHINA	28 241	4 124	2 492
IRELAND	43 780	348	205	SOUTH KOREA	193	92	56
DENMARK	928 606	10 547	6 454	JAPAN	460	66	39
GREECE	4 255	136	82	TAIWAN	189	124	78
PORTUGAL	5 843	200	124	HONG KONG	368	96	58
SPAIN	1 065	111	67	AUSTRALIA	2 835	218	131
EU	7 178 086	111 201	67 219	PAPUA NEW G	321	118	72
CANARY IS	1 557	153	94	NEW ZEALAND	361	71	45
NORWAY	208 453	1 193	705	EXPORTS	8 284 128	607 030	367 086
SWEDEN	5 959 918	49 478	29 998	FRANCE	1 104 796	75 745	45 831
FINLAND	724 103	5 833	3 553	BELGIUM LUX	885 496	56 737	34 288
SWITZERLAND	1 396 320	18 977	11 467	NETHERLANDS	1 430 825	81 872	49 505
AUSTRIA	12 796 771	183 589	111 158	ITALY	1 748 408	78 504	47 513
TURKEY	3 760 889	58 520	35 226	UNITED KINGDOM	418 303	30 441	18 347
POLAND	14 204	753	459	IRELAND	27 043	1 626	979
CZECH REPUBL	461 699	6 548	3 969	DENMARK	121 587	12 071	7 278
SLOVAKIA	7 544	549	331	GREECE	11 229	2 060	1 241
HUNGARY	63 873	2 738	1 659	PORTUGAL	4 699	851	518
ROMANIA	123 067	2 373	1 456	SPAIN	398 862	21 990	13 304
SLOVENIA	2 006	137	82	EU	6 151 248	361 897	218 804
CROATIA	25 992	380	232	ICELAND	4 001	838	508
USA	3 271	263	160	NORWAY	70 311	6 668	4 065
ISRAEL	5 637	430	265	SWEDEN	32 201	4 847	2 924
INDONESIA	11 744	728	442	FINLAND	47 138	7 459	4 513
MALAYSIA	1 277	118	69	SWITZERLAND	523 968	68 316	41 353
SINGAPORE	3 883	368	221	AUSTRIA	942 400	103 676	62 732
CHINA	7 834	726	438	TURKEY	11 567	1 390	845
SOUTH KOREA	126 841	1 875	1 107	ESTONIA	1 516	94	57
JAPAN	2 261	375	225	LATVIA	688	79	47
TAIWAN	4 090	346	211	LITHUANIA	189	110	66
UNITED COUNTRY	213 613	2 906	1 763	POLAND	69 183	10 693	6 447
248 WOOD, SIMPLY WORKED				CZECH REPUBL	53 644	6 069	3 673
IMPORTS	35 232 423	2 643 752	1 598 359	SLOVAKIA	1 646	230	141
FRANCE	968 525	87 030	52 708	HUNGARY	26 168	2 791	1 695
BELGIUM LUX	102 984	10 689	6 479	ROMANIA	784	64	40
NETHERLANDS	223 749	37 891	22 858	BULGARIA	890	130	80
ITALY	85 627	37 694	22 778	UKRAINE	3 185	152	93
UNITED KINGDOM	988	293	175	BELARUS	51	115	69
DENMARK	216 252	24 071	14 583	RUSSIA	1 795	766	458
GREECE	1 360	141	85	SLOVENIA	28 505	4 478	2 722
PORTUGAL	9 011	2 764	1 665	CROATIA	51 652	3 593	2 167
SPAIN	22 417	5 294	3 202	MOROCCO	14 840	440	269
EU	1 630 914	205 870	124 534	TUNISIA	13 401	512	303
NORWAY	1 825 791	132 455	80 152	LIBYA	1 770	142	87
SWEDEN	8 582 467	623 149	377 047	EGYPT	15 961	456	270
FINLAND	4 478 691	331 214	200 121	SOUTH AFRICA	455	112	67
SWITZERLAND	136 206	12 396	7 507	USA	6 809	2 338	1 419
AUSTRIA	2 745 705	191 802	115 972	CANADA	1 085	310	186
TURKEY	11 033	610	372	VENEZUELA	8	118	73
ESTONIA	79 542	2 995	1 813	CYPRUS	687	117	72
LATVIA	540 105	17 974	10 864	LEBANON	210	77	48
LITHUANIA	390 867	9 889	5 958	SYRIA	9 363	457	276
POLAND	5 141 513	186 391	112 679	IRAN	117	229	142
CZECH REPUBL	1 921 141	72 638	43 862	ISRAEL	6 045	836	507
SLOVAKIA	249 297	10 815	6 537	JORDAN	10 321	557	334
HUNGARY	123 779	10 315	6 261	SAUDI ARABIA	104 959	4 418	2 637
ROMANIA	30 664	2 766	1 672	BAHRAIN	8 339	369	226
BULGARIA	1 536	132	82	ARAB EMIRAT	9 411	462	281
UKRAINE	48 769	2 872	1 735	OMAN	310	56	34
BELARUS	452 683	23 060	13 937	INDONESIA	4 668	446	267
RUSSIA	2 481 572	113 766	68 531	MALAYSIA	1 084	122	73
KAZAKHSTAN	760	79	49	SINGAPORE	485	64	38
SLOVENIA	35 741	5 492	3 321	PHILIPPINES	1 352	188	115
CROATIA	49 041	6 466	3 921	SOUTH KOREA	1 476	238	144
BOS HERZEGOV	539	63	39	JAPAN	30 425	7 356	4 428
MACEDONIA	4 525	698	423	TAIWAN	2 393	399	238
NIGER	23 501	536	327	HONG KONG	1 901	341	204
GUINEA	1 278	83	50	AUSTRALIA	1 313	286	171
CTE D IVOIRE	63 868	9 097	5 516	UNITED COUNTRY	8 108	724	437
GHANA	479 403	42 979	25 907	251 PULP AND WASTE PAPER			
BENIN	597	74	45	IMPORTS	42 100 247	2 773 583	1 679 247
NIGERIA	23 651	487	299	FRANCE	1 199 700	50 464	30 491
CAMEROON	39 222	2 936	1 766	BELGIUM LUX	484 103	14 321	8 702
CENT AFR REP	1 563	185	110	NETHERLANDS	2 807 658	50 900	30 854
EQUAT GUINEA	1 066	75	45	ITALY	37 104	687	418
GABON	610	99	59	UNITED KINGDOM	424 326	11 883	7 203
CONGO	13 139	1 506	902	DENMARK	644 329	18 223	11 076
ZAIRE	26 152	3 446	2 074	PORTUGAL	2 089 047	131 333	79 108
KENYA	204	56	33	EU	9 262 741	378 555	228 813
TANZANIA	1 355	315	191	NORWAY	1 070 589	85 885	52 023
MOZAMBIQUE	721	91	56	SWEDEN	8 788 967	651 808	395 473
MADAGASCAR	1 416	569	346	FINLAND	5 615 344	358 379	216 939
SOUTH AFRICA	1 564	206	127	SWITZERLAND	458 679	13 184	7 949
USA	1 375 067	240 564	145 424	AUSTRIA	440 815	29 396	17 795
CANADA	919 823	170 026	102 805	ESTONIA	18 292	908	548
GUATEMALA	558	135	82	LATVIA	3 516	138	81
HONDURAS	5 310	608	368	LITHUANIA	20 395	519	319
COSTA RICA	161	72	42	POLAND	340 499	21 763	13 178
ECUADOR	1 267	826	498	CZECH REPUBL	431 371	23 113	13 983
BRAZIL	79 324	7 885	4 757	SLOVAKIA	107 021	6 169	3 722
CHILE	8 897	1 129	687	HUNGARY	21 377	1 031	627
PARAGUAY	1 297	153	89	BULGARIA	8 354	561	338
ISRAEL	252	161	99	BELARUS	4 165	214	129
INDIA	696	134	83	RUSSIA	422 686	21 232	12 870
MYANMAR	4 800	1 257	757	SLOVENIA	99 805	6 816	4 047
THAILAND	4 088	1 095	663	CROATIA	2 920	108	65

6 IMPORTS AND EXPORTS (SPECIAL TRADE) BY GROUPS OF THE SITC-REV. III AND BY COUNTRIES OF PRODUCTION AND CONSUMPTION 1993

GROUP COUNTRY	DT = 100 KG	1 000 DM	1 000 \$	GROUP COUNTRY	DT = 100 KG	1 000 DM	1 000 \$
MOROCCO	2 048	141	87	AUSTRIA	352	288	172
TUNISIA	14 945	2 566	1 552	263 COTTON			
GHANA	637	65	40	IMPORTS	2 725 179	399 729	241 310
BRIT IND OC	69 769	4 431	2 641	FRANCE	32 834	5 255	3 169
USA	4 164 928	411 037	248 637	BELGIUM LUX	29 728	2 581	1 559
MEXICO	9 294	1 335	802	NETHERLANDS	23 412	1 960	1 189
BRAZIL	1 270 450	81 227	49 089	ITALY	32 715	1 952	1 171
CHILE	1 233 060	75 685	45 806	UNTD KINGDOM	23 426	6 045	3 663
ARGENTINA	11 512	664	396	IRELAND	1 463	297	176
ARAB EMIRAT	7 790	397	234	DENMARK	3 440	387	234
PHILIPPINES	48 337	19 980	12 071	GREECE	142 444	17 994	10 946
CHINA	888	140	85	SPAIN	2 463	324	198
JAPAN	3 370	1 907	1 155	EU	291 925	36 795	22 305
HONG KONG	72 048	7 384	4 497	SWITZERLAND	48 739	6 805	4 125
NEW ZEALAND	1 026	50	30	AUSTRIA	29 190	2 545	1 541
UNID COUNTR	1 379	55	34	MALTA	35	50	30
EXPORTS	23 609 677	340 276	205 860	TURKEY	286 085	20 563	12 348
FRANCE	3 776 389	30 780	18 567	LATVIA	2 365	445	261
BELGIUM LUX	644 458	14 073	8 539	LITHUANIA	1 116	180	106
NETHERLANDS	6 401 935	33 824	20 529	POLAND	6 202	553	337
ITALY	3 488 525	44 913	27 193	CZECH REPUBL	18 091	1 408	856
UNTD KINGDOM	249 381	16 360	9 873	SLOVAKIA	3 621	297	181
IRELAND	259	76	45	HUNGARY	6 712	578	353
DENMARK	815 411	10 462	6 337	BULGARIA	1 829	291	177
GREECE	36 397	3 013	1 817	UKRAINE	2 389	169	98
PORTUGAL	64 417	693	431	BELARUS	2 832	544	322
SPAIN	357 345	6 498	3 929	RUSSIA	144 524	22 683	13 814
EU	15 834 517	160 692	97 260	AZERBAIJAN	6 956	1 262	742
NORWAY	14 376	1 275	769	KAZAKHSTAN	14 574	2 822	1 633
SWEDEN	1 621 611	18 797	11 355	TURKMENISTAN	286 914	54 384	32 630
FINLAND	247 990	3 399	2 073	UZBEKISTAN	540 507	97 446	58 979
SWITZERLAND	630 202	26 227	15 868	TADJIKISTAN	28 787	5 334	3 210
AUSTRIA	1 919 987	49 290	29 829	KYRGHYZSTAN	2 447	493	293
TURKEY	3 952	597	358	SLOVENIA	2 163	425	259
LATVIA	69	50	31	EGYPT	10 910	3 297	1 580
POLAND	136 215	4 196	2 540	SUDAN	116 747	20 404	12 276
CZECH REPUBL	20 664	878	528	MALI	62 238	11 475	6 998
SLOVAKIA	15 644	288	175	BURKINA FASO	6 645	1 381	831
HUNGARY	180 211	3 291	1 991	CHAD	104 863	20 031	12 040
ROMANIA	28 687	2 569	1 551	SENEGAL	7 198	1 405	860
BULGARIA	90 873	1 331	813	GUINEA	12 684	3 278	1 982
SLOVENIA	437 560	16 905	10 226	CTE D IVOIRE	7 178	1 529	936
CROATIA	224 386	3 137	1 884	TOGO	9 405	1 851	1 096
ALGERIA	1 960	331	198	CAMEROON	5 081	962	588
EGYPT	2 276	351	213	CENT AFR REP	6 023	1 184	706
NIGERIA	11 330	593	359	UGANDA	6 771	1 818	1 075
SOUTH AFRICA	4 774	751	451	TANZANIA	19 577	4 729	2 847
USA	38 801	6 694	4 055	ZIMBABWE	24 817	7 126	4 300
CANADA	857	225	135	SOUTH AFRICA	1 897	181	109
MEXICO	6 488	1 215	735	USA	152 572	19 677	11 928
COLOMBIA	1 686	345	210	MEXICO	14 666	2 198	1 329
VENEZUELA	4 452	1 171	710	GUATEMALA	14 837	715	419
ECUADOR	523	114	68	EL SALVADOR	1 221	146	88
PERU	2 603	507	308	VENEZUELA	13 846	574	351
BRAZIL	1 768	308	187	PERU	7 780	3 245	1 949
CHILE	3 374	804	484	BRAZIL	59 634	2 701	1 640
PARAGUAY	2 149	122	73	PARAGUAY	2 556	630	383
ARGENTINA	3 853	786	475	ARGENTINA	932	165	99
SYRIA	3 050	198	119	SYRIA	128 716	11 112	6 633
IRAN	4 423	976	586	IRAN	89 348	4 186	2 486
ISRAEL	3 559	596	361	ISRAEL	18 679	5 980	3 621
PAKISTAN	2 145	175	104	PAKISTAN	28 254	2 550	1 528
INDIA	35 928	387	234	INDIA	5 458	960	580
THAILAND	462 041	3 273	1 984	THAILAND	16 317	1 616	975
INDONESIA	240 189	2 576	1 566	INDONESIA	374	57	33
MALAYSIA	55 614	299	177	MALAYSIA	459	80	48
PHILIPPINES	134 197	1 053	637	SINGAPORE	729	120	71
CHINA	68 269	479	281	CHINA	461	100	61
SOUTH KOREA	127 755	1 831	1 115	SOUTH KOREA	10 773	1 449	871
JAPAN	17 503	2 478	1 497	JAPAN	7 265	1 141	690
TAIWAN	840 440	15 325	9 255	HONG KONG	7 598	671	404
HONG KONG	10 551	267	161	AUSTRALIA	10 789	2 689	1 631
AUSTRALIA	4 364	1 001	601	EXPORTS	560 274	101 541	61 653
NEW ZEALAND	239	58	34	FRANCE	121 559	18 921	11 487
UNID COUNTR	90 570	1 573	942	BELGIUM LUX	36 002	5 748	3 496
261 SILK				NETHERLANDS	72 452	11 944	7 258
IMPORTS	23 961	39 655	23 961	ITALY	71 482	11 230	6 797
FRANCE	66	58	34	UNTD KINGDOM	59 210	8 825	5 337
BELGIUM LUX	26	60	37	DENMARK	1 855	260	154
ITALY	465	237	141	GREECE	2 172	807	496
UNTD KINGDOM	356	303	182	PORTUGAL	275	141	88
EU	929	669	401	SPAIN	16 822	2 956	1 802
SWITZERLAND	11	109	85	EU	381 829	60 832	36 915
BRAZIL	317	1 631	992	SWEDEN	22 231	3 816	2 315
INDIA	1 128	613	365	FINLAND	3 511	593	363
CHINA	20 029	34 942	21 123	SWITZERLAND	31 864	6 400	3 877
SOUTH KOREA	270	201	118	AUSTRIA	36 011	9 351	5 670
JAPAN	472	698	424	TURKEY	437	51	30
HONG KONG	618	725	434	ESTONIA	847	193	121
EXPORTS	17 954	37 219	22 535	POLAND	7 322	1 385	849
FRANCE	2 640	2 809	1 700	CZECH REPUBL	16 662	4 662	2 849
BELGIUM LUX	416	543	325	SLOVAKIA	219	55	34
NETHERLANDS	123	99	62	HUNGARY	2 066	583	353
ITALY	12 665	31 737	19 220	ROMANIA	588	140	86
UNTD KINGDOM	412	407	246	BULGARIA	550	156	94
DENMARK	379	280	170	SLOVENIA	2 033	639	391
SPAIN	362	261	157	CROATIA	846	130	79
EU	17 009	36 166	21 898	MOROCCO	1 084	247	147
SWITZERLAND	466	652	397	TUNISIA	285	170	103
				SOUTH AFRICA	938	166	101
				USA	1 203	228	136

6 IMPORTS AND EXPORTS (SPECIAL TRADE) BY GROUPS OF THE SITC-REV. III AND BY COUNTRIES OF PRODUCTION AND CONSUMPTION 1993

GROUP COUNTRY	DT = 100 KG	1 000 DM	1 000 \$	GROUP COUNTRY	DT = 100 KG	1 000 DM	1 000 \$
CANADA	1 638	270	164	BELARUS	130 753	18 192	11 005
MEXICO	532	106	85	RUSSIA	7 550	1 146	699
BRAZIL	1 096	352	217	CROATIA	3 159	521	315
ISRAEL	2 655	530	317	MACEDONIA	9 234	1 734	1 061
PAKISTAN	12 920	3 150	1 926	USA	36 654	35 952	21 698
INDIA	987	435	264	THAILAND	498	94	59
BANGLADESH	13 070	3 152	1 930	CHINA	2 115	1 062	640
SRI LANKA	550	127	74	SOUTH KOREA	22 443	6 191	3 746
MYANMAR	6 868	1 426	861	JAPAN	57 044	37 393	22 660
THAILAND	2 628	617	371	TAIWAN	8 717	2 000	1 214
INDONESIA	914	191	118				
JAPAN	4 293	1 067	639	EXPORTS	3 704 059	1 078 326	652 907
264 JUTE, OTH. TEXTL. BAST FIBR				FRANCE	318 943	98 355	59 625
IMPORTS	27 534	1 693	1 024	BELGIUM LUX	211 832	73 080	44 479
BELGIUM LUX	10 791	473	289	NETHERLANDS	108 572	28 586	17 327
NETHERLANDS	4 857	218	132	ITALY	900 625	252 690	152 987
EU	16 197	775	473	UNITD KINGDOM	268 250	75 397	45 617
SWITZERLAND	334	60	37	IRELAND	70 347	21 756	13 052
CROATIA	1 011	61	35	DENMARK	13 789	4 889	2 970
INDIA	1 161	329	200	GREECE	39 902	11 501	6 969
BANGLADESH	7 611	320	192	PORTUGAL	41 064	12 586	7 604
CHINA	1 000	102	60	SPAIN	244 776	76 956	46 680
EXPORTS	3 185	492	295	EU	2 218 100	655 796	397 310
EU	1 929	69	40	NORWAY	12 354	3 447	2 086
AUSTRIA	610	251	152	SWEDEN	26 274	7 126	4 317
RUSSIA	154	56	35	FINLAND	41 769	9 209	5 580
CROATIA	50	52	30	SWITZERLAND	32 146	14 328	8 694
265 VEGETABLE TEXTILE FIBRES				AUSTRIA	57 562	28 384	17 186
IMPORTS	173 402	21 227	12 833	TURKEY	190 734	44 238	26 745
FRANCE	3 894	1 430	855	POLAND	7 892	2 821	1 707
BELGIUM LUX	35 542	7 203	4 358	CZECH REPUBL	22 175	6 363	3 839
NETHERLANDS	3 418	354	217	SLOVAKIA	1 167	407	247
ITALY	241	144	86	HUNGARY	21 614	5 973	3 613
GREECE	242	50	31	ROMANIA	6 630	1 500	900
PORTUGAL	298	123	74	UKRAINE	151	49	30
EU	43 803	9 323	5 631	RUSSIA	447	279	168
SWITZERLAND	1 449	1 176	711	SLOVENIA	18 018	5 686	3 440
AUSTRIA	711	211	128	CROATIA	4 360	1 291	776
LITHUANIA	569	99	58	MACEDONIA	4 775	1 341	812
BELARUS	748	53	31	MOROCCO	74 334	19 391	11 764
MOROCCO	1 241	77	48	ALGERIA	485	112	67
EGYPT	300	84	51	TUNISIA	17 246	3 110	1 893
KENYA	4 367	552	336	LIBYA	7 123	2 539	1 569
TANZANIA	3 375	321	192	EGYPT	54 734	18 870	11 422
MADAGASCAR	5 268	515	307	GHANA	4 992	1 449	866
MEXICO	499	292	181	NIGERIA	608	116	71
ECUADOR	4 270	943	573	KENYA	12 303	3 890	2 339
SRI LANKA	100 348	6 163	3 724	MADAGASCAR	261	110	68
THAILAND	1 151	64	40	ZAMBIA	1 682	558	339
PHILIPPINES	1 012	220	135	SOUTH AFRICA	42 074	13 075	7 896
CHINA	2 176	964	584	USA	144 496	47 162	28 519
EXPORTS	28 367	5 759	3 464	CANADA	2 118	683	414
FRANCE	280	124	75	MEXICO	9 211	3 180	1 927
BELGIUM LUX	3 800	248	147	GUATEMALA	441	99	61
NETHERLANDS	4 992	297	177	COSTA RICA	788	220	133
ITALY	3 369	1 846	1 117	COLOMBIA	695	192	116
UNITD KINGDOM	38	90	53	VENEZUELA	3 646	1 325	797
DENMARK	128	103	59	ECUADOR	18 064	4 254	2 569
GREECE	743	146	89	PERU	1 406	336	201
EU	13 590	2 885	1 736	BRAZIL	12 270	2 534	1 503
SWEDEN	147	73	44	CHILE	14 456	4 484	2 714
FINLAND	574	70	43	URUGUAY	2 191	732	444
SWITZERLAND	1 287	432	260	ARGENTINA	7 939	2 924	1 780
AUSTRIA	2 395	449	274	CYPRUS	759	193	114
TURKEY	141	60	34	LEBANON	2 107	577	345
CZECH REPUBL	1 410	161	97	SYRIA	4 676	804	489
SLOVENIA	4 156	720	431	IRAN	203 201	66 662	40 502
USA	465	71	43	ISRAEL	44 246	10 687	6 478
INDIA	2 996	413	249	JORDAN	4 068	746	456
TAIWAN	391	226	137	SAUDI ARABIA	627	118	71
266 SYNTHETIC FIBRES				ARAB EMIRAT	191	181	106
IMPORTS	1 464 484	446 573	270 471	PAKISTAN	11 860	3 075	1 865
FRANCE	76 977	29 434	17 879	INDIA	5 465	1 225	739
BELGIUM LUX	69 175	20 379	12 338	THAILAND	4 409	1 122	76
NETHERLANDS	124 480	38 073	23 096	INDONESIA	16 228	4 025	2 411
ITALY	299 658	81 761	49 414	MALAYSIA	2 153	455	276
UNITD KINGDOM	69 499	25 288	15 354	SINGAPORE	258	149	86
IRELAND	140 142	36 836	22 329	PHILIPPINES	2 954	762	460
DENMARK	120 600	25 687	15 613	CHINA	234 767	46 985	28 232
PORTUGAL	654	173	106	SOUTH KOREA	4 951	1 694	1 024
SPAIN	19 982	5 882	3 545	JAPAN	9 918	5 386	3 257
EU	921 167	263 513	159 674	TAIWAN	34 903	8 040	4 875
FINLAND	1 489	150	92	HONG KONG	586	139	84
SWITZERLAND	80 191	32 432	19 640	AUSTRALIA	18 502	6 101	3 676
AUSTRIA	116 173	33 103	20 038	NEW ZEALAND	742	377	224
TURKEY	3 765	960	582	UNID COUNTR	176	73	41
POLAND	19 953	3 511	2 130	267 OTHER MAN-MADE FIBRES			
CZECH REPUBL	11 767	2 221	1 344	IMPORTS	750 495	192 403	116 420
SLOVAKIA	5 025	1 292	777	FRANCE	20 321	4 959	3 030
HUNGARY	2 760	411	249	BELGIUM LUX	98 212	29 349	17 793
ROMANIA	13 473	3 179	1 922	NETHERLANDS	37 637	4 469	2 701
BULGARIA	6 031	985	598	ITALY	4 048	502	304
UKRAINE	3 476	312	195	UNITD KINGDOM	79 345	26 993	16 213
				DENMARK	1 034	62	37
				GREECE	37	57	35
				SPAIN	321	80	48
				EU	240 978	66 493	40 175
				SWEDEN	29 518	7 230	4 380
				FINLAND	97 063	26 649	16 159
				SWITZERLAND	19 025	1 565	951
				AUSTRIA	129 869	42 758	25 896
				MALTA	413	55	34

6 IMPORTS AND EXPORTS (SPECIAL TRADE) BY GROUPS OF THE SITC-REV. III AND BY COUNTRIES OF PRODUCTION AND CONSUMPTION 1993

GROUP COUNTRY	DT = 100 KG	1 000 DM	1 000 \$	GROUP COUNTRY	DT = 100 KG	1 000 DM	1 000 \$
TURKEY	755	76	46	PORTUGAL	511	584	355
ESTONIA	1 263	240	144	SPAIN	4 844	3 017	1 817
LATVIA	14 216	1 437	866	EU	225 800	178 823	108 277
POLAND	33 095	4 783	2 903	ICELAND	404	106	64
CZECH REPUB.	32 506	7 194	4 342	NORWAY	113	78	47
SLOVAKIA	2 790	184	109	SWEDEN	203	100	60
HUNGARY	8 434	890	536	SWITZERLAND	7 820	11 765	7 147
ROMANIA	6 444	1 167	712	AUSTRIA	5 055	1 777	1 047
UKRAINE	3 043	272	162	MALTA	63	161	95
BELARUS	33 382	1 645	986	TURKEY	673	200	121
RUSSIA	48 498	5 792	3 508	POLAND	5 011	2 656	1 609
SLOVENIA	1 800	160	96	CZECH REPUB.	7 349	4 687	2 849
SOUTH AFRICA	2 136	73	43	SLOVAKIA	224	115	70
USA	38 547	22 291	13 486	HUNGARY	1 836	1 141	684
CANADA	391	102	63	BULGARIA	3 329	1 181	719
INDONESIA	2 987	179	109	RUSSIA	2 659	452	268
CHINA	200	114	70	KAZAKHSTAN	434	141	82
JAPAN	1 894	834	510	UZBEKISTAN	913	1 360	793
EXPORTS	1 249 209	419 547	253 354	SLOVENIA	2 386	1 006	610
FRANCE	103 086	34 542	20 862	CROATIA	92	101	62
BELGIUM LUX	100 071	25 650	15 489	KENYA	96	69	43
NETHERLANDS	127 567	21 362	12 904	SOUTH AFRICA	94 436	55 128	33 509
ITALY	260 928	55 840	33 791	USA	5 606	3 201	1 933
UNITED KINGDOM	118 579	43 596	26 291	CANADA	225	145	87
IRELAND	52 386	4 089	2 478	PERU	5 669	4 961	3 006
DENMARK	1 053	191	115	BRAZIL	23 002	13 832	8 388
GREECE	20 501	12 063	7 235	CHILE	9 713	4 822	2 945
PORTUGAL	4 970	1 854	1 126	PARAGUAY	1 669	1 440	868
SPAIN	49 850	20 948	12 596	URUGUAY	81 289	42 998	26 051
EU	838 991	220 135	132 887	ARGENTINA	88 122	43 297	26 245
CANARY IS	6 337	3 718	2 246	IRAN	127	837	506
NORWAY	3 518	1 153	697	PAKISTAN	3 227	769	466
SWEDEN	1 622	394	241	INDIA	704	663	405
FINLAND	13 658	4 468	2 683	MALAYSIA	119	50	31
SWITZERLAND	40 886	22 331	13 493	MONGOLIA	247	696	418
AUSTRIA	22 472	12 492	7 532	CHINA	12 243	36 478	22 118
TURKEY	54 564	31 504	19 143	JAPAN	57	283	170
POLAND	23 996	15 481	9 416	TAIWAN	176	171	106
CZECH REPUB.	11 086	5 830	3 527	HONG KONG	389	493	294
SLOVAKIA	3 091	1 809	1 089	AUSTRALIA	462 385	258 113	156 351
HUNGARY	13 275	7 519	4 558	NEW ZEALAND	115 371	61 839	37 375
ROMANIA	3 961	1 763	1 056	EXPORTS	460 832	377 707	228 566
BULGARIA	15 796	10 123	6 020	FRANCE	22 526	13 867	8 402
ALBANIA	300	193	113	BELGIUM LUX	25 780	9 228	5 568
MOLDOVA	505	350	213	NETHERLANDS	4 905	1 434	866
RUSSIA	141	118	73	ITALY	126 315	117 988	71 554
SLOVENIA	19 036	7 622	4 594	UNITED KINGDOM	29 249	21 069	12 709
CROATIA	9 785	5 731	3 459	IRELAND	4 541	4 169	2 517
MACEDONIA	4 161	2 535	1 525	DENMARK	2 241	964	585
MOROCCO	9 869	3 820	2 289	GREECE	7 861	6 865	4 139
TUNISIA	10 562	6 007	3 632	PORTUGAL	21 456	20 231	12 266
EGYPT	6 188	4 311	2 602	SPAIN	3 429	2 934	1 755
CAMEROON	498	317	191	EU	248 303	198 749	120 361
ZAIRE	844	636	382	ICELAND	299	208	127
BURUNDI	396	339	208	NORWAY	618	382	232
KENYA	969	821	496	SWEDEN	935	717	436
MOZAMBIQUE	494	337	209	FINLAND	1 076	647	392
ZIMBABWE	1 005	679	411	SWITZERLAND	32 642	32 132	19 475
SOUTH AFRICA	19 634	10 005	6 043	AUSTRIA	18 733	15 623	9 493
USA	43 587	8 974	5 416	TURKEY	16 927	16 558	10 005
CANADA	2 658	772	463	LATVIA	409	400	240
MEXICO	438	226	138	LITHUANIA	1 435	950	578
HAITI	1 570	974	583	POLAND	21 495	14 019	8 457
ECUADOR	347	190	117	CZECH REPUB.	18 637	11 676	7 075
PERU	571	166	102	SLOVAKIA	1 766	2 383	1 452
BRAZIL	15 989	4 860	2 942	HUNGARY	829	632	382
CHILE	247	83	38	ROMANIA	677	591	354
URUGUAY	4 550	1 162	704	BULGARIA	2 012	2 186	1 321
ARGENTINA	2 007	534	323	BELARUS	172	295	185
CYPRUS	448	266	158	MOLDOVA	131	117	68
LEBANON	157	56	33	SLOVENIA	14 451	10 977	6 652
SYRIA	1 604	247	145	CROATIA	3 751	3 520	2 138
IRAN	2 566	730	437	MACEDONIA	99	136	81
ISRAEL	9 798	4 168	2 539	MOROCCO	1 877	1 804	1 098
JORDAN	201	123	72	EGYPT	1 910	1 980	1 212
YEMEN	1 436	971	583	SOUTH AFRICA	743	1 063	654
PAKISTAN	3 353	2 024	1 208	USA	9 997	5 951	3 562
INDIA	324	79	48	CANADA	996	1 193	715
BANGLADESH	723	434	263	VENEZUELA	844	833	505
MYANMAR	590	425	259	BRAZIL	7 54	51	32
THAILAND	4 276	2 924	1 763	ARGENTINA	68	66	41
VIETNAM	184	129	79	LEBANON	542	424	257
INDONESIA	435	152	93	IRAN	1 313	2 569	1 547
PHILIPPINES	6 187	3 449	2 071	ISRAEL	2 253	2 774	1 682
SOUTH KOREA	416	103	61	ARAB EMIRAT	197	85	50
JAPAN	911	534	319	INDIA	1 322	196	119
TAIWAN	326	158	97	VIETNAM	453	650	393
HONG KONG	780	72	43	CHINA	27 270	22 904	13 823
AUSTRALIA	2 875	1 251	757	SOUTH KOREA	15 146	13 547	8 158
NEW ZEALAND	357	132	78	JAPAN	8 698	7 357	4 403
UNITED COUNTRY	976	371	224	TAIWAN	1 116	938	561
				HONG KONG	58	61	37
				NEW ZEALAND	94	61	36
				UNIT COUNTRY	307	145	86
268 WOOL, OTHER ANIMAL HAIR				269 WORN CLOTHING, TEXTL. ARTL			
IMPORTS	1 169 613	736 267	445 998	IMPORTS	301 784	38 974	23 587
FRANCE	116 745	95 216	57 650	FRANCE	32 298	2 523	1 526
BELGIUM LUX	42 366	32 301	19 673	BELGIUM LUX	16 056	1 027	619
NETHERLANDS	3 157	1 502	907	NETHERLANDS	58 644	5 134	3 093
ITALY	14 166	13 259	7 962	ITALY	25 901	2 463	1 496
UNITED KINGDOM	30 805	25 406	15 378	UNITED KINGDOM	5 947	361	220
IRELAND	10 658	6 493	3 909				
DENMARK	1 345	763	456				
GREECE	1 203	282	170				

6 IMPORTS AND EXPORTS (SPECIAL TRADE) BY GROUPS OF THE SITC-REV. III AND BY COUNTRIES OF PRODUCTION AND CONSUMPTION 1993

GROUP COUNTRY	DT = 100 KG	1 000 DM	1 000 \$	GROUP COUNTRY	DT = 100 KG	1 000 DM	1 000 \$
DENMARK	9 338	536	325	272 FERTILIZERS, CRUDE			
GREECE	5 083	660	397	IMPORTS	5 126 273	46 778	28 380
SPAIN	661	65	40	FRANCE	20 096	696	421
EU	154 137	12 809	7 739	BELGIUM LUX	144 054	4 971	3 038
NORWAY	305	46	30	NETHERLANDS	237 032	2 438	1 477
SWEDEN	898	141	83	ITALY	30 096	788	481
SWITZERLAND	9 466	868	530	UNITD KINGDOM	1 485	114	69
AUSTRIA	18 824	1 108	672	DENMARK	387 714	1 450	872
LATVIA	499	71	43	SPAIN	860	86	51
POLAND	38 421	2 032	1 226	EU	821 442	10 566	6 423
CZECH REPUBL	27 467	1 579	961	AUSTRIA	18 397	456	276
HUNGARY	5 601	287	175	POLAND	1 885	79	48
SLOVENIA	247	132	79	CZECH REPUBL	11 991	545	329
CROATIA	1 062	173	103	MOROCCO	1 012 898	7 955	4 859
EGYPT	513	151	92	ALGERIA	172 817	966	595
USA	15 962	16 434	9 952	SOUTH AFRICA	15 791	301	181
CANADA	15	62	38	USA	1 301 344	10 684	6 505
PAKISTAN	896	352	210	CHILE	9 125	438	268
INDIA	2 106	1 102	673	SYRIA	89 140	757	455
INDONESIA	209	116	73	ISRAEL	1 469 064	11 683	7 029
SOUTH KOREA	283	89	52	CHINA	1 935	139	81
JAPAN	302	105	62	EXPORTS	1 021 943	22 688	13 762
TAIWAN	143	52	31	FRANCE	93 102	2 218	1 345
HONG KONG	20 316	1 065	644	BELGIUM LUX	337 700	3 074	1 862
EXPORTS	2 581 414	246 319	149 307	NETHERLANDS	252 216	5 141	3 107
FRANCE	217 360	16 635	10 075	ITALY	13 845	876	528
BELGIUM LUX	362 379	24 286	14 807	UNITD KINGDOM	156 114	1 644	998
NETHERLANDS	583 908	32 403	19 658	DENMARK	11 729	242	145
ITALY	456 030	35 058	21 335	SPAIN	2 869	360	220
UNITD KINGDOM	28 430	4 931	2 963	EU	867 636	13 571	8 215
DENMARK	13 253	710	419	NORWAY	1 478	111	66
GREECE	1 785	474	290	SWEDEN	15 849	859	524
PORTUGAL	1 014	225	139	FINLAND	987	87	55
SPAIN	36 679	4 155	2 515	SWITZERLAND	19 651	1 143	695
EU	1 701 409	118 920	72 228	AUSTRIA	39 884	1 790	1 090
CEUTA MEL	33 411	5 805	3 497	TURKEY	387	61	36
NORWAY	551	75	46	CZECH REPUBL	401	52	33
SWEDEN	828	98	59	RUSSIA	126	307	192
FINLAND	2 717	758	456	MOROCCO	1 165	78	48
SWITZERLAND	10 438	898	545	SOUTH AFRICA	6 014	353	218
AUSTRIA	10 485	1 419	864	USA	4 298	289	171
TURKEY	837	127	78	CANADA	90	61	36
ESTONIA	1 475	310	191	SAUDI ARABIA	2 820	172	105
LATVIA	1 534	363	224	OMAN	1 500	229	140
LITHUANIA	1 915	505	313	MALAYSIA	1 231	76	48
POLAND	249 209	22 278	13 471	SINGAPORE	851	59	35
CZECH REPUBL	78 206	7 635	4 610	SOUTH KOREA	20 408	1 154	699
SLOVAKIA	2 816	785	474	JAPAN	8 865	563	340
HUNGARY	27 624	3 246	1 961	TAIWAN	22 224	1 206	735
ROMANIA	11 164	1 123	673	AUSTRALIA	2 051	218	131
BULGARIA	3 211	1 007	607				
ALBANIA	383	428	269	273 STONE, SAND AND GRAVEL			
UKRAINE	1 385	227	136	IMPORTS	249 548 253	748 134	451 811
BELARUS	1 158	99	59	FRANCE	50 365 223	95 260	57 595
RUSSIA	19 460	6 965	4 219	BELGIUM LUX	4 131 372	17 209	10 430
AZERBAIJAN	302	291	171	NETHERLANDS	7 153 265	31 014	19 030
KAZAKHSTAN	1 082	289	172	ITALY	2 234 894	41 184	24 920
CROATIA	2 711	1 567	969	UNITD KINGDOM	14 867 930	23 031	13 964
MOROCCO	1 068	271	165	IRELAND	2 430 036	3 862	2 329
TUNISIA	13 169	1 494	903	DENMARK	15 624 238	29 283	17 729
EGYPT	1 847	589	345	GREECE	12 456	1 015	613
MAURITANIA	627	187	112	PORTUGAL	124 684	3 819	2 329
MALI	178	59	35	SPAIN	105 918	4 462	2 703
BURKINA FASO	244	59	36	EU	97 050 016	250 139	151 642
GUIN BISSAU	617	162	100	ICELAND	1 176	50	31
GUINEA	4 127	1 274	767	NORWAY	37 842 099	135 049	81 119
SIERRA LEONE	2 626	650	392	SWEDEN	9 456 422	35 284	21 319
LIBERIA	401	97	59	FINLAND	2 132 925	10 275	6 258
GHANA	27 025	6 423	3 901	SWITZERLAND	155 730	6 474	3 896
TOGO	20 217	4 858	2 919	AUSTRIA	14 894 482	89 001	53 743
BENIN	22 928	6 223	3 766	TURKEY	96 173	3 278	1 983
NIGERIA	12 707	3 280	1 983	LATVIA	155 226	349	211
CAMEROON	3 939	1 080	652	LITHUANIA	2 341 660	4 021	2 434
EQUAT GUINEA	693	218	133	POLAND	60 616 340	103 459	62 320
GABON	1 194	458	277	CZECH REPUBL	22 665 771	39 611	23 846
CONGO	413	158	96	SLOVAKIA	162 216	281	168
ANGOLA	308	168	103	HUNGARY	13 561	336	206
DJIBOUTI	1 591	178	109	ROMANIA	6 370	109	65
KENYA	1 650	282	169	BULGARIA	22 557	383	230
TANZANIA	731	97	59	RUSSIA	605 342	1 133	683
SOUTH AFRICA	3 986	592	356	SLOVENIA	5 883	403	238
USA	12 639	3 137	1 886	CROATIA	2 819	171	103
CANADA	951	398	239	MACEDONIA	1 949	148	92
CHILE	56 756	12 005	7 275	MOROCCO	35 307	280	171
BOLIVIA	2 099	645	392	ZIMBABWE	6 381	306	184
URUGUAY	115	54	32	SOUTH AFRICA	245 300	9 241	5 624
CYPRUS	1 721	188	114	NAMIBIA	43 355	1 887	1 149
LEBANON	14 083	3 804	2 308	USA	81 596	16 572	10 011
SYRIA	414	125	77	CANADA	3 054	199	120
IRAQ	214	55	33	BRAZIL	196 111	10 567	6 394
JORDAN	23 219	5 194	3 153	ARGENTINA	1 309	105	64
SAUDI ARABIA	8 127	1 324	805	IRAN	2 388	137	82
KUWAIT	119	59	36	ISRAEL	359	80	48
ARAB EMIRAT	301	71	42	INDIA	638 720	26 905	16 237
YEMEN	672	75	45	MALAYSIA	551	78	47
AFGHANISTAN	3 840	404	245	PHILIPPINES	3 266	125	75
PAKISTAN	88 667	7 606	4 615	CHINA	9 058	456	274
INDIA	30 785	2 140	1 284	AUSTRALIA	28 181	852	512
SOUTH KOREA	181	69	41				
JAPAN	651	242	144				
HONG KONG	10 424	1 250	755				
AUSTRALIA	144	75	45				
UNITD COUNTR	34 188	2 680	1 619				

6 IMPORTS AND EXPORTS (SPECIAL TRADE) BY GROUPS OF THE SITC-REV. III AND BY COUNTRIES OF PRODUCTION AND CONSUMPTION 1993

GROUP COUNTRY	DT = 100 KG	1 000 DM	1 000 \$	GROUP COUNTRY	DT = 100 KG	1 000 DM	1 000 \$
EXPORTS	199 562 612	397 103	240 069	SOUTH AFRICA	2 903	708	423
FRANCE	7 500 642	15 435	9 316	MEXICO	690	120	74
BELGIUM LUX	24 153 467	53 292	32 295	BRAZIL	1 096 832	5 216	3 093
NETHERLANDS	135 508 836	199 735	120 843	PARAGUAY	4 750	192	112
ITALY	960 031	9 822	5 965	ARGENTINA	347	65	38
UNITD KINGDOM	2 046 888	4 767	2 881	SYRIA	1 040	62	37
IRELAND	12 415	245	146	ISRAEL	4 159	228	137
DENMARK	549 804	6 412	3 885	INDIA	1 736	532	325
GREECE	8 170	416	253	SRI LANKA	579	96	57
PORTUGAL	16 210	1 169	711	THAILAND	4 017	936	566
SPAIN	5 099	343	206	INDONESIA	2 877	620	373
EU	170 761 562	291 636	176 501	MALAYSIA	5 780	277	166
ICELAND	10 629	173	103	JAPAN	270	85	50
NORWAY	464 588	1 274	773	HONG KONG	9 809	574	350
SWEDEN	184 938	3 704	2 237	277 NATURAL ABRASIVES, NES			
FINLAND	54 026	1 258	760	IMPORTS	147 748	115 814	69 886
SWITZERLAND	20 368 599	45 404	27 360	FRANCE	431	3 629	2 181
AUSTRIA	5 925 051	24 470	14 737	BELGIUM LUX	228	1 927	1 165
TURKEY	24 409	301	178	NETHERLANDS	814	667	400
POLAND	334 878	4 242	2 556	ITALY	33 472	3 259	1 960
CZECH REPUB L	181 359	3 276	1 975	UNITD KINGDOM	14	2 758	1 659
SLOVAKIA	11 572	205	122	IRELAND	30	42 341	25 605
HUNGARY	317 625	4 279	2 586	DENMARK	700	139	84
ROMANIA	12 795	202	122	GREECE	9 170	279	164
BULGARIA	4 304	52	32	SPAIN	3 601	313	185
RUSSIA	17 279	472	281	EU	48 460	55 312	33 403
UZBEKISTAN	4 971	63	37	SWEDEN	240	54	33
SLOVENIA	80 417	898	541	SWITZERLAND	14	2 660	1 606
CROATIA	28 502	549	332	AUSTRIA	5 493	114	68
MACEDONIA	908	78	48	TURKEY	35 665	931	564
LIBYA	26 664	243	147	POLAND	7 273	190	115
EGYPT	10 565	338	199	CZECH REPUB L	458	60	36
NIGERIA	20 363	106	66	HUNGARY	3 093	383	231
CENT AFR REP	3 210	80	50	UKRAINE	8 177	532	320
SOUTH AFRICA	77 267	1 831	1 109	RUSSIA		354	216
USA	13 296	472	282	SLOVENIA	2 200	225	138
MEXICO	1 221	72	45	LIBERIA		90	56
COLOMBIA	4 795	63	38	GHANA		854	513
VENEZUELA	4 368	164	100	ZAIRE		1 244	761
URUGUAY	5 239	137	83	ZIMBABWE	6 003	210	126
IRAN	11 644	829	504	SOUTH AFRICA	515	1 736	1 053
ISRAEL	52 320	1 486	902	USA	18 231	47 531	28 625
SAUDI ARABIA	35 618	590	354	CANADA	3 278	556	331
BAHRAIN	1 121	59	35	INDIA	2 852	530	325
ARAB EMIRAT	6 096	122	70	CHINA	3 490	683	410
PAKISTAN	4 325	57	34	SOUTH KOREA	80	158	95
BANGLADESH	4 470	115	70	JAPAN	459	547	333
SRI LANKA	5 733	139	85	HONG KONG		223	139
THAILAND	33 991	869	520	AUSTRALIA	401	492	298
INDONESIA	36 314	769	463	EXPORTS	4 408 138	111 253	67 200
MALAYSIA	33 906	846	511	FRANCE	322	7 329	4 430
BRUNEI	832	56	33	BELGIUM LUX	10 158	20 784	12 544
SINGAPORE	16 473	543	330	NETHERLANDS	4 225 219	10 295	6 271
PHILIPPINES	26 040	673	405	ITALY	823	7 441	4 448
SOUTH KOREA	7 073	123	75	UNITD KINGDOM	145	3 504	2 117
JAPAN	13 255	445	267	IRELAND	76	5 955	3 613
TAIWAN	8 849	104	63	DENMARK	4 411	730	440
HONG KONG	7 770	286	173	GREECE	17	8 924	5 389
AUSTRALIA	17 101	488	282	PORTUGAL	365	3 344	2 032
NEW ZEALAND	13 637	98	60	SPAIN	637	1 768	1 066
UNITD COUNTR	200 756	1 516	915	EU	4 242 173	70 074	42 350
274 SULPHUR, UNRSTD. IRON PYRS				NORWAY	524	72	42
IMPORTS	1 446 221	11 583	7 051	SWEDEN	1 816	2 419	1 472
FRANCE	6 079	190	115	FINLAND	2 183	123	73
BELGIUM LUX	19 759	194	117	SWITZERLAND	124 531	6 273	3 802
NETHERLANDS	243 465	2 200	1 348	AUSTRIA	18 363	8 248	5 005
ITALY	19 353	1 147	696	TURKEY	72	2 488	1 505
UNITD KINGDOM	368	129	76	POLAND	6 604	719	430
DENMARK	42 231	319	190	HUNGARY	1 914	553	335
GREECE	69 705	114	70	UKRAINE		71	42
EU	401 115	4 306	2 620	RUSSIA	1 626	83	52
FINLAND	1 036 348	6 962	4 240	SOUTH AFRICA	58	1 507	910
POLAND	6 068	83	51	USA	771	6 099	3 674
JAPAN	212	58	35	BRAZIL	99	1 777	1 066
EXPORTS	7 905 735	64 122	38 800	IRAN		583	345
FRANCE	847 582	7 433	4 516	ISRAEL	1 585	620	379
BELGIUM LUX	1 185 482	7 828	4 771	INDIA	47	2 523	1 527
NETHERLANDS	1 531 711	11 003	6 666	THAILAND	309	177	105
ITALY	129 073	1 235	748	SINGAPORE		104	61
UNITD KINGDOM	192 220	2 424	1 467	CHINA	16	189	113
IRELAND	938	59	37	SOUTH KOREA	166	4 166	2 491
DENMARK	286 525	3 063	1 859	JAPAN	16	483	289
SPAIN	101 016	444	271	TAIWAN	1	1 392	827
EU	4 274 648	33 543	20 366	HONG KONG		251	153
SWEDEN	95 092	927	555	278 OTHER CRUDE MINERALS			
FINLAND	105 428	713	429	IMPORTS	69 996 395	1 049 338	635 224
SWITZERLAND	219 395	2 810	1 695	FRANCE	9 366 562	104 853	63 502
AUSTRIA	368 378	3 363	2 045	BELGIUM LUX	6 369 918	61 165	37 091
TURKEY	1 090	205	122	NETHERLANDS	12 176 883	138 218	83 510
POLAND	298 982	1 041	628	ITALY	725 978	25 996	15 680
CZECH REPUB L	447 331	4 992	3 037	UNITD KINGDOM	6 147 774	94 506	57 225
SLOVAKIA	25 373	705	436	IRELAND	164 045	11 920	7 181
SLOVENIA	285 022	2 139	1 304	DENMARK	632 769	7 361	4 448
MOROCCO	624	52	30	GREECE	2 125 869	26 907	16 284
TUNISIA	635 750	2 799	1 665	PORTUGAL	41 910	756	454
LIBYA	750	267	163	SPAIN	1 682 171	29 977	18 216
SUDAN	1 000	79	48	EU	39 433 879	501 659	303 591
ETHIOPIA	705	90	53	ICELAND	7 435	415	252
KENYA	1 385	192	117				

6 IMPORTS AND EXPORTS (SPECIAL TRADE) BY GROUPS OF THE SITC-REV. III AND BY COUNTRIES OF PRODUCTION AND CONSUMPTION 1993

GROUP COUNTRY	DT = 100 KG	1 000 DM	1 000 \$	GROUP COUNTRY	DT = 100 KG	1 000 DM	1 000 \$
NORWAY	7 161 918	40 078	24 229	MALAWI	2 585	56	34
SWEDEN	98 599	1 545	932	SOUTH AFRICA	113 668	2 424	1 468
FINLAND	1 088 882	30 982	18 725	USA	868 173	4 094	2 480
SWITZERLAND	1 453 597	5 634	3 387	CANADA	39 653	356	215
AUSTRIA	2 987 144	57 356	34 787	MEXICO	65 002	857	514
TURKEY	509 484	21 024	12 750	GUATEMALA	7 807	121	71
ESTONIA	29 180	72	44	HONDURAS	6 399	236	140
LATVIA	1 706 001	3 884	2 342	EL SALVADOR	15 667	86	50
LITHUANIA	379	873	531	COSTA RICA	7 095	130	77
POLAND	1 635 564	6 939	4 169	PANAMA	16 338	378	233
CZECH REPUB.	2 912 246	29 672	17 892	DOMINIC REP	2 318	65	39
SLOVAKIA	917 236	20 280	12 219	GUADELOUPE	8 863	228	139
HUNGARY	234 168	3 795	2 267	MARTINIQUE	18 237	587	356
ROMANIA	6 153	245	150	NETH ANTILL	3 272	129	77
BULGARIA	36 178	707	430	COLOMBIA	20 702	239	142
UKRAINE	11 454	598	364	VENEZUELA	48 889	1 584	957
RUSSIA	45 157	1 772	1 068	SURINAME	4 602	75	47
KAZAKHSTAN	10 000	195	121	FRENCH GUIAN	4 525	130	80
SLOVENIA	29 807	346	206	ECUADOR	34 482	824	487
CROATIA	1 133	67	41	PERU	39 746	567	346
MOROCCO	210 997	2 062	1 229	BRAZIL	21 433	701	424
TUNISIA	21 641	247	144	CHILE	95 284	695	412
EGYPT	7 528	242	146	URUGUAY	36 686	120	72
BURUNDI	1 432	52	30	ARGENTINA	63 601	2 029	1 232
KENYA	199 377	3 279	1 967	CYPRUS	31 834	199	123
MADAGASCAR	22 335	3 676	2 230	LEBANON	31 654	546	329
ZIMBABWE	31 250	2 041	1 232	SYRIA	4 483	242	142
SOUTH AFRICA	1 524 241	59 233	35 949	IRAN	126 017	2 361	1 414
NAMIBIA	214 411	3 480	2 127	ISRAEL	116 224	1 863	1 011
USA	2 485 784	99 767	60 430	JORDAN	11 075	187	110
CANADA	71 939	7 207	4 325	SAUDI ARABIA	141 138	2 692	1 620
MEXICO	139 373	5 452	3 291	BAHRAIN	6 789	58	35
TRINIDAD TOB	100 387	3 571	2 144	ARAB EMIRAT	42 996	274	166
VENEZUELA	63 708	3 418	2 116	YEMEN	20 225	62	37
PERU	1 867	124	76	PAKISTAN	20 126	761	459
BRAZIL	723 572	22 519	13 665	INDIA	49 416	417	250
CYPRUS	132 254	1 445	872	BANGLADESH	28 531	118	73
ISRAEL	63 539	4 099	2 491	SRI LANKA	18 574	122	78
JORDAN	719	236	140	MYANMAR	15 591	96	57
ARAB EMIRAT	873	57	34	THAILAND	73 779	979	585
INDIA	84 712	4 220	2 564	VIETNAM	11 567	183	111
SRI LANKA	3 744	614	373	INDONESIA	424 051	7 619	4 615
THAILAND	92 702	4 705	2 835	MALAYSIA	823 348	11 069	6 664
INDONESIA	2 099	179	109	SINGAPORE	261 000	4 294	2 574
CHINA	2 244 502	46 050	27 832	PHILIPPINES	96 857	1 525	921
NORTH KOREA	885 398	18 237	11 226	CHINA	11 657	461	273
SOUTH KOREA	2 596	169	101	SOUTH KOREA	42 117	1 887	1 010
JAPAN	15 219	5 564	3 380	JAPAN	82 367	2 697	1 630
TAIWAN	59	57	34	TAIWAN	124 893	3 483	2 107
AUSTRALIA	330 292	18 803	11 373	HONG KONG	92 490	1 335	797
EXPORTS	96 765 808	763 939	462 129	AUSTRALIA	117 646	1 650	1 005
FRANCE	17 223 968	128 431	77 797	PAPUA NEW G	28 884	781	470
BELGIUM LUX	14 775 597	70 719	42 722	NEW ZEALAND	65 494	694	421
NETHERLANDS	15 953 359	71 973	43 530	N ZEAL OCEAN	5 801	128	76
ITALY	13 691 459	137 314	83 251	FIJI	26 495	726	438
UNITD KINGDOM	597 141	14 736	8 916	UNID COUNTR	1 346 928	6 388	3 917
IRELAND	293 940	3 030	1 828	281 IRON ORE, CONCENTRATES			
DENMARK	1 207 987	14 587	8 801	IMPORTS	355 047 166	1 687 497	1 018 646
GREECE	29 376	1 528	923	UNITD KINGDOM	3 481	91	54
PORTUGAL	67 010	4 744	2 865	EU	20 071	122	71
SPAIN	362 375	11 936	7 238	NORWAY	15 942 100	79 922	47 756
EU	64 202 212	458 998	277 871	SWEDEN	59 839 756	311 485	187 276
CANARY IS	5 818	71	43	RUSSIA	2 626 015	14 362	8 595
ICELAND	48 676	488	294	MAURITANIA	2 804 023	12 606	7 600
NORWAY	1 324 711	12 279	7 452	LIBERIA	3 364 384	1 167	716
SWEDEN	5 844 543	40 842	24 661	SOUTH AFRICA	3 315 105	11 029	6 608
FINLAND	2 110 699	20 475	12 349	CANADA	54 189 103	258 181	156 138
SWITZERLAND	4 041 201	34 397	20 767	VENEZUELA	730 890	3 396	1 980
AUSTRIA	8 415 624	64 121	38 853	BRAZIL	175 610 582	815 593	493 364
MALTA	10 359	167	99	CHILE	7 260 266	46 734	28 079
TURKEY	234 132	5 448	3 287	AUSTRALIA	32 343 531	132 846	80 429
LATVIA	33 333	77	46	EXPORTS	1 113 786	3 697	2 228
LITHUANIA	16 600	54	34	FRANCE	37 828	55	35
POLAND	836 753	9 769	5 911	BELGIUM LUX	562 875	1 435	863
CZECH REPUB.	1 889 611	14 575	8 757	NETHERLANDS	141 044	259	158
SLOVAKIA	381 264	1 675	1 004	UNITD KINGDOM	121 389	921	563
HUNGARY	239 013	4 674	2 821	EU	865 250	2 741	1 652
ROMANIA	146 802	3 313	1 989	SWITZERLAND	174 754	453	273
BULGARIA	16 619	587	355	AUSTRIA	50 115	227	137
UKRAINE	39 094	131	79	OMAN	765	75	45
BELARUS	3 399	64	38	282 FERROUS WASTE AND SCRAP			
RUSSIA	66 375	805	499	IMPORTS	9 101 939	256 940	155 077
KAZAKHSTAN	552	96	55	FRANCE	2 181 136	41 455	25 040
SLOVENIA	254 983	3 808	2 302	BELGIUM LUX	452 021	10 179	6 171
CROATIA	159 140	2 562	1 543	NETHERLANDS	1 808 017	42 901	26 113
SERB MONTNEG	670	59	35	ITALY	32 097	2 253	1 356
MACEDONIA	20 279	610	374	UNITD KINGDOM	82 495	3 291	1 984
MOROCCO	39 929	988	599	DENMARK	1 169 435	23 661	14 303
ALGERIA	10 161	283	174	GREECE	3 740	370	221
TUNISIA	13 216	368	219	SPAIN	12 623	1 832	1 104
LIBYA	170 120	3 058	1 843	EU	5 741 671	125 944	76 293
EGYPT	35 951	1 075	655	NORWAY	63 101	3 988	2 407
SUDAN	2 697	74	44	SWEDEN	104 928	12 080	7 328
SIERRA LEONE	7 061	117	70	FINLAND	5 961	622	382
LIBERIA	15 948	367	224	SWITZERLAND	93 792	7 332	4 432
COTE D IVOIRE	19 065	603	369	AUSTRIA	206 396	12 757	7 673
GHANA	11 021	61	37	TURKEY	26 087	2 773	1 667
NIGERIA	46 212	652	391	ESTONIA	29 203	1 883	1 142
GABON	33 946	867	524				
CONGO	58 834	1 542	929				
ETHIOPIA	4 650	59	36				
KENYA	6 873	111	65				
TANZANIA	3 226	81	50				
REUNION	22 470	601	362				

6 IMPORTS AND EXPORTS (SPECIAL TRADE) BY GROUPS OF THE SITC-REV. III AND BY COUNTRIES OF PRODUCTION AND CONSUMPTION 1993

GROUP COUNTRY	DT = 100 KG	1 000 DM	1 000 \$	GROUP COUNTRY	DT = 100 KG	1 000 DM	1 000 \$
LATVIA	63 631	1 470	871	AUSTRALIA	165 581	126 562	76 719
LITHUANIA	798 540	14 454	8 596	EXPORTS	130	152	94
POLAND	811 893	21 627	12 983	EU		2	1
CZECH REPUBL	438 426	12 872	7 720	SLOVENIA	113	131	80
SLOVAKIA	23 014	1 528	922	285 ALUMINIUM ORE,CONCTR.ETC			
HUNGARY	33 264	3 211	1 945	IMPORTS	28 062 614	361 514	219 123
ROMANIA	781	104	65	FRANCE	90 026	8 293	5 021
BULGARIA	21 070	1 602	981	NETHERLANDS	99 407	12 898	7 810
UKRAINE	14 926	1 275	782	ITALY	1 180 973	42 664	25 954
BELARUS	27 908	2 815	1 705	UNITD KINGDOM	27 214	1 535	954
RUSSIA	454 218	23 019	13 809	IRELAND	676 335	22 727	13 713
GEORGIA	202	58	36	DENMARK	109	87	51
SLOVENIA	2 697	541	328	GREECE	27 540	436	271
MACEDONIA	765	53	31	SPAIN	555 460	20 106	12 123
ALGERIA	24 131	654	400	EU	2 657 265	108 852	65 924
EGYPT	3 132	443	266	SWITZERLAND	629	347	212
SOUTH AFRICA	6 325	636	383	AUSTRIA	1 745	556	337
USA	82 872	2 046	1 239	POLAND	4 714	51	32
BRAZIL	3 271	346	209	CZECH REPUBL	2 602	184	112
ARGENTINA	1 007	127	76	SLOVAKIA	50 088	2 343	1 424
ISRAEL	3 699	337	204	HUNGARY	58 467	2 288	1 382
JAPAN	8 108	93	56	RUSSIA	1 299	114	68
EXPORTS	85 196 815	1 532 055	928 514	GUINEA	8 855 728	57 612	34 824
FRANCE	4 933 086	80 245	48 722	SIERRA LEONE	4 099 844	23 729	14 339
BELGIUM LUX	8 653 836	220 916	134 405	GHANA	525 765	3 599	2 199
NETHERLANDS	25 807 875	423 288	257 204	USA	20 922	5 972	3 617
ITALY	19 986 158	336 249	203 146	CANADA	7 431	1 211	736
UNITD KINGDOM	202 156	9 144	5 504	JAMAICA	1 311 186	34 929	21 187
IRELAND	113 512	1 791	1 086	GUYANA	402 830	7 593	4 543
DENMARK	538 736	4 645	2 820	SURINAME	399 659	15 992	9 646
GREECE	171 939	2 391	1 489	BRAZIL	434 232	3 265	1 986
SPAIN	1 480 621	27 861	16 873	CHINA	980 376	12 894	7 763
EU	61 888 259	1 106 557	671 266	JAPAN	2 596	1 567	944
NORWAY	1 587 176	22 209	13 509	AUSTRALIA	8 243 798	78 361	47 814
SWEDEN	1 305 432	72 907	44 276	EXPORTS	2 082 489	163 871	99 093
SWITZERLAND	2 443 249	40 101	24 309	FRANCE	160 312	11 120	6 734
AUSTRIA	794 362	14 889	9 027	BELGIUM LUX	48 349	6 586	3 954
TURKEY	4 741 950	84 004	50 973	NETHERLANDS	119 770	5 823	3 506
ESTONIA	99 923	1 690	1 048	ITALY	412 058	38 942	23 515
POLAND	291 988	4 541	2 684	UNITD KINGDOM	90 484	10 125	6 115
CZECH REPUBL	2 547 583	17 057	10 313	IRELAND	32	130	80
SLOVAKIA	46 624	329	201	DENMARK	11 419	737	441
HUNGARY	1 280	54	31	GREECE	1 515	237	145
SLOVENIA	5 150	134	83	PORTUGAL	4 859	545	331
CROATIA	3 767	125	77	SPAIN	89 009	8 756	5 264
NIGERIA	450	65	38	EU	937 807	83 001	50 085
USA	258 243	3 166	1 855	NORWAY	4 278	664	403
COLOMBIA	203 338	3 050	1 846	SWEDEN	12 623	875	528
BRAZIL	598 324	11 238	6 797	FINLAND	61 507	2 315	1 439
PAKISTAN	5 807	123	75	SWITZERLAND	10 454	1 508	911
INDIA	2 979	288	163	AUSTRIA	214 781	12 501	7 572
THAILAND	280 640	5 892	3 466	TURKEY	21 121	2 740	1 654
INDONESIA	1 590 491	27 363	16 742	POLAND	98 997	3 444	2 055
MALAYSIA	724 598	13 865	8 377	CZECH REPUBL	7 696	750	457
CHINA	74 169	2 196	1 318	SLOVAKIA	9 244	972	586
NORTH KOREA	256 925	3 854	2 400	HUNGARY	3 180	299	178
SOUTH KOREA	3 114 867	54 857	32 961	ROMANIA	6 486	1 054	634
JAPAN	857 607	17 761	10 432	BULGARIA	2 567	158	93
TAIWAN	1 246 695	20 182	12 086	BELARUS	49 814	1 252	775
HONG KONG	43 943	596	602	RUSSIA	481 998	13 454	8 169
UNITD COUNTR	176 106	2 337	1 411	SLOVENIA	4 437	676	411
283 COPPER ORES,CONCENTRATES				EGYPT	1 898	186	113
IMPORTS	5 141 686	444 677	269 397	SOUTH AFRICA	3 890	1 187	710
FRANCE	2 696	110	66	USA	75 219	19 910	12 081
PORTUGAL	936 760	40 029	23 844	CANADA	3 614	2 012	1 221
EU	939 511	40 155	23 920	MEXICO	6 825	375	226
NORWAY	85 909	4 821	2 866	COLOMBIA	1 430	211	127
SWEDEN	58 590	4 560	2 810	VENEZUELA	2 898	238	144
POLAND	154 998	8 515	5 166	SURINAME	88	158	97
BULGARIA	55 507	2 922	1 709	BRAZIL	6 734	1 503	912
RUSSIA	172	79	48	CHILE	1 080	87	52
KAZAKHSTAN	457	173	108	URUGUAY	621	50	32
MOROCCO	83 663	11 804	7 156	ARGENTINA	2 044	281	170
ZIMBABWE	1 000	171	100	IRAN	3 346	295	175
SOUTH AFRICA	2 966	1 640	981	ISRAEL	1 835	355	214
USA	361	173	105	SAUDI ARABIA	1 980	125	75
CUBA	55 112	1 165	686	KUWAIT	3 001	243	144
CHILE	1 549 570	147 762	88 929	PAKISTAN	863	115	69
CYPRUS	4 200	328	198	INDIA	5 521	790	478
INDONESIA	673 896	71 437	43 853	THAILAND	1 609	275	167
AUSTRALIA	256 748	18 701	11 197	INDONESIA	542	61	37
PAPUA NEW G	1 218 810	130 257	79 557	PHILIPPINES	364	78	47
EXPORTS	33 513	2 708	1 689	CHINA	47	229	135
NETHERLANDS	1 969	187	117	SOUTH KOREA	4 448	508	303
ITALY	1 212	162	95	JAPAN	12 236	7 673	4 657
EU	3 181	349	212	TAIWAN	810	210	124
SWEDEN	30 057	2 314	1 450	HONG KONG	559	242	146
284 NICKEL ORES,CONCTR,MATTE				AUSTRALIA	4 579	378	226
IMPORTS	172 370	132 571	80 364	UNITD COUNTR	4 578	114	71
UNITD KINGDOM	317	327	202	286 URANIUM,THORIUM ORES,ETC			
EU	356	366	226	EXPORTS	424	1	1
FINLAND	80	77	47				
BELARUS	735	680	412				
RUSSIA	3 476	3 079	1 876				
SOUTH AFRICA	140	130	80				
CANADA	2 001	1 674	1 002				

6 IMPORTS AND EXPORTS (SPECIAL TRADE) BY GROUPS OF THE SITC-REV. III AND BY COUNTRIES OF PRODUCTION AND CONSUMPTION 1993

GROUP COUNTRY	DT = 100 KG	1 000 DM	1 000 \$	GROUP COUNTRY	DT = 100 KG	1 000 DM	1 000 \$
287 ORE, CONCENTR. BASE METALS							
IMPORTS	15 323 017	496 320	299 636	POLAND	291 424	43 976	26 641
FRANCE	58 337	3 040	1 839	CZECH REPUBL	357 417	52 048	31 415
BELGIUM LUX	8 262	4 174	2 526	SLOVAKIA	20 284	2 738	1 651
NETHERLANDS	19 107	12 110	7 349	HUNGARY	122 785	21 918	13 227
UNITED KINGDOM	12 961	6 247	3 794	ROMANIA	4 387	1 423	842
IRELAND	729 232	15 030	9 101	BULGARIA	35 505	9 698	5 806
DENMARK	120	61	38	UKRAINE	13 316	3 359	2 039
GREECE	9 000	243	142	BELARUS	50 229	13 010	7 884
EU	837 139	40 922	24 799	MOLDOVA	38 593	8 396	5 047
NORWAY	1 892 302	21 127	12 795	RUSSIA	1 180 443	308 122	186 530
SWEDEN	890 901	24 575	14 875	GEORGIA	4 370	1 495	902
AUSTRIA	237 630	14 206	8 572	AZERBAIJAN	22 491	5 752	3 550
TURKEY	466 381	9 267	5 588	KAZAKHSTAN	8 220	2 121	1 284
ESTONIA	120	49	30	UZBEKISTAN	1 525	428	261
SLOVAKIA	8 469	99	60	TADJIKISTAN	17 179	3 858	2 321
UKRAINE	4 230	366	220	KYRGYZSTAN	10 527	2 556	1 550
BELARUS	539	258	158	SLOVENIA	18 971	2 748	1 648
KAZAKHSTAN	58 819	944	570	CROATIA	1 464	8 503	5 156
SLOVENIA	3 080	872	541	MACEDONIA	4 442	912	563
MOROCCO	12 100	1 112	680	MOROCCO	17 915	4 083	2 464
SIERRA LEONE	179 759	12 838	7 773	ALGERIA	7 206	1 722	1 050
NIGERIA	1 277	684	420	TUNISIA	1 429	373	225
GABON	154 050	3 119	1 870	EGYPT	1 149	287	174
ZAIRE	6 647	3 841	2 328	SUDAN	1 904	446	266
RWANDA	50	124	75	MALI	800	116	69
SOUTH AFRICA	2 507 898	43 129	26 107	GHANA	11 843	2 714	1 631
USA	805 536	45 993	27 704	TOGO	348	89	54
CANADA	3 569 064	145 159	87 656	NIGERIA	10 137	1 992	1 200
MEXICO	384 738	15 627	9 377	CAMEROON	367	86	52
HONDURAS	91 778	3 225	1 938	GABON	777	173	105
CUBA	12 445	325	204	ZAIRE	77	130	76
BARBADOS	9 965	407	238	ANGOLA	896	159	97
PERU	652 711	24 818	15 047	KENYA	1 108	239	141
BRAZIL	124 238	1 552	918	TANZANIA	855	237	147
CHILE	5 904	2 790	1 687	ZIMBABWE	11 458	5 449	3 331
BOLIVIA	61 940	2 585	1 507	SOUTH AFRICA	64 280	35 072	21 158
INDIA	148 935	2 272	1 375	USA	79 112	43 266	26 232
SRI LANKA	220 596	2 068	1 263	CANADA	1 650 475	81 274	49 285
PHILIPPINES	3 000	95	58	MEXICO	675	2 256	1 401
CHINA	2 391	800	479	NETH ANTILL	493	104	60
HONG KONG	252	126	74	VENEZUELA	575	139	82
AUSTRALIA	1 964 456	70 837	42 572	BRAZIL	1 303	317	191
EXPORTS	610 552	33 544	20 383	URUGUAY	113	941	555
FRANCE	56 460	1 966	1 203	ARGENTINA	590	233	142
BELGIUM LUX	4 983	369	226	CYPRUS	274	58	35
NETHERLANDS	19 313	1 809	1 083	ISRAEL	38 077	8 884	5 377
ITALY	12 118	934	565	JORDAN	4 134	818	496
UNITED KINGDOM	1 507	2 844	1 738	SAUDI ARABIA	12 248	2 857	1 727
DENMARK	3 632	130	79	ARAB EMIRAT	3 149	659	392
GREECE	940	51	30	YEMEN	969	190	116
PORTUGAL	745	58	37	INDIA	61	483	282
SPAIN	7 271	445	273	MALAYSIA	130	1 529	902
EU	106 974	8 608	5 235	SINGAPORE	1 253	3 028	1 892
SWEDEN	58 366	2 632	1 622	MONGOLIA	400	112	65
SWITZERLAND	1 705	117	69	SOUTH KOREA	385	93	55
AUSTRIA	25 432	1 416	860	JAPAN	4 564	3 174	1 915
ESTONIA	26 302	70	42	HONG KONG	538	399	240
POLAND	332 787	2 557	1 524	AUSTRALIA	67 973	5 228	3 187
CZECH REPUBL	16 715	813	494	EXPORTS	7 606 584	986 003	597 920
SLOVAKIA	4 442	157	96	FRANCE	887 552	86 464	52 584
HUNGARY	2 473	188	116	BELGIUM LUX	1 382 495	198 098	120 119
SLOVENIA	587	60	37	NETHERLANDS	1 253 441	148 763	90 165
CROATIA	1 770	102	62	ITALY	1 519 846	208 799	126 748
MOROCCO	810	58	34	UNITED KINGDOM	293 925	37 576	22 776
EGYPT	2 000	129	76	IRELAND	6 692	703	423
USA	3 399	13 376	8 137	DENMARK	98 082	10 385	6 288
IRAN	2 945	200	119	GREECE	1 077	222	132
PAKISTAN	6 795	474	285	PORTUGAL	438	49	31
INDIA	95	234	143	SPAIN	110 946	9 487	5 730
BANGLADESH	1 470	119	73	EU	5 554 494	700 546	424 996
INDONESIA	4 140	268	163	NORWAY	203 662	15 087	9 139
SINGAPORE	152	1 122	687	SWEDEN	537 065	57 012	34 483
JAPAN	1 850	364	222	FINLAND	52 797	3 793	2 281
UNITED COUNTRY	5 222	173	104	SWITZERLAND	75 064	13 716	8 327
				AUSTRIA	460 126	79 746	48 413
				MALTA	129	58	36
				TURKEY	5 438	901	543
				POLAND	3 808	387	236
				CZECH REPUBL	48 813	6 803	4 114
				SLOVAKIA	3 297	467	288
				HUNGARY	4 394	971	598
				UKRAINE	1 159	239	143
				RUSSIA	1 122	114	70
				SLOVENIA	18 268	3 595	2 183
				CROATIA	279	68	41
				SOUTH AFRICA	4 184	168	100
				NAMIBIA	14 560	222	134
				USA	78 466	21 719	13 125
				CANADA	2 144	753	457
				BRAZIL	1 251	583	362
				ISRAEL	731	224	138
				SAUDI ARABIA	205	200	122
				ARAB EMIRAT	361	54	32
				PAKISTAN	75 580	4 924	2 963
				INDIA	128 492	21 357	12 945
				SRI LANKA	608	77	48
				THAILAND	447	84	53
				MALAYSIA	562	89	53
				SINGAPORE	7 122	1 010	604
				PHILIPPINES	1 242	2 366	1 459
				CHINA	72 808	14 111	8 573
				SOUTH KOREA	40 330	10 632	6 454
				JAPAN	13 279	2 264	1 364
				TAIWAN	177 763	19 696	11 860
288 NON-FERROUS WASTE, SCRAP							
IMPORTS	9 001 342	1 584 504	959 043				
FRANCE	630 798	143 732	87 007				
BELGIUM LUX	326 659	54 304	32 729				
NETHERLANDS	886 674	121 056	73 166				
ITALY	477 083	80 245	48 776				
UNITED KINGDOM	390 971	77 911	47 038				
IRELAND	4 002	3 015	1 809				
DENMARK	210 564	41 479	25 159				
GREECE	23 573	3 722	2 283				
PORTUGAL	13 388	1 709	1 029				
SPAIN	154 513	34 702	21 018				
EU	3 118 225	561 875	340 014				
ICELAND	4 466	320	195				
NORWAY	196 110	22 833	13 824				
SWEDEN	82 758	20 655	12 468				
FINLAND	33 938	9 460	5 696				
SWITZERLAND	442 704	76 495	46 138				
AUSTRIA	395 139	51 111	30 904				
MALTA	713	196	116				
TURKEY	2 952	798	475				
ESTONIA	136 689	35 591	21 509				
LATVIA	197 008	47 076	28 747				
LITHUANIA	184 615	55 322	33 492				

6 IMPORTS AND EXPORTS (SPECIAL TRADE) BY GROUPS OF THE SITC-REV. III AND BY COUNTRIES OF PRODUCTION AND CONSUMPTION 1993

GROUP COUNTRY	DT = 100 KG	1 000 DM	1 000 \$	GROUP COUNTRY	DT = 100 KG	1 000 DM	1 000 \$
HONG KONG	13 229	1 540	922	HUNGARY	50 745	53 554	32 293
UNID COUNTR	1 884	256	154	ROMANIA	6 411	1 679	1 013
289 PREC.METAL ORES,CONCTRTS				BULGARIA	530	249	150
IMPORTS	38 979	754 818	455 500	UKRAINE	15 489	1 304	782
FRANCE	311	12 549	7 473	BELARUS	4 524	407	247
BELGIUM LUX	793	13 128	7 928	RUSSIA	19 040	5 280	3 192
NETHERLANDS	1 541	17 383	10 439	KAZAKHSTAN	1 135	924	561
ITALY	20	1 549	917	CROATIA	5 322	722	432
UNTD KINGDOM	441	7 128	4 306	MACEDONIA	179	347	211
IRELAND	25	290	174	MOROCCO	178	202	122
DENMARK	152	5 785	3 467	TUNISIA	43	548	327
SPAIN	490	2 915	1 772	LIBYA	90	378	223
EU	3 775	60 795	36 516	EGYPT	10 772	6 147	3 716
ICELAND		409	243	DJIBOUTI		54	31
NORWAY	156	2 286	1 404	TANZANIA	1 022	149	91
SWEDEN	18 269	22 118	13 363	ZIMBABWE	16	122	75
FINLAND	75	1 539	916	SOUTH AFRICA	623	1 065	644
SWITZERLAND	625	12 436	7 436	NAMIBIA	69	175	105
AUSTRIA	1 300	19 982	12 068	USA	434 585	59 461	35 932
ESTONIA	144	4 483	2 688	CANADA	23 948	11 374	6 851
LATVIA	71	1 940	1 176	MEXICO	193	96	55
LITHUANIA	10	374	221	COSTA RICA	6 958	521	316
POLAND	440	3 531	2 136	COLOMBIA	469	586	352
CZECH REPUB	276	6 792	4 189	VENEZUELA	1 080	70	43
SLOVAKIA	37	79	47	PERU	1 036	1 407	842
HUNGARY	2	2 704	1 606	BRAZIL	262 752	27 618	16 716
BULGARIA	318	4 021	2 433	CHILE	38 382	3 882	2 361
ALBANIA	13	253	154	BOLIVIA	52	76	48
BELARUS	219	500	292	PARAGUAY	4 482	359	217
RUSSIA	880	24 071	14 603	URUGUAY	47 404	6 858	4 165
SLOVENIA	8	2 362	1 431	ARGENTINA	60 361	5 824	3 529
CROATIA		553	322	LEBANON	991	5 567	3 366
MACEDONIA		70	41	SYRIA	3 832	21 236	12 864
TUNISIA	1	1 790	1 044	IRAN	11 399	49 777	30 023
EGYPT	6	9 456	5 795	ISRAEL	637	844	507
MAURITIUS	3	313	195	JORDAN	13	67	42
ZAMBIA		207	121	SAUDI ARABIA	122	708	428
ZIMBABWE	1	4 130	2 426	KUWAIT	633	1 396	860
SOUTH AFRICA	201	133 287	80 644	QATAR	545	73	45
USA	8 869	198 801	120 333	ARAB EMIRAT	40	278	170
CANADA	376	16 333	9 872	AFGHANISTAN	886	2 806	1 679
MEXICO	4	1 137	681	PAKISTAN	1 647	7 634	4 622
BRAZIL	111	1 877	1 143	INDIA	42 023	3 965	2 404
CHILE	1 481	119 522	71 736	BANGLADESH	607	801	488
BOLIVIA	199	41 511	25 134	SRI LANKA	314	86	52
IRAN		652	380	THAILAND	1 418	946	573
SAUDI ARABIA	276	5 536	3 345	VIETNAM	3 569	1 275	768
KUWAIT		116	71	INDONESIA	80	153	91
ARAB EMIRAT	3	95	56	PHILIPPINES	3 353	1 536	930
PAKISTAN	1	2 553	1 504	MONGOLIA	2 151	4 035	2 420
MALAYSIA		790	474	CHINA	269 883	176 860	106 517
SINGAPORE	57	2 245	1 374	NORTH KOREA	347	260	158
PHILIPPINES	176	17 516	10 554	SOUTH KOREA	25	137	86
SOUTH KOREA		1 917	1 149	JAPAN	198	530	315
JAPAN	123	5 487	3 303	TAIWAN	15 815	23 089	13 950
TAIWAN		101	62	HONG KONG	2 094	1 269	767
HONG KONG		461	273	MACAO	10	58	36
AUSTRALIA	398	17 378	10 366	AUSTRALIA	18 485	17 068	10 332
EXPORTS	15 800	43 873	26 564	PAPUA NEW G		69	42
FRANCE	485	493	299	NEW ZEALAND	41 463	32 492	19 681
BELGIUM LUX	1 880	6 995	4 235	EXPORTS	3 052 726	384 471	232 111
NETHERLANDS	205	1 111	674	FRANCE	1 495 732	61 106	37 019
ITALY	74	174	103	BELGIUM LUX	454 730	17 477	10 519
UNTD KINGDOM	12 262	26 334	15 938	NETHERLANDS	393 915	29 791	18 032
EU	14 886	35 109	21 250	ITALY	83 501	22 583	13 668
ICELAND		62	36	UNTD KINGDOM	16 981	6 839	4 129
NORWAY	5	1 825	1 125	IRELAND	688	167	102
SWEDEN	8	562	342	DENMARK	54 686	15 676	9 443
SWITZERLAND	541	2 426	1 468	GREECE	3 458	1 412	856
AUSTRIA	9	1 624	956	PORTUGAL	6 275	3 655	2 215
RUSSIA		54	32	SPAIN	19 014	9 632	5 832
USA	347	2 197	1 347	EU	2 528 980	168 338	101 815
291 CRUDE ANIMAL MATERLS,NES				CANARY IS	61	59	36
IMPORTS	4 102 200	861 711	520 408	NORWAY	5 938	5 962	3 594
FRANCE	98 940	30 015	18 133	SWEDEN	148 887	13 817	8 344
BELGIUM LUX	45 571	11 348	6 848	FINLAND	1 478	2 924	1 752
NETHERLANDS	1 494 268	78 016	47 225	SWITZERLAND	47 906	23 894	14 457
ITALY	164 439	5 490	3 326	AUSTRIA	136 092	40 510	24 506
UNTD KINGDOM	111 293	26 934	16 232	TURKEY	4 559	3 080	1 852
IRELAND	15 254	5 290	3 200	ESTONIA	380	119	70
DENMARK	222 746	34 772	21 040	LATVIA	87	53	30
GREECE	760	2 360	1 428	LITHUANIA	1 330	711	424
PORTUGAL	6 011	5 097	3 097	POLAND	53 265	22 143	13 303
SPAIN	18 902	4 261	2 574	CZECH REPUB	18 439	7 372	4 432
EU	2 178 184	203 583	123 103	SLOVAKIA	1 117	1 091	657
ICELAND	901	896	537	HUNGARY	18 681	8 958	5 401
NORWAY	2 705	336	200	ROMANIA	991	266	158
SWEDEN	14 716	1 096	522	BULGARIA	2 679	1 385	839
FINLAND	5 273	864	544	BELARUS	115	59	34
SWITZERLAND	44 740	5 685	3 436	RUSSIA	1 385	806	481
AUSTRIA	197 042	6 917	4 184	SLOVENIA	2 341	3 436	2 091
TURKEY	16 543	46 384	27 995	CROATIA	8 972	10 106	6 070
ESTONIA	4 174	433	261	MACEDONIA	105	66	40
LATVIA	6 062	896	544	TUNISIA		62	39
LITHUANIA	17 916	1 538	936	EGYPT	1 091	2 148	1 297
POLAND	121 079	38 487	23 258	KENYA	110	65	40
CZECH REPUB	66 583	6 912	4 173	SOUTH AFRICA	10 404	8 291	4 990
SLOVAKIA	1 535	191	115	NAMIBIA	632	887	537
				USA	13 849	11 021	6 658
				CANADA	139	249	152
				MEXICO	8	89	56
				COLOMBIA	63	128	77
				PERU	747	1 547	936
				BRAZIL	14 758	7 403	4 478

6 IMPORTS AND EXPORTS (SPECIAL TRADE) BY GROUPS OF THE SITC-REV. III AND BY COUNTRIES OF PRODUCTION AND CONSUMPTION 1993

GROUP COUNTRY	DT = 100 KG	1 000 DM	1 000 \$	GROUP COUNTRY	DT = 100 KG	1 000 DM	1 000 \$
CHILE	460	326	198	CHILE	26 430	9 520	5 765
URUGUAY	594	152	92	PARAGUAY	443	93	56
LEBANON	20	58	34	URUGUAY	680	484	296
SYRIA	94	218	134	ARGENTINA	14 798	6 616	4 023
IRAN	37	102	62	CYPRUS	150	138	83
ISRAEL	333	392	237	IRAN	11 343	5 478	3 290
ARAB EMIRAT	47	133	79	ISRAEL	60 193	47 982	29 188
INDIA	745	1 303	807	YEMEN	231	109	66
SRI LANKA	876	299	180	PAKISTAN	31 829	3 522	2 117
THAILAND	64	211	125	INDIA	183 354	32 900	19 906
MALAYSIA	39	187	113	SRI LANKA	9 437	3 361	2 038
CHINA	10 058	6 144	3 689	THAILAND	18 767	9 716	5 896
SOUTH KOREA	1 575	3 254	1 961	VIETNAM	1 293	301	179
JAPAN	2 019	7 107	4 278	INDONESIA	32 227	5 245	3 176
TAIWAN	5 512	11 323	6 767	MALAYSIA	4 163	867	522
HONG KONG	1 753	5 119	3 057	SINGAPORE	7 549	8 856	5 355
AUSTRALIA	119	65	39	PHILIPPINES	10 690	5 048	3 058
UNID COUNTR	1 236	475	285	CHINA	60 756	18 379	11 176
292 CRUDE VEG.MATERIALS, NES				NORTH KOREA	105	279	166
IMPORTS	6 800 960	3 272 277	1 982 502	SOUTH KOREA	1 933	3 354	2 037
FRANCE	254 921	104 104	63 128	JAPAN	1 311	7 743	4 658
BELGIUM LUX	97 591	41 126	24 745	TAIWAN	2 645	1 577	950
NETHERLANDS	3 178 355	1 954 761	1 184 440	HONG KONG	3 029	2 272	1 371
ITALY	351 864	196 187	118 939	AUSTRALIA	780 808	28 046	17 020
UNITED KINGDOM	17 590	9 896	5 996	NEW ZEALAND	11 339	6 168	3 731
IRELAND	2 098	20 626	12 557	FIJI	1 198	1 005	606
DENMARK	475 704	195 282	118 119	VANUATU	100	103	63
GREECE	9 893	3 766	2 279	UNID COUNTR	132	104	62
PORTUGAL	2 219	4 421	2 668	EXPORTS	1 217 784	982 221	595 377
SPAIN	50 940	30 029	18 266	FRANCE	149 886	107 798	65 596
EU	4 441 175	2 560 198	1 551 137	BELGIUM LUX	52 937	36 057	21 876
CANARY IS	10 981	21 122	12 786	NETHERLANDS	208 832	113 353	68 649
ICELAND	2 920	446	267	ITALY	79 768	75 269	45 613
NORWAY	2 404	589	358	UNITED KINGDOM	66 831	37 700	22 804
SWEDEN	8 722	5 656	3 437	IRELAND	6 198	2 623	1 582
FINLAND	3 529	2 738	1 643	DENMARK	59 206	37 605	22 846
SWITZERLAND	17 040	23 430	14 160	GREECE	2 052	1 926	1 168
AUSTRIA	44 717	23 224	14 054	PORTUGAL	4 423	6 229	3 766
TURKEY	34 254	7 489	4 539	SPAIN	22 498	31 742	19 328
ESTONIA	1 300	73	44	EU	652 631	450 302	273 228
LATVIA	638	161	97	CANARY IS	589	616	366
LITHUANIA	1 273	209	127	ICELAND	477	525	319
POLAND	183 500	27 516	16 721	NORWAY	18 317	8 752	5 298
CZECH REPUBL	43 543	6 940	4 215	SWEDEN	46 519	22 548	13 700
SLOVAKIA	398	205	128	FINLAND	22 239	18 072	10 999
HUNGARY	130 458	19 815	11 974	SWITZERLAND	160 385	110 967	67 377
ROMANIA	27 190	4 380	2 627	AUSTRIA	132 875	99 137	60 126
BULGARIA	26 769	7 720	4 629	FAEROE IS	66	115	69
ALBANIA	14 928	4 116	2 491	TURKEY	2 206	11 677	7 082
UKRAINE	2 085	717	424	ESTONIA	805	1 213	732
MOLDOVA	1 883	307	189	LATVIA	207	376	229
RUSSIA	7 046	2 887	1 723	LITHUANIA	558	1 228	750
GEORGIA	144	977	576	POLAND	23 816	20 741	12 583
SLOVENIA	5 797	2 878	1 727	CZECH REPUBL	10 335	15 277	9 252
CROATIA	3 392	717	433	SLOVAKIA	1 673	3 172	1 925
MACEDONIA	4 066	1 022	620	HUNGARY	9 890	19 104	11 449
MOROCCO	11 659	9 330	5 641	ROMANIA	680	2 074	1 261
TUNISIA	1 831	207	129	BULGARIA	1 028	932	560
EGYPT	16 871	5 134	3 120	UKRAINE	2 526	12 756	7 697
SUDAN	35 355	7 448	4 533	BELARUS	643	2 415	1 514
NIGER	1 090	629	381	MOLDOVA	153	778	473
CHAD	6 887	3 895	2 336	RUSSIA	3 019	7 501	4 637
SENEGAL	438	310	186	KAZAKHSTAN	317	395	242
SIERRA LEONE	1 078	138	84	KYRGYZSTAN	23	1 382	819
CTE D IVOIRE	3 879	1 864	1 127	SLOVENIA	4 313	2 815	1 693
GHANA	107	110	67	CROATIA	1 866	2 049	1 237
TOGO	121	389	236	BOS HERZEGOV	102	58	36
NIGERIA	13 084	5 804	3 533	MACEDONIA	261	472	279
CAMEROON	767	293	174	MOROCCO	3 774	3 893	2 315
CENT AFR REP	660	571	344	TUNISIA	539	1 566	927
ZAIRE	8 800	10 036	6 065	LIBYA	152	160	98
RWANDA	1 260	324	199	EGYPT	1 114	1 467	891
ETHIOPIA	1 004	440	264	BURKINA FASO	78	144	88
DJIBOUTI	133	87	54	SENEGAL	20	120	70
SOMALIA	195	117	71	LIBERIA	25	52	30
KENYA	48 805	29 373	17 758	CTE D IVOIRE	178	363	219
TANZANIA	3 084	1 057	645	GHANA	368	434	259
MADAGASCAR	1 331	525	318	BENIN	35	191	111
MAURITIUS	104	177	108	NIGERIA	868	1 919	1 154
ZIMBABWE	2 757	3 251	1 961	CAMEROON	313	1 362	845
MALAWI	175	51	31	CENT AFR REP	35	103	62
SOUTH AFRICA	34 731	19 970	12 071	GABON	112	361	217
NAMIBIA	408	331	201	CONGO	106	410	251
SWAZILAND	777	51	30	ZAIRE	148	522	317
USA	138 735	110 169	66 885	RWANDA	134	464	283
CANADA	9 154	4 526	2 749	BURUNDI	183	480	294
MEXICO	10 593	8 326	5 064	ETHIOPIA	332	495	301
GUATEMALA	14 830	9 868	5 993	KENYA	456	1 950	1 178
HONDURAS	880	647	393	MOZAMBIQUE	24	68	42
EL SALVADOR	260	336	204	MADAGASCAR	48	187	112
COSTA RICA	60 957	41 058	24 907	REUNION	21	117	68
PANAMA	5 966	3 963	2 400	MAURITIUS	83	262	154
HAITI	730	337	205	ZAMBIA	123	412	244
DOMINIC REP	273	76	46	ZIMBABWE	350	1 168	700
JAMAICA	1 099	667	402	SOUTH AFRICA	6 470	11 851	7 114
ST LUCIA	490	76	46	NAMIBIA	254	1 030	637
BARBADOS	137	142	88	USA	35 616	54 499	32 921
TRINIDAD TOB	59	61	36	CANADA	5 554	6 121	3 711
COLOMBIA	37 076	33 181	20 057	MEXICO	3 626	3 510	2 121
VENEZUELA	346	340	204	GUATEMALA	553	563	342
ECUADOR	7 109	7 750	4 675	EL SALVADOR	115	116	67
PERU	3 127	2 784	1 689	NICARAGUA	29	52	31
BRAZIL	12 966	10 767	6 520	COSTA RICA	135	129	77
				PANAMA	35	81	48

6 IMPORTS AND EXPORTS (SPECIAL TRADE) BY GROUPS OF THE SITC-REV. III AND BY COUNTRIES OF PRODUCTION AND CONSUMPTION 1993

GROUP COUNTRY	DT = 100 KG	1 000 DM	1 000 \$	GROUP COUNTRY	DT = 100 KG	1 000 DM	1 000 \$
CUBA	40	91	55	AUSTRIA	31 089	625	377
HAITI	26	85	53	ESTONIA	10 068	101	58
DOMINIC REP	223	338	202	LATVIA	338 999	2 636	1 596
COLOMBIA	2 007	3 091	1 864	LITHUANIA	130 284	1 430	863
VENEZUELA	1 833	4 632	2 814	POLAND	9 090 620	43 407	26 281
ECUADOR	316	577	354	CZECH REPUBL	23 875 920	107 565	64 985
PERU	475	1 274	755	BELARUS	30 791	272	162
BRAZIL	6 407	8 391	5 072	RUSSIA	23 990	232	140
CHILE	1 646	3 034	1 828	DJIBOUTI	25 059	129	76
BOLIVIA	102	211	124	SOUTH AFRICA	50 322	260	157
PARAGUAY	292	168	100	VIETNAM	51 877	1 054	636
URUGUAY	333	291	172	AUSTRALIA	684 956	8 101	4 809
ARGENTINA	6 796	4 338	2 618	EXPORTS	31 286 392	425 698	258 035
CYPRUS	88	95	58	FRANCE	3 871 350	89 814	54 438
LEBANON	154	159	96	BELGIUM LUX	3 822 836	52 364	31 560
SYRIA	370	405	252	NETHERLANDS	13 146 976	68 599	41 616
IRAN	813	364	215	ITALY	2 131 004	47 577	28 923
ISRAEL	2 645	2 699	1 634	UNITD KINGDOM	1 349 899	33 219	20 106
JORDAN	57	113	70	IRELAND	437 381	6 403	3 868
SAUDI ARABIA	186	186	109	DENMARK	158 436	3 048	1 847
KUWAIT	44	53	34	GREECE	93 144	1 819	1 090
ARAB EMIRAT	90	117	67	PORTUGAL	53 456	1 442	874
PAKISTAN	1 096	813	486	SPAIN	592 466	14 492	8 804
INDIA	541	897	542	EU	25 656 948	318 777	193 126
BANGLADESH	71	72	45	CANARY IS	5 240	176	106
SRI LANKA	268	288	175	NORWAY	5 863	348	213
NEPAL	16	97	57	SWEDEN	13 094	1 250	755
THAILAND	876	853	523	SWITZERLAND	1 570 776	25 567	15 518
LAOS	12	80	48	AUSTRIA	2 838 632	54 288	33 043
VIETNAM	308	849	517	TURKEY	61 448	1 824	1 080
INDONESIA	2 875	1 944	1 171	POLAND	10 791	135	83
MALAYSIA	251	262	159	HUNGARY	64 139	697	429
SINGAPORE	574	662	399	SLOVENIA	5 044	165	101
PHILIPPINES	1 728	1 111	669	CROATIA	19 214	395	239
CHINA	3 337	1 468	883	MOROCCO	174 458	3 730	2 243
SOUTH KOREA	2 413	4 325	2 621	EGYPT	22 432	461	282
JAPAN	6 902	13 134	7 944	REUNION	16 744	349	211
TAIWAN	1 166	766	462	SOUTH AFRICA	17 957	252	154
HONG KONG	2 128	1 774	1 085	USA	3 429	81	49
AUSTRALIA	3 236	4 230	2 569	GUADELOUPE	7 635	132	78
NEW ZEALAND	622	789	477	MARTINIQUE	4 727	105	64
UNID COUNTR	3 456	2 327	1 404	CYPRUS	39 698	786	477
321 COAL, NOT AGGLOMERATED				LEBANON	13 111	282	171
IMPORTS	130 524 744	990 368	598 989	SYRIA	5 744	152	90
FRANCE	2 541 717	50 310	30 278	ISRAEL	65 530	2 087	1 267
BELGIUM LUX	2 149 115	36 718	22 126	JORDAN	33 121	600	362
NETHERLANDS	782 438	7 417	4 488	SAUDI ARABIA	137 094	4 435	2 683
UNITD KINGDOM	1 259 366	8 819	5 252	KUWAIT	19 993	462	279
DENMARK	3 325	55	32	BAHRAIN	15 079	244	146
EU	6 736 104	103 338	62 188	QATAR	5 009	71	43
NORWAY	772 236	10 932	6 575	ARAB EMIRAT	48 825	957	582
SWITZERLAND	9 118	129	80	OMAN	17 983	323	196
AUSTRIA	10 657	134	83	MALAYSIA	4 630	117	72
POLAND	32 456 410	226 179	136 368	SOUTH KOREA	70 165	1 338	803
CZECH REPUBL	5 343 580	44 637	26 886	JAPAN	184 938	2 607	1 576
UKRAINE	40 221	762	459	TAIWAN	35 505	842	511
RUSSIA	1 845 550	11 283	6 827	HONG KONG	10 576	221	133
KAZAKHSTAN	528 936	4 817	2 910	AUSTRALIA	54 340	961	581
SOUTH AFRICA	46 242 885	290 049	175 732	UNID COUNTR	16 154	228	139
USA	8 929 850	80 192	48 627	325 COKE, SEMI-COKE, RET. CARBN			
CANADA	338 956	3 681	2 264	IMPORTS	20 765 090	318 242	191 038
COLOMBIA	7 488 011	49 282	30 112	FRANCE	1 307 953	30 554	18 371
VENEZUELA	1 799 241	12 338	7 523	BELGIUM LUX	1 579 454	32 574	19 699
VIETNAM	68 689	1 901	1 135	NETHERLANDS	925 000	15 314	9 227
INDONESIA	2 531 075	16 853	10 192	ITALY	119 960	3 454	2 114
CHINA	66 140	1 090	662	UNITD KINGDOM	14 852	605	367
AUSTRALIA	15 317 065	132 762	80 361	DENMARK	12 849	363	219
EXPORTS	9 700 108	271 745	164 379	SPAIN	37 985	1 157	695
FRANCE	1 975 531	64 359	39 012	EU	3 998 268	84 034	50 700
BELGIUM LUX	5 303 593	150 809	91 163	POLAND	8 049 618	109 661	65 627
NETHERLANDS	519 046	10 876	6 557	CZECH REPUBL	2 815 655	38 261	22 942
ITALY	67 533	1 667	997	SLOVAKIA	79 589	1 335	808
UNITD KINGDOM	1 395 147	31 602	19 082	HUNGARY	198 363	4 244	2 550
DENMARK	2 926	107	67	RUSSIA	660 195	7 431	4 463
SPAIN	30 269	793	467	EGYPT	370 045	6 153	3 660
EU	9 294 069	260 216	157 345	USA	88 728	975	576
NORWAY	72 689	1 369	820	COLOMBIA	356 433	1 863	1 097
SWITZERLAND	73 252	2 511	1 520	CHINA	3 369 589	53 579	32 184
AUSTRIA	40 237	1 303	791	JAPAN	363 424	4 741	2 902
TURKEY	760	60	37	AUSTRALIA	412 161	5 924	3 505
POLAND	21 106	676	419	EXPORTS	6 518 125	172 850	104 808
CZECH REPUBL	3 172	134	81	FRANCE	79 146	2 628	1 590
HUNGARY	1 420	70	43	BELGIUM LUX	4 543 024	122 820	74 488
ROMANIA	21 000	494	299	NETHERLANDS	416 389	7 599	4 599
SLOVENIA	1 879	70	41	ITALY	229 593	8 473	5 147
SAUDI ARABIA	168 003	4 665	2 874	DENMARK	24 978	883	537
INDONESIA	600	73	45	GREECE	5 000	202	123
322 BRIQUETTES, LIGNITE, PEAT				PORTUGAL	2 567	139	85
IMPORTS	35 543 264	185 906	112 243	SPAIN	2 265	141	85
FRANCE	531 194	11 804	7 062	EU	5 303 002	142 888	86 656
BELGIUM LUX	15 240	278	168	NORWAY	452 274	7 403	4 507
NETHERLANDS	596 287	6 989	4 248	SWEDEN	57 995	1 504	907
UNITD KINGDOM	1 613	59	36	FINLAND	48 384	962	592
DENMARK	3 623	112	68	SWITZERLAND	147 969	5 353	3 233
EU	1 150 301	19 283	11 608	AUSTRIA	493 527	14 085	8 516
SWEDEN	23 639	446	270	BRAZIL	10 000	395	241
FINLAND	3 081	111	69				
SWITZERLAND	18 500	150	95				

6 IMPORTS AND EXPORTS (SPECIAL TRADE) BY GROUPS OF THE SITC-REV. III AND BY COUNTRIES OF PRODUCTION AND CONSUMPTION 1993

GROUP COUNTRY	DT = 100 KG	1 000 DM	1 000 \$	GROUP COUNTRY	DT = 100 KG	1 000 DM	1 000 \$
333 PETROLEUM OILS, CRUDE							
IMPORTS	999 977 425	20 938 275	12 673 848	NORWAY	3 337 310	67 802	40 410
NETHERLANDS	77 833 803	1 704 238	1 033 021	SWEDEN	6 226 666	181 534	108 430
ITALY	1 274 590	12 393	7 512	FINLAND	29 794	5 237	3 154
UNITED KINGDOM	105 792 544	2 313 936	1 398 265	SWITZERLAND	24 223 528	791 138	478 942
EU	184 900 937	4 030 567	2 438 798	AUSTRIA	11 123 085	331 388	200 646
NORWAY	157 540 395	3 481 843	2 108 964	MALTA		283	55
UKRAINE	1 468 250	27 929	17 139	TURKEY	42 139	6 631	4 006
RUSSIA	169 605 742	3 171 781	1 921 238	ESTONIA	4 727	962	582
KAZAKHSTAN	580 222	11 059	6 449	LATVIA	2 610	525	316
ALGERIA	80 736 951	1 945 111	1 178 027	LITHUANIA	23 333	2 659	1 591
TUNISIA	1 112 940	22 514	13 481	POLAND	1 958 221	84 697	51 199
LIBYA	113 361 549	2 529 661	1 532 958	CZECH REPUBL	1 707 482	68 540	41 283
NIGERIA	59 674 521	1 377 817	831 212	SLOVAKIA	294 538	13 169	7 992
CAMEROON	1 165 740	22 193	13 077	HUNGARY	95 327	11 516	6 980
CONGO	1 322 040	26 051	16 132	ROMANIA	35 588	11 349	6 895
ANGOLA	7 001 816	153 333	92 224	BULGARIA	17 394	4 690	2 762
MEXICO	2 215 312	27 778	16 903	UKRAINE	31 995	6 369	3 853
VENEZUELA	53 876 222	903 504	545 545	BELARUS	5 867	1 236	749
SYRIA	54 793 955	1 081 023	655 498	RUSSIA	20 257	5 068	3 053
IRAN	21 701 743	399 070	241 871	GEORGIA		78	48
SAUDI ARABIA	82 585 201	1 570 967	949 475	KAZAKHSTAN	3 112	782	476
YEMEN	5 899 677	144 231	87 719	TURKMENISTAN	3 515	651	385
INDIA	434 210	11 841	7 137	UZBEKISTAN	4 145	677	417
EXPORTS	369 144	5 785	3 385	KYRGHYZSTAN		322	63
UNITED KINGDOM	368 582	5 762	3 370	SLOVENIA	45 403	13 281	8 003
EU	368 716	5 774	3 378	CROATIA	26 360	8 860	5 400
334 PETROLEUM PRODUCTS				MACEDONIA	7 844	3 301	2 017
IMPORTS	397 426 636	11 194 044	6 770 418	MOROCCO	1 175	332	198
FRANCE	14 606 531	502 335	303 217	ALGERIA	990	387	229
BELGIUM LUX	30 411 356	921 999	557 904	TUNISIA	2 553	572	344
NETHERLANDS	189 252 498	5 409 213	3 268 813	LIBYA	16 991	2 705	1 630
ITALY	1 646 376	58 739	36 223	EGYPT	3 503	971	588
UNITED KINGDOM	27 027 571	795 120	479 900	MAURITANIA		147	36
IRELAND	9 446	594	356	GUINEA		887	292
DENMARK	6 321 195	170 107	103 043	SIERRA LEONE	1 593	145	89
GREECE	329 313	9 388	5 811	CTE D IVOIRE		484	94
PORTUGAL	957 304	15 847	9 576	GHANA	5 501	900	544
SPAIN	283 374	8 599	5 316	TOGO	1 284	273	164
EU	270 844 964	7 891 941	4 770 159	NIGERIA	40 718	3 060	1 851
NORWAY	18 236 465	508 726	308 483	CONGO		551	111
SWEDEN	17 975 296	487 185	294 763	ZAIRE	700	109	64
FINLAND	4 326 888	131 057	79 233	RWANDA	2 189	315	192
SWITZERLAND	4 305 627	74 182	44 901	ETHIOPIA		345	121
AUSTRIA	275 168	11 060	6 706	DJIBOUTI	1 066	194	118
TURKEY	581 209	10 165	6 215	KENYA	9 085	1 105	656
ESTONIA	807 585	17 175	10 499	TANZANIA	6 994	1 539	909
LATVIA	3 348 002	88 966	54 131	MOZAMBIQUE		142	52
LITHUANIA	318 275	4 145	2 468	ZIMBABWE		355	205
POLAND	3 006 801	40 255	24 344	SOUTH AFRICA	44 447	7 528	4 542
CZECH REPUBL	2 436 892	71 413	43 355	USA	11 256 584	206 420	124 083
SLOVAKIA	215 656	6 989	4 292	CANADA	200 286	7 663	4 543
HUNGARY	2 450 294	72 327	43 768	MEXICO	3 009	1 991	1 194
ROMANIA	112 668	5 653	3 399	GUATEMALA	1 457	203	124
BULGARIA		70	42	HONDURAS	714	107	66
UKRAINE	1 018 325	13 631	8 134	EL SALVADOR	2 094	304	182
BELARUS	1 572 354	44 361	27 006	COSTA RICA	1 127	235	141
RUSSIA	26 156 242	665 482	402 427	CUBA	895	135	79
TURKMENISTAN	99 566	1 942	1 132	DOMINIC REP	1 177	144	85
CROATIA	6 218	224	137	TRINIDAD TOB	775	77	48
ALGERIA	12 470 904	343 118	207 278	COLOMBIA	786	264	165
TUNISIA	744 926	18 489	11 188	VENEZUELA	2 311	379	227
LIBYA	2 936 273	80 256	48 300	ECUADOR	611	140	85
EGYPT	3 025 522	85 986	51 736	PERU	1 386	492	296
ANGOLA	41 344	1 007	621	BRAZIL	948 806	28 145	16 759
USA	1 147 185	68 342	41 434	CHILE	3 343	682	413
CANADA	79 267	3 270	1 952	BOLIVIA		176	63
MEXICO	125 882	1 082	633	URUGUAY	4 119	1 138	689
BERMUDA	41 753	1 178	726	ARGENTINA	20 006	1 740	1 067
TRINIDAD TOB	95 977	4 149	2 538	CYPRUS	2 852	499	300
NETH ANTILL	2 964 955	34 291	20 884	LEBANON	14 229	2 519	1 524
VENEZUELA	2 694 671	33 130	20 231	SYRIA	4 707	553	329
ARGENTINA	232 019	7 219	4 458	IRAN	225 156	9 294	5 763
IRAN	710 943	20 442	12 673	ISRAEL	33 373	5 854	3 540
ISRAEL	270 922	6 084	3 560	JORDAN	1 376	312	187
SAUDI ARABIA	9 722 833	274 325	167 268	SAUDI ARABIA	7 038	2 494	1 509
KUWAIT	798 718	22 027	13 376	KUWAIT	7 451	1 331	800
BAHRAIN	303 760	9 055	5 638	BAHRAIN		763	174
INDIA	820 360	23 824	14 380	QATAR	313	95	58
INDONESIA	9 031	380	232	ARAB EMIRAT	7 044	2 156	1 320
SINGAPORE	83 730	3 354	2 034	OMAN	321	165	98
JAPAN	8 335	3 187	1 924	YEMEN	5 352	705	423
SHIPS SUPPL	2 143	2 810	1 691	AFGHANISTAN	8 481	933	560
EXPORTS	148 470 679	4 398 534	2 658 962	PAKISTAN	584 696	17 110	9 995
FRANCE	22 819 273	690 660	419 200	INDIA	12 951	2 807	1 691
BELGIUM LUX	7 994 226	210 558	127 470	BANGLADESH	633	103	63
NETHERLANDS	16 373 262	358 071	216 987	SRI LANKA	629	143	87
ITALY	3 290 632	72 618	43 407	THAILAND	13 212	3 104	1 884
UNITED KINGDOM	7 711 311	175 203	106 179	VIETNAM	592	146	88
IRELAND	33 312	943	572	INDONESIA	12 662	1 980	1 197
DENMARK	3 426 072	92 558	55 414	MALAYSIA	30 932	4 125	2 496
GREECE	567 198	24 451	14 889	SINGAPORE	23 384	3 942	2 372
PORTUGAL	16 904	3 854	2 332	PHILIPPINES	5 200	880	534
SPAIN	1 311 377	55 018	33 321	CHINA	12 014	2 921	1 767
EU	63 543 567	1 683 934	1 019 771	NORTH KOREA	1 132	226	139
CANARY IS	1 593	248	149	SOUTH KOREA	6 587	1 510	910
ICELAND	9 410	1 793	1 084	JAPAN	87 497	13 974	8 436
				TAIWAN	103 945	18 534	11 187
				HONG KONG	21 281	5 273	3 153
				AUSTRALIA	38 572	5 946	3 605
				PAPUA NEW G	1 010	67	40
				NEW ZEALAND	4 003	533	322
				SHIPS SUPPL	21 768 810	707 741	428 338
				UNIT COUNTR	3 084	348	209

6 IMPORTS AND EXPORTS (SPECIAL TRADE) BY GROUPS OF THE SITC-REV. III AND BY COUNTRIES OF PRODUCTION AND CONSUMPTION 1993

GROUP COUNTRY	DT = 100 KG	1 000 DM	1 000 \$	GROUP COUNTRY	DT = 100 KG	1 000 DM	1 000 \$
335 RESIDUAL PETROL. PRODUCTS				GUATEMALA			
IMPORTS	32 746 011	770 908	466 279	HONDURAS	33 909	3 520	2 134
FRANCE	1 774 154	62 406	37 698	EL SALVADOR	1 578	177	108
BELGIUM LUX	3 392 676	77 179	46 737	NICARAGUA	3 695	381	229
NETHERLANDS	5 746 282	177 044	107 181	COSTA RICA	1 598	179	110
ITALY	309 833	28 428	17 160	CUBA	9 749	968	582
UNITED KINGDOM	943 414	40 031	24 254	HAITI	480	72	44
IRELAND	283	119	72	DOMINIC REP	2 950	359	219
DENMARK	218 716	6 491	3 935	DOMINICA	22 340	2 262	1 346
PORTUGAL	187 498	5 499	3 352	JAMAICA	1 206	131	79
SPAIN	110 406	5 822	3 553	TRINIDAD TOB	3 452	420	253
EU	12 683 262	403 019	243 942	COLOMBIA	1 686	206	125
NORWAY	217 354	4 613	2 785	VENEZUELA	4 364	566	339
SWEDEN	177 578	3 954	2 397	ECUADOR	149 170	6 320	3 833
FINLAND	14 108	613	373	PERU	15 280	1 595	978
SWITZERLAND	55 521	4 030	2 435	BRAZIL	5 472	670	404
AUSTRIA	780 136	22 061	13 337	CHILE	489 123	15 767	9 516
TURKEY	717	87	52	PARAGUAY	33 070	3 307	1 995
ESTONIA	62 235	954	583	URUGUAY	1 210	153	91
LITHUANIA	60 139	1 031	623	ARGENTINA	1 111	144	85
POLAND	1 541 585	27 148	16 472	CYPRUS	122 305	4 639	2 778
CZECH REPUBL	1 258 591	24 412	14 745	LEBANON	6 667	634	380
SLOVAKIA	60 798	1 655	999	SYRIA	1 963	236	146
HUNGARY	446 019	23 554	14 272	IRAN	5 629	603	362
BULGARIA	96 335	2 895	1 724	ISRAEL	143 517	5 041	3 054
UKRAINE	269 787	4 490	2 708	JORDAN	17 798	2 159	1 308
BELARUS	72 087	1 892	1 138	SAUDI ARABIA	703	101	60
RUSSIA	354 906	10 365	6 245	BAHRAIN	3 337	649	387
UZBEKISTAN	13 188	541	336	ARAB EMIRAT	221 427	6 961	4 166
CROATIA	9 151	574	352	OMAN	3 159	530	319
LIBYA	133 263	4 178	2 528	PAKISTAN	523	71	43
EGYPT	305 342	9 417	5 732	INDIA	2 510	436	263
SOUTH AFRICA	165 067	22 398	13 513	BANGLADESH	150 786	15 818	9 546
USA	12 645 566	159 226	96 008	SRI LANKA	961	137	83
CANADA	75 712	3 124	1 877	THAILAND	422	67	42
BRAZIL	335 591	8 844	5 346	VIETNAM	8 012	1 298	786
ARGENTINA	597 308	6 436	3 960	INDONESIA	495	61	37
ISRAEL	7 593	651	395	MALAYSIA	17 680	2 173	1 315
INDONESIA	96 451	2 542	1 528	SINGAPORE	2 582	611	370
CHINA	76 682	6 303	3 794	PHILIPPINES	11 917	828	501
JAPAN	130 584	9 651	5 890	CHINA	1 564	242	146
TAIWAN	1 823	184	112	SOUTH KOREA	6 564	1 300	789
EXPORTS	18 719 849	673 663	407 215	JAPAN	31 456	3 263	1 968
FRANCE	3 921 974	87 656	53 042	TAIWAN	3 776	947	574
BELGIUM LUX	2 133 363	56 682	34 365	HONG KONG	52 631	3 926	2 366
NETHERLANDS	2 881 959	96 938	58 589	AUSTRALIA	3 158	658	399
ITALY	326 898	20 367	12 330	NEW ZEALAND	3 815	661	398
UNITED KINGDOM	198 516	15 403	9 251	UNIT COUNTR	405	64	39
IRELAND	15 640	1 943	1 167		7 614	329	198
DENMARK	373 167	22 889	13 815	342 LIQUEFIED PROPANE, BUTANE			
GREECE	23 093	2 570	1 549	IMPORTS	9 474 915	292 765	177 170
PORTUGAL	2 428	540	328	FRANCE	71 576	5 077	3 059
SPAIN	139 851	6 402	3 889	BELGIUM LUX	929 036	30 489	18 460
EU	10 016 889	311 390	188 325	NETHERLANDS	2 670 868	89 775	54 236
ICELAND	4 918	265	160	ITALY	5 632	1 041	626
NORWAY	211 775	8 497	5 150	UNITED KINGDOM	3 472 053	103 390	62 881
SWEDEN	763 774	28 739	17 387	EU	7 149 314	229 828	139 296
FINLAND	155 615	9 878	5 988	NORWAY	1 543 364	42 801	25 834
SWITZERLAND	1 534 314	42 756	25 820	SWEDEN	15 171	460	279
AUSTRIA	1 946 168	52 445	31 705	SWITZERLAND	139 801	2 858	1 725
TURKEY	33 000	3 394	2 050	POLAND	1 699	61	38
POLAND	64 065	5 452	3 280	CZECH REPUBL	248 186	6 050	3 665
CZECH REPUBL	123 940	6 107	3 707	SLOVAKIA	4 770	141	82
SLOVAKIA	104 041	3 483	2 100	HUNGARY	2 817	109	64
HUNGARY	32 741	2 576	1 542	ALGERIA	173 985	4 999	2 920
ROMANIA	1 369	231	138	USA	4	117	69
BULGARIA	870	158	95	SAUDI ARABIA	194 497	5 157	3 087
ALBANIA	475	68	41	SOUTH KOREA	177	156	94
UKRAINE	12 120	1 322	777	EXPORTS	5 076 999	142 426	86 091
RUSSIA	612 698	25 550	15 476	FRANCE	483 343	18 710	11 281
TADJIKISTAN	10 793	518	303	BELGIUM LUX	268 414	8 110	4 921
SLOVENIA	293 086	6 774	4 101	NETHERLANDS	1 781 625	45 885	27 766
CROATIA	1 353	187	109	ITALY	177 569	5 100	3 092
MACEDONIA	783	119	72	UNITED KINGDOM	234 928	6 086	3 655
MOROCCO	15 994	1 269	759	IRELAND	7 347	175	108
ALGERIA	5 596	626	384	DENMARK	1 138	124	74
TUNISIA	5 202	502	304	GREECE	1 079	128	78
LIBYA	348	93	54	PORTUGAL	852 621	19 154	11 623
EGYPT	67 619	3 068	1 849	SPAIN	137 117	9 217	1 946
SUDAN	1 984	278	166	EU	3 945 181	106 689	64 534
MAURITANIA	3 562	556	335	NORWAY	8 200	194	118
MALI	1 157	155	95	SWEDEN	90 349	2 128	1 261
SENEGAL	5 745	673	404	SWITZERLAND	220 888	8 433	5 094
SIERRA LEONE	1 270	136	80	AUSTRIA	411 985	14 450	8 717
CTE D IVOIRE	10 795	1 313	799	TURKEY	1 892	303	186
GHANA	132 418	4 861	2 985	POLAND	80 038	2 047	1 234
NIGERIA	89 495	10 611	6 390	CZECH REPUBL	7 944	630	383
CAMEROON	29 386	913	556	SLOVENIA	6 300	340	208
ZAIRE	1 544	218	130	MOROCCO	18 100	415	243
RWANDA	1 922	244	146	CAPE VERDE	8 931	213	131
BURUNDI	745	106	63	GHANA	48 853	1 125	677
ETHIOPIA	10 699	1 346	813	CUBA	225 710	5 194	3 144
KENYA	37 111	4 888	2 940	HONG KONG	9	82	48
TANZANIA	8 422	1 091	659	343 NATURAL GAS			
SEYCHELLES	600	78	48	IMPORTS	448 265 785	8 887 845	5 377 395
ZIMBABWE	5 223	621	367	EU	193 969 722	4 148 227	2 509 162
MALAWI	1 093	157	93				
SOUTH AFRICA	76 661	7 562	4 567				
SWAZILAND	2 190	230	137				
USA	267 243	20 711	12 564				
CANADA	387 294	8 160	4 908				
MEXICO	6 302	1 241	755				

6 IMPORTS AND EXPORTS (SPECIAL TRADE) BY GROUPS OF THE SITC-REV. III AND BY COUNTRIES OF PRODUCTION AND CONSUMPTION 1993

GROUP COUNTRY	DT = 100 KG	1 000 DM	1 000 \$	GROUP COUNTRY	DT = 100 KG	1 000 DM	1 000 \$
EXPORTS	14 163 153	431 210	260 554	BULGARIA	300	101	58
EU	456 510	9 075	5 528	RUSSIA	1 181	153	94
344 PETROLEUM GASES, NES				SLOVENIA	591	170	99
IMPORTS	1 434 377	35 916	21 767	CROATIA	691	210	127
FRANCE	203 031	6 159	3 733	MACEDONIA	123	66	39
BELGIUM LUX	586 555	14 568	8 798	MOROCCO	21	76	47
NETHERLANDS	196 864	6 041	3 676	ALGERIA	934	132	78
ITALY	284	197	119	EGYPT	523	63	38
UNTD KINGDOM	470	288	175	NIGERIA	3 372	294	177
SPAIN	76 629	2 946	1 828	BURUNDI	4 000	362	223
EU	1 063 833	30 201	18 330	TANZANIA	28 462	2 381	1 444
NORWAY	344 529	4 465	2 687	SOUTH AFRICA	6 955	806	492
SWITZERLAND	1 414	642	383	USA	1 719	2 656	1 602
CZECH REPUBL	22 080	239	146	MEXICO	981	3 600	2 151
HUNGARY	2 431	276	164	GUATEMALA	118	129	77
EXPORTS	2 005 205	51 707	31 361	DOMINIC REP	191	50	30
EU	1 848 014	47 196	28 622	COLOMBIA	102	158	95
351 ELECTRIC CURRENT, MWH				VENEZUELA	186	155	92
IMPORTS	16 011 475	1 260 726	762 356	BRAZIL	156	190	115
FRANCE	615 018	40 549	24 274	CHILE	268	174	105
BELGIUM LUX	495	43 475	26 300	BOLIVIA	58	66	40
ITALY	2 400	70 359	42 566	ARGENTINA	141	164	97
EU	5 742 157	279 483	168 961	LEBANON	23	93	56
SWITZERLAND	4 648 058	414 658	250 870	IRAN	12 024	1 068	642
AUSTRIA	366 589	497 680	300 921	ISRAEL	685	71	44
CZECH REPUBL	370 900	10 859	6 512	JORDAN	14 517	1 096	672
SLOVAKIA		26 221	15 793	THAILAND	1 075	495	299
EXPORTS	16 653 270	881 320	532 536	INDONESIA	98	118	72
FRANCE	25 170	3 343	2 044	JAPAN	31	82	51
EU	532 758	321 203	204 444	421 FIXED VEG.FAT,OILS, SOFT			
SWITZERLAND	3 079 805	150 972	91 583	IMPORTS	3 566 861	376 366	227 486
AUSTRIA	2 353 430	154 205	93 449	FRANCE	304 233	26 348	16 170
CZECH REPUBL	225 680	9 440	5 638	BELGIUM LUX	166 511	18 598	10 000
SLOVAKIA	563 100	24 961	15 156	NETHERLANDS	1 730 353	145 278	87 890
HUNGARY	224 675	8 984	5 507	ITALY	111 787	56 890	34 265
411 ANIMAL OILS AND FATS				UNTD KINGDOM	13 481	1 092	661
IMPORTS	1 724 228	144 968	87 740	DENMARK	90 608	6 719	4 048
FRANCE	93 748	10 415	6 274	GREECE	3 391	1 749	1 060
BELGIUM LUX	63 987	6 313	3 807	PORTUGAL	789	334	204
NETHERLANDS	240 028	21 576	13 047	SPAIN	165 511	17 741	10 691
ITALY	136 450	19 039	11 555	EU	2 586 711	272 763	164 998
UNTD KINGDOM	11 643	4 825	2 911	SWEDEN	104 778	7 121	4 353
IRELAND	4 445	946	572	SWITZERLAND	96 025	9 687	5 874
DENMARK	166 627	12 291	7 462	AUSTRIA	1 190	191	115
SPAIN	51 645	7 580	4 578	TURKEY	2 616	579	350
EU	768 573	82 985	50 206	HUNGARY	3 488	358	219
ICELAND	80 752	5 241	3 195	MOROCCO	554	98	61
NORWAY	34 643	3 065	1 864	SENEGAL	22 041	2 490	1 532
SWEDEN	20 933	1 603	973	USA	225 707	29 390	17 762
SWITZERLAND	84	56	35	CANADA	50 112	5 531	3 352
AUSTRIA	35 486	1 084	650	MEXICO	16 856	3 126	1 840
POLAND	8 042	321	194	VENEZUELA	2 271	532	319
CZECH REPUBL	5 935	272	163	BRAZIL	48 590	4 992	2 984
HUNGARY	58 088	5 061	3 045	ARGENTINA	355 848	31 597	18 929
RUSSIA	1 409	68	42	LEBANON	225	58	37
USA	230 031	14 821	8 961	SINGAPORE	523	446	268
CANADA	29 614	1 760	1 048	PHILIPPINES	1 638	168	103
PANAMA	5 300	285	176	CHINA	35 161	4 385	2 652
PERU	391 630	21 025	12 768	JAPAN	145	131	80
BRAZIL	300	55	33	HONG KONG	228	276	168
CHILE	38 053	2 151	1 279	AUSTRALIA	10 165	2 233	1 360
ARGENTINA	711	77	48	EXPORTS	9 383 498	756 859	457 339
SINGAPORE	3 366	1 681	1 022	FRANCE	243 851	23 399	14 104
MONGOLIA	104	58	35	BELGIUM LUX	366 430	30 019	18 273
JAPAN	1 125	1 940	1 181	NETHERLANDS	3 069 091	234 147	141 515
TAIWAN	1 111	113	68	ITALY	812 389	63 966	38 842
NEW ZEALAND	7 957	1 193	722	UNTD KINGDOM	211 153	18 476	11 240
EXPORTS	2 084 400	150 914	91 202	IRELAND	19 669	1 547	937
FRANCE	314 387	14 665	8 873	DENMARK	628 683	52 648	31 890
BELGIUM LUX	207 713	13 733	8 307	GREECE	312	119	74
NETHERLANDS	913 745	57 996	35 058	PORTUGAL	165	78	47
ITALY	154 857	11 856	7 194	SPAIN	14 710	1 398	834
UNTD KINGDOM	127 455	11 778	7 127	EU	5 366 459	425 797	257 756
IRELAND	2 880	364	215	ICELAND	945	99	60
DENMARK	77 064	5 148	3 107	NORWAY	223 143	16 629	10 113
GREECE	5 009	854	517	SWEDEN	345 138	26 369	15 934
PORTUGAL	2 792	475	289	FINLAND	10 962	1 018	628
SPAIN	98 401	8 774	5 308	SWITZERLAND	67 232	7 010	4 222
EU	1 904 303	125 643	75 995	AUSTRIA	330 653	28 685	17 388
NORWAY	1 447	129	76	ESTONIA	9 330	1 208	723
SWEDEN	5 297	566	338	LATVIA	15 327	2 025	1 219
SWITZERLAND	11 809	1 066	633	LITHUANIA	34 736	4 565	2 718
AUSTRIA	25 200	2 327	1 411	POLAND	303 508	30 079	18 061
TURKEY	12 222	1 634	985	CZECH REPUBL	124 013	14 723	8 849
LATVIA	403	52	30	SLOVAKIA	14 810	1 609	962
LITHUANIA	1 187	157	93	HUNGARY	7 379	751	456
POLAND	20 320	1 970	1 163	ROMANIA	8 706	1 201	720
CZECH REPUBL	17 259	1 429	861	UKRAINE	1 400	208	126
HUNGARY	3 279	288	175	BELARUS	11 487	1 484	893
				RUSSIA	147 202	13 742	8 301
				AZERBAIJAN	666	86	52
				KAZAKHSTAN	511	65	39
				UZBEKISTAN	447	59	36
				SLOVENIA	5 453	670	408
				CROATIA	10 656	1 392	834
				BOS HERZEGOV	5 404	663	404
				MACEDONIA	512	62	38
				MOROCCO	335 587	25 217	15 233
				LIBYA	1 202	154	94
				EGYPT	2 405	416	247
				MAURITANIA	1 808	248	145

6 IMPORTS AND EXPORTS (SPECIAL TRADE) BY GROUPS OF THE SITC-REV. III AND BY COUNTRIES OF PRODUCTION AND CONSUMPTION 1993

GROUP COUNTRY	DT = 100 KG	1 000 DM	1 000 \$	GROUP COUNTRY	DT = 100 KG	1 000 DM	1 000 \$
CAPE VERDE	2 921	407	238	SLOVENIA	971	138	83
SENEGAL	107 132	7 751	4 628	CROATIA	4 061	426	254
GAMBIA	3 400	360	223	SERB MONTNEG	7 014	720	434
GUINEA	7 998	1 068	630	TUNISIA	4 039	467	285
SIERRA LEONE	3 064	430	253	LIBYA	740	496	311
BENIN	7 600	597	363	EGYPT	199	52	31
S TOME PRINC	1 573	218	127	NIGERIA	1 630	191	119
BURUNDI	750	96	59	TANZANIA	1 164	121	75
ETHIOPIA	442	53	33	SOUTH AFRICA	88	79	48
UGANDA	3 062	374	218	NAMIBIA	272	79	49
TANZANIA	441	50	33	USA	2 327	357	213
MOZAMBIQUE	13 252	1 776	1 054	CANADA	271	145	88
ZAMBIA	729	79	49	MEXICO	376	59	37
SOUTH AFRICA	15 602	1 548	908	VENEZUELA	723	132	78
BOTSWANA	974	123	73	BRAZIL	310	135	82
LESOTHO	1 947	241	142	ARGENTINA	65	61	37
USA	301 877	21 875	13 182	SYRIA	748	87	55
MEXICO	286 063	21 126	12 751	IRAN	7 719	694	409
TRINIDAD TOB	2 300	293	177	ISRAEL	941	142	81
BRAZIL	10 505	750	451	CHINA	215	154	93
LEBANON	1 531	204	121	SOUTH KOREA	610	321	192
ISRAEL	1 785	392	239	UNID COUNTR	555	97	62
INDIA	2 087	261	153				
INDONESIA	2 464	414	249				
MALAYSIA	30 946	2 205	1 336	431 ANIMAL,VEG.FATS,OILS,NES			
MONGOLIA	1 126	161	98	IMPORTS	5 239 926	410 752	248 261
CHINA	929 993	67 837	40 793	FRANCE	95 530	7 326	4 456
SOUTH KOREA	10 705	762	464	BELGIUM LUX	455 821	40 482	24 461
JAPAN	10 105	809	476	NETHERLANDS	1 401 788	113 404	68 626
TAIWAN	558	62	39	ITALY	420 144	35 519	21 531
HONG KONG	219 140	16 853	10 256	UNTD KINGDOM	139 727	15 756	9 549
AUSTRALIA	1 524	145	88	DENMARK	99 693	12 223	7 353
FIJI	4 925	418	255	GREECE	3 132	433	263
UNID COUNTR	5 414	506	299	SPAIN	18 876	1 122	675
				EU	2 635 129	226 316	136 944
422 FIXED VEG.FAT,OILS,OTHER				NORWAY	55 831	6 460	3 893
IMPORTS	6 911 511	585 280	354 241	SWEDEN	128 884	9 570	5 774
FRANCE	16 800	3 718	2 248	FINLAND	41 410	2 476	1 497
BELGIUM LUX	45 221	5 374	3 248	SWITZERLAND	121 949	6 763	4 088
NETHERLANDS	473 628	52 747	31 927	AUSTRIA	225 962	10 288	6 224
ITALY	159 182	41 751	25 278	POLAND	301 168	12 768	7 752
UNTD KINGDOM	15 870	2 611	1 596	CZECH REPUBL	172 528	8 595	5 211
DENMARK	26 819	3 617	2 187	SLOVAKIA	9 373	374	229
SPAIN	293	190	111	HUNGARY	27 633	1 210	727
EU	737 877	110 020	66 603	ROMANIA	35 655	1 525	922
SWEDEN	20 488	3 493	2 112	SLOVENIA	5 997	254	154
SWITZERLAND	3 274	971	589	CROATIA	9 898	449	268
AUSTRIA	1 059	979	589	MACEDONIA	4 090	193	116
POLAND	98	1 308	793	MOROCCO	245	91	56
HUNGARY	311	279	170	GUINEA	151	72	42
CTE D IVOIRE	471 014	31 813	19 196	CENT AFR REP	318	167	102
BENIN	9 506	507	309	MADAGASCAR	116	50	30
CAMEROON	46 251	2 984	1 794	USA	59 421	7 491	4 537
SOUTH AFRICA	691	442	266	CANADA	517	226	140
USA	27 354	6 796	4 110	MEXICO	1 130	523	317
CANADA	367	98	58	BRAZIL	48 032	10 710	6 470
MEXICO	145	175	105	INDIA	22 504	2 941	1 777
BRAZIL	18 018	2 269	1 376	INDONESIA	268 232	18 402	11 087
CHILE	38	102	63	MALAYSIA	864 262	62 069	37 379
ARGENTINA	4 904	1 463	895	SINGAPORE	995	280	169
ISRAEL	596	557	337	PHILIPPINES	152 758	14 628	8 838
INDIA	129 058	14 297	8 619	CHINA	23 807	3 907	2 352
INDONESIA	2 592 243	183 828	111 283	JAPAN	80	85	51
MALAYSIA	1 710 265	129 449	78 377	HONG KONG	2 301	87	51
SINGAPORE	1 258	498	300	AUSTRALIA	914	499	302
PHILIPPINES	950 587	76 169	46 170	PAPUA NEW G	14 329	576	339
CHINA	20 730	3 939	2 367	NEW ZEALAND	211	119	70
JAPAN	452	437	265				
HONG KONG	172	64	38	EXPORTS	5 740 659	548 345	331 857
AUSTRALIA	338	160	96	FRANCE	436 771	55 442	33 584
PAPUA NEW G	99 782	7 096	4 292	BELGIUM LUX	249 181	30 689	18 495
SOLOMON IS	45 973	3 468	2 096	NETHERLANDS	1 800 981	133 558	80 872
FR POLYNESIA	18 081	1 465	884	ITALY	204 612	30 761	18 648
EXPORTS	1 039 250	107 359	64 777	UNTD KINGDOM	180 274	25 675	15 590
FRANCE	135 179	14 223	8 551	IRELAND	1 643	525	318
BELGIUM LUX	49 177	5 296	3 185	DENMARK	1 506 312	93 028	58 291
NETHERLANDS	364 483	29 015	17 488	GREECE	32 595	5 251	3 182
ITALY	108 872	13 477	8 184	PORTUGAL	11 333	2 142	1 300
UNTD KINGDOM	35 616	5 126	3 083	SPAIN	273 855	20 439	12 347
IRELAND	1 434	304	182	EU	4 697 557	397 490	240 627
DENMARK	53 119	5 832	3 552	ICELAND	2 590	289	172
GREECE	19 497	2 112	1 275	NORWAY	21 507	2 443	1 472
PORTUGAL	1 582	358	217	SWEDEN	60 961	6 638	4 009
SPAIN	21 315	1 852	1 116	FINLAND	5 224	1 015	612
EU	790 274	77 595	46 813	SWITZERLAND	54 411	10 408	6 304
ICELAND	907	90	55	AUSTRIA	172 517	19 689	11 903
NORWAY	9 889	1 012	611	MALTA	2 303	276	166
SWEDEN	3 397	413	253	TURKEY	16 854	3 644	2 216
FINLAND	2 509	343	206	LITHUANIA	2 068	282	167
SWITZERLAND	29 090	4 254	2 578	POLAND	150 857	17 535	10 569
AUSTRIA	41 492	5 110	3 104	CZECH REPUBL	74 885	8 864	5 364
TURKEY	2 026	407	247	SLOVAKIA	10 075	1 276	771
LATVIA	215	123	72	HUNGARY	27 514	4 023	2 432
POLAND	56 690	5 409	3 234	ROMANIA	5 638	902	556
CZECH REPUBL	34 456	2 845	1 716	BULGARIA	16 769	2 559	1 547
SLOVAKIA	859	242	143	UKRAINE	475	58	32
HUNGARY	8 232	1 082	653	BELARUS	1 914	371	226
ROMANIA	1 446	454	283	MOLDOVA	666	113	66
BULGARIA	700	89	52	RUSSIA	15 268	2 198	1 329
RUSSIA	16 048	1 700	1 023	SLOVENIA	7 622	1 253	758
AZERBAIJAN	775	109	67	CROATIA	11 578	1 660	1 006
KAZAKHSTAN	583	79	46	BOS HERZEGOV	576	101	63
				MACEDONIA	2 206	458	275
				MOROCCO	8 536	1 403	838

6 IMPORTS AND EXPORTS (SPECIAL TRADE) BY GROUPS OF THE SITC-REV. III AND BY COUNTRIES OF PRODUCTION AND CONSUMPTION 1993

GROUP COUNTRY	DT = 100 KG	1 000 DM	1 000 \$	GROUP COUNTRY	DT = 100 KG	1 000 DM	1 000 \$
ALGERIA	1 307	143	86	EU	20 485 742	1 282 073	775 317
TUNISIA	8 480	1 061	642	ICELAND	195	89	50
LIBYA	2 008	474	293	NORWAY	131 808	7 666	4 619
EGYPT	19 375	2 162	1 314	SWEDEN	533 658	53 192	32 091
SENEGAL	631	94	55	FINLAND	20 934	2 765	1 658
SIERRA LEONE	5 096	320	196	SWITZERLAND	548 694	50 876	30 757
CTE D IVOIRE	1 133	163	97	AUSTRIA	514 242	44 344	26 832
GHANA	702	50	31	TURKEY	29 145	6 412	3 877
NIGERIA	3 229	465	285	POLAND	1 175 333	61 649	37 229
CAMEROON	11 648	744	451	CZECH REPUB	196 379	12 231	7 289
ETHIOPIA	61 021	6 893	4 222	SLOVAKIA	80 815	4 508	2 715
KENYA	1 098	150	90	HUNGARY	7 742	1 863	1 122
TANZANIA	1 675	153	90	ROMANIA	5 897	544	324
MAURITIUS	5 190	772	465	BULGARIA	902	179	101
SOUTH AFRICA	4 420	1 178	712	UKRAINE	3 508	332	203
USA	17 429	5 336	3 236	RUSSIA	7 420	1 241	743
CANADA	950	266	164	SLOVENIA	6 586	1 578	956
MEXICO	887	287	177	CROATIA	47 139	3 139	1 901
GUATEMALA	987	200	121	MACEDONIA	4 993	389	239
EL SALVADOR	991	208	128	MOROCCO	3 075	598	362
COSTA RICA	275	106	65	ALGERIA	4 807	473	279
COLOMBIA	2 385	463	285	TUNISIA	8 596	1 319	799
VENEZUELA	3 693	557	336	LIBYA	294	277	165
ECUADOR	912	221	133	EGYPT	11 216	1 529	914
PERU	671	142	85	CTE D IVOIRE	2 189	709	425
BRAZIL	7 534	1 432	864	GHANA	1 099	105	62
CHILE	1 955	403	244	NIGERIA	6 003	891	539
ARGENTINA	1 524	666	400	CAMEROON	1 123	133	80
CYPRUS	6 590	1 110	669	GABON	1 983	323	193
LEBANON	1 358	229	138	CONGO	1 176	67	39
SYRIA	7 043	903	550	ETHIOPIA	216	68	38
IRAN	23 788	3 682	2 209	KENYA	3 364	278	168
ISRAEL	9 037	1 645	996	MADAGASCAR	306	72	43
JORDAN	3 111	578	347	MAURITIUS	420	167	101
SAUDI ARABIA	42 693	7 116	4 300	ZIMBABWE	1 567	211	130
ARAB EMIRAT	2 413	491	298	SOUTH AFRICA	66 889	5 721	3 415
YEMEN	2 160	440	269	USA	509 725	67 459	40 947
PAKISTAN	1 991	505	304	CANADA	104 167	8 825	5 349
INDIA	1 967	372	226	MEXICO	48 956	4 096	2 467
THAILAND	8 424	1 454	885	GUATEMALA	484	195	116
INDONESIA	11 866	1 913	1 164	EL SALVADOR	927	121	72
MALAYSIA	5 641	927	555	COSTA RICA	2 619	365	220
SINGAPORE	3 418	616	371	PANAMA	412	63	39
PHILIPPINES	2 950	568	341	TRINIDAD TOB	684	149	88
CHINA	965	344	213	COLOMBIA	5 160	1 194	718
SOUTH KOREA	16 740	3 666	2 220	VENEZUELA	6 021	879	528
JAPAN	12 462	4 584	2 758	ECUADOR	6 29	64	40
TAIWAN	3 600	807	489	PERU	3 644	1 269	764
HONG KONG	17 203	3 650	2 205	BRAZIL	51 822	9 260	5 581
AUSTRALIA	4 303	1 001	597	CHILE	3 257	925	550
NEW ZEALAND	7 319	805	474	URUGUAY	1 460	150	92
UNID COUNTR	1 123	163	99	ARGENTINA	18 246	2 279	1 368
				CYPRUS	687	94	55
				LEBANON	964	190	109
				SYRIA	1 721	287	171
				IRAN	6 149	1 499	901
				ISRAEL	104 504	10 948	6 573
				JORDAN	4 719	542	330
				SAUDI ARABIA	43 686	8 010	4 834
				KUWAIT	10 038	2 009	1 207
				BAHRAIN	2 028	488	295
				QATAR	1 140	212	127
				ARAB EMIRAT	7 767	1 439	869
				PAKISTAN	5 455	1 325	799
				INDIA	18 304	3 860	2 337
				BANGLADESH	395	93	57
				SRI LANKA	424	91	56
				MYANMAR	116	88	54
				THAILAND	13 400	3 247	1 958
				INDONESIA	17 577	4 402	2 656
				MALAYSIA	8 643	2 072	1 240
				SINGAPORE	5 990	1 759	1 062
				PHILIPPINES	15 940	3 145	1 889
				CHINA	57 285	8 977	5 423
				SOUTH KOREA	17 006	4 817	2 921
				JAPAN	69 044	21 767	13 169
				TAIWAN	16 722	4 710	2 854
				HONG KONG	20 732	3 559	2 157
				AUSTRALIA	17 997	2 701	1 636
				NEW ZEALAND	427	133	80
				UNID COUNTR	1 138	227	137
511 HYDROCARBONS,NES,DERIVTS				512 ALCOHOL,PHENOL,ETC.DERIV			
IMPORTS	22 373 779	1 558 563	942 040	IMPORTS	12 180 927	1 021 692	618 098
FRANCE	1 441 843	177 574	107 091	FRANCE	1 668 573	235 719	142 766
BELGIUM LUX	4 828 745	313 424	190 321	BELGIUM LUX	1 362 689	80 858	48 982
NETHERLANDS	8 413 735	493 017	297 935	NETHERLANDS	4 572 893	201 069	121 381
ITALY	391 142	35 381	21 475	ITALY	521 272	70 305	42 588
UNTD KINGDOM	2 144 701	140 666	84 702	UNTD KINGDOM	733 693	91 872	55 567
IRELAND	92	194	117	IRELAND	326	612	371
DENMARK	142	84	51	DENMARK	14 932	1 644	994
PORTUGAL	127 672	7 950	4 665	SPAIN	133 069	21 728	13 135
SPAIN	858 874	44 132	26 507	EU	9 007 549	703 843	425 806
EU	18 206 965	1 212 427	732 867	CANARY IS	3 993	451	278
NORWAY	379 002	25 486	15 435	NORWAY	7 460	800	488
SWEDEN	7 272	346	213	SWEDEN	100 760	16 792	10 184
FINLAND	62 840	4 110	2 471	FINLAND	15 764	4 829	2 938
SWITZERLAND	71 888	11 103	6 785	SWITZERLAND	108 692	33 135	20 047
AUSTRIA	67 185	4 990	3 019	AUSTRIA	2 716	567	340
POLAND	80 548	4 798	2 896	ESTONIA	6	157	96
CZECH REPUB	521 444	27 505	16 592	POLAND	522 851	44 480	26 958
SLOVAKIA	149 978	6 733	4 071	CZECH REPUB	145 463	17 955	10 819
HUNGARY	248 104	11 894	7 131	SLOVAKIA	36 056	2 702	1 643
UKRAINE	295 064	20 300	12 246	HUNGARY	9 656	1 509	915
BELARUS	58 665	3 615	2 183				
RUSSIA	589 284	37 755	22 921				
LIBYA	46 180	2 927	1 767				
GUINEA	41 790	2 716	1 649				
USA	785 243	112 287	67 681				
CANADA	322 817	15 613	9 436				
PANAMA	2 687	176	108				
BRAZIL	314 816	19 021	11 613				
ARGENTINA	22 197	1 320	779				
ISRAEL	8 268	1 837	1 109				
INDIA	2 189	964	588				
CHINA	3 688	1 079	649				
SOUTH KOREA	12 404	1 056	644				
JAPAN	71 648	28 052	16 892				
TAIWAN	400	229	142				
NEW ZEALAND	183	79	46				
EXPORTS	25 144 089	1 738 530	1 050 989				
FRANCE	2 466 366	174 097	105 452				
BELGIUM LUX	6 599 608	395 218	238 356				
NETHERLANDS	7 904 615	418 471	253 602				
ITALY	945 260	86 327	52 087				
UNTD KINGDOM	2 107 422	143 838	87 142				
IRELAND	18 048	2 980	1 802				
DENMARK	48 344	10 161	6 137				
GREECE	113 481	8 837	5 318				
PORTUGAL	9 655	2 130	1 282				
SPAIN	272 943	40 014	24 139				

6 IMPORTS AND EXPORTS (SPECIAL TRADE) BY GROUPS OF THE SITC-REV. III AND BY COUNTRIES OF PRODUCTION AND CONSUMPTION 1993

GROUP COUNTRY	DT = 100 KG	1 000 DM	1 000 \$	GROUP COUNTRY	DT = 100 KG	1 000 DM	1 000 \$
ROMANIA	3 862	420	251	HAITI	465	95	59
UKRAINE	691	82	48	DOMINIC REP	1 215	360	223
BELARUS	637	74	44	JAMAICA	352	101	61
RUSSIA	102 255	9 754	5 895	COLOMBIA	42 801	4 347	2 619
LIBYA	34 810	613	379	VENEZUELA	40 189	5 971	3 623
EGYPT	1 166	99	59	ECUADOR	5 943	1 069	640
GHANA	970	83	49	PERU	1 004	648	388
NIGERIA	4 174	338	198	BRAZIL	148 373	41 403	25 023
SOUTH AFRICA	1 110	103	61	CHILE	17 330	2 116	1 276
USA	292 770	61 073	36 931	BOLIVIA	664	252	150
CANADA	208	61	36	PARAGUAY	455	103	65
MEXICO	8 101	1 370	835	URUGUAY	1 385	534	324
GUYANA	2 647	224	135	ARGENTINA	34 646	9 041	5 466
FRENCH GUIAN	1 057	83	49	CYPRUS	813	165	97
BRAZIL	118 923	13 048	7 858	LEBANON	1 879	427	253
CHILE	698 412	13 667	8 265	SYRIA	7 732	941	568
PARAGUAY	20	51	30	IRAN	64 988	8 169	4 981
ARGENTINA	2 740	248	150	ISRAEL	74 417	13 538	8 176
CYPRUS	7 915	557	340	JORDAN	5 108	922	559
ISRAEL	180	110	68	SAUDI ARABIA	18 305	3 246	1 963
SAUDI ARABIA	695 500	14 923	8 874	KUWAIT	327	93	57
INDIA	3 167	3 335	2 029	BAHRAIN	250	60	36
BANGLADESH	390	71	42	QATAR	621	265	155
INDONESIA	86 486	11 173	6 785	ARAB EMIRAT	11 931	1 832	1 108
MALAYSIA	36 192	4 204	2 532	YEMEN	879	157	96
SINGAPORE	3 080	1 758	1 087	PAKISTAN	57 585	4 189	2 538
PHILIPPINES	25 032	2 023	1 222	INDIA	46 684	16 743	10 155
CHINA	20 555	11 375	6 901	BANGLADESH	10 401	1 170	706
SOUTH KOREA	619	430	257	SRI LANKA	1 962	400	241
JAPAN	64 092	42 384	25 731	NEPAL	202	110	63
TAIWAN	1 328	411	250	THAILAND	51 930	8 080	4 868
HONG KONG	235	220	133	INDONESIA	28 664	4 631	2 776
NEW ZEALAND	3	52	30	MALAYSIA	21 162	5 272	3 207
EXPORTS	16 000 160	2 144 200	1 296 625	SINGAPORE	24 513	6 284	3 791
FRANCE	1 829 756	216 363	130 655	PHILIPPINES	9 817	1 287	776
BELGIUM LUX	1 604 275	177 456	107 239	CHINA	178 201	33 317	20 059
NETHERLANDS	3 092 947	340 548	205 924	SOUTH KOREA	93 423	21 747	13 143
ITALY	1 342 633	184 474	111 850	JAPAN	214 273	62 154	37 646
UNITED KINGDOM	1 427 641	178 736	108 016	TAIWAN	879 291	70 077	42 354
IRELAND	106 805	12 848	7 759	HONG KONG	27 881	6 467	3 913
DENMARK	271 596	36 164	21 785	AUSTRALIA	109 864	12 831	7 732
GREECE	37 493	7 240	4 375	NEW ZEALAND	2 062	567	339
PORTUGAL	57 882	6 367	3 820	UNID COUNTR	2 260	377	229
SPAIN	431 564	70 626	42 822	513 CARBOXYLIC ACIDS, DERIVTS			
EU	10 201 592	1 230 822	744 245	IMPORTS	7 987 235	1 571 346	950 388
CANARY IS	214	167	101	FRANCE	1 501 675	269 500	162 925
ICELAND	858	162	99	BELGIUM LUX	1 740 252	217 091	131 387
NORWAY	92 535	11 776	7 170	NETHERLANDS	1 308 082	200 944	121 441
SWEDEN	195 303	25 795	15 570	ITALY	438 542	106 930	64 644
FINLAND	52 491	8 459	5 118	UNITED KINGDOM	878 069	173 562	104 878
SWITZERLAND	616 448	95 872	58 066	IRELAND	44 847	58 483	35 412
AUSTRIA	530 066	38 089	23 083	DENMARK	6 446	4 883	2 954
TURKEY	84 819	16 469	9 966	GREECE	193	113	68
ESTONIA	372	67	41	PORTUGAL	9 240	1 929	1 162
LATVIA	25 745	3 793	2 289	SPAIN	197 287	36 127	21 860
LITHUANIA	3 922	620	366	EU	6 124 633	1 069 562	646 731
POLAND	554 874	30 978	18 708	NORWAY	8 794	7 722	4 666
CZECH REPUBL	268 196	12 230	7 391	SWEDEN	132 426	21 288	12 855
SLOVAKIA	19 522	6 302	3 812	FINLAND	2 194	1 490	915
HUNGARY	75 442	8 034	4 863	SWITZERLAND	98 361	76 716	46 392
ROMANIA	18 418	3 835	2 314	AUSTRIA	555 555	112 743	68 424
BULGARIA	9 056	1 801	1 089	TURKEY	2 913	866	525
UKRAINE	4 554	703	420	ESTONIA	5 622	487	295
BELARUS	3 260	513	311	POLAND	36 860	5 796	3 510
RUSSIA	300 847	50 182	30 361	CZECH REPUBL	145 495	21 775	13 199
GEORGIA	289	53	32	SLOVAKIA	5 667	833	505
ARMENIA	543	122	71	HUNGARY	65 051	7 400	4 463
AZERBAIJAN	3 792	719	435	ROMANIA	7 524	1 852	1 119
KAZAKHSTAN	2 655	550	337	BULGARIA	205	66	38
UZBEKISTAN	2 024	372	218	UKRAINE	18 248	2 055	1 224
TADJIKISTAN	391	200	118	BELARUS	5 861	550	335
SLOVENIA	28 856	3 833	2 307	RUSSIA	31 187	3 022	1 839
CROATIA	19 794	3 749	2 263	SOUTH AFRICA	2 885	818	493
SERB MONTNEG	55	357	215	USA	345 762	117 415	70 938
MACEDONIA	1 116	434	262	CANADA	8 193	2 036	1 228
MOROCCO	7 716	1 341	813	MEXICO	8 309	2 085	1 264
ALGERIA	2 591	539	323	BAHAMAS	25	788	491
TUNISIA	3 514	631	381	ECUADOR	520	70	43
LIBYA	1 023	399	242	BRAZIL	11 141	2 098	1 240
EGYPT	15 720	2 315	1 388	ARGENTINA	2 981	833	501
SUDAN	400	77	46	CYPRUS	16 342	1 665	1 016
SENEGAL	845	180	109	ISRAEL	9 879	5 509	3 360
CTE D IVOIRE	4 432	971	588	INDIA	11 457	3 518	2 124
GHANA	291	82	50	INDONESIA	8 498	1 441	867
NIGERIA	13 438	1 993	1 192	MALAYSIA	20 037	2 304	1 388
CAMEROON	936	214	127	CHINA	113 559	29 583	17 877
RWANDA	817	260	157	SOUTH KOREA	20 636	3 490	2 130
ETHIOPIA	397	158	96	JAPAN	147 278	60 220	36 442
KENYA	3 000	698	415	TAIWAN	10 931	2 241	1 354
TANZANIA	293	159	97	HONG KONG	380	75	45
MOZAMBIQUE	198	59	36	AUSTRALIA	2	52	31
MADAGASCAR	706	115	70	NEW ZEALAND	122	634	373
MAURITIUS	2 149	276	165	EXPORTS	12 274 991	2 314 889	1 400 671
ZIMBABWE	1 329	332	201	FRANCE	1 041 831	235 452	142 615
SOUTH AFRICA	72 877	13 366	8 076	BELGIUM LUX	1 108 022	152 850	92 547
USA	418 898	195 065	118 064	NETHERLANDS	2 300 795	354 270	214 670
CANADA	40 974	5 637	3 401	ITALY	1 438 820	221 132	133 869
MEXICO	37 175	8 176	4 920	UNITED KINGDOM	1 136 634	218 260	131 893
GUATEMALA	2 110	684	412	IRELAND	54 141	8 895	5 367
HONDURAS	413	157	94	DENMARK	123 517	23 804	14 379
EL SALVADOR	527	270	162	GREECE	57 564	10 290	6 227
COSTA RICA	2 706	838	506				
PANAMA	823	176	105				
CUBA	590	95	60				

6 IMPORTS AND EXPORTS (SPECIAL TRADE) BY GROUPS OF THE SITC-REV. III AND BY COUNTRIES OF PRODUCTION AND CONSUMPTION 1993

GROUP COUNTRY	DT = 100 KG	1 000 DM	1 000 \$	GROUP COUNTRY	DT = 100 KG	1 000 DM	1 000 \$
PORTUGAL	47 489	8 903	5 388	514 NITROGEN-FUNCT.COMPOUNDS			
SPAIN	434 969	108 294	65 645	IMPORTS	5 668 912	2 865 578	1 734 220
EU	7 743 782	1 342 150	812 600	FRANCE	909 952	298 523	180 139
CANARY IS	116	129	78	BELGIUM LUX	1 276 537	350 124	212 118
ICELAND	412	142	84	NETHERLANDS	876 220	179 581	108 865
NORWAY	174 859	15 670	9 467	ITALY	137 222	361 284	219 156
SWEDEN	255 369	37 657	22 787	UNITD KINGDOM	1 111 830	737 582	446 567
FINLAND	145 083	25 267	15 288	IRELAND	48 675	36 451	22 070
SWITZERLAND	582 877	134 767	81 683	DENMARK	8 903	4 672	2 816
AUSTRIA	266 167	53 417	32 337	GREECE	3 019	228	137
MALTA	299	170	103	PORTUGAL	38 077	4 373	2 685
TURKEY	124 823	33 655	20 306	SPAIN	48 181	44 092	26 635
ESTONIA	589	86	53	EU	4 458 616	2 016 910	1 221 188
LATVIA	2 342	268	158	CEUTA MEL	32	73	46
LITHUANIA	678	89	52	NORWAY	6 275	50 494	30 636
POLAND	62 189	13 523	8 153	SWEDEN	58 948	26 229	15 864
CZECH REPUB	29 350	8 465	5 124	FINLAND	2 283	2 899	1 640
SLOVAKIA	20 786	4 297	2 605	SWITZERLAND	65 745	195 543	117 887
HUNGARY	53 696	12 918	7 813	AUSTRIA	16 482	9 100	5 506
ROMANIA	19 136	4 260	2 556	TURKEY	4 206	1 760	1 066
BULGARIA	14 067	2 795	1 698	POLAND	12 427	3 833	2 325
UKRAINE	7 062	1 517	896	CZECH REPUB	139 392	22 606	13 646
BELARUS	480	273	167	SLOVAKIA	1 193	749	448
RUSSIA	26 890	5 058	3 051	HUNGARY	49 751	19 440	11 783
SLOVENIA	16 472	4 620	2 780	ROMANIA	2 409	444	271
CROATIA	62 067	9 069	5 426	BULGARIA	1 822	83	51
SERB MONTNEG	233	244	147	UKRAINE	62	130	77
MACEDONIA	4 129	1 258	762	BELARUS	33 901	2 463	1 483
MOROCCO	28 555	3 926	2 342	RUSSIA	4 761	3 909	2 338
ALGERIA	15 983	2 904	1 725	SLOVENIA	862	571	340
TUNISIA	19 273	7 581	4 634	CROATIA	108	214	125
LIBYA	2 406	917	557	EGYPT	422	265	157
EGYPT	25 692	4 849	2 955	SOUTH AFRICA	48	130	78
SUDAN	192	73	44	USA	454 039	200 506	121 309
SENEGAL	437	162	98	CANADA	2 758	1 275	777
LIBERIA	500	146	88	MEXICO	1 480	2 275	1 359
CTE D IVOIRE	26 432	2 708	1 646	COLOMBIA	803	210	125
GHANA	603	204	118	VENEZUELA	150	95	59
NIGERIA	29 885	4 329	2 656	BRAZIL	30 570	8 970	5 453
CAMEROON	227	94	56	CHILE	512	152	93
BURUNDI	119	67	42	ARGENTINA	26 811	7 107	4 301
ETHIOPIA	570	94	59	ISRAEL	3 115	4 903	2 944
KENYA	3 454	899	550	INDIA	24 384	21 347	12 938
TANZANIA	555	215	133	THAILAND	1 640	480	294
MOZAMBIQUE	162	50	32	INDONESIA	27 015	9 087	5 505
MADAGASCAR	50	66	40	SINGAPORE	2 858	6 660	3 884
MAURITIUS	813	387	235	PHILIPPINES	448	188	116
ZIMBABWE	905	193	119	CHINA	31 848	23 718	14 319
SOUTH AFRICA	37 051	10 471	6 305	NORTH KOREA	146	71	43
USA	443 853	120 018	72 491	SOUTH KOREA	58 708	30 426	18 432
CANADA	58 747	16 696	10 127	JAPAN	134 369	185 031	112 047
MEXICO	50 358	14 815	8 928	TAIWAN	6 927	4 423	2 672
GUATEMALA	2 614	852	520	HONG KONG	284	858	506
HONDURAS	801	216	131	EXPORTS	7 242 262	3 643 210	2 205 291
EL SALVADOR	2 822	596	351	FRANCE	976 219	322 516	195 388
COSTA RICA	12 017	1 682	1 006	BELGIUM LUX	618 260	228 889	138 433
PANAMA	1 100	369	223	NETHERLANDS	1 184 484	530 401	321 250
CUBA	3 667	739	440	ITALY	869 235	302 511	183 196
HAITI	113	84	51	UNITD KINGDOM	427 391	189 435	114 711
DOMINIC REP	3 142	645	388	IRELAND	24 778	17 263	10 429
NETH ANTILL	1 154	321	195	DENMARK	67 064	25 017	15 167
COLOMBIA	22 832	7 783	4 664	GREECE	16 186	21 106	12 775
VENEZUELA	16 097	5 152	3 112	PORTUGAL	47 705	18 733	11 271
ECUADOR	11 807	6 901	4 170	SPAIN	292 341	174 855	106 126
PERU	10 495	4 465	2 701	EU	4 523 663	1 830 725	1 108 746
BRAZIL	91 411	25 179	15 185	CANARY IS	189	90	56
CHILE	12 779	3 934	2 372	ICELAND	109	92	53
BOLIVIA	2 690	504	311	NORWAY	25 152	10 351	6 278
PARAGUAY	2 863	641	383	SWEDEN	84 853	30 370	18 405
URUGUAY	7 362	1 132	688	FINLAND	61 115	13 272	8 034
ARGENTINA	39 607	9 204	5 558	SWITZERLAND	375 348	283 970	171 754
CYPRUS	1 478	430	259	AUSTRIA	99 905	53 549	32 420
LEBANON	1 999	500	299	TURKEY	112 406	41 012	24 842
SYRIA	4 096	939	569	LATVIA	189	125	77
IRAN	28 062	5 147	3 124	POLAND	37 937	30 740	18 579
ISRAEL	96 114	20 953	12 656	CZECH REPUB	36 005	17 237	10 438
JORDAN	1 979	1 174	712	SLOVAKIA	5 219	1 204	720
SAUDI ARABIA	17 344	3 203	1 929	HUNGARY	87 988	23 746	14 407
KUWAIT	1 561	346	209	ROMANIA	4 703	2 246	1 350
QATAR	810	1 338	814	BULGARIA	3 360	2 263	1 373
ARAB EMIRAT	14 721	2 024	1 212	ALBANIA	87	62	39
OMAN	1 121	364	219	UKRAINE	2 682	1 774	1 086
YEMEN	1 069	289	178	BELARUS	6 330	1 899	1 155
AFGHANISTAN	122	102	64	RUSSIA	15 293	7 227	4 327
PAKISTAN	90 519	12 676	7 644	TURKMENISTAN	16 908	2 174	1 290
INDIA	73 451	18 919	11 424	UZBEKISTAN	10 024	3 273	1 920
BANGLADESH	16 527	2 582	1 560	SLOVENIA	13 398	6 062	3 654
SRI LANKA	7 262	806	491	CROATIA	8 307	4 842	2 938
NEPAL	3 788	473	290	MACEDONIA	299	147	88
MYANMAR	399	128	76	MOROCCO	1 912	761	455
THAILAND	86 129	12 562	7 604	ALGERIA	3 926	846	507
VIETNAM	5 048	714	436	TUNISIA	3 949	1 507	908
INDONESIA	44 156	10 520	6 351	LIBYA	3 814	1 733	1 039
MALAYSIA	31 892	4 413	2 671	EGYPT	11 133	8 883	5 352
SINGAPORE	110 455	15 101	9 172	SUDAN	137	99	61
PHILIPPINES	19 607	5 490	3 317	MAURITANIA	1 564	479	281
CHINA	168 620	21 707	13 086	MALI	940	279	167
NORTH KOREA	10 399	840	490	BURKINA FASO	204	82	51
SOUTH KOREA	187 627	32 410	19 613	SENEGAL	1 580	505	301
JAPAN	145 125	67 719	41 038	CTE D IVOIRE	1 284	928	561
TAIWAN	137 659	23 466	14 209	GHANA	1 247	983	601
HONG KONG	275 321	29 266	17 801	BENIN	198	64	38
AUSTRALIA	68 986	41 271	24 755				
NEW ZEALAND	11 593	1 862	1 122				
UNIO COUNTR	1 581	470	283				

6 IMPORTS AND EXPORTS (SPECIAL TRADE) BY GROUPS OF THE SITC-REV. III AND BY COUNTRIES OF PRODUCTION AND CONSUMPTION 1993

GROUP COUNTRY	DT = 100 KG	1 000 DM	1 000 \$	GROUP COUNTRY	DT = 100 KG	1 000 DM	1 000 \$
NIGERIA	29 341	18 902	11 361	SOUTH AFRICA	3 803	1 767	1 067
CAMEROON	202	138	83	USA	73 313	352 765	212 753
ZAIRE	530	521	315	CANADA	1 856	8 180	4 902
ETHIOPIA	215	551	328	MEXICO	3 057	10 237	6 134
KENYA	1 554	716	439	BAHAMAS		57	35
TANZANIA	381	428	257	DOMINIC REP	460	59	36
MADAGASCAR	53	74	44	BRAZIL	16 296	20 106	12 091
REUNION	386	129	79	CHILE	155	712	427
MAURITIUS	517	539	325	ARGENTINA	37	591	358
ZAMBIA	17	99	61	CYPRUS	4	70	42
ZIMBABWE	563	1 282	779	ISRAEL	716	4 044	2 444
SOUTH AFRICA	62 967	29 973	18 190	SAUDI ARABIA	10 418	1 582	950
USA	252 021	325 603	196 833	INDIA	30 786	30 124	18 124
CANADA	77 910	17 227	10 403	THAILAND	11 538	2 792	1 689
MEXICO	20 453	39 337	23 839	INDONESIA	53	861	519
GUATEMALA	4 996	3 479	2 086	SINGAPORE	515	66 674	39 800
HONDURAS	304	140	86	CHINA	58 484	71 962	43 553
EL SALVADOR	547	1 361	826	SOUTH KOREA	17 508	53 377	32 485
NICARAGUA	45	54	32	JAPAN	103 806	226 143	137 082
COSTA RICA	2 065	1 644	1 002	TAIWAN	674	605	363
PANAMA	159	323	196	HONG KONG	590	2 683	1 640
CUBA	419	382	232	AUSTRALIA	57	144	86
HAITI	82	47	30				
DOMINIC REP	1 030	699	416	EXPORTS	2 650 915	4 438 100	2 681 501
JAMAICA	246	82	50				
BARBADOS	52	735	445	FRANCE	291 727	341 618	206 829
TRINIDAD TOB	159	63	36	BELGIUM LUX	190 246	109 309	66 098
COLOMBIA	37 782	22 822	13 861	NETHERLANDS	139 585	177 091	106 214
VENEZUELA	17 170	12 625	7 683	ITALY	441 145	414 111	251 847
FRENCH GUIAN	34	210	125	UNITD KINGDOM	201 938	208 967	126 602
ECUADOR	1 399	4 372	2 624	IRELAND	11 947	35 945	21 844
PERU	1 428	2 286	1 383	DENMARK	22 614	21 726	13 226
BRAZIL	88 742	107 794	65 175	GREECE	12 923	34 870	21 195
CHILE	4 043	3 968	2 402	PORTUGAL	6 728	32 285	19 659
BOLIVIA	345	441	268	SPAIN	71 410	143 344	86 849
PARAGUAY	238	225	135	EU	1 390 263	1 519 266	920 363
URUGUAY	772	744	447	ICELAND	93	167	101
ARGENTINA	17 212	22 223	13 443	NORWAY	8 490	13 208	7 978
CYPRUS	2 185	781	471	SWEDEN	20 284	18 745	11 344
LEBANON	2 804	1 175	717	FINLAND	11 996	9 747	5 887
SYRIA	10 810	2 485	1 506	SWITZERLAND	199 272	296 062	177 789
IRAN	27 821	7 558	4 570	AUSTRIA	48 408	65 142	39 392
ISRAEL	83 884	41 470	25 151	MALTA	41	102	61
JORDAN	3 672	1 260	761	TURKEY	21 581	64 100	38 882
SAUDI ARABIA	33 682	11 038	6 732	LATVIA	293	1 743	1 036
KUWAIT	4 625	1 482	898	POLAND	11 493	16 261	9 877
BAHRAIN	904	268	162	CZECH REPUB	9 263	10 098	6 108
QATAR	1 660	619	372	SLOVAKIA	5 888	9 493	2 127
ARAB EMIRAT	9 300	2 540	1 530	HUNGARY	15 319	12 596	7 647
OMAN	3 460	1 093	661	ROMANIA	729	1 088	651
YEMEN	280	87	52	BULGARIA	2 168	2 338	1 407
PAKISTAN	13 709	7 587	4 585	UKRAINE	6 493	5 623	3 474
INDIA	74 299	47 508	28 679	BELARUS	2 147	4 374	2 648
BANGLADESH	669	576	344	MOLDOVA	1 083	2 012	1 261
SRI LANKA	736	379	228	RUSSIA	19 042	26 635	16 575
NEPAL	9	192	115	KAZAKHSTAN	2 195	4 103	2 466
THAILAND	23 046	11 887	7 161	TURKMENISTAN	1 405	670	392
INDONESIA	14 496	12 326	7 491	SLOVENIA	1 930	3 896	2 366
MALAYSIA	11 233	5 069	3 063	CROATIA	12 462	7 532	4 546
SINGAPORE	22 330	12 757	7 734	SERB MONTNEG	16	2 190	1 284
PHILIPPINES	11 850	9 867	5 975	MACEDONIA	469	411	250
CHINA	218 718	49 091	29 709	MOROCCO	646	4 220	2 559
SOUTH KOREA	106 496	56 155	34 020	ALGERIA	289	148	91
JAPAN	190 206	272 586	165 013	TUNISIA	376	1 219	725
TAIWAN	117 551	49 108	29 730	LIBYA	82	131	79
HONG KONG	29 161	11 430	6 950	EGYPT	4 069	13 633	8 241
MACAO	224	63	38	SUDAN	31	128	75
AUSTRALIA	25 526	13 462	8 123	CTE D IVOIRE	1 072	1 520	929
NEW ZEALAND	5 800	2 417	1 452	GHANA	91	164	99
FIJI	225	60	37	NIGERIA	3 091	4 970	3 011
UNITD COUNTR	738	700	412	ZAIRE	30	96	56
				BURUNDI	1 179	2 386	1 414
				ETHIOPIA	94	158	97
				KENYA	660	991	593
				UGANDA	38	80	49
				TANZANIA	80	161	98
				MOZAMBIQUE	202	182	112
				MAURITIUS	87	126	75
				ZIMBABWE	332	379	232
				SOUTH AFRICA	55 911	43 484	26 344
				USA	310 280	979 518	589 743
				CANADA	19 882	149 258	89 631
				MEXICO	22 713	73 412	44 434
				GUATEMALA	1 835	6 106	3 703
				HONDURAS	133	156	99
				EL SALVADOR	358	5 965	3 648
				NICARAGUA	47	80	38
				COSTA RICA	600	1 068	651
				PANAMA	1 285	10 408	6 320
				CUBA	184	376	220
				HAITI	69	132	81
				BAHAMAS	660	6 949	4 194
				DOMINIC REP	529	892	534
				JAMAICA	235	79	50
				BARBADOS	31	628	375
				COLOMBIA	5 484	24 206	14 691
				VENEZUELA	5 120	15 563	9 452
				ECUADOR	1 502	4 119	2 498
				PERU	3 369	5 417	3 307
				BRAZIL	42 441	96 673	58 423
				CHILE	3 298	6 789	4 122
				BOLIVIA	579	791	473
				PARAGUAY	735	2 143	1 288
				URUGUAY	448	2 000	1 205
				ARGENTINA	13 204	32 055	19 415
				CYPRUS	104	218	133

515 ORGANO-INORGANIC COMPNDS

IMPORTS	2 300 839	2 281 369	1 377 850
FRANCE	336 028	177 205	107 500
BELGIUM LUX	831 319	257 988	156 236
NETHERLANDS	291 068	118 828	71 948
ITALY	59 707	103 084	62 473
UNITD KINGDOM	102 703	199 841	120 408
IRELAND	5 636	115 559	69 850
DENMARK	14 245	21 389	12 980
GREECE	2	78	49
PORTUGAL	9	89	53
SPAIN	19 895	32 697	19 712
EU	1 660 612	1 026 758	621 209
NORWAY	2 021	4 769	2 867
SWEDEN	1 922	5 334	3 224
FINLAND	1 275	3 757	2 275
SWITZERLAND	35 825	294 999	177 287
AUSTRIA	89 478	23 415	14 146
TURKEY	2 505	404	245
LATVIA	1 776	1 574	951
LITHUANIA	3 945	1 768	1 056
POLAND	43 607	10 092	6 112
CZECH REPUB	9 034	5 904	3 547
SLOVAKIA	1 955	1 894	1 153
HUNGARY	9 113	6 790	4 052
ROMANIA	18 412	5 405	3 259
BULGARIA	4 682	1 210	726
UKRAINE	3 436	2 260	1 369
BELARUS	453	227	136
RUSSIA	72 386	25 399	15 305
SLOVENIA	3 791	2 788	1 690
CROATIA	514	904	550

6 IMPORTS AND EXPORTS (SPECIAL TRADE) BY GROUPS OF THE SITC-REV. III AND BY COUNTRIES OF PRODUCTION AND CONSUMPTION 1993

GROUP COUNTRY	DT = 100 KG	1 000 DM	1 000 \$	GROUP COUNTRY	DT = 100 KG	1 000 DM	1 000 \$
LEBANON	32	73	46	HUNGARY	38 553	11 967	7 263
SYRIA	135	776	470	ROMANIA	3 088	1 928	1 161
IRAN	2 316	2 859	1 716	BULGARIA	1 163	1 161	702
ISRAEL	21 410	29 811	17 980	UKRAINE	7 110	1 547	958
JORDAN	1 123	1 523	921	BELARUS	229	176	109
SAUDI ARABIA	15 625	6 278	3 815	RUSSIA	19 946	6 863	4 192
KUWAIT	303	202	121	SLOVENIA	11 981	4 432	2 693
QATAR	21	51	31	CROATIA	18 303	3 211	1 945
ARAB EMIRAT	288	398	240	SERB MONTNEG	7	130	79
YEMEN	13	56	34	MACEDONIA	1 155	432	259
PAKISTAN	3 909	25 013	15 089	MOROCCO	1 054	661	402
INDIA	17 640	23 007	13 840	ALGERIA	410	308	181
BANGLADESH	598	1 726	1 041	TUNISIA	816	661	395
SRI LANKA	360	463	274	LIBYA	1 319	2 130	1 278
THAILAND	7 556	14 031	8 496	EGYPT	3 176	3 259	1 971
VIETNAM	91	138	80	CTE D IVOIRE	246	290	171
INDONESIA	10 820	27 359	16 522	GHANA	556	242	145
MALAYSIA	9 817	9 242	5 605	NIGERIA	5 236	968	583
SINGAPORE	15 146	13 630	8 171	ZAIRE	25	101	62
PHILIPPINES	4 562	10 138	6 146	ETHIOPIA	173	135	83
CHINA	50 737	25 571	15 487	KENYA	397	508	306
SOUTH KOREA	37 287	81 718	49 292	TANZANIA	654	833	521
JAPAN	103 345	472 074	285 342	MADAGASCAR	32	49	30
TAIWAN	19 075	30 491	18 482	REUNION	192	291	175
HONG KONG	16 353	19 438	11 748	MAURITIUS	215	83	50
AUSTRALIA	13 290	47 134	28 487	ZAMBIA	1 339	295	180
NEW ZEALAND	1 928	2 969	1 801	ZIMBABWE	858	460	272
UNID COUNTR	419	656	394	SOUTH AFRICA	33 637	9 226	5 569
516 OTHER ORGANIC CHEMICALS				LESOTHO	163	245	143
IMPORTS	7 273 646	1 558 627	945 295	USA	247 948	236 489	143 148
FRANCE	704 230	120 701	72 983	CANADA	5 882	6 845	4 127
BELGIUM LUX	1 831 006	188 706	114 290	MEXICO	10 018	10 695	6 436
NETHERLANDS	3 201 686	294 915	178 244	GUATEMALA	992	1 293	776
ITALY	328 629	58 049	35 070	HONDURAS	82	127	74
UNTD KINGDOM	212 174	92 254	55 617	EL SALVADOR	391	566	349
IRELAND	224	1 415	864	COSTA RICA	465	325	195
DENMARK	78 978	70 870	42 917	PANAMA	110	441	262
GREECE	30	75	46	CUBA	67	288	176
PORTUGAL	176	55	32	BAHAMAS	138	274	163
SPAIN	23 474	11 155	6 744	DOMINIC REP	386	239	146
EU	6 380 607	838 195	506 807	AM VIRGIN IS	34	163	100
NORWAY	2 139	5 060	3 035	TRINIDAD TOB	17	67	42
SWEDEN	13 126	7 286	4 419	COLOMBIA	6 996	6 789	4 097
FINLAND	78 393	8 113	4 881	VENEZUELA	6 892	3 038	1 824
SWITZERLAND	60 811	437 987	267 635	ECUADOR	525	690	417
AUSTRIA	92 799	24 104	14 568	PERU	597	1 243	751
LITHUANIA	1 033	376	226	BRAZIL	41 646	23 460	14 205
POLAND	71 489	5 114	3 109	CHILE	3 231	2 441	1 476
CZECH REPUBL	22 342	8 270	4 972	BOLIVIA	366	252	153
SLOVAKIA	8 450	821	506	PARAGUAY	369	317	192
HUNGARY	20 808	1 341	803	URUGUAY	1 190	739	443
ROMANIA	19 167	974	593	ARGENTINA	10 412	10 058	6 087
BULGARIA	112	339	204	CYPRUS	185	219	134
UKRAINE	1 179	113	70	LEBANON	143	213	128
RUSSIA	10 075	1 826	1 097	SYRIA	392	546	328
ZAIRE	55	430	259	IRAN	5 144	4 163	2 523
SOUTH AFRICA	19	1 984	845	ISRAEL	27 194	8 176	4 925
USA	131 264	81 761	49 478	JORDAN	713	338	197
CANADA	10	244	145	SAUDI ARABIA	10 573	4 562	2 761
MEXICO	301	4 027	2 442	KUWAIT	1 481	347	208
CUBA	200	108	66	BAHRAIN	131	202	119
NETH ANTILL	418	3 532	2 226	QATAR	48	53	31
ECUADOR	567	49	30	ARAB EMIRAT	4 056	1 868	1 120
BRAZIL	14 911	5 933	3 584	OMAN	177	315	196
ARGENTINA	874	2 833	1 712	YEMEN	70	83	52
ISRAEL	7 186	5 844	3 543	PAKISTAN	12 151	6 766	4 099
SAUDI ARABIA	253 719	10 274	6 113	INDIA	17 224	11 839	7 144
INDIA	7 259	8 668	5 243	BANGLADESH	803	930	566
THAILAND	208	2 252	1 365	SRI LANKA	205	248	148
INDONESIA	81	93	57	MYANMAR	98	143	90
SINGAPORE	713	892	540	THAILAND	15 151	6 078	3 671
CHINA	12 026	10 282	6 171	VIETNAM	490	406	244
SOUTH KOREA	1 300	2 034	1 254	INDONESIA	32 716	16 682	10 111
JAPAN	56 972	72 974	44 247	MALAYSIA	4 458	2 779	1 678
TAIWAN	1 668	4 646	2 821	SINGAPORE	23 971	7 954	4 800
HONG KONG	224	172	105	PHILIPPINES	7 071	7 761	4 708
NEW ZEALAND	3	60	36	CHINA	17 703	7 727	4 690
EXPORTS	9 626 714	2 013 595	1 219 012	NORTH KOREA	11 386	957	571
FRANCE	835 930	152 428	92 365	SOUTH KOREA	104 628	24 383	14 687
BELGIUM LUX	1 984 386	259 674	157 292	JAPAN	55 091	58 813	35 516
NETHERLANDS	2 705 207	304 197	184 651	TAIWAN	84 770	13 647	8 229
ITALY	671 918	120 736	73 193	HONG KONG	18 046	6 311	3 813
UNTD KINGDOM	773 010	139 200	84 225	AUSTRALIA	9 498	10 536	6 372
IRELAND	13 165	19 865	12 104	NEW ZEALAND	1 885	1 842	1 106
DENMARK	53 498	14 701	8 887	UNID COUNTR	1 300	1 601	968
GREECE	8 718	3 822	2 305	522 INORGANIC CHEM.ELEMENTS			
PORTUGAL	20 944	6 051	3 644	IMPORTS	21 431 285	1 357 613	821 020
SPAIN	161 540	54 957	33 300	FRANCE	4 143 942	213 636	129 150
EU	7 228 316	1 075 631	651 966	BELGIUM LUX	4 787 109	197 621	119 718
ICELAND	1 868	344	207	NETHERLANDS	4 119 108	220 799	133 573
NORWAY	93 502	28 820	17 353	ITALY	471 593	42 038	25 529
SWEDEN	150 163	26 959	16 330	UNTD KINGDOM	558 757	67 682	40 942
FINLAND	21 625	8 989	5 450	IRELAND	695	233	140
SWITZERLAND	632 543	203 059	122 691	DENMARK	20 907	2 198	1 326
AUSTRIA	122 523	32 244	19 501	PORTUGAL	1 810	616	369
MALTA	79	212	125	SPAIN	198 451	8 506	5 119
TURKEY	80 234	18 841	11 403	EU	14 302 372	753 332	455 868
LATVIA	145	61	37	CEUTA MEL	690	215	129
POLAND	241 026	34 378	20 750	NORWAY	522 920	80 814	48 625
CZECH REPUBL	87 741	13 620	8 230	SWEDEN	109 977	9 764	5 897
SLOVAKIA	6 602	1 760	1 066	FINLAND	59 615	15 932	9 660
				SWITZERLAND	559 564	20 154	12 195
				AUSTRIA	1 366 881	49 894	30 157

6 IMPORTS AND EXPORTS (SPECIAL TRADE) BY GROUPS OF THE SITC-REV. III AND BY COUNTRIES OF PRODUCTION AND CONSUMPTION 1993

GROUP COUNTRY	DT = 100 KG	1 000 DM	1 000 \$	GROUP COUNTRY	DT = 100 KG	1 000 DM	1 000 \$
TURKEY	59 734	4 733	2 844	MOZAMBIQUE	117	87	53
ESTONIA	53	116	72	MADAGASCAR	13 300	864	521
LITHUANIA	915	547	332	REUNION	200	49	30
POLAND	412 134	24 459	14 811	MAURITIUS	10 485	843	507
CZECH REPUBL	730 134	26 106	15 782	ZAMBIA	826	90	54
SLOVAKIA	159 969	2 782	1 664	ZIMBABWE	10 350	938	555
HUNGARY	90 764	4 383	2 632	MALAWI	4 786	277	164
ROMANIA	786	199	123	SOUTH AFRICA	89 520	21 383	12 907
BULGARIA	6 860	474	285	NAMIBIA	120	56	33
UKRAINE	29 337	2 395	1 441	USA	4 469 428	229 351	138 852
BELARUS	586	124	76	CANADA	237 373	12 465	7 586
RUSSIA	1 211 605	58 881	36 534	MEXICO	51 326	10 209	6 161
KAZAKHSTAN	94 182	18 946	11 455	GUATEMALA	2 238	864	525
TADJIKISTAN	353	159	94	HONDURAS	2 836	359	217
SLOVENIA	76 526	18 129	10 951	EL SALVADOR	1 947	583	347
MOROCCO	5 454	142	86	NICARAGUA	5 252	81	48
ALGERIA	526	295	180	COSTA RICA	5 422	1 220	734
TUNISIA	10 982	293	183	PANAMA	688	89	58
ZAIRE	150	704	419	CUBA	1 276	423	261
SOUTH AFRICA	316 084	25 758	15 564	HAITI	391	81	48
USA	202 307	78 725	47 590	DOMINIC REP	2 007	566	341
CANADA	126 895	22 229	13 478	JAMAICA	854	262	158
MEXICO	25 877	2 173	1 323	TRINIDAD TOB	179	53	32
VENEZUELA	2 863	319	196	NETH ANTILL	913	236	142
PERU	1 155	234	139	COLOMBIA	36 812	6 889	4 178
BRAZIL	127 327	10 813	6 573	VENEZUELA	18 999	5 108	3 080
CHILE	17 953	4 543	2 770	FRENCH GUIAN	13	358	211
BOLIVIA	2 484	315	189	ECUADOR	8 173	1 525	917
ARGENTINA	11 066	920	555	PERU	13 380	2 851	1 714
CYPRUS	153	137	82	BRAZIL	264 076	16 450	9 944
ISRAEL	94 209	8 852	5 355	CHILE	13 716	3 044	1 839
INDIA	27 353	3 901	2 331	BOLIVIA	3 496	657	396
THAILAND	2 255	738	446	PARAGUAY	468	98	56
SINGAPORE	772	242	149	URUGUAY	1 723	613	371
PHILIPPINES	161	1 602	968	ARGENTINA	23 532	5 592	3 386
CHINA	230 736	44 510	26 960	CYPRUS	2 512	374	222
SOUTH KOREA	2 013	391	238	LEBANON	6 141	1 049	628
JAPAN	78 198	33 493	20 311	SYRIA	88 595	5 065	3 040
TAIWAN	35 039	3 021	1 825	IRAN	12 263	4 690	2 824
HONG KONG	1 736	363	221	ISRAEL	79 750	12 987	7 857
AUSTRALIA	307 335	20 214	12 184	JORDAN	2 090	672	397
EXPORTS	36 271 270	2 327 865	1 408 043	SAUDI ARABIA	26 555	8 568	5 171
FRANCE	3 438 989	282 119	170 778	KUWAIT	1 736	475	283
BELGIUM LUX	4 521 721	183 382	111 138	BAHRAIN	1 813	328	199
NETHERLANDS	7 293 825	218 853	132 305	QATAR	815	222	132
ITALY	816 209	146 786	88 907	ARAB EMIRAT	16 113	3 780	2 285
UNTD KINGDOM	3 853 505	178 516	107 996	OMAN	1 370	365	221
IRELAND	477 699	11 839	7 176	YEMEN	8 548	589	358
DENMARK	919 764	46 858	28 351	PAKISTAN	121 091	7 101	4 289
GREECE	37 000	10 310	6 236	INDIA	44 511	14 289	8 626
PORTUGAL	157 483	10 018	6 058	BANGLADESH	79 188	4 265	2 578
SPAIN	434 260	62 192	37 519	SRI LANKA	19 283	2 149	1 289
EU	21 950 455	1 150 873	698 464	NEPAL	3 112	201	118
CANARY IS	673	172	101	MYANMAR	1 080	142	87
ICELAND	20 812	662	401	THAILAND	47 441	15 046	9 066
NORWAY	205 868	17 809	10 783	VIETNAM	1 668	241	145
SWEDEN	1 211 482	61 669	37 352	INDONESIA	231 262	27 500	18 615
FINLAND	2 356 959	40 903	24 752	MALAYSIA	21 098	6 695	4 018
SWITZERLAND	478 608	71 118	43 039	BRUNEI	170	72	44
AUSTRIA	2 105 520	126 695	76 642	SINGAPORE	44 431	10 952	6 588
MALTA	2 410	337	205	PHILIPPINES	20 475	6 207	3 744
TURKEY	221 991	21 361	12 915	CHINA	44 895	9 419	5 687
LATVIA	576	132	83	SOUTH KOREA	72 594	24 674	14 856
LITHUANIA	15 143	418	251	JAPAN	169 702	136 408	82 419
POLAND	202 228	17 521	10 615	TAIWAN	145 352	61 652	37 222
CZECH REPUBL	193 206	20 142	12 220	HONG KONG	48 215	11 185	6 781
SLOVAKIA	70 959	6 716	4 055	AUSTRALIA	62 565	19 066	11 515
HUNGARY	64 152	13 126	7 907	NEW ZEALAND	10 363	2 949	1 766
ROMANIA	9 563	2 276	1 367	FIJI	1 776	104	63
BULGARIA	5 250	2 333	1 407	UNTD COUNTR	10 779	753	453
ALBANIA	692	204	124	523 METAL, SALTS, INORGAN. ACID			
UKRAINE	4 213	832	504	IMPORTS	10 021 799	616 610	372 858
BELARUS	3 261	1 488	888	FRANCE	1 187 828	65 158	39 436
RUSSIA	10 137	3 662	2 217	BELGIUM LUX	1 661 302	77 412	46 926
AZERBAIJAN	3 000	274	167	NETHERLANDS	2 061 548	112 171	67 764
SLOVENIA	65 989	8 226	4 967	ITALY	227 262	14 619	8 846
CROATIA	20 417	4 149	2 519	UNTD KINGDOM	169 222	35 052	21 180
MACEDONIA	1 349	553	335	IRELAND	9 625	2 203	1 328
MOROCCO	13 996	3 251	1 962	DENMARK	198 667	4 617	2 799
ALGERIA	10 046	1 601	975	PORTUGAL	196 266	1 208	730
TUNISIA	14 978	2 553	1 540	SPAIN	284 889	13 986	8 431
LIBYA	6 075	1 378	835	EU	5 996 638	326 429	197 440
EGYPT	19 123	3 932	2 385	NORWAY	37 466	5 065	3 087
SUDAN	52 280	2 362	1 422	SWEDEN	462 750	36 988	22 394
MALI	5 970	311	184	FINLAND	52 278	7 840	4 753
BURKINA FASO	9 434	420	250	SWITZERLAND	466 978	21 968	13 316
NIGER	4 500	145	85	AUSTRIA	336 907	16 259	9 814
CHAD	1 660	90	55	TURKEY	145 112	10 302	6 159
SENEGAL	785	102	61	ESTONIA	1 012	79	50
GAMBIA	3 042	163	97	LITHUANIA	4 335	463	279
CTE D IVOIRE	10 156	792	479	POLAND	457 359	14 239	8 579
GHANA	14 084	906	540	CZECH REPUBL	282 508	9 105	5 487
TOGO	1 499	64	39	SLOVAKIA	6 222	165	102
NIGERIA	35 362	3 203	1 941	HUNGARY	153 422	6 415	3 878
CAMEROON	4 451	298	179	ROMANIA	13 488	629	385
GABON	3 193	158	96	BULGARIA	2 448	278	169
CONGO	2 000	70	43	UKRAINE	3 154	314	189
ZAIRE	10 211	628	383	BELARUS	628	239	139
RWANDA	5 305	501	302	RUSSIA	29 035	8 382	5 088
BURUNDI	7 612	607	369	KAZAKHSTAN	2 881	438	269
ETHIOPIA	19 959	1 490	896	SLOVENIA	41 958	1 558	941
KENYA	19 872	2 190	1 327	BOS HERZEGOV	924	56	32
UGANDA	2 084	138	84	TUNISIA	11 493	369	218
TANZANIA	22 196	1 390	840				

6 IMPORTS AND EXPORTS (SPECIAL TRADE) BY GROUPS OF THE SITC-REV. III AND BY COUNTRIES OF PRODUCTION AND CONSUMPTION 1993

GROUP COUNTRY	DT = 100 KG	1 000 DM	1 000 \$	GROUP COUNTRY	DT = 100 KG	1 000 DM	1 000 \$
SOUTH AFRICA	13 128	3 211	1 923	BOLIVIA	9 077	1 300	767
USA	1 179 987	89 061	53 818	PARAGUAY	2 432	264	161
CANADA	1 203	738	447	URUGUAY	6 119	971	583
MEXICO	20 728	3 074	1 839	ARGENTINA	87 539	10 832	6 514
COSTA RICA	70	179	106	CYPRUS	26 299	1 966	1 198
BRAZIL	1 139	1 090	663	LEBANON	7 763	832	508
CHILE	37 520	17 976	10 918	SYRIA	8 784	1 226	738
ISRAEL	163 322	12 287	7 419	IRAN	27 318	5 625	3 376
INDIA	6 375	2 178	1 311	ISRAEL	74 068	9 716	5 866
THAILAND	932	774	469	JORDAN	5 122	601	363
SINGAPORE	849	55	33	SAUDI ARABIA	74 745	6 919	4 182
CHINA	41 803	4 810	2 906	KUWAIT	8 196	789	478
SOUTH KOREA	3 797	1 433	867	BAHRAIN	4 853	351	212
JAPAN	36 703	11 178	6 775	QATAR	6 002	277	164
TAIWAN	4 013	720	437	ARAB EMIRAT	88 600	4 385	2 640
EXPORTS	19 522 631	1 531 512	925 258	OMAN	1 534	186	111
FRANCE	2 347 672	175 397	105 974	YEMEN	5 835	416	248
BELGIUM LUX	2 886 301	108 184	65 270	PAKISTAN	22 776	3 436	2 073
NETHERLANDS	2 040 669	118 751	71 768	INDIA	16 010	2 681	1 619
ITALY	1 144 405	82 788	50 027	BANGLADESH	7 087	1 194	718
UNTD KINGDOM	659 321	79 357	47 892	SRI LANKA	5 555	521	312
IRELAND	46 363	7 321	4 420	THAILAND	127 737	14 372	8 676
DENMARK	922 548	42 707	25 756	VIETNAM	1 751	206	126
GREECE	120 920	13 423	8 119	INDONESIA	124 126	15 692	9 442
PORTUGAL	68 157	8 456	5 096	MALAYSIA	59 517	6 186	3 725
SPAIN	384 513	39 423	23 859	SINGAPORE	125 070	11 241	6 788
EU	10 620 889	675 807	408 181	PHILIPPINES	88 181	9 032	5 447
CANARY IS	1 089	167	101	CHINA	31 172	5 403	3 270
ICELAND	6 486	181	105	SOUTH KOREA	217 859	23 124	13 972
NORWAY	539 023	17 848	10 821	JAPAN	200 553	61 031	36 961
SWEDEN	523 753	29 874	18 132	TAIWAN	235 800	22 828	13 793
FINLAND	104 098	12 918	7 788	HONG KONG	84 055	12 526	7 583
SWITZERLAND	850 003	63 757	38 555	AUSTRALIA	90 013	12 862	7 771
AUSTRIA	607 721	45 654	27 611	PAPUA NEW G	323	61	36
MALTA	7 204	912	551	NEW ZEALAND	20 872	2 088	1 256
TURKEY	210 582	34 431	20 854	UNID COUNTR	270 656	7 172	4 349
LITHUANIA	62	68	41	524 OTHER CHEMICAL COMPOUNDS			
POLAND	138 093	14 259	8 641	IMPORTS	2 470 068	431 142	261 011
CZECH REPUBL	1 182 217	40 761	24 664	FRANCE	173 960	25 880	15 590
SLOVAKIA	144 576	6 144	3 735	BELGIUM LUX	490 985	38 395	23 183
HUNGARY	131 813	10 661	6 416	NETHERLANDS	371 256	50 361	30 503
ROMANIA	6 894	1 628	978	ITALY	31 191	105 456	64 225
BULGARIA	9 566	955	572	UNTD KINGDOM	59 001	14 127	8 486
ALBANIA	4 954	265	155	IRELAND	241	2 381	1 436
UKRAINE	831	280	167	SPAIN	58 743	6 185	3 755
BELARUS	3 052	159	94	EU	1 185 505	242 841	147 211
RUSSIA	43 660	3 268	1 963	NORWAY	356 766	37 312	22 602
TADJIKISTAN	10 597	459	271	SWEDEN	102 718	10 718	6 486
SLOVENIA	53 301	5 701	3 431	FINLAND	651	744	452
CROATIA	20 056	2 842	1 706	SWITZERLAND	11 811	4 774	2 871
SERB MONTNEG	108	51	31	AUSTRIA	236 556	31 155	18 851
MACEDONIA	4 337	1 055	628	TURKEY	2 600	439	268
MOROCCO	22 786	2 761	1 658	LITHUANIA	13 563	912	549
ALGERIA	14 346	1 108	660	POLAND	32 737	2 404	1 447
TUNISIA	14 367	1 666	1 006	CZECH REPUBL	29 082	2 603	1 569
LIBYA	35 193	1 861	1 128	SLOVAKIA	14 333	910	545
EGYPT	50 600	7 241	4 382	HUNGARY	2 260	112	67
SUDAN	1 903	212	126	ROMANIA	2 575	178	109
MALI	10 770	544	331	BULGARIA	3 232	638	384
BURKINA FASO	3 424	97	57	UKRAINE	12 279	1 093	653
NIGER	17 460	520	311	BELARUS	528	53	33
SENEGAL	2 553	135	80	RUSSIA	149 322	13 040	7 843
GAMBIA	288	64	39	KAZAKHSTAN	16 903	1 850	1 130
CTE D IVOIRE	3 066	327	194	UZBEKISTAN	3	102	59
GHANA	19 994	1 478	900	SLOVENIA	55 450	4 415	2 657
NIGERIA	56 478	5 645	3 415	CROATIA	669	125	75
CAMEROON	7 773	408	246	MACEDONIA	30	551	329
CENT AFR REP	2 896	85	50	SOUTH AFRICA	26	65	39
GABON	2 701	102	64	USA	33 784	37 519	22 625
CONGO	6 124	210	126	CANADA	3 246	3 189	1 934
ZAIRE	2 772	224	138	MEXICO	336	85	49
BURUNDI	2 399	134	80	VENEZUELA	18 933	1 436	881
ANGOLA	3 451	261	158	BRAZIL	85 394	3 744	2 276
ETHIOPIA	13 025	465	281	CHILE	1 288	4 727	2 852
KENYA	29 106	1 553	937	ARGENTINA	6 003	766	459
TANZANIA	2 356	171	104	ISRAEL	290	144	85
MOZAMBIQUE	4 210	193	113	INDIA	1 255	847	512
MADAGASCAR	1 666	126	76	SINGAPORE	31	78	49
REUNION	1 010	63	39	CHINA	86 376	16 438	9 959
MAURITIUS	4 092	357	214	SOUTH KOREA	232	558	341
ZIMBABWE	7 813	878	535	JAPAN	2 850	4 290	2 585
MALAWI	1 655	118	71	HONG KONG	1	214	131
SOUTH AFRICA	231 600	21 659	13 081	EXPORTS	908 751	524 020	316 406
NAMIBIA	3 768	583	350	FRANCE	140 925	66 670	40 283
USA	800 876	170 545	103 029	BELGIUM LUX	56 334	25 244	15 227
CANADA	102 144	12 388	7 495	NETHERLANDS	53 815	29 083	17 510
MEXICO	90 486	10 517	6 370	ITALY	48 412	31 452	18 888
GUATEMALA	14 465	1 305	785	UNTD KINGDOM	62 362	31 023	18 732
HONDURAS	4 977	296	179	IRELAND	2 920	6 450	3 899
EL SALVADOR	7 842	630	372	DENMARK	30 254	4 795	2 890
NICARAGUA	1 091	76	50	GREECE	18 756	2 942	1 773
COSTA RICA	34 953	2 411	1 441	PORTUGAL	5 544	4 002	2 420
PANAMA	18 850	1 231	744	SPAIN	53 388	10 821	6 548
CUBA	4 750	538	323	EU	472 710	212 482	128 170
HAITI	3 136	178	106	NORWAY	5 002	1 122	675
DOMINIC REP	30 301	1 362	812	SWEDEN	10 679	12 564	7 621
JAMAICA	1 377	191	114	FINLAND	10 302	4 980	3 011
TRINIDAD TOB	1 313	187	108	SWITZERLAND	85 429	34 038	20 568
COLOMBIA	29 966	4 488	2 695	AUSTRIA	40 754	29 159	17 619
VENEZUELA	90 870	10 621	6 415	MALTA	626	731	481
ECUADOR	32 276	3 676	2 217	TURKEY	8 746	3 760	2 263
PERU	90 678	5 756	3 472				
BRAZIL	116 342	19 066	11 502				
CHILE	58 785	5 864	3 544				

6 IMPORTS AND EXPORTS (SPECIAL TRADE) BY GROUPS OF THE SITC-REV. III AND BY COUNTRIES OF PRODUCTION AND CONSUMPTION 1993

GROUP COUNTRY	DT = 100 KG	1 000 DM	1 000 \$	GROUP COUNTRY	DT = 100 KG	1 000 DM	1 000 \$
POLAND	5 116	3 803	2 305	TURKEY	8	396	237
CZECH REPUBL	17 934	6 486	3 933	POLAND	1	459	275
SLOVAKIA	582	152	88	CZECH REPUBL	7	249	149
HUNGARY	6 371	2 522	1 523	HUNGARY	15	514	314
ROMANIA	221	254	150	BELARUS		174	103
BULGARIA	356	274	165	RUSSIA	132	5 638	3 385
UKRAINE	11	199	120	SLOVENIA	18	227	139
BELARUS	400	443	263	CROATIA	1	78	47
RUSSIA	7 848	887	528	KENYA		104	62
SLOVENIA	4 569	2 058	1 236	SOUTH AFRICA	32	208	122
CROATIA	250	600	361	USA	5 102	112 887	67 431
MACEDONIA	290	98	60	CANADA		314	189
MOROCCO	4 384	485	291	MEXICO		83	50
TUNISIA	3 842	478	288	VENEZUELA		56	33
LIBYA	532	438	267	BRAZIL	1	139	86
EGYPT	414	789	470	CHILE	23	75	43
KENYA	410	52	30	BOLIVIA		54	33
MAURITIUS	8	47	30	ARGENTINA		220	133
ZAMBIA	60	102	63	IRAN	2	1 284	764
ZIMBABWE	237	151	91	ISRAEL	12	92	56
SOUTH AFRICA	33 690	6 353	3 871	SAUDI ARABIA	27	57	33
USA	60 589	56 051	33 860	INDIA	2	116	71
CANADA	2 542	1 807	1 099	THAILAND	1	128	77
MEXICO	735	438	264	INDONESIA	36	187	112
GUATEMALA	3 116	304	185	SINGAPORE		59	34
COSTA RICA	287	179	108	CHINA		132	78
COLOMBIA	573	212	123	SOUTH KOREA	2	332	198
VENEZUELA	763	461	280	JAPAN	20	5 778	3 477
PERU	166	306	185	TAIWAN		225	134
BRAZIL	3 672	1 992	1 195	HONG KONG	92	153	91
CHILE	1 487	656	393	AUSTRALIA		414	253
ARGENTINA	245	418	253				
SYRIA	5 283	548	335	531 SYNTH.COLOURS,LAKES,ETC.			
IRAN	16 835	2 463	1 479	IMPORTS	504 460	826 662	499 901
ISRAEL	2 711	2 062	1 241	FRANCE	52 615	108 551	65 505
JORDAN	302	60	35	BELGIUM LUX	74 698	78 143	47 208
SAUDI ARABIA	221	418	254	NETHERLANDS	13 906	19 254	11 634
KUWAIT	513	104	66	ITALY	57 624	46 048	27 844
BAHRAIN	40	80	48	UNTD KINGDOM	86 395	119 836	72 558
ARAB EMIRAT	107	79	51	IRELAND	132	97	59
YEMEN	985	132	77	DENMARK	16 446	19 236	11 649
PAKISTAN	1 672	243	148	GREECE	968	1 606	976
INDIA	1 616	2 381	1 441	PORTUGAL	77	75	46
THAILAND	3 270	1 749	1 059	SPAIN	30 122	21 764	13 153
INDONESIA	1 969	990	599	EU	332 983	414 610	250 632
MALAYSIA	1 129	933	562	SWEDEN	1 675	953	585
SINGAPORE	4 392	5 679	3 433	FINLAND	1 026	1 432	868
PHILIPPINES	143	269	159	SWITZERLAND	79 937	249 666	151 000
CHINA	134	344	208	AUSTRIA	1 873	2 054	1 230
SOUTH KOREA	7 715	7 587	4 585	ESTONIA	37	153	94
JAPAN	44 707	31 889	19 378	POLAND	1 335	2 390	1 451
TAIWAN	15 308	5 507	3 316	CZECH REPUBL	6 460	11 560	7 013
HONG KONG	561	69 661	41 971	BELARUS	17	63	37
AUSTRALIA	597	1 377	834	RUSSIA	159	311	187
NEW ZEALAND	419	208	125	EGYPT	406	1 959	1 184
UNID COUNTR	234	142	84	USA	17 428	39 756	24 056
525 RADIO-ACTIVE MATERIALS				MEXICO	303	942	568
IMPORTS	59 582	1 056 230	638 543	BRAZIL	7 155	9 082	5 477
FRANCE	21 212	129 248	78 125	ARGENTINA	1 322	2 000	1 222
BELGIUM LUX	1 808	201 844	121 405	ISRAEL	276	212	129
NETHERLANDS	730	63 038	38 542	PAKISTAN	50	148	88
ITALY	8	9 002	5 472	INDIA	11 679	17 929	10 850
UNTD KINGDOM	5 781	302 606	183 648	BANGLADESH	51	69	41
DENMARK	10	247	150	THAILAND	290	261	157
EU	29 558	706 021	427 364	INDONESIA	41	69	40
NORWAY	2 130	348	212	CHINA	4 866	5 038	3 033
SWEDEN	6	11 147	6 723	SOUTH KOREA	4 304	6 036	3 664
FINLAND		376	228	JAPAN	29 316	57 292	34 673
SWITZERLAND	282	2 788	1 686	TAIWAN	1 220	2 338	1 413
AUSTRIA	16 060	4 097	2 485	EXPORTS	1 725 866	3 591 305	2 173 858
POLAND		133	80	FRANCE	138 145	211 697	128 424
CZECH REPUBL	11	283	172	BELGIUM LUX	57 885	111 337	67 447
HUNGARY		368	219	NETHERLANDS	69 294	116 937	70 760
ROMANIA		68	40	ITALY	197 597	307 400	186 443
RUSSIA	529	43 597	25 676	UNTD KINGDOM	116 170	194 522	117 660
KAZAKHSTAN	50	54	32	IRELAND	13 855	13 985	8 476
USA	6 684	259 871	157 094	DENMARK	16 778	43 799	26 534
CANADA	1 687	9 488	5 805	GREECE	7 593	18 106	10 938
ISRAEL		174	102	PORTUGAL	42 221	67 958	41 275
INDIA	200	97	59	SPAIN	57 200	91 515	55 357
CHINA	1 653	7 967	4 837	EU	716 718	1 177 256	713 314
JAPAN	618	8 902	5 397	CANARY IS	60	210	124
HONG KONG	75	148	90	ICELAND	74	263	157
AUSTRALIA		306	184	NORWAY	5 014	11 807	7 154
EXPORTS	22 208	337 232	202 671	SWEDEN	61 108	44 262	26 818
FRANCE	7 989	61 302	37 296	FINLAND	76 481	49 550	29 972
BELGIUM LUX	287	7 847	4 764	SWITZERLAND	73 040	218 059	131 985
NETHERLANDS	212	15 494	9 234	AUSTRIA	68 582	74 349	45 012
ITALY	45	20 109	12 152	MALTA	31	93	54
UNTD KINGDOM	7 684	75 631	45 264	TURKEY	55 543	136 507	82 628
IRELAND		356	215	ESTONIA	18	65	38
DENMARK	1	1 567	948	LATVIA	292	595	358
GREECE	6	1 369	826	LITHUANIA	1 327	2 905	1 757
PORTUGAL	12	477	288	POLAND	17 691	29 860	18 081
SPAIN	5	3 616	2 192	CZECH REPUBL	9 117	14 768	8 938
EU	16 241	187 768	113 179	SLOVAKIA	1 702	4 738	2 854
NORWAY	6	172	109	HUNGARY	9 385	15 809	9 577
SWEDEN	12	1 793	1 091	ROMANIA	2 365	5 192	3 151
FINLAND	9	865	527	BULGARIA	1 360	4 085	2 473
SWITZERLAND	225	5 046	3 058	ALBANIA	34	191	118
AUSTRIA	178	10 325	6 248	UKRAINE	303	431	261
				BELARUS	1 455	2 522	1 526

6 IMPORTS AND EXPORTS (SPECIAL TRADE) BY GROUPS OF THE SITC-REV. III AND BY COUNTRIES OF PRODUCTION AND CONSUMPTION 1993

GROUP COUNTRY	DT = 100 KG	1 000 DM	1 000 \$	GROUP COUNTRY	DT = 100 KG	1 000 DM	1 000 \$
MOLDOVA	110	477	296	EU	53 123	23 726	14 370
RUSSIA	5 918	10 983	6 663	SWITZERLAND	1 221	4 287	2 592
KAZAKHSTAN	457	453	277	TURKEY	1 049	191	114
UZBEKISTAN	523	2 090	1 273	POLAND	1 663	234	143
SLOVENIA	5 753	12 315	7 455	CZECH REPUBL	1 275	293	178
CROATIA	2 743	7 129	4 313	HUNGARY	8	52	32
MACEDONIA	2 441	5 686	3 418	SLOVENIA	3 407	636	387
MOROCCO	5 011	9 144	5 522	ETHIOPIA	189	1 085	646
ALGERIA	724	2 519	1 504	SOUTH AFRICA	19 685	6 360	3 854
TUNISIA	2 668	6 031	3 657	USA	541	1 878	1 139
LIBYA	1 914	796	472	CANADA	27	61	36
EGYPT	6 711	20 932	12 639	MEXICO	600	576	346
SUDAN	28	107	66	ECUADOR	9	70	42
MAURITANIA	52	206	125	PERU	1 567	2 081	1 257
MALI	51	241	147	BRAZIL	6 379	1 243	754
NIGER	112	381	228	PARAGUAY	4 370	632	379
SENEGAL	343	1 064	644	ARGENTINA	7 026	1 307	790
GAMBIA	381	1 470	888	ISRAEL	20	175	108
GUINEA	76	324	187	INDIA	477	2 506	1 523
CTE D IVOIRE	1 528	5 663	3 435	CHINA	1 273	694	418
GHANA	890	2 694	1 645	JAPAN	56	775	465
TOGO	13	59	36	HONG KONG	1 025	567	341
BENIN	52	148	90	AUSTRALIA	64	1 612	965
NIGERIA	5 065	24 881	15 034	EXPORTS	989 289	225 532	136 474
CAMEROON	121	303	184	FRANCE	33 589	8 211	4 964
ZAIRE	164	777	464	BELGIUM LUX	5 160	2 412	1 460
RWANDA	9	57	33	NETHERLANDS	48 140	9 495	5 729
BURUNDI	118	676	412	ITALY	155 223	29 519	17 884
ETHIOPIA	690	2 195	1 337	UNIT KINGDOM	22 072	5 713	3 468
KENYA	562	1 556	932	IRELAND	1 627	270	165
UGANDA	45	300	183	DENMARK	3 604	1 682	1 021
TANZANIA	116	329	202	GREECE	6 659	1 683	1 020
MOZAMBIQUE	24	88	55	PORTUGAL	18 023	4 136	2 503
MADAGASCAR	613	2 244	1 350	SPAIN	41 271	7 694	4 632
REUNION	29	162	97	EU	335 368	70 815	42 844
MAURITIUS	2 237	6 896	4 174	ICELAND	313	118	72
ZAMBIA	57	116	71	NORWAY	5 501	2 051	1 237
ZIMBABWE	1 456	4 314	2 602	SWEDEN	5 775	1 824	1 110
MALAWI	45	252	155	FINLAND	3 144	1 064	643
SOUTH AFRICA	23 451	53 869	32 598	SWITZERLAND	5 534	1 893	1 146
USA	161 153	506 295	306 398	AUSTRIA	8 844	4 095	2 485
CANADA	23 250	64 740	39 116	TURKEY	9 640	2 706	1 634
MEXICO	14 555	32 412	19 596	LATVIA	280	199	121
GUATEMALA	1 378	4 533	2 742	POLAND	8 280	3 002	1 828
HONDURAS	290	833	505	CZECH REPUBL	5 369	1 706	1 034
EL SALVADOR	442	2 074	1 255	SLOVAKIA	2 315	531	324
COSTA RICA	360	1 346	816	HUNGARY	5 736	1 537	933
PANAMA	1 352	2 674	1 616	ROMANIA	1 758	354	215
CUBA	165	438	265	BULGARIA	2 908	518	317
DOMINIC REP	339	931	570	UKRAINE	443	163	99
JAMAICA	67	252	151	BELARUS	2 616	925	558
TRINIDAD TOB	84	181	109	RUSSIA	5 864	3 392	2 042
COLOMBIA	8 056	24 545	14 815	UZBEKISTAN	204	52	32
VENEZUELA	3 255	10 841	6 583	SLOVENIA	4 590	1 422	865
ECUADOR	829	2 823	1 706	CROATIA	944	364	219
PERU	2 109	6 492	3 912	MACEDONIA	3 913	909	549
BRAZIL	15 482	46 179	27 944	MOROCCO	6 851	1 389	846
CHILE	3 120	8 397	5 094	ALGERIA	1 903	510	312
BOLIVIA	375	1 221	729	TUNISIA	5 287	1 086	658
PARAGUAY	446	913	544	LIBYA	470	148	90
URUGUAY	2 134	6 962	4 209	EGYPT	10 498	1 868	1 134
ARGENTINA	5 798	16 123	9 759	SUDAN	656	103	62
CYPRUS	262	601	369	CTE D IVOIRE	23	216	132
LEBANON	482	1 242	751	NIGERIA	361	58	34
SYRIA	3 478	9 295	5 591	ETHIOPIA	10 565	2 224	1 356
IRAN	14 280	24 461	14 737	KENYA	1 608	688	418
ISRAEL	14 645	22 190	13 391	MADAGASCAR	418	135	83
JORDAN	666	1 779	1 074	ZIMBABWE	1 729	661	401
SAUDI ARABIA	1 574	4 590	2 772	SOUTH AFRICA	12 307	3 377	2 037
KUWAIT	276	564	342	BOTSWANA	119	60	36
ARAB EMIRAT	697	2 416	1 463	USA	51 745	10 523	6 377
OMAN	59	190	94	CANADA	11 427	1 984	1 197
YEMEN	38	156	96	MEXICO	987	687	411
AFGHANISTAN	30	58	36	GUATEMALA	1 502	271	163
PAKISTAN	9 027	22 575	13 658	HONDURAS	1 390	173	106
INDIA	3 063	16 062	9 712	EL SALVADOR	130	68	41
BANGLADESH	1 636	3 904	2 354	NICARAGUA	400	59	35
SRI LANKA	1 475	4 015	2 435	COSTA RICA	2 094	352	213
NEPAL	137	758	458	PANAMA	2 557	364	221
MYANMAR	89	277	164	DOMINIC REP	1 007	252	154
THAILAND	19 127	53 191	32 227	JAMAICA	410	60	35
VIETNAM	24	85	52	COLOMBIA	2 675	896	543
INDONESIA	20 622	50 761	30 669	VENEZUELA	11 968	1 894	1 151
MALAYSIA	8 698	21 908	13 234	ECUADOR	501	160	94
SINGAPORE	13 926	26 377	15 985	PERU	712	324	194
PHILIPPINES	4 811	12 730	7 691	BRAZIL	1 366	695	419
CHINA	2 380	8 147	4 916	CHILE	4 217	1 408	852
SOUTH KOREA	19 017	80 497	48 726	PARAGUAY	181	67	41
JAPAN	58 930	174 959	105 848	URUGUAY	5 458	1 970	1 193
TAIWAN	31 791	118 423	71 572	ARGENTINA	269	169	101
HONG KONG	53 169	157 687	95 511	LEBANON	2 717	470	283
AUSTRALIA	16 312	36 101	21 838	SYRIA	3 440	452	274
NEW ZEALAND	4 377	9 326	5 621	IRAN	8 129	2 051	1 243
UNID COUNTR	495	910	554	ISRAEL	2 216	669	406
532 DYEING, TANNING MATERIALS				JORDAN	2 268	301	179
IMPORTS	105 283	51 235	30 993	SAUDI ARABIA	9 224	1 353	814
FRANCE	14 992	4 426	2 694	YEMEN	192	80	48
BELGIUM LUX	1 892	2 056	1 246	PAKISTAN	53 158	10 618	6 416
NETHERLANDS	4 316	4 837	2 923	INDIA	3 807	1 572	949
ITALY	16 009	4 956	3 007	BANGLADESH	16 691	3 507	2 132
UNIT KINGDOM	9 397	2 073	1 247	SRI LANKA	360	80	50
DENMARK	466	182	108	THAILAND	32 827	6 085	3 668
SPAIN	5 985	5 158	3 120	INDONESIA	29 297	5 215	3 161
				MALAYSIA	1 119	237	147

6 IMPORTS AND EXPORTS (SPECIAL TRADE) BY GROUPS OF THE SITC-REV. III AND BY COUNTRIES OF PRODUCTION AND CONSUMPTION 1993

GROUP COUNTRY	DT = 100 KG	1 000 DM	1 000 \$	GROUP COUNTRY	DT = 100 KG	1 000 DM	1 000 \$
SINGAPORE	605	143	86	EGYPT	23 874	12 163	7 316
PHILIPPINES	3 244	620	369	SUDAN	557	314	191
MONGOLIA	185	51	31	BURKINA FASO	158	77	47
CHINA	12 239	2 131	1 289	GAMBIA	145	214	122
SOUTH KOREA	67 947	16 490	9 974	GUINEA	140	70	45
JAPAN	25 133	9 457	5 723	SIERRA LEONE	82	76	45
TAIWAN	86 214	16 550	10 007	CTE D IVOIRE	2 311	831	505
HONG KONG	40 105	8 703	5 255	GHANA	1 323	580	346
AUSTRALIA	6 239	1 891	1 155	BENIN	629	194	117
NEW ZEALAND	7 603	1 844	1 112	NIGERIA	14 883	7 673	4 635
UNID COUNTR	156	54	31	CAMEROON	427	429	260
533 PIGMENTS, PAINTS, ETC.				CENT AFR REP	84	78	47
IMPORTS	5 536 922	1 735 601	1 050 361	GABON	25	55	32
FRANCE	512 127	228 811	138 466	ZAIRE	360	723	428
BELGIUM LUX	689 279	266 279	161 114	RWANDA	203	93	54
NETHERLANDS	1 459 567	362 391	219 484	BURUNDI	181	90	54
ITALY	159 420	59 414	35 979	ANGOLA	100	60	36
UNTD KINGDOM	439 934	175 141	105 977	ETHIOPIA	1 121	862	520
IRELAND	10 714	5 191	3 135	KENYA	2 434	912	544
DENMARK	191 594	58 900	35 818	UGANDA	179	233	140
GREECE	1 247	1 255	768	TANZANIA	790	291	174
PORTUGAL	628	422	252	MADAGASCAR	1 608	603	359
SPAIN	107 744	53 108	32 097	REUNION	2 715	924	557
EU	3 572 154	1 210 912	733 090	MAURITIUS	602	472	281
NORWAY	28 232	13 247	7 970	ZIMBABWE	2 275	1 027	629
SWEDEN	96 903	31 676	19 144	SOUTH AFRICA	39 744	28 933	17 452
FINLAND	89 396	32 743	19 821	USA	263 431	189 272	114 446
SWITZERLAND	232 611	190 351	115 276	CANADA	53 954	24 946	15 061
AUSTRIA	1 162 527	85 600	51 634	MEXICO	20 817	18 686	11 304
ESTONIA	715	58	35	GUATEMALA	3 188	2 745	1 648
POLAND	9 502	2 722	1 639	HONDURAS	1 194	586	350
CZECH REPUBL	27 205	3 473	2 081	EL SALVADOR	2 010	1 865	1 119
SLOVAKIA	1 024	149	91	NICARAGUA	77	54	34
HUNGARY	1 402	426	254	COSTA RICA	2 648	2 129	1 286
BELARUS	7	7 471	4 535	PANAMA	1 265	1 163	695
RUSSIA	554	149	90	CUBA	929	308	181
SLOVENIA	3 110	426	259	HAITI	1 734	608	365
SOUTH AFRICA	124 907	2 707	1 642	DOMINIC REP	3 535	1 242	744
USA	152 166	108 677	65 680	GUADELOUPE	156	178	103
CANADA	1 597	1 909	793	MARTINIQUE	323	345	206
MEXICO	3 395	909	545	JAMAICA	258	317	193
VENEZUELA	181	102	61	BARBADOS	548	823	503
ISRAEL	1 903	980	591	COLOMBIA	10 989	6 794	4 103
SAUDI ARABIA	900	248	152	VENEZUELA	22 080	9 759	5 898
INDIA	321	279	171	ECUADOR	9 746	4 932	2 994
INDONESIA	363	213	130	PERU	9 897	3 651	2 219
MALAYSIA	64	58	37	BRAZIL	72 469	33 776	20 414
SINGAPORE	1 055	326	194	CHILE	12 477	8 346	5 037
CHINA	6 188	2 297	1 397	BOLIVIA	1 528	986	597
SOUTH KOREA	46	179	103	PARAGUAY	380	395	235
JAPAN	16 422	36 737	22 236	URUGUAY	3 640	2 633	1 589
TAIWAN	510	651	396	ARGENTINA	44 173	20 110	12 146
HONG KONG	381	119	74	CYPRUS	5 600	2 747	1 653
AUSTRALIA	666	208	122	LEBANON	12 040	4 081	2 474
EXPORTS	11 041 165	4 655 887	2 818 667	SYRIA	17 454	4 540	2 732
FRANCE	1 408 640	525 080	317 935	IRAN	29 259	14 718	8 900
BELGIUM LUX	1 122 935	377 250	229 015	ISRAEL	73 679	38 256	23 117
NETHERLANDS	1 509 383	384 304	232 835	JORDAN	4 323	2 444	1 494
ITALY	625 699	406 705	246 921	SAUDI ARABIA	45 120	20 868	12 612
UNTD KINGDOM	504 624	271 730	164 520	KUWAIT	9 467	4 122	2 478
IRELAND	24 322	13 397	8 120	BAHRAIN	2 978	1 551	931
DENMARK	192 911	104 386	63 199	QATAR	993	673	405
GREECE	113 210	56 182	33 968	ARAB EMIRAT	14 438	7 733	4 683
PORTUGAL	64 522	43 140	26 140	OMAN	1 185	588	352
SPAIN	289 919	165 963	100 590	YEMEN	6 958	1 913	1 154
EU	5 856 185	2 348 117	1 423 243	PAKISTAN	14 010	6 411	3 858
CANARY IS	21 871	5 710	3 441	INDIA	9 739	7 235	4 348
ICELAND	19 177	6 797	4 123	BANGLADESH	3 412	2 033	1 227
NORWAY	98 190	41 756	25 303	SRI LANKA	4 424	4 320	2 600
SWEDEN	215 897	126 880	76 855	NEPAL	92	85	52
FINLAND	103 817	54 068	32 750	MYANMAR	1 610	829	508
SWITZERLAND	1 343 482	295 235	178 531	THAILAND	36 853	30 827	18 518
AUSTRIA	955 109	374 001	226 345	VIETNAM	489	528	316
MALTA	2 606	2 162	1 309	INDONESIA	27 543	18 538	11 189
TURKEY	171 047	89 000	53 883	MALAYSIA	22 348	10 969	6 629
ESTONIA	2 271	852	513	BRUNEI	200	99	58
LATVIA	1 717	1 372	824	SINGAPORE	35 731	22 766	13 725
LITHUANIA	5 624	2 580	1 551	PHILIPPINES	7 574	4 617	2 776
POLAND	297 257	120 192	72 634	CHINA	16 985	13 202	8 005
CZECH REPUBL	155 370	90 495	54 783	NORTH KOREA	42	59	36
SLOVAKIA	22 629	14 027	8 493	SOUTH KOREA	40 598	37 298	22 506
HUNGARY	83 411	47 697	28 880	JAPAN	77 489	73 029	44 185
ROMANIA	41 626	16 849	10 181	TAIWAN	88 222	67 101	40 588
BULGARIA	20 552	12 358	7 473	HONG KONG	50 200	48 837	29 478
UKRAINE	5 274	3 479	2 100	AUSTRALIA	37 464	31 432	18 930
BELARUS	21 637	4 837	2 924	PAPUA NEW G	241	76	45
MOLDOVA	104	223	131	NEW ZEALAND	7 047	6 096	3 685
RUSSIA	73 557	36 303	21 820	FR POLYNESIA	494	175	106
GEORGIA	90	91	56	SHIPS SUPPL	326	168	98
KAZAKHSTAN	352	179	104	UNID COUNTR	43 478	12 151	7 296
TURKMENISTAN	492	86	51	541 MEDICINES, ETC. EXC. GRP 542			
UZBEKISTAN	104	292	180	IMPORTS	409 157	2 837 823	1 716 529
SLOVENIA	43 083	25 281	15 299	FRANCE	41 476	191 682	115 584
CROATIA	19 223	10 556	6 364	BELGIUM LUX	32 632	141 144	85 369
BOS HERZEGOV	381	167	99	NETHERLANDS	12 920	118 157	71 689
SERB MONTNEG	32	68	42	ITALY	7 854	77 522	46 890
MACEDONIA	6 310	4 422	2 678	UNTD KINGDOM	23 870	147 557	88 946
MOROCCO	21 590	5 475	3 399	IRELAND	3 490	31 538	18 936
ALGERIA	2 147	1 146	693	DENMARK	23 833	68 479	41 564
TUNISIA	17 527	8 781	5 308	GREECE	25	467	282
LIBYA	19 593	8 066	3 707	PORTUGAL	3 984	11 769	7 130
				SPAIN	7 844	56 072	33 856
				EU	157 928	844 387	510 246

6 IMPORTS AND EXPORTS (SPECIAL TRADE) BY GROUPS OF THE SITC-REV. III AND BY COUNTRIES OF PRODUCTION AND CONSUMPTION 1993

GROUP COUNTRY	DT = 100 KG	1 000 DM	1 000 \$	GROUP COUNTRY	DT = 100 KG	1 000 DM	1 000 \$
NORWAY	233	3 343	2 021	SIERRA LEONE	109	400	237
SWEDEN	1 658	15 297	9 269	LIBERIA	49	169	102
FINLAND	1 006	10 083	6 084	CTE D IVOIRE	26	639	389
SWITZERLAND	43 222	367 838	222 911	GHANA	131	1 246	747
AUSTRIA	24 540	254 086	153 818	TOGO	21	260	157
TURKEY	1 163	5 074	3 011	BENIN	30	446	269
ESTONIA	50	140	87	NIGERIA	1 190	5 230	3 181
LATVIA	215	315	193	CAMEROON	43	390	230
POLAND	1 413	10 724	6 483	CENT AFR REP	4	58	34
CZECH REPUBL	3 858	12 200	7 347	CONGO	7	160	96
SLOVAKIA	2 322	12 619	7 566	RWANDA	17	409	246
HUNGARY	480	4 659	2 813	BURUNDI	5	109	65
ROMANIA	1 153	1 783	1 083	ANGOLA	41	227	135
BULGARIA	2 828	6 900	4 208	ETHIOPIA	399	2 147	1 298
UKRAINE	714	1 131	675	DJIBOUTI	19	85	51
BELARUS	186	565	344	KENYA	307	2 093	1 267
RUSSIA	12 017	33 820	20 435	UGANDA	90	548	336
SLOVENIA	646	2 188	1 324	TANZANIA	156	934	557
CROATIA	6 779	13 167	7 962	SEYCHELLES	23	191	115
BOS HERZEGOV	40	125	75	MOZAMBIQUE	33	1 258	767
LIBYA	151	354	221	MADAGASCAR	40	569	347
SOUTH AFRICA	78	729	440	MAURITIUS	24	372	229
USA	40 477	769 281	465 767	ZAMBIA	73	577	349
CANADA	391	47 847	28 763	ZIMBABWE	265	1 477	895
MEXICO	823	10 665	6 400	MALAWI	140	650	387
HONDURAS	320	305	188	SOUTH AFRICA	2 704	34 534	20 851
PANAMA	30	372	218	NAMIBIA	2	72	43
BAHAMAS		3 625	2 168	SWAZILAND	418	1 337	786
PERU	3	564	341	LESOTHO	15	102	59
BRAZIL	3 443	30 946	18 776	USA	61 739	456 997	276 442
CHILE	43	228	136	CANADA	3 661	29 385	17 779
PARAGUAY	19	158	95	MEXICO	14 661	84 344	50 851
URUGUAY	9	65	39	GUATEMALA	697	4 759	2 893
ARGENTINA	173	1 288	772	HONDURAS	262	1 412	866
ISRAEL	1 387	11 907	7 207	EL SALVADOR	117	1 635	998
ARAB EMIRAT	68	433	262	NICARAGUA	91	480	294
OMAN	199	2 151	1 312	COSTA RICA	405	1 621	979
INDIA	2 157	10 291	6 214	PANAMA	1 040	23 300	14 128
THAILAND	672	1 571	944	CUBA	238	1 582	951
INDONESIA	291	2 218	1 332	HAITI	50	539	328
MALAYSIA	712	6 065	3 675	BAHAMAS	3	107	65
CHINA	59 091	151 435	91 513	DOMINIC REP	297	1 768	1 072
SOUTH KOREA	700	5 847	3 514	JAMAICA	17	218	132
JAPAN	34 632	169 181	102 380	BARBADOS	34	880	540
TAIWAN	301	459	281	TRINIDAD TOB	41	120	73
HONG KONG	260	1 407	856	ARUBA	12	372	220
AUSTRALIA	172	6 366	3 793	NETH ANTILL	60	214	133
NEW ZEALAND	48	1 310	782	COLOMBIA	2 795	26 008	15 745
EXPORTS	535 925	5 062 720	3 060 357	VENEZUELA	3 802	22 715	13 750
FRANCE	52 750	537 876	324 054	SURINAME	24	101	61
BELGIUM LUX	17 069	129 455	78 435	ECUADOR	684	7 571	4 569
NETHERLANDS	29 447	183 817	111 157	PERU	1 043	7 623	4 621
ITALY	35 949	403 522	244 359	BRAZIL	6 666	97 325	58 936
UNTD KINGDOM	24 907	245 628	148 618	CHILE	1 813	12 986	7 816
IRELAND	11 137	44 965	27 220	BOLIVIA	273	1 192	723
DENMARK	20 477	108 286	65 441	PARAGUAY	283	1 316	801
GREECE	4 647	50 230	30 336	URUGUAY	519	2 820	1 694
PORTUGAL	4 042	53 117	32 159	ARGENTINA	4 332	46 644	28 199
SPAIN	20 037	192 670	116 610	CYPRUS	381	1 815	1 087
EU	220 462	1 949 566	1 178 389	LEBANON	292	2 148	1 291
CANARY IS	58	2 882	1 735	SYRIA	630	4 833	2 913
ICELAND	132	552	330	IRAQ	20	1 114	675
NORWAY	2 619	17 668	10 689	IRAN	2 381	19 969	12 000
SWEDEN	6 089	58 377	35 247	ISRAEL	2 110	28 000	16 992
FINLAND	2 602	21 328	12 872	JORDAN	262	3 596	2 166
SWITZERLAND	40 192	307 882	186 431	SAUDI ARABIA	2 436	23 951	14 474
AUSTRIA	24 490	227 494	137 527	KUWAIT	286	5 506	3 352
MALTA	123	750	452	BAHRAIN	59	1 157	701
TURKEY	5 499	69 501	42 004	QATAR	198	1 105	677
ESTONIA	23	384	232	ARAB EMIRAT	732	5 355	3 239
LATVIA	116	1 304	777	OMAN	1 597	8 089	4 892
LITHUANIA	131	1 384	834	YEMEN	112	744	453
POLAND	7 761	54 193	32 787	PAKISTAN	1 802	18 582	11 258
CZECH REPUBL	3 790	24 832	14 995	INDIA	3 696	30 734	18 539
SLOVAKIA	528	7 584	4 571	BANGLADESH	6 361	31 103	18 601
HUNGARY	3 960	38 111	22 949	SRI LANKA	443	1 843	1 119
ROMANIA	284	1 612	974	NEPAL	100	488	299
BULGARIA	385	3 995	2 402	MYANMAR	23	308	187
ALBANIA	11	158	91	THAILAND	5 122	35 798	21 511
UKRAINE	304	2 698	1 609	VIETNAM	233	785	471
BELARUS	106	998	596	CAMBODIA	29	83	51
RUSSIA	9 644	36 552	22 043	INDONESIA	2 363	18 767	11 345
GEORGIA	93	454	268	MALAYSIA	1 338	5 336	3 231
KAZAKHSTAN	39	64	38	SINGAPORE	4 126	29 892	18 051
TURKMENISTAN	3	262	158	PHILIPPINES	2 842	13 090	7 921
UZBEKISTAN	33	270	162	MONGOLIA	2	51	30
TADJIKISTAN	9	80	47	CHINA	1 063	20 332	12 280
KYRGYZSTAN	3	7 243	4 376	NORTH KOREA	8	58	35
SLOVENIA	1 327	9 211	5 538	SOUTH KOREA	3 471	52 700	31 828
CROATIA	1 116	4 537	2 768	JAPAN	26 126	784 264	474 668
SERB MONTNEG	183	1 274	771	TAIWAN	3 578	34 069	20 603
MACEDONIA	89	3 444	2 097	HONG KONG	4 268	28 141	16 983
MOROCCO	904	570	339	AUSTRALIA	7 859	59 806	35 962
ALGERIA	28	1 129	682	PAPUA NEW G	2	54	32
TUNISIA	93	2 744	1 623	NEW ZEALAND	1 181	7 581	4 562
LIBYA	261	22 540	13 601	UNID COUNTR	328	2 233	1 333
EGYPT	2 204	595	356	542 MEDICAMENTS			
SUDAN	87	372	224	IMPORTS	618 449	4 146 048	2 505 198
MALI	25	324	197	FRANCE	90 270	651 062	393 038
BURKINA FASO	24	82	49	BELGIUM LUX	28 034	343 425	207 355
CAPE VERDE	13	192	116	NETHERLANDS	42 571	170 587	103 002
SENEGAL	13	82	51	ITALY	71 069	335 477	202 802
GAMBIA	16	143	86	UNTD KINGDOM	76 102	630 504	380 997
GUINEA	8						

6 IMPORTS AND EXPORTS (SPECIAL TRADE) BY GROUPS OF THE SITC-REV. III AND BY COUNTRIES OF PRODUCTION AND CONSUMPTION 1993

GROUP COUNTRY	DT = 100 KG	1 000 DM	1 000 \$	GROUP COUNTRY	DT = 100 KG	1 000 DM	1 000 \$
IRELAND	72 159	132 107	79 829	CONGO	7	61	36
DENMARK	9 736	155 846	94 693	ZAIRE	81	103	64
GREECE	562	11 922	7 214	RWANDA	102	195	121
PORTUGAL	874	10 413	6 304	BURUNDI	6	57	34
SPAIN	42 401	129 485	78 535	ANGOLA	62	223	133
EU	433 778	2 570 828	1 553 769	ETHIOPIA	991	3 160	1 916
NORWAY	13 526	12 270	7 395	KENYA	911	4 744	2 878
SWEDEN	14 506	436 972	264 261	UGANDA	220	813	493
FINLAND	856	20 758	12 517	TANZANIA	2 716	3 830	2 318
SWITZERLAND	78 238	642 586	387 865	SEYCHELLES	4	126	72
AUSTRIA	55 110	83 975	50 837	MOZAMBIQUE	441	1 425	842
MALTA	283	1 031	625	MADAGASCAR	72	579	354
TURKEY	476	1 318	806	MAURITIUS	266	1 749	1 062
LITHUANIA	7	338	208	ZAMBIA	48	410	247
POLAND	960	2 181	1 305	ZIMBABWE	271	1 712	1 030
CZECH REPUB.	545	4 740	2 890	MALAWI	176	1 182	721
SLOVAKIA	236	4 827	2 904	SOUTH AFRICA	5 208	55 681	33 582
HUNGARY	1 069	12 456	7 541	BOTSWANA	195	420	256
ROMANIA	50	499	300	USA	13 552	224 584	135 107
BULGARIA	211	188	117	CANADA	7 624	86 806	52 522
UKRAINE	15	291	172	MEXICO	3 862	30 268	18 290
RUSSIA	10	61	37	GUATEMALA	744	4 475	2 706
SLOVENIA	53	364	219	HONDURAS	218	1 371	828
CROATIA	495	893	549	EL SALVADOR	533	5 217	3 166
SOUTH AFRICA	34	7 811	4 715	NICARAGUA	114	627	385
USA	11 293	201 191	121 481	COSTA RICA	597	2 830	1 707
CANADA	1 942	78 159	46 940	PANAMA	1 493	24 236	14 643
MEXICO	24	603	355	CUBA	488	832	504
BRAZIL	32	7 348	4 531	HAITI	118	737	448
CYPRUS	37	203	123	BAHAMAS	11	94	58
ISRAEL	891	9 866	5 911	DOMINIC REP	494	3 186	1 920
INDIA	1 073	1 666	1 017	GUADELOUPE	23	82	51
MALAYSIA	777	432	263	JAMAICA	37	408	249
SINGAPORE	288	889	536	BARBADOS	154	485	286
CHINA	614	913	548	TRINIDAD TOB	201	723	438
SOUTH KOREA	7	973	597	ARUBA	84	1 043	634
JAPAN	783	36 361	22 016	NETH ANTILL	67	677	413
HONG KONG	60	158	99	COLOMBIA	901	9 483	5 761
AUSTRALIA	76	2 660	1 605	VENEZUELA	1 765	11 600	7 013
EXPORTS	1 062 800	7 510 645	4 539 513	SURINAME	68	223	134
FRANCE	67 260	249 117	150 625	ECUADOR	731	7 884	4 761
BELGIUM LUX	53 297	456 845	275 995	PERU	656	4 552	2 756
NETHERLANDS	76 736	325 161	197 115	BRAZIL	1 804	17 517	10 597
ITALY	45 407	422 582	255 653	CHILE	2 421	13 151	7 966
UNITED KINGDOM	99 558	664 008	401 888	BOLIVIA	327	1 200	721
IRELAND	4 151	50 398	30 637	PARAGUAY	252	1 793	1 079
DENMARK	15 940	71 217	43 064	URUGUAY	891	6 008	3 649
GREECE	9 142	116 532	70 611	ARGENTINA	4 265	21 817	13 219
PORTUGAL	11 304	84 566	51 145	CYPRUS	2 403	7 215	4 356
SPAIN	34 581	241 170	146 101	LEBANON	1 927	15 684	9 466
EU	417 376	2 681 696	1 622 834	SYRIA	1 032	4 813	2 897
CANARY IS	438	1 434	873	IRAQ	4 440	5 051	3 065
ICELAND	127	512	310	IRAN	7 063	21 139	12 600
NORWAY	6 345	44 324	26 898	ISRAEL	5 064	51 153	31 026
SWEDEN	28 073	161 321	97 699	JORDAN	2 591	13 418	8 136
FINLAND	13 982	63 068	38 125	SAUDI ARABIA	28 368	130 708	79 138
SWITZERLAND	70 871	1 131 405	682 793	KUWAIT	5 659	14 903	9 018
AUSTRIA	87 052	607 581	367 618	BAHRAIN	1 686	3 142	1 905
ANDORRA	9	111	68	QATAR	499	3 685	2 261
VATICAN CITY	21	85	50	ARAB EMIRAT	5 470	20 340	12 308
MALTA	669	4 496	2 715	OMAN	6 573	5 886	3 600
TURKEY	4 986	42 006	25 380	YEMEN	710	3 072	1 844
ESTONIA	236	1 065	643	AFGHANISTAN	14	53	32
LATVIA	265	1 701	1 015	PAKISTAN	7 327	30 969	18 725
LITHUANIA	742	4 052	2 403	INDIA	2 427	10 072	6 094
POLAND	66 655	181 835	110 042	BANGLADESH	461	1 881	1 133
CZECH REPUB.	13 966	76 463	46 175	SRI LANKA	889	2 541	1 537
SLOVAKIA	3 980	28 919	17 454	MYANMAR	186	1 763	1 050
HUNGARY	16 514	101 196	61 122	THAILAND	5 339	34 265	20 680
ROMANIA	1 074	8 642	5 218	VIETNAM	2 878	5 070	3 043
BULGARIA	3 287	15 938	9 647	CAMBODIA	34	152	93
ALBANIA	14	221	131	INDONESIA	906	8 749	5 242
UKRAINE	10 235	95 213	57 818	MALAYSIA	2 662	14 992	9 055
BELARUS	6 290	39 348	23 774	SINGAPORE	2 723	13 376	8 087
MOLDOVA	58	453	279	PHILIPPINES	1 641	18 481	11 220
RUSSIA	52 093	242 428	145 596	MONGOLIA	177	573	352
GEORGIA	32	425	252	CHINA	12 555	13 592	8 132
ARMENIA	269	532	320	NORTH KOREA	2	58	35
KAZAKHSTAN	774	6 003	3 590	SOUTH KOREA	2 609	28 640	17 347
TURKMENISTAN	529	1 895	1 145	JAPAN	35 442	597 664	360 740
UZBEKISTAN	19	316	189	TAIWAN	9 061	56 768	34 309
TADJIKISTAN	92	843	501	HONG KONG	9 563	48 663	29 464
KYRGYZSTAN	475	2 877	1 741	MACAO	29	172	104
SLOVENIA	1 640	18 330	11 102	AUSTRALIA	7 491	110 088	66 470
CROATIA	2 646	7 219	4 338	PAPUA NEW G	35	350	209
SERB MONTNEG	786	4 045	2 458	NEW ZEALAND	1 279	16 005	9 666
MACEDONIA	154	949	568	UNID COUNTR	1 305	2 819	1 692
MOROCCO	1 857	3 442	2 089	551 ESSNTL.OIL, PERFUME, FLAVR			
ALGERIA	437	2 437	1 456	IMPORTS	324 747	529 638	320 333
TUNISIA	1 447	2 743	1 664	FRANCE	36 082	121 869	73 606
LIBYA	4 582	21 879	13 274	BELGIUM LUX	25 968	26 209	15 899
EGYPT	1 369	14 212	8 574	NETHERLANDS	47 989	72 561	43 914
SUDAN	186	908	550	ITALY	17 863	18 261	11 067
MALI	4	69	43	UNITED KINGDOM	29 938	41 226	24 954
BURKINA FASO	71	150	89	IRELAND	3 379	12 418	7 519
CHAD	42	54	32	DENMARK	809	2 294	1 380
SENEGAL	7	68	41	GREECE	286	228	141
SIERRA LEONE	81	292	175	PORTUGAL	48	62	37
CTE D IVOIRE	612	1 261	762	SPAIN	3 765	6 507	3 938
GHANA	277	1 612	962	EU	166 127	301 635	182 455
TOGO	17	87	51	SWEDEN	7 235	3 064	1 850
BENIN	3	83	50	SWITZERLAND	27 917	131 633	79 628
NIGERIA	2 158	3 636	2 204	AUSTRIA	5 927	7 059	4 275
CAMEROON	15	102	63				

6 IMPORTS AND EXPORTS (SPECIAL TRADE) BY GROUPS OF THE SITC-REV. III AND BY COUNTRIES OF PRODUCTION AND CONSUMPTION 1993

GROUP COUNTRY	DT = 100 KG	1 000 DM	1 000 \$	GROUP COUNTRY	DT = 100 KG	1 000 DM	1 000 \$
MALTA	20	218	137	ETHIOPIA	47	134	81
TURKEY	266	849	510	KENYA	690	1 784	1 073
LITHUANIA	2 739	324	198	SEYCHELLES	36	72	43
POLAND	16 629	3 287	1 980	MADAGASCAR	164	206	124
CZECH REPUB	1 094	411	248	MAURITIUS	63	216	129
HUNGARY	381	858	512	ZIMBABWE	40	86	51
ROMANIA	254	265	158	SOUTH AFRICA	3 613	10 079	6 087
BULGARIA	208	399	241	NAMIBIA	43	63	37
ALBANIA	55	239	145	USA	8 309	23 266	14 090
UKRAINE	118	117	72	CANADA	2 632	2 372	1 425
BELARUS	720	439	266	MEXICO	753	2 526	1 517
MOLDOVA	888	125	73	GUATEMALA	374	1 334	809
RUSSIA	2 900	844	508	HONDURAS	62	271	162
KAZAKHSTAN	512	110	65	EL SALVADOR	315	938	588
SLOVENIA	8	158	95	COSTA RICA	622	1 213	730
CROATIA	50	541	330	PANAMA	82	213	128
MACEDONIA	471	145	90	DOMINIC REP	394	815	493
MOROCCO	50	314	188	JAMAICA	269	163	95
TUNISIA	39	114	69	TRINIDAD TOB	27	136	82
EGYPT	33	774	471	COLOMBIA	807	2 373	1 437
MADAGASCAR	1 563	680	413	VENEZUELA	1 237	4 066	2 460
REUNION	21	159	97	ECUADOR	330	966	581
MAURITIUS	7	171	104	PERU	398	1 297	786
SOUTH AFRICA	1 090	1 354	820	BRAZIL	470	1 411	857
USA	21 004	36 685	22 182	CHILE	1 556	4 345	2 621
CANADA	158	1 608	981	BOLIVIA	95	609	366
MEXICO	490	1 739	1 049	PARAGUAY	223	485	290
GUATEMALA	35	136	82	URUGUAY	42	146	89
BELIZE	346	86	52	ARGENTINA	517	1 871	1 125
PANAMA	194	119	73	CYPRUS	489	1 817	1 093
HAITI	103	297	180	LEBANON	679	2 145	1 308
COLOMBIA	47	54	31	SYRIA	2 506	6 124	3 637
PERU	74	258	157	IRAN	2 700	4 756	2 864
BRAZIL	40 674	8 108	4 906	ISRAEL	2 299	7 793	4 705
CHILE	319	142	85	JORDAN	465	880	536
PARAGUAY	477	1 020	619	SAUDI ARABIA	6 121	15 411	9 346
URUGUAY	475	118	71	KUWAIT	37	170	103
ARGENTINA	915	1 281	768	BAHRAIN	11	64	40
CYPRUS	1 434	474	282	ARAB EMIRAT	297	663	403
LEBANON	207	65	39	YEMEN	496	1 084	660
ISRAEL	974	1 110	669	PAKISTAN	1 187	2 538	1 530
INDIA	2 995	3 295	1 994	INDIA	227	805	485
SRI LANKA	73	399	239	BANGLADESH	374	1 010	605
NEPAL	24	79	49	SRI LANKA	242	800	482
INDONESIA	1 446	4 228	2 543	MYANMAR	311	829	499
SINGAPORE	325	518	313	THAILAND	2 050	5 088	3 060
CHINA	13 146	9 508	5 744	VIETNAM	600	1 022	623
NORTH KOREA	56	70	44	INDONESIA	12 215	28 378	16 988
JAPAN	124	385	232	MALAYSIA	1 078	1 972	1 197
TAIWAN	167	183	111	SINGAPORE	2 077	4 675	2 815
HONG KONG	414	325	198	PHILIPPINES	2 398	5 240	3 159
AUSTRALIA	84	673	410	CHINA	577	1 605	975
EXPORTS	322 019	740 182	447 230	SOUTH KOREA	5 669	16 454	9 946
FRANCE	47 988	95 229	57 565	JAPAN	4 496	12 989	7 850
BELGIUM LUX	13 404	30 922	18 699	TAIWAN	3 099	6 659	4 012
NETHERLANDS	16 701	35 714	21 613	HONG KONG	4 162	9 032	5 466
ITALY	27 311	65 049	39 403	AUSTRALIA	1 707	4 739	2 865
UNITED KINGDOM	31 278	63 474	38 313	NEW ZEALAND	276	740	443
IRELAND	383	666	407	FIJI	27	91	54
DENMARK	4 201	8 196	4 948	UNID COUNTR	577	1 259	760
GREECE	4 006	8 376	5 074	553 PERFUMERY, COSMETICS, ETC.			
PORTUGAL	507	1 455	889	IMPORTS	1 073 296	1 897 519	1 146 652
SPAIN	18 425	45 092	27 279	FRANCE	291 420	947 913	573 150
EU	164 204	354 173	214 190	BELGIUM LUX	58 271	68 453	41 317
CANARY IS	56	106	64	NETHERLANDS	79 259	69 246	41 812
ICELAND	66	139	87	ITALY	54 518	81 548	49 254
NORWAY	1 457	3 727	2 252	UNITED KINGDOM	252 093	218 594	131 747
SWEDEN	3 082	7 786	4 711	IRELAND	67 355	118 710	71 830
FINLAND	1 840	5 726	3 455	DENMARK	17 462	19 635	11 922
SWITZERLAND	12 347	35 563	21 513	GREECE	477	362	219
AUSTRIA	11 500	30 344	18 344	PORTUGAL	1 015	2 557	1 520
MALTA	420	1 058	638	SPAIN	10 370	14 273	8 610
TURKEY	5 116	11 159	6 751	EU	832 240	1 541 291	931 441
POLAND	10 475	20 655	12 470	CEUTA MEL	26 537	19 099	11 466
CZECH REPUB	4 065	8 227	4 956	NORWAY	321	734	443
SLOVAKIA	334	952	572	SWEDEN	2 898	4 472	2 686
HUNGARY	2 207	5 536	3 352	FINLAND	87	483	298
ROMANIA	942	2 568	1 577	SWITZERLAND	103 999	170 219	102 837
BULGARIA	604	1 087	653	AUSTRIA	34 423	24 933	15 101
UKRAINE	126	435	258	MALTA	1 530	1 088	658
BELARUS	13	58	33	TURKEY	1 347	1 040	613
MOLDOVA	579	275	165	POLAND	5 371	1 306	789
RUSSIA	4 572	13 479	8 015	CZECH REPUB	1 760	1 370	822
SLOVENIA	1 309	3 355	2 024	SLOVAKIA	218	217	133
CROATIA	480	2 569	1 562	HUNGARY	368	406	244
SERB MONTNEG	100	278	173	BULGARIA	116	48	30
MACEDONIA	952	1 413	860	RUSSIA	346	229	139
MOROCCO	1 818	3 088	1 864	CROATIA	60	250	152
ALGERIA	274	1 380	834	USA	35 430	75 305	45 530
TUNISIA	584	1 847	1 123	CANADA	627	774	464
LIBYA	80	230	140	MEXICO	232	370	219
EGYPT	2 093	4 494	2 724	COSTA RICA	58	75	43
SUDAN	95	193	115	BRIT VIRG IS	43	599	362
MAURITANIA	28	61	37	NETH ANTILL	1	66	38
MALI	29	65	40	BRAZIL	71	99	59
SENEGAL	42	72	44	ISRAEL	8 855	3 294	2 001
SIERRA LEONE	20	62	38	SAUDI ARABIA	160	241	140
CTE D IVOIRE	1 356	939	572	INDIA	700	1 139	688
GHANA	134	105	64	THAILAND	1 687	3 028	1 825
NIGERIA	3 185	4 187	2 540	MALAYSIA	228	254	155
ZAIRE	1 247	1 256	763	SINGAPORE	111	799	477
RWANDA	112	427	259	PHILIPPINES	58	67	41
BURUNDI	52	138	83	CHINA	1 956	4 185	2 542
ANGOLA	15	53	32				

6 IMPORTS AND EXPORTS (SPECIAL TRADE) BY GROUPS OF THE SITC-REV. III AND BY COUNTRIES OF PRODUCTION AND CONSUMPTION 1993

GROUP COUNTRY	DT = 100 KG	1 000 DM	1 000 \$	GROUP COUNTRY	DT = 100 KG	1 000 DM	1 000 \$
SOUTH KOREA	975	792	473	SAUDI ARABIA	32 211	46 057	27 799
JAPAN	5 540	28 971	17 523	KUWAIT	6 949	11 770	7 109
TAIWAN	4 184	7 158	4 333	BAHRAIN	2 036	3 535	2 134
HONG KONG	194	304	180	QATAR	1 528	2 805	1 700
AUSTRALIA	137	2 041	1 243	ARAB EMIRAT	16 213	25 226	15 260
NEW ZEALAND	18	59	32	OMAN	2 821	4 118	2 492
UNID COUNTR	13	318	198	YEMEN	560	573	339
EXPORTS	1 754 708	2 259 603	1 365 727	AFGHANISTAN	5 645	3 032	1 818
FRANCE	202 871	199 761	121 009	PAKISTAN	86	122	74
BELGIUM LUX	121 018	95 229	57 679	INDIA	25	115	69
NETHERLANDS	160 271	194 423	117 566	MALDIVES	172	509	307
ITALY	120 974	143 878	87 277	SRI LANKA	349	490	293
UNTD KINGDOM	131 110	128 566	77 616	NEPAL	618	525	314
IRELAND	2 138	5 446	3 279	THAILAND	2 453	4 107	2 483
DENMARK	49 731	62 444	37 770	VIETNAM	26	91	55
GREECE	17 019	28 342	17 141	INDONESIA	631	1 687	1 014
PORTUGAL	8 623	14 192	8 576	MALAYSIA	3 078	4 682	2 827
SPAIN	40 725	59 982	36 438	SINGAPORE	6 105	12 627	7 621
EU	854 480	932 263	564 351	PHILIPPINES	170	1 420	857
CANARY IS	1 802	2 849	1 727	MONGOLIA	66	89	54
ICELAND	1 330	2 465	1 493	CHINA	115	581	352
NORWAY	26 300	32 979	19 945	NORTH KOREA	492	419	255
SWEDEN	28 206	40 533	24 451	SOUTH KOREA	2 238	12 677	7 611
FINLAND	15 113	20 810	12 574	JAPAN	20 759	29 814	18 047
SWITZERLAND	110 741	181 285	109 601	TAIWAN	12 237	17 947	10 841
AUSTRIA	189 108	237 419	143 568	HONG KONG	12 620	20 931	12 612
ANDORRA	34	187	113	AUSTRALIA	3 818	11 968	7 230
GIBRALTAR	277	540	321	NEW ZEALAND	313	795	475
MALTA	1 957	2 647	1 590	NEW CALEDON	29	62	40
TURKEY	9 002	14 081	8 534	FIJI	22	98	60
ESTONIA	3 880	7 876	4 703	FR POLYNESIA	38	151	82
LATVIA	3 499	4 042	2 420	SHIPS SUPPL	971	31 701	19 239
LITHUANIA	9 446	7 576	4 579	UNID COUNTR	2 882	3 537	2 150
POLAND	82 120	85 770	51 957	554 SOAP,CLEANERS,POLISH,ETC			
CZECH REPUB	36 995	33 259	20 072	IMPORTS	4 261 757	952 228	575 634
SLOVAKIA	7 448	10 014	6 011	FRANCE	737 244	152 960	92 507
HUNGARY	45 879	40 968	24 673	BELGIUM LUX	665 055	150 664	91 108
ROMANIA	16 468	12 625	7 603	NETHERLANDS	996 992	172 144	104 066
BULGARIA	11 785	10 235	6 152	ITALY	591 557	111 310	67 192
UKRAINE	5 768	6 415	3 867	UNTD KINGDOM	234 116	57 826	34 932
BELARUS	3 644	3 619	2 172	IRELAND	2 077	1 885	1 146
MOLDOVA	442	361	212	DENMARK	143 872	28 686	17 344
RUSSIA	56 466	47 402	28 568	GREECE	286	78	48
GEORGIA	12	48	30	PORTUGAL	194	89	55
AZERBAIJAN	450	293	173	SPAIN	89 805	24 149	14 627
KAZAKHSTAN	101	354	215	EU	3 461 198	699 791	423 025
SLOVENIA	4 199	8 216	4 966	NORWAY	30 554	7 447	4 476
CROATIA	2 332	3 467	2 067	SWEDEN	34 896	10 192	6 165
MACEDONIA	909	416	250	FINLAND	550	112	66
MOROCCO	242	329	192	SWITZERLAND	287 797	100 128	60 498
ALGERIA	117	79	48	AUSTRIA	178 860	38 390	23 219
TUNISIA	170	612	369	TURKEY	2 542	864	530
LIBYA	1 298	747	450	POLAND	26 726	4 584	2 757
EGYPT	4 092	5 896	3 545	CZECH REPUB	6 061	1 805	1 098
SUDAN	248	249	149	HUNGARY	1 388	249	151
CTE D IVOIRE	24	108	66	UKRAINE	603	62	37
GHANA	79	159	92	SLOVENIA	33 242	5 170	3 125
BENIN	55	147	86	CROATIA	17 113	1 953	1 177
NIGERIA	218	269	164	BOS HERZEGOV	638	73	43
RWANDA	44	53	32	USA	163 390	69 165	41 856
DJIBOUTI	134	162	95	CANADA	2 167	1 021	618
KENYA	210	186	112	ISRAEL	564	363	219
MADAGASCAR	84	61	38	INDIA	281	96	56
REUNION	47	58	34	THAILAND	136	86	50
MAURITIUS	193	239	145	CHINA	1 488	1 603	966
SOUTH AFRICA	1 078	2 784	1 688	SOUTH KOREA	268	131	79
NAMIBIA	61	134	81	JAPAN	9 202	7 170	4 344
BOTSWANA	12	55	32	TAIWAN	211	484	297
USA	30 371	132 990	80 269	HONG KONG	539	904	552
CANADA	9 585	33 346	19 988	EXPORTS	9 144 855	2 423 964	1 466 609
MEXICO	1 618	6 386	3 842	FRANCE	1 317 509	310 786	188 204
BERMUDA	170	137	83	BELGIUM LUX	1 061 497	226 982	137 538
GUATEMALA	389	296	174	NETHERLANDS	876 694	197 861	119 717
HONDURAS	63	106	59	ITALY	1 018 183	246 522	149 195
EL SALVADOR	154	173	105	UNTD KINGDOM	695 572	180 030	108 712
COSTA RICA	87	227	135	IRELAND	24 913	7 535	4 555
PANAMA	1 859	7 178	4 321	DENMARK	215 990	49 731	30 118
HAITI	336	201	121	GREECE	96 821	32 300	19 559
BAHAMAS	74	1 357	813	PORTUGAL	56 708	23 858	14 460
DOMINIC REP	144	205	124	SPAIN	183 641	58 064	35 215
GUADELOUPE	74	81	41	EU	5 545 528	1 333 669	807 273
ANTIGUA	69	69	41	CANARY IS	1 841	732	443
BRIT VIRG IS	11	612	376	ICELAND	5 136	1 734	1 040
MARTINIQUE	55	76	44	NORWAY	43 233	16 052	9 698
TRINIDAD TOB	93	99	60	SWEDEN	141 194	41 399	25 085
ARUBA	119	217	127	FINLAND	73 621	23 662	14 333
NETH ANTILL	170	269	163	SWITZERLAND	587 077	149 186	90 208
COLOMBIA	181	976	589	AUSTRIA	592 204	152 660	92 386
VENEZUELA	304	1 674	1 009	ANDORRA	132	92	55
SURINAME	99	483	282	MALTA	3 766	1 231	734
ECUADOR	139	344	204	TURKEY	139 909	39 110	23 649
PERU	1 149	1 609	962	ESTONIA	1 157	398	233
BRAZIL	2 137	3 773	2 263	LATVIA	3 112	1 225	732
CHILE	1 638	3 969	2 396	LITHUANIA	5 200	1 122	664
BOLIVIA	367	767	458	POLAND	195 043	46 440	28 179
PARAGUAY	2 623	4 413	2 651	CZECH REPUB	94 214	23 342	14 126
URUGUAY	2 628	2 252	1 364	SLOVAKIA	29 080	5 959	3 599
ARGENTINA	2 362	3 967	2 380	HUNGARY	91 475	20 226	12 244
CYPRUS	1 497	3 934	2 369	ROMANIA	11 354	3 847	2 330
LEBANON	5 569	5 886	3 552	BULGARIA	17 064	6 219	3 745
SYRIA	275	216	130	ALBANIA	1 260	332	198
IRAN	5 620	6 441	3 867				
ISRAEL	4 691	11 786	7 096				
JORDAN	2 677	4 931	2 948				

6 IMPORTS AND EXPORTS (SPECIAL TRADE) BY GROUPS OF THE SITC-REV. III AND BY COUNTRIES OF PRODUCTION AND CONSUMPTION 1993

GROUP COUNTRY	DT = 100 KG	1 000 DM	1 000 \$	GROUP COUNTRY	DT = 100 KG	1 000 DM	1 000 \$
UKRAINE	10 343	3 748	2 247	UNID COUNTR	11 053	3 128	1 894
BELARUS	8 257	3 020	1 827	562 FERTILIZER, EXCEPT GRP272			
MOLDOVA	609	191	112	IMPORTS	64 412 010	1 194 781	724 578
RUSSIA	109 868	39 507	23 848	FRANCE	2 313 098	44 892	27 207
AZERBAIJAN	5 928	2 278	1 345	BELGIUM LUX	5 906 056	105 034	63 962
KAZAKHSTAN	31 139	10 675	6 306	NETHERLANDS	17 702 021	346 503	209 768
TURKMENISTAN	3 854	980	598	ITALY	2 190 217	36 479	22 221
UZBEKISTAN	586	175	107	UNTD KINGDOM	91 173	3 051	1 851
KYRGYZSTAN	209	108	64	IRELAND	1 203 769	21 056	12 801
SLOVENIA	59 140	16 157	9 810	DENMARK	2 185 974	37 935	23 167
CROATIA	41 745	9 958	6 016	GREECE	2 261 430	3 224	1 948
MACEDONIA	11 743	3 164	1 912	PORTUGAL	286 510	4 601	2 808
MOROCCO	14 945	4 490	2 714	SPAIN	1 156 413	16 248	9 775
ALGERIA	6 791	3 057	1 832	EU	33 296 661	619 023	375 508
TUNISIA	8 244	3 200	1 930	NORWAY	1 199 850	23 958	14 578
LIBYA	9 952	4 936	3 052	SWEDEN	119 881	2 148	1 257
EGYPT	18 918	7 155	4 319	FINLAND	39 105	711	437
SUDAN	1 610	532	321	SWITZERLAND	80 398	4 201	2 537
MALI	218	63	38	AUSTRIA	4 662 254	101 805	61 729
BURKINA FASO	403	124	76	ESTONIA	120 021	1 912	1 164
SENEGAL	439	190	115	LATVIA	93 685	1 829	1 128
GUINEA	185	158	96	LITHUANIA	1 446 336	24 680	14 994
CTE D IVOIRE	3 021	1 019	614	POLAND	5 862 765	88 516	53 719
GHANA	717	470	286	CZECH REPUBL	2 944 733	54 769	33 503
NIGERIA	5 624	1 922	1 160	SLOVAKIA	1 896 796	31 616	19 145
CAMEROON	1 417	552	329	HUNGARY	286 583	6 356	3 867
EQUAT GUINEA	16	63	37	ROMANIA	383 094	6 721	4 120
GABON	437	185	113	BULGARIA	493 965	8 050	4 717
ZAIRE	736	392	241	UKRAINE	1 156 336	24 873	14 946
RWANDA	366	86	50	BELARUS	2 152 561	29 771	17 972
BURUNDI	297	155	91	RUSSIA	4 192 273	74 145	44 800
ETHIOPIA	2 068	526	318	KAZAKHSTAN	1 64 596	1 342	796
KENYA	4 475	1 581	957	CROATIA	1 434 052	29 753	18 053
UGANDA	148	70	43	MOROCCO	146 530	3 149	1 868
TANZANIA	588	272	167	TUNISIA	270 890	4 760	2 806
SEYCHELLES	333	90	53	NIGERIA	36 341	812	495
MOZAMBIQUE	212	96	58	SOUTH AFRICA	913	800	482
MADAGASCAR	783	349	213	USA	1 370 212	34 679	21 236
REUNION	103	55	33	CANADA	1 391	143	86
MAURITIUS	1 407	640	384	MEXICO	1 296	122	75
ZIMBABWE	1 209	465	282	ISRAEL	643 413	12 843	7 795
SOUTH AFRICA	52 472	17 437	10 538	CHINA	2 132	61	37
NAMIBIA	253	84	49	JAPAN	4 911	969	573
USA	141 056	66 224	40 095	TAIWAN	2 514	130	78
CANADA	33 579	14 719	8 893	UNID COUNTR	3 138	57	34
MEXICO	12 996	6 921	4 188	EXPORTS	62 403 120	1 243 831	752 502
GUATEMALA	5 015	1 762	1 060	FRANCE	5 506 300	123 903	74 803
HONDURAS	863	326	195	BELGIUM LUX	9 007 276	139 839	84 646
EL SALVADOR	4 628	1 115	670	NETHERLANDS	2 233 000	49 197	29 712
COSTA RICA	4 806	1 735	1 052	ITALY	2 630 617	84 819	51 366
PANAMA	749	335	206	UNTD KINGDOM	6 751 998	114 739	68 922
CUBA	957	295	178	IRELAND	3 158 719	51 904	31 622
HAITI	529	106	63	DENMARK	2 525 044	54 575	33 197
DOMINIC REP	4 448	908	541	GREECE	196 979	7 306	4 437
GUADELOUPE	160	59	36	PORTUGAL	283 609	5 841	3 550
JAMAICA	715	182	110	SPAIN	1 417 445	29 219	17 655
TRINIDAD TOB	286	77	47	EU	33 710 987	661 342	399 910
NETH ANTILL	454	138	82	CANARY IS	1 444	105	62
COLOMBIA	22 740	7 619	4 607	NORWAY	1 539 494	27 789	16 787
VENEZUELA	20 423	4 787	2 896	SWEDEN	1 897 058	33 437	20 210
SURINAME	1 097	182	111	FINLAND	994 378	18 465	11 151
ECUADOR	5 144	1 556	940	SWITZERLAND	659 476	20 603	12 510
PERU	9 442	3 124	1 891	AUSTRIA	1 322 652	32 966	20 042
BRAZIL	24 785	11 135	6 731	TURKEY	494 670	11 412	7 013
CHILE	32 391	9 951	6 021	POLAND	1 062 890	14 458	8 707
BOLIVIA	1 300	579	344	CZECH REPUBL	575 938	10 019	6 082
PARAGUAY	2 712	1 038	630	HUNGARY	25 141	861	521
URUGUAY	8 478	2 472	1 497	ROMANIA	1 504	70	42
ARGENTINA	29 943	9 532	5 741	SLOVENIA	25 863	1 060	636
CYPRUS	13 959	3 983	2 407	CROATIA	12 884	498	304
LEBANON	12 230	3 484	2 117	MOROCCO	447 791	8 834	5 385
SYRIA	18 336	3 643	2 206	TUNISIA	1 608	51	31
IRAN	50 899	15 340	9 329	LIBYA	105 904	1 776	1 050
ISRAEL	79 752	23 813	14 421	EGYPT	582 690	19 972	12 363
JORDAN	8 749	2 200	1 322	NIGERIA	155 793	3 374	2 047
SAUDI ARABIA	35 330	10 604	6 388	GABON	4 000	123	75
KUWAIT	4 574	2 020	1 225	BURUNDI	12 040	254	157
BAHRAIN	1 762	726	434	ETHIOPIA	62 080	2 398	1 403
QATAR	382	208	125	KENYA	834	215	130
ARAB EMIRAT	15 439	5 459	3 304	TANZANIA	150 050	5 025	2 940
OMAN	1 643	567	344	REUNION	461	78	44
YEMEN	5 580	966	572	ZIMBABWE	71 014	2 179	1 298
AFGHANISTAN	951	460	276	SOUTH AFRICA	464 513	9 347	5 648
PAKISTAN	23 585	6 847	4 168	USA	2 418 229	41 801	25 318
INDIA	10 756	3 620	2 198	CANADA	2 659	364	218
BANGLADESH	3 799	909	548	MEXICO	692	134	81
SRI LANKA	1 776	737	445	GUATEMALA	125 490	2 781	1 645
NEPAL	552	193	117	HONDURAS	295	101	61
THAILAND	40 849	13 735	8 309	EL SALVADOR	503	144	86
VIETNAM	1 243	491	298	COSTA RICA	8 563	539	325
INDONESIA	37 659	12 754	7 725	PANAMA	890	73	45
MALAYSIA	20 505	6 995	4 226	CUBA	83 007	2 280	1 392
SINGAPORE	25 226	8 960	5 403	DOMINIC REP	45 124	24 913	15 051
PHILIPPINES	11 757	4 379	2 631	COLOMBIA	1 711 924	535	325
MONGOLIA	190	51	30	VENEZUELA	2 167	2 283	1 384
CHINA	30 864	7 513	4 533	ECUADOR	90 220	2 283	1 384
NORTH KOREA	283	127	78	PERU	745	270	160
SOUTH KOREA	68 268	26 536	16 057	BRAZIL	6 011 668	111 503	67 845
JAPAN	63 107	32 463	19 596	CHILE	3 470	606	360
TAIWAN	47 399	18 815	11 376	BOLIVIA	387	85	50
HONG KONG	65 136	24 767	14 981	PARAGUAY	1 871	52	31
AUSTRALIA	38 226	16 299	9 856				
NEW ZEALAND	16 772	4 309	2 611				
WEST SAMOA	419	202	123				
FR POLYNESIA	273	96	58				
SHIPS SUPPL	5	58	36				

6 IMPORTS AND EXPORTS (SPECIAL TRADE) BY GROUPS OF THE SITC-REV. III AND BY COUNTRIES OF PRODUCTION AND CONSUMPTION 1993

GROUP COUNTRY	DT = 100 KG	1 000 DM	1 000 \$	GROUP COUNTRY	DT = 100 KG	1 000 DM	1 000 \$
URUGUAY	30 485	659	410	CROATIA	10 183	1 270	775
ARGENTINA	269 397	5 022	3 048	MACEDONIA	1 469	325	196
CYPRUS	1 927	88	49	MOROCCO	29 683	4 024	2 424
LEBANON	12 038	602	366	ALGERIA	2 246	394	235
SYRIA	110 641	3 235	1 971	TUNISIA	7 137	1 028	618
IRAN	2 403	85	52	LIBYA	38 522	4 939	3 050
ISRAEL	2 513	214	132	EGYPT	39 261	4 765	2 892
JORDAN	1 252	296	181	SUDAN		114	67
SAUDI ARABIA	39 155	5 006	3 035	MALI	1 793	251	152
BAHRAIN	2 000	59	36	SENEGAL	7 736	850	513
ARAB EMIRAT	32 306	1 838	1 096	CTE D IVOIRE	24 228	2 535	1 519
OMAN	4 561	392	236	GHANA	2 049	237	145
YEMEN	30 027	799	486	NIGERIA	34 258	3 980	2 405
PAKISTAN	588	91	54	CAMEROON		55	34
INDIA	2 289 875	34 966	20 566	BURUNDI		121	74
SRI LANKA	393	66	41	ANGOLA	2 628	437	268
THAILAND	461 256	4 947	2 949	ETHIOPIA	10 679	1 190	735
VIETNAM	320	76	47	KENYA	8 625	864	525
INDONESIA	414 258	8 137	4 785	TANZANIA	4 292	544	325
MALAYSIA	744 867	7 488	4 536	SEYCHELLES	2 213	51	31
SINGAPORE	233 910	5 413	3 278	REUNION	3 040	236	140
PHILIPPINES	3 230	343	208	MAURITIUS	1 303	103	61
CHINA	1 370 996	38 730	23 867	ZAMBIA	2 429	406	245
SOUTH KOREA	6 086	1 014	615	ZIMBABWE	2 608	326	187
JAPAN	1 362 037	41 933	25 248	MALAWI		66	39
TAIWAN	35 921	2 552	1 535	SOUTH AFRICA	42 042	5 666	3 416
HONG KONG	2 646	189	112	USA	42 781	10 717	6 471
AUSTRALIA	28 320	2 110	1 272	CANADA	2 370	431	262
NEW ZEALAND	4 457	694	419	MEXICO	12 954	1 864	1 130
UNID COUNTR	9 942	263	158	EL SALVADOR	1 416	233	140
571 POLYMERS OF ETHYLENE				CUBA	6 582	763	468
IMPORTS	13 804 266	1 756 559	1 063 543	DOMINIC REP	1 700	279	169
FRANCE	2 041 754	241 958	146 468	BARBADOS	1 125	135	83
BELGIUM LUX	2 856 074	388 187	235 239	COLOMBIA	3 203	608	367
NETHERLANDS	2 464 158	280 119	169 598	VENEZUELA	2 504	403	249
ITALY	810 259	87 218	52 736	SURINAME	3 750	463	281
UNTD KINGDOM	313 773	58 812	35 552	ECUADOR		115	69
IRELAND	2 026	463	282	PERU	3 319	448	274
DENMARK	11 945	1 232	750	BRAZIL	14 769	2 131	1 290
PORTUGAL	138 666	16 181	9 830	CHILE		153	91
SPAIN	264 231	44 278	26 794	BOLIVIA	2 723	205	120
EU	8 908 886	1 118 448	677 249	ARGENTINA	16 318	2 586	1 570
NORWAY	672 322	73 432	44 519	CYPRUS	6 477	647	395
SWEDEN	563 483	123 907	75 214	LEBANON	3 979	704	428
FINLAND	148 740	21 993	13 314	SYRIA	7 325	540	333
SWITZERLAND	33 696	8 201	4 960	IRAN	16 657	3 252	1 961
AUSTRIA	1 080 078	120 001	72 695	ISRAEL	39 346	5 835	3 513
TURKEY	7 405	1 088	660	JORDAN		87	52
LATVIA	1 742	130	77	SAUDI ARABIA	13 243	2 955	1 797
LITHUANIA	17 073	1 037	632	KUWAIT	3 128	419	249
POLAND	236 255	22 556	13 613	ARAB EMIRAT	23 203	3 111	1 848
CZECH REPUB	308 013	30 904	18 728	YEMEN		55	34
SLOVAKIA	232 250	22 941	13 939	AFGHANISTAN		75	47
HUNGARY	319 020	32 515	19 669	PAKISTAN	36 954	4 696	2 844
UKRAINE	10 816	684	408	INDIA	63 824	7 563	4 577
BELARUS	12 783	1 179	710	BANGLADESH	13 276	1 458	880
RUSSIA	266 312	17 016	10 234	SRI LANKA	7 392	720	437
SLOVENIA	11 351	1 061	635	NEPAL	1 674	234	144
CROATIA	160 337	15 999	9 678	MYANMAR	1 500	172	100
BOS HERZEGOV	455	54	33	THAILAND	30 755	4 357	2 624
USA	230 339	76 533	46 229	INDONESIA	248 740	27 894	16 888
CANADA	83 521	11 863	7 070	MALAYSIA	37 262	4 752	2 881
MEXICO	77 028	6 528	3 908	SINGAPORE	20 085	2 004	1 206
BRAZIL	34 624	2 431	1 445	PHILIPPINES	40 050	4 423	2 670
CYPRUS	27 843	3 615	2 207	CHINA	351 135	33 912	20 493
SAUDI ARABIA	328 233	31 178	18 804	SOUTH KOREA	21 197	4 825	2 926
SINGAPORE	6 860	1 313	790	JAPAN	15 344	4 784	2 904
CHINA	4 031	995	594	TAIWAN	96 090	12 091	7 314
SOUTH KOREA	213	75	43	HONG KONG	108 793	13 145	7 922
JAPAN	18 455	8 729	5 271	AUSTRALIA	29 600	4 974	3 012
TAIWAN	292	81	52	NEW ZEALAND	6 279	681	410
EXPORTS				UNID COUNTR	913	167	101
FRANCE	1 634 654	224 955	136 181	572 POLYMERS OF STYRENE			
BELGIUM LUX	1 128 584	142 593	86 534	IMPORTS	5 298 342	985 733	596 409
NETHERLANDS	948 832	118 498	71 708	FRANCE	1 007 721	177 343	107 370
ITALY	1 536 715	190 151	115 205	BELGIUM LUX	1 264 734	212 454	128 732
UNTD KINGDOM	1 136 879	145 245	87 818	NETHERLANDS	1 101 079	235 937	142 546
IRELAND	81 082	9 592	5 816	ITALY	236 975	51 504	31 118
DENMARK	327 946	44 390	26 923	UNTD KINGDOM	489 898	85 222	51 458
GREECE	124 805	14 855	9 006	IRELAND		473	294
PORTUGAL	45 279	6 653	4 044	DENMARK	3 069	1 822	1 101
SPAIN	367 514	44 610	27 038	GREECE		79	47
EU	7 332 290	941 542	570 273	SPAIN	143 561	20 243	12 270
CANARY IS	1 856	202	118	EU	4 247 798	785 109	474 948
ICELAND	2 536	485	294	NORWAY	15 961	2 925	1 768
NORWAY	196 649	24 594	14 874	SWEDEN	230 911	38 799	23 458
SWEDEN	338 423	41 637	25 284	FINLAND	23 515	4 276	2 618
FINLAND	193 325	24 709	14 974	SWITZERLAND	18 275	3 507	2 118
SWITZERLAND	511 601	70 134	42 517	AUSTRIA	138 905	31 471	19 074
AUSTRIA	479 699	70 077	42 495	TURKEY		52	32
MALTA	2 771	435	265	LITHUANIA	1 331	129	78
TURKEY	100 173	19 149	11 586	POLAND	22 365	4 580	2 798
POLAND	65 786	11 328	6 856	CZECH REPUB	118 728	16 540	9 987
CZECH REPUB	38 978	6 864	4 148	SLOVAKIA	4 442	700	423
SLOVAKIA	12 701	1 897	1 146	HUNGARY	90 823	17 983	10 956
HUNGARY	28 613	4 862	2 941	BELARUS		75	47
ROMANIA	1 004	345	213	RUSSIA	16 404	1 079	657
BULGARIA	963	294	176	KAZAKHSTAN	8 119	942	559
UKRAINE	6 938	2 395	1 412	SLOVENIA	1 103	177	108
RUSSIA	748	469	280	CROATIA	57 301	8 845	5 345
SLOVENIA	22 042	3 058	1 848	SOUTH AFRICA		71	43
				USA	48 734	18 329	11 047
				CANADA	31 861	5 669	3 439

6 IMPORTS AND EXPORTS (SPECIAL TRADE) BY GROUPS OF THE SITC-REV. III AND BY COUNTRIES OF PRODUCTION AND CONSUMPTION 1993

GROUP COUNTRY	DT = 100 KG	1 000 DM	1 000 \$	GROUP COUNTRY	DT = 100 KG	1 000 DM	1 000 \$
BRAZIL	2 746	325	194	573 POLYMERS,VINYL CHLORIDE			
INDONESIA	3 410	644	382	IMPORTS	5 974 420	811 040	490 481
MALAYSIA	23 575	4 274	2 599	FRANCE	1 245 389	170 223	102 961
SINGAPORE	10 444	2 093	1 255	BELGIUM LUX	569 710	70 782	42 844
CHINA	2 052	437	257	NETHERLANDS	1 366 333	172 625	104 268
SOUTH KOREA	63 931	12 804	7 788	ITALY	392 699	64 003	38 722
JAPAN	2 209	1 239	753	UNITED KINGDOM	79 667	27 999	16 964
TAIWAN	112 229	22 408	13 525	IRELAND	87	153	93
HONG KONG	373	71	43	DENMARK	861	286	170
EXPORTS	5 650 725	1 153 632	698 766	SPAIN	17 555	1 999	1 203
FRANCE	905 583	184 319	111 700	EU	3 672 799	508 114	307 252
BELGIUM LUX	628 772	110 701	67 124	NORWAY	71 317	6 917	4 167
NETHERLANDS	463 931	103 118	62 520	SWEDEN	180 699	21 397	12 967
ITALY	867 513	144 928	87 864	FINLAND	191 588	23 760	14 374
UNITED KINGDOM	363 106	81 519	49 385	SWITZERLAND	172 263	28 011	16 898
IRELAND	49 729	11 730	7 108	AUSTRIA	80 123	10 159	6 143
DENMARK	132 825	42 882	26 014	TURKEY	4 403	950	574
GREECE	22 684	4 606	2 790	POLAND	340 844	30 455	18 413
PORTUGAL	37 338	8 341	5 055	CZECH REPUBL	508 161	47 326	28 564
SPAIN	222 516	35 560	21 523	SLOVAKIA	133 291	13 941	8 449
EU	3 693 997	727 704	441 083	HUNGARY	251 242	24 340	14 757
CANARY IS	593	87	52	ROMANIA	42 257	3 873	2 340
ICELAND	181	47	30	BULGARIA	616	67	42
NORWAY	54 192	11 618	7 022	UKRAINE	17 170	1 247	759
SWEDEN	121 794	24 568	14 885	BELARUS	621	117	72
FINLAND	72 583	11 599	7 024	RUSSIA	20 142	1 755	1 055
SWITZERLAND	285 441	76 551	46 383	SLOVENIA	987	102	59
AUSTRIA	486 932	93 030	56 380	CROATIA	23 336	2 020	1 226
MALTA	16 946	5 228	3 155	SOUTH AFRICA	172	68	41
TURKEY	114 691	22 055	13 348	USA	137 988	52 450	31 770
LATVIA	498	58	36	ST PIERRE	1 800	173	108
LITHUANIA	726	133	79	MEXICO	5 726	532	319
POLAND	42 806	9 173	5 550	BRAZIL	20 850	1 967	1 208
CZECH REPUBL	28 152	8 253	5 015	ISRAEL	67 309	6 300	3 809
SLOVAKIA	4 717	1 039	626	SAUDI ARABIA	15 237	1 501	896
HUNGARY	38 703	9 756	5 915	INDIA	267	86	50
ROMANIA	6 936	1 353	825	CHINA	753	527	322
BULGARIA	4 954	1 347	815	JAPAN	10 406	22 730	13 754
UKRAINE	3 342	1 323	794	EXPORTS	6 371 449	1 168 810	707 979
BELARUS	2 415	535	315	FRANCE	1 143 275	182 433	110 580
RUSSIA	21 881	5 812	3 533	BELGIUM LUX	628 771	114 506	69 588
SLOVENIA	18 709	4 879	2 952	NETHERLANDS	566 555	92 116	55 846
CROATIA	7 379	1 734	1 057	ITALY	829 490	135 780	82 275
MOROCCO	15 587	2 975	1 807	UNITED KINGDOM	849 640	144 187	87 143
ALGERIA	3 381	835	497	IRELAND	49 334	8 483	5 161
TUNISIA	10 425	1 671	1 008	DENMARK	123 233	24 475	14 821
LIBYA	3 300	929	553	GREECE	14 182	2 858	1 729
EGYPT	21 832	3 827	2 305	PORTUGAL	34 262	7 290	4 438
SENEGAL	1 900	359	216	SPAIN	118 310	25 471	15 437
CTE D IVOIRE	2 120	594	361	EU	4 367 052	737 599	447 018
GHANA	1 699	318	196	ICELAND	796	111	68
NIGERIA	892	238	142	NORWAY	67 038	8 708	5 276
ETHIOPIA	810	137	82	SWEDEN	267 068	35 842	21 773
KENYA	607	117	71	FINLAND	38 993	7 086	4 297
ZIMBABWE	1 176	240	142	SWITZERLAND	290 152	52 074	31 556
SOUTH AFRICA	54 078	12 507	7 569	AUSTRIA	212 949	39 804	24 093
USA	84 275	26 023	15 668	MALTA	325	95	55
CANADA	12 181	3 029	1 831	TURKEY	42 412	10 568	6 379
MEXICO	11 722	3 532	2 133	POLAND	89 345	18 112	10 957
GUATEMALA	1 943	312	187	CZECH REPUBL	43 041	10 313	6 205
EL SALVADOR	2 717	895	541	SLOVAKIA	13 152	3 894	2 345
COSTA RICA	12 240	1 964	1 194	HUNGARY	46 815	9 860	5 981
PANAMA	2 727	555	336	ROMANIA	3 756	922	551
DOMINIC REP	1 014	121	73	BULGARIA	5 956	1 164	709
TRINIDAD TOB	354	75	44	UKRAINE	1 259	242	145
COLOMBIA	3 271	1 177	714	BELARUS	8 110	1 297	787
VENEZUELA	5 960	1 808	1 091	MOLDOVA	1 284	215	129
ECUADOR	7 755	1 389	838	RUSSIA	97 508	19 305	11 687
PERU	5 598	1 076	650	KAZAKHSTAN	849	571	350
BRAZIL	11 511	2 119	1 285	SLOVENIA	4 859	1 752	1 057
CHILE	14 154	3 027	1 831	CROATIA	4 561	1 471	887
BOLIVIA	4 238	842	511	MACEDONIA	1 987	477	295
URUGUAY	448	118	72	MOROCCO	1 364	636	388
ARGENTINA	12 327	2 559	1 548	ALGERIA	17 320	3 388	2 047
CYPRUS	1 123	406	244	TUNISIA	4 848	1 360	833
LEBANON	878	154	93	LIBYA	505	194	79
SYRIA	1 300	252	153	EGYPT	25 447	4 420	2 675
IRAN	6 626	1 375	830	CTE D IVOIRE	374	231	138
ISRAEL	30 966	5 823	3 524	GHANA	1 636	408	245
JORDAN	2 230	327	200	NIGERIA	6 664	1 477	895
SAUDI ARABIA	4 531	1 065	648	BURUNDI	810	304	180
KUWAIT	5 354	647	384	ANGOLA	758	194	118
BAHRAIN	1 357	214	129	ETHIOPIA	1 270	310	184
ARAB EMIRAT	5 061	822	496	KENYA	4 423	1 091	665
OMAN	5 728	845	509	UGANDA	180	53	32
YEMEN	450	106	62	TANZANIA	923	210	126
PAKISTAN	2 871	703	425	SEYCHELLES	525	153	92
INDIA	1 623	467	281	MADAGASCAR	90	63	38
SRI LANKA	1 679	366	219	MAURITIUS	126	52	32
THAILAND	2 877	572	349	ZIMBABWE	2 222	386	234
INDONESIA	1 678	339	209	MALAWI	1 800	383	226
MALAYSIA	31 378	6 658	4 023	SOUTH AFRICA	68 897	14 232	8 627
SINGAPORE	37 583	7 499	4 547	USA	60 821	34 115	20 624
PHILIPPINES	1 926	451	4 476	CANADA	45 223	14 226	8 586
CHINA	41 673	7 392	4 476	MEXICO	14 887	3 600	2 197
SOUTH KOREA	25 168	5 112	3 061	GUATEMALA	1 648	445	269
JAPAN	1 460	457	272	EL SALVADOR	1 820	491	298
TAIWAN	4 660	1 153	690	COSTA RICA	209	56	32
HONG KONG	58 619	10 502	6 273	PANAMA	1 000	268	160
AUSTRALIA	11 549	3 145	1 899	CUBA	150	126	78
NEW ZEALAND	17 284	2 973	1 785	HAITI	778	206	127
UNID COUNTR	871	222	138	DOMINIC REP	1 716	411	248

6 IMPORTS AND EXPORTS (SPECIAL TRADE) BY GROUPS OF THE SITC-REV. III AND BY COUNTRIES OF PRODUCTION AND CONSUMPTION 1993

GROUP COUNTRY	DT = 100 KG	1 000 DM	1 000 \$	GROUP COUNTRY	DT = 100 KG	1 000 DM	1 000 \$
JAMAICA	434	57	35	MALTA	1 963	1 344	816
COLOMBIA	21 935	3 934	2 382	TURKEY	70 065	30 738	18 586
VENEZUELA	11 290	3 760	2 278	ESTONIA	79	75	46
ECUADOR	7 966	1 645	993	LATVIA	1 166	553	330
PERU	4 005	1 186	714	LITHUANIA	7 624	2 447	1 478
BRAZIL	16 602	5 517	3 330	POLAND	79 088	35 376	21 378
CHILE	3 432	1 016	617	CZECH REPUB.	64 405	25 851	15 705
BOLIVIA	950	287	176	SLOVAKIA	10 267	4 803	2 904
URUGUAY	2 705	752	450	HUNGARY	47 038	17 441	10 535
ARGENTINA	18 477	4 039	2 437	ROMANIA	15 904	4 559	2 756
CYPRUS	1 102	150	89	BULGARIA	8 995	4 111	2 492
LEBANON	1 072	307	186	UKRAINE	5 256	2 032	1 216
SYRIA	1 653	427	260	BELARUS	5 408	2 319	1 396
IRAN	25 163	4 985	3 029	MOLDOVA	2 686	1 371	817
ISRAEL	24 029	3 396	2 089	RUSSIA	188 906	71 677	43 368
JORDAN	682	92	54	GEORGIA	24	221	137
SAUDI ARABIA	4 297	1 313	796	AZERBAIJAN	294	591	363
KUWAIT	911	270	162	KAZAKHSTAN	3 157	1 619	971
ARAB EMIRAT	702	459	281	UZBEKISTAN	644	393	240
OMAN	78	49	31	SLOVENIA	40 819	16 994	10 302
YEMEN	6 905	660	408	CROATIA	18 894	6 811	4 129
PAKISTAN	12 044	2 404	1 448	SERB MONTNEG	77	67	39
INDIA	51 250	6 890	4 131	MACEDONIA	751	572	347
BANGLADESH	250	71	42	MOROCCO	41 031	8 672	5 228
SRI LANKA	378	155	95	ALGERIA	1 437	790	481
THAILAND	19 534	3 628	2 196	TUNISIA	15 433	5 317	3 225
VIETNAM	2 061	633	383	LIBYA	19 346	4 945	3 013
INDONESIA	16 277	4 215	2 531	EGYPT	19 470	6 749	4 057
MALAYSIA	11 293	2 357	1 426	MALI	418	119	72
SINGAPORE	14 113	4 849	2 930	NIGER	159	310	191
PHILIPPINES	9 641	2 744	1 665	CTE D OIVORE	1 082	367	223
CHINA	12 125	4 646	2 824	GHANA	413	126	76
SOUTH KOREA	45 053	19 063	11 499	BENIN	508	124	75
JAPAN	40 453	14 071	8 534	NIGERIA	15 250	2 111	1 271
TAIWAN	14 890	6 197	3 733	GABON	288	120	73
HONG KONG	76 605	12 350	7 470	ZAIRE	926	243	147
AUSTRALIA	20 027	4 190	2 536	ETHIOPIA	43	81	50
NEW ZEALAND	1 566	634	385	KENYA	26 869	2 993	1 816
UNID COUNTR	1 155	255	153	MADAGASCAR	197	68	41
574 POLYACETAL,POLYCARBONATE				MAURITIUS	555	252	151
IMPORTS	4 445 802	1 635 593	989 334	ZAMBIA	49	75	44
FRANCE	249 651	80 884	48 936	ZIMBABWE	362	219	130
BELGIUM LUX	1 105 567	414 551	251 708	SOUTH AFRICA	56 738	25 983	15 767
NETHERLANDS	1 369 970	458 624	276 634	USA	118 619	69 379	42 034
ITALY	349 462	110 061	66 626	CANADA	15 075	10 423	6 312
UNTD KINGDOM	135 813	53 537	32 357	MEXICO	7 292	4 541	2 736
IRELAND	430	763	457	GUATEMALA	1 193	352	216
DENMARK	1 353	638	383	COSTA RICA	569	321	194
GREECE	255	82	51	PANAMA	240	82	50
PORTUGAL	1 084	305	184	CUBA	533	185	112
SPAIN	213 037	48 025	29 066	DOMINIC REP	1 431	277	166
EU	3 426 622	1 167 470	706 402	TRINIDAD TOB	288	75	45
NORWAY	43 948	16 458	9 957	COLOMBIA	2 955	1 561	936
SWEDEN	14 018	2 982	1 800	VENEZUELA	2 618	1 644	1 002
FINLAND	6 377	1 369	832	ECUADOR	935	507	303
SWITZERLAND	218 035	137 288	82 924	PERU	1 249	707	422
AUSTRIA	137 019	62 682	37 935	BRAZIL	58 844	17 684	10 672
TURKEY	455	149	90	CHILE	10 836	2 976	1 804
LITHUANIA	311	74	45	BOLIVIA	5 148	964	587
POLAND	87 600	16 632	10 111	URUGUAY	998	294	174
CZECH REPUB.	7 003	2 667	1 600	ARGENTINA	13 377	6 880	4 176
SLOVAKIA	11 669	2 231	1 326	CYPRUS	1 586	795	477
HUNGARY	4 157	1 783	1 076	LEBANON	2 529	901	542
BELARUS	3 309	256	151	SYRIA	4 898	1 269	765
RUSSIA	3 784	361	221	IRAN	27 414	11 547	6 988
SLOVENIA	9 233	1 544	938	ISRAEL	99 830	30 968	18 711
CROATIA	5 396	1 131	680	JORDAN	377	240	146
SOUTH AFRICA	1 748	161	98	SAUDI ARABIA	48 845	10 023	6 042
USA	219 038	109 217	65 965	KUWAIT	13 651	2 937	1 778
CANADA	604	282	171	BAHRAIN	309	131	79
MEXICO	38 315	9 049	5 447	QATAR	200	70	41
BRAZIL	4 712	2 026	1 223	ARAB EMIRAT	58 415	14 628	8 792
ISRAEL	3 476	3 903	2 335	OMAN	1 333	315	195
INDIA	3 365	676	408	YEMEN	7 987	1 118	681
THAILAND	2 399	563	336	PAKISTAN	8 107	2 885	1 748
VIETNAM	100	50	30	INDIA	15 305	6 218	3 727
INDONESIA	1 358	87	52	BANGLADESH	375	123	73
SINGAPORE	5 925	2 271	1 374	SRI LANKA	6 336	1 179	714
CHINA	3 795	1 139	690	THAILAND	14 301	7 013	4 241
SOUTH KOREA	36 088	10 446	6 322	INDONESIA	23 172	10 793	6 545
JAPAN	107 413	68 845	41 670	MALAYSIA	14 459	7 807	4 716
TAIWAN	33 940	9 983	6 068	SINGAPORE	55 882	21 964	13 318
HONG KONG	3 948	1 625	978	PHILIPPINES	11 872	6 916	4 192
EXPORTS	6 831 194	2 529 534	1 532 051	CHINA	36 864	11 378	6 891
FRANCE	882 199	349 477	212 064	SOUTH KOREA	26 532	12 077	7 323
BELGIUM LUX	385 628	141 546	85 781	JAPAN	97 096	45 122	27 296
NETHERLANDS	728 342	207 793	125 773	TAIWAN	66 335	30 350	18 320
ITALY	896 486	282 841	171 596	HONG KONG	80 972	40 337	24 382
UNTD KINGDOM	563 052	228 055	138 027	AUSTRALIA	37 190	14 854	9 001
IRELAND	55 485	19 565	11 852	NEW ZEALAND	13 593	5 428	3 278
DENMARK	150 112	61 436	37 238	FIJI	309	49	30
GREECE	30 545	9 812	5 950	FR POLYNESIA	254	54	32
PORTUGAL	38 412	18 211	11 040	UNID COUNTR	14 355	6 164	3 617
SPAIN	202 616	81 638	49 553	575 OTH.PLASTIC,PRIMARY FORM			
EU	3 932 877	1 400 374	848 874	IMPORTS	16 911 685	3 705 857	2 241 082
IRELAND	2 798	1 407	852	FRANCE	2 603 004	622 171	375 808
NORWAY	44 944	18 504	11 214	BELGIUM LUX	3 049 808	529 875	320 744
SWEDEN	138 191	63 096	38 190	NETHERLANDS	3 340 623	691 362	418 207
FINLAND	82 384	34 395	20 791	ITALY	1 364 540	315 306	190 793
SWITZERLAND	404 085	149 842	90 734	UNTD KINGDOM	953 660	336 164	203 154
AUSTRIA	418 084	145 758	88 246	IRELAND	29 240	19 387	11 706
				DENMARK	24 182	14 245	8 602
				GREECE	230	121	72

6 IMPORTS AND EXPORTS (SPECIAL TRADE) BY GROUPS OF THE SITC-REV. III AND BY COUNTRIES OF PRODUCTION AND CONSUMPTION 1993

GROUP COUNTRY	DT = 100 KG	1 000 DM	1 000 \$	GROUP COUNTRY	DT = 100 KG	1 000 DM	1 000 \$
PORTUGAL	15 528	4 382	2 662	ETHIOPIA	5 721	1 868	1 135
SPAIN	526 392	95 930	57 826	KENYA	5 362	2 577	1 559
EU	11 907 207	2 628 943	1 589 514	UGANDA	677	96	56
ICELAND	405	68	41	TANZANIA	445	291	174
NORWAY	403 142	70 420	42 645	MOZAMBIQUE	251	121	74
SWEDEN	272 198	62 651	38 039	MADAGASCAR	2 797	1 534	931
FINLAND	198 497	26 689	16 184	REUNION	1 715	467	283
SWITZERLAND	378 161	237 707	143 717	MAURITIUS	4 671	1 241	751
AUSTRIA	2 201 126	193 295	117 093	ZAMBIA	121	52	32
TURKEY	105 384	6 539	3 932	ZIMBABWE	2 825	1 554	938
LATVIA	6 069	987	603	SOUTH AFRICA	112 725	60 334	36 513
LITHUANIA	1 523	233	138	NAMIBIA	133	126	77
POLAND	76 095	5 532	3 359	USA	761 277	438 439	265 203
CZECH REPUBL	196 968	16 571	10 019	CANADA	89 136	36 805	22 279
SLOVAKIA	222 221	7 253	4 383	MEXICO	65 552	28 649	17 337
HUNGARY	21 658	2 180	1 317	GUATEMALA	8 647	2 339	1 408
ROMANIA	435	102	63	HONDURAS	581	378	226
BULGARIA	3 709	742	446	EL SALVADOR	1 921	1 100	662
UKRAINE	8 826	1 183	708	COSTA RICA	19 047	3 660	2 214
BELARUS	1 536	81	49	PANAMA	343	249	150
RUSSIA	8 986	1 442	872	CUBA	1 727	1 039	632
SLOVENIA	150 987	5 641	3 427	HAITI	653	143	88
CROATIA	1 561	584	355	DOMINIC REP	4 962	1 671	1 011
MAURITIUS	4 620	1 162	708	JAMAICA	1 192	281	171
SOUTH AFRICA	1 034	342	206	BARBADOS	202	73	44
USA	426 566	278 924	168 514	NETH ANTILL	189	401	242
CANADA	3 680	1 833	1 101	COLOMBIA	16 746	10 860	6 566
MEXICO	1 037	254	151	VENEZUELA	22 970	18 396	11 155
BRAZIL	8 758	1 646	993	SURINAME	4 192	505	304
ISRAEL	19 755	5 354	3 247	ECUADOR	4 161	2 668	1 606
INDIA	478	260	155	PERU	14 581	6 122	3 699
THAILAND	438	96	58	BRAZIL	60 929	48 005	29 061
INDONESIA	188	122	74	CHILE	22 149	12 052	7 303
MALAYSIA	27	53	31	BOLIVIA	748	481	291
SINGAPORE	4 150	3 882	2 346	PARAGUAY	1 597	752	481
CHINA	32 275	14 041	8 500	URUGUAY	6 852	3 532	2 137
SOUTH KOREA	8 380	3 641	2 197	ARGENTINA	49 724	27 469	16 583
JAPAN	139 753	94 285	57 125	CYPRUS	9 144	3 228	1 954
TAIWAN	91 544	30 405	18 346	LEBANON	11 042	2 823	1 700
HONG KONG	581	356	211	SYRIA	66 899	9 205	5 599
AUSTRALIA	684	183	112	IRAN	62 967	17 404	10 557
EXPORTS	22 437 924	6 874 454	4 162 820	ISRAEL	145 408	38 084	23 016
FRANCE	3 491 633	881 416	534 552	JORDAN	13 285	4 591	2 793
BELGIUM LUX	2 094 509	453 844	275 067	SAUDI ARABIA	85 014	24 006	14 529
NETHERLANDS	1 425 584	426 561	258 155	KUWAIT	17 607	4 229	2 557
ITALY	3 619 277	872 038	528 825	BAHRAIN	7 719	1 319	799
UNITED KINGDOM	1 661 068	530 492	321 257	QATAR	1 956	571	346
IRELAND	88 162	31 850	19 317	ARAB EMIRAT	45 162	14 912	9 006
DENMARK	508 780	137 598	83 345	OMAN	1 822	581	356
GREECE	115 729	45 749	27 730	YEMEN	3 376	981	595
PORTUGAL	142 642	58 198	35 298	PAKISTAN	56 134	17 268	10 408
SPAIN	614 717	246 716	149 588	INDIA	75 007	17 337	10 449
EU	13 762 101	3 684 462	2 233 144	BANGLADESH	13 128	2 943	1 781
CANARY IS	4 255	2 765	1 666	SRI LANKA	8 299	1 805	1 092
CEUTA MEL	1 550	1 094	648	NEPAL	61	59	35
ICELAND	10 162	3 050	1 857	MYANMAR	1 092	292	178
NORWAY	109 076	45 306	27 431	THAILAND	114 642	49 098	29 675
SWEDEN	695 228	158 537	96 025	VIETNAM	1 975	592	349
FINLAND	368 142	94 124	56 974	INDONESIA	106 162	39 263	23 733
SWITZERLAND	1 005 307	314 087	190 269	MALAYSIA	51 009	19 562	11 824
AUSTRIA	1 439 336	362 950	219 715	BRUNEI	163	87	55
MALTA	4 458	2 255	1 356	SINGAPORE	164 613	48 355	29 264
TURKEY	218 733	99 826	60 363	PHILIPPINES	88 467	19 703	11 854
ESTONIA	1 208	725	431	CHINA	59 543	21 832	13 160
LATVIA	1 623	1 108	673	NORTH KOREA	559	215	131
LITHUANIA	1 829	857	517	SOUTH KOREA	221 506	127 983	77 332
POLAND	230 468	88 190	53 294	JAPAN	247 508	195 988	118 513
CZECH REPUBL	128 025	54 019	32 721	TAIWAN	356 688	149 245	90 326
SLOVAKIA	25 246	9 361	5 649	HONG KONG	182 553	63 581	38 425
HUNGARY	110 612	43 270	26 164	AUSTRALIA	141 465	55 666	33 709
ROMANIA	17 975	9 482	5 727	PAPUA NEW G	110	115	70
BULGARIA	20 936	9 112	5 521	NEW ZEALAND	14 654	8 744	5 268
ALBANIA	681	193	116	UNID COUNTR	20 749	12 768	7 511
UKRAINE	7 485	3 801	2 295	579 PLASTIC WASTE, SCRAP ETC			
BELARUS	6 298	4 654	2 793	IMPORTS	429 070	29 639	17 890
MOLDOVA	2 896	1 476	879	FRANCE	57 044	4 124	2 490
RUSSIA	117 160	52 857	31 978	BELGIUM LUX	30 977	1 846	1 109
ARMENIA	232	211	125	NETHERLANDS	70 668	5 089	3 085
AZERBAIJAN	10 240	3 210	1 914	ITALY	37 570	3 720	2 251
KAZAKHSTAN	10 523	2 894	1 753	UNITED KINGDOM	23 759	1 970	1 170
UZBEKISTAN	1 597	909	551	DENMARK	11 997	728	441
TADJIKISTAN	372	437	262	PORTUGAL	1 317	207	127
SLOVENIA	99 825	38 670	23 423	SPAIN	4 355	554	333
CROATIA	56 091	14 996	9 076	EU	237 821	18 254	11 016
SERB MONTNEG	53	65	39	NORWAY	6 496	149	91
MACEDONIA	11 705	3 359	2 026	SWEDEN	29 511	2 307	1 392
MOROCCO	26 401	9 952	5 998	SWITZERLAND	82 576	3 740	2 269
ALGERIA	5 371	3 186	1 914	AUSTRIA	15 942	719	431
TUNISIA	28 536	10 649	6 429	MALTA	976	59	35
LIBYA	16 363	4 568	2 785	POLAND	7 741	886	535
EGYPT	139 798	29 925	18 133	CZECH REPUBL	26 839	1 589	961
SUDAN	186	55	34	SLOVAKIA	1 130	97	59
NIGER	62	55	269	HUNGARY	839	69	41
SENEGAL	2 172	440	269	BELARUS	915	167	101
SIERRA LEONE	13	108	63	RUSSIA	10 927	653	391
CTE D IVOIRE	5 656	1 839	1 110	USA	2 139	458	274
GHANA	3 611	1 123	676	CANADA	498	87	54
BENIN	815	156	96	MEXICO	2 173	79	47
NIGERIA	27 774	6 841	4 099	HONG KONG	464	75	44
CAMEROON	1 535	1 012	622	EXPORTS	1 639 418	81 600	49 310
GABON	487	125	75	FRANCE	146 540	2 898	1 762
CONGO	634	124	76				
ZAIRE	806	581	349				
ANGOLA	109	86	51				

6 IMPORTS AND EXPORTS (SPECIAL TRADE) BY GROUPS OF THE SITC-REV. III AND BY COUNTRIES OF PRODUCTION AND CONSUMPTION 1993

GROUP COUNTRY	DT = 100 KG	1 000 DM	1 000 \$	GROUP COUNTRY	DT = 100 KG	1 000 DM	1 000 \$
BELGIUM LUX	235 333	8 650	5 229	SPAIN	19 062	30 774	18 657
NETHERLANDS	348 923	13 802	8 349	EU	670 813	619 597	375 668
ITALY	248 112	9 447	5 706	CANARY IS	423	612	370
UNITD KINGDOM	9 855	725	436	ICELAND	799	1 365	820
IRELAND	16 159	1 051	636	NORWAY	10 097	9 048	5 465
DENMARK	4 336	158	95	SWEDEN	15 886	26 313	15 893
GREECE	42 607	1 222	737	FINLAND	8 154	12 017	7 277
PORTUGAL	10 613	529	320	SWITZERLAND	117 867	91 216	55 180
SPAIN	23 955	934	566	AUSTRIA	163 146	134 061	81 188
EU	1 086 433	39 416	23 836	MALTA	322	667	395
NORWAY	5 679	258	154	TURKEY	12 105	13 686	8 248
SWEDEN	4 508	223	136	ESTONIA	77	176	104
SWITZERLAND	46 266	3 043	1 834	LATVIA	68	108	60
AUSTRIA	36 989	2 503	1 517	LITHUANIA	821	1 822	1 105
MALTA	61	85	52	POLAND	43 395	49 943	30 182
TURKEY	2 444	104	62	CZECH REPUB	19 673	28 439	17 143
LITHUANIA	148	71	44	SLOVAKIA	876	1 784	1 066
POLAND	18 504	1 099	666	HUNGARY	9 574	15 813	9 539
CZECH REPUB	6 388	521	315	ROMANIA	1 239	2 120	1 275
SLOVAKIA	1 063	53	34	BULGARIA	195	412	249
HUNGARY	1 143	140	85	ALBANIA	92	243	148
BULGARIA	1 896	104	62	UKRAINE	616	571	342
UKRAINE	41 952	347	210	BELARUS	180	248	147
BELARUS	5 824	94	55	MOLDOVA	122	220	137
RUSSIA	701	94	55	RUSSIA	8 904	8 507	5 196
TUNISIA	1 234	109	66	KAZAKHSTAN	170	367	221
EGYPT	2 576	63	38	SLOVENIA	2 342	4 680	2 826
KENYA	875	51	30	CROATIA	2 296	4 876	2 920
MAURITIUS	68	49	30	SERB MONTNEG	117	242	147
USA	151 668	21 376	12 904	MACEDONIA	107	310	189
COLOMBIA	428	167	99	MOROCCO	47	120	73
VENEZUELA	242	119	71	ALGERIA	531	2 006	1 235
IRAN	1 471	493	302	TUNISIA	935	900	539
ISRAEL	2 191	90	55	LIBYA	1 699	2 038	1 238
ARAB EMIRAT	225	56	34	EGYPT	977	3 395	2 059
PAKISTAN	16 810	794	481	SUDAN	2 587	517	314
INDIA	40 167	2 739	1 638	MALI	515	130	78
THAILAND	1 638	108	67	BURKINA FASO	158	104	65
INDONESIA	17 682	508	307	NIGER	135	141	87
MALAYSIA	1 322	58	35	CHAD	248	107	65
SINGAPORE	4 322	205	127	CAPE VERDE	502	180	97
PHILIPPINES	35 259	1 202	736	GUINEA	229	94	58
CHINA	2 497	145	85	CTE D IVOIRE	33	79	48
SOUTH KOREA	5 509	271	163	GHANA	275	134	78
JAPAN	2 862	330	200	NIGERIA	4 423	2 212	1 337
TAIWAN	667	152	90	CAMEROON	793	352	214
HONG KONG	83 498	3 912	2 365	BURUNDI	623	350	214
UNIO COUNTR	1 555	97	58	ETHIOPIA	715	473	287
				KENYA	49	61	36
581 PLASTIC TUBE,PIPE,HOSE				UGANDA	1 538	321	197
IMPORTS	813 391	758 446	458 686	TANZANIA	997	332	199
FRANCE	63 411	66 287	40 253	SEYCHELLES	71	125	73
BELGIUM LUX	54 159	67 909	41 022	MOZAMBIQUE	428	224	138
NETHERLANDS	51 403	67 919	40 940	MAURITIUS	59	74	42
ITALY	208 617	89 383	54 060	SOUTH AFRICA	2 017	5 237	3 163
UNITD KINGDOM	66 437	70 088	42 380	NAMIBIA	84	133	78
IRELAND	4 468	15 505	9 343	USA	41 720	104 751	63 284
DENMARK	20 296	20 347	12 264	CANADA	4 530	9 001	5 444
GREECE	15 762	7 323	4 439	MEXICO	7 691	8 026	4 848
PORTUGAL	1 013	1 000	613	GUATEMALA	70	268	157
SPAIN	5 893	10 758	6 520	HONDURAS	13	48	31
EU	491 459	416 513	251 834	EL SALVADOR	64	261	156
NORWAY	2 921	2 070	1 251	NICARAGUA	79	77	46
SWEDEN	28 026	25 566	15 503	COSTA RICA	395	1 297	776
FINLAND	10 838	12 552	7 618	PANAMA	34	140	86
SWITZERLAND	104 133	125 238	75 799	DOMINIC REP	59	154	92
AUSTRIA	132 109	81 978	49 569	COLOMBIA	198	666	403
TURKEY	1 117	964	582	VENEZUELA	648	2 396	1 445
POLAND	2 099	1 431	864	ECUADOR	161	270	154
CZECH REPUB	4 956	2 986	1 803	PERU	261	859	517
SLOVAKIA	220	80	45	BRAZIL	2 895	5 865	3 511
HUNGARY	1 975	971	582	CHILE	1 862	3 759	2 274
ROMANIA	80	105	66	BOLIVIA	226	338	204
SLOVENIA	1 461	444	274	PARAGUAY	39	102	60
CROATIA	100	116	68	URUGUAY	161	412	250
MACEDONIA	1	55	33	ARGENTINA	1 994	4 185	2 525
USA	11 452	42 744	25 886	CYPRUS	1 316	1 189	710
CANADA	445	780	472	LEBANON	1 564	1 523	914
MEXICO	8	80	49	SYRIA	1 114	7 431	4 475
BRAZIL	11	50	30	IRAN	1 990	2 764	1 681
ISRAEL	6 720	11 990	7 215	ISRAEL	4 483	6 892	4 146
SAUDI ARABIA	1 195	496	294	JORDAN	305	619	369
THAILAND	1 345	1 209	724	SAUDI ARABIA	4 240	8 376	5 057
INDONESIA	336	345	209	KUWAIT	1 371	1 658	1 001
MALAYSIA	627	511	306	BAHRAIN	432	309	190
SINGAPORE	159	769	467	QATAR	16	67	42
CHINA	1 550	1 193	713	ARAB EMIRAT	3 215	1 978	1 195
SOUTH KOREA	352	726	437	OMAN	67	119	67
JAPAN	5 990	24 578	14 856	YEMEN	599	210	127
TAIWAN	890	1 227	738	AFGHANISTAN	228	57	33
HONG KONG	487	289	176	PAKISTAN	486	1 039	629
AUSTRALIA	20	117	69	INDIA	867	3 245	1 966
EXPORTS	1 222 446	1 282 928	776 499	SRI LANKA	1 498	407	246
FRANCE	169 938	110 584	68 992	MYANMAR	1 245	317	193
BELGIUM LUX	117 296	104 118	63 093	THAILAND	1 097	3 187	1 917
NETHERLANDS	150 169	107 583	65 177	CAMBODIA	1 122	246	148
ITALY	102 045	124 357	75 831	INDONESIA	323	754	451
UNITD KINGDOM	49 574	61 930	37 528	MALAYSIA	577	1 546	933
IRELAND	8 209	7 036	4 276	SINGAPORE	3 079	7 235	4 388
DENMARK	32 998	39 322	23 795	PHILIPPINES	505	1 152	687
GREECE	10 905	15 483	9 384	CHINA	948	2 963	1 795
PORTUGAL	10 617	18 410	11 165	SOUTH KOREA	1 087	2 893	1 751
				JAPAN	3 152	8 771	5 298
				TAIWAN	1 945	3 315	1 993
				HONG KONG	1 574	3 472	2 074
				AUSTRALIA	3 680	11 860	7 153

6 IMPORTS AND EXPORTS (SPECIAL TRADE) BY GROUPS OF THE SITC-REV. III AND BY COUNTRIES OF PRODUCTION AND CONSUMPTION 1993

GROUP COUNTRY	DT = 100 KG	1 000 DM	1 000 \$	GROUP COUNTRY	DT = 100 KG	1 000 DM	1 000 \$
NEW ZEALAND	395	1 523	918	TUNISIA	11 341	6 638	4 025
FR POLYNESIA	26	121	73	LIBYA	1 966	926	555
UNIO COUNTR	3 059	3 008	1 797	EGYPT	23 265	10 556	6 399
582 PLASTIC PLATE, SHEETS, ETC				SUDAN	2 168	963	564
IMPORTS	5 805 804	3 290 534	1 991 211	MAURITANIA	48	75	45
FRANCE	395 423	236 871	143 262	MALI	138	122	74
BELGIUM LUX	950 191	596 258	360 616	BURKINA FASO	258	222	135
NETHERLANDS	808 346	422 627	255 784	CHAD	186	126	75
ITALY	927 904	405 494	245 385	GUINEA	184	149	94
UNTD KINGDOM	285 658	202 789	122 780	SIERRA LEONE	232	409	246
IRELAND	14 812	32 548	19 708	CTE D IVOIRE	780	651	395
DENMARK	63 460	31 231	18 872	GHANA	161	169	102
GREECE	1 416	551	328	NIGERIA	3 589	1 892	1 143
PORTUGAL	4 284	2 352	1 435	CAMEROON	157	167	102
SPAIN	94 252	51 596	31 151	GABON	114	114	71
EU	3 545 746	1 982 317	1 199 321	CONGO	324	190	114
NORWAY	21 327	7 935	4 792	ZAIRE	732	507	306
SWEDEN	142 852	59 346	35 939	BURUNDI	110	103	60
FINLAND	110 697	50 639	30 756	ETHIOPIA	118	205	123
SWITZERLAND	552 781	317 742	192 427	KENYA	1 433	967	581
AUSTRIA	542 350	260 011	157 369	UGANDA	41	108	63
TURKEY	1 094	517	313	TANZANIA	122	177	104
POLAND	18 490	4 220	2 552	MADAGASCAR	325	227	135
CZECH REPUB	50 074	11 460	6 926	REUNION	334	232	139
SLOVAKIA	57 155	12 909	7 804	MAURITIUS	726	384	230
HUNGARY	34 866	9 462	5 717	ZAMBIA	104	109	68
ROMANIA	883	122	73	ZIMBABWE	664	470	285
BULGARIA	1 527	547	330	SOUTH AFRICA	35 918	28 552	17 257
UKRAINE	171	71	43	USA	335 132	270 136	163 423
BELARUS	44	51	31	CANADA	20 791	22 801	13 764
RUSSIA	3 199	535	324	MEXICO	16 484	15 613	9 461
SLOVENIA	10 686	3 930	2 379	GUATEMALA	444	410	248
CROATIA	1 122	204	121	BELIZE	165	237	145
MACEDONIA	2 279	1 772	1 078	EL SALVADOR	297	328	196
LIBYA	38	50	31	NICARAGUA	87	90	55
SOUTH AFRICA	52	53	31	COSTA RICA	3 591	3 501	2 122
USA	224 654	224 980	136 004	PANAMA	1 098	1 055	634
CANADA	10 822	10 584	6 400	CUBA	42	167	100
MEXICO	3 576	2 940	1 779	HAITI	217	112	69
ECUADOR	644	333	199	BAHAMAS	42	115	71
BRAZIL	3 839	1 319	790	DOMINIC REP	194	169	103
CYPRUS	667	377	225	GUADELOUPE	125	88	48
ISRAEL	37 207	18 095	10 922	MARTINIQUE	63	64	39
SAUDI ARABIA	96 130	9 850	5 861	JAMAICA	152	207	127
INDIA	1 263	472	286	ST VINCENT	99	65	39
THAILAND	6 908	2 838	1 712	TRINIDAD TOB	728	697	407
INDONESIA	4 202	1 048	644	NETH ANTILL	119	61	38
MALAYSIA	3 607	954	580	COLOMBIA	1 911	1 689	1 013
SINGAPORE	285	204	124	VENEZUELA	2 932	2 387	1 446
PHILIPPINES	1 085	323	198	GUYANA	121	139	83
CHINA	7 941	2 955	1 797	ECUADOR	634	776	462
SOUTH KOREA	44 818	25 829	15 630	PERU	1 546	1 690	1 023
JAPAN	240 259	248 472	150 601	BRAZIL	22 016	27 086	16 360
TAIWAN	18 387	13 450	8 126	CHILE	8 986	9 028	5 475
HONG KONG	397	451	272	BOLIVIA	422	344	213
AUSTRALIA	154	224	133	PARAGUAY	106	131	76
NEW ZEALAND	911	691	423	URUGUAY	803	731	444
EXPORTS	36 478 488	5 093 467	3 083 367	ARGENTINA	11 219	11 895	7 153
FRANCE	1 163 389	747 372	453 085	CYPRUS	2 934	2 255	1 368
BELGIUM LUX	600 709	393 643	238 545	LEBANON	2 861	1 798	1 086
NETHERLANDS	29 644 894	524 744	317 621	SYRIA	10 217	2 549	1 524
ITALY	682 384	419 011	254 095	IRAQ	101	70	41
UNTD KINGDOM	886 686	535 513	323 875	IRAN	22 035	11 614	7 012
IRELAND	61 776	40 972	24 781	ISRAEL	41 660	29 474	17 823
DENMARK	231 378	137 597	83 208	JORDAN	3 726	2 014	1 207
GREECE	46 255	32 025	19 417	SAUDI ARABIA	74 668	45 270	27 382
PORTUGAL	46 595	49 226	29 753	KUWAIT	3 717	4 020	2 426
SPAIN	249 499	186 058	112 752	BAHRAIN	912	1 164	702
EU	33 613 565	3 066 161	1 857 112	QATAR	1 012	412	255
CANARY IS	5 406	2 788	1 681	ARAB EMIRAT	10 171	7 276	4 386
ICELAND	4 858	3 399	2 049	OMAN	2 437	1 726	1 041
NORWAY	41 853	29 170	17 632	YEMEN	258	205	120
SWEDEN	160 241	117 641	71 288	PAKISTAN	8 103	4 904	2 969
FINLAND	71 168	49 447	29 967	INDIA	7 455	8 391	5 048
SWITZERLAND	572 214	340 997	206 344	BANGLADESH	5 701	2 448	1 478
AUSTRIA	457 976	298 040	180 416	SRI LANKA	1 495	1 866	1 121
ANDORRA	952	617	375	MYANMAR	338	435	265
MALTA	2 573	3 075	1 843	THAILAND	13 868	12 971	7 851
TURKEY	91 884	55 192	33 367	VIETNAM	3 557	3 048	1 857
ESTONIA	445	689	420	INDONESIA	15 958	10 781	6 502
LATVIA	827	493	286	MALAYSIA	10 009	7 864	4 749
LITHUANIA	2 428	1 872	1 131	BRUNEI	126	116	69
POLAND	140 441	96 478	58 259	SINGAPORE	32 510	19 566	11 822
CZECH REPUB	90 695	55 091	33 232	PHILIPPINES	2 856	2 912	1 748
SLOVAKIA	18 826	10 684	6 453	CHINA	6 538	9 239	5 572
HUNGARY	45 946	34 981	21 154	NORTH KOREA	193	285	171
ROMANIA	3 298	4 848	2 929	SOUTH KOREA	40 887	41 636	25 179
BULGARIA	5 174	3 781	2 287	JAPAN	40 899	49 041	29 701
ALBANIA	34	49	30	TAIWAN	36 193	39 662	24 079
UKRAINE	4 333	3 682	2 213	HONG KONG	41 602	35 414	21 412
BELARUS	2 723	2 492	1 490	MACAO	4	53	32
MOLDOVA	53	73	44	AUSTRALIA	51 520	45 811	27 785
RUSSIA	60 627	31 929	19 287	NEW ZEALAND	14 918	9 325	5 652
KAZAKHSTAN	445	311	187	NEW CALEDON	293	201	121
TURKMENISTAN	93	67	40	FR POLYNESIA	864	370	222
SLOVENIA	24 720	18 778	11 337	UNIO COUNTR	8 292	5 593	3 379
CROATIA	11 980	6 907	4 170	583 MONOFILAMENT OF PLASTICS			
SERB MONTNEG	79	181	107	IMPORTS	229 201	140 286	84 857
MACEDONIA	1 739	1 381	834	FRANCE	57 287	30 834	18 595
MOROCCO	2 376	1 529	915	BELGIUM LUX	13 226	10 423	6 336
ALGERIA	716	900	539	NETHERLANDS	9 160	7 352	4 450
				ITALY	34 555	15 055	9 088
				UNTD KINGDOM	24 473	14 169	8 560

6 IMPORTS AND EXPORTS (SPECIAL TRADE) BY GROUPS OF THE SITC-REV. III AND BY COUNTRIES OF PRODUCTION AND CONSUMPTION 1993

GROUP COUNTRY	DT = 100 KG	1 000 DM	1 000 \$	GROUP COUNTRY	DT = 100 KG	1 000 DM	1 000 \$
DENMARK	421	547	331	591 INSECTICIDES, ETC.			
PORTUGAL	869	782	475				
SPAIN	10 042	4 559	2 761	IMPORTS	505 169	620 899	376 386
EU	150 095	83 780	50 632				
NORWAY	274	71	43	FRANCE	89 915	113 272	68 775
SWEDEN	2 266	1 677	1 016	BELGIUM LUX	69 736	119 152	71 243
SWITZERLAND	26 660	22 682	13 744	NETHERLANDS	81 643	64 683	39 238
AUSTRIA	29 135	16 716	10 126	ITALY	8 150	7 163	4 331
POLAND	76	71	43	UNITD KINGDOM	109 182	138 729	84 566
CZECH REPUBL	1 984	835	498	IRELAND	1 304	939	573
HUNGARY	7 768	1 715	1 037	DENMARK	1 396	678	408
MOLDOVA	464	91	55	SPAIN	860	372	227
SLOVENIA	624	485	296	EU	362 212	445 006	269 372
SOUTH AFRICA	62	53	33	SWEDEN	5 189	9 475	5 784
USA	3 458	6 688	4 050	FINLAND	762	445	266
CANADA	92	124	75	SWITZERLAND	79 928	100 248	61 002
ISRAEL	3 904	2 643	1 599	AUSTRIA	23 664	34 346	20 982
INDIA	1 294	663	411	TURKEY	853	878	523
CHINA	62	52	33	POLAND	659	758	454
JAPAN	136	727	437	CZECH REPUBL	1 420	837	502
TAIWAN	310	996	605	SLOVAKIA	1 875	1 271	771
EXPORTS	1 220 681	796 743	482 175	HUNGARY	1 565	1 024	629
FRANCE	214 550	117 935	71 495	ROMANIA	834	194	119
BELGIUM LUX	104 298	79 242	47 946	BULGARIA	5 447	1 147	693
NETHERLANDS	103 470	79 560	48 218	RUSSIA	528	108	66
ITALY	34 569	33 690	20 417	SLOVENIA	462	941	579
UNITD KINGDOM	258 106	134 935	81 703	CROATIA	564	701	430
IRELAND	7 867	4 159	2 510	USA	12 569	12 784	7 686
DENMARK	27 568	19 976	12 083	PERU	600	122	74
GREECE	23 145	16 774	10 115	ISRAEL	58	81	48
PORTUGAL	8 274	5 430	3 285	INDIA	1 052	1 336	813
SPAIN	59 571	41 458	25 148	SOUTH KOREA	386	571	353
EU	841 418	533 159	322 920	JAPAN	2 720	7 568	4 595
CANARY IS	277	167	101	TAIWAN	198	252	152
ICELAND	384	397	245	AUSTRALIA	1 113	622	383
NORWAY	4 001	3 200	1 929	EXPORTS	1 561 832	2 110 207	1 279 344
SWEDEN	9 397	9 548	5 774	FRANCE	385 694	577 962	348 808
FINLAND	3 738	3 051	1 849	BELGIUM LUX	54 333	89 695	54 312
SWITZERLAND	93 739	60 924	36 813	NETHERLANDS	109 687	94 945	58 051
AUSTRIA	120 764	74 608	45 119	ITALY	104 837	110 915	67 446
MALTA	597	336	201	UNITD KINGDOM	70 116	88 573	53 723
TURKEY	4 614	4 455	2 685	IRELAND	5 779	9 582	5 859
ESTONIA	455	209	126	DENMARK	19 228	39 341	24 082
LITHUANIA	772	678	408	GREECE	19 314	33 249	20 247
POLAND	53 402	35 919	21 652	PORTUGAL	17 318	15 821	9 677
CZECH REPUBL	26 796	16 587	10 019	SPAIN	42 035	56 244	34 174
SLOVAKIA	2 661	1 957	1 175	EU	828 341	1 116 327	676 379
HUNGARY	1 952	1 758	1 062	CANARY IS	1 203	241	146
ROMANIA	341	256	154	ICELAND	104	86	54
BULGARIA	243	204	122	NORWAY	7 550	13 001	7 897
UKRAINE	110	90	56	SWEDEN	16 688	18 731	11 315
BELARUS	297	292	177	FINLAND	17 802	14 356	8 742
RUSSIA	1 412	1 474	894	SWITZERLAND	39 477	40 456	24 552
SLOVENIA	2 812	1 981	1 195	AUSTRIA	52 608	48 980	29 691
CROATIA	1 054	1 023	611	MALTA	596	667	414
MACEDONIA	433	204	121	TURKEY	13 979	20 901	12 674
TUNISIA	156	119	72	ESTONIA	139	368	220
LIBYA	148	234	141	LATVIA	805	1 226	759
EGYPT	549	381	229	LITHUANIA	758	1 108	668
SENEGAL	266	176	105	POLAND	34 941	42 770	26 052
GHANA	975	191	117	CZECH REPUBL	10 619	16 752	10 339
NIGERIA	295	214	130	SLOVAKIA	1 196	1 683	1 024
MAURITIUS	125	87	53	HUNGARY	17 390	22 214	13 524
ZIMBABWE	70	66	42	ROMANIA	4 038	6 291	3 815
SOUTH AFRICA	1 536	1 591	966	BULGARIA	3 940	4 864	2 948
USA	9 820	9 040	5 467	ALBANIA	297	739	444
CANADA	3 016	2 561	1 541	UKRAINE	10 218	21 848	13 494
MEXICO	1 968	2 811	1 704	BELARUS	5 413	5 384	3 328
COLOMBIA	133	181	111	MOLDOVA	1 871	4 799	2 986
VENEZUELA	53	88	41	RUSSIA	22 613	41 982	26 020
ECUADOR	50	82	50	KAZAKHSTAN	11 915	21 263	12 730
BRAZIL	679	1 313	794	TADJIKISTAN	834	979	595
CHILE	531	773	471	SLOVENIA	7 925	8 143	4 947
ARGENTINA	370	333	198	CROATIA	5 671	5 863	3 568
CYPRUS	248	172	102	SERB MONTNEG	110	122	73
IRAN	544	299	181	MACEDONIA	1 049	801	497
ISRAEL	1 570	1 485	897	MOROCCO	6 508	5 962	3 625
JORDAN	103	102	61	ALGERIA	2 183	1 575	968
SAUDI ARABIA	675	1 066	644	TUNISIA	1 483	1 704	1 034
KUWAIT	122	126	76	LIBYA	868	2 340	1 389
ARAB EMIRAT	618	576	349	EGYPT	8 832	11 155	6 777
PAKISTAN	134	130	81	SUDAN	3 227	4 406	2 691
INDIA	127	250	150	MALI	314	863	527
SRI LANKA	68	95	58	BURKINA FASO	276	380	223
THAILAND	947	855	514	SENEGAL	487	371	225
INDONESIA	141	110	67	GUINEA	49	80	48
MALAYSIA	196	167	98	CTE D IVOIRE	688	1 360	836
SINGAPORE	2 455	2 127	1 290	GHANA	527	1 003	610
PHILIPPINES	197	232	138	NIGERIA	2 869	2 505	1 512
CHINA	1 219	1 094	666	CAMEROON	1 807	1 427	851
SOUTH KOREA	2 020	1 622	973	GABON	267	151	91
JAPAN	1 783	2 096	1 241	ZAIRE	86	88	53
TAIWAN	8 747	5 618	3 396	ANGOLA	79	250	155
HONG KONG	726	383	237	ETHIOPIA	5 943	5 761	3 458
AUSTRALIA	2 113	2 117	1 277	KENYA	4 110	6 463	3 911
NEW ZEALAND	1 463	1 195	725	UGANDA	111	209	125
NEW CALEDON	65	56	32	TANZANIA	678	2 263	1 375
FR POLYNESIA	32	66	41	MOZAMBIQUE	151	574	355
UNID COUNTR	1 227	894	540	MADAGASCAR	232	391	243
				REUNION	194	305	180
				MAURITIUS	448	766	468
				COMOROS	10	63	37
				ZIMBABWE	490	1 410	861
				SOUTH AFRICA	9 121	19 768	11 988

6 IMPORTS AND EXPORTS (SPECIAL TRADE) BY GROUPS OF THE SITC-REV. III AND BY COUNTRIES OF PRODUCTION AND CONSUMPTION 1993

GROUP COUNTRY	DT = 100 KG	1 000 DM	1 000 \$	GROUP COUNTRY	DT = 100 KG	1 000 DM	1 000 \$
NAMIBIA	103	50	32	RUSSIA	51 509	20 041	12 065
USA	52 651	98 796	59 916	KAZAKHSTAN	774	256	157
CANADA	9 076	6 217	3 824	UZBEKISTAN	200	86	39
MEXICO	11 300	21 532	13 011	SLOVENIA	786	177	107
GUATEMALA	4 130	6 409	3 895	LIBYA	541	65	41
BELIZE	183	513	315	USA	52 913	62 327	37 821
HONDURAS	3 060	6 636	4 028	CANADA	3 441	2 522	1 522
EL SALVADOR	588	1 389	845	COLOMBIA	6 634	5 027	3 069
NICARAGUA	306	582	349	BRAZIL	13 925	6 943	4 202
COSTA RICA	7 209	17 041	10 275	ISRAEL	1 954	334	203
PANAMA	907	2 329	1 416	PAKISTAN	3 000	2 530	1 525
CUBA	4 369	4 593	2 784	INDIA	1 146	78	48
HAITI	895	96	60	THAILAND	84 672	7 496	4 543
DOMINIC REP	1 669	2 295	1 387	MALAYSIA	1 591	631	384
GUADELOUPE	35	90	55	CHINA	2 840	590	353
DOMINICA	86	147	90	SOUTH KOREA	1 284	625	372
MARTINIQUE	204	523	312	JAPAN	2 301	9 085	5 497
CAYMAN IS	127	351	216	TAIWAN	2 340	1 739	1 051
JAMAICA	334	430	261	AUSTRALIA	1 824	1 610	990
ST LUCIA	102	280	173	NEW ZEALAND	112 338	71 693	43 111
ST VINCENT	64	167	102				
BARBADOS	124	110	67	EXPORTS	6 122 582	1 342 559	812 195
TRINIDAD TOB	584	716	438	FRANCE	495 653	137 534	83 271
NETH ANTILL	35	123	74	BELGIUM LUX	222 757	101 250	61 251
COLOMBIA	13 606	18 200	11 027	NETHERLANDS	1 243 131	169 824	102 904
VENEZUELA	2 167	2 109	1 280	ITALY	384 563	129 902	78 579
GUYANA	59	128	75	UNITD KINGDOM	340 708	77 738	47 025
SURINAME	216	624	373	IRELAND	20 473	4 191	2 534
ECUADOR	7 688	10 333	6 218	DENMARK	135 077	31 981	19 328
PERU	3 215	2 478	1 508	GREECE	55 898	17 568	10 618
BRAZIL	2 763	4 843	2 956	PORTUGAL	27 667	10 109	6 113
CHILE	11 587	15 822	9 623	SPAIN	144 532	44 326	26 808
BOLIVIA	416	637	372	EU	3 070 459	724 423	438 431
PARAGUAY	547	926	556	CANARY IS	1 534	335	196
URUGUAY	2 132	3 648	2 156	CEUTA MEL	5 664	615	360
ARGENTINA	15 531	19 550	11 829	ICELAND	3 385	813	490
CYPRUS	986	962	578	NORWAY	29 080	9 605	5 820
LEBANON	1 675	1 553	942	SWEDEN	229 609	27 870	16 863
SYRIA	2 571	3 837	2 330	FINLAND	95 887	11 873	7 177
IRAQ	734	715	420	SWITZERLAND	381 617	59 207	35 863
IRAN	32 065	38 159	23 009	AUSTRIA	138 750	55 500	33 640
ISRAEL	5 668	6 494	3 935	FAEROE IS	1 629	196	118
JORDAN	2 312	1 999	1 206	MALTA	1 760	912	553
SAUDI ARABIA	22 171	30 988	18 534	TURKEY	52 334	13 670	8 279
KUWAIT	292	416	253	ESTONIA	233	78	46
BAHRAIN	108	69	41	LATVIA	623	306	180
QATAR	276	191	116	LITHUANIA	2 550	722	435
ARAB EMIRAT	2 432	2 898	1 744	POLAND	180 224	30 356	18 367
OMAN	656	892	538	CZECH REPUB	22 174	10 779	6 514
YEMEN	2 769	2 469	1 493	SLOVAKIA	4 818	2 343	1 412
PAKISTAN	4 765	4 926	3 028	HUNGARY	35 022	12 930	7 794
INDIA	1 387	1 092	663	ROMANIA	3 445	1 534	920
BANGLADESH	1 232	728	440	BULGARIA	2 945	1 823	1 096
SRI LANKA	6 287	3 885	2 347	ALBANIA	261	53	33
NEPAL	58	56	34	UKRAINE	1 565	1 026	618
THAILAND	20 014	18 415	9 924	BELARUS	962	411	246
VIETNAM	1 800	3 203	1 950	RUSSIA	20 103	9 723	5 826
INDONESIA	12 909	10 440	6 336	KAZAKHSTAN	244	221	133
MALAYSIA	4 817	6 953	4 197	UZBEKISTAN	288	124	75
SINGAPORE	2 476	2 035	1 230	SLOVENIA	44 198	6 729	4 062
PHILIPPINES	5 395	9 094	5 467	CROATIA	6 427	3 379	2 040
MONGOLIA	78	249	149	BOS HERZEGOV	150	51	32
CHINA	5 365	9 345	5 664	SERB MONTNEG	106	71	44
SOUTH KOREA	7 796	9 734	5 832	MACEDONIA	694	350	207
JAPAN	42 002	84 379	51 022	MOROCCO	2 629	1 251	758
TAIWAN	12 663	16 401	9 952	ALGERIA	10 303	757	460
HONG KONG	1 035	1 487	909	TUNISIA	5 986	2 389	1 439
AUSTRALIA	18 498	17 761	10 660	LIBYA	624	422	254
NEW ZEALAND	6 396	10 318	6 291	EGYPT	10 159	4 498	2 730
MARSHALL ISL	50	86	51	SUDAN	320	235	138
SHIPS SUPPL	480	1 430	868	MAURITANIA	89	85	50
UNID COUNTR	831	741	441	MALI	509	61	37
592 STARCHES, INULIN, ETC.				SENEGAL	382	228	135
IMPORTS	4 209 594	992 991	599 442	SIERRA LEONE	96	72	42
FRANCE	1 412 941	198 329	119 896	COTE D IVOIRE	4 562	681	415
BELGIUM LUX	346 854	77 312	46 550	GHANA	1 312	771	468
NETHERLANDS	1 456 043	246 049	148 405	BENIN	222	102	62
ITALY	139 828	27 337	16 546	NIGERIA	1 612	785	477
UNITD KINGDOM	34 841	26 847	16 232	CAMEROON	762	484	293
IRELAND	16 100	56 087	33 847	CENT AFR REP	284	125	76
DENMARK	120 834	24 887	15 029	GABON	821	422	253
GREECE	702	394	241	CONGO	119	51	31
PORTUGAL	99	76	46	ZAIRE	1 356	536	318
SPAIN	9 163	4 561	2 748	RWANDA	372	168	103
EU	3 537 405	661 879	399 540	BURUNDI	95	58	34
CEUTA MEL	1 311	209	124	ANGOLA	307	295	180
NORWAY	1 566	1 061	643	ETHIOPIA	177	142	85
SWEDEN	54 521	27 849	16 763	KENYA	1 039	400	243
FINLAND	9 020	2 367	1 436	TANZANIA	702	170	99
SWITZERLAND	67 050	37 632	22 808	SEYCHELLES	167	91	54
AUSTRIA	35 002	10 768	6 487	MADAGASCAR	1 511	356	216
TURKEY	251	79	50	REUNION	520	553	332
LATVIA	3 595	1 461	883	MAURITIUS	442	178	106
LITHUANIA	14 237	6 299	3 810	ZAMBIA	52	52	31
POLAND	71 464	19 005	11 436	ZIMBABWE	413	59	36
CZECH REPUB	19 520	12 899	7 776	MALAWI	213	84	51
SLOVAKIA	2 009	74	44	SOUTH AFRICA	37 794	8 566	5 198
HUNGARY	2 285	1 541	931	NAMIBIA	208	161	98
ROMANIA	715	221	134	USA	339 300	98 413	59 455
BULGARIA	762	528	321	CANADA	49 700	13 198	7 981
UKRAINE	38 343	13 394	8 031	MEXICO	46 246	15 146	9 164
BELARUS	3 539	1 603	953	GUATEMALA	469	379	227
MOLDOVA	399	158	93	HONDURAS	661	244	146
				EL SALVADOR	235	178	108
				COSTA RICA	621	688	408

6 IMPORTS AND EXPORTS (SPECIAL TRADE) BY GROUPS OF THE SITC-REV. III AND BY COUNTRIES OF PRODUCTION AND CONSUMPTION 1993

GROUP COUNTRY	DT = 100 KG	1 000 DM	1 000 \$	GROUP COUNTRY	DT = 100 KG	1 000 DM	1 000 \$
PANAMA	92	70	40	SWITZERLAND	3 887	9 210	5 575
CUBA	325	128	75	AUSTRIA	12 422	9 714	5 859
HAITI	381	93	56	TURKEY	429	1 142	693
DOMINIC REP	2 637	427	257	ESTONIA	54	81	48
JAMAICA	573	187	111	LATVIA	536	493	295
TRINIDAD TOB	237	59	36	LITHUANIA	507	469	278
NETH ANTILL	91	50	30	POLAND	2 727	2 135	1 309
COLOMBIA	3 480	1 818	1 091	CZECH REPUB	2 323	2 183	1 306
VENEZUELA	4 809	1 810	1 098	SLOVAKIA	92	174	102
ECUADOR	1 005	404	245	HUNGARY	348	547	332
PERU	8 909	795	482	ROMANIA	1 356	3 387	2 071
BRAZIL	4 159	3 479	2 098	UKRAINE	16	56	33
CHILE	5 989	3 352	2 023	RUSSIA	58	220	130
BOLIVIA	507	138	83	KAZAKHSTAN	10	53	32
PARAGUAY	205	115	67	SLOVENIA	343	566	335
URUGUAY	2 849	1 662	1 003	TUNISIA	11	52	32
ARGENTINA	16 454	5 138	3 090	LIBYA	169	895	540
CYPRUS	6 390	1 228	739	EGYPT	71	279	171
LEBANON	3 012	1 402	846	SUDAN	173	80	49
SYRIA	5 857	768	464	GHANA	1 229	519	316
IRAN	4 757	1 771	1 066	NIGERIA	11 609	11 907	7 237
ISRAEL	34 967	7 199	4 348	CAMEROON	91	125	76
JORDAN	1 715	839	504	SOUTH AFRICA	58	274	168
SAUDI ARABIA	17 310	7 051	4 285	USA	3 484	13 468	8 158
KUWAIT	1 900	1 481	892	CANADA	235	1 390	840
BAHRAIN	609	336	203	CHILE	37	161	97
QATAR	730	262	164	ARGENTINA	96	197	120
ARAB EMIRAT	15 747	3 303	1 999	IRAN	114	409	249
OMAN	771	752	457	ISRAEL	189	542	327
YEMEN	1 804	537	322	KUWAIT	10	226	132
PAKISTAN	3 713	1 610	976	OMAN	32	188	112
INDIA	531	360	218	YEMEN	7 235	2 990	1 833
BANGLADESH	11 619	1 244	756	PAKISTAN	201	178	107
SRI LANKA	374	181	107	INDIA	41	143	85
NEPAL	47	54	33	THAILAND	673	1 960	1 195
MYANMAR	93	59	36	INDONESIA	50	99	58
THAILAND	79 568	9 862	5 970	MALAYSIA	66	682	400
VIETNAM	1 042	503	303	SINGAPORE	391	2 046	1 233
INDONESIA	56 022	8 519	5 148	CHINA	200	343	208
MALAYSIA	23 482	4 113	2 478	SOUTH KOREA	163	216	130
SINGAPORE	21 469	5 436	3 273	JAPAN	31	182	110
PHILIPPINES	7 111	1 837	1 111	TAIWAN	254	488	291
CHINA	8 918	1 879	1 138	HONG KONG	128	273	164
NORTH KOREA	130	95	56	MACAO	10	178	110
SOUTH KOREA	108 060	23 219	14 039	AUSTRALIA	147	625	376
JAPAN	271 729	50 759	30 705	NEW ZEALAND	58	249	149
TAIWAN	247 332	14 609	8 854	UNID COUNTR	47	78	47
HONG KONG	214 195	16 670	10 090				
AUSTRALIA	41 717	10 012	6 059				
NEW ZEALAND	2 751	842	512				
FIJI	309	111	65				
UNID COUNTR	9 444	1 893	1 134				
593 EXPLOSIVES, PYROTECHNICS				597 PREPRD ADDITIVES, LIQUIDS			
IMPORTS	190 390	189 803	114 939	IMPORTS	2 155 205	563 890	340 956
FRANCE	669	14 023	8 488	FRANCE	659 185	194 907	117 813
BELGIUM LUX	5 883	13 500	8 129	BELGIUM LUX	370 026	74 110	44 795
NETHERLANDS	477	719	438	NETHERLANDS	420 050	69 096	41 760
ITALY	1 269	2 203	1 346	ITALY	136 096	36 528	22 128
UNTD KINGDOM	5 699	15 398	9 384	UNTD KINGDOM	352 206	93 008	56 273
DENMARK	103	233	136	IRELAND	1 705	1 198	734
SPAIN	72	197	118	DENMARK	20 961	5 788	3 495
EU	14 175	46 304	28 059	PORTUGAL	103	101	61
NORWAY	425	1 957	1 192	SPAIN	6 387	1 524	924
SWEDEN	611	1 476	896	EU	1 966 723	476 265	287 986
FINLAND	384	1 395	845	NORWAY	1 012	219	134
SWITZERLAND	445	4 478	2 660	SWEDEN	2 921	1 203	730
AUSTRIA	54	399	238	FINLAND	1 101	191	113
POLAND	8 752	1 750	1 053	SWITZERLAND	41 293	23 208	14 051
CZECH REPUB	13 732	5 710	3 440	AUSTRIA	11 101	6 259	3 794
SLOVAKIA	1 473	285	170	CZECH REPUB	685	67	41
RUSSIA	50	75	45	HUNGARY	2 843	692	417
SLOVENIA	6 747	2 024	1 226	RUSSIA	4 435	622	376
CROATIA	198	77	46	SOUTH AFRICA	4 299	1 068	645
USA	5 283	74 413	45 521	USA	112 652	45 643	27 575
CANADA	7	156	92	CANADA	1 341	628	381
VENEZUELA	198	363	223	MEXICO	2 091	1 459	880
ARGENTINA	38	66	39	BAHRAIN	5	882	515
ISRAEL	1	373	232	CHINA	34	164	101
SINGAPORE	61	369	223	JAPAN	1 843	5 084	3 076
CHINA	136 369	46 112	27 519	EXPORTS	2 943 480	1 058 128	639 651
NORTH KOREA	216	70	43	FRANCE	260 472	92 252	55 732
SOUTH KOREA	407	1 275	765	BELGIUM LUX	200 892	64 349	39 025
JAPAN	36	170	107	NETHERLANDS	119 920	46 633	28 131
TAIWAN	216	215	129	ITALY	245 050	85 611	51 853
HONG KONG	470	264	160	UNTD KINGDOM	207 939	75 453	45 535
EXPORTS	152 921	170 538	103 167	IRELAND	3 367	1 488	901
FRANCE	33 111	17 677	10 684	DENMARK	53 480	18 769	11 338
BELGIUM LUX	8 287	6 683	4 041	GREECE	33 404	13 817	8 355
NETHERLANDS	4 804	8 963	5 443	PORTUGAL	26 642	9 823	5 941
ITALY	27 620	19 215	11 617	SPAIN	77 033	27 677	16 768
UNTD KINGDOM	3 330	15 950	9 643	EU	1 228 259	435 872	263 579
IRELAND	50	217	132	CANARY IS	1 650	477	284
DENMARK	1 703	5 553	3 383	CEUTA MEL	262	102	63
GREECE	165	258	156	ICELAND	1 487	435	259
PORTUGAL	7 710	3 854	2 336	NORWAY	39 637	11 500	6 943
SPAIN	728	1 452	864	SWEDEN	151 242	41 207	24 885
EU	87 508	79 822	48 299	FINLAND	44 038	17 954	10 862
ICELAND	238	608	366	SWITZERLAND	89 668	32 021	19 371
NORWAY	1 642	5 558	3 342	AUSTRIA	134 324	48 217	29 126
SWEDEN	10 074	10 981	6 655	MALTA	494	201	116
FINLAND	795	1 087	653	TURKEY	68 144	22 842	13 826
				LATVIA	813	495	296
				LITHUANIA	1 026	435	264
				POLAND	61 465	23 862	14 385
				CZECH REPUB	41 432	13 267	8 019
				SLOVAKIA	8 958	4 403	2 667

6 IMPORTS AND EXPORTS (SPECIAL TRADE) BY GROUPS OF THE SITC-REV. III AND BY COUNTRIES OF PRODUCTION AND CONSUMPTION 1993

GROUP COUNTRY	DT = 100 KG	1 000 DM	1 000 \$	GROUP COUNTRY	DT = 100 KG	1 000 DM	1 000 \$
HUNGARY	33 077	14 521	8 831	SWITZERLAND	1 526 137	169 700	102 435
ROMANIA	8 134	3 808	2 303	AUSTRIA	515 733	86 244	52 126
BULGARIA	6 275	2 628	1 582	MALTA	266	149	92
ALBANIA	150	52	31	TURKEY	4 307	262	156
UKRAINE	4 691	1 680	1 005	LATVIA	1 350	59	34
BELARUS	1 678	728	436	LITHUANIA	862	91	55
MOLDOVA	199	56	34	POLAND	65 761	5 157	3 113
RUSSIA	16 402	8 741	5 294	CZECH REPUB	136 589	9 068	5 478
KAZAKHSTAN	152	90	52	SLOVAKIA	36 797	9 681	5 818
SLOVENIA	24 156	9 652	5 844	HUNGARY	10 068	1 742	1 050
CROATIA	19 437	5 277	3 177	ROMANIA	24 047	2 599	1 570
MACEDONIA	2 837	1 212	731	BULGARIA	1 445	206	124
MOROCCO	6 774	2 064	1 242	UKRAINE	38 814	4 087	2 464
ALGERIA	1 321	505	303	BELARUS	10 369	920	547
TUNISIA	3 242	1 080	648	RUSSIA	96 471	10 101	6 085
LIBYA	2 772	1 224	735	SLOVENIA	85 715	8 124	4 917
EGYPT	8 820	2 809	1 711	BOS HERZEGOV	29 382	2 104	1 286
SUDAN	632	157	97	NIGERIA	2 051	161	98
SENEGAL	117	80	38	ZIMBABWE	2 100	64	39
GUINEA	176	58	36	SOUTH AFRICA	13 151	7 827	4 751
GHANA	181	121	72	USA	659 046	640 749	387 753
NIGERIA	3 179	1 312	790	CANADA	62 526	26 589	16 126
CAMEROON	227	63	38	MEXICO	477	335	204
ZAIRE	149	76	44	GUATEMALA	2 545	102	63
ANGOLA	1 085	399	247	HONDURAS	27 112	3 338	2 024
ETHIOPIA	1 522	452	272	VENEZUELA	801	407	239
KENYA	3 775	1 027	625	BRAZIL	106 080	16 357	9 921
TANZANIA	156	83	48	URUGUAY	6	58	34
MAURITIUS	844	253	153	ARGENTINA	2 963	543	329
ZIMBABWE	1 121	408	247	CYPRUS	1 902	253	154
SOUTH AFRICA	29 766	13 198	7 960	ISRAEL	693	1 800	1 087
BOTSWANA	172	54	33	INDIA	19 177	2 342	1 418
USA	131 576	47 976	29 091	SRI LANKA	3 936	1 001	611
CANADA	7 766	3 257	1 963	THAILAND	147	65	40
MEXICO	5 465	3 215	1 940	INDONESIA	43 162	5 088	3 080
BERMUDA	167	97	58	MALAYSIA	191 231	24 633	14 827
GUATEMALA	228	87	50	SINGAPORE	3 815	691	417
COSTA RICA	1 319	395	230	PHILIPPINES	1 368	512	312
PANAMA	352	88	53	CHINA	364 960	37 803	22 832
CUBA	140	85	50	SOUTH KOREA	1 300	2 362	1 428
DOMINIC REP	370	50	30	JAPAN	66 706	154 212	93 261
ANTIGUA	202	94	56	TAIWAN	4 349	2 052	1 239
NETH ANTILL	1 285	621	374	HONG KONG	1 337	175	105
COLOMBIA	5 057	2 269	1 378	AUSTRALIA	108	1 453	883
VENEZUELA	2 844	1 467	885	EXPORTS	26 241 647	6 861 284	4 152 595
ECUADOR	721	342	203	FRANCE	4 491 719	721 459	436 947
PERU	1 191	684	412	BELGIUM LUX	2 739 468	453 557	274 929
BRAZIL	21 434	8 159	4 926	NETHERLANDS	3 294 401	454 587	275 344
CHILE	5 934	2 589	1 553	ITALY	2 007 614	649 621	393 630
BOLIVIA	228	104	63	UNITD KINGDOM	1 610 154	521 527	315 383
PARAGUAY	4 010	1 184	714	IRELAND	44 664	28 638	17 266
URUGUAY	6 240	2 015	1 216	DENMARK	771 306	105 769	64 065
ARGENTINA	14 450	5 827	3 512	GREECE	174 709	50 837	30 813
CYPRUS	1 039	433	259	PORTUGAL	135 897	61 814	37 417
LEBANON	3 392	1 231	736	SPAIN	748 057	251 891	152 485
SYRIA	6 962	2 297	1 395	EU	16 017 999	3 299 500	1 998 279
IRAN	16 320	5 650	3 419	CANARY IS	5 080	1 992	1 211
ISRAEL	17 239	8 241	4 991	ICELAND	20 039	3 734	2 260
JORDAN	3 077	829	496	NORWAY	207 305	55 744	33 658
SAUDI ARABIA	8 698	3 005	1 800	SWEDEN	516 169	163 800	99 330
KUWAIT	4 407	2 051	1 213	FINLAND	278 588	66 378	40 141
BAHRAIN	133	118	73	SWITZERLAND	2 691 400	345 996	209 376
ARAB EMIRAT	25 164	11 065	6 676	AUSTRIA	1 462 049	369 758	223 644
OMAN	147	85	40	MALTA	2 938	3 126	1 882
YEMEN	138	80	49	TURKEY	267 552	90 386	54 623
AFGHANISTAN	1 907	502	304	ESTONIA	1 881	466	278
PAKISTAN	30 742	7 966	4 823	LATVIA	1 934	714	437
INDIA	26 962	10 579	6 395	LITHUANIA	16 289	6 178	3 701
BANGLADESH	5 610	1 216	734	POLAND	491 761	103 871	62 792
SRI LANKA	2 048	341	201	CZECH REPUB	185 076	57 782	34 972
NEPAL	168	55	35	SLOVAKIA	65 209	16 955	10 260
MYANMAR	141	57	34	HUNGARY	125 881	42 964	25 970
THAILAND	29 216	10 111	6 101	ROMANIA	63 598	23 942	14 457
INDONESIA	27 693	11 538	7 009	BULGARIA	25 187	10 481	6 326
MALAYSIA	5 793	2 928	1 775	ALBANIA	1 424	1 564	946
SINGAPORE	80 411	23 128	13 927	UKRAINE	21 248	7 276	4 391
PHILIPPINES	5 524	2 048	1 234	BELARUS	51 022	9 315	5 613
MONGOLIA	400	92	54	MOLDOVA	113	62	37
CHINA	45 474	22 428	13 582	RUSSIA	169 937	59 525	35 940
SOUTH KOREA	105 150	34 921	21 108	AZERBAIJAN	1 877	702	434
JAPAN	81 578	32 154	19 410	KAZAKHSTAN	1 587	663	403
TAIWAN	69 922	28 291	17 102	UZBEKISTAN	2 194	1 037	622
HONG KONG	38 232	13 918	8 395	SLOVENIA	92 582	32 420	19 572
AUSTRALIA	22 238	8 983	5 454	CROATIA	35 515	23 070	13 978
NEW ZEALAND	5 784	2 050	1 235	BOS HERZEGOV	314	105	63
UNID COUNTR	2 794	1 164	710	SERB MONTNEG	681	404	253
598 MISC.CHEMICAL PROOTS.NES				MACEDONIA	8 656	4 661	2 821
IMPORTS	13 711 373	2 899 329	1 754 174	MOROCCO	26 684	9 103	5 517
FRANCE	2 546 585	292 212	176 718	ALGERIA	12 469	7 133	4 255
BELGIUM LUX	1 982 624	315 166	191 052	TUNISIA	31 192	8 375	5 068
NETHERLANDS	1 633 806	320 551	194 064	LIBYA	54 242	14 467	8 767
ITALY	600 657	167 774	101 341	EGYPT	56 004	23 212	14 019
UNITD KINGDOM	716 127	282 027	170 804	SUDAN	449	380	227
IRELAND	75 406	42 933	25 917	MALI	3 010	311	189
DENMARK	111 175	43 924	26 540	BURKINA FASO	210	123	75
GREECE	703 294	8 274	5 033	NIGER	1 437	726	437
PORTUGAL	99 594	12 987	7 868	SENEGAL	5 168	1 197	720
SPAIN	255 971	37 271	22 536	GUINEA	912	276	164
EU	8 725 239	1 523 119	921 873	CTE D IVOIRE	3 788	1 598	961
ICELAND	23 270	1 585	963	GHANA	3 376	1 878	1 143
NORWAY	375 482	19 403	11 803	TOGO	1 209	235	144
SWEDEN	282 803	81 396	49 200	NIGERIA	24 475	14 217	8 577
FINLAND	135 788	32 340	19 576	CAMEROON	1 013	400	244
				CENT AFR REP	258	51	32

6 IMPORTS AND EXPORTS (SPECIAL TRADE) BY GROUPS OF THE SITC-REV. III AND BY COUNTRIES OF PRODUCTION AND CONSUMPTION 1993

GROUP COUNTRY	DT = 100 KG	1 000 DM	1 000 \$	GROUP COUNTRY	DT = 100 KG	1 000 DM	1 000 \$
GABON	792	301	184	TURKEY	1 567	5 130	3 117
CONGO	503	248	151	POLAND	2 841	2 428	1 478
ZAIRE	1 643	554	332	CZECH REPUB	748	5 681	3 553
RWANDA	588	214	132	SLOVAKIA	105	320	196
BURUNDI	149	115	69	HUNGARY	1 841	4 946	3 036
ANGOLA	796	340	208	ROMANIA	35	291	170
ETHIOPIA	3 885	1 932	1 217	UKRAINE	14 456	23 561	14 392
SOMALIA	85	123	72	BELARUS	155	477	279
KENYA	9 110	2 461	1 495	RUSSIA	20 782	21 756	13 042
UGANDA	258	58	34	KAZAKHSTAN	214	63	38
TANZANIA	2 046	613	369	TURKMENISTAN	239	872	511
MOZAMBIQUE	327	458	277	SLOVENIA	1 961	344	207
MADAGASCAR	4 997	2 306	1 389	CROATIA	150	225	139
REUNION	1 576	467	285	MOROCCO	2 692	1 066	648
MAURITIUS	3 742	1 709	1 032	ALGERIA	2 151	517	307
ZAMBIA	3 127	1 153	682	LIBYA	1 623	2 784	1 658
ZIMBABWE	3 986	1 689	1 010	EGYPT	1 632	4 805	2 878
MALAWI	385	93	56	GHANA	1 828	3 157	1 865
SOUTH AFRICA	145 047	62 891	38 019	NIGERIA	20 927	14 244	8 674
NAMIBIA	150	167	102	SOUTH AFRICA	6	61	37
BOTSWANA	540	100	60	USA	565	2 016	1 185
USA	582 719	573 765	347 636	MEXICO	11 172	16 370	9 975
CANADA	68 444	50 698	30 677	TRINIDAD TOB	2 025	2 613	1 610
MEXICO	49 922	32 221	19 463	VENEZUELA	568	10 491	6 208
GUATEMALA	4 287	2 949	1 783	FRENCH GUIAN	2 752	1 670	1 015
HONDURAS	933	894	540	BRAZIL	9 557	149 552	91 115
EL SALVADOR	1 692	1 076	653	BOLIVIA	419	658	390
NICARAGUA	186	285	172	URUGUAY	1 000	1 758	1 025
COSTA RICA	5 637	2 843	1 729	ARGENTINA	17 697	28 091	16 987
PANAMA	827	939	561	SYRIA	2 334	1 180	688
CUBA	1 767	1 979	1 206	IRAQ	79	228	139
HAITI	139	88	52	IRAN	64 649	61 972	37 470
BAHAMAS	157	49	30	SAUDI ARABIA	1	54	32
DOMINIC REP	1 700	982	585	BAHRAIN	126	299	184
MARTINIQUE	102	92	56	ARAB EMIRAT	25 186	24 554	14 663
JAMAICA	564	294	176	PAKISTAN	13 038	13 586	8 004
BARBADOS	128	75	49	INDIA	8 637	10 022	6 098
TRINIDAD TOB	1 545	1 207	734	THAILAND	5 726	11 402	6 863
NETH ANTILL	210	143	89	INDONESIA	21 417	63 785	39 067
COLOMBIA	35 947	15 029	9 060	MALAYSIA	778	1 427	874
VENEZUELA	21 589	10 911	6 580	SINGAPORE	386	428	258
SURINAME	341	114	68	CHINA	54 257	48 897	29 518
ECUADOR	5 811	4 054	2 445	SOUTH KOREA	296	744	450
PERU	12 101	8 851	5 334	TAIWAN	4 022	20 757	12 621
BRAZIL	112 092	57 466	34 733	HONG KONG	199	241	143
CHILE	33 490	22 406	13 587				
BOLIVIA	1 877	1 072	647	611 LEATHER			
PARAGUAY	1 871	1 163	703				
URUGUAY	9 387	4 742	2 864	IMPORTS	432 704	1 131 367	684 792
ARGENTINA	48 467	22 506	13 607				
CYPRUS	6 592	3 038	1 827	FRANCE	16 233	36 316	21 992
LEBANON	9 447	4 254	2 570	BELGIUM LUX	4 081	9 685	5 855
SYRIA	26 218	7 986	4 830	NETHERLANDS	13 254	36 484	22 017
IRAQ	14	377	230	ITALY	112 927	506 166	306 377
IRAN	106 215	36 527	22 157	UNT D KINGDOM	3 809	20 747	12 536
ISRAEL	127 657	65 215	39 469	IRELAND	93	632	382
JORDAN	13 346	5 182	3 135	DENMARK	768	4 319	2 621
SAUDI ARABIA	104 918	42 130	25 419	GREECE	2 315	5 654	3 400
KUWAIT	23 031	9 263	5 624	PORTUGAL	2 773	11 064	6 728
BAHRAIN	19 127	4 962	3 017	SPAIN	4 905	20 674	12 502
QATAR	1 054	1 083	655	EU	161 158	651 741	394 410
ARAB EMIRAT	30 600	12 486	7 549	NORWAY	1 113	3 333	2 016
OMAN	5 576	2 742	1 653	SWEDEN	451	3 062	1 852
YEMEN	2 503	1 622	979	FINLAND	10 454	9 484	5 769
PAKISTAN	45 266	16 160	9 777	SWITZERLAND	4 765	14 345	8 682
INDIA	82 554	28 146	17 018	AUSTRIA	24 682	108 470	65 662
BANGLADESH	7 114	2 631	1 581	TURKEY	205	1 120	684
SRI LANKA	7 682	2 513	1 507	ESTONIA	2 486	575	349
NEPAL	490	199	119	LATVIA	438	92	56
MYANMAR	1 452	430	252	LITHUANIA	2 009	673	403
THAILAND	92 244	40 229	24 309	POLAND	44 379	45 941	27 835
VIETNAM	3 904	2 026	1 226	CZECH REPUB	13 409	7 004	4 249
INDONESIA	119 165	45 156	27 228	SLOVAKIA	10 224	4 710	2 842
MALAYSIA	63 175	27 770	16 738	HUNGARY	14 694	19 629	11 848
BRUNEI	364	139	82	ROMANIA	24	64	39
SINGAPORE	107 796	56 378	34 119	BULGARIA	4 479	1 234	747
PHILIPPINES	32 728	13 173	7 968	UKRAINE	1 161	371	223
MONGOLIA	214	49	31	BELARUS	29 398	9 683	5 872
CHINA	64 937	22 728	13 819	RUSSIA	22 454	9 104	5 506
NORTH KOREA	192	254	153	SLOVENIA	3 511	7 486	4 505
SOUTH KOREA	195 658	117 448	71 009	CROATIA	2 189	2 180	1 294
JAPAN	191 956	230 557	139 330	MACEDONIA	53	178	109
TAIWAN	184 935	114 694	69 247	MOROCCO	56	334	200
HONG KONG	161 072	87 979	53 161	ETHIOPIA	47	95	56
AUSTRALIA	95 022	51 190	30 922	SOUTH AFRICA	1 051	7 408	4 495
PAPUA NEW G	174	82	50	NAMIBIA	1	72	45
NEW ZEALAND	26 385	11 366	6 876	USA	18 972	27 964	16 976
NEW CALEDON	313	83	47	CANADA	2 827	4 672	2 837
UNID COUNTR	32 450	7 167	4 312	NICARAGUA	8	374	230
				COLOMBIA	279	1 356	821
				VENEZUELA	7	398	242
				PERU	141	932	567
				BRAZIL	8 069	14 448	8 767
				PARAGUAY	40	70	42
				URUGUAY	2 417	8 511	5 084
				ARGENTINA	10 976	23 983	14 519
				CYPRUS	68	280	171
				IRAN	65	133	80
				SAUDI ARABIA	100	54	33
				PAKISTAN	6 141	37 034	22 449
				INDIA	13 397	48 942	29 687
				BANGLADESH	1 030	3 457	2 086
				THAILAND	2 904	9 485	5 731
				INDONESIA	4 129	21 585	13 062
				MALAYSIA	8	144	86
				SINGAPORE	2	254	152
600 CPL IND PLANT CHAP 69-76							
EXPORTS	357 340	616 832	373 778				
FRANCE	1 017	2 115	1 313				
BELGIUM LUX	10 213	13 631	8 370				
NETHERLANDS	9 146	21 972	13 074				
ITALY	127	573	344				
UNT D KINGDOM	3 982	3 214	1 979				
GREECE	16	61	38				
PORTUGAL	4 075	1 854	1 133				
SPAIN	4 223	3 917	2 339				
EU	32 815	47 350	28 598				
SWEDEN	19	52	31				
SWITZERLAND	456	991	601				
AUSTRIA	1 174	2 863	1 712				

6 IMPORTS AND EXPORTS (SPECIAL TRADE) BY GROUPS OF THE SITC-REV. III AND BY COUNTRIES OF PRODUCTION AND CONSUMPTION 1993

GROUP COUNTRY	DT = 100 KG	1 000 DM	1 000 \$	GROUP COUNTRY	DT = 100 KG	1 000 DM	1 000 \$
PHILIPPINES	785	3 259	1 982	SOUTH AFRICA	33	90	53
CHINA	259	297	179	USA	2 935	10 951	6 596
SOUTH KOREA	229	1 250	752	CANADA	42	160	97
JAPAN	1 528	7 044	4 249	MEXICO	851	1 341	808
TAIWAN	2 231	5 793	3 499	COSTA RICA	93	50	31
HONG KONG	31	164	96	PERU	13	67	41
AUSTRALIA	634	706	427	BRAZIL	17	81	48
NEW ZEALAND	50	130	82	URUGUAY	22	92	57
EXPORTS	715 359	1 020 059	617 382	ARGENTINA	247	1 257	764
FRANCE	32 322	54 047	32 796	PAKISTAN	182	382	230
BELGIUM LUX	20 547	11 176	6 811	INDIA	5 653	13 195	7 959
NETHERLANDS	71 991	60 577	36 721	THAILAND	16 509	9 161	5 544
ITALY	148 000	80 948	49 119	MALAYSIA	34	50	30
UNITED KINGDOM	10 322	14 329	8 664	PHILIPPINES	132	178	107
IRELAND	127	336	205	CHINA	1 279	1 994	1 195
DENMARK	2 143	5 656	3 430	SOUTH KOREA	132	390	233
GREECE	11 594	4 704	2 828	JAPAN	108	534	321
PORTUGAL	62 533	121 963	73 957	TAIWAN	2 530	4 055	2 449
SPAIN	55 714	28 956	17 562	HONG KONG	126	434	263
EU	415 293	382 632	232 093	MACAO	118	250	150
ICELAND	87	126	78	AUSTRALIA	125	748	452
NORWAY	954	5 391	3 260	EXPORTS	19 866	98 156	59 298
SWEDEN	878	1 571	943	FRANCE	2 088	9 306	5 626
FINLAND	1 378	1 215	731	BELGIUM LUX	943	6 160	3 721
SWITZERLAND	13 163	28 246	17 114	NETHERLANDS	1 751	8 504	5 146
AUSTRIA	21 188	48 498	29 416	ITALY	993	4 838	2 928
MALTA	2 547	19 594	11 859	UNITED KINGDOM	1 187	3 850	2 328
TURKEY	4 277	9 816	5 930	IRELAND	97	269	163
LITHUANIA	55	84	51	DENMARK	434	2 420	1 462
POLAND	39 983	62 337	37 702	GREECE	86	439	262
CZECH REPUBL	10 894	42 032	25 393	PORTUGAL	314	786	475
SLOVAKIA	2 642	5 727	3 448	SPAIN	469	1 744	1 052
HUNGARY	26 948	127 540	77 066	EU	8 362	38 316	23 163
ROMANIA	4 240	11 828	7 151	CANARY IS	5	46	30
BULGARIA	1 066	498	306	ICELAND	25	144	84
UKRAINE	239	1 043	626	NORWAY	256	1 564	948
BELARUS	77	124	73	SWEDEN	659	3 303	1 987
MOLDOVA	674	1 777	1 057	FINLAND	385	1 654	997
RUSSIA	2 411	7 524	4 556	SWITZERLAND	2 089	12 598	7 628
TURKMENISTAN	6	99	58	AUSTRIA	1 969	10 825	6 545
SLOVENIA	4 730	22 496	13 621	TURKEY	156	1 433	860
CROATIA	8 262	41 760	25 220	POLAND	672	1 599	963
MACEDONIA	170	949	569	CZECH REPUBL	299	1 657	1 006
MOROCCO	386	797	487	SLOVAKIA	18	94	54
TUNISIA	6 547	22 758	13 788	HUNGARY	219	1 070	641
ETHIOPIA	135	49	31	UKRAINE	7	69	41
SOUTH AFRICA	5 163	13 151	7 954	RUSSIA	39	271	165
USA	25 936	48 231	29 190	SLOVENIA	58	279	168
CANADA	1 468	1 755	1 063	CROATIA	70	262	153
MEXICO	40	249	148	MACEDONIA	6	102	61
COLOMBIA	26	56	33	MOROCCO	4	67	42
BRAZIL	2 103	2 335	1 397	TUNISIA	16	146	88
CHILE	95	63	38	EGYPT	33	312	190
ARGENTINA	572	200	121	MADAGASCAR	6	67	40
LEBANON	157	439	260	SOUTH AFRICA	33	518	315
IRAN	194	367	223	USA	3 167	11 592	7 015
ISRAEL	1 864	3 554	2 147	CANADA	336	1 436	870
SAUDI ARABIA	105	280	173	MEXICO	25	237	143
PAKISTAN	343	664	403	VENEZUELA	6	132	80
INDIA	6 788	8 112	4 898	CHILE	22	457	281
SRI LANKA	66	731	444	ARGENTINA	16	106	65
THAILAND	9 803	12 190	7 377	ISRAEL	65	337	206
VIETNAM	22	311	190	SAUDI ARABIA	14	206	123
INDONESIA	953	2 395	1 439	KUWAIT	6	93	52
MALAYSIA	306	1 084	651	ARAB EMIRAT	8	114	71
BRUNEI	7	55	34	OMAN	9	55	34
SINGAPORE	2 908	12 723	7 681	THAILAND	117	166	100
PHILIPPINES	2 687	3 152	1 884	INDONESIA	6	101	59
CHINA	1 335	1 897	1 149	MALAYSIA	5	64	37
SOUTH KOREA	21 143	10 702	6 467	SINGAPORE	93	866	520
JAPAN	26 957	15 968	9 537	SOUTH KOREA	9	112	66
TAIWAN	15 534	11 458	6 904	JAPAN	194	1 665	1 009
HONG KONG	16 467	18 444	11 162	TAIWAN	13	206	124
AUSTRALIA	1 635	1 271	761	HONG KONG	88	1 341	807
NEW ZEALAND	80	60	34	AUSTRALIA	33	321	194
UNIT COUNTRY	528	1 248	747	NEW ZEALAND	4	98	58
				UNIT COUNTRY	131	1 036	628
612 MANUFACT. LEATHER ETC. NES				613 FURSKINS, TANNED, DRESSED			
IMPORTS	43 187	89 643	54 167	IMPORTS	16 895	118 279	71 481
FRANCE	308	3 930	2 404	FRANCE	495	3 032	1 824
BELGIUM LUX	979	3 201	1 942	BELGIUM LUX	1 770	9 780	5 913
NETHERLANDS	1 509	4 749	2 875	NETHERLANDS	252	1 508	924
ITALY	3 190	9 180	5 544	ITALY	1 264	7 606	4 621
UNITED KINGDOM	1 022	3 297	2 000	UNITED KINGDOM	709	8 097	4 894
IRELAND	258	1 557	939	DENMARK	141	3 144	1 886
DENMARK	246	948	573	GREECE	652	14 250	8 619
PORTUGAL	92	172	106	PORTUGAL	63	808	482
SPAIN	297	2 223	1 339	SPAIN	671	8 688	5 255
EU	7 910	29 278	17 734	EU	6 019	56 950	34 440
NORWAY	23	60	35	ICELAND	18	85	51
SWEDEN	389	1 641	986	NORWAY	17	128	77
SWITZERLAND	431	2 452	1 487	FINLAND	208	4 726	2 857
AUSTRIA	399	3 367	2 042	SWITZERLAND	158	473	287
MALTA	140	832	503	AUSTRIA	293	886	541
TURKEY	137	343	206	MALTA	3	75	45
LATVIA	60	254	155	TURKEY	50	318	194
POLAND	1 005	1 518	920	ESTONIA	4	99	58
CZECH REPUBL	580	1 247	753	POLAND	2 798	3 539	2 135
HUNGARY	359	1 103	668	CZECH REPUBL	328	1 809	1 097
ROMANIA	465	1 215	735	HUNGARY	102	3 644	2 197
MOROCCO	48	138	83	UKRAINE	80	2 408	1 454
TUNISIA	116	350	208				

6 IMPORTS AND EXPORTS (SPECIAL TRADE) BY GROUPS OF THE SITC-REV. III AND BY COUNTRIES OF PRODUCTION AND CONSUMPTION 1993

GROUP COUNTRY	DT = 100 KG	1 000 DM	1 000 \$	GROUP COUNTRY	DT = 100 KG	1 000 DM	1 000 \$
BELARUS		73	45	IRAN	28	56	35
RUSSIA	43	1 381	822	ISRAEL	6 424	4 944	2 997
SLOVENIA	158	436	264	INDIA	353	150	92
MACEDONIA	608	1 325	798	SRI LANKA	6 315	1 104	665
TUNISIA	3	67	40	THAILAND	2 612	883	535
SOUTH AFRICA	94	235	139	INDONESIA	6 316	1 497	900
USA	166	3 006	1 819	MALAYSIA	21 973	9 005	5 462
CANADA	43	745	454	CHINA	12 227	1 985	1 197
BRAZIL	1 634	4 155	2 500	SOUTH KOREA	1 134	907	550
URUGUAY	665	1 687	1 019	JAPAN	11 883	38 944	23 550
ARGENTINA	813	4 688	2 843	TAIWAN	1 888	2 346	1 428
ISRAEL	11	207	125	HONG KONG	73	130	83
THAILAND	77	85	53				
CHINA	814	13 085	7 924	EXPORTS	1 605 419	1 209 933	731 313
SOUTH KOREA	13	83	47				
HONG KONG	222	7 048	4 234	FRANCE	257 199	170 086	102 992
AUSTRALIA	498	1 076	650	BELGIUM LUX	130 356	103 228	62 446
NEW ZEALAND	918	3 519	2 127	NETHERLANDS	224 577	122 380	73 853
				ITALY	81 744	69 958	42 162
EXPORTS	12 300	174 240	105 032	UNTD KINGDOM	97 761	93 169	56 338
FRANCE	176	1 940	1 181	IRELAND	55 146	25 278	15 283
BELGIUM LUX	222	1 049	634	DENMARK	25 639	22 682	13 722
NETHERLANDS	511	7 481	4 549	GREECE	7 584	7 391	4 470
ITALY	168	3 625	2 196	PORTUGAL	7 276	6 664	4 044
UNTD KINGDOM	351	4 013	2 433	SPAIN	61 078	65 403	39 589
DENMARK	89	1 171	700	EU	948 360	686 239	414 899
GREECE	3 741	90 445	54 321	CANARY IS	287	351	214
PORTUGAL	589	3 044	1 845	CEUTA MEL	63	102	60
SPAIN	75	2 268	1 365	ICELAND	2 522	1 832	1 112
EU	5 922	115 065	69 242	NORWAY	14 937	10 782	6 523
CANARY IS	2	59	35	SWEDEN	31 434	35 712	21 624
NORWAY	3	50	31	FINLAND	27 747	13 567	8 236
SWEDEN	26	174	104	SWITZERLAND	93 012	58 279	35 231
FINLAND	10	257	158	AUSTRIA	186 779	116 781	70 631
SWITZERLAND	253	4 344	2 645	GIBRALTAR	200	62	37
AUSTRIA	422	7 140	4 330	MALTA	52	105	63
MALTA	83	2 449	1 467	TURKEY	5 301	7 040	4 252
TURKEY	284	9 152	5 515	ESTONIA	148	128	74
LATVIA	177	533	318	LATVIA	89	114	69
LITHUANIA	9	86	52	LITHUANIA	88	195	119
POLAND	594	3 861	2 332	POLAND	23 859	15 661	9 461
CZECH REPUB	969	6 312	3 846	CZECH REPUB	28 833	32 019	19 371
SLOVAKIA	125	335	197	SLOVAKIA	1 074	1 580	952
HUNGARY	509	3 727	2 251	HUNGARY	6 359	6 163	3 710
ROMANIA	127	886	540	ROMANIA	1 592	1 025	608
BULGARIA	14	85	51	BULGARIA	643	1 046	628
ALBANIA	2	50	31	UKRAINE	97	259	156
UKRAINE	10	81	49	BELARUS	693	502	304
BELARUS	42	138	82	RUSSIA	5 484	4 236	2 560
RUSSIA	181	444	263	KAZAKHSTAN	29	80	49
SLOVENIA	234	2 712	1 653	UZBEKISTAN	40	106	62
CROATIA	410	4 352	2 617	SLOVENIA	1 646	2 235	1 341
MACEDONIA	50	87	54	CROATIA	9 226	3 932	2 382
TUNISIA	40	429	258	SERB MONTNEG	42	65	39
NAMIBIA	2	87	53	MACEDONIA	3 210	951	579
USA	79	1 350	813	MOROCCO	1 592	1 315	801
CANADA	3	63	38	ALGERIA	1 484	2 965	1 822
BRAZIL	53	314	190	TUNISIA	1 152	896	544
URUGUAY	6	261	158	LIBYA	477	1 763	1 052
ARGENTINA	4	95	58	EGYPT	2 444	3 869	2 343
ISRAEL	14	408	245	MAURITANIA	114	146	88
INDIA	116	736	445	CAPE VERDE	88	50	30
SRI LANKA	3	60	36	SENEGAL	41	68	40
THAILAND	1	59	34	CTE D IVOIRE	67	68	38
MALAYSIA	129	3 563	2 165	GHANA	607	264	160
CHINA	660	555	337	NIGERIA	1 338	1 008	609
SOUTH KOREA	583	302	180	GABON	39	58	35
JAPAN	12	770	473	ZAIRE	18	63	36
HONG KONG	113	2 442	1 462	ETHIOPIA	138	123	70
UNTD COUNTR	10	200	123	KENYA	130	180	109
				TANZANIA	40	88	53
				MADAGASCAR	15	102	61
				MAURITIUS	62	78	47
621 MATERIALS OF RUBBER				SOUTH AFRICA	16 274	10 520	6 370
IMPORTS	1 514 226	915 524	553 756	NAMIBIA	153	189	115
FRANCE	240 811	137 015	82 922	USA	71 469	49 865	30 150
BELGIUM LUX	285 749	149 614	90 443	CANADA	4 319	3 887	2 352
NETHERLANDS	67 419	38 510	23 321	MEXICO	8 051	41 384	24 940
ITALY	218 768	171 969	104 067	EL SALVADOR	114	90	49
UNTD KINGDOM	92 710	63 890	38 626	COSTA RICA	95	79	46
IRELAND	19 591	17 248	10 344	CUBA	59	72	43
DENMARK	5 832	5 962	3 605	COLOMBIA	226	430	258
PORTUGAL	205	118	72	VENEZUELA	361	568	338
SPAIN	41 279	32 325	19 923	ECUADOR	106	231	139
EU	972 380	617 291	373 347	PERU	262	328	192
CEUTA MEL	14	134	81	BRAZIL	3 235	8 015	4 823
NORWAY	406	529	320	CHILE	1 249	1 311	797
SWEDEN	50 774	25 052	15 170	BOLIVIA	154	181	112
FINLAND	318	430	256	URUGUAY	32	88	52
SWITZERLAND	36 392	23 229	14 047	ARGENTINA	1 018	1 151	686
AUSTRIA	182 491	84 349	51 051	CYPRUS	189	282	167
TURKEY	10 939	6 199	3 749	LEBANON	482	332	196
POLAND	40 203	10 108	6 115	SYRIA	2 915	1 457	894
CZECH REPUB	26 001	7 740	4 685	IRAN	1 232	2 035	1 226
SLOVAKIA	14 866	3 698	2 243	ISRAEL	15 915	6 563	3 965
HUNGARY	13 638	3 279	1 976	JORDAN	1 672	1 932	1 158
ROMANIA	2 521	439	264	SAUDI ARABIA	8 311	4 459	2 681
BELARUS	1 618	205	123	KUWAIT	535	753	451
RUSSIA	15 419	1 770	1 071	BAHRAIN	345	414	250
SLOVENIA	11 468	4 888	2 950	QATAR	181	177	102
CROATIA	813	352	215	ARAB EMIRAT	4 654	3 362	2 019
USA	57 394	59 953	36 229	OMAN	552	401	243
CANADA	2 338	2 234	1 347	YEMEN	16	61	37
MEXICO	13	53	31	PAKISTAN	1 622	1 055	630
BRAZIL	2 092	1 294	781	INDIA	1 093	1 577	949
				SRI LANKA	51	143	82

6 IMPORTS AND EXPORTS (SPECIAL TRADE) BY GROUPS OF THE SITC-REV. III AND BY COUNTRIES OF PRODUCTION AND CONSUMPTION 1993

GROUP COUNTRY	DT = 100 KG	1 000 DM	1 000 \$	GROUP COUNTRY	DT = 100 KG	1 000 DM	1 000 \$
MYANMAR	15	101	58	NORWAY	30 478	20 443	12 387
THAILAND	2 839	3 207	1 938	SWEDEN	130 981	95 359	57 813
VIETNAM	32	155	93	FINLAND	29 928	18 990	11 562
INDONESIA	931	2 659	1 602	SWITZERLAND	164 086	140 465	85 040
MALAYSIA	1 620	1 665	988	AUSTRIA	292 578	227 251	137 533
SINGAPORE	8 342	7 881	4 780	MALTA	1 186	568	342
PHILIPPINES	198	644	384	TURKEY	23 952	15 735	9 551
CHINA	2 069	3 292	1 984	ESTONIA	336	154	91
SOUTH KOREA	2 575	3 890	2 344	LATVIA	404	264	160
JAPAN	11 336	9 918	5 978	LITHUANIA	3 285	1 229	742
TAIWAN	4 562	4 343	2 621	POLAND	39 666	22 299	13 420
HONG KONG	6 031	4 230	2 569	CZECH REPUBL	20 527	8 706	5 230
AUSTRALIA	10 471	6 877	4 141	SLOVAKIA	1 656	1 166	702
NEW ZEALAND	1 255	693	417	HUNGARY	34 359	16 054	9 693
NEW CALEDON	367	267	163	ROMANIA	8 859	1 856	1 128
FIJI	39	91	56	BULGARIA	4 006	1 501	901
UNID COUNTR	1 603	1 490	896	ALBANIA	199	63	35
625 RUBBER TYRES, TUBES, ETC.				UKRAINE	3 024	923	553
IMPORTS	4 940 610	3 246 270	1 966 983	BELARUS	1 668	543	323
FRANCE	1 261 941	913 733	554 255	MOLODOVA	199	53	31
BELGIUM LUX	293 730	184 270	111 714	RUSSIA	15 192	7 292	4 386
NETHERLANDS	327 864	221 913	134 842	KAZAKHSTAN	927	376	224
ITALY	410 263	282 867	171 585	SLOVENIA	2 820	1 454	883
UNTD KINGDOM	479 704	308 307	186 659	CROATIA	6 472	3 730	2 244
IRELAND	56 112	45 872	27 668	MACEDONIA	1 666	615	372
DENMARK	29 705	7 625	4 607	MOROCCO	1 250	949	569
GREECE	4 432	2 563	1 538	ALGERIA	3 420	1 295	782
PORTUGAL	4 750	3 558	2 160	TUNISIA	1 536	866	521
SPAIN	297 639	228 325	138 221	LIBYA	13 644	12 516	7 505
EU	3 166 140	2 199 033	1 333 249	EGYPT	3 054	2 085	1 273
ICELAND	67	79	48	SUDAN	1 038	651	391
NORWAY	854	112	68	MAURITANIA	95	66	38
SWEDEN	32 936	25 267	15 275	MALI	717	268	165
FINLAND	19 280	12 474	7 555	NIGER	618	127	75
SWITZERLAND	65 073	17 155	10 393	SENEGAL	2 209	563	335
AUSTRIA	236 394	151 549	91 587	GAMBIA	467	148	89
MALTA	100	83	49	GUINEA	1 015	316	192
TURKEY	22 912	11 671	7 052	SIERRA LEONE	493	113	68
ESTONIA	210	66	41	LIBERIA	680	74	43
LATVIA	356	51	31	CTE D OIVOIRE	918	572	339
POLAND	84 756	21 285	12 878	GHANA	7 015	2 215	1 332
CZECH REPUBL	74 321	27 841	16 840	BENIN	7 916	873	530
SLOVAKIA	17 575	3 856	2 330	NIGERIA	11 296	4 396	2 646
HUNGARY	47 391	17 478	10 530	CAMEROON	8 991	1 710	1 032
ROMANIA	9 737	2 835	1 713	EQUAT GUINEA	98	51	30
BULGARIA	8 229	1 150	694	GABON	1 390	340	207
UKRAINE	21 310	2 397	1 452	CONGO	922	518	311
BELARUS	13 854	1 514	908	ZAIRE	501	223	135
RUSSIA	6 933	1 452	881	RWANDA	274	277	164
UZBEKISTAN	370	265	155	BURUNDI	135	148	91
SLOVENIA	63 696	44 964	27 285	ANGOLA	375	467	283
CROATIA	292	141	87	ETHIOPIA	2 041	1 258	766
SERB MONTNEG	393	153	92	KENYA	1 048	466	280
MACEDONIA	390	178	106	UGANDA	518	442	269
MOROCCO	583	385	230	TANZANIA	975	558	336
TUNISIA	63	62	38	MADAGASCAR	728	235	141
KENYA	76	86	52	REUNION	239	186	114
SOUTH AFRICA	742	703	418	MAURITIUS	177	146	87
USA	133 730	91 941	55 759	ZAMBIA	461	68	40
CANADA	1 997	1 478	911	ZIMBABWE	204	149	89
PANAMA	2 913	2 850	1 740	SOUTH AFRICA	9 158	7 244	4 362
BRAZIL	9 747	6 705	3 994	USA	202 272	134 001	81 063
URUGUAY	930	457	279	CANADA	18 673	13 103	7 924
ARGENTINA	127	99	59	MEXICO	1 328	1 372	835
SYRIA	104	63	38	GUATEMALA	544	86	40
ISRAEL	29 846	16 453	9 978	EL SALVADOR	2 280	287	172
JORDAN	85	54	32	PANAMA	770	181	108
KUWAIT	177	144	88	DOMINIC REP	554	353	216
ARAB EMIRAT	3 910	2 570	1 563	GUADELOUPE	2 530	1 330	800
INDIA	3 201	1 130	680	MARTINIQUE	2 897	1 856	1 122
SRI LANKA	20 886	7 503	4 523	BARBADOS	298	107	65
THAILAND	55 158	27 059	16 366	COLOMBIA	475	319	195
VIETNAM	5 364	943	571	GUYANA	116	267	157
INDONESIA	4 467	2 249	1 345	ECUADOR	805	406	243
MALAYSIA	4 671	2 438	1 473	PERU	1 620	710	427
SINGAPORE	16 045	11 949	7 231	BRAZIL	17 265	2 848	1 701
PHILIPPINES	171	131	81	CHILE	1 427	671	405
CHINA	15 099	7 054	4 258	PARAGUAY	842	115	68
NORTH KOREA	181	103	65	URUGUAY	224	186	110
SOUTH KOREA	183 533	109 351	66 177	ARGENTINA	1 250	877	525
JAPAN	496 481	376 042	227 593	CYPRUS	1 673	1 370	830
TAIWAN	52 004	31 060	18 839	LEBANON	8 910	1 622	986
HONG KONG	1 002	551	331	SYRIA	199	197	118
AUSTRALIA	2 532	1 031	620	IRAN	1 741	1 247	753
MARSHALL ISL	742	360	219	ISRAEL	10 545	7 617	4 600
UNID COUNTR	116	59	39	JORDAN	9 192	1 698	1 031
EXPORTS	3 866 449	2 663 427	1 610 579	SAUDI ARABIA	33 892	19 332	11 692
FRANCE	631 673	425 091	256 796	KUWAIT	2 864	2 066	1 317
BELGIUM LUX	444 707	287 682	174 457	BAHRAIN	5 750	4 961	2 998
NETHERLANDS	341 422	238 581	143 803	QATAR	968	725	437
ITALY	360 424	279 331	169 088	ARAB EMIRAT	8 229	5 915	3 572
UNTD KINGDOM	377 120	255 092	154 276	OMAN	1 208	825	502
IRELAND	2 809	1 252	757	YEMEN	196	182	113
DENMARK	64 272	47 542	28 663	PAKISTAN	295	257	152
GREECE	53 329	37 287	22 578	INDIA	238	236	141
PORTUGAL	32 866	23 128	14 061	SRI LANKA	286	194	114
SPAIN	169 504	129 434	78 202	THAILAND	1 359	1 435	869
EU	2 478 126	1 724 420	1 042 681	VIETNAM	151	135	79
CANARY IS	2 929	1 514	906	INDONESIA	163	185	112
CEUTA MEL	9 720	808	487	MALAYSIA	1 912	1 987	1 199
ICELAND	391	281	166	SINGAPORE	9 509	8 682	5 247
				PHILIPPINES	189	158	96
				CHINA	4 477	2 363	1 441
				NORTH KOREA	64	113	68
				SOUTH KOREA	3 850	3 059	1 848
				JAPAN	49 781	43 883	26 466

6 IMPORTS AND EXPORTS (SPECIAL TRADE) BY GROUPS OF THE SITC-REV. III AND BY COUNTRIES OF PRODUCTION AND CONSUMPTION 1993

GROUP COUNTRY	DT = 100 KG	1 000 DM	1 000 \$	GROUP COUNTRY	DT = 100 KG	1 000 DM	1 000 \$
TAIWAN	23 949	18 120	10 968	SLOVENIA	2 687	4 643	2 802
HONG KONG	4 710	3 685	2 211	CROATIA	1 752	2 788	1 685
AUSTRALIA	14 659	11 325	6 852	SERB MONTNEG	5	80	48
NEW ZEALAND	1 118	980	587	MACEDONIA	79	381	226
NEW CALEDON	712	514	315	MOROCCO	891	1 650	998
FR POLYNESIA	74	62	35	ALGERIA	2 062	4 580	2 789
UNID COUNTR	10 211	1 826	1 094	TUNISIA	819	1 903	1 149
629 ARTICLES OF RUBBER, NES				LIBYA	369	1 296	775
IMPORTS	799 206	1 148 843	695 164	EGYPT	4 476	7 497	4 548
FRANCE	66 169	147 850	89 595	SUDAN	137	610	360
BELGIUM LUX	31 897	46 517	28 132	MAURITANIA	150	381	231
NETHERLANDS	28 972	42 125	25 430	MALI	13	120	75
ITALY	106 873	213 799	129 298	CAPE VERDE	22	66	40
UNTD KINGDOM	43 105	78 803	47 662	SENEGAL	52	196	116
IRELAND	37 390	56 613	34 422	CTE D IVOIRE	111	392	235
DENMARK	4 059	9 085	5 478	GHANA	106	332	195
GREECE	8 755	3 399	2 055	TOGO	16	54	31
PORTUGAL	5 782	7 462	4 530	NIGERIA	1 164	1 387	837
SPAIN	18 904	26 423	16 001	CAMEROON	55	172	100
EU	351 906	632 076	382 603	GABON	74	206	124
NORWAY	13 250	11 050	6 705	CONGO	37	97	60
SWEDEN	26 080	33 751	20 448	ZAIRE	32	94	57
FINLAND	4 845	4 353	2 645	RWANDA	50	254	153
SWITZERLAND	13 168	53 526	32 401	BURUNDI	58	213	122
AUSTRIA	64 944	84 344	51 006	ANGOLA	28	80	47
MALTA	575	6 001	3 645	ETHIOPIA	132	478	285
TURKEY	13 340	10 314	6 229	KENYA	418	1 291	781
POLAND	41 749	15 954	9 625	UGANDA	48	88	54
CZECH REPUBL	41 483	27 465	16 625	TANZANIA	115	399	237
SLOVAKIA	9 658	3 210	1 939	SEYCHELLES	333	73	44
HUNGARY	14 615	11 316	6 848	MOZAMBIQUE	15	86	51
ROMANIA	2 405	1 406	846	MADAGASCAR	235	404	245
BULGARIA	7 686	2 329	1 427	REUNION	36	149	83
BELARUS	547	58	35	MAURITIUS	96	134	78
RUSSIA	1 371	340	203	ZAMBIA	357	815	492
KAZAKHSTAN	7 744	1 985	1 189	ZIMBABWE	66	217	127
SLOVENIA	17 548	8 794	5 319	MALAWI	66	296	175
CROATIA	17 285	9 047	5 492	SOUTH AFRICA	13 466	27 541	16 640
MACEDONIA	1 376	644	390	NAMIBIA	137	437	253
SOUTH AFRICA	170	225	137	USA	64 021	125 356	75 664
USA	19 313	67 333	40 676	CANADA	5 009	8 714	5 253
CANADA	4 626	7 576	4 592	MEXICO	27 882	46 066	27 848
MEXICO	34	371	216	GUATEMALA	219	631	374
COSTA RICA	1 148	636	389	EL SALVADOR	239	441	269
VENEZUELA	20	94	58	NICARAGUA	22	61	37
BRAZIL	6 441	10 403	6 297	COSTA RICA	201	738	445
ARGENTINA	27	87	52	PANAMA	405	370	221
ISRAEL	1 225	1 502	910	CUBA	50	146	88
INDIA	3 996	2 256	1 362	DOMINIC REP	77	194	114
SRI LANKA	20 403	8 759	5 297	GUADELOUPE	91	162	98
THAILAND	21 800	8 037	4 890	MARTINIQUE	88	258	156
INDONESIA	1 765	1 041	621	JAMAICA	30	166	101
MALAYSIA	7 318	2 971	1 795	BARBADOS	22	65	37
SINGAPORE	4 205	3 635	2 202	TRINIDAD TOB	67	265	158
PHILIPPINES	4	72	44	NETH ANTILL	20	100	61
CHINA	11 442	5 854	3 541	COLOMBIA	260	1 018	608
SOUTH KOREA	12 024	5 671	3 427	VENEZUELA	1 684	4 003	2 425
JAPAN	15 105	81 318	49 150	SURINAME	48	115	70
TAIWAN	14 762	20 736	12 535	FRENCH GUIAN	14	100	60
HONG KONG	680	815	492	ECUADOR	332	862	518
AUSTRALIA	490	616	372	PERU	721	1 639	989
NEW ZEALAND	73	350	211	BRAZIL	4 122	15 010	9 054
UNID COUNTR	173	232	137	CHILE	6 634	7 834	4 769
EXPORTS	829 185	1 708 652	1 033 668	BOLIVIA	236	261	155
FRANCE	89 798	208 565	126 389	PARAGUAY	291	531	318
BELGIUM LUX	61 365	122 614	74 285	URUGUAY	424	1 134	687
NETHERLANDS	55 370	106 874	64 761	ARGENTINA	2 161	4 473	2 684
ITALY	41 193	90 400	54 793	CYPRUS	792	1 278	773
UNTD KINGDOM	65 303	154 941	93 759	LEBANON	719	1 638	991
IRELAND	1 931	5 545	3 360	SYRIA	3 346	4 575	2 756
DENMARK	15 488	38 507	23 322	IRAQ	28	101	62
GREECE	6 773	12 463	7 536	IRAN	3 243	6 704	4 073
PORTUGAL	6 354	17 406	10 561	ISRAEL	5 683	10 912	6 597
SPAIN	50 298	96 745	58 686	JORDAN	882	1 868	1 123
EU	393 873	854 060	517 452	SAUDI ARABIA	4 788	9 854	5 933
CANARY IS	638	1 586	956	KUWAIT	1 104	2 072	1 248
CEUTA MEL	62	95	55	BAHRAIN	143	616	365
ICELAND	375	755	453	QATAR	143	436	255
NORWAY	7 042	17 312	10 468	ARAB EMIRAT	3 110	4 784	2 873
SWEDEN	24 809	57 863	34 993	OMAN	216	582	347
FINLAND	7 012	15 093	9 133	YEMEN	189	429	257
SWITZERLAND	36 856	68 658	41 514	PAKISTAN	631	1 503	910
AUSTRIA	58 555	110 977	67 140	INDIA	439	2 404	1 447
GIBRALTAR	8	56	33	MALDIVES	66	66	41
MALTA	240	1 085	652	SRI LANKA	70	151	92
TURKEY	8 841	21 166	12 780	MYANMAR	15	188	112
ESTONIA	37	98	58	THAILAND	4 708	9 024	5 417
LATVIA	311	347	200	INDONESIA	1 326	3 250	1 972
LITHUANIA	162	264	154	MALAYSIA	2 151	5 247	3 162
POLAND	41 179	33 836	20 437	BRUNEI	116	186	106
CZECH REPUBL	15 465	36 367	22 020	SINGAPORE	5 089	17 783	10 724
SLOVAKIA	647	2 460	1 489	PHILIPPINES	2 420	2 141	1 296
HUNGARY	7 961	15 032	9 065	CHINA	1 420	7 941	4 786
ROMANIA	1 019	2 743	1 659	SOUTH KOREA	2 253	10 108	6 102
BULGARIA	488	1 445	860	JAPAN	3 562	18 418	11 115
UKRAINE	3 544	4 894	2 940	TAIWAN	3 824	6 538	3 940
BELARUS	408	1 412	866	HONG KONG	2 138	8 328	5 005
RUSSIA	5 821	13 180	8 048	AUSTRALIA	8 960	15 841	9 560
AZERBAIJAN	23	112	68	PAPUA NEW G	48	223	134
KAZAKHSTAN	330	1 060	635	NEW ZEALAND	709	2 701	1 631
UZBEKISTAN	1 018	750	447	NEW CALEDON	56	131	78
				FR POLYNESIA	47	82	49
				SHIPS SUPPL	11	897	537
				UNID COUNTR	1 654	3 673	2 218

6 IMPORTS AND EXPORTS (SPECIAL TRADE) BY GROUPS OF THE SITC-REV. III AND BY COUNTRIES OF PRODUCTION AND CONSUMPTION 1993

GROUP COUNTRY	DT = 100 KG	1 000 DM	1 000 \$	GROUP COUNTRY	DT = 100 KG	1 000 DM	1 000 \$
633 CORK MANUFACTURES				BOS HERZEGOV			
IMPORTS	228 214	214 960	130 533	MACEDONIA	4 407	136	80
FRANCE	1 657	1 402	845	MOROCCO	1 827	834	504
BELGIUM LUX	397	348	210	CTE D IVOIRE	181 350	25 798	15 629
NETHERLANDS	12 171	10 674	6 451	GHANA	54 269	10 129	6 157
ITALY	4 786	5 023	3 049	CAMEROON	3 573	637	423
UNTD KINGDOM	158	220	134	GABON	897	228	138
DENMARK	868	360	221	CONGO	52 527	13 659	8 208
PORTUGAL	178 303	173 151	105 234	ZAIRE	7 252	1 889	1 135
SPAIN	20 602	18 631	11 275	ZIMBABWE	600	69	42
EU	218 954	209 818	127 425	SOUTH AFRICA	30 430	1 971	1 189
SWEDEN	1 870	1 237	752	USA	1 260 939	267 339	162 019
SWITZERLAND	205	186	114	CANADA	259 594	38 971	23 730
AUSTRIA	1 208	516	312	ECUADOR	502	822	498
POLAND	189	62	37	BRAZIL	258 065	28 172	17 067
MOROCCO	3 046	664	399	CHILE	31 722	2 705	1 632
ALGERIA	209	53	33	ARGENTINA	17 224	823	502
TUNISIA	1 217	252	154	ISRAEL	810	158	95
SOUTH AFRICA	44	187	114	INDIA	2 826	617	374
USA	107	223	134	THAILAND	507	461	277
PHILIPPINES	96	153	89	VIETNAM	479	81	49
CHINA	355	504	303	INDONESIA	935 316	137 881	83 577
SOUTH KOREA	219	229	138	MALAYSIA	37 260	6 419	3 898
JAPAN	451	791	478	SINGAPORE	90 495	12 439	7 540
EXPORTS	19 599	59 799	36 214	PHILIPPINES	12 371	1 645	1 001
FRANCE	2 333	7 490	4 542	CHINA	712	118	70
BELGIUM LUX	1 302	2 894	1 762	SOUTH KOREA	623	195	116
NETHERLANDS	768	1 543	934	JAPAN	1 059	650	390
ITALY	806	2 343	1 427	TAIWAN	1 813	608	365
UNTD KINGDOM	665	2 224	1 343	EXPORTS	9 711 621	1 171 997	709 144
IRELAND	37	125	76	FRANCE	1 609 300	132 468	80 167
DENMARK	1 466	2 299	1 387	BELGIUM LUX	825 807	96 776	58 568
GREECE	116	168	100	NETHERLANDS	1 908 885	188 344	114 146
PORTUGAL	386	836	504	ITALY	484 286	64 345	39 011
SPAIN	274	842	515	UNTD KINGDOM	810 734	89 970	54 412
EU	8 153	20 764	12 590	IRELAND	26 858	5 748	3 481
ICELAND	78	70	41	DENMARK	877 512	81 440	49 268
NORWAY	814	1 924	1 165	GREECE	100 973	20 678	12 516
SWEDEN	716	1 804	1 096	PORTUGAL	17 241	5 358	3 255
FINLAND	147	681	414	SPAIN	69 487	18 386	11 156
SWITZERLAND	1 955	5 800	3 519	EU	6 729 083	703 513	425 980
AUSTRIA	2 666	8 699	5 276	ICELAND	6 419	1 757	1 057
TURKEY	191	261	157	NORWAY	65 597	15 763	9 534
POLAND	286	358	214	SWEDEN	156 026	28 307	17 107
CZECH REPUB	313	440	264	FINLAND	40 050	6 818	4 123
SLOVAKIA	198	101	63	SWITZERLAND	661 426	89 222	54 055
HUNGARY	238	630	378	AUSTRIA	987 568	138 596	83 880
MOLDOVA	18	57	34	MALTA	3 374	829	499
RUSSIA	76	76	45	TURKEY	46 231	6 327	3 846
SLOVENIA	65	98	57	ESTONIA	330	94	56
CROATIA	44	84	50	LATVIA	2 499	402	242
SOUTH AFRICA	369	1 654	1 006	LITHUANIA	1 731	498	301
USA	954	5 555	3 361	POLAND	145 622	22 337	13 516
CANADA	433	2 046	1 228	CZECH REPUB	158 750	21 090	12 737
MEXICO	238	2 545	1 541	SLOVAKIA	32 097	6 579	3 978
BRAZIL	425	901	539	HUNGARY	38 136	6 806	4 107
CHILE	413	2 124	1 297	ROMANIA	15 086	5 256	3 182
ARGENTINA	54	408	252	BULGARIA	2 547	702	424
ISRAEL	153	683	415	UKRAINE	1 411	448	271
SAUDI ARABIA	22	80	51	BELARUS	2 263	621	375
INDONESIA	47	135	80	RUSSIA	14 252	3 887	2 350
SOUTH KOREA	57	232	138	SLOVENIA	46 829	13 241	8 004
JAPAN	86	453	273	CROATIA	14 512	2 219	1 356
AUSTRALIA	60	387	234	MACEDONIA	765	143	88
NEW ZEALAND	19	105	65	ALGERIA	365	207	124
UNID COUNTR	105	133	81	TUNISIA	390	85	51
634 VENEERS, PLYWOOD, ETC.				LIBYA	2 023	442	266
IMPORTS	20 518 234	2 017 069	1 220 995	EGYPT	4 866	1 083	656
FRANCE	1 995 714	168 630	101 981	NIGERIA	11 308	1 243	761
BELGIUM LUX	3 402 149	163 964	99 329	SOUTH AFRICA	3 934	1 163	700
NETHERLANDS	194 173	18 045	10 938	USA	46 537	32 639	19 644
ITALY	685 065	141 128	85 319	CANADA	2 789	2 486	1 485
UNTD KINGDOM	118 438	8 882	5 428	MEXICO	7 097	1 557	926
IRELAND	4 566	689	416	COLOMBIA	148	54	33
DENMARK	108 557	18 901	11 442	BRAZIL	2 193	612	369
GREECE	35 573	6 896	4 164	CHILE	289	139	84
PORTUGAL	25 993	3 575	2 169	CYPRUS	1 550	641	390
SPAIN	63 007	7 857	4 742	LEBANON	2 101	518	313
EU	6 633 235	538 567	325 928	SYRIA	728	231	142
NORWAY	55 893	6 113	3 694	IRAN	3 550	588	356
SWEDEN	223 491	41 618	25 213	ISRAEL	30 635	5 433	3 299
FINLAND	870 320	212 009	128 311	JORDAN	1 870	293	178
SWITZERLAND	1 673 281	123 218	74 603	SAUDI ARABIA	41 013	3 588	2 187
AUSTRIA	5 178 771	364 305	220 429	KUWAIT	1 697	430	262
TURKEY	2 152	353	216	BAHRAIN	438	99	60
ESTONIA	107 086	7 272	4 372	ARAB EMIRAT	1 508	420	254
LATVIA	40 711	2 558	1 557	OMAN	66	79	48
LITHUANIA	49 456	1 735	1 046	SRI LANKA	639	185	113
POLAND	891 691	52 219	31 556	THAILAND	2 326	862	519
CZECH REPUB	660 288	32 081	19 326	INDONESIA	5 295	639	376
SLOVAKIA	116 486	9 841	5 926	MALAYSIA	2 816	364	214
HUNGARY	135 649	11 190	6 765	SINGAPORE	17 500	2 098	1 237
ROMANIA	46 714	5 199	3 134	PHILIPPINES	3 588	1 015	613
BULGARIA	7 737	856	515	CHINA	105 359	8 207	4 840
UKRAINE	12 428	1 557	943	SOUTH KOREA	22 274	1 967	1 193
BELARUS	70 884	3 577	2 153	JAPAN	76 279	9 938	6 002
RUSSIA	271 215	24 046	14 533	TAIWAN	101 790	9 973	5 985
SLOVENIA	199 938	18 265	11 049	HONG KONG	16 175	2 171	1 303
CROATIA	18 877	4 414	2 680	AUSTRALIA	5 889	3 196	1 926
				NEW ZEALAND	844	352	211
				NEW CALEDON	288	153	91
				UNID COUNTR	7 822	875	521

6 IMPORTS AND EXPORTS (SPECIAL TRADE) BY GROUPS OF THE SITC-REV. III AND BY COUNTRIES OF PRODUCTION AND CONSUMPTION 1993

GROUP COUNTRY	DT = 100 KG	1 000 DM	1 000 \$	GROUP COUNTRY	DT = 100 KG	1 000 DM	1 000 \$
635 WOOD MANUFACTURES, NES				SLOVAKIA			
IMPORTS	12 588 564	2 427 870	1 467 537	HUNGARY	5 135	1 456	878
FRANCE	291 576	74 420	45 079	ROMANIA	17 974	5 087	3 063
BELGIUM LUX	156 606	66 905	40 399	BULGARIA	3 184	1 052	632
NETHERLANDS	485 948	86 339	52 218	UKRAINE	412	251	145
ITALY	123 208	85 476	51 510	RUSSIA	2 844	1 576	956
UNITED KINGDOM	30 644	7 606	4 582	BELARUS	2 107	1 220	742
IRELAND	3 670	3 896	2 345	RUSSIA	28 470	15 411	9 265
DENMARK	514 290	194 507	117 933	AZERBAIJAN	191	236	138
GREECE	1 391	451	277	KAZAKHSTAN	1 018	548	329
PORTUGAL	49 187	16 862	10 201	TURKMENISTAN	1 282	427	251
SPAIN	28 351	10 276	6 228	SLOVENIA	15 010	3 287	1 981
EU	1 884 851	546 738	330 772	CROATIA	7 309	1 200	714
NORWAY	153 164	65 876	39 721	MACEDONIA	287	165	98
SWEDEN	492 346	209 510	126 616	MOROCCO	2 861	1 786	1 087
FINLAND	217 539	96 956	58 641	ALGERIA	70	121	73
SWITZERLAND	87 173	52 195	31 579	TUNISIA	1 526	852	511
AUSTRIA	872 628	307 646	185 983	LIBYA	2 992	1 039	630
TURKEY	1 636	1 285	772	EGYPT	308	160	99
ESTONIA	23 166	2 897	1 751	NIGERIA	1 342	3 875	2 360
LATVIA	12 731	1 760	1 065	ZAIRE	34	100	62
LITHUANIA	32 846	1 563	939	ETHIOPIA	72	54	32
POLAND	4 881 623	259 928	157 111	MALAWI	87	184	110
CZECH REPUBL	1 532 661	97 856	59 104	SOUTH AFRICA	2 608	1 078	651
SLOVAKIA	122 870	18 500	11 169	NAMIBIA	611	351	215
HUNGARY	173 192	35 147	21 278	LESOTHO	105	1 400	872
ROMANIA	49 403	7 857	4 745	USA	22 342	18 085	10 890
BULGARIA	4 249	676	406	CANADA	5 299	2 896	1 762
UKRAINE	3 626	224	132	MEXICO	449	282	167
BELARUS	132 209	4 343	2 626	EL SALVADOR	132	139	84
RUSSIA	53 946	5 116	3 089	BAHAMAS	5	118	70
SLOVENIA	289 923	130 380	78 798	BARBADOS	27	55	32
CROATIA	49 189	14 395	8 681	NETH. ANTILL	193	218	132
MACEDONIA	2 126	476	288	ECUADOR	50	70	44
MOROCCO	636	299	180	BRAZIL	373	255	152
EGYPT	32	58	31	CHILE	136	144	86
CTE D IVOIRE	642	179	108	ARGENTINA	1 020	533	321
GHANA	3 059	693	421	CYPRUS	317	243	147
TOGO	26	98	59	LEBANON	893	424	258
ZAIRE	860	170	103	SYRIA	152	55	33
KENYA	300	378	225	IRAN	242	64	37
TANZANIA	442	240	142	ISRAEL	8 138	1 956	1 179
MAURITIUS	8	92	54	JORDAN	390	104	60
ZIMBABWE	252	120	72	SAUDI ARABIA	6 109	2 198	1 335
SOUTH AFRICA	8 089	2 022	1 223	KUWAIT	2 281	1 044	626
USA	231 803	104 688	63 200	BAHRAIN	224	320	196
CANADA	49 266	15 283	9 231	QATAR	310	148	89
MEXICO	1 447	485	285	ARAB EMIRAT	5 255	2 078	1 248
GUATEMALA	144	82	54	OMAN	310	111	66
HONDURAS	525	112	70	YEMEN	438	80	48
COSTA RICA	78	212	129	PAKISTAN	6 091	991	601
ECUADOR	467	876	533	INDIA	50	74	45
PERU	44	84	47	SRI LANKA	215	87	53
BRAZIL	70 358	15 415	9 321	THAILAND	3 237	1 060	637
CHILE	21 013	4 751	2 870	VIETNAM	5	68	39
BOLIVIA	513	141	84	INDONESIA	5 624	2 065	1 235
PARAGUAY	959	296	177	MALAYSIA	953	472	289
ISRAEL	2 684	1 388	836	SINGAPORE	3 077	1 303	785
PAKISTAN	248	185	107	CHINA	555	624	385
INDIA	3 046	3 079	1 856	SOUTH KOREA	1 941	809	485
BANGLADESH	28	50	32	JAPAN	9 796	6 739	4 065
SRI LANKA	7 504	2 081	1 256	TAIWAN	1 935	791	475
NEPAL	78	153	93	HONG KONG	2 629	1 398	849
THAILAND	137 794	57 473	34 748	AUSTRALIA	451	551	334
VIETNAM	12 503	2 690	1 633	NEW ZEALAND	235	83	50
INDONESIA	668 619	144 760	87 362	FR POLYNESIA	83	69	41
MALAYSIA	179 228	42 546	25 723	SHIPS SUPPL	60	56	33
SINGAPORE	94 094	20 070	12 139	UNID COUNTR	6 257	1 720	1 033
PHILIPPINES	11 328	11 896	7 186	641 PAPER AND PAPERBOARD			
CHINA	122 752	75 925	45 894	IMPORTS	68 222 013	8 298 756	5 019 240
SOUTH KOREA	36 207	16 523	10 030	FRANCE	7 457 601	979 337	592 189
JAPAN	986	1 709	1 027	BELGIUM LUX	2 493 937	532 778	321 933
TAIWAN	41 876	36 480	22 071	NETHERLANDS	4 601 217	563 875	341 120
HONG KONG	2 746	1 968	1 188	ITALY	2 956 779	474 985	287 109
AUSTRALIA	617	189	116	UNITED KINGDOM	2 128 030	377 874	228 460
UNID COUNTR	1 002	85	51	IRELAND	1 349	320	193
EXPORTS	2 780 125	779 470	471 533	DENMARK	596 948	51 921	31 403
FRANCE	315 439	88 367	41 405	GREECE	594	256	156
BELGIUM LUX	266 843	72 950	44 169	PORTUGAL	409 015	40 096	24 244
NETHERLANDS	378 504	80 896	49 022	SPAIN	303 878	53 000	32 118
ITALY	243 417	32 952	19 962	EU	20 949 348	3 074 442	1 858 925
UNITED KINGDOM	144 102	27 491	16 619	NORWAY	2 916 053	288 952	173 976
IRELAND	7 155	3 810	2 313	SWEDEN	13 606 284	1 573 943	952 760
DENMARK	152 966	28 323	17 152	FINLAND	12 710 092	1 448 655	876 051
GREECE	14 956	6 916	4 189	SWITZERLAND	2 985 440	363 740	220 107
PORTUGAL	14 763	4 264	2 574	AUSTRIA	8 246 965	893 042	540 411
SPAIN	59 058	16 330	9 886	TURKEY	5 081	1 132	686
EU	1 597 203	342 299	207 291	LATVIA	1 793	105	64
CANARY IS	1 288	794	477	LITHUANIA	2 239	163	102
ICELAND	1 993	1 107	667	POLAND	513 849	29 757	17 946
NORWAY	20 909	4 802	2 908	CZECH REPUBL	515 980	45 224	27 367
SWEDEN	37 365	9 587	5 784	SLOVAKIA	714 670	61 568	37 417
FINLAND	15 944	2 826	1 708	HUNGARY	82 529	6 496	3 921
SWITZERLAND	498 234	152 233	92 145	ROMANIA	40 614	4 115	2 493
AUSTRIA	332 410	147 702	89 318	BULGARIA	9 993	1 117	675
ANDORRA	68	73	41	UKRAINE	7 890	618	381
MALTA	481	256	151	BELARUS	1 150	81	49
TURKEY	11 052	4 262	2 579	RUSSIA	541 501	30 471	18 386
LATVIA	271	120	71	KAZAKHSTAN	1 316	58	34
LITHUANIA	2 359	931	565	SLOVENIA	309 819	40 193	24 252
POLAND	34 076	9 864	5 941	CROATIA	52 050	2 206	1 332
CZECH REPUBL	28 917	8 272	4 992	BOS HERZEGOV	1 195	50	31
				MACEDONIA	538	160	99

6 IMPORTS AND EXPORTS (SPECIAL TRADE) BY GROUPS OF THE SITC-REV. III AND BY COUNTRIES OF PRODUCTION AND CONSUMPTION 1993

GROUP COUNTRY	DT = 100 KG	1 000 DM	1 000 \$	GROUP COUNTRY	DT = 100 KG	1 000 DM	1 000 \$
RWANDA	271	52	31	GUATEMALA	5 729	2 290	1 369
ZIMBABWE	286	57	33	EL SALVADOR	1 717	522	316
SOUTH AFRICA	256 619	16 625	10 034	COSTA RICA	1 678	405	243
USA	2 260 858	252 855	152 940	PANAMA	1 157	438	266
CANADA	960 110	83 752	50 861	CUBA	1 799	248	148
MEXICO	151	62	38	DOMINIC REP	944	384	232
BRAZIL	463 790	38 325	23 205	GUADELOUPE	586	169	103
CHILE	14 105	1 551	935	MARTINIQUE	1 078	143	86
CYPRUS	731	1 322	792	JAMAICA	3 964	1 178	708
SYRIA	749	57	34	BARBADOS	883	129	79
ISRAEL	8 436	2 864	1 764	TRINIDAD TOB	2 544	762	463
INDIA	238	72	43	NETH ANTILL	2 084	348	208
NEPAL	16	63	38	COLOMBIA	18 476	4 649	2 820
THAILAND	327	581	352	VENEZUELA	10 437	3 233	1 947
INDONESIA	454	67	33	SURINAME	1 155	232	142
MALAYSIA	293	146	88	ECUADOR	4 336	1 313	782
PHILIPPINES	263	182	110	PERU	21 401	3 969	2 400
CHINA	2 311	1 276	765	BRAZIL	76 887	13 082	7 891
SOUTH KOREA	419	656	394	CHILE	141 565	29 413	17 733
JAPAN	30 880	29 606	17 893	BOLIVIA	2 010	536	325
TAIWAN	911	945	570	PARAGUAY	16 499	1 839	1 103
HONG KONG	232	93	56	URUGUAY	1 891	631	386
AUSTRALIA	900	443	264	ARGENTINA	76 266	10 618	6 376
NEW ZEALAND	5 334	471	287	CYPRUS	25 549	5 840	3 531
EXPORTS	49 209 615	7 550 550	4 568 935	LEBANON	76 226	8 736	5 293
FRANCE	9 246 344	1 274 591	771 910	SYRIA	56 792	6 888	4 164
BELGIUM LUX	3 852 273	540 098	327 128	IRAQ	567	86	50
NETHERLANDS	6 181 854	820 867	497 366	IRAN	36 467	20 953	12 704
ITALY	4 672 469	566 346	343 211	ISRAEL	288 035	47 960	29 039
UNITED KINGDOM	5 701 816	932 639	563 832	JORDAN	66 666	7 275	4 388
IRELAND	277 212	37 891	23 047	SAUDI ARABIA	218 098	40 079	24 227
DENMARK	970 441	134 087	81 145	KUWAIT	39 335	6 925	4 179
GREECE	318 618	52 218	31 567	BAHRAIN	15 217	2 350	1 421
PORTUGAL	222 874	46 617	28 208	QATAR	7 365	1 145	698
SPAIN	1 942 353	270 302	163 634	ARAB EMIRAT	155 403	19 682	11 813
EU	33 386 254	4 675 656	2 831 048	OMAN	9 590	1 420	856
CANARY IS	3 729	2 351	1 423	YEMEN	22 559	1 892	1 151
ICELAND	18 362	3 732	2 245	PAKISTAN	60 777	11 820	7 155
NORWAY	182 157	35 784	21 691	INDIA	88 094	14 705	8 896
SWEDEN	562 379	89 581	54 221	BANGLADESH	37 116	1 874	1 141
FINLAND	160 888	42 165	25 494	SRI LANKA	16 374	1 637	989
SWITZERLAND	1 723 631	341 936	206 924	NEPAL	2 616	130	79
AUSTRIA	2 644 730	428 931	259 761	BHUTAN	832	362	218
ANDORRA	1 534	270	162	MYANMAR	18 332	1 141	705
MALTA	6 389	3 025	1 827	THAILAND	211 726	26 682	16 116
TURKEY	571 831	86 791	52 515	LAOS	43	51	31
ESTONIA	1 776	959	577	VIETNAM	15 604	14 937	9 064
LATVIA	1 575	1 022	609	INDONESIA	50 686	19 657	11 860
LITHUANIA	3 201	1 847	1 095	MALAYSIA	161 074	21 964	13 217
POLAND	569 043	166 238	100 388	SINGAPORE	185 537	24 557	14 816
CZECH REPUBL	471 322	71 563	43 238	PHILIPPINES	37 367	6 269	3 784
SLOVAKIA	77 804	10 449	6 336	CHINA	514 418	49 198	29 837
HUNGARY	296 961	66 302	40 134	NORTH KOREA	658	280	172
ROMANIA	39 278	9 277	5 595	SOUTH KOREA	107 301	25 244	15 246
BULGARIA	89 203	12 868	7 737	JAPAN	81 172	31 582	19 079
ALBANIA	5 238	1 023	614	TAIWAN	159 524	24 182	14 607
UKRAINE	23 570	14 284	8 679	HONG KONG	933 094	70 564	42 577
BELARUS	1 757	1 079	655	AUSTRALIA	739 090	139 791	84 412
RUSSIA	279 717	125 198	75 631	PAPUA NEW G	1 028	305	185
KAZAKHSTAN	307	181	107	NEW ZEALAND	145 611	28 831	17 428
UZBEKISTAN	3 045	2 876	1 722	NEW CALEDON	1 447	280	170
SLOVENIA	89 842	20 655	12 490	FIJI	2 582	326	199
CROATIA	61 886	14 085	8 508	FR POLYNESIA	318	78	47
BOS HERZEGOV	709	273	168	UNIT COUNTR	28 719	4 900	2 936
SERB MONTNEG	1 392	400	245	642 PAPER, PAPERBOARD, CUT ETC			
MACEDONIA	23 505	5 011	3 003	IMPORTS	8 636 155	2 389 300	1 444 788
MOROCCO	20 064	4 636	2 787	FRANCE	1 087 661	341 763	206 879
ALGERIA	37 739	9 188	5 527	BELGIUM LUX	276 467	114 713	69 328
TUNISIA	30 579	5 744	3 467	NETHERLANDS	930 110	252 439	152 738
LIBYA	41 060	5 175	3 150	ITALY	1 197 064	311 035	187 505
EGYPT	121 702	14 479	8 753	UNITED KINGDOM	239 076	93 679	56 575
SUDAN	9 612	1 557	944	IRELAND	2 928	2 702	1 642
MAURITANIA	1 004	113	66	DENMARK	406 480	107 298	64 988
MALI	403	346	206	GREECE	442	222	131
SENEGAL	3 270	576	348	PORTUGAL	17 203	12 055	7 301
SIERRA LEONE	1 935	338	205	SPAIN	35 450	11 688	7 077
COTE D'IVOIRE	6 802	1 006	599	EU	4 192 881	1 247 594	754 164
GHANA	8 448	758	450	NORWAY	39 641	12 653	7 633
TOGO	38	51	32	SWEDEN	567 788	106 525	64 615
BENIN	1 258	124	78	FINLAND	720 860	86 842	52 539
NIGERIA	91 024	10 239	6 192	SWITZERLAND	380 403	123 765	74 844
CAMEROON	13 333	1 640	1 008	AUSTRIA	1 668 778	436 745	264 260
GABON	435	224	132	TURKEY	4 358	2 038	1 235
CONGO	29	50	31	LATVIA	252	74	44
ZAIRE	4 675	5 672	3 445	LITHUANIA	6 409	1 276	770
RWANDA	127	75	45	POLAND	194 421	21 295	12 897
BURUNDI	237	67	41	CZECH REPUBL	65 968	15 654	9 440
ETHIOPIA	10 643	1 194	717	SLOVAKIA	11 368	1 978	1 196
KENYA	15 353	1 989	1 205	HUNGARY	54 029	18 178	11 002
UGANDA	4 386	488	297	ROMANIA	467	197	120
TANZANIA	6 864	1 099	670	BULGARIA	362	55	30
SEYCHELLES	529	101	61	UKRAINE	942	154	92
MOZAMBIQUE	6 586	470	276	RUSSIA	153	87	51
MADAGASCAR	1 805	221	134	SLOVENIA	234 980	47 167	28 579
REUNION	3 865	881	534	CROATIA	13 081	2 394	1 445
MAURITIUS	1 619	457	280	MACEDONIA	60	60	37
ZIMBABWE	4 185	2 530	1 552	TUNISIA	6 516	4 719	2 850
MALAWI	774	214	130	EGYPT	42	57	35
SOUTH AFRICA	342 071	81 427	49 113	SOUTH AFRICA	161	106	65
NAMIBIA	763	312	191	USA	123 142	81 927	49 436
USA	1 779 816	329 969	195 606	CANADA	42 323	22 989	13 920
CANADA	264 058	52 148	31 586	MEXICO	1 855	1 866	1 121
MEXICO	51 992	15 287	9 193	GUATEMALA	141	179	109
BERMUDA	1 049	180	109				

6 IMPORTS AND EXPORTS (SPECIAL TRADE) BY GROUPS OF THE SITC-REV. III AND BY COUNTRIES OF PRODUCTION AND CONSUMPTION 1993

GROUP COUNTRY	DT = 100 KG	1 000 DM	1 000 \$	GROUP COUNTRY	DT = 100 KG	1 000 DM	1 000 \$
EL SALVADOR	348	402	243	BERMUDA	503	114	69
BRAZIL	141 654	17 121	10 433	GUATEMALA	473	464	277
CHILE	507	84	51	HONDURAS	318	186	111
CYPRUS	509	424	259	NICARAGUA	123	142	86
ISRAEL	1 239	1 914	1 164	COSTA RICA	568	316	187
INDIA	631	749	450	PANAMA	813	500	305
SRI LANKA	90	62	37	CUBA	227	58	37
NEPAL	53	166	97	DOMINIC REP	386	158	95
THAILAND	2 535	3 280	1 982	GUADELOUPE	2 662	1 336	800
INDONESIA	4 781	1 655	1 007	MARTINIQUE	4 064	1 654	997
MALAYSIA	6 546	2 926	1 777	JAMAICA	210	199	120
SINGAPORE	881	834	500	ST VINCENT	230	55	34
PHILIPPINES	6 676	10 488	6 307	BARBADOS	62	165	99
CHINA	68 237	47 654	28 734	TRINIDAD TOB	195	121	73
SOUTH KOREA	39 311	16 499	9 977	NETH ANTILL	270	192	113
JAPAN	14 891	30 376	18 325	COLOMBIA	503	782	473
TAIWAN	10 677	13 000	7 861	VENEZUELA	1 623	1 062	636
HONG KONG	4 267	4 667	2 806	SURINAME	274	120	74
AUSTRALIA	119	62	36	FRENCH GUIAN	485	269	159
UNID COUNTR	232	51	32	ECUADOR	334	248	150
EXPORTS	13 803 176	5 946 104	3 234 536	PERU	2 236	916	537
FRANCE	2 239 401	968 508	586 695	BRAZIL	2 878	2 905	1 751
BELGIUM LUX	1 438 832	606 240	366 921	CHILE	24 038	7 586	4 568
NETHERLANDS	2 628 234	764 000	462 376	BOLIVIA	511	325	195
ITALY	742 158	262 674	159 029	PARAGUAY	1 462	505	308
UNTD KINGDOM	1 054 986	438 816	265 704	URUGUAY	441	334	202
IRELAND	63 528	26 716	16 185	ARGENTINA	4 857	3 394	2 050
DENMARK	613 374	181 760	109 927	CYPRUS	20 430	6 939	4 188
GREECE	206 596	97 376	58 931	LEBANON	3 370	1 364	818
PORTUGAL	50 659	18 387	11 115	SYRIA	1 734	921	550
SPAIN	377 164	130 651	79 116	IRAN	9 295	4 465	2 674
EU	9 414 932	3 495 128	2 115 999	ISRAEL	59 781	25 598	15 473
CANARY IS	17 683	5 671	3 410	JORDAN	3 124	1 429	847
ICELAND	11 692	5 681	3 433	SAUDI ARABIA	31 530	11 817	7 155
NORWAY	58 109	28 557	17 254	KUWAIT	11 513	4 229	2 552
SWEDEN	273 719	146 819	88 555	BAHRAIN	4 069	1 349	813
FINLAND	120 396	55 584	33 615	QATAR	3 244	1 365	822
SWITZERLAND	990 758	416 848	252 250	ARAB EMIRAT	34 778	9 756	5 895
AUSTRIA	1 053 676	414 016	250 477	OMAN	2 774	1 372	833
ANDORRA	3 509	2 039	1 235	YEMEN	4 714	3 095	1 862
GIBRALTAR	520	245	147	PAKISTAN	2 607	942	573
VATICAN CITY	1	138	85	INDIA	8 652	3 864	2 331
MALTA	14 213	5 775	3 476	BANGLADESH	304	94	56
TURKEY	75 200	18 919	11 386	SRI LANKA	2 581	1 541	923
ESTONIA	840	588	350	THAILAND	12 932	7 406	4 455
LATVIA	2 144	806	481	VIETNAM	409	229	138
LITHUANIA	3 905	1 975	1 179	INDONESIA	3 093	1 719	1 029
POLAND	259 275	108 945	65 868	MALAYSIA	10 191	4 132	2 491
CZECH REPUB	187 468	64 952	39 195	SINGAPORE	12 439	6 608	3 989
SLOVAKIA	18 594	6 245	3 766	PHILIPPINES	772	591	354
HUNGARY	112 931	45 885	27 715	CHINA	19 282	7 456	4 544
ROMANIA	17 210	5 164	3 129	NORTH KOREA	78	54	31
BULGARIA	14 844	5 793	3 489	SOUTH KOREA	24 484	8 469	5 142
ALBANIA	211	73	43	JAPAN	20 071	15 181	9 173
UKRAINE	3 172	1 758	1 053	TAIWAN	104 261	82 869	50 255
BELARUS	626	326	186	HONG KONG	91 264	34 632	20 883
MOLDOVA	378	129	77	AUSTRALIA	60 490	24 313	14 715
RUSSIA	42 733	20 319	12 247	NEW ZEALAND	10 097	3 710	2 233
GEORGIA	118	119	74	FR POLYNESIA	420	250	152
KAZAKHSTAN	3 223	2 190	1 285	UNID COUNTR	16 378	6 685	4 029
UZBEKISTAN	134	198	117	651 TEXTILE YARN			
SLOVENIA	44 903	19 452	11 777	IMPORTS	3 967 764	3 005 283	1 819 942
CROATIA	26 427	10 250	6 184	FRANCE	305 831	275 993	167 156
BOS HERZEGOV	497	159	98	BELGIUM LUX	441 052	231 650	140 445
SERB MONTNEG	2 356	1 203	727	NETHERLANDS	425 588	310 779	187 956
MACEDONIA	20 738	7 162	4 306	ITALY	695 706	654 084	396 277
MOROCCO	24 982	5 773	3 467	UNTD KINGDOM	186 534	198 806	120 226
ALGERIA	5 833	2 793	1 700	IRELAND	22 984	23 673	14 374
TUNISIA	20 801	6 845	4 140	DENMARK	49 917	52 864	32 001
LIBYA	35 669	10 903	6 557	GREECE	112 578	74 762	45 305
EGYPT	10 880	3 032	1 842	PORTUGAL	34 983	39 753	24 137
SUDAN	3 802	2 330	1 424	SPAIN	182 333	104 626	63 351
MAURITANIA	46	56	35	EU	2 457 506	1 966 930	1 191 228
MALI	58	77	48	ICELAND	96	229	135
BURKINA FASO	203	160	97	NORWAY	7 921	3 116	1 882
SENEGAL	1 307	359	216	SWEDEN	14 544	8 148	4 918
GAMBIA	229	63	38	FINLAND	12 275	5 506	3 341
GUINEA	138	62	38	SWITZERLAND	173 076	223 034	135 075
CTE D IVOIRE	925	494	299	AUSTRIA	215 265	174 362	105 575
GHANA	3 121	988	583	MALTA	20	58	34
TOGO	928	189	115	TURKEY	98 750	55 362	33 399
BENIN	1 884	407	246	ESTONIA	3 032	1 092	664
NIGERIA	6 943	2 896	1 737	LATVIA	701	181	111
CAMEROON	1 855	519	314	LITHUANIA	756	737	438
GABON	114	95	58	POLAND	16 190	17 175	10 362
CONGO	286	226	135	CZECH REPUB	45 073	17 646	10 794
ZAIRE	1 218	422	251	SLOVAKIA	106 467	27 308	16 542
RWANDA	95	56	33	HUNGARY	20 126	14 408	8 736
BURUNDI	440	207	123	ROMANIA	23 080	7 303	4 431
ETHIOPIA	535	284	171	BULGARIA	7 991	3 594	2 189
DJIBOUTI	84	67	42	UKRAINE	636	150	91
KENYA	4 373	800	478	BELARUS	3 678	1 373	818
UGANDA	1 153	115	69	RUSSIA	3 395	1 096	662
TANZANIA	1 624	332	204	SLOVENIA	12 603	7 101	4 285
MADAGASCAR	250	246	149	CROATIA	4 720	8 870	5 376
REUNION	15 529	8 761	5 243	MACEDONIA	2 280	4 414	2 681
MAURITIUS	533	303	181	MOROCCO	4 142	2 621	1 581
ZIMBABWE	384	246	149	TUNISIA	98	120	72
MALAWI	234	209	123	EGYPT	99 465	57 038	34 538
SOUTH AFRICA	19 516	7 869	4 743	NIGERIA	1 614	626	379
NAMIBIA	148	96	56	KENYA	2 799	1 329	809
USA	185 315	68 344	41 166	TANZANIA	2 263	898	547
CANADA	4 607	4 494	2 714	MADAGASCAR	6 363	1 317	792
MEXICO	7 583	6 569	3 954				

6 IMPORTS AND EXPORTS (SPECIAL TRADE) BY GROUPS OF THE SITC-REV. III AND BY COUNTRIES OF PRODUCTION AND CONSUMPTION 1993

GROUP COUNTRY	DT = 100 KG	1 000 DM	1 000 \$	GROUP COUNTRY	DT = 100 KG	1 000 DM	1 000 \$
ZAMBIA	4 863	2 360	1 431	CHILE	7 542	6 214	3 767
ZIMBABWE	1 459	643	395	PARAGUAY	13	55	34
SOUTH AFRICA	4 119	2 045	1 242	URUGUAY	384	656	397
USA	120 626	103 440	62 704	ARGENTINA	1 373	4 118	2 476
CANADA	3 822	1 545	927	CYPRUS	516	1 203	730
MEXICO	13 358	4 370	2 666	LEBANON	2 287	1 701	1 039
EL SALVADOR	635	333	206	SYRIA	30 182	10 974	6 639
PERU	18 587	18 136	10 985	IRAN	16 332	8 265	5 005
BRAZIL	19 043	12 477	7 538	ISRAEL	69 554	52 924	31 981
ARGENTINA	7 478	4 105	2 499	JORDAN	17 256	4 838	2 936
SYRIA	411	215	133	SAUDI ARABIA	17 782	7 245	4 371
IRAN	693	359	216	KUWAIT	21	116	69
ISRAEL	4 542	5 032	3 048	BAHRAIN	12	136	84
JORDAN	7 029	3 074	1 860	ARAB EMIRAT	511	1 075	650
SAUDI ARABIA	173	58	35	OMAN	234	177	107
PAKISTAN	30 014	14 174	8 584	AFGHANISTAN	3 953	1 037	624
INDIA	105 747	47 892	29 006	PAKISTAN	14 928	5 288	3 211
BANGLADESH	48 762	7 254	4 382	INDIA	9 467	5 629	3 386
SRI LANKA	6 101	2 465	1 502	BANGLADESH	69	108	63
THAILAND	33 965	15 354	9 320	SRI LANKA	8 170	10 682	6 462
INDONESIA	56 917	27 182	16 499	MYANMAR	10	103	62
MALAYSIA	18 734	16 512	10 015	THAILAND	6 015	7 384	4 489
SINGAPORE	4 235	7 550	4 569	VIETNAM	114	434	268
PHILIPPINES	457	215	131	INDONESIA	15 451	10 130	6 042
CHINA	20 247	18 774	11 345	MALAYSIA	2 192	4 305	2 597
SOUTH KOREA	36 655	26 422	16 027	SINGAPORE	5 326	9 342	5 671
JAPAN	29 960	38 082	23 030	PHILIPPINES	1 574	4 545	2 753
TAIWAN	21 007	10 865	6 593	CHINA	995	1 439	869
HONG KONG	284	356	213	SOUTH KOREA	8 421	8 523	5 154
AUSTRALIA	344	89	55	JAPAN	17 301	22 198	13 372
NEW ZEALAND	81	97	59	TAIWAN	19 573	14 537	8 816
UNID COUNTR	72	120	74	HONG KONG	9 190	19 366	11 709
EXPORTS	5 144 985	4 355 604	2 638 649	MACAO	311	1 115	681
FRANCE	834 843	609 604	369 977	AUSTRALIA	17 130	18 239	11 017
BELGIUM LUX	511 907	355 577	215 655	NEW ZEALAND	896	2 160	1 306
NETHERLANDS	445 153	343 241	208 096	NEW CALEDON	22	57	33
ITALY	565 887	565 599	343 156	FIJI	38	95	59
UNTD KINGDOM	588 450	495 374	263 906	FR POLYNESIA	35	60	37
IRELAND	59 229	33 859	20 492	UNID COUNTR	1 355	2 288	1 364
DENMARK	145 171	117 954	71 505				
GREECE	59 772	60 019	36 442	652 COTTON FABRICS, WOVEN			
PORTUGAL	88 586	83 981	50 925	IMPORTS	1 012 621	1 488 929	900 116
SPAIN	186 819	131 780	79 822	FRANCE	90 001	172 173	104 109
EU	3 485 817	2 736 988	1 659 976	BELGIUM LUX	55 024	92 328	55 883
CANARY IS	45	165	95	NETHERLANDS	36 294	70 512	42 586
ICELAND	824	1 033	624	ITALY	120 054	311 373	188 100
NORWAY	18 213	22 681	13 751	UNTD KINGDOM	16 952	31 595	19 079
SWEDEN	81 367	80 408	48 706	IRELAND	4 627	5 046	3 043
FINLAND	43 151	43 692	26 431	DENMARK	4 197	7 296	4 427
SWITZERLAND	109 789	136 212	82 579	GREECE	3 181	3 095	1 868
AUSTRIA	256 208	296 339	179 478	PORTUGAL	6 729	18 949	11 461
ANDORRA	29	85	52	SPAIN	8 598	22 781	13 750
MALTA	480	2 163	1 304	EU	345 657	735 148	444 315
TURKEY	120 351	88 441	53 556	NORWAY	1 659	4 465	2 714
ESTONIA	154	526	317	SWEDEN	3 441	6 857	4 136
LATVIA	2 267	3 256	1 965	FINLAND	1 571	4 175	2 546
LITHUANIA	1 966	3 083	1 865	SWITZERLAND	30 920	115 340	69 788
POLAND	39 557	65 338	39 453	AUSTRIA	53 104	154 831	93 614
CZECH REPUB	75 416	72 290	43 673	TURKEY	20 231	24 114	14 654
SLOVAKIA	6 152	10 559	6 358	ESTONIA	5 547	2 786	1 680
HUNGARY	30 247	42 285	25 549	LATVIA	118	65	39
ROMANIA	7 666	16 799	10 123	LITHUANIA	2 844	1 996	1 201
BULGARIA	8 143	11 132	6 722	POLAND	9 601	20 858	12 629
ALBANIA	29	134	77	CZECH REPUB	52 229	56 484	34 068
UKRAINE	1 809	3 058	1 829	SLOVAKIA	4 925	3 934	2 362
BELARUS	1 231	2 881	1 730	HUNGARY	3 189	5 366	3 223
MOLDOVA	52	260	154	ROMANIA	2 254	816	491
RUSSIA	7 581	12 220	7 391	BULGARIA	4 098	1 912	1 188
KAZAKHSTAN	150	236	142	UKRAINE	268	69	42
SLOVENIA	23 374	41 856	25 362	BELARUS	1 424	515	306
CROATIA	11 477	19 511	11 776	MOLDOVA	465	128	77
BOS HERZEGOV	105	186	115	RUSSIA	31 868	12 243	7 365
SERB MONTNEG	70	1 995	1 211	UZBEKISTAN	4 848	1 499	916
MACEDONIA	3 413	6 838	4 102	SLOVENIA	5 270	7 666	4 616
MOROCCO	68 330	33 156	20 018	CROATIA	1 974	2 525	1 530
ALGERIA	34 174	11 268	6 729	BOS HERZEGOV	69	96	58
TUNISIA	12 791	19 494	11 774	MACEDONIA	259	278	170
LIBYA	558	1 134	691	MOROCCO	317	1 075	648
EGYPT	8 490	5 282	3 214	TUNISIA	443	607	369
SUDAN		56	33	EGYPT	33 654	19 123	11 589
CTE D IVOIRE	365	559	336	CTE D IVOIRE	226	117	72
GHANA	575	231	142	MADAGASCAR	7 109	4 160	2 516
NIGERIA	43	71	45	MAURITIUS	1 000	905	538
GABON	32	57	33	ZIMBABWE	2 814	1 320	791
KENYA	38	159	96	SOUTH AFRICA	1 691	2 600	1 566
MAURITIUS	195	593	358	BOTSWANA	1 283	585	357
COMOROS	12	67	39	SWAZILAND	1 042	883	410
ZAMBIA	11	101	60	USA	10 077	21 642	13 088
ZIMBABWE	50	98	59	MEXICO	1 579	1 026	621
MALAWI	286	134	79	COLOMBIA	1 451	1 502	908
SOUTH AFRICA	37 420	29 939	18 152	ECUADOR	222	150	95
USA	293 029	231 972	139 989	PERU	482	785	479
CANADA	20 787	29 246	17 661	BRAZIL	9 131	7 573	4 620
MEXICO	1 729	1 874	1 121	PARAGUAY	1 037	592	359
GUATEMALA	778	772	468	SYRIA	131	77	48
CUBA	18	59	35	IRAN	2 032	1 011	607
HAITI	28	104	62	ISRAEL	91	157	94
GUADELOUPE	32	67	41	ARAB EMIRAT	361	174	107
TRINIDAD TOB	47	159	96	AFGHANISTAN	4 372	1 223	734
COLOMBIA	897	2 382	1 427	PAKISTAN	58 466	37 311	22 529
VENEZUELA	217	756	459	INDIA	78 510	48 470	29 274
ECUADOR	87	405	244	SRI LANKA	100	92	54
PERU	5 790	1 710	1 026	THAILAND	51 893	47 140	28 553
BRAZIL	13 949	11 400	6 872	VIETNAM	113	74	44

6 IMPORTS AND EXPORTS (SPECIAL TRADE) BY GROUPS OF THE SITC-REV. III AND BY COUNTRIES OF PRODUCTION AND CONSUMPTION 1993

GROUP COUNTRY	DT = 100 KG	1 000 DM	1 000 \$	GROUP COUNTRY	DT = 100 KG	1 000 DM	1 000 \$
INDONESIA	22 641	19 216	11 577	MALAYSIA	139	482	294
MALAYSIA	13 044	10 272	6 228	SINGAPORE	1 336	4 780	2 902
CHINA	78 198	45 406	27 524	PHILIPPINES	774	2 110	1 268
SOUTH KOREA	13 454	17 024	10 291	CHINA	802	2 369	1 435
JAPAN	2 008	6 652	4 024	NORTH KOREA	25	113	71
TAIWAN	20 097	20 386	12 320	SOUTH KOREA	1 823	7 776	4 697
HONG KONG	5 469	5 162	3 089	JAPAN	3 626	22 247	13 496
UNID COUNTR	73	153	91	TAIWAN	2 620	12 276	7 415
EXPORTS	1 233 245	2 280 817	1 379 489	HONG KONG	8 571	29 064	17 593
FRANCE	176 587	196 152	119 007	AUSTRALIA	1 233	4 037	2 430
BELGIUM LUX	63 314	91 636	55 517	NEW ZEALAND	408	1 465	879
NETHERLANDS	107 901	151 223	91 581	UNID COUNTR	1 083	2 416	1 449
ITALY	125 524	142 499	86 301	653 FABRICS,MAN-MADE FIBRES			
UNTD KINGDOM	78 561	137 585	83 141	IMPORTS	1 180 797	2 365 847	1 432 048
IRELAND	2 733	4 185	2 524	FRANCE	127 896	293 191	177 671
DENMARK	15 272	30 499	18 466	BELGIUM LUX	113 394	208 322	126 193
GREECE	25 673	50 768	30 701	NETHERLANDS	58 849	131 320	79 316
PORTUGAL	42 888	83 254	50 464	ITALY	181 086	603 700	365 038
SPAIN	11 332	26 238	15 942	UNTD KINGDOM	88 876	77 332	46 825
EU	649 785	914 039	553 644	IRELAND	1 064	1 678	1 022
CANARY IS	197	1 193	715	DENMARK	1 132	5 761	3 506
ICELAND	375	1 083	658	GREECE	6 817	3 176	1 924
NORWAY	4 566	7 742	4 692	PORTUGAL	24 655	57 324	34 703
SWEDEN	7 938	15 250	9 207	SPAIN	30 324	52 829	31 951
FINLAND	4 935	8 198	4 962	EU	634 103	1 434 633	868 149
SWITZERLAND	28 150	68 343	41 384	NORWAY	402	537	326
AUSTRIA	46 961	131 880	79 738	SWEDEN	2 081	10 106	6 115
MALTA	5 480	10 231	6 192	FINLAND	415	1 230	789
TURKEY	16 991	38 012	22 893	SWITZERLAND	19 217	98 451	59 612
ESTONIA	492	1 124	679	AUSTRIA	50 801	133 534	80 843
LATVIA	288	550	334	TURKEY	11 012	27 952	16 913
LITHUANIA	567	1 151	693	LATVIA	1 035	906	549
POLAND	119 271	274 489	165 645	LITHUANIA	78	148	87
CZECH REPUBL	29 203	58 439	35 248	POLAND	1 404	3 128	1 890
SLOVAKIA	16 906	29 885	18 051	CZECH REPUBL	37 878	46 878	28 337
HUNGARY	30 835	69 083	41 746	SLOVAKIA	4 125	6 848	4 129
ROMANIA	17 026	49 915	30 125	HUNGARY	6 722	10 040	6 069
BULGARIA	4 112	13 427	8 108	ROMANIA	2 220	2 236	1 141
ALBANIA	56	267	155	BULGARIA	2 683	3 022	1 813
UKRAINE	1 887	4 624	2 797	BELARUS	792	726	437
BELARUS	1 114	1 113	671	RUSSIA	3 106	2 181	1 319
MOLDOVA	97	326	192	SLOVENIA	4 015	8 456	5 112
RUSSIA	6 874	11 388	6 887	CROATIA	1 130	2 285	1 373
KAZAKHSTAN	75	230	179	MACEDONIA	1 102	1 921	1 171
TURKMENISTAN	58	79	49	MOROCCO	164	413	251
UZBEKISTAN	153	228	136	TUNISIA	127	410	243
SLOVENIA	17 531	59 004	35 571	SOUTH AFRICA	90	163	96
CROATIA	13 764	41 283	24 887	USA	7 480	22 843	13 809
BOS HERZEGOV	2 030	2 442	1 481	CANADA	214	344	206
MACEDONIA	17 157	51 719	31 253	MEXICO	127	191	114
MOROCCO	24 579	39 546	23 896	EL SALVADOR	95	69	42
ALGERIA	1 002	2 646	1 606	COLOMBIA	73	106	61
TUNISIA	64 425	144 383	87 371	BRAZIL	7 507	3 126	1 839
LIBYA	23	66	40	IRAN	39	63	38
EGYPT	2 200	5 204	3 152	ISRAEL	1 162	1 460	888
MAURITANIA	1 015	1 898	1 138	PAKISTAN	44 344	25 205	15 182
MALI	1 420	7 044	4 260	INDIA	6 183	10 032	6 108
BURKINA FASO	399	1 032	631	SRI LANKA	213	447	270
NIGER	993	1 782	1 094	THAILAND	20 566	16 609	10 102
SENEGAL	153	1 346	817	VIETNAM	214	124	75
GAMBIA	248	865	518	INDONESIA	121 786	115 343	69 938
CTE D IVOIRE	291	750	454	9 716	8 348	5 081	5 081
GHANA	35	94	54	CHINA	42 783	32 353	19 530
TOGO	312	365	220	NORTH KOREA	95	66	41
BENIN	1 059	2 343	1 437	SOUTH KOREA	58 630	113 263	68 662
NIGERIA	718	4 022	2 464	JAPAN	30 517	165 141	100 030
CAMEROON	79	411	255	TAIWAN	45 881	55 345	33 601
GABON	52	415	248	HONG KONG	109	437	240
CONGO	59	120	74	AUSTRALIA	184	205	121
ETHIOPIA	29	50	30	UNID COUNTR	22	79	48
MADAGASCAR	33	67	38	EXPORTS	1 922 209	4 591 050	2 777 247
MAURITIUS	519	1 355	830	FRANCE	396 923	283 989	172 322
ZAMBIA	41	76	46	BELGIUM LUX	83 806	119 869	72 713
ZIMBABWE	75	222	136	NETHERLANDS	142 904	313 601	190 126
SOUTH AFRICA	475	1 827	1 103	ITALY	112 277	208 959	126 827
USA	45 040	60 271	36 538	UNTD KINGDOM	142 862	286 570	173 326
CANADA	1 476	4 571	2 758	IRELAND	2 035	9 739	5 881
MEXICO	116	428	250	DENMARK	24 236	60 624	36 746
GUATEMALA	13	68	41	GREECE	57 246	177 503	107 342
PANAMA	117	185	113	PORTUGAL	45 472	176 243	106 821
COLOMBIA	214	959	575	SPAIN	24 699	71 384	43 165
VENEZUELA	166	723	436	EU	1 033 460	1 708 481	1 035 269
BRAZIL	117	415	244	CANARY IS	122	518	308
CHILE	142	677	409	ICELAND	539	1 993	1 199
URUGUAY	89	249	147	NORWAY	4 787	13 739	8 338
ARGENTINA	151	288	171	SWEDEN	9 562	35 049	21 203
CYPRUS	1 549	3 434	2 081	FINLAND	7 126	24 194	14 621
LEBANON	1 257	3 106	1 883	SWITZERLAND	50 469	138 034	83 572
SYRIA	586	989	589	AUSTRIA	54 417	151 311	91 661
IRAN	766	2 949	1 790	GIBRALTAR	14	62	37
ISRAEL	4 754	8 771	5 279	MALTA	3 910	14 634	8 906
JORDAN	475	560	339	TURKEY	31 623	108 649	65 583
SAUDI ARABIA	1 138	2 768	1 662	ESTONIA	2 745	7 653	4 624
KUWAIT	236	902	540	LATVIA	3 635	10 889	6 558
BAHRAIN	19	87	53	LITHUANIA	6 894	19 456	11 736
QATAR	121	435	261	POLAND	152 157	507 892	306 737
ARAB EMIRAT	805	2 591	1 564	CZECH REPUBL	32 253	103 711	62 581
OMAN	18	65	38	SLOVAKIA	13 744	41 491	25 076
PAKISTAN	269	220	133	HUNGARY	36 196	129 598	78 329
INDIA	741	1 794	1 073	ROMANIA	61 431	200 705	121 250
SRI LANKA	2 499	3 535	2 126	BULGARIA	22 011	55 275	33 352
THAILAND	1 516	2 695	1 635				
VIETNAM	845	2 145	1 303				
INDONESIA	121	509	306				

6 IMPORTS AND EXPORTS (SPECIAL TRADE) BY GROUPS OF THE SITC-REV. III AND BY COUNTRIES OF PRODUCTION AND CONSUMPTION 1993

GROUP COUNTRY	DT = 100 KG	1 000 DM	1 000 \$	GROUP COUNTRY	DT = 100 KG	1 000 DM	1 000 \$
ALBANIA	1 078	4 497	2 719	AUSTRIA	14 401	59 062	35 798
UKRAINE	12 424	34 217	20 639	TURKEY	2 428	6 488	3 936
BELARUS	2 056	5 817	3 498	ESTONIA	13	70	43
MOLDOVA	1 103	2 258	1 360	LATVIA	1 615	623	373
RUSSIA	22 568	58 124	35 268	LITHUANIA	4 385	1 518	902
KAZAKHSTAN	420	856	504	POLAND	4 365	7 701	4 677
KYRGHYZSTAN	103	219	129	CZECH REPUB	36 871	25 148	15 208
SLOVENIA	27 278	126 506	76 428	SLOVAKIA	16 261	6 590	5 192
CROATIA	29 249	120 172	72 458	HUNGARY	3 010	1 916	1 150
BOS HERZEGOV	496	2 466	1 495	ROMANIA	153	148	88
SERB MONTNEG	12	90	53	BULGARIA	252	468	273
MACEDONIA	17 572	52 360	31 643	UKRAINE	762	947	575
MOROCCO	59 737	180 824	109 372	BELARUS	350	218	132
TUNISIA	61 028	181 855	110 087	RUSSIA	1 252	779	467
EGYPT	1 707	4 565	2 762	TURKMENISTAN	461	153	92
BURKINA FASO	199	182	111	SLOVENIA	1 780	4 603	2 796
NIGER	876	328	198	CROATIA	218	779	469
SENEGAL	208	307	183	MACEDONIA	172	68	42
GAMBIA	351	274	165	TUNISIA	13	55	33
GUINEA	217	164	100	SOUTH AFRICA	448	196	118
LIBERIA	76	117	70	USA	10 474	13 729	8 293
CTE D IVOIRE	408	884	540	CANADA	5 354	4 258	2 566
GHANA	428	452	273	PERU	42	289	171
TOGO	178	193	112	URUGUAY	2 475	9 993	6 026
BENIN	423	371	221	IRAN	46	136	80
NIGERIA	334	436	264	INDIA	22 370	30 686	18 555
CONGO	98	98	60	BANGLADESH	6 868	1 029	613
ANGOLA	41	51	31	THAILAND	174	1 084	656
KENYA	525	602	366	VIETNAM	385	69	43
MADAGASCAR	114	295	172	INDONESIA	105	166	97
REUNION	58	238	144	CHINA	8 390	61 592	37 301
MAURITIUS	768	2 596	1 558	SOUTH KOREA	568	8 644	5 228
ZAMBIA	108	314	188	JAPAN	923	5 083	3 066
ZIMBABWE	578	1 274	768	TAIWAN	5 621	4 372	2 641
MALAWI	109	142	84	HONG KONG	736	9 475	5 737
SOUTH AFRICA	3 693	14 150	8 544	AUSTRALIA	235	170	102
BOTSWANA	8	51	32	UNID COUNTR	18	80	49
USA	56 377	205 530	124 259	EXPORTS	459 879	1 567 264	947 122
CANADA	4 866	19 514	11 767	FRANCE	13 315	32 544	19 667
MEXICO	2 029	9 105	5 485	BELGIUM LUX	10 507	23 132	14 000
GUATEMALA	104	305	179	NETHERLANDS	64 259	125 494	76 002
COSTA RICA	35	105	64	ITALY	22 764	90 952	55 102
GUADELOUPE	22	67	42	UNITD KINGDOM	12 577	32 407	19 528
BRIT VIRG IS	89	220	135	IRELAND	1 879	3 988	2 387
JAMAICA	42	50	30	DENMARK	5 850	7 431	4 482
BARBADOS	213	647	393	GREECE	9 529	44 567	26 940
TRINIDAD TOB	73	109	65	PORTUGAL	11 118	62 992	38 236
COLOMBIA	1 563	4 536	2 768	SPAIN	5 774	11 733	7 094
VENEZUELA	112	570	342	EU	157 572	435 240	263 438
ECUADOR	50	186	114	CANARY IS	31	69	43
PERU	34	238	144	ICELAND	154	430	255
BRAZIL	710	2 088	1 273	NORWAY	1 246	2 500	1 497
CHILE	789	2 780	1 672	SWEDEN	10 487	12 221	7 405
URUGUAY	39	190	114	FINLAND	814	2 767	1 664
ARGENTINA	170	755	460	SWITZERLAND	21 139	55 200	33 433
CYPRUS	1 227	4 648	2 804	AUSTRIA	33 170	60 724	36 712
LEBANON	2 010	5 514	3 324	MALTA	2 271	12 091	7 312
SYRIA	3 129	7 752	4 670	TURKEY	18 340	88 961	53 536
IRAN	1 022	2 492	1 493	ESTONIA	899	3 837	2 315
ISRAEL	12 007	29 557	17 853	LATVIA	983	3 248	1 972
JORDAN	655	1 081	640	LITHUANIA	1 563	5 824	3 503
SAUDI ARABIA	2 586	8 366	5 060	POLAND	41 688	185 433	111 888
KUWAIT	1 546	6 261	3 774	CZECH REPUB	10 779	45 991	27 705
BAHRAIN	57	257	157	SLOVAKIA	5 516	17 271	10 431
QATAR	101	495	298	HUNGARY	13 207	70 515	42 583
ARAB EMIRAT	2 019	7 194	4 330	ROMANIA	23 783	91 864	55 486
OMAN	42	135	83	BULGARIA	1 960	6 965	4 207
PAKISTAN	2 779	1 487	908	ALBANIA	508	1 047	630
INDIA	1 270	2 299	1 387	UKRAINE	5 949	20 189	12 295
SRI LANKA	4 645	18 137	10 943	BELARUS	1 783	4 602	2 780
THAILAND	1 727	5 767	3 500	MOLDOVA	244	778	462
VIETNAM	794	2 794	1 695	RUSSIA	6 375	18 044	11 008
INDONESIA	1 805	6 248	3 783	SLOVENIA	18 926	118 352	71 426
MALAYSIA	2 135	4 353	2 612	CROATIA	18 858	100 721	60 860
SINGAPORE	7 594	25 522	15 400	BOS HERZEGOV	302	1 739	1 042
PHILIPPINES	1 255	3 618	2 162	SERB MONTNEG	17	68	41
CHINA	3 424	9 331	5 659	MACEDONIA	3 682	11 249	6 779
NORTH KOREA	485	1 099	671	MOROCCO	6 183	26 967	16 267
SOUTH KOREA	2 232	9 147	5 520	TUNISIA	6 596	27 462	16 527
JAPAN	3 644	20 573	12 432	EGYPT	105	470	285
TAIWAN	3 943	17 274	10 401	CTE D IVOIRE	65	63	37
HONG KONG	10 417	43 293	26 181	BENIN	14	81	50
AUSTRALIA	3 084	14 935	9 002	NIGERIA	145	135	81
NEW ZEALAND	1 696	6 951	4 208	MAURITIUS	1 237	9 424	5 697
NEW CALEDON	32	76	47	ZIMBABWE	34	119	73
UNID COUNTR	1 461	4 841	2 926	SOUTH AFRICA	753	1 575	953
654 OTH. TEXTILE FABRIC, WOVEN				USA	9 306	27 395	16 545
IMPORTS	597 985	1 762 980	1 067 224	CANADA	1 086	4 641	2 785
FRANCE	94 917	146 410	88 659	MEXICO	32	292	175
BELGIUM LUX	23 471	37 499	22 653	GUATEMALA	37	61	38
NETHERLANDS	38 731	106 654	64 598	VENEZUELA	12	71	43
ITALY	220 217	1 013 847	613 979	ECUADOR	7	82	49
UNITD KINGDOM	30 686	79 619	48 034	PERU	18	80	49
IRELAND	1 534	8 407	5 089	BRAZIL	101	459	276
DENMARK	595	2 647	1 588	CHILE	162	444	269
GREECE	84	461	274	ARGENTINA	62	162	98
PORTUGAL	1 072	4 746	2 870	CYPRUS	184	760	456
SPAIN	2 506	13 613	8 202	LEBANON	132	817	488
EU	413 813	1 413 903	855 956	SYRIA	197	572	342
NORWAY	33	148	90	IRAN	65	144	86
SWEDEN	17 827	22 640	13 697	ISRAEL	957	1 894	1 138
FINLAND	340	431	260	JORDAN	14	54	30
SWITZERLAND	15 541	55 370	33 563	SAUDI ARABIA	376	1 403	850
				KUWAIT	43	292	177

6 IMPORTS AND EXPORTS (SPECIAL TRADE) BY GROUPS OF THE SITC-REV. III AND BY COUNTRIES OF PRODUCTION AND CONSUMPTION 1993

GROUP COUNTRY	DT = 100 KG	1 000 DM	1 000 \$	GROUP COUNTRY	DT = 100 KG	1 000 DM	1 000 \$
QATAR	4	76	47	KYRGYZSTAN	124	201	118
ARAB EMIRAT	293	808	482	SLOVENIA	17 799	57 406	34 721
OMAN	58	66	38	CROATIA	9 133	22 546	13 621
AFGHANISTAN	369	52	32	BOS HERZEGOV	133	575	340
INDIA	283	953	578	MACEDONIA	2 187	4 757	2 860
SRI LANKA	1 241	4 729	2 900	MOROCCO	18 515	42 511	25 742
THAILAND	133	547	326	ALGERIA	138	524	316
VIETNAM	214	639	396	TUNISIA	14 110	33 915	20 520
INDONESIA	765	2 082	1 272	EGYPT	125	382	232
MALAYSIA	225	341	205	MAURITANIA	58	60	37
SINGAPORE	134	962	578	MALI	221	150	93
PHILIPPINES	278	818	497	SENEGAL	88	51	31
CHINA	4 874	9 176	5 576	CTE D IVOIRE	23	52	31
NORTH KOREA	172	397	246	TOGO	76	63	36
SOUTH KOREA	11 420	16 766	10 138	BENIN	43	75	46
JAPAN	2 983	16 315	9 873	NIGERIA	95	76	47
TAIWAN	689	3 059	1 867	CAMEROON	54	86	52
HONG KONG	3 996	19 036	11 536	ETHIOPIA	12	55	34
AUSTRALIA	668	3 466	2 090	MADAGASCAR	11	129	76
NEW ZEALAND	380	1 500	900	MAURITIUS	6 955	5 357	3 229
UNID COUNTR	393	1 267	757	ZAMBIA	104	190	116
				SOUTH AFRICA	332	1 275	776
				USA	4 842	13 093	7 886
				CANADA	410	1 594	961
				MEXICO	294	1 101	671
				TRINIDAD TOB	27	79	47
				COLOMBIA	150	622	371
				VENEZUELA	28	95	56
				PERU	17	50	30
				BRAZIL	179	521	317
				CHILE	453	1 123	676
				PARAGUAY	2	54	33
				URUGUAY	19	55	33
				ARGENTINA	193	685	401
				CYPRUS	342	856	518
				LEBANON	265	509	305
				SYRIA	1 763	1 372	821
				IRAN	393	1 240	749
				ISRAEL	2 308	6 993	4 234
				SAUDI ARABIA	268	699	413
				KUWAIT	93	352	209
				QATAR	32	94	57
				ARAB EMIRAT	638	2 349	1 424
				OMAN	12	52	32
				PAKISTAN	181	493	302
				INDIA	413	1 361	822
				SRI LANKA	1 021	3 291	1 978
				THAILAND	1 053	3 972	2 391
				VIETNAM	66	231	139
				INDONESIA	192	921	565
				MALAYSIA	269	1 131	685
				SINGAPORE	506	1 567	947
				PHILIPPINES	365	1 842	1 120
				CHINA	834	3 139	1 893
				SOUTH KOREA	361	1 393	838
				JAPAN	1 062	4 410	2 653
				TAIWAN	447	2 783	1 677
				HONG KONG	3 866	16 897	10 240
				MACAO	49	233	142
				AUSTRALIA	432	1 739	1 051
				NEW ZEALAND	780	1 735	1 048
				FIJI	11	65	39
				UNID COUNTR	942	2 309	1 392
655 KNIT.CROCHET.FABRIC NES				656 TULLE,LACE,EMBROIDRY.ETC			
IMPORTS	286 203	690 756	417 574	IMPORTS	90 429	394 660	238 792
FRANCE	16 465	51 969	31 475	FRANCE	10 720	56 469	34 173
BELGIUM LUX	7 568	15 128	9 188	BELGIUM LUX	4 535	7 788	4 716
NETHERLANDS	21 335	41 439	25 067	NETHERLANDS	9 741	13 246	7 928
ITALY	96 084	228 140	137 797	ITALY	8 817	24 230	14 628
UNTD KINGDOM	12 406	29 970	18 101	UNTD KINGDOM	5 228	15 291	9 237
IRELAND	127	172	103	IRELAND	392	1 950	1 160
DENMARK	1 982	5 542	3 363	DENMARK	139	865	523
GREECE	4 143	5 503	3 340	GREECE	232	3 756	2 266
PORTUGAL	1 179	2 972	1 786	PORTUGAL	8 269	10 138	6 160
SPAIN	3 018	8 183	4 947	SPAIN	2 155	6 531	3 975
EU	164 307	389 018	235 167	EU	50 228	140 264	84 766
SWEDEN	1 281	2 282	1 388	SWEDEN	363	1 016	617
FINLAND	491	660	398	FINLAND	404	393	240
SWITZERLAND	12 721	49 854	30 102	SWITZERLAND	8 391	78 596	47 560
AUSTRIA	61 223	166 300	100 727	AUSTRIA	12 398	107 249	65 041
MALTA	534	718	436	TURKEY	1 938	6 271	3 799
TURKEY	4 777	7 594	4 587	POLAND	366	863	525
LATVIA	39	53	33	CZECH REPUBL	3 409	6 691	4 045
POLAND	5 628	12 710	7 680	HUNGARY	71	613	368
CZECH REPUBL	4 535	4 451	2 676	BELARUS	77	247	148
SLOVAKIA	879	780	477	SLOVENIA	390	1 157	694
HUNGARY	2 320	3 879	2 331	MOROCCO	127	165	101
RUSSIA	138	142	86	EGYPT	36	88	53
SLOVENIA	511	1 224	747	USA	2 019	10 783	6 517
CROATIA	36	78	47	CANADA	14	307	190
MACEDONIA	478	911	556	BRAZIL	134	685	403
SOUTH AFRICA	87	125	74	ISRAEL	37	187	112
USA	3 244	14 283	8 656	PAKISTAN	1 736	1 777	1 075
CANADA	841	1 201	724	INDIA	313	5 527	3 327
MEXICO	36	95	57	THAILAND	1 089	1 469	899
COLOMBIA	45	105	63	INDONESIA	339	946	576
BRAZIL	101	158	98	MALAYSIA	51	173	102
IRAN	798	1 444	875	SINGAPORE	7	51	32
PAKISTAN	3 531	2 090	1 258	PHILIPPINES	35	196	120
INDIA	282	239	142	CHINA	1 203	8 347	5 041
SRI LANKA	51	65	39	SOUTH KOREA	717	2 403	1 463
INDONESIA	287	323	196	JAPAN	2 110	5 826	3 512
CHINA	229	824	501	TAIWAN	2 201	10 782	6 499
SOUTH KOREA	3 996	6 848	4 121				
JAPAN	1 061	4 908	2 965				
TAIWAN	11 345	16 567	9 880				
HONG KONG	217	524	317				
EXPORTS	504 715	1 295 729	783 974				
FRANCE	68 429	157 857	95 684				
BELGIUM LUX	25 885	48 412	29 312				
NETHERLANDS	52 344	110 257	66 848				
ITALY	21 879	59 591	36 095				
UNTD KINGDOM	19 377	53 981	32 734				
IRELAND	4 991	19 224	11 490				
DENMARK	8 234	17 115	10 389				
GREECE	17 502	44 715	27 114				
PORTUGAL	12 680	45 981	27 861				
SPAIN	8 179	20 476	12 371				
EU	239 500	577 609	349 898				
CANARY IS	26	92	54				
ICELAND	101	240	140				
NORWAY	1 311	3 230	1 954				
SWEDEN	3 346	7 728	4 679				
FINLAND	2 611	4 366	2 651				
SWITZERLAND	18 171	50 700	30 706				
AUSTRIA	44 452	125 884	76 287				
MALTA	763	1 941	1 168				
TURKEY	10 419	23 072	13 910				
ESTONIA	295	757	454				
LATVIA	215	533	320				
LITHUANIA	1 077	2 503	1 514				
POLAND	36 183	101 353	61 170				
CZECH REPUBL	15 255	48 601	29 316				
SLOVAKIA	4 053	11 156	6 742				
HUNGARY	16 783	47 390	28 602				
ROMANIA	3 771	11 425	6 904				
BULGARIA	3 703	9 442	5 705				
ALBANIA	41	117	70				
UKRAINE	1 643	4 159	2 507				
BELARUS	70	202	124				
MOLDOVA	624	1 078	650				
RUSSIA	3 937	8 084	4 877				
AZERBAIJAN	33	76	45				

6 IMPORTS AND EXPORTS (SPECIAL TRADE) BY GROUPS OF THE SITC-REV. III AND BY COUNTRIES OF PRODUCTION AND CONSUMPTION 1993

GROUP COUNTRY	DT = 100 KG	1 000 DM	1 000 \$	GROUP COUNTRY	DT = 100 KG	1 000 DM	1 000 \$
HONG KONG	111	1 208	731	SWITZERLAND	37 139	107 295	64 912
UNID COUNTR	23	74	46	AUSTRIA	86 922	75 736	45 899
EXPORTS	111 042	486 521	294 050	FAEROE IS	62	50	32
FRANCE	11 949	39 087	23 692	MALTA	70	318	193
BELGIUM LUX	6 720	21 674	13 157	TURKEY	13 674	10 072	6 109
NETHERLANDS	7 026	29 108	17 631	LITHUANIA	105	94	56
ITALY	6 543	32 321	19 567	POLAND	22 638	7 667	4 632
UNTD KINGDOM	3 607	24 483	14 860	CZECH REPUB	62 695	24 704	14 949
IRELAND	311	1 193	712	SLOVAKIA	1 347	1 409	853
DENMARK	2 496	10 492	6 334	HUNGARY	19 418	7 469	4 519
GREECE	2 276	13 427	8 088	ROMANIA	227	483	292
PORTUGAL	3 634	17 145	10 384	BULGARIA	311	267	158
SPAIN	1 908	6 676	4 050	UKRAINE	3 634	536	322
EU	46 470	195 606	118 475	BELARUS	80	100	62
CANARY IS	105	116	69	RUSSIA	1 695	660	398
CEUTA MEL	8	85	48	SLOVENIA	37 018	18 073	10 925
ICELAND	112	550	323	CROATIA	3 477	2 036	1 237
NORWAY	874	3 722	2 242	MACEDONIA	130	144	86
SWEDEN	1 464	6 356	3 838	MOROCCO	1 079	161	99
FINLAND	640	2 536	1 522	TUNISIA	250	869	524
SWITZERLAND	6 001	20 955	12 695	EGYPT	513	121	71
AUSTRIA	16 409	59 366	35 932	KENYA	503	60	37
ANDORRA	4	85	52	TANZANIA	32 053	3 789	2 338
MALTA	251	883	535	MOZAMBIQUE	624	31	55
TURKEY	2 467	12 712	7 695	MADAGASCAR	9 449	1 358	816
ESTONIA	29	218	119	USA	109 427	207 634	125 538
LATVIA	59	362	210	CANADA	19 593	38 377	23 298
LITHUANIA	158	818	484	MEXICO	7 652	5 255	3 190
POLAND	5 149	26 129	15 766	EL SALVADOR	65	99	60
CZECH REPUB	2 788	17 021	10 239	HAITI	1 458	145	91
SLOVAKIA	955	4 101	2 453	JAMAICA	150	196	123
HUNGARY	4 322	19 283	11 649	ECUADOR	19	148	88
ROMANIA	1 469	8 823	5 309	BRAZIL	14 669	1 997	1 227
BULGARIA	356	2 438	1 479	URUGUAY	18	63	40
ALBANIA	9	133	80	ARGENTINA	40	76	45
UKRAINE	340	2 984	1 798	ISRAEL	6 904	6 382	3 857
BELARUS	73	560	330	ARAB EMIRAT	66	58	34
MOLDOVA	15	128	75	PAKISTAN	184	118	68
RUSSIA	547	2 085	1 252	INDIA	2 700	1 061	646
SLOVENIA	2 007	12 142	7 320	BANGLADESH	595	154	93
CROATIA	1 140	7 115	4 293	SRI LANKA	130	63	38
BOS HERZEGOV	18	220	133	THAILAND	1 277	1 198	726
MACEDONIA	591	4 188	2 526	INDONESIA	183	212	129
MOROCCO	1 248	5 923	3 576	MALAYSIA	1 504	641	390
ALGERIA	24	236	141	SINGAPORE	43	71	40
TUNISIA	3 286	14 624	8 825	PHILIPPINES	1 788	772	464
EGYPT	79	413	249	CHINA	3 839	4 267	2 585
MAURITIUS	567	2 197	1 315	SOUTH KOREA	4 683	3 583	2 167
ZAMBIA	103	197	120	JAPAN	30 071	84 063	51 003
SOUTH AFRICA	191	810	490	TAIWAN	14 879	12 595	7 661
USA	2 767	12 407	7 499	HONG KONG	297	598	362
CANADA	258	887	534	UNID COUNTR	117	113	67
MEXICO	655	1 898	1 155	EXPORTS	2 292 667	3 070 084	1 857 246
COLOMBIA	14	250	149	FRANCE	411 530	401 390	242 732
PERU	5	107	62	BELGIUM LUX	170 910	181 140	109 911
BRAZIL	46	1 948	1 176	NETHERLANDS	217 368	220 955	133 850
CHILE	60	394	238	ITALY	158 172	186 802	113 174
ARGENTINA	49	312	191	UNTD KINGDOM	199 922	193 260	116 774
CYPRUS	22	189	114	IRELAND	2 808	6 141	3 730
LEBANON	127	890	541	DENMARK	55 220	66 551	40 323
SYRIA	108	579	360	GREECE	25 501	33 177	20 065
IRAN	64	210	128	PORTUGAL	23 042	51 768	31 296
ISRAEL	919	3 510	2 120	SPAIN	94 468	98 288	59 420
JORDAN	31	69	39	EU	1 358 941	1 439 472	871 275
SAUDI ARABIA	1 031	2 278	1 353	CANARY IS	419	802	493
ARAB EMIRAT	42	185	116	ICELAND	725	1 362	816
PAKISTAN	31	154	91	NORWAY	19 513	32 667	19 809
INDIA	67	947	571	SWEDEN	51 994	78 853	47 738
SRI LANKA	235	1 592	949	FINLAND	31 898	53 342	32 229
THAILAND	79	538	324	SWITZERLAND	82 009	122 622	74 179
VIETNAM	36	510	308	AUSTRIA	108 256	167 261	101 266
INDONESIA	25	246	146	ANDORRA	59	67	41
MALAYSIA	248	1 231	746	MALTA	2 793	6 137	3 710
SINGAPORE	167	761	455	TURKEY	35 070	69 273	41 834
PHILIPPINES	80	652	394	ESTONIA	817	1 274	772
CHINA	226	1 162	699	LATVIA	1 151	1 676	1 014
SOUTH KOREA	60	386	238	LITHUANIA	1 878	2 961	1 783
JAPAN	465	4 296	2 589	POLAND	89 964	153 471	92 627
TAIWAN	201	1 241	749	CZECH REPUB	29 957	65 023	39 362
HONG KONG	746	4 453	2 688	SLOVAKIA	9 273	20 107	12 159
AUSTRALIA	1 161	2 911	1 767	HUNGARY	32 255	52 735	31 876
NEW ZEALAND	56	192	117	ROMANIA	13 235	43 800	26 448
UNID COUNTR	454	2 308	1 378	BULGARIA	8 252	12 665	7 648
657 SPECIAL YARN,TXTL.FABRIC				ALBANIA	143	712	433
IMPORTS	1 590 920	1 696 884	1 026 451	UKRAINE	2 424	5 159	3 110
FRANCE	197 781	183 313	110 899	BELARUS	739	1 178	707
BELGIUM LUX	216 887	228 533	137 978	MOLDOVA	576	1 123	674
NETHERLANDS	154 578	176 758	106 687	RUSSIA	8 691	18 267	11 019
ITALY	174 201	182 810	110 505	AZERBAIJAN	116	164	96
UNTD KINGDOM	94 110	122 396	74 081	KAZAKHSTAN	479	407	248
IRELAND	1 072	6 512	3 928	SLOVENIA	33 689	54 977	33 222
DENMARK	21 110	15 269	9 229	CROATIA	8 155	32 762	19 786
GREECE	3 097	918	554	BOS HERZEGOV	65	282	172
PORTUGAL	61 747	35 932	21 779	MACEDONIA	3 026	8 839	5 360
SPAIN	22 610	28 520	17 263	MOROCCO	7 292	13 162	7 973
EU	947 193	980 961	592 903	ALGERIA	340	2 265	1 353
CEUTA MEL	974	1 131	689	TUNISIA	7 885	23 549	14 229
ICELAND	137	88	54	LIBYA	1 465	2 044	1 236
NORWAY	916	2 903	1 770	EGYPT	3 077	5 822	3 524
SWEDEN	55 650	53 886	32 666	SUDAN	282	201	119
FINLAND	28 207	24 199	14 632	MAURITANIA	77	87	53
				BURKINA FASO	256	328	199
				SENEGAL	169	215	127
				GUINEA	71	62	39

6 IMPORTS AND EXPORTS (SPECIAL TRADE) BY GROUPS OF THE SITC-REV. III AND BY COUNTRIES OF PRODUCTION AND CONSUMPTION 1993

GROUP COUNTRY	DT = 100 KG	1 000 DM	1 000 \$	GROUP COUNTRY	DT = 100 KG	1 000 DM	1 000 \$
CTE D IVOIRE	159	106	86	SLOVAKIA	6 424	5 907	3 554
GHANA	1 136	698	422	HUNGARY	26 297	50 727	30 684
TOGO	104	71	44	ROMANIA	5 815	5 558	3 362
NIGERIA	491	623	377	BULGARIA	12 083	6 710	4 054
CAMEROON	328	489	295	UKRAINE	2 050	1 204	725
CENT AFR REP	48	89	51	BELARUS	1 830	836	510
CONGO	72	91	54	MOLDOVA	2 070	1 328	803
ZAIRE	3	49	31	RUSSIA	4 773	2 875	1 723
ANGOLA	19	128	79	SLOVENIA	31 486	47 818	28 915
KENYA	258	556	338	CROATIA	12 949	15 329	9 276
TANZANIA	3 641	3 557	2 118	BOS HERZEGOV	508	799	487
MADAGASCAR	17	76	45	MACEDONIA	19 039	18 516	11 136
MAURITIUS	236	679	410	MOROCCO	1 805	1 582	953
ZAMBIA	24	102	62	TUNISIA	411	2 524	1 504
ZIMBABWE	198	1 207	734	LIBYA	163	176	110
SOUTH AFRICA	13 164	25 570	15 488	EGYPT	11 209	9 926	5 976
SWAZILAND	7	112	70	SUDAN	99	211	131
USA	65 046	126 731	76 573	KENYA	275	287	172
CANADA	6 455	10 253	6 198	TANZANIA	515	585	346
MEXICO	2 519	11 881	7 191	MADAGASCAR	8	85	52
GUATEMALA	481	426	262	ZIMBABWE	638	770	460
HONDURAS	30	107	62	SOUTH AFRICA	163	471	284
EL SALVADOR	27	53	32	USA	9 531	25 286	15 293
COSTA RICA	365	342	209	CANADA	568	1 245	748
PANAMA	78	193	114	MEXICO	263	629	387
DOMINIC REP	28	96	59	GUATEMALA	61	255	151
JAMAICA	810	311	188	EL SALVADOR	366	672	410
BARBADOS	68	87	52	COLOMBIA	11 603	16 009	9 692
TRINIDAD TOB	479	325	198	VENEZUELA	61	97	70
COLOMBIA	922	2 812	1 702	ECUADOR	58	118	73
VENEZUELA	805	3 162	1 916	PERU	46	229	138
SURINAME	43	57	33	BRAZIL	57 149	95 117	57 676
ECUADOR	148	765	457	CHILE	1	61	38
PERU	314	868	526	CYPRUS	5 440	8 840	5 206
BRAZIL	4 874	12 277	7 416	SYRIA	5 408	6 031	3 636
CHILE	8 206	8 328	5 038	IRAN	4 476	4 511	2 762
BOLIVIA	116	150	91	ISRAEL	7 602	20 078	12 015
PARAGUAY	166	316	195	ARAB EMIRAT	3 829	3 098	1 876
URUGUAY	292	930	562	OMAN	487	957	574
ARGENTINA	5 619	8 493	5 114	AFGHANISTAN	43	149	87
CYPRUS	2 040	1 815	1 102	PAKISTAN	138 382	146 807	88 789
LEBANON	4 826	2 748	1 662	INDIA	129 459	146 897	88 649
SYRIA	3 460	1 263	755	BANGLADESH	26 101	5 530	3 357
IRAN	10 948	11 827	7 170	SRI LANKA	1 312	1 780	1 085
ISRAEL	17 117	19 682	11 902	NEPAL	108	119	72
JORDAN	4 283	2 948	1 776	THAILAND	18 725	25 361	15 368
SAUDI ARABIA	13 442	9 151	5 557	VIETNAM	1 505	6 340	3 852
KUWAIT	1 609	1 561	951	INDONESIA	25 892	31 403	19 046
BAHRAIN	190	404	243	MALAYSIA	4 190	6 683	4 046
QATAR	26	63	40	SINGAPORE	118	315	186
ARAB EMIRAT	7 703	6 975	4 176	PHILIPPINES	4 191	23 066	13 934
OMAN	714	600	363	CHINA	223 101	281 448	170 697
YEMEN	60	62	37	SOUTH KOREA	3 289	7 322	4 458
PAKISTAN	1 080	2 711	1 638	JAPAN	1 436	6 737	4 030
INDIA	2 820	7 996	4 827	TAIWAN	13 405	24 438	14 781
BANGLADESH	58	680	424	HONG KONG	5 106	10 925	6 649
SRI LANKA	1 540	7 745	4 729	MACAO	225	416	253
MYANMAR	15	284	172	AUSTRALIA	225	544	329
THAILAND	9 919	20 447	12 358	NEW ZEALAND	51	453	276
VIETNAM	1 250	13 204	8 020	UNID COUNTR	213	321	193
INDONESIA	5 077	15 506	9 386				
MALAYSIA	1 964	4 464	2 700	EXPORTS	423 257	823 842	498 173
BRUNEI	73	125	73	FRANCE	45 946	79 876	48 446
SINGAPORE	6 274	11 603	7 013	BELGIUM LUX	34 645	46 370	28 092
PHILIPPINES	1 204	2 328	1 402	NETHERLANDS	73 006	128 986	78 084
CHINA	10 266	16 713	10 072	ITALY	38 119	54 979	33 328
NORTH KOREA	189	1 052	638	UNTD KINGDOM	10 536	25 252	15 302
SOUTH KOREA	5 860	16 637	10 035	IRELAND	1 550	1 323	801
JAPAN	50 346	48 063	29 136	DENMARK	17 225	20 221	12 241
TAIWAN	9 876	15 442	9 293	GREECE	4 973	8 077	4 875
HONG KONG	31 329	78 924	47 858	PORTUGAL	2 068	6 540	3 945
AUSTRALIA	7 658	18 586	11 210	SPAIN	6 279	11 230	6 805
NEW ZEALAND	835	2 474	1 506	EU	234 347	382 854	231 919
NEW CALEDON	21	314	190	CANARY IS	457	1 017	613
FR POLYNESIA	59	77	48	ICELAND	209	520	305
SHIPS SUPPL	50	117	73	NORWAY	4 298	7 959	4 795
UNID COUNTR	2 665	4 408	2 659	SWEDEN	7 822	12 740	7 743
				FINLAND	1 738	3 805	2 299
658 TEXTILE ARTICLES NES				SWITZERLAND	41 676	117 524	71 067
IMPORTS	1 543 454	2 224 949	1 346 601	AUSTRIA	50 339	133 125	80 544
FRANCE	23 635	59 848	36 132	ANDORRA	24	94	56
BELGIUM LUX	49 542	75 732	46 942	VATICAN CITY	7	51	31
NETHERLANDS	51 834	64 627	39 063	MALTA	82	269	165
ITALY	30 881	63 842	38 624	TURKEY	2 999	5 710	3 438
UNTD KINGDOM	19 456	90 683	55 390	ESTONIA	512	325	195
IRELAND	3 645	6 409	3 857	LATVIA	264	607	361
DENMARK	11 015	54 972	33 106	LITHUANIA	588	476	291
GREECE	40 219	54 476	33 106	POLAND	15 399	25 696	15 512
PORTUGAL	75 602	127 752	77 115	CZECH REPUBL	11 008	18 922	11 348
SPAIN	5 919	9 459	5 705	SLOVAKIA	386	1 125	681
EU	311 748	576 800	349 455	HUNGARY	5 245	12 412	7 477
CANARY IS	37	58	36	ROMANIA	1 159	2 646	1 532
ICELAND	81	379	229	BULGARIA	265	1 021	609
NORWAY	471	898	547	UKRAINE	576	1 271	751
SWEDEN	5 370	10 430	6 336	BELARUS	767	492	294
FINLAND	2 299	3 361	2 033	MOLDOVA	186	245	142
SWITZERLAND	15 173	58 183	35 246	RUSSIA	5 540	8 980	5 398
AUSTRIA	39 231	89 088	54 048	KAZAKHSTAN	614	674	406
TURKEY	167 768	203 584	122 993	SLOVENIA	2 021	5 203	3 134
ESTONIA	5 803	4 027	2 427	CROATIA	3 216	3 079	1 856
LATVIA	6 585	4 060	2 436	SERB MONTNEG	377	268	160
LITHUANIA	2 332	2 017	1 219	MACEDONIA	203	544	325
POLAND	76 864	101 472	61 313	MOROCCO	942	3 565	2 163
CZECH REPUBL	64 931	86 012	51 981	TUNISIA	564	2 170	1 310
				LIBYA	1 564	1 726	1 023

6 IMPORTS AND EXPORTS (SPECIAL TRADE) BY GROUPS OF THE SITC-REV. III AND BY COUNTRIES OF PRODUCTION AND CONSUMPTION 1993

GROUP COUNTRY	DT = 100 KG	1 000 DM	1 000 \$	GROUP COUNTRY	DT = 100 KG	1 000 DM	1 000 \$
EGYPT	79	306	184	IRAN	81 523	522 232	316 269
SUDAN	184	116	71	ISRAEL	7 362	17 394	10 504
GHANA	237	110	66	BAHRAIN	21	191	116
NIGERIA	11	59	36	ARAB EMIRAT	21	105	64
RWANDA	65	90	54	AFGHANISTAN	8 479	18 373	11 097
ETHIOPIA	39	63	37	PAKISTAN	11 887	46 182	27 940
UGANDA	56	197	115	INDIA	293 110	420 362	254 363
TANZANIA	80	115	67	BANGLADESH	74	62	38
ZAMBIA	10	61	38	SRI LANKA	3 080	1 077	651
SOUTH AFRICA	447	1 096	682	NEPAL	139 844	308 980	186 696
USA	9 611	20 342	12 286	THAILAND	209	793	476
CANADA	544	1 421	854	VIETNAM	675	1 088	664
MEXICO	203	505	301	INDONESIA	204	201	118
GUATEMALA	26	75	45	PHILIPPINES	49	245	146
DOMINIC REP	5	51	32	CHINA	58 264	132 587	80 313
NETH ANTILL	23	49	30	JAPAN	112	371	218
COLOMBIA	56	160	93	TAIWAN	118	141	86
VENEZUELA	227	308	185	HONG KONG	114	595	363
SURINAME	89	97	57	UNID COUNTR	30	94	58
BRAZIL	176	361	214				
CHILE	185	441	266	EXPORTS	723 342	757 102	458 054
URUGUAY	17	82	49				
ARGENTINA	1 563	1 923	1 163	FRANCE	55 011	70 465	42 701
CYPRUS	178	465	270	BELGIUM LUX	83 093	68 926	41 729
LEBANON	381	660	400	NETHERLANDS	140 597	128 144	77 577
IRAQ	368	72	45	ITALY	24 707	27 369	16 602
IRAN	33	87	52	UNTD KINGDOM	35 555	32 870	19 885
ISRAEL	2 723	2 597	1 556	IRELAND	2 040	1 765	1 068
JORDAN	68	169	104	DENMARK	36 265	27 556	16 639
SAUDI ARABIA	955	2 490	1 486	GREECE	7 995	18 381	11 093
KUWAIT	179	720	433	PORTUGAL	3 206	4 894	2 957
BAHRAIN	75	139	84	SPAIN	15 442	18 256	11 064
QATAR	146	178	101	EU	403 911	398 626	241 315
ARAB EMIRAT	384	1 332	803	CANARY IS	1 114	1 950	1 191
OMAN	52	127	77	ICELAND	1 487	971	589
PAKISTAN	165	145	85	NORWAY	13 296	11 473	6 939
INDIA	228	129	76	SWEDEN	26 090	20 754	12 565
BANGLADESH	2	103	61	FINLAND	7 437	5 086	3 075
MALDIVES	4	52	30	SWITZERLAND	76 615	118 856	71 966
SRI LANKA	86	243	145	AUSTRIA	73 934	88 545	53 559
THAILAND	357	2 238	1 345	FAEROE IS	338	219	134
INDONESIA	33	207	122	ANDORRA	202	1 303	813
MALAYSIA	39	239	143	MALTA	127	100	62
SINGAPORE	825	2 175	1 304	TURKEY	3 428	9 432	5 654
PHILIPPINES	114	1 472	887	ESTONIA	325	213	127
CHINA	257	531	314	LATVIA	741	492	298
SOUTH KOREA	1 431	1 791	1 079	LITHUANIA	1 781	1 147	689
JAPAN	1 833	10 682	6 436	POLAND	14 390	8 355	5 048
TAIWAN	285	1 064	640	CZECH REPUB	8 151	7 018	4 244
HONG KONG	628	2 669	1 624	SLOVAKIA	920	858	521
AUSTRALIA	399	1 836	1 116	HUNGARY	12 623	6 285	3 796
NEW ZEALAND	125	271	168	ROMANIA	2 709	1 264	759
UNID COUNTR	1 141	2 818	1 702	BULGARIA	2 910	1 323	791
				ALBANIA	58	57	35
				UKRAINE	5 299	2 962	1 785
				BELARUS	1 012	694	416
				RUSSIA	21 092	12 996	7 867
				KAZAKHSTAN	660	434	260
				TURKMENISTAN	130	1 353	797
				UZBEKISTAN	784	715	424
				SLOVENIA	2 469	2 164	1 308
				CROATIA	2 397	2 362	1 431
				MACEDONIA	33	171	102
				MOROCCO	10	125	76
				TUNISIA	43	283	170
				EGYPT	118	363	215
				NIGERIA	313	503	308
				SOUTH AFRICA	838	945	567
				USA	9 225	11 632	7 019
				CANADA	3 027	3 384	2 034
				MEXICO	808	1 195	720
				COLOMBIA	23	69	44
				VENEZUELA	150	1 195	730
				PERU	24	64	39
				BRAZIL	387	1 507	911
				CHILE	1 570	1 042	636
				PARAGUAY	119	293	180
				ARGENTINA	431	580	349
				CYPRUS	223	351	210
				LEBANON	1 259	843	508
				IRAN	956	5 779	3 506
				ISRAEL	755	865	521
				SAUDI ARABIA	2 952	3 131	1 860
				KUWAIT	533	576	345
				BAHRAIN	41	52	31
				QATAR	91	131	79
				ARAB EMIRAT	744	994	592
				AFGHANISTAN	85	255	154
				PAKISTAN	69	257	159
				INDIA	58	192	119
				THAILAND	270	349	212
				INDONESIA	531	102	61
				MALAYSIA	472	289	170
				SINGAPORE	1 747	1 127	677
				CHINA	184	292	179
				SOUTH KOREA	420	499	300
				JAPAN	2 988	3 665	2 206
				TAIWAN	1 347	1 211	725
				HONG KONG	1 236	1 277	776
				MACAO	44	55	33
				AUSTRALIA	623	1 137	688
				AUST OCEANIA	384	233	140
				NEW ZEALAND	43	172	104
				UNID COUNTR	1 092	1 365	818

659 FLOOR COVERINGS, ETC.

IMPORTS	2 826 634	2 936 663	1 776 093
FRANCE	95 302	45 129	27 300
BELGIUM LUX	1 278 607	693 739	419 426
NETHERLANDS	440 354	218 842	132 219
ITALY	38 185	28 566	17 294
UNTD KINGDOM	31 340	29 440	17 728
IRELAND	13 006	9 664	5 838
DENMARK	51 263	54 262	32 876
GREECE	5 538	4 886	2 943
PORTUGAL	12 730	13 576	8 231
SPAIN	2 869	3 597	2 187
EU	1 969 194	1 101 701	666 042
SWEDEN	2 719	2 050	1 241
FINLAND	497	2 055	1 252
SWITZERLAND	54 901	75 749	45 799
AUSTRIA	87 492	75 537	45 709
TURKEY	8 954	77 257	46 571
POLAND	895	440	267
CZECH REPUB	3 304	3 047	1 844
SLOVAKIA	1 126	892	539
HUNGARY	10 128	10 609	6 415
ROMANIA	876	2 140	1 297
BULGARIA	147	193	117
ALBANIA	73	515	310
UKRAINE	134	253	151
MOLDOVA	885	740	447
RUSSIA	433	3 303	1 990
ARMENIA	111	1 087	657
AZERBAIJAN	444	2 895	1 757
KAZAKHSTAN	173	204	124
TURKMENISTAN	345	4 328	2 637
UZBEKISTAN	505	288	175
SLOVENIA	194	280	166
CROATIA	724	1 354	816
MOROCCO	42 162	50 520	30 552
TUNISIA	2 050	22 502	13 565
EGYPT	13 745	10 156	6 126
SOUTH AFRICA	323	902	540
NAMIBIA	7	55	33
USA	9 391	9 599	5 816
CANADA	1 112	528	314
MEXICO	1 688	850	507
COSTA RICA	86	253	148
COLOMBIA	176	193	118
PERU	32	92	56
BRAZIL	6 014	2 164	1 303
LEBANON	40	199	119
SYRIA	65	86	51
IRAQ	5	59	36

6 IMPORTS AND EXPORTS (SPECIAL TRADE) BY GROUPS OF THE SITC-REV. III AND BY COUNTRIES OF PRODUCTION AND CONSUMPTION 1993

GROUP COUNTRY	DT = 100 KG	1 000 DM	1 000 \$	GROUP COUNTRY	DT = 100 KG	1 000 DM	1 000 \$
660 CPL IND PLANT CHAPTER 68				LIBYA			
EXPORTS	434	101	60	EGYPT	60 229	900	544
RUSSIA	434	101	60	GAMBIA	141 067	2 593	1 561
661 LIME,CEMENT,CONSTR.MATRL				GHANA	148	61	36
IMPORTS	98 518 025	1 788 889	1 080 566	NIGERIA	73 674	1 527	915
FRANCE	5 784 244	135 762	82 242	GABON	568 757	8 229	4 998
BELGIUM LUX	10 324 900	141 902	85 744	CONGO	20 010	331	200
NETHERLANDS	1 945 356	47 115	28 505	SOUTH AFRICA	30 040	477	291
ITALY	4 454 402	532 286	322 070	USA	5 338	468	285
UNITD KINGDOM	140 519	18 003	9 672	CANADA	16 891	6 121	3 671
IRELAND	13 222	844	505	MEXICO	1 031	113	66
DENMARK	3 961 503	43 250	26 170	TRINIDAD TOB	1 119	523	312
GREECE	117 218	20 998	12 612	NETH ANTILL	65 258	1 409	846
PORTUGAL	2 690 550	59 216	35 891	VENEZUELA	248	68	41
SPAIN	1 028 269	104 592	62 903	BRAZIL	119	71	42
EU	30 460 183	1 101 968	666 314	ARGENTINA	74	121	72
NORWAY	1 132 275	14 765	8 922	IRAN	76 450	855	500
SWEDEN	46 190	4 409	2 665	ISRAEL	193	54	32
FINLAND	47 884	6 598	3 983	SAUDI ARABIA	38 564	941	570
SWITZERLAND	520 020	24 780	14 989	QATAR	4 575	588	360
AUSTRIA	785 972	44 546	26 883	ARAB EMIRAT	55 000	798	481
TURKEY	357 192	16 920	10 230	THAILAND	49 591	903	547
ESTONIA	525 593	1 365	819	INDONESIA	387	145	89
LATVIA	12 838	79	48	SINGAPORE	2 063	293	178
LITHUANIA	1 971	89	52	SOUTH KOREA	1 829	379	225
POLAND	32 966 178	230 574	138 846	JAPAN	1 776	790	480
CZECH REPUBL	21 075 047	188 797	114 010	TAIWAN	9 881	3 054	1 855
SLOVAKIA	8 721 796	82 279	49 483	HONG KONG	285	107	64
HUNGARY	160 512	5 862	3 546	AUSTRALIA	1 104	395	240
ROMANIA	116 232	2 411	1 463	UNID COUNTR	314	123	73
BULGARIA	141 036	2 512	1 512		18 089	588	351
UKRAINE	7 280	542	323	662 CLAY,REFRCT.CONSTR.MATRL			
RUSSIA	16 574	512	308	IMPORTS	30 153 856	1 958 923	1 183 924
SLOVENIA	53 345	3 865	2 330	FRANCE	4 454 672	231 366	139 885
CROATIA	105 801	4 928	2 992	BELGIUM LUX	1 225 530	70 847	42 784
MACEDONIA	4 272	413	250	NETHERLANDS	5 481 047	182 166	110 229
MOROCCO	137	108	64	ITALY	9 067 498	964 413	582 808
KENYA	227	163	98	UNITD KINGDOM	229 890	22 467	13 563
ZIMBABWE	94	98	59	IRELAND	19 193	1 783	1 075
SOUTH AFRICA	12 509	1 556	944	DENMARK	1 503 493	31 108	18 809
USA	12 226	1 869	1 121	GREECE	14 637	1 306	789
CANADA	16 550	952	570	PORTUGAL	206 951	19 075	11 546
MEXICO	777	160	98	SPAIN	896 394	92 342	55 803
PERU	63	86	51	EU	23 099 305	1 616 873	977 291
BRAZIL	54 182	4 396	2 643	NORWAY	186 526	8 038	4 841
CHILE	109	57	35	SWEDEN	88 962	6 992	4 239
ARGENTINA	5 508	264	159	FINLAND	5 831	517	316
IRAN	1 359	146	88	SWITZERLAND	435 276	26 118	15 770
ISRAEL	1 259	112	69	AUSTRIA	861 900	83 962	50 655
PAKISTAN	1 073	521	313	TURKEY	836 057	57 332	34 703
INDIA	649 933	23 073	13 963	LITHUANIA	1 119	69	41
THAILAND	1 176	283	175	POLAND	147 987	5 820	3 520
VIETNAM	32 598	921	558	CZECH REPUBL	3 389 143	51 637	31 173
INDONESIA	594	84	50	SLOVAKIA	381 854	24 225	14 584
MALAYSIA	723	134	82	HUNGARY	234 077	23 166	14 008
SINGAPORE	181	49	30	ROMANIA	620	48	30
PHILIPPINES	3 358	877	527	BULGARIA	97 924	6 328	3 814
CHINA	443 055	10 603	6 392	RUSSIA	1 238	54	31
JAPAN	3 280	373	228	SLOVENIA	59 120	3 956	2 402
TAIWAN	13 350	3 312	2 002	CROATIA	81 507	9 969	6 039
HONG KONG	278	70	43	MACEDONIA	67 543	4 822	2 908
UNID COUNTR	2 798	93	55	USA	19 996	7 745	4 640
EXPORTS	26 497 897	550 642	333 012	CANADA	6 960	462	281
FRANCE	2 360 019	48 350	29 361	BRAZIL	78 200	6 532	4 005
BELGIUM LUX	4 111 682	76 484	46 475	URUGUAY	2 797	301	183
NETHERLANDS	15 847 792	228 134	137 852	ARGENTINA	30 582	2 622	1 590
ITALY	123 323	9 576	5 775	ISRAEL	723	469	285
UNITD KINGDOM	304 475	18 033	10 875	INDIA	1 911	173	106
IRELAND	8 229	538	325	THAILAND	30 554	3 768	2 286
DENMARK	244 280	8 931	5 399	INDONESIA	1 392	109	66
GREECE	1 812	249	148	MALAYSIA	1 089	123	76
PORTUGAL	3 733	892	536	PHILIPPINES	96	111	68
SPAIN	27 812	3 019	1 837	CHINA	380	67	41
EU	23 033 157	394 206	238 583	SOUTH KOREA	1 360	207	128
CANARY IS	215	52	32	JAPAN	16 728	6 026	3 634
ICELAND	1 456	80	47	AM OCEANIA	403	47	30
NORWAY	76 043	1 334	810	EXPORTS	13 742 160	1 552 727	939 337
SWEDEN	66 595	3 923	2 365	FRANCE	1 970 022	225 618	136 603
FINLAND	10 125	579	348	BELGIUM LUX	1 636 072	127 838	77 344
SWITZERLAND	870 226	42 125	25 443	NETHERLANDS	867 651	81 085	49 102
AUSTRIA	666 416	41 736	25 183	ITALY	1 140 036	104 576	63 356
MALTA	1 583	70	44	UNITD KINGDOM	254 625	40 292	24 380
TURKEY	20 039	2 313	1 399	IRELAND	14 546	2 438	1 467
LATVIA	9 355	286	174	DENMARK	133 392	18 702	11 317
LITHUANIA	1 161	90	55	GREECE	85 087	14 770	8 922
POLAND	156 699	14 670	8 888	PORTUGAL	35 161	6 232	3 759
CZECH REPUBL	77 849	7 994	4 830	SPAIN	222 652	28 557	17 313
SLOVAKIA	7 717	732	442	EU	6 359 244	650 108	393 573
HUNGARY	47 933	2 535	1 513	CANARY IS	12 395	632	378
ROMANIA	665	191	115	ICELAND	4 861	849	508
BULGARIA	10 346	196	120	NORWAY	103 549	11 147	6 748
UKRAINE	1 422	148	86	SWEDEN	218 342	27 623	16 717
BELARUS	1 127	48	30	FINLAND	178 095	23 006	13 907
RUSSIA	37 458	1 236	748	SWITZERLAND	1 038 918	70 842	42 796
KAZAKHSTAN	206	107	65	AUSTRIA	1 314 868	117 935	71 387
SLOVENIA	1 753	185	109	ANDORRA	315	85	53
CROATIA	1 410	209	125	MALTA	1 072	211	127
ALGERIA	121 302	1 737	1 042	TURKEY	148 553	24 483	14 865
TUNISIA	16 096	254	153	LATVIA	3 064	346	210
				LITHUANIA	7 678	1 033	625
				POLAND	427 967	37 058	22 406
				CZECH REPUBL	144 483	23 947	14 442

6 IMPORTS AND EXPORTS (SPECIAL TRADE) BY GROUPS OF THE SITC-REV. III AND BY COUNTRIES OF PRODUCTION AND CONSUMPTION 1993

GROUP COUNTRY	DT = 100 KG	1 000 DM	1 000 \$	GROUP COUNTRY	DT = 100 KG	1 000 DM	1 000 \$
SLOVAKIA	25 410	4 876	2 951	663 MINERAL MANUFACTURES,NES			
HUNGARY	66 271	11 743	7 099	IMPORTS	22 165 235	1 759 006	1 063 441
ROMANIA	56 197	7 520	4 572	FRANCE	1 702 515	162 098	98 079
BULGARIA	14 843	4 408	2 650	BELGIUM LUX	2 205 328	218 578	131 985
ALBANIA	2 071	238	142	NETHERLANDS	1 803 220	118 414	71 671
UKRAINE	9 399	1 603	957	ITALY	1 009 715	128 573	77 853
BELARUS	3 252	330	196	UNTD KINGDOM	274 223	109 567	66 160
MOLDOVA	953	364	217	IRELAND	5 755	7 423	4 498
RUSSIA	216 163	34 713	20 744	DENMARK	4 482 496	164 110	99 081
KAZAKHSTAN	471	275	168	GREECE	2 087	11 971	7 263
SLOVENIA	41 500	7 431	4 492	PORTUGAL	25 412	8 118	4 932
CROATIA	33 848	6 403	3 892	SPAIN	108 407	35 169	21 298
MACEDONIA	9 531	1 133	683	EU	11 619 158	964 021	582 820
MOROCCO	31 292	3 823	2 320	ICELAND	4 849	411	247
ALGERIA	32 299	3 831	2 286	NORWAY	261 758	14 291	8 663
TUNISIA	30 397	4 953	2 965	SWEDEN	311 166	25 505	15 389
LIBYA	100 977	13 981	8 504	FINLAND	142 308	24 475	14 831
EGYPT	110 281	12 518	7 505	SWITZERLAND	138 099	64 152	38 776
MAURITANIA	681	79	48	AUSTRIA	2 473 862	209 930	126 941
MALI	1 306	120	72	MALTA	333	148	89
SENEGAL	1 818	282	168	TURKEY	9 111	2 810	1 716
CTE D IVOIRE	524	64	37	POLAND	2 242 792	39 422	23 769
GHANA	1 510	173	104	CZECH REPUB	3 617 151	68 193	41 106
BENIN	2 886	316	195	SLOVAKIA	668 328	13 568	8 171
NIGERIA	18 164	3 385	2 071	HUNGARY	50 727	10 495	6 364
CAMEROON	3 092	247	152	ROMANIA	1 187	199	120
GABON	298	66	39	BULGARIA	896	232	140
CONGO	721	84	49	UKRAINE	1 823	79	49
ZAIRE	999	179	108	BELARUS	19 377	85	51
ANGOLA	3 890	606	373	RUSSIA	1 180	477	293
ETHIOPIA	7 986	831	493	SLOVENIA	297 764	32 825	19 803
KENYA	9 373	2 025	1 217	CROATIA	51 830	4 668	2 815
TANZANIA	3 673	554	328	MACEDONIA	4 999	1 244	750
MADAGASCAR	807	70	42	MOROCCO	291	185	111
REUNION	352	87	53	TUNISIA	305	53	32
ZAMBIA	2 097	217	131	EGYPT	107	68	40
ZIMBABWE	1 526	192	119	SOUTH AFRICA	1 272	966	581
MALAWI	1 642	184	108	USA	115 106	124 823	75 528
SOUTH AFRICA	126 068	17 320	10 504	CANADA	2 186	981	597
NAMIBIA	758	98	61	MEXICO	52	86	50
USA	431 359	68 686	41 401	GUATEMALA	119	126	76
CANADA	60 561	8 047	4 876	PERU	57	49	31
MEXICO	80 314	16 380	10 013	BRAZIL	11 134	10 051	6 074
GUATEMALA	7 428	994	595	CHILE	25	63	37
BELIZE	143	101	59	URUGUAY	44	130	78
HONDURAS	5 729	773	473	ISRAEL	2 347	4 366	2 629
EL SALVADOR	5 397	628	384	KUWAIT	1 148	494	308
COSTA RICA	326	57	34	INDIA	1 842	2 218	1 338
PANAMA	1 907	227	132	THAILAND	6 635	1 102	666
HAITI	1 272	183	113	VIETNAM	1 760	374	228
DOMINIC REP	3 435	694	414	INDONESIA	436	194	118
GUADELOUPE	2 430	244	146	MALAYSIA	15 582	1 620	983
MARTINIQUE	1 499	251	152	SINGAPORE	44	205	124
JAMAICA	2 564	335	199	PHILIPPINES	7 411	1 456	880
TRINIDAD TOB	5 785	1 073	660	CHINA	14 579	5 883	3 528
NETH ANTILL	1 052	128	78	SOUTH KOREA	3 914	37 046	22 421
COLOMBIA	26 501	3 091	1 834	JAPAN	13 539	84 004	50 939
VENEZUELA	70 049	14 064	8 526	TAIWAN	3 711	3 576	2 145
FRENCH GUIAN	373	188	110	HONG KONG	246	223	131
ECUADOR	4 550	594	355	AUSTRALIA	290	537	320
PERU	15 244	3 124	1 886	UNID COUNTR	40 774	526	323
BRAZIL	17 144	5 643	3 460	EXPORTS	15 791 149	2 531 443	1 530 398
CHILE	15 070	2 569	1 568	FRANCE	3 257 213	311 273	188 383
BOLIVIA	13 614	2 106	1 239	BELGIUM LUX	1 876 627	141 089	85 427
URUGUAY	1 493	224	135	NETHERLANDS	3 537 047	197 833	119 835
ARGENTINA	16 754	5 434	3 282	ITALY	712 359	207 886	125 968
CYPRUS	13 671	1 531	924	UNTD KINGDOM	306 763	189 122	114 129
LEBANON	6 206	873	526	IRELAND	14 095	14 181	8 563
SYRIA	15 496	2 034	1 248	DENMARK	210 541	45 898	27 810
IRAN	281 778	37 875	22 811	GREECE	24 171	12 344	7 459
ISRAEL	32 238	4 517	2 728	PORTUGAL	25 283	21 099	12 807
JORDAN	13 650	1 445	874	SPAIN	102 300	68 329	41 380
SAUDI ARABIA	271 813	28 182	17 122	EU	10 066 399	1 209 054	731 761
KUWAIT	20 344	2 501	1 503	CANARY IS	1 949	753	448
BAHRAIN	4 761	1 531	919	ICELAND	2 934	2 072	1 232
QATAR	15 654	2 198	1 345	NORWAY	111 375	20 332	12 275
ARAB EMIRAT	80 677	9 528	5 764	SWEDEN	114 107	72 802	44 020
OMAN	8 712	1 186	721	FINLAND	25 944	20 636	12 465
YEMEN	7 888	813	476	SWITZERLAND	2 482 346	182 693	110 454
PAKISTAN	70 154	7 594	4 622	AUSTRIA	1 707 148	231 630	140 027
INDIA	42 879	7 345	4 452	MALTA	2 053	832	499
BANGLADESH	1 808	396	232	TURKEY	57 180	29 333	17 689
SRI LANKA	289	147	90	ESTONIA	233	130	75
MYANMAR	5 860	691	414	LATVIA	3 310	617	375
THAILAND	66 580	10 746	6 439	LITHUANIA	1 718	183	105
VIETNAM	16 371	2 061	1 241	POLAND	174 330	39 447	23 856
INDONESIA	235 793	38 055	23 143	CZECH REPUB	107 961	45 070	27 193
MALAYSIA	130 626	18 180	10 988	SLOVAKIA	15 974	7 531	4 546
BRUNEI	3 245	418	249	HUNGARY	40 341	19 681	11 900
SINGAPORE	110 152	9 461	5 740	ROMANIA	9 666	7 647	4 618
PHILIPPINES	24 923	3 613	2 197	BULGARIA	4 358	2 963	1 778
CHINA	59 261	12 317	7 430	UKRAINE	3 316	1 049	630
NORTH KOREA	2 100	263	155	BELARUS	4 505	1 873	1 115
SOUTH KOREA	141 630	22 580	13 662	RUSSIA	55 004	13 364	8 095
JAPAN	47 365	8 380	5 104	KAZAKHSTAN	48	99	60
TAIWAN	118 796	17 250	10 460	TURKMENISTAN	3 332	165	100
HONG KONG	68 685	12 410	7 514	SLOVENIA	71 721	13 403	8 124
AUSTRALIA	57 806	10 045	6 089	CROATIA	6 859	4 574	2 746
PAPUA NEW G	1 942	351	215	BOS HERZEGOV	420	77	48
NEW ZEALAND	6 969	1 273	762	MACEDONIA	3 677	2 038	1 228
NEW CALEDON	2 112	370	227	MOROCCO	1 550	914	547
FIJI	1 156	171	105	ALGERIA	3 192	2 615	1 576
FR POLYNESIA	598	67	41				
UNID COUNTR	19 265	1 566	942				

6 IMPORTS AND EXPORTS (SPECIAL TRADE) BY GROUPS OF THE SITC-REV. III AND BY COUNTRIES OF PRODUCTION AND CONSUMPTION 1993

GROUP COUNTRY	DT = 100 KG	1 000 DM	1 000 \$	GROUP COUNTRY	DT = 100 KG	1 000 DM	1 000 \$
TUNISIA	5 663	1 765	1 052	SWITZERLAND	112 245	53 301	32 292
LIBYA	2 778	1 423	854	AUSTRIA	177 537	39 455	23 874
EGYPT	9 541	4 745	2 876	TURKEY	172 912	11 857	7 181
SUDAN	405	197	116	ESTONIA	4 888	1 624	984
MALI	52	56	35	LITHUANIA	1 744	80	49
SENEGAL	140	60	39	POLAND	320 440	21 757	13 158
CTE D IVOIRE	254	259	157	CZECH REPUB	468 047	44 418	26 886
GHANA	638	453	270	SLOVAKIA	25 931	6 368	3 848
BENIN	127	75	46	HUNGARY	236 598	23 210	14 070
NIGERIA	12 719	11 879	7 106	ROMANIA	37 722	3 007	1 828
CAMEROON	466	503	303	BULGARIA	493	134	81
GABON	195	241	147	UKRAINE	24 804	1 113	674
CONGO	34	61	37	BELARUS	929	63	38
ZAIRE	46	119	73	RUSSIA	55 897	3 310	2 012
BURUNDI	34	67	39	SLOVENIA	50 107	8 779	5 304
ETHIOPIA	514	839	502	CROATIA	1 077	178	105
KENYA	281	254	152	MACEDONIA	473	103	62
UGANDA	129	152	93	TUNISIA	559	229	138
TANZANIA	292	80	49	CTE D IVOIRE	726	52	32
REUNION	208	143	85	SOUTH AFRICA	31 006	6 274	3 790
MAURITIUS	318	264	153	USA	118 989	81 065	49 119
ZAMBIA	72	104	61	CANADA	23 501	17 542	10 659
ZIMBABWE	206	164	97	MEXICO	1 829	521	313
SOUTH AFRICA	33 379	22 525	13 603	PERU	28	51	30
USA	124 157	189 803	114 633	BRAZIL	2 849	761	462
CANADA	22 000	23 027	13 866	ISRAEL	1 534	912	550
MEXICO	11 918	14 425	8 703	KUWAIT	2 136	886	533
GUATEMALA	1 413	1 489	893	INDIA	449	176	102
HONDURAS	261	274	166	THAILAND	750	452	271
EL SALVADOR	927	918	552	INDONESIA	269	144	85
NICARAGUA	53	64	39	SINGAPORE	72	155	95
COSTA RICA	1 429	1 415	855	PHILIPPINES	767	184	112
PANAMA	209	207	125	CHINA	11 527	8 676	5 233
CUBA	49	153	92	SOUTH KOREA	2 001	1 606	973
HAITI	165	98	60	JAPAN	95 879	71 749	43 564
DOMINIC REP	2 216	1 453	873	TAIWAN	14 857	9 711	5 862
GUADELOUPE	621	60	36	HONG KONG	6 639	2 483	1 510
MARTINIQUE	33	125	75	AUSTRALIA	22 365	6 583	3 963
TRINIDAD TOB	170	160	98	EXPORTS	9 435 437	2 078 203	1 258 188
NETH ANTILL	393	110	65	FRANCE	1 049 484	351 749	213 039
COLOMBIA	2 534	1 598	958	BELGIUM LUX	683 482	149 071	90 460
VENEZUELA	5 068	3 035	1 813	NETHERLANDS	637 769	162 288	98 291
ECUADOR	1 189	945	568	ITALY	2 448 003	260 923	158 406
PERU	649	852	520	UNITD KINGDOM	718 819	183 238	110 968
BRAZIL	10 973	21 402	12 962	IRELAND	30 097	9 948	6 043
CHILE	5 495	3 818	2 296	DENMARK	242 214	41 122	24 902
BOLIVIA	100	136	81	GREECE	28 629	6 656	4 016
PARAGUAY	172	198	118	PORTUGAL	27 194	6 710	4 072
URUGUAY	335	342	205	SPAIN	160 245	48 439	29 366
ARGENTINA	5 281	6 831	4 107	EU	6 025 936	1 220 144	739 563
CYPRUS	3 126	1 149	690	CANARY IS.	3 582	560	336
LEBANON	2 184	1 571	944	ICELAND	7 673	1 040	630
SYRIA	4 413	2 711	1 629	NORWAY	156 905	19 873	12 023
IRAN	45 411	26 310	15 882	SWEDEN	292 111	69 835	42 317
ISRAEL	15 230	18 877	11 430	FINLAND	183 455	27 794	16 825
JORDAN	2 300	1 773	1 055	SWITZERLAND	402 672	107 781	65 232
SAUDI ARABIA	20 005	12 732	7 660	AUSTRIA	844 075	164 664	99 628
KUWAIT	3 804	2 187	1 318	MALTA	935	198	116
BAHRAIN	13 566	1 100	669	TURKEY	24 565	12 714	7 658
QATAR	962	459	273	ESTONIA	871	157	93
ARAB EMIRAT	10 594	6 103	3 684	LATVIA	432	234	141
OMAN	856	502	299	LITHUANIA	131	161	93
YEMEN	668	462	277	POLAND	121 897	29 760	17 952
PAKISTAN	3 648	2 954	1 779	CZECH REPUB	149 519	18 973	11 525
INDIA	5 919	10 662	6 412	SLOVAKIA	90 472	4 536	2 736
BANGLADESH	72	139	86	HUNGARY	28 160	14 970	9 059
SRI LANKA	1 264	2 575	1 548	ROMANIA	8 801	3 740	2 255
MYANMAR	179	406	243	BULGARIA	1 511	1 450	869
THAILAND	16 636	15 059	9 113	UKRAINE	866	335	203
VIETNAM	444	709	428	BELARUS	139	171	100
INDONESIA	17 634	10 686	6 434	RUSSIA	6 051	5 980	3 610
MALAYSIA	11 453	12 724	7 682	KAZAKHSTAN	110	68	40
SINGAPORE	33 332	19 173	11 544	TURKMENISTAN	34	650	397
PHILIPPINES	2 912	2 525	1 534	SLOVENIA	9 757	4 325	2 618
CHINA	3 292	7 019	4 249	CROATIA	33 066	5 186	3 130
NORTH KOREA	88	109	66	MACEDONIA	1 411	560	342
SOUTH KOREA	28 759	22 677	13 705	MOROCCO	1 174	1 201	719
JAPAN	13 885	23 588	14 261	ALGERIA	2 317	573	342
TAIWAN	41 847	29 655	17 922	TUNISIA	3 034	1 241	754
HONG KONG	12 516	13 371	8 057	LIBYA	132	188	115
AUSTRALIA	22 758	18 396	11 112	EGYPT	3 010	884	528
PAPUA NEW G	33	130	78	SUDAN	206	55	34
NEW ZEALAND	1 532	1 973	1 186	MAURITANIA	466	55	32
NEW CALEDON	508	204	119	MALI	1 197	91	55
FR POLYNESIA	77	126	77	BURKINA FASO	1 068	69	44
UNID COUNTR	99 235	7 008	4 217	SENEGAL	1 644	238	142
664 GLASS				GUINEA	1 586	130	80
IMPORTS	8 241 210	1 544 186	934 005	CTE D IVOIRE	1 447	228	137
FRANCE	1 370 292	133 751	80 924	GHANA	12 139	1 233	737
BELGIUM LUX	2 323 848	343 411	207 463	TOGO	567	53	30
NETHERLANDS	409 672	93 475	56 460	NIGERIA	14 054	2 613	1 574
ITALY	963 221	242 540	146 773	CAMEROON	4 116	383	229
UNITD KINGDOM	224 482	58 556	35 400	BURUNDI	411	75	47
IRELAND	5 010	4 891	2 952	ANGOLA	37	69	41
DENMARK	303 990	74 579	44 943	ETHIOPIA	175	94	52
GREECE	28 836	6 042	3 655	KENYA	690	312	184
PORTUGAL	2 411	1 764	1 065	UGANDA	570	61	34
SPAIN	173 032	37 316	22 606	TANZANIA	621	55	31
EU	5 804 794	996 325	602 241	REUNION	1 436	176	104
CANARY IS	32	114	69	ZIMBABWE	630	71	41
NORWAY	3 144	1 730	1 042	SOUTH AFRICA	25 028	9 453	5 742
SWEDEN	247 486	38 937	23 512	USA	238 163	143 034	86 332
FINLAND	153 911	77 783	47 114	CANADA	31 233	8 014	4 857
				MEXICO	34 969	6 933	4 181

6 IMPORTS AND EXPORTS (SPECIAL TRADE) BY GROUPS OF THE SITC-REV. III AND BY COUNTRIES OF PRODUCTION AND CONSUMPTION 1993

GROUP COUNTRY	DT = 100 KG	1 000 DM	1 000 \$	GROUP COUNTRY	DT = 100 KG	1 000 DM	1 000 \$
GUATEMALA	3 539	399	240	MALAYSIA	841	3 558	2 153
EL SALVADOR	441	68	39	CHINA	57 185	26 902	16 259
COSTA RICA	1 297	144	82	NORTH KOREA		1 272	73
PANAMA	794	105	64	SOUTH KOREA	1 136	1 272	767
CUBA	569	158	95	JAPAN	3 495	13 958	8 438
HAITI	4 260	345	207	TAIWAN	24 022	31 338	18 966
GUADELOUPE	815	106	58	HONG KONG	1 469	1 075	645
ANTIGUA	431	61	37	AUSTRALIA	268	173	104
MARTINIQUE	26	58	33	UNID COUNTR	323	97	58
JAMAICA	1 980	259	156	EXPORTS	8 051 050	1 594 561	964 239
ST LUCIA	322	65	39	FRANCE	3 152 099	311 732	188 746
BARBADOS	447	86	52	BELGIUM LUX	766 303	92 153	55 791
TRINIDAD TOB	4 212	327	199	NETHERLANDS	1 707 959	188 456	113 819
ARUBA	1 272	118	73	ITALY	168 594	72 811	44 135
NETH ANTILL	2 347	266	166	UNTD KINGDOM	199 316	69 732	42 132
COLOMBIA	4 725	1 293	785	IRELAND	14 856	8 575	5 182
VENEZUELA	2 421	471	283	DENMARK	140 247	35 924	21 769
SURINAME	468	52	32	GREECE	29 437	16 618	10 047
FRENCH GUIAN	355	64	36	PORTUGAL	7 990	8 383	5 083
ECUADOR	245	94	51	SPAIN	59 456	38 343	23 240
PERU	2 057	359	216	EU	6 246 057	842 727	509 944
BRAZIL	26 012	14 303	8 623	CANARY IS	3 072	1 268	752
CHILE	1 326	1 015	611	CEUTA MEL	101	78	48
PARAGUAY	8	50	30	ICELAND	2 296	1 582	948
URUGUAY	660	127	76	NORWAY	15 336	11 079	6 698
ARGENTINA	2 867	1 884	1 132	SWEDEN	105 937	42 450	25 718
CYPRUS	12 488	1 117	675	FINLAND	18 721	9 483	5 732
LEBANON	3 769	470	281	SWITZERLAND	387 675	110 805	67 082
SYRIA	78	108	63	AUSTRIA	486 517	125 424	75 885
IRAN	5 963	3 191	1 922	ANDORRA	187	196	115
ISRAEL	73 689	9 720	5 872	MALTA	6 374	843	507
JORDAN	2 383	431	258	TURKEY	41 797	9 657	5 820
SAUDI ARABIA	48 032	6 197	3 781	ESTONIA	93	66	35
KUWAIT	2 974	963	583	LATVIA	219	234	140
BAHRAIN	572	172	104	LITHUANIA	385	130	74
QATAR	205	116	66	POLAND	44 401	10 342	6 226
ARAB EMIRAT	11 605	2 508	1 513	CZECH REPUB	68 139	11 919	7 188
OMAN	2 347	297	181	SLOVAKIA	6 446	963	581
PAKISTAN	6 361	1 504	903	HUNGARY	107 876	19 890	12 006
INDIA	5 868	5 470	3 288	ROMANIA	1 176	884	535
BANGLADESH	2 468	632	387	BULGARIA	5 917	1 767	1 067
SRI LANKA	166	90	55	ALBANIA	133	198	120
THAILAND	13 622	5 681	3 432	UKRAINE	524	385	234
INDONESIA	14 161	3 206	1 926	BELARUS	445	1 354	808
MALAYSIA	9 408	5 839	3 525	RUSSIA	6 552	7 157	4 304
SINGAPORE	22 664	7 305	4 424	SLOVENIA	11 121	4 003	2 422
PHILIPPINES	4 741	1 578	955	CROATIA	17 301	2 860	1 722
CHINA	718	1 236	757	SERB MONTNEG	190	89	56
SOUTH KOREA	101 791	14 058	8 455	MACEDONIA	289	140	87
JAPAN	25 488	40 854	24 643	MOROCCO	508	918	551
TAIWAN	13 712	7 197	4 334	ALGERIA	56	167	98
HONG KONG	29 157	20 072	12 150	TUNISIA	612	678	410
AUSTRALIA	111 019	17 210	10 420	LIBYA	879	1 958	1 195
NEW ZEALAND	12 355	1 882	1 136	EGYPT	2 183	2 235	1 348
NEW CALEDON	393	84	48	MALI	59	309	187
FR POLYNESIA	498	85	49	GAMBIA	859	118	68
UNID COUNTR	52 216	2 449	1 468	GUINEA	1 938	157	94
665 GLASSHARE				GHANA	973	248	148
IMPORTS	5 843 332	1 187 766	718 120	NIGERIA	358	429	259
FRANCE	970 015	255 664	154 596	CAMEROON	2 276	333	198
BELGIUM LUX	623 549	69 383	41 966	RWANDA		58	36
NETHERLANDS	561 254	53 870	32 532	ANGOLA	72	61	39
ITALY	450 249	141 067	85 335	ETHIOPIA	107	275	168
UNTD KINGDOM	170 176	49 563	30 018	KENYA	206	252	149
IRELAND	742	1 087	667	UGANDA	33	50	31
DENMARK	83 719	10 270	6 255	TANZANIA	139	68	41
GREECE	243	140	86	REUNION	211	86	51
PORTUGAL	38 944	18 932	11 413	MAURITIUS	54	61	35
SPAIN	48 304	15 605	9 424	ZIMBABWE	92	172	103
EU	2 947 196	615 581	372 292	SOUTH AFRICA	6 545	6 215	3 759
NORWAY	2 214	499	303	NAMIBIA	155	86	52
SWEDEN	7 047	6 908	4 177	USA	246 321	192 466	116 213
FINLAND	783	918	552	CANADA	17 825	12 877	7 796
SWITZERLAND	148 142	21 644	13 062	MEXICO	3 939	4 610	2 768
AUSTRIA	519 880	139 413	84 370	BERMUDA	75	154	92
TURKEY	141 200	46 321	28 014	GUATEMALA	538	512	311
LATVIA	727	561	333	HONDURAS	58	67	39
LITHUANIA	331	164	99	EL SALVADOR	146	80	45
POLAND	353 275	40 881	24 696	COSTA RICA	246	371	223
CZECH REPUB	704 381	90 121	54 406	PANAMA	913	921	552
SLOVAKIA	189 787	13 855	8 340	CUBA	101	162	98
HUNGARY	179 469	22 689	13 695	HAITI	388	180	111
ROMANIA	43 116	30 980	18 752	BAHAMAS	1 549	391	238
BULGARIA	1 601	671	404	DOMINIC REP	1 635	325	200
UKRAINE	561	102	62	AM VIRGIN IS	59	200	121
RUSSIA	11 362	1 041	623	GUADELOUPE	61	100	57
SLOVENIA	28 916	8 672	5 234	ANTIGUA	104	72	45
CROATIA	398 497	12 204	7 373	MARTINIQUE	6 884	669	402
MACEDONIA	11 686	6 291	3 820	JAMAICA	1 423	270	165
TUNISIA	244	338	204	ST VINCENT	2 724	432	262
EGYPT	1 121	636	388	TRINIDAD TOB	186	68	39
SOUTH AFRICA	189	68	39	NETH ANTILL	736	402	237
USA	11 750	19 543	11 771	COLOMBIA	1 898	2 063	1 244
CANADA	858	426	260	VENEZUELA	1 304	1 366	823
MEXICO	11 014	4 307	2 600	ECUADOR	365	240	146
GUATEMALA	227	151	92	PERU	327	551	333
BRAZIL	6 633	6 177	3 729	BRAZIL	5 496	4 513	2 727
IRAN	611	215	131	CHILE	1 410	2 314	1 399
ISRAEL	410	311	192	BOLIVIA	550	320	193
PAKISTAN	255	180	108	PARAGUAY	342	419	250
INDIA	18 221	11 226	6 787	URUGUAY	82	102	62
THAILAND	9 007	3 626	2 198	ARGENTINA	3 354	2 149	1 298
INDONESIA	9 992	2 027	1 235	CYPRUS	1 080	788	480
				LEBANON	975	1 158	706

6 IMPORTS AND EXPORTS (SPECIAL TRADE) BY GROUPS OF THE SITC-REV. III AND BY COUNTRIES OF PRODUCTION AND CONSUMPTION 1993

GROUP COUNTRY	DT = 100 KG	1 000 DM	1 000 \$	GROUP COUNTRY	DT = 100 KG	1 000 DM	1 000 \$
SYRIA	1 990	968	584	NETHERLANDS	52 331	55 409	33 570
IRAN	5 183	6 896	4 183	ITALY	122 641	156 591	94 907
ISRAEL	15 631	8 977	5 427	UNITED KINGDOM	22 110	19 804	11 983
JORDAN	1 215	1 542	925	IRELAND	291	781	470
SAUDI ARABIA	15 260	5 976	3 601	DENMARK	19 164	11 012	6 654
KUWAIT	673	1 078	652	GREECE	9 372	10 305	6 226
BAHRAIN	307	355	213	PORTUGAL	5 690	5 479	3 318
QATAR	171	219	129	SPAIN	11 555	17 014	10 331
ARAB EMIRAT	15 012	4 757	2 870	EU	333 368	393 241	238 346
OMAN	186	416	251	CANARY IS	262	453	272
YEMEN	227	107	84	CEUTA MEL	25	82	50
PAKISTAN	545	752	457	ICELAND	631	1 137	688
INDIA	1 854	2 584	1 562	NORWAY	8 290	11 589	6 994
BANGLADESH	104	143	85	SWEDEN	20 062	29 084	17 577
SRI LANKA	305	530	313	FINLAND	1 900	3 178	1 924
NEPAL	115	121	75	SWITZERLAND	51 211	62 596	37 831
MYANMAR	58	94	55	AUSTRIA	55 261	69 312	41 907
THAILAND	3 380	4 431	2 675	ANDORRA	41	66	40
VIETNAM	2 196	508	317	MALTA	239	587	355
INDONESIA	3 109	2 480	1 512	TURKEY	4 172	5 006	3 023
MALAYSIA	3 254	3 976	2 389	ESTONIA	79	91	55
BRUNEI	35	98	60	LATVIA	60	89	52
SINGAPORE	5 374	7 099	4 293	LITHUANIA	369	356	215
PHILIPPINES	1 023	1 118	681	POLAND	1 636	1 869	1 120
CHINA	411	475	284	CZECH REPUBL	18 174	15 283	9 227
NORTH KOREA	31	93	55	SLOVAKIA	312	257	159
SOUTH KOREA	4 092	6 657	4 015	HUNGARY	2 953	1 680	1 018
JAPAN	16 123	29 446	17 789	ROMANIA	9	60	36
TAIWAN	3 279	5 334	3 201	BULGARIA	136	69	42
HONG KONG	8 492	13 944	8 412	UKRAINE	314	219	130
AUSTRALIA	14 280	12 878	7 797	BELARUS	224	143	86
NEW ZEALAND	3 080	1 773	1 067	RUSSIA	3 792	5 798	3 485
FR POLYNESIA	167	90	55	KAZAKHSTAN	286	414	245
UNID COUNTRY	16 054	3 518	2 106	SLOVENIA	1 641	1 484	889
				CROATIA	736	830	505
				MOROCCO	328	302	182
				ALGERIA	78	155	96
666 POTTERY				EGYPT	1 182	1 343	810
IMPORTS	1 453 430	705 527	426 769	NIGERIA	90	231	139
FRANCE	29 789	25 640	15 562	ETHIOPIA	20	75	44
BELGIUM LUX	29 527	50 580	30 630	KENYA	35	106	64
NETHERLANDS	60 577	22 638	13 685	UGANDA	177	62	38
ITALY	162 798	81 879	49 526	SEYCHELLES	13	52	31
UNITED KINGDOM	73 966	45 839	27 716	MAURITIUS	122	314	188
IRELAND	454	589	355	SOUTH AFRICA	901	1 281	775
DENMARK	6 708	5 680	3 423	USA	26 276	88 394	53 342
GREECE	6 397	2 866	1 737	CANADA	2 203	4 766	2 874
PORTUGAL	166 206	77 161	46 682	MEXICO	1 138	2 059	1 240
SPAIN	6 331	5 611	3 392	BERMUDA	133	696	425
EU	542 753	318 483	192 708	GUATEMALA	59	125	74
NORWAY	32	89	53	PANAMA	114	425	255
SWEDEN	521	1 154	699	BAHAMAS	72	292	178
FINLAND	883	830	508	DOMINIC REP	237	278	171
SWITZERLAND	2 120	6 872	4 145	AM VIRGIN IS	92	549	335
AUSTRIA	2 468	5 012	3 031	ANTIGUA	46	62	37
TURKEY	7 848	4 528	2 730	CAYMAN IS	29	141	85
LITHUANIA	148	118	71	JAMAICA	42	141	84
POLAND	53 705	17 372	10 504	BARBADOS	53	182	112
CZECH REPUBL	34 789	23 249	14 032	ARUBA	17	122	73
SLOVAKIA	376	142	87	NETH ANTILL	113	410	254
HUNGARY	8 129	6 968	4 203	COLOMBIA	187	596	353
ROMANIA	44 176	13 230	8 000	VENEZUELA	519	1 218	739
BULGARIA	2 897	1 008	606	FRENCH GUIAN	130	56	34
UKRAINE	734	146	89	ECUADOR	57	142	87
BELARUS	270	81	47	PERU	22	56	32
RUSSIA	4 702	1 805	1 094	BRAZIL	228	414	247
SLOVENIA	6 959	2 555	1 552	CHILE	133	182	109
CROATIA	94	69	41	PARAGUAY	40	86	50
MACEDONIA	1 607	773	468	ARGENTINA	151	354	209
MOROCCO	466	128	76	CYPRUS	1 030	1 416	866
TUNISIA	1 003	243	146	LEBANON	983	1 439	874
EGYPT	117	93	59	SYRIA	78	185	110
CAMEROON	16	50	30	IRAN	923	2 261	1 361
SOUTH AFRICA	87	149	89	ISRAEL	31 804	16 386	9 893
USA	2 303	4 148	2 513	JORDAN	107	206	124
CANADA	84	80	46	SAUDI ARABIA	1 499	4 575	2 753
MEXICO	1 285	1 563	922	KUWAIT	415	681	411
EL SALVADOR	24	62	36	BAHRAIN	87	168	102
COLOMBIA	92	123	75	QATAR	85	262	158
ECUADOR	22	57	32	ARAB EMIRAT	4 116	10 973	6 710
PERU	306	577	349	OMAN	75	222	136
BRAZIL	34 817	8 561	5 176	PAKISTAN	76	407	241
CHILE	124	286	172	INDIA	14	86	53
URUGUAY	94	220	132	THAILAND	76	206	123
IRAN	328	101	61	INDONESIA	235	618	378
INDIA	676	388	234	MALAYSIA	298	1 105	657
BANGLADESH	158	60	37	SINGAPORE	508	2 024	1 227
SRI LANKA	2 320	2 692	1 626	PHILIPPINES	130	286	172
THAILAND	61 295	20 846	12 619	CHINA	28	95	57
VIETNAM	42 170	9 188	5 564	SOUTH KOREA	398	1 565	934
INDONESIA	9 193	4 147	2 496	JAPAN	5 218	29 510	17 860
MALAYSIA	38 279	4 337	2 639	TAIWAN	524	1 266	765
SINGAPORE	371	301	183	HONG KONG	1 609	4 046	2 442
PHILIPPINES	29 898	20 183	12 173	AUSTRALIA	2 023	3 923	2 390
CHINA	383 206	104 900	63 523	NEW ZEALAND	590	1 115	680
SOUTH KOREA	9 081	4 222	2 556	NEW CALEDON	43	74	45
JAPAN	15 217	26 487	16 004	FR POLYNESIA	44	56	35
TAIWAN	95 404	83 719	50 646	UNID COUNTRY	917	1 154	694
HONG KONG	8 907	2 527	1 528				
MACAO	105	93	54				
AUSTRALIA	39	73	44				
EXPORTS	595 782	797 706	482 732	667 PEARLS, PRECIOUS STONES			
FRANCE	56 881	58 193	35 335	IMPORTS	17 889	755 462	457 091
BELGIUM LUX	33 333	58 653	35 552	EU	142	178 000	107 591

6 IMPORTS AND EXPORTS (SPECIAL TRADE) BY GROUPS OF THE SITC-REV. III AND BY COUNTRIES OF PRODUCTION AND CONSUMPTION 1993

GROUP COUNTRY	DT = 100 KG	1 000 DM	1 000 \$	GROUP COUNTRY	DT = 100 KG	1 000 DM	1 000 \$
EXPORTS	1 937	545 214	330 869	COLOMBIA	5 541	718	433
EU	226	99 214	60 077	VENEZUELA	3 790	1 005	610
671 PIG IRON, SPIEGELEISN, ETC				PERU	2 490	466	282
IMPORTS	10 727 923	1 018 317	615 599	BRAZIL	10 397	1 603	966
FRANCE	894 451	85 843	51 994	CHILE	838	104	62
BELGIUM LUX	120 186	22 887	13 886	ARGENTINA	2 690	619	372
NETHERLANDS	88 057	9 447	5 598	CYPRUS	5 160	127	79
ITALY	48 662	5 786	3 509	IRAN	3 414	784	477
UNITED KINGDOM	185 777	30 252	18 379	ISRAEL	2 970	540	332
IRELAND	226	53	32	SAUDI ARABIA	757	70	42
DENMARK	12 931	788	478	BAHRAIN	1 034	127	75
GREECE	105 529	18 178	10 934	ARAB EMIRAT	1 021	75	45
SPAIN	87 974	7 223	4 428	PAKISTAN	1 552	263	159
EU	1 543 793	180 457	109 238	INDIA	1 785	797	482
ICELAND	28 005	2 527	1 541	BANGLADESH	8 250	237	140
NORWAY	1 899 734	182 695	110 438	MYANMAR	270	57	35
SWEDEN	352 939	49 209	29 793	THAILAND	4 231	1 217	735
FINLAND	5 198	386	226	INDONESIA	5 349	1 452	881
SWITZERLAND	6 253	2 369	1 440	MALAYSIA	1 289	597	363
AUSTRIA	49 775	28 150	17 000	SINGAPORE	1 654	732	444
TURKEY	7 429	1 154	699	PHILIPPINES	678	235	143
ESTONIA	2 445	312	190	CHINA	130 888	2 493	1 534
LATVIA	840	253	152	SOUTH KOREA	7 022	1 800	1 092
LITHUANIA	10 750	822	505	JAPAN	21 650	7 710	4 686
POLAND	364 456	26 038	15 793	TAIWAN	9 519	3 146	1 908
CZECH REPUBL	686 637	33 099	19 918	HONG KONG	107	96	59
SLOVAKIA	77 464	6 608	3 949	AUSTRALIA	12 199	3 145	1 902
HUNGARY	15 913	1 444	877	NEW ZEALAND	686	189	114
ROMANIA	3 311	258	157	UNID COUNTR	1 806	134	84
BULGARIA	11 045	991	605	672 INGOTS ETC. IRON OR STEEL			
UKRAINE	103 632	6 830	4 098	IMPORTS	8 051 974	799 638	484 279
BELARUS	1 816	283	168	FRANCE	933 956	67 594	41 134
MOLDOVA	748	163	96	BELGIUM LUX	2 257 458	343 155	208 242
RUSSIA	1 165 571	92 726	55 971	NETHERLANDS	470 983	25 556	15 502
KAZAKHSTAN	515 886	33 664	20 385	ITALY	386 603	27 403	16 582
SLOVENIA	41 294	4 510	2 731	UNITED KINGDOM	1 620 749	145 964	86 907
MACEDONIA	40 760	3 970	2 413	DENMARK	110 225	5 484	3 306
EGYPT	148 095	11 559	7 007	SPAIN	4 854	592	361
ZIMBABWE	264 497	28 368	17 102	EU	5 784 905	615 789	372 058
SOUTH AFRICA	792 757	64 561	38 946	SWEDEN	94 010	20 931	12 723
USA	76 789	8 699	5 246	FINLAND	14 231	926	556
CANADA	595 006	23 261	14 030	SWITZERLAND	18 768	2 330	1 410
MEXICO	18 200	2 098	1 261	AUSTRIA	102 959	11 222	6 789
BAHAMAS	143 861	4 157	2 532	TURKEY	8 079	584	352
DOMINIC REP	52 413	17 845	10 698	POLAND	93 304	3 506	2 125
COLOMBIA	20 808	9 487	5 891	CZECH REPUBL	1 045 676	39 730	23 870
BRAZIL	1 161 590	91 197	55 144	SLOVAKIA	5 386	177	110
CHILE	100	72	45	HUNGARY	540	85	53
ARGENTINA	4 140	681	401	UKRAINE	22 865	5 861	3 536
IRAN	979	75	47	RUSSIA	44 739	4 522	2 728
INDIA	136 374	11 929	7 089	SLOVENIA	56 720	3 750	2 269
INDONESIA	65 787	13 285	8 072	SOUTH AFRICA	3 355	544	335
CHINA	183 080	23 685	14 280	USA	11 435	967	584
JAPAN	7 389	3 225	1 959	BRAZIL	447 855	25 554	15 511
TAIWAN	79	50	31	JAPAN	107	48	31
AUSTRALIA	1 050	1 004	610	TAIWAN	296 574	63 042	39 196
NEW CALEDON	128 775	44 096	26 785	EXPORTS	19 278 752	924 282	559 389
EXPORTS	4 083 010	406 709	246 331	FRANCE	2 171 689	133 955	80 995
FRANCE	1 443 470	85 316	51 751	BELGIUM LUX	1 351 549	56 730	34 506
BELGIUM LUX	437 879	47 774	29 001	NETHERLANDS	900 332	48 492	29 314
NETHERLANDS	211 425	19 152	11 607	ITALY	952 012	59 158	36 025
ITALY	603 243	42 208	25 565	UNITED KINGDOM	668 837	42 150	25 567
UNITED KINGDOM	219 900	26 191	15 863	IRELAND	312	103	62
IRELAND	904	215	130	DENMARK	18 994	1 445	878
DENMARK	15 305	3 300	1 995	GREECE	8 492	854	513
GREECE	31 776	1 449	872	PORTUGAL	6 277	1 404	848
PORTUGAL	51 094	2 397	1 455	SPAIN	22 887	1 949	1 180
SPAIN	109 138	13 463	8 135	EU	6 101 381	346 240	209 888
EU	3 124 134	241 465	146 374	ICELAND	827	86	50
NORWAY	4 743	355	580	NORWAY	817 948	30 787	18 466
SWEDEN	65 800	20 805	12 584	SWEDEN	37 600	4 362	2 624
FINLAND	11 688	3 010	1 823	FINLAND	27 760	4 133	2 573
SWITZERLAND	133 098	10 763	6 497	SWITZERLAND	420 156	29 428	17 886
AUSTRIA	177 793	22 265	13 464	AUSTRIA	556 762	43 700	26 415
TURKEY	12 561	2 091	1 273	TURKEY	12 852	713	431
POLAND	10 301	2 127	1 291	ESTONIA	780	50	31
CZECH REPUBL	23 335	4 381	2 639	POLAND	13 137	1 290	776
SLOVAKIA	12 598	1 911	1 128	CZECH REPUBL	8 088	985	590
HUNGARY	7 246	1 613	977	SLOVAKIA	551	57	34
ROMANIA	13 763	2 066	1 232	HUNGARY	13 185	1 534	927
BELARUS	2 964	658	398	ROMANIA	844	173	106
RUSSIA	1 368	334	200	RUSSIA	465 181	14 884	8 809
SLOVENIA	12 621	1 532	959	SLOVENIA	7 860	2 393	1 459
CROATIA	5 260	507	308	CROATIA	959	104	65
MACEDONIA	3 308	599	363	MOROCCO	200 015	5 832	3 515
MOROCCO	5 354	267	156	GHANA	98 891	4 074	2 464
ALGERIA	35 064	1 265	776	NIGERIA	39 647	1 307	793
TUNISIA	916	80	47	CAMEROON	1 508	112	68
LIBYA	10 784	2 775	1 709	SOUTH AFRICA	6 251	993	602
EGYPT	5 347	1 327	803	USA	5 615 242	241 506	145 934
CAMEROON	4 800	139	83	CANADA	1 898 758	82 354	49 744
GABON	3 780	538	328	MEXICO	6 546	452	273
TANZANIA	1 300	176	106	COLOMBIA	575	227	138
SOUTH AFRICA	1 440	458	279	IRAN	703	99	59
USA	126 424	47 022	28 428	ISRAEL	1 924	132	81
CANADA	11 253	3 646	2 205	SAUDI ARABIA	8 961	1 243	765
MEXICO	2 451	874	528	PAKISTAN	6 099	171	103
EL SALVADOR	550	63	38	INDIA	4 062	741	443
DOMINIC REP	312	71	41	THAILAND	683 371	23 361	14 039
				INDONESIA	4 621	157	98
				SINGAPORE	3 763	919	555

6 IMPORTS AND EXPORTS (SPECIAL TRADE) BY GROUPS OF THE SITC-REV. III AND BY COUNTRIES OF PRODUCTION AND CONSUMPTION 1993

GROUP COUNTRY	DT = 100 KG	1 000 DM	1 000 \$	GROUP COUNTRY	DT = 100 KG	1 000 DM	1 000 \$
PHILIPPINES	194	62	37	ZAIRE	14 809	1 956	813
CHINA	1 655 644	49 954	30 594	ETHIOPIA	7 833	724	443
SOUTH KOREA	227 302	8 594	5 436	KENYA	182 676	11 929	7 147
TAIWAN	258 265	13 465	8 146	TANZANIA	166 091	9 101	5 452
HONG KONG	31 776	2 656	1 608	ZIMBABWE	5 788	370	225
AUSTRALIA	11 675	3 150	1 935	SOUTH AFRICA	159 836	12 863	7 732
NEW ZEALAND	142	54	33	USA	4 456 395	316 380	189 770
AM OCEANIA	24 890	1 030	607	CANADA	134 055	9 368	5 635
UNIO COUNTR	724	75	43	MEXICO	1 025 918	80 044	48 388
673 FLAT-ROLLED IRON ETC.				GUATEMALA	74 343	4 829	2 897
IMPORTS	44 291 367	2 741 175	1 660 688	HONDURAS	27 318	1 965	1 161
FRANCE	5 206 654	386 372	234 538	EL SALVADOR	61 294	3 667	2 199
BELGIUM LUX	10 504 809	711 951	431 126	COSTA RICA	24 622	1 644	985
NETHERLANDS	3 919 463	250 623	151 575	PANAMA	1 155	71	44
ITALY	1 360 989	93 705	57 050	CUBA	14 188	1 213	724
UNTD KINGDOM	1 865 081	118 651	72 114	HAITI	25 498	2 075	1 270
IRELAND	943	58	33	DOMINIC REP	829	118	70
DENMARK	856 821	49 344	29 890	JAMAICA	26 838	1 675	1 015
GREECE	60 092	4 869	2 964	TRINIDAD TOB	3 535	215	132
PORTUGAL	304	51	32	COLOMBIA	569 081	33 661	20 353
SPAIN	378 101	23 856	14 515	VENEZUELA	151 806	8 068	4 865
EU	24 153 257	1 639 480	993 837	SURINAME	2 994	141	87
NORWAY	6 002	704	431	ECUADOR	123 100	9 056	5 470
SWEDEN	2 869 162	169 940	102 841	PERU	82 246	5 519	3 312
FINLAND	1 118 276	73 969	44 824	BRAZIL	70 355	5 761	3 447
SWITZERLAND	493 235	38 968	23 636	CHILE	60 795	4 233	2 532
AUSTRIA	3 436 882	246 809	149 408	BOLIVIA	1 952	162	96
POLAND	1 125 251	55 247	33 347	ARGENTINA	28 434	2 195	1 330
CZECH REPUB	1 497 293	73 869	44 706	CYPRUS	7 024	406	238
SLOVAKIA	2 057 665	98 958	59 791	LEBANON	1 018	85	51
HUNGARY	423 805	22 981	13 874	SYRIA	190 975	10 220	6 201
ROMANIA	269 480	14 246	8 617	IRAN	1 817 462	149 509	91 611
BULGARIA	167 293	7 352	4 476	ISRAEL	70 455	4 978	3 020
UKRAINE	235 855	14 153	8 633	JORDAN	62 202	3 712	2 240
RUSSIA	5 889 681	248 944	150 635	SAUDI ARABIA	1 828 656	101 896	61 556
SLOVENIA	11 885	802	481	KUWAIT	30 707	1 761	1 059
CROATIA	682	77	46	BAHRAIN	7 872	526	321
MACEDONIA	69 070	3 224	1 990	QATAR	3 765	204	124
SOUTH AFRICA	114 138	6 848	4 156	ARAB EMIRAT	144 225	9 242	5 555
USA	1 850	634	379	OMAN	8 926	596	361
BRAZIL	99 090	5 695	3 506	YEMEN	18 967	931	586
ARGENTINA	29 787	1 894	1 147	PAKISTAN	352 386	14 603	8 824
INDIA	6 525	333	198	INDIA	2 881 591	165 936	99 934
SOUTH KOREA	111 698	7 838	4 769	BANGLADESH	47 886	3 280	2 006
JAPAN	19 833	6 936	4 183	SRI LANKA	882	70	43
AUSTRALIA	22 600	1 177	718	NEPAL	3 211	206	126
EXPORTS	70 783 510	4 674 612	2 827 971	BHUTAN	10 620	648	396
FRANCE	7 153 406	523 435	317 653	THAILAND	759 014	28 054	16 955
BELGIUM LUX	5 529 925	423 974	258 018	INDONESIA	22 969	1 886	1 139
NETHERLANDS	4 231 320	319 184	193 472	MALAYSIA	712	242	147
ITALY	5 358 613	306 966	185 393	SINGAPORE	26 120	2 989	1 834
UNTD KINGDOM	4 646 021	297 232	179 468	PHILIPPINES	3 711	287	171
IRELAND	126 052	7 963	4 842	CHINA	6 223 369	288 631	175 269
DENMARK	961 589	74 199	44 754	SOUTH KOREA	600 825	34 256	20 821
GREECE	511 977	25 691	15 379	JAPAN	172 273	9 650	5 875
PORTUGAL	1 275 699	68 913	41 427	TAIWAN	40 740	4 836	2 927
SPAIN	3 848 022	207 135	124 971	HONG KONG	89 371	4 633	2 799
EU	33 642 634	2 253 692	1 365 377	AUSTRALIA	11 429	1 845	1 106
CANARY IS	913	53	32	NEW ZEALAND	563	121	74
ICELAND	2 922	257	153	UNIO COUNTR	15 174	1 240	751
NORWAY	263 862	20 349	12 242	674 FLAT-ROLLED PLATED IRON			
SWEDEN	1 045 672	74 463	45 055	IMPORTS	16 259 384	1 764 059	1 067 314
FINLAND	263 776	15 929	9 642	FRANCE	4 407 461	491 749	298 023
SWITZERLAND	2 310 460	167 005	101 054	BELGIUM LUX	4 468 532	439 962	266 062
AUSTRIA	1 811 753	146 863	88 813	NETHERLANDS	938 846	116 147	70 091
MALTA	2 201	206	127	ITALY	460 855	50 562	30 534
TURKEY	1 284 580	75 081	45 567	UNTD KINGDOM	1 348 263	171 614	103 805
ESTONIA	4 955	1 477	904	DENMARK	13 199	2 173	1 305
LITHUANIA	1 520	86	52	GREECE	14 916	1 594	962
POLAND	472 193	43 107	25 975	PORTUGAL	53 646	6 112	3 685
CZECH REPUB	465 364	40 533	24 452	SPAIN	105 946	10 120	6 128
SLOVAKIA	25 816	2 911	1 740	EU	11 811 464	1 290 033	780 595
HUNGARY	187 926	16 893	10 216	NORWAY	4 416	826	507
ROMANIA	7 452	1 482	891	SWEDEN	387 950	35 936	21 810
BULGARIA	39 210	3 597	2 188	FINLAND	403 127	37 199	22 468
ALBANIA	1 001	106	64	SWITZERLAND	52 854	8 759	5 299
UKRAINE	424 903	29 891	17 743	AUSTRIA	2 643 182	307 172	185 713
BELARUS	133 824	9 776	5 832	LATVIA	1 630	107	63
RUSSIA	2 774 825	184 953	112 051	POLAND	71 613	5 731	3 459
UZBEKISTAN	4 640	914	561	CZECH REPUB	25 515	2 056	1 251
SLOVENIA	200 447	17 991	10 883	SLOVAKIA	366 771	27 901	16 795
CROATIA	222 781	16 309	9 903	HUNGARY	1 585	394	243
BOS HERZEGOV	2 994	331	203	RUSSIA	2 519	194	117
MACEDONIA	6 569	769	470	SOUTH AFRICA	56 922	4 231	2 545
MOROCCO	342 124	19 708	11 868	USA	20 280	3 682	2 212
ALGERIA	500 916	31 053	18 567	CANADA	1 532	200	121
TUNISIA	45 123	3 003	1 808	VENEZUELA	728	68	40
LIBYA	55 639	5 145	3 205	BRAZIL	50 582	5 752	3 466
EGYPT	223 710	15 409	9 391	SOUTH KOREA	31 741	3 246	1 948
SUDAN	3 549	256	155	JAPAN	69 667	11 269	6 857
MAURITANIA	1 115	73	42	HONG KONG	71	64	38
BURKINA FASO	2 034	114	67	AUSTRALIA	235 454	17 664	10 813
SENEGAL	2 747	187	114	NEW ZEALAND	19 152	1 432	872
GUINEA	1 072	66	40	EXPORTS	22 188 382	2 364 868	1 430 186
CTE D IVOIRE	9 817	634	381	FRANCE	2 349 828	239 561	145 430
GHANA	27 297	2 219	1 343	BELGIUM LUX	1 893 112	232 624	141 259
TOGO	14 032	1 355	815	NETHERLANDS	2 023 760	245 344	148 339
NIGERIA	968 494	92 584	55 159	ITALY	934 563	88 129	53 527
CAMEROON	15 060	1 111	668	UNTD KINGDOM	2 540 246	249 140	150 624
GABON	1 440	228	139	IRELAND	33 578	4 824	2 920
CONGO	869	151	92	DENMARK	430 323	52 286	31 653

6 IMPORTS AND EXPORTS (SPECIAL TRADE) BY GROUPS OF THE SITC-REV. III AND BY COUNTRIES OF PRODUCTION AND CONSUMPTION 1993

GROUP COUNTRY	DT = 100 KG	1 000 DM	1 000 \$	GROUP COUNTRY	DT = 100 KG	1 000 DM	1 000 \$
GREECE	255 733	26 220	15 960	675 FLAT-ROLLED, ALLOY STEEL			
PORTUGAL	238 027	24 178	14 608	IMPORTS	4 683 730	1 345 728	815 499
SPAIN	1 294 247	128 524	77 643	FRANCE	1 022 972	301 892	182 761
EU	11 993 417	1 290 830	781 963	BELGIUM LUX	551 214	159 817	97 023
ICELAND	13 540	1 403	848	NETHERLANDS	76 530	22 700	13 718
NORWAY	23 936	3 254	1 968	ITALY	457 708	122 429	74 037
SWEDEN	923 864	89 146	53 862	UNITD KINGDOM	153 000	45 443	27 696
FINLAND	118 080	11 317	6 890	IRELAND	293	279	164
SWITZERLAND	642 973	78 292	47 357	DENMARK	3 850	1 732	1 033
AUSTRIA	1 187 477	129 207	77 977	PORTUGAL	1 779	312	185
MALTA	15 018	2 011	1 219	SPAIN	415 748	125 399	76 588
TURKEY	241 692	27 368	16 601	EU	2 683 094	780 603	473 205
LATVIA	261	86	52	NORWAY	764	90	54
LITHUANIA	491	103	62	SWEDEN	910 387	243 966	147 692
POLAND	119 133	16 973	10 242	FINLAND	371 124	104 770	63 570
CZECH REPUB	99 855	13 660	8 266	SWITZERLAND	22 353	10 166	6 176
SLOVAKIA	27 832	3 186	1 932	AUSTRIA	343 886	96 545	58 492
HUNGARY	66 216	9 597	5 826	TURKEY	104	87	51
ROMANIA	1 646	501	302	POLAND	16 134	3 266	1 968
BULGARIA	7 247	1 042	635	CZECH REPUB	5 940	1 365	827
ALBANIA	3 400	432	266	SLOVAKIA	768	90	57
UKRAINE	12 343	1 438	859	HUNGARY	8 105	2 524	1 526
BELARUS	1 298	176	108	ROMANIA	4 967	1 243	737
RUSSIA	105 705	12 084	7 331	BULGARIA	219	65	38
AZERBAIJAN	6 493	1 499	918	BELARUS	3 042	201	122
UZBEKISTAN	16 615	3 541	2 185	RUSSIA	62 346	9 287	5 647
TADJIKISTAN	997	214	131	SLOVENIA	36 126	4 892	2 964
SLOVENIA	115 650	14 119	8 543	SOUTH AFRICA	7 615	2 106	1 272
CROATIA	21 310	2 732	1 657	USA	19 383	16 910	10 245
BOS HERZEGOV	2 558	375	229	CANADA	205	302	184
MACEDONIA	134	70	42	MEXICO	16 845	4 450	2 721
MOROCCO	76 143	10 868	6 589	BRAZIL	526	223	136
ALGERIA	1 707	259	153	INDIA	23 103	9 925	5 968
TUNISIA	57 171	3 926	2 358	SINGAPORE	350	366	226
LIBYA	11 371	1 752	1 053	CHINA	452	255	157
EGYPT	166 142	17 827	10 724	NORTH KOREA	305	96	59
BURKINA FASO	294	70	42	SOUTH KOREA	21 102	6 546	3 905
SENEGAL	781	72	43	JAPAN	120 760	44 568	27 017
COTE D'IVOIRE	6 541	512	314	TAIWAN	102	81	48
GHANA	7 101	1 228	743	HONG KONG	2 951	512	301
TOGO	967	78	48	AUSTRALIA	25	69	40
NIGERIA	45 429	4 324	2 618	EXPORTS	16 171 942	3 596 877	2 173 050
CAMEROON	1 359	159	93	FRANCE	1 314 130	252 345	152 989
CONGO	800	153	93	BELGIUM LUX	2 048 224	463 970	281 192
ZAIRE	2 906	664	393	NETHERLANDS	624 319	159 078	96 362
ETHIOPIA	18 311	2 153	1 265	ITALY	1 088 271	224 264	136 086
DJIBOUTI	344	66	40	UNITD KINGDOM	4 656 468	1 017 512	613 146
KENYA	47 717	6 718	4 037	IRELAND	5 698	1 247	749
MADAGASCAR	79	50	30	DENMARK	150 188	42 171	25 559
REUNION	719	59	36	GREECE	64 345	16 727	10 203
MAURITIUS	809	82	49	PORTUGAL	61 568	16 625	10 074
ZAMBIA	791	97	59	SPAIN	260 925	40 402	24 538
SOUTH AFRICA	214 084	21 837	13 158	EU	10 274 136	2 234 341	1 350 888
USA	2 590 066	273 047	164 714	NORWAY	85 745	14 987	9 082
CANADA	180 446	14 698	8 742	SWEDEN	383 024	74 822	45 083
MEXICO	301 559	29 852	17 995	FINLAND	138 514	24 366	14 752
GUATEMALA	16 614	2 194	1 291	SWITZERLAND	451 131	125 557	76 015
HONDURAS	4 578	389	237	AUSTRIA	392 089	115 386	69 901
EL SALVADOR	1 268	111	66	MALTA	6 057	1 987	1 214
NICARAGUA	413	52	30	TURKEY	378 716	76 004	45 760
COSTA RICA	28 113	3 109	1 883	POLAND	134 441	31 605	19 022
PANAMA	19 936	3 438	2 083	CZECH REPUB	51 839	15 775	9 501
CUBA	1 081	88	53	SLOVAKIA	7 087	2 623	1 598
DOMINIC REP	9 498	949	577	HUNGARY	58 947	18 688	11 320
JAMAICA	7 412	632	379	ROMANIA	35 470	8 016	4 867
TRINIDAD TOB	5 739	498	297	BULGARIA	6 343	1 679	1 015
COLOMBIA	112 233	8 556	5 036	ALBANIA	263	102	62
VENEZUELA	7 914	1 526	917	UKRAINE	111	355	210
ECUADOR	91 048	12 798	7 717	BELARUS	6 313	1 713	1 021
PERU	7 041	927	558	RUSSIA	8 812	3 298	2 000
BRAZIL	151 301	18 090	10 844	SLOVENIA	62 647	21 019	12 738
CHILE	44 480	3 719	2 256	CROATIA	13 169	4 536	2 724
URUGUAY	1 134	178	107	BOS HERZEGOV	61	50	30
ARGENTINA	44 565	4 098	2 443	MACEDONIA	1 698	882	538
CYPRUS	19 586	1 492	899	MOROCCO	5 172	1 089	670
LEBANON	21 386	2 506	1 511	ALGERIA	30 602	4 043	2 442
SYRIA	64 417	3 046	1 844	TUNISIA	1 575	596	366
IRAN	198 195	26 138	15 811	LIBYA	106	58	35
ISRAEL	291 206	29 257	17 613	EGYPT	45 662	11 969	7 226
JORDAN	57 769	4 955	3 003	NIGERIA	1 567	266	162
SAUDI ARABIA	500 727	43 801	26 375	CAMEROON	1 478	157	94
KUWAIT	16 616	1 328	806	ANGOLA	398	123	76
BAHRAIN	3 007	239	141	SOUTH AFRICA	46 389	12 028	7 287
ARAB EMIRAT	78 757	7 631	4 540	USA	719 966	151 813	91 351
YEMEN	47 854	5 354	3 215	CANADA	148 336	43 817	26 411
PAKISTAN	322 495	13 083	7 932	MEXICO	271 521	42 190	25 373
INDIA	130 211	10 586	6 384	GUATEMALA	403	144	85
BANGLADESH	2 286	354	214	HONDURAS	207	75	44
SRI LANKA	23 870	2 597	1 548	EL SALVADOR	742	109	67
THAILAND	35 444	2 866	1 741	NICARAGUA	146	51	31
INDONESIA	258	75	45	COSTA RICA	347	132	80
MALAYSIA	7 639	1 479	910	CUBA	3 198	417	257
SINGAPORE	27 263	6 153	3 775	DOMINIC REP	719	201	123
PHILIPPINES	2 156	152	89	COLOMBIA	11 715	2 989	1 806
CHINA	108 896	12 632	7 694	VENEZUELA	21 835	7 676	4 619
SOUTH KOREA	12 624	1 341	829	ECUADOR	2 928	908	551
JAPAN	106 230	13 722	8 294	PERU	21 045	3 110	1 860
TAIWAN	23 056	1 814	1 105	BRAZIL	73 282	23 663	14 247
HONG KONG	13 564	1 974	1 198	CHILE	54 317	9 212	5 558
AUSTRALIA	8 106	1 777	1 072	ARGENTINA	45 950	11 532	6 959
NEW ZEALAND	2 914	470	282	CYPRUS	2 588	674	410
UNITD COUNTR	3 016	409	244	LEBANON	1 764	656	395

6 IMPORTS AND EXPORTS (SPECIAL TRADE) BY GROUPS OF THE SITC-REV. III AND BY COUNTRIES OF PRODUCTION AND CONSUMPTION 1993

GROUP COUNTRY	DT = 100 KG	1 000 DM	1 000 \$	GROUP COUNTRY	DT = 100 KG	1 000 DM	1 000 \$
SYRIA	12 787	2 130	1 286	ALGERIA	298 678	14 826	8 763
IRAN	73 621	18 523	11 223	TUNISIA	4 675	538	322
ISRAEL	53 429	12 038	7 204	LIBYA	166 041	17 890	10 870
JORDAN	2 493	830	507	EGYPT	79 228	6 020	3 634
SAUDI ARABIA	3 480	1 187	712	CTE D IVOIRE	2 883	141	86
BAHRAIN	268	58	35	GHANA	5 550	432	255
ARAB EMIRAT	1 642	256	156	NIGERIA	46 881	3 721	2 228
OMAN	373	73	43	CONGO	386	53	31
PAKISTAN	18 480	4 941	2 991	ZAIRE	997	155	98
INDIA	260 365	45 333	27 258	ETHIOPIA	9 139	824	502
SRI LANKA	48	82	49	KENYA	6 163	526	315
THAILAND	152 913	39 146	23 524	TANZANIA	3 623	1 191	700
INDONESIA	13 471	4 241	2 527	MOZAMBIQUE	2 293	222	130
MALAYSIA	15 127	4 166	2 484	ZAMBIA	2 005	284	177
SINGAPORE	12 296	4 086	2 473	ZIMBABWE	451	118	70
PHILIPPINES	9 973	2 802	1 661	MALAWI	8 013	650	379
CHINA	283 534	53 967	32 593	SOUTH AFRICA	28 462	6 364	3 857
SOUTH KOREA	91 328	14 631	8 736	USA	2 305 975	186 663	111 886
JAPAN	26 503	7 886	4 780	CANADA	411 307	43 395	26 196
TAIWAN	434 035	90 865	54 871	MEXICO	88 217	14 463	8 744
HONG KONG	547 217	141 124	85 359	GUATEMALA	35 135	1 702	1 037
MACAO	7 157	1 875	1 141	EL SALVADOR	36 783	2 067	1 259
AUSTRALIA	131 910	36 311	21 817	COSTA RICA	1 627	288	174
NEW ZEALAND	4 773	1 419	848	PANAMA	1 882	138	83
UNID COUNTR	2 801	882	525	CUBA	7 074	894	540
676 IRON, STL. BAR, SHAPES ETC.				DOMINIC REP	178	49	30
IMPORTS	52 622 519	3 620 308	2 191 183	GUADELOUPE	5 389	280	171
FRANCE	9 644 468	677 613	410 593	NETH ANTILL	15 617	808	482
BELGIUM LUX	6 848 294	467 706	282 867	COLOMBIA	12 120	2 632	1 596
NETHERLANDS	2 927 707	194 602	117 254	VENEZUELA	14 419	1 339	806
ITALY	8 716 528	570 084	345 145	GUYANA	982	50	30
UNTD KINGDOM	3 870 432	255 118	154 684	SURINAME	994	60	36
IRELAND	428 479	26 402	15 922	ECUADOR	2 884	588	358
DENMARK	706 004	39 847	24 161	PERU	32 623	2 141	1 277
GREECE	16 623	6 029	3 653	BRAZIL	22 362	4 260	2 583
PORTUGAL	49 541	2 554	1 561	CHILE	9 225	1 382	838
SPAIN	2 772 648	186 286	112 589	ARGENTINA	5 600	711	430
EU	35 980 730	2 426 241	1 468 429	CYPRUS	2 406	315	190
NORWAY	847 858	48 029	29 192	LEBANON	6 741	545	331
SWEDEN	2 029 933	186 622	112 999	SYRIA	90 086	4 111	2 481
FINLAND	615 642	42 874	25 894	IRAN	90 896	13 961	8 528
SWITZERLAND	3 909 630	240 121	145 381	ISRAEL	74 245	6 655	4 028
AUSTRIA	1 071 319	158 728	96 105	JORDAN	11 736	976	588
TURKEY	74 961	5 140	3 131	SAUDI ARABIA	46 278	4 657	2 793
ESTONIA	237	88	51	KUWAIT	950	177	106
POLAND	2 708 709	146 106	88 270	BAHRAIN	2 901	228	138
CZECH REPUBL	3 751 535	190 392	115 144	QATAR	2 394	182	111
SLOVAKIA	49 045	3 017	1 824	ARAB EMIRAT	41 092	3 300	2 007
HUNGARY	491 545	23 614	14 274	PAKISTAN	93 605	6 686	3 983
ROMANIA	91 708	5 011	3 058	INDIA	62 552	8 089	4 859
UKRAINE	36 708	5 055	3 043	SRI LANKA	613	133	82
BELARUS	4 749	195	121	THAILAND	419 706	27 157	16 270
RUSSIA	223 263	19 600	11 870	VIETNAM	6 183	394	231
SLOVENIA	270 389	34 108	20 557	INDONESIA	115 881	8 926	5 421
CROATIA	562	179	114	MALAYSIA	173 767	12 736	7 729
EGYPT	145 222	7 426	4 496	SINGAPORE	294 983	22 691	13 715
SOUTH AFRICA	68 235	3 924	2 389	PHILIPPINES	9 022	1 723	1 045
USA	27 004	13 323	8 077	CHINA	3 752 245	171 839	104 749
CANADA	442	83	52	SOUTH KOREA	485 915	39 726	20 207
BRAZIL	15 684	3 366	2 045	JAPAN	12 642	3 601	2 173
ISRAEL	1 619	217	130	TAIWAN	237 274	20 633	12 346
INDIA	44 693	15 289	9 303	HONG KONG	409 679	23 948	14 593
SOUTH KOREA	39 531	11 751	7 108	AUSTRALIA	28 214	7 804	4 742
JAPAN	116 965	28 790	17 503	NEW ZEALAND	6 179	2 276	1 376
TAIWAN	2 738	790	481	UNID COUNTR	14 454	1 807	1 073
EXPORTS				677 RAILWAY TRACK IRON, STEEL			
FRANCE	5 650 334	477 564	289 646	IMPORTS	1 053 120	109 471	66 290
BELGIUM LUX	3 613 721	267 674	162 216	FRANCE	572	206	125
NETHERLANDS	6 481 232	441 740	267 633	BELGIUM LUX	37 571	6 620	4 023
ITALY	3 174 572	270 013	164 012	NETHERLANDS	41 406	5 072	3 086
UNTD KINGDOM	2 695 944	213 781	129 263	ITALY	1 710	80	48
IRELAND	43 915	7 800	4 700	UNTD KINGDOM	10 993	1 222	749
DENMARK	625 975	64 437	39 004	DENMARK	10 605	687	414
GREECE	51 086	5 632	3 414	GREECE	936	232	141
PORTUGAL	83 125	14 620	8 843	EU	139 163	18 233	11 082
SPAIN	385 366	43 198	26 174	SWEDEN	14 926	1 189	730
EU	22 805 271	1 806 459	1 094 905	FINLAND	692	198	122
CANARY IS	245	89	53	SWITZERLAND	1 961	1 504	911
ICELAND	8 686	874	512	AUSTRIA	444 813	54 253	32 769
NORWAY	313 226	32 342	19 584	POLAND	380 878	29 653	17 992
SWEDEN	756 218	71 444	43 220	CZECH REPUBL	56 052	3 627	2 198
FINLAND	292 698	28 111	16 980	HUNGARY	1 018	96	59
SWITZERLAND	1 544 150	171 806	103 918	SLOVENIA	470	142	86
AUSTRIA	1 189 923	135 898	82 309	CROATIA	209	93	54
MALTA	824	205	123	USA	1 459	315	186
TURKEY	270 784	25 900	15 648	EXPORTS	1 672 494	152 172	92 117
ESTONIA	159	53	34	FRANCE	16 806	5 659	3 442
LATVIA	216	55	33	BELGIUM LUX	10 667	3 285	1 974
LITHUANIA	324	122	75	NETHERLANDS	190 818	28 594	17 351
POLAND	211 383	24 107	14 562	ITALY	157 404	5 115	3 047
CZECH REPUBL	194 619	25 602	15 463	UNTD KINGDOM	37 670	2 091	1 274
SLOVAKIA	26 238	2 924	1 751	IRELAND	2 779	1 399	849
HUNGARY	133 157	17 239	10 432	DENMARK	5 856	2 462	1 487
ROMANIA	8 764	3 908	2 353	GREECE	1 217	558	329
BULGARIA	4 905	880	527	PORTUGAL	810	474	288
BELARUS	644	591	349	SPAIN	6 413	2 244	1 349
RUSSIA	26 607	3 976	2 370	EU	430 439	51 881	31 390
SLOVENIA	57 440	7 395	4 452	NORWAY	14 217	2 928	1 756
CROATIA	23 102	3 670	2 221	SWEDEN	7 669	3 977	2 428
MACEDONIA	1 881	669	408	FINLAND	8 451	2 202	1 345
MOROCCO	7 542	653	388	SWITZERLAND	127 455	20 564	12 515

6 IMPORTS AND EXPORTS (SPECIAL TRADE) BY GROUPS OF THE SITC-REV. III AND BY COUNTRIES OF PRODUCTION AND CONSUMPTION 1993

GROUP COUNTRY	DT = 100 KG	1 000 DM	1 000 \$	GROUP COUNTRY	DT = 100 KG	1 000 DM	1 000 \$
AUSTRIA	36 734	9 039	5 483	LIBYA	50 267	9 724	5 896
TURKEY	6 078	1 180	728	EGYPT	4 273	1 066	650
POLAND	87 203	5 112	3 094	SUDAN	501	72	42
CZECH REPUB.	4 252	3 355	2 012	CAPE VERDE	1 230	81	49
SLOVAKIA	445	255	152	GUINEA	831	56	35
HUNGARY	470	253	155	GHANA	1 229	194	117
ROMANIA	576	170	103	NIGERIA	4 803	866	519
BULGARIA	2 235	961	589	ETHIOPIA	1 905	334	204
RUSSIA	3 296	784	474	UGANDA	604	96	60
SLOVENIA	1 124	284	170	SOUTH AFRICA	4 664	3 123	1 890
CROATIA	250	123	75	USA	93 208	22 099	13 370
MOROCCO	341	61	39	CANADA	38 736	4 543	2 758
EGYPT	242	246	150	MEXICO	10 561	3 618	2 172
NIGERIA	1 165	705	414	COSTA RICA	1 548	191	116
MAURITIUS	396	66	41	DOMINIC REP	38	51	30
USA	77 578	9 448	5 646	COLOMBIA	819	366	220
CANADA	586	195	118	VENEZUELA	552	222	135
MEXICO	751	152	92	ECUADOR	630	93	55
TRINIDAD TOB	202	80	49	PERU	1 294	191	115
VENEZUELA	1 959	301	187	BRAZIL	2 373	2 744	1 652
BRAZIL	682	321	192	CHILE	2 622	774	462
CHILE	498	71	41	BOLIVIA	227	82	46
IRAN	55 600	15 521	9 328	URUGUAY	386	87	54
ISRAEL	1 310	468	286	ARGENTINA	498	411	249
SAUDI ARABIA	1 898	568	345	CYPRUS	296	54	32
ARAB EMIRAT	340	62	37	LEBANON	277	73	43
PAKISTAN	261	81	48	SYRIA	17 501	3 774	2 289
INDIA	484	65	38	IRAN	3 902	1 179	708
THAILAND	32 166	1 018	602	ISRAEL	10 653	2 097	1 267
INDONESIA	608	108	64	JORDAN	478	104	63
SINGAPORE	1 421	211	126	SAUDI ARABIA	693	218	128
CHINA	737 447	14 435	8 799	ARAB EMIRAT	737	385	233
SOUTH KOREA	1 823	286	175	YEMEN	1 028	126	77
JAPAN	448	95	58	PAKISTAN	101	87	53
TAIWAN	19 475	4 193	2 565	INDIA	2 714	2 520	1 511
UNID COUNTR	2 489	78	47	SRI LANKA	1 373	194	120

678 WIRE OF IRON OR STEEL

IMPORTS	3 938 154	549 887	332 853
FRANCE	792 179	103 340	62 524
BELGIUM LUX	695 882	132 164	80 007
NETHERLANDS	247 607	26 128	15 783
ITALY	355 734	48 583	29 428
UNITD KINGDOM	118 204	20 864	12 647
DENMARK	1 938	325	195
GREECE	10 131	1 393	843
SPAIN	31 549	6 574	3 974
EU	2 253 445	339 430	205 438
NORWAY	492	117	71
SWEDEN	97 673	46 393	28 199
FINLAND	1 809	249	151
SWITZERLAND	106 523	22 051	13 971
AUSTRIA	239 215	37 397	22 624
LITHUANIA	33 645	1 594	970
POLAND	99 414	6 903	4 183
CZECH REPUB.	741 355	43 042	26 010
SLOVAKIA	123 426	7 742	4 667
HUNGARY	3 605	312	188
ROMANIA	2 184	166	101
UKRAINE	15 272	693	419
RUSSIA	42 718	1 980	1 189
SLOVENIA	13 584	1 607	971
SOUTH AFRICA	81 150	6 194	3 738
USA	4 828	3 712	2 243
INDIA	3 382	1 305	788
CHINA	18 330	2 298	1 390
SOUTH KOREA	3 974	2 215	1 345
JAPAN	50 035	23 681	14 311
TAIWAN	946	556	335
EXPORTS	2 444 003	429 378	259 964
FRANCE	841 003	88 802	53 838
BELGIUM LUX	189 642	34 605	20 955
NETHERLANDS	316 926	50 473	30 536
ITALY	51 348	14 048	8 524
UNITD KINGDOM	56 096	18 362	11 102
IRELAND	7 071	3 046	1 839
DENMARK	82 026	12 522	7 567
GREECE	8 442	1 191	717
PORTUGAL	11 116	4 960	3 027
SPAIN	24 299	7 910	4 780
EU	1 587 969	235 919	142 885
NORWAY	8 074	1 734	1 050
SWEDEN	27 906	5 168	3 130
FINLAND	8 162	3 044	1 842
SWITZERLAND	211 866	40 936	24 801
AUSTRIA	160 975	27 339	16 552
TURKEY	14 786	5 980	3 604
POLAND	24 584	5 087	3 068
CZECH REPUB.	17 721	4 198	2 543
SLOVAKIA	1 385	364	224
HUNGARY	19 712	4 808	2 795
ROMANIA	578	505	306
BULGARIA	641	720	438
RUSSIA	4 682	938	558
AZERBAIJAN	1 591	463	290
SLOVENIA	8 599	2 779	1 682
CROATIA	4 218	964	588
BOS HERZEGOV	823	124	75
MACEDONIA	1 302	569	340
MOROCCO	3 197	569	340
ALGERIA	1 408	396	234
TUNISIA	1 093	184	112

679 TUBES, PIPES, ETC. IRON, STL

IMPORTS	14 659 090	2 271 537	1 375 163
FRANCE	1 549 055	262 133	158 828
BELGIUM LUX	913 488	94 372	57 010
NETHERLANDS	1 059 475	164 445	99 601
ITALY	3 786 083	476 780	288 633
UNITD KINGDOM	503 836	73 404	44 429
IRELAND	1 317	2 999	1 814
DENMARK	241 298	58 207	34 997
GREECE	14 067	1 781	1 072
PORTUGAL	6 401	3 271	2 010
SPAIN	441 561	69 668	42 202
EU	8 516 581	1 207 060	730 596
NORWAY	56 508	11 335	6 874
SWEDEN	350 456	127 246	77 172
FINLAND	413 527	58 709	35 625
SWITZERLAND	1 129 196	285 793	173 043
AUSTRIA	1 211 120	226 852	137 301
TURKEY	114 273	11 401	6 894
ESTONIA	409	365	214
LATVIA	5 602	452	263
LITHUANIA	22 002	614	376
POLAND	479 838	55 429	33 598
CZECH REPUB.	693 279	61 932	37 307
SLOVAKIA	350 081	25 941	15 623
HUNGARY	559 116	43 349	26 376
ROMANIA	83 717	8 571	5 211
BULGARIA	12 889	1 363	833
UKRAINE	40 082	3 706	2 233
BELARUS	4 033	449	275
RUSSIA	103 073	8 928	5 409
SLOVENIA	114 906	11 432	6 910
CROATIA	227 017	24 145	14 642
BOS HERZEGOV	425	57	36
MACEDONIA	584	60	35
EGYPT	2 278	251	154
SOUTH AFRICA	22 113	1 754	1 063
USA	31 115	36 892	22 258
CANADA	2 738	2 174	1 325
MEXICO	1 701	325	199
BRAZIL	39 036	5 515	3 335
ARGENTINA	2 834	306	187
ISRAEL	3 631	4 465	2 717
JORDAN	14	286	175
INDIA	3 162	1 011	618
THAILAND	15 552	3 959	2 375
MALAYSIA	991	1 297	794
SINGAPORE	112	247	152
PHILIPPINES	205	64	37
CHINA	13 768	4 883	2 964
SOUTH KOREA	4 899	3 182	1 928
JAPAN	23 411	20 507	12 439
TAIWAN	8 241	8 612	5 224

6 IMPORTS AND EXPORTS (SPECIAL TRADE) BY GROUPS OF THE SITC-REV. III AND BY COUNTRIES OF PRODUCTION AND CONSUMPTION 1993

GROUP COUNTRY	DT = 100 KG	1 000 DM	1 000 \$	GROUP COUNTRY	DT = 100 KG	1 000 DM	1 000 \$
HONG KONG	352	372	221	KUWAIT	206 816	33 242	20 512
AUSTRALIA	59	121	72	BAHRAIN	3 424	1 285	768
EXPORTS	19 021 446	3 778 126	2 284 794	QATAR	46 172	6 201	3 748
FRANCE	1 404 186	307 832	186 771	ARAB EMIRAT	197 627	38 836	23 669
BELGIUM LUX	713 517	166 218	100 849	OMAN	1 650	516	309
NETHERLANDS	2 807 632	501 811	303 969	YEMEN	5 172	1 946	1 193
ITALY	1 087 931	223 531	136 426	PAKISTAN	18 047	3 931	2 379
UNTD KINGDOM	1 087 033	216 569	130 934	INDIA	1 044 979	124 646	74 848
IRELAND	13 602	5 491	3 311	BANGLADESH	271	89	57
DENMARK	676 802	121 386	73 530	SRI LANKA	8 685	1 198	732
GREECE	89 808	13 477	8 200	MYANMAR	119	102	62
PORTUGAL	71 495	17 132	10 988	THAILAND	23 869	6 011	3 616
SPAIN	205 791	48 022	29 108	VIETNAM	758	225	135
EU	8 157 797	1 621 469	983 486	INDONESIA	23 102	7 723	4 682
CANARY IS	538	162	95	MALAYSIA	759 463	107 946	63 283
ICELAND	15 875	2 266	1 384	BRUNEI	3 205	1 336	806
NORWAY	674 331	133 369	80 948	SINGAPORE	115 189	20 301	12 207
SWEDEN	410 663	100 099	60 564	PHILIPPINES	21 110	3 902	2 333
FINLAND	157 372	45 501	27 516	CHINA	1 348 962	193 442	116 415
SWITZERLAND	526 943	205 827	124 688	NORTH KOREA	806	185	109
AUSTRIA	871 870	226 560	137 252	SOUTH KOREA	42 402	18 374	11 079
ANDORRA	128	48	30	JAPAN	25 521	8 668	5 248
MALTA	2 529	820	486	TAIWAN	46 643	9 957	5 942
TURKEY	461 620	79 047	47 832	HONG KONG	15 049	6 236	3 769
ESTONIA	6 911	1 030	620	MACAO	399	302	178
LATVIA	662	360	213	AUSTRALIA	33 098	9 086	5 504
LITHUANIA	3 376	805	486	NEW ZEALAND	1 300	994	603
POLAND	260 588	58 487	35 406	UNID COUNTR	8 767	2 562	1 534
CZECH REPUBL	188 801	49 151	29 605	681 SILVER, PLATINUM, ETC.			
SLOVAKIA	52 653	11 967	7 281	IMPORTS	9 444	720 924	435 827
HUNGARY	163 154	34 852	20 993	FRANCE	1 390	41 672	25 159
ROMANIA	11 123	4 371	2 640	BELGIUM LUX	896	29 899	18 178
BULGARIA	7 683	2 961	1 786	NETHERLANDS	373	39 552	23 803
ALBANIA	47 547	6 164	3 756	ITALY	16	1 938	1 167
UKRAINE	3 852	1 563	946	UNTD KINGDOM	2 121	109 398	65 975
BELARUS	1 856	954	581	DENMARK	8	166	103
RUSSIA	214 039	42 050	25 558	GREECE	18	487	287
AZERBAIJAN	722	366	226	SPAIN	379	2 098	1 264
KAZAKHSTAN	14 000	2 489	1 496	EU	5 201	225 213	135 938
UZBEKISTAN	17 714	3 192	1 917	NORWAY	4	6 022	3 684
SLOVENIA	20 372	6 649	4 002	SWEDEN	431	10 330	6 236
CROATIA	55 856	11 299	6 825	FINLAND	110	2 488	1 501
BOS HERZEGOV	357	120	73	SWITZERLAND	670	90 818	54 838
MACEDONIA	1 555	392	239	AUSTRIA	138	17 491	10 571
MOROCCO	6 381	1 738	1 054	TURKEY	14	341	208
ALGERIA	54 020	10 826	6 568	LATVIA	22	485	295
TUNISIA	318 808	50 933	30 562	LITHUANIA		356	216
LIBYA	174 542	36 132	21 906	POLAND	1 447	30 869	18 789
EGYPT	102 918	17 855	10 834	CZECH REPUBL	24	545	327
SUDAN	742	212	127	ROMANIA	1	1 785	1 105
CHAD	8 406	1 664	1 037	BULGARIA	157	3 346	2 057
GUINEA	2 892	423	248	BELARUS	2	1 564	932
SIERRA LEONE	81	60	36	RUSSIA	69	77 416	46 800
CTE D IVOIRE	515	105	62	KAZAKHSTAN	300	6 797	4 149
GHANA	4 674	1 279	777	SLOVENIA	5	100	61
Togo	124	81	49	CROATIA	4	130	80
NIGERIA	55 840	9 268	5 567	MACEDONIA	249	6 005	3 677
CAMEROON	7 430	885	538	SOUTH AFRICA	332	170 957	103 306
CENT AFR REP	598	159	94	USA	178	57 094	34 576
GABON	15 551	1 435	853	CANADA		530	312
CONGO	6 442	1 088	654	MEXICO	43	1 185	699
ZAIRE	12 415	1 332	821	PERU	30	723	427
RWANDA	2 011	185	112	BRAZIL	2	2 075	1 267
BURUNDI	2 654	1 063	644	CHILE	10	208	130
ANGOLA	5 982	902	556	INDIA		2 904	1 747
ETHIOPIA	2 338	496	296	CHINA		276	172
SOMALIA	98	48	30	JAPAN	1	1 287	782
KENYA	911	592	357	TAIWAN		244	148
TANZANIA	1 749	319	189	HONG KONG		1 196	715
MADAGASCAR	55	66	39	EXPORTS	14 331	764 755	460 187
ZIMBABWE	1 224	265	160	FRANCE	571	25 707	15 544
SOUTH AFRICA	54 388	17 499	10 581	BELGIUM LUX	308	13 650	8 237
NAMIBIA	13 820	1 502	908	NETHERLANDS	386	22 296	13 464
BOTSWANA	9 919	1 232	755	ITALY	820	22 331	13 548
USA	1 176 960	206 637	124 458	UNTD KINGDOM	270	41 400	25 121
CANADA	121 411	29 129	17 520	IRELAND	14	2 557	1 544
MEXICO	94 271	23 307	14 101	DENMARK	125	4 739	2 867
GUATEMALA	306	287	174	GREECE	428	10 528	6 354
EL SALVADOR	197	61	35	PORTUGAL	489	9 790	5 931
COSTA RICA	79	165	99	SPAIN	763	19 191	11 599
PANAMA	151	404	247	EU	4 174	172 189	104 209
CUBA	354	112	68	ICELAND		68	41
ANTIGUA	134	120	74	NORWAY	277	7 583	4 577
MARTINIQUE	223	83	51	SWEDEN	397	12 496	7 534
JAMAICA	493	105	64	FINLAND	101	2 574	1 561
TRINIDAD TOB	7 439	1 215	715	SWITZERLAND	2 990	201 030	119 681
NETH ANTILL	7 566	1 457	884	AUSTRIA	548	25 291	15 241
COLOMBIA	7 723	1 909	1 145	MALTA	53	1 104	664
VENEZUELA	10 560	5 830	3 525	TURKEY	175	2 364	1 423
GUYANA	813	90	55	ESTONIA	10	286	172
ECUADOR	110	83	51	POLAND	25	678	410
PERU	1 885	1 310	792	CZECH REPUBL	50	4 479	2 731
BRAZIL	111 857	11 319	6 806	SLOVAKIA	4	60	39
CHILE	10 443	3 595	2 160	HUNGARY	165	2 436	1 466
PARAGUAY	542	289	177	BULGARIA	3	573	348
URUGUAY	1 395	779	478	UKRAINE	10	267	156
ARGENTINA	3 907	1 392	840	BELARUS	6	1 618	979
CYPRUS	955	498	299	RUSSIA		112	66
LEBANON	9 417	1 193	712	SLOVENIA	97	1 731	1 040
SYRIA	13 297	2 412	1 459	CROATIA	43	4 248	2 586
IRAN	129 373	38 675	23 169	MACEDONIA	1	49	30
ISRAEL	36 001	7 882	4 766				
JORDAN	13 451	2 313	1 413				
SAUDI ARABIA	35 494	11 655	7 067				

6 IMPORTS AND EXPORTS (SPECIAL TRADE) BY GROUPS OF THE SITC-REV. III AND BY COUNTRIES OF PRODUCTION AND CONSUMPTION 1993

GROUP COUNTRY	DT = 100 KG	1 000 DM	1 000 \$	GROUP COUNTRY	DT = 100 KG	1 000 DM	1 000 \$
MOROCCO	2	51	30	SOUTH KOREA	269	426	260
ALGERIA	24	111	68	JAPAN	6 585	12 856	7 763
TUNISIA	1	106	66	TAIWAN	2 705	2 631	1 636
LIBYA		161	99	HONG KONG	73	74	45
EGYPT	43	517	318	AUSTRALIA	212 033	72 516	44 151
MAURITIUS	4	58	33	EXPORTS	8 146 220	4 503 559	2 726 158
SOUTH AFRICA	156	2 141	1 291	FRANCE	1 352 623	767 885	464 789
USA	169	93 263	56 010	BELGIUM LUX	497 896	257 241	156 274
CANADA	7	3 562	2 153	NETHERLANDS	652 508	378 767	229 336
MEXICO	51	1 793	1 064	ITALY	1 076 621	544 668	329 823
BRAZIL	18	22 025	13 338	UNITD KINGDOM	1 096 676	554 744	335 602
CHILE	35	494	304	IRELAND	39 871	26 967	16 317
BOLIVIA		65	39	DENMARK	189 403	107 914	65 330
ARGENTINA	10	158	95	GREECE	45 896	26 354	15 952
CYPRUS	16	929	559	PORTUGAL	95 266	54 882	33 295
LEBANON	1	147	90	SPAIN	417 224	235 896	142 736
SYRIA	6	186	113	EU	5 463 984	2 955 318	1 789 454
IRAN	18	333	199	CANARY IS	1 992	1 230	741
ISRAEL	255	5 076	3 062	ICELAND	754	854	513
JORDAN	6	74	44	NORWAY	39 351	26 158	15 823
SAUDI ARABIA	5	698	419	SWEDEN	150 763	79 000	47 852
KUWAIT	8	337	201	FINLAND	42 556	29 773	18 067
BAHRAIN	3	62	36	SWITZERLAND	444 276	272 926	165 299
ARAB EMIRAT	854	16 913	10 328	AUSTRIA	684 646	336 102	203 654
PAKISTAN	19	279	171	MALTA	2 063	1 609	971
INDIA	8	628	381	TURKEY	41 727	27 290	16 486
SRI LANKA	6	196	121	ESTONIA	308	247	151
THAILAND	89	2 878	1 750	LATVIA	195	147	87
INDONESIA	7	58	35	LITHUANIA	1 171	406	247
MALAYSIA	45	2 391	1 443	POLAND	31 552	21 985	13 262
SINGAPORE	2 507	47 670	29 049	CZECH REPUB	182 614	72 498	44 011
PHILIPPINES	18	1 060	642	SLOVAKIA	20 874	9 989	6 036
CHINA	64	925	551	HUNGARY	40 290	21 996	13 339
SOUTH KOREA	44	30 084	18 067	ROMANIA	1 685	884	536
JAPAN	176	60 857	36 635	BULGARIA	1 117	1 122	681
TAIWAN	137	1 887	1 141	UKRAINE	2 365	2 356	1 417
HONG KONG	284	22 778	13 739	BELARUS	25 355	8 466	5 050
AUSTRALIA	85	2 120	1 278	RUSSIA	7 644	4 381	2 641
NEW ZEALAND	1	53	30	AZERBAIJAN	5 936	3 293	1 983
UNIO COUNTR	4	101	63	SLOVENIA	30 583	17 950	10 848
682 COPPER				CROATIA	13 774	9 722	5 902
IMPORTS	9 074 694	3 480 109	2 105 924	MACEDONIA	3 365	1 943	1 185
FRANCE	823 402	359 165	217 237	MOROCCO	19 271	8 607	5 206
BELGIUM LUX	1 148 461	468 683	283 680	ALGERIA	4 950	3 259	1 949
NETHERLANDS	131 567	61 854	37 427	TUNISIA	2 313	2 440	1 474
ITALY	332 968	169 637	102 645	LIBYA	2 066	1 703	1 037
UNITD KINGDOM	210 332	116 885	70 845	EGYPT	8 474	4 993	3 005
IRELAND	275	285	172	GHANA	1 727	765	465
DENMARK	5 973	3 646	2 209	NIGERIA	7 450	3 627	2 214
GREECE	36 472	18 978	11 557	KENYA	130	115	70
PORTUGAL	976	650	395	TANZANIA	201	114	66
SPAIN	61 483	40 724	24 508	ZIMBABWE	196	108	64
EU	2 751 909	1 240 507	750 675	SOUTH AFRICA	13 733	13 453	8 141
NORWAY	18 295	17 745	10 745	USA	378 532	223 066	134 755
SWEDEN	238 646	99 606	60 438	CANADA	21 762	13 619	8 225
FINLAND	298 516	128 964	78 214	MEXICO	3 243	2 695	1 625
SWITZERLAND	124 805	91 769	55 533	GUATEMALA	865	400	239
AUSTRIA	193 529	104 861	63 613	EL SALVADOR	497	534	320
TURKEY	14 141	4 712	2 787	NICARAGUA	77	141	83
ESTONIA	2 634	679	403	COSTA RICA	475	276	164
LATVIA	13 237	3 728	2 256	TRINIDAD TOB	514	329	201
LITHUANIA	36 792	12 251	7 374	NETH ANTILL	111	94	56
POLAND	1 160 030	375 050	226 671	COLOMBIA	1 687	1 478	890
CZECH REPUB	49 384	13 665	8 242	VENEZUELA	1 903	2 179	1 329
SLOVAKIA	78 113	23 900	14 383	ECUADOR	284	305	183
HUNGARY	78 631	23 190	13 966	PERU	2 120	1 107	668
ROMANIA	14 784	3 228	1 913	BRAZIL	6 973	7 789	4 707
BULGARIA	65 792	22 211	13 581	CHILE	163	272	162
ALBANIA	235	67	39	BOLIVIA	93	76	46
UKRAINE	46 976	11 401	6 929	URUGUAY	255	172	103
BELARUS	87 522	29 478	17 861	ARGENTINA	4 331	2 443	1 459
MOLDOVA	608	199	122	CYPRUS	448	555	338
RUSSIA	1 679 742	515 268	311 495	LEBANON	851	970	590
GEORGIA	1 726	517	310	SYRIA	395	368	223
AZERBAIJAN	514	144	89	IRAN	8 969	6 657	4 035
KAZAKHSTAN	175 174	55 432	33 503	ISRAEL	50 443	28 950	17 438
UZBEKISTAN	1 970	531	315	JORDAN	889	844	503
TADJIKISTAN	13 576	3 767	2 263	SAUDI ARABIA	15 340	10 316	6 239
KYRGHYZSTAN	3 961	970	588	KUWAIT	619	968	588
SLOVENIA	38 997	15 463	9 398	BAHRAIN	577	396	240
MACEDONIA	5 377	1 021	618	QATAR	38	54	32
ZAIRE	27 242	9 080	5 546	ARAB EMIRAT	3 107	2 519	1 532
TANZANIA	540	124	75	OMAN	388	321	194
ZIMBABWE	2 266	646	383	YEMEN	529	263	159
SOUTH AFRICA	472 917	152 638	92 330	PAKISTAN	1 876	1 942	808
NAMIBIA	2 036	732	453	INDIA	14 550	13 286	8 001
BOTSWANA	7 461	2 430	1 483	BANGLADESH	1 111	522	315
USA	71 579	63 214	38 270	SRI LANKA	1 340	964	584
CANADA	78 514	29 487	17 886	NEPAL	92	63	38
MEXICO	93 344	26 776	16 264	MYANMAR	2 014	1 230	744
PERU	14 236	4 923	3 044	THAILAND	7 412	7 244	4 359
BRAZIL	15 722	4 862	2 887	VIETNAM	104	61	37
CHILE	813 142	266 976	161 535	INDONESIA	14 866	10 888	6 573
CYPRUS	122	76	47	MALAYSIA	21 432	11 466	6 943
IRAN	38 620	16 438	9 773	SINGAPORE	82 498	54 687	32 969
ISRAEL	7 225	2 610	1 580	PHILIPPINES	932	978	592
JORDAN	613	162	100	CHINA	4 790	6 280	3 789
ARAB EMIRAT	300	74	44	NORTH KOREA	30	57	36
INDIA	225	228	137	SOUTH KOREA	19 053	22 079	13 337
THAILAND	3 857	3 199	1 945	JAPAN	8 173	7 856	4 734
MALAYSIA	232	294	171	TAIWAN	70 849	40 710	24 636
SINGAPORE	262	374	225	HONG KONG	57 556	45 928	27 699
CHINA	6 734	5 717	3 471	AUSTRALIA	21 039	14 804	8 946
				NEW ZEALAND	6 179	4 068	2 456

6 IMPORTS AND EXPORTS (SPECIAL TRADE) BY GROUPS OF THE SITC-REV. III AND BY COUNTRIES OF PRODUCTION AND CONSUMPTION 1993

GROUP COUNTRY	DT = 100 KG	1 000 DM	1 000 \$	GROUP COUNTRY	DT = 100 KG	1 000 DM	1 000 \$
UNID COUNTR	1 668	1 457	881	SAUDI ARABIA	30	274	163
683 NICKEL				ARAB EMIRAT	2 128	7 469	4 568
IMPORTS	587 827	590 715	357 909	PAKISTAN	172	868	521
FRANCE	40 798	49 710	30 006	INDIA	1 334	5 179	3 122
BELGIUM LUX	4 996	5 014	3 048	THAILAND	370	741	448
NETHERLANDS	1 652	1 586	965	INDONESIA	379	827	500
ITALY	2 188	3 350	2 039	MALAYSIA	26	132	80
UNTD KINGDOM	56 165	67 193	40 589	BRUNEI	22	108	67
IRELAND	373	1 496	911	SINGAPORE	154	615	375
PORTUGAL	38	62	38	PHILIPPINES	127	393	237
SPAIN	196	1 128	687	CHINA	48	210	127
EU	106 409	129 551	78 290	SOUTH KOREA	2 807	8 997	5 476
NORWAY	73 861	68 067	41 201	JAPAN	3 624	9 506	5 726
SWEDEN	4 164	6 912	4 183	TAIWAN	1 916	4 446	2 677
FINLAND	23 306	20 484	12 358	HONG KONG	2 282	3 550	2 142
SWITZERLAND	276	928	566	AUSTRALIA	1 670	4 322	2 600
AUSTRIA	2 002	3 291	1 990	NEW ZEALAND	86	151	90
ESTONIA	18 829	14 619	8 740	UNID COUNTR	137	359	215
LATVIA	21 985	17 542	10 459	684 ALUMINIUM			
LITHUANIA	10 296	7 961	4 866	IMPORTS	13 893 150	4 436 061	2 683 612
POLAND	587	426	258	FRANCE	1 558 728	524 749	318 386
CZECH REPUBL	455	482	299	BELGIUM LUX	787 880	275 460	166 369
HUNGARY	451	438	267	NETHERLANDS	1 288 277	468 283	283 017
BULGARIA	231	203	126	ITALY	634 963	266 636	161 257
UKRAINE	1 069	837	507	UNTD KINGDOM	805 247	240 993	145 567
BELARUS	4 703	3 842	2 348	IRELAND	25 868	16 631	10 076
MOLDOVA	243	164	100	DENMARK	178 308	75 857	45 963
RUSSIA	205 275	176 343	107 305	GREECE	126 424	46 346	28 100
GEORGIA	151	120	73	PORTUGAL	308	112	69
AZERBAIJAN	1 960	1 701	1 047	SPAIN	294 943	79 620	48 152
KAZAKHSTAN	820	608	357	EU	5 700 946	1 994 687	1 206 956
TADJIKISTAN	1 382	1 170	723	ICELAND	292 765	69 430	41 811
KYRGYZSTAN	246	226	141	NORWAY	2 357 989	606 784	366 728
SLOVENIA	5 514	8 635	5 197	SWEDEN	347 171	113 297	68 676
ZIMBABWE	10 976	9 637	5 852	FINLAND	41 076	17 972	10 869
SOUTH AFRICA	20 217	18 715	11 386	SWITZERLAND	400 021	290 919	176 201
USA	13 240	42 765	25 964	AUSTRIA	790 815	399 857	241 969
CANADA	37 424	33 511	20 209	MALTA	1 446	575	351
BRAZIL	344	518	323	TURKEY	87 315	29 848	17 995
SOUTH KOREA	100	75	46	ESTONIA	9 485	1 836	1 081
JAPAN	120	523	314	LATVIA	31 663	5 646	3 424
AUSTRALIA	21 164	20 377	12 387	LITHUANIA	28 090	4 892	2 961
EXPORTS	265 964	450 604	273 108	POLAND	173 242	47 915	28 955
FRANCE	69 940	94 758	57 384	CZECH REPUBL	114 074	26 972	16 308
BELGIUM LUX	9 363	12 846	7 791	SLOVAKIA	27 828	7 058	4 246
NETHERLANDS	28 789	32 743	20 071	HUNGARY	222 775	59 943	36 017
ITALY	24 825	39 099	23 774	ROMANIA	2 851	776	468
UNTD KINGDOM	24 997	38 225	23 154	BULGARIA	623	132	80
IRELAND	1 591	3 131	1 894	UKRAINE	30 092	5 554	3 373
DENMARK	486	2 189	1 334	BELARUS	84 853	16 158	9 715
GREECE	113	505	305	RUSSIA	1 048 810	201 506	122 009
PORTUGAL	240	767	462	GEORGIA	745	106	63
SPAIN	3 629	6 618	4 010	AZERBAIJAN	2 841	428	260
EU	163 973	230 881	140 179	KAZAKHSTAN	301	288	174
NORWAY	447	1 745	1 042	TADJIKISTAN	24 442	4 264	2 619
SWEDEN	5 125	9 066	5 421	SLOVENIA	70 675	22 084	13 397
FINLAND	348	1 027	619	CROATIA	38 907	11 934	7 196
SWITZERLAND	5 395	15 240	9 252	MACEDONIA	13 080	3 802	2 310
AUSTRIA	14 513	31 812	19 344	EGYPT	113 530	23 878	14 398
MALTA	45	250	149	GHANA	613 924	149 968	90 600
TURKEY	681	2 230	1 344	CAMEROON	154 994	36 362	22 134
LITHUANIA	215	238	143	SOUTH AFRICA	11 303	2 606	1 573
POLAND	905	1 142	1 143	USA	47 188	36 930	22 394
CZECH REPUBL	7 584	9 047	5 456	CANADA	673 739	145 416	88 215
SLOVAKIA	103	179	106	COSTA RICA	2 291	1 014	618
HUNGARY	2 437	8 934	5 413	VENEZUELA	35 416	8 631	5 196
ROMANIA	526	853	510	SURINAME	69 094	15 248	9 062
BULGARIA	275	584	357	BRAZIL	83 648	19 309	11 671
RUSSIA	36	381	233	ARGENTINA	27 193	6 072	3 650
SLOVENIA	13 171	15 276	9 246	CYPRUS	2 515	432	259
CROATIA	83	164	100	ISRAEL	34 549	19 166	11 596
BOS HERZEGOV	30	70	44	BAHRAIN	60 577	15 678	9 553
MACEDONIA	27	60	35	ARAB EMIRAT	7 955	1 768	1 068
MOROCCO	26	100	61	INDIA	533	492	292
TUNISIA	21	108	65	VIETNAM	472	224	138
EGYPT	34	300	181	INDONESIA	799	351	212
SUDAN	7	110	66	MALAYSIA	487	247	153
NIGERIA	23	61	36	SINGAPORE	352	96	58
GABON	16	83	50	CHINA	1 858	1 416	867
MAURITIUS	7	60	36	SOUTH KOREA	22	54	33
ZIMBABWE	77	183	113	JAPAN	1 989	4 039	2 447
SOUTH AFRICA	1 119	3 667	2 206	TAIWAN	583	563	343
USA	24 860	51 698	31 246	HONG KONG	1 525	564	337
CANADA	2 755	5 337	3 218	AUSTRALIA	789	352	216
MEXICO	1 060	2 523	1 539	NEW ZEALAND	29	266	161
GUATEMALA	42	132	79	EXPORTS	9 325 210	4 547 191	2 751 257
EL SALVADOR	9	51	30	FRANCE	1 244 652	608 675	368 491
COSTA RICA	5	58	35	BELGIUM LUX	725 911	320 481	194 172
CUBA	46	738	455	NETHERLANDS	908 844	466 322	281 996
COLOMBIA	179	413	250	ITALY	1 011 498	418 024	253 004
VENEZUELA	398	966	594	UNTD KINGDOM	1 311 746	611 163	369 650
ECUADOR	11	88	53	IRELAND	44 863	23 107	13 961
PERU	239	447	270	DENMARK	202 164	126 195	76 318
BRAZIL	634	1 459	871	GREECE	98 628	45 377	27 399
CHILE	108	461	276	PORTUGAL	43 933	27 805	16 844
BOLIVIA	3	58	35	SPAIN	155 493	101 648	61 761
ARGENTINA	128	507	310	EU	5 747 732	2 748 795	1 663 596
SYRIA	56	276	166	CANARY IS	3 058	2 498	1 516
IRAN	520	1 441	873	CEUTA MEL	64	82	49
ISRAEL	205	511	312	ICELAND	1 222	1 503	905
JORDAN	25	59	36	NORWAY	28 462	22 936	13 882

6 IMPORTS AND EXPORTS (SPECIAL TRADE) BY GROUPS OF THE SITC-REV. III AND BY COUNTRIES OF PRODUCTION AND CONSUMPTION 1993

GROUP COUNTRY	DT = 100 KG	1 000 DM	1 000 \$	GROUP COUNTRY	DT = 100 KG	1 000 DM	1 000 \$
SWEDEN	271 503	135 508	82 094	THAILAND	34 430	13 800	8 319
FINLAND	73 522	37 974	22 953	VIETNAM	779	1 435	859
SWITZERLAND	513 275	250 720	151 886	CAMBODIA	40	77	46
AUSTRIA	826 055	357 880	217 020	INDONESIA	21 622	10 803	6 509
FAEROE IS	43	66	38	MALAYSIA	12 025	8 946	5 396
ANDORRA	793	546	331	BRUNEI	1 212	212	131
MALTA	592	847	513	SINGAPORE	54 625	28 403	17 176
TURKEY	87 177	36 639	22 082	PHILIPPINES	2 075	1 757	1 062
ESTONIA	34	60	38	CHINA	36 813	20 723	12 507
LATVIA	776	1 910	1 156	SOUTH KOREA	127 487	59 296	35 722
LITHUANIA	1 058	2 705	1 633	JAPAN	93 897	37 210	22 509
POLAND	158 259	62 133	37 638	TAIWAN	76 422	32 164	19 291
CZECH REPUBL	84 700	41 687	25 180	HONG KONG	23 335	15 569	9 372
SLOVAKIA	10 062	5 632	3 430	AUSTRALIA	22 009	18 774	11 338
HUNGARY	59 556	27 703	16 771	NEW ZEALAND	6 508	4 331	2 614
ROMANIA	520	598	361	FR POLYNESIA	48	82	50
BULGARIA	3 044	1 897	1 142	UNID COUNTR	2 119	1 782	1 059
ALBANIA	248	148	91				
UKRAINE	853	815	483	685 LEAD			
BELARUS	534	603	360				
RUSSIA	1 888	2 292	1 380	IMPORTS	1 210 440	99 519	60 298
GEORGIA	99	168	103				
AZERBAIJAN	192	379	225	FRANCE	124 558	10 245	6 208
TURKMENISTAN	11	50	30	BELGIUM LUX	263 573	18 849	11 423
SLOVENIA	23 283	12 006	7 246	NETHERLANDS	49 439	4 067	2 449
CROATIA	12 003	4 846	2 928	ITALY	11 407	1 040	633
BOS HERZEGOV	234	302	185	UNTD KINGDOM	426 943	38 620	23 365
SERB MONTNEG	1 014	244	148	DENMARK	593	116	69
MACEDONIA	1 419	687	420	EU	876 737	72 965	44 164
MOROCCO	13 981	6 728	4 064	CEUTA MEL	4 003	322	196
ALGERIA	7 590	2 750	1 646	SWEDEN	173 189	12 833	7 777
TUNISIA	7 861	4 667	2 814	SWITZERLAND	8 963	850	514
LIBYA	1 842	2 623	1 581	AUSTRIA	954	104	64
EGYPT	9 025	6 555	3 955	POLAND	51 223	3 185	1 933
SUDAN	653	771	460	CZECH REPUBL	13 888	945	574
MAURITANIA	1 498	322	195	ROMANIA	443	52	30
SENEGAL	173	131	78	SOUTH AFRICA	212	56	33
GUINEA	70	114	70	USA	203	125	75
CTE D IVOIRE	710	593	358	BOLIVIA	990	417	250
GHANA	286	341	210	CHINA	117	123	77
NIGERIA	1 958	1 365	824	HONG KONG	138	146	90
CAMEROON	535	2 091	1 237	AUSTRALIA	77 609	7 176	4 389
CENT AFR REP	38	71	43				
GABON	126	278	169	EXPORTS	875 003	105 763	64 175
CONGO	142	848	524				
ZAIRE	54	161	98	FRANCE	58 691	9 082	5 518
RWANDA	166	848	513	BELGIUM LUX	63 318	11 150	6 776
BURUNDI	80	53	33	NETHERLANDS	78 811	9 310	5 648
ANGOLA	589	278	170	ITALY	95 004	8 910	5 422
ETHIOPIA	515	268	160	UNTD KINGDOM	18 358	5 588	3 360
KENYA	1 411	1 157	698	IRELAND	70 141	5 149	3 100
TANZANIA	317	142	84	DENMARK	86 727	13 177	7 981
SEYCHELLES	28	75	46	GREECE	14 089	1 373	835
MADAGASCAR	362	586	357	PORTUGAL	1 709	177	110
REUNION	387	375	229	SPAIN	5 135	1 956	1 184
MAURITIUS	73	97	56	EU	491 983	65 872	39 954
ZAMBIA	314	165	101	NORWAY	3 628	562	339
ZIMBABWE	128	133	79	SWEDEN	16 623	2 179	1 329
SOUTH AFRICA	14 458	11 129	6 699	FINLAND	1 333	232	143
NAMIBIA	71	234	141	SWITZERLAND	21 238	2 762	1 674
USA	493 367	251 505	151 860	AUSTRIA	124 852	11 836	7 208
CANADA	20 173	16 501	9 968	TURKEY	1 522	142	88
MEXICO	18 857	12 072	7 318	POLAND	89 696	6 868	4 143
GUATEMALA	904	641	383	CZECH REPUBL	77 845	6 082	3 711
HONDURAS	222	151	88	HUNGARY	3 453	316	193
EL SALVADOR	3 274	2 484	1 495	SLOVENIA	375	87	53
COSTA RICA	484	653	396	LIBYA	20 295	1 851	1 122
PANAMA	99	187	113	ETHIOPIA	406	117	68
CUBA	304	232	141	USA	9 020	3 489	2 113
HAITI	23	101	62	CANADA	47	50	31
BAHAMAS	42	253	154	MEXICO	102	96	60
DOMINIC REP	765	657	396	PANAMA	297	60	37
GUADELOUPE	245	386	229	CHILE	591	147	87
MARTINIQUE	386	459	274	IRAN	180	127	77
JAMAICA	730	833	506	ISRAEL	3 498	422	254
TRINIDAD TOB	55	74	44	SAUDI ARABIA	1 470	341	204
NETH ANTILL	46	70	42	ARAB EMIRAT	850	198	121
COLOMBIA	6 485	3 788	2 294	THAILAND	523	97	60
VENEZUELA	52 579	23 288	14 109	INDONESIA	1 044	248	151
FRENCH GUIAN	18	55	34	SINGAPORE	88	162	99
ECUADOR	4 564	3 114	1 892	JAPAN	763	668	407
PERU	480	451	271	AUSTRALIA	1 026	133	78
BRAZIL	47 100	28 613	17 273				
CHILE	17 679	11 130	6 726	686 ZINC			
BOLIVIA	68	231	139				
PARAGUAY	361	1 269	773	IMPORTS	3 365 384	621 146	376 090
URUGUAY	122	137	79				
ARGENTINA	2 476	2 372	1 424	FRANCE	466 146	111 981	67 970
CYPRUS	1 490	975	591	BELGIUM LUX	791 613	139 372	84 288
LEBANON	2 152	1 012	619	NETHERLANDS	515 098	94 769	57 585
SYRIA	3 597	1 857	1 124	ITALY	62 674	17 042	10 340
IRAQ	74	105	62	UNTD KINGDOM	61 837	11 247	6 837
IRAN	18 995	14 331	8 621	DENMARK	1 177	274	164
ISRAEL	61 436	32 967	19 941	PORTUGAL	1 011	135	82
JORDAN	2 878	2 183	1 311	SPAIN	58 136	9 440	5 717
SAUDI ARABIA	96 271	46 112	27 920	EU	1 957 692	384 261	232 983
KUWAIT	4 570	3 247	1 966	NORWAY	330 143	53 076	32 031
BAHRAIN	323	474	287	SWEDEN	298	57	36
QATAR	50	56	34	FINLAND	289 527	49 008	29 559
ARAB EMIRAT	3 900	3 555	2 130	SWITZERLAND	760	249	148
OMAN	330	419	256	AUSTRIA	1 088	583	355
YEMEN	40	91	54	LATVIA	1 515	249	152
PAKISTAN	10 739	7 119	4 311	LITHUANIA	1 380	198	120
INDIA	8 784	4 952	3 002	POLAND	335 679	48 724	29 434
BANGLADESH	189	170	103	CZECH REPUBL	3 141	509	307
SRI LANKA	3 068	1 303	784	HUNGARY	1 053	139	85

6 IMPORTS AND EXPORTS (SPECIAL TRADE) BY GROUPS OF THE SITC-REV. III AND BY COUNTRIES OF PRODUCTION AND CONSUMPTION 1993

GROUP COUNTRY	DT = 100 KG	1 000 DM	1 000 \$	GROUP COUNTRY	DT = 100 KG	1 000 DM	1 000 \$
BELARUS	1 727	287	175	EXPORTS	47 570	41 403	25 030
RUSSIA	102 298	15 225	9 155	FRANCE	1 728	2 316	1 402
KAZAKHSTAN	32 382	4 780	2 881	BELGIUM LUX	8 218	5 909	3 585
UZBEKISTAN	3 786	566	340	NETHERLANDS	4 733	3 287	1 990
SLOVENIA	61 687	18 428	11 156	ITALY	1 549	1 907	1 160
MACEDONIA	41 148	5 943	3 592	UNTD KINGDOM	6 593	4 560	2 749
ALGERIA	109 259	17 493	10 649	IRELAND	213	192	119
SOUTH AFRICA	3 797	519	313	DENMARK	427	537	324
USA	62 097	15 391	9 290	GREECE	258	429	259
CANADA	16 706	2 997	1 853	PORTUGAL	147	152	90
PERU	7 319	2 173	1 303	SPAIN	457	556	337
HONG KONG	302	89	55	EU	24 323	19 845	12 015
EXPORTS	1 612 968	344 985	208 625	NORWAY	204	276	169
FRANCE	341 866	72 559	43 916	SWEDEN	2 146	1 986	1 208
BELGIUM LUX	305 725	51 728	31 275	FINLAND	570	753	457
NETHERLANDS	80 060	20 616	12 455	SWITZERLAND	2 142	2 169	1 309
ITALY	226 968	41 191	24 888	AUSTRIA	5 432	6 111	3 691
UNTD KINGDOM	104 820	19 488	11 852	TURKEY	173	156	93
IRELAND	382	130	77	POLAND	84	109	64
DENMARK	23 498	6 822	4 088	CZECH REPUBL	236	216	129
GREECE	6 762	1 308	793	HUNGARY	345	460	276
PORTUGAL	4 704	1 749	1 062	ROMANIA	110	115	72
SPAIN	9 783	3 790	2 298	SLOVENIA	155	218	132
EU	1 104 568	219 381	132 704	CROATIA	600	600	365
NORWAY	2 739	1 026	618	MACEDONIA	90	83	49
SWEDEN	8 283	2 332	1 411	TUNISIA	62	104	64
FINLAND	863	283	167	SOUTH AFRICA	282	351	207
SWITZERLAND	59 937	21 459	12 933	USA	8 894	5 211	3 147
AUSTRIA	270 359	62 657	37 910	MEXICO	68	80	48
TURKEY	4 734	1 433	870	COLOMBIA	37	70	40
LITHUANIA	687	203	121	BRAZIL	187	332	202
POLAND	16 122	3 214	1 921	ISRAEL	99	92	56
CZECH REPUBL	8 652	2 301	1 397	INDIA	540	743	445
SLOVAKIA	172	50	30	SINGAPORE	177	411	247
HUNGARY	5 790	1 379	837	PHILIPPINES	128	142	85
ROMANIA	1 619	328	196	TAIWAN	41	110	66
RUSSIA	443	151	88	HONG KONG	12	51	31
SLOVENIA	12 176	2 840	1 721	UNID COUNTR	66	77	47
CROATIA	1 319	509	306	689 MISC.NON-FERR.BASE METAL			
MOROCCO	262	51	30	IMPORTS	450 013	331 636	200 713
ALGERIA	879	272	164	FRANCE	30 648	19 448	11 811
LIBYA	18 225	3 612	2 235	BELGIUM LUX	16 564	28 428	17 277
EGYPT	3 510	950	572	NETHERLANDS	13 084	7 279	4 358
NIGERIA	10 984	1 870	1 139	ITALY	2 561	1 170	711
KENYA	6 400	1 018	612	UNTD KINGDOM	12 962	14 556	8 790
USA	373	229	138	DENMARK	476	286	166
CANADA	1 554	646	389	SPAIN	108	70	43
BRAZIL	380	368	221	EU	76 522	71 277	43 181
SYRIA	300	57	33	CEUTA MEL	194	62	38
IRAN	2 070	590	362	NORWAY	41 392	27 478	16 698
ISRAEL	1 787	574	344	SWEDEN	2 442	1 694	1 013
SAUDI ARABIA	1 847	615	370	FINLAND	1 523	5 689	3 457
BAHRAIN	231	57	33	SWITZERLAND	2 568	2 172	1 323
ARAB EMIRAT	1 460	361	222	AUSTRIA	23 276	24 888	15 054
MYANMAR	201	59	35	TURKEY	1 052	384	228
THAILAND	618	187	112	ESTONIA	2 733	4 177	2 526
INDONESIA	1 594	254	152	LATVIA	1 303	487	301
MALAYSIA	10 982	1 725	1 035	LITHUANIA	7 675	3 900	2 396
SINGAPORE	12 688	2 017	1 217	POLAND	2 160	1 879	1 139
PHILIPPINES	3 937	597	357	CZECH REPUBL	800	910	556
CHINA	619	275	162	SLOVAKIA	141	300	181
SOUTH KOREA	214	257	156	HUNGARY	2 817	1 034	622
JAPAN	7 782	2 236	1 347	BULGARIA	1 784	760	460
TAIWAN	14 956	2 762	1 656	BELARUS	285	457	278
HONG KONG	7 671	2 572	1 564	MOLDOVA	480	135	78
AUSTRALIA	1 679	655	400	GEORGIA	275	89	53
UNID COUNTR	280	112	64	ARMENIA	144	137	83
687 TIN				AZERBAIJAN	436	1 721	1 028
IMPORTS	197 519	176 329	106 923	TADJIKISTAN	519	123	75
FRANCE	411	369	224	KYRGHYZSTAN	248	65	40
BELGIUM LUX	6 344	4 952	2 975	MACEDONIA	80	96	56
NETHERLANDS	10 036	11 411	6 922	ZAIRE	2 007	8 672	5 276
ITALY	287	327	196	TANZANIA	73	402	243
UNTD KINGDOM	4 924	4 874	2 965	ZAMBIA	473	2 298	1 411
SPAIN	106	112	67	SOUTH AFRICA	54 655	16 311	9 854
EU	22 107	22 046	13 349	USA	58 839	47 954	28 994
SWEDEN	174	112	67	CANADA	6 320	12 767	7 761
AUSTRIA	56	75	45	PERU	3 983	3 502	2 101
LATVIA	224	176	106	BRAZIL	139	270	166
LITHUANIA	2 181	1 557	936	ISRAEL	690	707	423
CZECH REPUBL	448	323	189	INDIA	25	197	120
ROMANIA	239	164	96	CHINA	46 905	15 395	9 279
ALBANIA	150	145	89	SOUTH KOREA	233	258	158
UKRAINE	82	53	32	JAPAN	13 716	25 504	15 411
BELARUS	1 264	1 025	621	HONG KONG	1 309	369	217
RUSSIA	12 980	9 684	5 811	EXPORTS	149 146	212 693	128 695
GEORGIA	928	722	443	FRANCE	9 808	14 469	8 778
AZERBAIJAN	248	203	120	BELGIUM LUX	12 984	8 176	4 945
USA	1 231	1 217	732	NETHERLANDS	13 283	12 849	7 795
BRAZIL	49 777	45 534	27 666	ITALY	6 738	7 367	4 475
CHILE	2 129	1 947	1 182	UNTD KINGDOM	26 754	41 694	25 280
BOLIVIA	5 715	4 992	2 996	IRELAND	10	120	73
SYRIA	200	167	98	DENMARK	200	567	340
THAILAND	10 165	9 818	5 942	GREECE	1 720	2 224	1 339
VIETNAM	199	177	110	PORTUGAL	216	765	460
INDONESIA	26 731	23 610	14 329	SPAIN	1 842	1 982	1 196
MALAYSIA	10 088	8 610	5 235	EU	73 555	90 213	54 681
BRUNEI	150	128	76	NORWAY	6 189	1 928	1 147
SINGAPORE	1 763	1 628	1 011	SWEDEN	3 560	3 766	2 281
CHINA	44 989	39 154	23 768				
HONG KONG	3 060	2 822	1 726				

6 IMPORTS AND EXPORTS (SPECIAL TRADE) BY GROUPS OF THE SITC-REV. III AND BY COUNTRIES OF PRODUCTION AND CONSUMPTION 1993

GROUP COUNTRY	DT = 100 KG	1 000 DM	1 000 \$	GROUP COUNTRY	DT = 100 KG	1 000 DM	1 000 \$
FINLAND	1 804	710	426	EU	2 937 702	1 178 467	714 185
SWITZERLAND	3 329	6 855	4 176	CANARY IS	5 960	3 248	1 964
AUSTRIA	11 243	18 782	11 315	ICELAND	5 946	3 374	2 056
TURKEY	2 664	2 216	1 346	NORWAY	49 332	32 295	19 370
POLAND	797	705	425	SWEDEN	54 955	30 490	18 448
CZECH REPUB	898	1 234	747	FINLAND	10 642	5 785	3 494
SLOVAKIA	390	243	145	SWITZERLAND	599 686	287 516	173 796
HUNGARY	264	946	575	AUSTRIA	500 545	284 671	172 118
ROMANIA	120	115	71	FAEROE IS	605	71	42
BULGARIA	516	486	299	GIBRALTAR	420	174	108
RUSSIA	400	222	136	MALTA	5 728	1 125	678
SLOVENIA	214	525	315	TURKEY	83 253	28 074	16 954
CROATIA	28	155	94	ESTONIA	108	92	54
SOUTH AFRICA	183	1 870	1 134	LATVIA	2 990	2 426	1 476
USA	19 652	42 634	25 771	LITHUANIA	1 410	1 766	1 070
CANADA	50	239	142	POLAND	107 957	50 858	30 652
MEXICO	62	284	171	CZECH REPUB	121 896	52 726	31 793
COLOMBIA	34	296	179	SLOVAKIA	9 309	6 561	3 943
VENEZUELA	3 006	983	595	HUNGARY	70 507	30 504	18 457
BRAZIL	268	1 154	699	ROMANIA	3 423	1 814	1 093
CHILE	7	99	58	BULGARIA	3 264	2 670	1 607
ARGENTINA	7	86	54	UKRAINE	4 270	3 808	2 285
SYRIA	19	224	133	BELARUS	5 890	2 456	1 475
IRAN	48	382	222	RUSSIA	30 624	31 527	19 049
ISRAEL	390	675	402	ARMENIA	220	250	153
JORDAN	18	224	139	KAZAKHSTAN	883	843	513
SAUDI ARABIA	11	76	45	TURKMENISTAN	1 863	893	534
BAHRAIN	1 653	568	341	UZBEKISTAN	303	204	120
ARAB EMIRAT	185	263	164	SLOVENIA	12 507	10 180	6 158
YEMEN	20	225	131	CROATIA	15 408	5 437	3 294
INDIA	393	2 599	1 569	MACEDONIA	183	72	43
THAILAND	331	899	546	MOROCCO	2 408	4 675	2 803
SINGAPORE	35	259	159	ALGERIA	1 804	2 415	1 429
PHILIPPINES	57	53	32	TUNISIA	549	341	210
CHINA	75	292	180	LIBYA	20 437	16 732	10 088
SOUTH KOREA	169	1 451	873	EGYPT	4 347	2 846	1 715
JAPAN	4 001	19 278	11 658	SUDAN	1 343	1 256	740
TAIWAN	807	3 139	1 899	MAURITANIA	1 136	443	273
HONG KONG	25	302	184	NIGER	140	133	77
AUSTRALIA	10 679	4 442	2 679	SENEGAL	207	82	50
NEW ZEALAND	283	148	92	GUINEA	580	315	196
UNIO COUNTR	38	116	69	SIERRA LEONE	31	68	39
				GHANA	780	711	428
691 METALLIC STRUCTURES NES				TOGO	402	148	91
IMPORTS	7 523 470	2 347 153	1 419 451	NIGERIA	3 566	5 291	3 233
FRANCE	855 951	246 238	148 764	CAMEROON	438	208	123
BELGIUM LUX	403 157	187 329	113 623	CENT AFR REP	694	173	107
NETHERLANDS	913 183	251 390	151 838	S TOME PRINC	22	75	46
ITALY	263 739	104 685	63 137	BURUNDI	383	85	53
UNITD KINGDOM	156 727	77 877	47 268	ETHIOPIA	1 521	2 554	1 493
IRELAND	1 600	4 461	2 705	KENYA	474	562	336
DENMARK	526 094	129 895	78 502	UGANDA	78	73	43
GREECE	6 744	4 183	2 532	TANZANIA	264	138	84
PORTUGAL	501	301	184	MOZAMBIQUE	144	204	121
SPAIN	46 614	11 713	7 039	MAURITIUS	729	838	508
EU	3 174 310	1 018 072	615 592	ZAMBIA	821	110	66
NORWAY	40 139	13 222	8 034	MALAWI	4 290	7 393	4 494
SWEDEN	153 891	81 471	49 382	SOUTH AFRICA	3 035	3 289	2 009
FINLAND	119 392	38 590	23 249	LESOTHO	115	97	61
SWITZERLAND	489 137	253 467	153 393	USA	53 743	54 897	33 129
AUSTRIA	1 165 361	495 118	299 458	CANADA	22 937	13 249	8 027
TURKEY	5 082	4 324	2 607	MEXICO	6 015	5 351	3 284
ESTONIA	670	246	151	HONDURAS	8	68	41
LITHUANIA	2 182	366	221	GUADELOUPE	627	673	409
POLAND	1 228 497	191 279	115 463	MARTINIQUE	100	85	50
CZECH REPUB	512 171	89 737	54 240	JAMAICA	3 049	839	517
SLOVAKIA	108 630	19 500	11 787	COLOMBIA	1 652	1 650	946
HUNGARY	250 823	66 897	40 584	VENEZUELA	978	1 267	768
ROMANIA	22 633	4 604	2 792	FRENCH GUIAN	5 088	8 330	4 927
BULGARIA	3 734	405	245	ECUADOR	136	79	47
UKRAINE	7 914	714	431	PERU	101	228	135
SLOVENIA	23 723	4 972	3 013	BRAZIL	1 123	2 289	1 362
CROATIA	41 862	17 939	10 856	CHILE	17 281	4 128	2 531
SOUTH AFRICA	46 101	11 955	7 196	BOLIVIA	269	343	208
USA	20 769	10 543	6 384	URUGUAY	35	54	31
CANADA	6 060	3 351	2 043	ARGENTINA	2 717	3 492	2 104
MEXICO	30 003	4 194	2 546	CYPRUS	2 253	1 344	821
ISRAEL	3 384	3 585	2 139	LEBANON	1 090	636	378
JORDAN	77	52	32	SYRIA	720	374	223
INDIA	3 924	800	485	IRAN	12 247	16 703	10 156
THAILAND	81	111	65	ISRAEL	10 527	8 801	5 289
INDONESIA	688	516	317	JORDAN	3 870	653	396
MALAYSIA	27	52	31	SAUDI ARABIA	22 473	11 173	6 701
SINGAPORE	701	575	343	KUWAIT	11 807	3 168	1 915
CHINA	1 984	1 036	632	BAHRAIN	2 706	1 805	1 080
SOUTH KOREA	1 624	1 186	700	QATAR	2 167	941	555
JAPAN	244	363	221	ARAB EMIRAT	22 600	14 351	8 683
TAIWAN	1 416	1 178	719	OMAN	108	161	100
HONG KONG	144	129	78	YEMEN	1 153	191	114
AUSTRALIA	68	89	54	PAKISTAN	405	230	136
EXPORTS	5 065 164	2 412 414	1 459 306	INDIA	14 725	8 085	4 904
FRANCE	973 289	377 840	229 384	BANGLADESH	36	126	76
BELGIUM LUX	381 450	180 065	109 089	SRI LANKA	256	120	74
NETHERLANDS	821 352	315 649	191 111	NEPAL	348	903	532
ITALY	116 736	75 380	45 608	THAILAND	13 909	6 108	3 684
UNITD KINGDOM	140 537	79 868	48 358	VIETNAM	552	509	309
IRELAND	3 840	3 794	2 296	INDONESIA	7 253	5 296	3 172
DENMARK	354 521	53 011	31 995	MALAYSIA	7 739	9 368	5 555
GREECE	30 235	16 599	10 087	BRUNEI	170	155	91
PORTUGAL	17 815	15 652	9 481	SINGAPORE	15 050	16 143	9 762
SPAIN	97 927	60 609	36 776	PHILIPPINES	1 481	2 291	1 405
				CHINA	15 549	9 208	5 602
				SOUTH KOREA	15 497	22 852	13 653
				JAPAN	11 680	15 604	9 409
				TAIWAN	11 526	13 760	8 403
				HONG KONG	16 174	16 308	9 806

6 IMPORTS AND EXPORTS (SPECIAL TRADE) BY GROUPS OF THE SITC-REV. III AND BY COUNTRIES OF PRODUCTION AND CONSUMPTION 1993

GROUP COUNTRY	DT = 100 KG	1 000 DM	1 000 \$	GROUP COUNTRY	DT = 100 KG	1 000 DM	1 000 \$
AUSTRALIA	7 976	9 296	5 563	GHANA	1 143	802	485
NEW ZEALAND	538	467	276	TOGO	290	272	160
NEW CALEDON	7 952	2 572	1 567	NIGERIA	4 883	3 558	2 157
AM OCEANIA	162	50	30	CAMEROON	106	109	64
WEST SAMOA	45	76	46	CENT AFR REP	16	56	33
UNID COUNTR	6 896	3 335	2 008	ANGOLA	101	344	204
692 CONTAINERS, STORAGE, TRNSP				ETHIOPIA	1 530	404	243
IMPORTS	1 556 513	696 480	421 472	KENYA	33	94	56
FRANCE	216 902	84 317	50 954	UGANDA	319	158	98
BELGIUM LUX	194 105	62 285	37 781	TANZANIA	568	221	135
NETHERLANDS	128 450	85 497	51 685	MADAGASCAR	20	57	34
ITALY	77 394	53 116	32 266	MAURITIUS	155	133	82
UNTD KINGDOM	92 011	62 723	37 895	ZAMBIA	158	129	79
IRELAND	1 830	807	489	SOUTH AFRICA	6 208	2 896	1 749
DENMARK	24 759	31 592	19 165	USA	19 045	36 232	21 845
GREECE	1 303	383	233	CANADA	3 084	2 871	1 726
PORTUGAL	15 453	4 614	2 799	MEXICO	7 099	15 462	9 360
SPAIN	10 191	6 327	3 821	GUATEMALA	797	1 403	825
EU	762 338	391 661	237 088	HONDURAS	90	120	74
NORWAY	2 708	2 365	1 432	COSTA RICA	2 199	1 716	1 040
SWEDEN	34 290	24 553	14 819	PANAMA	631	1 910	1 135
FINLAND	2 210	1 572	949	CUBA	56	96	59
SWITZERLAND	80 251	46 196	28 022	BAHAMAS	667	506	306
AUSTRIA	129 527	86 858	52 560	DOMINIC REP	122	241	143
TURKEY	4 698	4 630	2 796	JAMAICA	158	71	42
LATVIA	2 433	556	335	BARBADOS	80	57	32
LITHUANIA	2 684	233	138	COLOMBIA	100	170	102
POLAND	181 221	41 823	25 225	VENEZUELA	2 288	3 408	2 023
CZECH REPUBL	212 492	38 512	23 281	ECUADOR	84	52	33
SLOVAKIA	35 365	6 317	3 813	PERU	681	1 758	1 072
HUNGARY	31 307	10 994	6 640	BRAZIL	482	865	530
ROMANIA	6 355	1 071	641	CHILE	2 328	3 057	1 866
BULGARIA	427	77	47	BOLIVIA	157	322	196
UKRAINE	3 026	288	172	PARAGUAY	195	283	172
RUSSIA	3 621	701	423	ARGENTINA	1 916	829	503
SLOVENIA	11 481	3 561	2 141	CYPRUS	482	695	419
CROATIA	5 543	2 435	1 489	LEBANON	1 187	481	289
BOS HERZEGOV	160	52	32	SYRIA	1 036	1 013	606
MACEDONIA	240	77	45	IRAN	4 153	5 836	3 490
TUNISIA	240	67	40	ISRAEL	4 147	4 336	2 622
SOUTH AFRICA	130	81	49	JORDAN	1 049	896	547
USA	36 299	24 081	14 644	SAUDI ARABIA	2 483	2 490	1 499
CANADA	635	591	356	KUWAIT	147	287	176
BRAZIL	134	154	95	BAHRAIN	158	338	207
INDIA	700	594	360	QATAR	49	85	53
THAILAND	36	85	50	ARAB EMIRAT	5 415	3 203	1 951
MALAYSIA	132	151	92	OMAN	779	436	260
SINGAPORE	178	203	119	YEMEN	487	466	273
CHINA	3 633	2 618	1 588	PAKISTAN	620	490	296
NORTH KOREA	116	123	73	INDIA	2 118	1 862	1 131
SOUTH KOREA	1 656	738	446	BANGLADESH	473	1 108	655
JAPAN	407	754	456	SRI LANKA	658	183	113
TAIWAN	550	872	524	THAILAND	2 107	2 576	1 555
HONG KONG	688	574	337	VIETNAM	508	810	486
EXPORTS	2 327 584	1 315 012	796 261	INDONESIA	2 750	6 035	3 659
FRANCE	321 284	169 967	102 979	MALAYSIA	1 817	1 231	735
BELGIUM LUX	246 022	92 908	56 253	SINGAPORE	2 344	2 528	1 532
NETHERLANDS	600 115	223 981	135 829	PHILIPPINES	362	218	130
ITALY	36 575	32 386	19 617	CHINA	6 906	7 648	4 648
UNTD KINGDOM	132 644	101 258	61 217	SOUTH KOREA	3 079	4 220	2 562
IRELAND	13 705	13 514	8 227	JAPAN	3 956	7 291	4 423
DENMARK	141 804	66 576	40 205	TAIWAN	2 317	2 768	1 678
GREECE	7 584	6 551	3 952	HONG KONG	4 726	6 638	4 079
PORTUGAL	10 224	9 515	5 816	MACAO	113	63	38
SPAIN	32 417	25 306	15 383	AUSTRALIA	9 176	8 138	4 943
EU	1 542 374	741 962	449 478	NEW ZEALAND	294	331	195
CANARY IS	1 506	1 429	871	UNID COUNTR	4 699	2 211	1 307
ICELAND	1 718	2 295	1 382	693 WIRE PRODUCTS EXCL.ELECT			
NORWAY	12 591	10 492	6 352	IMPORTS	4 664 763	546 885	331 323
SWEDEN	26 388	20 383	12 348	FRANCE	315 870	61 092	36 992
FINLAND	5 389	5 020	3 035	BELGIUM LUX	411 948	137 079	82 921
SWITZERLAND	97 806	66 231	40 096	NETHERLANDS	2 370 922	127 352	77 264
AUSTRIA	234 414	140 643	85 133	ITALY	638 179	63 241	38 410
FAEROE IS	58	118	69	UNTD KINGDOM	16 661	12 527	7 571
MALTA	787	769	468	IRELAND	3 280	2 500	1 512
TURKEY	6 170	4 643	2 797	DENMARK	16 692	2 674	1 634
ESTONIA	1 058	592	357	PORTUGAL	236	185	111
LATVIA	257	678	397	SPAIN	15 100	6 830	4 157
LITHUANIA	212	240	145	EU	3 789 038	413 524	250 599
POLAND	102 166	51 365	31 199	NORWAY	1 345	633	389
CZECH REPUBL	62 886	41 532	25 129	SWEDEN	4 960	2 074	1 258
SLOVAKIA	9 895	7 579	4 568	FINLAND	329	181	107
HUNGARY	37 564	18 933	11 423	SWITZERLAND	8 784	8 141	4 922
ROMANIA	9 085	5 120	3 074	AUSTRIA	40 987	22 342	13 550
BULGARIA	258	503	301	TURKEY	15 236	5 681	3 442
UKRAINE	1 190	522	316	POLAND	123 207	11 954	7 241
BELARUS	564	223	135	CZECH REPUBL	255 518	13 088	7 920
RUSSIA	5 643	6 558	3 949	SLOVAKIA	278 805	15 150	9 170
ARMENIA	153	50	31	HUNGARY	6 667	1 573	962
KAZAKHSTAN	78	101	63	ROMANIA	1 258	201	123
TURKMENISTAN	311	347	207	BULGARIA	2 872	735	444
SLOVENIA	12 308	13 176	7 990	UKRAINE	451	71	43
CROATIA	2 837	1 514	916	RUSSIA	474	107	66
MACEDONIA	778	360	219	SLOVENIA	5 245	4 238	2 569
MOROCCO	322	670	403	CROATIA	333	135	83
ALGERIA	426	494	302	SOUTH AFRICA	1 033	289	175
TUNISIA	4 153	911	548	USA	7 257	6 946	4 182
LIBYA	12 571	6 300	3 868	CANADA	627	308	188
EGYPT	4 116	4 944	3 019	ISRAEL	103	63	36
SUDAN	474	115	69	PAKISTAN	19 177	2 951	1 788
CTE D IVOIRE	26	53	33	INDIA	16 129	3 021	1 818
				THAILAND	5 094	1 659	1 001
				MALAYSIA	2 466	708	421

6 IMPORTS AND EXPORTS (SPECIAL TRADE) BY GROUPS OF THE SITC-REV. III AND BY COUNTRIES OF PRODUCTION AND CONSUMPTION 1993

GROUP COUNTRY	DT = 100 KG	1 000 DM	1 000 \$	GROUP COUNTRY	DT = 100 KG	1 000 DM	1 000 \$
SINGAPORE	36	56	32	PHILIPPINES	693	1 095	655
CHINA	44 555	9 087	5 490	CHINA	15 952	2 743	1 665
SOUTH KOREA	24 214	11 947	7 226	SOUTH KOREA	1 539	2 458	1 480
JAPAN	4 836	7 001	4 248	JAPAN	1 152	1 260	761
TAIWAN	3 547	2 901	1 758	TAIWAN	953	1 994	1 208
HONG KONG	35	79	49	HONG KONG	3 686	3 102	1 872
EXPORTS	2 828 983	675 176	408 600	AUSTRALIA	1 623	1 514	915
FRANCE	451 049	87 472	53 038	NEW ZEALAND	533	406	242
BELGIUM LUX	673 795	75 943	46 075	UNID COUNTR	2 106	1 013	608
NETHERLANDS	360 937	68 591	41 536	694 NAILS, SCREWS, NUTS, ETC.			
ITALY	41 889	24 140	14 530	IMPORTS	3 009 178	1 177 630	712 354
UNTD KINGDOM	120 054	55 987	33 933	FRANCE	152 170	81 013	48 973
IRELAND	6 634	3 884	2 350	BELGIUM LUX	118 655	25 286	15 278
DENMARK	162 671	24 683	14 900	NETHERLANDS	118 077	41 123	24 926
GREECE	20 680	10 770	6 448	ITALY	627 719	255 408	154 515
PORTUGAL	17 864	8 331	5 045	UNTD KINGDOM	43 715	38 860	23 406
SPAIN	34 259	18 724	11 326	IRELAND	8 498	9 307	5 649
EU	1 889 832	378 525	229 241	DENMARK	45 839	21 008	12 708
CANARY IS	385	95	56	GREECE	1 444	210	127
ICELAND	3 717	1 135	684	PORTUGAL	11 830	3 383	2 057
NORWAY	60 247	9 332	5 637	SPAIN	64 068	22 459	13 619
SWEDEN	130 953	21 068	12 754	EU	1 190 015	498 057	301 258
FINLAND	10 474	6 357	3 851	NORWAY	1 439	1 397	842
SWITZERLAND	103 216	24 966	15 082	SWEDEN	15 466	16 424	9 961
AUSTRIA	326 207	59 710	36 087	FINLAND	854	1 135	680
MALTA	228	245	144	SWITZERLAND	100 260	180 199	109 115
TURKEY	6 967	5 511	3 333	AUSTRIA	75 972	38 490	23 286
POLAND	25 875	7 691	4 659	MALTA	7 34	163	98
CZECH REPUBL	10 057	3 319	1 998	TURKEY	7 415	2 206	1 342
SLOVAKIA	900	425	255	LITHUANIA	18 087	898	542
HUNGARY	2 845	2 222	1 333	POLAND	307 735	41 039	24 834
ROMANIA	299	492	299	CZECH REPUBL	194 840	23 023	13 914
BULGARIA	1 073	536	320	SLOVAKIA	100 175	7 883	4 762
UKRAINE	17 874	7 319	4 459	HUNGARY	27 409	6 383	3 854
BELARUS	243	644	394	ROMANIA	30 536	4 423	2 678
RUSSIA	9 588	4 928	2 995	BULGARIA	2 410	401	242
AZERBAIJAN	148	52	31	UKRAINE	2 789	218	130
KAZAKHSTAN	870	534	331	BELARUS	1 588	146	87
SLOVENIA	2 066	2 035	1 225	RUSSIA	10 073	722	431
CROATIA	3 700	3 431	2 103	TADJIKISTAN	145	101	59
MACEDONIA	1 089	320	192	SLOVENIA	13 696	4 246	2 570
MOROCCO	532	220	131	CROATIA	379	193	115
ALGERIA	104	403	243	BOS HERZEGOV	520	126	77
TUNISIA	118	248	150	MACEDONIA	6 187	740	447
LIBYA	42 799	6 151	3 756	SOUTH AFRICA	22 089	3 714	2 231
EGYPT	6 258	1 820	1 112	USA	38 612	71 575	43 210
SUDAN	16	62	36	CANADA	752	1 160	701
NIGER	88	240	140	MEXICO	18	62	37
CAPE VERDE	7	75	46	BRAZIL	5 754	2 581	1 555
GUINEA	357	79	49	ARGENTINA	37	50	30
SIERRA LEONE	316	70	43	CYPRUS	214	63	39
LIBERIA	141	74	45	IRAN	1 341	238	146
CTE D IVOIRE	1 599	497	296	ISRAEL	995	1 172	705
GHANA	503	252	155	ARAB EMIRAT	220	134	79
BENIN	1 918	1 239	724	PAKISTAN	191	94	55
NIGERIA	8 628	1 727	1 045	INDIA	13 452	5 336	3 227
CAMEROON	431	124	77	SRI LANKA	3 218	1 043	641
CONGO	193	101	61	THAILAND	14 623	6 319	3 804
ZAIRE	513	272	188	INDONESIA	10	79	46
RWANDA	91	73	43	MALAYSIA	136 542	28 754	17 423
ETHIOPIA	499	325	200	SINGAPORE	20 748	10 065	6 097
KENYA	143	149	86	PHILIPPINES	8 935	6 749	4 092
UGANDA	768	490	302	CHINA	208 617	37 013	22 355
TANZANIA	2 088	847	521	NORTH KOREA	1 992	316	192
REUNION	149	79	44	SOUTH KOREA	11 092	3 380	2 044
ZIMBABWE	492	255	155	JAPAN	40 450	46 545	28 138
SOUTH AFRICA	13 946	5 817	3 518	TAIWAN	369 562	121 621	73 620
USA	54 769	56 967	34 406	HONG KONG	1 053	741	441
CANADA	6 586	4 078	2 480	AUSTRALIA	167	79	46
MEXICO	4 076	7 755	4 688	EXPORTS	1 847 232	1 591 769	962 312
EL SALVADOR	251	128	77	FRANCE	239 771	210 158	127 241
COSTA RICA	152	122	71	BELGIUM LUX	107 553	87 272	52 867
PANAMA	296	72	45	NETHERLANDS	217 328	156 183	94 492
CUBA	32	99	60	ITALY	68 357	65 898	39 895
ARUBA	3 081	255	155	UNTD KINGDOM	120 237	129 924	78 547
NETH ANTILL	1 075	520	308	IRELAND	16 905	23 417	14 145
COLOMBIA	63	264	160	DENMARK	57 833	46 232	27 945
VENEZUELA	899	877	526	GREECE	8 394	6 429	3 894
ECUADOR	23	65	37	PORTUGAL	14 366	11 590	7 012
PERU	104	113	65	SPAIN	85 742	82 149	49 750
BRAZIL	1 124	1 816	1 105	EU	936 486	819 252	495 788
CHILE	2 069	1 303	786	CANARY IS	169	306	177
BOLIVIA	216	89	54	ICELAND	1 871	1 786	1 061
ARGENTINA	366	578	350	NORWAY	21 895	16 927	10 222
CYPRUS	227	109	66	SWEDEN	112 124	89 005	53 798
LEBANON	110	172	103	FINLAND	38 408	23 119	13 953
SYRIA	93	327	196	SWITZERLAND	161 236	141 586	85 654
IRAN	5 449	2 773	1 691	AUSTRIA	224 447	157 834	95 515
ISRAEL	8 690	3 965	2 398	MALTA	898	1 346	801
JORDAN	669	260	159	TURKEY	8 355	10 722	6 489
SAUDI ARABIA	4 242	3 183	1 906	LATVIA	59	79	48
KUWAIT	215	277	164	LITHUANIA	93	98	58
BAHRAIN	153	91	54	POLAND	18 025	12 873	7 786
QATAR	804	278	165	CZECH REPUBL	16 742	13 305	8 010
ARAB EMIRAT	3 032	1 250	759	SLOVAKIA	3 042	1 996	1 190
OMAN	61	123	73	HUNGARY	16 072	15 897	9 624
PAKISTAN	238	446	269	ROMANIA	1 301	716	434
INDIA	2 383	1 270	760	BULGARIA	647	726	434
SRI LANKA	455	365	221	UKRAINE	285	968	578
MYANMAR	55	160	98	BELARUS	82	172	103
THAILAND	1 909	1 815	1 097	RUSSIA	1 438	1 988	1 180
INDONESIA	886	1 092	658				
MALAYSIA	793	962	577				
SINGAPORE	2 533	2 436	1 465				

6 IMPORTS AND EXPORTS (SPECIAL TRADE) BY GROUPS OF THE SITC-REV. III AND BY COUNTRIES OF PRODUCTION AND CONSUMPTION 1993

GROUP COUNTRY	DT = 100 KG	1 000 DM	1 000 \$	GROUP COUNTRY	DT = 100 KG	1 000 DM	1 000 \$
SLOVENIA	4 510	3 955	2 367	BULGARIA	2 295	4 626	2 794
CROATIA	4 640	2 555	1 528	UKRAINE	156	224	138
SERB MONTNEG		52	30	BELARUS	417	135	82
MACEDONIA	487	225	134	RUSSIA	3 416	2 798	1 690
MOROCCO	451	499	298	SLOVENIA	22 688	19 653	11 848
ALGERIA	3 013	3 366	2 026	CROATIA	1 439	1 874	1 138
TUNISIA	1 128	1 199	710	BOS HERZEGOV	110	714	435
LIBYA	762	1 288	773	MACEDONIA	173	890	530
EGYPT	7 146	3 832	2 309	ALGERIA	15	597	350
SUDAN	90	179	106	EGYPT	9	116	70
SENEGAL	57	109	66	SOUTH AFRICA	743	2 946	1 778
GHANA	130	131	77	USA	26 435	151 476	91 527
NIGERIA	919	838	505	CANADA	3 389	9 913	5 946
GABON	210	78	45	MEXICO	218	1 481	894
ETHIOPIA	120	164	89	EL SALVADOR	293	266	163
KENYA	52	130	73	BARBADOS	265	476	283
UGANDA	41	88	52	BRAZIL	4 963	4 016	2 430
TANZANIA	98	77	48	CHILE	271	393	237
ZIMBABWE	108	131	77	ARGENTINA	424	1 551	933
SOUTH AFRICA	20 455	16 067	9 674	ISRAEL	1 294	42 452	25 596
NAMIBIA	74	54	35	KUWAIT	8	98	60
USA	85 675	87 816	53 113	PAKISTAN	201	601	363
CANADA	6 919	6 507	3 936	INDIA	26 963	21 185	12 830
MEXICO	59 161	51 938	31 453	SRI LANKA	362	120	71
GUATEMALA	282	264	150	THAILAND	2 901	2 930	1 759
HONDURAS	35	60	34	INDONESIA	399	676	413
EL SALVADOR	754	495	290	MALAYSIA	1 077	978	582
COSTA RICA	468	405	240	SINGAPORE	490	3 236	1 965
PANAMA	86	79	45	PHILIPPINES	163	78	46
HAITI	295	102	64	CHINA	226 739	100 860	60 947
DOMINIC REP	241	105	61	SOUTH KOREA	5 265	17 004	10 259
JAMAICA	121	194	111	JAPAN	25 657	145 204	87 711
TRINIDAD TOB	39	64	37	TAIWAN	207 682	150 815	91 249
NETH ANTILL	80	68	45	HONG KONG	3 634	4 043	2 444
COLOMBIA	268	483	274	AUSTRALIA	420	981	596
VENEZUELA	509	904	539	NEW ZEALAND	61	447	269
FRENCH GUIAN	6	102	60	EXPORTS	924 535	3 548 108	2 146 977
ECUADOR	1 244	688	416	FRANCE	86 747	369 288	223 643
PERU	540	529	314	BELGIUM LUX	61 916	176 042	106 967
BRAZIL	9 221	13 081	7 874	NETHERLANDS	85 609	286 994	173 827
CHILE	1 116	1 369	807	ITALY	50 776	235 640	142 933
BOLIVIA	10	52	31	UNT D KINGDOM	45 084	223 434	135 469
URUGUAY	133	110	62	IRELAND	8 086	16 911	10 227
ARGENTINA	2 499	4 107	2 470	DENMARK	19 247	85 220	51 577
CYPRUS	577	378	223	GREECE	9 603	21 588	13 069
LEBANON	893	575	339	PORTUGAL	17 731	48 443	29 328
SYRIA	1 018	637	381	SPAIN	41 764	128 448	78 110
IRAN	12 982	5 048	3 062	EU	426 563	1 592 008	965 150
ISRAEL	5 968	6 441	3 890	CANARY IS	595	1 646	992
JORDAN	994	640	376	CEUTA MEL	341	146	90
SAUDI ARABIA	7 813	8 014	4 848	ICELAND	562	1 764	1 058
KUWAIT	958	1 236	758	NORWAY	7 173	31 720	19 182
BAHRAIN	398	428	255	SWEDEN	25 895	96 643	58 420
QATAR	134	174	104	FINLAND	7 205	32 603	19 716
ARAB EMIRAT	4 210	4 340	2 608	SWITZERLAND	66 323	284 671	172 182
OMAN	241	345	210	AUSTRIA	78 580	273 740	165 473
PAKISTAN	341	628	370	ANDORRA	42	140	82
INDIA	559	2 204	1 309	MALTA	594	3 380	2 040
SRI LANKA	89	212	123	TURKEY	7 640	34 541	20 819
THAILAND	1 154	2 072	1 232	ESTONIA	222	683	403
INDONESIA	2 986	2 529	1 523	LATVIA	317	945	571
MALAYSIA	1 351	1 176	473	LITHUANIA	168	731	440
SINGAPORE	5 591	7 837	4 703	POLAND	18 698	37 853	22 875
PHILIPPINES	437	798	473	CZECH REPUB	16 917	71 053	42 860
CHINA	1 130	2 439	1 470	SLOVAKIA	2 317	5 248	3 154
SOUTH KOREA	1 119	3 382	2 032	HUNGARY	8 598	28 158	17 004
JAPAN	2 434	5 630	3 391	ROMANIA	2 404	9 200	5 548
TAIWAN	1 383	2 230	1 340	BULGARIA	1 416	4 883	2 942
HONG KONG	1 971	2 848	1 707	ALBANIA	36	140	86
AUSTRALIA	5 786	6 898	4 146	UKRAINE	958	3 551	2 120
NEW ZEALAND	613	613	360	BELARUS	359	2 377	1 411
NEW CALEDON	105	132	79	RUSSIA	5 231	26 107	15 764
FR POLYNESIA	38	61	33	GEORGIA	12	95	54
UNID COUNTR	5 014	4 713	2 829	AZERBAIJAN	12	390	240
695 TOOLS				KAZAKHSTAN	854	4 754	2 867
IMPORTS	953 931	2 077 698	1 256 876	TURKMENISTAN		75	45
FRANCE	45 412	161 291	97 776	UZBEKISTAN	118	919	551
BELGIUM LUX	10 322	62 653	38 062	SLOVENIA	4 094	12 635	7 635
NETHERLANDS	39 215	83 586	50 445	CROATIA	2 037	6 933	4 187
ITALY	55 438	139 495	84 467	BOS HERZEGOV	59	546	328
UNT D KINGDOM	22 534	81 052	49 140	MACEDONIA	86	842	510
IRELAND	8 869	21 682	13 147	MOROCCO	438	1 678	1 020
DENMARK	5 562	20 026	12 123	ALGERIA	400	4 602	2 774
GREECE	183	1 010	613	TUNISIA	922	3 224	1 942
PORTUGAL	3 086	9 945	6 023	LIBYA	2 002	6 787	4 079
SPAIN	23 115	54 989	33 323	EGYPT	3 384	10 254	6 169
EU	213 736	635 739	385 119	SUDAN	174	437	257
CANARY IS	4	55	33	BURKINA FASO	87	169	103
NORWAY	1 347	3 561	2 149	NIGER	21	140	82
SWEDEN	13 060	147 165	89 193	CHAD	41	97	57
FINLAND	2 483	5 652	3 416	SENEGAL	16	156	89
SWITZERLAND	47 271	321 981	194 556	GAMBIA	26	101	61
AUSTRIA	44 234	175 934	106 491	GUINEA	60	162	95
MALTA	27	738	447	SIERRA LEONE	81	221	132
TURKEY	2 411	4 594	2 777	LIBERIA	95	96	58
ESTONIA	177	98	59	CTE D IVOIRE	259	518	312
LATVIA	64	96	59	GHANA	662	1 904	1 140
LITHUANIA	153	358	215	TOGO	24	112	68
POLAND	17 368	14 054	8 512	BENIN	27	123	72
CZECH REPUB	23 988	50 789	30 724	NIGERIA	3 407	6 916	4 183
SLOVAKIA	5 141	3 124	1 898	CAMEROON	194	567	339
HUNGARY	8 613	13 842	8 337	GABON	62	440	263
ROMANIA	2 376	3 543	2 143	CONGO	134	850	500
				ZAIRE	232	347	206

6 IMPORTS AND EXPORTS (SPECIAL TRADE) BY GROUPS OF THE SITC-REV. III AND BY COUNTRIES OF PRODUCTION AND CONSUMPTION 1993

GROUP COUNTRY	DT = 100 KG	1 000 DM	1 000 \$	GROUP COUNTRY	DT = 100 KG	1 000 DM	1 000 \$
RWANDA	183	385	227	NORWAY	46	385	231
BURUNDI	32	107	66	SWEDEN	188	837	501
ANGOLA	53	334	202	FINLAND	599	2 857	1 730
ETHIOPIA	1 778	1 430	860	SWITZERLAND	3 589	40 925	24 766
DJIBOUTI	48	143	84	AUSTRIA	706	3 057	1 856
KENYA	741	1 277	766	TURKEY	588	558	332
UGANDA	120	410	244	POLAND	803	1 452	883
TANZANIA	886	1 979	1 183	CZECH REPUB	1 737	3 409	2 062
MOZAMBIQUE	38	112	67	HUNGARY	135	222	135
MADAGASCAR	41	180	105	ROMANIA	322	268	156
REUNION	108	209	123	BULGARIA	67	138	84
MAURITIUS	297	784	464	RUSSIA	151	130	78
ZAMBIA	325	2 160	1 304	SLOVENIA	295	277	166
ZIMBABWE	154	879	523	SOUTH AFRICA	89	100	59
MALAWI	97	187	110	USA	12 994	64 556	38 903
SOUTH AFRICA	6 172	24 691	14 946	CANADA	11	51	31
NAMIBIA	180	578	343	BRAZIL	2 256	6 141	3 715
USA	58 018	275 908	167 191	ARGENTINA	2 898	29 207	17 681
CANADA	6 187	29 148	17 575	LEBANON	78	1 094	659
MEXICO	9 372	30 822	18 572	ISRAEL	73	267	160
GUATEMALA	967	1 781	1 059	PAKISTAN	1 788	3 385	2 044
HONDURAS	422	958	569	INDIA	123	313	190
EL SALVADOR	850	1 415	851	BANGLADESH	230	216	130
NICARAGUA	100	217	131	THAILAND	821	1 317	785
COSTA RICA	1 212	2 732	1 649	INDONESIA	21 284	27 344	16 572
PANAMA	698	2 006	1 207	MALAYSIA	51	326	194
CUBA	54	189	116	SINGAPORE	2 714	20 628	12 463
HAITI	68	146	88	PHILIPPINES	262	392	231
DOMINIC REP	726	1 470	893	CHINA	76 406	99 723	60 216
GUADELOUPE	53	135	79	NORTH KOREA	82	50	31
MARTINIQUE	50	118	65	SOUTH KOREA	38 399	81 785	49 297
JAMAICA	142	405	235	JAPAN	13 774	53 325	32 284
ST LUCIA	49	92	56	TAIWAN	14 838	24 032	14 516
BARBADOS	20	50	30	HONG KONG	2 409	3 395	2 051
TRINIDAD TOB	121	632	385	EXPORTS	169 365	878 475	531 091
ARUBA	49	102	58	FRANCE	27 207	140 104	84 785
NETH ANTILL	209	458	275	BELGIUM LUX	8 151	38 441	23 257
COLOMBIA	1 629	4 893	2 954	NETHERLANDS	13 769	69 749	42 201
VENEZUELA	1 611	5 233	3 151	ITALY	15 143	77 894	47 034
GUYANA	129	326	195	UNTD KINGDOM	21 382	85 804	51 958
SURINAME	141	201	123	IRELAND	444	1 878	1 138
FRENCH GUIAN	29	71	38	DENMARK	7 299	33 101	20 026
ECUADOR	1 050	3 148	1 908	GREECE	2 539	13 709	8 288
PERU	1 206	2 315	1 384	PORTUGAL	3 522	13 372	8 120
BRAZIL	3 520	24 194	14 571	SPAIN	10 318	47 907	29 041
CHILE	3 650	12 657	7 644	EU	109 774	521 959	315 848
BOLIVIA	505	1 455	886	CANARY IS	47	376	221
PARAGUAY	656	1 224	731	ICELAND	107	684	405
URUGUAY	159	769	457	NORWAY	1 015	4 880	2 929
ARGENTINA	1 450	8 995	5 415	SWEDEN	1 187	8 987	5 441
CYPRUS	1 329	2 967	1 804	FINLAND	724	3 506	2 124
LEBANON	1 693	2 699	1 625	SWITZERLAND	7 437	46 788	28 297
SYRIA	2 759	7 460	4 535	AUSTRIA	9 326	45 070	27 231
IRAN	8 887	29 581	17 924	ANDORRA	87	887	537
ISRAEL	7 977	26 152	15 802	MALTA	127	637	378
JORDAN	1 430	2 839	1 711	TURKEY	1 870	8 121	4 929
SAUDI ARABIA	10 039	27 895	16 874	ESTONIA	23	109	68
KUWAIT	2 222	5 255	3 194	LATVIA	19	83	50
BAHRAIN	372	1 115	666	LITHUANIA	82	251	145
QATAR	519	1 264	769	POLAND	918	4 188	2 522
ARAB EMIRAT	4 518	15 334	9 259	CZECH REPUB	2 069	5 655	3 405
OMAN	391	1 197	722	SLOVAKIA	175	459	268
YEMEN	331	1 239	745	HUNGARY	1 678	6 606	3 995
PAKISTAN	720	2 708	1 637	ROMANIA	162	726	425
INDIA	2 580	14 571	8 773	BULGARIA	134	705	422
BANGLADESH	88	353	212	UKRAINE	65	337	201
SRI LANKA	971	1 533	919	BELARUS	86	353	208
NEPAL	6	192	111	MOLDOVA	20	65	40
MYANMAR	57	420	257	RUSSIA	728	3 347	2 015
THAILAND	5 032	19 313	11 649	SLOVENIA	476	2 387	1 423
VIETNAM	93	645	390	CROATIA	328	1 559	945
INDONESIA	4 231	12 794	7 736	MOROCCO	173	900	550
MALAYSIA	3 252	11 376	6 823	TUNISIA	42	221	130
BRUNEI	24	162	101	LIBYA	4	55	35
SINGAPORE	10 327	51 490	31 066	EGYPT	165	709	423
PHILIPPINES	1 214	3 929	2 375	MAURITANIA	14	61	36
MONGOLIA	80	84	51	SENEGAL	25	62	37
CHINA	5 852	27 619	16 621	GAMBIA	46	89	52
NORTH KOREA	34	156	93	CTE D IVOIRE	317	664	406
SOUTH KOREA	6 860	36 293	21 964	GHANA	103	219	130
JAPAN	10 471	74 715	45 072	TOGO	50	86	50
TAIWAN	6 142	28 908	17 468	NIGERIA	86	329	196
HONG KONG	7 171	31 581	19 061	ZAIRE	600	1 094	665
MACAO	18	60	35	KENYA	12	104	62
AUSTRALIA	6 611	27 363	16 512	UGANDA	52	120	73
PAPUA NEW G	207	219	130	MAURITIUS	39	182	109
NEW ZEALAND	1 345	3 952	2 392	SOUTH AFRICA	1 125	5 761	3 484
NEW CALEDON	42	155	87	USA	9 515	85 153	51 458
FIJI	214	250	150	CANADA	1 405	10 376	6 257
FR POLYNESIA	34	114	61	MEXICO	589	4 056	2 442
UNID COUNTR	2 572	10 302	6 207	BERMUDA	3	59	32
696 CUTLERY				GUATEMALA	71	308	188
IMPORTS	242 177	613 279	370 573	HONDURAS	22	106	60
FRANCE	1 736	7 673	4 629	EL SALVADOR	56	222	133
BELGIUM LUX	440	1 548	941	COSTA RICA	44	261	157
NETHERLANDS	4 659	15 268	9 162	PANAMA	23	275	169
ITALY	10 023	37 028	22 431	CUBA	27	126	77
UNTD KINGDOM	15 314	47 742	28 943	HAITI	30	83	49
IRELAND	38	202	120	MARTINIQUE	11	49	34
DENMARK	200	802	482	TRINIDAD TOB	32	100	61
PORTUGAL	1 597	3 319	2 004	NETH ANTILL	21	142	80
SPAIN	7 212	27 318	16 540	COLOMBIA	112	501	305
EU	41 233	140 948	85 279	VENEZUELA	305	2 182	1 318
				ECUADOR	61	446	268

6 IMPORTS AND EXPORTS (SPECIAL TRADE) BY GROUPS OF THE SITC-REV. III AND BY COUNTRIES OF PRODUCTION AND CONSUMPTION 1993

GROUP COUNTRY	DT = 100 KG	1 000 DM	1 000 \$	GROUP COUNTRY	DT = 100 KG	1 000 DM	1 000 \$
PERU	55	330	198	ITALY	27 611	37 068	22 486
BRAZIL	106	571	336	UNITD KINGDOM	48 528	34 620	20 984
CHILE	204	1 531	914	IRELAND	4 797	3 535	2 132
PARAGUAY	66	573	345	DENMARK	11 859	11 445	6 926
URUGUAY	16	142	86	GREECE	7 977	14 840	8 975
ARGENTINA	467	3 058	1 844	PORTUGAL	4 520	6 711	4 063
CYPRUS	500	2 461	1 495	SPAIN	19 698	36 400	22 054
LEBANON	244	1 369	832	EU	366 456	411 334	249 383
SYRIA	98	417	250	CANARY IS	546	835	492
IRAN	618	2 726	1 652	ICELAND	1 777	1 538	929
ISRAEL	1 474	7 782	4 703	NORWAY	6 124	7 235	4 366
JORDAN	74	259	155	SWEDEN	17 741	14 599	8 824
SAUDI ARABIA	1 512	9 078	5 513	FINLAND	2 920	4 542	2 744
KUWAIT	166	1 155	694	SWITZERLAND	114 766	124 156	75 072
BAHRAIN	78	758	459	AUSTRIA	126 059	148 205	89 619
QATAR	47	296	175	ANDORRA	197	464	283
ARAB EMIRAT	2 845	12 023	7 265	MALTA	331	348	206
OMAN	22	227	134	TURKEY	7 629	10 232	6 172
AFGHANISTAN	867	1 774	1 071	ESTONIA	139	186	106
PAKISTAN	59	238	145	LATVIA	393	406	243
SRI LANKA	18	123	73	LITHUANIA	745	737	448
THAILAND	156	1 762	1 063	POLAND	18 740	18 954	11 437
VIETNAM	395	1 636	985	CZECH REPUB	15 992	13 185	7 933
INDONESIA	45	464	287	SLOVAKIA	823	1 271	770
MALAYSIA	204	1 203	724	HUNGARY	13 849	12 299	7 404
SINGAPORE	360	2 767	1 651	ROMANIA	660	666	399
PHILIPPINES	59	429	256	BULGARIA	585	1 000	606
CHINA	54	397	238	ALBANIA	526	276	162
SOUTH KOREA	414	4 019	2 428	UKRAINE	1 038	1 190	708
JAPAN	1 518	14 284	8 603	BELARUS	588	903	537
TAIWAN	238	2 400	1 448	RUSSIA	6 803	9 641	5 774
HONG KONG	1 029	8 116	4 907	KAZAKHSTAN	90	124	76
AUSTRALIA	908	6 346	3 822	SLOVENIA	3 027	7 142	4 316
NEW ZEALAND	191	1 164	695	CROATIA	1 423	2 365	1 424
UNITD COUNTR	224	1 513	913	MACEDONIA	814	842	505
697 HOUSEHOLD EQUIPMENT,NES				MOROCCO	254	224	132
IMPORTS	1 849 164	1 473 901	891 293	TUNISIA	4 344	891	544
FRANCE	88 329	77 145	46 633	LIBYA	80	194	120
BELGIUM LUX	50 808	54 799	33 189	EGYPT	422	435	258
NETHERLANDS	63 540	54 781	33 070	SUDAN	12	59	35
ITALY	348 558	304 216	183 807	CTE D IVOIRE	60	69	40
UNITD KINGDOM	16 207	18 030	10 904	GHANA	389	157	92
IRELAND	1 034	3 394	2 063	NIGERIA	125	209	126
DENMARK	26 676	30 095	18 188	CAMEROON	228	101	60
GREECE	2 248	2 943	1 788	ETHIOPIA	109	114	67
PORTUGAL	4 606	5 661	3 439	KENYA	57	88	55
SPAIN	13 265	23 366	14 197	TANZANIA	79	71	41
EU	615 271	574 430	347 278	REUNION	228	153	89
ICELAND	2 313	4 128	2 494	MAURITIUS	38	210	127
NORWAY	8 495	7 532	4 569	ZAMBIA	5	53	30
SWEDEN	20 570	16 511	10 004	MALAWI	40	66	39
FINLAND	41 495	14 577	8 792	SOUTH AFRICA	1 240	3 353	2 017
SWITZERLAND	49 258	80 012	48 454	USA	19 038	36 586	22 087
AUSTRIA	77 975	60 265	36 499	CANADA	2 637	3 862	2 330
MALTA	1 639	2 102	1 272	MEXICO	1 827	2 835	1 710
TURKEY	41 937	31 348	18 981	GUATEMALA	153	176	106
ESTONIA	158	93	56	EL SALVADOR	105	207	125
POLAND	91 871	45 830	27 717	COSTA RICA	46	100	63
CZECH REPUB	102 608	34 032	20 627	PANAMA	48	146	90
SLOVAKIA	13 422	3 231	1 954	HAITI	80	71	42
HUNGARY	110 854	54 922	33 112	DOMINIC REP	50	204	127
ROMANIA	7 831	3 103	1 871	GUADELOUPE	235	181	109
BULGARIA	61	83	48	MARTINIQUE	328	183	108
UKRAINE	1 002	168	102	TRINIDAD TOB	36	50	30
BELARUS	253	85	51	GRENADE	40	62	38
RUSSIA	941	259	159	ARUBA	77	96	58
SLOVENIA	63 210	39 951	24 294	NETH ANTILL	302	367	222
CROATIA	9 525	3 383	2 029	COLOMBIA	66	205	124
MACEDONIA	4 465	3 197	1 956	VENEZUELA	184	294	178
TUNISIA	16	52	32	SURINAME	54	53	32
EGYPT	171	390	234	ECUADOR	28	60	36
SOUTH AFRICA	1 394	2 718	1 625	PERU	19	61	37
USA	10 975	20 109	12 146	BRAZIL	398	932	550
CANADA	1 113	1 998	1 209	CHILE	594	986	586
MEXICO	347	527	318	PARAGUAY	88	128	75
HAITI	54	287	174	URUGUAY	65	131	79
VENEZUELA	223	270	163	ARGENTINA	468	819	502
BRAZIL	1 443	1 370	832	CYPRUS	975	1 830	1 095
CHILE	651	646	390	LEBANON	678	1 382	828
SYRIA	104	94	57	SYRIA	591	208	125
IRAN	99	57	35	IRAN	1 882	2 060	1 243
ISRAEL	63	135	84	ISRAEL	3 247	4 356	2 633
PAKISTAN	558	632	382	JORDAN	712	951	582
INDIA	36 461	46 531	28 071	SAUDI ARABIA	2 689	7 323	4 441
SRI LANKA	81	75	44	KUWAIT	432	1 005	603
NEPAL	112	384	233	BAHRAIN	202	1 272	775
THAILAND	7 162	10 159	6 133	QATAR	214	442	266
VIETNAM	161	110	66	ARAB EMIRAT	3 359	5 623	3 379
INDONESIA	3 006	2 505	1 511	OMAN	191	407	251
MALAYSIA	4 528	1 199	731	PAKISTAN	147	61	36
SINGAPORE	82	226	137	INDIA	28	93	54
PHILIPPINES	2 322	2 857	1 729	SRI LANKA	142	407	237
CHINA	258 800	161 790	97 804	MYANMAR	14	149	90
SOUTH KOREA	108 091	130 136	78 642	THAILAND	661	1 257	754
JAPAN	2 951	7 364	4 458	INDONESIA	3 275	2 576	1 557
TAIWAN	125 873	85 518	51 753	MALAYSIA	895	3 243	1 961
HONG KONG	16 216	16 030	9 702	SINGAPORE	4 886	9 018	5 434
EXPORTS	795 862	939 441	568 246	PHILIPPINES	400	891	539
FRANCE	85 947	107 877	65 398	CHINA	699	592	358
BELGIUM LUX	63 872	68 309	41 446	NORTH KOREA	18	82	50
NETHERLANDS	91 647	90 529	54 919	SOUTH KOREA	8 097	17 258	10 415
				JAPAN	5 812	10 730	6 467
				TAIWAN	3 011	3 706	2 232
				HONG KONG	1 732	4 707	2 848
				AUSTRALIA	2 401	3 791	2 289
				NEW ZEALAND	387	760	459

6 IMPORTS AND EXPORTS (SPECIAL TRADE) BY GROUPS OF THE SITC-REV. III AND BY COUNTRIES OF PRODUCTION AND CONSUMPTION 1993

GROUP COUNTRY	DT = 100 KG	1 000 DM	1 000 \$	GROUP COUNTRY	DT = 100 KG	1 000 DM	1 000 \$
NEW CALEDON	270	199	121	POLAND	158 956	134 810	81 393
FIJI	11	68	40	CZECH REPUB	147 957	135 708	81 870
FR POLYNESIA	42	98	59	SLOVAKIA	18 391	15 405	9 262
UNID COUNTR	1 940	2 273	1 363	HUNGARY	59 252	60 599	36 553
699 MANUFACTS.BASE METAL,NES				ROMANIA	21 344	24 859	14 993
IMPORTS	7 331 568	4 341 057	2 626 553	BULGARIA	7 018	7 594	4 597
FRANCE	670 603	464 688	281 367	UKRAINE	1 974	3 493	2 101
BELGIUM LUX	181 517	115 758	70 035	BELARUS	970	1 482	880
NETHERLANDS	381 785	290 027	175 392	MOLODOVA	168	429	261
ITALY	812 975	609 124	368 655	RUSSIA	62 838	32 028	19 307
UNTD KINGDOM	326 662	220 856	133 497	AZERBAIJAN	4 940	1 056	624
IRELAND	44 279	46 328	27 934	KAZAKHSTAN	1 579	494	294
DENMARK	186 084	109 398	66 317	TURKMENISTAN	40 435	8 075	4 856
GREECE	6 279	3 963	2 401	UZBEKISTAN	30 670	6 677	3 948
PORTUGAL	82 630	39 969	24 184	TADJIKISTAN	1 572	339	206
SPAIN	122 683	100 269	60 736	SLOVENIA	30 502	32 535	19 652
EU	2 815 497	2 000 380	1 210 518	CROATIA	13 302	10 661	6 429
CANARY IS	34	71	43	BOS HERZEGOV	145	335	203
NORWAY	19 657	13 854	8 384	MACEDONIA	1 003	1 670	1 011
SWEDEN	139 475	112 171	67 862	MOROCCO	2 209	3 023	1 826
FINLAND	12 597	10 296	6 199	ALGERIA	8 493	5 688	3 447
SWITZERLAND	265 840	326 557	197 569	TUNISIA	3 246	8 214	4 935
AUSTRIA	704 064	585 684	354 778	LIBYA	4 036	4 703	2 859
MALTA	398	1 468	888	EGYPT	9 180	9 244	5 535
TURKEY	44 307	17 980	10 869	SUDAN	846	310	180
ESTONIA	975	698	410	MAURITANIA	5 179	724	434
LATVIA	588	288	178	BURKINA FASO	853	122	75
LITHUANIA	71 759	5 151	3 115	CHAD	75	69	41
POLAND	833 005	155 882	94 145	SENEGAL	64	273	162
CZECH REPUB	720 265	167 667	101 338	GAMBIA	267	234	139
SLOVAKIA	189 220	33 419	20 185	GUINEA	990	248	146
HUNGARY	263 186	90 537	54 797	SIERRA LEONE	84	60	34
ROMANIA	107 622	12 642	7 650	CTE D IVOIRE	186	337	201
BULGARIA	33 624	3 715	2 238	GHANA	19 039	2 373	1 428
UKRAINE	14 878	1 048	635	TOGO	252	121	70
BELARUS	1 817	249	149	BENIN	256	264	159
RUSSIA	65 922	8 604	5 206	NIGERIA	8 529	7 246	4 370
KAZAKHSTAN	57	99	61	CAMEROON	205	255	150
TADJIKISTAN	8 799	1 531	919	GABON	1 124	718	429
SLOVENIA	112 769	64 610	39 122	CONGO	1 851	691	417
CROATIA	40 250	16 341	9 892	ZAIRE	159	130	76
BOS HERZEGOV	37	134	81	RHANDA	56	109	60
MACEDONIA	1 793	583	352	ANGOLA	68	63	38
MOROCCO	14	67	41	ETHIOPIA	3 234	983	579
TUNISIA	133	495	298	DJIBOUTI	453	263	162
MAURITIUS	45	671	405	KENYA	702	1 458	879
SOUTH AFRICA	29 476	5 698	3 444	UGANDA	79	134	77
USA	100 558	222 955	134 843	TANZANIA	769	1 335	813
CANADA	2 139	5 271	3 169	MADAGASCAR	60	106	61
MEXICO	594	1 347	807	REUNION	373	536	312
COSTA RICA	130	68	41	MAURITIUS	585	1 068	646
VENEZUELA	571	178	105	ZAMBIA	694	1 232	753
BRAZIL	4 664	6 054	3 659	ZIMBABWE	239	327	193
ARGENTINA	556	81	48	MALAWI	104	192	115
IRAN	2 105	348	212	SOUTH AFRICA	36 766	45 542	27 497
ISRAEL	47 812	38 933	23 526	NAMIBIA	167	295	175
BAHRAIN	136	128	75	USA	352 853	427 974	258 789
ARAB EMIRAT	18	76	47	CANADA	48 135	45 890	27 703
PAKISTAN	303	530	325	MEXICO	100 281	141 925	85 830
INDIA	28 446	10 194	6 157	GUATEMALA	1 035	1 013	606
SRI LANKA	252	1 014	614	BELIZE	36	70	40
THAILAND	4 462	4 572	2 761	HONDURAS	582	384	226
INDONESIA	3 085	2 574	1 554	EL SALVADOR	984	611	362
MALAYSIA	25 313	23 594	14 231	NICARAGUA	40	102	60
SINGAPORE	19 526	38 070	23 022	COSTA RICA	969	1 368	818
PHILIPPINES	1 434	1 856	1 104	PANAMA	344	491	297
CHINA	404 299	109 094	68 004	CUBA	273	380	226
NORTH KOREA	431	332	197	HAITI	63	92	57
SOUTH KOREA	13 725	11 642	7 048	DOMINIC REP	515	673	403
JAPAN	40 724	90 900	55 024	GUADELOUPE	303	353	204
TAIWAN	115 876	115 790	70 045	ANTIGUA	70	60	37
HONG KONG	11 554	14 385	8 672	MARTINIQUE	174	283	163
AUSTRALIA	2 286	1 346	804	JAMAICA	131	390	230
NEW ZEALAND	1 570	672	408	ST LUCIA	136	82	48
UNID COUNTR	577	153	93	BARBADOS	56	55	32
EXPORTS	7 237 679	7 343 493	4 442 924	TRINIDAD TOB	188	468	281
FRANCE	883 859	855 654	518 383	ARUBA	44	115	69
BELGIUM LUX	647 477	608 617	368 828	NETH ANTILL	437	628	388
NETHERLANDS	776 139	686 700	416 161	COLOMBIA	6 712	3 772	2 256
ITALY	378 345	381 099	231 046	VENEZUELA	3 806	4 493	2 702
UNTD KINGDOM	578 916	688 272	416 689	GUYANA	178	79	47
IRELAND	37 836	23 407	14 137	SURINAME	270	146	89
DENMARK	215 035	190 629	115 464	ECUADOR	1 286	1 886	1 130
GREECE	39 532	41 368	25 068	PERU	1 073	1 242	741
PORTUGAL	37 003	45 961	27 806	BRAZIL	27 999	48 336	29 132
SPAIN	282 145	294 160	178 142	CHILE	6 213	8 128	4 903
EU	3 876 287	3 815 867	2 311 724	BOLIVIA	596	698	418
CANARY IS	2 787	4 379	2 630	PARAGUAY	435	952	564
CEUTA MEL	35	75	45	URUGUAY	963	1 142	697
ICELAND	3 803	3 979	2 390	ARGENTINA	3 780	5 615	3 374
NORWAY	57 737	60 990	36 837	CYPRUS	3 558	3 580	2 158
SWEDEN	275 272	318 989	192 984	LEBANON	3 445	2 966	1 776
FINLAND	83 971	68 278	41 304	SYRIA	5 552	2 404	1 457
SWITZERLAND	398 644	457 776	276 810	IRAN	16 396	17 255	10 457
AUSTRIA	754 199	693 848	419 487	ISRAEL	42 540	37 794	22 854
ANDORRA	133	140	85	JORDAN	2 491	2 330	1 403
MALTA	1 605	3 455	2 087	SAUDI ARABIA	37 472	37 163	22 483
TURKEY	30 796	48 893	29 538	KUWAIT	4 754	6 944	4 198
ESTONIA	1 297	1 458	866	BAHRAIN	3 527	2 879	1 742
LATVIA	669	1 090	650	QATAR	380	979	582
LITHUANIA	1 098	2 029	1 208	ARAB EMIRAT	17 825	20 385	12 276
				OMAN	877	1 559	942
				YEMEN	623	472	281
				AFGHANISTAN	214	62	38
				PAKISTAN	2 636	4 158	2 506
				INDIA	31 630	34 548	21 011

6 IMPORTS AND EXPORTS (SPECIAL TRADE) BY GROUPS OF THE SITC-REV. III AND BY COUNTRIES OF PRODUCTION AND CONSUMPTION 1993

GROUP COUNTRY	DT = 100 KG	1 000 DM	1 000 \$	GROUP COUNTRY	DT = 100 KG	1 000 DM	1 000 \$
BANGLADESH	56	73	44	MALAYSIA	23 012	103 837	62 892
MALDIVES	314	549	332	SINGAPORE	4 296	61 276	36 376
SRI LANKA	1 145	1 166	706	PHILIPPINES	8 525	24 046	14 596
NEPAL	402	387	233	MONGOLIA	38	107	66
MYANMAR	1 757	504	307	CHINA	169 568	389 905	234 355
THAILAND	12 300	15 912	9 569	NORTH KOREA	432	177	104
VIETNAM	378	415	246	SOUTH KOREA	43 053	174 554	105 563
INDONESIA	6 667	7 669	4 630	JAPAN	2 690	5 949	3 576
MALAYSIA	13 785	14 507	8 755	TAIWAN	66 204	277 834	167 492
SINGAPORE	39 080	56 404	34 036	HONG KONG	1 762	8 195	4 835
PHILIPPINES	3 173	4 487	2 707	AUSTRALIA	3	419	260
CHINA	18 246	21 903	13 244	711 STEAM GENER. BOILERS, ETC.			
NORTH KOREA	356	500	299	IMPORTS	140 088	89 093	53 744
SOUTH KOREA	39 902	50 354	30 477	FRANCE	16 863	4 952	2 992
JAPAN	51 417	85 630	51 668	BELGIUM LUX	1 748	2 892	1 743
TAIWAN	23 947	26 971	16 204	NETHERLANDS	13 082	16 465	9 922
HONG KONG	11 672	22 350	13 494	ITALY	1 312	1 060	626
AUSTRALIA	54 977	76 883	46 345	UNTD KINGDOM	1 214	1 918	1 167
PAPUA NEW G	48	68	40	DENMARK	7 325	5 351	3 236
NEW ZEALAND	5 134	6 119	3 669	SPAIN	2 843	1 114	675
SOLOMON IS	68	63	38	EU	44 387	33 752	20 361
NEW CALEDON	328	536	319	NORWAY	744	1 086	663
FR POLYNESIA	188	371	217	SWEDEN	1 664	1 565	949
SHIPS SUPPL	335	171	102	FINLAND	4 958	3 691	2 165
UNID COUNTR	13 722	15 167	9 149	SWITZERLAND	1 564	3 999	2 407
700 CPL IND PLANT (84/85/87)				AUSTRIA	23 283	21 689	13 113
EXPORTS	1 375 874	4 773 108	2 889 679	ESTONIA	1 265	559	339
FRANCE	566	3 376	2 045	POLAND	26 526	9 948	6 044
BELGIUM LUX	30 632	85 367	52 284	CZECH REPUB	18 263	5 575	3 328
NETHERLANDS	10 741	22 787	13 872	SLOVAKIA	5 059	1 493	920
ITALY	2 995	9 752	5 926	HUNGARY	3 736	1 628	988
UNTD KINGDOM	43 685	163 301	99 687	RUSSIA	5 745	1 726	1 037
GREECE	620	2 311	1 385	CROATIA	1 385	412	250
PORTUGAL	5 287	74 174	44 976	USA	340	1 288	775
SPAIN	15 710	54 205	33 264	BRAZIL	1 012	400	238
EU	110 236	415 273	253 339	JAPAN	36	139	82
NORWAY	190	2 939	1 779	TAIWAN	42	71	43
SWEDEN	7 594	17 176	10 276	EXPORTS	225 750	355 905	215 769
FINLAND	401	3 185	1 911	FRANCE	8 486	6 509	3 976
SWITZERLAND	8 042	24 132	14 661	BELGIUM LUX	3 663	7 696	4 682
AUSTRIA	3 647	21 144	12 853	NETHERLANDS	10 568	12 121	7 251
TURKEY	8 900	65 290	39 232	ITALY	3 843	7 912	4 840
LITHUANIA	48	60	37	UNTD KINGDOM	1 400	1 970	1 192
POLAND	6 737	12 828	7 741	IRELAND	1 281	3 877	2 379
CZECH REPUB	7 124	20 945	12 443	DENMARK	3 071	2 688	1 631
SLOVAKIA	246	5 361	3 242	GREECE	1 828	2 199	1 340
HUNGARY	3 513	7 833	4 773	PORTUGAL	2 133	5 001	3 039
ROMANIA	3 087	20 269	12 072	SPAIN	2 729	5 552	3 358
BULGARIA	174	1 190	722	EU	39 002	55 525	33 688
ALBANIA	171	184	112	NORWAY	120	214	128
UKRAINE	44 802	197 010	118 722	SWEDEN	1 428	1 693	1 032
BELARUS	1 547	13 471	8 127	FINLAND	1 613	1 801	1 096
MOLDOVA	700	1 552	940	SWITZERLAND	20 165	33 091	20 075
RUSSIA	106 587	330 830	199 261	AUSTRIA	12 986	14 880	8 962
KAZAKHSTAN	2 487	12 212	7 504	MALTA	8	56	33
TURKMENISTAN	4 135	2 812	1 655	TURKEY	1 333	2 576	1 570
UZBEKISTAN	208	690	406	ESTONIA	2 556	1 809	1 104
SLOVENIA	725	973	574	LATVIA	319	278	167
CROATIA	5 738	34 607	20 636	LITHUANIA	75	280	166
MOROCCO	9 826	13 506	8 045	POLAND	7 815	16 008	9 702
ALGERIA	821	7 030	4 205	CZECH REPUB	6 985	15 001	9 132
TUNISIA	44	489	296	SLOVAKIA	1 253	1 173	704
LIBYA	6 129	27 514	16 528	HUNGARY	4 567	6 320	3 770
EGYPT	28 498	120 678	73 682	ROMANIA	1 269	3 772	2 303
NIGER	449	2 729	1 630	BULGARIA	29	112	68
SIERRA LEONE	262	523	319	UKRAINE	151	414	249
GHANA	6 170	8 980	5 390	BELARUS	17	126	77
NIGERIA	93 215	111 512	68 115	RUSSIA	14 939	19 968	12 137
ZAIRE	48	233	140	KAZAKHSTAN	12	94	56
KENYA	185	1 002	606	SLOVENIA	288	573	348
TANZANIA	27	147	86	CROATIA	167	541	324
MAURITIUS	3 500	5 055	3 080	MACEDONIA	12	72	44
ZAMBIA	1 022	314	183	MOROCCO	982	1 164	715
MALAWI	562	970	604	ALGERIA	20	264	164
SOUTH AFRICA	6 493	54 521	32 710	TUNISIA	854	1 382	851
USA	7 606	62 218	37 187	LIBYA	694	2 017	1 209
CANADA	534	1 339	784	EGYPT	15 528	14 421	8 606
MEXICO	14 557	147 816	89 869	SUDAN	120	357	210
TRINIDAD TOB	261	1 991	1 196	SENEGAL	738	3 164	1 925
COLOMBIA	59	975	574	GHANA	55	202	122
VENEZUELA	303	13 910	8 270	NIGERIA	7 002	14 044	8 632
ECUADOR	5 237	10 814	6 530	BURUNDI	22	59	35
BRAZIL	30 109	348 037	211 453	ETHIOPIA	113	250	153
BOLIVIA	2 661	16 591	10 306	MAURITIUS	40	201	122
ARGENTINA	44 952	88 342	53 222	SOUTH AFRICA	138	336	206
CYPRUS	65	3 202	1 937	BOTSWANA	83	247	149
SYRIA	7 638	4 990	2 933	USA	1 160	3 148	1 886
IRAQ	723	7 959	4 714	CANADA	467	185	111
IRAN	33 458	214 577	129 886	MEXICO	706	1 912	1 157
ISRAEL	500	3 855	2 385	CUBA	6	67	42
SAUDI ARABIA	86	2 798	1 669	ECUADOR	21	57	35
KUWAIT	6 837	33 369	20 250	BRAZIL	737	1 144	705
BAHRAIN	995	18 714	11 235	CHILE	1 279	2 591	1 514
QATAR	209	10 123	6 272	BOLIVIA	39	141	85
ARAB EMIRAT	49 177	178 464	108 826	LEBANON	58	121	71
OMAN	151	884	530	SYRIA	456	1 110	672
PAKISTAN	32 050	95 454	56 174	IRAN	434	1 209	738
INDIA	247 487	499 946	304 974	ISRAEL	1 683	4 075	2 448
BANGLADESH	75	3 926	2 343	JORDAN	15	135	83
SRI LANKA	433	487	303	SAUDI ARABIA	950	1 321	802
THAILAND	24 965	84 440	50 970	KUWAIT	1 871	3 884	2 371
VIETNAM	74	440	269				
INDONESIA	60 761	303 853	185 790				

6 IMPORTS AND EXPORTS (SPECIAL TRADE) BY GROUPS OF THE SITC-REV. III AND BY COUNTRIES OF PRODUCTION AND CONSUMPTION 1993

GROUP COUNTRY	DT = 100 KG	1 000 DM	1 000 \$	GROUP COUNTRY	DT = 100 KG	1 000 DM	1 000 \$
ARAB EMIRAT	14 384	21 133	12 911	LIBYA	114	4 087	2 462
OMAN	29	147	88	EGYPT	1 279	10 607	6 548
YEMEN	94	156	95	SUDAN	872	239	182
PAKISTAN	757	785	480	CTE D IVOIRE	3	267	164
INDIA	3 404	11 721	7 025	GHANA	57	188	115
BANGLADESH	377	649	392	NIGERIA	417	9 365	5 675
SRI LANKA	142	300	183	CAMEROON	7	183	111
THAILAND	7 027	6 093	3 715	ZAIRE	8	345	205
LAOS	62	100	61	KENYA		63	38
VIETNAM	285	561	349	TANZANIA	3	175	106
INDONESIA	9 108	12 164	7 379	MAURITIUS	27	238	144
MALAYSIA	53	276	171	ZIMBABWE	5	306	180
SINGAPORE	1 180	2 458	1 468	SOUTH AFRICA	487	15 484	9 244
PHILIPPINES	1 538	3 074	1 840	USA	2 484	22 941	13 805
CHINA	7 884	10 665	6 432	CANADA	11	326	197
SOUTH KOREA	1 871	3 503	2 111	MEXICO	137	5 606	3 414
JAPAN	440	2 422	1 471	NICARAGUA	3	185	112
TAIWAN	19 464	38 340	23 352	JAMAICA	457	2 922	1 800
HONG KONG	3 258	4 360	2 634	NETH ANTILL	20	284	166
AUSTRALIA	132	345	211	COLOMBIA	22	1 026	622
PAPUA NEW G	214	366	226	VENEZUELA	175	2 743	1 687
UNID COUNTR	123	232	142	ECUADOR	71	395	240
				PERU	11	200	121
712 STEAM TURBINES				BRAZIL	250	4 737	2 835
IMPORTS	50 115	247 388	149 293	CHILE	112	1 793	1 073
FRANCE	3 622	8 339	5 021	ARGENTINA	404	7 629	4 553
BELGIUM LUX	247	1 240	762	LEBANON	355	373	218
NETHERLANDS	7 294	30 608	18 635	SYRIA	4	113	68
ITALY	1 906	7 576	4 570	IRAN	3 842	74 080	45 096
UNTD KINGDOM	7 044	44 703	27 021	ISRAEL	9 037	77 934	47 871
DENMARK	256	2 575	1 558	JORDAN	28	791	484
GREECE	12	380	224	SAUDI ARABIA	41	2 505	1 511
PORTUGAL	128	1 047	650	KUWAIT	15	612	374
SPAIN	93	200	121	BAHRAIN	2	100	60
EU	20 603	96 693	58 577	QATAR	11	571	342
NORWAY	152	1 032	620	ARAB EMIRAT	474	7 650	4 561
SWEDEN	484	1 216	739	OMAN	454	7 031	4 376
FINLAND	124	285	173	PAKISTAN	1 532	9 936	6 048
SWITZERLAND	7 881	42 749	25 614	INDIA	2 064	19 064	11 477
AUSTRIA	10 183	47 692	28 755	BANGLADESH	3	87	52
POLAND	2 347	4 098	2 426	MYANMAR	17	738	442
CZECH REPUB	1 880	8 842	5 361	THAILAND	1 034	13 959	8 164
HUNGARY	1 295	1 785	1 077	INDONESIA	1 381	8 476	5 180
ROMANIA	7	57	34	MALAYSIA	429	2 490	1 481
RUSSIA	33	459	284	BRUNEI	4	135	79
SLOVENIA	573	387	239	SINGAPORE	701	6 077	3 690
CROATIA	383	1 885	1 111	PHILIPPINES	881	13 552	8 080
MOROCCO	72	160	97	CHINA	9 306	23 912	14 245
TUNISIA	9	62	37	SOUTH KOREA	1 264	6 971	4 195
LIBYA	10	238	147	JAPAN	343	3 039	1 835
EGYPT	21	325	201	TAIWAN	900	11 909	7 187
ZAIRE	7	180	113	HONG KONG	5	273	162
MAURITIUS	4	55	34	AUSTRALIA	75	2 723	1 630
SOUTH AFRICA	159	4 795	2 941	NEW ZEALAND	2	130	80
USA	526	7 785	4 582	UNID COUNTR	18	134	79
CANADA	17	160	99				
MEXICO	62	280	173	713 INTRNL COMBUS PSTN ENGIN			
PERU	50	2 448	1 491	IMPORTS	2 645 933	4 932 576	2 991 477
BRAZIL	8	249	151	FRANCE	211 268	379 855	230 272
CHILE	10	60	37	BELGIUM LUX	17 616	27 786	16 849
ARGENTINA	944	13 023	7 878	NETHERLANDS	30 248	74 374	45 149
IRAN	55	359	214	ITALY	94 470	179 181	108 363
ISRAEL	48	2 667	1 620	UNTD KINGDOM	399 422	717 117	436 706
KUWAIT	10	162	98	IRELAND	539	3 302	1 999
QATAR	10	120	71	DENMARK	13 662	28 099	16 991
ARAB EMIRAT	14	156	95	GREECE	276	520	308
OMAN	1	56	34	PORTUGAL	617	1 795	1 095
PAKISTAN	16	550	331	SPAIN	226 230	273 640	167 197
INDIA	12	170	104	EU	994 348	1 686 669	1 024 929
SINGAPORE	6	208	126	ICELAND	11	53	32
CHINA	9	543	328	NORWAY	6 049	7 534	4 545
JAPAN	1 864	2 906	1 729	SWEDEN	15 933	39 612	24 038
TAIWAN	150	1 289	807	FINLAND	11 059	20 539	12 564
AUSTRALIA	55	976	598	SWITZERLAND	43 202	67 673	40 992
EXPORTS	77 972	635 156	385 094	AUSTRIA	793 262	1 826 702	1 106 197
FRANCE	2 740	27 854	17 064	MALTA	194	2 892	1 773
BELGIUM LUX	191	3 142	1 876	TURKEY	15 643	49 568	29 951
NETHERLANDS	4 296	28 105	17 120	LATVIA	46	253	157
ITALY	530	6 646	4 025	LITHUANIA	414	112	67
UNTD KINGDOM	5 481	33 451	19 944	POLAND	59 715	29 059	17 754
IRELAND	2	177	108	CZECH REPUB	17 358	18 706	11 335
DENMARK	858	10 174	6 191	SLOVAKIA	579	407	248
GREECE	91	1 621	976	HUNGARY	35 679	57 124	34 599
PORTUGAL	185	4 000	2 439	ROMANIA	278	258	154
SPAIN	1 732	13 670	8 339	BULGARIA	199	182	111
EU	16 106	128 840	78 082	BELARUS	5 574	4 612	2 820
NORWAY	279	2 441	1 472	RUSSIA	4 171	7 236	4 354
SWEDEN	918	2 965	1 807	SLOVENIA	43 047	36 243	21 997
FINLAND	1 263	8 738	5 367	CROATIA	2 180	1 908	1 155
SWITZERLAND	4 192	39 535	24 074	MACEDONIA	11	104	61
AUSTRIA	4 617	26 710	16 096	NIGERIA	38	143	82
TURKEY	981	10 948	6 655	SOUTH AFRICA	17 604	13 708	8 260
POLAND	3 332	5 674	3 361	USA	87 210	269 786	163 401
CZECH REPUB	1 687	8 264	4 927	CANADA	9 801	23 759	14 392
HUNGARY	2 099	4 967	2 999	MEXICO	141 712	157 188	95 231
ROMANIA	86	979	593	PANAMA	38	54	32
BULGARIA	88	410	239	BAHAMAS	40	185	109
RUSSIA	32	685	419	BRAZIL	99 833	149 311	90 305
CROATIA	385	1 418	842	CHILE	21	62	39
MOROCCO	199	4 056	2 464	URUGUAY	66	188	111
ALGERIA	21	792	471	ARGENTINA	1 009	1 326	793
TUNISIA	18	278	167	CYPRUS	203	110	68
				IRAN	709	452	268
				ISRAEL	134	193	120

6 IMPORTS AND EXPORTS (SPECIAL TRADE) BY GROUPS OF THE SITC-REV. III AND BY COUNTRIES OF PRODUCTION AND CONSUMPTION 1993

GROUP COUNTRY	DT = 100 KG	1 000 DM	1 000 \$	GROUP COUNTRY	DT = 100 KG	1 000 DM	1 000 \$
JORDAN	41	150	93	NAMIBIA	11	57	34
SAUDI ARABIA	436	532	320	USA	1 041 654	1 634 277	990 361
KUWAIT	179	823	512	CANADA	10 853	32 395	19 525
ARAB EMIRAT	192	200	125	MEXICO	54 802	192 107	116 239
OMAN	80	90	54	GUATEMALA	188	541	320
YEMEN	103	58	35	HONDURAS	18	128	75
INDIA	2 626	3 852	2 336	EL SALVADOR	452	580	352
THAILAND	9	97	58	COSTA RICA	133	604	365
INDONESIA	88	333	203	PANAMA	502	2 277	1 377
SINGAPORE	1 043	6 223	3 774	CUBA	186	803	483
CHINA	12 042	14 067	8 630	HAITI	10	57	36
SOUTH KOREA	6 674	8 520	5 135	BAHAMAS	28	145	88
JAPAN	169 778	383 603	232 074	DOMINIC REP	351	509	304
TAIWAN	384	1 032	631	AM VIRGIN IS	25	97	58
HONG KONG	265	2 685	1 632	GUADELOUPE	90	692	417
AUSTRALIA	44 153	36 864	22 484	MARTINIQUE	47	1 262	740
UNID COUNTR	102	83	51	JAMAICA	14	157	93
EXPORTS	4 595 562	8 607 120	5 201 905	ST LUCIA	140	868	525
FRANCE	543 812	1 079 392	653 287	BARBADOS	37	194	117
BELGIUM LUX	318 706	706 055	424 911	TRINIDAD TOB	188	646	387
NETHERLANDS	100 219	241 772	145 589	ARUBA	10	90	56
ITALY	61 827	368 494	223 395	NETH ANTILL	128	581	350
UNTD KINGDOM	872 834	658 867	398 675	COLOMBIA	678	7 525	4 502
IRELAND	935	3 890	2 342	VENEZUELA	1 260	12 676	7 791
DENMARK	41 271	116 861	70 760	GUYANA	11	56	35
GREECE	10 473	47 882	28 844	FRENCH GUIAN	14	87	50
PORTUGAL	8 702	34 799	21 034	ECUADOR	1 476	18 070	11 135
SPAIN	242 741	667 152	402 062	PERU	914	4 263	2 572
EU	2 201 520	3 925 164	2 370 899	BRAZIL	25 668	81 275	49 131
CANARY IS	801	2 832	1 713	CHILE	4 479	17 644	10 664
CEUTA MEL	428	1 621	981	BOLIVIA	683	1 473	894
ICELAND	663	1 957	1 185	PARAGUAY	202	510	311
NORWAY	16 084	64 154	38 844	URUGUAY	583	1 959	1 188
SWEDEN	151 898	316 561	191 538	ARGENTINA	4 149	13 363	8 047
FINLAND	33 073	61 526	37 249	CYPRUS	796	3 319	2 006
SWITZERLAND	41 170	83 420	50 318	LEBANON	3 858	11 243	6 724
AUSTRIA	513 914	598 910	362 209	SYRIA	5 602	7 503	4 525
ANDORRA	13	52	31	IRAN	8 871	24 102	14 542
GIBRALTAR	152	485	296	ISRAEL	3 340	19 327	11 692
MALTA	620	3 836	2 304	JORDAN	2 657	5 945	3 569
TURKEY	24 565	84 418	51 171	SAUDI ARABIA	26 093	66 796	40 167
ESTONIA	59	139	87	KUWAIT	1 392	15 827	9 698
LATVIA	169	1 207	731	BAHRAIN	167	1 298	784
LITHUANIA	1 110	3 105	1 867	QATAR	280	1 363	818
POLAND	9 203	17 013	10 262	ARAB EMIRAT	8 356	30 565	18 485
CZECH REPUB	7 865	31 610	19 178	OMAN	2 957	8 379	4 983
SLOVAKIA	1 174	5 910	3 540	YEMEN	396	1 638	976
HUNGARY	43 716	29 292	17 694	AFGHANISTAN	101	206	123
ROMANIA	1 711	5 378	3 239	PAKISTAN	1 632	7 736	4 677
BULGARIA	2 136	5 011	3 009	INDIA	2 240	16 280	9 794
ALBANIA	212	430	258	BANGLADESH	91	416	246
UKRAINE	4 284	9 485	5 713	SRI LANKA	397	940	573
BELARUS	602	1 560	954	MYANMAR	17	939	554
MOLDOVA	35	145	85	THAILAND	2 287	10 414	6 259
RUSSIA	31 364	88 395	53 387	VIETNAM	1 882	1 299	764
AZERBAIJAN	302	639	386	INDONESIA	5 594	25 796	15 639
KAZAKHSTAN	360	785	463	MALAYSIA	2 204	13 732	8 310
TURKMENISTAN	15	106	65	BRUNEI	46	293	177
UZBEKISTAN	20	272	166	SINGAPORE	29 683	132 516	79 896
TADJIKISTAN	1	50	31	PHILIPPINES	706	3 782	2 266
SLOVENIA	7 526	20 330	12 256	CHINA	28 913	96 503	58 654
CROATIA	2 417	8 617	5 205	NORTH KOREA	43	316	186
MACEDONIA	3 887	10 985	6 628	SOUTH KOREA	66 894	200 279	119 993
MOROCCO	3 101	9 312	5 632	JAPAN	9 341	75 634	45 491
ALGERIA	28 788	23 965	14 394	TAIWAN	3 047	18 157	10 961
TUNISIA	2 987	10 134	6 134	HONG KONG	9 075	50 710	30 602
LIBYA	1 338	6 790	4 118	AUSTRALIA	25 724	82 986	50 271
EGYPT	12 295	36 123	21 751	PAPUA NEW G	22	89	52
SUDAN	176	1 342	809	NEW ZEALAND	573	2 999	1 821
MAURITANIA	249	2 931	1 753	NEW CALEDON	22	86	50
MALI	40	348	212	AM OCEANIA	76	825	489
CHAD	19	59	34	FR POLYNESIA	35	176	105
CAPE VERDE	88	442	267	UNID COUNTR	3 814	5 380	3 247
SENEGAL	368	904	552	714 ENGINES, MOTORS NON-ELECT			
GAMBIA	69	281	171	IMPORTS	89 442	2 835 886	1 711 019
GUIN BISSAU	56	230	136	FRANCE	7 901	213 007	128 850
GUINEA	80	310	186	BELGIUM LUX	2 558	16 284	9 916
SIERRA LEONE	94	425	256	NETHERLANDS	4 777	132 210	79 738
LIBERIA	48	225	136	ITALY	2 171	27 619	16 555
CTE D IVOIRE	215	918	558	UNTD KINGDOM	12 756	252 676	151 731
GHANA	504	1 323	793	IRELAND	1	66	41
TOGO	63	327	193	DENMARK	2 235	37 232	21 943
NIGERIA	7 052	9 588	5 773	GREECE	1	382	237
CAMEROON	221	632	381	PORTUGAL	216	2 190	1 300
CENT AFR REP	13	54	32	SPAIN	145	2 567	1 584
S TOME PRINC	11	80	48	EU	32 761	684 233	411 895
GABON	95	719	439	NORWAY	104	8 224	4 975
ZAIRE	164	261	156	SWEDEN	4 068	39 923	24 262
RWANDA	59	265	158	FINLAND	661	59 667	36 021
BURUNDI	37	149	89	SWITZERLAND	13 382	96 038	58 192
ANGOLA	71	366	222	AUSTRIA	4 698	41 934	24 773
ETHIOPIA	108	1 056	631	TURKEY	222	1 704	1 061
DJIBOUTI	69	694	416	POLAND	373	404	240
KENYA	355	1 684	1 013	CZECH REPUB	206	741	447
UGANDA	61	318	191	HUNGARY	4 128	5 408	3 255
TANZANIA	319	1 606	959	ROMANIA	553	159	94
SEYCHELLES	17	103	61	BULGARIA	60	7 789	4 562
MOZAMBIQUE	116	284	169	RUSSIA	25	49	31
MADAGASCAR	434	2 336	1 421	SLOVENIA	87	11 048	6 461
REUNION	45	323	191	CROATIA	7 875	14 004	8 577
MAURITIUS	125	977	586	MOROCCO	9	1 197	741
ZAMBIA	179	1 180	716	EGYPT	179	23 225	14 034
ZIMBABWE	325	1 400	840	NIGERIA	3	101	59
SOUTH AFRICA	22 700	127 035	76 319				

6 IMPORTS AND EXPORTS (SPECIAL TRADE) BY GROUPS OF THE SITC-REV. III AND BY COUNTRIES OF PRODUCTION AND CONSUMPTION 1993

GROUP COUNTRY	DT = 100 KG	1 000 DM	1 000 \$	GROUP COUNTRY	DT = 100 KG	1 000 DM	1 000 \$
ANGOLA	76	731	451	716 ROTATING ELECTRIC PLANT			
ETHIOPIA	138	17 886	10 632	IMPORTS	1 529 950	2 191 543	1 325 180
KENYA	3	577	337	FRANCE	222 848	278 600	168 282
SOUTH AFRICA	136	18 449	10 818	BELGIUM LUX	13 044	50 680	30 624
USA	12 451	1 285 047	775 362	NETHERLANDS	11 678	32 564	19 736
CANADA	2 124	131 787	79 449	ITALY	219 296	211 442	127 861
MEXICO	175	22 968	14 011	UNITD KINGDOM	101 060	82 309	49 771
GUADELOUPE	13	2 053	1 209	IRELAND	11 527	16 392	9 894
MARTINIQUE	7	1 011	616	DENMARK	50 322	86 138	52 975
BRAZIL	6	677	407	GREECE	538	1 974	1 173
CYPRUS	261	33 645	19 917	PORTUGAL	29 984	5 457	3 294
IRAN	2	150	88	SPAIN	66 578	103 945	62 923
ISRAEL	33	2 463	1 469	EU	726 875	869 501	525 933
SAUDI ARABIA	9	52	31	NORWAY	1 337	4 807	2 899
BAHRAIN	6	1 156	695	SWEDEN	43 542	52 149	31 537
QATAR	14	759	446	FINLAND	41 941	50 728	30 596
ARAB EMIRAT	71	7 234	4 342	SWITZERLAND	130 020	305 840	185 217
PAKISTAN	1	161	96	AUSTRIA	136 918	186 126	112 264
INDIA	337	41 563	25 334	TURKEY	9 290	6 575	3 946
THAILAND	564	72 385	44 000	LATVIA	70	321	188
INDONESIA	397	1 313	788	POLAND	22 793	16 156	9 810
MALAYSIA	845	101 084	61 743	CZECH REPUBL	78 548	80 343	48 505
SINGAPORE	28	3 772	2 227	SLOVAKIA	8 707	5 386	3 226
PHILIPPINES	125	16 146	9 934	HUNGARY	72 407	68 784	41 614
CHINA	295	37 945	23 325	ROMANIA	1 688	914	560
SOUTH KOREA	10	1 153	711	BULGARIA	14 862	7 426	4 484
JAPAN	1 810	23 603	14 325	UKRAINE	3 813	7 266	4 396
HONG KONG	52	6 707	3 945	BELARUS	160	207	124
AUSTRALIA	58	7 457	4 569	RUSSIA	1 194	988	593
EXPORTS	168 234	2 666 031	1 606 384	SLOVENIA	98 271	83 548	50 658
FRANCE	12 361	296 929	177 084	CROATIA	6 073	4 626	2 778
BELGIUM LUX	414	20 128	12 200	MACEDONIA	857	1 401	842
NETHERLANDS	3 318	96 784	58 394	TUNISIA	26	189	114
ITALY	1 766	38 760	23 427	LIBYA	38	98	60
UNITD KINGDOM	8 040	346 349	208 169	EGYPT	97	679	421
IRELAND	22	1 533	935	LIBERIA	242	55	33
DENMARK	289	30 352	18 162	TOGO	20	54	33
GREECE	15	3 190	1 940	NIGERIA	118	108	68
PORTUGAL	125	6 218	3 792	SOUTH AFRICA	622	1 463	865
SPAIN	82	6 170	3 719	USA	31 463	145 689	88 098
EU	26 432	846 413	507 822	CANADA	9 335	24 083	14 595
ICELAND	3	768	453	MEXICO	149	378	230
NORWAY	215	19 348	11 539	NETH ANTILL	30	107	66
SWEDEN	319	10 663	6 405	BRAZIL	2 871	2 517	1 517
FINLAND	697	14 395	8 785	SYRIA	13	112	66
SWITZERLAND	16 555	142 989	86 709	ISRAEL	201	528	317
AUSTRIA	1 591	50 653	30 794	JORDAN	362	347	211
TURKEY	142	11 475	6 995	SAUDI ARABIA	163	168	102
POLAND	869	1 378	831	KUWAIT	1 118	432	265
CZECH REPUBL	57	1 766	1 040	QATAR	1 600	10 543	6 382
HUNGARY	3 505	3 780	2 275	ARAB EMIRAT	224	2 132	1 300
BULGARIA	49	8 338	5 181	PAKISTAN	965	725	437
RUSSIA	3 379	23 147	13 579	INDIA	1 061	1 254	765
SLOVENIA	95	1 062	645	THAILAND	1 675	6 012	3 600
CROATIA	5 033	10 485	6 280	INDONESIA	275	231	144
MOROCCO	83	2 816	1 712	MALAYSIA	2 097	9 437	5 728
ALGERIA	46	18 862	11 099	SINGAPORE	2 569	8 446	5 100
TUNISIA	3	155	91	CHINA	36 986	71 275	43 058
LIBYA	22 505	94 101	56 235	NORTH KOREA	31	83	52
EGYPT	1 533	28 581	16 838	SOUTH KOREA	5 675	11 601	6 946
NIGERIA	4	526	307	JAPAN	21 321	110 401	66 673
CAMEROON	10	1 816	1 116	TAIWAN	6 836	20 425	12 378
CONGO	1	908	563	HONG KONG	1 844	8 024	4 875
ANGOLA	55	1 622	975	AUSTRALIA	44	221	131
ETHIOPIA	79	16 655	10 127	NEW ZEALAND	14	48	30
KENYA	17	2 691	1 655	UNID COUNTR	173	210	128
MADAGASCAR		66	38	EXPORTS	1 701 734	3 886 501	2 348 448
SOUTH AFRICA		32 298	19 621	FRANCE	162 249	388 444	235 325
USA	43 529	409 853	248 032	BELGIUM LUX	90 058	166 838	101 123
CANADA	103	15 587	9 392	NETHERLANDS	116 356	240 624	145 733
MEXICO	86	14 542	8 554	ITALY	164 401	295 281	178 890
GUADELOUPE	1	423	258	UNITD KINGDOM	130 771	288 464	174 367
FRENCH GUIAN	1	462	279	IRELAND	4 841	7 847	4 746
ECUADOR	243	1 792	1 084	DENMARK	78 568	115 204	69 708
BRAZIL	17	3 430	2 073	GREECE	9 341	17 192	10 425
BOLIVIA	108	1 584	2 222	PORTUGAL	8 812	20 319	12 270
ARGENTINA	48	3 715	2 222	SPAIN	59 643	168 146	101 863
CYPRUS	199	43 820	26 505	EU	825 040	1 708 359	1 034 450
SYRIA	4	262	158	CANARY IS	200	621	373
IRAN	978	7 954	4 785	ICELAND	240	703	411
ISRAEL	8	1 408	854	NORWAY	20 760	52 472	31 507
SAUDI ARABIA	171	38 040	23 293	SWEDEN	54 692	143 610	86 816
KUWAIT	3	214	127	FINLAND	21 886	39 075	23 660
BAHRAIN	44	1 780	1 082	SWITZERLAND	100 448	313 329	190 017
QATAR	135	10 423	6 291	AUSTRIA	83 173	169 208	102 325
ARAB EMIRAT	12 022	124 310	75 694	MALTA	330	1 465	877
PAKISTAN	138	3 173	1 927	TURKEY	21 507	56 875	34 329
INDIA	1 731	102 266	61 519	ESTONIA	40	139	83
SRI LANKA	104	21 742	13 066	LATVIA	86	54	34
THAILAND	716	61 370	37 127	LITHUANIA	90	444	268
INDONESIA	501	9 040	5 424	POLAND	10 625	28 895	17 458
MALAYSIA	9 181	203 027	122 787	CZECH REPUBL	19 480	46 977	28 332
SINGAPORE	207	16 796	9 992	SLOVAKIA	10 829	5 691	3 405
PHILIPPINES	1 355	62 407	37 998	HUNGARY	41 078	44 745	26 824
CHINA	7 196	95 476	56 845	ROMANIA	8 003	10 458	6 277
SOUTH KOREA	55	5 577	3 377	BULGARIA	2 338	2 694	1 617
JAPAN	4 674	44 491	27 020	ALBANIA	64	151	90
TAIWAN	1 023	4 745	2 885	UKRAINE	1 902	4 326	2 638
HONG KONG	72	2 095	1 268	BELARUS	2 001	3 350	2 055
AUSTRALIA	59	6 022	3 565	RUSSIA	19 726	33 640	20 216
NEW ZEALAND	2	203	119	GEORGIA	31	99	60
				AZERBAIJAN	578	1 268	785

6 IMPORTS AND EXPORTS (SPECIAL TRADE) BY GROUPS OF THE SITC-REV. III AND BY COUNTRIES OF PRODUCTION AND CONSUMPTION 1993

GROUP COUNTRY	DT = 100 KG	1 000 DM	1 000 \$	GROUP COUNTRY	DT = 100 KG	1 000 DM	1 000 \$
KAZAKHSTAN	363	748	446	FR POLYNESIA	11	90	53
TURKMENISTAN	48	116	70	UNID COUNTR	1 263	2 783	1 660
UZBEKISTAN	169	864	523				
SLOVENIA	5 517	8 203	4 955	718 OTH. POWR. GENRTNG. MACHNRY			
CROATIA	1 628	2 975	1 809	IMPORTS	146 529	668 393	405 214
BOS HERZEGOV	29	87	52	FRANCE	15 884	91 481	56 104
MACEDONIA	75	299	181	BELGIUM LUX	3 062	98 983	59 792
MOROCCO	995	2 620	1 566	NETHERLANDS	10 233	29 212	17 699
ALGERIA	878	7 497	4 554	ITALY	14 896	23 873	14 409
TUNISIA	817	1 976	1 187	UNTD KINGDOM	7 193	20 913	12 662
LIBYA	15 969	32 073	19 019	IRELAND	7 935	7 744	4 702
EGYPT	12 906	34 311	20 826	DENMARK	4 211	12 430	7 595
SUDAN	126	410	254	GREECE	8	346	209
MAURITANIA	42	130	77	PORTUGAL	3	78	47
NIGER	117	276	170	SPAIN	1 519	1 488	907
CHAD	23	85	52	EU	64 944	286 548	174 126
CAPE VERDE	2 361	9 309	5 682	ICELAND	30	405	236
SENEGAL	22	74	42	NORWAY	776	1 717	1 045
GUIN BISSAU	604	1 585	959	SWEDEN	10 128	136 702	82 567
GUINEA	60	90	56	FINLAND	1 350	3 455	2 100
SIERRA LEONE	276	1 053	625	SWITZERLAND	10 257	49 983	30 281
LIBERIA	176	215	128	AUSTRIA	14 890	34 909	21 122
CTE D IVOIRE	75	203	121	TURKEY	144	200	122
GHANA	322	756	452	POLAND	4 219	3 637	2 201
TOGO	2	59	34	CZECH REPUBL	7 090	4 870	2 914
NIGERIA	3 159	18 251	9 727	SLOVAKIA	1 286	1 494	908
CAMEROON	280	590	356	HUNGARY	3 339	3 864	2 329
CENT AFR REP	13	76	47	ROMANIA	384	200	122
S TOME PRINC	211	558	346	BULGARIA	1 199	1 737	1 051
GABON	5	61	38	RUSSIA	667	366	219
CONGO	29	58	36	SLOVENIA	1 260	981	589
ZAIRE	45	277	164	CROATIA	33	92	57
RWANDA	73	346	214	EGYPT	83	165	97
BURUNDI	54	191	114	USA	9 145	102 461	62 127
ANGOLA	45	220	133	CANADA	327	3 422	2 059
ETHIOPIA	321	597	361	BRAZIL	3 151	3 914	2 373
DJIBOUTI	85	200	124	ARGENTINA	15	157	92
KENYA	540	1 070	644	IRAN	212	416	258
UGANDA	88	440	272	ISRAEL	44	247	145
TANZANIA	395	1 181	712	JORDAN	4	197	120
SEYCHELLES	114	426	259	SAUDI ARABIA	30	420	252
MOZAMBIQUE	175	465	279	ARAB EMIRAT	14	159	99
MAURITIUS	28	123	75	INDIA	3	182	109
ZAMBIA	291	577	343	SINGAPORE	85	219	133
ZIMBABWE	94	367	219	CHINA	34	55	33
SOUTH AFRICA	4 151	15 487	9 351	NORTH KOREA	3	201	117
NAMIBIA	62	63	38	SOUTH KOREA	15	81	49
USA	96 227	304 167	183 320	JAPAN	10 680	23 879	14 517
CANADA	9 582	29 292	17 623	TAIWAN	392	256	155
MEXICO	7 968	21 218	12 640	HONG KONG	12	49	30
GUATEMALA	49	179	105	AUSTRALIA	107	400	245
HONDURAS	104	514	307	NEW ZEALAND	15	48	30
EL SALVADOR	23	121	73	UNID COUNTR	3	53	33
COSTA RICA	50	207	126	EXPORTS	290 501	1 733 930	1 048 556
PANAMA	42	220	131	FRANCE	31 231	485 344	292 949
CUBA	11	60	36	BELGIUM LUX	8 836	133 579	80 297
DOMINIC REP	9	57	32	NETHERLANDS	21 767	138 563	83 853
GUADELOUPE	10	55	32	ITALY	12 252	56 877	34 300
ANTIGUA	125	173	105	UNTD KINGDOM	53 405	112 539	68 205
MARTINIQUE	19	68	42	IRELAND	341	1 089	664
TRINIDAD TOB	19	86	52	DENMARK	3 844	15 269	9 238
COLOMBIA	1 358	4 623	2 770	GREECE	545	1 539	935
VENEZUELA	4 551	12 956	7 885	PORTUGAL	924	2 665	1 609
ECUADOR	186	449	271	SPAIN	2 807	52 324	31 043
PERU	287	1 106	665	EU	135 952	999 588	603 093
BRAZIL	4 991	19 721	11 899	CANARY IS	26	157	94
CHILE	6 068	12 603	7 738	ICELAND	246	1 535	930
BOLIVIA	217	200	122	NORWAY	4 303	14 325	8 667
PARAGUAY	75	641	377	SWEDEN	6 181	114 957	69 836
URUGUAY	163	779	473	FINLAND	1 669	36 705	22 268
ARGENTINA	1 265	3 926	2 352	SWITZERLAND	8 809	133 818	81 750
CYPRUS	311	793	476	AUSTRIA	19 135	56 721	34 320
LEBANON	2 086	3 256	1 951	MALTA	2	57	30
SYRIA	4 725	9 534	5 736	TURKEY	866	4 297	2 602
IRAN	32 980	59 306	35 840	POLAND	5 246	13 183	7 958
ISRAEL	3 761	16 915	10 228	CZECH REPUBL	5 254	32 419	19 879
JORDAN	1 622	1 469	884	SLOVAKIA	1 005	3 340	2 048
SAUDI ARABIA	9 217	28 703	17 248	HUNGARY	897	3 613	2 189
KUWAIT	1 430	5 080	3 061	ROMANIA	315	909	549
BAHRAIN	265	924	553	BULGARIA	143	845	507
QATAR	173	597	361	ALBANIA	21	294	173
ARAB EMIRAT	3 325	9 145	5 454	UKRAINE	137	710	423
OMAN	1 217	3 664	2 170	BELARUS	32	123	74
YEMEN	198	477	291	RUSSIA	15 315	18 739	11 386
PAKISTAN	8 105	15 517	9 440	AZERBAIJAN	141	663	416
INDIA	4 432	14 327	8 620	KAZAKHSTAN	13	75	45
BANGLADESH	40	139	82	TURKMENISTAN	8	222	131
SRI LANKA	1 087	1 265	759	SLOVENIA	2 037	2 977	1 803
MYANMAR	87	309	184	CROATIA	406	1 030	641
THAILAND	4 945	13 893	8 380	MOROCCO	4 530	14 374	8 711
VIETNAM	287	828	505	ALGERIA	1 653	4 469	2 716
INDONESIA	17 981	49 446	30 040	TUNISIA	85	548	333
MALAYSIA	3 007	7 821	4 562	LIBYA	158	1 103	667
BRUNEI	15	69	35	EGYPT	649	2 959	1 774
SINGAPORE	7 043	14 873	8 991	SUDAN	11	67	40
PHILIPPINES	4 000	9 413	5 752	GHANA	17	83	52
MONGOLIA	169	103	62	NIGERIA	200	1 253	759
CHINA	104 136	218 946	130 626	GABON	202	959	578
NORTH KOREA	7	72	44	CONGO	43	185	110
SOUTH KOREA	18 251	60 869	37 016	RWANDA	3	140	85
JAPAN	6 857	27 120	16 423	BURUNDI	18	183	110
TAIWAN	8 033	34 991	21 226	ETHIOPIA	8	128	75
HONG KONG	6 255	16 131	9 739				
MACAO	24	171	104				
AUSTRALIA	9 884	26 181	15 838				
NEW ZEALAND	1 751	3 025	1 835				

6 IMPORTS AND EXPORTS (SPECIAL TRADE) BY GROUPS OF THE SITC-REV. III AND BY COUNTRIES OF PRODUCTION AND CONSUMPTION 1993

GROUP COUNTRY	DT = 100 KG	1 000 DM	1 000 \$	GROUP COUNTRY	DT = 100 KG	1 000 DM	1 000 \$
KENYA	82	529	318	EXPORTS	1 771 304	2 223 921	1 347 011
UGANDA	9	124	75	FRANCE	265 299	345 741	209 342
TANZANIA	60	391	237	BELGIUM LUX	66 855	93 120	56 572
ZAMBIA	25	89	54	NETHERLANDS	130 137	143 526	86 980
ZIMBABWE	15	74	44	ITALY	64 104	87 634	53 312
MALAWI	70	732	444	UNTD KINGDOM	169 803	221 550	134 141
SOUTH AFRICA	871	4 762	2 877	IRELAND	14 018	14 310	8 692
USA	27 919	84 752	51 201	DENMARK	28 137	37 060	22 439
CANADA	5 439	17 205	10 416	GREECE	15 625	19 518	11 910
MEXICO	406	2 339	1 420	PORTUGAL	7 077	6 150	3 736
GUATEMALA	203	1 580	951	SPAIN	40 191	49 584	30 164
DOMINIC REP	9	97	58	EU	801 246	1 018 193	617 288
TRINIDAD TOB	11	76	47	CANARY IS	123	127	78
NETH ANTILL	37	373	223	ICELAND	2 662	2 402	1 455
COLOMBIA	207	1 647	978	NORWAY	14 838	16 465	9 996
VENEZUELA	378	2 189	1 323	SWEDEN	20 725	32 159	19 482
FRENCH GUIAN	23	145	89	FINLAND	7 501	9 255	5 608
ECUADOR	74	414	247	SWITZERLAND	64 629	94 784	57 521
PERU	110	1 006	589	AUSTRIA	111 202	141 739	85 991
BRAZIL	12 960	30 528	18 354	MALTA	403	246	152
CHILE	289	1 678	1 010	TURKEY	25 657	18 238	11 052
BOLIVIA	15	366	220	ESTONIA	1 393	983	593
URUGUAY	8	57	35	LATVIA	1 614	2 983	1 784
ARGENTINA	409	2 667	1 627	LITHUANIA	3 075	2 321	1 419
CYPRUS	7	62	35	POLAND	28 441	25 121	15 204
LEBANON	8	54	33	CZECH REPUB	45 880	61 756	37 188
SYRIA	178	1 687	1 023	SLOVAKIA	10 307	12 933	7 778
IRAN	758	2 913	1 765	HUNGARY	28 271	21 679	13 129
ISRAEL	353	1 343	805	ROMANIA	21 416	30 745	18 403
JORDAN	24	144	87	BULGARIA	4 805	7 840	4 674
SAUDI ARABIA	1 467	4 467	2 706	ALBANIA	175	154	115
KUWAIT	55	442	268	UKRAINE	40 805	49 136	29 733
BAHRAIN	20	289	177	BELARUS	6 386	5 571	3 389
QATAR	13	98	57	MOLDOVA	567	1 652	1 009
ARAB EMIRAT	417	2 424	1 468	RUSSIA	143 970	182 002	110 748
OMAN	29	147	90	AZERBAIJAN	70	177	110
PAKISTAN	29	224	134	KAZAKHSTAN	25 304	40 306	24 236
INDIA	1 303	4 034	2 441	TURKMENISTAN	47	382	232
SRI LANKA	23	230	140	UZBEKISTAN	1	158	93
NEPAL	79	835	500	KYRGHYZSTAN	42	110	69
THAILAND	178	1 985	1 208	SLOVENIA	3 178	2 604	1 580
INDONESIA	671	2 211	1 324	CROATIA	7 638	7 811	4 730
MALAYSIA	308	1 580	942	MACEDONIA	157	240	145
BRUNEI	6	214	126	MOROCCO	5 727	4 722	2 831
SINGAPORE	2 793	11 244	6 765	ALGERIA	547	914	558
PHILIPPINES	48	624	374	TUNISIA	22 010	27 896	16 915
CHINA	5 746	12 516	7 620	LIBYA	760	2 751	1 676
SOUTH KOREA	6 105	29 890	18 002	EGYPT	1 981	3 241	1 944
JAPAN	1 383	14 832	8 995	SUDAN	365	715	429
TAIWAN	556	4 471	2 702	MAURITANIA	85	104	64
HONG KONG	922	5 200	3 155	SENEGAL	213	233	141
MACAO	85	225	137	CTE D IVOIRE	87	80	49
AUSTRALIA	1 230	5 962	3 613	GHANA	115	155	93
PAPUA NEW G	4	164	100	NIGERIA	586	986	598
NEW ZEALAND	87	284	171	GABON	23	96	57
WEST SAMOA	46	655	385	CONGO	97	57	34
UNID COUNTR	79	225	135	ETHIOPIA	2 231	3 571	2 138
721 AGRIC.MACHINES,EX.TRACTR				KENYA	1 078	2 857	1 689
IMPORTS	1 131 528	1 146 849	696 335	UGANDA	70	84	50
FRANCE	151 019	146 908	89 263	TANZANIA	927	1 220	750
BELGIUM LUX	51 307	67 319	41 118	MADAGASCAR	222	165	99
NETHERLANDS	59 654	74 139	44 985	REUNION	82	101	61
ITALY	145 477	147 255	89 273	MAURITIUS	68	87	52
UNTD KINGDOM	23 343	32 756	19 786	ZAMBIA	217	416	258
IRELAND	3 345	2 893	1 743	ZIMBABWE	149	268	158
DENMARK	79 531	81 010	48 885	MALAWI	27	125	74
GREECE	118	169	104	SOUTH AFRICA	11 984	14 952	9 023
PORTUGAL	2 706	1 404	856	USA	94 000	114 432	69 060
SPAIN	2 068	3 615	2 181	CANADA	23 206	23 122	14 021
EU	518 568	557 468	338 194	MEXICO	918	2 098	1 250
NORWAY	26 609	22 161	13 453	GUATEMALA	11	103	61
SWEDEN	28 797	105 444	63 847	PANAMA	300	442	272
FINLAND	3 567	5 067	3 076	DOMINIC REP	2 272	3 748	2 319
SWITZERLAND	9 144	21 263	12 896	MARTINIQUE	26	51	34
AUSTRIA	125 559	130 273	79 230	COLOMBIA	649	1 442	885
TURKEY	4 514	1 772	1 075	VENEZUELA	87	357	212
ESTONIA	326	126	77	SURINAME	54	165	97
LITHUANIA	34	56	34	FRENCH GUIAN	45	87	55
POLAND	54 399	13 510	8 170	ECUADOR	82	69	42
CZECH REPUB	66 343	24 978	15 099	PERU	37	57	34
SLOVAKIA	6 601	2 197	1 332	BRAZIL	372	978	587
HUNGARY	97 550	52 517	31 871	CHILE	4 189	6 142	3 703
ROMANIA	606	135	80	PARAGUAY	310	495	302
BULGARIA	1 270	368	226	URUGUAY	749	1 088	651
BELARUS	2 213	331	203	ARGENTINA	2 193	3 001	1 807
RUSSIA	4 409	527	316	CYPRUS	450	431	260
KAZAKHSTAN	714	102	62	LEBANON	743	291	175
SLOVENIA	3 477	1 984	1 196	SYRIA	8 275	3 493	2 086
CROATIA	358	194	117	IRAQ	63	136	80
SOUTH AFRICA	137	154	95	IRAN	18 231	40 369	24 515
USA	145 617	159 395	97 248	ISRAEL	964	1 939	1 167
CANADA	515	673	403	JORDAN	1 182	1 884	1 121
ISRAEL	328	1 005	605	SAUDI ARABIA	18 367	23 680	14 476
INDIA	101	56	33	KUWAIT	2 333	3 321	2 027
THAILAND	178	127	75	QATAR	330	383	232
PHILIPPINES	191	140	86	ARAB EMIRAT	6 583	7 769	4 700
CHINA	3 346	1 008	605	OMAN	51	75	46
SOUTH KOREA	56	94	57	PAKISTAN	14	108	66
JAPAN	23 121	39 948	24 278	INDIA	654	3 043	1 846
TAIWAN	617	636	388	SRI LANKA	59	54	33
AUSTRALIA	546	941	576	MYANMAR	185	213	125
NEW ZEALAND	1 291	1 786	1 085	THAILAND	1 419	2 050	1 246
UNID COUNTR	223	190	115	INDONESIA	573	779	471
				MALAYSIA	1 214	1 183	707

6 IMPORTS AND EXPORTS (SPECIAL TRADE) BY GROUPS OF THE SITC-REV. III AND BY COUNTRIES OF PRODUCTION AND CONSUMPTION 1993

GROUP COUNTRY	DT = 100 KG	1 000 DM	1 000 \$	GROUP COUNTRY	DT = 100 KG	1 000 DM	1 000 \$
SINGAPORE	209	370	224	USA	369 408	408 434	247 164
PHILIPPINES	136	307	182	CANADA	78 820	80 743	48 888
CHINA	4 976	15 128	8 989	GUATEMALA	652	561	339
NORTH KOREA	64	105	62	HONDURAS	1 575	1 392	859
SOUTH KOREA	18 319	15 769	9 495	EL SALVADOR	649	717	440
JAPAN	61 403	55 152	33 389	COSTA RICA	1 373	1 260	777
TAIWAN	1 115	1 845	1 128	PANAMA	548	483	298
HONG KONG	313	1 035	644	GUADELOUPE	110	187	112
AUSTRALIA	12 824	18 371	11 028	MARTINIQUE	152	141	86
NEW ZEALAND	6 730	8 723	5 206	BARBADOS	320	301	183
N ZEAL OCEAN	169	201	125	COLOMBIA	140	123	75
UNID COUNTR	1 401	1 358	820	VENEZUELA	90	100	62
				GUYANA	350	286	177
722 TRACTORS				ECUADOR	270	205	126
IMPORTS	535 375	516 746	312 405	PERU	68	58	35
FRANCE	56 701	72 561	43 668	BRAZIL	42	105	61
BELGIUM LUX	2 958	3 974	2 428	CHILE	1 137	511	308
NETHERLANDS	6 487	6 339	3 861	BOLIVIA	238	189	111
ITALY	76 999	89 304	54 082	PARAGUAY	606	550	327
UNTD KINGDOM	61 872	70 058	42 175	URUGUAY	1 807	1 653	1 006
DENMARK	454	423	256	SYRIA	3 639	542	329
SPAIN	283	417	257	ISRAEL	3 988	4 708	2 890
EU	205 768	243 103	146 744	JORDAN	1 168	298	179
SWEDEN	9 005	8 739	5 333	SAUDI ARABIA	9 352	12 507	7 582
FINLAND	7 073	8 981	5 445	KUWAIT	15	72	44
SWITZERLAND	1 871	4 428	2 675	QATAR	96	107	65
AUSTRIA	25 412	39 407	23 792	ARAB EMIRAT	147	361	213
ESTONIA	1 709	199	123	OMAN	252	362	219
LATVIA	389	63	39	PAKISTAN	430	527	319
LITHUANIA	16 607	3 483	2 113	BANGLADESH	57	81	49
POLAND	13 566	4 982	3 008	THAILAND	200	307	180
CZECH REPUB	32 682	16 562	10 071	INDONESIA	896	1 008	609
SLOVAKIA	15 279	9 348	5 687	MALAYSIA	1 608	1 381	829
HUNGARY	460	839	508	SINGAPORE	2 400	2 811	1 732
ROMANIA	510	139	82	PHILIPPINES	217	571	337
BULGARIA	3 343	456	278	CHINA	5 666	6 631	4 005
UKRAINE	4 465	613	372	NORTH KOREA	28 514	25 055	15 167
BELARUS	34 198	10 139	6 116	SOUTH KOREA	1 388	1 636	1 112
RUSSIA	18 767	3 804	2 299	JAPAN	42 383	45 709	27 666
CROATIA	265	181	113	TAIWAN	2 940	4 422	2 723
USA	132 738	142 329	86 170	HONG KONG	2 981	2 768	1 655
CANADA	332	138	82	AUSTRALIA	35 207	37 624	22 816
JAPAN	8 754	18 546	11 198	NEW ZEALAND	15 578	13 797	8 336
				NEW CALEDON	177	175	105
EXPORTS	1 400 044	1 599 150	967 881	N ZEAL OCEAN	5 074	5 577	3 401
FRANCE	177 130	214 708	129 765	723 CIVIL ENGINEERING EQUIPT			
BELGIUM LUX	30 584	42 708	25 818	IMPORTS	2 713 899	2 213 210	1 340 693
NETHERLANDS	51 172	63 800	38 864	FRANCE	382 261	320 640	194 199
ITALY	57 207	67 863	40 988	BELGIUM LUX	263 555	243 311	147 371
UNTD KINGDOM	188 221	207 349	125 270	NETHERLANDS	58 383	50 823	30 734
IRELAND	3 271	3 928	2 376	ITALY	354 767	255 310	154 366
DENMARK	20 652	27 729	16 689	UNTD KINGDOM	140 482	143 803	87 370
GREECE	9 203	6 226	3 785	IRELAND	8 396	5 505	3 333
PORTUGAL	7 970	10 424	6 319	DENMARK	12 855	15 089	9 113
SPAIN	46 587	48 496	29 200	GREECE	988	455	273
EU	591 997	693 231	419 074	PORTUGAL	689	1 983	1 191
CANARY IS	68	75	44	SPAIN	45 247	26 793	16 294
ICELAND	404	566	344	EU	1 267 623	1 063 712	644 244
NORWAY	12 141	15 095	9 205	NORWAY	8 335	11 406	6 929
SWEDEN	10 127	12 577	7 627	SWEDEN	181 494	185 073	112 099
FINLAND	4 734	5 003	3 034	FINLAND	15 330	28 481	17 235
SWITZERLAND	26 021	37 925	23 023	SWITZERLAND	56 998	56 980	34 561
AUSTRIA	65 423	94 060	57 139	AUSTRIA	227 141	264 338	160 042
ANDORRA	67	105	64	TURKEY	4 070	2 080	1 248
TURKEY	1 174	1 672	1 024	ESTONIA	470	120	75
LATVIA	131	64	38	POLAND	100 786	28 854	17 465
LITHUANIA	362	198	117	CZECH REPUB	224 724	63 218	38 261
POLAND	1 338	911	551	SLOVAKIA	49 355	14 457	8 774
CZECH REPUB	3 947	7 011	4 204	HUNGARY	126 421	43 812	26 559
SLOVAKIA	514	675	400	ROMANIA	4 613	1 604	976
HUNGARY	5 417	4 841	2 968	BULGARIA	155	433	255
ROMANIA	1 296	295	178	UKRAINE	3 414	1 289	793
BULGARIA	337	556	338	BELARUS	849	209	126
ALBANIA	588	302	183	MOLDOVA	153	63	37
UKRAINE	904	1 120	679	RUSSIA	12 376	4 167	2 517
RUSSIA	8 122	15 633	9 415	KYRGHYZSTAN	138	188	113
KAZAKHSTAN	184	120	75	SLOVENIA	59 021	22 298	13 432
SLOVENIA	880	941	572	CROATIA	18 593	6 979	4 224
CROATIA	4 529	6 581	3 989	CAMEROON	944	50	31
MACEDONIA	788	1 327	789	SOUTH AFRICA	385	292	177
MOROCCO	745	901	541	USA	117 704	159 991	97 036
ALGERIA	98	138	85	CANADA	7 357	9 047	5 536
TUNISIA	7 498	8 248	5 030	BRAZIL	4 227	1 470	873
LIBYA	2 952	4 124	2 524	IRAN	393	682	415
SUDAN	988	805	480	ISRAEL	184	140	85
MAURITANIA	134	150	93	SAUDI ARABIA	463	509	310
MALI	60	64	39	INDIA	74	78	46
NIGER	64	61	37	SRI LANKA	15	95	55
SENEGAL	108	113	66	SINGAPORE	70	287	169
CTE D IVOIRE	249	337	203	CHINA	13 019	8 082	4 886
GHANA	244	81	48	SOUTH KOREA	25 419	17 492	10 605
NIGERIA	86	126	75	JAPAN	179 488	212 878	129 130
ANGOLA	121	180	107	TAIWAN	101	51	30
ETHIOPIA	245	181	111	HONG KONG	556	1 450	883
KENYA	192	163	99	AUSTRALIA	362	292	179
UGANDA	88	129	80	UNID COUNTR	576	177	111
TANZANIA	321	333	203				
MADAGASCAR	52	80	49	EXPORTS	3 017 879	3 706 565	2 243 326
REUNION	458	589	352	FRANCE	345 837	346 026	210 216
MAURITIUS	331	350	213	BELGIUM LUX	149 834	125 939	76 344
ZAMBIA	277	151	92	NETHERLANDS	152 023	176 918	107 270
ZIMBABWE	1 299	1 511	916	ITALY	69 044	92 784	56 142
SOUTH AFRICA	17 772	11 879	7 160				

6 IMPORTS AND EXPORTS (SPECIAL TRADE) BY GROUPS OF THE SITC-REV. III AND BY COUNTRIES OF PRODUCTION AND CONSUMPTION 1993

GROUP COUNTRY	DT = 100 KG	1 000 DM	1 000 \$	GROUP COUNTRY	DT = 100 KG	1 000 DM	1 000 \$
UNTD KINGDOM	207 775	251 114	152 047	IRAN	12 574	42 146	25 397
IRELAND	6 802	8 041	4 851	ISRAEL	36 465	40 744	24 655
DENMARK	24 513	34 233	20 789	JORDAN	9 995	5 498	3 328
GREECE	52 610	30 318	18 970	SAUDI ARABIA	24 457	36 453	22 050
PORTUGAL	17 612	25 242	15 235	KUWAIT	6 911	7 070	4 299
SPAIN	39 726	59 471	35 976	BAHRAIN	288	742	449
EU	1 065 776	1 150 086	697 240	QATAR	1 429	1 341	811
CANARY IS	242	583	355	ARAB EMIRAT	29 221	27 194	16 394
ICELAND	2 037	1 494	898	OMAN	1 870	2 098	1 273
NORWAY	29 641	42 563	25 841	YEMEN	1 496	2 355	1 441
SWEDEN	70 742	64 950	39 427	AFGHANISTAN	638	620	363
FINLAND	5 057	8 129	4 892	PAKISTAN	6 604	7 419	4 485
SWITZERLAND	120 412	159 270	96 492	INDIA	18 650	30 236	18 131
AUSTRIA	232 933	272 540	164 929	BANGLADESH	1 416	1 399	848
GIBRALTAR	42	195	118	SRI LANKA	870	1 700	1 027
MALTA	150	503	307	NEPAL	165	372	223
TURKEY	74 853	54 647	33 054	THAILAND	49 551	75 892	46 087
ESTONIA	3 047	4 235	2 543	LAOS	1 192	1 577	939
LATVIA	557	393	236	VIETNAM	716	1 427	872
LITHUANIA	2 163	2 040	1 233	INDONESIA	31 734	33 177	20 051
POLAND	32 094	59 780	36 150	MALAYSIA	8 037	15 552	9 456
CZECH REPUB	47 864	58 941	35 767	BRUNEI	20	71	44
SLOVAKIA	5 001	7 474	4 528	SINGAPORE	55 511	61 195	36 951
HUNGARY	44 397	36 074	21 836	PHILIPPINES	670	1 436	869
ROMANIA	4 327	10 244	6 138	CHINA	43 669	93 879	56 825
BULGARIA	8 829	14 904	8 979	SOUTH KOREA	44 940	86 317	52 532
ALBANIA	335	738	435	JAPAN	31 339	58 635	35 352
UKRAINE	8 146	13 661	8 235	TAIWAN	23 965	46 121	27 919
BELARUS	5 551	7 268	4 406	HONG KONG	43 935	79 475	47 868
RUSSIA	94 300	152 833	92 005	AUSTRALIA	54 641	77 705	47 008
KAZAKHSTAN	1 743	4 194	2 516	PAPUA NEW G	177	183	107
TURKMENISTAN	264	385	230	NEW ZEALAND	3 062	3 578	2 150
SLOVENIA	12 178	10 939	6 653	NEW CALEDON	60	143	86
CROATIA	16 192	10 799	6 478	FIJI	587	632	372
BOS HERZEGOV	490	69	42	TONGA	126	123	76
MACEDONIA	3 645	7 281	4 482	FR POLYNESIA	73	152	90
MOROCCO	1 783	6 723	4 096	UNIO COUNTR	1 096	1 489	901
ALGERIA	18 486	18 123	10 958				
TUNISIA	7 455	11 210	6 797	724 TEXTILE,LEATHER MACHINES			
LIBYA	28 236	51 100	30 936				
EGYPT	20 206	20 575	12 345	IMPORTS	652 215	1 272 976	770 412
SUDAN	354	759	445				
MAURITANIA	772	1 880	1 146	FRANCE	50 976	82 787	50 218
MALI	4 485	6 397	3 951	BELGIUM LUX	58 370	54 019	32 365
BURKINA FASO	40	112	66	NETHERLANDS	25 930	50 770	30 722
NIGER	208	637	389	ITALY	119 535	195 417	118 676
CHAD	112	121	73	UNTD KINGDOM	21 081	48 976	29 585
SENEGAL	471	824	490	IRELAND	605	1 154	698
GAMBIA	304	379	231	DENMARK	6 508	14 343	8 678
GUINEA	679	1 514	917	GREECE	852	2 700	1 648
SIERRA LEONE	64	213	129	PORTUGAL	7 093	55 896	33 895
CTE D IVOIRE	85	142	86	SPAIN	9 649	14 566	8 778
GHANA	3 580	7 989	4 869	EU	300 599	520 628	315 263
BENIN	786	1 080	633	NORWAY	256	704	428
NIGERIA	5 206	8 276	5 008	SWEDEN	9 102	30 903	18 745
CAMEROON	2 002	1 804	1 090	FINLAND	975	2 071	1 239
CENT AFR REP	287	303	185	SWITZERLAND	67 559	246 720	149 059
EQUAT GUINEA	131	80	49	AUSTRIA	19 362	34 365	20 891
GABON	287	355	216	TURKEY	948	1 457	867
CONGO	154	259	158	POLAND	31 442	16 765	10 118
ZAIRE	939	1 476	900	CZECH REPUB	41 806	47 108	28 547
BURUNDI	362	587	355	SLOVAKIA	6 810	2 463	1 486
ANGOLA	84	935	552	HUNGARY	9 673	9 779	5 922
ETHIOPIA	2 094	2 399	1 453	ROMANIA	376	1 263	754
DJIBOUTI	10	57	33	BULGARIA	45	215	132
KENYA	308	600	361	UKRAINE	292	231	137
UGANDA	377	394	242	RUSSIA	2 146	2 412	1 452
TANZANIA	999	1 704	1 036	SLOVENIA	22 973	9 010	5 434
MOZAMBIQUE	98	128	76	CROATIA	1 023	1 097	657
MADAGASCAR	414	859	503	MOROCCO	95	301	180
REUNION	108	206	126	TUNISIA	161	490	298
MAURITIUS	1 695	2 689	1 626	SOUTH AFRICA	570	280	169
ZAMBIA	828	2 528	1 505	USA	15 117	52 859	31 902
ZIMBABWE	3 503	5 238	3 213	CANADA	421	1 309	793
MALAWI	406	424	254	MEXICO	118	99	61
SOUTH AFRICA	15 305	28 976	17 615	ECUADOR	30	89	61
NAMIBIA	384	348	208	BRAZIL	33 033	23 687	14 268
BOTSWANA	217	160	97	ARGENTINA	179	183	108
USA	334 717	324 032	195 515	ISRAEL	581	1 188	718
CANADA	26 191	38 159	23 197	INDIA	3 480	3 681	2 229
MEXICO	5 896	14 178	8 476	THAILAND	8 096	12 725	7 549
GUATEMALA	711	760	470	INDONESIA	189	358	218
BELIZE	2	54	33	MALAYSIA	444	1 033	625
HONDURAS	105	123	73	SINGAPORE	7 063	24 552	14 826
EL SALVADOR	269	276	168	PHILIPPINES	16	583	356
COSTA RICA	182	272	161	CHINA	12 958	13 323	8 005
CUBA	6	76	46	SOUTH KOREA	648	2 503	1 510
DOMINIC REP	60	142	88	JAPAN	23 284	143 952	87 403
MARTINIQUE	151	175	103	TAIWAN	29 418	60 750	36 882
JAMAICA	2 353	3 678	2 296	HONG KONG	410	818	494
TRINIDAD TOB	36	67	41	AUSTRALIA	256	423	256
COLOMBIA	5 695	6 632	3 979	NEW ZEALAND	36	78	46
VENEZUELA	13 865	20 091	12 146	UNID COUNTR	50	102	61
GUYANA	4 053	12 876	7 684				
FRENCH GUIAN	13	50	30	EXPORTS	2 685 683	9 614 234	5 811 178
ECUADOR	397	483	292				
PERU	3 024	4 519	2 730	FRANCE	73 116	326 040	197 752
BRAZIL	23 798	41 383	25 216	BELGIUM LUX	47 061	183 590	111 022
CHILE	10 809	23 990	14 567	NETHERLANDS	28 300	108 135	65 553
BOLIVIA	334	857	532	ITALY	98 394	480 392	290 766
PARAGUAY	88	83	49	UNTD KINGDOM	58 694	239 975	145 286
URUGUAY	347	552	332	IRELAND	3 418	14 850	8 924
ARGENTINA	2 988	5 440	3 275	DENMARK	11 826	31 863	19 262
CYPRUS	2 898	2 365	1 435	GREECE	9 253	53 983	32 786
LEBANON	3 301	1 326	791	PORTUGAL	20 495	119 794	72 681
SYRIA	9 940	9 522	5 752	SPAIN	29 650	101 027	61 155

6 IMPORTS AND EXPORTS (SPECIAL TRADE) BY GROUPS OF THE SITC-REV. III AND BY COUNTRIES OF PRODUCTION AND CONSUMPTION 1993

GROUP COUNTRY	DT = 100 KG	1 000 DM	1 000 \$	GROUP COUNTRY	DT = 100 KG	1 000 DM	1 000 \$
EU	380 207	1 659 849	1 005 187	BANGLADESH	2 220	9 158	5 537
CANARY IS	49	162	96	MALDIVES	34	105	64
ICELAND	141	722	440	SRI LANKA	4 477	13 368	8 083
NORWAY	3 562	12 663	7 632	NEPAL	143	493	301
SWEDEN	6 649	25 124	15 217	MYANMAR	20	310	187
FINLAND	7 763	28 263	17 265	THAILAND	47 628	152 115	92 171
SWITZERLAND	65 133	186 709	112 933	VIETNAM	3 836	6 581	3 945
AUSTRIA	40 164	135 094	81 684	INDONESIA	58 606	169 254	102 114
MALTA	608	5 211	3 151	MALAYSIA	23 338	68 563	40 839
TURKEY	262 369	719 163	433 573	BRUNEI	12	60	37
ESTONIA	319	1 863	1 142	SINGAPORE	3 065	26 121	15 751
LATVIA	1 030	2 401	1 463	PHILIPPINES	10 225	37 008	22 447
LITHUANIA	3 941	12 818	7 680	MONGOLIA	205	1 275	761
POLAND	36 607	115 603	69 962	CHINA	209 027	882 670	534 265
CZECH REPUBL	42 907	128 484	77 549	NORTH KOREA	42	309	185
SLOVAKIA	10 052	32 400	19 608	SOUTH KOREA	64 605	274 688	166 100
HUNGARY	13 193	46 859	28 235	JAPAN	34 101	204 929	124 016
ROMANIA	9 917	54 019	32 616	TAIWAN	56 295	273 386	165 280
BULGARIA	2 897	15 770	9 569	HONG KONG	28 588	173 124	104 613
ALBANIA	200	1 123	676	MACAO	1 105	2 932	1 746
UKRAINE	8 394	26 698	16 148	AUSTRALIA	14 274	61 893	37 308
BELARUS	13 509	47 096	28 794	NEW ZEALAND	1 645	6 838	4 116
MOLDOVA	222	2 000	1 204	NEW CALEDON	14	79	49
RUSSIA	150 777	597 855	360 694	AM OCEANIA	5	98	60
AZERBAIJAN	545	1 926	1 139	FIJI	2	70	41
KAZAKHSTAN	611	4 071	2 465	UNID COUNTR	1 155	6 352	3 841
TURKMENISTAN	25 019	18 481	11 077				
UZBEKISTAN	3 046	3 164	1 900	725 PAPER,PULP MILL MACHINES			
TADJIKISTAN	245	972	580	IMPORTS	237 856	568 284	343 717
KYRGHYZSTAN	14	155	94	FRANCE	19 204	49 087	29 565
SLOVENIA	10 707	35 294	21 378	BELGIUM LUX	9 585	16 092	9 674
CROATIA	7 240	37 711	22 779	NETHERLANDS	17 721	27 315	16 516
BOS HERZEGOV		48	30	ITALY	14 916	43 041	26 022
MACEDONIA	3 546	8 737	5 292	UNTD KINGDOM	7 471	16 215	9 761
MOROCCO	7 325	31 451	19 076	IRELAND	739	4 187	2 526
ALGERIA	2 086	8 290	5 014	DENMARK	2 058	6 479	3 957
TUNISIA	9 124	35 913	21 699	PORTUGAL	585	563	338
LIBYA	131	1 984	1 195	SPAIN	4 045	13 319	8 004
EGYPT	30 937	92 089	55 535	EU	76 332	176 329	106 383
SUDAN	419	617	375	CEUTA MEL	35	53	32
MAURITANIA	281	104	61	NORWAY	4 199	13 204	8 006
BURKINA FASO	32	320	196	SWEDEN	23 124	54 554	33 016
NIGER	12	118	69	FINLAND	13 778	24 669	14 934
SENEGAL	14	284	173	SWITZERLAND	39 561	114 000	68 794
CTE D IVOIRE	112	1 087	655	AUSTRIA	39 219	83 217	50 613
GHANA	329	1 985	1 206	TURKEY	71	50	31
TOGO	9	54	31	POLAND	4 110	1 965	1 191
NIGERIA	6 998	25 308	15 195	CZECH REPUBL	9 413	3 455	2 083
CAMEROON	41	337	203	SLOVAKIA	504	381	224
ZAIRE	110	775	468	HUNGARY	977	696	425
RWANDA	10	119	72	RUSSIA	47	49	30
BURUNDI	66	91	53	SLOVENIA	425	595	362
ANGOLA	12	153	91	CROATIA	455	830	485
ETHIOPIA	342	1 359	830	SOUTH AFRICA	1 662	2 243	1 354
KENYA	310	2 854	1 722	USA	11 841	66 342	40 265
UGANDA	52	218	134	CANADA	593	3 257	1 990
TANZANIA	105	1 072	645	MEXICO	51	453	274
MOZAMBIQUE	10	100	59	BAHAMAS	1	55	32
MADAGASCAR	222	2 187	1 332	BRAZIL	2 466	2 907	1 774
REUNION	21	104	64	CHILE	40	248	155
MAURITIUS	5 896	19 964	12 019	ISRAEL	335	1 253	768
ZAMBIA	8 158	22 746	13 740	INDIA	23	128	78
ZIMBABWE	1 973	8 181	4 963	INDONESIA	550	77	45
MALAWI	64	474	283	SINGAPORE	5	70	42
SOUTH AFRICA	18 560	71 140	43 026	PHILIPPINES	107	190	115
NAMIBIA	15	91	55	JAPAN	6 553	15 190	9 111
BOTSWANA	18	104	64	TAIWAN	1 079	1 242	752
SWAZILAND	182	700	414	HONG KONG	22	120	72
USA	370 513	1 526 059	922 173	AUSTRALIA	97	242	151
CANADA	10 988	51 589	31 188	EXPORTS	493 750	1 850 325	1 118 230
MEXICO	34 961	137 714	83 039	FRANCE	26 277	109 571	66 324
GUATEMALA	2 423	8 665	5 287	BELGIUM LUX	21 756	76 996	46 709
HONDURAS	2 232	1 148	683	NETHERLANDS	33 440	114 784	69 281
EL SALVADOR	1 698	6 410	3 866	ITALY	19 929	86 820	52 134
NICARAGUA	128	313	189	UNTD KINGDOM	24 954	100 509	60 892
COSTA RICA	307	1 444	876	IRELAND	449	1 198	722
PANAMA	3	86	53	DENMARK	3 603	15 056	9 056
CUBA	46	410	248	GREECE	1 509	8 219	4 982
DOMINIC REP	673	2 504	1 492	PORTUGAL	2 130	8 258	5 008
JAMAICA	36	296	175	SPAIN	7 893	36 843	22 376
NETH ANTILL	28	156	95	EU	141 940	558 254	337 484
COLOMBIA	16 621	64 298	39 009	CANARY IS	33	186	113
VENEZUELA	4 956	21 440	12 997	ICELAND	61	174	102
ECUADOR	3 520	8 781	5 347	NORWAY	5 870	21 725	12 974
PERU	2 174	11 655	7 020	SWEDEN	20 792	74 006	44 463
BRAZIL	42 492	199 354	120 279	FINLAND	5 393	22 143	13 571
CHILE	3 997	20 430	12 304	SWITZERLAND	27 674	94 863	57 893
BOLIVIA	1 227	4 001	2 425	AUSTRIA	48 242	103 133	62 047
PARAGUAY	1 303	6 674	3 410	ANDORRA	4	108	66
URUGUAY	1 998	6 450	3 322	MALTA	54	142	86
ARGENTINA	13 488	65 142	39 354	TURKEY	6 307	15 483	9 280
CYPRUS	1 154	4 139	2 527	LITHUANIA	548	1 711	1 031
LEBANON	953	4 162	2 504	POLAND	9 845	30 268	18 121
SYRIA	45 099	68 748	41 377	CZECH REPUBL	5 762	20 380	12 311
IRAN	119 644	214 472	129 673	SLOVAKIA	3 472	11 301	6 648
ISRAEL	12 477	60 841	36 998	HUNGARY	2 978	11 534	6 855
JORDAN	7 394	6 095	3 687	ROMANIA	421	1 072	647
SAUDI ARABIA	2 034	6 363	3 808	BULGARIA	460	1 718	1 045
KUWAIT	57	344	208	UKRAINE	522	2 544	1 495
BAHRAIN	20	111	68	BELARUS	259	2 319	1 358
QATAR	9	73	45	RUSSIA	7 342	26 445	15 802
ARAB EMIRAT	2 950	9 876	5 861	UZBEKISTAN	430	1 821	1 131
OMAN	16	97	60				
AFGHANISTAN	184	486	283				
PAKISTAN	128 667	184 580	112 189				
INDIA	81 884	241 738	145 259				

6 IMPORTS AND EXPORTS (SPECIAL TRADE) BY GROUPS OF THE SITC-REV. III AND BY COUNTRIES OF PRODUCTION AND CONSUMPTION 1993

GROUP COUNTRY	DT = 100 KG	1 000 DM	1 000 \$	GROUP COUNTRY	DT = 100 KG	1 000 DM	1 000 \$
SLOVENIA	1 321	6 387	3 876	SOUTH AFRICA	52	157	94
CROATIA	1 193	3 467	2 115	USA	16 890	118 520	70 555
BOS HERZEGOV	175	130	80	CANADA	207	1 483	901
MACEDONIA	212	919	556	BARBADOS	141	350	210
MOROCCO	1 078	3 716	2 237	BRAZIL	27	342	210
ALGERIA	168	652	389	CHILE	26	127	78
TUNISIA	1 025	3 023	1 805	CYPRUS	250	226	132
LIBYA	87	490	297	ISRAEL	256	602	372
EGYPT	4 900	13 489	8 100	SAUDI ARABIA	311	133	80
SUDAN	162	281	171	INDIA	194	575	352
CTE D IVOIRE	18	55	33	MALAYSIA	48	80	46
GHANA	109	706	439	SINGAPORE	113	146	88
NIGERIA	483	1 384	835	CHINA	115	364	226
ETHIOPIA	49	382	226	SOUTH KOREA	12	68	41
KENYA	139	489	291	JAPAN	9 678	50 912	30 847
UGANDA	40	149	91	TAIWAN	756	2 828	1 703
TANZANIA	87	324	202	HONG KONG	241	1 055	639
REUNION	20	76	45	AUSTRALIA	95	438	258
MAURITIUS	135	278	172	NEW ZEALAND	152	101	59
ZIMBABWE	534	5 288	3 290	UNID COUNTR	63	57	37
SOUTH AFRICA	4 952	16 993	10 297	EXPORTS	1 302 327	5 577 460	3 375 500
USA	63 652	324 840	196 698	FRANCE	61 975	285 462	173 335
CANADA	1 836	7 267	4 382	BELGIUM LUX	36 786	156 143	94 142
MEXICO	4 463	18 586	11 112	NETHERLANDS	84 840	349 551	213 008
GUATEMALA	1 102	2 452	1 507	ITALY	56 295	276 234	167 361
HONDURAS	136	385	233	UNTD KINGDOM	78 682	347 455	209 427
EL SALVADOR	143	423	255	IRELAND	3 405	17 402	10 552
COSTA RICA	289	1 097	647	DENMARK	14 037	79 270	48 213
PANAMA	562	784	485	GREECE	6 371	27 207	16 472
DOMINIC REP	89	231	137	PORTUGAL	6 890	33 205	20 172
JAMAICA	22	100	59	SPAIN	29 567	125 018	76 282
TRINIDAD TOB	38	71	43	EU	378 848	1 696 947	1 028 964
COLOMBIA	953	4 406	2 666	CANARY IS	224	863	524
VENEZUELA	2 050	9 346	5 601	ICELAND	395	1 856	1 121
ECUADOR	700	3 053	1 845	NORWAY	5 115	25 480	15 424
PERU	262	1 216	742	SWEDEN	27 954	118 714	71 199
BRAZIL	5 587	30 642	18 680	FINLAND	9 538	40 384	24 666
CHILE	4 923	12 775	7 714	SWITZERLAND	104 156	300 283	181 582
BOLIVIA	223	443	274	AUSTRIA	64 112	241 147	146 651
PARAGUAY	294	302	182	ANDORRA	16	111	69
URUGUAY	104	397	236	MALTA	217	1 475	891
ARGENTINA	1 049	3 333	2 007	TURKEY	31 986	63 693	38 411
CYPRUS	125	614	367	ESTONIA	16	179	103
LEBANON	451	3 015	1 791	LATVIA	15	556	326
SYRIA	338	843	513	LITHUANIA	786	6 441	3 912
IRAN	5 140	11 080	6 749	POLAND	16 516	41 152	24 956
ISRAEL	2 609	9 358	5 596	CZECH REPUB	16 494	70 674	42 934
JORDAN	402	772	469	SLOVAKIA	3 175	11 197	6 832
SAUDI ARABIA	1 588	7 111	4 287	HUNGARY	12 395	35 709	21 297
KUWAIT	478	1 741	1 069	ROMANIA	3 583	9 370	5 630
BAHRAIN	47	152	89	BULGARIA	3 231	8 388	5 028
ARAB EMIRAT	963	3 134	1 861	ALBANIA	84	253	152
YEMEN	22	99	61	UKRAINE	588	4 637	2 750
PAKISTAN	5 054	2 933	1 817	BELARUS	61	970	590
INDIA	3 987	13 689	8 314	RUSSIA	41 264	220 510	132 685
BANGLADESH	1 874	276	165	AZERBAIJAN	84	337	200
SRI LANKA	167	1 230	731	KAZAKHSTAN	227	1 526	894
MYANMAR	22	417	259	UZBEKISTAN	729	4 500	2 759
THAILAND	17 387	57 236	34 468	SLOVENIA	3 597	12 815	7 725
VIETNAM	111	273	166	CROATIA	1 892	5 424	3 288
INDONESIA	4 577	12 712	7 626	MACEDONIA	591	3 545	2 150
MALAYSIA	1 588	6 449	3 908	MOROCCO	1 374	4 570	2 761
SINGAPORE	2 377	7 190	4 339	ALGERIA	512	2 326	1 409
PHILIPPINES	2 450	2 495	1 517	TUNISIA	3 829	13 774	8 224
CHINA	6 578	41 230	24 999	LIBYA	188	2 190	1 308
SOUTH KOREA	14 370	67 831	41 540	EGYPT	9 445	46 287	27 818
JAPAN	9 145	47 450	28 621	SUDAN	568	2 634	1 570
TAIWAN	4 089	18 210	10 951	MAURITANIA	31	186	110
HONG KONG	8 943	26 289	15 894	MALI	250	1 160	687
AUSTRALIA	3 875	18 114	10 763	BURKINA FASO	117	119	71
NEW ZEALAND	673	4 149	2 557	NIGER	61	333	202
UNID COUNTR	313	1 274	772	SENEGAL	22	141	86
726 PRINTNG,BOOKBINDNG MACHS				GUINEA	21	233	138
IMPORTS	321 081	1 114 133	673 851	SIERRA LEONE	62	70	44
FRANCE	26 512	73 025	44 314	CTE D IVOIRE	68	575	339
BELGIUM LUX	7 835	16 625	10 056	GHANA	355	1 729	1 041
NETHERLANDS	22 422	42 992	25 994	BENIN	28	66	39
ITALY	17 666	66 908	40 177	NIGERIA	2 210	9 110	5 556
UNTD KINGDOM	15 333	59 910	36 313	CAMEROON	76	380	229
IRELAND	402	579	345	GABON	47	176	103
DENMARK	4 071	18 275	10 915	ZAIRE	72	443	270
GREECE	228	728	445	RWANDA	14	105	62
PORTUGAL	217	751	452	BURUNDI	78	82	50
SPAIN	2 384	6 568	3 994	ANGOLA	24	255	155
EU	97 070	286 361	173 005	ETHIOPIA	415	3 338	1 973
NORWAY	1 983	2 431	1 464	KENYA	189	710	433
SWEDEN	7 347	21 532	13 058	UGANDA	57	402	245
FINLAND	1 935	2 405	1 468	TANZANIA	83	874	517
SWITZERLAND	129 748	512 471	310 084	SEYCHELLES	9	180	107
AUSTRIA	36 398	100 340	60 572	MOZAMBIQUE	155	600	373
TURKEY	186	616	367	MADAGASCAR	29	206	127
LITHUANIA	170	80	46	REUNION	335	1 772	1 104
POLAND	2 686	3 481	2 118	MAURITIUS	433	2 610	1 589
CZECH REPUB	11 553	5 422	3 269	ZAMBIA	13	193	119
SLOVAKIA	522	340	202	ZIMBABWE	406	2 691	1 589
HUNGARY	881	1 097	664	MALAWI	4	55	33
BULGARIA	65	67	42	SOUTH AFRICA	8 669	40 460	24 454
RUSSIA	212	95	60	NAMIBIA	22	70	43
SLOVENIA	175	183	114	USA	156 508	762 592	460 791
CROATIA	84	103	60	CANADA	11 365	55 137	33 433
TUNISIA	29	65	38	MEXICO	12 953	71 628	43 387
REUNION	86	122	75	BERMUDA	60	435	256
				GUATEMALA	1 032	5 731	3 444
				HONDURAS	287	1 632	939

6 IMPORTS AND EXPORTS (SPECIAL TRADE) BY GROUPS OF THE SITC-REV. III AND BY COUNTRIES OF PRODUCTION AND CONSUMPTION 1993

GROUP COUNTRY	DT = 100 KG	1 000 DM	1 000 \$	GROUP COUNTRY	DT = 100 KG	1 000 DM	1 000 \$
EL SALVADOR	371	3 190	1 906	JAPAN	2 080	13 704	8 257
NICARAGUA	8	139	81	TAIWAN	112	221	135
COSTA RICA	1 562	8 327	5 106	AUSTRALIA	166	1 088	649
PANAMA	93	466	281	NEW ZEALAND	82	251	151
CUBA	46	401	247				
HAITI	27	65	38	EXPORTS	399 351	1 627 779	983 633
DOMINIC REP	610	2 136	1 319	FRANCE	12 532	81 190	49 072
JAMAICA	323	1 844	1 110	BELGIUM LUX	11 486	52 321	31 662
BARBADOS	120	544	330	NETHERLANDS	16 109	59 914	36 252
TRINIDAD TOB	33	243	150	ITALY	8 020	42 566	25 776
NETH ANTILL	28	127	75	UNTD KINGDOM	26 420	84 055	51 101
COLOMBIA	5 355	27 975	16 871	IRELAND	1 190	7 814	4 769
VENEZUELA	3 866	20 236	12 226	DENMARK	10 867	37 443	22 569
GUYANA	19	113	70	GREECE	2 388	11 044	6 592
ECUADOR	1 503	8 356	4 955	PORTUGAL	2 009	9 943	6 009
PERU	945	3 880	2 349	SPAIN	4 254	32 832	19 762
BRAZIL	12 828	86 213	52 062	EU	95 275	419 122	253 564
CHILE	7 879	33 973	20 777	CANARY IS	29	353	213
BOLIVIA	673	2 827	1 730	ICELAND	275	3 532	2 132
PARAGUAY	990	1 608	967	NORWAY	3 433	25 581	15 564
URUGUAY	186	1 321	810	SWEDEN	3 618	18 264	11 097
ARGENTINA	13 312	40 413	24 197	FINLAND	2 473	9 725	5 887
CYPRUS	426	2 230	1 323	SWITZERLAND	12 438	58 477	35 406
LEBANON	2 287	3 880	2 340	AUSTRIA	22 362	86 649	52 371
SYRIA	2 386	5 493	3 346	MALTA	99	752	461
IRAN	8 699	39 811	23 875	TURKEY	9 201	31 748	19 186
ISRAEL	8 178	37 601	22 638	ESTONIA	157	898	550
JORDAN	3 996	14 989	9 138	LATVIA	1 423	3 405	2 030
SAUDI ARABIA	8 204	34 283	20 673	LITHUANIA	715	4 076	2 487
KUWAIT	2 041	10 218	6 117	POLAND	31 043	85 671	51 714
BAHRAIN	44	299	181	CZECH REPUBL	14 328	47 251	28 541
QATAR	1 143	7 346	4 522	SLOVAKIA	2 672	9 221	5 523
ARAB EMIRAT	6 531	24 944	15 078	HUNGARY	8 078	19 533	11 716
OMAN	252	1 204	750	ROMANIA	5 096	11 693	7 020
YEMEN	1 361	5 531	3 327	BULGARIA	1 056	2 612	1 582
PAKISTAN	3 617	3 035	1 827	UKRAINE	1 331	6 562	3 995
INDIA	8 378	20 693	12 411	BELARUS	6 627	17 609	10 592
BANGLADESH	481	1 297	791	MOLDOVA	126	508	304
SRI LANKA	1 009	3 063	1 854	RUSSIA	16 272	57 253	34 327
NEPAL	6	180	109	KAZAKHSTAN	3 968	14 213	8 581
MYANMAR	349	3 255	2 001	TURKMENISTAN	341	1 015	620
THAILAND	14 055	42 428	25 667	UZBEKISTAN	8	343	206
LAOS	58	168	103	SLOVENIA	1 588	7 817	4 775
VIETNAM	828	5 390	3 280	CROATIA	1 177	6 347	3 747
INDONESIA	10 781	54 543	32 773	MACEDONIA	210	1 532	904
MALAYSIA	7 745	35 333	21 432	MOROCCO	786	3 051	1 882
BRUNEI	332	1 995	1 211	ALGERIA	153	419	255
SINGAPORE	9 998	45 550	27 779	TUNISIA	694	2 148	1 304
PHILIPPINES	2 287	9 020	5 436	LIBYA	171	2 163	1 305
MONGOLIA	41	99	59	EGYPT	3 358	8 495	5 168
CHINA	47 101	208 344	125 965	SUDAN	209	792	483
NORTH KOREA	10	127	76	MAURITANIA	18	97	59
SOUTH KOREA	18 594	86 112	51 386	NIGER	105	312	191
JAPAN	43 478	236 561	143 328	CAPE VERDE	6	71	42
TAIWAN	14 370	78 092	47 455	SENEGAL	22	202	121
HONG KONG	42 197	145 984	88 515	GAMBIA	55	191	114
AUSTRALIA	36 121	177 057	108 255	GUIN BISSAU	21	57	35
PAPUA NEW G	338	1 535	930	SIERRA LEONE	2	76	45
NEW ZEALAND	2 740	15 071	9 141	LIBERIA	54	1 071	651
NEW CALEDON	139	802	484	CTE D IVOIRE	192	1 277	778
UNID COUNTR	553	1 808	1 085	GHANA	52	526	318
				TOGO	32	358	218
727 FOOD-PROCESS. MCH. NON DOM				NIGERIA	923	4 886	2 943
IMPORTS	160 650	469 732	282 748	CAMEROON	374	957	582
FRANCE	4 949	21 845	13 181	ZAIRE	73	530	321
BELGIUM LUX	1 914	6 926	4 204	RWANDA	11	64	40
NETHERLANDS	14 477	48 551	29 417	BURUNDI	14	75	47
ITALY	28 831	71 651	43 191	ANGOLA	11	84	51
UNTD KINGDOM	2 985	9 877	5 985	ETHIOPIA	351	1 346	791
IRELAND	69	356	218	KENYA	217	782	472
DENMARK	28 011	95 144	56 126	UGANDA	302	495	304
GREECE	22	163	98	TANZANIA	950	2 298	1 391
PORTUGAL	30	65	39	SEYCHELLES	588	2 593	1 553
SPAIN	1 074	2 501	1 505	MOZAMBIQUE	13	100	60
EU	82 362	257 079	153 964	REUNION	39	168	99
ICELAND	40	368	224	MAURITIUS	23	99	61
NORWAY	3 996	6 487	3 946	ZAMBIA	256	502	298
SWEDEN	3 188	12 501	7 561	ZIMBABWE	96	169	103
FINLAND	763	2 099	1 273	MALAWI	86	531	327
SWITZERLAND	20 041	71 003	43 087	SOUTH AFRICA	6 397	20 465	12 453
AUSTRIA	18 982	62 002	37 573	NAMIBIA	95	1 159	692
MALTA	19	105	65	USA	36 982	181 436	109 396
TURKEY	2 246	1 172	705	CANADA	3 825	21 451	12 941
LITHUANIA	275	251	152	MEXICO	3 269	15 759	9 516
POLAND	4 017	5 526	3 341	GUATEMALA	1 372	3 646	2 149
CZECH REPUBL	4 257	4 323	2 610	HONDURAS	46	305	181
SLOVAKIA	581	515	310	EL SALVADOR	22	147	88
HUNGARY	1 942	1 994	1 214	NICARAGUA	102	85	51
BULGARIA	13	65	39	COSTA RICA	217	1 413	853
RUSSIA	57	206	126	PANAMA	178	1 288	789
SLOVENIA	7 825	3 348	2 026	CUBA	17	241	145
TUNISIA	120	139	86	HAITI	77	424	257
SOUTH AFRICA	691	706	425	BAHAMAS	14	122	73
USA	4 976	20 319	12 243	DOMINIC REP	162	817	488
CANADA	223	2 049	1 238	GUADELOUPE	18	61	38
MEXICO	40	184	114	ANTIGUA	535	495	298
COLOMBIA	28	181	106	JAMAICA	93	275	168
BRAZIL	156	226	138	ST VINCENT	31	232	141
CYPRUS	15	94	56	BARBADOS	804	2 489	1 469
SYRIA	236	69	42	TRINIDAD TOB	26	399	241
ISRAEL	274	403	251	NETH ANTILL	14	82	49
INDONESIA	61	95	57	COLOMBIA	1 968	11 301	6 979
MALAYSIA	185	109	68	VENEZUELA	2 801	10 729	6 445
CHINA	429	611	373	GUYANA	55	241	150
				SURINAME	8	67	41

6 IMPORTS AND EXPORTS (SPECIAL TRADE) BY GROUPS OF THE SITC-REV. III AND BY COUNTRIES OF PRODUCTION AND CONSUMPTION 1993

GROUP COUNTRY	DT = 100 KG	1 000 DM	1 000 \$	GROUP COUNTRY	DT = 100 KG	1 000 DM	1 000 \$
ECUADOR	875	2 967	1 810	HONG KONG	320	3 243	1 960
PERU	2 426	8 172	4 966	AUSTRALIA	2 164	5 112	3 130
BRAZIL	2 141	9 375	5 655	NEW ZEALAND	117	186	114
CHILE	4 959	11 307	6 803	UNID COUNTR	312	308	186
BOLIVIA	95	611	377				
PARAGUAY	205	564	345	EXPORTS	3 825 502	12 162 109	7 344 722
URUGUAY	74	1 090	660	FRANCE	286 545	853 242	515 571
ARGENTINA	2 787	11 670	7 037	BELGIUM LUX	146 917	437 586	264 358
CYPRUS	1 239	1 719	1 039	NETHERLANDS	206 550	557 556	337 239
LEBANON	548	1 945	1 198	ITALY	132 627	528 839	320 312
SYRIA	776	1 833	1 111	UNTD KINGDOM	175 979	658 490	398 753
IRAN	7 246	26 028	15 856	IRELAND	13 355	54 228	32 765
ISRAEL	2 056	12 290	7 363	DENMARK	38 120	132 880	80 353
JORDAN	485	2 468	1 454	GREECE	22 784	49 649	30 147
SAUDI ARABIA	2 206	11 521	6 925	PORTUGAL	32 360	146 746	88 771
KUWAIT	287	905	546	SPAIN	95 267	330 464	199 834
BAHRAIN	59	315	192	EU	1 150 504	3 749 680	2 268 103
QATAR	1 483	6 515	3 818	CANARY IS	715	3 274	1 981
ARAB EMIRAT	563	4 207	2 539	ICELAND	628	2 476	1 517
OMAN	1 246	4 437	2 730	NORWAY	24 621	87 624	53 010
YEMEN	62	259	153	SWEDEN	101 132	277 908	168 188
PAKISTAN	791	3 083	1 812	FINLAND	25 067	75 760	46 091
INDIA	298	1 480	896	SWITZERLAND	154 377	480 809	290 486
SRI LANKA	899	669	400	AUSTRIA	216 058	625 324	377 561
NEPAL	37	177	107	ANDORRA	58	1 354	825
THAILAND	4 135	15 453	9 388	MALTA	1 728	11 205	6 749
VIETNAM	3 642	12 702	7 718	TURKEY	107 411	225 254	135 834
INDONESIA	1 300	5 574	3 305	ESTONIA	1 908	3 090	1 868
MALAYSIA	1 295	7 429	4 560	LATVIA	5 101	7 736	4 653
SINGAPORE	936	4 933	2 932	LITHUANIA	2 975	4 654	2 804
PHILIPPINES	1 438	3 610	2 166	POLAND	102 322	218 603	131 301
MONGOLIA	998	1 450	861	CZECH REPUBL	108 479	278 580	168 363
CHINA	9 474	42 209	25 599	SLOVAKIA	16 636	58 794	35 506
SOUTH KOREA	11 987	54 699	33 115	HUNGARY	42 454	107 258	64 713
JAPAN	6 859	45 619	27 577	ROMANIA	15 341	47 337	28 417
TAIWAN	1 713	10 790	6 493	BULGARIA	3 810	12 024	7 291
HONG KONG	794	3 617	2 177	ALBANIA	36	216	127
AUSTRALIA	5 291	23 765	14 452	UKRAINE	27 010	69 130	41 778
PAPUA NEW G	57	240	145	BELARUS	14 738	51 393	30 996
NEW ZEALAND	328	3 707	2 243	MOLDOVA	128	2 051	1 199
SOLOMON IS	8	67	40	RUSSIA	148 518	459 353	276 982
NEW CALEDON	33	336	208	AZERBAIJAN	550	1 389	864
WEST SAMOA	30	288	170	KAZAKHSTAN	4 793	20 397	12 285
UNID COUNTR	318	1 419	861	TURKMENISTAN	194	391	237
				UZBEKISTAN	221	3 009	1 782
728 OTH.MACH,PTS,SPCL INDUST				TADJIKISTAN	35	436	254
IMPORTS	1 728 006	3 602 492	2 178 222	SLOVENIA	17 214	52 056	31 314
FRANCE	107 251	189 064	114 580	CROATIA	11 706	24 336	14 725
BELGIUM LUX	33 826	74 762	45 288	SERB MONTNEG	7	253	152
NETHERLANDS	142 420	210 941	127 701	MACEDONIA	2 196	13 758	8 337
ITALY	254 208	478 066	289 317	MOROCCO	10 676	27 014	16 288
UNTD KINGDOM	106 745	168 753	101 858	ALGERIA	5 380	24 474	14 839
IRELAND	18 171	24 413	14 664	TUNISIA	7 336	21 616	13 104
DENMARK	26 687	52 314	31 608	LIBYA	9 280	37 867	22 592
GREECE	2 522	3 186	1 954	EGYPT	27 943	71 396	43 113
PORTUGAL	2 731	7 058	4 269	SUDAN	85	1 089	658
SPAIN	11 872	31 790	19 219	MAURITANIA	153	916	539
EU	706 433	1 240 347	750 458	MALI	16	276	166
CANARY IS	116	190	115	BURKINA FASO	27	94	57
ICELAND	575	2 310	1 363	SENEGAL	95	448	274
NORWAY	11 010	36 335	21 915	GAMBIA	16	53	32
SWEDEN	79 254	200 230	121 192	GUIN BISSAU	226	268	163
FINLAND	33 480	50 921	30 810	GUINEA	247	596	369
SWITZERLAND	156 138	620 792	375 015	SIERRA LEONE	53	185	114
AUSTRIA	275 713	589 762	356 675	CTE D IVOIRE	494	2 175	1 316
MALTA	62	745	436	GHANA	3 785	4 743	2 857
TURKEY	6 845	3 946	2 392	BENIN	60	468	286
ESTONIA	358	68	41	NIGERIA	8 329	19 611	11 822
LITHUANIA	12	57	34	CAMEROON	1 969	2 675	1 653
POLAND	77 758	28 554	17 264	S TOME PRINC	77	355	222
CZECH REPUBL	117 299	51 781	31 381	GABON	57	317	187
SLOVAKIA	11 847	3 886	2 333	CONGO	179	803	474
HUNGARY	33 232	18 868	11 391	ZAIRE	1 128	2 960	1 776
ROMANIA	4 807	1 211	730	RWANDA	37	206	125
BULGARIA	5 219	2 977	1 807	BURUNDI	67	245	144
UKRAINE	230	326	196	ETHIOPIA	2 285	4 515	2 734
BELARUS	215	96	57	DJIBOUTI	193	154	94
RUSSIA	20 717	6 525	3 964	KENYA	1 617	4 716	2 813
SLOVENIA	25 508	15 779	9 540	UGANDA	1 381	4 050	2 495
CROATIA	2 365	2 324	1 388	TANZANIA	718	2 512	1 517
TUNISIA	101	292	175	SEYCHELLES	38	103	65
NIGERIA	90	113	71	MOZAMBIQUE	57	149	88
CAMEROON	1 097	74	47	MADAGASCAR	29	128	78
SOUTH AFRICA	15 422	5 733	3 470	REUNION	178	1 892	1 180
USA	52 364	305 867	184 567	MAURITIUS	1 174	2 515	1 540
CANADA	7 658	34 864	20 932	COMOROS	73	53	32
MEXICO	2 313	2 696	1 635	ZAMBIA	500	1 513	917
VENEZUELA	45	82	49	ZIMBABWE	4 689	9 976	5 982
BRAZIL	3 403	4 437	2 682	MALAWI	259	590	354
ARGENTINA	28	153	93	SOUTH AFRICA	29 271	90 325	54 796
IRAN	503	1 512	927	NAMIBIA	251	724	436
ISRAEL	1 021	8 256	4 964	BOTSWANA	8	230	139
JORDAN	17	221	133	SWAZILAND	1 313	426	256
KUWAIT	2	53	33	LESOTHO	88	197	118
INDIA	1 463	908	550	USA	318 921	1 319 464	796 315
THAILAND	213	654	391	CANADA	30 052	129 480	77 638
INDONESIA	17	76	49	GREENLAND	66	234	146
MALAYSIA	134	612	365	ST PIERRE	37	98	59
SINGAPORE	465	1 674	1 024	MEXICO	38 035	127 654	77 352
PHILIPPINES	24	326	201	GUATEMALA	585	1 507	922
CHINA	12 167	7 383	4 434	BELIZE	29	134	81
SOUTH KOREA	6 955	22 028	13 230	HONDURAS	1 058	995	608
JAPAN	38 591	303 691	183 876	EL SALVADOR	646	1 887	1 147
TAIWAN	11 727	13 461	8 165	COSTA RICA	1 896	4 203	2 493
				PANAMA	470	3 135	1 888

6 IMPORTS AND EXPORTS (SPECIAL TRADE) BY GROUPS OF THE SITC-REV. III AND BY COUNTRIES OF PRODUCTION AND CONSUMPTION 1993

GROUP COUNTRY	DT = 100 KG	1 000 DM	1 000 \$	GROUP COUNTRY	DT = 100 KG	1 000 DM	1 000 \$
CUBA	178	341	205	SOUTH KOREA	1 948	4 689	2 807
HAITI	201	336	240	JAPAN	44 558	175 068	105 455
DOMINIC REP	896	2 199	1 336	TAIWAN	31 219	32 200	19 436
GUADELOUPE	130	1 275	750	AUSTRALIA	1 204	3 772	2 287
MARTINIQUE	24	79	46	EXPORTS	974 865	3 439 256	2 077 389
JAMAICA	813	2 201	1 347	FRANCE	56 705	291 524	176 629
BARBADOS	34	78	46	BELGIUM LUX	15 682	57 602	34 687
TRINIDAD TOB	470	1 249	763	NETHERLANDS	26 153	71 432	43 204
NETH ANTILL	60	285	171	ITALY	77 987	425 118	257 681
COLOMBIA	10 128	33 085	19 916	UNTD KINGDOM	41 745	145 552	88 018
VENEZUELA	8 868	36 043	21 889	IRELAND	524	2 391	1 435
GUYANA	9	85	51	DENMARK	6 713	29 194	17 576
SURINAME	102	206	124	GREECE	3 414	5 998	3 640
ECUADOR	1 592	6 468	3 939	PORTUGAL	6 064	26 494	15 784
PERU	1 024	2 832	1 725	SPAIN	14 270	74 526	44 635
BRAZIL	36 268	162 390	98 410	EU	249 257	1 129 831	683 289
CHILE	17 681	37 664	22 772	ICELAND	4	51	30
BOLIVIA	3 990	2 196	1 322	NORWAY	2 303	10 574	6 406
PARAGUAY	178	777	474	SWEDEN	15 296	63 426	38 526
URUGUAY	836	4 157	2 459	FINLAND	3 319	8 643	5 142
ARGENTINA	18 151	59 531	35 660	SWITZERLAND	36 847	147 490	89 267
CYPRUS	3 182	7 950	4 780	AUSTRIA	50 004	210 535	126 938
LEBANON	5 186	4 832	2 983	MALTA	112	371	228
SYRIA	10 790	18 269	11 004	TURKEY	59 478	64 169	38 252
IRAN	149 575	277 810	167 028	ESTONIA	294	533	315
ISRAEL	48 903	119 600	72 435	LATVIA	278	459	276
JORDAN	8 846	20 409	12 152	LITHUANIA	50	391	239
SAUDI ARABIA	40 651	103 793	62 768	POLAND	13 312	38 939	23 420
KUWAIT	3 750	7 488	4 542	CZECH REPUBL	23 662	71 554	43 421
BAHRAIN	5 380	12 729	7 712	SLOVAKIA	5 785	15 649	9 417
QATAR	615	2 092	1 264	HUNGARY	14 564	45 375	26 915
ARAB EMIRAT	16 625	32 464	19 488	ROMANIA	1 380	5 100	3 024
OMAN	1 834	3 626	2 179	BULGARIA	1 714	1 641	990
YEMEN	597	2 113	1 294	UKRAINE	1 515	7 438	4 497
PAKISTAN	10 079	13 923	8 364	BELARUS	399	1 199	718
INDIA	42 323	104 777	63 465	RUSSIA	15 330	102 454	61 120
BANGLADESH	319	1 019	626	KAZAKHSTAN	105	1 404	866
SRI LANKA	1 643	3 843	2 318	SLOVENIA	8 664	11 326	6 853
MYANMAR	49	511	304	CROATIA	7 300	5 643	3 432
THAILAND	56 710	173 586	104 393	MACEDONIA	425	603	366
LAOS	101	73	44	MOROCCO	270	1 246	742
VIETNAM	1 895	3 582	2 172	ALGERIA	367	2 509	1 522
INDONESIA	24 504	84 047	50 876	TUNISIA	232	602	363
MALAYSIA	34 319	97 546	59 077	LIBYA	149	749	457
BRUNEI	56	229	138	EGYPT	13 576	12 587	7 653
SINGAPORE	37 996	98 390	59 506	SUDAN	607	573	350
PHILIPPINES	8 493	35 767	21 439	SENEGAL	324	1 801	1 110
CHINA	133 208	670 877	403 414	GAMBIA	15	52	31
NORTH KOREA	103	730	443	GHANA	94	184	109
SOUTH KOREA	62 561	271 239	163 899	NIGERIA	1 347	3 152	1 900
JAPAN	56 531	280 416	169 395	CAMEROON	94	152	92
TAIWAN	49 828	175 287	105 929	RWANDA	60	289	169
HONG KONG	36 687	127 269	76 979	ETHIOPIA	92	85	51
MACAO	328	501	300	KENYA	55	167	100
AUSTRALIA	26 909	105 639	63 765	UGANDA	146	213	128
PAPUA NEW G	198	238	140	TANZANIA	70	244	144
NEW ZEALAND	19 618	29 200	17 590	ZIMBABWE	137	387	233
NEW CALEDON	69	156	92	SOUTH AFRICA	8 430	21 286	12 785
FIJI	44	235	141	SWAZILAND	193	118	70
FR POLYNESIA	185	906	549	USA	93 629	397 321	240 340
UNID COUNTR	883	3 488	2 097	CANADA	14 437	55 684	33 350
731 METAL REMOVAL WORK TOOLS				MEXICO	8 397	23 100	13 921
IMPORTS	417 380	1 060 853	641 491	GUATEMALA	288	175	104
FRANCE	6 784	27 816	16 765	COSTA RICA	114	802	482
BELGIUM LUX	1 655	3 310	2 034	DOMINIC REP	180	734	449
NETHERLANDS	5 827	12 895	7 780	TRINIDAD TOB	17	116	71
ITALY	36 931	108 197	65 502	COLOMBIA	668	1 744	1 056
UNTD KINGDOM	10 314	30 203	18 334	VENEZUELA	1 238	3 912	2 329
IRELAND	185	474	289	ECUADOR	120	252	152
DENMARK	1 560	2 747	1 668	PERU	1 116	348	204
GREECE	41	124	77	BRAZIL	9 845	41 441	25 162
PORTUGAL	230	699	428	CHILE	2 084	3 735	2 264
SPAIN	10 074	20 323	12 324	URUGUAY	62	147	88
EU	73 601	206 788	125 201	ARGENTINA	2 404	8 962	5 385
SWEDEN	5 177	20 710	12 644	CYPRUS	176	237	142
FINLAND	435	1 565	933	LEBANON	329	254	154
SWITZERLAND	62 040	352 770	213 420	SYRIA	166	142	89
AUSTRIA	22 709	64 813	39 105	IRAN	17 511	83 674	50 903
TURKEY	542	472	286	ISRAEL	2 041	7 456	4 496
LITHUANIA	518	411	249	JORDAN	1 692	1 592	977
POLAND	6 417	5 041	3 040	SAUDI ARABIA	3 179	7 137	4 320
CZECH REPUBL	34 384	27 925	16 870	KUWAIT	956	1 388	846
SLOVAKIA	2 820	2 586	1 549	BAHRAIN	100	907	548
HUNGARY	4 358	7 524	4 569	QATAR	152	733	458
ROMANIA	2 953	1 511	915	ARAB EMIRAT	14 789	2 975	1 776
BULGARIA	9 045	5 320	3 225	YEMEN	149	3 590	2 359
UKRAINE	233	533	317	PAKISTAN	4 318	3 654	2 202
BELARUS	2 079	839	507	INDIA	33 722	49 269	29 776
RUSSIA	9 885	9 579	5 802	BANGLADESH	32	93	55
SLOVENIA	1 230	1 830	1 116	SRI LANKA	148	198	123
CROATIA	1 011	2 520	1 528	THAILAND	15 171	16 836	10 120
MACEDONIA	184	97	60	VIETNAM	232	1 137	680
USA	10 139	83 195	50 390	INDONESIA	13 816	11 703	7 053
CANADA	434	1 986	1 197	MALAYSIA	3 494	16 531	9 931
MEXICO	44	218	128	SINGAPORE	6 253	20 441	12 405
BRAZIL	3 291	5 521	3 347	PHILIPPINES	3 061	2 079	1 265
ARGENTINA	82	150	93	CHINA	101 890	431 581	260 609
ISRAEL	67	311	184	NORTH KOREA	184	1 018	634
INDIA	100	258	160	SOUTH KOREA	40 116	125 026	75 534
MYANMAR	51	83	51	JAPAN	13 193	57 518	35 017
THAILAND	1 548	4 741	2 853	TAIWAN	16 993	43 107	26 236
SINGAPORE	1 925	3 948	2 414	HONG KONG	2 630	10 194	6 116
CHINA	80 805	31 538	19 184	AUSTRALIA	5 361	9 768	5 859
				NEW ZEALAND	434	1 786	1 062

6 IMPORTS AND EXPORTS (SPECIAL TRADE) BY GROUPS OF THE SITC-REV. III AND BY COUNTRIES OF PRODUCTION AND CONSUMPTION 1993

GROUP COUNTRY	DT = 100 KG	1 000 DM	1 000 \$	GROUP COUNTRY	DT = 100 KG	1 000 DM	1 000 \$
FIJI	2	64	37	COSTA RICA	29	105	63
733 MACH-TOOLS,METAL-WORKING				BAHAMAS	12	200	125
IMPORTS	264 626	470 431	284 473	DOMINIC REP	17	93	55
FRANCE	23 214	39 045	23 598	NETH ANTILL	37	307	181
BELGIUM LUX	18 934	23 368	13 967	COLOMBIA	1 775	3 157	1 903
NETHERLANDS	5 847	12 944	7 886	VENEZUELA	464	1 871	1 113
ITALY	42 088	83 451	50 594	SURINAME	34	64	38
UNITD KINGDOM	4 011	7 641	4 637	ECUADOR	388	1 692	1 024
IRELAND	512	1 437	850	BRAZIL	4 649	19 470	11 465
DENMARK	10 666	13 443	8 161	CHILE	2 730	5 496	3 314
GREECE	193	314	185	BOLIVIA	300	418	253
PORTUGAL	2 493	1 749	1 067	ARGENTINA	851	1 480	878
SPAIN	12 189	17 045	10 267	CYPRUS	287	128	76
EU	120 147	200 437	121 212	LEBANON	264	280	171
NORWAY	971	2 730	1 664	SYRIA	3 359	9 279	5 491
SWEDEN	7 490	15 803	9 513	IRAN	12 664	33 522	20 565
FINLAND	5 093	6 437	3 891	ISRAEL	2 626	6 111	3 699
SWITZERLAND	41 475	115 560	69 879	JORDAN	1 852	4 135	2 483
AUSTRIA	16 647	46 833	28 380	SAUDI ARABIA	6 988	20 758	12 467
TURKEY	14 836	7 989	4 847	KUWAIT	329	418	256
POLAND	4 653	4 802	2 917	BAHRAIN	376	755	462
CZECH REPUBL	13 296	6 295	3 807	QATAR	126	139	85
SLOVAKIA	5 201	1 988	1 185	ARAB EMIRAT	4 369	1 769	1 071
HUNGARY	4 474	2 274	1 366	OMAN	41	95	59
ROMANIA	1 830	695	418	YEMEN	10	98	57
BULGARIA	2 720	691	426	PAKISTAN	809	1 149	696
BELARUS	137	75	44	INDIA	12 060	28 328	17 192
RUSSIA	3 012	553	330	THAILAND	10 910	22 657	13 686
SLOVENIA	949	652	399	VIETNAM	783	393	238
CROATIA	187	588	351	INDONESIA	5 343	8 464	5 135
SOUTH AFRICA	502	241	147	MALAYSIA	4 407	16 273	9 714
USA	6 127	21 550	12 990	SINGAPORE	4 191	15 456	9 295
CANADA	86	58	34	PHILIPPINES	2 187	2 628	1 609
BRAZIL	481	994	586	CHINA	108 975	192 130	114 772
ISRAEL	166	403	237	NORTH KOREA	191	1 844	1 145
INDIA	86	941	587	SOUTH KOREA	34 659	58 408	34 794
MALAYSIA	116	427	265	JAPAN	18 111	68 337	41 341
SINGAPORE	1 231	351	206	TAIWAN	13 519	29 479	17 965
CHINA	1 061	379	227	HONG KONG	1 789	6 897	4 143
SOUTH KOREA	145	119	72	AUSTRALIA	1 650	6 021	3 621
JAPAN	7 949	27 338	16 575	NEW ZEALAND	72	680	404
TAIWAN	1 221	1 532	916	UNID COUNTR	20	53	31
AUSTRALIA	2 276	1 622	957	735 PARTS,NES,FOR MACH-TOOLS			
EXPORTS	836 745	1 999 554	1 207 241	IMPORTS	306 602	709 473	429 191
FRANCE	29 615	97 297	59 091	FRANCE	27 672	45 668	27 608
BELGIUM LUX	13 951	37 923	23 126	BELGIUM LUX	9 201	16 284	9 866
NETHERLANDS	27 355	56 929	34 192	NETHERLANDS	18 415	23 583	14 282
ITALY	47 445	134 096	81 250	ITALY	36 854	85 204	51 766
UNITD KINGDOM	19 534	51 763	31 276	UNITD KINGDOM	11 722	31 699	19 216
IRELAND	4 128	1 953	1 188	IRELAND	324	1 780	1 077
DENMARK	2 006	7 071	4 274	DENMARK	1 219	4 594	2 789
GREECE	2 323	5 184	3 135	GREECE	13	73	44
PORTUGAL	64 789	136 110	83 474	PORTUGAL	186	569	341
SPAIN	24 292	65 204	39 214	SPAIN	9 730	17 479	10 576
EU	235 438	593 530	360 220	EU	115 336	228 933	137 565
ICELAND	31	65	40	NORWAY	1 431	4 614	2 835
NORWAY	742	2 488	1 516	SWEDEN	9 414	37 120	22 326
SWEDEN	16 702	30 288	18 101	FINLAND	865	2 782	1 683
FINLAND	1 211	4 468	2 738	SWITZERLAND	26 936	185 138	111 969
SWITZERLAND	23 189	64 210	38 875	AUSTRIA	19 841	60 101	36 196
AUSTRIA	29 123	74 994	45 390	TURKEY	880	1 068	635
MALTA	371	1 333	816	POLAND	22 350	9 793	5 923
TURKEY	31 576	40 283	24 155	CZECH REPUBL	54 065	29 553	17 827
ESTONIA	151	221	136	SLOVAKIA	4 625	2 823	1 694
LATVIA	338	1 658	975	HUNGARY	6 325	5 674	3 435
LITHUANIA	399	553	335	ROMANIA	4 161	1 658	994
POLAND	19 878	30 470	18 378	BULGARIA	2 257	1 185	724
CZECH REPUBL	17 987	36 598	22 233	UKRAINE	477	79	49
SLOVAKIA	3 184	7 891	4 851	BELARUS	165	729	446
HUNGARY	7 238	10 820	6 528	RUSSIA	1 227	1 834	1 123
ROMANIA	1 444	9 955	6 058	SLOVENIA	7 440	6 637	3 994
BULGARIA	93	643	387	CROATIA	2 029	3 118	1 892
UKRAINE	5 963	22 348	13 443	MACEDONIA	21	58	36
BELARUS	1 910	9 069	5 338	SOUTH AFRICA	20	154	92
RUSSIA	45 051	156 252	94 932	USA	6 957	60 040	36 286
AZERBAIJAN	31	479	291	CANADA	216	1 140	690
KAZAKHSTAN	19 817	41 658	24 716	MEXICO	6	200	122
SLOVENIA	2 968	3 058	1 841	BRAZIL	2 626	10 784	6 557
CROATIA	5 647	5 912	3 548	IRAN	1	53	31
MACEDONIA	138	292	176	ISRAEL	50	991	588
MOROCCO	622	1 736	1 029	INDIA	606	1 585	967
ALGERIA	1 060	2 727	1 625	BRUNEI	10	50	30
TUNISIA	982	3 098	1 882	SINGAPORE	329	1 435	874
LIBYA	113	408	242	CHINA	5 015	2 518	1 537
EGYPT	11 428	5 061	3 072	SOUTH KOREA	6 140	788	480
GHANA	51	172	104	JAPAN	6 637	40 982	24 850
NIGERIA	1 223	2 517	1 535	TAIWAN	3 801	6 676	4 029
CAMEROON	374	256	156	HONG KONG	12	98	58
RWANDA	45	170	101	AUSTRALIA	138	406	249
ETHIOPIA	102	834	490	NEW ZEALAND	3	81	50
KENYA	425	198	119	UNID COUNTR	144	136	80
UGANDA	39	169	102	EXPORTS	303 393	1 412 129	853 107
MAURITIUS	32	96	59	FRANCE	23 034	125 920	76 152
ZAMBIA	100	557	338	BELGIUM LUX	17 201	48 939	29 691
MALAWI	20	91	55	NETHERLANDS	24 733	77 488	46 882
SOUTH AFRICA	12 695	10 245	6 217	ITALY	15 663	82 106	49 805
USA	58 906	200 059	120 499	UNITD KINGDOM	17 254	83 755	50 661
CANADA	4 596	22 599	13 463	IRELAND	275	3 028	1 832
MEXICO	8 301	26 389	16 032	DENMARK	2 809	19 223	11 691
GUATEMALA	220	921	572	GREECE	2 776	2 247	1 363
EL SALVADOR	83	260	156	PORTUGAL	2 055	10 920	6 543

6 IMPORTS AND EXPORTS (SPECIAL TRADE) BY GROUPS OF THE SITC-REV. III AND BY COUNTRIES OF PRODUCTION AND CONSUMPTION 1993

GROUP COUNTRY	DT = 100 KG	1 000 DM	1 000 \$	GROUP COUNTRY	DT = 100 KG	1 000 DM	1 000 \$
SPAIN	6 938	42 789	25 953	ITALY	81 295	103 894	62 519
EU	110 738	496 425	300 573	UNITD KINGDOM	17 107	25 597	15 499
ICELAND	28	164	99	IRELAND	30	495	298
NORWAY	937	6 110	3 700	DENMARK	4 331	17 529	10 634
SWEDEN	13 464	50 490	30 341	GREECE	1 125	709	429
FINLAND	1 228	7 954	4 782	PORTUGAL	327	770	460
SWITZERLAND	34 924	108 268	65 514	SPAIN	14 647	14 251	8 666
AUSTRIA	23 021	123 831	74 647	EU	240 628	274 910	166 061
MALTA	44	978	583	NORWAY	1 438	4 524	2 739
TURKEY	7 309	13 141	7 860	SWEDEN	30 250	27 998	16 915
LITHUANIA	26	865	523	FINLAND	4 862	15 072	9 115
POLAND	4 420	7 707	4 671	SWITZERLAND	25 001	140 216	84 684
CZECH REPUB	9 298	28 192	16 991	AUSTRIA	52 185	93 053	56 301
SLOVAKIA	609	1 692	1 021	TURKEY	1 016	883	533
HUNGARY	2 270	8 196	4 936	LITHUANIA	12 284	636	371
ROMANIA	195	1 970	1 175	POLAND	5 270	2 603	1 573
BULGARIA	1 067	2 778	1 680	CZECH REPUB	24 346	15 435	9 324
UKRAINE	133	2 016	1 219	SLOVAKIA	2 550	1 245	755
BELARUS	726	2 226	1 349	HUNGARY	21 742	10 224	6 166
RUSSIA	2 881	20 967	12 688	ROMANIA	5 793	2 114	1 278
KAZAKHSTAN	909	4 923	2 925	BULGARIA	3 308	876	535
SLOVENIA	3 837	10 374	6 245	UKRAINE	285	146	88
CROATIA	1 345	3 107	1 887	BELARUS	104	377	228
MACEDONIA	31	232	140	RUSSIA	2 086	822	484
MOROCCO	43	576	347	SLOVENIA	3 711	4 798	2 889
ALGERIA	365	7 588	4 605	CROATIA	96	115	69
TUNISIA	75	696	420	MACEDONIA	92	205	125
LIBYA	82	1 421	852	EGYPT	8	100	62
EGYPT	676	3 157	1 889	SOUTH AFRICA	764	302	183
SUDAN	2	77	48	USA	12 214	37 528	22 732
MAURITANIA	203	187	111	CANADA	290	2 149	1 302
MALI	8	99	59	MEXICO	2	112	65
SENEGAL	3	80	47	COSTA RICA	38	1 007	609
CTE D IVOIRE	9	127	77	DOMINIC REP	182	1 028	619
GHANA	87	714	427	BRAZIL	934	793	470
NIGERIA	82	702	426	ISRAEL	233	337	204
CAMEROON	19	150	89	PAKISTAN	1	88	54
ETHIOPIA	13	88	55	INDIA	255	220	135
KENYA	20	144	90	THAILAND	4	69	40
UGANDA	6	67	40	INDONESIA	368	234	145
TANZANIA	17	205	121	MALAYSIA	7	51	32
MOZAMBIQUE	2	52	32	SINGAPORE	64	289	176
MADAGASCAR	10	120	73	CHINA	14 542	9 841	5 917
MAURITIUS	4	80	48	SOUTH KOREA	1 729	1 956	1 181
ZAMBIA	16	272	166	JAPAN	6 263	25 268	15 305
ZIMBABWE	21	126	75	TAIWAN	1 528	3 333	2 026
SOUTH AFRICA	2 643	12 285	7 417	HONG KONG	247	335	202
USA	30 404	173 123	104 543	AUSTRALIA	25	215	132
CANADA	1 867	9 732	5 856	EXPORTS	1 119 540	2 043 211	1 235 735
MEXICO	2 114	20 468	12 266	FRANCE	105 537	140 955	85 441
GUATEMALA	65	362	218	BELGIUM LUX	273 853	109 391	66 457
HONDURAS	11	153	92	NETHERLANDS	41 682	67 419	40 897
COSTA RICA	51	416	249	ITALY	33 223	144 408	87 698
PANAMA	11	167	98	UNITD KINGDOM	41 561	88 976	53 938
CUBA	2	62	37	IRELAND	1 498	4 916	2 965
DOMINIC REP	16	307	189	DENMARK	4 504	17 889	10 805
JAMAICA	16	142	86	GREECE	3 565	8 520	5 143
TRINIDAD TOB	5	67	40	PORTUGAL	3 316	17 166	10 316
COLOMBIA	174	1 155	699	SPAIN	25 797	143 816	87 415
VENEZUELA	399	2 997	1 813	EU	534 536	743 456	451 075
ECUADOR	63	292	179	CANARY IS	10	75	43
PERU	16	128	79	ICELAND	9	80	48
BRAZIL	4 410	27 931	16 810	NORWAY	4 491	14 549	8 768
CHILE	501	1 829	1 106	SWEDEN	23 158	74 920	44 941
BOLIVIA	50	114	71	FINLAND	10 480	17 784	10 738
URUGUAY	6	68	39	SWITZERLAND	17 860	55 338	33 425
ARGENTINA	727	4 094	2 460	AUSTRIA	45 936	91 567	55 444
CYPRUS	17	113	65	MALTA	49	526	318
LEBANON	23	194	115	TURKEY	9 945	24 177	14 550
SYRIA	644	709	424	ESTONIA	48	210	126
IRAN	2 913	16 173	9 851	LATVIA	3	77	47
ISRAEL	778	5 677	3 431	LITHUANIA	38	406	242
JORDAN	73	319	192	POLAND	7 571	27 894	16 829
SAUDI ARABIA	933	4 362	2 626	CZECH REPUB	11 434	56 743	34 246
KUWAIT	758	1 921	1 171	SLOVAKIA	2 610	7 776	4 702
BAHRAIN	94	605	371	HUNGARY	4 303	10 926	6 589
ARAB EMIRAT	619	1 615	972	ROMANIA	3 687	22 836	13 712
OMAN	60	147	86	BULGARIA	562	2 261	1 354
YEMEN	11	88	53	UKRAINE	20 938	46 702	28 228
PAKISTAN	253	874	522	BELARUS	367	3 779	2 277
INDIA	2 838	13 060	7 952	MOLDOVA	478	2 668	1 606
BANGLADESH	8	109	66	RUSSIA	8 813	31 716	18 941
SRI LANKA	19	107	59	KAZAKHSTAN	8	97	57
MYANMAR	11	193	115	UZBEKISTAN	227	842	514
THAILAND	624	4 265	2 565	SLOVENIA	1 273	4 311	2 604
VIETNAM	10	199	122	CROATIA	1 450	3 861	2 336
INDONESIA	493	3 286	1 983	MACEDONIA	604	3 073	1 892
MALAYSIA	1 093	6 642	4 028	MOROCCO	33	277	173
SINGAPORE	1 161	8 924	5 394	ALGERIA	2 424	7 520	4 527
PHILIPPINES	774	1 960	1 180	TUNISIA	208	1 357	836
CHINA	15 007	85 754	51 718	LIBYA	944	5 981	3 681
SOUTH KOREA	1 596	18 555	11 225	EGYPT	3 012	7 669	4 654
JAPAN	3 378	32 732	19 847	SUDAN	6	77	46
TAIWAN	1 925	9 504	5 720	SENEGAL	20	88	53
HONG KONG	526	9 792	5 929	CTE D IVOIRE	5	52	31
AUSTRALIA	1 298	5 297	3 180	GHANA	122	209	128
NEW ZEALAND	76	626	377	NIGERIA	136	966	587
UNID COUNTR	488	2 350	1 428	CONGO	172	827	484
737 METALWORKING MACHNRY NES				ANGOLA	78	280	173
IMPORTS	476 833	681 690	411 970	ETHIOPIA	27	95	59
FRANCE	60 375	55 555	33 569	KENYA	375	1 213	736
BELGIUM LUX	39 199	26 662	16 156	TANZANIA	778	836	493
NETHERLANDS	22 192	29 448	17 831	MAURITIUS	24	154	93
				ZAMBIA	31	347	210

6 IMPORTS AND EXPORTS (SPECIAL TRADE) BY GROUPS OF THE SITC-REV. III AND BY COUNTRIES OF PRODUCTION AND CONSUMPTION 1993

GROUP COUNTRY	DT = 100 KG	1 000 DM	1 000 \$	GROUP COUNTRY	DT = 100 KG	1 000 DM	1 000 \$
ZIMBABWE	71	121	73	JAPAN	37 095	139 839	84 458
SOUTH AFRICA	5 443	14 469	8 756	TAIWAN	6 678	13 014	7 900
NAMIBIA	61	225	135	HONG KONG	324	642	391
USA	58 961	170 478	102 482	AUSTRALIA	995	2 114	1 260
CANADA	11 790	20 832	12 521	NEW ZEALAND	10	68	42
MEXICO	2 853	16 968	10 179	UNID COUNTR	145	195	117
GUATEMALA	8	99	59	EXPORTS	2 120 357	5 522 126	3 336 573
HONDURAS	17	169	101	FRANCE	188 749	453 677	274 590
COSTA RICA	17	109	65	BELGIUM LUX	136 301	291 372	176 293
PANAMA	41	76	47	NETHERLANDS	165 386	364 577	220 324
DOMINIC REP	35	213	126	ITALY	93 948	240 674	145 437
JAMAICA	29	71	42	UNITD KINGDOM	81 920	222 611	134 787
TRINIDAD TOB	243	1 005	595	IRELAND	7 170	19 064	11 580
COLOMBIA	3 148	1 348	811	DENMARK	38 417	95 873	58 097
VENEZUELA	3 630	7 273	4 333	GREECE	18 961	45 177	27 226
ECUADOR	113	312	189	PORTUGAL	20 559	46 033	27 505
PERU	20	133	81	SPAIN	51 837	130 082	78 893
BRAZIL	43 596	25 559	15 174	EU	803 248	1 909 140	1 155 132
CHILE	742	2 122	1 287	CANARY IS	505	1 666	1 001
URUGUAY	18	99	61	ICELAND	244	787	477
ARGENTINA	1 105	2 278	1 389	NORWAY	15 375	46 701	28 219
CYPRUS	141	868	541	SWEDEN	27 415	78 122	47 137
LEBANON	22	86	48	FINLAND	12 651	43 524	26 387
SYRIA	82	1 194	726	SWITZERLAND	125 186	312 412	188 817
IRAN	2 820	14 026	8 589	AUSTRIA	167 998	373 360	225 592
ISRAEL	2 117	9 471	5 716	VATICAN CITY	766	835	501
JORDAN	51	179	109	MALTA	1 046	2 286	1 378
SAUDI ARABIA	1 376	4 473	2 692	TURKEY	37 865	112 514	67 895
KUWAIT	80	362	221	ESTONIA	274	671	402
BAHRAIN	528	1 411	848	LATVIA	3 463	5 619	3 357
QATAR	36	215	130	LITHUANIA	2 211	7 379	4 453
ARAB EMIRAT	437	866	532	POLAND	56 654	137 268	82 987
PAKISTAN	37	258	157	CZECH REPUBL	64 436	137 300	82 949
INDIA	43 608	61 082	37 274	SLOVAKIA	14 394	28 563	17 090
BANGLADESH	39	151	91	HUNGARY	32 139	59 225	35 721
SRI LANKA	87	145	89	ROMANIA	20 473	48 189	28 848
MYANMAR		58	36	BULGARIA	3 494	12 246	7 380
THAILAND	3 499	19 800	12 029	ALBANIA	83	393	236
VIETNAM	26	269	159	UKRAINE	9 867	28 949	17 549
INDONESIA	9 658	11 136	6 719	BELARUS	7 767	20 944	12 540
MALAYSIA	41 203	12 670	7 591	MOLDOVA	85	518	316
SINGAPORE	7 001	11 741	7 055	RUSSIA	67 409	182 457	110 076
PHILIPPINES	151	1 634	989	GEORGIA	25	466	274
CHINA	93 529	111 993	67 520	AZERBAIJAN	11	119	70
SOUTH KOREA	12 513	41 484	24 996	KAZAKHSTAN	3 433	19 950	11 919
JAPAN	3 224	24 634	14 939	TURKMENISTAN	1 460	4 133	2 524
TAIWAN	42 618	157 206	96 587	UZBEKISTAN	216	2 038	1 230
HONG KONG	662	4 550	2 757	TADJIKISTAN	16	174	103
AUSTRALIA	1 790	7 073	4 291	SLOVENIA	13 356	33 166	19 927
NEW ZEALAND	389	941	568	CROATIA	5 404	15 375	9 337
UNID COUNTR	305	1 876	1 124	MACEDONIA	415	1 546	927
741 HEATING, COOLING EQUIP, PART				MOROCCO	1 611	5 737	3 515
IMPORTS	1 534 329	2 894 953	1 750 686	ALGERIA	3 787	19 025	11 445
FRANCE	323 405	481 176	290 774	TUNISIA	2 159	6 432	3 898
BELGIUM LUX	28 442	73 914	44 882	LIBYA	4 315	19 014	11 509
NETHERLANDS	52 328	126 268	76 252	EGYPT	10 638	28 435	17 125
ITALY	284 923	444 679	268 443	SUDAN	165	455	273
UNITD KINGDOM	32 918	85 951	52 174	MAURITANIA	126	227	137
IRELAND	7 761	30 274	18 284	CHAD	25	66	39
DENMARK	43 914	106 911	64 688	SENEGAL	58	249	153
GREECE	1 797	2 267	1 359	GAMBIA	174	209	126
PORTUGAL	18 203	28 189	17 016	GUINEA	50	301	183
SPAIN	26 187	29 417	17 778	SIERRA LEONE	15	101	62
EU	819 878	1 409 046	851 630	CTE D IVOIRE	672	1 693	1 028
CEUTA MEL	29	143	86	GHANA	1 769	2 680	1 607
NORWAY	7 442	13 299	8 043	TOGO	29	174	107
SWEDEN	70 893	158 892	96 200	BENIN	27	70	43
FINLAND	18 365	31 266	18 848	NIGERIA	5 497	11 784	7 176
SWITZERLAND	84 115	317 673	192 282	CAMEROON	186	535	324
AUSTRIA	201 524	311 949	188 419	S TOME PRINC	30	85	50
MALTA	1 023	2 205	1 341	GABON	27	99	60
TURKEY	8 255	14 392	8 641	ZAIRE	30	182	111
POLAND	24 065	11 100	6 739	RWANDA	26	304	181
CZECH REPUBL	56 537	27 226	16 518	ANGOLA	95	248	148
SLOVAKIA	4 808	2 149	1 290	ETHIOPIA	409	957	575
HUNGARY	42 093	28 993	17 559	DJIBOUTI	29	81	48
ROMANIA	3 537	1 334	796	KENYA	1 227	4 455	2 683
BULGARIA	2 905	642	388	UGANDA	33	150	88
RUSSIA	492	629	385	TANZANIA	218	1 116	669
SLOVENIA	18 448	11 927	7 188	MOZAMBIQUE	51	338	200
CROATIA	347	262	158	MADAGASCAR	225	870	517
TUNISIA	33	53	32	REUNION	53	101	59
EGYPT	31	71	43	MAURITIUS	681	1 289	775
SOUTH AFRICA	557	921	548	COMOROS	9	62	39
USA	83 168	329 855	199 952	ZAMBIA	794	1 677	1 001
CANADA	10 800	9 962	6 005	ZIMBABWE	150	664	406
MEXICO	1 965	2 893	1 741	MALAWI	9	85	51
VENEZUELA	58	617	369	SOUTH AFRICA	6 823	30 515	18 473
BRAZIL	871	972	585	NAMIBIA	34	75	47
CHILE	171	281	165	BOTSWANA	6	94	56
IRAN	113	204	122	USA	83 238	320 181	192 956
ISRAEL	3 072	9 870	5 938	CANADA	6 528	22 049	13 358
SAUDI ARABIA	16	469	284	MEXICO	12 564	47 513	28 601
KUWAIT	76	495	311	BERMUDA	41	262	160
BAHRAIN	1	198	123	GUATEMALA	377	799	484
ARAB EMIRAT	198	935	579	HONDURAS	292	944	570
INDIA	131	1 081	673	EL SALVADOR	143	360	211
THAILAND	199	710	430	NICARAGUA	26	140	82
MALAYSIA	2 095	3 653	2 205	COSTA RICA	775	1 769	1 073
SINGAPORE	1 752	3 979	2 393	PANAMA	42	204	123
PHILIPPINES	29	473	284	CUBA	4 903	3 434	2 071
CHINA	15 192	21 458	13 086	DOMINIC REP	475	1 029	625
SOUTH KOREA	3 229	6 327	3 857	GUADELOUPE	2	60	32
				ANTIGUA	96	198	118

6 IMPORTS AND EXPORTS (SPECIAL TRADE) BY GROUPS OF THE SITC-REV. III AND BY COUNTRIES OF PRODUCTION AND CONSUMPTION 1993

GROUP COUNTRY	DT = 100 KG	1 000 DM	1 000 \$	GROUP COUNTRY	DT = 100 KG	1 000 DM	1 000 \$
JAMAICA	109	598	362	ISRAEL	88	382	227
ST VINCENT	415	271	161	JORDAN	45	132	79
BARBADOS	15	93	57	SAUDI ARABIA	158	384	226
TRINIDAD TOB	21	115	70	ARAB EMIRAT	47	309	187
NETH ANTILL	1 018	1 804	1 131	OMAN	16	185	108
COLOMBIA	1 173	6 036	3 638	INDIA	3 977	15 328	9 255
VENEZUELA	5 523	19 898	12 131	INDONESIA	209	195	114
GUYANA	19	125	79	MALAYSIA	15	444	270
SURINAME	11	72	43	SINGAPORE	59	321	190
ECUADOR	641	2 202	1 332	PHILIPPINES	8	429	266
PERU	2 791	4 069	2 474	CHINA	24 769	3 975	2 413
BRAZIL	10 245	44 491	26 904	SOUTH KOREA	991	1 853	1 125
CHILE	5 498	17 357	10 514	JAPAN	7 592	43 079	26 063
BOLIVIA	609	1 307	788	TAIWAN	2 308	2 559	1 540
PARAGUAY	60	332	198	HONG KONG	70	176	112
URUGUAY	182	533	325	AUSTRALIA	362	1 141	692
ARGENTINA	2 593	12 590	7 543	UNID COUNTR	38	82	50
CYPRUS	948	2 849	1 723				
LEBANON	3 128	4 551	2 742	EXPORTS	1 086 304	5 241 533	3 171 015
SYRIA	1 512	5 564	3 349	FRANCE	151 948	853 034	516 988
IRAN	61 610	143 464	87 025	BELGIUM LUX	37 501	151 404	91 744
ISRAEL	17 227	57 186	34 318	NETHERLANDS	60 214	241 826	146 209
JORDAN	1 718	3 852	2 329	ITALY	96 874	557 648	337 873
SAUDI ARABIA	21 200	58 128	35 255	UNTD KINGDOM	76 186	479 586	290 271
KUWAIT	2 139	11 208	6 783	IRELAND	2 852	9 051	5 464
BAHRAIN	857	2 568	1 554	DENMARK	28 236	82 217	49 822
QATAR	352	1 043	621	GREECE	10 311	36 462	21 933
ARAB EMIRAT	5 167	16 616	10 038	PORTUGAL	5 078	21 533	13 075
OMAN	872	2 037	1 227	SPAIN	30 716	159 643	96 644
YEMEN	1 158	1 970	1 186	EU	499 916	2 592 404	1 570 023
AFGHANISTAN	5	61	37	CANARY IS	110	771	466
PAKISTAN	10 051	18 791	11 371	CEUTA MEL	258	431	258
INDIA	6 991	29 089	17 571	ICELAND	238	1 448	868
BANGLADESH	2 743	6 472	3 828	NORWAY	12 305	59 762	36 127
SRI LANKA	849	2 382	1 456	SWEDEN	44 878	215 473	130 394
NEPAL	148	549	333	FINLAND	10 900	52 718	31 872
MYANMAR	44	166	102	SWITZERLAND	50 842	170 240	102 921
THAILAND	20 428	48 170	29 014	AUSTRIA	65 979	286 339	173 303
LAOS	104	203	122	ANDORRA	33	51	30
VIETNAM	3 295	11 514	7 085	MALTA	261	2 020	1 214
INDONESIA	23 930	70 879	42 926	TURKEY	15 229	65 543	39 556
MALAYSIA	15 313	41 173	24 734	ESTONIA	18	94	57
BRUNEI	52	119	71	LATVIA	708	2 415	1 425
SINGAPORE	11 521	43 748	26 352	LITHUANIA	107	539	321
PHILIPPINES	4 717	14 731	8 798	POLAND	13 953	48 578	29 365
CHINA	85 028	246 041	148 547	CZECH REPUB.	11 100	40 623	24 568
NORTH KOREA	346	1 527	928	SLOVAKIA	903	4 818	2 896
SOUTH KOREA	20 205	73 909	44 573	HUNGARY	10 501	35 937	21 666
JAPAN	20 426	105 782	63 972	ROMANIA	1 322	7 403	4 477
TAIWAN	39 759	98 586	59 636	BULGARIA	1 283	5 798	3 495
HONG KONG	40 027	66 709	40 195	ALBANIA	34	95	57
MACAO	72	172	103	UKRAINE	1 417	5 947	3 610
AUSTRALIA	9 117	37 786	22 843	BELARUS	2 049	7 543	4 620
PAPUA NEW G	40	178	107	RUSSIA	14 442	77 259	46 665
NEW ZEALAND	3 537	8 714	5 303	GEORGIA	271	592	360
SOLOMON IS	14	61	37	AZERBAIJAN	774	3 441	2 065
NEW CALEDON	67	188	112	KAZAKHSTAN	1 889	8 934	5 348
FIJI	19	55	33	TURKMENISTAN	196	511	312
UNID COUNTR	1 134	3 068	1 861	UZBEKISTAN	68	359	208
				TADJIKISTAN	60	338	199
742 PUMPS FOR LIQUIDS,PARTS				SLOVENIA	1 243	6 814	4 093
IMPORTS	734 075	1 643 581	994 486	CROATIA	1 151	6 871	4 145
FRANCE	119 857	281 058	169 930	MACEDONIA	249	1 350	818
BELGIUM LUX	6 917	36 081	21 996	MOROCCO	1 448	5 492	3 326
NETHERLANDS	19 342	44 482	26 887	ALGERIA	1 015	8 806	5 370
ITALY	116 558	171 272	103 892	TUNISIA	955	5 472	3 329
UNTD KINGDOM	24 143	50 432	30 456	LIBYA	5 718	28 120	16 988
IRELAND	21 454	47 174	28 404	EGYPT	7 114	24 507	14 865
DENMARK	118 134	153 099	92 618	SUDAN	37	707	425
GREECE	175	588	364	MAURITANIA	241	1 186	712
PORTUGAL	3 282	1 724	1 041	MALI	173	278	165
SPAIN	25 706	28 986	17 509	BURKINA FASO	128	351	208
EU	455 568	814 896	493 197	NIGER	79	473	284
ICELAND	2	61	38	CHAD	15	92	54
NORWAY	2 456	13 866	8 249	CAPE VERDE	50	123	76
SWEDEN	25 059	70 624	42 809	SENEGAL	180	732	444
FINLAND	4 807	10 348	6 245	GAMBIA	443	601	357
SWITZERLAND	50 507	168 658	101 933	GUIN BISSAU	184	498	293
AUSTRIA	26 549	128 088	77 487	GUINEA	149	477	290
MALTA	18	224	134	SIERRA LEONE	144	449	270
TURKEY	2 862	6 515	3 922	LIBERIA	108	461	281
POLAND	8 152	4 493	2 712	CTE D IVOIRE	181	518	307
CZECH REPUB.	15 495	14 289	8 626	GHANA	416	1 793	1 086
SLOVAKIA	374	638	386	TOGO	28	164	98
HUNGARY	8 902	7 569	4 570	NIGERIA	1 107	5 926	3 601
ROMANIA	112	126	76	CAMEROON	42	286	169
BULGARIA	1 298	732	448	CENT AFR REP	45	131	82
UKRAINE	61	58	36	GABON	283	1 951	1 174
RUSSIA	276	807	484	CONGO	4	60	36
SLOVENIA	2 889	3 623	2 191	ZAIRE	29	365	216
CROATIA	267	531	318	RWANDA	10	119	72
BOS HERZEGOV	40	98	60	BURUNDI	59	360	214
MACEDONIA	222	133	78	ANGOLA	11	127	78
TUNISIA	20	61	36	ETHIOPIA	201	985	588
EGYPT	4	76	45	DJIBOUTI	9	70	43
SOUTH AFRICA	114	382	231	KENYA	260	1 077	648
USA	71 945	270 363	163 660	UGANDA	19	374	225
CANADA	4 428	10 320	6 241	TANZANIA	222	1 198	727
MEXICO	853	1 147	693	SEYCHELLES	15	79	48
VENEZUELA	15	120	75	MOZAMBIQUE	8	231	138
PERU	84	395	241	MADAGASCAR	14	160	96
BRAZIL	9 729	42 846	25 914	REUNION	4	121	73
ARGENTINA	5	114	67	MAURITIUS	214	754	447
IRAN	86	69	42	ZAMBIA	310	1 139	691
				ZIMBABWE	236	1 065	635

6 IMPORTS AND EXPORTS (SPECIAL TRADE) BY GROUPS OF THE SITC-REV. III AND BY COUNTRIES OF PRODUCTION AND CONSUMPTION 1993

GROUP COUNTRY	DT = 100 KG	1 000 DM	1 000 \$	GROUP COUNTRY	DT = 100 KG	1 000 DM	1 000 \$
MALAWI	5	52	32	MACEDONIA	237	318	190
SOUTH AFRICA	4 304	26 355	15 903	LIBYA	5	217	129
NAMIBIA	56	290	174	EGYPT	165	452	272
LESOTHO	152	348	215	NIGERIA	48	456	283
USA	111 869	550 269	332 380	MAURITIUS	8	364	214
CANADA	7 195	29 882	18 027	ZAMBIA	106	1 120	673
MEXICO	16 554	58 544	35 435	SOUTH AFRICA	28 446	106 403	64 269
BERMUDA	57	320	198	USA	96 103	283 368	171 341
GUATEMALA	29	368	219	CANADA	25 066	76 759	46 669
EL SALVADOR	30	134	76	MEXICO	118	540	317
COSTA RICA	33	240	142	VENEZUELA	728	1 900	1 117
PANAMA	49	233	139	BRAZIL	3 253	5 523	3 354
CUBA	111	858	521	CHILE	4	96	58
DOMINIC REP	14	823	503	ARGENTINA	65	170	100
GUADELOUPE	7	75	42	CYPRUS	1 443	1 583	959
ANTIGUA	20	91	54	IRAN	10	850	511
MARTINIQUE	21	217	130	ISRAEL	1 215	4 675	2 818
JAMAICA	24	143	82	SAUDI ARABIA	102	995	603
TRINIDAD TOB	71	657	395	QATAR	12	521	314
NETH ANTILL	21	350	210	ARAB EMIRAT	23	283	172
COLOMBIA	946	6 710	4 048	INDIA	3 652	5 985	3 662
VENEZUELA	1 720	11 654	7 052	THAILAND	2 585	4 423	2 644
ECUADOR	138	1 708	1 019	INDONESIA	545	1 280	772
PERU	357	2 318	1 407	MALAYSIA	946	1 531	931
BRAZIL	9 567	69 216	41 693	SINGAPORE	26 283	21 018	12 764
CHILE	2 088	10 564	6 354	CHINA	87 242	64 322	39 186
BOLIVIA	34	323	195	SOUTH KOREA	11 987	18 816	11 452
PARAGUAY	16	165	98	JAPAN	102 645	423 266	256 183
URUGUAY	212	4 315	2 651	TAIWAN	31 243	34 172	20 773
ARGENTINA	1 299	8 105	4 887	HONG KONG	2 752	2 756	1 686
CYPRUS	609	1 796	1 086	AUSTRALIA	1 385	4 352	2 635
LEBANON	1 480	5 305	3 204	NEW ZEALAND	28	116	66
SYRIA	1 699	6 414	3 871	UNID COUNTR	325	159	96
IRAQ	270	234	142	EXPORTS	2 138 931	6 393 081	3 867 229
IRAN	12 290	48 366	29 504	FRANCE	225 457	640 499	387 983
ISRAEL	3 116	14 192	8 571	BELGIUM LUX	166 362	335 574	203 047
JORDAN	1 155	4 645	2 789	NETHERLANDS	130 768	381 397	230 642
SAUDI ARABIA	11 745	52 170	31 517	ITALY	151 149	394 777	239 329
KUWAIT	3 826	15 067	9 055	UNITD KINGDOM	170 857	451 343	273 134
BAHRAIN	671	2 522	1 503	IRELAND	5 967	22 610	13 656
QATAR	486	3 744	2 248	DENMARK	121 382	183 776	111 594
ARAB EMIRAT	4 119	17 335	10 395	GREECE	20 394	54 074	32 712
OMAN	280	2 665	1 597	PORTUGAL	12 374	40 348	24 429
YEMEN	174	1 292	773	SPAIN	108 399	275 294	167 007
PAKISTAN	1 260	4 612	2 758	EU	1 113 109	2 779 692	1 683 533
INDIA	5 155	44 655	27 116	CANARY IS	513	2 059	1 235
BANGLADESH	37	391	231	CEUTA MEL	196	441	265
SRI LANKA	205	701	425	ICELAND	450	1 301	786
MYANMAR	47	457	280	NORWAY	18 615	76 084	46 340
THAILAND	6 722	24 911	15 055	SWEDEN	83 373	185 484	112 273
VIETNAM	48	156	90	FINLAND	20 650	77 117	46 747
CAMBODIA	5	103	63	SWITZERLAND	95 673	300 489	181 677
INDONESIA	3 262	15 187	9 165	AUSTRIA	141 460	352 954	213 541
MALAYSIA	3 093	16 938	10 237	ANDORRA	22	65	39
BRUNEI	123	701	425	GIBRALTAR	6	66	40
SINGAPORE	13 056	41 582	25 145	MALTA	714	2 570	1 565
PHILIPPINES	1 118	6 385	3 846	TURKEY	25 282	89 120	53 814
CHINA	10 209	52 455	31 740	ESTONIA	564	1 487	902
NORTH KOREA	39	166	97	LATVIA	384	1 124	679
SOUTH KOREA	15 477	73 521	44 291	LITHUANIA	1 002	4 389	2 689
JAPAN	7 633	49 576	29 968	POLAND	41 511	105 373	63 628
TAIWAN	12 474	50 870	30 701	CZECH REPUB	27 661	96 248	58 048
HONG KONG	8 627	32 280	19 502	SLOVAKIA	3 932	12 653	7 609
MACAO	21	107	66	HUNGARY	12 858	37 644	22 779
AUSTRALIA	9 297	44 787	27 078	ROMANIA	6 722	13 875	8 407
NEW ZEALAND	2 074	5 526	3 330	BULGARIA	4 069	10 246	6 152
NEW CALEDON	212	344	202	ALBANIA	17	53	31
AM OCEANIA	37	81	47	UKRAINE	3 346	12 487	7 570
FIJI	19	59	36	BELARUS	1 891	8 474	5 124
FR POLYNESIA	17	81	47	MOLDOVA	37	203	121
UNID COUNTR	476	2 026	1 226	RUSSIA	30 227	116 812	70 329
743 PUMPS NES,CENTRIFUGS ETC				KAZAKHSTAN	1 395	6 040	3 630
IMPORTS	1 672 366	3 148 202	1 904 621	TURKMENISTAN	134	200	122
FRANCE	102 446	273 585	165 370	UZBEKISTAN	244	1 479	914
BELGIUM LUX	78 873	167 538	101 518	TADJIKISTAN	56	224	135
NETHERLANDS	40 957	106 424	64 315	KYRGYZSTAN	43	198	121
ITALY	368 304	414 831	251 083	SLOVENIA	35 821	38 141	23 123
UNITD KINGDOM	69 120	204 098	123 563	CROATIA	3 942	13 200	7 991
IRELAND	1 171	11 337	6 821	BOS HERZEGOV	29	58	36
DENMARK	48 131	81 753	49 476	MACEDONIA	892	1 869	1 133
GREECE	194	601	368	MOROCCO	1 671	4 707	2 847
PORTUGAL	3 056	3 961	2 391	ALGERIA	1 689	7 925	4 808
SPAIN	62 640	117 192	70 818	TUNISIA	2 104	7 570	4 593
EU	774 892	1 381 320	835 723	LIBYA	2 363	17 190	10 331
NORWAY	2 398	8 310	5 021	EGYPT	9 686	35 333	21 437
SWEDEN	36 185	90 508	54 705	SUDAN	256	1 416	857
FINLAND	6 518	15 331	9 199	MAURITANIA	176	564	341
SWITZERLAND	58 467	223 882	135 375	MALI	146	227	136
AUSTRIA	188 736	262 728	158 647	BURKINA FASO	242	370	220
TURKEY	15 242	5 196	3 140	CHAD	39	144	86
LITHUANIA	10	73	44	SENEGAL	238	354	209
POLAND	56 779	15 448	9 331	GAMBIA	15	72	42
CZECH REPUB	40 156	16 402	9 892	GUINEA	46	171	102
SLOVAKIA	2 494	922	558	SIERRA LEONE	27	117	74
HUNGARY	10 468	14 083	8 516	LIBERIA	117	246	148
ROMANIA	2 724	1 218	727	CTE D IVOIRE	256	864	515
BULGARIA	351	190	113	GHANA	370	965	573
UKRAINE	422	213	129	BENIN	27	139	85
BELARUS	134	230	139	NIGERIA	7 827	15 826	9 627
RUSSIA	350	783	474	CAMEROON	188	517	305
SLOVENIA	47 261	40 659	24 525	GABON	25	117	67
CROATIA	412	479	291	CONGO	269	112	69
BOS HERZEGOV	1 334	596	610	ZAIRE	269	461	280
				RWANDA	33	97	60

6 IMPORTS AND EXPORTS (SPECIAL TRADE) BY GROUPS OF THE SITC-REV. III AND BY COUNTRIES OF PRODUCTION AND CONSUMPTION 1993

GROUP COUNTRY	DT = 100 KG	1 000 DM	1 000 \$	GROUP COUNTRY	DT = 100 KG	1 000 DM	1 000 \$
BURUNDI	34	132	78	GREECE	571	578	350
ANGOLA	70	195	117	PORTUGAL	7 865	5 095	3 095
ETHIOPIA	274	1 112	665	SPAIN	69 280	65 055	39 376
DJIBOUTI	24	88	53	EU	1 257 381	1 256 926	759 565
SOMALIA	13	53	32	NORWAY	15 772	22 017	13 331
KENYA	1 208	4 845	2 911	SWEDEN	179 014	220 348	133 209
UGANDA	28	362	219	FINLAND	51 431	63 996	38 755
TANZANIA	149	860	518	SWITZERLAND	102 221	259 872	156 854
MOZAMBIQUE	24	133	80	AUSTRIA	291 155	343 161	207 352
MADAGASCAR	59	289	178	MALTA	180	80	50
REUNION	101	347	207	TURKEY	5 238	2 351	1 415
MAURITIUS	353	693	414	POLAND	147 199	36 580	22 110
ZAMBIA	271	2 357	1 410	CZECH REPUBL	117 275	40 218	24 375
ZIMBABWE	505	1 516	923	SLOVAKIA	25 589	8 543	5 139
MALAWI	30	72	41	HUNGARY	43 792	15 166	9 154
SOUTH AFRICA	20 100	71 986	43 653	ROMANIA	7 337	2 440	1 475
NAMIBIA	189	604	375	BULGARIA	39 201	10 746	6 477
LESOTHO	19	96	59	UKRAINE	8 381	1 980	1 199
USA	121 973	586 846	354 047	RUSSIA	3 784	1 383	838
CANADA	7 703	35 629	21 533	SLOVENIA	24 956	14 641	8 872
MEXICO	19 190	68 476	41 430	CROATIA	1 013	814	493
BERMUDA	129	209	122	MACEDONIA	259	238	143
GUATEMALA	191	723	431	EGYPT	1	123	75
HONDURAS	84	465	275	KENYA	33	53	31
EL SALVADOR	72	343	201	SOUTH AFRICA	2 497	1 612	977
NICARAGUA	14	142	86	USA	61 007	71 925	43 523
COSTA RICA	440	1 946	1 150	CANADA	3 617	4 777	2 887
PANAMA	74	471	282	BRAZIL	4 375	4 220	2 564
CUBA	650	3 115	1 888	CYPRUS	175	86	50
HAITI	12	254	152	ISRAEL	118	282	168
DOMINIC REP	90	529	313	KUWAIT		79	46
AM VIRGIN IS	17	1 265	740	ARAB EMIRAT	12	200	118
GUADELOUPE	166	544	319	INDIA	1 228	465	282
ANTIGUA	184	159	99	SRI LANKA	27	136	82
MARTINIQUE	155	440	263	THAILAND		107	65
JAMAICA	22	113	65	SINGAPORE	142	208	126
ST VINCENT	13	58	35	CHINA	47 636	15 114	9 101
TRINIDAD TOB	449	2 990	1 839	SOUTH KOREA	6 419	7 742	4 686
NETH ANTILL	57	310	189	JAPAN	128 155	118 121	71 589
COLOMBIA	1 341	8 006	4 766	TAIWAN	13 131	9 222	5 599
VENEZUELA	2 856	17 391	10 495	HONG KONG	511	485	295
GUYANA	24	82	50	AUSTRALIA	40	89	56
FRENCH GUIAN	15	64	37	NEW ZEALAND	104	127	78
ECUADOR	366	1 592	952	UNID COUNTR	304	179	108
PERU	589	3 944	2 394	EXPORTS	3 328 247	5 120 145	3 096 587
BRAZIL	8 545	39 892	24 022	FRANCE	417 501	621 331	376 535
CHILE	7 444	21 413	12 882	BELGIUM LUX	204 712	295 848	178 721
BOLIVIA	439	2 144	1 296	NETHERLANDS	222 664	338 135	204 116
PARAGUAY	171	888	531	ITALY	192 912	257 442	156 032
URUGUAY	211	1 358	810	UNTD KINGDOM	257 532	386 830	234 179
ARGENTINA	2 417	17 531	10 508	IRELAND	9 377	16 501	10 020
CYPRUS	1 838	5 243	3 137	DENMARK	56 813	85 621	51 920
LEBANON	1 527	4 599	2 763	GREECE	20 825	28 849	17 456
SYRIA	1 787	6 905	4 162	PORTUGAL	26 555	41 972	25 485
IRAN	23 743	76 207	46 020	SPAIN	122 962	198 133	119 996
ISRAEL	13 857	41 916	25 263	EU	1 531 853	2 270 662	1 374 460
JORDAN	2 262	7 089	4 312	CANARY IS	1 411	2 073	1 255
SAUDI ARABIA	11 935	45 964	27 741	ICELAND	3 237	3 077	1 864
KUWAIT	1 398	6 687	5 264	NORWAY	35 391	55 209	33 430
BAHRAIN	337	1 837	1 102	SWEDEN	78 121	145 782	88 028
QATAR	389	6 328	3 828	FINLAND	28 656	56 488	33 951
ARAB EMIRAT	7 445	35 000	21 255	SWITZERLAND	183 403	274 181	165 800
OMAN	1 361	11 758	6 994	AUSTRIA	253 079	374 351	226 663
YEMEN	3 109	14 764	8 943	GIBRALTAR	16	64	39
PAKISTAN	3 366	69 145	41 962	MALTA	346	599	359
INDIA	11 518	692	239	TURKEY	39 630	63 281	38 115
BANGLADESH	73	692	414	ESTONIA	1 293	1 919	1 181
MALDIVES	62	399	239	LATVIA	4 200	3 175	1 893
SRI LANKA	382	2 622	1 604	LITHUANIA	4 319	4 207	2 493
NEPAL	15	89	53	POLAND	61 366	103 663	62 636
MYANMAR	69	362	216	CZECH REPUBL	55 832	90 268	54 770
THAILAND	11 187	39 367	23 711	SLOVAKIA	8 178	17 360	10 420
VIETNAM	237	968	583	HUNGARY	22 037	30 826	18 678
INDONESIA	11 136	50 188	30 436	ROMANIA	7 553	10 940	6 598
MALAYSIA	4 749	18 760	11 305	BULGARIA	4 454	8 765	5 190
BRUNEI	44	501	298	ALBANIA	107	483	287
SINGAPORE	16 061	73 503	44 317	UKRAINE	7 960	9 967	6 011
PHILIPPINES	3 066	12 689	7 690	BELARUS	4 458	7 516	4 477
MONGOLIA	352	472	277	MOLDOVA	54	65	38
CHINA	13 282	71 221	42 982	RUSSIA	54 974	94 650	56 950
NORTH KOREA	41	206	121	GEORGIA	848	2 079	1 287
SOUTH KOREA	22 740	130 882	79 193	AZERBAIJAN	11	53	31
JAPAN	17 155	101 759	61 442	KAZAKHSTAN	2 634	4 967	3 043
TAIWAN	16 111	79 491	48 129	TURKMENISTAN	105	259	159
HONG KONG	9 787	30 366	18 296	UZBEKISTAN	257	905	551
MACAO	32	319	191	SLOVENIA	6 907	13 925	8 424
AUSTRALIA	20 734	76 884	46 456	CROATIA	7 254	15 743	9 539
PAPUA NEW G	10	63	36	MACEDONIA	127	356	219
NEW ZEALAND	2 634	8 936	5 431	MOROCCO	6 041	8 546	5 214
SOLOMON IS	15	69	42	ALGERIA	11 374	21 227	12 873
NEW CALEDON	83	553	333	TUNISIA	4 488	6 319	3 825
VANUATU	3	104	64	LIBYA	3 281	7 019	4 236
FR POLYNESIA	53	284	172	EGYPT	7 730	14 022	8 441
UNID COUNTR	1 580	4 227	2 548	SUDAN	29	90	54
744 MECHANICAL HANDLING EQUIP				MAURITANIA	162	491	299
IMPORTS	2 591 664	2 537 265	1 533 563	MALI	262	450	273
FRANCE	508 515	407 460	246 626	NIGER	85	269	159
BELGIUM LUX	55 436	41 788	25 279	CHAD	16	55	32
NETHERLANDS	137 286	186 189	112 564	SENEGAL	47	112	66
ITALY	219 316	192 201	116 133	GUINEA	40	103	64
UNTD KINGDOM	152 839	159 127	96 456	SIERRA LEONE	80	124	74
IRELAND	12 989	10 956	6 588	CTE D IVOIRE	382	705	425
DENMARK	93 284	188 477	113 098	GHANA	2 016	2 211	1 342
				BENIN	136	170	100

6 IMPORTS AND EXPORTS (SPECIAL TRADE) BY GROUPS OF THE SITC-REV. III AND BY COUNTRIES OF PRODUCTION AND CONSUMPTION 1993

GROUP COUNTRY	DT = 100 KG	1 000 DM	1 000 \$	GROUP COUNTRY	DT = 100 KG	1 000 DM	1 000 \$
NIGERIA	6 031	13 491	8 111	CANARY IS	95	202	121
CAMEROON	722	1 011	610	ICELAND	30	524	309
S TOME PRINC	199	163	96	NORWAY	4 597	5 108	3 101
GABON	246	703	423	SWEDEN	17 039	79 945	48 308
CONGO	82	403	244	FINLAND	12 310	23 429	14 014
ZAIRE	725	834	504	SWITZERLAND	69 079	377 870	228 281
RWANDA	132	312	191	AUSTRIA	44 647	97 995	59 365
ANGOLA	262	513	311	MALTA	66	816	492
ETHIOPIA	125	350	212	TURKEY	319	1 179	723
DJIBOUTI	20	85	51	LITHUANIA	26	74	45
KENYA	807	1 640	998	POLAND	12 283	6 327	3 825
UGANDA	334	392	240	CZECH REPUB	21 327	14 667	8 877
TANZANIA	548	1 310	798	SLOVAKIA	2 506	2 055	1 230
SEYCHELLES	13	66	41	HUNGARY	8 879	8 483	5 109
MADAGASCAR	980	1 313	821	ROMANIA	492	634	383
REUNION	1 420	1 882	1 123	BULGARIA	810	877	531
MAURITIUS	908	1 305	786	UKRAINE	22	52	31
ZAMBIA	249	494	307	RUSSIA	1 033	3 196	1 936
ZIMBABWE	563	1 381	837	SLOVENIA	6 395	5 859	3 553
MALAWI	106	424	255	CROATIA	2 321	2 058	1 254
SOUTH AFRICA	18 468	32 026	19 335	MACEDONIA	294	136	84
NAMIBIA	173	273	168	GHANA	22	391	230
BOTSWANA	24	81	49	SOUTH AFRICA	1 232	844	507
USA	145 819	245 117	148 023	USA	48 217	224 995	136 482
CANADA	12 009	23 711	14 400	CANADA	2 260	6 430	3 880
MEXICO	20 837	46 059	27 822	MEXICO	14	78	47
BERMUDA	226	415	257	COLOMBIA	132	301	177
GUATEMALA	1 726	2 180	1 287	VENEZUELA	230	241	146
BELIZE	117	586	356	BRAZIL	3 401	16 810	10 179
HONDURAS	61	187	113	ARGENTINA	46	79	49
EL SALVADOR	54	227	137	CYPRUS	477	2 889	1 704
NICARAGUA	6	289	175	ISRAEL	1 236	3 030	1 847
COSTA RICA	546	2 173	1 298	KUWAIT	61	404	246
PANAMA	779	2 292	1 411	INDIA	95	141	84
CUBA	499	461	277	SRI LANKA	80	1 440	867
DOMINIC REP	398	1 015	597	THAILAND	355	646	393
MARTINIQUE	594	773	476	INDONESIA	231	407	248
JAMAICA	241	452	269	MALAYSIA	510	5 431	3 259
TRINIDAD TOB	2 252	3 486	2 125	SINGAPORE	112	429	255
NETH ANTILL	634	273	168	CHINA	12 257	19 183	11 531
COLOMBIA	707	2 239	1 343	SOUTH KOREA	274	914	545
VENEZUELA	6 466	15 022	9 051	JAPAN	14 796	116 794	70 530
GUYANA	78	276	167	TAIWAN	16 262	33 690	20 464
ECUADOR	471	1 735	1 034	HONG KONG	1 328	5 267	3 160
PERU	399	1 484	905	AUSTRALIA	253	1 685	1 029
BRAZIL	8 323	24 263	14 621	NEW ZEALAND	86	750	457
CHILE	6 629	10 348	6 292	UNID COUNTR	32	207	127
BOLIVIA	371	330	197				
PARAGUAY	159	54	32	EXPORTS	1 497 026	7 157 191	4 327 168
URUGUAY	2 943	1 465	887	FRANCE	155 535	680 552	411 349
ARGENTINA	8 840	13 109	7 888	BELGIUM LUX	80 765	302 389	183 092
CYPRUS	1 041	1 822	1 101	NETHERLANDS	78 763	353 257	213 491
LEBANON	2 109	3 447	2 093	ITALY	61 642	318 022	192 899
SYRIA	2 071	5 374	3 187	UNTD KINGDOM	88 993	486 473	294 298
IRAN	153 913	105 914	64 063	IRELAND	4 461	34 712	20 821
ISRAEL	26 138	37 109	22 431	DENMARK	24 190	113 351	68 778
JORDAN	2 991	4 725	2 870	GREECE	9 523	60 028	30 279
SAUDI ARABIA	39 436	61 022	37 169	PORTUGAL	9 890	60 955	36 846
KUWAIT	6 439	8 891	5 415	SPAIN	40 990	193 400	117 266
BAHRAIN	3 334	5 346	3 238	EU	554 752	2 593 139	1 569 119
QATAR	778	1 541	919	CANARY IS	978	4 451	2 663
ARAB EMIRAT	16 230	16 099	9 710	ICELAND	600	2 441	1 481
OMAN	1 017	1 514	925	NORWAY	24 233	68 641	41 677
YEMEN	2 336	3 313	1 990	SWEDEN	34 385	133 756	80 970
PAKISTAN	9 763	15 282	9 130	FINLAND	17 929	59 360	35 881
INDIA	8 265	12 813	7 711	SWITZERLAND	71 354	323 080	195 472
BANGLADESH	497	1 327	798	AUSTRIA	110 837	385 042	233 171
MALDIVES	253	671	415	FAEROE IS	11	57	36
SRI LANKA	2 725	3 262	1 955	ANDORRA	52	101	59
NEPAL	1 371	1 350	811	MALTA	568	3 498	2 117
THAILAND	20 589	36 665	22 107	TURKEY	40 999	146 955	88 247
VIETNAM	3 196	5 111	3 015	ESTONIA	299	2 115	1 266
INDONESIA	15 127	28 348	17 285	LATVIA	1 168	2 350	1 426
MALAYSIA	16 136	28 352	17 131	LITHUANIA	343	2 564	1 550
BRUNEI	486	540	331	POLAND	39 004	142 247	86 074
SINGAPORE	26 842	34 808	20 920	CZECH REPUB	25 626	137 771	83 603
PHILIPPINES	5 795	13 971	8 351	SLOVAKIA	6 889	27 154	16 399
CHINA	63 668	129 316	77 913	HUNGARY	17 408	77 109	46 750
NORTH KOREA	36	107	63	ROMANIA	6 883	36 121	21 779
SOUTH KOREA	46 640	102 857	62 280	BULGARIA	2 606	13 738	8 306
JAPAN	27 542	62 383	37 822	ALBANIA	13	81	48
TAIWAN	58 208	97 886	59 451	UKRAINE	8 755	24 656	14 846
HONG KONG	34 731	51 560	31 097	BELARUS	4 524	25 512	15 548
MACAO	1 296	1 997	1 206	MOLDOVA	51	303	189
AUSTRALIA	22 991	39 746	23 992	RUSSIA	15 613	105 595	63 448
PAPUA NEW G	116	215	126	KAZAKHSTAN	1 365	12 028	7 144
NEW ZEALAND	1 049	2 774	1 673	TURKMENISTAN	21	264	160
NEW CALEDON	58	144	87	UZBEKISTAN	696	5 861	3 603
FR POLYNESIA	78	161	100	TADJIKISTAN	9	126	79
UNID COUNTR	1 193	1 849	1 115	SLOVENIA	4 187	23 718	14 322
				CROATIA	4 687	23 580	14 251
				MACEDONIA	3 684	6 849	4 188
745 OTH.NONELEC MCH,TOOL,NES				MOROCCO	2 655	28 235	16 776
IMPORTS	578 901	1 836 074	1 110 277	ALGERIA	432	10 878	6 724
FRANCE	50 483	93 530	56 622	TUNISIA	914	5 948	3 571
BELGIUM LUX	16 930	26 658	16 162	LIBYA	1 098	9 908	5 974
NETHERLANDS	38 794	111 950	67 541	EGYPT	7 489	24 675	14 891
ITALY	114 769	355 484	214 830	SUDAN	124	1 305	802
UNTD KINGDOM	21 211	96 886	58 671	MAURITANIA	4	74	45
IRELAND	1 958	4 415	2 678	MALI	42	270	163
DENMARK	18 517	52 479	31 815	BURKINA FASO	10	224	133
GREECE	422	1 299	794	NIGER	45	116	69
PORTUGAL	803	1 917	1 167	CHAD	5	58	33
SPAIN	5 653	16 121	9 754	CAPE VERDE	64	93	56
EU	269 540	760 739	460 034	SENEGAL	150	1 393	843

6 IMPORTS AND EXPORTS (SPECIAL TRADE) BY GROUPS OF THE SITC-REV. III AND BY COUNTRIES OF PRODUCTION AND CONSUMPTION 1993

GROUP COUNTRY	DT = 100 KG	1 000 DM	1 000 \$	GROUP COUNTRY	DT = 100 KG	1 000 DM	1 000 \$
GAMBIA	5	149	88	FIJI	18	89	56
GUINEA	84	550	334	TONGA	16	68	42
SIERRA LEONE	9	71	44	WEST SAMOA	30	87	52
LIBERIA	8	211	125	FR POLYNESIA	54	317	191
CTE D IVOIRE	264	1 320	802	UNID COUNTR	976	4 686	2 837
GHANA	1 175	6 911	4 180	746 BALL OR ROLLER BEARINGS			
Togo	14	177	105	IMPORTS	639 058	1 319 314	798 650
BENIN	13	266	160	FRANCE	101 808	198 827	120 362
NIGERIA	2 364	20 749	12 508	BELGIUM LUX	1 810	3 907	2 362
CAMEROON	343	3 267	1 990	NETHERLANDS	32 638	55 534	33 738
CENT AFR REP	3	84	51	ITALY	104 581	212 989	129 191
GABON	438	2 470	1 471	UNTD KINGDOM	51 811	152 471	92 106
CONGO	23	316	192	IRELAND	1 033	1 715	1 037
ZAIRE	95	1 373	839	DENMARK	436	998	608
RWANDA	62	696	432	GREECE	37	90	54
BURUNDI	22	146	85	PORTUGAL	3 447	17 377	10 673
ANGOLA	35	336	201	SPAIN	12 116	23 082	13 929
ETHIOPIA	419	3 068	1 839	EU	309 717	666 990	404 060
DJIBOUTI	34	138	80	NORWAY	1 470	1 107	666
KENYA	768	4 623	2 779	SWEDEN	28 008	64 064	38 749
UGANDA	64	794	478	FINLAND	758	982	592
TANZANIA	143	2 159	1 323	SWITZERLAND	13 231	47 638	28 798
SEYCHELLES	27	231	140	AUSTRIA	58 801	118 980	71 948
MOZAMBIQUE	15	133	77	TURKEY	219	389	233
MADAGASCAR	84	469	284	POLAND	8 165	8 282	5 017
REUNION	295	2 125	1 263	CZECH REPUB	2 859	5 674	3 440
MAURITIUS	232	1 807	1 086	SLOVAKIA	9 189	9 106	5 485
ZAMBIA	295	4 400	2 650	HUNGARY	16 479	14 640	8 864
ZIMBABWE	659	5 265	3 247	ROMANIA	16 367	14 045	8 470
MALAWI	146	1 553	925	BULGARIA	171	179	108
SOUTH AFRICA	17 689	73 843	44 482	UKRAINE	2 493	1 969	1 206
NAMIBIA	220	1 376	820	BELARUS	994	875	527
BOTSWANA	5	75	45	RUSSIA	17 756	7 637	4 619
USA	118 721	660 192	398 380	SLOVENIA	619	2 303	1 374
CANADA	16 764	66 705	40 389	SOUTH AFRICA	106	227	141
MEXICO	26 880	130 610	78 543	USA	18 596	65 263	39 420
GUATEMALA	766	6 390	3 829	CANADA	5 868	13 567	8 240
BELIZE	116	839	511	MEXICO	187	203	123
HONDURAS	112	1 142	694	BRAZIL	1 992	5 769	3 498
EL SALVADOR	122	1 145	695	ISRAEL	21	71	42
COSTA RICA	702	5 367	3 232	ARAB EMIRAT	42	180	109
PANAMA	200	1 975	1 206	INDIA	393	335	199
CUBA	138	1 385	831	THAILAND	959	16 534	9 924
DOMINIC REP	185	1 334	812	MALAYSIA	223	556	330
GUADELOUPE	75	358	215	SINGAPORE	373	1 683	1 008
ANTIGUA	180	281	174	CHINA	15 781	14 383	8 706
DOMINICA	21	118	72	SOUTH KOREA	3 111	5 161	3 113
MARTINIQUE	98	493	298	JAPAN	88 856	207 997	125 980
JAMAICA	788	3 473	2 122	TAIWAN	13 711	19 209	11 668
ST LUCIA	9	66	41	HONG KONG	241	479	288
ST VINCENT	3	71	44	AUSTRALIA	1 136	2 554	1 536
BARBADOS	8	92	55	UNID COUNTR	82	159	97
TRINIDAD TOB	78	1 232	754	EXPORTS	874 377	2 219 951	1 344 052

6 IMPORTS AND EXPORTS (SPECIAL TRADE) BY GROUPS OF THE SITC-REV. III AND BY COUNTRIES OF PRODUCTION AND CONSUMPTION 1993

GROUP COUNTRY	DT = 100 KG	1 000 DM	1 000 \$	GROUP COUNTRY	DT = 100 KG	1 000 DM	1 000 \$
ZAIRE	132	371	222	INDONESIA	187	403	242
ETHIOPIA	189	720	430	SINGAPORE	458	940	562
KENYA	51	306	183	PHILIPPINES	85	4 647	2 807
TANZANIA	31	183	113	CHINA	14 725	6 254	3 789
MADAGASCAR	16	67	38	SOUTH KOREA	1 007	1 818	1 095
ZAMBIA	14	120	73	JAPAN	11 300	81 797	49 493
ZIMBABWE	32	194	120	TAIWAN	8 714	19 659	11 878
SOUTH AFRICA	12 850	31 978	19 301	HONG KONG	66	683	419
USA	79 820	225 246	136 247	AUSTRALIA	166	752	459
CANADA	13 998	33 532	20 316	NEW ZEALAND	36	159	94
MEXICO	2 988	8 569	5 167	UNID COUNTR	50	146	90
COSTA RICA	72	306	173				
PANAMA	29	151	93	EXPORTS	1 192 371	4 667 722	2 825 858
MARTINIQUE	7	60	30				
JAMAICA	2	95	54	FRANCE	155 128	549 035	333 143
COLOMBIA	307	1 352	819	BELGIUM LUX	79 484	294 213	178 559
VENEZUELA	1 351	4 295	2 586	NETHERLANDS	117 343	397 787	240 958
ECUADOR	128	847	507	ITALY	116 528	414 492	251 581
PERU	216	666	401	UNTD KINGDOM	70 536	274 918	166 603
BRAZIL	17 406	50 587	30 525	IRELAND	1 563	10 333	6 242
CHILE	1 773	2 700	1 638	DENMARK	28 216	96 786	58 695
PARAGUAY	22	93	55	GREECE	12 054	38 446	23 285
URUGUAY	43	139	81	PORTUGAL	5 125	22 941	13 897
ARGENTINA	5 025	13 092	7 876	SPAIN	24 240	113 758	68 977
CYPRUS	12	76	41	EU	610 217	2 212 709	1 341 940
LEBANON	465	1 310	786	CANARY IS	394	1 932	1 164
SYRIA	3 991	3 430	2 074	ICELAND	419	1 375	830
IRAN	7 528	8 234	4 983	NORWAY	10 242	46 669	28 197
ISRAEL	1 522	6 008	3 628	SWEDEN	22 465	116 702	70 594
JORDAN	558	573	349	FINLAND	12 588	51 036	30 860
SAUDI ARABIA	1 107	4 957	2 982	SWITZERLAND	59 229	240 964	145 780
KUWAIT	287	1 134	688	AUSTRIA	92 833	373 350	226 078
BAHRAIN	19	70	42	ANDORRA	30	154	94
QATAR	12	93	59	MALTA	693	2 445	1 461
ARAB EMIRAT	6 405	11 146	6 719	TURKEY	11 457	59 540	35 881
OMAN	33	414	250	ESTONIA	94	228	135
YEMEN	75	356	219	LATVIA	494	1 854	1 115
PAKISTAN	1 236	2 924	1 758	LITHUANIA	123	423	252
INDIA	7 578	23 445	14 119	POLAND	30 499	90 057	54 404
BANGLADESH	22	91	55	CZECH REPUB	14 641	70 915	42 732
SRI LANKA	35	133	79	SLOVAKIA	11 463	32 979	19 893
MYANMAR	15	122	74	HUNGARY	8 441	33 335	20 109
THAILAND	389	1 031	625	ROMANIA	763	3 562	2 150
INDONESIA	498	1 749	1 053	BULGARIA	1 301	5 567	3 374
MALAYSIA	1 765	1 504	894	ALBANIA	71	318	185
SINGAPORE	37 294	83 074	50 081	UKRAINE	954	4 478	2 705
PHILIPPINES	117	652	390	BELARUS	609	3 208	1 923
CHINA	5 682	20 650	12 482	RUSSIA	23 362	70 873	42 687
NORTH KOREA	13	68	41	AZERBAIJAN	17	109	66
SOUTH KOREA	21 318	53 200	32 109	KAZAKHSTAN	556	3 171	1 878
JAPAN	10 363	30 432	18 453	UZBEKISTAN	2 908	9 059	5 550
TAIWAN	7 362	18 513	11 164	KYRGHYZSTAN	4	89	54
HONG KONG	1 676	4 781	2 900	SLOVENIA	3 970	16 021	9 700
AUSTRALIA	8 092	21 539	13 022	CROATIA	1 996	10 070	6 079
NEW ZEALAND	336	429	257	MACEDONIA	84	766	466
UNID COUNTR	480	1 439	872	MOROCCO	579	2 829	1 710
				ALGERIA	2 102	9 412	5 640
				TUNISIA	247	1 457	878
				LIBYA	4 213	17 889	10 816
				EGYPT	3 410	17 011	10 236
				SUDAN	144	509	303
				CAPE VERDE	14	47	30
				SENEGAL	62	281	165
				CTE D IVOIRE	3	139	83
				GHANA	195	526	316
				BENIN	25	87	53
				NIGERIA	965	6 671	4 027
				CAMEROON	87	302	178
				GABON	356	2 099	1 280
				CONGO	3	55	31
				ZAIRE	47	200	122
				BURUNDI	169	158	95
				ETHIOPIA	74	501	296
				DJIBOUTI	15	126	75
				KENYA	211	841	500
				UGANDA	47	162	99
				TANZANIA	141	379	226
				SEYCHELLES	25	147	87
				MADAGASCAR	20	81	50
				MAURITIUS	116	358	218
				ZAMBIA	9	185	110
				ZIMBABWE	5	121	75
				SOUTH AFRICA	5 954	45 867	27 801
				NAMIBIA	191	588	359
				USA	54 005	308 528	186 511
				CANADA	8 094	27 062	16 382
				MEXICO	4 977	31 164	18 917
				BERMUDA	19	90	55
				GUATEMALA	149	1 027	617
				EL SALVADOR	16	149	87
				COSTA RICA	40	403	241
				PANAMA	95	428	257
				CUBA	6	68	41
				GUADELOUPE	8	95	54
				ANTIGUA	14	134	80
				MARTINIQUE	7	68	37
				JAMAICA	6	616	366
				ST LUCIA	32	95	56
				BARBADOS	69	203	123
				TRINIDAD TOB	97	618	368
				GRENADA	28	63	38
				ARUBA	29	54	32
				NETH ANTILL	51	224	136
				COLOMBIA	382	2 376	1 440
				VENEZUELA	3 561	13 225	8 087
				SURINAME	15	55	30
747 TAPS, COCKS, VALVES, ETC.							
IMPORTS	914 481	2 340 821	1 416 350				
FRANCE	129 799	277 894	168 242				
BELGIUM LUX	37 160	140 497	85 126				
NETHERLANDS	40 330	113 121	68 494				
ITALY	279 249	512 502	309 874				
UNTD KINGDOM	37 287	110 757	66 889				
IRELAND	495	3 631	2 186				
DENMARK	44 482	135 927	82 643				
GREECE	1 900	2 056	1 251				
PORTUGAL	4 625	5 055	3 080				
SPAIN	31 989	46 879	28 353				
EU	607 316	1 348 319	816 138				
NORWAY	3 080	5 610	3 415				
SWEDEN	12 067	46 584	28 140				
FINLAND	15 460	45 581	27 548				
SWITZERLAND	45 588	255 960	154 814				
AUSTRIA	46 511	134 455	81 984				
MALTA	33	243	149				
TURKEY	4 401	8 027	4 817				
ESTONIA	79	54	34				
POLAND	18 773	17 865	10 841				
CZECH REPUB	31 245	18 158	10 979				
SLOVAKIA	272	303	180				
HUNGARY	12 829	23 784	14 350				
ROMANIA	2 097	621	374				
BULGARIA	1 399	1 525	925				
RUSSIA	2 901	2 073	1 265				
SLOVENIA	18 346	20 771	12 567				
CROATIA	2 752	1 669	1 011				
BOS HERZEGOV	251	108	66				
MACEDONIA	1 692	1 004	616				
EGYPT	9	272	165				
SOUTH AFRICA	131	722	431				
USA	35 487	262 664	158 801				
CANADA	2 794	7 941	4 795				
MEXICO	28	203	121				
BRAZIL	6 596	7 604	4 610				
ARGENTINA	12	129	78				
CYPRUS	1	706	431				
SYRIA	26	90	53				
ISRAEL	1 044	3 657	2 203				
KUWAIT	2	120	71				
BAHRAIN	9	235	139				
ARAB EMIRAT	36	274	162				
INDIA	2 195	3 253	1 961				
THAILAND	1 986	2 650	1 587				

6 IMPORTS AND EXPORTS (SPECIAL TRADE) BY GROUPS OF THE SITC-REV. III AND BY COUNTRIES OF PRODUCTION AND CONSUMPTION 1993

GROUP COUNTRY	DT = 100 KG	1 000 DM	1 000 \$	GROUP COUNTRY	DT = 100 KG	1 000 DM	1 000 \$
ECUADOR	47	567	334	HONG KONG	122	336	196
PERU	306	1 623	986	AUSTRALIA	8 027	3 128	1 894
BRAZIL	3 754	26 494	16 023	UNID COUNTR	94	132	80
CHILE	1 480	5 775	3 489	EXPORTS	2 441 687	4 038 088	2 443 172
BOLIVIA	79	515	312	FRANCE	316 095	457 533	277 246
PARAGUAY	9	128	72	BELGIUM LUX	204 486	162 236	92 234
URUGUAY	271	2 597	1 595	NETHERLANDS	121 932	247 332	149 628
ARGENTINA	1 750	7 936	4 783	ITALY	96 064	252 448	152 983
CYPRUS	948	4 146	2 495	UNTD KINGDOM	212 551	294 726	178 249
LEBANON	3 512	11 114	6 686	IRELAND	4 736	8 891	5 383
SYRIA	4 000	8 143	4 904	DENMARK	54 183	97 737	59 179
IRAN	21 473	50 363	30 428	GREECE	6 342	20 365	12 350
ISRAEL	8 076	20 933	12 644	PORTUGAL	4 541	19 775	11 961
JORDAN	2 006	7 026	4 236	SPAIN	141 602	131 760	79 712
SAUDI ARABIA	32 165	98 096	59 333	EU	1 162 592	1 682 803	1 018 925
KUWAIT	4 859	19 218	11 618	CANARY IS	145	612	371
BAHRAIN	837	3 378	2 034	CEUTA MEL	372	1 264	763
QATAR	651	2 018	1 215	ICELAND	230	701	419
ARAB EMIRAT	12 045	36 297	21 967	NORWAY	21 019	57 334	34 712
OMAN	1 507	5 366	3 214	SWEDEN	131 422	158 005	95 433
YEMEN	355	722	436	FINLAND	36 663	71 356	43 133
PAKISTAN	1 311	6 356	3 874	SWITZERLAND	78 047	165 968	100 371
INDIA	2 574	18 777	11 323	AUSTRIA	221 098	285 729	172 929
BANGLADESH	118	781	463	MALTA	93	338	208
MALDIVES	47	256	155	TURKEY	10 110	34 049	20 543
SRI LANKA	147	752	450	LATVIA	23	113	64
NEPAL	27	108	64	LITHUANIA	289	395	232
THAILAND	7 805	25 670	15 478	POLAND	12 340	26 196	15 863
VIETNAM	38	363	224	CZECH REPUBL	17 802	20 515	12 412
CAMBODIA	1	59	37	SLOVAKIA	2 361	3 578	2 141
INDONESIA	3 201	10 963	6 580	HUNGARY	12 899	19 407	11 773
MALAYSIA	2 366	10 575	6 407	ROMANIA	2 061	9 576	5 829
BRUNEI	87	365	216	BULGARIA	969	3 313	1 999
SINGAPORE	8 081	36 026	21 759	UKRAINE	2 311	6 843	4 167
PHILIPPINES	1 049	5 401	3 222	BELARUS	720	3 433	2 088
CHINA	5 245	33 178	20 144	MOLDOVA	8	139	83
NORTH KOREA	11	197	120	RUSSIA	15 051	60 329	36 962
SOUTH KOREA	9 647	52 190	31 451	AZERBAIJAN	21	89	56
JAPAN	6 728	42 705	25 820	KAZAKHSTAN	610	1 916	1 154
TAIWAN	10 805	43 425	26 207	SLOVENIA	3 673	7 279	4 397
HONG KONG	9 210	40 445	24 502	CROATIA	1 267	4 769	2 900
MACAO	10	83	51	SERB MONTNEG	36	107	64
AUSTRALIA	7 276	55 425	33 477	MACEDONIA	125	638	384
AUST OCEANIA	14	57	35	MOROCCO	839	2 882	1 747
NEW ZEALAND	1 012	5 519	3 319	ALGERIA	1 766	7 220	4 316
NEW CALEDON	26	213	126	TUNISIA	1 072	4 223	2 552
FIJI	45	139	83	LIBYA	1 495	8 821	5 323
FR POLYNESIA	21	69	42	EGYPT	3 751	13 772	8 317
UNID COUNTR	1 126	4 570	2 761	SUDAN	134	531	322
748 TRANSMISSIONS SHAFTS ETC				MAURITANIA	200	661	402
IMPORTS	1 092 059	1 269 733	768 006	MALI	13	77	45
FRANCE	121 919	157 133	94 830	SENEGAL	154	278	163
BELGIUM LUX	29 455	38 199	23 142	GAMBIA	16	101	59
NETHERLANDS	38 930	30 052	18 229	GUINEA	450	952	561
ITALY	188 315	189 515	114 486	SIERRA LEONE	12	73	44
UNTD KINGDOM	74 245	78 520	47 497	CTE D IVOIRE	228	650	395
IRELAND	409	2 022	1 232	GHANA	144	638	385
DENMARK	18 606	18 615	11 330	NIGERIA	1 703	8 117	4 904
GREECE	135	239	147	CAMEROON	35	162	94
PORTUGAL	4 908	3 453	2 067	GABON	69	327	196
SPAIN	70 707	39 609	24 005	CONGO	24	91	53
EU	547 629	557 357	336 965	ZAIRE	79	238	141
NORWAY	3 768	6 246	3 759	RWANDA	26	115	69
SWEDEN	43 892	37 645	22 770	BURUNDI	16	114	64
FINLAND	4 883	12 515	7 577	ETHIOPIA	105	607	359
SWITZERLAND	52 812	130 431	79 026	KENYA	348	1 700	1 021
AUSTRIA	88 105	135 601	82 219	UGANDA	29	177	102
MALTA	76	104	66	TANZANIA	154	1 151	697
TURKEY	13 771	4 294	2 591	MOZAMBIQUE	3	89	51
LATVIA	6 728	1 463	881	MADAGASCAR	97	412	246
POLAND	32 184	13 854	8 361	MAURITIUS	30	202	120
CZECH REPUBL	63 527	27 773	16 812	ZAMBIA	119	798	480
SLOVAKIA	2 927	1 564	945	ZIMBABWE	640	1 774	1 068
HUNGARY	8 267	6 056	3 675	SOUTH AFRICA	21 060	52 990	32 030
ROMANIA	3 283	3 643	2 199	NAMIBIA	25	187	113
BULGARIA	593	381	232	USA	370 147	540 346	326 541
RUSSIA	5 955	1 526	907	CANADA	23 433	50 786	30 725
SLOVENIA	8 691	5 173	3 139	ST PIERRE	5	50	30
CROATIA	246	561	337	MEXICO	37 524	50 246	30 405
MACEDONIA	24	141	87	GUATEMALA	119	489	296
SOUTH AFRICA	5 223	4 323	2 605	HONDURAS	75	194	110
USA	48 183	106 256	64 211	EL SALVADOR	73	302	180
CANADA	1 920	4 907	2 948	COSTA RICA	336	1 197	731
MEXICO	403	751	455	PANAMA	17	107	66
BAHAMAS	35	51	31	CUBA	33	159	94
BRAZIL	17 613	14 913	9 002	DOMINIC REP	31	180	105
CHILE	40	202	126	GUADELOUPE	27	145	82
ARGENTINA	582	766	458	MARTINIQUE	21	106	59
IRAN	340	440	258	JAMAICA	29	180	108
ISRAEL	235	369	220	TRINIDAD TOB	269	906	553
JORDAN	9	194	114	NETH ANTILL	30	187	111
SAUDI ARABIA	53	343	206	COLOMBIA	1 264	4 465	2 691
ARAB EMIRAT	45	71	43	VENEZUELA	3 962	16 165	9 774
INDIA	6 916	3 155	1 898	SURINAME	9	101	61
THAILAND	1 946	1 548	940	ECUADOR	399	2 618	1 591
INDONESIA	68	163	100	PERU	637	2 533	1 531
MALAYSIA	14	170	101	BRAZIL	18 413	55 132	33 282
SINGAPORE	2 080	5 575	3 380	CHILE	4 158	13 617	8 260
PHILIPPINES	16	150	87	BOLIVIA	69	304	180
CHINA	36 615	15 333	9 267	PARAGUAY	30	209	128
SOUTH KOREA	1 777	2 036	1 223	URUGUAY	623	2 141	1 295
JAPAN	63 680	149 490	90 405	ARGENTINA	2 663	7 664	4 629
TAIWAN	8 212	8 176	4 954	CYPRUS	249	889	533
				LEBANON	1 235	5 184	3 116

6 IMPORTS AND EXPORTS (SPECIAL TRADE) BY GROUPS OF THE SITC-REV. III AND BY COUNTRIES OF PRODUCTION AND CONSUMPTION 1993

GROUP COUNTRY	DT = 100 KG	1 000 DM	1 000 \$	GROUP COUNTRY	DT = 100 KG	1 000 DM	1 000 \$
SYRIA	2 454	8 780	5 283	PORTUGAL	3 494	16 088	9 762
IRAQ	89	195	118	SPAIN	20 943	132 680	80 238
IRAN	14 217	28 686	17 336	EU	432 954	1 186 360	718 188
ISRAEL	3 502	14 427	8 733	CANARY IS	137	704	425
JORDAN	1 495	6 272	3 779	CEUTA MEL	101	654	395
SAUDI ARABIA	6 664	25 128	15 217	ICELAND	608	2 482	1 507
KUWAIT	944	6 119	3 702	NORWAY	17 349	54 640	33 087
BAHRAIN	158	753	451	SWEDEN	51 812	139 294	84 249
QATAR	169	765	456	FINLAND	15 616	40 304	24 352
ARAB EMIRAT	2 465	10 059	6 096	SWITZERLAND	112 420	333 085	201 266
OMAN	186	1 603	971	AUSTRIA	115 829	374 193	226 330
YEMEN	44	228	140	ANDORRA	16	53	32
AFGHANISTAN	8	52	31	MALTA	927	12 325	7 427
PAKISTAN	4 758	9 494	5 772	TURKEY	16 925	40 783	24 632
INDIA	27 572	67 203	40 768	ESTONIA	369	1 276	766
BANGLADESH	58	283	172	LATVIA	493	1 683	1 015
SRI LANKA	43	183	111	LITHUANIA	1 082	3 190	1 909
NEPAL	24	67	40	POLAND	22 395	65 769	39 747
MYANMAR	54	344	208	CZECH REPUBL	21 824	69 055	41 699
THAILAND	10 926	19 505	11 775	SLOVAKIA	2 451	9 907	5 938
INDONESIA	4 131	12 517	7 547	HUNGARY	14 759	44 012	26 589
MALAYSIA	2 133	8 112	4 889	ROMANIA	1 614	6 757	4 090
BRUNEI	5	143	85	BULGARIA	1 091	4 145	2 504
SINGAPORE	20 998	57 492	34 728	ALBANIA	61	193	117
PHILIPPINES	938	3 469	2 081	UKRAINE	871	3 494	2 109
CHINA	13 980	33 200	20 005	BELARUS	634	1 799	1 093
NORTH KOREA	13	98	57	RUSSIA	4 442	28 548	17 064
SOUTH KOREA	37 085	77 939	47 069	AZERBAIJAN	28	454	277
JAPAN	14 963	48 345	29 218	KAZAKHSTAN	152	735	439
TAIWAN	9 113	28 562	17 228	TURKMENISTAN	14	79	48
HONG KONG	3 559	14 301	8 601	UZBEKISTAN	69	1 616	997
AUSTRALIA	20 146	52 344	31 689	SLOVENIA	4 242	17 354	10 429
PAPUA NEW G	125	333	203	CROATIA	3 569	10 506	6 359
NEW ZEALAND	1 848	3 672	2 213	SERB MONTNEG	69	239	140
NEW CALEDON	12	65	40	MACEDONIA	193	829	501
UNID COUNTR	1 564	3 104	1 874	MOROCCO	936	3 530	2 144
749 NON-ELECT MACH.PARTS,ETC				ALGERIA	1 837	6 086	3 629
IMPORTS	393 970	1 115 998	675 034	TUNISIA	1 208	4 178	2 529
FRANCE	76 081	174 396	105 474	LIBYA	4 455	8 749	5 319
BELGIUM LUX	19 246	56 642	34 311	EGYPT	3 107	13 187	7 960
NETHERLANDS	18 321	53 300	32 270	SUDAN	100	494	300
ITALY	37 312	134 708	81 339	MAURITANIA	38	164	99
UNTD KINGDOM	20 580	56 453	34 213	MALI	21	75	44
IRELAND	510	3 978	2 403	BURKINA FASO	70	237	145
DENMARK	5 306	32 604	19 717	NIGER	26	85	52
GREECE	484	8 385	5 081	CHAD	26	87	55
PORTUGAL	4 961	22 169	13 407	CAPE VERDE	15	52	32
SPAIN	9 664	27 879	16 943	SENEGAL	55	199	120
EU	190 465	570 514	345 158	GAMBIA	37	122	72
CANARY IS	7	201	125	GUINEA	37	135	82
NORWAY	1 715	4 852	2 935	SIERRA LEONE	73	281	170
SWEDEN	9 121	18 018	10 888	CTE D IVOIRE	91	361	217
FINLAND	1 221	4 000	2 431	GHANA	691	1 493	899
SWITZERLAND	50 064	157 805	95 446	TOGO	32	104	62
AUSTRIA	46 175	163 722	98 952	BENIN	27	90	54
MALTA	33	1 235	745	NIGERIA	1 738	6 772	4 114
TURKEY	465	988	597	CAMEROON	136	508	302
POLAND	20 632	12 632	7 676	CENT AFR REP	23	69	42
CZECH REPUBL	20 893	16 712	10 087	GABON	28	118	74
SLOVAKIA	2 297	1 084	646	CONGO	80	237	141
HUNGARY	20 912	30 660	18 462	ZAIRE	37	244	146
ROMANIA	357	103	62	RWANDA	39	160	96
BULGARIA	423	621	385	BURUNDI	38	153	95
UKRAINE	383	53	32	ANGOLA	57	198	119
MOLDOVA	8	120	73	ETHIOPIA	190	742	444
RUSSIA	2 615	973	587	DJIBOUTI	10	57	33
SLOVENIA	904	2 652	1 595	KENYA	1 267	2 688	1 621
CROATIA	179	168	100	UGANDA	101	472	283
TUNISIA	31	59	35	TANZANIA	273	1 540	937
EGYPT	1 577	588	354	SEYCHELLES	58	328	201
NIGERIA	4	64	40	MOZAMBIQUE	25	91	53
SOUTH AFRICA	115	952	568	MADAGASCAR	82	303	181
USA	10 808	53 274	32 286	REUNION	34	171	100
CANADA	1 459	18 946	11 481	MAURITIUS	449	583	349
MEXICO	142	937	566	ZAMBIA	142	653	392
COLOMBIA	6	146	88	ZIMBABWE	225	956	578
BRAZIL	604	1 299	792	MALAWI	41	134	81
CHILE	1	106	62	SOUTH AFRICA	6 999	31 029	18 708
ISRAEL	310	3 057	1 844	NAMIBIA	44	225	133
SAUDI ARABIA	25	92	55	BOTSWANA	33	111	67
INDIA	422	854	512	USA	59 187	204 336	123 473
THAILAND	110	402	242	CANADA	10 924	43 047	26 038
INDONESIA	52	150	89	MEXICO	5 167	35 708	21 488
MALAYSIA	45	432	261	GUATEMALA	219	634	378
SINGAPORE	477	3 603	2 175	HONDURAS	32	122	70
CHINA	707	382	226	EL SALVADOR	69	329	197
SOUTH KOREA	297	779	472	COSTA RICA	127	563	339
JAPAN	5 274	33 127	20 084	PANAMA	136	560	334
TAIWAN	1 872	6 231	3 787	CUBA	49	206	120
HONG KONG	107	881	529	BAHAMAS	18	60	36
AUSTRALIA	293	2 095	1 248	DOMINIC REP	46	160	98
UNID COUNTR	80	78	45	GUADELOUPE	32	213	126
EXPORTS	1 104 261	3 339 802	2 019 110	ANTIGUA	31	109	66
FRANCE	126 532	324 095	196 103	MARTINIQUE	29	160	96
BELGIUM LUX	65 907	119 580	72 331	JAMAICA	328	602	368
NETHERLANDS	60 245	141 591	85 817	ST LUCIA	14	52	30
ITALY	56 570	166 922	101 036	ST VINCENT	23	76	44
UNTD KINGDOM	59 398	189 362	114 741	BARBADOS	21	65	40
IRELAND	3 973	16 871	10 260	TRINIDAD TOB	102	437	269
DENMARK	33 428	68 094	41 185	ARUBA	25	87	53
GREECE	2 464	11 077	6 715	NETH ANTILL	64	292	178
				COLOMBIA	1 215	6 350	3 827
				VENEZUELA	4 939	10 507	6 333
				SURINAME	19	123	75
				ECUADOR	392	2 088	1 252
				PERU	895	1 793	1 082

6 IMPORTS AND EXPORTS (SPECIAL TRADE) BY GROUPS OF THE SITC-REV. III AND BY COUNTRIES OF PRODUCTION AND CONSUMPTION 1993

GROUP COUNTRY	DT = 100 KG	1 000 DM	1 000 \$	GROUP COUNTRY	DT = 100 KG	1 000 DM	1 000 \$
BRAZIL	6 218	34 410	20 750	SPAIN	9 642	53 294	32 205
CHILE	1 638	7 172	4 314	EU	178 984	1 007 777	609 464
BOLIVIA	655	612	363	CANARY IS	165	712	428
PARAGUAY	95	425	257	ICELAND	77	327	199
URUGUAY	201	2 533	1 509	NORWAY	3 074	15 826	9 579
ARGENTINA	1 748	11 232	6 722	SWEDEN	4 271	25 200	15 199
CYPRUS	556	2 714	1 634	FINLAND	1 204	5 529	3 350
LEBANON	627	3 244	1 960	SWITZERLAND	7 978	43 226	26 105
SYRIA	957	3 926	2 367	AUSTRIA	8 695	57 884	35 032
IRAQ	22	86	53	ANDORRA	6	62	35
IRAN	5 405	16 258	9 883	MALTA	112	793	477
ISRAEL	7 967	40 317	24 373	TURKEY	1 593	9 153	5 539
JORDAN	855	3 790	2 286	ESTONIA	45	346	207
SAUDI ARABIA	17 965	40 968	24 722	LATVIA	142	800	479
KUWAIT	860	4 429	2 671	LITHUANIA	185	1 231	744
BAHRAIN	306	1 258	757	POLAND	5 701	24 633	14 932
QATAR	235	894	542	CZECH REPUB	7 128	44 247	26 763
ARAB EMIRAT	4 458	12 895	7 765	SLOVAKIA	1 763	14 576	8 859
OMAN	599	2 135	1 290	HUNGARY	2 132	15 623	9 511
YEMEN	173	559	338	ROMANIA	501	2 071	1 246
AFGHANISTAN	25	75	45	BULGARIA	430	4 524	2 748
PAKISTAN	935	3 625	2 191	UKRAINE	306	2 828	1 705
INDIA	12 508	19 677	11 915	BELARUS	58	720	432
BANGLADESH	74	261	160	MOLDOVA	32	642	381
SRI LANKA	1 546	1 995	1 185	RUSSIA	2 776	21 169	12 693
NEPAL	27	86	51	AZERBAIJAN	10	86	51
MYANMAR	19	87	52	KAZAKHSTAN	59	749	454
THAILAND	6 028	15 438	9 363	UZBEKISTAN	38	1 020	601
VIETNAM	100	376	227	SLOVENIA	764	6 917	4 143
INDONESIA	9 438	15 795	9 582	CROATIA	619	3 315	1 936
MALAYSIA	5 779	16 006	9 661	MACEDONIA	316	2 814	1 693
BRUNEI	29	115	69	MOROCCO	394	3 401	2 060
SINGAPORE	6 924	27 525	16 564	ALGERIA	56	1 001	604
PHILIPPINES	2 035	8 315	4 937	TUNISIA	282	1 154	698
CHINA	3 052	18 241	11 007	LIBYA	37	316	186
NORTH KOREA	33	126	75	EGYPT	1 039	3 633	2 189
SOUTH KOREA	9 652	32 902	19 835	SUDAN	77	362	219
JAPAN	9 525	38 075	23 011	MALI	10	51	33
TAIWAN	9 346	18 776	11 372	BURKINA FASO	64	265	161
HONG KONG	3 645	19 404	11 711	NIGER	23	131	81
MACAO	54	110	66	SENEGAL	19	96	56
AUSTRALIA	6 985	24 978	15 090	GUINEA	16	80	48
PAPUA NEW G	47	216	128	CTE D IVOIRE	47	147	87
NEW ZEALAND	1 040	3 778	2 276	GHANA	65	305	183
NEW CALEDON	70	241	145	NIGERIA	486	23 787	14 368
FR POLYNESIA	28	114	68	CAMEROON	20	76	48
UNID COUNTR	9 206	29 372	17 824	CENT AFR REP	174	890	523
				GABON	50	175	105
				CONGO	36	125	75
				RWANDA	17	64	39
				ANGOLA	45	219	130
				ETHIOPIA	99	689	420
				DJIBOUTI	13	74	45
				KENYA	59	272	161
				TANZANIA	46	1 632	952
				MADAGASCAR	23	82	49
				REUNION	42	135	80
				ZAMBIA	45	216	129
				ZIMBABWE	37	402	238
				MALAWI	29	1 715	1 003
				SOUTH AFRICA	676	5 360	3 186
				USA	16 613	72 376	43 684
				CANADA	965	9 363	5 649
				MEXICO	4 450	10 371	6 267
				GUATEMALA	113	509	310
				HONDURAS	48	85	52
				EL SALVADOR	55	124	77
				COSTA RICA	69	452	275
				PANAMA	53	181	110
				GUADELOUPE	32	97	59
				MARTINIQUE	30	101	61
				CAYMAN IS	22	132	79
				JAMAICA	15	85	52
				BARBADOS	10	53	32
				TRINIDAD TOB	31	153	90
				NETH ANTILL	25	95	60
				COLOMBIA	221	1 020	613
				VENEZUELA	1 119	6 115	3 712
				ECUADOR	17	72	42
				PERU	68	245	150
				BRAZIL	204	2 895	1 729
				CHILE	534	2 213	1 339
				BOLIVIA	40	100	63
				PARAGUAY	29	98	59
				URUGUAY	52	133	82
				ARGENTINA	575	3 013	1 827
				CYPRUS	234	963	580
				LEBANON	340	1 390	847
				SYRIA	158	786	466
				IRAN	1 159	3 837	2 317
				ISRAEL	944	2 822	1 705
				JORDAN	331	1 077	648
				SAUDI ARABIA	1 713	5 698	3 423
				KUWAIT	440	1 975	1 192
				BAHRAIN	110	343	210
				QATAR	92	504	303
				ARAB EMIRAT	597	1 924	1 154
				OMAN	244	2 456	1 461
				YEMEN	65	324	203
				PAKISTAN	48	245	151
				INDIA	26	694	422
				SRI LANKA	52	303	183
				MYANMAR	42	1 403	822
				THAILAND	669	4 871	2 948
				VIETNAM	20	118	72
				INDONESIA	333	1 340	811
751 OFFICE MACHINES							
IMPORTS	390 122	1 955 720	1 182 539				
FRANCE	40 264	206 796	125 284				
BELGIUM LUX	1 223	9 242	5 640				
NETHERLANDS	46 787	255 825	154 229				
ITALY	17 173	87 696	52 965				
UNTD KINGDOM	44 201	205 285	123 976				
IRELAND		52	31				
DENMARK	1 735	2 562	1 557				
GREECE	22	58	36				
SPAIN	685	3 306	1 997				
EU	152 091	770 842	465 726				
NORWAY	708	5 435	3 308				
SWEDEN	2 380	16 737	10 086				
FINLAND	207	2 040	1 239				
SWITZERLAND	2 320	35 334	21 305				
AUSTRIA	841	10 122	6 105				
TURKEY	80	232	135				
POLAND	755	650	386				
CZECH REPUB	13 559	29 171	17 619				
HUNGARY	1 176	887	527				
ROMANIA	2	53	31				
BULGARIA	1 918	2 688	1 644				
SOUTH AFRICA	782	1 393	851				
USA	15 077	121 891	73 912				
CANADA	176	680	410				
MEXICO	4 406	15 206	9 160				
BRAZIL	86	232	136				
CHILE	60	281	170				
ISRAEL	3	281	173				
SAUDI ARABIA	8	71	43				
ARAB EMIRAT	8	167	103				
THAILAND	4 534	22 005	13 301				
INDONESIA	5 485	17 262	10 396				
MALAYSIA	5 080	24 727	14 921				
SINGAPORE	15 829	82 543	49 848				
PHILIPPINES	296	949	573				
CHINA	25 627	87 131	52 627				
SOUTH KOREA	7 521	21 690	13 132				
JAPAN	110 820	610 664	369 674				
TAIWAN	4 107	20 319	12 257				
HONG KONG	14 074	53 465	32 394				
MACAO	19	192	114				
AUSTRALIA	30	126	78				
EXPORTS	279 242	1 574 583	951 785				
FRANCE	47 468	283 091	171 295				
BELGIUM LUX	9 890	62 908	38 078				
NETHERLANDS	38 850	212 997	128 745				
ITALY	21 461	112 942	68 441				
UNTD KINGDOM	31 753	176 731	106 663				
IRELAND	943	11 242	6 796				
DENMARK	9 607	45 371	27 382				
GREECE	2 492	12 106	7 327				
PORTUGAL	6 878	37 095	22 532				

6 IMPORTS AND EXPORTS (SPECIAL TRADE) BY GROUPS OF THE SITC-REV. III AND BY COUNTRIES OF PRODUCTION AND CONSUMPTION 1993

GROUP COUNTRY	DT = 100 KG	1 000 DM	1 000 \$	GROUP COUNTRY	DT = 100 KG	1 000 DM	1 000 \$
MALAYSIA	200	777	466	ESTONIA	135	1 656	992
BRUNEI	6	145	90	LATVIA	403	5 302	3 207
SINGAPORE	4 424	17 305	10 477	LITHUANIA	419	3 734	2 252
PHILIPPINES	81	685	425	POLAND	22 912	180 464	96 929
MONGOLIA	11	69	42	CZECH REPUBL	10 472	148 979	89 994
CHINA	932	13 484	8 120	SLOVAKIA	1 162	18 062	10 860
SOUTH KOREA	129	1 096	668	HUNGARY	5 730	59 379	35 794
JAPAN	1 586	10 469	6 333	ROMANIA	773	36 602	22 297
TAIWAN	1 241	5 945	3 606	BULGARIA	1 434	13 005	7 897
HONG KONG	2 490	10 433	6 289	ALBANIA	9	294	171
AUSTRALIA	1 097	5 785	3 518	UKRAINE	2 498	18 664	11 255
NEW ZEALAND	448	1 710	1 031	BELARUS	1 357	5 354	3 248
NEW CALEDON	57	157	97	MOLDOVA	16	497	304
FR POLYNESIA	14	52	31	RUSSIA	14 285	173 269	104 131
UNID COUNTR	141	853	517	AZERBAIJAN	8	73	43
752 AUTOMATC.DATA PROC.EQUIP				KAZAKHSTAN	311	4 050	2 449
IMPORTS	1 251 983	16 944 947	10 249 967	TURKMENISTAN	12	163	99
FRANCE	35 151	1 048 702	634 392	UZBEKISTAN	67	689	395
BELGIUM LUX	9 589	104 339	62 976	SLOVENIA	3 024	47 127	28 630
NETHERLANDS	29 091	470 152	283 126	CROATIA	1 438	18 955	11 503
ITALY	32 443	600 163	362 762	BOS HERZEGOV	14	57	34
UNTD KINGDOM	234 246	2 020 540	1 222 752	MACEDONIA	75	2 794	1 674
IRELAND	22 878	663 674	402 909	MOROCCO	832	10 154	6 100
DENMARK	1 449	26 011	15 667	ALGERIA	577	8 871	5 282
GREECE	35	878	532	TUNISIA	298	3 421	2 072
PORTUGAL	499	3 725	2 244	LIBYA	54	1 712	1 047
SPAIN	8 403	241 198	144 854	EGYPT	447	6 922	4 191
EU	373 784	5 179 382	3 132 214	SUDAN	8	319	195
CEUTA MEL	7 870	34 524	21 501	MALI	3	49	30
ICELAND	92	3 258	1 960	NIGER	11	243	148
NORWAY	1 563	33 494	20 266	CHAD	4	95	58
SWEDEN	8 823	119 772	72 612	SENEGAL	1	64	39
FINLAND	19 501	150 024	90 527	GUINEA	3	112	67
SWITZERLAND	7 321	307 341	187 378	SIERRA LEONE	11	141	86
AUSTRIA	2 086	38 636	23 288	CTE D IVOIRE	260	1 397	863
TURKEY	66	1 167	705	GHANA	68	532	319
POLAND	108	1 347	800	NIGERIA	99	2 158	1 303
CZECH REPUBL	3 022	11 055	6 621	CAMEROON	8	214	129
SLOVAKIA	10	163	101	CONGO	5	116	71
HUNGARY	50	927	558	ZAIRE	4	118	72
ROMANIA	4	93	54	RWANDA	2	103	63
BULGARIA	14	877	530	BURUNDI	8	120	72
UKRAINE	436	132	81	ANGOLA	3	77	47
RUSSIA	59	413	240	ETHIOPIA	31	379	230
SLOVENIA	3	293	177	KENYA	55	554	330
MOROCCO	5	195	118	UGANDA	13	231	138
SOUTH AFRICA	46	1 540	925	TANZANIA	26	689	413
USA	133 498	4 081 734	2 470 300	MOZAMBIQUE	8	135	81
CANADA	801	25 907	15 691	MADAGASCAR	4	61	36
MEXICO	424	6 363	3 871	MAURITIUS	25	593	355
CAYMAN IS	16	301	177	ZAMBIA	56	605	366
VENEZUELA	9	73	41	ZIMBABWE	50	836	506
BRAZIL	11	475	285	MALAWI	34	316	186
ARGENTINA	35	462	275	SOUTH AFRICA	2 613	56 800	34 368
CYPRUS	4	212	127	NAMIBIA	5	159	95
ISRAEL	1 062	44 754	27 051	BOTSWANA	8	261	160
SAUDI ARABIA	1	133	80	USA	27 335	648 642	391 861
KUWAIT	12	834	517	CANADA	1 247	47 436	28 719
BAHRAIN	4	107	64	MEXICO	823	12 802	7 702
ARAB EMIRAT	4	201	117	GUATEMALA	13	330	193
OMAN	1	326	193	HONDURAS	15	259	158
YEMEN	1	53	32	EL SALVADOR	5	165	98
INDIA	22	396	239	NICARAGUA	39	354	213
SRI LANKA	1	101	59	COSTA RICA	3	76	47
THAILAND	24 598	141 577	85 372	PANAMA	2	101	61
INDONESIA	1 600	10 938	6 581	BAHAMAS	30	345	208
MALAYSIA	41 693	172 934	104 674	DOMINIC REP	18	199	120
BRUNEI	1	134	82	GUADELOUPE	13	154	92
SINGAPORE	40 719	1 529 803	925 858	JAMAICA	5	86	52
PHILIPPINES	22 684	182 075	110 247	BARBADOS	54	469	281
CHINA	17 810	102 030	61 292	TRINIDAD TOB	3	99	59
NORTH KOREA	293	2 123	1 267	IRENADA	10	70	43
SOUTH KOREA	65 171	219 793	132 902	COLOMBIA	231	3 757	2 254
JAPAN	193 955	3 023 971	1 827 313	VENEZUELA	370	7 910	4 836
TAIWAN	273 191	1 450 934	877 228	ECUADOR	26	651	389
HONG KONG	8 846	52 702	32 019	PERU	66	1 342	803
AUSTRALIA	482	6 537	3 949	BRAZIL	339	8 306	5 003
NEW ZEALAND	62	1 324	800	CHILE	352	4 110	2 447
UNID COUNTR	46	356	219	BOLIVIA	27	565	341
EXPORTS	484 073	8 593 821	5 196 381	PARAGUAY	36	1 049	632
FRANCE	53 153	1 245 895	753 131	URUGUAY	26	505	301
BELGIUM LUX	25 473	392 287	237 712	ARGENTINA	772	11 996	7 230
NETHERLANDS	77 205	992 745	601 099	CYPRUS	168	2 546	1 540
ITALY	27 908	505 240	306 177	LEBANON	232	2 870	1 733
UNTD KINGDOM	56 850	1 274 911	771 729	SYRIA	63	972	584
IRELAND	3 175	116 293	69 806	IRAN	1 991	18 928	11 419
DENMARK	12 473	186 108	112 507	ISRAEL	1 494	23 552	14 140
GREECE	5 153	63 297	38 269	JORDAN	61	1 247	747
PORTUGAL	7 026	136 163	82 420	SAUDI ARABIA	708	11 838	7 119
SPAIN	22 739	443 397	267 456	KUWAIT	196	3 828	2 301
EU	291 155	5 356 336	3 240 306	BAHRAIN	212	3 497	2 106
CANARY IS	224	1 261	763	QATAR	17	681	406
ICELAND	29	1 620	983	ARAB EMIRAT	667	9 504	5 740
NORWAY	3 787	81 692	49 309	OMAN	87	2 210	1 346
SWEDEN	5 503	145 694	88 331	YEMEN	11	289	176
FINLAND	2 683	52 332	31 587	PAKISTAN	58	1 227	743
SWITZERLAND	24 196	480 588	290 255	INDIA	108	4 204	2 542
AUSTRIA	30 188	481 576	291 689	BANGLADESH	5	163	98
ANDORRA	9	123	71	SRI LANKA	88	1 473	886
MALTA	353	3 508	2 144	NEPAL	598	53	31
TURKEY	4 695	68 257	41 138	THAILAND	598	11 242	6 807
				VIETNAM	23	750	458
				INDONESIA	160	12 912	7 763
				MALAYSIA	688	16 325	9 854
				SINGAPORE	993	24 145	14 543
				PHILIPPINES	665	5 570	3 375

6 IMPORTS AND EXPORTS (SPECIAL TRADE) BY GROUPS OF THE SITC-REV. III AND BY COUNTRIES OF PRODUCTION AND CONSUMPTION 1993

GROUP COUNTRY	DT = 100 KG	1 000 DM	1 000 \$	GROUP COUNTRY	DT = 100 KG	1 000 DM	1 000 \$
CHINA	637	20 685	12 500	KAZAKHSTAN	17	462	283
SOUTH KOREA	496	19 026	11 444	SLOVENIA	407	7 032	4 232
JAPAN	2 892	75 105	45 429	CROATIA	484	3 872	2 346
TAIWAN	1 269	28 949	17 421	MACEDONIA	33	828	500
HONG KONG	848	15 948	9 641	MOROCCO	99	2 730	1 642
MACAO	7	154	90	ALGERIA	126	1 608	967
AUSTRALIA	1 554	27 445	16 585	TUNISIA	71	694	417
NEW ZEALAND	154	2 524	1 527	LIBYA	38	1 674	1 024
NEW CALEDON	5	94	57	EGYPT	241	1 891	1 144
UNID COUNTR	16	724	431	SUDAN	9	116	69
759 PARTS, FOR OFFICE MACHINS				NIGER	11	93	55
IMPORTS	759 883	7 777 800	4 698 569	CTE D IVOIRE	6	61	36
FRANCE	29 461	411 503	248 501	GHANA	13	152	92
BELGIUM LUX	8 748	73 749	44 558	NIGERIA	72	2 195	1 356
NETHERLANDS	49 737	342 798	206 761	CAMEROON	5	97	61
ITALY	11 027	334 879	202 196	ANGOLA	9	144	85
UNIT KINGDOM	28 968	578 805	349 449	ETHIOPIA	9	204	121
IRELAND	6 210	169 996	103 535	KENYA	4	84	49
DENMARK	1 477	25 239	15 161	UGANDA	7	132	80
GREECE	3	401	241	TANZANIA	11	164	98
PORTUGAL	261	1 909	1 151	MOZAMBIQUE	4	53	33
SPAIN	4 451	103 375	62 113	MAURITIUS		80	50
EU	140 343	2 042 654	1 233 666	SOUTH AFRICA	466	18 632	11 237
CEUTA MEL	4	131	82	USA	25 440	523 000	315 991
ICELAND	2	75	45	CANADA	5 749	44 787	27 118
NORWAY	810	9 488	5 743	MEXICO	5 889	33 875	20 325
SWEDEN	3 702	61 905	37 455	GUATEMALA	25	129	81
FINLAND	609	9 540	5 760	HONDURAS	2	111	66
SWITZERLAND	6 189	70 431	42 523	COSTA RICA	5	102	63
AUSTRIA	4 983	186 955	113 175	NETH ANTILL	7	73	43
MALTA	14	12 628	7 537	COLOMBIA	23	747	459
TURKEY	75	1 994	1 184	VENEZUELA	410	7 230	4 380
POLAND	409	1 132	684	ECUADOR		60	37
CZECH REPUBL	17 973	34 186	20 726	PERU	53	186	112
SLOVAKIA	254	765	458	BRAZIL	331	23 731	14 389
HUNGARY	4 084	6 725	4 049	CHILE	25	946	573
BULGARIA	36	342	207	PARAGUAY	9	156	91
RUSSIA	168	891	536	ARGENTINA	103	2 655	1 601
SLOVENIA	399	2 387	1 453	CYPRUS	19	407	244
MOROCCO	2	188	110	LEBANON	67	458	283
KENYA	8	186	111	SYRIA	14	493	298
SOUTH AFRICA	30	1 857	1 110	IRAN	150	2 306	1 414
USA	67 878	2 218 520	1 340 530	ISRAEL	513	7 253	4 370
CANADA	2 894	52 948	31 990	JORDAN	17	688	405
MEXICO	120	3 563	2 146	SAUDI ARABIA	80	2 039	1 231
COLOMBIA	1	82	36	KUWAIT	66	1 039	618
VENEZUELA	3	53	32	BAHRAIN	11	534	317
BRAZIL	102	4 690	2 824	QATAR	4	153	92
ARGENTINA	9	722	430	ARAB EMIRAT	53	1 016	610
ISRAEL	271	16 090	9 725	OMAN	17	437	269
SAUDI ARABIA		79	48	AFGHANISTAN	1	140	82
ARAB EMIRAT	39	149	90	PAKISTAN	7	114	71
INDIA	25	255	154	INDIA	215	3 238	1 955
SRI LANKA		201	119	SRI LANKA	20	719	430
THAILAND	2 996	21 353	12 958	MYANMAR		100	60
INDONESIA	1 045	1 455	866	THAILAND	629	7 208	4 340
MALAYSIA	6 534	11 932	7 270	INDONESIA	23	3 216	1 918
SINGAPORE	9 175	468 552	282 360	MALAYSIA	117	2 344	1 419
PHILIPPINES	192	1 832	1 088	SINGAPORE	2 302	24 453	14 808
CHINA	45 939	233 044	140 009	PHILIPPINES	287	2 934	1 772
SOUTH KOREA	2 770	38 246	23 180	CHINA	1 217	4 947	2 986
JAPAN	189 176	1 360 285	822 459	SOUTH KOREA	447	8 263	4 995
TAIWAN	260 078	777 561	470 133	JAPAN	2 710	97 772	58 997
HONG KONG	10 102	118 014	71 291	TAIWAN	1 633	19 294	11 709
AUSTRALIA	57	2 531	1 524	HONG KONG	1 124	14 952	9 010
NEW ZEALAND	10	294	182	AUSTRALIA	1 256	10 782	6 543
UNID COUNTR	19	404	251	NEW ZEALAND	17	608	366
EXPORTS				UNID COUNTR	299	4 003	2 435
FRANCE	52 728	638 605	385 807	761 TELEVISION RECEIVERS ETC			
BELGIUM LUX	12 766	184 324	111 120	IMPORTS	1 247 461	2 933 708	1 774 238
NETHERLANDS	50 783	601 985	303 682	FRANCE	182 676	405 475	245 810
ITALY	13 765	320 620	193 438	BELGIUM LUX	46 528	154 498	93 719
UNIT KINGDOM	37 047	592 248	357 801	NETHERLANDS	2 601	7 275	4 403
IRELAND	1 852	62 905	37 882	ITALY	82 077	162 766	98 386
DENMARK	4 976	56 139	33 887	UNIT KINGDOM	194 520	451 310	271 532
GREECE	1 088	10 480	6 335	IRELAND	50	112	67
PORTUGAL	3 188	35 924	21 570	DENMARK	1 859	5 475	3 354
SPAIN	8 047	177 150	106 625	GREECE	26	53	34
EU	186 240	2 580 380	1 558 147	PORTUGAL	557	1 281	769
CANARY IS	40	504	298	SPAIN	101 609	235 615	141 801
ICELAND	33	506	307	EU	612 503	1 423 860	859 875
NORWAY	1 152	26 733	16 176	NORWAY	8	425	255
SWEDEN	3 630	55 535	33 582	SWEDEN	2 618	17 636	10 684
FINLAND	775	15 013	9 095	FINLAND	46 031	98 144	59 582
SWITZERLAND	9 536	201 542	121 420	SWITZERLAND	933	1 208	735
AUSTRIA	9 141	298 032	180 518	AUSTRIA	103 118	276 688	167 298
MALTA	55	733	446	MALTA	3 135	7 478	4 540
TURKEY	881	15 519	9 337	TURKEY	27 982	51 939	31 305
ESTONIA	134	778	470	CZECH REPUBL	20	86	50
LATVIA	223	1 089	659	SLOVAKIA	573	2 033	1 193
LITHUANIA	141	1 690	1 008	HUNGARY	1 900	2 333	1 401
POLAND	6 148	37 503	22 668	ROMANIA	648	832	516
CZECH REPUBL	18 684	85 541	51 709	UKRAINE	940	1 293	789
SLOVAKIA	547	4 730	2 841	RUSSIA	244	247	147
HUNGARY	3 061	19 572	11 799	SLOVENIA	11 491	18 966	11 385
ROMANIA	1 109	2 873	1 737	USA	1 399	10 647	6 443
BULGARIA	220	2 567	1 560	CANADA	102	2 036	1 231
UKRAINE	250	3 152	1 906	ISRAEL	1 424	3 102	1 860
BELARUS	230	985	594	INDIA	3 819	7 356	4 437
MOLDOVA	3	76	45	THAILAND	62 504	122 532	74 508
RUSSIA	3 332	39 482	23 789	LAOS	739	983	576
				VIETNAM	88	179	104
				INDONESIA	26 239	51 162	30 996

6 IMPORTS AND EXPORTS (SPECIAL TRADE) BY GROUPS OF THE SITC-REV. III AND BY COUNTRIES OF PRODUCTION AND CONSUMPTION 1993

GROUP COUNTRY	DT = 100 KG	1 000 DM	1 000 \$	GROUP COUNTRY	DT = 100 KG	1 000 DM	1 000 \$
MALAYSIA	50 888	104 075	63 386	UNITD KINGDOM	17 708	113 748	69 004
SINGAPORE	31 903	67 055	40 773	IRELAND	65	155	92
PHILIPPINES	4 524	14 147	8 551	DENMARK	532	4 546	2 792
CHINA	111 336	211 141	127 865	PORTUGAL	18 188	280 619	170 011
NORTH KOREA	253	589	351	SPAIN	95	438	268
SOUTH KOREA	82 162	210 578	127 193	EU	64 584	545 338	330 100
JAPAN	15 950	117 648	71 090	NORWAY	15	145	88
TAIWAN	19 675	73 657	44 639	SWEDEN	12	157	93
HONG KONG	22 192	33 483	20 380	SWITZERLAND	33	380	231
EXPORTS	531 417	1 371 027	828 085	AUSTRIA	6 897	24 601	14 961
FRANCE	100 579	245 280	148 171	POLAND	731	1 415	856
BELGIUM LUX	34 472	89 181	53 929	CZECH REPUB	18	226	136
NETHERLANDS	47 015	125 157	75 735	HUNGARY	378	871	513
ITALY	69 791	162 529	98 003	RUSSIA	33	65	39
UNITD KINGDOM	33 229	79 092	47 676	USA	267	3 357	2 021
IRELAND	1 363	3 665	2 222	CANADA	4	54	32
DENMARK	19 594	45 980	27 895	MEXICO	428	7 313	4 489
GREECE	7 813	18 982	11 505	BRAZIL	226	2 758	1 643
PORTUGAL	15 683	39 897	24 179	BAHRAIN	40	112	66
SPAIN	49 473	123 570	74 837	THAILAND	381	1 749	1 053
EU	379 012	933 333	564 152	INDONESIA	18 955	66 404	40 148
CANARY IS	441	1 208	725	MALAYSIA	118 554	419 046	252 922
CEUTA MEL	106	488	290	SINGAPORE	38 075	143 764	86 858
ICELAND	521	1 290	786	PHILIPPINES	3 315	16 576	9 983
NORWAY	5 183	16 038	9 733	CHINA	224 411	470 690	284 733
SWEDEN	28 007	70 341	42 555	SOUTH KOREA	53 954	153 312	92 643
FINLAND	11 559	31 890	19 324	JAPAN	68 982	453 193	274 138
SWITZERLAND	26 020	79 572	47 821	TAIWAN	11 534	42 055	25 452
AUSTRIA	39 698	103 780	62 436	HONG KONG	15 913	39 918	24 123
ANDORRA	99	421	253	EXPORTS	84 725	616 552	373 632
GIBALTAR	23	91	56	FRANCE	19 812	143 158	86 984
MALTA	106	310	184	BELGIUM LUX	4 752	48 335	29 212
TURKEY	9 985	31 976	19 269	NETHERLANDS	7 179	39 486	23 910
ESTONIA	34	55	33	ITALY	4 512	26 586	16 096
LATVIA	54	268	160	UNITD KINGDOM	6 744	67 141	40 708
LITHUANIA	204	770	473	IRELAND	449	3 464	2 094
POLAND	3 208	11 814	7 122	DENMARK	4 976	19 713	11 957
CZECH REPUB	3 564	12 016	7 217	GREECE	2 679	14 471	8 734
SLOVAKIA	70	772	464	PORTUGAL	3 400	19 351	11 743
HUNGARY	871	2 981	1 808	SPAIN	9 832	64 292	38 955
ROMANIA	2 700	4 103	2 505	EU	64 335	445 997	270 393
BULGARIA	450	2 114	1 279	CANARY IS	36	178	109
UKRAINE	1 298	4 048	2 465	ICELAND	59	361	216
BELARUS	157	367	220	NORWAY	402	5 450	3 307
RUSSIA	5 128	15 039	9 098	SWEDEN	900	7 715	4 671
AZERBAIJAN	15	184	112	FINLAND	398	4 339	2 619
KAZAKHSTAN	110	298	178	SWITZERLAND	2 212	24 787	15 041
TURKMENISTAN	97	412	240	AUSTRIA	3 999	28 355	17 194
UZBEKISTAN	14	65	39	ANDORRA	29	236	142
SLOVENIA	887	3 133	1 893	MALTA	22	87	53
CROATIA	1 322	3 691	2 210	TURKEY	1 199	10 859	6 560
MACEDONIA	207	565	340	ESTONIA	108	228	137
MOROCCO	404	999	608	LATVIA	33	162	98
ALGERIA	17	110	69	LITHUANIA	61	237	145
TUNISIA	217	2 093	1 261	POLAND	1 252	6 376	3 837
LIBYA	82	654	393	CZECH REPUB	2 033	14 637	8 844
EGYPT	195	894	539	SLOVAKIA	53	457	272
SENEGAL	33	77	47	HUNGARY	697	4 238	2 558
CTE D IVOIRE	3	69	41	ROMANIA	143	337	203
NIGERIA	9	54	33	BULGARIA	161	1 615	971
REUNION	42	105	66	UKRAINE	116	671	400
ZIMBABWE	3	99	61	BELARUS	40	202	122
SOUTH AFRICA	28	208	123	RUSSIA	922	3 066	1 853
USA	334	2 242	1 349	KAZAKHSTAN	24	60	35
CANADA	4	510	302	SLOVENIA	895	4 373	2 654
MEXICO	6	103	61	CROATIA	296	1 307	786
PANAMA	42	332	196	MACEDONIA	151	468	285
CUBA	2	88	52	MOROCCO	18	197	117
GUADELOUPE	39	121	71	TUNISIA	1	93	56
VENEZUELA	5	73	45	LIBYA	14	172	103
BRAZIL	10	168	105	EGYPT	33	292	175
CYPRUS	768	2 037	1 225	RWANDA	7	221	129
LEBANON	170	523	311	KENYA	15	148	90
SYRIA	9	186	109	SOUTH AFRICA	420	6 857	4 155
IRAN	40	493	298	USA	912	16 295	9 886
ISRAEL	3 756	9 151	5 543	CANADA	2	153	92
JORDAN	100	155	93	MEXICO	4	74	43
SAUDI ARABIA	117	1 237	743	BRAZIL	5	131	75
KUWAIT	71	318	194	CHILE	12	422	255
BAHRAIN	19	86	53	CYPRUS	64	412	246
ARAB EMIRAT	351	1 378	835	LEBANON	14	151	90
YEMEN	10	50	31	SYRIA	7	157	93
INDIA	15	210	127	IRAN	69	186	112
THAILAND	67	414	253	ISRAEL	35	224	138
INDONESIA	264	987	584	SAUDI ARABIA	50	963	590
MALAYSIA	48	225	133	KUWAIT	48	293	178
SINGAPORE	995	2 999	1 809	ARAB EMIRAT	61	596	359
PHILIPPINES	6	124	75	THAILAND	188	3 209	1 949
CHINA	18	338	205	INDONESIA	84	347	209
SOUTH KOREA	257	1 215	736	MALAYSIA	94	966	591
JAPAN	15	274	185	SINGAPORE	340	5 201	3 157
TAIWAN	83	289	178	CHINA	31	74	45
HONG KONG	219	1 454	873	SOUTH KOREA	14	330	201
AUSTRALIA	1 266	3 506	2 109	JAPAN	86	2 330	1 386
UNID COUNTR	36	242	143	TAIWAN	238	4 774	2 901
				HONG KONG	816	1 731	1 050
				AUSTRALIA	24	419	254
				NEW ZEALAND	5	64	39
				UNID COUNTR	328	1 498	901
762 RADIO-BROADCAST RECEIVER							
IMPORTS	627 764	2 393 601	1 447 377				
FRANCE	9 963	77 879	47 039				
BELGIUM LUX	3 021	29 168	17 687				
NETHERLANDS	14 908	38 411	22 982				
ITALY	104	372	224				

6 IMPORTS AND EXPORTS (SPECIAL TRADE) BY GROUPS OF THE SITC-REV. III AND BY COUNTRIES OF PRODUCTION AND CONSUMPTION 1993

GROUP COUNTRY	DT = 100 KG	1 000 DM	1 000 \$	GROUP COUNTRY	DT = 100 KG	1 000 DM	1 000 \$
763 SOUND RECORDER,PHONOGRPH				ARAB EMIRAT	31	1 201	725
IMPORTS	396 566	2 431 636	1 468 198	OMAN	4	149	88
FRANCE	43 640	242 717	145 569	YEMEN	5	247	150
BELGIUM LUX	3 306	27 006	16 431	INDIA	12	1 133	696
NETHERLANDS	788	8 506	5 135	SRI LANKA	9	320	194
ITALY	244	2 130	1 292	THAILAND	43	573	345
UNTD KINGDOM	22 770	134 147	80 981	VIETNAM	18	446	270
DENMARK	631	6 826	4 092	INDONESIA	13	1 016	609
PORTUGAL	2 122	8 930	5 352	MALAYSIA	23	437	269
SPAIN	1 572	8 080	4 834	SINGAPORE	445	6 354	3 796
EU	75 074	438 379	263 707	CHINA	147	1 763	1 056
NORWAY	12	220	129	SOUTH KOREA	158	1 739	1 048
SWEDEN	11	261	160	JAPAN	175	2 543	1 536
FINLAND	6	182	111	TAIWAN	142	1 925	1 157
SWITZERLAND	383	12 216	7 361	HONG KONG	178	2 643	1 601
AUSTRIA	33 630	212 729	127 918	AUSTRALIA	361	2 287	1 364
POLAND	878	962	574	PAPUA NEW G		74	44
CZECH REPUBL	582	3 577	2 168	NEW ZEALAND	145	795	482
SLOVAKIA	14	80	47	UNID COUNTR	77	843	507
HUNGARY	5 178	28 053	16 780	764 TELECOMM.EQUIP.PARTS NES			
SOUTH AFRICA	1	93	56	IMPORTS	1 140 712	8 720 935	5 265 307
USA	1 152	22 031	13 295	FRANCE	43 128	434 596	262 027
CANADA	54	196	118	BELGIUM LUX	39 731	229 438	138 686
MEXICO	23	139	81	NETHERLANDS	48 241	246 788	148 794
ISRAEL	48	907	548	ITALY	45 597	180 567	109 122
INDIA	151	230	141	UNTD KINGDOM	105 828	602 414	363 240
THAILAND	3 061	22 317	13 529	IRELAND	6 753	102 421	61 896
INDONESIA	7 728	33 080	19 927	DENMARK	42 841	121 172	73 511
MALAYSIA	27 735	115 383	69 593	GREECE	725	30 801	18 457
SINGAPORE	43 039	234 774	141 835	PORTUGAL	7 787	38 020	22 957
PHILIPPINES	660	2 659	1 608	SPAIN	20 176	53 877	32 548
CHINA	48 128	187 963	113 492	EU	360 807	2 040 094	1 231 238
SOUTH KOREA	17 583	83 352	50 449	CANARY IS	1	214	131
JAPAN	120 084	973 119	588 837	NORWAY	2 759	47 920	28 967
TAIWAN	8 248	41 788	25 355	SWEDEN	20 433	640 041	384 480
HONG KONG	3 075	16 758	10 165	FINLAND	9 090	120 757	72 736
EXPORTS	178 379	1 343 164	809 587	SWITZERLAND	12 900	223 218	134 308
FRANCE	26 138	223 203	134 572	AUSTRIA	18 184	204 943	123 256
BELGIUM LUX	20 693	151 845	91 825	MALTA	15	214	129
NETHERLANDS	14 873	107 995	65 165	TURKEY	766	6 773	4 062
ITALY	18 715	138 053	83 435	LATVIA	5 279	1 286	774
UNTD KINGDOM	45 505	333 195	200 443	POLAND	21 245	17 515	10 537
IRELAND	1 251	8 656	5 195	CZECH REPUBL	9 355	14 669	8 815
DENMARK	6 789	44 919	27 057	SLOVAKIA	399	2 720	1 650
GREECE	2 127	13 144	7 944	HUNGARY	16 351	27 175	16 409
PORTUGAL	3 446	23 589	14 244	ROMANIA	1 069	324	199
SPAIN	8 337	56 647	34 148	BULGARIA	988	883	530
EU	147 854	1 101 246	664 028	UKRAINE	122	132	80
CANARY IS	27	211	124	BELARUS	216	70	42
ICELAND	24	150	91	RUSSIA	1 454	2 454	1 476
NORWAY	746	5 493	3 288	SLOVENIA	3 927	5 583	3 372
SWEDEN	1 966	14 082	8 440	CROATIA	78	122	74
FINLAND	519	3 782	2 289	MOROCCO	352	3 499	2 120
SWITZERLAND	3 289	30 758	18 461	ALGERIA	2	85	51
AUSTRIA	4 256	34 693	20 887	TUNISIA	4 520	15 703	9 503
ANDORRA	10	115	71	EGYPT	4	456	270
MALTA	14	127	80	GUINEA	4	68	41
TURKEY	849	12 180	7 316	NIGERIA	5	154	93
ESTONIA	50	201	119	CAMEROON	31	416	256
LATVIA	62	913	563	KENYA	4	6 386	3 985
LITHUANIA	61	678	416	SOUTH AFRICA	641	9 012	5 434
POLAND	506	6 506	3 925	USA	57 461	1 055 753	638 242
CZECH REPUBL	1 411	13 637	8 189	CANADA	1 526	24 206	14 604
SLOVAKIA	47	1 071	639	MEXICO	3 347	8 827	5 363
HUNGARY	376	3 338	2 022	VENEZUELA	7	667	406
ROMANIA	132	1 061	540	FRENCH GUIAN	10	48	31
BULGARIA	171	1 598	951	BRAZIL	485	4 687	2 818
UKRAINE	134	1 419	858	CHILE	7	308	188
BELARUS	60	339	207	ARGENTINA	108	821	502
RUSSIA	673	5 972	3 580	CYPRUS	1	80	50
AZERBAIJAN	13	1 237	749	SYRIA	4	158	96
KAZAKHSTAN	17	596	358	IRAN	56	299	176
UZBEKISTAN	6	103	61	ISRAEL	4 176	180 942	108 786
SLOVENIA	183	2 437	1 473	SAUDI ARABIA	31	302	181
CROATIA	162	2 513	1 512	KUWAIT	2	4 083	2 389
MACEDONIA	54	339	200	BAHRAIN	5	984	592
MOROCCO	11	354	211	ARAB EMIRAT	35	1 446	882
TUNISIA	18	281	173	OMAN	12	429	259
LIBYA	16	575	354	INDIA	864	2 007	1 198
EGYPT	19	617	367	SRI LANKA	30	487	299
GUINEA	7	328	197	THAILAND	20 480	39 054	23 549
NIGERIA	7	71	44	INDONESIA	4 972	9 035	5 460
RWANDA	2	254	154	MALAYSIA	32 376	154 039	92 944
MOZAMBIQUE	1	166	99	SINGAPORE	19 901	109 348	66 133
ZAMBIA		91	55	PHILIPPINES	4 463	24 714	14 962
ZIMBABWE	1	50	30	CHINA	75 070	235 740	142 070
SOUTH AFRICA	197	2 342	1 418	NORTH KOREA	16	122	73
USA	11 807	55 228	33 292	SOUTH KOREA	73 860	320 631	193 575
CANADA	79	621	377	JAPAN	225 247	2 718 685	1 644 591
MEXICO	265	2 322	1 395	TAIWAN	112 257	358 098	216 225
NETH ANTILL	24	134	80	HONG KONG	11 956	61 906	37 507
COLOMBIA	3	94	56	AUSTRALIA	604	6 554	3 969
BRAZIL	14	608	359	NEW ZEALAND	102	1 642	986
CHILE	3	49	30	POLAR REG	1	60	37
ARGENTINA	14	171	103	UNID COUNTR	119	1 270	784
CYPRUS	12	932	569	EXPORTS	731 505	8 769 358	5 297 519
SYRIA		86	53	FRANCE	63 062	670 603	405 645
IRAN	37	545	327	BELGIUM LUX	43 231	466 513	281 985
ISRAEL	119	1 216	734	NETHERLANDS	60 652	395 183	238 874
JORDAN	7	474	285	ITALY	24 034	263 880	159 288
SAUDI ARABIA	19	521	312	UNTD KINGDOM	32 744	379 557	229 529
KUWAIT	10	775	466				

6 IMPORTS AND EXPORTS (SPECIAL TRADE) BY GROUPS OF THE SITC-REV. III AND BY COUNTRIES OF PRODUCTION AND CONSUMPTION 1993

GROUP COUNTRY	DT = 100 KG	1 000 DM	1 000 \$	GROUP COUNTRY	DT = 100 KG	1 000 DM	1 000 \$
IRELAND	1 877	38 920	23 500	BRAZIL	1 373	83 169	50 444
DENMARK	14 886	168 173	101 204	CHILE	1 088	14 293	8 646
GREECE	14 313	337 747	204 961	BOLIVIA	233	2 652	1 591
PORTUGAL	16 963	245 270	148 883	PARAGUAY	905	16 477	9 896
SPAIN	22 142	157 525	95 340	URUGUAY	979	6 075	3 700
EU	293 904	3 123 371	1 889 209	ARGENTINA	5 022	92 004	55 884
CANARY IS	241	1 179	699	FALKLAND IS		62	36
CEUTA MEL	12	114	68	CYPRUS	738	2 539	1 531
ICELAND	287	2 841	1 714	LEBANON	1 183	2 126	1 278
NORWAY	4 683	71 644	43 358	SYRIA	19 089	144 077	87 338
SWEDEN	7 808	107 168	64 653	IRAN	18 770	204 291	122 858
FINLAND	7 036	81 075	48 829	ISRAEL	1 734	28 402	17 114
SWITZERLAND	19 544	335 632	202 589	JORDAN	485	4 758	2 899
AUSTRIA	62 137	511 558	309 097	SAUDI ARABIA	6 254	104 775	62 878
ANDORRA	17	199	122	KUWAIT	2 036	34 768	21 125
GIBRALTAR	10	117	66	BAHRAIN	167	7 141	4 382
VATICAN CITY	25	312	187	QATAR	294	7 491	4 570
MALTA	58	573	345	ARAB EMIRAT	2 544	18 952	11 447
TURKEY	13 834	245 249	148 396	OMAN	231	7 831	4 700
ESTONIA	48	804	359	YEMEN	23	1 247	751
LATVIA	2 630	5 110	3 086	AFGHANISTAN	23	363	393
LITHUANIA	262	4 577	2 735	PAKISTAN	8 237	136 862	82 592
POLAND	20 439	162 914	99 199	INDIA	1 778	26 850	16 175
CZECH REPUB	9 280	123 375	74 280	BANGLADESH	237	3 273	1 989
SLOVAKIA	6 840	42 751	25 760	SRI LANKA	72	852	510
HUNGARY	18 916	145 306	88 135	NEPAL	229	4 012	2 380
ROMANIA	4 934	31 440	19 036	MYANMAR	1 146	13 414	8 214
BULGARIA	3 263	14 273	8 574	THAILAND	5 445	99 452	60 425
ALBANIA	40	1 585	935	VIETNAM	1 394	33 475	20 209
UKRAINE	1 799	29 263	17 601	INDONESIA	13 629	249 959	151 308
BELARUS	3 583	4 571	2 715	MALAYSIA	2 439	23 959	14 491
MOLDOVA	89	3 296	1 927	BRUNEI	50	2 133	1 267
RUSSIA	21 249	245 544	146 878	SINGAPORE	6 359	68 627	41 435
GEORGIA	48	1 739	1 020	PHILIPPINES	6 379	101 477	61 333
ARMENIA	5	155	94	CHINA	19 454	378 248	228 363
AZERBAIJAN	737	952	575	NORTH KOREA	11	302	183
KAZAKHSTAN	7 636	131 250	78 925	SOUTH KOREA	2 030	30 739	18 586
TURKMENISTAN	1 451	481	286	JAPAN	2 078	51 574	31 008
UZBEKISTAN	554	1 035	620	TAIWAN	6 420	114 234	69 003
KYRGYZSTAN	5	192	113	HONG KONG	4 425	50 762	30 620
SLOVENIA	2 345	34 155	20 596	MACAO	58	744	451
CROATIA	1 476	16 083	9 698	AUSTRALIA	1 155	36 262	21 847
BOS HERZEGOV	4	124	74	PAPUA NEW G	70	1 114	649
MACEDONIA	97	713	433	NEW ZEALAND	102	2 348	1 409
MOROCCO	674	15 100	9 179	NEW CALEDON	43	183	114
ALGERIA	223	5 150	3 103	N ZEAL OCEAN	4	52	35
TUNISIA	7 017	18 709	11 257	FR POLYNESIA	14	55	32
LIBYA	757	20 443	12 419	POLAR REG		78	47
EGYPT	11 715	148 630	90 093	UNID COUNTR	2 036	49 160	28 839
SUDAN	52	1 016	615				
MAURITANIA	18	144	86	771 ELECT POWER MACHNY.PARTS			
BURKINA FASO	3	122	72	IMPORTS	636 803	1 702 301	1 028 723
NIGER	41	406	248	FRANCE	67 389	113 621	68 741
SENEGAL	7	198	123	BELGIUM LUX	17 184	31 215	18 877
GUINEA	15	696	419	NETHERLANDS	14 487	40 972	24 764
SIERRA LEONE	3	73	42	ITALY	52 471	91 006	55 119
CTE D IVOIRE	6	152	89	UNTD KINGDOM	24 459	122 199	73 693
GHANA	21	539	322	IRELAND	1 375	17 030	10 328
TOGO	30	229	139	DENMARK	3 734	6 647	4 000
BENIN	40	714	419	GREECE	401	1 089	659
NIGERIA	657	10 696	6 418	PORTUGAL	2 222	7 952	4 796
CAMEROON	43	1 768	1 089	SPAIN	14 169	28 042	17 001
CENT AFR REP	6	57	34	EU	197 891	459 773	277 978
GABON	10	54	32	CANARY IS	2	78	48
CONGO	56	389	238	NORWAY	1 027	12 905	7 839
ZAIRE	3	115	69	SWEDEN	6 677	35 579	21 406
RWANDA	440	9 706	5 775	FINLAND	53 272	71 349	43 192
BURUNDI	90	1 805	1 067	SWITZERLAND	53 359	132 791	80 153
ANGOLA	14	403	246	AUSTRIA	54 110	149 640	90 550
ETHIOPIA	24	879	535	MALTA	11	132	81
DJIBOUTI	39	758	443	TURKEY	40 361	37 162	22 429
SOMALIA	11	893	522	LITHUANIA	641	315	189
KENYA	37	421	257	POLAND	9 171	10 750	6 517
UGANDA	2	289	172	CZECH REPUB	28 491	49 324	29 797
TANZANIA	94	792	481	SLOVAKIA	787	1 913	1 149
SEYCHELLES	31	262	157	HUNGARY	15 956	31 760	19 208
MOZAMBIQUE	81	1 258	744	ROMANIA	8	246	147
MADAGASCAR	4	196	121	BULGARIA	337	996	604
REUNION	53	1 784	1 110	UKRAINE	837	824	494
MAURITIUS	17	695	415	BELARUS	166	88	50
ZAMBIA	17	655	393	RUSSIA	3 208	1 683	1 022
ZIMBABWE	99	6 625	4 021	SLOVENIA	20 096	18 067	10 939
MALAWI	4	115	70	CROATIA	16 767	17 918	10 819
SOUTH AFRICA	5 123	156 378	94 336	BOS HERZEGOV	157	120	75
NAMIBIA	104	3 342	2 000	MACEDONIA	58	1 203	728
BOTSWANA	5	196	115	MOROCCO	12	350	208
SWAZILAND	5	72	44	TUNISIA	6 717	23 331	14 117
LESOTHO	13	307	187	EGYPT	29	64	39
USA	20 630	386 010	233 029	SOUTH AFRICA	270	2 147	1 291
CANADA	832	12 050	7 227	USA	16 398	161 828	97 811
MEXICO	4 378	66 240	39 987	CANADA	4 352	15 233	9 267
BERMUDA	3	88	55	MEXICO	203	978	591
GUATEMALA	131	1 313	792	COSTA RICA	3	505	303
HONDURAS	2 498	24 032	14 287	BRAZIL	112	482	292
EL SALVADOR	410	6 872	4 137	ARGENTINA	26	118	69
NICARAGUA	39	1 079	655	ISRAEL	494	5 349	3 233
COSTA RICA	374	2 144	1 287	SAUDI ARABIA	59	434	261
PANAMA	8	143	86	KUWAIT		56	34
CUBA	18	810	490	ARAB EMIRAT	2 054	5 994	3 534
GUADELOUPE	50	1 204	727	INDIA	1 605	2 770	1 679
MARTINIQUE	26	167	99	SRI LANKA	267	377	224
NETH ANTILL	8	77	44	THAILAND	1 574	7 581	4 567
COLOMBIA	5 117	53 886	32 734	INDONESIA	33	502	301
VENEZUELA	3 212	49 910	30 071	MALAYSIA	4 624	32 681	19 775
ECUADOR	13	393	239				
PERU	137	2 733	1 619				

6 IMPORTS AND EXPORTS (SPECIAL TRADE) BY GROUPS OF THE SITC-REV. III AND BY COUNTRIES OF PRODUCTION AND CONSUMPTION 1993

GROUP COUNTRY	DT = 100 KG	1 000 DM	1 000 \$	GROUP COUNTRY	DT = 100 KG	1 000 DM	1 000 \$
SINGAPORE	5 032	34 341	20 752	JORDAN	1 528	1 916	1 150
PHILIPPINES	350	4 163	2 513	SAUDI ARABIA	14 880	20 981	12 722
CHINA	39 786	67 164	40 451	KUWAIT	15 219	23 573	14 367
SOUTH KOREA	4 402	16 901	10 194	BAHRAIN	451	539	322
JAPAN	18 730	160 215	96 749	QATAR	835	1 893	1 161
TAIWAN	17 680	79 454	48 081	ARAB EMIRAT	21 710	26 053	15 850
HONG KONG	8 028	40 481	24 471	OMAN	155	379	223
AUSTRALIA	54	987	596	YEMEN	456	604	354
NEW ZEALAND	216	2 034	1 217	PAKISTAN	1 016	5 639	3 441
UNIO COUNTR	244	737	439	INDIA	2 810	13 177	7 928
EXPORTS	1 082 047	2 457 487	1 485 592	BANGLADESH	339	400	243
FRANCE	95 383	222 017	134 452	SRI LANKA	978	779	472
BELGIUM LUX	50 251	79 266	47 987	THAILAND	16 618	27 625	16 608
NETHERLANDS	82 180	152 431	92 169	VIETNAM	133	756	463
ITALY	93 995	162 816	98 442	INDONESIA	18 432	29 322	17 643
UNTD KINGDOM	84 013	173 460	104 832	MALAYSIA	8 148	10 950	6 570
IRELAND	5 683	23 435	14 276	BRUNEI	520	326	193
DENMARK	27 972	50 486	30 636	SINGAPORE	13 324	36 773	22 167
GREECE	5 347	12 444	7 494	PHILIPPINES	6 062	8 123	4 898
PORTUGAL	23 436	34 276	20 667	MONGOLIA	128	179	104
SPAIN	29 910	98 864	59 808	CHINA	12 849	35 001	21 227
EU	498 170	1 009 495	610 763	NORTH KOREA	104	145	87
CANARY IS	46	432	296	SOUTH KOREA	4 088	13 318	8 033
ICELAND	1 454	1 407	852	JAPAN	2 010	25 032	15 223
NORWAY	13 751	34 063	20 566	TAIWAN	10 992	17 079	10 285
SWEDEN	27 224	62 966	38 005	HONG KONG	3 176	9 499	5 712
FINLAND	16 793	36 055	21 792	MACAO	114	141	87
SWITZERLAND	54 409	178 609	108 059	AUSTRALIA	3 087	18 221	11 017
AUSTRIA	55 882	195 645	118 406	NEW ZEALAND	218	1 979	1 201
MALTA	139	463	280	UNIO COUNTR	1 455	3 223	1 944
TURKEY	8 821	22 984	13 908	772 ELEC. SWITCH. RELAY. CIRCUT			
LATVIA	20	73	42	IMPORTS	922 839	5 407 279	3 269 044
LITHUANIA	14	137	86	FRANCE	101 289	531 148	321 293
POLAND	10 167	25 375	15 298	BELGIUM LUX	26 836	184 330	110 986
CZECH REPUB	16 659	44 558	26 903	NETHERLANDS	29 539	196 167	118 779
SLOVAKIA	1 907	7 539	4 548	ITALY	50 470	296 918	179 288
HUNGARY	12 066	24 084	14 538	UNTD KINGDOM	62 153	263 086	159 152
ROMANIA	1 619	2 407	1 450	IRELAND	16 854	177 228	107 614
BULGARIA	3 445	6 584	4 037	DENMARK	5 514	48 641	29 460
ALBANIA	47	78	46	GREECE	8 532	27 742	16 805
UKRAINE	604	1 381	841	PORTUGAL	25 186	145 442	87 542
BELARUS	55	302	182	SPAIN	30 377	141 416	85 549
RUSSIA	2 035	7 871	4 729	EU	356 550	2 012 118	1 216 468
KAZAKHSTAN	22	149	90	NORWAY	5 273	25 114	15 256
TURKMENISTAN	18	53	31	SWEDEN	7 470	57 055	34 513
UZBEKISTAN		55	33	FINLAND	4 800	30 615	18 547
SLOVENIA	2 418	8 568	5 172	SWITZERLAND	62 720	690 516	417 651
CRDATIA	2 205	5 083	3 088	AUSTRIA	52 881	430 207	260 236
MACEDONIA	64	1 295	787	MALTA	1 739	18 296	11 055
MOROCCO	223	1 172	712	TURKEY	1 781	4 250	2 564
ALGERIA	1 240	2 342	1 407	LITHUANIA	12	84	52
TUNISIA	8 084	17 123	10 342	POLAND	31 354	64 012	38 681
LIBYA	1 862	3 011	1 835	CZECH REPUB	40 397	100 802	60 843
EGYPT	20 133	27 873	16 768	SLOVAKIA	3 646	7 960	4 803
SUDAN	48	115	70	HUNGARY	23 352	71 225	42 997
NIGER	1 194	1 804	1 126	ROMANIA	3 084	3 612	2 164
SENEGAL	12	202	124	BULGARIA	759	5 333	3 224
GAMBIA	9	56	35	UKRAINE	150	363	218
CTE D IVOIRE	8	55	32	BELARUS	46	82	50
GHANA	328	474	285	RUSSIA	1 048	5 860	3 539
TOGO	242	319	195	SLOVENIA	14 308	37 406	22 600
NIGERIA	3 848	4 783	2 873	CRDATIA	8 688	21 782	13 159
CAMEROON	11	55	32	SERB MONTNEG	8	68	41
ZAIRE	15	52	32	MACEDONIA	64	382	232
RWANDA	9	86	51	MOROCCO	582	980	597
ETHIOPIA	27	200	122	TUNISIA	15 435	72 150	43 518
KENYA	262	833	506	EGYPT	5	70	40
UGANDA	31	184	111	NIGERIA	16	71	41
TANZANIA	15	59	36	SOUTH AFRICA	1 244	13 111	7 911
MOZAMBIQUE	70	76	47	USA	31 635	525 051	317 393
MAURITIUS	3	77	42	CANADA	1 757	48 089	29 105
ZAMBIA	253	227	134	MEXICO	1 365	17 820	10 747
ZIMBABWE	13	201	119	COSTA RICA	745	4 348	2 637
SOUTH AFRICA	3 194	15 152	9 099	COLOMBIA	24	52	33
NAMIBIA	8	59	34	VENEZUELA	12	51	32
USA	54 143	202 579	122 376	BRAZIL	7 152	19 005	11 530
CANADA	5 300	27 586	16 458	CHILE	2	101	59
MEXICO	845	4 513	2 735	ARGENTINA	6	73	43
GUATEMALA	52	202	119	ISRAEL	10 614	40 967	24 765
HONDURAS	24	62	37	JORDAN	4	60	37
EL SALVADOR	47	119	71	SAUDI ARABIA	31	193	112
NICARAGUA	14	88	38	KUWAIT	2	303	176
COSTA RICA	292	459	275	ARAB EMIRAT	126	269	158
CUBA	3	63	40	INDIA	816	4 507	2 728
BAHAMAS	199	255	150	SRI LANKA	5	244	147
JAMAICA	595	428	254	THAILAND	2 335	22 431	13 588
TRINIDAD TOB	51	49	30	INDONESIA	42	232	142
NETH ANTILL	148	187	109	MALAYSIA	5 536	50 477	30 547
COLOMBIA	480	2 137	1 306	SINGAPORE	10 115	107 562	65 024
VENEZUELA	2 716	6 400	3 947	PHILIPPINES	1 594	23 841	14 408
GUYANA	197	117	71	CHINA	10 824	33 970	20 497
ECUADOR	307	1 524	926	NORTH KOREA	41	107	64
PERU	90	802	357	SOUTH KOREA	4 375	28 460	17 190
BRAZIL	1 655	12 875	7 736	JAPAN	162 760	588 377	355 435
CHILE	991	3 770	2 310	TAIWAN	25 252	132 950	80 399
BOLIVIA	105	321	193	HONG KONG	6 830	68 758	41 701
PARAGUAY	96	902	539	AUSTRALIA	1 006	12 265	7 407
URUGUAY	386	331	198	NEW ZEALAND	122	1 858	1 128
ARGENTINA	575	3 816	2 296	AM OCEANIA	3	114	69
CYPRUS	854	1 734	1 022	UNIO COUNTR	183	670	415
LEBANON	809	940	572				
SYRIA	691	2 734	1 680				
IRAN	51 940	66 734	40 362				
ISRAEL	25 159	27 116	16 188				

6 IMPORTS AND EXPORTS (SPECIAL TRADE) BY GROUPS OF THE SITC-REV. III AND BY COUNTRIES OF PRODUCTION AND CONSUMPTION 1993

GROUP COUNTRY	DT = 100 KG	1 000 DM	1 000 \$	GROUP COUNTRY	DT = 100 KG	1 000 DM	1 000 \$
EXPORTS	1 989 821	12 534 479	7 581 280	COLOMBIA	3 570	20 062	12 163
FRANCE	180 580	1 497 430	907 240	VENEZUELA	4 187	33 119	20 076
BELGIUM LUX	116 058	579 753	350 906	SURINAME	41	167	101
NETHERLANDS	154 652	701 582	424 785	ECUADOR	560	4 446	2 652
ITALY	166 131	1 105 039	669 421	PERU	788	5 845	3 572
UNTD KINGDOM	153 793	889 245	538 093	BRAZIL	9 471	87 722	52 976
IRELAND	25 351	145 246	87 822	CHILE	3 806	25 395	15 395
DENMARK	34 416	196 090	118 746	BOLIVIA	131	742	445
GREECE	16 677	72 576	43 872	PARAGUAY	136	1 269	760
PORTUGAL	41 729	204 338	123 693	URUGUAY	832	4 842	2 944
SPAIN	92 974	488 662	295 321	ARGENTINA	4 926	39 874	24 050
EU	982 361	5 879 961	3 559 899	CYPRUS	720	4 296	2 581
CANARY IS	1 868	11 912	7 179	LEBANON	514	3 917	2 371
CEUTA MEL	6	60	35	SYRIA	2 737	8 944	5 394
ICELAND	2 342	6 517	3 930	IRAN	32 360	118 798	72 149
NORWAY	27 884	171 723	104 000	ISRAEL	30 263	177 869	107 018
SWEDEN	68 154	404 083	244 493	JORDAN	1 603	4 693	2 830
FINLAND	24 349	143 958	87 150	SAUDI ARABIA	14 311	99 508	59 965
SWITZERLAND	104 161	711 746	430 639	KUWAIT	3 239	34 638	20 771
AUSTRIA	145 120	746 762	451 789	BAHRAIN	385	3 108	1 844
MALTA	723	7 036	4 218	QATAR	414	4 746	2 816
TURKEY	27 177	199 924	120 564	ARAB EMIRAT	13 803	71 829	43 241
ESTONIA	113	612	365	OMAN	892	4 969	2 986
LATVIA	261	3 067	1 850	YEMEN	80	497	293
LITHUANIA	109	631	384	PAKISTAN	3 976	22 430	13 560
POLAND	28 411	146 998	88 822	INDIA	3 241	42 286	25 491
CZECH REPUB	48 016	266 099	160 963	BANGLADESH	162	1 541	931
SLOVAKIA	4 857	38 671	23 554	MALDIVES	24	120	74
HUNGARY	17 895	115 035	69 417	SRI LANKA	365	2 701	1 630
ROMANIA	2 357	15 401	9 290	NEPAL	26	202	121
BULGARIA	1 818	13 728	8 281	BHUTAN	7	54	31
ALBANIA	626	1 412	863	MYANMAR	25	756	459
UKRAINE	888	9 986	6 035	THAILAND	7 181	46 193	27 868
BELARUS	387	2 587	1 580	VIETNAM	191	963	573
MOLDOVA	10	132	80	INDONESIA	11 586	60 870	36 752
RUSSIA	7 349	60 164	36 372	MALAYSIA	13 463	85 128	51 487
GEORGIA	11	297	179	BRUNEI	244	1 124	661
AZERBAIJAN	145	1 159	712	SINGAPORE	33 373	212 057	128 054
KAZAKHSTAN	157	1 200	708	PHILIPPINES	7 070	44 168	26 621
UZBEKISTAN	20	663	399	MONGOLIA	7	75	44
SLOVENIA	7 400	41 399	25 006	CHINA	16 271	148 904	89 911
CROATIA	3 500	20 120	12 119	NORTH KOREA	21	366	221
BOS HERZEGOV	9	89	55	SOUTH KOREA	10 702	113 820	69 032
SERB MONTNEG		51	30	JAPAN	14 745	231 658	140 264
MACEDONIA	367	2 324	1 383	TAIWAN	9 812	75 121	45 461
MOROCCO	1 634	6 891	4 159	HONG KONG	19 395	114 851	69 382
ALGERIA	2 417	11 428	6 868	MACAO	24	115	68
TUNISIA	16 087	65 711	39 777	AUSTRALIA	20 812	119 258	72 178
LIBYA	1 653	13 931	8 385	PAPUA NEW G	10	85	41
EGYPT	12 742	67 651	40 844	AUST OCEANIA	21	237	150
SUDAN	131	613	367	NEW ZEALAND	1 944	11 977	7 249
MAURITANIA	117	382	231	NEW CALEDON	8	58	30
BURKINA FASO	5	60	36	WEST SAMOA	71	451	264
NIGER	157	2 256	1 352	SHIPS SUPPL	5	66	40
CHAD	5	52	33	UNID COUNTR	4 681	30 937	18 356
SENEGAL	16	456	267				
GUINEA	41	362	218	773 ELECTR DISTRIB.EQPT NES			
SIERRA LEONE	44	457	273	IMPORTS	3 122 478	3 311 811	2 004 512
LIBERIA	8	77	47	FRANCE	480 241	312 260	189 248
CTE D IVOIRE	13	248	143	BELGIUM LUX	169 038	117 424	70 948
GHANA	214	1 447	873	NETHERLANDS	97 509	69 101	41 544
TOGO	64	614	378	ITALY	410 027	217 173	131 651
BENIN	13	157	94	UNTD KINGDOM	104 710	125 068	75 849
NIGERIA	2 779	10 313	6 228	IRELAND	62 277	116 124	70 449
CAMEROON	9	90	55	DENMARK	6 442	9 228	5 589
GABON	6	94	52	GREECE	27 179	8 825	5 310
ZAIRE	79	380	228	PORTUGAL	79 750	281 750	170 026
RWANDA	28	271	160	SPAIN	32 785	36 660	22 281
ANGOLA	64	657	397	EU	1 469 958	1 293 613	782 895
ETHIOPIA	411	1 584	954	CEUTA MEL	61	70	42
KENYA	408	1 837	1 109	NORWAY	9 694	15 314	9 310
UGANDA	2 194	15 495	9 137	SWEDEN	94 735	54 274	32 709
TANZANIA	175	1 209	731	FINLAND	32 643	16 833	10 260
SEYCHELLES	13	56	33	SWITZERLAND	76 136	173 816	105 093
MOZAMBIQUE	703	5 214	3 080	AUSTRIA	319 236	436 660	264 755
MADAGASCAR	19	262	151	MALTA	225	1 002	604
REUNION	2	94	45	TURKEY	92 486	197 934	120 017
MAURITIUS	188	561	339	ESTONIA	410	467	272
ZAMBIA	57	540	321	POLAND	366 159	134 118	81 273
ZIMBABWE	261	1 972	1 174	CZECH REPUB	96 125	106 788	64 499
SOUTH AFRICA	15 724	101 102	61 081	SLOVAKIA	85 893	36 183	21 908
NAMIBIA	20	563	336	HUNGARY	122 401	267 040	161 473
BOTSWANA	212	327	198	ROMANIA	10 335	11 481	6 854
LESOTHO	1	94	57	BULGARIA	18 630	9 698	5 856
USA	79 269	821 071	495 838	UKRAINE	2 171	473	288
CANADA	9 477	90 325	54 363	BELARUS	1 616	256	154
ST PIERRE	4	50	30	RUSSIA	2 805	1 836	1 108
MEXICO	21 115	125 303	76 018	TURKMENISTAN	12	95	58
GUATEMALA	775	6 206	3 702	SLOVENIA	17 342	18 882	11 441
HONDURAS	270	2 612	1 564	CROATIA	8 655	5 907	3 570
EL SALVADOR	283	2 333	1 385	MACEDONIA	78 430	21 249	12 895
NICARAGUA	320	1 352	807	MOROCCO	96	81	50
COSTA RICA	291	3 208	1 941	TUNISIA	31 292	71 080	43 070
PANAMA	225	2 307	1 358	SOUTH AFRICA	1 879	6 094	3 668
CUBA	22	228	139	USA	64 655	204 241	123 609
DOMINIC REP	104	1 696	1 007	CANADA	1 197	2 646	1 596
GUADELOUPE	3	63	31	MEXICO	1 662	9 176	5 510
ANTIGUA	38	217	133	BRAZIL	741	757	455
MARTINIQUE		79	39	LEBANON	223	189	115
JAMAICA	72	420	252	ISRAEL	2 771	6 089	3 666
BARBADOS	4	88	51	INDIA	281	423	253
TRINIDAD TOB	106	681	407	THAILAND	2 167	7 538	4 557
ARUBA	514	4 324	2 860	VIETNAM	1 003	937	569
NETH ANTILL	86	467	281	INDONESIA	86	98	59

6 IMPORTS AND EXPORTS (SPECIAL TRADE) BY GROUPS OF THE SITC-REV. III AND BY COUNTRIES OF PRODUCTION AND CONSUMPTION 1993

GROUP COUNTRY	DT = 100 KG	1 000 DM	1 000 \$	GROUP COUNTRY	DT = 100 KG	1 000 DM	1 000 \$
MALAYSIA	4 349	9 167	5 546	ISRAEL	13 332	18 708	11 283
SINGAPORE	1 962	17 681	10 768	JORDAN	6 166	5 711	3 519
PHILIPPINES	1 988	3 069	1 864	SAUDI ARABIA	12 618	16 153	9 779
CHINA	53 931	47 252	28 551	KUWAIT	14 125	13 484	8 098
SOUTH KOREA	1 626	2 842	1 715	BAHRAIN	847	1 982	1 190
JAPAN	8 032	57 474	34 684	QATAR	348	1 134	692
TAIWAN	32 958	52 803	31 525	ARAB EMIRAT	23 164	18 195	10 950
HONG KONG	2 650	6 674	4 042	OMAN	3 431	3 223	1 913
AUSTRALIA	57	1 041	629	YEMEN	70	110	68
NEW ZEALAND	171	159	92	PAKISTAN	3 186	7 136	4 279
UNID COUNTR	187	134	82	INDIA	3 360	6 829	4 125
EXPORTS	2 348 252	3 062 601	1 851 372	BANGLADESH	73	306	185
FRANCE	239 380	196 054	118 678	SRI LANKA	196	638	377
BELGIUM LUX	161 989	236 528	142 755	MYANMAR	107	628	390
NETHERLANDS	203 034	189 699	114 778	THAILAND	5 155	13 195	7 969
ITALY	60 682	92 028	55 637	VIETNAM	328	1 794	1 091
UNITD KINGDOM	147 356	295 466	178 661	INDONESIA	5 324	13 816	8 415
IRELAND	21 276	23 375	14 112	MALAYSIA	4 368	10 245	6 163
DENMARK	83 380	72 571	43 959	BRUNEI	347	288	171
GREECE	9 091	16 232	9 868	SINGAPORE	18 197	30 872	18 570
PORTUGAL	49 263	80 405	48 955	PHILIPPINES	13 285	23 245	13 915
SPAIN	46 783	92 256	55 886	CHINA	16 043	43 603	26 252
EU	1 022 234	1 294 614	783 289	NORTH KOREA	40	59	36
CANARY IS	873	994	593	SOUTH KOREA	5 399	12 995	7 845
ICELAND	2 890	2 578	1 559	JAPAN	2 611	16 950	10 298
NORWAY	17 632	25 833	15 652	TAIWAN	4 434	8 412	5 118
SWEDEN	72 694	94 730	57 409	HONG KONG	6 853	12 702	7 681
FINLAND	16 689	19 987	12 084	MACAO	40	86	52
SWITZERLAND	90 106	108 552	65 702	AUSTRALIA	7 556	14 921	9 023
AUSTRIA	253 907	258 022	156 161	NEW ZEALAND	289	559	331
MALTA	6 999	8 920	5 431	N ZEAL OCEAN	98	87	51
TURKEY	45 452	50 452	30 365	SHIPS SUPPL	14	52	30
ESTONIA	86	131	76	UNID COUNTR	3 391	4 443	2 673
LATVIA	358	368	224	774 ELECTRO-MEDCL,XRAY EQUIP			
LITHUANIA	1 444	1 155	696	IMPORTS	69 477	1 202 922	726 839
POLAND	31 726	43 763	26 400	FRANCE	2 536	35 375	21 452
CZECH REPUB	92 878	146 196	88 132	BELGIUM LUX	348	5 813	3 517
SLOVAKIA	16 204	28 846	17 301	NETHERLANDS	8 967	186 365	112 432
HUNGARY	91 394	157 038	94 778	ITALY	6 482	61 791	37 303
ROMANIA	15 844	21 241	12 699	UNITD KINGDOM	5 538	57 920	34 972
BULGARIA	6 690	9 206	5 551	IRELAND	27	801	485
ALBANIA	75	75	47	DENMARK	1 531	22 744	13 736
UKRAINE	4 262	4 861	2 937	GREECE	1	58	35
BELARUS	609	686	404	PORTUGAL	141	203	124
MOLDOVA	103	270	160	SPAIN	675	6 018	3 637
RUSSIA	122 893	92 846	56 144	EU	26 246	377 088	227 693
AZERBAIJAN	31	439	272	ICELAND		69	43
KAZAKHSTAN	1 434	1 739	1 060	NORWAY	544	19 099	11 546
UZBEKISTAN	4	59	34	SWEDEN	8 004	132 725	80 253
KYRGHYZSTAN	45	58	35	FINLAND	2 005	24 892	15 016
SLOVENIA	18 113	17 452	10 557	SWITZERLAND	2 146	47 005	28 415
CROATIA	3 648	3 850	2 301	AUSTRIA	1 393	15 459	9 308
BOS HERZEGOV	70	58	34	POLAND	1 976	2 222	1 358
MACEDONIA	358	253	155	CZECH REPUB	81	363	221
MOROCCO	519	620	382	SLOVAKIA	29	176	106
ALGERIA	2 875	4 112	2 515	HUNGARY	183	1 001	603
TUNISIA	23 127	48 461	29 354	RUSSIA	121	485	291
LIBYA	13 297	8 211	4 963	SLOVENIA		48	30
EGYPT	15 197	14 640	8 904	CROATIA	2	136	84
SUDAN	423	376	229	KENYA	15	68	42
NIGER	296	815	484	SOUTH AFRICA	16	294	181
CHAD	60	94	57	USA	16 713	369 347	223 294
SENEGAL	35	51	31	CANADA	235	2 332	1 413
GUINEA	195	371	226	BRAZIL	61	970	586
LIBERIA	49	64	38	IRAN	3	110	67
GHANA	943	622	375	ISRAEL	1 202	17 377	10 529
TOGO	105	150	91	SAUDI ARABIA	8	150	93
NIGERIA	8 776	6 869	4 200	INDIA	3	132	78
ZAIRE	72	129	77	THAILAND	3	50	31
RWANDA	134	126	76	MALAYSIA	9	75	45
ANGOLA	557	416	252	SINGAPORE	12	172	105
ETHIOPIA	534	451	269	PHILIPPINES	14	55	32
KENYA	254	225	136	CHINA	20	260	160
UGANDA	1 328	1 546	951	SOUTH KOREA	132	2 540	1 532
TANZANIA	514	464	274	JAPAN	8 199	185 969	112 319
MOZAMBIQUE	601	789	464	TAIWAN	55	1 076	655
ZIMBABWE	1 253	1 130	702	HONG KONG	14	271	166
SOUTH AFRICA	7 206	17 340	10 495	AUSTRALIA	16	466	283
USA	31 440	105 825	63 837	NEW ZEALAND	1	62	36
CANADA	4 818	7 152	4 337	EXPORTS	158 303	3 410 939	2 059 382
MEXICO	9 851	35 312	21 290	FRANCE	8 574	191 679	115 716
GUATEMALA	755	574	345	BELGIUM LUX	3 022	75 076	45 376
HONDURAS	92	422	254	NETHERLANDS	14 346	219 492	132 358
EL SALVADOR	333	435	258	ITALY	5 258	133 479	80 721
NICARAGUA	1 804	2 037	1 251	UNITD KINGDOM	8 778	150 335	90 775
COSTA RICA	1 282	794	480	IRELAND	489	10 910	6 596
ANTIGUA	111	80	49	DENMARK	865	26 175	15 741
TRINIDAD TOB	188	166	103	GREECE	1 270	22 355	13 455
ARUBA	143	72	42	PORTUGAL	566	14 508	8 749
NETH ANTILL	3 216	1 353	812	SPAIN	3 224	72 626	43 815
COLOMBIA	125	459	272	EU	46 392	916 635	553 302
VENEZUELA	598	2 228	1 347	CANARY IS	6	122	72
SURINAME	142	72	43	ICELAND	47	1 132	675
ECUADOR	129	125	76	NORWAY	852	17 175	10 391
PERU	155	300	182	SWEDEN	3 145	77 802	47 122
BRAZIL	4 554	16 456	9 964	FINLAND	720	17 206	10 382
CHILE	1 710	3 456	2 095	SWITZERLAND	3 368	76 721	46 443
PARAGUAY	4 811	9 388	5 645	AUSTRIA	5 592	146 612	88 386
URUGUAY	243	409	254	MALTA	17	394	233
ARGENTINA	1 152	3 399	2 044	TURKEY	1 068	13 218	8 015
CYPRUS	624	1 304	778	ESTONIA	159	1 534	905
LEBANON	120	227	132				
SYRIA	9 327	12 765	7 827				
IRAN	79 235	51 126	30 890				

6 IMPORTS AND EXPORTS (SPECIAL TRADE) BY GROUPS OF THE SITC-REV. III AND BY COUNTRIES OF PRODUCTION AND CONSUMPTION 1993

GROUP COUNTRY	DT = 100 KG	1 000 DM	1 000 \$	GROUP COUNTRY	DT = 100 KG	1 000 DM	1 000 \$
LATVIA	24	193	118	MACAO	21	920	569
LITHUANIA	108	1 880	1 144	AUSTRALIA	1 407	32 947	19 521
POLAND	3 199	73 922	44 775	NEW ZEALAND	227	4 716	2 850
CZECH REPUB.	932	24 866	14 938	FR POLYNESIA		69	42
SLOVAKIA	314	11 227	6 853	UNID COUNTR	64	1 095	652
HUNGARY	952	20 190	12 149				
ROMANIA	1 096	37 741	22 379	775 DOM.ELEC, NON-ELEC. EQUIPT			
BULGARIA	245	4 975	2 994	IMPORTS	3 795 917	4 452 129	2 693 001
ALBANIA	169	905	551	FRANCE	491 452	720 547	436 305
UKRAINE	1 216	30 200	18 088	BELGIUM LUX	9 629	24 274	14 708
BELARUS	1 000	20 863	12 547	NETHERLANDS	74 028	157 149	95 126
MOLDOVA	3	181	109	ITALY	1 184 370	1 100 586	665 479
RUSSIA	7 435	143 122	86 226	UNTD KINGDOM	124 639	188 974	114 254
GEORGIA	98	1 562	918	IRELAND	48 339	134 264	81 536
KAZAKHSTAN	65	2 129	1 268	DENMARK	119 274	103 709	62 794
UZBEKISTAN	69	1 316	783	GREECE	3 312	3 737	2 262
KYRGHYZSTAN	26	785	467	PORTUGAL	10 858	17 630	10 631
SLOVENIA	743	13 916	8 387	SPAIN	205 074	213 130	128 711
CROATIA	600	10 021	6 083	EU	2 270 975	2 664 000	1 611 806
SERB MONTNEG	210	3 348	2 036	NORWAY	1 808	4 075	2 469
MACEDONIA	97	3 455	2 093	SWEDEN	59 970	80 094	48 591
MOROCCO	210	4 834	2 944	FINLAND	22 697	26 439	16 021
ALGERIA	184	7 459	4 448	SWITZERLAND	53 770	153 835	93 005
TUNISIA	203	4 608	2 787	AUSTRIA	294 251	365 821	221 385
LIBYA	1 215	33 806	20 791	MALTA	473	3 278	1 997
EGYPT	943	13 361	8 132	TURKEY	21 334	12 975	7 818
SUDAN	14	91	56	ESTONIA	148	123	77
GUINEA	13	163	97	LATVIA	400	130	80
SIERRA LEONE	2	65	39	LITHUANIA	3 280	1 132	674
CTE D IVOIRE	1	58	35	POLAND	118 295	76 116	46 108
GHANA	20	424	261	CZECH REPUB.	36 774	34 461	20 783
TOGO	4	98	59	SLOVAKIA	20 599	8 749	5 291
NIGERIA	214	19 336	11 800	HUNGARY	88 468	54 846	33 181
CAMEROON	15	286	177	ROMANIA	609	329	197
CENT AFR REP	13	84	51	BULGARIA	8 736	3 984	2 425
ZAIRE	5	176	104	UKRAINE	136	50	32
RWANDA	9	118	70	BELARUS	5 965	2 267	1 369
BURUNDI	2	72	44	RUSSIA	16 999	6 752	4 098
ANGOLA	6	154	91	SLOVENIA	240 819	183 706	111 194
ETHIOPIA	77	334	203	CROATIA	11 607	7 120	4 345
SOMALIA	32	205	125	MACEDONIA	2 323	1 357	820
KENYA	17	355	217	TUNISIA	103	69	39
UGANDA	9	97	58	SOUTH AFRICA	25	55	32
TANZANIA	27	331	201	USA	41 169	108 823	65 810
MOZAMBIQUE	50	709	432	CANADA	185	1 349	809
REUNION	33	111	69	MEXICO	3 783	5 754	3 482
MAURITIUS	92	3 777	2 230	BRAZIL	1 424	2 155	1 312
ZAMBIA	35	888	533	ISRAEL	693	2 887	1 743
ZIMBABWE	72	175	107	THAILAND	54 846	55 981	34 264
SOUTH AFRICA	1 126	29 468	17 834	MALAYSIA	3 525	5 244	3 124
NAMIBIA	51	818	507	SINGAPORE	12 946	22 738	13 818
BOTSWANA	22	111	67	CHINA	267 634	345 313	207 960
USA	41 886	917 114	553 532	SOUTH KOREA	81 285	87 254	52 630
CANADA	1 832	41 314	24 949	JAPAN	24 337	79 671	48 126
MEXICO	657	16 630	10 033	TAIWAN	14 185	22 990	13 858
GUATEMALA	7	421	256	HONG KONG	8 918	19 623	11 883
HONDURAS	34	71	42	UNID COUNTR	135	173	108
EL SALVADOR	68	1 913	1 149	EXPORTS	4 063 621	6 306 003	3 813 996
COSTA RICA	21	654	395	FRANCE	564 688	788 957	477 637
PANAMA	77	2 150	1 270	BELGIUM LUX	322 406	449 780	272 397
CUBA	10	371	225	NETHERLANDS	556 158	794 063	480 703
DOMINIC REP		59	35	ITALY	232 025	371 069	224 850
ST LUCIA	16	382	232	UNTD KINGDOM	273 847	357 509	215 787
COLOMBIA	345	8 741	5 248	IRELAND	9 434	21 717	13 135
VENEZUELA	220	7 793	4 715	DENMARK	130 417	196 551	118 758
ECUADOR	141	2 045	1 219	GREECE	93 822	141 706	85 669
PERU	31	780	461	PORTUGAL	53 789	74 381	45 030
BRAZIL	773	23 714	14 232	SPAIN	220 163	291 330	176 651
CHILE	194	4 477	2 720	EU	2 456 749	3 487 063	2 110 617
BOLIVIA	17	68	41	CANARY IS	7 661	13 827	8 343
PARAGUAY	3	175	102	ICELAND	4 114	6 338	3 810
URUGUAY	177	3 645	2 239	NORWAY	72 323	89 443	54 261
ARGENTINA	380	7 850	4 756	SWEDEN	132 887	172 803	104 456
CYPRUS	6	204	123	FINLAND	32 597	50 421	30 506
LEBANON	118	2 881	1 757	SWITZERLAND	238 189	416 506	252 284
SYRIA	138	1 667	1 008	AUSTRIA	399 875	579 953	351 114
IRAQ	53	1 101	666	FAERGE IS	44	76	48
IRAN	524	14 606	8 843	ANDORRA	462	1 203	726
ISRAEL	840	11 434	6 837	GIBRALTAR	47	111	64
JORDAN	165	4 486	2 713	MALTA	2 966	4 216	2 547
SAUDI ARABIA	1 196	31 690	19 192	TURKEY	106 864	131 871	79 574
KUWAIT	166	5 516	3 324	ESTONIA	1 877	1 754	1 049
BAHRAIN	39	1 379	827	LATVIA	1 250	2 352	1 419
QATAR	67	3 223	1 951	LITHUANIA	1 924	3 016	1 833
ARAB EMIRAT	259	5 862	3 543	POLAND	36 639	67 809	40 966
OMAN	66	1 888	1 133	CZECH REPUB.	30 284	54 249	32 760
YEMEN	32	824	487	SLOVAKIA	2 795	6 704	4 032
AFGHANISTAN	30	132	80	HUNGARY	15 513	27 572	16 654
PAKISTAN	327	4 137	2 490	ROMANIA	3 304	4 801	2 886
INDIA	2 313	40 651	24 482	BULGARIA	10 911	15 691	9 440
BANGLADESH	29	512	310	ALBANIA	68	122	71
SRI LANKA	34	624	370	UKRAINE	4 459	7 517	4 600
MYANMAR	27	766	478	BELARUS	923	1 589	953
THAILAND	603	12 558	7 470	RUSSIA	48 790	82 652	49 822
VIETNAM	172	2 432	1 449	AZERBAIJAN	61	330	202
INDONESIA	377	8 905	5 366	KAZAKHSTAN	521	923	563
MALAYSIA	468	7 625	4 575	SLOVENIA	10 883	30 362	18 286
BRUNEI	1	74	46	CROATIA	9 446	13 423	8 095
SINGAPORE	315	6 805	4 095	BOS HERZEGOV	14	96	58
PHILIPPINES	230	3 788	2 259	MACEDONIA	777	1 676	1 010
CHINA	4 921	96 993	58 779	MOROCCO	473	837	507
NORTH KOREA	2	796	466	ALGERIA	18	168	100
SOUTH KOREA	2 433	38 659	23 291				
JAPAN	7 319	181 863	110 089				
TAIWAN	781	21 894	13 228				
HONG KONG	846	16 936	10 288				

6 IMPORTS AND EXPORTS (SPECIAL TRADE) BY GROUPS OF THE SITC-REV. III AND BY COUNTRIES OF PRODUCTION AND CONSUMPTION 1993

GROUP COUNTRY	DT = 100 KG	1 000 DM	1 000 \$	GROUP COUNTRY	DT = 100 KG	1 000 DM	1 000 \$
TUNISIA	384	773	461	CZECH REPUB	11 989	13 227	7 987
LIBYA	1 185	3 420	2 056	SLOVAKIA	217	1 297	783
EGYPT	3 966	7 912	4 809	HUNGARY	203	4 440	2 683
MAURITANIA	29	52	33	ROMANIA	8	178	109
SENEGAL	644	245	146	BULGARIA	3	213	124
GAMBIA	188	67	42	UKRAINE	13	210	128
GUINEA	233	98	57	BELARUS	35	175	104
CTE D IVOIRE	25	153	93	RUSSIA	350	1 773	1 073
GHANA	729	568	347	SLOVENIA	525	3 475	2 106
NIGERIA	8 101	2 488	1 505	CROATIA	122	324	195
ZAIRE	37	99	58	MOROCCO	51	705	423
ANGOLA	59	183	110	RWANDA	1	369	225
ETHIOPIA	127	412	248	SOUTH AFRICA	3	190	115
KENYA	102	410	247	USA	32 847	1 645 952	995 166
UGANDA	36	63	36	CANADA	92	18 481	11 170
TANZANIA	162	144	88	MEXICO	32	6 218	3 749
SEYCHELLES	28	52	31	HAITI		134	78
MOZAMBIQUE	20	50	31	BRAZIL	432	5 154	3 103
REUNION	180	393	242	ISRAEL	76	3 699	2 230
MAURITIUS	200	549	333	KUWAIT	1	100	62
ZAMBIA	40	76	44	BAHRAIN	1	80	50
ZIMBABWE	176	324	198	ARAB EMIRAT	4	172	106
SOUTH AFRICA	22 642	22 998	13 967	INDIA	112	640	381
NAMIBIA	95	229	138	SRI LANKA	3	178	109
USA	124 611	321 792	194 074	THAILAND	1 982	115 935	70 095
CANADA	11 343	39 228	23 684	INDONESIA	61	3 694	2 218
MEXICO	3 936	9 019	5 436	MALAYSIA	4 310	474 450	287 264
NICARAGUA	3	68	42	SINGAPORE	4 990	337 895	204 380
COSTA RICA	127	318	189	PHILIPPINES	4 398	190 483	115 242
CUBA	21	94	58	CHINA	2 954	18 261	11 054
BAHAMAS	4	60	35	NORTH KOREA	28	653	397
DOMINIC REP	95	275	169	SOUTH KOREA	6 364	415 730	251 633
GUADELOUPE	49	143	84	JAPAN	37 384	1 739 356	1 051 014
MARTINIQUE	349	558	338	TAIWAN	10 924	367 256	222 198
TRINIDAD TOB	15	57	35	HONG KONG	1 486	81 709	49 480
NETH ANTILL	26	195	115	AUSTRALIA	236	2 470	1 477
COLOMBIA	492	1 268	768	NEW ZEALAND	1	128	76
VENEZUELA	367	991	601	POLAR REG		169	99
FRENCH GUIAN	62	129	78	UNID COUNTR	16	548	326
ECUADOR	171	414	247				
PERU	118	270	163	EXPORTS	654 389	6 782 287	4 092 180
BRAZIL	530	1 689	1 019	FRANCE	127 187	655 420	395 886
CHILE	4 239	8 777	5 320	BELGIUM LUX	95 179	266 355	160 800
BOLIVIA	102	246	147	NETHERLANDS	19 697	399 650	240 674
PARAGUAY	205	343	205	ITALY	52 176	1 026 742	618 140
URUGUAY	734	1 360	816	UNTD KINGDOM	67 324	659 137	397 794
ARGENTINA	3 788	8 429	5 094	IRELAND	834	102 748	61 943
CYPRUS	5 686	8 966	5 412	DENMARK	2 434	51 205	30 992
LEBANON	3 740	7 981	4 817	GREECE	274	9 146	5 512
SYRIA	649	2 064	1 243	PORTUGAL	2 506	90 308	54 569
IRAN	31 412	36 656	22 069	SPAIN	15 138	170 049	103 420
ISRAEL	47 272	54 972	33 194	EU	382 749	3 430 760	2 069 730
JORDAN	840	1 771	1 065	CEUTA MEL	3	226	140
SAUDI ARABIA	21 734	34 494	20 879	ICELAND	1	248	147
KUWAIT	4 656	7 433	4 469	NORWAY	165	12 681	7 633
BAHRAIN	1 234	2 504	1 506	SWEDEN	866	60 861	36 815
QATAR	690	1 488	903	FINLAND	21 912	54 594	32 996
ARAB EMIRAT	20 688	39 030	23 507	SWITZERLAND	2 698	132 297	79 884
OMAN	717	1 835	1 101	AUSTRIA	19 356	276 720	167 387
YEMEN	230	663	393	MALTA	58	27 919	16 896
PAKISTAN	465	1 229	744	TURKEY	42 139	117 104	70 443
INDIA	119	558	337	ESTONIA	28	125	75
SRI LANKA	95	218	129	LATVIA	2	543	330
NEPAL	91	253	154	LITHUANIA	7	668	399
MYANMAR	53	151	88	POLAND	49 098	108 767	65 766
THAILAND	3 730	9 089	5 464	CZECH REPUB	6 010	32 498	19 595
VIETNAM	97	202	118	SLOVAKIA	4 936	11 579	6 977
INDONESIA	887	2 465	1 474	HUNGARY	4 911	31 208	18 859
MALAYSIA	1 372	2 807	1 693	ROMANIA	4 465	5 040	3 029
SINGAPORE	5 436	14 184	8 556	BULGARIA	613	4 240	2 560
PHILIPPINES	887	1 208	729	ALBANIA	2	79	47
CHINA	449	1 471	892	UKRAINE	33	6 430	3 810
NORTH KOREA	42	99	63	BELARUS	12 692	13 232	8 086
SOUTH KOREA	17 513	31 319	18 937	MOLDOVA	3	55	33
JAPAN	20 786	215 559	129 695	RUSSIA	11 119	33 583	20 089
TAIWAN	5 116	13 316	8 029	KAZAKHSTAN		92	57
HONG KONG	10 632	32 374	19 593	TURKMENISTAN		84	50
AUSTRALIA	20 422	43 237	26 154	UZBEKISTAN		187	114
NEW ZEALAND	4 804	9 662	5 860	TADJIKISTAN	1	58	34
NEW CALEDON	53	133	80	SLOVENIA	8 165	15 614	9 393
FR POLYNESIA	52	130	77	CROATIA	58	2 596	1 567
UNID COUNTR	3 863	10 714	6 402	MACEDONIA	6	354	216
776 TRANSISTORS, VALVES, ETC.				MOROCCO	133	11 046	6 673
IMPORTS	340 356	8 296 432	5 017 292	ALGERIA	1 389	2 827	1 714
FRANCE	72 737	566 868	341 984	TUNISIA	1 531	5 106	3 066
BELGIUM LUX	15 224	84 608	51 232	LIBYA	4	874	539
NETHERLANDS	20 325	232 682	141 191	EGYPT	481	1 129	672
ITALY	34 906	120 795	72 669	SUDAN		50	30
UNTD KINGDOM	45 806	1 151 820	697 422	CAPE VERDE	44	72	44
IRELAND	232	38 875	23 530	GHANA	2	129	77
DENMARK	332	8 336	5 020	BENIN	3	217	130
GREECE	5	679	410	NIGERIA		292	176
PORTUGAL	125	4 245	2 590	RWANDA	13	279	165
SPAIN	680	7 907	4 765	ETHIOPIA	8	155	96
EU	190 372	2 218 815	1 340 813	TANZANIA	13	102	64
NORWAY	32	5 528	3 343	ZAMBIA		107	65
SWEDEN	264	10 659	6 448	ZIMBABWE	2	53	30
FINLAND	135	7 079	4 293	MALAWI		153	92
SWITZERLAND	1 060	58 321	35 296	SOUTH AFRICA	2 899	20 841	12 562
AUSTRIA	9 038	488 387	295 276	USA	24 611	502 415	302 986
MALTA	293	32 432	19 897	CANADA	185	8 815	5 330
TURKEY	8	732	434	MEXICO	353	5 996	3 614
POLAND	16 872	19 991	12 059	COSTA RICA	3	90	52
				TRINIDAD TOB	2	78	48
				COLOMBIA	5	405	243

6 IMPORTS AND EXPORTS (SPECIAL TRADE) BY GROUPS OF THE SITC-REV. III AND BY COUNTRIES OF PRODUCTION AND CONSUMPTION 1993

GROUP COUNTRY	DT = 100 KG	1 000 DM	1 000 \$	GROUP COUNTRY	DT = 100 KG	1 000 DM	1 000 \$
VENEZUELA	7	876	524	ARAB EMIRAT	11	467	279
ECUADOR		52	32	OMAN	4	107	63
PERU	1	155	93	PAKISTAN	8	70	40
BRAZIL	1 496	35 276	21 366	INDIA	5 086	7 317	4 430
CHILE	142	444	269	BANGLADESH	1	150	90
URUGUAY		114	68	SRI LANKA	1 840	25 093	15 108
ARGENTINA	603	14 485	8 905	THAILAND	10 614	17 704	10 693
CYPRUS	3	115	67	VIETNAM	1	52	32
LEBANON	21	256	154	INDONESIA	36 562	12 842	7 745
SYRIA	21	1 184	707	MALAYSIA	8 498	131 222	79 206
IRAN	1 000	3 114	1 869	SINGAPORE	13 891	138 432	83 575
ISRAEL	1 158	30 729	18 550	PHILIPPINES	899	14 467	8 745
JORDAN	7	257	157	CHINA	156 272	298 260	180 089
SAUDI ARABIA	14	1 120	665	NORTH KOREA	44	434	256
KUWAIT	4	168	103	SOUTH KOREA	53 627	941 237	567 778
QATAR	2	102	61	JAPAN	177 858	1 370 879	828 463
ARAB EMIRAT	2	2 041	1 233	TAIWAN	59 463	196 829	119 188
OMAN	2	282	169	HONG KONG	17 424	87 940	53 173
AFGHANISTAN	1	173	108	AUSTRALIA	966	8 552	5 157
PAKISTAN	22	1 556	941	NEW ZEALAND	326	1 154	697
INDIA	1 533	15 868	9 525	UNIO COUNTR	183	399	246
BANGLADESH	1	281	174				
SRI LANKA	15	1 069	842	EXPORTS	4 510 601	11 430 251	6 906 792
THAILAND	357	48 725	29 488	FRANCE	449 072	1 385 126	837 902
VIETNAM		47	30	BELGIUM LUX.	265 007	576 393	349 390
INDONESIA	162	1 225	743	NETHERLANDS	268 421	629 359	380 490
MALAYSIA	10 534	435 431	262 753	ITALY	306 940	917 502	555 208
SINGAPORE	7 434	338 093	203 937	UNTO KINGDOM	443 613	1 237 779	746 746
PHILIPPINES	3 544	175 645	105 910	IRELAND	11 934	159 927	96 060
CHINA	4 019	9 761	5 894	DENMARK	82 030	212 030	128 320
NORTH KOREA	331	612	374	GREECE	43 466	82 734	49 938
SOUTH KOREA	7 473	201 890	122 134	PORTUGAL	35 904	111 542	67 456
JAPAN	1 168	81 306	49 051	SPAIN	244 524	507 179	307 148
TAIWAN	6 784	299 767	180 588	EU	2 150 911	5 819 571	3 518 658
HONG KONG	2 025	113 697	68 594	CANARY IS	2 332	4 376	2 627
AUSTRALIA	186	10 086	6 071	CEUTA MEL	7 429	589	349
NEW ZEALAND		438	259	ICELAND	7 036	8 741	5 262
TUVALU	55	463	271	NORWAY	106 087	139 242	84 119
KIRIBATI	43	357	209	SWEDEN	280 705	473 551	286 673
FIJI	25	175	102	FINLAND	37 725	151 532	91 353
UNIO COUNTR	373	12 250	7 235	SWITZERLAND	128 667	574 606	347 426
				AUSTRIA	164 504	596 928	360 727
778 ELECTRIC.MACH.APPART.NES				FAEROE IS		154	91
IMPORTS	3 006 569	8 250 013	4 986 290	ANDORRA	282	688	407
FRANCE	431 759	606 392	367 010	GIBRALTAR	190	166	99
BELGIUM LUX	205 282	360 796	218 489	MALTA	1 075	3 983	2 394
NETHERLANDS	469 144	326 915	198 081	TURKEY	114 419	146 325	88 200
ITALY	287 231	539 063	326 427	ESTONIA	438	1 053	630
UNTO KINGDOM	151 531	481 960	290 790	LATVIA	870	2 645	1 587
IRELAND	6 120	46 417	28 097	LITHUANIA	1 215	3 800	2 278
DENMARK	26 928	44 772	27 115	POLAND	56 477	109 237	65 989
GREECE	12 304	56 422	34 627	CZECH REPUB	66 615	190 279	115 152
PORTUGAL	68 071	82 950	50 297	SLOVAKIA	11 207	16 760	10 125
SPAIN	130 619	265 744	160 868	HUNGARY	31 143	74 479	44 964
EU	1 788 989	2 811 431	1 701 801	ROMANIA	5 335	14 085	8 500
NORWAY	9 119	11 307	6 841	BULGARIA	18 434	16 592	10 023
SWEDEN	31 407	92 610	56 168	ALBANIA	986	454	268
FINLAND	5 242	36 951	22 333	UKRAINE	10 604	14 231	8 548
SWITZERLAND	129 852	672 382	405 184	BELARUS	1 537	2 955	1 786
AUSTRIA	201 559	302 416	183 052	MOLDOVA	16 999	7 262	4 329
MALTA	12	1 876	1 145	RUSSIA	132 780	86 708	52 476
TURKEY	1 743	8 888	5 343	GEORGIA	4	55	33
LATVIA	4 954	3 198	1 904	AZERBAIJAN	105	1 240	761
LITHUANIA	244	172	101	KAZAKHSTAN	102	1 007	602
POLAND	44 008	34 647	20 913	UZBEKISTAN	182	266	161
CZECH REPUB	30 608	86 349	52 376	KYRGHYZSTAN	1	49	30
SLOVAKIA	826	1 354	819	SLOVENIA	13 812	37 155	22 441
HUNGARY	27 457	62 782	37 925	CROATIA	4 780	13 754	8 285
ROMANIA	10 311	7 150	4 316	BOS HERZEGOV	76	451	278
BULGARIA	8 211	15 758	9 507	MACEDONIA	6 140	4 121	2 480
UKRAINE	3 890	1 231	735	MOROCCO	2 628	6 880	4 136
BELARUS	544	683	412	ALGERIA	3 120	8 606	5 195
RUSSIA	16 885	9 305	5 540	TUNISIA	3 087	12 540	7 571
KAZAKHSTAN		77	47	LIBYA	14 248	15 382	9 361
KYRGHYZSTAN	177	146	86	EGYPT	52 935	53 675	32 291
SLOVENIA	29 251	51 081	30 932	SUDAN	457	896	544
CROATIA	187	333	204	MAURITANIA	116	178	107
BOS HERZEGOV	1 236	289	178	MALI	45	160	96
SERB MONTNEG	15	157	95	BURKINA FASO	81	125	73
MACEDONIA	469	218	130	NIGER	110	590	357
TUNISIA	156	2 132	1 282	CHAD	12	56	32
LIBYA	5	185	113	CAPE VERDE	258	175	105
EGYPT	6	461	273	SENEGAL	219	660	391
NIGERIA	4	104	64	GAMBIA	862	618	372
CAMEROON	2	49	30	GUIN BISSAU	140	96	57
KENYA	3	494	300	GUINEA	86	183	101
SOUTH AFRICA	1 098	9 914	5 925	SIERRA LEONE	1 225	660	398
USA	89 218	676 955	408 842	CTE D IVOIRE	368	1 135	678
CANADA	4 474	32 707	19 817	GHANA	1 855	1 625	967
MEXICO	4 065	16 366	9 722	TOGO	57	111	67
EL SALVADOR	3	146	87	BENIN	53	118	66
PANAMA	142	390	233	NIGERIA	9 869	12 594	7 604
BARBADOS		57	33	CAMEROON	482	873	526
COLOMBIA	14	183	111	CENT AFR REP	60	130	80
VENEZUELA	17	488	296	GABON	46	353	214
BRAZIL	14 212	25 549	15 490	CONGO	102	181	103
URUGUAY	2	93	58	ZAIRE	172	566	338
ARGENTINA	27	829	495	RWANDA	124	349	211
LEBANON	141	347	213	BURUNDI	93	167	96
IRAN	112	327	196	ANGOLA	285	430	256
ISRAEL	1 578	14 318	8 648	ETHIOPIA	1 676	2 086	1 272
JORDAN	345	508	316	KENYA	321	1 454	863
SAUDI ARABIA	17	287	174	UGANDA	340	837	503
KUWAIT		76	45	TANZANIA	1 556	3 803	2 308
				SEYCHELLES	17	56	33

6 IMPORTS AND EXPORTS (SPECIAL TRADE) BY GROUPS OF THE SITC-REV. III AND BY COUNTRIES OF PRODUCTION AND CONSUMPTION 1993

GROUP COUNTRY	DT = 100 KG	1 000 DM	1 000 \$	GROUP COUNTRY	DT = 100 KG	1 000 DM	1 000 \$
MOZAMBIQUE	143	1 071	651	LITHUANIA	219	209	127
MADAGASCAR	126	436	253	POLAND	199 687	180 701	109 555
REUNION	170	840	504	CZECH REPUB	175 705	195 989	119 676
MAURITIUS	152	519	306	SLOVAKIA	19 951	41 554	25 095
ZAMBIA	141	927	549	HUNGARY	3 508	5 163	3 142
ZIMBABWE	294	1 493	895	ROMANIA	1 336	858	522
MALAWI	24	117	67	BULGARIA	219	148	90
SOUTH AFRICA	25 891	82 450	49 871	UKRAINE	430	188	113
NAMIBIA	355	458	278	BELARUS	3 367	2 224	1 368
BOTSWANA	88	234	140	RUSSIA	27 601	18 451	11 073
LESOTHO	3	87	54	SLOVENIA	437	591	361
USA	243 536	846 802	511 523	CROATIA	347	242	148
CANADA	52 697	79 948	48 220	BOS HERZEGOV	711	332	202
MEXICO	35 707	102 751	62 099	MOROCCO	72	235	138
GUATEMALA	672	2 454	1 482	ALGERIA	84	83	51
HONDURAS	28	160	99	TUNISIA	94	110	65
EL SALVADOR	107	636	378	LIBYA	92	123	72
NICARAGUA	98	154	94	EGYPT	210	414	247
COSTA RICA	465	1 990	1 211	LIBERIA	132	382	234
PANAMA	208	965	573	CTE D IVOIRE	104	215	132
CUBA	74	444	271	CAMEROON	14	59	36
BAHAMAS	5	85	52	SOUTH AFRICA	334	496	299
DOMINIC REP	765	430	262	USA	645 570	1 144 797	694 167
GUADELOUPE	91	408	247	CANADA	58 434	88 848	53 457
MARTINIQUE	542	815	493	MEXICO	1 883	3 914	2 368
JAMAICA	34	183	109	MARTINIQUE	21	154	94
ST LUCIA	22	98	56	JAMAICA	15	178	108
TRINIDAD TOB	822	407	247	BRAZIL	12 641	15 752	9 590
NETH ANTILL	52	308	181	ARGENTINA	136	201	120
COLOMBIA	5 249	13 375	8 091	SYRIA	57	308	188
VENEZUELA	40 336	23 998	14 333	IRAN	14	56	34
SURINAME	8	89	55	ISRAEL	85	236	145
FRENCH GUIAN	15	77	45	SAUDI ARABIA	318	1 179	703
ECUADOR	2 463	9 602	5 797	QATAR	18	88	51
PERU	2 931	4 143	2 475	ARAB EMIRAT	80	2 086	1 239
BRAZIL	31 610	96 421	58 197	INDIA	1 005	858	518
CHILE	7 407	17 221	10 422	THAILAND	6 524	7 870	4 659
BOLIVIA	98	724	439	INDONESIA	55	157	93
PARAGUAY	503	1 623	973	MALAYSIA	85	168	103
URUGUAY	389	1 326	787	CHINA	243	1 178	693
ARGENTINA	14 688	68 467	41 042	SOUTH KOREA	366 499	451 678	274 037
CYPRUS	2 394	4 234	2 568	JAPAN	4 480 093	7 161 617	4 340 597
LEBANON	4 424	8 744	5 266	TAIWAN	462	948	579
SYRIA	6 112	7 820	4 718	HONG KONG	110	410	243
IRAN	22 826	96 648	58 559	AUSTRALIA	32 400	61 854	36 845
ISRAEL	30 374	71 726	43 294	NEW ZEALAND	109	271	166
JORDAN	8 540	9 478	5 781	UNID COUNTR	490	180	108
SAUDI ARABIA	38 072	55 932	33 725	EXPORTS	25 432 804	58 615 738	35 458 742
KUWAIT	7 936	14 855	8 948	FRANCE	2 289 612	5 016 547	3 032 884
BAHRAIN	5 851	4 509	2 722	BELGIUM LUX	4 418 436	6 525 155	3 961 096
QATAR	12 111	7 116	4 268	NETHERLANDS	1 072 144	2 015 697	1 221 310
ARAB EMIRAT	9 955	25 594	15 431	ITALY	3 161 360	6 543 776	3 963 516
OMAN	1 394	4 229	2 557	UNITD KINGDOM	2 486 850	5 975 010	3 615 113
YEMEN	865	1 510	906	IRELAND	84 129	151 728	91 839
AFGHANISTAN	253	203	123	DENMARK	251 792	397 533	241 425
PAKISTAN	1 667	7 222	4 368	GREECE	180 407	338 112	205 820
INDIA	28 737	25 353	15 208	PORTUGAL	295 146	548 131	331 059
BANGLADESH	137	577	347	SPAIN	1 057 626	2 364 632	1 432 112
SRI LANKA	1 163	5 118	3 100	EU	15 297 502	29 874 321	18 096 173
NEPAL	5	93	57	CANARY IS	13 967	34 481	20 872
MYANMAR	4 468	9 626	5 842	CEUTA MEL	2 036	5 286	3 196
THAILAND	20 057	46 804	28 233	ICELAND	5 624	9 128	5 549
VIETNAM	265	872	527	NORWAY	289 828	468 620	282 407
INDONESIA	34 875	73 029	43 984	SWEDEN	308 177	588 000	354 609
MALAYSIA	25 853	61 153	36 967	FINLAND	160 915	217 272	131 020
BRUNEI	60	315	187	SWITZERLAND	860 677	2 235 880	1 354 775
SINGAPORE	26 195	78 758	47 492	AUSTRIA	1 152 827	2 552 481	1 549 039
PHILIPPINES	8 849	18 798	11 314	ANDORRA	1 745	7 066	4 254
CHINA	33 187	128 472	77 142	GIBRALTAR	1 310	4 927	2 957
NORTH KOREA	1 404	2 299	1 397	VATICAN CITY	32	112	68
SOUTH KOREA	32 535	76 842	46 386	MALTA	5 627	16 236	9 838
JAPAN	38 866	228 708	138 068	TURKEY	252 180	569 151	343 442
TAIWAN	41 850	82 098	49 462	ESTONIA	14 323	18 666	11 222
HONG KONG	38 972	118 305	71 461	LATVIA	29 087	56 683	34 398
AUSTRALIA	64 148	101 976	61 613	LITHUANIA	40 525	52 441	31 490
PAPUA NEW G	8	288	179	POLAND	343 090	473 244	286 996
NEW ZEALAND	10 814	11 620	7 009	CZECH REPUB	166 699	305 193	184 820
NEW CALEDON	77	486	284	SLOVAKIA	18 628	31 427	18 974
FR POLYNESIA	1 989	1 792	1 079	HUNGARY	286 245	412 625	250 207
POLAR REG	1	420	245	ROMANIA	27 300	61 484	36 967
UNID COUNTR	2 912	23 657	14 300	BULGARIA	39 328	73 990	44 604
				ALBANIA	1 765	1 947	1 170
				UKRAINE	45 511	84 101	50 819
				BELARUS	17 577	22 779	13 745
				MOLDOVA	1 281	1 484	891
				RUSSIA	225 308	585 347	352 154
				GEORGIA	1 773	3 093	1 863
				ARMENIA	227	316	188
				AZERBAIJAN	803	1 751	1 049
				KAZAKHSTAN	21 383	48 985	29 541
				TURKMENISTAN	459	1 106	661
				UZBEKISTAN	2 404	9 829	5 907
				TADJIKISTAN	222	320	195
				KYRGHYZSTAN	1 869	3 256	1 942
				SLOVENIA	66 242	132 594	79 919
				CROATIA	44 672	76 354	45 957
				BOS HERZEGOV	1 996	3 835	2 339
				SERB MONTNEG	69	117	71
				MACEDONIA	3 690	9 667	5 798
				MOROCCO	6 585	18 957	11 445
				ALGERIA	20 711	40 052	24 061
				TUNISIA	6 981	16 394	9 874
				LIBYA	7 113	15 559	9 418
				EGYPT	35 722	97 449	58 732
781 PASS.MOTOR VEHCLS.EX.BUS							
IMPORTS	16 871 545	28 517 659	17 300 248				
FRANCE	2 986 204	5 079 295	3 087 491				
BELGIUM LUX	3 346 739	6 239 202	3 799 554				
NETHERLANDS	81 808	156 188	94 823				
ITALY	1 052 179	1 593 840	961 951				
UNITD KINGDOM	1 130 301	2 072 189	1 256 250				
DENMARK	22 483	43 188	25 915				
GREECE	813	1 072	635				
PORTUGAL	79 463	141 660	86 105				
SPAIN	1 812 318	3 034 980	1 833 469				
EU	10 512 308	18 361 614	11 146 193				
CANARY IS	1 314	2 144	1 297				
NORWAY	640	1 348	826				
SWEDEN	126 387	318 445	192 698				
FINLAND	29 441	54 429	32 826				
SWITZERLAND	18 689	30 121	18 297				
AUSTRIA	139 262	354 033	213 379				
GIBRALTAR	63	119	70				
TURKEY	361	450	271				
ESTONIA	165	163	98				
LATVIA	334	511	310				

6 IMPORTS AND EXPORTS (SPECIAL TRADE) BY GROUPS OF THE SITC-REV. III AND BY COUNTRIES OF PRODUCTION AND CONSUMPTION 1993

GROUP COUNTRY	DT = 100 KG	1 000 DM	1 000 \$	GROUP COUNTRY	DT = 100 KG	1 000 DM	1 000 \$
SUDAN	1 610	8 892	5 256	BRUNEI	9 333	59 687	36 061
MAURITANIA	455	959	584	SINGAPORE	101 150	307 148	185 423
MALI	320	883	539	PHILIPPINES	4 145	15 902	9 521
BURKINA FASO	107	334	201	MONGOLIA	1 067	1 247	754
NIGER	1 961	804	492	CHINA	146 188	590 361	356 992
CHAD	98	208	124	NORTH KOREA	10 778	21 773	13 157
CAPE VERDE	130	319	188	SOUTH KOREA	4 364	17 544	10 568
SENEGAL	612	1 719	1 040	JAPAN	1 058 493	4 988 095	3 004 142
GAMBIA	4 197	4 592	2 789	TAIWAN	327 865	955 615	577 806
GUIN BISSAU	40	110	65	HONG KONG	167 336	625 985	379 073
GUINEA	908	886	535	MACAO	51	369	219
SIERRA LEONE	574	354	214	AUSTRALIA	146 924	403 330	243 760
LIBERIA	1 309	5 101	3 088	PAPUA NEW G	136	681	415
CTE D IVOIRE	1 617	4 641	2 821	NEW ZEALAND	15 016	48 270	29 231
GHANA	5 656	8 177	4 937	NEW CALEDON	7 530	16 941	10 235
TOGO	5 168	7 223	4 363	AM OCEANIA	689	2 373	1 432
BENIN	25 492	7 468	4 513	FR POLYNESIA	2 697	6 142	3 700
NIGERIA	58 822	50 133	30 106	UNID COUNTR	2 298	3 670	2 146
CAMEROON	1 230	2 216	1 335				
CENT AFR REP	29	115	67	782 GOODS, SPCL TRANSPORT VEH			
EQUAT GUINEA	28	79	48	IMPORTS	2 531 601	3 558 759	2 156 972
GABON	243	1 070	635	FRANCE	409 550	667 398	404 265
CONGO	203	549	326	BELGIUM LUX	234 409	298 747	182 490
ZAIRE	1 596	6 214	3 728	NETHERLANDS	143 270	229 031	139 149
RWANDA	274	801	479	ITALY	475 551	662 647	400 452
BURUNDI	1 084	4 538	2 771	UNTD KINGDOM	124 286	208 294	126 889
ANGOLA	5 233	15 216	9 234	DENMARK	16 288	6 352	3 865
ETHIOPIA	2 354	3 228	1 953	GREECE	3 904	1 191	724
DJIBOUTI	204	796	486	PORTUGAL	11 520	18 295	10 993
SOMALIA	32	77	47	SPAIN	126 193	183 050	110 822
KENYA	1 662	6 494	3 922	EU	1 544 971	2 275 005	1 379 649
UGANDA	207	752	459	NORWAY	13 916	17 303	10 420
TANZANIA	367	1 073	645	SWEDEN	116 067	146 661	88 901
SEYCHELLES	1 945	7 810	4 730	FINLAND	10 713	15 325	9 276
MOZAMBIQUE	275	857	529	SWITZERLAND	82 972	215 478	130 341
MADAGASCAR	1 322	2 606	1 562	AUSTRIA	334 951	511 053	309 274
REUNION	12 013	24 113	14 516	MALTA	99	130	79
MAURITIUS	2 521	6 129	3 677	TURKEY	914	812	480
ZAMBIA	518	2 868	1 735	POLAND	23 424	19 165	11 639
ZIMBABWE	1 035	4 169	2 523	CZECH REPUB	119 001	54 118	32 936
MALAWI	677	4 064	2 443	SLOVAKIA	14 246	7 685	4 699
SOUTH AFRICA	63 704	91 374	55 569	HUNGARY	2 248	1 844	1 114
NAMIBIA	204	859	520	ROMANIA	250	157	93
BOTSWANA	15	70	43	BULGARIA	360	301	187
SWAZILAND	33	162	95	UKRAINE	1 021	1 646	968
LESOTHO	37	115	71	RUSSIA	8 629	3 371	2 066
USA	2 413 258	8 016 563	4 840 062	SLOVENIA	5 355	8 519	5 213
CANADA	158 282	474 896	287 949	ALGERIA	100	58	34
MEXICO	10 320	57 068	34 463	GUINEA	79	160	97
BERMUDA	86	215	129	USA	17 168	15 753	9 501
GUATEMALA	3 626	9 019	5 448	CANADA	5 351	7 456	4 646
HONDURAS	212	720	430	BRAZIL	30 268	33 404	20 205
EL SALVADOR	1 197	4 125	2 477	ISRAEL	480	870	513
COSTA RICA	3 605	7 506	4 533	SAUDI ARABIA	503	563	347
PANAMA	8 259	24 418	14 687	KUWAIT	820	500	292
HAITI	80	273	161	ARAB EMIRAT	48	162	94
BAHAMAS	259	559	335	THAILAND	497	627	372
DOMINIC REP	1 192	4 611	2 783	SINGAPORE	150	361	223
GUADELOUPE	8 883	21 374	12 909	SOUTH KOREA	74	66	38
MARTINIQUE	9 244	19 804	11 964	JAPAN	196 267	220 090	133 206
JAMAICA	1 330	5 252	3 169	EXPORTS	4 726 711	5 995 054	3 619 252
ST LUCIA	591	2 611	1 561	FRANCE	357 997	670 648	404 490
BARBADOS	2 215	9 361	5 675	BELGIUM LUX	231 400	254 686	153 812
TRINIDAD TOB	375	1 414	851	NETHERLANDS	349 202	420 852	254 302
ARUBA	98	497	303	ITALY	320 887	434 835	263 527
NETH ANTILL	368	1 317	795	UNTD KINGDOM	391 651	604 499	364 304
COLOMBIA	7 972	25 828	15 588	IRELAND	12 297	18 316	11 042
VENEZUELA	8 327	32 859	19 840	DENMARK	80 054	130 737	78 890
GUYANA	28	123	75	GREECE	284 163	126 391	76 731
SURINAME	50	185	111	PORTUGAL	44 637	56 010	33 806
FRENCH GUIAN	236	762	463	SPAIN	85 028	122 182	73 666
ECUADOR	2 094	7 804	4 720	EU	2 157 316	2 839 156	1 714 570
PERU	2 189	7 713	4 660	CANARY IS	2 535	3 663	2 221
BRAZIL	63 368	187 311	112 845	CEUTA MEL	30	52	32
CHILE	17 215	48 470	29 322	ICELAND	2 343	3 343	2 024
BOLIVIA	511	1 096	652	NORWAY	55 999	94 503	57 069
PARAGUAY	2 625	7 657	4 603	SWEDEN	39 332	57 873	35 060
URUGUAY	6 719	24 495	14 787	FINLAND	32 103	44 416	27 037
ARGENTINA	17 761	61 344	36 887	SWITZERLAND	188 125	413 011	249 865
CYPRUS	15 749	37 973	23 013	AUSTRIA	267 931	466 542	282 040
LEBANON	35 398	42 936	25 932	ANDORRA	606	1 043	639
SYRIA	11 957	39 731	24 056	MALTA	31	63	40
IRAQ	77	421	247	TURKEY	85 363	123 950	74 405
IRAN	3 057	7 586	4 585	ESTONIA	8 863	3 791	2 293
ISRAEL	89 212	162 485	97 691	LATVIA	13 106	6 163	3 731
JORDAN	13 988	35 310	21 276	LITHUANIA	23 102	9 224	5 555
SAUDI ARABIA	74 651	298 211	180 985	POLAND	158 079	168 359	101 778
KUWAIT	41 060	137 086	82 607	CZECH REPUB	58 184	68 938	41 588
BAHRAIN	8 813	33 106	20 048	SLOVAKIA	6 150	10 241	6 212
QATAR	12 787	62 671	37 925	HUNGARY	86 588	92 205	55 816
ARAB EMIRAT	80 420	271 756	163 580	ROMANIA	30 299	17 893	10 796
OMAN	21 416	94 072	56 953	BULGARIA	29 930	15 207	9 200
YEMEN	1 924	7 361	4 414	ALBANIA	10 052	2 985	1 790
AFGHANISTAN	408	721	434	UKRAINE	19 697	14 823	8 964
PAKISTAN	4 497	18 656	11 315	BELARUS	7 266	2 839	1 696
INDIA	2 235	10 264	6 173	MOLDOVA	882	219	129
BANGLADESH	85	150	92	RUSSIA	136 340	220 724	131 756
SRI LANKA	2 115	10 046	6 053	GEORGIA	134	70	42
NEPAL	40	139	81	AZERBAIJAN	137	669	414
MYANMAR	1 068	2 201	1 346	KAZAKHSTAN	9 701	12 773	7 841
THAILAND	178 046	547 963	332 044	TURKMENISTAN	4 962	7 909	4 638
LAOS	91	241	146	UZBEKISTAN	552	1 639	982
VIETNAM	1 446	2 275	1 371				
CAMBODIA	453	1 606	970				
INDONESIA	13 742	54 052	32 169				
MALAYSIA	19 180	69 128	41 633				

6 IMPORTS AND EXPORTS (SPECIAL TRADE) BY GROUPS OF THE SITC-REV. III AND BY COUNTRIES OF PRODUCTION AND CONSUMPTION 1993

GROUP COUNTRY	DT = 100 KG	1 000 DM	1 000 \$	GROUP COUNTRY	DT = 100 KG	1 000 DM	1 000 \$
TADJIKISTAN	30	74	43	NEW CALEDON	1 651	2 207	1 334
KYRGHYZSTAN	188	63	38	FR POLYNESIA	1 098	1 438	859
SLOVENIA	40 796	35 418	21 444	783 ROAD MOTOR VEHICLES NES			
CROATIA	129 288	49 382	29 921	IMPORTS	332 513	695 530	420 894
BOS HERZEGOV	6 144	1 473	895	FRANCE	126 834	345 344	209 280
MACEDONIA	21 297	9 219	5 517	BELGIUM LUX	25 847	35 102	21 328
MOROCCO	20 482	5 131	3 055	NETHERLANDS	17 627	17 721	10 774
ALGERIA	8 457	15 283	9 238	ITALY	4 905	4 812	2 940
TUNISIA	15 481	10 050	6 054	UNTD KINGDOM	2 005	3 139	1 904
LIBYA	13 787	27 761	16 877	DENMARK	10 930	23 456	14 203
EGYPT	15 705	15 624	9 455	GREECE	1 077	947	579
SUDAN	4 354	3 436	2 080	PORTUGAL	3 612	5 428	3 277
MAURITANIA	1 413	2 648	1 606	SPAIN	8 518	23 705	14 251
MALI	2 078	906	552	EU	201 355	459 654	278 536
BURKINA FASO	1 067	907	543	NORWAY	3 872	5 579	3 385
NIGER	2 075	2 351	1 461	SWEDEN	28 471	40 417	24 466
CAPE VERDE	300	283	172	FINLAND	611	1 017	627
SENEGAL	1 810	909	560	SWITZERLAND	27 386	70 719	42 736
GAMBIA	2 176	336	200	AUSTRIA	46 044	78 914	47 586
GUINEA	2 290	1 259	749	TURKEY	5 327	15 568	9 256
SIERRA LEONE	1 536	1 153	687	LITHUANIA	224	57	33
LIBERIA	722	168	102	POLAND	1 305	504	304
CTE D IVOIRE	886	1 472	900	CZECH REPUBL	5 637	5 305	3 203
GHANA	13 229	3 715	2 255	HUNGARY	3 158	4 451	2 684
TOGO	1 602	955	589	BULGARIA	140	137	83
BENIN	1 990	468	289	UKRAINE	63	136	79
NIGERIA	47 258	34 805	20 842	RUSSIA	1 973	684	405
CAMEROON	4 412	5 833	3 531	SLOVENIA	4 426	9 234	5 619
CENT AFR REP	469	890	556	CROATIA	592	570	345
GABON	1 546	2 010	1 206	USA	837	735	446
CONGO	786	631	382	CANADA	804	664	403
ZAIRE	1 545	1 981	1 185	SAUDI ARABIA	220	1 118	658
RWANDA	2 678	6 066	3 716	EXPORTS	1 799 631	2 807 145	1 695 159
BURUNDI	1 011	2 047	1 231	FRANCE	259 807	562 037	338 015
ANGOLA	11 268	3 626	2 249	BELGIUM LUX	86 270	177 245	107 687
ETHIOPIA	10 340	7 437	4 566	NETHERLANDS	74 058	128 475	77 451
DJIBOUTI	1 487	1 946	1 206	ITALY	110 272	213 605	128 833
KENYA	896	451	264	UNTD KINGDOM	205 991	300 289	180 605
UGANDA	459	521	317	IRELAND	5 296	8 644	5 168
TANZANIA	1 458	2 306	1 394	DENMARK	24 619	49 848	30 032
MOZAMBIQUE	2 910	4 316	2 634	GREECE	53 211	73 417	44 955
MADAGASCAR	797	748	438	PORTUGAL	10 394	10 389	6 340
REUNION	1 236	2 016	1 207	SPAIN	30 043	53 948	32 488
ZAMBIA	996	1 106	678	EU	859 961	1 577 837	951 574
ZIMBABWE	565	898	547	ICELAND	1 138	1 606	990
MALAWI	312	569	346	NORWAY	5 916	16 450	10 013
SOUTH AFRICA	5 298	5 351	3 215	SWEDEN	6 986	22 995	14 014
NAMIBIA	1 642	304	182	FINLAND	3 725	7 227	4 289
USA	109 718	92 895	55 969	SWITZERLAND	42 403	142 422	86 118
CANADA	6 210	7 404	4 511	AUSTRIA	104 832	260 616	157 388
MEXICO	1 631	5 200	3 160	ANDORRA	206	394	241
GUATEMALA	447	84	50	MALTA	81	200	123
DOMINIC REP	87	105	66	TURKEY	20 508	45 946	27 573
GUADELOUPE	2 331	3 950	2 376	ESTONIA	4 922	3 578	2 158
MARTINIQUE	1 132	2 004	1 204	LATVIA	7 719	7 896	4 756
JAMAICA	67	173	101	LITHUANIA	15 041	10 346	6 238
NETH ANTILL	72	188	114	POLAND	53 256	47 615	29 011
COLOMBIA	239	590	361	CZECH REPUBL	25 646	44 060	26 671
VENEZUELA	2 148	1 495	897	SLOVAKIA	4 954	7 831	4 831
GUYANA	540	319	186	HUNGARY	47 593	16 547	9 991
FRENCH GUIAN	75	136	83	ROMANIA	38 301	42 891	26 060
ECUADOR	5 883	778	474	BULGARIA	30 860	18 834	11 272
PERU	470	389	242	ALBANIA	1 660	527	323
BRAZIL	2 150	11 583	7 053	UKRAINE	24 373	25 518	15 376
CHILE	22 532	11 805	7 222	BELARUS	11 642	8 542	5 210
BOLIVIA	1 492	161	96	MOLOOVA	367	414	244
PARAGUAY	669	593	357	RUSSIA	101 309	86 954	53 001
ARGENTINA	7 517	12 082	7 078	KAZAKHSTAN	10 137	4 925	3 015
CYPRUS	1 756	1 745	1 040	UZBEKISTAN	13 151	38 830	24 182
LEBANON	25 014	4 514	2 705	KYRGHYZSTAN	1 170	331	194
SYRIA	14 264	8 568	5 064	SLOVENIA	12 840	14 745	8 918
IRAN	59 101	77 856	48 067	CROATIA	34 062	37 729	22 657
ISRAEL	57 263	102 459	61 582	BOS HERZEGOV	1 060	413	253
JORDAN	30 448	10 266	6 168	MACEDONIA	10 990	8 287	4 988
SAUDI ARABIA	171 451	141 630	85 618	MOROCCO	4 534	196	115
KUWAIT	36 710	42 812	25 795	ALGERIA	1 111	1 895	1 174
BAHRAIN	1 290	2 648	1 621	TUNISIA	311	92	56
QATAR	2 718	3 914	2 347	LIBYA	13 159	27 546	16 465
ARAB EMIRAT	130 785	139 869	84 215	EGYPT	3 249	8 096	4 991
OMAN	6 245	8 048	4 860	SUDAN	1 396	432	263
YEMEN	1 075	1 863	1 110	MALI	396	213	130
AFGHANISTAN	3 493	459	276	CAPE VERDE	29	73	45
PAKISTAN	7 676	6 989	4 216	SENEGAL	100	53	32
INDIA	3 948	3 852	2 323	GAMBIA	540	178	108
BANGLADESH	60	96	56	GUINEA	740	182	110
MALDIVES	700	2 891	1 758	SIERRA LEONE	249	209	129
SRI LANKA	224	62	39	CTE D IVOIRE	1 004	1 547	955
NEPAL	243	81	48	GHANA	3 010	1 773	1 059
THAILAND	16 167	36 465	21 524	TOGO	330	432	256
LAOS	2 949	3 273	1 993	NIGERIA	6 017	2 040	1 221
VIETNAM	1 475	903	550	CAMEROON	570	949	588
INDONESIA	4 299	7 904	4 684	GABON	367	539	323
MALAYSIA	2 741	4 057	2 385	RWANDA	747	1 231	756
BRUNEI	459	1 415	838	ANGOLA	2 185	1 712	1 041
SINGAPORE	7 388	11 876	7 062	ETHIOPIA	478	170	104
PHILIPPINES	960	1 984	1 197	KENYA	237	509	298
MONGOLIA	250	79	47	TANZANIA	932	1 226	755
CHINA	37 727	83 015	50 196	MOZAMBIQUE	254	385	230
SOUTH KOREA	24 303	47 273	28 726	ZAMBIA	4 324	5 942	3 665
JAPAN	28 881	49 573	29 629	MALAWI	358	720	433
TAIWAN	6 436	6 515	3 950	SOUTH AFRICA	1 622	3 789	2 222
HONG KONG	13 122	19 019	11 407				
MACAO	138	847	495				
AUSTRALIA	14 361	18 216	10 971				
PAPUA NEW G	64	77	47				
NEW ZEALAND	3 142	5 513	3 296				

6 IMPORTS AND EXPORTS (SPECIAL TRADE) BY GROUPS OF THE SITC-REV. III AND BY COUNTRIES OF PRODUCTION AND CONSUMPTION 1993

GROUP COUNTRY	DT = 100 KG	1 000 DM	1 000 \$	GROUP COUNTRY	DT = 100 KG	1 000 DM	1 000 \$
USA	7 142	17 915	10 753	EXPORTS	19 610 562	26 715 329	16 195 065
MEXICO	338	914	563	FRANCE	2 008 855	2 502 191	1 517 532
MARTINIQUE	115	121	76	BELGIUM LUX	3 919 243	3 990 035	2 427 151
COLOMBIA	188	203	128	NETHERLANDS	556 502	782 016	473 118
VENEZUELA	277	329	199	ITALY	548 536	1 183 543	717 926
ECUADOR	186	310	191	UNITD KINGDOM	3 203 633	3 385 033	2 053 403
CHILE	3 682	3 956	2 389	IRELAND	12 453	28 288	17 105
BOLIVIA	104	59	36	DENMARK	125 263	226 562	137 235
PARAGUAY	278	263	182	GREECE	83 018	135 649	82 068
LEBANON	3 703	679	407	PORTUGAL	53 779	113 857	68 965
SYRIA	5 550	2 555	1 554	SPAIN	1 508 237	1 721 529	1 040 986
IRAN	16 013	12 719	7 886	EU	12 019 519	14 068 703	8 535 489
ISRAEL	1 413	2 638	1 581	CANARY IS	3 751	10 610	6 391
JORDAN	19 708	14 185	8 502	CEUTA MEL	3 113	7 884	4 762
SAUDI ARABIA	123 225	100 291	60 285	ICELAND	1 106	2 601	1 575
KUWAIT	5 125	5 593	3 389	NORWAY	39 354	67 611	40 828
BAHRAIN	649	326	193	SWEDEN	723 082	945 790	573 016
QATAR	61	82	48	FINLAND	71 607	126 936	77 181
ARAB EMIRAT	19 827	15 626	9 388	SWITZERLAND	727 160	639 265	389 127
OMAN	6 463	8 635	5 225	AUSTRIA	1 101 018	1 608 948	978 163
AFGHANISTAN	3 557	415	251	ANDORRA	432	1 344	799
PAKISTAN	1 284	1 872	1 136	MALTA	626	1 983	1 198
THAILAND	1 467	1 959	1 186	TURKEY	506 091	609 795	371 745
LAOS	100	126	78	ESTONIA	1 542	4 899	2 932
INDONESIA	1 140	1 643	970	LATVIA	1 771	9 282	5 566
MALAYSIA	1 426	1 891	1 147	LITHUANIA	5 358	20 349	12 217
SINGAPORE	571	716	444	POLAND	69 586	171 180	103 362
CHINA	3 996	2 473	1 476	CZECH REPUBL	136 317	192 034	116 067
JAPAN	2 787	11 685	7 002	SLOVAKIA	21 219	36 004	21 850
TAIWAN	12 783	17 432	10 428	HUNGARY	98 222	130 386	78 678
HONG KONG	7 791	11 214	6 738	ROMANIA	5 961	13 738	8 293
AUSTRALIA	1 476	2 530	1 543	BULGARIA	11 605	24 238	14 621
NEW ZEALAND	395	666	393	ALBANIA	937	2 946	1 782
NEW CALEDON	168	197	119	UKRAINE	14 915	28 522	17 115
784 PARTS,TRACTORS,MOTOR VEH				BELARUS	3 974	9 244	5 569
IMPORTS	10 561 853	13 585 589	8 233 266	MOLDOVA	113	541	326
FRANCE	1 814 021	2 990 066	1 812 084	RUSSIA	52 030	108 609	65 448
BELGIUM LUX	722 230	638 919	388 185	GEORGIA	36	273	166
NETHERLANDS	478 454	406 282	246 302	AZERBAIJAN	51	231	141
ITALY	1 739 754	1 982 806	1 200 560	KAZAKHSTAN	988	4 090	2 455
UNITD KINGDOM	1 474 249	2 007 283	1 220 185	TURKMENISTAN	100	637	388
IRELAND	16 101	31 596	19 086	UZBEKISTAN	175	553	324
DENMARK	128 736	91 047	55 091	KYRGHYZSTAN	119	333	201
GREECE	2 822	2 523	1 509	SLOVENIA	16 136	37 073	22 396
PORTUGAL	26 167	97 478	58 847	CROATIA	4 833	24 137	14 577
SPAIN	1 150 961	1 496 020	907 063	BOS HERZEGOV	201	707	424
EU	7 553 495	9 744 020	5 908 912	SERB MONTNEG	437	701	419
CEUTA MEL	605	950	588	MACEDONIA	5 273	13 776	8 349
NORWAY	52 247	62 058	37 659	MOROCCO	7 092	9 106	5 542
SWEDEN	216 143	298 703	180 788	ALGERIA	17 107	31 468	18 874
FINLAND	19 398	22 832	13 847	TUNISIA	5 154	19 620	11 812
SWITZERLAND	187 663	195 188	118 145	LIBYA	76 061	118 218	71 430
AUSTRIA	824 850	1 115 551	675 086	EGYPT	43 542	78 480	47 271
MALTA	43	161	94	SUDAN	747	2 980	1 808
TURKEY	91 384	54 237	32 806	MAURITANIA	426	1 473	887
ESTONIA	436	234	145	MALI	156	577	350
LITHUANIA	414	91	55	BURKINA FASO	44	128	75
POLAND	95 547	36 149	21 846	NIGER	287	1 651	994
CZECH REPUBL	263 235	93 081	56 292	CHAD	56	240	145
SLOVAKIA	20 545	7 856	4 737	CAPE VERDE	36	199	122
HUNGARY	60 675	65 654	39 657	SENEGAL	267	915	545
ROMANIA	11 331	2 259	1 364	GAMBIA	1 199	3 590	2 154
BULGARIA	4 468	1 366	828	GUIN BISSAU	25	95	55
UKRAINE	3 320	964	581	GUINEA	471	1 503	905
BELARUS	1 752	1 692	1 019	SIERRA LEONE	817	3 249	1 961
RUSSIA	22 665	8 494	5 172	LIBERIA	132	250	151
SLOVENIA	74 985	47 521	28 791	CTE D IVOIRE	664	1 604	962
CROATIA	3 090	1 462	877	GHANA	6 630	14 674	8 847
MACEDONIA	1 207	1 708	1 032	TOGO	461	1 686	1 008
ALGERIA	42	51	30	BENIN	513	3 723	2 258
TUNISIA	1 801	1 943	1 176	NIGERIA	38 552	87 659	52 730
NIGERIA	655	74	46	CAMEROON	922	2 399	1 451
SOUTH AFRICA	76 180	68 142	41 208	CENT AFR REP	373	727	435
USA	265 041	573 638	346 047	GABON	684	1 473	883
CANADA	40 569	51 520	31 258	CONGO	277	760	458
MEXICO	101 957	74 970	45 433	ZAIRE	1 293	5 776	3 475
HONDURAS	57	400	241	RWANDA	304	761	458
VENEZUELA	124	99	61	BURUNDI	318	843	498
BRAZIL	67 497	39 979	24 150	ANGOLA	1 449	3 091	1 880
URUGUAY	256	163	100	ETHIOPIA	8 825	17 907	10 829
ARGENTINA	8 817	20 712	12 721	DJIBOUTI	542	622	378
LEBANON	286	558	345	KENYA	2 697	6 801	4 109
IRAN	954	212	127	UGANDA	282	1 360	821
ISRAEL	6 994	5 661	3 430	TANZANIA	1 012	2 245	1 362
SAUDI ARABIA	72	77	44	SEYCHELLES	12	61	38
KUWAIT	7	54	33	MOZAMBIQUE	130	394	237
BAHRAIN	641	328	199	MADAGASCAR	836	1 553	934
INDIA	27 595	6 843	4 159	REUNION	383	1 570	938
SRI LANKA	35	63	37	MAURITIUS	248	731	440
THAILAND	574	1 637	985	ZAMBIA	462	1 003	608
INDONESIA	12	70	43	ZIMBABWE	391	1 468	870
MALAYSIA	308	542	326	MALAWI	141	705	424
SINGAPORE	217	312	186	SOUTH AFRICA	696 956	1 104 266	668 803
PHILIPPINES	441	393	238	NAMIBIA	157	547	333
CHINA	4 624	2 641	1 592	USA	632 005	1 531 899	929 283
SOUTH KOREA	8 960	9 191	5 515	CANADA	62 144	110 908	66 966
JAPAN	420 381	940 003	569 285	MEXICO	536 462	750 931	453 712
TAIWAN	12 654	16 839	10 161	GUATEMALA	975	2 704	1 625
HONG KONG	510	774	466	HONDURAS	128	642	384
AUSTRALIA	3 200	3 896	2 340	EL SALVADOR	1 392	1 044	626
NEW ZEALAND	268	1 082	667	NICARAGUA	11	79	48
UNITD COUNTR	290	200	123	COSTA RICA	578	2 077	1 250
				PANAMA	413	1 752	1 056
				CUBA	24	92	54

6 IMPORTS AND EXPORTS (SPECIAL TRADE) BY GROUPS OF THE SITC-REV. III AND BY COUNTRIES OF PRODUCTION AND CONSUMPTION 1993

GROUP COUNTRY	DT = 100 KG	1 000 DM	1 000 \$	GROUP COUNTRY	DT = 100 KG	1 000 DM	1 000 \$
HAITI	17	114	67	ISRAEL	69	619	374
BAHAMAS	26	117	69	INDIA	26 058	16 721	10 099
DOMINIC REP	540	832	494	SRI LANKA	92	53	31
GUADELOUPE	1 050	3 487	2 094	THAILAND	5 722	4 759	2 901
BRIT VIRG IS	36	97	57	VIETNAM	818	813	486
MARTINIQUE	1 339	4 157	2 499	INDONESIA	5 281	4 253	2 562
JAMAICA	161	705	428	MALAYSIA	8 687	10 885	6 598
TRINIDAD TOB	18	83	50	SINGAPORE	12 993	22 068	13 383
NETH ANTILL	25	123	71	PHILIPPINES	36	54	31
COLOMBIA	1 731	6 307	3 806	CHINA	66 812	64 445	39 416
VENEZUELA	10 777	17 687	10 733	SOUTH KOREA	8 855	17 203	10 513
GUYANA	124	213	130	JAPAN	389 336	1 288 694	782 636
SURINAME	36	111	66	TAIWAN	230 289	489 714	298 540
FRENCH GUIAN	52	238	137	HONG KONG	902	1 696	1 043
ECUADOR	1 873	3 718	2 229	AUSTRALIA	70	180	110
PERU	3 382	3 845	2 314	NEW ZEALAND	8	76	44
BRAZIL	136 846	267 769	161 875	UNID COUNTR	438	118	72
CHILE	8 630	11 536	6 965	EXPORTS	263 333	670 720	406 978
BDLIVIA	313	1 170	703	FRANCE	24 312	90 136	54 718
PARAGUAY	843	2 118	1 274	BELGIUM LUX	9 339	25 746	15 637
URUGUAY	1 084	2 324	1 400	NETHERLANDS	49 011	111 285	67 530
ARGENTINA	22 438	42 012	25 250	ITALY	11 718	28 534	17 430
CYPRUS	5 231	11 005	6 637	UNTD KINGDOM	13 334	34 726	21 040
LEBANON	22 492	49 014	29 503	IRELAND	854	1 296	775
SYRIA	16 360	19 624	11 851	DENMARK	13 841	25 218	15 375
IRAQ	18	84	49	GREECE	1 213	3 234	1 944
IRAN	142 457	209 249	127 408	PORTUGAL	1 509	5 421	3 313
ISRAEL	56 903	155 057	93 464	SPAIN	4 049	17 281	10 483
JORDAN	14 925	24 018	14 469	EU	129 180	342 877	208 245
SAUDI ARABIA	79 657	162 949	98 195	CANARY IS	34	154	94
KUWAIT	8 996	21 810	13 151	ICELAND	305	631	384
BAHRAIN	1 391	4 914	2 967	NORWAY	3 669	10 377	6 297
QATAR	2 031	5 251	3 147	SWEDEN	6 916	21 141	12 810
ARAB EMIRAT	33 392	68 483	41 223	FINLAND	2 440	5 924	3 596
OMAN	2 963	9 291	5 604	SWITZERLAND	15 536	45 103	27 319
YEMEN	71	399	234	AUSTRIA	26 155	64 669	39 329
AFGHANISTAN	832	1 302	782	ANDORRA	25	161	98
PAKISTAN	2 674	5 741	3 439	TURKEY	4 502	7 950	4 838
INDIA	4 455	11 543	6 964	LATVIA	106	226	133
BANGLADESH	23	116	69	LITHUANIA	9 468	7 045	4 263
MALDIVES	15	52	32	POLAND	5 805	7 298	4 391
SRI LANKA	198	806	484	CZECH REPUB	20 401	27 924	16 914
NEPAL	39	112	66	SLOVAKIA	919	1 087	656
MYANMAR	59	129	78	HUNGARY	3 395	4 534	2 752
THAILAND	94 096	233 490	140 443	ROMANIA	193	234	143
LAOS	5	53	32	BULGARIA	262	706	429
VIETNAM	3 423	1 084	642	ALBANIA	154	411	248
CAMBODIA	20	93	55	UKRAINE	94	294	182
INDONESIA	29 972	50 733	30 479	BELARUS	89	346	211
MALAYSIA	38 583	72 413	43 595	RUSSIA	378	2 199	1 323
BRUNEI	219	1 162	697	KAZAKHSTAN	243	2 229	1 339
SINGAPORE	54 288	131 643	79 319	SLOVENIA	1 162	2 326	1 398
PHILIPPINES	5 736	13 202	8 043	CROATIA	169	518	311
MONGOLIA	45	330	196	MACEDONIA	64	122	73
CHINA	638 876	1 204 065	728 338	MOROCCO	202	134	79
NORTH KOREA	147	1 009	602	TUNISIA	144	533	310
SOUTH KOREA	57 128	156 426	94 494	EGYPT	271	610	365
JAPAN	159 032	510 892	309 803	MALI	8	53	32
TAIWAN	53 044	105 161	63 220	GUINEA	15	49	31
HONG KONG	23 275	77 861	46 854	CTE D IVOIRE	677	339	208
AUSTRALIA	47 128	103 447	62 467	GHANA	74	60	36
PAPUA NEW G	330	353	206	BENIN	290	171	105
NEW ZEALAND	3 710	9 075	5 484	NIGERIA	422	598	359
NEW CALEDON	439	1 580	948	ANGOLA	101	184	112
AM OCEANIA	38	195	118	TANZANIA	45	98	58
FR POLYNESIA	389	1 404	844	MADAGASCAR	21	67	40
UNID COUNTR	11 956	41 381	24 887	REUNION	21	111	69
				ZIMBABWE	22	50	31
785 CYCLES,MOTORCYCLES ETC.				MALAWI	79	50	30
IMPORTS	1 363 824	3 086 315	1 874 047	SOUTH AFRICA	224	943	564
FRANCE	45 976	124 465	75 352	USA	15 508	53 581	32 522
BELGIUM LUX	12 275	18 213	11 058	CANADA	727	3 561	2 156
NETHERLANDS	58 422	107 862	65 283	MEXICO	432	2 182	1 319
ITALY	250 042	430 247	261 028	GUATEMALA	44	111	65
UNTD KINGDOM	16 010	41 009	24 593	COSTA RICA	151	619	378
DENMARK	3 148	9 442	5 698	CAYMAN IS	27	61	36
PORTUGAL	2 120	2 891	1 744	COLOMBIA	52	132	77
SPAIN	7 951	19 428	11 839	VENEZUELA	72	469	288
EU	395 991	753 630	456 638	SURINAME	76	109	65
NORWAY	745	2 283	1 383	ECUADOR	79	198	119
SWEDEN	9 181	13 757	8 349	BRAZIL	183	1 020	607
FINLAND	2 963	2 998	1 819	CHILE	46	156	97
SWITZERLAND	17 772	54 611	33 112	ARGENTINA	22	83	51
AUSTRIA	12 480	48 945	29 687	LEBANON	50	164	95
TURKEY	471	143	90	IRAN	390	1 155	700
LATVIA	2 585	634	384	ISRAEL	517	1 740	1 052
LITHUANIA	12 957	11 276	6 788	JORDAN	706	517	316
POLAND	17 327	12 227	7 360	SAUDI ARABIA	73	211	126
CZECH REPUB	36 306	21 139	12 788	KUWAIT	24	133	79
SLOVAKIA	1 349	1 259	759	ARAB EMIRAT	69	99	61
HUNGARY	3 609	2 404	1 442	INDIA	330	769	458
ROMANIA	386	162	100	THAILAND	14	115	67
UKRAINE	2 095	592	357	VIETNAM	54	293	180
BELARUS	417	143	87	INDONESIA	113	281	173
RUSSIA	6 227	2 172	1 305	MALAYSIA	80	451	277
SLOVENIA	17 958	19 711	11 938	SINGAPORE	73	348	210
CROATIA	9	56	35	CHINA	388	123	73
USA	58 342	194 276	117 812	SOUTH KOREA	45	177	108
CANADA	1 998	7 840	4 732	JAPAN	4 780	24 674	14 960
MEXICO	96	55	33	TAIWAN	801	2 830	1 697
PANAMA	38	152	95	HONG KONG	181	345	212
BRAZIL	5 288	12 469	7 492	MACAO	9	114	67
CHILE	194	678	409	AUSTRALIA	2 133	10 473	6 328
ARGENTINA	46	63	38	NEW ZEALAND	291	1 379	842

6 IMPORTS AND EXPORTS (SPECIAL TRADE) BY GROUPS OF THE SITC-REV. III AND BY COUNTRIES OF PRODUCTION AND CONSUMPTION 1993

GROUP COUNTRY	DT = 100 KG	1 000 DM	1 000 \$	GROUP COUNTRY	DT = 100 KG	1 000 DM	1 000 \$
UNID COUNTR	545	947	574	MAURITANIA	791	532	322
786 TRAILERS, SEMI-TRAILR, ETC				MALI	762	344	210
IMPORTS	2 223 606	822 522	498 197	BURKINA FASO	795	278	169
FRANCE	139 943	96 093	58 445	NIGER	392	174	106
BELGIUM LUX	58 522	40 325	24 373	GAMBIA	175	86	52
NETHERLANDS	187 762	93 005	56 244	SIERRA LEONE	238	83	52
ITALY	127 248	79 901	48 341	LIBERIA	418	69	41
UNITD KINGDOM	27 884	24 674	14 952	CTE D IVOIRE	181	103	62
IRELAND	921	526	320	GHANA	1 197	589	353
DENMARK	37 859	18 278	11 113	BENIN	330	105	62
GREECE	2 733	1 808	1 098	NIGERIA	2 046	2 281	1 372
PORTUGAL	779	209	126	CAMEROON	3 214	2 099	1 269
SPAIN	6 615	4 019	2 421	CENT AFR REP	738	627	381
EU	590 266	358 838	217 433	GABON	587	417	254
CANARY IS	220	1 190	703	CONGO	50	67	41
NORWAY	2 727	1 264	774	ZAIRE	195	214	126
SWEDEN	11 569	17 673	10 764	RWANDA	136	97	59
FINLAND	9 353	8 028	4 865	BURUNDI	42	65	41
SWITZERLAND	16 910	15 375	9 333	ANGOLA	1 074	280	168
AUSTRIA	178 112	116 531	70 604	ETHIOPIA	3 175	2 430	1 475
TURKEY	2 572	788	479	DJIBOUTI	156	147	85
ESTONIA	7 086	834	500	KENYA	4 701	2 810	1 690
LITHUANIA	898	126	75	TANZANIA	13 121	8 060	4 914
POLAND	455 414	80 247	48 456	MOZAMBIQUE	250	546	338
CZECH REPUBL	298 932	56 102	34 037	ZAMBIA	2 298	1 402	872
SLOVAKIA	59 259	8 981	5 410	SOUTH AFRICA	3 597	3 558	2 145
HUNGARY	168 240	77 490	46 882	NAMIBIA	1 266	94	55
ROMANIA	35 066	6 306	3 805	USA	30 097	33 137	20 035
BULGARIA	518	157	95	CANADA	861	691	420
UKRAINE	80 319	4 866	2 936	MEXICO	416	348	210
BELARUS	3 805	300	181	BERMUDA	2 263	2 401	1 440
RUSSIA	42 906	4 978	3 021	GUATEMALA	225	233	138
SLOVENIA	37 289	16 733	10 157	HONDURAS	35	60	37
CROATIA	859	549	335	EL SALVADOR	152	53	34
GABON	150	85	53	NETH ANTILL	650	591	365
SOUTH AFRICA	258	244	149	COLOMBIA	194	60	37
USA	102 557	19 609	11 891	VENEZUELA	328	193	113
CANADA	4 553	1 921	1 171	ECUADOR	17 769	14 563	8 929
BRAZIL	1 230	720	441	BRAZIL	411	516	310
CYPRUS	300	53	33	CHILE	2 080	1 233	741
ISRAEL	1 240	365	223	BOLIVIA	338	56	31
ARAB EMIRAT	70	500	308	URUGUAY	394	56	33
INDIA	269	176	108	ARGENTINA	1 966	1 092	658
THAILAND	385	249	148	CYPRUS	575	386	233
INDONESIA	87	54	32	LEBANON	6 600	3 734	2 248
MALAYSIA	4 189	1 551	937	SYRIA	2 930	1 400	834
PHILIPPINES	191	94	57	IRAN	14 089	11 681	7 038
CHINA	34 410	7 608	4 592	ISRAEL	10 174	8 536	5 166
SOUTH KOREA	12 110	1 857	1 097	JORDAN	2 682	672	407
JAPAN	10 492	2 040	1 238	SAUDI ARABIA	50 368	25 402	15 382
TAIWAN	39 790	6 997	4 245	KUWAIT	6 478	3 975	2 394
HONG KONG	7 194	484	294	BAHRAIN	392	293	175
AUSTRALIA	302	304	179	QATAR	78	58	36
UNID COUNTR	652	89	54	ARAB EMIRAT	13 392	7 928	4 790
EXPORTS	2 571 926	2 078 287	1 258 181	OMAN	1 570	1 346	823
FRANCE	240 185	249 547	151 240	YEMEN	1 928	1 597	953
BELGIUM LUX	139 411	120 278	72 742	PAKISTAN	739	417	255
NETHERLANDS	365 490	330 519	200 457	INDIA	271	373	226
ITALY	79 697	69 938	42 334	MALDIVES	37	62	37
UNITD KINGDOM	161 047	141 670	85 348	SRI LANKA	64	65	39
IRELAND	1 242	917	553	THAILAND	5 419	5 620	3 346
DENMARK	132 848	129 536	78 507	INDONESIA	5 428	3 242	1 960
GREECE	45 214	14 369	8 721	MALAYSIA	1 290	840	506
PORTUGAL	5 772	5 199	3 177	SINGAPORE	24 916	13 167	7 991
SPAIN	51 003	42 683	25 820	PHILIPPINES	449	969	594
EU	1 221 909	1 104 656	668 899	CHINA	8 149	3 192	1 920
CANARY IS	326	430	264	SOUTH KOREA	3 073	5 383	3 278
ICELAND	556	493	262	JAPAN	8 979	13 237	8 011
NORWAY	22 345	23 670	14 385	TAIWAN	29 414	17 191	10 373
SWEDEN	48 585	41 393	25 061	HONG KONG	2 058	2 385	1 452
FINLAND	21 586	17 075	10 289	AUSTRALIA	14 813	9 094	5 472
SWITZERLAND	122 806	124 974	75 774	PAPUA NEW G	599	564	330
AUSTRIA	247 399	193 950	117 374	NEW ZEALAND	1 298	1 114	677
ANDORRA	52	72	46	UNID COUNTR	1 380	948	571
TURKEY	16 157	11 538	6 942	791 RAILWAY VEHICLES.EQUIPNT			
ESTONIA	3 853	1 546	943	IMPORTS	824 717	581 861	352 001
LATVIA	13 884	4 635	2 745	FRANCE	56 365	18 811	11 361
LITHUANIA	14 699	5 028	3 012	BELGIUM LUX	36 249	8 059	4 878
POLAND	82 216	48 526	29 314	NETHERLANDS	56 092	60 817	36 789
CZECH REPUBL	42 749	30 125	18 233	ITALY	77 826	98 838	60 014
SLOVAKIA	10 380	7 585	4 628	UNITD KINGDOM	13 331	8 312	5 041
HUNGARY	78 546	42 653	25 801	DENMARK	613	1 138	685
ROMANIA	31 314	26 730	16 248	GREECE	120	137	84
BULGARIA	15 573	7 393	4 475	PORTUGAL	644	456	279
ALBANIA	2 220	472	290	SPAIN	7 741	10 578	6 349
UKRAINE	49 694	28 281	16 906	EU	248 985	207 160	125 489
BELARUS	14 554	9 596	5 770	NORWAY	133	1 214	718
MOLDOVA	403	155	91	SWEDEN	8 808	7 773	4 695
RUSSIA	78 548	47 496	28 690	FINLAND	734	416	252
KAZAKHSTAN	3 264	1 719	1 043	SWITZERLAND	42 636	96 723	58 288
UZBEKISTAN	16 144	17 679	10 979	AUSTRIA	43 522	142 994	86 585
SLOVENIA	16 330	11 261	6 808	LATVIA	1 938	378	229
CROATIA	25 896	9 079	5 484	POLAND	41 848	12 625	7 667
BOS HERZEGOV	755	168	102	CZECH REPUBL	209 475	43 782	26 454
MACEDONIA	14 758	5 815	3 522	SLOVAKIA	44 632	10 191	6 156
MOROCCO	5 224	2 336	1 392	HUNGARY	6 018	9 083	5 526
ALGERIA	1 973	3 089	1 905	ROMANIA	36 494	8 701	5 244
TUNISIA	3 750	2 103	1 272	BULGARIA	484	189	113
LIBYA	6 101	10 971	6 715	UKRAINE	58 455	10 938	6 588
EGYPT	14 553	6 786	4 070	RUSSIA	72 137	18 871	11 418
SUDAN	2 149	613	377	SLOVENIA	3 388	736	447
				MACEDONIA	57	108	68
				ZAIRE	714	2 270	1 414

6 IMPORTS AND EXPORTS (SPECIAL TRADE) BY GROUPS OF THE SITC-REV. III AND BY COUNTRIES OF PRODUCTION AND CONSUMPTION 1993

GROUP COUNTRY	DT = 100 KG	1 000 DM	1 000 \$	GROUP COUNTRY	DT = 100 KG	1 000 DM	1 000 \$
SOUTH AFRICA	999	225	136	IRELAND	169	10 066	6 059
USA	2 281	5 942	3 585	DENMARK	477	8 243	4 950
BRAZIL	61	342	208	GREECE	89	4 168	2 491
CHILE	315	71	45	PORTUGAL	20	3 524	2 114
INDIA	129	124	73	SPAIN	3 916	60 394	36 221
CHINA	318	64	39	EU	148 300	12 759 262	7 735 085
JAPAN	14	194	117	NORWAY	336	7 445	4 486
TAIWAN	10	510	306	SWEDEN	236	12 106	7 293
EXPORTS	1 416 900	2 526 428	1 525 326	FINLAND	98	6 362	3 798
FRANCE	30 469	45 342	27 375	SWITZERLAND	1 197	42 323	25 761
BELGIUM LUX	30 129	37 055	22 435	AUSTRIA	810	19 192	11 632
NETHERLANDS	264 361	566 210	340 345	MALTA	3	373	221
ITALY	22 192	38 469	23 371	TURKEY	397	93 836	55 863
UNTD KINGDOM	21 339	95 846	57 710	POLAND	283	4 571	2 720
IRELAND	19	95	57	CZECH REPUBL	442	4 966	2 984
DENMARK	15 224	26 035	15 752	SLOVAKIA	181	386	232
GREECE	17 890	56 057	34 204	HUNGARY	109	482	291
PORTUGAL	3 525	6 184	3 734	BULGARIA		340	206
SPAIN	8 734	41 139	24 778	BELARUS	19	107	67
EU	413 882	912 432	549 761	RUSSIA	123	609	365
ICELAND	24	51	30	SLOVENIA	167	2 381	1 439
NORWAY	22 350	25 032	15 095	BOS HERZEGOV	88	693	423
SWEDEN	23 354	25 766	15 482	ALGERIA		72	44
FINLAND	11 168	13 360	8 074	TUNISIA	16	740	441
SWITZERLAND	90 256	101 040	60 960	EGYPT		250	151
AUSTRIA	89 300	110 507	66 784	NIGER	2	79	49
TURKEY	6 464	12 922	7 903	SENEGAL		64	39
ESTONIA	19	98	59	SOUTH AFRICA	8	1 120	672
LATVIA	36	118	70	USA	73 904	3 303 074	2 006 458
LITHUANIA	209	808	484	CANADA	2 897	408 618	250 404
POLAND	13 023	22 052	13 333	MEXICO	7	808	490
CZECH REPUBL	55 625	21 791	13 088	ECUADOR	2	80	50
SLOVAKIA	3 918	7 144	4 280	BRAZIL	2	429	264
HUNGARY	4 179	7 861	4 815	CHILE		54	33
ROMANIA	62 172	92 104	56 407	ARGENTINA	4	186	112
BULGARIA	11 343	1 871	1 099	CYPRUS		724	438
UKRAINE	236	1 835	1 115	ISRAEL	40	13 475	8 207
BELARUS	28 064	46 077	28 132	JORDAN	4	288	174
MOLDOVA	45	266	161	SAUDI ARABIA	20	750	457
RUSSIA	362 187	532 353	322 412	KUWAIT	46	19 040	11 901
KAZAKHSTAN	84 264	137 049	82 866	BAHRAIN	3	1 495	905
TURKMENISTAN	80	355	222	ARAB EMIRAT	32	1 729	1 047
UZBEKISTAN	534	1 416	861	INDIA	15	3 266	1 979
SLOVENIA	240	844	517	SRI LANKA	13	108	65
CROATIA	757	777	474	THAILAND	4	1 629	974
MOROCCO	62	346	212	VIETNAM	18	159	95
ALGERIA	125	276	171	MALAYSIA	484	855	513
TUNISIA	658	2 417	1 459	BRUNEI	6	501	307
LIBYA	7	55	33	SINGAPORE	11	792	479
EGYPT	17 559	62 475	37 828	CHINA	23	399	240
SUDAN	29	462	274	SOUTH KOREA	236	5 775	3 444
MAURITANIA	18	400	241	JAPAN	483	22 980	13 919
GHANA	485	1 428	854	TAIWAN	7	135	82
NIGERIA	34	70	44	HONG KONG	9	457	272
GABON	15	52	30	AUSTRALIA	114	2 698	1 644
CONGO	5 003	25 447	14 904	EXPORTS	175 246	14 134 008	8 563 975
ZAIRE	97	532	323	FRANCE	109 452	10 750 214	6 512 790
KENYA	27	210	130	BELGIUM LUX	824	56 347	33 716
UGANDA	12	132	81	NETHERLANDS	3 853	362 377	219 693
TANZANIA	1 156	6 396	3 897	ITALY	2 465	156 793	95 167
ZAMBIA	627	208	126	UNTD KINGDOM	12 338	598 620	363 975
ZIMBABWE	7	62	39	IRELAND	141	1 713	1 038
SOUTH AFRICA	348	3 303	2 002	DENMARK	431	21 117	12 792
LESOTHO	1 703	1 598	977	GREECE	310	13 069	7 849
USA	27 926	100 895	60 478	PORTUGAL	127	13 497	8 060
CANADA	909	3 462	2 089	SPAIN	1 309	73 880	44 448
MEXICO	1 983	4 189	2 518	EU	131 250	12 047 627	7 299 528
VENEZUELA	504	135	83	ICELAND	13	505	295
BRAZIL	447	2 488	1 514	NORWAY	43	6 181	3 684
CHILE	19	65	40	SWEDEN	297	32 045	19 413
URUGUAY	162	577	338	FINLAND	37	1 460	889
ARGENTINA	78	879	544	SWITZERLAND	1 093	46 639	28 039
SYRIA	37	622	366	AUSTRIA	285	18 070	10 894
IRAN	14 608	32 565	19 298	MALTA	8	388	235
ISRAEL	290	1 031	632	TURKEY	1 122	74 285	46 190
SAUDI ARABIA	507	1 078	648	LITHUANIA	15	98	58
ARAB EMIRAT	26	66	40	POLAND	35	179	108
PAKISTAN	5 587	7 105	4 304	CZECH REPUBL	211	10 743	6 383
INDIA	1 214	1 908	1 174	SLOVAKIA	2	101	63
SRI LANKA	1 193	2 642	1 596	HUNGARY	31	1 117	687
MYANMAR	640	1 035	607	ROMANIA	19	73	45
THAILAND	77	1 255	753	BULGARIA	22	1 202	718
INDONESIA	8 371	11 839	7 321	UKRAINE	326	493	300
MALAYSIA	34	294	181	BELARUS		58	35
SINGAPORE	624	1 752	1 047	RUSSIA	2 911	16 798	10 038
PHILIPPINES	59	468	285	UZBEKISTAN	75	2 172	1 274
MONGOLIA	515	512	307	SLOVENIA	85	809	490
CHINA	20 645	90 969	54 638	CROATIA	648	29 536	17 541
SOUTH KOREA	7 232	30 732	18 621	MOROCCO	5	737	459
JAPAN	747	3 224	1 933	ALGERIA		938	568
TAIWAN	1 011	1 380	821	TUNISIA	34	4 039	2 448
HONG KONG	4 832	14 252	8 567	EGYPT	5 076	11 461	6 932
AUSTRALIA	4 573	26 411	15 961	NIGER		59	35
UNID COUNTR	173	379	225	CAPE VERDE		143	87
792 AIRCRAFT, ASSOCTD. EQUIPNT				SENEGAL		1 415	860
IMPORTS	231 214	16 748 508	10 159 371	NIGERIA	116	34 180	20 587
FRANCE	89 068	9 782 762	5 937 144	ZAIRE		128	75
BELGIUM LUX	4 171	97 895	59 202	KENYA	43	1 640	974
NETHERLANDS	6 038	319 717	193 580	MALAWI	8	704	417
ITALY	6 642	171 137	103 151	SOUTH AFRICA	58	5 474	3 284
UNTD KINGDOM	37 710	2 301 556	1 390 173	LESOTHO	1	55	33
				USA	26 485	1 304 839	792 413
				CANADA	1 013	55 186	33 066
				MEXICO	9	683	413

6 IMPORTS AND EXPORTS (SPECIAL TRADE) BY GROUPS OF THE SITC-REV. III AND BY COUNTRIES OF PRODUCTION AND CONSUMPTION 1993

GROUP COUNTRY	DT = 100 KG	1 000 DM	1 000 \$	GROUP COUNTRY	DT = 100 KG	1 000 DM	1 000 \$
COSTA RICA	1	326	203	GREECE	18 103	6 287	3 871
GUADELOUPE	3	331	203	PORTUGAL	213	769	460
BRIT VIRG IS	936	5 600	3 466	SPAIN	1 384	4 266	2 582
MARTINIQUE	3	109	66	EU	815 721	410 522	252 682
CAYMAN IS	7	325	198	CANARY IS	249	1 222	728
JAMAICA	3	1 069	649	ICELAND	528	210	128
COLOMBIA	5	82	48	NORWAY	221 717	260 391	155 950
VENEZUELA	8	1 060	636	SWEDEN	2 016	1 506	919
FRENCH GUIAN	785	207 913	124 303	FINLAND	260 648	471 754	286 358
ECUADOR	2	189	114	SWITZERLAND	22 312	21 562	13 203
BRAZIL	139	8 175	4 994	AUSTRIA	21 266	15 468	9 407
CHILE	31	2 320	1 374	GIBRALTAR	40 052	4 750	2 800
BOLIVIA	13	645	379	MALTA	108 852	112 081	65 627
ARGENTINA	3	848	523	TURKEY	30 688	8 038	4 837
CYPRUS	35	6 434	3 891	LATVIA	2 811	683	415
LEBANON	1	54	33	POLAND	913	1 716	1 042
SYRIA	1	314	196	CZECH REPUB	781	698	422
IRAN	128	13 591	8 405	SLOVAKIA	48	298	180
ISRAEL	58	7 006	4 181	HUNGARY	548	1 241	759
JORDAN	15	2 003	1 205	ROMANIA	12	63	38
SAUDI ARABIA	11	1 654	1 003	BULGARIA	63	199	121
KUWAIT	117	4 105	2 492	UKRAINE	117	438	264
BAHRAIN	54	3 282	1 995	BELARUS	88	57	36
ARAB EMIRAT	191	9 633	5 831	RUSSIA	799 641	438 646	269 747
YEMEN	1	135	79	SLOVENIA	5 792	18 741	11 407
PAKISTAN	15	3 619	2 186	CROATIA	769	2 715	1 638
INDIA	520	53 938	33 159	TUNISIA	905	1 748	1 037
SRI LANKA	39	8 342	5 142	EGYPT	60 832	4 844	2 897
NEPAL	1	101	62	LIBERIA	919 620	362 760	220 691
THAILAND	26	6 747	4 078	GHANA	936	1 743	1 031
INDONESIA	217	7 704	4 873	NIGERIA	4 514	751	457
MALAYSIA	108	12 819	7 670	MAURITIUS	3 320	13 440	7 905
BRUNEI	21	3 165	1 924	SOUTH AFRICA	54	297	180
SINGAPORE	52	12 395	7 483	USA	73 014	91 405	55 421
PHILIPPINES	17	1 986	1 197	CANADA	80	300	184
CHINA	23	3 003	1 804	MEXICO	40	440	257
NORTH KOREA	2	42	42	BERMUDA	7 666	57 377	33 564
SOUTH KOREA	17	2 026	1 226	BELIZE	2 820	490	288
JAPAN	139	15 490	9 371	HONDURAS	10 000	1 035	604
TAIWAN	27	3 935	2 378	PANAMA	197 070	24 104	14 709
HONG KONG	6	2 453	1 478	ANGUILLA	260	1 000	627
AUSTRALIA	61	5 546	3 353	BAHAMAS	607 273	81 540	49 089
PAPUA NEW G		305	187	ANTIGUA	150	600	364
NEW ZEALAND	2	88	53	BRIT VIRG IS	1 800	80	49
FR POLYNESIA	1	114	69	MARTINIQUE	1 305	7 887	4 803
UNID COUNTR	17	451	265	ST VINCENT	55 300	8 340	5 130
				NETH ANTILL	334 860	20 271	12 548
				COLOMBIA	5 380	1 071	626
				GUYANA	1 300	300	175
				PERU	12	58	35
				BRAZIL	160	817	491
				CHILE	16 942	6 335	3 866
				ARGENTINA	20	60	35
				CYPRUS	1 329 224	467 485	283 042
				LEBANON	47	75	45
				SAUDI ARABIA	324	1 828	1 138
				ARAB EMIRAT	2 229	764	454
				PAKISTAN	680 213	17 207	10 279
				INDIA	2 190 018	59 433	35 872
				BANGLADESH	2 003 178	50 102	30 254
				MALDIVES	18	74	43
				VIETNAM	21 500	4 150	2 528
				INDONESIA	249 962	436 216	266 014
				SINGAPORE	638 945	11 470	7 001
				CHINA	256 224	58 863	35 919
				SOUTH KOREA	1 017	4 042	2 431
				JAPAN	534	2 449	1 487
				TAIWAN	53	217	133
				HONG KONG	21 840	7 663	4 518
				AUSTRALIA	160 086	170 378	104 014
				NEW ZEALAND	25	141	87

6 IMPORTS AND EXPORTS (SPECIAL TRADE) BY GROUPS OF THE SITC-REV. III AND BY COUNTRIES OF PRODUCTION AND CONSUMPTION 1993

GROUP COUNTRY	DT = 100 KG	1 000 DM	1 000 \$	GROUP COUNTRY	DT = 100 KG	1 000 DM	1 000 \$
ARGENTINA	347	18 787	11 164	AUSTRALIA	309	375	230
CYPRUS	7	207	122	UNID COUNTR	528	190	115
IRAN	737	11 844	7 078	812 PLUMBNG, SANITRY, EQPT. ETC			
ISRAEL	14	95	59	IMPORTS	2 894 362	1 338 997	809 584
SAUDI ARABIA	10	1 499	878	FRANCE	276 393	203 513	123 142
KUWAIT	3	298	182	BELGIUM LUX	346 264	144 357	87 275
BAHRAIN	22	107	66	NETHERLANDS	266 508	132 157	80 048
ARAB EMIRAT	405	3 392	2 044	ITALY	655 430	247 041	149 066
PAKISTAN	30	321	189	UNTD KINGDOM	15 014	5 043	3 049
INDIA	319	4 573	2 768	IRELAND	9 159	3 566	2 133
BANGLADESH	4	179	106	DENMARK	85 726	40 777	24 761
THAILAND	37	1 531	953	PORTUGAL	67 448	21 783	13 193
INDONESIA	2 156	12 321	7 580	SPAIN	7 417	3 350	2 032
MALAYSIA	133	4 815	2 941	EU	1 729 386	801 614	484 714
PHILIPPINES	3	153	94	CEUTA MEL	236	90	53
CHINA	3 155	16 327	9 760	NORWAY	2 768	1 912	1 148
SOUTH KOREA	220	7 098	4 231	SWEDEN	21 316	16 713	10 105
TAIWAN	456	13 650	8 289	FINLAND	190 109	75 146	45 452
AUSTRALIA	61	5 418	3 275	SWITZERLAND	221 682	206 940	125 229
811 PREFABRICATED BUILDINGS				AUSTRIA	291 866	120 288	72 680
IMPORTS	2 713 349	710 297	429 592	TURKEY	156 322	43 478	26 286
FRANCE	49 220	31 053	18 793	POLAND	4 551	1 623	979
BELGIUM LUX	243 132	61 456	37 261	CZECH REPUB	83 526	18 239	11 066
NETHERLANDS	261 775	80 741	48 832	SLOVAKIA	63 677	14 130	8 507
ITALY	19 795	8 218	4 960	HUNGARY	71 304	19 675	11 840
UNTD KINGDOM	86 014	23 492	14 255	ROMANIA	3 551	555	333
IRELAND	13 208	4 626	2 820	BULGARIA	11 147	1 720	1 038
DENMARK	72 940	32 628	19 594	SLOVENIA	5 497	2 783	1 677
SPAIN	178	78	47	CROATIA	23 925	7 270	4 388
EU	746 269	242 297	146 565	MACEDONIA	3 937	562	341
NORWAY	138 772	51 743	31 416	EGYPT	549	114	67
SWEDEN	159 226	47 180	28 447	USA	1 033	1 430	874
FINLAND	191 616	44 001	26 483	CANADA	324	508	303
SWITZERLAND	13 082	4 332	2 642	BRAZIL	427	216	130
AUSTRIA	136 879	53 332	32 287	THAILAND	3 402	697	410
TURKEY	7 813	1 891	1 154	INDONESIA	1 764	375	228
ESTONIA	14 622	1 332	797	MALAYSIA	720	183	107
LITHUANIA	5 550	207	123	CHINA	235	95	57
POLAND	177 906	28 406	17 172	JAPAN	776	2 291	1 357
CZECH REPUB	707 576	136 936	82 793	TAIWAN	112	124	74
SLOVAKIA	50 600	7 601	4 569	EXPORTS	1 244 703	1 290 286	779 714
HUNGARY	74 322	13 999	8 449	FRANCE	249 352	215 399	130 134
ROMANIA	16 237	1 783	1 076	BELGIUM LUX	157 894	134 672	81 507
BULGARIA	3 490	217	132	NETHERLANDS	105 770	133 184	80 381
BELARUS	1 854	80	49	ITALY	122 084	180 866	109 689
RUSSIA	23 291	972	586	UNTD KINGDOM	54 952	60 964	36 915
SLOVENIA	161 245	39 636	23 947	IRELAND	2 522	1 313	798
CROATIA	11 187	5 210	3 183	DENMARK	17 388	22 511	13 580
SOUTH AFRICA	218	49	30	GREECE	37 942	16 559	9 989
USA	33 403	17 610	10 706	PORTUGAL	792	1 608	976
CANADA	30 606	9 680	5 892	SPAIN	36 346	52 026	31 493
INDIA	59	92	56	EU	785 042	819 102	495 462
VIETNAM	142	52	31	CANARY IS	159	214	131
CHINA	1 091	442	267	ICELAND	312	175	104
JAPAN	48	81	49	NORWAY	4 789	3 677	2 212
AUSTRALIA	3 094	870	531	SWEDEN	4 818	8 932	5 408
UNID COUNTR	1 273	87	53	FINLAND	2 322	2 981	1 806
EXPORTS	583 658	243 770	147 457	SWITZERLAND	89 479	79 338	47 872
FRANCE	81 203	8 286	5 007	AUSTRIA	177 203	193 510	116 935
BELGIUM LUX	12 607	5 841	3 546	MALTA	557	460	276
NETHERLANDS	23 929	10 894	6 563	TURKEY	37 152	32 654	19 561
ITALY	2 628	3 700	2 231	ESTONIA	72	77	45
UNTD KINGDOM	1 166	1 321	789	LATVIA	1 103	1 504	911
IRELAND	103	92	57	LITHUANIA	854	953	566
DENMARK	1 299	893	546	POLAND	38 355	40 534	24 440
GREECE	392	266	166	CZECH REPUB	20 667	23 210	14 002
PORTUGAL	752	1 622	989	SLOVAKIA	716	771	467
SPAIN	1 559	1 977	1 197	HUNGARY	9 889	10 737	6 486
EU	125 638	34 892	21 091	ROMANIA	992	927	554
ICELAND	54	207	129	BULGARIA	663	759	458
NORWAY	114	108	67	UKRAINE	921	1 355	814
SWEDEN	1 563	952	575	BELARUS	827	1 096	651
FINLAND	308	177	105	RUSSIA	7 296	11 181	6 719
SWITZERLAND	92 800	35 093	21 298	KAZAKHSTAN	212	206	120
AUSTRIA	72 773	24 749	14 929	SLOVENIA	3 055	4 237	2 553
TURKEY	269	289	173	CROATIA	2 580	5 525	3 334
LATVIA	3 689	1 881	1 142	BOS HERZEGOV	33	55	34
POLAND	3 583	1 261	770	TUNISIA	67	98	57
CZECH REPUB	8 187	2 104	1 275	LIBYA	160	161	97
SLOVAKIA	942	301	183	EGYPT	30	56	32
HUNGARY	2 371	2 467	1 462	NIGERIA	238	202	122
ROMANIA	3 730	1 587	967	ZIMBABWE	13	73	42
BULGARIA	184	617	373	SOUTH AFRICA	169	331	200
ALBANIA	162	300	177	USA	15 984	9 844	5 957
UKRAINE	3 000	2 308	1 399	CANADA	2 896	5 245	3 146
BELARUS	636	1 163	700	DOMINIC REP	17	48	30
RUSSIA	255 512	127 065	76 891	VENEZUELA	63	183	111
SLOVENIA	232	251	150	CHILE	497	653	392
CROATIA	930	215	134	ARGENTINA	13	132	77
EGYPT	270	575	355	CYPRUS	1 973	1 278	774
CAMEROON	130	70	44	LEBANON	1 820	1 115	668
ETHIOPIA	415	180	105	SYRIA	2 945	526	323
KENYA	831	258	151	IRAN	433	833	505
TANZANIA	373	227	138	ISRAEL	2 387	2 455	1 484
USA	518	608	365	JORDAN	295	277	164
FRENCH GUIAN	760	380	222	SAUDI ARABIA	3 682	2 857	1 722
IRAN	376	973	577	KUWAIT	869	905	548
ISRAEL	174	185	111	BAHRAIN	380	485	291
ARAB EMIRAT	275	101	61	QATAR	115	105	62
JAPAN	1 423	1 177	701	ARAB EMIRAT	3 679	2 486	1 501
HONG KONG	13	55	34	OMAN	302	233	137

6 IMPORTS AND EXPORTS (SPECIAL TRADE) BY GROUPS OF THE SITC-REV. III AND BY COUNTRIES OF PRODUCTION AND CONSUMPTION 1993

GROUP COUNTRY	DT = 100 KG	1 000 DM	1 000 \$	GROUP COUNTRY	DT = 100 KG	1 000 DM	1 000 \$
PAKISTAN	37	88	54	LITHUANIA	165	616	370
THAILAND	278	111	68	POLAND	8 476	20 514	12 392
INDONESIA	1 222	1 624	979	CZECH REPUBL	13 593	30 132	18 132
MALAYSIA	145	209	125	SLOVAKIA	1 039	2 731	1 640
SINGAPORE	910	858	515	HUNGARY	4 651	10 775	6 494
PHILIPPINES	145	422	258	ROMANIA	743	1 875	1 120
CHINA	83	169	101	BULGARIA	404	1 520	907
SOUTH KOREA	785	1 375	818	ALBANIA	16	49	30
JAPAN	1 637	2 104	1 267	UKRAINE	881	1 877	1 125
TAIWAN	4 695	3 344	2 004	BELARUS	285	613	365
HONG KONG	3 328	3 014	1 822	RUSSIA	5 472	15 603	9 390
AUSTRALIA	784	787	477	KAZAKHSTAN	62	181	109
NEW ZEALAND	313	244	145	UZBEKISTAN	24	81	47
UNID COUNTR	899	782	473	SLOVENIA	2 382	6 849	4 131
813 LIGHTNG FIXTURES ETC.NES				CROATIA	528	2 463	1 508
IMPORTS	1 186 515	1 577 842	953 895	MACEDONIA	95	168	99
FRANCE	48 063	74 988	45 197	MOROCCO	342	754	458
BELGIUM LUX	81 756	76 049	46 085	ALGERIA	31	203	123
NETHERLANDS	58 237	79 045	47 819	TUNISIA	70	575	342
ITALY	261 762	386 615	234 132	LIBYA	722	2 215	1 345
UNTD KINGDOM	11 352	25 015	15 110	EGYPT	287	1 905	1 138
IRELAND	144	589	357	SUDAN	23	51	30
DENMARK	15 032	29 900	18 114	MAURITANIA	120	232	145
GREECE	281	463	285	SENEGAL	132	89	53
PORTUGAL	7 110	6 766	4 084	GHANA	445	693	415
SPAIN	17 726	29 147	17 667	BENIN	56	84	51
EU	501 463	708 577	428 850	NIGERIA	2 417	4 010	2 437
ICELAND	10	76	45	BURUNDI	32	78	49
NORWAY	9 900	21 812	13 175	ETHIOPIA	379	385	235
SWEDEN	18 131	29 221	17 703	DJIBOUTI	49	65	39
FINLAND	14 350	22 107	13 349	KENYA	108	375	226
SWITZERLAND	5 944	31 427	18 937	UGANDA	31	111	66
AUSTRIA	82 451	176 474	106 601	TANZANIA	9	61	34
TURKEY	7 038	6 263	3 787	SEYCHELLES	10	70	44
LATVIA	261	51	30	MAURITIUS	45	260	159
LITHUANIA	804	196	117	ZIMBABWE	83	146	88
POLAND	62 118	34 280	20 682	SOUTH AFRICA	1 574	4 634	2 811
CZECH REPUBL	20 527	11 364	6 861	NAMIBIA	20	114	69
SLOVAKIA	3 413	1 208	724	USA	10 017	44 600	26 873
HUNGARY	29 175	18 110	10 976	CANADA	1 191	8 584	5 181
ROMANIA	18 032	8 590	5 185	MEXICO	592	4 169	2 514
BULGARIA	767	428	255	GUATEMALA	53	178	109
UKRAINE	425	220	134	EL SALVADOR	29	314	191
RUSSIA	108	189	112	PANAMA	8	47	30
SLOVENIA	36 905	18 156	10 956	CUBA	30	67	40
CROATIA	2 645	3 900	2 378	GUADELOUPE	26	68	42
MACEDONIA	102	78	47	BARBADOS	11	67	37
MOROCCO	1 326	4 470	2 729	TRINIDAD TOB	30	90	56
EGYPT	144	412	249	ARUBA	33	67	39
TANZANIA	64	65	39	NETH ANTILL	255	567	345
SOUTH AFRICA	38	103	64	COLOMBIA	194	783	473
USA	7 329	34 639	20 885	VENEZUELA	107	442	266
CANADA	105	423	251	ECUADOR	97	169	99
MEXICO	1 668	770	473	PERU	94	494	298
ECUADOR	75	65	39	BRAZIL	175	1 044	627
PERU	28	75	46	CHILE	396	1 771	1 077
BRAZIL	453	773	465	BOLIVIA	15	131	78
SYRIA	58	143	85	PARAGUAY	30	144	89
ISRAEL	176	631	387	URUGUAY	17	110	65
PAKISTAN	314	266	159	ARGENTINA	1 043	2 223	1 338
INDIA	17 304	20 263	12 214	CYPRUS	566	1 290	782
SRI LANKA	995	1 196	723	LEBANON	235	957	578
THAILAND	4 471	8 167	4 921	SYRIA	50	392	238
INDONESIA	833	898	537	IRAN	2 763	6 383	3 850
MALAYSIA	713	1 634	987	ISRAEL	4 048	10 465	6 318
SINGAPORE	324	901	543	JORDAN	370	1 102	670
PHILIPPINES	7 328	10 615	6 424	SAUDI ARABIA	5 288	25 859	15 605
CHINA	207 859	222 819	134 419	KUWAIT	1 278	4 719	2 859
SOUTH KOREA	2 366	2 827	1 708	BAHRAIN	609	2 466	1 484
JAPAN	3 629	16 518	9 973	QATAR	244	1 093	664
TAIWAN	104 396	140 087	84 750	ARAB EMIRAT	5 682	14 095	8 563
HONG KONG	9 074	15 246	9 220	OMAN	814	2 902	1 752
MACAO	180	457	271	YEMEN	155	403	242
AUSTRALIA	16	80	48	AFGHANISTAN	1 082	1 269	756
NEW ZEALAND	44	84	52	PAKISTAN	453	850	508
UNID COUNTR	263	133	79	INDIA	196	1 021	617
EXPORTS	513 001	1 380 993	834 512	BANGLADESH	10	101	62
FRANCE	52 488	139 917	84 584	SRI LANKA	64	197	113
BELGIUM LUX	30 946	78 345	47 391	THAILAND	846	4 725	2 858
NETHERLANDS	83 519	169 743	102 718	VIETNAM	24	56	34
ITALY	28 493	73 125	44 290	INDONESIA	316	1 620	963
UNTD KINGDOM	37 004	96 995	58 568	MALAYSIA	1 124	4 607	2 789
IRELAND	1 619	4 941	2 976	BRUNEI	101	502	307
DENMARK	8 946	23 606	14 291	SINGAPORE	4 396	15 459	9 323
GREECE	3 885	8 635	5 212	PHILIPPINES	210	1 167	692
PORTUGAL	3 581	10 733	6 487	CHINA	499	1 717	1 053
SPAIN	14 156	40 089	24 291	SOUTH KOREA	1 017	5 392	3 245
EU	264 637	646 129	390 808	JAPAN	2 436	10 295	6 190
CANARY IS	345	867	518	TAIWAN	1 257	4 631	2 798
CEUTA MEL	403	567	340	HONG KONG	4 364	13 916	8 393
ICELAND	906	2 123	1 281	AUSTRALIA	4 020	11 620	7 025
NORWAY	8 786	28 782	17 379	PAPUA NEW G	129	215	129
SWEDEN	12 188	35 897	21 717	NEW ZEALAND	220	958	568
FINLAND	4 454	14 129	8 550	NEW CALEDON	48	79	46
SWITZERLAND	36 310	115 966	70 106	FR POLYNESIA	19	58	35
AUSTRIA	75 454	188 125	113 656	UNID COUNTR	1 354	3 583	2 186
ANDORRA	27	183	109	821 FURNITURE,CUSHIONS,ETC.			
MALTA	130	299	180	IMPORTS	13 871 425	7 995 692	4 839 008
TURKEY	2 105	10 174	6 131	FRANCE	422 268	352 663	214 121
ESTONIA	59	174	102	BELGIUM LUX	394 978	323 129	195 545
LATVIA	312	1 152	692	NETHERLANDS	423 006	354 449	214 357
				ITALY	2 414 194	1 718 566	1 040 501
				UNTD KINGDOM	244 870	139 901	84 505

6 IMPORTS AND EXPORTS (SPECIAL TRADE) BY GROUPS OF THE SITC-REV. III AND BY COUNTRIES OF PRODUCTION AND CONSUMPTION 1993

GROUP COUNTRY	DT = 100 KG	1 000 DM	1 000 \$	GROUP COUNTRY	DT = 100 KG	1 000 DM	1 000 \$
IRELAND	7 600	9 705	5 869	BULGARIA	4 292	4 071	2 464
DENMARK	1 021 766	752 424	455 079	ALBANIA	465	671	408
GREECE	15 981	7 030	4 237	UKRAINE	20 718	15 251	9 230
PORTUGAL	96 553	47 752	28 959	BELARUS	5 206	5 166	3 117
SPAIN	75 876	70 704	42 734	MOLDOVA	167	70	40
EU	5 117 092	3 776 323	2 285 947	RUSSIA	103 309	97 189	58 607
NORWAY	34 388	49 403	29 854	GEORGIA	286	215	129
SWEDEN	577 178	284 258	172 258	KAZAKHSTAN	14 229	10 359	6 259
FINLAND	88 335	53 117	32 132	TURKMENISTAN	125	70	42
SWITZERLAND	244 614	317 640	192 278	UZBEKISTAN	924	1 001	603
AUSTRIA	538 271	652 995	395 406	TADJIKISTAN	166	238	141
MALTA	173	991	609	KYRGHYZSTAN	34	56	34
TURKEY	36 624	48 228	29 229	SLOVENIA	12 263	13 526	8 146
ESTONIA	34 493	7 942	4 821	CROATIA	10 015	9 389	5 690
LATVIA	44 124	8 499	5 154	MACEDONIA	696	846	511
LITHUANIA	9 692	1 740	1 050	MOROCCO	627	1 212	731
POLAND	2 579 638	771 144	465 990	ALGERIA	549	834	501
CZECH REPUBL	723 281	231 559	140 029	TUNISIA	1 177	1 352	812
SLOVAKIA	268 501	73 133	44 244	LIBYA	1 694	3 807	2 311
HUNGARY	334 315	156 469	94 722	EGYPT	1 152	3 153	1 912
ROMANIA	992 161	267 397	155 988	SUDAN	217	1 072	631
BULGARIA	30 500	9 099	5 524	MAURITANIA	42	61	36
UKRAINE	74 089	10 314	6 237	MALI	43	55	34
BELARUS	119 372	14 459	8 731	SENEGAL	169	128	77
MOLDOVA	352	96	58	GAMBIA	116	80	49
RUSSIA	257 223	40 693	24 693	GUIN BISSAU	279	437	258
TURKMENISTAN	237	99	62	GUINEA	67	70	42
SLOVENIA	294 190	179 363	108 415	LIBERIA	25	55	34
CROATIA	178 969	87 485	52 902	GHANA	274	792	465
BOS HERZEGOV	926	299	181	BENIN	111	58	35
MACEDONIA	4 687	1 579	964	NIGERIA	1 985	4 205	2 548
MOROCCO	73	81	50	CAMEROON	49	453	279
TUNISIA	148	73	43	RWANDA	78	95	60
EGYPT	1 448	534	323	ANGOLA	251	267	164
GHANA	1 359	246	151	ETHIOPIA	477	520	311
SOUTH AFRICA	42 309	192 901	116 805	SOMALIA	76	127	75
SWAZILAND	1 232	417	252	KENYA	205	318	190
USA	80 901	102 697	62 135	UGANDA	77	100	59
CANADA	20 687	9 015	5 475	TANZANIA	202	194	117
MEXICO	680	427	258	SEYCHELLES	25	76	46
HONDURAS	2 398	2 386	1 441	MOZAMBIQUE	65	69	43
COSTA RICA	42	61	36	REUNION	1 209	437	260
HAITI	50	74	45	ZIMBABWE	152	385	231
DOMINIC REP	47	52	31	SOUTH AFRICA	9 061	11 975	7 269
ARUBA	165	133	83	USA	195 320	232 621	140 919
COLOMBIA	135	316	188	CANADA	34 728	13 972	8 440
PERU	344	172	101	MEXICO	30 789	26 028	15 702
BRAZIL	289 822	111 556	67 115	BERMUDA	143	671	407
CHILE	4 403	1 858	1 119	GUATEMALA	931	875	523
BOLIVIA	667	263	158	EL SALVADOR	110	189	111
ARGENTINA	925	4 023	2 440	COSTA RICA	71	79	48
CYPRUS	241	112	68	PANAMA	228	242	146
LEBANON	42	118	73	BAHAMAS	46	92	55
IRAN	194	202	124	DOMINIC REP	212	285	171
ISRAEL	12 979	9 619	5 828	GUADELOUPE	211	361	217
BAHRAIN	23	335	203	BRIT VIRG IS	27	95	57
PAKISTAN	547	410	244	MARTINIQUE	262	131	81
INDIA	5 031	13 015	7 859	JAMAICA	847	362	215
SRI LANKA	802	528	321	TRINIDAD TOB	36	72	44
THAILAND	82 348	54 020	32 666	NETH ANTILL	1 409	1 364	835
VIETNAM	6 227	2 651	1 609	COLOMBIA	711	1 093	661
INDONESIA	162 964	104 971	63 433	VENEZUELA	2 013	992	595
MALAYSIA	19 271	11 189	6 772	ECUADOR	62	133	77
SINGAPORE	2 326	3 098	1 866	PERU	57	99	61
PHILIPPINES	15 782	14 543	8 797	BRAZIL	2 163	2 230	1 338
CHINA	172 456	117 682	71 476	CHILE	544	856	510
SOUTH KOREA	1 674	1 767	1 068	PARAGUAY	45	56	33
JAPAN	8 694	19 772	11 922	URUGUAY	302	253	149
TAIWAN	339 230	173 484	104 973	ARGENTINA	6 501	4 321	2 604
HONG KONG	5 609	4 151	2 523	CYPRUS	2 328	2 623	1 575
MACAO	434	239	139	LEBANON	4 885	6 499	3 910
AUSTRALIA	197	327	196	SYRIA	428	474	287
NEW ZEALAND	118	298	179	IRAN	1 154	2 870	1 742
UNID COUNTR	2 365	1 031	629	ISRAEL	16 448	15 858	9 587
EXPORTS	7 263 156	6 008 340	3 638 144	JORDAN	996	967	578
FRANCE	799 668	600 394	363 840	SAUDI ARABIA	29 737	22 220	13 460
BELGIUM LUX	751 211	606 806	368 288	KUWAIT	4 539	7 796	4 690
NETHERLANDS	1 325 027	1 132 717	686 029	BAHRAIN	2 567	3 030	1 800
ITALY	158 709	161 464	98 014	QATAR	233	495	302
UNITD KINGDOM	372 225	307 467	186 052	ARAB EMIRAT	6 131	6 321	3 817
IRELAND	11 963	8 606	5 213	OMAN	1 620	1 764	1 062
DENMARK	83 537	56 591	34 249	YEMEN	540	662	409
GREECE	51 041	32 757	19 840	PAKISTAN	524	1 188	719
PORTUGAL	23 978	24 982	15 143	INDIA	1 160	1 628	977
SPAIN	110 642	109 530	66 460	SRI LANKA	197	425	259
EU	3 688 001	3 041 314	1 843 128	MYANMAR	95	139	86
CANARY IS	4 495	4 483	2 706	THAILAND	1 856	4 922	2 978
ICELAND	3 402	3 581	2 155	VIETNAM	187	297	180
NORWAY	24 395	27 910	16 902	INDONESIA	1 222	1 729	1 042
SWEDEN	180 997	85 298	51 702	MALAYSIA	695	1 151	700
FINLAND	15 341	20 664	12 470	BRUNEI	39	56	33
SWITZERLAND	943 090	827 167	500 664	SINGAPORE	9 732	13 741	8 287
AUSTRIA	1 339 105	998 372	604 365	PHILIPPINES	2 517	2 963	1 791
ANDORRA	179	245	149	MONGOLIA	150	55	33
MALTA	670	906	540	CHINA	2 519	4 345	2 635
TURKEY	16 080	17 974	10 861	NORTH KOREA	7 88	106	63
ESTONIA	1 045	965	579	SOUTH KOREA	7 171	10 395	6 279
LATVIA	4 781	4 565	2 749	JAPAN	33 206	64 772	39 084
LITHUANIA	6 401	6 968	4 195	TAIWAN	14 844	14 674	8 852
POLAND	115 057	76 922	46 442	HONG KONG	15 541	17 607	10 651
CZECH REPUBL	136 159	100 207	60 587	AUSTRALIA	9 182	10 985	6 650
SLOVAKIA	11 956	10 092	6 091	PAPUA NEW G	98	74	45
HUNGARY	104 064	63 313	38 284	NEW ZEALAND	1 496	1 759	1 058
ROMANIA	10 491	4 636	2 783	NEW CALEDON	59	64	38
				FR POLYNESIA	26	56	35
				UNID COUNTR	11 280	9 188	5 565

6 IMPORTS AND EXPORTS (SPECIAL TRADE) BY GROUPS OF THE SITC-REV. III AND BY COUNTRIES OF PRODUCTION AND CONSUMPTION 1993

GROUP COUNTRY	DT = 100 KG	1 000 DM	1 000 \$	GROUP COUNTRY	DT = 100 KG	1 000 DM	1 000 \$
831 TRUNK, SUIT-CASES, BAG, ETC				CZECH REPUBL	5 532	11 044	6 660
IMPORTS	963 188	1 711 331	1 035 072	SLOVAKIA	702	1 858	1 107
FRANCE	15 777	38 492	23 344	HUNGARY	2 315	5 353	3 231
BELGIUM LUX	42 043	81 057	48 723	ROMANIA	155	420	251
NETHERLANDS	25 274	43 440	26 338	BULGARIA	140	391	230
ITALY	32 274	163 793	98 694	UKRAINE	432	774	457
UNTD KINGDOM	3 780	13 030	7 895	BELARUS	78	309	185
IRELAND	2 911	3 716	2 249	RUSSIA	2 417	7 650	4 625
DENMARK	859	3 650	2 207	KAZAKHSTAN	63	160	96
GREECE	21	75	45	SLOVENIA	512	1 542	921
PORTUGAL	1 751	2 508	1 508	CROATIA	371	573	342
SPAIN	5 231	6 065	3 662	MACEDONIA	34	119	69
EU	129 921	355 826	214 665	MOROCCO	33	108	64
NORWAY	83	149	90	TUNISIA	125	200	126
SWEDEN	407	834	501	LIBYA	10	67	39
FINLAND	126	384	231	EGYPT	20	201	123
SWITZERLAND	6 335	11 140	6 746	NIGERIA	35	101	58
AUSTRIA	1 498	7 070	4 281	ZAIRE	39	101	62
MALTA	2 510	4 639	2 807	SOUTH AFRICA	102	572	347
TURKEY	5 619	30 227	18 277	USA	4 961	26 571	16 011
LITHUANIA	467	167	99	CANADA	254	2 098	1 257
POLAND	19 931	21 673	13 090	MEXICO	168	655	394
CZECH REPUBL	21 586	29 125	17 626	BERMUDA	33	643	390
SLOVAKIA	7 980	7 520	4 550	PANAMA	39	750	438
HUNGARY	18 105	17 602	10 701	BAHAMAS	2	104	60
ROMANIA	8 470	3 526	2 127	GUADELOUPE	11	49	31
BULGARIA	15 249	8 717	5 280	NETH ANTILL	3	72	46
UKRAINE	396	254	152	COLOMBIA	69	280	167
MOLDOVA	1 543	144	87	VENEZUELA	48	455	275
RUSSIA	713	245	148	PERU	13	65	38
SLOVENIA	715	2 701	1 621	BRAZIL	1 051	2 921	1 779
CROATIA	1 091	1 006	610	CHILE	33	141	85
MOROCCO	495	501	304	PARAGUAY	24	83	51
TUNISIA	790	1 757	1 072	ARGENTINA	186	408	239
EGYPT	465	3 377	2 032	CYPRUS	50	125	75
SOUTH AFRICA	619	877	533	LEBANON	73	412	245
USA	6 750	21 866	13 229	IRAN	49	168	100
CANADA	368	557	329	ISRAEL	263	689	404
MEXICO	73	468	284	JORDAN	8	59	34
GUATEMALA	74	296	179	SAUDI ARABIA	328	2 625	1 580
NICARAGUA	56	292	173	KUWAIT	116	796	485
ST LUCIA	57	164	100	BAHRAIN	44	478	289
COLOMBIA	2 092	11 252	6 792	QATAR	15	208	122
ECUADOR	34	180	107	ARAB EMIRAT	252	1 604	965
BRAZIL	1 142	4 379	2 652	OMAN	8	128	72
CHILE	19	183	110	INDIA	7	54	30
BOLIVIA	25	117	69	THAILAND	31	209	129
PARAGUAY	155	419	250	INDONESIA	61	352	208
URUGUAY	12	213	127	MALAYSIA	60	307	188
ARGENTINA	311	2 362	1 423	SINGAPORE	516	9 954	5 987
CYPRUS	148	248	153	PHILIPPINES	27	960	574
LEBANON	19	102	61	CHINA	42	183	111
SYRIA	77	196	116	SOUTH KOREA	265	5 408	3 242
IRAN	86	142	88	JAPAN	2 548	65 785	39 797
ISRAEL	163	668	400	TAIWAN	285	4 045	2 431
QATAR	58	79	48	HONG KONG	1 288	17 798	10 693
ARAB EMIRAT	154	347	217	AUSTRALIA	146	1 034	612
PAKISTAN	19 129	15 818	9 572	NEW ZEALAND	42	154	86
INDIA	34 716	132 441	80 111	FR POLYNESIA	12	93	58
BANGLADESH	113	139	81	SHIPS SUPPL	30	1 147	693
SRI LANKA	96	392	239	UNID COUNTR	455	1 952	1 175
NEPAL	420	610	365				
THAILAND	18 551	66 380	40 104	841 MENS, BOYS CLOTHNG, X-KNIT			
VIETNAM	11 783	25 897	15 644	IMPORTS	1 936 949	7 651 286	4 623 894
CAMBODIA	1 280	3 073	1 846	FRANCE	14 011	78 378	47 365
INDONESIA	17 461	19 863	12 042	BELGIUM LUX	42 273	189 624	114 623
MALAYSIA	1 702	4 844	2 935	NETHERLANDS	14 616	62 274	37 704
SINGAPORE	391	1 323	799	ITALY	123 376	728 759	440 671
PHILIPPINES	1 169	3 489	2 104	UNTD KINGDOM	17 185	77 295	46 828
CHINA	489 980	661 779	400 556	IRELAND	381	2 373	1 432
NORTH KOREA	5	65	38	DENMARK	7 494	43 592	26 341
SOUTH KOREA	26 231	74 201	44 935	GREECE	13 918	71 571	43 334
JAPAN	1 641	9 209	5 559	PORTUGAL	36 015	193 844	117 035
TAIWAN	53 861	83 231	50 406	SPAIN	2 854	15 236	9 246
HONG KONG	27 251	53 387	32 478	EU	272 123	1 462 946	884 579
NEW ZEALAND	134	834	510	NORWAY	25	202	120
EXPORTS	115 553	521 525	315 168	SWEDEN	339	2 545	1 534
FRANCE	14 706	49 015	29 743	FINLAND	237	3 610	2 173
BELGIUM LUX	8 079	29 914	18 101	SWITZERLAND	4 023	62 673	37 992
NETHERLANDS	10 538	29 390	17 800	AUSTRIA	8 672	110 736	66 932
ITALY	4 347	13 334	8 086	MALTA	10 462	50 877	30 742
UNTD KINGDOM	4 761	21 018	12 744	TURKEY	134 607	632 303	382 045
IRELAND	376	1 166	696	ESTONIA	1 522	6 952	4 184
DENMARK	3 492	11 188	6 777	LATVIA	1 628	6 596	3 977
GREECE	445	1 832	1 101	LITHUANIA	6 012	21 926	13 212
PORTUGAL	972	3 015	1 832	POLAND	117 008	562 474	339 647
SPAIN	3 619	9 637	5 830	CZECH REPUBL	33 662	143 147	86 392
EU	51 335	169 509	102 710	SLOVAKIA	24 881	75 757	45 709
CANARY IS	122	374	224	HUNGARY	26 022	114 810	69 254
ICELAND	200	790	475	ROMANIA	65 873	294 083	177 445
NORWAY	802	3 131	1 901	BULGARIA	13 817	43 535	26 417
SWEDEN	1 412	6 247	3 754	ALBANIA	50	189	111
FINLAND	386	1 222	725	UKRAINE	4 518	13 556	8 105
SWITZERLAND	14 399	81 319	49 194	BELARUS	825	3 342	2 012
AUSTRIA	14 933	62 936	38 065	MOLDOVA	1 108	3 551	2 135
ANDORRA	42	184	110	RUSSIA	12 498	42 684	25 718
MALTA	46	167	100	AZERBAIJAN	13	81	47
TURKEY	499	1 750	1 061	SLOVENIA	21 054	179 362	108 497
ESTONIA	37	142	83	CROATIA	35 042	270 726	163 436
LATVIA	146	395	236	BOS HERZEGOV	176	605	371
LITHUANIA	232	696	419	SERB MONTNEG	12	75	45
POLAND	3 654	8 106	4 891	MACEDONIA	26 061	104 591	63 056
				MOROCCO	17 361	62 778	37 857
				TUNISIA	95 125	368 906	222 771

6 IMPORTS AND EXPORTS (SPECIAL TRADE) BY GROUPS OF THE SITC-REV. III AND BY COUNTRIES OF PRODUCTION AND CONSUMPTION 1993

GROUP COUNTRY	DT = 100 KG	1 000 DM	1 000 \$	GROUP COUNTRY	DT = 100 KG	1 000 DM	1 000 \$
EGYPT	6 567	18 528	11 122	EGYPT	163	1 763	1 072
ETHIOPIA	251	126	74	NIGERIA	30	455	278
KENYA	382	498	301	CAMEROON	1	57	33
TANZANIA	128	157	96	UGANDA	15	228	140
MADAGASCAR	143	485	293	REUNION	7	53	33
MAURITIUS	3 348	23 289	14 104	MAURITIUS	7	99	57
ZAMBIA	527	1 924	1 175	SOUTH AFRICA	74	1 628	988
ZIMBABWE	6 814	14 445	8 733	USA	2 705	27 275	16 467
SOUTH AFRICA	6 793	13 743	8 286	CANADA	1 256	21 984	13 272
SWAZILAND	14	93	57	GREENLAND	2	75	40
LESOTHO	12 484	17 960	10 838	MEXICO	394	7 809	4 730
USA	15 406	69 588	42 034	PANAMA	9	251	152
CANADA	150	1 207	729	ARUBA	3	63	38
MEXICO	388	1 228	759	NETH ANTILL	30	276	160
GUATEMALA	177	601	357	COLOMBIA	27	545	327
COSTA RICA	214	1 171	717	VENEZUELA	16	425	261
ST LUCIA	577	1 294	791	CHILE	40	757	459
COLOMBIA	2 714	8 918	5 370	PARAGUAY	5	127	78
VENEZUELA	112	89	52	URUGUAY	36	98	61
ECUADOR	62	184	110	ARGENTINA	48	865	518
BRAZIL	6 051	10 974	6 641	CYPRUS	86	971	594
CHILE	800	1 856	1 113	LEBANON	465	6 904	4 187
PARAGUAY	66	115	67	IRAN	44	217	129
URUGUAY	129	828	496	ISRAEL	71	863	527
CYPRUS	2 703	8 499	5 152	JORDAN	23	343	201
LEBANON	31	50	30	SAUDI ARABIA	381	5 839	3 552
SYRIA	1 291	4 043	2 418	KUWAIT	499	5 946	3 603
IRAN	1 011	2 929	1 776	BAHRAIN	44	622	377
ISRAEL	2 104	6 948	4 192	QATAR	14	224	136
JORDAN	126	411	250	ARAB EMIRAT	251	3 760	2 279
BAHRAIN	4	94	59	OMAN	8	170	104
QATAR	30	123	73	AFGHANISTAN	293	211	125
ARAB EMIRAT	14 029	34 926	21 158	PAKISTAN	13	82	49
OMAN	20	75	44	INDIA	2	56	34
PAKISTAN	41 463	78 243	47 352	SRI LANKA	14	85	53
INDIA	69 576	210 543	127 626	THAILAND	25	389	235
BANGLADESH	109 881	195 598	117 907	INDONESIA	24	438	285
MALDIVES	149	314	188	MALAYSIA	27	417	250
SRI LANKA	24 963	75 628	45 666	SINGAPORE	101	2 360	1 419
NEPAL	311	726	432	PHILIPPINES	26	105	63
MYANMAR	2 637	5 997	3 602	CHINA	574	1 258	776
THAILAND	38 195	103 795	62 699	SOUTH KOREA	59	1 458	879
LAOS	2 163	4 644	2 819	JAPAN	1 087	19 445	11 644
VIETNAM	30 979	109 611	66 166	TAIWAN	151	3 433	2 075
CAMBODIA	10 688	24 471	14 762	HONG KONG	730	15 934	9 651
INDONESIA	40 783	122 862	74 444	MACAO	16	429	263
MALAYSIA	6 498	22 331	13 553	AUSTRALIA	32	437	262
SINGAPORE	2 791	9 361	5 689	NEW ZEALAND	11	194	117
PHILIPPINES	13 332	44 430	26 843	UNID COUNTR	409	3 280	1 973
MONGOLIA	60	149	87				
CHINA	178 003	605 759	366 784	842 WOMEN,GIRL CLOTHNG,XKNIT			
NORTH KOREA	12 462	47 079	28 403	IMPORTS	1 697 024	9 725 485	5 877 418
SOUTH KOREA	29 608	149 480	90 270	FRANCE	30 860	274 337	165 855
JAPAN	29 060	109 996	66 692	BELGIUM LUX	14 811	95 154	57 593
TAIWAN	7 967	30 476	18 473	NETHERLANDS	29 291	192 199	116 446
HONG KONG	230 967	724 183	437 563	ITALY	117 329	810 064	488 638
MACAO	33 451	79 760	48 197	UNTD KINGDOM	24 967	170 445	102 887
AUSTRALIA	97	707	421	IRELAND	4 466	2 743	1 660
NEW ZEALAND	38	251	149	DENMARK	8 319	28 687	17 347
FIJI	263	985	600	GREECE	62 547	388 343	234 629
UNID COUNTR	40	555	348	PORTUGAL	38 542	259 434	156 887
EXPORTS	239 275	2 203 294	1 333 300	SPAIN	862	17 529	10 563
FRANCE	23 087	215 953	130 701	EU	327 994	2 238 935	1 352 505
BELGIUM LUX	23 400	242 646	146 975	NORWAY	4	100	58
NETHERLANDS	46 961	458 671	277 749	SWEDEN	178	1 798	1 092
ITALY	9 268	91 982	55 712	FINLAND	775	13 619	8 166
UNTD KINGDOM	14 111	155 777	94 368	SWITZERLAND	3 508	71 916	43 412
IRELAND	2 313	26 015	15 843	AUSTRIA	11 340	165 301	99 980
DENMARK	4 062	38 624	23 415	MALTA	4 137	36 779	22 267
GREECE	2 179	22 641	13 728	TURKEY	158 239	773 927	468 387
PORTUGAL	3 155	17 155	10 411	ESTONIA	1 974	9 211	5 518
SPAIN	6 024	47 350	28 647	LATVIA	3 129	14 038	8 444
EU	134 560	1 316 814	797 549	LITHUANIA	6 531	24 011	14 467
CANARY IS	65	566	346	POLAND	128 183	870 074	524 962
ICELAND	321	3 730	2 255	CZECH REPUB	27 125	157 467	95 051
NORWAY	960	14 632	8 822	SLOVAKIA	13 467	78 364	47 129
SWEDEN	1 524	22 605	13 682	HUNGARY	39 843	301 022	181 672
FINLAND	487	8 654	4 023	ROMANIA	48 627	279 355	168 204
SWITZERLAND	27 006	248 610	150 258	BULGARIA	16 780	88 440	53 358
AUSTRIA	32 506	302 122	182 784	ALBANIA	2 409	9 161	5 525
ANDORRA	24	295	181	UKRAINE	12 845	56 871	34 174
MALTA	73	747	460	BELARUS	3 172	18 445	11 162
TURKEY	574	3 236	1 948	MOLDOVA	216	1 017	606
ESTONIA	120	683	416	RUSSIA	12 306	62 762	37 795
LATVIA	228	1 353	815	SLOVENIA	36 412	349 643	211 322
LITHUANIA	369	1 505	903	CROATIA	30 809	251 341	151 632
POLAND	4 097	17 213	10 391	BOS HERZEGOV	1 150	8 024	4 855
CZECH REPUB	3 225	12 580	7 566	MACEDONIA	19 398	95 053	57 357
SLOVAKIA	1 078	2 814	1 709	MOROCCO	72 218	368 098	222 599
HUNGARY	1 988	7 387	4 461	TUNISIA	64 979	310 144	187 456
ROMANIA	3 250	14 109	8 503	EGYPT	1 663	3 985	2 407
BULGARIA	74	424	252	MADAGASCAR	965	3 436	2 071
UKRAINE	888	3 018	1 817	MAURITIUS	1 991	7 190	4 333
BELARUS	311	2 531	1 495	ZIMBABWE	1 484	5 018	3 039
MOLDOVA	19	66	39	SOUTH AFRICA	2 171	7 790	4 693
RUSSIA	4 785	29 381	17 719	SWAZILAND	14	57	35
GEORGIA	6	61	37	LESOTHO	383	535	327
KAZAKHSTAN	838	1 709	1 045	USA	2 011	18 967	11 439
TURKMENISTAN	579	1 310	803	CANADA	132	894	530
SLOVENIA	842	3 312	2 000	MEXICO	643	2 003	1 202
CROATIA	3 290	17 812	10 768	GUATEMALA	84	507	306
MACEDONIA	686	3 174	1 942	JAMAICA	85	314	192
MOROCCO	1 603	6 312	3 827	COLOMBIA	658	3 251	1 965
TUNISIA	2 445	14 948	8 997	BRAZIL	4 692	11 973	7 217

6 IMPORTS AND EXPORTS (SPECIAL TRADE) BY GROUPS OF THE SITC-REV. III AND BY COUNTRIES OF PRODUCTION AND CONSUMPTION 1993

GROUP COUNTRY	DT = 100 KG	1 000 DM	1 000 \$	GROUP COUNTRY	DT = 100 KG	1 000 DM	1 000 \$
CHILE	30	192	116	ARAB EMIRAT	205	4 577	2 785
URUGUAY	188	924	542	OMAN		170	100
CYPRUS	775	5 357	3 224	INDIA	5	244	138
LEBANON	11	73	42	THAILAND	2	286	175
SYRIA	553	2 227	1 352	INDONESIA	4	386	232
IRAN	220	574	349	MALAYSIA	10	544	325
ISRAEL	1 657	16 916	10 192	SINGAPORE	260	8 649	5 222
JORDAN	15	64	42	PHILIPPINES	2	410	246
ARAB EMIRAT	5 633	19 215	11 634	CHINA	95	1 013	600
PAKISTAN	28 837	53 857	32 687	SOUTH KOREA	137	7 838	4 732
INDIA	63 378	256 597	156 094	JAPAN	1 286	56 393	33 912
BANGLADESH	8 182	21 175	12 826	TAIWAN	504	17 792	10 754
SRI LANKA	14 151	72 566	43 949	HONG KONG	1 566	47 651	28 861
NEPAL	259	707	418	MACAO	11	618	382
THAILAND	18 095	79 748	48 320	AUSTRALIA	405	10 695	6 499
LAOS	1 516	7 038	4 232	AUST OCEANIA	3	67	42
VIETNAM	32 676	159 738	96 507	NEW ZEALAND	12	533	315
CAMBODIA	2 958	11 643	7 011	UNID COUNTR	442	6 567	4 004
INDONESIA	49 622	197 273	119 563				
MALAYSIA	8 145	33 838	20 438	843 MENS,BOYS CLOTHING,KNIT			
SINGAPORE	2 247	10 232	6 209	IMPORTS	324 002	1 040 508	628 927
PHILIPPINES	14 648	56 719	34 357	FRANCE	2 647	25 524	15 509
CHINA	195 783	1 072 643	649 176	BELGIUM LUX	2 306	8 538	5 156
NORTH KOREA	9 564	41 779	25 161	NETHERLANDS	6 672	22 877	13 826
SOUTH KOREA	12 960	86 706	52 548	ITALY	16 360	94 748	57 218
JAPAN	934	5 166	3 112	UNTD KINGDOM	1 583	7 046	4 273
TAIWAN	5 888	32 905	19 889	IRELAND	5 208	24 601	14 745
HONG KONG	131 349	693 608	419 130	DENMARK	1 100	6 542	3 972
MACAO	21 701	63 499	38 369	GREECE	17 732	59 638	36 037
AUSTRALIA	134	723	439	PORTUGAL	25 195	102 267	61 501
UNID COUNTR	29	292	185	SPAIN	290	1 143	696
EXPORTS	306 741	4 201 796	2 540 145	EU	79 093	352 924	212 933
FRANCE	29 577	369 497	223 430	NORWAY	66	271	159
BELGIUM LUX	22 745	376 505	227 756	SWEDEN	70	565	334
NETHERLANDS	61 813	786 252	475 533	FINLAND	136	1 356	821
ITALY	7 445	91 442	55 250	SWITZERLAND	3 398	30 652	18 517
UNTD KINGDOM	23 952	423 452	256 252	AUSTRIA	1 087	14 290	8 649
IRELAND	3 150	62 433	37 730	MALTA	225	758	453
DENMARK	8 416	80 283	48 608	TURKEY	31 233	105 572	64 059
GREECE	7 395	51 735	31 278	ESTONIA	471	934	572
PORTUGAL	1 583	26 471	16 059	LATVIA	53	213	130
SPAIN	7 308	92 767	56 112	LITHUANIA	219	242	145
EU	173 384	2 360 837	1 428 008	POLAND	6 290	16 962	10 236
CANARY IS	149	1 960	1 167	CZECH REPUBL	4 859	16 653	10 077
ICELAND	274	4 726	2 864	SLOVAKIA	1 367	4 368	2 645
NORWAY	4 084	70 139	42 414	HUNGARY	5 032	15 163	9 153
SWEDEN	5 397	75 015	45 414	ROMANIA	5 836	9 819	5 890
FINLAND	1 094	16 809	10 160	BULGARIA	1 911	2 831	1 717
SWITZERLAND	35 725	542 871	327 957	UKRAINE	42	51	30
AUSTRIA	38 823	535 437	323 924	BELARUS	183	250	148
ANDORRA	36	1 234	746	RUSSIA	322	544	332
GIBRALTAR	11	318	185	SLOVENIA	1 092	7 041	4 250
MALTA	23	379	221	CROATIA	3 539	11 941	7 202
TURKEY	340	3 672	2 225	BOS HERZEGOV	25	75	44
ESTONIA	75	587	345	SERB MONTNEG	38	88	53
LATVIA	280	1 534	920	MACEDONIA	2 442	6 297	3 793
LITHUANIA	622	3 359	2 009	MOROCCO	646	4 711	2 853
POLAND	3 764	24 408	14 687	TUNISIA	2 806	8 464	5 114
CZECH REPUBL	6 640	35 357	21 317	EGYPT	3 744	7 791	4 699
SLOVAKIA	573	2 773	1 682	MAURITIUS	1 056	3 221	1 950
HUNGARY	3 318	20 506	12 367	ZIMBABWE	248	883	526
ROMANIA	573	4 607	2 762	SOUTH AFRICA	438	1 358	808
BULGARIA	350	2 247	1 342	USA	1 093	7 666	4 659
UKRAINE	914	4 481	2 683	CANADA	48	314	186
BELARUS	360	1 818	1 087	GUATEMALA	13	58	35
MOLDOVA	506	1 689	1 006	DOMINIC REP	221	552	333
RUSSIA	7 102	54 290	32 787	ECUADOR	18	54	33
KAZAKHSTAN	330	1 626	978	PERU	617	2 300	1 378
TURKMENISTAN	93	313	192	BRAZIL	1 057	3 512	2 137
SLOVENIA	584	4 838	2 907	CHILE	65	321	191
CROATIA	1 060	5 174	3 106	CYPRUS	32	216	132
MACEDONIA	278	1 109	686	LEBANON	141	462	281
MOROCCO	541	2 216	1 328	SYRIA	4 049	8 615	5 214
TUNISIA	5 296	16 371	9 861	IRAN	426	799	477
EGYPT	129	2 789	1 703	ISRAEL	604	3 796	2 279
KENYA		60	31	BAHRAIN	126	269	164
SOUTH AFRICA	172	4 547	2 765	QATAR	197	615	369
NAMIBIA	6	57	35	ARAB EMIRAT	3 147	7 000	4 244
USA	4 043	130 343	78 547	PAKISTAN	17 940	23 851	14 414
CANADA	2 185	41 623	25 087	INDIA	11 874	27 072	16 470
GREENLAND	3	136	76	BANGLADESH	4 767	9 323	5 640
MEXICO	161	5 383	3 255	SRI LANKA	3 407	9 342	5 690
BERMUDA	5	167	96	NEPAL	51	88	53
COSTA RICA	1	81	45	MYANMAR	59	131	77
GRENADA	3	48	30	THAILAND	5 060	18 866	11 438
ARUBA	2	66	36	LAOS	101	239	147
NETH ANTILL	12	363	218	VIETNAM	360	822	483
COLOMBIA	3	233	139	CAMBODIA	407	1 159	708
VENEZUELA	7	573	339	INDONESIA	10 860	29 009	17 627
BRAZIL	9	727	431	MALAYSIA	1 814	5 835	3 545
CHILE	128	1 733	1 047	SINGAPORE	1 704	6 379	3 879
BOLIVIA	5	112	65	PHILIPPINES	6 124	12 869	7 803
URUGUAY	22	172	104	MONGOLIA	21	67	40
ARGENTINA	83	1 197	710	CHINA	57 101	116 611	70 351
CYPRUS	51	1 079	624	NORTH KOREA	58	213	127
LEBANON	367	7 284	4 428	SOUTH KOREA	2 723	9 512	5 738
SYRIA		77	43	JAPAN	90	686	411
IRAN	20	666	386	TAIWAN	5 490	18 408	11 151
ISRAEL	427	6 392	3 891	HONG KONG	20 054	72 490	43 887
JORDAN	128	2 351	1 421	MACAO	4 002	14 054	8 469
SAUDI ARABIA	876	18 626	11 307	AUSTRALIA	13	177	105
KUWAIT	256	5 064	3 077	NEW ZEALAND	20	128	76
BAHRAIN	24	906	540	KIRIBATI	30	69	42
QATAR	20	1 061	639				

6 IMPORTS AND EXPORTS (SPECIAL TRADE) BY GROUPS OF THE SITC-REV. III AND BY COUNTRIES OF PRODUCTION AND CONSUMPTION 1993

GROUP COUNTRY	DT = 100 KG	1 000 DM	1 000 \$	GROUP COUNTRY	DT = 100 KG	1 000 DM	1 000 \$
EXPORTS	38 160	182 812	110 552	MAURITIUS	2 128	7 913	4 814
FRANCE	2 066	12 195	7 377	ZIMBABWE	69	257	156
BELGIUM LUX	3 605	20 869	12 668	SOUTH AFRICA	623	3 149	1 921
NETHERLANDS	5 050	30 329	18 333	USA	1 679	12 467	7 522
ITALY	823	5 429	3 299	CANADA	48	482	290
UNTD KINGDOM	1 522	6 104	3 676	MEXICO	95	598	359
IRELAND	83	506	309	GUATEMALA	23	87	51
DENMARK	321	2 126	1 286	JAMAICA	55	333	203
GREECE	1 432	5 116	3 092	COLOMBIA	69	161	98
PORTUGAL	451	2 336	1 417	PERU	377	2 038	1 228
SPAIN	709	3 355	2 044	BRAZIL	7 424	22 741	13 799
EU	16 062	88 365	53 501	CHILE	98	500	299
CANARY IS	10	95	60	BOLIVIA	10	114	69
ICELAND	33	186	115	URUGUAY	5	49	31
NORWAY	62	442	256	CYPRUS	628	2 269	1 361
SWEDEN	87	611	369	LEBANON	192	656	397
FINLAND	126	735	442	SYRIA	1 327	3 038	1 838
SWITZERLAND	3 180	20 142	12 182	IRAN	628	1 285	768
AUSTRIA	3 795	23 215	14 034	ISRAEL	2 808	23 473	14 184
TURKEY	54	269	159	KUWAIT	5	69	43
LATVIA	40	595	351	QATAR	60	163	98
LITHUANIA	39	244	141	ARAB EMIRAT	6 156	11 980	7 240
POLAND	1 079	2 500	1 513	OMAN	123	311	181
CZECH REPUBL	3 557	12 074	7 285	PAKISTAN	64 329	101 959	61 829
SLOVAKIA	264	659	401	INDIA	39 274	80 440	48 909
HUNGARY	2 059	6 012	3 632	BANGLADESH	5 237	8 030	4 881
ROMANIA	43	136	81	MALDIVES	51	139	84
BULGARIA	167	421	252	SRI LANKA	2 598	10 886	6 606
UKRAINE	149	610	368	NEPAL	62	158	95
BELARUS	181	759	461	THAILAND	10 221	40 867	24 755
MOLDOVA	10	115	68	LAOS	103	200	118
RUSSIA	1 845	9 011	5 471	VIETNAM	1 020	3 271	1 975
KAZAKHSTAN	60	212	128	CAMBODIA	187	479	291
SLOVENIA	288	1 021	613	INDONESIA	20 625	61 533	37 301
CROATIA	1 319	3 063	1 854	MALAYSIA	13 186	39 896	24 235
MACEDONIA	188	478	290	SINGAPORE	3 878	13 582	8 284
MOROCCO	48	86	55	PHILIPPINES	7 451	19 047	11 530
TUNISIA	2 592	4 212	2 542	CHINA	89 937	251 586	152 142
EGYPT	59	188	114	SOUTH KOREA	4 974	17 806	10 776
SOUTH AFRICA	9	75	45	JAPAN	120	513	306
USA	75	830	499	TAIWAN	10 451	39 997	24 139
CANADA	31	313	193	HONG KONG	36 492	158 016	95 606
MEXICO	13	85	51	MACAO	4 806	20 888	12 602
CHILE	10	80	48	AUSTRALIA	7	88	51
CYPRUS	7	50	30	NEW ZEALAND	7	71	44
LEBANON	23	209	127	UNID COUNTR	21	136	78
ISRAEL	30	154	95	EXPORTS	103 981	697 367	421 561
SAUDI ARABIA	40	311	188	FRANCE	8 912	58 649	35 529
KUWAIT	13	120	70	BELGIUM LUX	7 804	68 925	41 709
ARAB EMIRAT	13	114	67	NETHERLANDS	16 978	126 955	76 840
MYANMAR	9	65	38	ITALY	1 443	12 885	7 804
INDONESIA	43	144	84	UNTD KINGDOM	3 058	23 684	14 297
SINGAPORE	14	159	97	IRELAND	184	2 961	1 783
JAPAN	92	1 426	854	DENMARK	1 900	13 500	8 166
TAIWAN	12	183	108	GREECE	1 800	8 236	4 979
HONG KONG	85	711	427	PORTUGAL	3 952	10 295	6 196
NEW CALEDON	32	118	71	SPAIN	1 447	9 345	5 676
UNID COUNTR	66	431	263	EU	47 478	335 435	202 978
844 WOMEN,GIRLS CLOTHNG.KNIT				CANARY IS	39	419	240
IMPORTS	865 410	3 209 940	1 942 353	ICELAND	53	638	386
FRANCE	10 403	102 852	62 360	NORWAY	668	6 697	4 039
BELGIUM LUX	2 972	17 664	10 683	SWEDEN	605	5 103	3 076
NETHERLANDS	15 343	63 242	38 260	FINLAND	152	1 508	904
ITALY	34 964	273 948	165 470	SWITZERLAND	11 169	97 844	59 123
UNTD KINGDOM	7 686	45 085	27 254	AUSTRIA	11 944	101 149	61 235
IRELAND	1 674	12 269	7 398	ANDORRA	6	126	72
DENMARK	5 864	40 975	24 780	TURKEY	448	996	591
GREECE	35 424	167 989	101 588	ESTONIA	43	107	63
PORTUGAL	26 392	108 119	65 384	LATVIA	311	1 392	840
SPAIN	776	5 741	3 453	LITHUANIA	27	328	192
EU	141 498	837 884	506 630	POLAND	2 382	13 557	8 174
ICELAND	7	110	67	CZECH REPUBL	4 469	21 237	12 831
NORWAY	43	281	168	SLOVAKIA	1 236	4 309	2 624
SWEDEN	131	1 242	745	HUNGARY	8 996	37 278	22 570
FINLAND	3 070	26 807	16 199	ROMANIA	21	103	60
SWITZERLAND	4 868	65 592	39 611	BULGARIA	70	270	162
AUSTRIA	2 903	35 210	21 290	UKRAINE	371	1 619	968
MALTA	483	2 725	1 644	BELARUS	163	860	522
TURKEY	269 585	833 925	505 167	MOLDOVA	16	55	34
ESTONIA	77	212	125	RUSSIA	5 162	17 801	10 760
LATVIA	284	977	586	GEORGIA	37	115	71
LITHUANIA	1 075	2 246	1 353	KAZAKHSTAN	87	319	192
POLAND	16 543	65 559	39 610	SLOVENIA	885	4 735	2 868
CZECH REPUBL	9 561	44 386	26 847	CROATIA	3 146	11 181	6 760
SLOVAKIA	5 507	17 262	10 417	MACEDONIA	39	119	69
HUNGARY	15 294	73 024	44 140	MOROCCO	122	432	259
ROMANIA	2 604	10 700	6 433	TUNISIA	1 967	4 801	2 889
BULGARIA	3 346	12 472	7 535	EGYPT	3	193	108
ALBANIA	16	91	55	SOUTH AFRICA	21	231	133
UKRAINE	497	1 730	1 042	USA	389	5 589	3 351
BELARUS	563	896	530	CANADA	132	1 930	1 159
MOLDOVA	20	123	72	MEXICO	7	319	191
RUSSIA	814	1 953	1 171	COSTA RICA	7	94	55
SLOVENIA	7 364	39 840	24 077	NETH ANTILL	3	55	30
CROATIA	10 094	37 996	22 966	BRAZIL	34	124	76
BOS HERZEGOV	16	77	47	CHILE	4	64	38
MACEDONIA	1 893	6 052	3 651	CYPRUS	8	84	46
MOROCCO	15 335	71 253	43 021	LEBANON	38	606	353
TUNISIA	10 438	50 560	30 536	IRAN	6	124	72
EGYPT	1 668	4 509	2 721	ISRAEL	119	1 145	693
MADAGASCAR	89	279	163	JORDAN	5	193	111
				SAUDI ARABIA	225	2 338	1 399
				KUWAIT	84	1 072	633
				BAHRAIN	3	88	50

6 IMPORTS AND EXPORTS (SPECIAL TRADE) BY GROUPS OF THE SITC-REV. III AND BY COUNTRIES OF PRODUCTION AND CONSUMPTION 1993

GROUP COUNTRY	DT = 100 KG	1 000 DM	1 000 \$	GROUP COUNTRY	DT = 100 KG	1 000 DM	1 000 \$
QATAR	8	95	55	INDONESIA	55 101	176 304	106 320
ARAB EMIRAT	43	591	347	MALAYSIA	14 969	57 217	34 615
PAKISTAN	124	183	108	SINGAPORE	12 413	50 072	30 414
INDIA	22	59	34	PHILIPPINES	37 540	107 549	64 959
INDONESIA	26	116	70	MONGOLIA	144	309	190
SINGAPORE	14	348	209	CHINA	249 524	940 365	567 431
PHILIPPINES	10	104	65	NORTH KOREA	1 361	2 743	1 649
CHINA	12	123	76	SOUTH KOREA	51 972	177 353	106 940
SOUTH KOREA	3	250	145	JAPAN	254	2 166	1 309
JAPAN	196	5 639	3 387	TAIWAN	43 974	192 920	116 374
TAIWAN	35	1 114	666	HONG KONG	127 402	752 726	453 110
HONG KONG	69	1 762	1 065	MACAO	28 802	166 013	99 602
AUSTRALIA	20	407	245	AUSTRALIA	1 850	5 097	3 094
UNID COUNTR	148	1 314	774	NEW ZEALAND	97	762	457
				FIJI	847	2 021	1 235
				UNID COUNTR	63	522	322
845 OTHR. TEXTILE APPAREL,NES							
IMPORTS	2 468 109	10 509 327	6 338 319	EXPORTS	256 676	2 025 191	1 223 559
FRANCE	26 351	267 427	161 747	FRANCE	20 231	152 392	92 184
BELGIUM LUX	15 422	64 591	39 119	BELGIUM LUX	17 755	188 494	113 886
NETHERLANDS	70 707	237 075	143 282	NETHERLANDS	43 462	347 788	210 027
ITALY	276 815	1 959 747	1 178 171	ITALY	7 287	61 387	37 187
UNIT KINGDOM	22 992	135 123	81 120	UNIT KINGDOM	12 633	119 007	71 911
IRELAND	18 081	42 707	25 765	IRELAND	944	13 410	8 075
DENMARK	20 953	142 617	85 977	DENMARK	5 448	35 222	21 293
GREECE	158 740	664 540	401 346	GREECE	3 428	24 059	14 581
PORTUGAL	141 182	589 361	355 294	PORTUGAL	5 876	31 881	19 292
SPAIN	4 432	17 321	10 494	SPAIN	4 322	34 291	20 795
EU	755 675	4 120 509	2 482 315	EU	121 366	1 007 931	609 231
ICELAND	162	1 653	997	CANARY IS	204	2 244	1 344
NORWAY	157	1 413	862	ICELAND	258	2 375	1 428
SWEDEN	1 032	11 027	6 646	NORWAY	1 194	13 938	8 433
FINLAND	599	7 241	4 345	SWEDEN	1 252	15 142	9 201
SWITZERLAND	9 122	90 416	54 541	FINLAND	496	4 915	2 955
AUSTRIA	10 889	144 667	87 380	SWITZERLAND	26 548	245 889	148 526
MALTA	1 381	5 611	3 403	AUSTRIA	38 087	328 479	198 579
TURKEY	306 214	1 223 796	738 924	ANDORRA	36	648	396
ESTONIA	822	1 980	1 198	GIBRALTAR	2	67	36
LATVIA	523	1 598	967	MALTA	29	310	183
LITHUANIA	1 215	4 174	2 521	TURKEY	688	4 820	2 915
POLAND	37 333	153 335	92 512	ESTONIA	85	562	338
CZECH REPUB	22 425	102 358	61 862	LATVIA	310	1 998	1 202
SLOVAKIA	8 390	27 380	16 479	LITHUANIA	702	3 145	1 881
HUNGARY	27 050	169 332	102 302	POLAND	6 355	33 358	20 134
ROMANIA	31 211	72 112	43 360	CZECH REPUB	9 940	44 051	26 568
BULGARIA	16 060	43 405	26 146	SLOVAKIA	2 369	9 096	5 514
UKRAINE	2 706	10 009	6 022	HUNGARY	12 906	80 760	48 901
BELARUS	1 747	4 018	2 413	ROMANIA	625	1 677	1 009
MOLDOVA	48	174	105	BULGARIA	371	2 097	1 258
RUSSIA	3 454	6 585	3 968	UKRAINE	1 828	7 629	4 622
UZBEKISTAN	29	64	39	BELARUS	1 289	8 397	5 046
SLOVENIA	15 887	115 112	69 489	MOLDOVA	204	817	491
CROATIA	19 552	78 938	47 688	RUSSIA	8 228	28 418	17 198
BOS HERZEGOV	222	1 407	855	GEORGIA	34	87	51
MACEDONIA	9 593	25 098	15 133	KAZAKHSTAN	439	1 462	882
MOROCCO	17 116	57 027	34 394	TURKMENISTAN	216	405	238
TUNISIA	16 818	78 114	47 105	UZBEKISTAN	12	64	40
LIBYA	49	141	86	KYRGHYZSTAN	25	97	58
EGYPT	17 202	36 485	22 048	SLOVENIA	4 371	19 121	11 573
BURUNDI	5	56	35	CROATIA	4 604	15 446	9 350
ANGOLA	15	55	33	BOS HERZEGOV	24	64	37
KENYA	2 159	2 313	1 432	MACEDONIA	208	503	301
TANZANIA	1 501	2 508	1 512	MOROCCO	97	247	146
MADAGASCAR	1 791	12 615	7 574	TUNISIA	3 159	12 202	7 357
MAURITIUS	26 906	110 879	66 824	LIBYA	38	111	186
ZIMBABWE	773	1 792	1 087	EGYPT	75	1 004	600
SOUTH AFRICA	2 289	10 106	6 116	GUINEA	18	50	30
NAMIBIA	52	114	67	NIGERIA	5	65	39
BOTSWANA	4	48	30	ANGOLA	31	203	117
USA	15 628	64 634	39 153	ETHIOPIA	8	106	57
CANADA	339	2 271	1 371	SOUTH AFRICA	66	1 090	652
MEXICO	468	1 267	769	USA	1 462	31 197	18 749
GUATEMALA	37	191	108	CANADA	619	10 078	6 053
HONDURAS	746	1 373	841	GREENLAND		92	45
DOMINIC REP	885	1 758	1 070	MEXICO	70	1 484	891
JAMAICA	3 709	18 934	11 391	BERMUDA	1	58	34
ST LUCIA	20	48	30	CUBA	8	203	124
COLOMBIA	1 451	5 559	3 365	NETH ANTILL	8	108	64
VENEZUELA	18	127	77	COLOMBIA	22	193	115
ECUADOR	1 363	2 238	1 343	VENEZUELA	29	191	109
PERU	5 756	20 054	12 079	PERU	7	64	39
BRAZIL	30 236	75 833	46 026	BRAZIL	85	458	278
CHILE	731	4 067	2 454	CHILE	59	702	421
BOLIVIA	241	2 467	1 470	URUGUAY	9	84	47
URUGUAY	84	479	288	ARGENTINA	46	402	236
ARGENTINA	14	237	145	CYPRUS	49	533	304
CYPRUS	2 642	9 967	5 965	LEBANON	182	2 303	1 394
LEBANON	1 173	2 296	1 378	IRAN	67	441	267
SYRIA	14 507	25 018	15 161	ISRAEL	721	5 800	3 503
IRAN	4 040	8 603	5 168	JORDAN	41	695	415
ISRAEL	5 779	55 921	33 699	SAUDI ARABIA	456	5 931	3 578
SAUDI ARABIA	135	175	108	KUWAIT	246	2 817	1 702
BAHRAIN	121	163	98	BAHRAIN	33	445	262
QATAR	23	54	32	QATAR	16	355	208
ARAB EMIRAT	57 696	93 293	56 528	ARAB EMIRAT	194	2 283	1 374
PAKISTAN	64 568	101 528	61 373	OMAN	5	112	67
INDIA	80 249	199 857	121 291	PAKISTAN	15	107	63
BANGLADESH	97 853	153 095	92 656	INDIA	6	61	38
MALDIVES	680	1 425	866	SRI LANKA	16	83	50
SRI LANKA	15 982	51 626	31 077	THAILAND	25	141	84
NEPAL	922	11 062	6 696	INDONESIA	22	191	113
THAILAND	50 281	191 085	115 650	MALAYSIA	22	251	148
LAOS	3 628	7 876	4 719	SINGAPORE	100	1 748	1 060
VIETNAM	5 080	17 006	10 218	PHILIPPINES	7	58	36
CAMBODIA	4 430	7 484	4 551	CHINA	113	658	396

6 IMPORTS AND EXPORTS (SPECIAL TRADE) BY GROUPS OF THE SITC-REV. III AND BY COUNTRIES OF PRODUCTION AND CONSUMPTION 1993

GROUP COUNTRY	DT = 100 KG	1 000 DM	1 000 \$	GROUP COUNTRY	DT = 100 KG	1 000 DM	1 000 \$
NORTH KOREA	3	50	30	NORWAY	1 316	8 365	5 063
SOUTH KOREA	41	1 411	842	SWEDEN	1 448	14 873	8 935
JAPAN	1 183	26 806	16 077	FINLAND	686	4 858	2 912
TAIWAN	163	2 370	2 077	SWITZERLAND	10 892	74 490	44 987
HONG KONG	833	13 253	8 008	AUSTRIA	16 299	110 966	67 110
MACAO	5	163	96	ANDORRA	45	409	241
AUSTRALIA	124	2 631	1 578	MALTA	218	1 411	857
NEW ZEALAND	11	209	127	TURKEY	1 874	8 568	5 165
UNID COUNTR	577	4 340	2 619	ESTONIA	80	462	277
846 CLOTHING ACCESSRS,FABRIC				LATVIA	1 233	2 473	1 467
IMPORTS	609 260	1 938 311	1 170 122	LITHUANIA	435	1 572	945
FRANCE	8 519	45 658	27 582	POLAND	5 310	27 389	16 529
BELGIUM LUX	5 223	14 180	8 551	CZECH REPUBL	10 578	46 029	27 720
NETHERLANDS	8 568	26 799	16 159	SLOVAKIA	1 330	3 431	2 057
ITALY	165 013	599 497	361 515	HUNGARY	13 595	43 274	26 189
UNTD KINGDOM	4 649	24 444	14 708	ROMANIA	2 216	8 894	5 362
IRELAND	710	4 993	3 031	BULGARIA	642	2 626	1 586
DENMARK	4 327	9 128	5 553	ALBANIA	51	276	168
GREECE	12 599	39 195	23 718	UKRAINE	677	2 952	1 767
PORTUGAL	59 984	112 583	67 991	BELARUS	219	1 033	613
SPAIN	1 251	3 538	2 134	MOLDOVA	24	116	69
EU	270 843	880 015	530 942	RUSSIA	3 711	10 508	6 328
ICELAND	23	326	192	KAZAKHSTAN	30	83	48
NORWAY	57	240	147	SLOVENIA	21 817	64 413	39 021
SWEDEN	320	3 045	1 838	CROATIA	1 767	9 188	5 549
FINLAND	42	562	343	BOS HERZEGOV	31	149	88
SWITZERLAND	2 616	41 317	24 988	MACEDONIA	1 310	4 765	2 867
AUSTRIA	20 219	99 516	60 225	MOROCCO	13 104	17 813	10 759
TURKEY	44 145	83 471	50 479	TUNISIA	9 199	30 466	18 341
ESTONIA	486	600	360	EGYPT	61	367	221
LATVIA	3 156	4 190	2 520	MAURITIUS	179	897	543
LITHUANIA	2 563	3 233	1 939	ZAMBIA	9	58	36
POLAND	3 749	8 115	4 878	SOUTH AFRICA	38	317	187
CZECH REPUBL	18 677	51 027	30 760	USA	3 108	23 258	14 006
SLOVAKIA	2 110	5 075	3 073	CANADA	966	5 222	3 147
HUNGARY	11 471	56 235	33 933	MEXICO	13	248	148
ROMANIA	4 691	7 720	4 642	GUATEMALA	5	53	32
BULGARIA	1 564	2 916	1 757	PANAMA	4	54	33
UKRAINE	1 908	1 857	1 110	COLOMBIA	13	113	66
BELARUS	1 388	2 103	1 268	VENEZUELA	9	97	59
RUSSIA	362	762	461	ECUADOR	4	63	38
SLOVENIA	28 140	93 228	56 395	BRAZIL	51	304	182
CROATIA	2 083	6 931	4 167	CHILE	294	616	368
MACEDONIA	595	2 180	1 324	URUGUAY	8	57	35
MOROCCO	11 765	22 183	13 445	ARGENTINA	39	116	66
ALGERIA	125	533	322	CYPRUS	76	362	216
TUNISIA	6 660	30 464	18 371	LEBANON	189	776	464
LIBYA	72	78	49	SYRIA	7	59	34
EGYPT	41	114	68	IRAN	217	375	226
DJIBOUTI	16	62	36	ISRAEL	673	3 591	2 163
MAURITIUS	109	517	312	JORDAN	24	122	73
ZIMBABWE	516	1 130	678	SAUDI ARABIA	192	1 420	851
SOUTH AFRICA	2 366	4 645	2 803	KUWAIT	91	626	372
USA	5 589	26 074	15 771	BAHRATN	7	100	61
CANADA	138	489	292	QATAR	19	154	90
MEXICO	352	466	287	ARAB EMIRAT	205	1 377	835
GUATEMALA	62	279	166	OMAN	5	90	50
HAITI	21	63	39	PAKISTAN	20	95	57
PERU	55	180	109	INDIA	6	51	31
BRAZIL	53	159	93	SRI LANKA	515	2 402	1 471
BOLIVIA	17	172	102	THAILAND	122	1 236	758
URUGUAY	27	120	72	VIETNAM	24	86	53
SYRIA	811	2 581	1 544	INDONESIA	53	218	130
IRAN	25	61	38	MALAYSIA	15	124	67
ISRAEL	5 164	20 317	12 331	SINGAPORE	95	916	547
ARAB EMIRAT	1 191	2 785	1 661	PHILIPPINES	100	401	238
PAKISTAN	17 335	16 930	10 236	CHINA	69	767	468
INDIA	6 098	28 319	17 085	SOUTH KOREA	121	1 354	810
BANGLADESH	1 301	2 217	1 338	JAPAN	856	9 373	5 641
SRI LANKA	18 048	52 648	31 784	TAIWAN	159	2 099	1 261
NEPAL	69	179	108	HONG KONG	658	5 311	3 191
THAILAND	4 409	14 611	8 875	AUSTRALIA	379	2 304	1 390
VIETNAM	68	321	196	NEW ZEALAND	82	397	241
INDONESIA	7 216	19 699	11 888	SHIPS SUPPL	5	2 651	1 599
MALAYSIA	6 950	28 773	17 367	UNID COUNTR	799	3 614	2 185
SINGAPORE	128	646	388	848 CLOTHING,NONTXTL;HEADGEAR			
PHILIPPINES	3 997	15 557	9 424	IMPORTS	728 790	2 665 573	1 609 724
CHINA	45 651	121 059	73 011	FRANCE	7 315	47 371	28 831
NORTH KOREA	520	1 238	741	BELGIUM LUX	9 864	13 350	8 116
SOUTH KOREA	26 385	105 483	63 634	NETHERLANDS	10 965	40 273	24 329
JAPAN	1 532	16 463	9 916	ITALY	33 851	261 222	157 777
TAIWAN	8 381	27 417	16 580	UNTD KINGDOM	8 181	46 110	28 138
HONG KONG	5 632	15 782	9 498	IRELAND	287	2 916	1 759
MACAO	1 062	2 261	1 369	DENMARK	1 619	6 120	3 665
AUSTRALIA	12	115	70	GREECE	2 261	118 820	71 602
UNID COUNTR	11	183	113	PORTUGAL	1 485	5 317	3 203
EXPORTS	196 715	917 504	553 876	SPAIN	2 199	8 506	5 146
FRANCE	6 769	48 822	29 479	EU	78 027	550 005	332 566
BELGIUM LUX	4 946	38 244	23 087	NORWAY	83	480	292
NETHERLANDS	12 997	102 132	61 595	SWEDEN	5 427	22 325	13 583
ITALY	4 330	34 221	20 711	FINLAND	541	7 925	4 753
UNTD KINGDOM	5 134	26 266	15 888	SWITZERLAND	3 095	9 302	5 584
IRELAND	602	4 927	2 969	AUSTRIA	17 812	38 194	23 038
DENMARK	1 841	10 749	6 487	MALTA	151	3 220	1 933
GREECE	9 878	24 224	14 593	TURKEY	38 808	392 946	237 144
PORTUGAL	17 998	40 101	24 267	ESTONIA	38	208	124
SPAIN	997	8 877	5 373	LITHUANIA	52	95	56
EU	65 492	338 563	204 449	POLAND	6 250	26 398	15 979
CANARY IS	62	260	151	CZECH REPUBL	9 200	38 039	22 942
CEUTA MEL	33	119	73	SLOVAKIA	208	581	351
ICELAND	257	1 712	1 027	HUNGARY	5 016	31 477	19 006
				ROMANIA	294	3 839	2 303
				BULGARIA	339	2 069	1 253

6 IMPORTS AND EXPORTS (SPECIAL TRADE) BY GROUPS OF THE SITC-REV. III AND BY COUNTRIES OF PRODUCTION AND CONSUMPTION 1993

GROUP COUNTRY	DT = 100 KG	1 000 DM	1 000 \$	GROUP COUNTRY	DT = 100 KG	1 000 DM	1 000 \$
UKRAINE	80	3 056	1 839	USA	3 283	20 552	12 411
RUSSIA	275	840	503	CANADA	308	7 164	4 327
SLOVENIA	1 541	19 170	11 549	MEXICO	40	539	324
CROATIA	659	12 130	7 258	EL SALVADOR	61	59	36
MACEDONIA	4 363	12 185	7 350	NETH ANTILL	27	65	37
MOROCCO	851	1 361	820	VENEZUELA	59	143	82
TUNISIA	2 684	13 118	7 904	ECUADOR	10	103	60
EGYPT	343	1 026	625	BRAZIL	40	271	163
MAURITIUS	53	551	332	CHILE	136	880	532
SOUTH AFRICA	104	448	266	URUGUAY	88	598	368
NAMIBIA	25	160	98	ARGENTINA	94	4 052	2 456
USA	14 910	49 379	29 810	CYPRUS	42	167	99
CANADA	639	4 159	2 498	LEBANON	258	1 007	613
MEXICO	510	1 450	874	SYRIA	106	114	69
GUATEMALA	37	121	71	IRAN	161	334	204
DOMINIC REP	100	291	175	ISRAEL	295	1 077	641
COLOMBIA	60	287	172	JORDAN	135	211	124
ECUADOR	65	427	257	SAUDI ARABIA	235	848	510
PERU	19	164	99	KUWAIT	85	433	259
BRAZIL	1 988	11 547	6 949	BAHRAIN	22	135	79
CHILE	62	723	430	QATAR	36	164	87
PARAGUAY	16	98	59	ARAB EMIRAT	187	873	528
URUGUAY	2 235	17 288	10 430	OMAN	23	66	39
ARGENTINA	608	5 418	3 267	PAKISTAN	22	259	157
CYPRUS	23	478	281	INDIA	62	493	298
ISRAEL	128	855	516	SRI LANKA	456	1 332	800
KUWAIT	13	49	30	NEPAL	32	178	111
ARAB EMIRAT	331	2 831	1 702	THAILAND	32	215	130
PAKISTAN	23 904	116 427	70 425	VIETNAM	31	364	224
INDIA	52 976	316 132	191 168	INDONESIA	20	474	282
BANGLADESH	316	1 462	902	MALAYSIA	217	750	448
SRI LANKA	7 515	11 694	7 048	BRUNEI	7	72	44
NEPAL	608	897	549	SINGAPORE	112	1 755	1 055
THAILAND	31 801	42 938	25 933	PHILIPPINES	22	443	267
VIETNAM	399	965	575	CHINA	434	1 076	637
INDONESIA	6 723	27 089	16 364	SOUTH KOREA	166	2 056	1 254
MALAYSIA	110 183	102 276	61 865	JAPAN	531	14 772	8 915
SINGAPORE	101	211	125	TAIWAN	72	1 660	1 000
PHILIPPINES	1 289	4 368	2 624	HONG KONG	398	6 716	4 072
CHINA	242 239	431 891	260 217	AUSTRALIA	95	1 084	647
NORTH KOREA	106	1 223	747	NEW ZEALAND	168	236	147
SOUTH KOREA	25 347	229 116	138 371	SHIPS SUPPL	1	173	104
JAPAN	3 483	25 770	15 621	UNID COUNTR	498	2 360	1 421
TAIWAN	13 235	27 682	16 765				
HONG KONG	8 218	31 274	18 843				
MACAO	87	428	256				
AUSTRALIA	2 068	6 505	3 945				
NEW ZEALAND	53	281	173				
UNID COUNTR	29	51	31				
EXPORTS	115 839	706 350	426 538				
FRANCE	5 108	37 277	22 522				
BELGIUM LUX	5 785	45 653	27 638				
NETHERLANDS	13 385	69 661	42 063				
ITALY	3 915	41 221	24 986				
UNTD KINGDOM	2 763	23 288	14 077				
IRELAND	359	2 494	1 503				
DENMARK	1 344	7 262	4 385				
GREECE	2 734	18 088	10 879				
PORTUGAL	2 109	7 289	4 392				
SPAIN	1 699	15 775	9 535				
EU	39 181	267 988	161 980				
CANARY IS	104	681	406				
ICELAND	308	798	478				
NORWAY	592	4 951	2 998				
SWEDEN	981	8 087	4 885				
FINLAND	485	2 734	1 659				
SWITZERLAND	10 625	84 229	50 808				
AUSTRIA	13 246	112 083	67 718				
ANDORRA	27	1 033	625				
MALTA	348	2 310	1 394				
TURKEY	2 241	8 539	5 150				
ESTONIA	147	462	277				
LATVIA	226	787	474				
LITHUANIA	633	3 006	1 819				
POLAND	5 301	19 185	11 582				
CZECH REPUBL	7 746	22 574	13 620				
SLOVAKIA	426	1 936	1 158				
HUNGARY	2 329	7 991	4 830				
ROMANIA	2 886	13 876	8 373				
BULGARIA	1 038	3 105	1 867				
ALBANIA	6	89	53				
UKRAINE	574	3 677	2 217				
BELARUS	85	550	327				
MOLDOVA	30	134	79				
RUSSIA	6 291	24 019	14 460				
KAZAKHSTAN	142	841	511				
SLOVENIA	1 248	4 271	2 569				
CROATIA	1 390	4 301	2 598				
SERB MONTNEG	140	284	177				
MACEDONIA	448	1 255	754				
MOROCCO	2 178	7 742	4 679				
ALGERIA	95	852	525				
TUNISIA	3 770	12 200	7 375				
LIBYA	60	174	104				
EGYPT	25	320	189				
GUINEA	18	51	30				
GHANA	194	373	223				
NIGERIA	96	182	112				
ETHIOPIA	73	128	77				
KENYA	65	75	43				
TANZANIA	61	99	57				
MAURITIUS	77	147	89				
MALAWI	119	87	51				
SOUTH AFRICA	418	952	568				
				851 FOOTWEAR			
				IMPORTS	2 560 928	7 642 980	4 619 083
				FRANCE	70 356	209 748	126 583
				BELGIUM LUX	10 240	17 350	10 595
				NETHERLANDS	48 152	125 117	75 552
				ITALY	696 801	2 283 016	1 377 648
				UNTD KINGDOM	11 630	50 561	30 537
				IRELAND	90	507	311
				DENMARK	3 777	21 435	12 980
				GREECE	2 777	16 340	9 821
				PORTUGAL	190 259	830 400	502 383
				SPAIN	157 376	442 924	267 695
				EU	1 191 458	3 997 398	2 414 105
				NORWAY	28	136	84
				SWEDEN	2 586	3 859	2 342
				FINLAND	845	3 130	1 889
				SWITZERLAND	8 981	55 925	33 715
				AUSTRIA	67 402	419 072	253 506
				MALTA	2 811	40 686	24 600
				TURKEY	5 529	15 080	9 051
				ESTONIA	856	1 734	1 047
				LATVIA	7 137	12 288	7 446
				LITHUANIA	1 361	2 128	1 281
				POLAND	46 765	128 723	78 084
				CZECH REPUBL	61 458	139 881	84 521
				SLOVAKIA	5 945	19 325	11 724
				HUNGARY	54 529	248 655	150 336
				ROMANIA	15 210	32 371	19 603
				BULGARIA	5 360	12 116	7 360
				UKRAINE	5 463	8 547	5 148
				BELARUS	2 786	4 350	2 610
				MOLDOVA	4 403	4 406	2 645
				RUSSIA	4 447	12 683	7 625
				SLOVENIA	24 822	95 386	57 689
				CROATIA	23 790	107 461	64 819
				BOS HERZEGOV	39	156	95
				MACEDONIA	11 699	30 422	18 431
				MOROCCO	4 396	14 665	8 846
				ALGERIA	343	905	550
				TUNISIA	11 438	49 019	29 672
				EGYPT	83	132	78
				ZIMBABWE	36	60	35
				SOUTH AFRICA	399	824	498
				NAMIBIA	41	173	105
				USA	12 375	52 116	31 466
				CANADA	568	1 919	1 143
				MEXICO	8 498	37 456	22 622
				BELIZE	46	176	104
				DOMINIC REP	154	604	369
				COLOMBIA	3 363	14 472	8 798
				BRAZIL	42 329	162 368	98 465
				CHILE	692	2 621	1 586
				URUGUAY	573	1 967	1 179
				ARGENTINA	138	740	437
				LEBANON	71	94	57
				SYRIA	92	58	34
				IRAQ	32	172	104
				IRAN	113	143	86
				ISRAEL	3 611	7 913	4 762
				KUWAIT	58	163	101

6 IMPORTS AND EXPORTS (SPECIAL TRADE) BY GROUPS OF THE SITC-REV. III AND BY COUNTRIES OF PRODUCTION AND CONSUMPTION 1993

GROUP COUNTRY	DT = 100 KG	1 000 DM	1 000 \$	GROUP COUNTRY	DT = 100 KG	1 000 DM	1 000 \$
PAKISTAN	6 035	12 213	7 412	ECUADOR	16	124	72
INDIA	41 970	175 859	106 456	PERU	61	178	108
BANGLADESH	3 736	3 444	2 068	BRAZIL	1 692	1 861	1 123
SRI LANKA	2 528	3 754	2 246	CHILE	263	1 258	753
THAILAND	92 373	190 113	115 713	PARAGUAY	129	335	199
VIETNAM	59 726	99 090	59 751	URUGUAY	104	140	85
INDONESIA	88 194	198 364	120 030	ARGENTINA	195	927	547
MALAYSIA	5 068	7 587	4 614	CYPRUS	205	800	474
BRUNEI	24	61	36	LEBANON	226	794	473
SINGAPORE	1 002	4 739	2 872	SYRIA	124	273	161
PHILIPPINES	15 618	27 331	16 585	IRAN	53	234	136
CHINA	482 198	833 021	502 992	ISRAEL	1 427	5 771	3 514
NORTH KOREA	54	131	81	JORDAN	320	226	135
SOUTH KOREA	52 271	189 781	114 853	SAUDI ARABIA	762	4 230	2 550
JAPAN	672	3 397	2 038	KUWAIT	281	1 738	1 051
TAIWAN	47 628	117 429	71 205	BAHRAIN	36	307	183
HONG KONG	11 347	19 789	11 934	QATAR	62	488	298
MACAO	5 057	11 066	6 654	ARAB EMIRAT	582	3 625	2 185
AUSTRALIA	50	282	171	OMAN	147	798	490
NEW ZEALAND	10	62	37	AFGHANISTAN	153	193	118
UNID COUNTR	110	433	267	PAKISTAN	327	269	160
EXPORTS	535 772	1 992 332	1 204 521	INDIA	4 460	6 364	3 832
FRANCE	42 772	194 914	118 164	BANGLADESH	54	58	34
BELGIUM LUX	20 251	117 175	70 849	THAILAND	764	2 438	1 475
NETHERLANDS	46 485	219 672	132 933	INDONESIA	153	373	216
ITALY	33 435	103 261	62 684	MALAYSIA	89	551	332
UNTD KINGDOM	23 395	97 243	58 841	SINGAPORE	618	4 300	2 597
IRELAND	2 148	10 788	6 547	PHILIPPINES	68	136	82
DENMARK	14 813	53 718	32 514	MONGOLIA	107	87	51
GREECE	1 204	5 577	3 366	CHINA	353	859	516
PORTUGAL	23 778	58 420	35 371	SOUTH KOREA	354	1 043	628
SPAIN	8 670	28 461	17 195	JAPAN	2 763	16 457	9 901
EU	216 951	889 229	538 464	TAIWAN	582	3 814	2 308
CANARY IS	258	863	524	HONG KONG	2 090	12 503	7 547
CEUTA MEL	48	77	44	AUSTRALIA	967	6 820	4 093
ICELAND	499	2 201	1 323	NEW ZEALAND	107	614	365
NORWAY	4 564	24 699	14 969	NEW CALEDON	16	68	41
SWEDEN	6 814	33 118	20 119	UNID COUNTR	1 128	3 506	2 104
FINLAND	2 795	12 969	7 858	871 OPTICAL INSTRUMENTS,NES			
SWITZERLAND	31 824	162 072	97 971	IMPORTS	27 814	553 127	334 388
AUSTRIA	61 822	251 160	152 105	FRANCE	427	21 129	12 790
ANDORRA	35	233	143	BELGIUM LUX	457	11 538	7 020
MALTA	534	1 493	900	NETHERLANDS	645	17 137	10 332
TURKEY	512	2 371	1 405	ITALY	373	7 050	4 234
ESTONIA	347	1 027	613	UNTD KINGDOM	657	24 165	14 606
LATVIA	2 755	5 712	3 433	IRELAND	1	215	126
LITHUANIA	2 693	7 279	4 373	DENMARK	151	3 130	1 895
POLAND	17 906	30 412	18 449	GREECE	81	14 901	8 902
CZECH REPUB	13 149	37 057	22 386	PORTUGAL	407	14 882	8 987
SLOVAKIA	2 625	4 252	2 574	SPAIN	74	2 727	1 636
HUNGARY	33 621	71 671	43 383	EU	3 273	116 874	70 528
ROMANIA	2 627	4 462	2 679	NORWAY	68	38 476	23 401
BULGARIA	1 096	2 189	1 307	SWEDEN	103	6 068	3 697
UKRAINE	3 344	9 207	5 533	FINLAND	16	1 581	948
BELARUS	3 505	9 263	5 564	SWITZERLAND	1 143	50 312	30 489
MOLODOVA	701	1 729	1 043	AUSTRIA	177	8 630	5 234
RUSSIA	55 196	175 249	105 219	MALTA	3	106	64
GEORGIA	630	1 336	818	TURKEY	3	164	100
AZERBAIJAN	91	373	230	ESTONIA	27	371	223
KAZAKHSTAN	3 579	10 551	6 316	LITHUANIA	8	182	107
TURKMENISTAN	28	88	54	POLAND	121	1 321	794
UZBEKISTAN	100	246	146	CZECH REPUB	277	2 579	1 554
TADJIKISTAN	236	544	337	HUNGARY	11	297	178
KYRGHYZSTAN	162	573	338	ROMANIA	5	106	64
SLOVENIA	4 928	12 087	7 310	BULGARIA	31	359	212
CROATIA	8 558	16 965	10 241	UKRAINE	16	196	120
BOS HERZEGOV	50	144	88	BELARUS	13	138	81
SERB MONTNEG	574	1 224	727	RUSSIA	1 238	4 494	2 702
MACEDONIA	3 444	3 855	2 329	GEORGIA	5	52	31
MOROCCO	43	109	64	SLOVENIA		345	210
TUNISIA	940	2 460	1 476	TUNISIA	1	106	66
LIBYA	204	389	235	SOUTH AFRICA	10	52	31
EGYPT	80	323	192	USA	2 322	113 558	68 614
LIBERIA	116	78	48	CANADA	26	3 962	2 401
GHANA	155	276	168	MEXICO	77	843	510
BENIN	145	51	31	VENEZUELA	17	3 067	1 868
NIGERIA	378	444	285	CHILE	18	1 221	727
ANGOLA	110	169	100	ISRAEL	103	2 644	1 604
ETHIOPIA	11	124	69	INDIA	15	96	57
DJIBOUTI	309	604	370	THAILAND	86	647	394
KENYA	67	264	156	MALAYSIA	6	654	392
UGANDA	239	513	321	SINGAPORE	237	7 661	4 614
TANZANIA	55	90	49	PHILIPPINES	3	72	45
REUNION	52	233	139	CHINA	5 472	27 985	16 895
MAURITIUS	18	80	50	SOUTH KOREA	726	8 585	5 202
ZAMBIA	7	54	32	JAPAN	8 891	118 840	71 811
ZIMBABWE	306	153	93	TAIWAN	1 354	9 546	5 746
SOUTH AFRICA	285	1 045	630	HONG KONG	1 503	18 643	11 299
USA	15 605	82 262	49 711	MACAO	365	1 131	680
CANADA	3 561	19 815	11 920	AUSTRALIA	21	938	560
MEXICO	178	880	526	EXPORTS	28 193	1 022 342	617 416
BERMUDA	23	139	83	FRANCE	3 158	107 234	64 534
PANAMA	1 243	6 486	3 877	BELGIUM LUX	879	22 826	13 784
CUBA	18	138	86	NETHERLANDS	1 060	29 908	18 072
GUADELOUPE	35	126	77	ITALY	1 582	44 199	26 743
MARTINIQUE	30	98	60	UNTD KINGDOM	1 207	43 251	26 154
ST LUCIA	52	56	34	IRELAND	18	1 356	823
TRINIDAD TOB	238	392	240	DENMARK	526	19 751	11 940
GRENADA	67	93	58	GREECE	1 010	122 858	74 042
ARUBA	38	176	103	PORTUGAL	483	12 040	7 310
NETH ANTILL	61	364	223	SPAIN	816	20 188	12 193
COLOMBIA	24	94	57				
VENEZUELA	202	293	171				
GUYANA	13	73	45				

6 IMPORTS AND EXPORTS (SPECIAL TRADE) BY GROUPS OF THE SITC-REV. III AND BY COUNTRIES OF PRODUCTION AND CONSUMPTION 1993

GROUP COUNTRY	DT = 100 KG	1 000 DM	1 000 \$	GROUP COUNTRY	DT = 100 KG	1 000 DM	1 000 \$
EU	10 739	423 611	255 595	IRELAND	12 661	77 664	47 003
CANARY IS	24	751	446	DENMARK	13 742	62 979	38 112
ICELAND	2	118	74	GREECE	9	312	187
NORWAY	177	7 323	4 396	PORTUGAL	8 700	21 722	13 207
SWEDEN	358	15 701	9 495	SPAIN	6 387	14 402	8 766
FINLAND	86	4 421	2 671	EU	137 990	782 676	473 363
SWITZERLAND	3 209	103 362	62 622	NORWAY	237	2 150	1 291
AUSTRIA	769	24 874	15 059	SWEDEN	12 182	123 420	74 698
ANDORRA	1	543	326	FINLAND	2 183	28 107	17 063
GIBRALTAR		64	39	SWITZERLAND	20 278	211 347	127 749
MALTA	6	305	183	AUSTRIA	18 653	72 582	43 907
TURKEY	290	5 944	3 624	MALTA	44	821	490
ESTONIA	1	88	53	TURKEY	358	755	454
LITHUANIA	1	74	47	ESTONIA	31	223	132
POLAND	202	5 244	3 196	POLAND	5 096	8 324	5 033
CZECH REPUB	231	3 444	2 074	CZECH REPUB	6 495	7 350	4 430
SLOVAKIA	25	856	507	SLOVAKIA	2 288	1 935	1 177
HUNGARY	139	4 197	2 524	HUNGARY	4 668	15 714	9 526
ROMANIA	3	286	175	BULGARIA	6	62	37
BULGARIA	10	431	257	UKRAINE	8	200	122
UKRAINE	17	855	508	RUSSIA	2 594	993	604
BELARUS	110	2 546	1 495	SLOVENIA	311	2 643	1 597
RUSSIA	163	4 880	2 923	CROATIA	3	80	47
KAZAKHSTAN	8	168	101	EGYPT	1	55	34
KYRGHYZSTAN	5	170	105	GHANA	408	457	277
SLOVENIA	17	573	339	SOUTH AFRICA	26	265	163
CROATIA	8	255	156	USA	33 509	648 693	391 837
MOROCCO	5	240	142	CANADA	359	5 952	3 594
ALGERIA	12	977	584	MEXICO	40	572	348
TUNISIA	15	718	431	NETH ANTILL		102	62
LIBYA	24	1 446	882	BRAZIL	150	1 870	1 126
EGYPT	81	2 560	1 547	URUGUAY	118	657	398
SUDAN	1	145	89	CYPRUS	1	589	358
GHANA	1	69	40	ISRAEL	340	6 977	4 240
NIGERIA	1	101	63	SAUDI ARABIA	4	150	93
CAMEROON	7	191	116	ARAB EMIRAT	4	89	52
ETHIOPIA	6	283	172	PAKISTAN	2 587	21 154	12 776
KENYA	4	391	240	INDIA	1 129	672	4 403
UGANDA	5	174	107	THAILAND	1 228	7 221	4 358
TANZANIA	1	47	30	MALAYSIA	17 956	98 770	59 572
MOZAMBIQUE	3	79	48	SINGAPORE	288	1 773	1 077
ZAMBIA	1	78	47	CHINA	15 445	19 933	11 982
ZIMBABWE	4	147	90	SOUTH KOREA	1 308	5 388	3 230
SOUTH AFRICA	92	3 672	2 225	JAPAN	18 812	362 837	219 222
NAMIBIA	2	73	44	TAIWAN	2 204	5 027	3 046
BOTSWANA	2	53	31	HONG KONG	2 884	6 775	4 111
USA	6 014	203 755	123 244	AUSTRALIA	141	4 405	2 659
CANADA	272	10 524	6 379	NEW ZEALAND	68	1 129	684
MEXICO	380	6 020	3 655	UNID COUNTR	6	110	69
EL SALVADOR	2	112	67	EXPORTS	295 499	3 746 164	2 264 357
NICARAGUA	1	67	39	FRANCE	31 637	333 469	201 507
COSTA RICA	3	173	105	BELGIUM LUX	12 476	100 843	60 796
PANAMA	46	964	567	NETHERLANDS	31 218	178 663	108 059
CUBA	6	419	254	ITALY	16 170	248 181	150 438
JAMAICA	2	60	37	UNTD KINGDOM	12 509	144 593	87 397
COLOMBIA	61	1 928	1 157	IRELAND	1 460	34 412	20 935
VENEZUELA	17	1 243	746	DENMARK	5 291	54 263	32 836
PERU	11	499	304	GREECE	1 826	26 456	15 998
BRAZIL	191	10 654	6 430	PORTUGAL	5 601	33 240	20 095
CHILE	553	4 276	2 583	SPAIN	12 285	125 684	76 003
BOLIVIA		121	72	EU	130 473	1 279 804	774 064
URUGUAY	1	93	58	CANARY IS	118	2 228	1 344
ARGENTINA	47	2 102	1 257	CEUTA MEL	45	180	106
CYPRUS	1	91	54	ICELAND	249	1 866	1 127
LEBANON	1	100	63	NORWAY	3 217	31 564	19 112
SYRIA	29	722	438	SWEDEN	6 743	76 848	46 464
IRAN	149	6 769	4 069	FINLAND	3 026	30 021	18 167
ISRAEL	81	4 554	2 740	SWITZERLAND	18 606	167 134	101 178
JORDAN	26	305	185	AUSTRIA	30 294	263 289	159 270
SAUDI ARABIA	113	4 402	2 665	ANDORRA	55	376	227
KUWAIT	24	1 643	994	GIBRALTAR	4	190	114
BAHRAIN	4	104	63	VATICAN CITY		302	184
QATAR	1	74	45	MALTA	176	1 537	924
ARAB EMIRAT	77	1 621	976	TURKEY	2 918	48 952	29 514
OMAN	9	371	219	ESTONIA	63	1 551	917
PAKISTAN	19	688	412	LATVIA	94	1 071	644
INDIA	59	2 946	1 775	LITHUANIA	171	1 842	1 118
BANGLADESH		70	42	POLAND	5 342	58 900	35 670
SRI LANKA	7	311	189	CZECH REPUB	5 189	44 061	26 537
NEPAL	6	202	118	SLOVAKIA	394	5 883	3 556
MYANMAR	3	64	38	HUNGARY	3 070	31 444	18 973
THAILAND	71	3 166	1 904	ROMANIA	1 164	7 581	4 591
VIETNAM	15	678	409	BULGARIA	527	11 088	6 681
INDONESIA	6	291	178	ALBANIA	104	425	258
MALAYSIA	64	3 040	1 828	UKRAINE	492	12 807	7 691
SINGAPORE	178	6 003	3 629	BELARUS	364	11 956	7 221
PHILIPPINES	7	392	239	MOLDOVA	32	478	283
CHINA	162	6 259	3 772	RUSSIA	8 290	147 342	88 770
SOUTH KOREA	366	19 869	12 031	GEORGIA	4	456	269
JAPAN	1 516	65 737	39 527	ARMENIA	3	139	82
TAIWAN	278	9 240	5 592	AZERBAIJAN	2	219	129
HONG KONG	148	7 222	4 392	KAZAKHSTAN	353	7 858	4 665
AUSTRALIA	238	7 350	4 443	TURKMENISTAN	16	91	56
NEW ZEALAND	17	550	330	UZBEKISTAN	157	3 191	1 949
NEW CALEDON		85	51	TADJIKISTAN	94	599	362
UNID COUNTR	28	1 062	635	KYRGHYZSTAN	51	1 088	664
872 MEDICAL INSTRUMENTS NES				SLOVENIA	3 408	17 821	10 779
IMPORTS	311 497	2 461 334	1 487 687	CROATIA	1 127	9 951	6 019
FRANCE	17 941	121 140	73 354	BOS HERZEGOV	15	358	214
BELGIUM LUX	12 060	60 428	36 548	SERB MONTNEG	417	3 925	2 373
NETHERLANDS	10 592	152 181	91 709	MACEDONIA	95	1 554	920
ITALY	42 344	164 407	99 464	MOROCCO	247	3 625	2 181
UNTD KINGDOM	13 554	107 441	65 013	ALGERIA	212	3 446	2 069
				TUNISIA	808	6 430	3 887

6 IMPORTS AND EXPORTS (SPECIAL TRADE) BY GROUPS OF THE SITC-REV. III AND BY COUNTRIES OF PRODUCTION AND CONSUMPTION 1993

GROUP COUNTRY	DT = 100 KG	1 000 DM	1 000 \$	GROUP COUNTRY	DT = 100 KG	1 000 DM	1 000 \$
LIBYA	1 523	21 196	12 909	UNID COUNTR	646	7 404	4 447
EGYPT	1 212	20 675	12 514	873 METERS,COUNTERS,NES			
SUDAN	145	318	192				
MALI	223	260	161	IMPORTS	81 961	370 255	223 885
BURKINA FASO	35	71	42	FRANCE	2 893	13 406	8 107
NIGER	6	63	38	BELGIUM LUX	4 239	35 959	21 845
CHAD	15	159	97	NETHERLANDS	6 221	12 810	7 742
CAPE VERDE	7	214	125	ITALY	26 352	28 455	17 201
SENEGAL	34	148	87	UNTD KINGDOM	1 876	19 984	12 125
GUINEA	8	188	115	IRELAND	76	710	426
SIERRA LEONE	36	61	35	DENMARK	85	1 425	865
CTE D IVOIRE	20	120	70	GREECE	672	1 263	754
GHANA	173	1 352	827	PORTUGAL	609	3 724	2 269
TOGO	19	82	51	SPAIN	2 073	9 908	5 939
BENIN	12	56	33	EU	45 096	127 644	77 273
NIGERIA	573	967	577	NORWAY	141	1 053	627
CAMEROON	105	923	566	SWEDEN	331	2 162	1 309
GABON	12	61	38	FINLAND	27	639	390
CONGO	7	77	45	SWITZERLAND	3 702	33 923	20 518
RWANDA	98	418	250	AUSTRIA	449	6 788	4 097
ANGOLA	132	663	393	TURKEY	106	202	121
ETHIOPIA	154	510	309	POLAND	1 671	3 256	1 962
SOMALIA	5	69	42	CZECH REPUBL	215	1 807	1 098
KENYA	174	894	531	SLOVAKIA	583	595	360
UGANDA	287	4 095	2 441	HUNGARY	1 285	1 482	899
TANZANIA	534	2 811	1 708	ROMANIA	76	97	59
SEYCHELLES	26	159	98	BULGARIA	193	261	157
MOZAMBIQUE	251	3 328	1 995	RUSSIA	47	118	72
MADAGASCAR	3	128	79	SLOVENIA	16 080	56 062	33 835
REUNION	5	148	88	CROATIA	18	329	202
MAURITIUS	119	523	319	SOUTH AFRICA	9	102	58
ZAMBIA	228	3 070	1 812	USA	3 594	34 328	20 752
ZIMBABWE	786	1 501	908	CANADA	14	454	274
MALAWI	19	94	56	BRAZIL	16	155	87
SOUTH AFRICA	1 680	22 103	13 370	ISRAEL	42	555	341
NAMIBIA	253	607	365	INDIA	312	269	164
BOTSWANA	111	251	151	INDONESIA	162	500	297
USA	19 515	619 049	374 045	MALAYSIA	866	11 072	6 674
CANADA	1 162	24 786	14 985	SINGAPORE	310	2 839	1 711
MEXICO	1 605	27 780	16 817	PHILIPPINES	87	893	539
GUATEMALA	40	954	578	CHINA	1 942	27 029	16 335
HONDURAS	33	313	189	SOUTH KOREA	39	254	152
EL SALVADOR	72	2 705	1 643	JAPAN	2 518	33 456	20 224
NICARAGUA	5	175	106	TAIWAN	1 476	15 752	9 573
COSTA RICA	61	2 020	1 223	HONG KONG	314	3 936	2 377
PANAMA	28	777	461	AUSTRALIA	148	1 332	799
CUBA	152	997	602	NEW ZEALAND	49	672	403
HAITI	102	161	98	EXPORTS	112 309	802 601	485 978
DOMINIC REP	6	218	133	FRANCE	8 854	87 145	52 876
MARTINIQUE	8	122	71	BELGIUM LUX	8 431	98 404	59 890
JAMAICA	5	73	44	NETHERLANDS	12 610	67 351	40 785
BARBADOS	37	93	55	ITALY	5 308	46 646	28 285
TRINIDAD TOB	37	67	40	UNTD KINGDOM	4 719	53 344	32 320
ARUBA	4	104	62	IRELAND	417	2 857	1 735
NETH ANTILL	7	279	168	DENMARK	2 860	14 561	8 794
COLOMBIA	380	11 091	6 673	GREECE	844	5 237	3 170
VENEZUELA	236	6 799	4 118	PORTUGAL	1 614	11 125	6 728
ECUADOR	446	2 695	1 626	SPAIN	4 770	37 612	22 744
PERU	197	3 628	2 188	EU	50 427	424 282	257 327
BRAZIL	678	17 845	10 767	CANARY IS	21	321	189
CHILE	601	10 254	6 187	ICELAND	129	609	362
BOLIVIA	206	1 564	955	NORWAY	1 096	8 536	5 142
PARAGUAY	95	711	436	SWEDEN	4 069	44 007	26 607
URUGUAY	141	1 829	1 095	FINLAND	1 011	6 099	3 688
ARGENTINA	2 333	15 724	9 456	SWITZERLAND	7 491	41 192	24 942
FALKLAND IS	1	122	75	AUSTRIA	8 113	44 185	26 743
CYPRUS	215	2 300	1 398	ANDORRA	4	66	42
LEBANON	433	5 193	3 122	TURKEY	537	7 058	4 219
SYRIA	461	4 404	2 655	ESTONIA	142	467	284
IRAQ	1 345	36 655	22 110	LATVIA	123	183	108
IRAN	1 926	20 982	12 702	LITHUANIA	143	705	422
ISRAEL	2 581	3 973	2 398	POLAND	2 351	14 081	8 533
JORDAN	237	60 979	37 008	CZECH REPUBL	5 345	27 651	16 764
SAUDI ARABIA	3 218	4 416	2 675	SLOVAKIA	3 228	15 979	9 625
KUWAIT	243	1 261	775	HUNGARY	5 795	13 926	8 417
BAHRAIN	115	1 791	1 080	ROMANIA	3 295	2 279	1 366
QATAR	124	9 394	5 677	BULGARIA	110	803	480
ARAB EMIRAT	643	2 194	1 324	ALBANIA	55	432	257
OMAN	230	739	441	UKRAINE	251	262	157
YEMEN	48	64	39	BELARUS	3	64	38
AFGHANISTAN	8	10 113	6 113	MOLDOVA	50	63	39
PAKISTAN	1 190	15 437	9 302	RUSSIA	1 540	7 151	4 295
INDIA	487	763	464	SLOVENIA	1 422	7 498	4 539
BANGLADESH	2	165	98	CROATIA	313	3 768	2 278
MALDIVES	213	998	609	MACEDONIA	11	300	185
SRI LANKA	19	225	135	MOROCCO	46	274	165
NEPAL	816	17 609	10 625	ALGERIA	8	266	161
THAILAND	659	1 598	957	TUNISIA	7	153	88
INDONESIA	511	8 463	5 115	LIBYA	72	661	405
MALAYSIA	1 441	13 981	8 412	EGYPT	27	777	469
BRUNEI	3	271	161	MALI	30	100	62
SINGAPORE	1 167	15 907	9 622	SIERRA LEONE	12	86	51
PHILIPPINES	277	2 292	1 384	GHANA	18	146	89
MONGOLIA	4	64	38	NIGERIA	72	829	504
CHINA	432	16 553	9 989	CAMEROON	273	470	286
NORTH KOREA	14	129	76	ZAIRE	4	90	54
SOUTH KOREA	1 085	31 050	18 789	ETHIOPIA	29	115	70
JAPAN	6 033	207 072	125 059	TANZANIA	29	280	171
TAIWAN	1 054	27 496	16 649	ZIMBABWE	17	138	85
HONG KONG	991	25 445	15 445	SOUTH AFRICA	1 148	10 261	6 200
AUSTRALIA	1 771	38 428	23 236	USA	2 279	29 330	17 684
PAPUA NEW G	17	116	68	CANADA	101	4 188	2 513
NEW ZEALAND	142	3 700	2 218				
NEW CALEDON	3	99	60				
FR POLYNESIA	7	171	104				

6 IMPORTS AND EXPORTS (SPECIAL TRADE) BY GROUPS OF THE SITC-REV. III AND BY COUNTRIES OF PRODUCTION AND CONSUMPTION 1993

GROUP COUNTRY	DT = 100 KG	1 000 DM	1 000 \$	GROUP COUNTRY	DT = 100 KG	1 000 DM	1 000 \$
MEXICO	273	3 957	2 401	CYPRUS	48	4 731	2 840
EL SALVADOR	2	139	84	LEBANON	2	121	70
COLOMBIA	225	2 542	1 549	SYRIA	1	153	89
VENEZUELA	142	984	605	IRAQ		100	61
ECUADOR	7	130	80	IRAN	5	226	137
PERU	35	126	75	ISRAEL	1 608	20 605	12 458
BRAZIL	654	9 585	5 761	JORDAN	9	376	228
CHILE	237	1 399	849	SAUDI ARABIA	29	3 623	2 187
BOLIVIA	129	151	92	KUWAIT	20	1 733	1 033
URUGUAY	4	136	85	BAHRAIN		304	185
ARGENTINA	62	1 636	998	QATAR	2	226	137
CYPRUS	7	94	57	ARAB EMIRAT	36	1 959	1 179
LEBANON	36	345	206	OMAN	4	84	52
SYRIA	31	265	158	PAKISTAN	18	370	229
IRAN	1 717	7 695	4 739	INDIA	429	5 986	3 617
ISRAEL	568	2 370	1 433	SRI LANKA	9	55	34
JORDAN	1 432	2 289	1 417	NEPAL		101	63
SAUDI ARABIA	496	2 574	1 552	THAILAND	553	4 414	2 655
KUWAIT	13	281	167	INDONESIA	13	480	284
QATAR	2	58	37	MALAYSIA	4 011	37 949	22 910
ARAB EMIRAT	83	578	347	SINGAPORE	1 532	41 646	25 200
OMAN	29	235	138	PHILIPPINES	3 640	41 711	25 169
YEMEN	181	136	81	CHINA	11 790	49 119	29 691
PAKISTAN	36	418	259	SOUTH KOREA	3 643	32 520	19 651
INDIA	92	1 102	663	JAPAN	19 489	478 599	289 149
BANGLADESH	3	52	33	TAIWAN	6 455	23 468	14 232
SRI LANKA	106	194	118	HONG KONG	2 324	22 513	13 575
THAILAND	518	3 651	2 179	AUSTRALIA	271	12 066	7 282
VIETNAM	71	129	81	NEW ZEALAND	71	1 357	806
CAMBODIA	3	60	36	N ZEAL OCEAN	3	208	125
INDONESIA	160	1 379	835	UNID COUNTR	69	420	253
MALAYSIA	266	2 300	1 386				
BRUNEI	1	61	36	EXPORTS	608 820	10 713 936	6 474 194
SINGAPORE	695	3 909	2 365	FRANCE	63 628	1 087 031	657 182
PHILIPPINES	87	208	128	BELGIUM LUX	28 605	425 068	257 341
CHINA	158	1 815	1 092	NETHERLANDS	32 213	513 221	310 419
SOUTH KOREA	1 184	11 542	6 978	ITALY	47 524	837 657	507 421
JAPAN	310	6 690	4 022	UNITD KINGDOM	45 554	764 513	462 165
TAIWAN	79	1 742	1 048	IRELAND	1 950	31 427	19 004
HONG KONG	95	2 045	1 230	DENMARK	9 582	161 384	97 494
AUSTRALIA	473	5 248	3 159	GREECE	3 462	60 023	36 219
NEW ZEALAND	107	517	310	PORTUGAL	5 098	79 375	47 908
UNID COUNTR	192	937	565	SPAIN	25 416	394 919	239 347
				EU	263 032	4 354 618	2 634 500
874 MEASURE,CONTROL INSTRMNT				CANARY IS	322	3 398	2 027
IMPORTS	385 984	5 391 779	3 258 583	CEUTA MEL	33	420	246
FRANCE	53 487	507 314	306 742	ICELAND	135	3 143	1 885
BELGIUM LUX	19 804	103 814	62 827	NORWAY	4 884	98 434	59 583
NETHERLANDS	12 680	205 678	124 394	SWEDEN	20 929	400 706	242 330
ITALY	34 385	195 893	118 411	FINLAND	5 665	92 719	56 105
UNITD KINGDOM	31 024	399 783	237 625	SWITZERLAND	31 089	596 609	360 575
IRELAND	3 153	55 508	33 524	AUSTRIA	35 110	553 791	334 868
DENMARK	7 847	123 747	75 029	ANDORRA	4	191	114
GREECE	222	2 230	1 340	MALTA	131	2 732	1 646
PORTUGAL	2 307	8 306	5 039	TURKEY	8 694	146 829	88 560
SPAIN	6 033	65 942	40 019	ESTONIA	29	488	293
EU	170 942	1 662 215	1 004 950	LATVIA	117	1 764	1 055
CANARY IS	1	52	30	LITHUANIA	242	4 635	2 775
CEUTA MEL	4	143	89	POLAND	7 282	130 389	78 570
ICELAND		111	65	CZECH REPUB	15 145	171 079	103 260
NORWAY	1 584	32 158	19 489	SLOVAKIA	1 755	29 420	17 723
SWEDEN	5 973	125 792	76 159	HUNGARY	6 271	76 244	45 895
FINLAND	1 256	31 620	19 058	ROMANIA	1 281	21 641	13 103
SWITZERLAND	32 327	736 133	444 738	BULGARIA	1 020	16 250	9 842
AUSTRIA	25 149	298 010	179 898	ALBANIA	61	1 178	704
MALTA	81	1 106	675	UKRAINE	611	14 509	8 687
TURKEY	868	7 557	4 522	BELARUS	303	6 690	4 044
ESTONIA	5	120	73	MOLDOVA	1	151	91
LATVIA	70	394	231	RUSSIA	8 578	161 576	97 464
LITHUANIA	38	150	92	GEORGIA	19	149	92
POLAND	4 856	20 389	12 312	ARMENIA	2	78	48
CZECH REPUB	16 150	35 570	21 480	AZERBAIJAN	31	630	376
SLOVAKIA	694	2 153	1 291	KAZAKHSTAN	410	7 657	4 625
HUNGARY	3 888	12 756	7 672	TURKMENISTAN	20	906	558
ROMANIA	761	1 510	909	UZBEKISTAN	39	580	351
BULGARIA	935	1 302	780	KYRGHYZSTAN	24	368	222
UKRAINE	47	632	383	SLOVENIA	2 033	26 886	16 250
BELARUS	70	335	207	CROATIA	622	16 133	9 739
RUSSIA	1 254	3 512	2 099	BOS HERZEGOV		94	58
KAZAKHSTAN	2	63	37	SERB MONTNEG		110	66
SLOVENIA	6 477	27 272	16 496	MACEDONIA	138	2 097	1 245
CROATIA	1 037	4 915	2 969	MOROCCO	300	6 412	3 897
MACEDONIA	4	117	70	ALGERIA	835	19 114	11 507
MOROCCO	1	48	30	TUNISIA	632	13 797	8 343
ALGERIA	4	227	134	LIBYA	751	24 655	14 984
TUNISIA	56	2 114	1 291	EGYPT	1 982	40 827	24 741
LIBYA	1	61	38	SUDAN	36	877	514
EGYPT	13	1 403	836	MAURITANIA	1	107	63
CTE D IVOIRE	2	329	192	MALI	1	136	82
NIGERIA	2	162	99	BURKINA FASO	18	233	136
EQUAT GUINEA	9	759	464	NIGER	49	583	353
MAURITIUS	15	469	282	CHAD	12	117	69
ZIMBABWE		214	130	CAPE VERDE	4	88	52
SOUTH AFRICA	293	6 864	4 131	SENEGAL	1	598	353
USA	52 815	1 529 172	924 313	GAMBIA	8	292	178
CANADA	1 091	43 446	26 297	GUIN BISSAU	1	115	70
MEXICO	170	3 114	1 884	GUINEA	16	382	233
EL SALVADOR	1	108	67	SIERRA LEONE	2	118	69
CUBA		55	35	CTE D IVOIRE	18	505	293
COLOMBIA	4	204	122	GHANA	122	2 286	1 362
VENEZUELA	2	327	197	TOGO	10	1 295	761
BRAZIL	834	6 275	3 769	BENIN	53	792	477
CHILE	6	1 893	1 179	NIGERIA	434	18 935	11 166
ARGENTINA	23	486	293	CAMEROON	57	719	431
				CENT AFR REP	1	104	64

6 IMPORTS AND EXPORTS (SPECIAL TRADE) BY GROUPS OF THE SITC-REV. III AND BY COUNTRIES OF PRODUCTION AND CONSUMPTION 1993

GROUP COUNTRY	DT = 100 KG	1 000 DM	1 000 \$	GROUP COUNTRY	DT = 100 KG	1 000 DM	1 000 \$
GABON	16	233	135	NETHERLANDS	1 945	23 007	13 921
CONGO	5	264	158	ITALY	5 035	36 858	22 230
ZAIRE		70	42	UNITD KINGDOM	4 369	39 720	24 084
RWANDA	29	710	432	IRELAND	106	962	581
BURUNDI	14	150	93	DENMARK	2 949	24 035	14 526
ANGOLA	11	139	85	GREECE	38	1 853	1 125
ETHIOPIA	96	1 388	834	PORTUGAL	13 516	31 843	19 240
DJIBOUTI	7	67	43	SPAIN	615	4 483	2 660
KENYA	79	1 873	1 126	EU	31 372	193 227	116 665
UGANDA	11	559	338	NORWAY	96	2 884	1 743
TANZANIA	93	1 150	706	SWEDEN	642	5 645	3 423
SEYCHELLES	2	185	114	FINLAND	76	431	255
MOZAMBIQUE	11	593	358	SWITZERLAND	1 336	32 566	19 661
MADAGASCAR	17	551	333	AUSTRIA	795	11 926	7 216
REUNION	77	556	325	POLAND	21	461	280
MAURITIUS	27	651	385	CZECH REPUBL	5 986	5 522	3 322
ZAMBIA	38	1 020	617	SLOVAKIA	659	834	502
ZIMBABWE	91	1 965	1 186	HUNGARY	130	201	123
MALAWI	39	442	264	BULGARIA	38	97	58
SOUTH AFRICA	4 337	104 573	63 159	UKRAINE	4	64	39
NAMIBIA	30	719	432	BELARUS	1	57	35
BOTSWANA	34	651	393	RUSSIA	65	264	156
SWAZILAND	6	198	119	SLOVENIA	2 261	5 584	3 376
LESOTHO	3	282	173	CROATIA	17	91	57
USA	67 842	1 189 688	718 488	EGYPT	1	108	66
CANADA	4 564	74 862	45 216	USA	14 629	164 999	99 893
GREENLAND	1	212	127	CANADA	82	1 310	792
MEXICO	6 632	132 620	80 247	MEXICO	266	6 605	3 973
GUATEMALA	117	1 850	1 106	PANAMA	14	670	410
HONDURAS	41	1 135	677	BRAZIL	178	2 682	1 623
EL SALVADOR	116	1 704	1 033	ARGENTINA	6	110	66
NICARAGUA	11	204	120	IRAN	2	298	180
COSTA RICA	91	1 836	1 114	ISRAEL	93	5 097	3 098
PANAMA	86	1 055	633	SAUDI ARABIA	27	296	184
CUBA	29	1 618	990	INDIA	4	136	83
DOMINIC REP	56	695	421	THAILAND	1 475	17 132	10 328
GUADELOUPE	8	173	101	VIETNAM	8	246	145
ANTIGUA	5	140	83	INDONESIA	645	17 310	10 468
MARTINIQUE	3	192	108	MALAYSIA	2 504	62 764	37 989
JAMAICA	37	469	281	SINGAPORE	72	1 335	804
BARBADOS	1	74	45	PHILIPPINES	123	9 898	5 981
TRINIDAD TOB	29	629	374	CHINA	11 139	68 255	41 238
NETH ANTILL	27	669	404	SOUTH KOREA	1 861	44 631	26 973
COLOMBIA	452	12 728	7 697	JAPAN	22 235	535 794	324 111
VENEZUELA	797	17 175	10 410	TAIWAN	4 275	56 420	34 053
SURINAME	20	262	158	HONG KONG	2 787	66 544	40 380
ECUADOR	127	3 660	2 207	MACAO	13	73	43
PERU	189	4 868	2 955	AUSTRALIA	2	301	182
BRAZIL	6 846	147 940	89 047	NEW ZEALAND		76	46
CHILE	1 300	29 923	18 137	EXPORTS	122 825	1 362 421	822 443
BOLIVIA	51	2 386	1 447	FRANCE	14 932	193 979	117 162
PARAGUAY	99	1 807	1 082	BELGIUM LUX	5 852	61 294	36 972
URUGUAY	159	1 887	1 123	NETHERLANDS	9 219	78 159	47 249
ARGENTINA	1 304	47 155	28 446	ITALY	8 980	94 542	57 087
CYPRUS	218	9 155	5 493	UNITD KINGDOM	12 334	146 796	88 558
LEBANON	538	4 340	2 616	IRELAND	348	3 746	2 248
SYRIA	487	11 813	7 156	DENMARK	2 324	25 576	15 486
IRAQ	2	99	59	GREECE	1 716	18 387	11 089
IRAN	3 329	68 526	41 512	PORTUGAL	1 765	22 263	13 448
ISRAEL	2 325	48 223	29 162	SPAIN	5 263	43 594	26 376
JORDAN	405	8 602	5 188	EU	62 733	688 336	415 675
SAUDI ARABIA	2 815	59 830	36 132	CANARY IS	200	1 085	652
KUWAIT	892	24 608	14 885	ICELAND	42	419	249
BAHRAIN	95	3 191	1 917	NORWAY	1 175	8 856	5 339
QATAR	59	2 306	1 386	SWEDEN	2 558	23 847	14 412
ARAB EMIRAT	1 358	32 540	19 609	FINLAND	885	6 893	4 056
OMAN	300	6 528	3 970	SWITZERLAND	4 931	47 345	28 640
YEMEN	173	1 536	939	AUSTRIA	5 999	50 174	30 284
PAKISTAN	530	15 984	9 634	ANDORRA	56	1 210	733
INDIA	2 689	73 813	44 591	MALTA	71	730	442
BANGLADESH	120	3 336	2 008	TURKEY	783	5 659	3 400
MALDIVES		123	72	ESTONIA	12	106	64
SRI LANKA	83	2 562	1 520	LATVIA	44	435	258
NEPAL	17	652	391	LITHUANIA	40	459	277
BHUTAN	1	76	46	POLAND	2 636	24 456	14 787
MYANMAR	224	3 324	2 048	CZECH REPUBL	7 391	22 643	13 626
THAILAND	2 718	44 718	27 041	SLOVAKIA	317	1 926	1 171
LAOS	5	80	49	HUNGARY	1 104	10 174	6 144
VIETNAM	96	3 114	1 881	ROMANIA	174	1 252	755
INDONESIA	2 211	74 704	45 286	BULGARIA	93	1 071	652
MALAYSIA	2 064	34 609	20 824	UKRAINE	69	1 138	680
BRUNEI	2	609	375	BELARUS	26	369	224
SINGAPORE	3 590	86 276	52 048	RUSSIA	790	8 672	5 201
PHILIPPINES	939	17 167	10 365	KAZAKHSTAN	20	222	134
MONGOLIA	319	648	396	SLOVENIA	243	2 271	1 363
CHINA	12 562	212 753	128 173	CROATIA	202	2 102	1 261
NORTH KOREA	51	840	508	MACEDONIA	30	270	160
SOUTH KOREA	16 065	308 661	184 255	MOROCCO	75	709	426
JAPAN	14 945	345 370	208 201	ALGERIA	19	429	264
TAIWAN	6 129	105 842	64 049	TUNISIA	133	1 055	627
HONG KONG	4 700	76 168	46 040	LIBYA	175	2 398	1 451
MACAO	35	1 666	980	EGYPT	331	2 902	1 755
AUSTRALIA	6 351	113 449	68 749	SUDAN	21	145	84
PAPUA NEW G	2	96	59	CHAD	13	53	31
NEW ZEALAND	691	11 684	7 042	CTE D IVOIRE	29	235	144
SOLOMON IS		178	107	NIGERIA	77	5 258	3 097
NEW CALEDON	10	164	95	ANGOLA	5	51	30
FR POLYNESIA	5	97	59	ETHIOPIA	8	126	74
UNID COUNTR	1 060	18 181	10 961	KENYA	11	192	119
881 PHOTOGRAPH APPAR.ETC.NES				REUNION	26	182	110
IMPORTS	105 955	1 323 199	800 176	MAURITIUS	13	115	67
FRANCE	1 619	13 687	8 222	ZIMBABWE	20	167	102
BELGIUM LUX	1 180	16 779	10 076	SOUTH AFRICA	634	6 079	3 665
				USA	10 432	164 434	99 164

6 IMPORTS AND EXPORTS (SPECIAL TRADE) BY GROUPS OF THE SITC-REV. III AND BY COUNTRIES OF PRODUCTION AND CONSUMPTION 1993

GROUP COUNTRY	DT = 100 KG	1 000 DM	1 000 \$	GROUP COUNTRY	DT = 100 KG	1 000 DM	1 000 \$
CANADA	762	17 167	10 404	EXPORTS	1 698 849	2 839 972	1 716 667
MEXICO	417	6 597	3 976	FRANCE	230 556	370 341	224 214
COSTA RICA	160	2 500	1 472	BELGIUM LUX	59 963	129 647	78 366
CUBA	4	132	81	NETHERLANDS	94 379	165 288	99 958
DOMINIC REP	33	97	60	ITALY	142 059	231 444	140 098
AM VIRGIN IS	2	90	54	UNTD KINGDOM	197 813	317 977	192 030
MARTINIQUE	5	57	35	IRELAND	9 327	15 050	9 095
JAMAICA	1	71	44	DENMARK	46 087	94 376	56 984
COLOMBIA	101	1 243	758	GREECE	16 148	31 020	18 735
VENEZUELA	221	2 873	1 743	PORTUGAL	10 349	18 773	11 349
ECUADOR	14	455	282	SPAIN	76 183	104 754	63 409
PERU	19	259	154	EU	882 864	1 478 670	894 238
BRAZIL	255	4 492	2 715	CANARY IS	2 569	4 113	2 503
CHILE	194	1 270	770	ICELAND	516	877	526
BOLIVIA	14	122	73	NORWAY	13 113	23 607	14 266
PARAGUAY	20	212	127	SWEDEN	44 737	58 766	35 539
URUGUAY	44	567	333	FINLAND	30 357	37 791	22 868
ARGENTINA	629	6 739	4 091	SWITZERLAND	40 648	77 401	46 834
CYPRUS	28	243	147	AUSTRIA	72 939	161 069	97 407
LEBANON	114	806	492	MALTA	939	1 622	984
SYRIA	45	385	229	TURKEY	24 097	35 450	21 458
IRAN	855	10 301	6 204	ESTONIA	69	199	119
ISRAEL	476	4 652	2 821	LATVIA	147	352	214
JORDAN	51	364	220	LITHUANIA	204	455	271
SAUDI ARABIA	503	3 751	2 263	POLAND	21 626	42 111	25 465
KUWAIT	193	1 501	908	CZECH REPUB	11 982	24 810	15 014
BAHRAIN	42	388	235	SLOVAKIA	1 158	2 677	1 613
QATAR	11	107	65	HUNGARY	13 599	29 298	17 774
ARAB EMIRAT	298	2 753	1 667	ROMANIA	647	1 049	638
OMAN	58	2 232	1 358	BULGARIA	2 803	4 614	2 806
YEMEN	7	79	48	ALBANIA	12	57	35
PAKISTAN	47	287	169	UKRAINE	224	346	209
INDIA	186	3 466	2 087	BELARUS	160	321	192
BANGLADESH	20	101	57	RUSSIA	3 939	7 994	4 795
SRI LANKA	20	169	100	AZERBAIJAN	60	444	259
THAILAND	410	3 936	2 350	KAZAKHSTAN	49	326	198
LAOS	3	74	45	TURKMENISTAN	29	80	48
VIETNAM	25	531	315	SLOVENIA	1 457	3 753	2 261
CAMBODIA	3	69	42	CROATIA	957	2 012	1 216
INDONESIA	184	1 757	1 059	SERB MONTNEG	202	1 170	709
MALAYSIA	334	3 531	2 127	MACEDONIA	796	1 230	742
SINGAPORE	3 311	29 255	17 665	MOROCCO	4 370	6 602	3 986
PHILIPPINES	127	670	406	ALGERIA	2 334	4 406	2 681
CHINA	439	5 819	3 484	TUNISIA	2 739	4 669	2 832
NORTH KOREA	17	551	333	LIBYA	2 618	4 992	3 036
SOUTH KOREA	1 094	13 735	8 312	EGYPT	7 142	11 294	6 836
JAPAN	1 987	74 795	45 153	SUDAN	184	373	230
TAIWAN	960	8 633	5 228	MALI	46	60	35
HONG KONG	1 860	25 411	15 350	BURKINA FASO	12	57	34
AUSTRALIA	1 068	14 768	8 928	NIGER	34	64	36
NEW ZEALAND	206	3 321	1 997	SENEGAL	54	51	31
UNID COUNTR	185	1 509	903	SIERRA LEONE	67	129	80
882 PHOTO.CINEMATOGRPH. SUPPL				LIBERIA	27	65	39
IMPORTS	898 618	2 340 034	1 415 903	CTE D IVOIRE	981	1 490	890
FRANCE	120 256	256 812	155 609	GHANA	375	621	376
BELGIUM LUX	174 437	243 956	147 218	TOGO	41	58	34
NETHERLANDS	116 822	342 227	207 680	BENIN	34	63	36
ITALY	27 979	77 481	46 774	NIGERIA	8 869	13 618	8 237
UNTD KINGDOM	150 012	296 672	179 225	CAMEROON	81	117	72
IRELAND	4 287	8 436	5 131	ANGOLA	42	126	75
DENMARK	232	1 502	900	ETHIOPIA	390	436	264
GREECE	234	1 430	863	KENYA	1 091	1 755	1 050
PORTUGAL	28	187	116	UGANDA	29	69	41
SPAIN	2 989	13 609	8 210	TANZANIA	33	89	55
EU	597 176	1 242 312	751 726	MOZAMBIQUE	34	88	54
NORWAY	55	131	78	MADAGASCAR	252	192	116
SWEDEN	3 578	11 862	7 172	REUNION	678	1 125	671
FINLAND	13 604	6 961	4 196	MAURITIUS	442	729	442
SWITZERLAND	13 442	62 725	37 916	ZIMBABWE	17	74	46
AUSTRIA	733	28 154	17 016	SOUTH AFRICA	20 410	33 186	20 037
TURKEY	45	509	304	NAMIBIA	96	148	90
POLAND	207	2 533	1 516	USA	165 226	278 034	167 752
CZECH REPUB	504	1 479	884	CANADA	12 554	19 828	12 004
HUNGARY	97	288	176	MEXICO	9 132	13 638	8 277
ROMANIA	192	417	254	BERMUDA	22	70	42
BULGARIA	11	83	48	GUATEMALA	131	284	174
SLOVENIA	3	498	301	EL SALVADOR	260	558	340
CROATIA	76	333	201	COSTA RICA	335	712	429
MOROCCO	36	145	88	PANAMA	318	576	350
EGYPT	107	309	188	CUBA	43	123	73
SOUTH AFRICA	38	323	197	DOMINIC REP	191	347	212
USA	137 129	416 332	252 132	JAMAICA	29	69	40
CANADA	741	7 195	4 358	BARBADOS	154	341	205
MEXICO	819	4 218	2 562	TRINIDAD TOB	62	215	131
PANAMA	70	454	278	NETH ANTILL	2	63	37
JAMAICA	30	201	123	COLOMBIA	4 166	10 502	6 338
BRAZIL	2 290	4 131	2 502	VENEZUELA	2 016	3 863	2 319
CYPRUS	176	2 147	1 275	ECUADOR	416	1 007	606
LEBANON	173	726	436	PERU	123	562	337
ISRAEL	220	1 070	643	BRAZIL	1 717	5 015	3 015
ARAB EMIRAT	41	201	123	CHILE	3 149	6 546	3 886
THAILAND	72	539	317	BOLIVIA	174	161	97
INDONESIA	7	68	40	URUGUAY	138	270	164
MALAYSIA	321	380	228	ARGENTINA	20 757	33 276	20 119
SINGAPORE	511	6 300	3 812	CYPRUS	1 344	2 039	1 234
CHINA	580	2 452	1 480	LEBANON	2 889	5 049	3 049
SOUTH KOREA	90	702	419	SYRIA	2 802	3 249	1 943
JAPAN	124 075	522 224	315 906	IRAN	10 370	16 716	10 079
TAIWAN	66	745	449	ISRAEL	19 754	26 240	15 883
HONG KONG	751	7 250	4 361	JORDAN	1 548	2 324	1 402
AUSTRALIA	511	3 395	2 056	SAUDI ARABIA	10 330	12 347	7 471
				KUWAIT	3 152	4 095	2 477
				BAHRAIN	632	633	383
				QATAR	295	397	242

6 IMPORTS AND EXPORTS (SPECIAL TRADE) BY GROUPS OF THE SITC-REV. III AND BY COUNTRIES OF PRODUCTION AND CONSUMPTION 1993

GROUP COUNTRY	DT = 100 KG	1 000 DM	1 000 \$	GROUP COUNTRY	DT = 100 KG	1 000 DM	1 000 \$
ARAB EMIRAT	8 930	12 978	7 804	IRAN	1	67	41
OMAN	592	767	469	ISRAEL	133	2 302	1 387
YEMEN	343	602	361	PAKISTAN		50	31
PAKISTAN	5 279	8 251	5 010	INDIA	117	1 091	632
INDIA	3 517	4 940	2 971	THAILAND	2 241	21 617	13 078
BANGLADESH	272	289	175	VIETNAM	90	291	182
SRI LANKA	1 776	2 811	1 699	INDONESIA	73	587	356
NEPAL	497	794	480	MALAYSIA	635	6 717	4 055
MYANMAR	44	154	96	SINGAPORE	285	7 617	4 597
THAILAND	8 189	10 487	6 326	PHILIPPINES	54	562	337
VIETNAM	229	423	254	CHINA	4 244	37 271	22 526
INDONESIA	2 304	3 289	1 966	SOUTH KOREA	1 438	38 809	23 420
MALAYSIA	8 970	11 389	6 881	JAPAN	5 659	314 741	190 439
SINGAPORE	3 246	5 338	3 228	TAIWAN	8 373	46 547	28 253
PHILIPPINES	3 877	5 594	3 377	HONG KONG	728	10 769	6 506
CHINA	1 460	1 912	1 159	AUSTRALIA	253	3 088	1 862
NORTH KOREA	2 121	1 052	640	NEW ZEALAND	4	115	71
SOUTH KOREA	7 362	12 969	7 750	UNID COUNTR	4	59	36
JAPAN	31 650	60 984	36 906				
TAIWAN	5 725	7 888	4 749	EXPORTS	22 494	1 323 287	800 508
HONG KONG	68 004	98 509	59 425	FRANCE	2 131	92 921	56 267
AUSTRALIA	28 143	37 083	22 391	BELGIUM LUX	806	42 143	25 496
NEW ZEALAND	3 915	8 993	5 435	NETHERLANDS	1 728	159 828	96 598
NEW CALEDON	274	352	217	ITALY	1 700	86 845	52 567
FR POLYNESIA	79	111	67	UNTD KINGDOM	1 410	88 912	53 781
UNID COUNTR	1 073	2 844	1 713	IRELAND	452	27 205	16 438
883 CINE.FILM EXPOSD.DEVELOPD				DENMARK	679	39 664	24 012
IMPORTS	1 089	13 236	7 967	GREECE	123	11 218	6 841
FRANCE	33	926	561	PORTUGAL	443	14 405	8 699
BELGIUM LUX	5	54	33	SPAIN	440	25 136	15 198
ITALY	193	2 169	1 320	EU	9 912	588 277	355 897
UNTD KINGDOM	387	2 894	1 734	CANARY IS	3	1 384	839
EU	626	6 164	3 719	ICELAND	1	1 461	892
SWEDEN	1	167	99	NORWAY	252	13 310	8 055
SWITZERLAND	36	1 241	743	SWEDEN	582	50 199	30 341
AUSTRIA	48	650	391	FINLAND	170	10 065	6 112
CZECH REPUBL	8	65	39	SWITZERLAND	1 207	107 053	64 791
HUNGARY	5	90	55	AUSTRIA	2 815	116 188	70 420
USA	309	2 924	1 766	ANDORRA	2	144	85
CANADA	14	246	152	MALTA	311	14 285	8 651
CHINA	7	96	58	TURKEY	93	6 366	3 852
SOUTH KOREA	6	1 101	658	ESTONIA		103	60
JAPAN	7	85	49	LATVIA	1	252	151
HONG KONG	6	85	50	LITHUANIA	8	131	80
EXPORTS	451	6 929	4 138	POLAND	323	11 209	6 818
FRANCE	14	120	72	CZECH REPUBL	852	8 418	5 108
NETHERLANDS	7	90	53	SLOVAKIA	134	1 575	958
ITALY	19	374	224	HUNGARY	285	6 199	3 760
UNTD KINGDOM	13	95	56	ROMANIA	12	304	181
DENMARK	8	110	66	BULGARIA	19	604	366
EU	68	909	542	UKRAINE	21	606	366
SWEDEN	3	91	53	BELARUS	5	126	74
SWITZERLAND	67	708	431	RUSSIA	215	9 030	5 448
AUSTRIA	143	2 034	1 230	ARMENIA		55	32
POLAND	4	82	50	KAZAKHSTAN	3	61	35
SLOVAKIA	9	82	50	UZBEKISTAN		72	43
USA	85	564	334	SLOVENIA	173	2 799	1 682
ISRAEL	14	157	93	CROATIA	114	1 929	1 165
SOUTH KOREA	9	92	55	SERB MONTNEG		134	79
JAPAN	8	1 272	744	MOROCCO	1	333	200
TAIWAN	7	62	37	ALGERIA	30	293	177
HONG KONG	8	236	140	TUNISIA	2	408	245
UNID COUNTR	3	84	48	LIBYA	10	209	126
884 OPTICAL GOODS NES				EGYPT	13	1 962	1 180
IMPORTS	46 745	1 250 114	756 843	GHANA	1	55	33
FRANCE	6 316	102 698	62 269	NIGERIA	1	109	68
BELGIUM LUX	39	2 491	1 507	CAMEROON		163	101
NETHERLANDS	791	34 574	21 044	ANGOLA		164	97
ITALY	3 808	156 704	94 990	ETHIOPIA	5	131	80
UNTD KINGDOM	608	15 823	9 562	KENYA	5	338	203
IRELAND	1 744	38 778	23 449	MAURITIUS		130	77
DENMARK	48	2 982	1 806	ZIMBABWE	6	165	97
GREECE	4	489	293	SOUTH AFRICA	118	8 318	5 036
PORTUGAL	484	10 208	6 202	NAMIBIA	1	317	189
SPAIN	114	2 599	1 560	USA	1 529	142 617	86 218
EU	13 956	367 346	222 682	CANADA	341	21 432	13 023
NORWAY	6	181	113	MEXICO	8	2 790	1 684
SWEDEN	78	5 340	3 240	GUATEMALA		83	50
FINLAND	10	495	305	EL SALVADOR		117	72
SWITZERLAND	972	128 166	77 590	COSTA RICA		111	67
AUSTRIA	1 124	66 805	40 486	PANAMA		352	212
MALTA	445	34 451	20 880	CUBA	2	113	68
TURKEY	47	323	199	DOMINIC REP		88	53
LITHUANIA	2	55	33	GUADELOUPE		121	74
POLAND	24	423	256	MARTINIQUE		56	32
CZECH REPUBL	1 108	8 462	5 096	TRINIDAD TOB		80	48
HUNGARY	1 076	14 401	8 700	ARUBA		57	34
ROMANIA	134	1 815	1 109	NETH ANTILL		224	127
BULGARIA	6	1 110	675	COLOMBIA		246	147
UKRAINE	84	643	379	VENEZUELA	3	587	354
RUSSIA	14	456	275	ECUADOR		109	68
SLOVENIA	450	6 551	3 967	PERU		135	84
MAURITIUS	31	663	403	BRAZIL	28	3 692	2 234
SOUTH AFRICA		55	31	CHILE	27	2 224	1 335
USA	2 267	111 209	67 232	PARAGUAY	2	291	175
CANADA	358	6 555	3 958	URUGUAY	1	319	191
MEXICO	138	1 295	789	ARGENTINA	41	1 622	971
BRAZIL	74	772	458	CYPRUS	4	772	466
				LEBANON	4	399	238
				SYRIA		495	295
				IRAN	56	7 291	4 364
				ISRAEL	119	7 812	4 725
				JORDAN	3	124	75
				SAUDI ARABIA	75	6 096	3 693
				KUWAIT	12	1 319	799

6 IMPORTS AND EXPORTS (SPECIAL TRADE) BY GROUPS OF THE SITC-REV. III AND BY COUNTRIES OF PRODUCTION AND CONSUMPTION 1993

GROUP COUNTRY	DT = 100 KG	1 000 DM	1 000 \$	GROUP COUNTRY	DT = 100 KG	1 000 DM	1 000 \$
BAHRAIN		413	250	TURKEY	678	12 661	7 644
QATAR		152	89	ESTONIA	3	57	34
ARAB EMIRAT	41	2 693	1 613	LATVIA	23	275	162
OMAN	1	271	164	LITHUANIA	9	99	59
PAKISTAN		450	272	POLAND	730	9 009	5 433
INDIA	41	4 371	2 644	CZECH REPUBL	1 269	9 119	5 495
BANGLADESH		46	30	SLOVAKIA	64	600	354
SRI LANKA		109	66	HUNGARY	1 414	9 784	5 916
THAILAND	8	3 126	1 891	ROMANIA	46	479	284
INDONESIA	202	4 940	3 026	BULGARIA	16	242	145
MALAYSIA	110	1 505	909	UKRAINE	39	241	145
SINGAPORE	168	11 216	6 780	BELARUS	13	167	102
PHILIPPINES		402	239	RUSSIA	180	1 851	1 106
CHINA	47	6 958	4 242	KAZAKHSTAN	6	216	132
NORTH KOREA	1	120	72	SLOVENIA	586	5 762	3 476
SOUTH KOREA	108	9 652	5 810	CROATIA	104	2 403	1 446
JAPAN	898	58 590	35 387	MACEDONIA	5	122	72
TAIWAN	76	6 512	3 940	MOROCCO	18	398	235
HONG KONG	221	23 175	13 944	ALGERIA	7	87	53
AUSTRALIA	556	15 612	9 429	TUNISIA	7	429	262
NEW ZEALAND	16	2 638	1 589	LIBYA	3	55	34
AM OCEANIA		83	51	EGYPT	83	674	406
SHIPS SUPPL		151	92	NIGER		65	40
UNID COUNTR	30	2 182	1 316	CTE D IVOIRE	1	65	39
885 WATCHES AND CLOCKS				NIGERIA	45	915	548
IMPORTS	126 285	1 749 801	1 057 027	ANGOLA	4	81	49
FRANCE	4 203	45 719	27 767	KENYA	5	153	92
BELGIUM LUX	2 437	13 233	7 998	REUNION	11	63	37
NETHERLANDS	2 638	10 616	6 408	ZIMBABWE	6	79	47
ITALY	4 332	33 615	20 305	SOUTH AFRICA	381	4 020	2 424
UNITD KINGDOM	682	6 468	3 907	USA	12 443	87 921	53 151
IRELAND	17	69	40	CANADA	674	4 242	2 556
DENMARK	156	2 099	1 266	MEXICO	315	4 044	2 441
GREECE	5	62	37	BERMUDA	9	67	39
PORTUGAL	445	5 089	3 101	GUATEMALA	9	68	42
SPAIN	97	2 448	1 473	NICARAGUA		509	304
EU	15 012	119 418	72 302	COSTA RICA	8	137	85
NORWAY	21	184	111	PANAMA	31	160	97
SWEDEN	449	2 763	1 671	BAHAMAS	2	65	40
FINLAND	8	564	340	BARBADOS	15	214	129
SWITZERLAND	10 598	792 520	478 566	NETH ANTILL	7	221	198
AUSTRIA	377	8 498	5 117	COLOMBIA	57	453	270
MALTA	1 156	7 176	4 343	VENEZUELA	24	316	196
TURKEY	190	597	364	ECUADOR	23	213	130
POLAND	777	1 514	912	PERU		62	36
CZECH REPUBL	4 640	9 753	5 870	BRAZIL	465	3 203	1 937
SLOVAKIA	46	62	36	CHILE	138	1 410	837
HUNGARY	1 271	8 335	5 040	BOLIVIA	1	53	32
ROMANIA	850	734	444	PARAGUAY	12	72	42
UKRAINE	4	53	31	ARGENTINA	156	2 019	1 227
RUSSIA	588	1 416	856	CYPRUS	36	930	571
SLOVENIA	110	289	176	LEBANON	14	359	216
CROATIA	37	327	200	SYRIA	16	135	82
MOROCCO	6	250	151	IRAN	104	840	515
USA	1 721	15 820	9 529	ISRAEL	327	4 279	2 588
CANADA	168	682	409	JORDAN	1	114	66
MEXICO	62	2 242	1 354	SAUDI ARABIA	222	4 023	2 418
BRAZIL	771	1 280	779	KUWAIT	5	760	453
ARGENTINA	428	739	449	BAHRAIN	14	3 783	2 298
ISRAEL	28	99	60	QATAR	7	205	123
BAHRAIN		149	91	ARAB EMIRAT	154	6 056	3 636
QATAR		76	47	OMAN	4	167	98
ARAB EMIRAT	3	242	146	INDIA	103	1 734	1 043
OMAN		50	30	THAILAND	259	10 368	6 275
PAKISTAN	58	62	37	INDONESIA	216	1 526	926
INDIA	41	219	131	MALAYSIA	87	3 238	1 968
THAILAND	2 243	40 187	24 247	SINGAPORE	1 225	42 606	25 638
INDONESIA	99	195	115	PHILIPPINES	7	88	51
MALAYSIA	862	14 073	8 475	CHINA	63	702	423
SINGAPORE	4 161	9 481	5 726	SOUTH KOREA	382	5 424	3 273
PHILIPPINES	49	1 834	1 113	JAPAN	634	39 370	23 752
CHINA	35 803	146 997	88 804	TAIWAN	438	5 440	3 278
SOUTH KOREA	1 521	18 379	11 120	HONG KONG	1 483	161 783	97 399
JAPAN	3 430	149 209	90 134	AUSTRALIA	915	8 432	5 093
TAIWAN	24 259	49 154	29 709	NEW ZEALAND	234	1 997	1 201
HONG KONG	14 261	342 362	206 918	SHIPS SUPPL	6	3 440	2 072
MACAO	47	106	64	UNID COUNTR	639	2 086	1 249
AUSTRALIA	64	1 102	649	891 ARMS AND AMMUNITION			
UNID COUNTR	25	324	196	IMPORTS	75 177	261 381	158 218
EXPORTS	77 081	1 207 082	729 176	FRANCE	7 006	14 215	8 842
FRANCE	9 248	124 288	75 227	BELGIUM LUX	10 513	14 886	9 024
BELGIUM LUX	2 513	31 082	18 781	NETHERLANDS	705	1 346	816
NETHERLANDS	4 647	55 064	33 314	ITALY	14 352	44 451	26 873
ITALY	5 894	86 489	52 356	UNITD KINGDOM	1 822	4 062	2 471
UNITD KINGDOM	7 952	79 406	48 077	DENMARK	763	5 212	3 162
IRELAND	156	2 133	1 283	GREECE	7	1 333	813
DENMARK	1 150	15 442	9 322	PORTUGAL	371	352	217
GREECE	604	10 072	6 073	SPAIN	2 687	5 423	3 292
PORTUGAL	627	18 129	10 940	EU	38 226	91 280	55 310
SPAIN	1 932	27 467	16 660	NORWAY	150	6 178	3 754
EU	34 723	449 572	272 033	SWEDEN	2 538	6 251	3 786
CANARY IS	64	1 240	738	FINLAND	977	3 035	1 832
CEUTA MEL	1	152	90	SWITZERLAND	753	13 639	8 225
ICELAND	34	551	328	AUSTRIA	1 527	15 056	9 081
NORWAY	641	7 260	4 366	TURKEY	642	673	410
SWEDEN	1 989	19 693	11 900	LATVIA	204	68	41
FINLAND	702	8 126	4 902	POLAND	509	909	543
SWITZERLAND	5 992	190 565	115 238	CZECH REPUBL	5 239	11 853	7 208
AUSTRIA	3 963	48 168	29 120	HUNGARY	2 771	3 442	2 079
ANDORRA	41	873	523	ROMANIA	59	307	185
MALTA	1 157	4 615	2 779	BULGARIA	57	176	108
				UKRAINE	10	202	123
				RUSSIA	491	1 401	846

6 IMPORTS AND EXPORTS (SPECIAL TRADE) BY GROUPS OF THE SITC-REV. III AND BY COUNTRIES OF PRODUCTION AND CONSUMPTION 1993

GROUP COUNTRY	DT = 100 KG	1 000 DM	1 000 \$	GROUP COUNTRY	DT = 100 KG	1 000 DM	1 000 \$
SLOVENIA	13	151	91	NEW CALEDON	13	122	74
MOROCCO	211	187	114	UNID COUNTR	74	498	302
NAMIBIA	22	324	196				
USA	15 684	72 825	44 000	892 PRINTED MATTER			
CANADA	377	16 865	10 172	IMPORTS	2 754 925	2 139 434	1 292 925
VENEZUELA	22	113	70	FRANCE	456 436	207 722	125 569
BRAZIL	876	4 110	2 479	BELGIUM LUX	100 755	71 120	43 099
ARGENTINA	61	66	39	NETHERLANDS	228 277	175 867	106 756
ISRAEL	53	1 996	1 209	ITALY	256 957	169 059	102 134
INDIA	148	606	362	UNTD KINGDOM	122 563	168 905	101 379
VIETNAM	16	64	38	IRELAND	3 280	8 666	5 223
INDONESIA	6	571	336	DENMARK	56 200	70 011	42 211
PHILIPPINES	354	555	340	GREECE	7 394	5 215	3 155
CHINA	1 963	2 953	1 785	PORTUGAL	4 569	2 448	1 481
SOUTH KOREA	455	1 471	880	SPAIN	43 028	30 159	18 233
JAPAN	320	1 841	1 110	EU	1 279 459	909 172	549 240
TAIWAN	383	2 124	1 287	ICELAND	59	100	60
AUSTRALIA	24	143	87	NORWAY	5 910	4 622	2 788
EXPORTS	61 438	379 226	228 975	SWEDEN	25 552	25 271	15 248
FRANCE	10 217	41 902	25 221	FINLAND	23 489	10 604	6 399
BELGIUM LUX	1 922	8 517	5 174	SWITZERLAND	360 384	299 978	181 519
NETHERLANDS	2 586	10 404	6 257	AUSTRIA	523 879	323 839	195 908
ITALY	2 321	10 346	6 277	MALTA	83	94	56
UNTD KINGDOM	3 876	12 146	7 321	TURKEY	9 589	6 515	3 952
IRELAND	94	489	292	ESTONIA	3	128	75
DENMARK	1 900	4 669	2 821	POLAND	18 290	6 042	3 653
GREECE	1 015	4 845	2 922	CZECH REPUB	83 586	37 826	22 817
PORTUGAL	320	2 158	1 311	SLOVAKIA	45 302	14 866	9 012
SPAIN	2 049	12 945	7 792	HUNGARY	40 637	14 775	8 962
EU	26 300	108 421	65 388	ROMANIA	262	265	161
CANARY IS	27	156	93	BULGARIA	271	363	216
ICELAND	14	50	31	BELARUS	105	104	64
NORWAY	853	6 391	3 879	RUSSIA	5 999	1 473	885
SWEDEN	2 139	10 678	6 454	SLOVENIA	67 090	29 427	17 729
FINLAND	1 329	3 786	2 299	CROATIA	13 996	16 918	10 244
SWITZERLAND	3 418	29 757	18 038	BOS HERZEGOV	1 496	2 671	1 615
AUSTRIA	4 278	24 121	14 609	MOROCCO	38	54	32
ANDORRA	94	705	421	TUNISIA	97	62	39
TURKEY	499	6 637	3 980	EGYPT	447	475	286
ESTONIA	51	801	493	SOUTH AFRICA	315	258	151
LATVIA	1 243	9 826	6 006	USA	111 369	248 864	150 344
LITHUANIA	754	7 558	4 569	CANADA	24 472	19 014	11 415
POLAND	394	3 872	2 355	MEXICO	78	174	105
CZECH REPUB	248	1 466	881	BARBADOS	8 013	7 596	4 593
SLOVAKIA	7	111	68	COLOMBIA	981	1 600	974
HUNGARY	380	2 510	1 521	BRAZIL	413	803	491
ROMANIA	14	137	78	CHILE	40	66	36
BULGARIA	298	2 618	1 553	ARGENTINA	47	181	104
UKRAINE	246	2 706	1 624	CYPRUS	373	178	104
BELARUS	337	909	558	LEBANON	187	312	187
MOLDOVA	10	163	100	IRAN	44	67	40
RUSSIA	3 140	22 274	13 343	ISRAEL	7 463	4 884	2 941
GEORGIA	9	53	34	SAUDI ARABIA	210	269	163
KAZAKHSTAN	638	5 780	3 500	BAHRAIN	100	97	59
UZBEKISTAN	3	57	34	ARAB EMIRAT	74	62	32
SLOVENIA	47	129	77	PAKISTAN	42	69	44
CROATIA	26	98	80	INDIA	681	827	493
TUNISIA	12	73	41	BANGLADESH	26	101	62
EGYPT	215	973	600	SRI LANKA	58	98	58
SENEGAL	18	98	57	THAILAND	1 521	1 902	1 136
SOUTH AFRICA	41	283	174	VIETNAM	59	102	61
NAMIBIA	73	549	337	INDONESIA	394	374	224
SWAZILAND	1	107	65	MALAYSIA	856	852	516
USA	6 594	84 958	51 209	SINGAPORE	20 180	20 929	12 629
CANADA	301	1 639	986	PHILIPPINES	410	691	418
MEXICO	45	672	403	CHINA	13 643	13 532	8 106
GUATEMALA	8	57	33	NORTH KOREA	6	85	52
EL SALVADOR	57	72	43	SOUTH KOREA	3 832	7 762	4 625
COSTA RICA	4	81	48	JAPAN	18 475	60 686	36 756
COLOMBIA	10	271	158	TAIWAN	5 990	12 842	7 777
VENEZUELA	23	262	158	HONG KONG	26 855	26 442	16 025
ECUADOR	2	69	40	MACAO	33	69	41
PERU	5	162	94	AUSTRALIA	679	938	562
BRAZIL	6	73	43	AUST OCEANIA	1	54	34
CHILE	71	1 121	678	NEW ZEALAND	155	272	170
BOLIVIA	1	67	39	UNID COUNTR	73	83	52
ARGENTINA	315	2 248	1 371	EXPORTS	6 037 770	5 102 175	3 081 214
CYPRUS	77	333	195	FRANCE	1 143 787	487 243	294 132
LEBANON	279	329	201	BELGIUM LUX	241 915	266 791	161 132
ISRAEL	73	1 293	788	NETHERLANDS	503 474	368 003	221 424
JORDAN	10	152	90	ITALY	215 864	204 301	123 721
SAUDI ARABIA	1 616	5 532	3 344	UNTD KINGDOM	619 822	306 133	184 560
KUWAIT	250	223	134	IRELAND	7 475	6 159	3 734
BAHRAIN	135	756	458	DENMARK	180 825	125 312	75 511
QATAR	33	272	163	GREECE	40 201	42 539	25 682
ARAB EMIRAT	663	3 905	2 351	PORTUGAL	29 492	36 864	22 279
OMAN	3	54	34	SPAIN	120 901	130 783	79 007
INDIA	32	190	115	EU	3 103 756	1 974 128	1 191 182
BANGLADESH	40	220	135	CANARY IS	11 014	13 673	8 270
THAILAND	167	3 537	2 131	ICELAND	1 484	1 851	1 112
INDONESIA	186	1 582	962	NORWAY	51 577	44 456	26 893
MALAYSIA	46	167	99	SWEDEN	223 742	123 930	74 632
BRUNEI	2	141	83	FINLAND	22 485	27 110	16 393
SINGAPORE	317	1 431	853	SWITZERLAND	796 163	864 800	523 023
PHILIPPINES	31	139	80	AUSTRIA	890 064	999 004	604 045
CHINA	111	480	292	ANDORRA	102	135	78
SOUTH KOREA	899	2 650	1 621	VATICAN CITY	38	195	116
JAPAN	1 035	4 740	2 881	MALTA	2 320	2 953	1 777
TAIWAN	78	1 966	1 216	TURKEY	179 865	90 772	54 685
HONG KONG	58	388	234	ESTONIA	811	1 068	650
MACAO	4	218	134	LATVIA	2 125	3 072	1 866
AUSTRALIA	311	1 251	763	LITHUANIA	1 239	2 798	1 686
PAPUA NEW G	3	57	34				
NEW ZEALAND	116	304	183				

6 IMPORTS AND EXPORTS (SPECIAL TRADE) BY GROUPS OF THE SITC-REV. III AND BY COUNTRIES OF PRODUCTION AND CONSUMPTION 1993

GROUP COUNTRY	DT = 100 KG	1 000 DM	1 000 \$	GROUP COUNTRY	DT = 100 KG	1 000 DM	1 000 \$
POLAND	235 773	125 896	76 016	MONGOLIA	51	99	59
CZECH REPUBL	94 985	75 348	45 496	CHINA	2 505	15 589	9 489
SLOVAKIA	7 019	7 877	4 732	NORTH KOREA	57	232	141
HUNGARY	46 713	39 135	23 655	SOUTH KOREA	2 483	8 517	5 112
ROMANIA	9 998	7 816	4 743	JAPAN	25 624	79 673	48 140
BULGARIA	7 948	5 449	3 298	TAIWAN	3 499	6 661	4 017
ALBANIA	151	286	172	HONG KONG	7 356	12 447	7 526
UKRAINE	18 101	16 539	9 975	AUSTRALIA	9 877	24 890	15 063
BELARUS	36 459	21 554	12 957	PAPUA NEW G	91	216	128
MOLDOVA	577	2 801	1 719	NEW ZEALAND	1 847	3 302	2 002
RUSSIA	25 583	56 029	33 614	SOLOMON IS	31	138	83
ARMENIA	532	3 588	2 134	NEW CALEDON	44	127	75
AZERBAIJAN	46	84	50	WEST SAMOA	103	301	181
KAZAKHSTAN	427	1 045	634	UNID COUNTR	9 494	9 516	5 762
TURKMENISTAN	29	60	35				
UZBEKISTAN	613	3 610	2 149	893 ARTICLES,NES,OF PLASTICS			
SLOVENIA	10 277	12 154	7 338	IMPORTS	6 669 980	4 873 727	2 949 665
CROATIA	3 158	3 503	2 103	FRANCE	968 580	673 335	407 310
SERB MONTNEG	469	148	86	BELGIUM LUX	491 117	402 553	243 685
MACEDONIA	244	886	409	NETHERLANDS	792 365	478 967	290 083
MOROCCO	2 555	2 955	1 774	ITALY	783 539	527 077	318 995
ALGERIA	229	345	204	UNTD KINGDOM	237 814	222 772	134 715
TUNISIA	4 496	6 807	4 103	IRELAND	90 527	79 997	48 659
LIBYA	222	2 045	1 233	DENMARK	246 901	212 219	128 673
EGYPT	3 128	4 941	2 985	GREECE	11 639	19 860	12 032
SUDAN	39	98	61	PORTUGAL	37 326	35 706	21 627
MAURITANIA	29	132	77	SPAIN	65 871	56 561	34 258
MALI	721	387	238	EU	3 725 679	2 709 047	1 640 037
BURKINA FASO	47	121	75	CEUTA MEL	307	203	122
NIGER	631	697	413	ICELAND	371	305	187
CAPE VERDE	119	193	114	NORWAY	38 156	17 680	10 690
GAMBIA	61	177	107	SWEDEN	121 973	107 955	65 403
GUINEA	123	955	585	FINLAND	22 523	24 400	14 745
CTE D IVOIRE	216	298	181	SWITZERLAND	361 937	401 251	242 966
GHANA	243	385	230	AUSTRIA	483 185	389 145	235 405
TOGO	81	118	72	MALTA	1 616	4 534	2 738
NIGERIA	370	552	327	TURKEY	13 516	9 281	5 607
CAMEROON	278	453	273	ESTONIA	319	147	89
CENT AFR REP	241	178	104	LITHUANIA	164	96	56
CONGO	163	318	191	POLAND	147 710	59 807	36 017
ZAIRE	316	445	272	CZECH REPUBL	212 451	71 878	43 352
RWANDA	379	480	296	SLOVAKIA	41 135	11 285	6 834
BURUNDI	454	775	464	HUNGARY	79 845	35 456	21 443
ETHIOPIA	112	238	143	ROMANIA	29 710	4 746	2 879
KENYA	447	593	353	BULGARIA	15 390	2 418	1 455
UGANDA	48	52	31	UKRAINE	239	84	52
TANZANIA	179	213	127	MOLDOVA	149	48	30
SEYCHELLES	40	53	33	RUSSIA	3 155	823	502
MAURITIUS	405	626	381	SLOVENIA	53 465	29 058	17 570
ZAMBIA	41	72	41	CROATIA	52 375	9 296	5 599
ZIMBABWE	68	122	70	TUNISIA	6 379	4 649	2 841
SOUTH AFRICA	6 490	13 929	8 464	EGYPT	1 508	2 110	1 272
NAMIBIA	449	577	348	SOUTH AFRICA	13 636	13 031	7 870
BOTSWANA	23	89	52	USA	156 303	314 191	190 063
SWAZILAND	14	57	33	CANADA	4 772	4 438	2 672
USA	96 031	232 111	140 346	MEXICO	3 467	4 524	2 740
CANADA	14 567	24 889	15 041	ST LUCIA	442	1 843	1 113
MEXICO	5 740	8 499	5 116	COLOMBIA	10	58	35
GUATEMALA	185	327	190	BRAZIL	992	845	521
EL SALVADOR	58	93	56	CHILE	18	55	33
NICARAGUA	37	122	74	ARGENTINA	50	78	42
COSTA RICA	240	770	453	IRAN	94	51	31
PANAMA	243	338	200	ISRAEL	57 331	32 446	19 569
CUBA	64	167	100	SAUDI ARABIA	225	151	92
BAHAMAS	122	334	198	ARAB EMIRAT	709	338	203
DOMINIC REP	531	642	382	INDIA	4 910	2 375	1 443
GUADELOUPE	75	155	94	BANGLADESH	926	221	130
MARTINIQUE	85	156	95	SRI LANKA	1 452	625	379
ST LUCIA	21	77	49	THAILAND	75 335	34 048	20 603
ST VINCENT	28	127	76	VIETNAM	32	49	30
NETH ANTILL	81	147	88	INDONESIA	56 800	17 455	10 574
COLOMBIA	1 443	1 913	1 142	MALAYSIA	21 407	11 596	7 006
VENEZUELA	1 211	1 574	946	SINGAPORE	13 023	16 883	10 208
ECUADOR	202	943	573	PHILIPPINES	2 920	2 477	1 489
PERU	678	940	568	CHINA	562 778	243 257	147 330
BRAZIL	4 811	12 261	7 375	SOUTH KOREA	41 848	21 357	12 891
CHILE	1 496	2 299	1 351	JAPAN	20 780	81 213	49 097
BOLIVIA	135	578	347	TAIWAN	173 053	144 398	87 402
PARAGUAY	308	476	287	HONG KONG	40 959	26 726	16 209
URUGUAY	455	613	362	AUSTRALIA	933	1 938	1 176
ARGENTINA	6 355	9 094	5 505	NEW ZEALAND	793	654	396
CYPRUS	972	1 479	894	UNID COUNTR	348	327	206
LEBANON	840	1 738	1 050				
SYRIA	272	522	315	EXPORTS	7 293 513	6 693 992	4 050 683
IRAN	1 766	5 035	3 037	FRANCE	1 053 432	934 861	565 986
ISRAEL	6 422	10 727	6 483	BELGIUM LUX	632 602	541 383	327 906
JORDAN	918	1 120	666	NETHERLANDS	1 408 764	965 545	584 148
SAUDI ARABIA	2 160	7 197	4 362	ITALY	303 271	325 448	197 342
KUWAIT	708	1 345	800	UNTD KINGDOM	661 234	614 052	371 568
BAHRAIN	344	1 018	610	IRELAND	48 504	52 505	31 707
QATAR	120	312	190	DENMARK	189 667	149 930	90 731
ARAB EMIRAT	1 237	2 180	1 312	GREECE	51 662	49 815	30 124
OMAN	134	185	107	PORTUGAL	42 299	59 434	35 999
YEMEN	78	183	108	SPAIN	206 577	224 909	136 185
PAKISTAN	270	3 414	2 020	EU	4 598 012	3 917 882	2 371 696
INDIA	1 720	7 187	4 370	CANARY IS	4 320	7 979	4 858
BANGLADESH	446	1 582	953	ICELAND	5 267	6 165	3 729
MALDIVES	186	418	249	NORWAY	78 368	70 331	42 586
SRI LANKA	777	939	563	SWEDEN	146 458	149 560	90 633
THAILAND	2 398	3 846	2 311	FINLAND	38 667	42 573	25 769
VIETNAM	97	802	469	SWITZERLAND	632 118	606 007	366 805
INDONESIA	941	2 325	1 402	AUSTRIA	661 961	628 693	380 513
MALAYSIA	1 195	2 556	1 543	FAEROE IS	478	193	117
BRUNEI	59	698	407				
SINGAPORE	4 062	7 407	4 473				
PHILIPPINES	1 214	1 602	962				

6 IMPORTS AND EXPORTS (SPECIAL TRADE) BY GROUPS OF THE SITC-REV. III AND BY COUNTRIES OF PRODUCTION AND CONSUMPTION 1993

GROUP COUNTRY	DT = 100 KG	1 000 DM	1 000 \$	GROUP COUNTRY	DT = 100 KG	1 000 DM	1 000 \$
ANDORRA	139	184	110	KUWAIT	4 951	5 919	3 582
MALTA	2 876	3 216	1 935	BAHRAIN	748	1 077	646
TURKEY	37 457	36 991	22 275	QATAR	1 147	911	557
ESTONIA	1 544	1 116	662	ARAB EMIRAT	7 035	9 456	5 722
LATVIA	3 924	2 653	1 538	OMAN	508	926	556
LITHUANIA	6 241	3 973	2 375	YEMEN	817	796	489
POLAND	210 272	139 445	84 268	PAKISTAN	929	1 089	654
CZECH REPUBL	129 522	119 953	72 495	INDIA	2 181	4 992	3 021
SLOVAKIA	11 587	10 487	6 321	BANGLADESH	209	358	217
HUNGARY	57 035	58 493	35 338	SRI LANKA	1 654	1 136	680
ROMANIA	15 076	11 272	6 817	THAILAND	5 921	9 770	5 877
BULGARIA	6 557	5 880	3 557	VIETNAM	431	683	412
ALBANIA	245	163	94	INDONESIA	3 994	5 965	3 609
UKRAINE	6 788	5 324	3 170	MALAYSIA	9 307	16 232	9 813
BELARUS	2 393	2 262	1 355	BRUNEI	24	60	34
MOLDOVA	117	88	53	SINGAPORE	18 811	23 850	14 429
RUSSIA	43 557	34 317	20 649	PHILIPPINES	3 069	4 459	2 685
GEORGIA	37	52	31	CHINA	1 919	4 291	2 589
KAZAKHSTAN	1 101	1 183	706	SOUTH KOREA	11 301	19 635	11 831
TURKMENISTAN	323	250	147	JAPAN	22 104	63 850	38 484
UZBEKISTAN	85	112	67	TAIWAN	14 298	20 102	12 223
SLOVENIA	20 713	22 198	13 426	HONG KONG	14 704	22 259	13 512
CROATIA	18 839	14 404	8 711	MACAO	17	59	36
BOS HERZEGOV	65	96	56	AUSTRALIA	47 095	42 709	25 802
SERB MONTNEG	44	95	57	AUST OCEANIA	4 510	2 524	1 535
MACEDONIA	3 544	2 954	1 783	NAURU	4 457	1 156	676
MOROCCO	9 316	5 947	3 589	NEW ZEALAND	7 925	6 721	4 036
ALGERIA	943	1 876	1 135	SOLOMON IS	123	76	46
TUNISIA	10 826	8 281	4 997	NEW CALEDON	122	197	120
LIBYA	1 877	2 780	1 692	N ZEAL OCEAN	50	50	30
EGYPT	3 277	5 325	3 223	FR POLYNESIA	330	260	155
SUDAN	88	252	149	UNID COUNTR	16 557	17 513	10 562
MALI	23	51	30				
BURKINA FASO	177	290	181	894 BABY CARRIAGE, TOYS, GAMES			
NIGER	1 176	513	312	IMPORTS	2 768 267	4 347 771	2 626 697
SENEGAL	128	202	122	FRANCE	73 587	100 634	60 672
GUINEA	386	286	183	BELGIUM LUX	15 626	23 877	14 478
LIBERIA	250	115	71	NETHERLANDS	90 417	93 832	56 633
CTE D IVOIRE	201	357	216	ITALY	228 667	288 551	174 328
GHANA	292	321	186	UNT D KINGDOM	51 582	78 242	47 380
TOGO	94	140	85	IRELAND	33 803	34 453	20 908
BENIN	122	114	65	DENMARK	87 950	283 729	171 456
NIGERIA	4 421	3 116	1 917	GREECE	782	2 339	1 443
CAMEROON	288	460	277	PORTUGAL	2 956	6 962	4 216
GABON	106	272	167	SPAIN	18 978	34 619	20 963
CONGO	36	54	31	EU	604 348	947 238	572 477
ZAIRE	159	91	55	NORWAY	3 590	8 868	5 331
RWANDA	95	114	70	SWEDEN	17 834	19 151	11 616
ANGOLA	61	104	63	FINLAND	15 969	16 068	9 704
ETHIOPIA	226	354	215	SWITZERLAND	50 913	155 217	93 216
KENYA	355	870	523	AUSTRIA	57 260	205 062	123 681
UGANDA	77	178	106	MALTA	16 532	45 239	27 460
TANZANIA	198	394	245	TURKEY	2 969	3 272	1 980
SEYCHELLES	121	137	80	ESTONIA	1 691	942	564
MOZAMBIQUE	20	53	32	LATVIA	322	462	283
MADAGASCAR	121	162	97	LITHUANIA	1 464	577	347
REUNION	2 133	1 242	739	POLAND	32 747	28 122	16 984
MAURITIUS	207	303	180	CZECH REPUBL	61 446	55 363	33 389
ZAMBIA	348	333	202	SLOVAKIA	2 575	3 821	2 297
ZIMBABWE	315	481	289	HUNGARY	44 191	30 629	18 528
MALAWI	49	58	36	ROMANIA	4 458	2 268	1 371
SOUTH AFRICA	15 413	21 689	13 094	BULGARIA	11 098	6 183	3 716
NAMIBIA	77	95	55	UKRAINE	571	346	207
LESOTHO	741	580	351	BEARUS	865	301	177
USA	138 406	240 958	145 791	RUSSIA	1 095	679	405
CANADA	19 130	29 804	17 986	SLOVENIA	19 507	13 849	8 379
MEXICO	20 082	38 643	23 330	CROATIA	1 593	1 246	753
BERMUDA	60	70	43	BOS HERZEGOV	3	49	30
GUATEMALA	425	560	337	MOROCCO	197	88	53
BELIZE	206	83	50	TUNISIA	1 379	7 623	4 599
HONDURAS	103	198	121	EGYPT	28	61	37
EL SALVADOR	221	466	277	MAURITIUS	776	3 304	1 994
COSTA RICA	422	792	477	SOUTH AFRICA	678	1 254	759
PANAMA	113	211	126	SWAZILAND	37	302	183
CUBA	111	326	194	USA	115 520	261 818	158 548
HAITI	68	107	64	CANADA	15 091	20 893	12 654
DOMINIC REP	251	366	220	MEXICO	4 545	4 878	2 945
GUADELOUPE	65	123	73	GUATEMALA	46	334	197
ANTIGUA	108	56	34	HAITI	41	167	99
MARTINIQUE	645	746	455	JAMAICA	18	155	95
JAMAICA	128	309	185	ECUADOR	37	144	85
ST LUCIA	58	71	42	PERU	38	207	124
ST VINCENT	41	50	30	BRAZIL	657	673	407
BARBADOS	90	150	88	CHILE	25	73	43
TRINIDAD TOB	724	363	214	BOLIVIA	13	65	39
ARUBA	106	123	74	ARGENTINA	461	546	324
NETH ANTILL	458	575	344	ISRAEL	2 514	2 731	1 650
COLOMBIA	842	1 419	859	PAKISTAN	17 503	36 953	22 394
VENEZUELA	1 885	2 943	1 789	INDIA	7 650	9 622	5 842
SURINAME	46	71	41	BANGLADESH	113	192	116
FRENCH GUIAN	94	87	54	SRI LANKA	4 379	15 188	9 192
ECUADOR	326	543	328	NEPAL	25	57	34
PERU	483	843	501	THAILAND	63 188	100 945	61 080
BRAZIL	11 409	17 896	10 781	VIETNAM	2 551	3 535	2 132
CHILE	6 433	6 241	3 762	INDONESIA	25 460	35 895	21 665
BOLIVIA	152	287	173	MALAYSIA	28 653	41 924	25 308
PARAGUAY	226	428	254	SINGAPORE	6 283	19 230	11 590
URUGUAY	624	682	414	PHILIPPINES	7 966	23 829	14 362
ARGENTINA	5 629	6 861	4 131	CHINA	1 083 715	1 245 373	753 076
CYPRUS	3 384	3 848	2 311	NORTH KOREA	27	129	79
LEBANON	1 757	2 276	1 370	SOUTH KOREA	25 489	74 695	45 299
SYRIA	891	1 213	733	JAPAN	44 890	512 238	308 173
IRAN	8 253	11 430	6 902	TAIWAN	328 669	331 140	200 274
ISRAEL	31 905	34 788	21 022	HONG KONG	23 409	41 262	24 965
JORDAN	851	1 367	826				
SAUDI ARABIA	27 961	31 174	18 953				

6 IMPORTS AND EXPORTS (SPECIAL TRADE) BY GROUPS OF THE SITC-REV. III AND BY COUNTRIES OF PRODUCTION AND CONSUMPTION 1993

GROUP COUNTRY	DT = 100 KG	1 000 DM	1 000 \$	GROUP COUNTRY	DT = 100 KG	1 000 DM	1 000 \$
MACAO	1 803	2 409	1 448	SOUTH KOREA	18 545	37 258	22 496
AUSTRALIA	418	1 638	992	JAPAN	27 034	86 630	52 397
NEW ZEALAND	368	403	239	TAIWAN	29 624	53 372	32 426
UNIO COUNTR	245	339	208	HONG KONG	5 612	11 937	7 225
EXPORTS	1 055 858	2 111 872	1 275 549	AUSTRALIA	2 749	6 308	3 799
FRANCE	126 923	234 274	141 492	NEW ZEALAND	355	1 221	738
BELGIUM LUX	59 747	109 672	66 372	FR POLYNESIA	21	99	60
NETHERLANDS	114 364	185 372	111 716	UNIO COUNTR	2 744	5 563	3 366
ITALY	69 931	124 891	75 548	895 OFFICE, STATIONERY SUPPLS			
UNTD KINGDOM	76 790	155 783	93 936	IMPORTS	301 331	646 682	391 203
IRELAND	3 521	3 770	2 277	FRANCE	17 887	53 493	32 370
DENMARK	20 254	37 710	22 803	BELGIUM LUX	3 465	7 158	4 343
GREECE	7 386	23 732	14 368	NETHERLANDS	23 017	47 654	29 082
PORTUGAL	5 861	11 596	6 994	ITALY	17 685	28 836	17 487
SPAIN	37 701	91 863	55 711	UNTD KINGDOM	30 487	63 535	38 527
EU	522 478	978 663	591 217	IRELAND	829	4 063	2 435
CANARY IS	776	2 270	1 371	DENMARK	1 406	4 321	2 607
ICELAND	1 000	1 809	1 087	GREECE	26	63	38
NORWAY	7 963	14 808	8 953	PORTUGAL	962	1 197	722
SWEDEN	15 665	31 658	19 112	SPAIN	8 394	10 636	6 437
FINLAND	5 744	10 397	6 311	EU	104 158	221 016	134 048
SWITZERLAND	91 656	217 667	131 220	CEUTA MEL	17	190	117
AUSTRIA	121 816	244 457	147 790	NORWAY	334	930	566
ANDORRA	238	1 525	921	SWEDEN	14 375	8 549	5 162
MALTA	1 771	2 747	1 671	FINLAND	131	270	162
TURKEY	3 915	11 306	6 803	SWITZERLAND	6 107	32 425	19 573
ESTONIA	274	946	571	AUSTRIA	37 571	45 546	27 590
LATVIA	627	1 435	853	TURKEY	267	790	482
LITHUANIA	1 100	1 982	1 188	POLAND	4 043	6 483	3 931
POLAND	20 055	31 420	19 007	CZECH REPUBL	16 710	21 495	12 907
CZECH REPUBL	21 780	32 906	19 811	HUNGARY	231	315	192
SLOVAKIA	2 794	4 359	2 604	ROMANIA	323	304	180
HUNGARY	16 696	26 382	15 969	UKRAINE	105	125	75
ROMANIA	978	1 523	1 164	RUSSIA	275	97	58
BULGARIA	2 661	3 743	2 261	SLOVENIA	13 664	7 104	4 292
UKRAINE	1 324	1 588	949	CROATIA	2 562	3 753	2 274
BELARUS	4 573	1 878	1 144	USA	12 204	57 406	34 764
RUSSIA	6 191	13 183	7 917	CANADA	245	391	235
KAZAKHSTAN	102	251	152	MEXICO	483	1 837	1 112
TURKMENISTAN	166	193	116	BRAZIL	1 314	1 719	1 051
SLOVENIA	3 095	6 304	3 810	IRAN	39	60	35
CROATIA	2 040	4 683	2 807	ISRAEL	523	1 933	1 172
MACEDONIA	436	687	420	PAKISTAN	108	118	69
MOROCCO	75	255	153	INDIA	1 098	2 850	1 714
ALGERIA	24	118	72	THAILAND	7 796	12 930	7 774
TUNISIA	734	1 475	894	INDONESIA	1 875	2 642	1 594
LIBYA	670	751	450	MALAYSIA	3 298	7 177	4 356
EGYPT	1 066	1 022	612	SINGAPORE	970	2 904	1 757
BURKINA FASO	33	54	33	PHILIPPINES	431	484	299
SENEGAL	43	157	95	CHINA	23 626	18 473	11 161
CTE D IVOIRE	60	120	74	SOUTH KOREA	3 175	4 379	2 637
GHANA	23	74	44	JAPAN	28 546	151 891	91 694
NIGERIA	69	100	56	TAIWAN	13 990	27 945	16 885
SEYCHELLES	159	171	104	HONG KONG	593	1 597	956
REUNION	35	83	51	MACAO	55	196	118
MAURITIUS	160	691	415	UNIO COUNTR	13	76	45
SOUTH AFRICA	1 868	4 054	2 452	EXPORTS	424 271	1 358 133	820 772
NAMIBIA	182	1 484	887	FRANCE	57 280	158 730	96 152
USA	69 374	188 252	113 629	BELGIUM LUX	14 861	44 448	26 924
CANADA	6 646	12 889	7 778	NETHERLANDS	32 414	79 659	48 337
MEXICO	7 642	8 924	5 397	ITALY	31 881	101 273	61 390
GUATEMALA	57	271	160	UNTD KINGDOM	27 749	97 541	59 061
EL SALVADOR	25	65	38	IRELAND	953	3 145	1 887
COSTA RICA	15	55	32	DENMARK	8 841	25 805	15 609
PANAMA	99	150	87	GREECE	3 593	15 342	9 234
BAHAMAS	5	53	33	PORTUGAL	4 314	14 998	9 101
DOMINIC REP	55	127	77	SPAIN	14 278	67 581	41 032
GUADELOUPE	30	105	61	EU	196 164	608 522	368 727
MARTINIQUE	15	50	30	CANARY IS	352	2 202	1 328
ARUBA	38	57	35	ICELAND	443	1 002	598
NETH ANTILL	430	1 145	707	NORWAY	3 377	11 281	6 813
COLOMBIA	150	392	239	SWEDEN	7 322	29 551	17 903
VENEZUELA	155	385	231	FINLAND	3 189	7 608	4 593
ECUADOR	31	60	35	SWITZERLAND	24 408	72 635	43 922
PERU	37	100	61	AUSTRIA	24 080	60 059	36 367
BRAZIL	2 653	4 125	2 476	ANDORRA	19	1 442	855
CHILE	509	1 172	710	MALTA	312	817	483
BOLIVIA	84	149	90	TURKEY	2 766	11 422	6 899
PARAGUAY	73	187	112	ESTONIA	88	779	467
URUGUAY	40	176	104	LATVIA	109	492	285
ARGENTINA	866	1 819	1 094	LITHUANIA	52	268	158
CYPRUS	443	907	545	POLAND	9 093	22 191	13 389
LEBANON	640	721	439	CZECH REPUBL	13 103	32 308	19 439
SYRIA	14	57	33	SLOVAKIA	878	1 203	722
IRAN	102	337	202	HUNGARY	3 035	12 105	7 298
ISRAEL	3 853	5 376	3 248	ROMANIA	1 484	2 700	1 616
JORDAN	132	93	56	BULGARIA	252	1 684	1 006
SAUDI ARABIA	2 172	1 874	1 128	UKRAINE	169	1 718	1 008
KUWAIT	885	839	499	BELARUS	87	604	357
BAHRAIN	176	213	130	RUSSIA	3 343	10 357	6 227
QATAR	121	153	96	KAZAKHSTAN	16	204	123
ARAB EMIRAT	1 450	1 996	1 196	SLOVENIA	2 130	6 053	3 642
OMAN	34	56	30	CROATIA	1 006	2 626	1 580
INDIA	14	122	70	MACEDONIA	143	706	425
BANGLADESH	47	257	153	MOROCCO	562	1 863	1 132
MALDIVES	41	102	61	ALGERIA	133	581	350
SRI LANKA	79	166	100	TUNISIA	794	2 296	1 365
THAILAND	1 302	3 772	2 233	LIBYA	98	305	179
INDONESIA	890	951	580	EGYPT	1 698	3 337	2 012
MALAYSIA	1 146	1 905	1 148	BURKINA FASO	78	181	111
SINGAPORE	1 350	3 237	1 944	NIGER	32	88	52
PHILIPPINES	142	357	219				
CHINA	1 484	2 441	1 470				
NORTH KOREA	64	129	78				

6 IMPORTS AND EXPORTS (SPECIAL TRADE) BY GROUPS OF THE SITC-REV. III AND BY COUNTRIES OF PRODUCTION AND CONSUMPTION 1993

GROUP COUNTRY	DT = 100 KG	1 000 DM	1 000 \$	GROUP COUNTRY	DT = 100 KG	1 000 DM	1 000 \$
SENEGAL	52	178	109	NORWAY	31	1 849	1 127
GUINEA	13	56	32	SWEDEN	960	7 432	4 496
LIBERIA	4	180	109	FINLAND	405	859	525
CTE D IVOIRE	243	639	386	SWITZERLAND	2 896	170 636	103 078
GHANA	155	661	397	AUSTRIA	2 260	36 534	21 964
BENIN	47	148	88	FAEROE IS		133	81
NIGERIA	518	2 336	1 405	GIBRALTAR		267	162
CAMEROON	85	242	148	VATICAN CITY		427	259
GABON	91	384	231	MALTA		306	185
CONGO	50	84	49	TURKEY	51	1 452	872
ZAIRE	18	1 288	789	ESTONIA		367	225
BURUNDI	24	87	48	LATVIA	21	783	481
ANGOLA	72	161	97	LITHUANIA	207	682	416
ETHIOPIA	426	980	590	POLAND	1 810	4 068	2 459
DJIBOUTI	20	72	43	CZECH REPUB	955	3 641	2 219
KENYA	438	742	445	SLOVAKIA	9	170	98
UGANDA	274	694	420	HUNGARY	1 414	3 597	2 166
TANZANIA	65	105	64	ROMANIA	78	247	148
MADAGASCAR	221	356	212	BULGARIA	51	520	316
REUNION	75	192	111	ALBANIA	35	194	117
MAURITIUS	114	839	495	UKRAINE	25	123	74
ZAMBIA	25	123	70	BELARUS	4	86	50
ZIMBABWE	115	300	180	RUSSIA	418	4 426	2 674
MALAWI	27	153	90	ARMENIA	1	70	43
SOUTH AFRICA	4 137	9 872	5 952	AZERBAIJAN	4	133	79
USA	40 476	121 671	73 343	UZBEKISTAN	7	49	30
CANADA	3 253	14 122	8 541	SLOVENIA	8	366	221
MEXICO	1 367	10 255	6 200	CROATIA	23	235	141
BERMUDA	1	71	42	MOROCCO	55	81	49
GUATEMALA	328	1 499	899	TUNISIA	1	143	83
HONDURAS	137	434	262	EGYPT	24	1 551	954
EL SALVADOR	134	755	459	ZIMBABWE	345	557	339
NICARAGUA	17	63	40	SOUTH AFRICA	29	837	505
COSTA RICA	252	1 031	616	USA	2 121	115 346	69 444
PANAMA	65	801	474	CANADA	188	1 907	1 158
HAITI	33	102	59	GREENLAND		54	33
DOMINIC REP	198	374	230	MEXICO	12	158	96
GUADELOUPE	68	222	135	PANAMA		409	248
MARTINIQUE	74	132	77	CUBA	119	1 129	680
TRINIDAD TOB	72	195	119	HAITI		234	143
NETH ANTILL	22	97	56	DOMINIC REP		127	77
COLOMBIA	621	4 905	2 954	JAMAICA	1	191	112
VENEZUELA	626	2 478	1 488	COLOMBIA	5	63	38
FRENCH GUIAN	21	62	37	PERU	38	578	346
ECUADOR	319	1 478	890	BRAZIL	47	333	203
PERU	1 053	2 640	1 583	CHILE	15	96	59
BRAZIL	936	6 663	4 006	URUGUAY	39	217	129
CHILE	1 107	4 497	2 701	ARGENTINA	9	270	161
BOLIVIA	278	973	584	CYPRUS		68	42
PARAGUAY	181	1 638	983	IRAN	3	600	363
URUGUAY	356	1 113	671	ISRAEL	61	1 154	701
ARGENTINA	2 168	8 694	5 248	YEMEN		68	42
CYPRUS	615	1 869	1 133	PAKISTAN	79	134	80
LEBANON	849	2 509	1 501	INDIA	132	209	126
SYRIA	564	1 161	695	NEPAL	8	245	150
IRAN	3 812	8 948	5 383	THAILAND	75	561	339
ISRAEL	2 058	8 472	5 109	INDONESIA	55	250	147
JORDAN	502	930	564	SINGAPORE	53	547	329
SAUDI ARABIA	4 557	15 322	9 215	PHILIPPINES	72	353	214
KUWAIT	1 113	3 584	2 149	MONGOLIA	12	89	55
BAHRAIN	197	1 248	750	CHINA	2 651	4 471	2 702
QATAR	209	928	554	SOUTH KOREA	6	80	49
ARAB EMIRAT	3 076	9 447	5 696	JAPAN	116	4 157	2 531
OMAN	214	583	355	TAIWAN	849	1 679	1 016
YEMEN	15	66	40	HONG KONG	437	3 218	1 947
PAKISTAN	1 481	3 259	1 959	MACAO	3	182	111
INDIA	948	2 845	1 715	AUSTRALIA	40	1 315	795
BANGLADESH	1 312	2 439	1 483	PAPUA NEW G	4	144	88
MALDIVES	1	303	182	NEW ZEALAND	19	294	172
SRI LANKA	187	678	410	TUVALU		161	95
NEPAL	68	364	217	VANUATU		56	33
THAILAND	4 159	12 406	7 491	UNID COUNTR	12	98	59
VIETNAM	81	256	156				
INDONESIA	4 752	11 804	7 127	EXPORTS	6 106	545 659	330 176
MALAYSIA	3 704	10 899	6 559	FRANCE	70	30 882	18 413
SINGAPORE	2 863	13 034	7 894	BELGIUM LUX	62	3 270	2 000
PHILIPPINES	825	3 841	2 323	NETHERLANDS	119	6 476	3 950
CHINA	971	4 278	2 585	ITALY	82	3 493	2 117
SOUTH KOREA	1 816	12 400	7 470	UNTD KINGDOM	275	41 258	25 017
JAPAN	5 993	32 899	19 870	DENMARK	11	1 307	797
TAIWAN	3 397	15 931	9 659	GREECE		77	44
HONG KONG	5 326	36 890	22 105	PORTUGAL	1	172	105
AUSTRALIA	4 316	12 083	7 301	SPAIN	21	2 180	1 326
NEW ZEALAND	557	2 315	1 385	EU	641	89 141	53 785
NEW CALEDON	63	361	218	NORWAY	35	2 023	1 204
FR POLYNESIA	74	362	218	SWEDEN	39	4 027	2 451
SHIPS SUPPL	1	594	357	FINLAND	24	2 311	1 411
UNID COUNTR	1 066	2 901	1 743	SWITZERLAND	1 513	221 241	133 966
				AUSTRIA	794	48 399	29 304
896 WORKS OF ART,ANTIQUE ETC				TURKEY	2	263	159
IMPORTS	25 340	518 259	313 204	LATVIA	1	57	35
FRANCE	932	61 151	36 960	POLAND	524	2 879	1 747
BELGIUM LUX	147	4 727	2 890	CZECH REPUB	96	1 450	881
NETHERLANDS	961	5 765	3 474	HUNGARY	610	2 437	1 476
ITALY	1 200	16 288	9 997	ROMANIA	15	62	38
UNTD KINGDOM	1 371	29 277	17 806	BULGARIA	3	126	75
IRELAND	105	617	373	BELARUS	3	433	262
DENMARK	799	10 040	6 104	RUSSIA	112	1 608	980
GREECE	9	421	257	SLOVENIA	14	3 497	2 137
PORTUGAL	9	1 099	676	CROATIA	7	67	40
SPAIN	220	3 043	1 861	MOROCCO	7	204	120
EU	5 753	132 428	80 398	EGYPT	4	121	75
CANARY IS	16	65	39	SOUTH AFRICA	5	1 170	696
ICELAND	2	660	407	USA	1 004	126 445	76 651
				CANADA	19	1 798	1 078

6 IMPORTS AND EXPORTS (SPECIAL TRADE) BY GROUPS OF THE SITC-REV. III AND BY COUNTRIES OF PRODUCTION AND CONSUMPTION 1993

GROUP COUNTRY	DT = 100 KG	1 000 DM	1 000 \$	GROUP COUNTRY	DT = 100 KG	1 000 DM	1 000 \$
MEXICO	31	2 428	1 439	UNITD KINGDOM	265	60 867	36 089
BAHAMAS		69	41	IRELAND	18	1 729	1 038
COLOMBIA	2	391	237	DENMARK	135	17 428	10 548
VENEZUELA	18	654	398	GREECE	81	1 936	1 165
BRAZIL	1	475	285	PORTUGAL	105	2 184	1 322
ARGENTINA	4	432	266	SPAIN	162	10 414	6 287
IRAN		560	341	EU	2 800	316 110	189 882
ISRAEL	74	896	544	CANARY IS	6	767	466
SAUDI ARABIA		146	86	ICELAND	9	1 496	903
ARAB EMIRAT	4	70	41	NORWAY	99	20 827	12 570
OMAN	1	55	34	SWEDEN	122	12 937	7 801
INDIA	8	89	53	FINLAND	64	4 711	2 849
THAILAND	4	1 775	1 082	SWITZERLAND	1 141	308 961	186 866
SINGAPORE	13	1 162	714	AUSTRIA	891	175 407	105 808
CHINA	2	91	56	ANDORRA		313	188
SOUTH KOREA	31	473	283	TURKEY	64	5 235	3 149
JAPAN	364	18 576	11 191	ESTONIA		151	89
TAIWAN	2	297	178	LATVIA	8	148	90
HONG KONG	17	2 536	1 530	LITHUANIA	4	786	476
AUSTRALIA	22	2 452	1 442	POLAND	94	7 063	4 258
PAPUA NEW G		178	104	CZECH REPUB	156	12 340	7 436
NEW ZEALAND	5	918	556	SLOVAKIA	12	376	224
UNID COUNTR	3	527	318	HUNGARY	264	6 458	3 899
				ROMANIA	7	868	526
897 GOLD, SILVERWARE, JEWEL NES				BULGARIA		1 788	1 095
IMPORTS	38 340	1 439 436	868 115	UKRAINE	32	369	226
FRANCE	616	54 935	33 007	BELARUS	3	271	161
BELGIUM LUX	285	3 848	2 198	RUSSIA	184	6 325	3 804
NETHERLANDS	693	10 528	6 394	KAZAKHSTAN	2	592	357
ITALY	1 839	447 621	269 283	SLOVENIA	39	3 296	1 980
UNITD KINGDOM	769	15 855	9 572	CROATIA	81	1 404	856
IRELAND	94	4 608	2 776	MACEDONIA	41	58	34
DENMARK	55	4 233	2 561	MOROCCO	3	75	46
GREECE	14	522	313	TUNISIA	5	2 128	1 299
PORTUGAL	27	777	470	EGYPT	30	19 514	11 889
SPAIN	281	9 678	5 840	BENIN	1	70	43
EU	4 673	552 405	332 414	NIGERIA	2	101	59
NORWAY	2	1 012	618	KENYA		522	312
SWEDEN	8	632	381	REUNION		302	182
FINLAND	29	12 113	7 332	MAURITIUS	22	5 106	3 091
SWITZERLAND	207	54 865	33 183	ZAMBIA		300	183
AUSTRIA	2 037	102 332	61 717	ZIMBABWE	1	3 470	2 082
MALTA		165	96	SOUTH AFRICA	26	1 895	1 143
TURKEY	70	24 002	14 532	NAMIBIA		120	72
POLAND	96	2 862	1 724	USA	201	62 013	37 457
CZECH REPUB	1 185	9 445	5 708	CANADA	23	1 780	1 067
SLOVAKIA	254	76	45	MEXICO	5	4 429	2 683
HUNGARY	15	1 647	989	BERMUDA		1 594	971
BULGARIA	1	446	266	GUATEMALA		53	31
BELARUS		54	32	HONDURAS		89	55
RUSSIA	2	353	211	EL SALVADOR		60	36
SLOVENIA		1 442	868	PANAMA	2	650	391
MACEDONIA	5	717	434	HAITI		272	164
EGYPT	60	327	198	BAHAMAS		553	337
TOGO	6	54	33	AM VIRGIN IS		423	254
ZAIRE	7	74	46	GUADELOUPE		190	116
KENYA	71	324	194	MARTINIQUE		348	211
MAURITIUS	17	3 605	2 177	CAYMAN IS		449	273
SOUTH AFRICA	31	467	282	JAMAICA		471	279
USA	920	48 485	29 255	ST LUCIA		56	33
CANADA	41	1 288	780	BARBADOS		584	353
MEXICO	107	4 325	2 608	TRINIDAD TOB		107	64
COSTA RICA	7	188	110	ARUBA		405	242
COLOMBIA	9	465	281	NETH ANTILL		1 718	1 037
ECUADOR	4	75	45	COLOMBIA		995	599
PERU	101	718	425	VENEZUELA		821	497
BRAZIL	832	4 432	2 683	ECUADOR	2	617	369
CHILE	9	284	169	PERU		491	286
BOLIVIA		98	60	BRAZIL	3	1 236	747
URUGUAY	14	212	129	CHILE		2 257	1 358
ARGENTINA		78	49	BOLIVIA		191	116
LEBANON	7	88	53	PARAGUAY		96	58
SYRIA	102	158	96	URUGUAY	3	373	222
IRAN		121	73	ARGENTINA		483	291
ISRAEL	117	38 896	23 480	CYPRUS		163	98
BAHRAIN		145	89	LEBANON		834	497
ARAB EMIRAT	4	3 143	1 896	IRAN	24	5 906	3 539
PAKISTAN	125	611	372	ISRAEL	10	830	494
INDIA	4 003	38 051	22 946	JORDAN	66	5 387	3 236
SRI LANKA	26	3 655	2 209	SAUDI ARABIA	12	1 066	640
NEPAL	34	508	306	KUWAIT	1	10 668	6 327
THAILAND	1 274	208 650	126 028	BAHRAIN	1	1 111	669
INDONESIA	245	9 467	5 712	QATAR		10 273	6 204
MALAYSIA	1	16 874	10 211	ARAB EMIRAT	7	1 209	729
SINGAPORE		3 265	1 983	OMAN		3 574	2 152
PHILIPPINES	3 154	17 407	10 503	INDIA	4	5 792	3 485
CHINA	4 790	58 372	35 148	SRI LANKA	1	125	75
NORTH KOREA		88	52	THAILAND	4	7 337	4 416
SOUTH KOREA	3 203	18 208	11 053	INDONESIA	1	463	278
JAPAN	510	13 960	8 403	MALAYSIA	1	2 224	1 351
TAIWAN	5 375	37 792	22 845	BRUNEI	9	3 428	2 073
HONG KONG	4 439	137 928	83 389	SINGAPORE	19	9 240	5 551
MACAO	1	152	89	PHILIPPINES	1	1 398	844
AUSTRALIA		191	114	CHINA		2 182	1 311
NEW ZEALAND	8	505	307	SOUTH KOREA	29	2 994	1 796
FR POLYNESIA		262	159	JAPAN	213	42 153	25 494
UNID COUNTR	3	154	93	TAIWAN	88	7 408	4 512
EXPORTS	7 146	1 178 929	710 947	HONG KONG	126	33 398	20 179
FRANCE	653	56 415	34 088	AUSTRALIA	32	9 016	5 414
BELGIUM LUX	261	38 110	23 072	NEW ZEALAND		173	105
NETHERLANDS	815	81 830	49 430	NEW CALEDON		106	66
ITALY	305	45 197	26 843	AM OCEANIA		54	34
				FIJI		184	113
				FR POLYNESIA		477	291
				SHIPS SUPPL		345	202

6 IMPORTS AND EXPORTS (SPECIAL TRADE) BY GROUPS OF THE SITC-REV. III AND BY COUNTRIES OF PRODUCTION AND CONSUMPTION 1993

GROUP COUNTRY	DT = 100 KG	1 000 DM	1 000 \$	GROUP COUNTRY	DT = 100 KG	1 000 DM	1 000 \$
UNID COUNTR	33	2 174	1 317	KAZAKHSTAN	275	1 221	754
898 MUSICAL INSTRUMENTS,ETC.				UZBEKISTAN	1	121	73
IMPORTS	1 121 141	4 290 682	2 591 892	SLOVENIA	1 144	7 048	4 254
FRANCE	221 656	412 555	248 397	CROATIA	756	4 200	2 543
BELGIUM LUX	50 181	164 406	99 572	MACEDONIA	143	513	311
NETHERLANDS	107 266	335 707	203 054	MOROCCO	141	1 764	1 068
ITALY	18 172	58 554	35 376	ALGERIA	120	927	553
UNTD KINGDOM	109 948	351 736	212 409	TUNISIA	223	582	349
IRELAND	81 282	494 519	298 919	LIBYA	11	302	182
DENMARK	4 589	41 957	25 156	EGYPT	334	1 181	700
GREECE	107	433	262	NIGER	7	55	33
PORTUGAL	4 800	7 793	4 598	GUINEA	23	125	73
SPAIN	2 082	11 213	6 804	CTE D IVOIRE		56	33
EU	600 083	1 878 873	1 134 547	GHANA	4	57	31
ICELAND	4	74	45	NIGERIA	52	411	246
NORWAY	879	5 106	3 106	CAMEROON	3	71	44
SWEDEN	1 678	13 699	8 248	ETHIOPIA	2	122	73
FINLAND	885	5 729	3 448	KENYA	56	302	181
SWITZERLAND	14 780	131 895	79 921	TANZANIA	4	107	63
AUSTRIA	92 270	294 040	176 960	REUNION	10	75	45
MALTA	8	121	73	MAURITIUS	47	449	269
TURKEY	7 953	10 858	6 557	ZIMBABWE	13	129	77
LATVIA	269	148	87	MALAWI	1	64	37
LITHUANIA	62	102	62	SOUTH AFRICA	2 750	10 671	6 471
POLAND	3 991	5 029	3 048	NAMIBIA	4	138	83
CZECH REPUBL	16 255	32 426	19 560	BOTSWANA		71	44
SLOVAKIA	261	390	235	USA	101 578	335 424	202 932
HUNGARY	822	3 738	2 251	CANADA	5 677	16 853	10 193
ROMANIA	104	449	271	MEXICO	5 283	12 439	7 519
BULGARIA	1 736	3 658	2 220	GUATEMALA	37	153	90
UKRAINE	4 254	8 022	4 862	COSTA RICA	71	493	292
BELARUS	182	66	40	PANAMA	51	231	142
RUSSIA	1 085	420	248	HAITI	12	76	46
SLOVENIA	155	1 219	741	BAHAMAS	3	64	40
CROATIA	131	450	273	ANTIGUA	24	66	39
SENEGAL	93	154	93	BARBADOS	20	195	117
GHANA	80	56	31	ARUBA	3	62	37
CAMEROON	138	258	154	COLOMBIA	1 106	4 139	2 499
SOUTH AFRICA	7	309	184	VENEZUELA	1 207	4 509	2 738
USA	77 099	922 283	557 551	ECUADOR	19	194	119
CANADA	6 745	45 917	27 688	PERU	87	467	281
MEXICO	4 219	8 847	5 308	BRAZIL	16 855	29 087	17 603
ECUADOR	12	57	33	CHILE	811	2 400	1 458
PERU	25	67	41	BOLIVIA	48	209	128
BRAZIL	11 042	11 091	6 723	PARAGUAY	45	188	112
CHILE	51	274	168	URUGUAY	109	722	437
ISRAEL	2 342	11 782	7 088	ARGENTINA	3 424	8 318	5 046
ARAB EMIRAT	44	556	332	CYPRUS	87	532	322
PAKISTAN	195	350	211	LEBANON	121	771	462
INDIA	1 269	3 261	1 961	SYRIA	176	520	310
BANGLADESH	364	1 205	713	IRAN	65	1 258	760
THAILAND	3 587	7 566	4 557	ISRAEL	3 294	10 812	6 518
VIETNAM	78	154	94	JORDAN	4	238	141
INDONESIA	9 209	11 175	6 897	SAUDI ARABIA	1 356	5 707	3 439
MALAYSIA	4 548	11 931	7 184	KUWAIT	107	561	345
SINGAPORE	4 471	18 298	11 063	BAHRAIN	9	122	73
PHILIPPINES	393	1 435	867	QATAR	10	411	244
CHINA	26 319	58 541	35 705	ARAB EMIRAT	317	3 169	1 912
SOUTH KOREA	51 196	91 374	55 170	OMAN	7	236	144
JAPAN	117 864	547 799	331 132	YEMEN	1	51	33
TAIWAN	21 021	70 669	42 722	AFGHANISTAN	1	280	164
HONG KONG	18 680	53 288	32 294	PAKISTAN	8	1 470	898
MACAO	11 619	11 729	7 083	INDIA	148	1 542	930
AUSTRALIA	181	2 497	1 501	SRI LANKA	531	1 033	618
NEW ZEALAND	4	501	300	THAILAND	180	2 379	1 423
UNID COUNTR	84	270	163	VIETNAM	185	1 758	1 061
EXPORTS	1 033 334	3 532 677	2 136 402	INDONESIA	1 228	2 837	1 719
FRANCE	177 285	423 123	256 541	MALAYSIA	693	3 391	2 062
BELGIUM LUX	87 973	161 836	98 243	BRUNEI	3	77	46
NETHERLANDS	78 506	298 514	179 892	SINGAPORE	1 295	8 382	5 076
ITALY	56 129	169 562	102 673	PHILIPPINES	56	297	174
UNTD KINGDOM	109 011	314 413	190 349	CHINA	406	15 758	9 503
IRELAND	1 858	13 352	8 008	NORTH KOREA	78	438	261
DENMARK	27 287	76 250	46 174	SOUTH KOREA	2 709	20 284	12 234
GREECE	3 108	14 879	9 019	JAPAN	14 511	116 881	70 458
PORTUGAL	7 843	25 655	15 616	TAIWAN	2 850	16 618	10 075
SPAIN	50 667	134 082	81 316	HONG KONG	5 858	27 039	16 334
EU	599 667	1 631 666	987 831	AUSTRALIA	12 925	31 429	19 019
CANARY IS	196	1 020	603	NEW ZEALAND	752	3 306	2 002
ICELAND	271	2 042	1 229	FR POLYNESIA	4	49	31
NORWAY	5 990	26 501	16 037	UNID COUNTR	1 752	7 755	4 674
SWEDEN	23 072	74 258	44 957	899 MISC MANUFCTRD GOODS NES			
FINLAND	4 957	18 860	11 400	IMPORTS	1 609 112	2 512 797	1 519 251
SWITZERLAND	49 184	353 944	213 694	FRANCE	42 633	126 370	76 450
AUSTRIA	81 127	398 634	241 014	BELGIUM LUX	17 994	33 730	20 362
ANDORRA	110	931	567	NETHERLANDS	158 971	190 962	115 246
MALTA	228	1 858	1 119	ITALY	110 183	141 317	85 610
TURKEY	4 167	16 390	9 922	UNTD KINGDOM	52 367	86 558	52 321
ESTONIA	49	478	287	IRELAND	6 875	38 111	22 986
LATVIA	294	1 646	997	DENMARK	18 240	52 854	32 090
LITHUANIA	528	1 746	1 051	GREECE	1 631	5 675	3 410
POLAND	9 978	51 335	30 993	PORTUGAL	37 050	21 764	13 046
CZECH REPUBL	22 421	85 719	51 731	SPAIN	18 504	14 458	8 762
SLOVAKIA	1 931	8 518	5 123	EU	464 448	711 799	430 293
HUNGARY	6 444	32 254	19 456	ICELAND	7	289	172
ROMANIA	4 045	9 495	5 772	NORWAY	8 932	7 839	4 742
BULGARIA	979	4 347	2 631	SWEDEN	10 341	29 216	17 614
UKRAINE	2 143	7 177	4 337	FINLAND	2 768	7 054	4 263
BELARUS	592	2 037	1 232	SWITZERLAND	47 911	292 536	176 864
RUSSIA	20 518	65 927	39 636	AUSTRIA	17 040	58 028	35 114
AZERBAIJAN	28	226	137	MALTA	51	1 077	651
				TURKEY	6 430	9 176	5 534

6 IMPORTS AND EXPORTS (SPECIAL TRADE) BY GROUPS OF THE SITC-REV. III AND BY COUNTRIES OF PRODUCTION AND CONSUMPTION 1993

GROUP COUNTRY	DT = 100 KG	1 000 DM	1 000 \$	GROUP COUNTRY	DT = 100 KG	1 000 DM	1 000 \$
LATVIA	959	250	154	UZBEKISTAN	4	90	54
LITHUANIA	349	328	200	SLOVENIA	3 722	23 662	14 260
POLAND	108 508	40 736	24 622	CROATIA	2 607	18 027	10 855
CZECH REPUBL	53 351	36 667	22 213	BOS HERZEGOV	48	389	236
SLOVAKIA	5 523	1 589	951	SERB MONTNEG		659	389
HUNGARY	54 620	16 967	10 285	MACEDONIA	1 276	7 665	4 633
ROMANIA	33 227	11 910	7 227	MOROCCO	1 916	17 605	10 594
BULGARIA	2 256	510	304	ALGERIA	160	322	197
ALBANIA	133	423	256	TUNISIA	3 374	20 620	12 483
UKRAINE	190	72	44	LIBYA	44	747	447
BELARUS	365	88	52	EGYPT	700	2 999	1 802
RUSSIA	17 367	3 561	2 155	SUDAN	37	196	118
UZBEKISTAN	156	57	34	SENEGAL	16	53	31
SLOVENIA	3 396	5 136	3 108	GUINEA	69	92	58
CROATIA	18 810	13 206	7 991	CTE D IVOIRE	76	231	139
MACEDONIA	958	332	201	GHANA	44	212	128
MOROCCO	257	183	113	NIGERIA	305	1 323	803
TUNISIA	390	570	347	CENT AFR REP	86	188	112
EGYPT	33	56	34	ANGOLA	23	51	30
BURKINA FASO	41	71	43	ETHIOPIA	108	772	475
NIGER	33	61	36	KENYA	15	72	45
SENEGAL	10	56	33	TANZANIA	20	100	60
GHANA	936	836	505	MAURITIUS	69	501	297
KENYA	828	668	397	ZAMBIA	10	127	74
SEYCHELLES	3	68	42	ZIMBABWE	37	91	51
MADAGASCAR	70	52	32	MALAWI	70	124	77
MAURITIUS	28	521	318	SOUTH AFRICA	2 959	13 172	7 959
SOUTH AFRICA	1 645	3 352	2 035	NAMIBIA	17	186	113
NAMIBIA	24	59	34	LESOTHO	1 236	328	200
SWAZILAND	104	130	77	USA	34 793	154 149	93 177
LESOTHO	1 356	1 162	704	CANADA	5 449	17 355	10 490
USA	15 197	297 046	179 628	MEXICO	1 075	7 441	4 504
CANADA	503	17 411	10 473	GUATEMALA	103	434	264
MEXICO	7 948	9 299	5 622	HONDURAS	19	61	38
GUATEMALA	9	79	45	EL SALVADOR	114	298	178
EL SALVADOR	20	58	35	COSTA RICA	130	465	278
HAITI	159	118	72	PANAMA	74	260	155
COLOMBIA	43	97	59	CUBA	29	186	111
ECUADOR	679	1 312	798	DOMINIC REP	67	94	60
PERU	29	109	65	GUADELOUPE	200	140	85
BRAZIL	1 583	5 071	3 065	MARTINIQUE	231	186	114
CHILE	7	116	69	TRINIDAD TOB	33	93	54
ARGENTINA	15	127	76	ARUBA	14	1 753	1 065
ISRAEL	449	1 714	1 031	NETH ANTILL	55	129	76
ARAB EMIRAT	7	244	148	COLOMBIA	218	2 109	1 267
AFGHANISTAN	86	55	34	VENEZUELA	824	3 118	1 875
PAKISTAN	132	269	159	ECUADOR	135	506	305
INDIA	7 603	9 714	5 887	PERU	140	1 008	601
BANGLADESH	371	371	223	BRAZIL	455	10 863	6 556
SRI LANKA	5 675	4 473	2 703	CHILE	709	3 377	2 037
NEPAL	9	79	48	BOLIVIA	20	252	152
THAILAND	17 763	34 691	20 968	PARAGUAY	151	466	278
VIETNAM	4 776	2 496	1 521	URUGUAY	105	646	388
INDONESIA	12 718	11 229	6 768	ARGENTINA	671	8 674	5 228
MALAYSIA	4 496	4 064	2 453	CYPRUS	604	1 267	762
SINGAPORE	4 163	30 280	18 327	LEBANON	612	1 313	791
PHILIPPINES	12 870	23 345	14 085	SYRIA	502	1 043	627
CHINA	560 076	580 036	350 583	IRAN	717	4 991	3 001
SOUTH KOREA	10 332	49 839	30 123	ISRAEL	4 228	12 685	7 660
JAPAN	20 491	62 387	37 754	JORDAN	418	615	368
TAIWAN	39 678	68 861	41 718	SAUDI ARABIA	6 600	15 304	9 266
HONG KONG	16 577	30 932	18 769	KUWAIT	985	2 795	1 702
MACAO	113	197	118	BAHRAIN	243	796	476
AUSTRALIA	86	9 033	5 454	QATAR	114	315	187
NEW ZEALAND	8	270	166	ARAB EMIRAT	2 247	4 815	2 898
UNID COUNTR	33	120	76	OMAN	47	284	172
EXPORTS	834 511	2 124 598	1 284 515	YEMEN	81	120	73
FRANCE	69 996	190 381	115 941	AFGHANISTAN	81	103	61
BELGIUM LUX	69 124	82 563	49 973	PAKISTAN	161	814	498
NETHERLANDS	111 881	172 804	104 459	INDIA	500	3 320	1 997
ITALY	27 944	104 783	63 514	SRI LANKA	330	2 186	1 327
UNTD KINGDOM	48 002	119 240	72 195	THAILAND	521	4 434	2 694
IRELAND	3 762	29 458	17 832	VIETNAM	395	1 779	1 069
DENMARK	61 839	60 988	36 874	INDONESIA	744	1 800	1 088
GREECE	10 444	39 292	23 747	MALAYSIA	611	2 397	1 436
PORTUGAL	15 160	41 720	25 237	SINGAPORE	2 813	23 485	14 168
SPAIN	12 566	58 497	35 374	PHILIPPINES	915	2 389	1 444
EU	430 718	899 726	544 546	CHINA	1 864	6 130	3 689
CANARY IS	612	1 788	1 072	NORTH KOREA	4	234	141
ICELAND	1 519	1 902	1 136	SOUTH KOREA	902	10 644	6 423
NORWAY	18 210	21 718	13 117	JAPAN	4 552	48 642	29 345
SWEDEN	22 366	50 181	30 359	TAIWAN	1 066	7 375	4 471
FINLAND	11 329	19 134	11 565	HONG KONG	3 848	20 817	12 588
SWITZERLAND	79 773	157 532	95 347	MACAO	18	124	75
AUSTRIA	87 746	154 685	93 593	AUSTRALIA	2 544	13 170	7 962
ANDORRA	91	259	154	NEW ZEALAND	217	1 062	649
MALTA	548	2 861	1 731	FR POLYNESIA	9	122	73
TURKEY	8 799	39 562	23 909	SHIPS SUPPL	1	370	223
ESTONIA	103	814	483	UNID COUNTR	2 418	6 678	4 036
LATVIA	283	1 304	774	931 SPEC. TRANSACT. NOT CLASSD			
LITHUANIA	293	2 166	1 297	IMPORTS	7 507 784	26 773 460	16 239 831
POLAND	25 619	88 314	53 371	EU	4 809 254	20 734 681	12 594 606
CZECH REPUBL	17 877	49 136	29 556	EXPORTS	6 446 433	21 517 202	13 073 221
SLOVAKIA	1 725	9 299	5 615	EU	1 723 744	17 167 960	10 445 508
HUNGARY	8 972	34 525	20 868	941 COMPL IND PLANT CHAPT 99			
ROMANIA	3 998	30 256	18 253	EXPORTS	169 783	302 215	182 418
BULGARIA	975	7 610	4 573	FRANCE	345	218	133
ALBANIA	44	639	384	BELGIUM LUX	2 074	2 934	1 777
UKRAINE	1 139	5 945	3 574				
BELARUS	174	1 117	672				
MDLDOVA	29	270	162				
RUSSIA	4 285	12 386	7 468				
GEORGIA	3	90	53				
KAZAKHSTAN	118	1 392	846				

6 IMPORTS AND EXPORTS (SPECIAL TRADE) BY GROUPS OF THE SITC-REV. III AND BY COUNTRIES OF PRODUCTION AND CONSUMPTION 1993

GROUP COUNTRY	DT = 100 KG	1 000 DM	1 000 \$	GROUP COUNTRY	DT = 100 KG	1 000 DM	1 000 \$
NETHERLANDS	48	426	252	EXPORTS	19 180	35 959	21 864
UNTD KINGDOM	164	437	264	FRANCE	22	171	103
GREECE	132	481	297	BELGIUM LUX	8	79	47
PORTUGAL	1 240	6 025	3 662	NETHERLANDS	4	214	128
SPAIN	7 973	3 144	1 851	ITALY	4	163	99
EU	11 976	13 665	8 236	UNTD KINGDOM	2	119	72
NORWAY	2	98	57	SPAIN	3	268	160
SWEDEN	40	677	395	EU	54	1 053	632
SWITZERLAND	37	51	31	FINLAND	17	394	241
AUSTRIA	21	344	211	SWITZERLAND	180	4 470	2 716
TURKEY	9 016	20 176	11 930	AUSTRIA	121	12 974	7 888
POLAND	250	2 902	1 708	ANDORRA	1	89	54
CZECH REPUBL	928	3 098	1 825	CZECH REPUBL	11 547	8 576	5 245
SLOVAKIA	43	133	81	SLOVAKIA	783	557	347
HUNGARY	234	781	476	BULGARIA		64	38
ROMANIA	229	229	141	RUSSIA		94	58
UKRAINE	8 260	5 732	3 465	TUNISIA	1 788	1 447	881
BELARUS	226	994	602	SOUTH AFRICA	3	86	53
RUSSIA	20 194	53 182	32 285	USA	55	1 213	734
KAZAKHSTAN	6 319	1 866	1 110	MEXICO	393	580	338
TURKMENISTAN	557	442	267	HONDURAS	925	890	546
SLOVENIA	113	58	34	EL SALVADOR	805	553	339
CROATIA	10	70	43	COSTA RICA	1 466	1 174	711
MOROCCO	2 799	1 391	844	CUBA	1	70	44
ALGERIA	660	3 517	2 111	PARAGUAY	75	78	46
TUNISIA	79	107	64	ISRAEL	927	1 216	725
LIBYA	2 949	2 644	1 603	JAPAN	1	140	85
EGYPT	1 785	2 377	1 415	UNID COUNTR	18	60	35
NIGER	13	232	136				
GHANA	359	1 445	847				
NIGERIA	13 212	25 133	15 042				
ZAIRE	161	184	110	971 GOLD, NONMONTY EXCL DRES			
KENYA	29	104	63	IMPORTS	2 552	2 360 178	1 428 406
SOUTH AFRICA	2	52	32	FRANCE	42	45 850	27 548
USA	87	470	275	BELGIUM LUX	330	139 473	84 906
MEXICO	4 964	25 608	15 455	NETHERLANDS	600	120 846	72 866
TRINIDAD TOB	79	561	341	ITALY		425	252
VENEZUELA	220	3 690	2 236	UNTD KINGDOM	297	551 343	332 851
BRAZIL	144	4 338	2 643	DENMARK	32	7 170	4 405
ARGENTINA	571	703	428	EU	1 303	865 110	522 830
IRAQ	69	843	497	NORWAY	1	2 034	1 225
IRAN	12 522	21 027	12 848	SWEDEN	93	32 397	19 625
SAUDI ARABIA	166	4 830	2 864	FINLAND	2	7 140	4 317
KUWAIT	22	1 480	873	SWITZERLAND	156	238 050	145 097
BAHRAIN	196	139	84	AUSTRIA	24	9 935	5 882
ARAB EMIRAT	433	3 114	1 887	MALTA		52	31
PAKISTAN	6 017	4 566	2 687	TURKEY		78	46
INDIA	11 164	20 337	12 317	ESTONIA	153	6 475	3 885
THAILAND	5 280	2 211	1 320	LATVIA	42	1 553	952
VIETNAM	82	109	66	LITHUANIA	25	995	593
INDONESIA	3 647	7 977	4 860	POLAND	12	1 897	1 148
MALAYSIA	11 921	7 361	4 388	CZECH REPUBL	10	12 721	7 749
SINGAPORE	88	582	357	SLOVAKIA		415	249
CHINA	22 608	43 702	26 582	HUNGARY		903	534
SOUTH KOREA	24	100	61	ROMANIA		75	46
JAPAN	1 085	734	453	BULGARIA	60	330	201
TAIWAN	7 156	5 072	3 089	NETHERLANDS	9	737	435
HONG KONG	676	777	470	RUSSIA	28	52 520	30 961
				UZBEKISTAN	200	392 294	235 782
961 COIN NONGOLD NONCURRENT				SLOVENIA		834	501
IMPORTS	1 196	97 905	59 173	EGYPT		75	44
FRANCE	8	2 315	1 408	MAURITIUS		555	332
BELGIUM LUX	5	812	488	ZIMBABWE	4	7 713	4 774
NETHERLANDS	13	1 348	819	SOUTH AFRICA	172	324 042	196 907
ITALY	2	557	331	USA	131	227 021	139 026
UNTD KINGDOM	99	7 407	4 431	CANADA	36	57 592	34 467
DENMARK	1	193	119	CUBA	12	11 120	6 844
PORTUGAL	10	2 181	1 274	PERU	16	26 020	15 883
SPAIN	27	3 465	2 125	BRAZIL	10	21 954	13 150
EU	165	18 295	11 005	CHILE	19	12 432	7 536
NORWAY	2	638	386	BOLIVIA	6	365	222
SWEDEN		107	62	SAUDI ARABIA		287	172
FINLAND		135	81	ARAB EMIRAT		525	322
SWITZERLAND	92	11 315	6 859	INDIA		54	33
AUSTRIA	61	7 822	4 732	THAILAND	12	10 147	6 040
ANDORRA	1	114	70	INDONESIA	11	22 689	13 797
GIBALTAR		58	36	MALAYSIA		64	40
MALTA		60	38	SINGAPORE		230	140
TURKEY		192	117	SOUTH KOREA		1 855	1 103
LITHUANIA	28	352	212	JAPAN		3 000	1 826
POLAND	2	222	136	TAIWAN		167	101
HUNGARY	7	726	438	HONG KONG	2	3 184	1 977
BULGARIA	21	1 358	823	AUSTRALIA	3	2 416	1 504
UKRAINE		52	30	EXPORTS	1 103	1 123 040	679 625
RUSSIA	137	6 036	3 573	FRANCE	38	13 794	8 310
EGYPT		74	46	BELGIUM LUX	270	11 145	6 737
BENIN	1	79	46	NETHERLANDS	66	111 429	67 278
SOUTH AFRICA	19	763	469	ITALY	91	121 836	73 238
USA	196	10 746	6 532	UNTD KINGDOM	42	54 652	32 958
CANADA	116	8 091	4 923	IRELAND	4	402	240
MEXICO	11	1 091	662	DENMARK	3	4 010	2 430
CUBA	12	1 103	674	GREECE		1 116	680
BAHAMAS		68	42	PORTUGAL	88	201 247	121 656
ISRAEL	1	151	91	SPAIN	8	15 028	9 143
NEPAL	4	148	90	EU	610	534 659	322 670
SINGAPORE	69	3 220	1 955	ICELAND		106	63
CHINA	83	6 517	3 957	NORWAY		4 107	2 460
NORTH KOREA	2	60	37	SWEDEN	16	11 480	6 943
JAPAN	3	239	144	FINLAND		978	578
AUSTRALIA	127	15 900	9 583	SWITZERLAND	237	261 881	159 640
N ZEAL OCEAN	21	1 358	832	AUSTRIA	8	22 903	13 770
FIIJI	3	97	57	GIBALTAR		1 589	931
WEST SAMOA	2	118	69				
UNID COUNTR	1	183	111				

6 IMPORTS AND EXPORTS (SPECIAL TRADE) BY GROUPS OF THE SITC-REV. III AND BY COUNTRIES OF PRODUCTION AND CONSUMPTION 1993

GROUP COUNTRY	DT = 100 KG	1 000 DM	1 000 \$	GROUP COUNTRY	DT = 100 KG	1 000 DM	1 000 \$
MALTA		831	506				
TURKEY		1 654	1 009				
POLAND		519	312				
CZECH REPUBL	9	17 759	10 886				
SLOVAKIA		500	308				
HUNGARY	34	395	237				
RUSSIA		338	200				
SLOVENIA	19	4 394	2 647				
CROATIA	11	68	40				
MAURITIUS		1 243	746				
SOUTH AFRICA		460	275				
USA	12	5 887	3 551				
CANADA		502	299				
MEXICO		163	99				
BRAZIL		253	150				
CYPRUS	7	14 568	8 782				
IRAN		51	32				
ISRAEL		819	485				
SAUDI ARABIA	31	56 227	34 213				
KUWAIT	23	45 185	27 356				
ARAB EMIRAT	22	42 479	25 774				
OMAN		312	191				
INDIA	2	1 510	916				
SRI LANKA		52	30				
THAILAND	45	50 111	30 178				
MALAYSIA		209	125				
SINGAPORE	8	14 144	8 586				
PHILIPPINES		1 340	808				
CHINA	3	7 981	4 758				
SOUTH KOREA		506	303				
JAPAN		992	600				
TAIWAN		165	101				
HONG KONG	6	13 273	8 002				
AUSTRALIA		172	100				
UNID COUNTR		115	69				
972 MONETARY GOLD, GOLD COINS							
IMPORTS	138	292 414	178 536				
FRANCE		2 115	1 288				
BELGIUM LUX	14	23 172	14 478				
NETHERLANDS		801	486				
ITALY		335	203				
UNTD KINGDOM	5	11 838	7 313				
SPAIN		921	565				
EU	19	39 228	24 360				
NORWAY		711	438				
SWEDEN		64	38				
SWITZERLAND	14	25 807	15 794				
AUSTRIA	5	15 729	9 560				
ANDORRA		170	101				
MALTA		50	30				
TURKEY		305	184				
CZECH REPUBL		164	98				
HUNGARY		138	82				
BULGARIA		109	65				
RUSSIA		1 854	1 104				
SOUTH AFRICA	29	54 480	33 208				
USA	8	23 204	14 166				
CANADA	28	60 130	36 543				
MEXICO		258	159				
CUBA		88	51				
BAHAMAS		55	34				
CHILE		404	243				
ISRAEL		51	30				
SINGAPORE		226	133				
CHINA		1 381	828				
JAPAN		167	103				
AUSTRALIA	35	67 351	41 014				
N ZEAL OCEAN		215	127				
EXPORTS	41	81 038	49 061				
FRANCE		149	90				
BELGIUM LUX		1 923	1 169				
NETHERLANDS		86	54				
ITALY		151	92				
UNTD KINGDOM		571	356				
SPAIN		51	30				
EU		2 943	1 797				
SWITZERLAND	23	43 179	26 165				
AUSTRIA	12	21 062	12 740				
GIBRALTAR	3	5 265	3 186				
CZECH REPUBL	2	1 829	1 109				
USA	1	6 097	3 658				
CANADA		67	42				
MEXICO		289	175				
UNID COUNTR		89	53				
TOTAL IMPORTS	4 230 832 131	566 495 199	342 737 248				
EXPORTS	2 015 740 980	628 386 638	380 123 869				

7 IMPORTS AND EXPORTS (SPECIAL TRADE) BY COUNTRIES OF PRODUCTION AND CONSUMPTION AND BY GROUPS OF THE SITC-REV. III 1993

GROUP DESCRIPTION	DT = 100 KG	1 000 DM	1 000 \$	GROUP DESCRIPTION	DT = 100 KG	1 000 DM	1 000 \$
FRANCE				573 POLYMERS,VINYL CHLORIDE	1 245 389	170 223	102 961
IMPORTS	247 044 203	65 432 884	39 638 028	574 POLYACETAL,POLYCARBONATE	249 651	80 884	48 936
001 LIVE ANIMALS	88 160	46 755	28 245	575 OTH.PLASTIC,PRIMARY FORM	2 603 004	622 171	375 808
011 BOVINE MEAT	1 040 804	680 468	410 659	579 PLASTIC WASTE, SCRAP ETC	57 044	4 124	2 490
012 OTHER MEAT, MEAT OFFAL	1 152 208	525 936	317 459	581 PLASTIC TUBE,PIPE,HOSE	63 411	66 287	40 253
016 MEAT,ED.OFFL,DRY,SLT,SMK	23 364	20 922	12 547	582 PLASTIC PLATE,SHEETS,ETC	395 423	236 871	143 262
017 MEAT,OFFL,PRPD,PRSD,NES	141 872	115 906	69 941	583 MONOFILAMENT OF PLASTICS	57 287	30 834	18 595
022 MILK AND CREAM	925 942	203 981	123 615	591 INSECTICIDES, ETC.	89 915	113 272	68 775
023 BUTTER,OTHER FAT OF MILK	14 241	9 102	5 456	592 STARCHES,INULIN,ETC.	1 412 941	198 329	119 896
024 CHEESE AND CURD	1 014 238	920 497	556 001	593 EXPLOSIVES,PYROTECHNICS	669	14 023	8 488
025 EGGS,BIRDS,YOLKS,ALBUMIN	69 736	19 396	11 698	597 PREPRD ADDITIVES,LIQUIDS	659 185	194 907	117 813
034 FISH,FRESH,CHILLED,FROZN	60 540	44 745	27 044	598 MISC.CHEMICAL PRODTS,NES	2 546 585	292 212	176 718
035 FISH,DRIED,SALTED,SMOKED	3 306	6 329	3 743	611 LEATHER	16 233	36 316	21 992
036 CRUSTACEANS,MOLLUSCS ETC	18 231	15 616	9 424	612 MANUFACT. LEATHER ETC.NES	308	3 930	2 404
037 FISH ETC.PREPRD,PRSD,NES	32 515	21 488	12 968	613 FURSKINS,TANNED,DRESSED	495	3 032	1 824
041 WHEAT, MESLIN, UNMILLED	7 761 691	265 203	159 618	621 MATERIALS OF RUBBER	240 811	137 015	82 922
042 RICE	27 699	3 804	2 292	625 RUBBER TYRES,TUBES,ETC.	1 261 941	913 733	554 255
043 BARLEY, UNMILLED	1 454 595	55 137	33 277	629 ARTICLES OF RUBBER, NES	66 169	147 850	89 595
044 MAIZE UNMILLED	9 255 050	440 768	267 499	633 CORK MANUFACTURES	1 657	1 402	845
045 OTHER CEREALS, UNMILLED	238 968	11 734	7 082	634 VENEERS, PLYWOOD, ETC.	1 995 714	168 630	101 981
046 MEAL,FLOUR OF WHEAT,MSLN	470 737	31 919	19 317	635 WOOD MANUFACTURES, NES	291 576	74 420	45 079
047 OTHER CEREAL MEAL,FLOURS	53 030	2 647	1 600	641 PAPER AND PAPERBOARD	7 457 601	979 337	592 189
048 CEREAL PREPARATIONS	3 313 574	445 144	269 143	642 PAPER,PAPERBOARD,CUT ETC	1 087 661	341 763	206 879
054 VEGETABLES	3 715 414	472 051	286 558	651 TEXTILE YARN	305 831	275 993	167 156
056 VEGETABLES,PRPD,PRSD,NES	1 912 142	354 770	214 604	652 COTTON FABRICS, WOVEN	90 001	172 173	104 109
057 FRUIT,NUTS EXCL.OIL NUTS	1 641 753	236 009	142 484	653 FABRICS,MAN-MADE FIBRES	127 896	293 191	177 671
058 FRUIT,PRESERVED,PREPARED	245 056	70 920	42 945	654 OTH.TEXTILE FABRIC,WOVEN	94 917	146 410	88 659
059 FRUIT, VEGETABLE JUICES	413 916	27 933	16 910	655 KNIT.CROCHET.FABRIC NES	16 455	51 969	31 475
061 SUGARS,MOLASSES,HONEY	2 520 339	325 406	196 796	656 TULLE,LACE,EMBROIDRY.ETC	10 720	56 469	34 173
062 SUGAR CONFECTIONERY	103 361	65 228	39 422	657 SPECIAL YARN,TXTL.FABRIC	197 781	183 313	110 899
071 COFFEE,COFFEE SUBSTITUTE	33 687	12 021	7 296	658 TEXTILE ARTICLES NES	23 635	59 848	36 132
072 COCOA	69 782	18 292	11 043	659 FLOOR COVERINGS, ETC.	95 302	45 129	27 300
073 CHOCOLATE,OTH.COCOA PREP	341 979	187 175	112 938	661 LIME,CEMENT,CONSTR.MATRL	5 784 244	135 762	82 242
074 TEA AND MATE	478	390	231 664	662 CLAY,REFRCT.CONSTR.MATRL	4 454 672	231 366	139 885
075 SPICES	13 531	6 125	3 712	663 MINERAL MANUFACTURES,NES	1 702 515	162 098	98 079
081 ANIMAL FEED STUFF	3 835 088	176 673	107 067	664 GLASS	1 370 292	133 751	80 924
091 MARGARINE AND SHORTENING	10 629	1 661	1 007	665 GLASSWARE	970 015	255 664	154 596
098 EDIBLE PROD.PREPRD,NES	718 436	301 183	182 822	666 POTTERY	29 789	26 640	15 562
111 NON-ALCOHOL.BEVERAGE,NES	2 948 356	235 702	142 621	667 PEARLS,PRECIOUS STONES			
112 ALCOHOLIC BEVERAGES	3 064 660	1 348 732	814 663	671 PIG IRON,SPIEGELEISN,ETC	894 451	85 843	51 994
121 TOBACCO, UNMANUFACTURED	34 390	8 965	5 432	672 PIG IRONS ETC.IRON OR STEEL	933 956	67 594	41 134
122 TOBACCO, MANUFACTURED	65 453	93 750	56 599	673 FLAT-ROLLED IRON ETC.	5 206 654	386 372	234 538
211 HIDES,SKINS(EX.FURS),RAW	26 378	7 232	4 388	674 FLAT-ROLLED PLATED IRON	4 407 461	491 749	298 023
222 OILSEED(SFT.FIX.VEG.OIL)	7 272 374	311 933	188 479	675 FLAT-ROLLED, ALLOY STEEL	1 022 972	301 892	182 761
223 OILSEED(OTH.FIX.VEG.OIL)	10 877	1 067	643	676 IRON, STL. BAR, SHAPES ETC.	9 644 468	677 613	410 593
231 NATURAL RUBBER, ETC.	4 043	1 006	616	677 RAILWAY TRACK IRON,STEEL	572	206	125
232 SYNTHETIC RUBBER, ETC.	649 451	144 229	87 462	678 WIRE OF IRON OR STEEL	792 179	103 340	62 524
244 CORK,NATURAL,RAW,WASTE	1 393	203	123	679 TUBES,PIPES,ETC.IRON,STL	1 549 055	262 133	158 828
245 FUEL WOOD, WOOD CHARCOAL	91 135	3 342	2 026	681 SILVER,PLATINUM,ETC.	1 390	41 672	25 159
246 WOOD IN CHIPS, PARTICLES	1 021 452	4 509	2 737	682 COPPER	823 402	359 165	217 237
247 WOOD ROUGH,ROUGH SQUARED	1 667 690	72 408	44 072	683 NICKEL	40 798	49 710	30 006
248 WOOD, SIMPLY WORKED	968 525	87 030	52 708	684 ALUMINIUM	1 558 728	524 749	318 386
251 PULP AND WASTE PAPER	1 199 700	50 464	30 491	685 LEAD	1 24 558	10 245	6 208
261 SILK	66	58	34	686 ZINC	466 146	111 981	67 970
263 COTTON	32 834	5 255	3 169	687 TIN	411	369	224
265 VEGETABLE TEXTILE FIBRES	3 894	1 430	859	689 MISC.NON-FERR.BASE METAL	30 648	19 448	11 811
266 SYNTHETIC FIBRES	76 977	29 434	17 879	691 METALLIC STRUCTURES NES	865 951	246 238	148 764
267 OTHER MAN-MADE FIBRES	20 321	4 959	3 030	692 CONTAINERS,STORAGE,TRNSP	216 902	84 317	50 954
268 WOOL, OTHER ANIMAL HAIR	116 745	95 216	57 650	693 WIRE PRODUCTS EXCL.ELECT	315 870	61 092	36 992
269 WORN CLOTHING,TEXTL.ARTL	32 298	2 523	1 526	694 NAILS,SCREWS,NUTS,ETC.	152 170	81 013	48 973
272 FERTILIZERS, CRUDE	20 096	696	421	695 TOOLS	45 412	161 291	97 776
273 STONE, SAND AND GRAVEL	50 365 223	95 260	57 595	696 CUTLERY	1 736	7 673	4 629
274 SULPHUR,UNRSTD.IRON PYRS	6 079	190	115	697 HOUSEHOLD EQUIPMENT,NES	88 329	77 146	46 633
277 NATURAL ABRASIVES, NES	431	3 629	2 181	699 MANUFACTS.BASE METAL,NES	670 603	464 688	281 367
278 OTHER CRUDE MINERALS	9 366 562	104 853	63 502	711 STEAM GENER. BOILERS,ETC.	16 863	4 952	2 921
282 FERROUS WASTE AND SCRAP	2 181 136	41 455	25 040	712 STEAM TURBINES	3 622	8 339	5 021
283 COPPER ORES,CONCENTRATES	2 636	110	66	713 INTRNL COMBUS PSTN ENGIN	211 268	379 855	230 272
285 ALUMINIUM ORE,CONCTR.ETC	90 026	8 293	5 021	714 ENGINES,MOTORS NON-ELECT	7 901	213 007	128 850
287 ORE,CONCENTR. BASE METALS	58 337	3 040	1 839	716 ROTATING ELECTRIC PLANT	222 848	278 600	168 282
288 NON-FERROUS WASTE, SCRAP	630 798	143 732	87 007	718 OTH.POWR.GENRTNG.MACHNRY	15 884	91 481	56 104
289 PREC.METAL ORES,CONCTR	311	12 549	7 473	721 AGRIC.MACHINES,EX.TRACTR	151 019	146 908	89 263
291 CRUDE ANIMAL MATERLS,NES	98 940	30 015	18 133	722 TRACTORS	56 701	72 561	43 668
292 CRUDE VEG.MATERIALS, NES	254 921	104 104	63 128	723 CIVIL ENGINEERING EQUIPT	382 261	320 640	194 199
321 COAL,NOT AGGLOMERATED	2 541 717	50 310	30 278	724 TEXTILE,LEATHER MACHINES	50 976	82 787	50 218
322 BRIQUETTES,LIGNITE,PEAT	531 194	11 804	7 062	725 PAPER,PULP MILL MACHINES	19 204	49 087	29 565
325 COKE,SEMI-COKE,RET.CARB	1 307 953	30 554	18 371	726 PRINTING,BOOKBINDNG MACHS	26 512	73 025	44 314
334 PETROLEUM PRODUCTS	14 606 531	502 335	303 217	727 FOOD-PROCESS.MCH.NON DOM	4 949	21 845	13 181
335 RESIDUAL PETROL.PRODUCTS	1 774 154	62 406	37 698	728 OTH.MACH,PTS,SPCL INDUST	107 251	189 064	114 580
342 LIQUEFIED PROPANE,BUTANE	171 576	5 077	3 059	731 METAL REMOVAL WORK TOOLS	6 784	27 816	16 765
344 PETROLEUM GASES, NES	203 031	6 159	3 733	733 MACH-TOOLS,METAL-WORKING	23 214	39 045	23 598
351 ELECTRIC CURRENT, MWH	615 018	40 549	24 274	735 PARTS,NES.FOR MACH-TOOLS	27 672	45 668	27 608
411 ANIMAL OILS AND FATS	93 748	10 415	6 274	737 METALWORKING MACHNRY NES	60 375	55 555	33 569
421 FIXED VEG.FAT,OILS, SOFT	304 233	26 348	16 170	741 HEATING,COOLNG EQUIP,PART	323 405	481 176	290 774
422 FIXED VEG.FAT,OILS,OTHER	16 800	3 718	2 248	742 PUMPS FOR LIQUIDS,PARTS	119 857	281 058	169 930
431 ANIMAL, VEG.FATS,OILS,NES	95 530	7 326	4 456	743 PUMPS NES,CENTRIFUGS ETC	102 446	273 585	165 370
511 HYDROCARBONS,NES,DERIVTS	1 441 843	177 574	107 091	744 MECHANICAL HANDLING EQUIP	508 515	407 460	246 626
512 ALCOHOL,PHENOL,ETC.DERIV	1 668 573	235 719	142 766	745 OTH.NONELEC MCH,TOOL,NES	50 483	93 530	56 622
513 CARBOXYLIC ACIDS,DERIVTS	1 501 675	269 500	162 925	746 BALL OR ROLLER BEARINGS	101 808	198 827	120 362
514 NITROGEN-FUNCT.COMPOUNDS	909 952	298 523	180 139	747 TAPS,COCKS,VALVES,ETC.	129 799	277 894	168 242
515 ORGANO-INORGANIC COMPNDS	336 028	177 205	107 500	748 TRANSMISSIONS SHAFTS ETC	121 919	157 133	94 830
516 OTHER ORGANIC CHEMICALS	704 230	120 701	72 983	749 NON-ELECT MACH.PARTS,ETC	76 081	174 396	105 474
522 INORGANIC CHEM.ELEMENTS	4 143 942	213 636	129 150	751 OFFICE MACHINES	40 264	206 796	125 284
523 METAL. SALTS, INORGAN.ACID	1 187 828	65 158	39 436	752 AUTOMATC.DATA PROC.EQUIP	35 151	1 048 702	634 392
524 OTHER CHEMICAL COMPOUNDS	173 960	25 880	15 590	759 PARTS,FOR OFFICE MACHINS	29 461	411 503	248 501
525 RADIO-ACTIVE MATERIALS	21 212	129 248	78 125	761 TELEVISION RECEIVERS ETC	182 676	405 475	245 810
531 SYNTH.COLOURS,LAKES,ETC.	52 615	108 551	65 505	762 RADIO-BROADCAST RECEIVER	9 963	77 879	47 039
532 DYEING,TANNING MATERIALS	14 992	4 426	2 694	763 SOUND RECORDER,PHONOGRPH	43 640	242 717	145 569
533 PIGMENTS, PAINTS, ETC.	512 127	228 811	138 466	764 TELECOMM.EQUIP.PARTS NES	43 128	434 596	262 027
541 MEDICINES,ETC.EXC.GRP542	41 476	191 682	115 584	771 ELECT POWER MACHNRY.PARTS	67 389	113 621	68 741
542 MEDICAMENTS	90 270	651 062	393 038	772 ELEC.SWITCH.RELAY.CIRCUT	101 289	531 148	321 293
551 ESSENTL.OIL,PERFUME,FLAVR	36 082	121 869	73 606	773 ELECTR DISTRIBT.EQPT NES	480 241	312 260	189 248
553 PERFUMERY,COSMETICS,ETC.	291 420	947 913	573 150	774 ELECTRO-MEDCL,XRAY EQUIP	2 536	35 375	21 452
554 SOAP,CLEANERS,POLISH,ETC	737 244	152 960	92 507	775 DOM.ELEC,NON-ELEC.EQUIPT	491 452	720 547	436 305
562 FERTILIZER,EXCEPT GRP272	2 313 098	44 892	27 207	776 TRANSISTORS,VALVES,ETC.	72 737	566 868	341 984
571 POLYMERS OF ETHYLENE	2 041 754	241 958	146 468	778 ELECTRIC MACH.APPT,NES	431 759	606 392	367 010
572 POLYMERS OF STYRENE	1 007 721	177 343	107 370	781 PASS.MOTOR VEHCLS.EX.BUS	2 986 204	5 079 295	3 087 491
				782 GOODS,SPCL TRANSPORT VEH	409 550	667 398	404 265
				783 ROAD MOTOR VEHICLES NES	126 834	345 344	209 280

7 IMPORTS AND EXPORTS (SPECIAL TRADE) BY COUNTRIES OF PRODUCTION AND CONSUMPTION AND BY GROUPS OF THE SITC-REV. III 1993

GROUP DESCRIPTION	DT = 100 KG	1 000 DM	1 000 \$	GROUP DESCRIPTION	DT = 100 KG	1 000 DM	1 000 \$
784 PARTS,TRACTORS,MOTOR VEH	1 814 021	2 990 066	1 812 084	285 ALUMINIUM ORE,CONCTR,ETC	160 312	11 120	6 734
785 CYCLES,MOTORCYCLES ETC.	45 976	124 465	75 352	287 ORE,CONCENTR,BASE METALS	56 460	1 966	1 203
786 TRAILERS,SEMI-TRAILER,ETC	139 943	96 093	58 445	288 NON-FERROUS WASTE,SCRAP	887 552	86 464	52 584
791 RAILWAY VEHICLES,EQUIPNT	56 365	18 811	11 361	289 PREC.METAL ORES,CONCTR	465	493	299
792 AIRCRAFT,ASSTOCT,EQUIPNT	89 068	9 782 762	5 937 144	291 CRUDE ANIMAL MATERIALS,NES	1 495 732	61 106	37 019
793 SHIP,BOAT,FLOAT,STRUCTRS	68 537	12 468	7 529	292 CRUDE VEG.MATERIALS, NES	149 886	107 798	65 596
811 PREFABRICATED BUILDINGS	49 220	31 053	18 793	321 COAL,NOT AGGLOMERATED	1 975 531	64 359	39 012
812 PLUMBING,SANITRY,EQPT,ETC	276 393	203 513	123 142	322 BRIQUETTES,LIGNITE,PEAT	3 871 350	89 814	54 438
813 LIGHTING FIXTURES ETC,NES	48 063	74 988	45 197	325 COKE,SEMI-COKE,RET,CARBON	79 146	2 628	1 590
821 FURNITURE,CUSHIONS,ETC.	422 268	352 663	214 121	334 PETROLEUM PRODUCTS	22 819 273	690 650	419 200
831 TRUNK,SUIT-CASES,BAG,ETC	15 777	38 492	23 344	335 RESIDUE PETROL PRODUCTS	3 921 974	87 656	53 042
841 MENS,BOYS CLOTHING,X-KNIT	14 011	78 378	47 385	342 LIQUEFIED PROPANE,BUTANE	483 343	18 710	11 281
842 WOMEN,GIRL CLOTHING,XKNIT	30 860	274 337	165 855	344 PETROLEUM GASES, NES			
843 MENS,BOYS CLOTHING,KNIT	2 647	25 524	15 509	351 ELECTRIC CURRENT, MWH	25 170	3 343	2 044
844 WOMEN,GIRLS CLOTHING,KNIT	10 403	102 852	62 360	411 ANIMAL OILS AND FATS	314 387	14 665	8 873
845 OTHR.TEXTILE APPAREL,NES	26 351	267 427	161 747	421 FIXED VEG.FAT,OILS, SOFT	243 851	23 399	14 104
846 CLOTHING ACCESSRS,FABRIC	8 519	45 658	27 582	422 FIXED VEG.FAT,OILS,OTHER	135 179	14 223	8 551
848 CLOTHING,NONXTL,HEADGEAR	7 315	47 371	28 831	431 ANIMAL,VEG.FATS,OILS,NES	436 771	55 422	33 584
851 FOOTWEAR	70 356	209 748	126 583	511 HYDROCARBONS,NES,DERIVTS	2 466 366	174 097	105 452
871 OPTICAL INSTRUMENTS,NES	427	21 129	12 790	512 ALCOHOL,PHENOL,ETC.DERIV	1 829 756	216 363	130 655
872 MEDICAL INSTRUMENTS NES	17 941	121 140	73 354	513 CARBOXYLIC ACIDS,DERIVTS	1 041 831	235 452	142 615
873 METERS,COUNTERS,NES	2 893	13 406	8 107	514 NITROGEN-FUNCT.COMPOUNDS	976 219	322 516	195 388
874 MEASURE,CONTROL INSTRMNT	53 487	507 314	306 742	515 ORGANO-INORGANIC COMPNDS	291 727	341 618	206 829
881 PHOTOGRAPH APPAR,ETC,NES	1 619	13 687	8 222	516 OTHER ORGANIC CHEMICALS	835 930	152 428	92 365
882 PHOTO,CINEMATOGRPH,SUPPL	120 256	256 812	155 609	522 INORGANIC CHEM.ELEMENTS	3 438 989	282 119	170 778
883 CINE.FILM EXPOSD.DEVELOPD	33	926	561	523 METAL.SALTS,INORGAN.ACID	2 347 672	175 397	105 974
884 OPTICAL GOODS NES	6 316	102 698	62 269	524 OTHER CHEMICAL COMPOUNDS	140 925	66 670	40 283
885 WATCHES AND CLOCKS	4 203	45 719	27 767	525 RADIO-ACTIVE MATERIALS	7 989	61 302	37 296
891 ARMS AND AMMUNITION	7 006	14 215	8 642	531 SYNTH.COLOURS,LAKES,ETC.	138 145	211 697	128 424
892 PRINTED MATTER	456 436	207 722	125 569	532 DYEING,TANNING MATERIALS	33 589	8 211	4 964
893 ARTICLES,NES,OF PLASTICS	968 580	673 335	407 310	533 PIGMENTS, PAINTS, ETC.	1 408 640	525 060	317 935
894 BABY CARRIAGE,TOYS,GAMES	73 587	100 634	60 672	541 MEDICINES,ETC.EXC.GRP542	52 750	537 876	324 054
895 OFFICE,STATIONERY SUPPLS	17 887	53 493	32 370	542 MEDICAMENTS	67 260	249 117	150 625
896 WORKS OF ART,ANTIQUE ETC	932	61 151	36 960	551 ESSNTL.OIL,PERFUME,FLAVR	47 988	95 229	57 565
897 GOLD,SILVERWARE,JEWEL NES	616	54 935	33 007	553 PERFUMERY,COSMETICS,ETC.	202 871	199 761	121 009
898 MUSICAL INSTRUMENTS,ETC.	221 656	412 555	248 397	554 SOAP,CLEANERS,POLISH,ETC	1 317 509	310 786	188 204
899 MISC MANUFACTD GOODS NES	42 633	126 370	76 450	562 FERTILIZER,EXCEPT GRP272	5 506 300	123 903	74 803
961 COIN NONGOLD NONCURRENT	8	2 315	1 408	571 POLYMERS OF ETHYLENE	1 634 654	224 955	136 181
971 GOLD,NONMONTY EXCL ORES	42	45 850	27 548	572 POLYMERS OF STYRENE	905 583	184 319	111 700
972 MONETARY GOLD,GOLD COINS		2 115	1 288	573 POLYMERS,VINYL CHLORIDE	1 143 275	182 433	110 580
EXPORTS	205 235 408	77 323 369	46 819 214	574 POLYACETAL,POLYCARBONATE	882 199	349 477	212 064
001 LIVE ANIMALS	144 744	51 420	31 179	575 OTH.PLASTIC,PRIMARY FORM	3 491 633	881 416	534 552
011 BOVINE MEAT	1 016 698	643 821	389 627	579 PLASTIC WASTE, SCRAP ETC	146 540	2 898	1 762
012 OTHER MEAT, MEAT OFFAL	127 680	65 231	39 290	581 PLASTIC TUBE,PIPE,HOSE	169 938	110 584	66 992
016 MEAT,ED.OFFL,DRY,SLT,SMK	29 898	29 073	17 551	582 PLASTIC PLATE,SHEETS,ETC	1 163 389	747 372	453 065
017 MEAT,OFFL,PRPD,PRSD,NES	128 395	102 393	62 014	593 MONOFILAMENT OF PLASTICS	214 550	117 935	71 495
022 MILK AND CREAM	2 384 697	447 859	272 063	591 INSECTICIDES, ETC.	385 694	577 962	348 808
023 BUTTER,OTHER FAT OF MILK	83 259	52 507	31 889	592 STARCHES,INULIN,ETC.	495 653	197 534	83 271
024 CHEESE AND CURD	245 569	171 154	103 396	593 EXPLOSIVES,PYROTECHNICS	33 111	17 677	10 684
025 EGGS,BIRDS,YOLKS,ALBUMIN	47 260	8 153	4 938	597 PREPRED ADDITIVES,LIQUIDS	260 472	92 252	55 732
034 FISH,FRESH,CHILLED,FROZN	167 548	89 131	53 781	598 MISC.CHEMICAL PRODS,NES	4 491 719	721 459	436 947
035 FISH,DRIED,SALTED,SMOKED	1 751	2 740	1 653	600 CPL IND PLANT CHAP 69-76	1 017	2 115	1 313
036 CRUSTACEANS,MOLLUSCS ETC	1 726	4 735	2 902	611 LEATHER	32 322	54 047	32 796
037 FISH ETC.PRPD,PRSD,NES	153 837	90 291	54 520	612 MANUFACT. LEATHER ETC,NES	2 088	9 306	5 626
041 WHEAT, MESLIN, UNMILLED	1 122 044	47 027	28 388	613 FURSKINS,TANNED,DRESSED	176	1 940	1 191
042 RICE	27 101	2 794	1 685	621 MATERIALS OF RUBBER	257 199	170 086	102 932
043 BARLEY, UNMILLED	275 335	8 738	5 352	625 RUBBER TYRES,TUBES,ETC.	631 673	425 091	256 796
044 MAIZE UNMILLED	330 974	14 066	8 447	629 ARTICLES OF RUBBER, NES	89 798	208 565	126 389
045 OTHER CEREALS, UNMILLED	12 483	710	433	633 CORK MANUFACTURES	2 333	7 490	4 542
046 MEAL,FLOUR OF WHEAT,MSLN	397 277	28 619	17 327	634 VENEERS, PLYWOOD, ETC.	1 609 300	132 468	80 167
047 OTHER CEREAL MEAL,FLOURS	71 160	4 236	2 556	635 WOOD MANUFACTURES, NES	315 439	68 367	41 405
048 CEREAL PREPARATIONS	1 151 106	441 640	266 958	641 PAPER AND PAPERBOARD	9 246 344	1 274 591	771 910
054 VEGETABLES	130 109	22 429	13 557	642 PAPER,PAPERBOARD,CUT ETC	2 239 401	968 508	586 695
056 VEGETABLES,PRPD,PRSD,NES	225 329	62 594	37 848	651 TEXTILE YARN	834 843	609 604	369 977
057 FRUIT,NUTS EXCL.OIL NUTS	167 621	46 355	27 938	652 COTTON FABRICS, WOVEN	176 587	196 152	119 007
058 FRUIT,PRESERVED,PREPARED	433 905	178 313	107 990	653 FABRICS,MAN-MADE FIBRES	396 923	283 989	172 322
059 FRUIT, VEGETABLE JUICES	886 413	106 493	64 375	654 OTH.TEXTILE FABRIC,WOVEN	13 315	32 544	19 667
061 SUGARS,MOLASSES,HONEY	415 893	44 332	26 752	655 KNIT.CROCHET,FABRIC NES	68 429	157 857	95 684
062 SUGAR CONFECTIONERY	68 014	34 478	20 824	656 TULLE,LACE,EMBROIDRY,ETC	11 949	39 087	23 692
071 COFFEE,COFFEE SUBSTITUTE	124 585	109 561	66 204	657 SPECIAL YARN,TXTL.FABRIC	411 530	401 390	242 732
072 COCOA	305 469	98 476	59 584	658 TEXTILE ARTICLES NES	45 946	79 876	48 446
073 CHOCOLATE,OTH.COCOA PREP	362 752	183 564	111 025	659 FLOOR COVERINGS, ETC.	55 011	70 465	42 701
074 TEA AND MATE	8 078	5 893	3 552	661 CLAY,CEMENT,CONSTR.MATRL	2 360 019	48 350	29 361
075 SPICES	14 628	17 743	10 743	662 LIME,REFRCT.CONSTR.MATRL	1 970 022	225 618	136 603
081 ANIMAL FEED STUFF	1 394 659	133 990	81 156	663 MINERAL MANUFACTURES,NES	3 257 213	311 273	188 383
091 MARGARINE AND SHORTENING	137 616	21 982	13 257	664 GLASS	1 049 484	351 749	213 039
098 EDIBLE PROD.PREPRNTS,NES	903 959	220 077	133 528	665 GLASSWARE	3 152 099	311 732	188 746
111 NON-ALCOHOL.BEVERAGE,NES	450 238	55 219	33 533	666 POTTERY	56 881	58 193	35 335
112 ALCOHOLIC BEVERAGES	772 979	91 301	55 307	667 PEARLS,PRECIOUS STONES			
121 TOBACCO, UNMANUFACTURED	30 823	3 678	2 230	671 PIG IRON,SPIEGELEISN,ETC	1 443 470	85 316	51 751
122 TOBACCO, MANUFACTURED	205 525	512 584	309 266	672 INGOTS ETC.IRON OR STEEL	2 171 689	133 955	80 995
211 HIDES,SKINS(EX.FURS),RAW	33 317	8 375	5 072	673 FLAT-ROLLED IRON ETC.	7 153 406	523 435	317 653
212 FURSKINS, RAW	49	870	526	674 FLAT-ROLLED PLATED IRON	2 349 828	239 561	145 430
222 OILSEED(SFT.FIX VEG.OIL)	912 206	40 503	24 253	675 FLAT-ROLLED, ALLOY STEEL	1 314 130	252 345	152 989
223 OILSEED(OTH.FIX.VEG.OIL)	8 665	973	586	676 IRON,STL.BAR,SHAPES ETC.	5 650 334	477 564	289 646
231 NATURAL RUBBER, ETC.	7 772	1 403	847	677 RAILWAY TRACK IRON,STEEL	16 805	5 659	3 442
232 SYNTHETIC RUBBER, ETC.	599 330	103 657	62 830	678 WIRE OF IRON OR STEEL	841 003	88 802	53 838
245 FUEL WOOD, WOOD CHARCOAL	3 051	451	272	679 TUBES,PIPES,ETC.IRON,STL	1 404 186	307 832	188 771
246 WOOD IN CHIPS, PARTICLES	2 888 786	23 612	14 289	681 SILVER,PLATINUM,ETC.	571	25 707	15 544
247 WOOD ROUGH,ROUGH SQUARED	1 168 228	12 865	7 763	682 COPPER	1 352 623	767 885	464 789
248 WOOD, SIMPLY WORKED	1 104 796	75 745	45 831	683 NICKEL	69 940	94 758	57 384
251 PULP AND WASTE PAPER	3 776 389	30 780	18 567	684 ALUMINIUM	1 244 652	608 675	368 491
261 SILK	2 640	2 809	1 700	685 LEAD	58 691	9 082	5 518
263 COTTON	121 559	18 921	11 487	686 ZINC	341 866	72 559	43 916
265 VEGETABLE TEXTILE FIBRES	280	124	75	687 TIN	1 728	2 316	1 402
266 SYNTHETIC FIBRES	318 943	98 355	59 625	689 MISC.NON-FERR.BASE METAL	9 808	14 469	8 778
267 OTHER MAN-MADE FIBRES	103 086	34 542	20 862	691 METALLIC STRUCTURES NES	973 289	377 840	229 384
268 WOOL, OTHER ANIMAL HAIR	22 526	13 867	8 402	692 CONTAINERS, STORAGE,TRNSP	321 284	169 967	102 979
269 WORN CLOTHING,TXTL.ARTL	217 360	16 635	10 075	693 WIRE PRODUCTS EXCL.ELECT	451 049	87 472	53 038
272 FERTILIZERS, CRUDE	93 102	2 218	1 345	694 NAILS,SCREWS,NUTS,ETC.	239 771	210 158	127 241
273 STONE, SAND AND GRAVEL	7 500 642	15 435	9 316	695 TOOLS	86 747	359 288	223 643
274 SULPHUR,UNRSTD.IRON PYRS	847 582	7 433	4 516	696 CUTLERY	27 207	140 104	84 785
277 NATURAL ABRASIVES, NES	322	7 329	4 430	697 HOUSEHOLD EQUIPMENT,NES	85 947	107 877	65 398
278 OTHER CRUDE MINERALS	17 223 968	128 431	77 797	699 MANUFACTS.BASE METAL,NES	883 859	855 654	518 383
281 IRON ORE, CONCENTRATES	37 828	55	35	700 CPL IND PLANT (84/85/87)	566	3 376	2 045
282 FERROUS WASTE AND SCRAP	4 933 086	80 245	48 722	711 STEAM GENER. BOILERS,ETC.	8 486	6 509	3 976
				712 STEAM TURBINES	2 740	27 854	17 064
				713 INTRNL COMBUS PSTN ENGIN	543 812	1 079 392	653 287

7 IMPORTS AND EXPORTS (SPECIAL TRADE) BY COUNTRIES OF PRODUCTION AND CONSUMPTION AND BY GROUPS OF THE SITC-REV. III 1989

GROUP DESCRIPTION	DT = 100 KG	1 000 DM	1 000 \$	GROUP DESCRIPTION	DT = 100 KG	1 000 DM	1 000 \$
714 ENGINES,MOTORS NON-ELECT	12 361	296 929	177 084	054 VEGETABLES	2 655 735	371 228	224 542
716 ROTATING ELECTRIC PLANT	162 249	388 444	235 325	056 VEGETABLES,PRPD,PRSD,NES	601 139	78 098	47 219
718 OTH.PWR.GENRTNG.MACHNRY	31 231	485 344	292 949	057 FRUIT,NUTS EXCL.OIL NUTS	629 772	93 215	56 057
721 AGRIC.MACHINES,EX.TRACTR	265 299	345 741	209 342	058 FRUIT,PRESERVED,PREPARED	345 012	80 302	48 522
722 TRACTORS	177 130	214 708	129 765	059 FRUIT,VEGETABLE JUICES	104 767	18 858	11 432
723 CIVIL ENGINEERING EQUIPT	345 837	346 026	210 216	061 SUGARS,MOLASSES,HONEY	831 684	89 990	54 226
724 TEXTILE,LEATHER MACHINES	73 116	326 040	197 752	062 SUGAR CONFECTIONERY	118 686	47 178	28 597
725 PAPER,PULP MILL MACHINES	26 277	109 571	66 324	071 COFFEE,COFFEE SUBSTITUTE	53 148	61 380	30 968
726 PRINTNG,BOOKBINDNG MACHS	61 975	285 462	173 335	072 COCOA	15 216	6 282	3 784
727 FOOD-PROCESS.MCH.NON DOM	12 532	81 190	49 072	073 CHOCOLATE,OTH.COCOA PREP	286 347	198 966	120 382
728 OTH.MACH,PTS,SPCL INDUST	286 545	853 242	515 571	074 TEA AND MATE	891	394	233
731 METAL REMOVAL WORK TOOLS	56 705	291 524	176 629	075 SPICES	796	517	310
733 MACH-TOOLS,METAL-WORKING	29 615	97 297	59 091	081 ANIMAL FEED STUFF	539 268	34 610	20 814
735 PARTS,NES,FOR MACH-TOOLS	23 034	125 920	76 152	091 MARGARINE AND SHORTENING	280 305	37 346	22 438
737 METALWORKING MACHNRY NES	105 537	140 955	85 441	098 EDIBLE PROD.PREPRTN,NES	438 775	133 600	80 728
741 HEATING,COOLNG EQUIP,PART	188 749	453 677	274 590	111 NON-ALCOHOL.BEVERAGE,NES	282 139	22 916	13 880
742 PUMPS FOR LIQUIDS,PARTS	151 948	853 034	516 988	112 ALCOHOLIC BEVERAGES	303 446	29 627	17 964
743 PUMPS NES,CESTRIFUGS ETC	225 457	640 499	387 983	121 TOBACCO, UNMANUFACTURED	1 206	855	520
744 MECHANICAL HANDLING EQUIP	417 501	621 331	376 535	122 TOBACCO, MANUFACTURED	38 744	83 597	50 504
745 OTH.NONELEC MCH,TOOL,NES	155 535	680 552	411 349	111 HIDES,SKINS(EX.FURS),RAW	8 518	1 590	971
746 BALL OR ROLLER BEARINGS	133 752	279 404	169 754	212 FURSKINS, RAW	24	206	126
747 TAPS,COCKS,VALVES,ETC.	155 128	549 035	333 143	222 OILSEED(SFT.FIX VEG.OIL)	63 680	2 558	1 557
748 TRANSMISSIONS SHAFTS ETC	316 095	457 533	277 246	223 OILSEED(OTH.FIX.VEG.OIL)	114 055	7 563	4 561
749 NON-ELECT MACH.PARTS,ETC	126 532	324 095	196 103	231 NATURAL RUBBER, ETC.	5 874	1 674	1 024
751 OFFICE MACHINES	47 468	283 091	171 295	232 SYNTHETIC RUBBER, ETC.	248 401	62 188	37 652
752 AUTOMATC.DATA PROC.EQUIP	53 153	1 245 895	753 131	245 FUEL WOOD, WOOD CHARCOAL	46 569	1 521	903
759 PARTS,FOR OFFICE MACHINS	52 728	638 605	385 807	246 WOOD IN CHIPS, PARTICLES	480 008	1 429	865
761 TELEVISION RECEIVERS ETC	100 579	245 280	148 171	247 WOOD ROUGH,ROUGH SQUARED	2 063 278	36 102	21 897
762 RADIO-BROADCAST RECEIVER	19 812	143 158	86 984	248 WOOD, SIMPLY WORKED	102 984	10 689	6 479
763 SOUND RECORDER,PHONOGRPH	26 138	223 203	134 572	251 PULP AND WASTE PAPER	484 103	14 321	8 702
764 TELECOMM.EQUIP,PARTS NES	83 062	670 603	405 645	261 SILK	26	60	37
771 ELECT POWER MACHNY,PARTS	95 383	222 017	134 462	263 COTTON	29 728	2 581	1 559
772 ELEC.SWITCH,RELAY,CIRCUIT	180 580	1 497 430	907 240	264 JUTE,OTH.TEXTL.BAST FIBR	10 791	473	289
773 ELECTR.DISTRIB. EQPT NES	239 380	196 054	118 678	265 VEGETABLE TEXTILE FIBRES	35 542	7 203	4 358
774 ELECTRO-MEDCL,XRAY EQUIP	8 574	191 679	115 716	266 SYNTHETIC FIBRES	69 175	20 379	12 338
775 DOM.ELEC,NON-ELEC.EQUIPT	564 688	788 957	477 637	267 OTHER MAN-MADE FIBRES	98 212	29 349	17 793
776 TRANSISTORS,VALVES,ETC.	127 187	655 420	395 886	268 WOOL, OTHER ANIMAL HAIR	42 386	32 301	19 673
778 ELECTRIC.MACH.APPLART,NES	449 072	1 385 126	837 902	269 WORN CLOTHING,TEXTL.ARTL	16 056	1 027	619
781 PASS.MOTOR VEHCLS.EX.BUS	2 289 612	5 016 547	3 032 884	272 FERTILIZERS, CRUDE	144 054	4 971	3 038
782 GOODS,SPCL TRANSPORT VEH	357 937	670 648	404 490	273 STONE, SAND AND GRAVEL	4 131 372	17 209	10 430
783 ROAD MOTOR VEHICLES NES	259 807	562 037	338 015	274 SULPHUR,UNRSTD.IRON PYRS	19 759	194	117
784 PARTS,TRACTORS,MOTOR VEH	2 008 855	2 502 191	1 517 532	277 NATURAL ABRASIVES, NES	228	1 927	1 165
785 CYCLES,MOTORCYCLES ETC.	24 312	90 136	54 718	278 OTHER CRUDE MINERALS	6 369 918	61 165	37 091
786 TRAILERS,SEMI-TRAILR,ETC	240 185	249 547	151 240	282 FERROUS WASTE AND SCRAP	452 021	10 179	6 171
791 RAILWAY VEHICLES.EQUIPNT	30 469	45 342	27 375	287 ORE,CONCENTR.BASE METALS	8 262	4 174	2 526
792 AIRCRAFT,ASSOCD.EQUIPNT	109 452	10 750 214	6 512 790	288 NON-FERROUS WASTE,SCRAP	326 659	54 304	32 729
793 SHIP,BOAT,FLOAT,STRUCTRS	6 979	8 833	5 390	289 PREC.METAL ORES,CONCRTS	793	13 128	7 928
811 PREFABRICATED BUILDINGS	81 203	8 286	5 007	291 CRUDE ANIMAL MATERLS,NES	45 571	11 348	6 848
812 PLUMBING,SANITRY,EQPT.ETC	249 352	215 399	130 134	292 CRUDE VEG.MATERIALS, NES	97 591	41 126	24 745
813 LIGHTING FIXTURES ETC.NES	52 488	139 917	84 584	321 COAL,NOT AGGLOMERATED	2 149 115	36 718	22 126
821 FURNITURE,CUSHIONS,ETC.	799 668	600 394	363 840	322 BRIQUETTES,LIGNITE,PEAT	15 240	278	168
831 TRUNK,SUIT-CASES,BAG,ETC	14 706	49 015	29 743	325 COKE,SEMI-COKE,RET.CARBON	1 579 454	32 574	19 699
841 MENS,BOYS CLOTHING,X-KNIT	23 087	215 953	130 701	334 PETROLEUM PRODUCTS	30 411 356	921 999	557 904
842 WOMEN,GIRL CLOTHING,XKNIT	29 577	369 497	223 430	335 RESIDUAL PETROL.PRODUCTS	3 392 676	77 179	46 737
843 MENS,BOYS CLOTHING,KNIT	2 066	12 195	7 377	342 LIQUEFIED PROPANE,BUTANE	929 036	30 489	18 460
844 WOMEN,GIRLS CLOTHING,KNIT	8 912	58 649	35 529	344 PETROLEUM GASES, NES	586 555	14 568	8 798
845 OTHR.TEXTILE APPAREL,NES	20 231	152 392	92 184	351 ELECTRIC CURRENT, MWH	495	43 475	26 300
846 CLOTHING ACCESSRS,FABRIC	6 769	48 822	29 479	411 ANIMAL OILS AND FATS	63 987	6 313	3 807
848 CLOTHING,NONTEXTL;HEADGEAR	5 108	37 277	22 522	421 FIXED VEG.FAT,OILS, SOFT	166 511	16 598	10 000
851 FOOTWEAR	42 772	194 914	118 164	422 FIXED VEG.FAT,OILS,OTHER	45 221	5 374	3 248
871 OPTICAL INSTRUMENTS,NES	3 158	107 234	64 534	431 ANIMAL,VEG.FATS,OILS,NES	4 855 821	40 482	24 461
872 MEDICAL INSTRUMENTS NES	31 637	333 469	201 507	432 HYDROCARBONS,NES,DERIVTS	4 828 745	313 424	190 321
873 METERS,COUNTERS,NES	8 854	87 145	52 876	512 ALCOHOL,PHENOL,ETC.DERIV	1 362 689	80 858	48 982
874 MEASURE,CONTROL INSTRMNT	63 628	1 087 031	657 182	513 CARBOXYLIC ACIDS,DERIVTS	1 740 252	217 091	131 387
881 PHOTOGRAPH APPAR.ETC.NES	14 932	193 979	117 162	514 NITROGEN-FUNCT.COMPOUNDS	1 276 537	350 124	212 118
882 PHOTO.CINEMATOGRPH.SUPPL	230 556	370 341	224 214	515 ORGANO-INORGANIC COMPNDS	831 319	257 988	156 238
883 CINE.FILM EXPOSD.DEVELOP	14	120	72	516 OTHER ORGANIC CHEMICALS	1 831 006	188 706	114 290
884 OPTICAL GOODS NES	2 131	92 921	56 267	522 INORGANIC CHEM.ELEMENTS	4 787 109	197 621	119 718
885 WATCHES AND CLOCKS	9 248	124 288	75 227	523 METAL.SALTS,INORGAN.ACID	1 661 302	77 412	46 926
891 ARMS AND AMMUNITION	10 217	41 902	25 221	524 OTHER CHEMICAL COMPOUNDS	490 985	38 395	23 183
892 PRINTED MATTER	1 143 787	487 243	294 132	525 RADIO-ACTIVE MATERIALS	1 808	201 844	121 405
893 ARTICLES,NES,OF PLASTICS	1 053 432	934 861	565 986	531 SYNTH.COLOURS,LAKES,ETC.	74 698	78 143	47 208
894 BABY CARRIAGE,TOYS,GAMES	126 923	234 274	141 492	532 DYEING,TANNING MATERIALS	1 892	2 056	1 246
895 OFFICE,STATIONERY SUPPLS	57 280	158 730	96 152	533 PIGMENTS, PAINTS, ETC.	689 279	266 279	161 114
896 WORKS OF ART,ANTIQUE ETC	70	30 882	18 413	541 MEDICINES,ETC.EXC.GRP542	32 632	141 144	85 369
897 GOLD,SILVERWARE,JEWEL NES	653	56 415	34 088	542 MEDICAMENTS	28 034	343 425	207 355
898 MUSICAL INSTRUMENTS,ETC.	177 285	423 123	256 541	551 ESSENTL.OIL,PERFUME,FLAVR	25 968	26 209	15 899
899 MISC MANUFCTRD GOODS NES	69 996	190 381	115 341	553 PERFUMERY,COSMETICS,ETC.	58 271	68 453	41 317
941 COMPL IND PLANT CHAPT 99	345	218	133	554 SOAP,CLEANERS,POLISH,ETC	665 055	150 664	91 108
961 COIN NONGOLD NONCURRENT	22	171	103	562 FERTILIZER,EXCEPT GRP272	5 906 056	105 034	63 962
971 GOLD,NONMONTY EXCL ORES	38	13 794	8 310	571 POLYMERS OF ETHYLENE	2 856 074	388 187	235 239
972 MONETARY GOLD,GOLD COINS		149	90	572 POLYMERS OF STYRENE	1 264 734	212 454	128 732
				573 POLYMERS,VINYL CHLORIDE	569 710	70 782	42 844
				574 POLYACETAL,POLYCARBONATE	1 105 567	414 551	251 708
				575 OTH.PLASTIC,PRIMARY FORM	3 049 808	529 875	320 744
BELGIUM LUX				579 PLASTIC WASTE, SCRAP ETC	30 977	1 846	1 109
IMPORTS	174 071 047	34 010 176	20 612 759	581 PLASTIC TUBE,PIPE,HOSE	54 159	67 909	41 022
001 LIVE ANIMALS	158 517	41 568	25 130	582 PLASTIC PLATE,SHEETS,ETC	950 191	596 258	360 616
011 BOVINE MEAT	124 482	94 728	57 060	583 MONOFILAMENT OF PLASTICS	13 226	10 423	6 336
012 OTHER MEAT, MEAT OFFAL	1 865 283	713 951	431 611	591 INSECTICIDES, ETC.	69 736	119 152	71 243
016 MEAT,ED.OFFL,DRY,SLT,SMK	34 932	35 043	21 168	592 STARCHES,INULIN,ETC.	346 854	37 312	46 550
017 MEAT,OFFL,PRPD,PRSD,NES	234 465	167 210	101 169	593 EXPLOSIVES,PYROTECHNICS	5 883	13 500	8 129
022 MILK AND CREAM	1 924 523	237 487	143 325	597 PREPRD ADDITIVES,LIQUIDS	370 026	74 110	44 795
023 BUTTER,OTHER FAT OF MILK	143 968	61 646	37 137	598 MISC.CHEMICAL PRODOTS,NES	1 982 624	315 166	191 052
024 CHEESE AND CURD	112 055	78 442	47 186	611 LEATHER	4 081	9 685	5 855
025 EGGS,BIRDS,YOLKS,ALBUMIN	209 988	39 385	23 707	612 MANUFACT. LEATHER ETC.NES	979	3 201	1 942
034 FISH,FRESH,CHILLED,FROZN	10 585	6 254	3 770	613 FURSKINS,TANNED,DRESSED	1 770	9 780	5 913
035 FISH,DRIED,SALTED,SMOKED	1 423	723	433	621 MATERIALS OF RUBBER	285 749	149 614	90 443
036 CRUSTACEANS,MOLLUSCS ETC	7 585	12 049	7 262	625 RUBBER TYRES,TUBES,ETC.	293 730	184 270	111 714
037 FISH ETC.PRPD,PRSD,NES	17 613	13 916	8 398	629 ARTICLES OF RUBBER, NES	31 897	46 517	28 132
041 WHEAT, MESLIN, UNMILLED	667 895	23 940	14 560	633 CORK MANUFACTURES	397	348	210
042 RICE	85 021	10 921	6 552	634 VENEERS, PLYWOOD, ETC.	3 402 149	163 964	99 329
043 BARLEY, UNMILLED	92 604	3 039	1 838	635 WOOD MANUFACTURES, NES	156 606	66 905	40 399
044 MAIZE UNMILLED	20 362	4 422	2 603	641 PAPER AND PAPERBOARD	2 493 937	532 778	321 933
045 OTHER CEREALS, UNMILLED	65 977	2 491	1 519	642 PAPER,PAPERBOARD,CUT ETC	276 467	114 713	65 328
046 MEAL,FLOUR OF WHEAT,MSLN	240 690	14 392	8 671	641 TEXTILE YARN	441 052	231 650	140 445
047 OTHER CEREAL MEAL,FLOURS	9 787	964	578	652 COTTON FABRICS, WOVEN	55 024	92 328	55 883
048 CEREAL PREPARATIONS	554 147	175 344	106 253	653 FABRICS,MAN-MADE FIBRES	113 394	208 322	126 193

7 IMPORTS AND EXPORTS (SPECIAL TRADE) BY COUNTRIES OF PRODUCTION AND CONSUMPTION AND BY GROUPS OF THE SITC-REV. III 1993

GROUP DESCRIPTION	DT = 100 KG	1 000 DM	1 000 \$	GROUP DESCRIPTION	DT = 100 KG	1 000 DM	1 000 \$
654 OTH.TEXTILE FABRIC,WOVEN	23 471	37 499	22 653	884 OPTICAL GOODS NES	39	2 491	1 507
655 KNIT,CROCHET,FABRIC NES	7 568	15 128	9 188	885 WATCHES AND CLOCKS	2 437	13 233	7 998
656 TULLE,LACE,EMBROIDRY,ETC	4 535	7 788	4 716	891 ARMS AND AMMUNITION	10 513	14 886	9 024
657 SPECIAL YARN,TXTL.FABRIC	216 887	228 533	137 978	892 PRINTED MATTER	100 755	71 120	43 099
658 TEXTILE ARTICLES NES	49 542	75 732	45 942	893 ARTICLES,NES,OF PLASTICS	491 117	402 553	243 685
659 FLOOR COVERINGS, ETC.	1 278 607	693 739	419 426	894 BABY CARRIAGE,TOYS,GAMES	15 626	23 877	14 478
661 LIME,CEMENT,CONSTR.MATRL	10 324 900	141 902	85 744	895 OFFICE, STATIONERY SUPPLS	3 465	7 158	4 343
662 CLAY,REFRCT,CONSTR.MATRL	1 225 530	70 847	42 784	896 WORKS OF ART,ANTIQUE ETC	147	4 727	2 890
663 MINERAL MANUFACTURES,NES	2 205 328	218 578	131 985	897 GOLD,SILVERWARE,JEWL NES	285	3 648	2 198
664 GLASS	2 323 848	343 411	207 463	898 MUSICAL INSTRUMENTS,ETC.	50 181	164 406	99 572
665 GLASSWARE	623 549	69 383	41 966	899 MISC MANUFCTRD GOODS NES	17 994	33 730	20 362
666 POTTERY	29 527	50 580	30 630	901 COIN NONGOLD NONCURRENT	5	812	488
667 PEARLS,PRECIOUS STONES	.	.	.	971 GOLD,NONMONTRY EXCL COINS	330	139 473	84 906
671 PIG IRON,SPIEGELISEN,ETC	120 186	22 887	13 886	972 MONETARY GOLD,GOLD COINS	14	23 172	14 478
672 INGOTS ETC.IRON OR STEEL	2 257 458	343 155	208 242	EXPORTS	189 399 706	42 744 491	25 910 041
673 FLAT-ROLLED IRON ETC.	10 504 809	711 951	431 126	001 LIVE ANIMALS	251 386	80 795	49 134
674 FLAT-ROLLED PLATED IRON	4 468 532	439 962	266 062	011 BOVINE MEAT	41 196	26 809	16 209
675 FLAT-ROLLED, ALLOY STEEL	551 214	159 817	97 023	012 OTHER MEAT, MEAT OFFAL	111 681	32 804	19 647
676 IRON,STL.BAR,SHAPES ETC.	6 848 294	467 706	282 867	016 MEAT,ED.OFFL,DRY,SLT,SMK	6 417	9 484	5 737
677 RAILWAY TRACK IRON,STEEL	37 571	6 620	4 023	017 MEAT,OFFL.PRPD,PRSD,NES	65 176	58 469	35 372
678 WIRE OF IRON OR STEEL	695 882	132 164	80 007	022 MILK AND CREAM	1 954 931	333 681	202 187
679 TUBES,PIPES,ETC.IRON,STL	913 488	94 372	57 010	023 BUTTER,OTHER FAT OF MILK	178 828	81 025	49 481
681 SILVER,PLATINUM,ETC.	896	29 899	18 178	024 CHEESE AND CURD	378 942	237 496	143 782
682 COPPER	1 148 461	468 683	283 680	025 EGGS,BIRDS,YOLKS,ALBUMIN	11 282	1 562	942
683 NICKEL	4 996	5 014	3 048	034 FISH,FRESH,CHILLED,FROZN	43 168	28 980	17 476
684 ALUMINIUM	787 880	275 460	166 369	035 FISH,DRIED,SALTED,SMOKED	1 616	1 359	810
685 LEAD	263 573	18 849	11 423	036 CRUSTACEANS,MOLLUSCS ETC	1 604	2 070	1 247
686 ZINC	791 613	139 372	84 288	037 FISH ETC.PRPD,PRSD,NES	49 547	37 488	22 558
687 TIN	6 344	4 952	2 975	041 WHEAT, MESLIN, UNMILLED	3 600 483	134 417	81 478
689 MISC.NON-FERR.BASE METAL	16 564	28 428	17 277	042 RICE	78 081	9 947	6 027
691 METALLIC STRUCTURES NES	403 157	187 329	113 623	043 BARLEY, UNMILLED	289 197	10 476	6 365
692 CONTAINERS,STORAGE,TRNSP	194 105	62 285	37 781	044 MAIZE UNMILLED	24 474	2 548	1 556
693 WIRE PRODUCTS EXCL.ELECT	411 948	137 079	82 921	045 OTHER CEREALS, UNMILLED	93 589	2 554	1 519
694 NAILS,SCREWS,NUTS,ETC.	116 655	25 286	15 278	046 MEAL,FLOUR OF WHEAT,MSLN	371 615	18 770	11 335
695 TOOLS	10 322	62 653	38 062	047 OTHER CEREAL MEAL,FLOURS	19 165	942	572
696 CUTLERY	440	1 548	941	048 CEREAL PREPARATIONS	404 323	147 168	89 047
697 HOUSEHOLD EQUIPMENT,NES	50 808	54 799	33 189	054 VEGETABLES	371 799	36 978	22 307
699 MANUFACTS.BASE METAL,NES	181 517	115 758	70 035	056 VEGETABLES,PRPD,PRSD,NES	127 843	32 589	19 710
711 STEAM GENER. BOILERS,ETC.	1 748	2 892	1 743	057 FRUIT,NUTS EXCL.OIL NUTS	89 906	25 177	15 177
712 STEAM TURBINES	247	1 240	762	058 FRUIT,PRESERVED,PREPARED	140 257	47 571	28 801
713 INTRNL COMBUS PSTN ENGIN	17 616	27 786	16 849	059 FRUIT, VEGETABLE JUICES	746 849	78 413	47 482
714 ENGINES,MOTORS NON-ELECT	2 558	16 284	9 916	061 SUGARS,MOLASSES,HONEY	671 242	80 164	47 442
716 ROTATING ELECTRIC PLANT	13 044	50 680	30 624	062 SUGAR CONFECTIONERY	30 111	18 898	11 469
718 OTH.POWR.GENRTNG.MACHNRY	3 062	98 983	59 792	071 COFFEE,COFFEE SUBSTITUTE	252 485	174 088	105 083
721 AGRIC.MACHINES,EX.TRACTR	51 307	67 319	41 118	072 COCOA	82 952	29 229	17 707
722 TRACTORS	2 958	3 974	2 428	073 CHOCOLATE,OTH.COCOA PREP	168 412	85 000	51 414
723 CIVIL ENGINEERING EQUIPT	263 555	243 311	147 371	074 TEA AND MATE	1 652	2 092	1 257
724 TEXTILE,LEATHER MACHINES	58 370	54 019	32 365	075 SPICES	6 307	5 110	3 091
725 PAPER,PULP MILL MACHINES	9 585	16 092	9 674	081 ANIMAL FEED STUFF	2 138 524	127 014	76 934
726 PRINTNG,BOOKBINDNG MACHS	7 835	16 625	10 056	081 MARGARINE AND SHORTENING	46 894	9 299	5 599
727 FOOD-PROCESS.MCH.NON DOM	1 914	6 926	4 204	088 EDIBLE PROD.PREPRNTS,NES	387 852	149 809	90 733
728 OTH.MACH,PTS,SPCL INDUST	33 826	74 762	45 288	091 NON-ALCOHOL.BEVERAGE,NES	797 350	63 178	38 351
731 METAL REMOVAL WORK TOOLS	1 655	3 310	2 034	112 ALCOHOLIC BEVERAGES	329 473	66 969	40 460
733 MACH-TOOLS,METAL-WORKING	18 934	23 368	13 967	121 TOBACCO, UNMANUFACTURED	6 205	3 666	2 186
735 PARTS,NES,FOR MACH-TOOLS	9 201	16 284	9 866	122 TOBACCO, MANUFACTURED	54 369	94 012	56 602
737 METALWORKING MACHNRY NES	39 199	26 662	16 156	121 HIDES,SKINS(EX.FURS),RAW	38 095	8 903	5 403
741 HEATING,COOLING EQUIP,PART	28 442	73 914	44 982	212 FURSKINS, RAW	286	5 853	3 538
742 PUMPS FOR LIQUIDS,PARTS	6 917	36 081	21 996	212 OILSEED(SFT, FIX VEG.OIL)	2 109 722	80 622	48 453
743 PUMPS NES,CENTRIFUGS ETC	78 873	167 538	101 518	222 OILSEED(OTH.FIX.VEG.OIL)	9 864	574	349
744 MECHANICAL HANDLING EQUIP	55 436	41 788	25 279	231 NATURAL RUBBER, ETC.	3 685	637	383
745 OTH.NONELEC MCH,TOOL,NES	16 930	26 658	16 162	232 SYNTHETIC RUBBER, ETC.	580 848	79 730	48 350
746 BALL OR ROLLER BEARINGS	1 810	3 907	2 362	245 FUEL WOOD, WOOD CHARCOAL	13 780	574	349
747 TAPS,COCKS,VALVES,ETC.	37 160	140 497	85 126	246 WOOD IN CHIPS, PARTICLES	593 948	3 568	2 153
748 TRANSMISSIONS SHAFTS ETC	29 455	38 199	23 142	247 WOOD ROUGH,ROUGH SQUARED	646 087	5 880	3 519
749 NON-ELECT MACH.PARTS,ETC	19 246	56 642	34 311	248 WOOD, SIMPLY WORKED	885 496	56 737	34 288
751 OFFICE MACHINES	1 223	9 242	5 640	251 PULP AND WASTE PAPER	644 458	14 073	8 539
752 AUTOMATC.DATA PROC.EQUIP	9 589	104 339	62 976	261 SILK	416	543	325
759 PARTS,FOR OFFICE MACHINES	8 748	73 749	44 558	263 COTTON	36 002	5 748	3 496
761 TELEVISION RECEIVERS ETC	46 528	154 498	93 719	265 VEGETABLE TEXTILE FIBRES	3 800	248	147
762 RADIO-BROADCAST RECEIVER	3 021	29 168	17 687	266 SYNTHETIC FIBRES	211 832	73 080	44 479
763 SOUND RECORDER,PHONOGRPH	3 306	27 006	16 431	267 OTHER MAN-MADE FIBRES	100 071	25 650	15 489
764 TELECOMM.EQUIP,PARTS NES	39 731	229 438	138 686	268 WOOL, OTHER ANIMAL HAIR	25 780	9 228	5 568
771 ELECT POWER MACHNRY,PARTS	17 184	31 215	18 877	269 WORN CLOTHING,TEXTL.ARTL	362 379	24 286	14 807
772 ELEC.SWITCH.RELAY.CIRCUIT	26 836	184 330	110 986	272 FERTILIZERS, CRUDE	337 700	3 074	1 862
773 ELECTR DISTRIB,EQPT NES	169 038	117 424	70 948	273 STONE, SAND AND GRAVEL	24 153 467	53 292	32 295
774 ELECTRO-MEDCL,XRAY EQUIP	348	5 813	3 517	274 SULPHUR,UNRSTD,IRON PYRS	1 185 482	7 828	4 771
775 DOM.ELEC,NON-ELEC.EQUIPT	9 629	24 274	14 708	277 NATURAL ABRASIVES, NES	10 158	20 784	12 544
776 TRANSISTORS,VALVES,ETC.	15 224	84 608	51 232	278 OTHER CRUDE MINERALS	14 775 597	70 719	42 722
778 ELECTRIC.MACH,APPART,NES	205 282	360 796	218 489	281 IRON ORE, CONCENTRATES	562 875	1 435	863
781 PASS.MOTOR VEHCLS.EX.BUS	3 346 739	6 239 202	3 799 554	282 FERROUS WASTE AND SCRAP	8 653 836	220 916	134 405
782 GOODS,SPCL TRANSPORT VEH	234 409	298 747	182 490	285 ALUMINIUM ORE,CONCTR,ETC	48 349	6 586	3 554
783 ROAD MOTOR VEHICLES NES	25 847	35 102	21 328	287 ORE,CONCENTR.BASE METALS	4 983	369	226
784 PARTS,TRACTORS,MOTOR VEH	722 230	638 919	388 185	288 NON-FERROUS WASTE,SCRAP	1 382 495	198 098	120 119
785 CYCLES,MOTORCYCLES ETC.	12 275	18 213	11 058	289 PREC.METAL ORES,CONCTRSTS	1 880	6 995	4 235
786 TRAILERS,SEMI-TRAILR,ETC	58 522	40 325	24 373	291 CRUDE ANIMAL MATERIALS,NES	454 730	17 477	10 519
791 RAILWAY VEHICLES.EQUIPNT	36 249	8 059	4 878	292 CRUDE VEG.MATERIALS, NES	52 937	36 057	21 876
792 AIRCRAFT,ASSOCTD.EQUIPNT	4 171	97 695	59 202	321 COAL,NOT AGGLOMERATED	5 303 593	150 809	91 163
793 SHIP,BOAT,FLOAT,STRUCTRS	612	1 389	833	322 BRIQUETTES,LIGNITE,PEAT	3 822 836	52 364	31 560
811 PREFABRICATED BUILDINGS	243 132	61 456	37 261	325 COKE,SEMI-COKE,RET.CARBN	4 543 024	122 820	74 488
812 PLUMBING,SANITRY,EQPT.ETC	346 264	144 357	87 275	334 PETROLEUM PRODUCTS	7 994 226	210 558	127 470
813 LIGHTING FIXTURES ETC.NES	81 756	76 049	46 085	335 RESIDUAL PETROL.PRODUCTS	2 133 363	56 882	34 365
821 FURNITURE,CUSHIONS,ETC.	394 978	323 129	195 545	342 LIQUEFIED PROPANE,BUTANE	268 414	8 110	4 921
831 TRUNK,SUIT-CASES,BAG,ETC	42 043	81 057	48 723	344 PETROLEUM GASES, NES	218 528	7 764	4 719
841 MENS,BOYS CLOTHING,X-KNIT	42 273	189 624	114 623	351 ELECTRIC CURRENT	.	.	.
842 WOMEN,GIRL CLOTHING,XKNIT	14 811	95 154	57 593	411 ANIMAL OILS AND FATS	207 713	13 733	8 307
843 MENS,BOYS CLOTHING,KNIT	2 306	8 538	5 156	421 FIXED VEG.FAT,OILS, SOFT	366 430	30 019	18 273
844 WOMEN,GIRLS CLOTHING,KNIT	2 972	17 664	10 683	422 FIXED VEG.FAT,OILS,OTHER	49 177	5 296	3 185
845 OTHR.TEXTILE APPAREL,NES	15 422	64 591	39 119	431 ANIMAL,VEG.FATS,OILS,NES	249 181	30 669	18 495
846 CLOTHING ACCESSRS,FABRIC	5 223	14 180	8 551	511 HYDROCARBONS,NES,DERIVTS	6 599 608	395 218	238 356
848 CLOTHING,NONXTXL;HEADGEAR	9 864	13 350	8 116	512 ALCOHOL,PHENOL,ETC.DERIV	1 604 275	177 456	107 239
851 FOOTWEAR	10 240	17 350	10 595	513 CARBOXYLIC ACIDS,DERIVTS	1 108 022	152 850	92 547
871 OPTICAL INSTRUMENTS,NES	457	11 538	7 020	514 NITROGEN-FUNCT.COMPOUNDS	618 260	228 888	138 433
872 MEDICAL INSTRUMENTS NES	12 060	60 428	36 548	515 ORGAN-INOORGANIC COMPONS	190 246	109 309	66 098
873 METERS,COUNTERS,NES	4 239	35 959	21 845	516 OTHER ORGANIC CHEMICALS	1 984 386	259 674	157 292
874 MEASURE,CONTROL INSTRMNT	19 804	103 814	62 827	522 INORGANIC CHEM.ELEMENTS	4 521 721	183 382	111 138
881 PHOTOGRAPH APPAR,ETC.NES	1 180	16 779	10 076	523 METAL.SALTS, INORGAN.ACID	2 886 301	108 184	65 270
882 PHOTO.CINEMATOGRPH. SUPPL	174 437	243 956	147 218				
883 CINE.FILM EXPOSD.DEVELOPD	43	54	33				

7 IMPORTS AND EXPORTS (SPECIAL TRADE) BY COUNTRIES OF PRODUCTION AND CONSUMPTION AND BY GROUPS OF THE SITC-REV. III 1993

GROUP DESCRIPTION	DT = 100 KG	1 000 DM	1 000 \$	GROUP DESCRIPTION	DT = 100 KG	1 000 DM	1 000 \$
524 OTHER CHEMICAL COMPOUNDS	56 334	25 244	15 227	759 PARTS, FOR OFFICE MACHINS	12 766	184 324	111 120
525 RADIO-ACTIVE MATERIALS	287	7 847	4 764	761 TELEVISION RECEIVERS ETC	34 472	89 181	53 929
531 SYNTH. COLOURS, LAKES, ETC.	57 865	111 337	67 447	762 RADIO-BROADCAST RECEIVER	4 752	48 335	29 212
532 DYEING, TANNING MATERIALS	5 160	2 412	1 460	763 SOUND RECORDER, PHONOGRPH	20 693	151 845	91 825
533 PIGMENTS, PAINTS, ETC.	1 122 935	377 250	229 015	764 TELECOMM. EQUIP. PARTS NES	43 231	466 513	281 985
541 MEDICINES, ETC. EXC. GRP542	17 069	129 455	78 435	771 ELECT. POWER MACHNRY. PARTS	50 251	79 266	47 987
542 MEDICAMENTS	53 297	456 845	275 995	772 ELEC. SWITCH, RELAY, CIRCUIT	116 058	579 753	350 906
551 ESSNTL. OIL, PERFUME, FLAVR	13 404	30 922	18 699	773 ELECTR. DISTRIBUT. EQPT NES	161 989	236 528	142 755
553 PERFUMERY, COSMETICS, ETC.	121 018	95 229	57 679	774 ELECTRO-MEDCL. XRAY EQUIP	3 022	75 076	45 376
554 SOAP, CLEANERS, POLISH, ETC	1 061 497	226 982	137 538	775 DOM. ELEC. NON-ELEC. EQUIPT	322 406	449 780	272 397
562 FERTILIZER, EXCEPT GRP272	9 007 276	139 839	84 646	776 TRANSISTORS, VALVES, ETC.	95 179	256 355	160 800
571 POLYMERS OF ETHYLENE	1 128 584	142 593	86 534	778 ELECTRIC. MACH. APPART. NES	265 007	576 393	349 390
572 POLYMERS OF STYRENE	628 772	110 701	67 124	781 PASS. MOTOR VEHCLS. EX. BUS	4 418 436	6 525 155	3 961 095
573 POLYMERS, VINYL CHLORIDE	628 771	114 506	69 588	782 GOODS, SPCL. TRANSPORT VEH	231 400	254 686	153 812
574 POLYACETAL, POLYCARBONATE	385 628	141 546	85 781	783 ROAD MOTOR VEHICLES NES	86 270	177 245	107 687
575 OTH. PLASTIC, PRIMARY FORM	2 094 509	453 844	275 067	784 PARTS, TRACTORS, MOTOR VEH	3 919 243	3 990 035	2 427 151
579 PLASTIC WASTE, SCRAP ETC	235 333	8 650	5 229	785 CYCLES, MOTORCYCLES ETC.	9 339	25 746	15 637
581 PLASTIC TUBE, PIPE, HOSE	117 296	104 118	63 063	786 TRAILERS, SEMI-TRAILER, ETC	139 411	120 278	72 742
582 PLASTIC PLATE, SHEETS, ETC	600 709	393 643	238 545	791 RAILWAY VEHICLES, EQUIPNT	30 129	37 055	22 435
583 MONOFILAMENT OF PLASTICS	104 298	79 242	47 946	792 AIRCRAFT, ASSOC'D. EQUIPNT	824	56 347	33 716
591 INSECTICIDES, ETC.	54 333	89 695	54 312	793 SHIP, BOAT, FLOAT, STRUCTRS	46 204	2 689	1 617
592 STARCHES, INULIN, ETC.	222 757	101 250	61 251	800 CPL. IND. PLANT CHAP 90/94	221	2 796	1 701
593 EXPLOSIVES, PYROTECHNICS	8 287	6 683	4 041	811 PREFABRICATED BUILDINGS	12 607	5 841	3 546
597 PREPRD. ADDITIVES, LIQUIDS	200 892	64 349	39 025	812 PLUMBING, SANITRY, EQPT. ETC	157 894	134 672	81 507
598 MISC. CHEMICAL PRODS. NES	2 739 468	453 557	274 929	813 LIGHTING FIXTURES ETC. NES	30 946	78 345	47 391
600 CPL. IND. PLANT CHAP 69-76	10 213	13 631	8 370	821 FURNITURE, CUSHIONS, ETC.	751 211	606 806	368 288
611 LEATHER	20 547	11 176	6 811	831 TRUNK, SUIT-CASES, BAG, ETC	8 079	29 914	18 101
612 MANUFACT. LEATHER ETC. NES	943	6 160	3 721	841 MENS, BOYS CLOTHING, X-KNIT	23 400	242 646	146 375
613 FURSKINS, TANNED, DRESSED	222	1 049	634	842 WOMEN, GIRL CLOTHING, X-KNIT	22 745	376 505	227 756
621 MATERIALS OF RUBBER	130 356	103 228	62 446	843 MENS, BOYS CLOTHING, KNIT	3 605	20 869	12 668
625 RUBBER TYRES, TUBES, ETC.	444 707	287 692	174 457	844 WOMEN, GIRLS CLOTHING, KNIT	7 804	68 925	41 709
629 ARTICLES OF RUBBER, NES	61 365	122 614	74 285	845 OTHR. TEXTILE APPAREL, NES	17 755	188 494	113 886
633 CORK MANUFACTURES	1 302	2 894	1 762	846 CLOTHING ACCESSRS, FABRIC	4 946	38 244	23 087
634 VENEERS, PLYWOOD, ETC.	825 807	96 776	58 568	848 CLOTHING, NONXTXL; HEADGEAR	5 765	45 653	27 638
635 WOOD MANUFACTURES, NES	266 843	72 950	44 169	851 FOOTWEAR	20 251	117 175	70 849
641 PAPER AND PAPERBOARD	3 852 273	540 098	327 128	871 OPTICAL INSTRUMENTS, NES	879	22 826	13 784
642 PAPER, PAPERBOARD, CUT ETC	1 438 832	606 240	366 921	872 MEDICAL INSTRUMENTS NES	12 476	100 843	60 796
651 TEXTILE YARN	511 907	355 577	215 655	873 METERS, COUNTERS, NES	8 431	98 404	59 890
652 COTTON FABRICS, WOVEN	63 314	91 636	55 517	874 MEASURE, CONTROL INSTRMNT	28 605	425 068	257 341
653 FABRICS, MAN-MADE FIBRES	83 806	119 869	72 713	881 PHOTOGRAPH APPAR. ETC. NES	5 852	61 294	36 972
654 OTH. TEXTILE FABRIC, WOVEN	10 507	23 132	14 000	882 PHOTO. CINEMATOGRPH. SUPPL	59 983	129 647	78 366
655 KNIT, CROCHET, FABRIC NES	25 885	48 412	29 312	884 OPTICAL GOODS NES	806	42 143	25 496
656 TULLE, LACE, EMBROIDRY, ETC	6 720	21 674	13 157	885 WATCHES AND CLOCKS	2 513	31 082	18 781
657 SPECIAL YARN, TXTL. FABRIC	170 910	181 140	109 911	891 ARMS AND AMMUNITION	1 922	8 517	5 174
658 TEXTILE ARTICLES NES	34 645	46 370	28 092	892 PRINTED MATTER	241 915	266 791	161 132
659 FLOOR COVERINGS, ETC.	83 093	68 926	41 729	893 ARTICLES, NES, OF PLASTICS	632 602	541 383	327 906
661 CLAY, CEMENT, CONSTR. MATRL	4 118 682	76 484	46 475	894 BABY CARRIAGE, TOYS, GAMES	58 747	109 672	66 372
662 GLIM, REFRCT. CONSTR. MATRL	1 636 072	127 838	77 344	895 OFFICE, STATIONERY SUPPLS	14 861	44 448	26 324
663 MINERAL MANUFACTURES, NES	1 876 627	141 089	85 427	896 WORKS OF ART, ANTIQUE ETC	62	3 270	2 000
664 GLASS	683 482	149 071	90 460	897 GOLD, SILVERWARE, JEWEL NES	261	38 110	23 072
665 GLASSWARE	766 303	92 153	55 791	898 MUSICAL INSTRUMENTS, ETC.	87 973	181 836	98 243
666 POTTERY	33 333	58 653	35 552	899 MISC. MANUFACTRD GOODS NES	69 124	82 563	49 973
667 PEARLS, PRECIOUS STONES				941 COMPL. IND. PLANT CHAPT 99	2 074	2 934	1 777
671 PIG IRON, SPIEGELEISN, ETC	437 879	47 774	29 001	961 COIN NONGOLD NONCURRENT	8	79	47
672 INGOTS ETC. IRON OR STEEL	1 351 549	56 730	34 506	971 GOLD, NONMONTY EXCL ORES	270	11 145	6 737
673 FLAT-ROLLED IRON ETC.	5 529 925	423 974	258 018	972 MONETARY GOLD, GOLD COINS		1 923	1 169
674 FLAT-ROLLED PLATED IRON	1 893 112	232 624	141 259				
675 FLAT-ROLLED, ALLOY STEEL	2 048 224	463 970	281 182	NETHERLANDS			
676 IRON, STL. BAR, SHAPES ETC.	3 613 721	267 674	162 216	IMPORTS	663 921 577	49 954 818	30 218 174
677 RAILWAY TRACK IRON, STEEL	10 667	3 285	1 974	001 LIVE ANIMALS	1 033 213	251 848	151 934
678 WIRE OF IRON OR STEEL	189 642	34 605	20 955	011 BOVINE MEAT	528 199	367 455	221 497
679 TUBES, PIPES, ETC. IRON, STL	713 517	166 218	100 849	012 OTHER MEAT, MEAT OFFAL	5 376 545	1 700 613	1 027 415
681 SILVER, PLATINUM, ETC.	308	13 650	8 237	016 MEAT, ED. OFFL. DRY, SLT, SMK	8 997	11 308	6 839
682 COPPER	497 896	257 241	156 274	017 MEAT, OFFL. PRPD, PRSVD, NES	249 412	144 902	87 729
683 NICKEL	9 363	12 846	7 791	022 MILK AND CREAM	770 230	171 100	103 329
684 ALUMINIUM	725 911	320 481	194 172	023 BUTTER, OTHER FAT OF MILK	509 730	298 233	180 081
685 LEAD	63 318	11 150	6 776	024 CHEESE AND CURD	1 574 878	1 130 947	682 612
686 ZINC	305 725	51 728	31 275	025 EGGS, BIRDS, YOLKS, ALBUMIN	1 838 110	364 648	219 999
687 TIN	8 218	5 909	4 945	034 FISH, FRESH, CHILLED, FROZN	160 936	93 345	56 373
689 MISC. NON-FERR. BASE METAL	12 984	8 176	4 945	035 FISH, DRIED, SALTED, SMOKED	88 989	32 405	19 479
691 METALLIC STRUCTURES NES	381 450	180 065	109 089	036 CRUSTACEANS, MOLLUSCS ETC	46 406	11 294	6 802
692 CONTAINERS, STORAGE, TRNSP	246 022	92 908	56 253	037 FISH ETC. PREPRD, PRSVD. NES	144 835	78 670	47 559
693 WIRE PRODUCTS EXCL. ELECT	673 795	75 943	46 075	041 WHEAT, MESLIN, UNMILLED	1 019 693	35 394	21 549
694 NAILS, SCREWS, NUTS, ETC.	107 553	87 272	52 867	042 RICE	165 023	25 714	15 531
695 TOOLS	61 916	176 024	106 967	043 BARLEY, UNMILLED	93 037	3 550	2 115
696 CUTLERY	8 151	38 441	23 257	044 MAIZE UNMILLED	229 447	9 403	5 628
697 HOUSEHOLD EQUIPMENT, NES	63 872	68 309	41 446	045 OTHER CEREALS, UNMILLED	184 272	9 224	5 522
699 MANUFACTS. BASE METAL, NES	647 477	608 617	368 828	046 MEAL, FLOUR OF WHEAT, MSLN	44 497	2 546	1 532
700 CPL. IND. PLANT (84/85/87)	30 632	85 367	52 284	047 OTHER CEREAL MEAL, FLOURS	70 005	4 151	2 526
711 STEAM GENER. BOILERS, ETC.	3 663	7 696	4 682	048 CEREAL PREPARATIONS	1 016 022	262 930	158 631
712 STEAM TURBINES	191	3 142	1 876	054 VEGETABLES	14 707 879	1 662 658	1 007 164
713 INTRNL. COMBUS. PSTN ENGIN	318 706	706 055	424 911	056 VEGETABLES, PRPD, PRSVD, NES	4 104 238	676 312	407 844
714 ENGINES, MOTORS NON-ELECT	414	20 128	12 200	057 FRUIT, NUTS EXCL. OIL NUTS	1 435 890	142 507	86 101
716 ROTATING ELECTRIC PLANT	90 058	166 838	101 123	058 FRUIT, PRESERVED, PREPARED	712 165	125 024	75 544
718 OTH. POWR. GENRTNG. MACHNRY	8 836	133 579	80 297	059 FRUIT, VEGETABLE JUICES	253 181	70 711	42 764
721 AGRIC. MACHINES, EX. TRACTR	66 855	93 120	56 572	061 SUGARS, MOLASSES, HONEY	2 360 028	182 971	110 562
722 TRACTORS	30 584	42 708	25 818	062 SUGAR CONFECTIONERY	230 710	91 905	55 442
723 CIVIL ENGINEERING EQUIPT	149 834	125 939	76 344	071 COFFEE, COFFEE SUBSTITUTE	15 831	14 328	8 661
724 TEXTILE, LEATHER MACHINES	47 061	183 590	111 022	072 COCOA	502 017	196 969	119 023
725 PAPER, PULP MILL MACHINES	21 756	76 996	46 709	073 CHOCOLATE, OTH. COCOA PREP	470 703	221 019	133 288
726 PRINTING, BOOKBINDING MACHS	36 786	156 143	94 142	074 TEA AND MATE	4 670	8 356	5 055
727 FOOD-PROCESS. MCH. NON DOM	11 486	52 321	31 662	075 SPICES	22 003	7 597	4 551
728 OTH. MACH. PTS, SPCL. INDUST	146 917	437 586	264 358	081 ANIMAL FEED STUFF	12 668 504	689 105	416 545
731 METAL REMOVAL WORK TOOLS	15 682	57 602	34 687	091 MARGARINE AND SHORTENING	75 782	18 938	11 431
733 MACH-TOOLS, METAL-WORKING	13 951	37 923	23 126	098 EDIBLE PROD. PREPRPTS, NES	787 983	258 310	155 535
735 PARTS, NES, FOR MACH-TOOLS	17 201	48 939	29 691	111 NON-ALCOHOL. BEVERAGE, NES	988 076	86 168	51 945
737 METALWORKING MACHNRY NES	273 853	109 391	66 457	112 ALCOHOLIC BEVERAGES	713 326	108 088	65 320
741 HEATING, COOLING EQUIP, PART	136 301	291 372	176 293	121 TOBACCO, UNMANUFACTURED	650	430	262
742 PUMPS FOR LIQUIDS, PARTS	37 501	151 404	91 744	122 TOBACCO, MANUFACTURED	88 528	252 926	152 936
743 PUMPS NES, CENTRIFUGS ETC	166 362	335 574	203 047	121 HIDES, SKINS (EX. FURS), RAW	125 014	27 791	16 820
744 MECHANICAL HANDLING EQUIP	204 712	295 848	178 721	212 FURSKINS, RAW	498	5 260	3 131
745 OTH. NONELEC. MCH. TOOL, NES	80 765	302 389	193 092	222 OILSEED (SFT. FIX. VEG. OIL)	1 013 423	47 677	28 982
746 BALL OR ROLLER BEARINGS	27 783	83 199	50 438	223 OILSEED (OTH. FIX. VEG. OIL)	71 112	7 574	4 561
747 TAPS, COCKS, VALVES, ETC.	79 484	294 213	178 559	231 NATURAL RUBBER, ETC.	12 635	1 933	1 181
748 TRANSMISSIONS SHAFTS ETC	204 486	152 236	92 234	232 SYNTHETIC RUBBER, ETC.	558 343	112 111	67 856
749 NON-ELECT. MACH. PARTS, ETC	65 907	119 580	72 331	244 CORK, NATURAL, RAW; WASTE	1 079	574	344
751 OFFICE MACHINES	9 890	62 908	38 078				
752 AUTOMATC. DATA PROC. EQUIP	25 473	392 287	237 712				

7 IMPORTS AND EXPORTS (SPECIAL TRADE) BY COUNTRIES OF PRODUCTION AND CONSUMPTION AND BY GROUPS OF THE SITC-REV. III 1993

GROUP DESCRIPTION	DT = 100 KG	1 000 DM	1 000 \$	GROUP DESCRIPTION	DT = 100 KG	1 000 DM	1 000 \$
245 FUEL WOOD, WOOD CHARCOAL	12 253	728	437	683 NICKEL	1 652	1 586	965
246 WOOD IN CHIPS, PARTICLES	1 441 754	8 288	4 995	684 ALUMINIUM	1 288 277	468 283	283 017
247 WOOD ROUGH, ROUGH SQUARED	342 076	5 480	3 297	685 LEAD	49 439	4 067	2 449
248 WOOD, SIMPLY WORKED	223 749	37 891	22 858	686 ZINC	515 038	94 769	57 585
251 PULP AND WASTE PAPER	2 807 658	50 900	30 854	687 TIN	10 036	11 411	6 922
263 COTTON	23 412	1 960	1 189	689 MISC. NON-FERR. BASE METAL	13 084	7 279	4 358
264 JUTE, OTH. TEXTL. BAST FIBR	4 857	218	132	691 METALLIC STRUCTURES NES	913 183	251 390	151 838
265 VEGETABLE TEXTILE FIBRES	3 418	354	217	692 CONTAINERS, STORAGE, TRNSP	128 450	85 497	51 685
266 SYNTHETIC FIBRES	124 480	38 073	23 096	693 WIRE PRODUCTS EXCL. ELECT	2 370 922	127 352	77 264
267 OTHER MAN-MADE FIBRES	37 637	4 469	2 701	694 NAILS, SCREWS, NUTS, ETC.	118 077	41 123	24 926
268 WOOL, OTHER ANIMAL HAIR	3 157	1 502	907	695 TOOLS	39 215	83 586	50 445
269 WORN CLOTHING, TEXTL. ARTL	58 644	5 134	3 093	696 CUTLERY	4 659	15 268	9 162
272 FERTILIZERS, CRUDE	237 032	2 438	1 477	697 HOUSEHOLD EQUIPMENT, NES	63 540	54 781	33 070
273 STONE, SAND AND GRAVEL	7 153 265	31 014	19 030	699 MANUFACT. BASE METAL, NES	381 785	290 027	175 392
274 SULPHUR, UNRSTD. IRON PYRS	243 465	2 200	1 348	711 STEAM GENER. BOILERS, ETC.	13 082	16 465	9 922
277 NATURAL ABRASIVES, NES	814	667	400	712 STEAM TURBINES	7 294	30 608	18 635
278 OTHER CRUDE MINERALS	12 176 883	138 218	83 510	713 INTRNL COMBUS PSTN ENGIN	30 248	74 374	45 149
282 FERROUS WASTE AND SCRAP	1 808 017	42 901	26 113	714 ENGINES, MOTORS NON-ELECT	4 777	132 210	79 738
285 ALUMINIUM ORE, CONCTR. ETC	99 407	12 898	7 810	716 ROTATING ELECTRIC PLANT	11 678	32 564	19 736
287 ORE, CONCENTR. BASE METALS	19 107	12 110	7 349	718 OTH. POWR. GENRTNG. MACHNRY	10 233	29 212	17 699
288 NON-FERROUS WASTE, SCRAP	886 674	121 056	73 166	721 AGRIC. MACHINES, EX. TRACTR	59 654	74 139	44 985
289 PREC. METAL ORES, CONCTRSTS	1 541	17 383	10 439	722 TRACTORS	6 487	6 339	3 861
291 CRUDE ANIMAL MATERLS. NES	1 494 268	78 016	47 225	723 CIVIL ENGINEERING EQUIPT	58 383	50 823	30 734
292 CRUDE VEG. MATERIALS, NES	3 178 355	1 954 761	1 184 440	724 TEXTILE, LEATHER MACHINES	25 930	50 770	30 722
321 COAL, NOT AGGLOMERATED	782 438	7 417	4 488	725 PAPER, PULP MILL MACHINES	17 721	27 315	16 516
322 BRIQUETTES, LIGNITE, PEAT	596 287	6 989	4 248	726 PRINTING, BOOKBINDING MACHS	22 422	42 992	25 994
325 COKE, SEMI-COKE, RET. CARBN	925 000	15 314	9 227	727 FOOD-PROCESS. MCH. NON DOM	14 477	48 551	29 417
333 PETROLEUM OILS, CRUDE	77 833 803	1 704 238	1 033 021	728 OTH. MACH. PTS, SPCL INDUST	142 420	210 941	127 701
334 PETROLEUM PRODUCTS	189 252 498	5 409 213	3 268 813	731 METAL REMOVAL WORK TOOLS	5 827	12 895	7 780
335 RESIDUAL PETROL. PRODUCTS	5 746 282	177 044	107 181	733 MACH-TOOLS, METAL-WORKING	5 847	12 944	7 886
342 LIQUEFIED PROPANE, BUTANE	2 670 868	89 775	54 236	735 PARTS, NES, FOR MACH-TOOLS	18 415	23 583	14 282
344 PETROLEUM GASES, NES	196 864	6 041	3 676	737 METALWORKING MACHNRY NES	22 192	29 448	17 831
351 ELECTRIC CURRENT				741 HEATING, COOLING EQUIP, PART	52 328	126 268	76 252
411 ANIMAL OILS AND FATS	240 028	21 576	13 407	742 PUMPS FOR LIQUIDS, PARTS	19 342	44 482	26 887
421 FIXED VEG. FAT, OILS, SOFT	1 730 353	145 278	87 890	743 PUMPS NES, CENTRIFUGS ETC	40 957	106 424	64 315
422 FIXED VEG. FAT, OILS, OTHER	473 678	52 747	31 927	744 MECHANICAL HANDLING EQUIP	137 286	186 189	112 564
431 ANIMAL, VEG. FATS, OILS, NES	1 401 788	113 404	68 626	745 OTH. NONELEC MCH. TOOL, NES	38 794	111 950	67 541
511 HYDROCARBONS, NES, DERIVTS	8 413 735	493 017	297 935	746 BALL OR ROLLER BEARINGS	32 638	55 534	33 738
512 ALCOHOL, PHENOL, ETC. DERIV	4 572 893	201 069	121 381	747 TAPS, COCKS, VALVES, ETC.	40 330	113 121	68 494
513 CARBOXYLIC ACIDS, DERIVTS	1 308 082	200 944	121 441	748 TRANSMISSIONS SHAFTS ETC	38 930	30 052	18 229
514 NITROGEN-FUNCT. COMPOUNDS	876 220	179 581	108 865	749 NON-ELECT MACH. PARTS, ETC	16 321	53 300	32 270
515 ORGANO-INORGANIC COMPOUNDS	291 068	118 828	71 948	751 OFFICE MACHINES	46 787	255 825	154 229
516 OTHER ORGANIC CHEMICALS	3 201 686	294 915	178 244	752 AUTOMATC. DATA PROC. EQUIP	29 091	470 152	283 126
522 INORGANIC CHEM. ELEMENTS	4 119 108	220 799	133 573	759 PARTS, FOR OFFICE MACHINES	49 737	342 798	206 761
523 METAL, SALTS, INORGAN. ACID	2 061 548	112 171	67 764	761 TELEVISION RECEIVERS ETC	2 601	7 275	4 403
524 OTHER CHEMICAL COMPOUNDS	371 256	50 361	30 503	762 RADIO-BROADCAST RECEIVER	14 908	38 411	22 982
525 RADIO-ACTIVE MATERIALS	730	63 038	38 542	763 SOUND RECORDER, PHONOGRPH	788	8 506	5 135
531 SYNTH. COLOURS, LAKES, ETC.	13 906	19 254	11 634	764 TELECOMM. EQUIP. PARTS NES	48 241	246 788	148 794
532 DYEING, TANNING MATERIALS	4 316	4 837	2 923	771 ELECT POWER MACHNRY. PARTS	14 487	40 972	24 764
533 PIGMENTS, PAINTS, ETC.	1 459 567	362 391	219 484	772 ELECT. SWITCH, RELAY, CIRCUIT	29 539	196 167	118 779
541 MEDICINES, ETC. EXC. GRP542	12 920	118 157	71 689	773 ELECTR. DISTRIB. EQPT NES	97 509	63 101	41 544
542 MEDICAMENTS	42 571	170 587	103 002	774 ELECTRO-MEDCL. XRAY EQUIP	8 967	186 365	112 432
551 ESSENT. OIL, PERFUME, FLAVR	47 989	72 561	43 914	775 OTH. ELEC. NON-ELEC. EQUIPT	74 028	157 149	95 126
553 PERFUMERY, COSMETICS, ETC.	79 259	69 246	41 812	776 TRANSISTORS, VALVES, ETC.	20 325	232 682	141 191
554 SOAP, CLEANERS, POLISH, ETC	996 932	172 144	104 066	778 ELECTRIC MACH. APPART. NES	469 144	326 915	198 081
562 FERTILIZER, EXCEPT GRP272	17 702 021	346 503	209 768	781 PASS. MOTOR VEHCLS, EX. BUS	81 808	156 188	94 823
571 POLYMERS OF ETHYLENE	2 464 158	280 119	169 598	782 GOODS, SPCL. TRANSPORT VEH	143 270	229 031	139 149
572 POLYMERS OF STYRENE	1 101 079	235 937	142 546	783 ROAD MOTOR VEHICLES NES	17 627	17 721	10 774
573 POLYMERS, VINYL CHLORIDE	1 366 333	172 625	104 268	784 PARTS, TRACTORS, MOTOR VEH	478 454	406 282	246 302
574 POLYACETAL, POLYCARBONATE	1 369 970	458 624	276 634	785 CYCLES, MOTORCYCLES ETC.	58 422	107 862	65 263
575 OTH. PLASTIC, PRIMARY FORM	3 340 623	691 362	418 207	786 TRAILERS, SEMI-TRAILER, ETC	187 762	93 005	56 244
579 PLASTIC WASTE, SCRAP ETC	70 668	5 089	3 085	791 RAILWAY VEHICLES, EQUIPNT	56 092	60 817	36 789
581 PLASTIC TUBE, PIPE, HOSE	51 403	67 919	40 940	792 AIRCRAFT, ASSCOTO. EQUIPNT	6 038	319 717	193 580
582 PLASTIC PLATE, SHEETS, ETC	808 346	422 627	255 784	793 SHIP, BOAT, FLOAT. STRUCTRS	92 678	94 801	57 714
583 NONFILAMENT OF PLASTICS	9 160	7 352	4 450	811 PREFABRICATED BUILDINGS	261 775	80 741	48 832
591 INSECTICIDES, ETC.	81 643	64 683	39 238	812 PLUMBING, SANITRY, EQPT. ETC	266 508	132 157	80 048
592 STARCHES, INULIN, ETC.	1 456 043	246 049	148 405	813 LIGHTING FIXTURES ETC. NES	58 237	79 045	47 819
593 EXPLOSIVES, PYROTECHNICS	477	719	438	821 FURNITURE, CUSHIONS, ETC.	423 006	354 449	214 397
597 PREPRD ADDITIVES, LIQUIDS	420 050	69 096	41 760	831 TRUNK, SUIT-CASES, BAG, ETC	25 274	43 440	26 338
598 MISC. CHEMICAL PRODS. NES	1 633 806	320 551	194 064	841 MENS, BOYS CLOTHING, X-KNIT	14 616	62 274	37 704
611 LEATHER	13 254	36 484	22 017	842 WOMEN, GIRL CLOTHING, X-KNIT	29 291	192 199	116 446
612 MANUFACT. LEATHER ETC. NES	1 509	4 749	2 875	843 MENS, BOYS CLOTHING, KNIT	6 672	22 877	13 826
613 FURSKINS, TANNED, DRESSED	252	1 508	924	844 WOMEN, GIRLS CLOTHING, KNIT	15 343	63 242	38 260
621 MATERIALS OF RUBBER	67 419	38 510	32 321	845 OTHR. TEXTILE APPAREL, NES	70 707	237 075	143 282
625 RUBBER TYRES, TUBES, ETC.	327 864	221 913	134 842	846 CLOTHING ACCESSRS, FABRIC	8 568	26 799	16 159
629 ARTICLES OF RUBBER, NES	28 972	42 125	25 430	848 CLOTHING, NONTEXTL. HEADGEAR	10 965	40 273	24 329
633 CORK MANUFACTURES	12 171	10 674	6 451	851 FOOTWEAR	48 152	125 117	75 552
634 VENEERS, PLYWOOD, ETC.	194 173	18 045	10 938	871 OPTICAL INSTRUMENTS, NES	645	17 137	10 332
635 WOOD MANUFACTURES, NES	485 948	86 339	52 218	872 MEDICAL INSTRUMENTS NES	10 582	152 181	91 709
641 PAPER AND PAPERBOARD	4 601 217	563 875	341 120	873 METERS, COUNTERS, NES	6 221	12 810	7 742
642 PAPER, PAPERBOARD, CUT ETC	930 110	252 439	152 738	874 MEASURE, CONTROL INSTRMNT	12 680	205 678	124 394
651 TEXTILE YARN	425 588	310 779	187 956	881 PHOTOGRAPH APPAR. ETC. NES	1 945	23 007	13 921
652 COTTON FABRICS, WOVEN	36 294	70 512	42 595	882 PHOTO. CINEMATOGRPH. SUPPL	116 822	342 227	207 680
653 FABRICS, MAN-MADE FIBRES	58 849	131 320	79 316	884 OPTICAL GOODS NES	791	34 574	21 044
654 OTH. TEXTILE FABRIC, WOVEN	38 731	106 654	64 598	885 WATCHES AND CLOCKS	2 638	10 616	6 408
655 KNIT, CROCHET, FABRIC NES	21 335	41 439	25 067	891 ARMS AND AMMUNITION	705	1 346	816
656 TULLE, LACE, EMBROIDRY, ETC	9 741	13 246	7 928	892 PRINTED MATTER	228 277	175 867	106 756
657 SPECIAL YARN, TEXTL. FABRIC	154 578	176 758	106 687	893 ARTICLES, NES, OF PLASTICS	792 365	478 967	290 083
658 TEXTILE ARTICLES NES	51 834	64 627	39 063	894 BABY CARRIAGE, TOYS, GAMES	90 417	93 832	56 633
659 FLOOR COVERINGS, ETC.	440 354	218 842	132 219	895 OFFICE, STATIONERY SUPPLS	23 017	47 654	29 082
661 LIME, CEMENT, CONSTR. MATRL	1 945 356	47 115	28 055	896 WORKS OF ART, ANTIQUE ETC	961	5 765	3 474
662 CLAY, REFRCT. CONSTR. MATRL	5 481 047	182 166	110 229	897 GOLD, SILVERWARE, JEWEL NES	693	10 528	6 394
663 MINERAL MANUFACTURES, NES	1 803 220	118 414	71 671	898 MUSICAL INSTRUMENTS, ETC.	107 266	335 707	203 054
664 GLASS	409 672	93 475	56 460	899 MISC MANUFCTRD GOODS NES	158 971	190 952	115 246
665 GLASSWARE	561 254	53 870	32 532	961 COIN NONGOLD NONCURRENT	13	1 348	819
666 POTTERY	60 577	22 638	13 885	971 GOLD, NONMONTY EXCL. ORES	600	120 846	72 866
667 PEARLS, PRECIOUS STONES				972 MONETARY GOLD, GOLD COINS		801	486
671 PIG IRON, SPIEGELEISN, ETC	88 057	9 447	5 598	EXPORTS	515 548 150	48 317 009	29 246 700
672 INGOTS ETC. IRON OR STEEL	470 983	25 556	15 502	001 LIVE ANIMALS	837 662	250 163	150 786
673 FLAT-ROLLED IRON ETC.	3 919 463	250 623	151 575	011 BOVINE MEAT	144 382	80 921	48 906
674 FLAT-ROLLED PLATED IRON	938 846	116 147	70 091	012 OTHER MEAT, MEAT OFFAL	464 043	117 366	71 123
675 FLAT-ROLLED, ALLOY STEEL	76 530	22 700	13 718	016 MEAT, ED. OFFL, DRY, SLT, SMK	8 920	6 488	3 927
676 IRON, STL. BAR, SHAPES ETC.	2 927 707	194 602	117 254	017 MEAT, OFFL. PRPD, PRSVD, NES	93 527	73 397	44 351
677 RAILWAY TRACK IRON, STEEL	41 406	5 072	3 086	022 MILK AND CREAM	9 818 934	1 397 562	847 193
678 WIRE OF IRON OR STEEL	247 607	26 128	15 783	023 BUTTER, OTHER FAT OF MILK	122 656	70 111	43 023
679 TUBES, PIPES, ETC. IRON, STL	1 059 475	164 445	99 601	024 CHEESE AND CURD	235 494	126 531	76 224
681 SILVER, PLATINUM, ETC.	373	39 552	23 803				
682 COPPER	131 567	61 854	37 427				

7 IMPORTS AND EXPORTS (SPECIAL TRADE) BY COUNTRIES OF PRODUCTION AND CONSUMPTION AND BY GROUPS OF THE SITC-REV. III 1993

GROUP DESCRIPTION	DT = 100 KG	1 000 DM	1 000 \$	GROUP DESCRIPTION	DT = 100 KG	1 000 DM	1 000 \$
025 EGGS, BIRDS, YOLKS, ALBUMIN	89 152	22 976	13 910	598 MISC. CHEMICAL PRODS. NES	3 294 401	454 587	275 344
034 FISH, FRESH, CHILLED, FROZEN	207 387	60 894	36 851	600 CPL IND PLANT CHAP 69-76	9 146	21 972	13 074
035 FISH, DRIED, SALTED, SMOKED	1 917	2 011	1 185	611 LEATHER	71 991	60 577	36 721
036 CRUSTACEANS, MOLLUSCS ETC	257 474	35 684	21 525	612 MANUFACT. LEATHER ETC. NES	1 751	8 504	5 146
037 FISH ETC. PREP'D, PRSVD. NES	73 639	37 395	22 593	613 FURSKINS, TANNED, DRESSED	511	7 481	4 549
041 WHEAT, MESLIN, UNMILLED	4 658 900	167 553	101 279	621 MATERIALS OF RUBBER	224 577	122 380	73 853
042 RICE	38 480	3 683	2 216	625 RUBBER TYRES, TUBES, ETC.	341 422	238 581	143 803
043 BARLEY, UNMILLED	1 450 251	44 988	27 063	629 ARTICLES OF RUBBER, NES	55 370	106 874	64 761
044 MAIZE UNMILLED	903 652	31 010	18 814	633 CORK MANUFACTURES	768	1 543	934
045 OTHER CEREALS, UNMILLED	292 122	9 505	5 778	634 VENEERS, PLYWOOD, ETC.	1 906 885	188 344	114 146
046 MEAL, FLOUR OF WHEAT, MESLN	847 922	43 654	26 375	635 WOOD MANUFACTURES, NES	378 504	80 896	49 022
047 OTHER CEREAL MEAL, FLOURS	61 740	2 855	1 733	641 PAPER AND PAPERBOARD	6 181 854	820 867	497 366
048 CEREAL PREPARATIONS	681 454	177 629	107 377	642 PAPER, PAPERBOARD, CUT ETC	2 628 234	764 000	462 376
054 VEGETABLES	6 181 461	113 696	68 718	651 TEXTILE YARN	445 153	343 241	208 096
056 VEGETABLES, PRPD, PRSVD, NES	323 792	73 980	44 726	652 COTTON FABRICS, WOVEN	107 901	151 223	91 581
057 FRUIT, NUTS EXCL. OIL NUTS	279 392	45 822	27 577	653 FABRICS, MAN-MADE FIBRES	142 904	313 601	190 126
058 FRUIT, PRESERVED, PREPARED	254 272	69 369	41 970	654 OTH. TEXTILE FABRIC, WOVEN	64 259	125 494	76 002
059 FRUIT, VEGETABLE JUICES	1 079 535	122 606	74 211	655 KNIT, CROCHET, FABRIC NES	52 344	110 257	66 848
061 SUGARS, MOLASSES, HONEY	1 274 511	139 842	83 758	656 TULLE, LACE, EMBROIDRY, ETC	7 026	29 108	17 631
062 SUGAR CONFECTIONERY	183 150	73 387	44 374	657 SPECIAL YARN, TXTL. FABRIC	217 368	220 955	133 850
071 COFFEE, COFFEE SUBSTITUTE	187 396	116 642	70 293	658 TEXTILE ARTICLES NES	73 006	128 986	78 084
072 COCOA	162 814	24 447	14 777	659 FLOOR COVERINGS, ETC.	140 597	128 144	77 577
073 CHOCOLATE, OTH. COCOA PREP	255 826	131 551	79 452	661 LIME, CEMENT, CONSTR. MATRL	15 847 792	228 134	137 852
074 TEA AND MATE	8 122	8 937	5 414	662 CLAY, REFRCT. CONSTR. MATRL	867 651	81 085	49 102
075 SPICES	12 427	8 195	4 943	663 MINERAL MANUFACTURES, NES	3 537 047	197 833	119 835
081 ANIMAL FEED STUFF	18 140 435	507 410	306 752	664 GLASS	637 769	162 288	98 291
091 MARGARINE AND SHORTENING	121 520	17 549	10 660	665 GLASSWARE	1 707 959	188 456	113 819
098 EDIBLE PROD. PREPRTNS, NES	713 018	190 847	115 344	666 POTTERY	52 331	55 409	33 570
111 NON-ALCOHOL. BEVERAGE, NES	83 957 862	43 425	26 317	667 PEARLS, PRECIOUS STONES			
112 ALCOHOLIC BEVERAGES	527 806	107 453	64 937	671 PIG IRON, SPIEGELEISN, ETC	211 425	19 152	11 607
121 TOBACCO, UNMANUFACTURED	10 857	5 652	3 426	672 INGOTS ETC. IRON OR STEEL	900 332	48 492	29 314
122 TOBACCO, SKINS (EX. FURS), RAW	66 407	113 334	68 694	673 FLAT-ROLLED IRON ETC.	4 231 320	319 184	193 472
211 HIDES, SKINS (EX. FURS), RAW	319 330	82 690	50 164	674 FLAT-ROLLED PLATED IRON	2 023 760	245 344	148 339
212 FURSKINS, RAW	15	352	207	675 FLAT-ROLLED, ALLOY STEEL	624 319	159 078	96 362
222 OILSEED (SFT. FIX VEG. OIL)	2 014 730	79 747	48 193	676 IRON, STL. BAR, SHAPES ETC.	6 481 232	441 740	267 633
223 OILSEED (OTH. FIX. VEG. OIL)	49 665	3 354	2 025	677 RAILWAY TRACK IRON, STEEL	190 818	28 534	17 351
231 NATURAL RUBBER, ETC.	8 277	1 599	963	678 WIRE OF IRON OR STEEL	316 926	50 473	30 536
232 SYNTHETIC RUBBER, ETC.	254 414	38 909	23 601	679 TUBES, PIPES, ETC. IRON, STL	2 807 632	501 811	303 969
245 FUEL WOOD, WOOD CHARCOAL	5 878	992	604	681 SILVER, PLATINUM, ETC.	386	22 296	13 464
246 WOOD IN CHIPS, PARTICLES	835 700	12 541	7 547	682 COPPER	652 508	378 767	229 336
247 WOOD ROUGH, ROUGH SQUARED	128 776	4 399	2 672	683 NICKEL	28 789	32 743	20 071
248 WOOD, SIMPLY WORKED	1 430 825	81 872	45 505	684 ALUMINIUM	908 844	466 322	281 996
251 PULP AND WASTE PAPER	6 401 935	33 824	20 529	685 LEAD	78 811	9 310	5 648
261 SILK	123	99	62	686 ZINC	80 060	20 616	12 455
263 COTTON	72 452	11 944	7 258	687 TIN	4 733	3 287	1 990
265 VEGETABLE TEXTILE FIBRES	4 992	297	177	689 MISC. NON-FERR. BASE METAL	13 283	12 849	7 795
266 SYNTHETIC FIBRES	108 572	28 586	17 327	691 METALLIC STRUCTURES NES	821 352	315 649	191 121
267 OTHER MAN-MADE FIBRES	127 567	21 362	12 904	692 CONTAINERS, STORAGE, TRNSP	600 115	223 981	135 829
268 WOOL, OTHER ANIMAL HAIR	4 905	1 434	866	693 WIRE PRODUCTS EXCL. ELECT	360 937	68 591	41 536
269 WORN CLOTHING, TEXTL. ARTL	583 908	32 403	19 658	694 NAILS, SCREWS, NUTS, ETC.	217 328	156 183	94 492
272 FERTILIZERS, CRUDE	252 216	5 141	3 107	695 TOOLS	85 809	286 994	173 827
273 STONE, SAND AND GRAVEL	135 508 836	199 735	120 843	696 CUTLERY	13 769	69 749	42 201
274 SULPHUR, UNRSTD. IRON PYRS	1 531 711	11 003	6 686	697 HOUSEHOLD EQUIPMENT, NES	91 647	90 529	54 919
277 NATURAL ABRASIVES, NES	4 225 219	10 295	6 271	699 MANUFACT. BASE METAL, NES	776 139	686 700	416 161
278 OTHER CRUDE MINERALS	15 953 359	71 973	43 530	700 CPL IND PLANT (84/85/87)	10 741	22 787	13 872
281 IRON ORE, CONCENTRATES	141 044	259	158	711 STEAM GENER. BOILERS, ETC.	10 568	12 121	7 251
282 FERROUS WASTE AND SCRAP	25 807 875	423 288	257 204	712 STEAM TURBINES	4 296	28 105	17 120
283 COPPER ORES, CONCENTRATES	1 969	187	117	713 INTRNL COMBUS PSTN ENGIN	100 219	241 772	145 589
285 ALUMINIUM ORE, CONCTR. ETC	119 770	5 823	3 506	714 ENGINES, MOTORS NON-ELECT	3 318	96 784	58 394
287 ORE, CONCENTR. BASE METALS	19 313	1 809	1 083	716 ROTATING ELECTRIC PLANT	116 356	240 624	145 733
288 NON-FERROUS WASTE, SCRAP	1 253 441	148 763	90 165	718 OTH. POWR. GENRTNG. MACHNRY	21 767	138 563	83 853
289 PREC. METAL ORES, CONCENTR	205	1 111	674	721 AGRIC. MACHINES, EX. TRACTR	130 137	143 526	86 980
291 CRUDE ANIMAL MATERIALS, NES	393 915	29 791	18 032	722 TRACTORS	51 172	63 800	38 864
292 CRUDE VEG. MATERIALS, NES	208 832	113 353	68 649	723 CIVIL ENGINEERING EQUIP	152 023	176 918	107 270
321 COAL, NOT AGGLOMERATED	519 046	10 876	6 557	724 TEXTILE, LEATHER MACHINES	28 300	108 135	65 553
322 BRIQUETTES, LIGNITE, PEAT	13 146 976	68 599	41 616	725 PAPER, PULP MILL MACHINES	33 440	114 784	69 281
325 COKE, SEMI-COKE, RET. CARBN	416 389	7 599	4 599	726 PRINTNG, BOOKBINDNG MACHS	84 840	349 551	213 008
334 PETROLEUM PRODUCTS	16 373 262	358 071	216 987	727 FOOD-PROCESS. MCH. NON DDM	16 109	59 914	36 252
335 RESIDUAL PETROL. PRODUCTS	2 881 959	96 938	58 589	728 OTH. MACH. PTS, SPCL INDUSTR	206 550	557 556	337 239
342 LIQUEFIED PROPANE, BUTANE	1 781 625	45 885	27 756	731 METAL REMOVAL WORK TOOLS	26 153	71 432	43 204
344 PETROLEUM GASES, NES	935 023	31 124	18 884	733 MACH-TOOLS, METAL-WORKING	27 355	56 929	34 192
351 ELECTRIC CURRENT				735 PARTS, NES, FOR MACH-TOOLS	24 733	77 488	46 882
411 ANIMAL OILS AND FATS	913 745	57 996	35 058	737 METALWORKING MACHNRY NES	41 682	67 419	40 897
421 FIXED VEG. FAT, OILS, SOFT	3 069 091	234 147	141 515	741 HEATING, COOLING EQUIP, PART	165 386	364 577	220 324
422 FIXED VEG. FAT, OILS, OTHER	364 483	29 015	17 489	742 PUMPS FOR LIQUIDS, PARTS	60 214	241 826	146 209
431 ANIMAL, VEG. FATS, OILS, NES	1 800 981	133 558	80 872	743 PUMPS, NES, CENTRIFUGS ETC	130 768	381 397	230 642
511 HYDROCARBONS, NES, DERIVTS	7 904 615	418 471	253 602	744 MECHANICAL HANDLING EQUIP	222 664	338 136	204 116
512 ALCOHOL, PHENOL, ETC. DERIV	3 092 947	340 548	205 924	745 OTH. NONELEC MCH, TOOL, NES	78 763	353 257	213 491
513 CARBOXYLIC ACIDS, DERIVTS	2 300 795	354 270	214 670	746 BALL OR ROLLER BEARINGS	23 755	79 238	48 072
514 NITROGEN-FUNCT. COMPOUNDS	1 184 484	530 401	321 250	747 TAPS, COCKS, VALVES, ETC.	117 343	397 787	240 958
515 ORGANO-INORGANIC COMPOUNDS	1 139 585	177 091	106 214	748 TRANSMISSIONS SHAFTS ETC	121 992	247 332	149 628
516 OTHER ORGANIC CHEMICALS	2 705 207	304 197	184 651	749 NON-ELECT MACH. PARTS, ETC	60 245	141 591	85 817
522 INORGANIC CHEM. ELEMENTS	7 293 825	218 853	132 305	751 OFFICE MACHINES	38 850	212 897	128 745
523 METAL. SALTS, INORGAN. ACID	2 040 669	118 761	71 768	752 AUTOMATC. DATA PROC. EQUIP	77 205	992 745	601 099
524 OTHER CHEMICAL COMPOUNDS	53 815	29 083	17 510	753 PARTS, FOR OFFICE MACHINES	50 783	501 985	303 682
525 RADIO-ACTIVE MATERIALS	212	15 494	9 234	754 TELEVISION RECEIVERS ETC	47 015	125 157	75 735
531 SYNTH. COLOURS, LAKES, ETC.	69 294	116 937	70 760	762 RADIO-BROADCAST RECEIVER	7 179	39 486	23 910
532 DYEING, TANNING MATERIALS	48 140	9 495	5 729	763 SOUND RECORDER, PHONOGRPH	14 873	107 995	65 165
533 PIGMENTS, PAINTS, ETC.	1 509 383	384 304	232 835	764 TELECOMM. EQUIP. PARTS NES	60 652	395 183	238 874
541 MEDICINES, ETC. EXC. GRP542	29 447	183 817	111 157	771 ELECT POWER MACHNRY, PARTS	82 180	152 431	92 169
542 MEDICAMENTS	76 736	325 161	197 115	772 ELECT. SWITCH, RELAY, CIRCUIT	154 652	701 582	424 785
551 ESSENT. OIL, PERFUME, FLAVR	16 701	35 714	21 613	773 ELECTR DISTRIB. EQPT NES	203 034	189 699	114 778
553 PERFUMERY, COSMETICS, ETC.	180 271	194 423	117 566	774 ELECTRO-MEDCL. XRAY EQUIP	14 346	219 492	132 358
554 SOAP, CLEANERS, POLISH, ETC	876 694	197 861	119 717	775 DOM. ELEC. NON-ELEC. EQUIPT	556 158	794 063	480 703
562 FERTILIZER, EXCEPT GRP272	2 233 000	49 197	29 712	776 TRANSISTORS, VALVES, ETC.	19 697	399 650	240 674
571 POLYMERS OF ETHYLENE	948 832	118 498	71 708	778 ELECTRIC MACH. APPART. NES	268 421	629 359	380 490
572 POLYMERS OF STYRENE	463 931	103 118	62 520	781 PASS. MOTOR VEHCLS. EX. BUS	1 072 144	2 015 697	1 221 310
573 POLYMERS, VINYL CHLORIDE	566 555	92 116	55 846	782 GOODS, SPCL TRANSPORT VEH	349 202	420 852	254 302
574 POLYACETAL, POLYCARBONATE	728 342	207 793	125 773	783 ROAD MOTOR VEHICLES NES	74 058	128 475	77 451
575 OTH. PLASTIC, PRIMARY FORM	1 425 584	426 561	258 155	784 PARTS, TRACTORS, MOTOR VEH	556 502	782 016	473 118
579 PLASTIC WASTE, SCRAP ETC	348 923	13 802	8 349	785 CYCLES, MOTORCYCLES, ETC.	49 011	111 295	67 530
581 PLASTIC TUBE, PIPE, HOSE	150 169	107 583	65 177	786 TRAILERS, SEMI-TRAILER, ETC	365 490	330 519	200 457
582 PLASTIC PLATE, SHEETS, ETC	29 644 894	524 744	317 621	791 RAILWAY VEHICLES, EQUIPNT	264 361	566 210	340 345
583 MONOFILAMENT OF PLASTICS	103 470	79 560	48 218	792 AIRCRAFT, ASSOC'D. EQUIPNT	3 853	362 377	219 693
591 INSECTICIDES, ETC.	109 687	94 945	58 051	793 SHIP, BOAT, FLOAT. STRUCTRS	238 665	36 149	21 734
592 STARCHES, INULIN, ETC.	1 243 131	169 824	102 904	800 CPL IND PLANT CHAP 90/94	318	3 251	1 953
593 EXPLOSIVES, PYROTECHNICS	4 804	8 963	5 443	811 PREFABRICATED BUILDINGS	23 929	10 894	6 563
597 PREPRO ADDITIVES, LIQUIDS	119 920	46 633	28 131	812 PLUMBNG, SANITRY, EQPT. ETC	105 770	133 184	80 381

7 IMPORTS AND EXPORTS (SPECIAL TRADE) BY COUNTRIES OF PRODUCTION AND CONSUMPTION AND BY GROUPS OF THE SITC-REV. III 1993

GROUP DESCRIPTION	DT = 100 KG	1 000 DM	1 000 \$	GROUP DESCRIPTION	DT = 100 KG	1 000 DM	1 000 \$
813 LIGHTING FIXTURES ETC.NES	83 519	169 743	102 718	335 RESIDUAL PETROL.PRODUCTS	309 833	28 428	17 160
821 FURNITURE,CUSHIONS,ETC.	1 325 027	1 132 717	686 029	342 LIQUEFIED PROPANE,BUTANE	5 632	1 041	626
831 TRUNK,SUIT-CASES,BAG,ETC	10 538	29 390	17 800	344 PETROLEUM GASES, NES	284	197	119
841 MENS,BOYS CLOTHING,X-KNIT	46 961	458 671	277 749	351 ELECTRIC CURRENT, MMH	2 400	70 359	42 566
842 WOMEN,GIRL CLOTHING,XKNIT	61 813	786 252	475 533	411 ANIMAL OILS AND FATS	136 450	19 039	11 555
843 MENS,BOYS CLOTHING,KNIT	5 050	30 329	18 333	421 FIXED VEG.FAT,OILS, SOFT	111 797	56 890	34 265
844 WOMEN,GIRLS CLOTHING,KNIT	16 978	126 955	76 840	422 FIXED VEG.FAT,OILS,OTHER	159 182	41 751	25 278
845 OTHR.TEXTILE APPAREL,NES	43 462	347 788	210 027	431 ANIMAL,VEG.FATS,OILS,NES	420 144	35 519	21 531
846 CLOTHING ACCESSORS,FABRIC	12 997	102 132	61 595	511 HYDROCARBONS,NES,DERIVTS	391 142	35 381	21 475
848 CLOTHING,NONTXTL;HEADGEAR	13 385	69 661	42 063	512 ALCOHOL,PHENOL,ETC.DERIV	521 272	70 305	42 588
851 FOOTWEAR	46 485	219 672	132 933	513 CARBOXYLIC ACIDS,DERIVTS	438 542	106 930	64 644
871 OPTICAL INSTRUMENTS,NES	1 060	29 908	18 072	514 NITROGEN-FUNCT.COMPOUNDS	137 222	361 284	219 156
872 MEDICAL INSTRUMENTS NES	31 218	178 663	108 059	515 ORGANO-INORGANIC COMPNDS	59 707	103 084	62 473
873 METERS,COUNTERS,NES	12 610	67 351	40 785	516 OTHER ORGANIC CHEMICALS	328 629	58 049	35 070
874 MEASURE,CONTROL INSTRMNT	32 213	513 221	310 419	522 INORGANIC CHEM.ELEMENTS	471 593	42 038	25 529
881 PHOTOGRAPH APPAR,ETC.NES	9 219	78 159	47 249	523 METAL,SALTS,INORGAN.ACID	227 262	14 619	8 846
882 PHOTO.CINEMATOGRPH.SUPPL	94 979	165 288	99 958	524 OTHER CHEMICAL COMPOUNDS	31 191	105 456	64 225
883 CINE.FILM EXPOS.D,DEVELPD	7	90	53	525 RADIO-ACTIVE MATERIALS	8	9 002	5 472
884 OPTICAL GOODS NES	1 728	159 828	96 598	531 SYNTH.COLOURS,LAKES,ETC.	57 624	46 048	27 844
885 WATCHES AND CLOCKS	4 647	55 084	33 314	532 DYEING,TANNING MATERIALS	16 009	4 956	3 007
891 ARMS AND AMMUNITION	2 586	10 404	6 257	533 PIGMENTS, PAINTS, ETC.	159 420	59 414	35 979
892 PRINTED MATTER	503 474	368 003	221 424	541 MEDICINES,ETC.EXC.GRP542	7 854	77 522	46 890
893 ARTICLES,NES,OF PLASTICS	1 408 764	965 545	584 148	542 MEDICAMENTS	71 069	335 477	202 802
894 BABY CARRIAGE, TOYS,GAMES	114 364	185 372	111 716	551 ESSNTL.OIL, PERFUME,FLAVR	17 863	18 261	11 067
895 OFFICE,STATIONERY SUPPLS	32 414	79 659	48 337	553 PERFUMERY,COSMETICS,ETC.	54 518	81 548	49 254
896 WORKS OF ART,ANTIQUE ETC	119	6 476	3 950	554 SOAP,CLEANERS,POLISH,ETC	591 557	111 310	67 192
897 GOLD,SILVERWARE,JEWEL NES	815	81 890	49 430	562 FERTILIZER,EXCEPT GRP272	2 190 217	36 479	22 221
898 MUSICAL INSTRUMENTS,ETC.	78 506	298 514	179 892	571 POLYMERS OF ETHYLENE	810 259	87 218	52 736
899 MISC MANUFCTRD GOODS NES	111 881	172 804	104 459	572 POLYMERS OF STYRENE	236 975	51 504	31 118
941 COMPL IND PLANT CHAPT 99	48	426	252	573 POLYMERS,VINYL CHLORIDE	392 699	64 003	38 722
961 COIN NONGOLD NONCURRENT	4	214	128	574 POLYACETAL,POLYCARBONATE	349 462	110 061	66 626
971 GOLD,NONGMTRY EXCL DRES	66	111 429	67 278	575 OTH.PLASTIC,PRIMARY FORM	1 364 540	315 306	190 733
972 MONETARY GOLD,GOLD COINS		86	54	576 PLASTIC WASTE, SCRAP ETC	37 570	3 720	2 251
				581 PLASTIC TUBE,PIPE,HOSE	208 617	89 383	54 060
				582 PLASTIC PLATE,SHEETS,ETC	927 904	405 494	245 385
				583 MONOFILAMENT OF PLASTICS	34 555	15 055	9 088
ITALY				591 INSECTICIDES, ETC.	8 150	7 163	4 331
IMPORTS	108 502 756	48 179 018	29 132 181	592 STARCHES,INULIN,ETC.	139 828	27 337	16 546
001 LIVE ANIMALS	2 062	914	553	593 EXPLOSIVES, PYROTECHNICS	1 269	2 203	1 346
011 BOVINE MEAT	73 840	39 777	24 054	597 PREPRD ADDITIVES,LIQUIDS	136 096	36 528	22 128
012 OTHER MEAT, MEAT OFFAL	196 180	68 811	41 621	598 MISC.CHEMICAL PRODTS,NES	600 657	167 774	101 341
016 MEAT,ED.OFFL,DRY,SLT,SMK	43 332	78 576	47 475	611 LEATHER	112 927	506 166	306 377
017 MEAT,OFFL,PRPD,PRSD,NES	71 778	77 751	46 894	612 MANUFACT. LEATHER ETC.NES	3 190	9 180	5 544
022 MILK AND CREAM	226 600	23 825	14 398	613 FURSKINS,TANNED,DRESSED	1 264	7 606	4 621
023 BUTTER,OTHER FAT OF MILK	27 030	15 299	9 104	621 MATERIALS OF RUBBER	218 768	171 969	104 067
024 CHEESE AND CURD	206 621	199 899	120 844	625 RUBBER TYRES,TUBES,ETC.	410 263	282 867	171 585
025 EGGS,BIRDS,YOLKS,ALBUMIN	16 831	5 347	3 245	629 ARTICLES OF RUBBER, NES	106 873	213 799	129 298
034 FISH,FRESH,CHILLED,FROZN	25 707	20 022	12 114	633 CORK MANUFACTURES	4 786	5 023	3 049
035 FISH,DRYED,SALTED,SMOKED	741	257	178	634 VENEERS, PLYWOOD, ETC.	685 065	141 128	85 319
036 CRUSTACEANS,MOLLUSCS ETC	6 158	4 519	2 721	635 WOOD MANUFACTURES, NES	123 208	85 476	51 510
037 FISH ETC. PREPD,PRSD,NES	19 828	12 593	7 623	641 PAPER AND PAPERBOARD	2 956 779	474 985	287 109
041 WHEAT, MESLIN, UNMILLED	93 379	4 747	2 810	642 PAPER,PAPERBOARD,CUT ETC	1 197 064	311 035	187 505
042 RICE	640 178	70 481	42 480	651 TEXTILE YARN	695 706	654 084	396 277
043 BARLEY, UNMILLED	9 881	270	158	652 COTTON FABRICS, WOVEN	120 054	311 373	188 100
044 MAIZE UNMILLED	7 538	844	515	653 FABRICS,MAN-MADE FIBRES	181 096	603 700	365 038
045 OTHER CEREALS, UNMILLED	18 175	963	574	654 OTH.TEXTILE FABRIC,WOVEN	220 217	1 013 847	613 979
046 MEAL,FLOUR OF WHEAT,MSLN	49 050	3 654	2 200	655 KNIT,CROCHET.FABRIC NES	96 084	228 140	137 797
047 OTHER CEREAL MEAL,FLOURS	23 134	1 376	828	656 TULLE,LACE,EMBROIDRY,ETC	8 817	24 230	14 628
048 CEREAL PREPARATIONS	1 349 119	280 106	168 558	657 SPECIAL YARN,TXTL.FABRIC	174 201	182 810	110 505
054 VEGETABLES	4 438 527	476 012	289 241	658 TEXTILE ARTICLES NES	30 881	63 842	38 624
056 VEGETABLES,PRPD,PRSD,NES	2 212 420	244 370	147 729	659 FLOOR COVERINGS, ETC.	38 185	28 566	17 294
057 FRUIT,NUTS EXCL.OIL NUTS	10 531 118	1 290 034	778 285	661 LIME,CEMENT,CONSTR.MATRL	4 454 402	532 286	322 070
058 FRUIT,PRESERVED,PREPARED	1 172 682	176 363	106 710	662 CLAY,REFRCT.CONSTR.MATRL	9 067 498	964 413	582 808
059 FRUIT, VEGETABLE JUICES	998 706	146 020	88 541	663 MINERAL MANUFACTURES,NES	1 009 715	128 573	77 853
061 SUGARS,MOLASSES,HONEY	246 539	27 362	16 542	664 GLASS	963 221	242 540	146 773
062 SUGAR CONFECTIONERY	32 742	25 754	15 595	665 GLASSWARE	450 249	141 067	85 335
071 COFFEE,COFFEE SUBSTITUTE	38 875	37 400	22 680	666 POTTERY	162 798	81 879	49 526
072 COCOA	31 779	10 288	6 219	667 PEARLS,PRECIOUS STONES			
073 CHOCOLATE,OTH.COCOA PREP	213 627	115 239	69 629	671 PIG IRON,SPIEGELEISN,ETC	48 662	5 786	3 509
074 TEA AND MATE	2 237	257	150	672 INGOTS ETC.IRON OR STEEL	386 603	27 403	16 582
075 SPICES	2 206	981	587	673 FLAT-ROLLED IRON ETC.	1 360 989	93 705	57 050
081 ANIMAL FEED STUFF	89 347	10 060	6 101	674 FLAT-ROLLED PLATED IRON	460 655	50 562	30 534
098 EDIBLE PROD.PREPRDTS,NES	524 158	203 002	122 520	675 FLAT-ROLLED, ALLOY STEEL	457 708	122 429	74 037
111 NON-ALCOHOL.BEVERAGE,NES	364 054	32 857	19 797	676 IRON,STL.BAR,SHAPES ETC.	8 716 528	570 084	345 145
112 ALCOHOLIC BEVERAGES	4 221 253	810 808	489 769	677 RAILWAY TRACK IRON,STEEL	1 710	80	48
121 TOBACCO, UNMANUFACTURED	97 713	39 532	24 234	678 WIRE OF IRON OR STEEL	355 734	48 583	29 428
122 TOBACCO, MANUFACTURED	49	119	72	679 TUBES,PIPES,ETC.IRON,STL	3 786 083	476 780	288 633
211 HIDES,SKINS(EX.FURS),RAW	55 460	5 339	3 232	681 SILVER,PLATINUM,ETC.	16	1 938	1 167
212 FURSKINS, RAW	1	124	74	682 COPPER	332 968	169 637	102 645
222 OILSEED(SFT.FIX VEG.OIL)	540	167	101	683 NICKEL	2 188	3 350	2 039
231 NATURAL RUBBER, ETC.	4 852	1 583	954	684 ALUMINIUM	634 963	266 636	161 257
232 SYNTHETIC RUBBER, ETC.	209 364	58 739	35 527	685 LEAD	11 407	1 040	633
244 CORK,NATURAL,RAW;WASTE	396	171	104	686 ZINC	62 674	17 042	10 340
246 WOOD IN CHIPS, PARTICLES	122 608	652	386	687 TIN	287	327	196
247 WOOD ROUGH,ROUGH SQUARED	12 329	422	250	689 MISC.NON-FERR.BASE METAL	2 561	1 170	711
248 WOOD, SIMPLY WORKED	85 627	37 694	22 778	691 METALLIC STRUCTURES NES	263 739	104 685	63 137
251 PULP AND WASTE PAPER	37 104	687	418	692 CONTAINERS,STORAGE,TRNSP	77 334	53 116	32 266
261 SILK	465	237	141	693 WIRE PRODUCTS EXCL.ELECT	638 179	63 241	38 410
263 COTTON	32 715	1 952	1 171	694 NAILS,SCREWS,NUTS,ETC.	627 719	255 408	154 515
265 VEGETABLE TEXTILE FIBRES	241	144	86	695 TOOLS	55 438	139 495	84 467
266 SYNTHETIC FIBRES	299 658	81 761	49 414	696 CUTLERY	10 023	37 028	22 431
267 OTHER MAN-MADE FIBRES	4 048	502	304	697 HOUSEHOLD EQUIPMENT,NES	348 558	304 216	183 807
268 WOOL, OTHER ANIMAL HAIR	14 166	13 259	7 962	699 MANUFACTS.BASE METAL,NES	812 975	609 124	368 655
269 WORN CLOTHING,TEXTL.ARTL	25 901	2 463	1 496	711 STEAM GENER. BOILERS,ETC.	1 312	1 060	626
272 FERTILIZERS, CRUDE	30 096	788	481	712 STEAM TURBINES	1 906	7 575	4 570
273 STONE, SAND AND GRAVEL	2 234 894	41 184	24 320	713 INTRNL COMBUS PSTN ENGIN	94 470	179 181	108 363
274 SULPHUR,UNRSTD.IRON PYRS	19 353	1 147	696	714 ENGINES,MOTORS NON-ELECT	2 171	27 619	16 555
277 NATURAL ABRASIVES, NES	33 472	3 259	1 980	716 ROTATING ELECTRIC PLANT	219 296	211 442	127 861
278 OTHER CRUDE MINERALS	725 978	25 996	15 680	718 OTH.POWR.GENRTNG.MACHNRY	14 896	23 873	14 409
282 FERROUS WASTE AND SCRAP	32 097	2 253	1 356	721 AGRIC.MACHINES,EX.TRACTR	145 477	147 255	89 273
285 ALUMINIUM ORE,CONCTR.ETC	1 180 973	42 664	25 954	722 TRACTORS	76 999	89 304	54 082
288 NON-FERROUS WASTE,SCRAP	477 083	80 245	48 776	723 CIVIL ENGINEERING EQUIPT	354 767	255 310	154 366
289 PREC.METAL DRES,CONCTRSTS	20	1 549	917	724 TEXTILE,LEATHER MACHINES	119 535	195 417	118 677
291 CRUDE ANIMAL MATERLS,NES	164 439	5 490	3 326	725 PAPER,PULP MILL MACHINES	14 916	43 041	26 022
292 CRUDE VEG.MATERIALS, NES	351 864	196 187	118 939	726 PRINTNG,BOOKBINDNG MACHS	17 666	66 908	40 177
325 COKE,SEMI-COKE,RET.CARBN	119 960	3 454	2 114	727 FOOD-PROCESS.MCH.NON DOM	28 831	71 651	43 191
333 PETROLEUM OILS, CRUDE	1 274 590	12 393	7 512	728 OTH.MACH,PTS,SPCL INDUST	254 208	478 066	289 317
334 PETROLEUM PRODUCTS	1 646 376	58 739	36 223	731 METAL REMOVAL WORK TOOLS	36 931	108 197	65 502

7 IMPORTS AND EXPORTS (SPECIAL TRADE) BY COUNTRIES OF PRODUCTION AND CONSUMPTION AND BY GROUPS OF THE SITC-REV. III 1993

GROUP DESCRIPTION	DT = 100 KG	1 000 DM	1 000 \$	GROUP DESCRIPTION	DT = 100 KG	1 000 DM	1 000 \$
733 MACH-TOOLS,METAL-WORKING	42 088	83 451	50 594	111 NON-ALCOHOL.BEVERAGE,NES	128 874	22 025	13 326
735 PARTS,NES, FOR MACH-TOOLS	36 854	85 204	51 766	112 ALCOHOLIC BEVERAGES	1 298 891	178 826	107 974
737 METALWORKING MACHNRY NES	81 295	103 894	62 519	121 TOBACCO, UNMANUFACTURED	1 377	1 105	665
741 HEATING, COOLING EQUIP, PART	284 923	444 679	268 443	122 TOBACCO, MANUFACTURED	114 329	350 739	211 963
742 PUMPS FOR LIQUIDS, PARTS	116 558	171 272	103 892	211 HIDES, SKINS (EX. FURS), RAW	477 996	139 691	84 801
743 PUMPS NES, CENTRIFUGS ETC	368 304	414 831	251 083	212 FURSKINS, RAW	63	1 016	613
744 MECHANICAL HANDLING EQUIP	219 316	192 201	116 133	222 OILSEED(SFT.FIX VEG.OIL)	10 309	1 055	637
745 OTH.NONELEC MCH, TOOL,NES	114 769	355 484	214 830	223 OILSEED(OTH.FIX.VEG.OIL)	2 312	278	166
746 BALL OR ROLLER BEARINGS	104 581	212 989	129 191	231 NATURAL RUBBER, ETC.	4 221	796	477
747 TAPS, COCKS, VALVES, ETC.	279 249	512 502	309 874	232 SYNTHETIC RUBBER, ETC.	465 488	82 426	50 026
748 TRANSMISSIONS SHAFTS ETC	188 315	189 515	114 486	244 CORK,NATURAL, RAW;WASTE	319	119	71
749 NON-ELECT MACH. PARTS, ETC	37 312	134 708	81 339	245 FUEL WOOD, WOOD CHARCOAL	6 845	248	151
751 OFFICE MACHINES	17 173	87 696	52 965	246 WOOD IN CHIPS, PARTICLES	76 967	1 467	884
752 AUTOMATC.DATA PROC.EQUIP	32 443	600 163	362 762	247 WOOD ROUGH,ROUGH SQUARED	4 249 522	76 577	46 249
759 PARTS, FOR OFFICE MACHINS	11 027	334 879	202 196	248 WOOD, SIMPLY WORKED	1 748 408	78 504	47 513
761 TELEVISION RECEIVERS ETC	82 077	162 766	98 386	251 PULP AND WASTE PAPER	3 488 525	44 913	27 193
762 RADIO-BROADCAST RECEIVER	104	372	224 261	261 SILK	12 665	31 737	19 220
763 SOUND RECORDER,PHONOGRPH	244	2 130	1 292 263	262 COTTON	71 482	11 230	6 797
764 TELECOMM.EQUIP. PARTS NES	45 597	180 567	109 122	265 VEGETABLE TEXTILE FIBRES	3 369	1 846	1 117
771 ELECT POWER MACHNY. PARTS	52 471	91 006	55 119	266 SYNTHETIC FIBRES	900 625	252 690	152 987
772 ELEC. SWITCH, RELAY, CIRCUIT	50 470	296 918	179 288	267 OTHER MAN-MADE FIBRES	260 828	55 840	33 791
773 ELECTR DISTRIB. EPT NES	410 027	217 173	131 651	268 WOOL, OTHER ANIMAL HAIR	126 315	117 988	71 554
774 ELECTRO-MEDCL, XRAY EQUIP	6 482	61 791	37 303	269 WORN CLOTHING, TEXTL. ARTL	456 030	35 058	21 335
775 DOM. ELEC. NON-ELEC. EQUIPT	1 184 370	1 100 586	665 479	272 FERTILIZERS, CRUDE	13 845	876	528
776 TRANSISTORS, VALVES, ETC.	34 906	120 795	72 669	273 STONE, SAND AND GRAVEL	960 031	9 822	5 965
778 ELECTRIC MACH. APPART. NES	287 231	539 063	326 427	274 SULPHUR, UNRSTD. IRON PYRS	129 073	1 235	748
781 PASS. MOTOR VEHCLS. EX. BUS	1 052 179	1 593 840	961 951	277 NATURAL ABRASIVES, NES	823	7 441	4 448
782 GOODS, SPCL TRANSPORT VEH	475 551	662 647	400 452	278 OTHER CRUDE MINERALS	13 691 459	137 314	83 251
783 ROAD MOTOR VEHICLES NES	4 905	4 812	2 940 282	282 FERROUS WASTE AND SCRAP	19 986 158	336 249	203 146
784 PARTS, TRACTORS, MOTOR VEH	1 739 754	1 982 806	1 200 560	283 COPPER ORES, CONCENTRATES	1 212	162	95
785 CYCLES, MOTORCYCLES ETC.	250 042	430 247	261 028	285 ALUMINIUM ORE, CONCTR. ETC	412 058	38 942	23 515
786 TRAILERS, SEMI-TRAILER, ETC	127 248	79 901	48 341	287 ORE, CONCENTR. BASE METALS	12 118	934	565
791 RAILWAY VEHICLES. EQUIPNT	77 826	98 838	60 014	288 NON-FERROUS WASTE, SCRAP	1 518 846	208 799	126 748
792 AIRCRAFT, ASSOC'D. EQUIPNT	6 642	171 137	103 151	289 PREC. METAL ORES, CONCTR'S	74	174	103
793 SHIP, BOAT, FLOAT, STRUCTRS	57 606	18 947	11 523 291	291 CRUDE ANIMAL MATERLS. NES	83 501	22 583	13 668
811 PREFABRICATED BUILDINGS	19 795	8 218	4 960 292	292 CRUDE VEG. MATERIALS, NES	79 768	75 269	45 613
812 PLUMBING, SANITRY, EPT. ETC	655 430	247 041	149 066	321 COAL, NOT AGGLOMERATED	67 533	1 667	997
813 LIGHTING FIXTURES ETC. NES	251 762	386 615	234 132	322 BRIQUETTES, LIGNITE, PEAT	2 131 004	47 577	28 923
821 FURNITURE, CUSHIONS, ETC.	2 414 194	1 718 566	1 040 501	325 COKE, SEMI-COKE, RET. CARBN	229 593	8 473	5 147
831 TRUNK, SUIT-CASES, BAG, ETC	32 274	163 793	98 694	326 PETROLEUM PRODUCTS	3 290 632	72 618	43 407
841 MENS, BOYS CLOTHING, X-KNIT	123 376	728 595	440 671	335 RESIDUAL PETROL. PRODUCTS	326 898	20 367	12 330
842 WOMEN, GIRL CLOTHING, XKNIT	117 329	810 064	488 638	342 LIQUEFIED PROPANE, BUTANE	177 569	5 100	3 092
843 MENS, BOYS CLOTHING, KNIT	16 360	94 748	57 218	344 PETROLEUM GASES, NES	.	.	.
844 WOMEN, GIRLS CLOTHING. KNIT	34 964	273 948	165 470	351 ELECTRIC CURRENT	.	.	.
845 OTHR. TEXTILE APPAREL, NES	276 815	1 959 747	1 178 171	411 ANIMAL OILS AND FATS	154 857	11 856	7 194
846 CLOTHING ACCESSRS, FABRIC	165 013	599 497	361 515	421 FIXED VEG. FAT, OILS, SOFT	812 389	63 966	38 842
848 CLOTHING, NONXTL; HEADGEAR	33 851	261 222	157 777	422 FIXED VEG. FAT, OILS, OTHER	108 872	13 477	8 164
851 FOOTWEAR	696 801	2 283 016	1 377 648	431 ANIMAL, VEG. FATS, OILS, NES	204 612	30 761	18 648
871 OPTICAL INSTRUMENTS, NES	373	7 050	4 234 511	512 HYDROCARBONS, NES, DERIVTS	945 260	86 327	52 087
872 MEDICAL INSTRUMENTS NES	42 344	164 407	99 464	512 ALCOHOL, PHENOL, ETC. DERIV	1 342 633	184 474	111 850
873 METERS, COUNTERS, NES	26 352	28 455	17 201	513 CARBOXYLIC ACIDS, DERIVTS	1 438 820	221 132	133 869
874 MEASURE, CONTROL INSTRMNT	34 385	195 893	118 411	514 NITROGEN-FUNCT. COMPOUNDS	869 235	302 511	183 196
881 PHOTOGRAPH APPAR. ETC. NES	5 036	36 858	22 230	515 ORGANO-INORGANIC COMPNDS	441 145	414 111	251 847
882 PHOTO. CINEMATOGRPH. SUPPL	27 979	77 481	46 774	516 OTHER ORGANIC CHEMICALS	671 918	120 736	73 193
883 CINE. FILM EXPOSD. DEVELOPD	27 193	2 169	1 320 522	522 INORGANIC CHEM. ELEMENTS	816 209	146 786	88 907
884 OPTICAL GOODS NES	3 808	156 704	94 990	523 METAL, SALTS, INORGAN. ACID	1 144 405	82 788	50 027
885 WATCHES AND CLOCKS	4 332	33 615	20 305	524 OTHER CHEMICAL COMPOUNDS	48 412	31 452	18 888
891 ARMS AND AMMUNITION	14 352	44 451	26 873	525 RADIO-ACTIVE MATERIALS	45	20 109	12 152
892 PRINTED MATTER	256 957	169 059	102 134	531 SYNTH. COLOURS, LAKES, ETC.	197 597	307 400	186 443
893 ARTICLES, NES, OF PLASTICS	783 539	527 077	318 995	532 DYEING, TANNING MATERIALS	155 223	29 519	17 884
894 BABY CARRIAGE, TOYS, GAMES	228 667	288 551	174 328	533 PIGMENTS, PAINTS, ETC.	625 699	406 705	246 921
895 OFFICE, STATIONERY SUPPLS	17 685	28 836	17 487	541 MEDICINES, ETC. EXC. GRP542	35 949	403 522	244 359
896 WORKS OF ART, ANTIQUE ETC	1 200	16 288	9 997	542 MEDICAMENTS	45 407	422 582	255 653
897 GOLD, SILVERWARE, JEWEL NES	1 839	447 621	269 283	551 ESSNTL. OIL, PERFUME, FLAVR	27 311	65 049	39 403
898 MUSICAL INSTRUMENTS, ETC.	18 172	58 554	35 376	553 PERFUMERY, COSMETICS, ETC.	120 974	143 878	87 277
899 MISC MANUFACTRD GOODS NES	110 183	141 317	85 610	554 SOAP, CLEANERS, POLISH, ETC	1 016 183	246 522	149 195
961 COIN NONGOLD NONCURRENT	2	557	331 562	562 FERTILIZER, EXCEPT GRP272	2 630 617	84 819	51 366
971 GOLD, NONMONTYRY EXCL ORES		425	252	571 POLYMERS OF ETHYLENE	1 536 715	190 151	115 205
972 MONETARY GOLD, GOLD COINS		335	203	572 POLYMERS OF STYRENE	867 513	144 928	87 864
EXPORTS	144 633 938	47 466 358	28 754 515	573 POLYMERS, VINYL CHLORIDE	829 480	135 780	82 275
001 LIVE ANIMALS	344 910	136 852	83 148	574 POLYACETAL, POLYCARBONATE	896 486	282 841	171 596
011 BOVINE MEAT	798 320	567 946	343 139	575 OTH. PLASTIC, PRIMARY FORM	3 619 277	872 038	528 825
012 OTHER MEAT, MEAT OFFAL	640 221	214 815	130 265	579 PLASTIC WASTE, SCRAP ETC	248 112	9 447	5 706
016 MEAT, ED. OFFL, DRY, SLT, SMK	6 631	5 964	3 591	581 PLASTIC TUBE, PIPE, HOSE	102 045	124 357	75 631
017 MEAT, OFFL, PRPD, PRSD, NES	31 021	25 162	15 192	582 PLASTIC PLATE, SHEETS, ETC	682 384	419 011	254 095
022 MILK AND CREAM	13 891 984	1 421 821	859 401	583 MONOFILAMENT OF PLASTICS	34 569	33 690	20 417
023 BUTTER, OTHER FAT OF MILK	90 198	55 289	33 535	591 INSECTICIDES, ETC.	104 837	110 915	67 446
024 CHEESE AND CURD	1 297 739	877 888	530 175	592 STARCHES, INULIN, ETC.	384 563	129 902	78 579
025 EGGS, BIRDS, YOLKS, ALBUMIN	63 615	14 025	8 522	593 EXPLOSIVES, PYROTECHNICS	27 620	19 215	11 617
034 FISH, FRESH, CHILLED, FROZEN	61 294	43 467	26 198	597 PREPRD ADDITIVES, LIQUIDS	245 050	85 611	51 853
035 FISH, DRIED, SALTED, SMOKED	6 092	7 551	4 597	608 MISC. CHEMICAL PRODTS, NES	2 007 614	649 621	393 630
036 CRUSTACEANS, MOLLUSCS ETC	1 658	2 220	1 320	609 CPL IND PLANT CHAP 69-76	127	573	344
037 FISH ETC. PRPD, PRSD, NES	120 139	67 566	40 834	611 LEATHER	148 000	80 948	49 119
041 WHEAT, MESLIN, UNMILLED	8 366 416	133 209	80 697	612 MANUFACT. LEATHER ETC. NES	993	4 838	2 928
042 RICE	7 914	1 111	672	613 FURSKINS, TANNED, DRESSED	168	3 625	2 196
043 BARLEY, UNMILLED	29 785	969	581	621 MATERIALS OF RUBBER	81 744	69 958	42 162
044 MAIZE UNMILLED	1 279	491	300	625 RUBBER TYRES, TUBES, ETC.	360 424	279 331	169 088
045 OTHER CEREALS, UNMILLED	68 575	3 222	1 954	629 ARTICLES OF RUBBER, NES	41 193	90 400	54 793
046 MEAL, FLOUR OF WHEAT, MSLN	11 504	681	401	633 CORK MANUFACTURES	806	2 343	1 427
047 OTHER CEREAL MEAL, FLOURS	4 496	210	128	634 VENEERS, PLYWOOD, ETC.	484 286	64 345	39 011
048 CEREAL PREPARATIONS	487 994	188 673	102 068	635 WOOD MANUFACTURES, NES	243 417	32 952	19 962
054 VEGETABLES	922 733	40 445	24 619	641 PAPER AND PAPERBOARD	4 672 469	566 346	343 211
056 VEGETABLES, PRPD, PRSD, NES	162 930	39 876	24 158	642 PAPER, PAPERBOARD, CUT ETC	742 158	262 674	159 029
057 FRUIT, NUTS EXCL. OIL NUTS	269 903	49 598	30 003	651 TEXTILE YARN	565 887	565 593	343 156
058 FRUIT, PRESERVED, PREPARED	134 150	45 982	27 884	652 COTTON FABRICS, WOVEN	112 524	142 499	86 301
059 FRUIT, VEGETABLE JUICES	161 834	30 855	18 671	653 FABRICS, MAN-MADE FIBRES	125 277	208 959	126 827
061 SUGARS, MOLASSES, HONEY	249 184	39 856	24 041	654 OTH. TEXTILE FABRIC, WOVEN	22 754	90 952	55 102
062 SUGAR CONFECTIONERY	43 475	22 705	13 745	655 KNIT, CROCHET, FABRIC NES	21 879	59 591	36 095
071 COFFEE, COFFEE SUBSTITUTE	11 282	8 739	5 301	656 TULLE, LACE, EMBROIDRY, ETC	6 543	32 321	19 567
072 COCOA	68 592	16 493	10 000	657 SPECIAL YARN, TXTL. FABRIC	158 172	186 802	113 174
073 CHOCOLATE, OTH. COCOA PREP	131 401	77 113	46 553	658 TEXTILE ARTICLES NES	38 119	54 979	33 328
074 TEA AND MATE	5 278	7 409	4 496	659 FLOOR COVERINGS, ETC.	24 707	27 369	16 802
075 SPICES	1 858	4 172	2 518	661 LIME, CEMENT, CONSTR. MATRL	123 323	9 576	5 775
081 ANIMAL FEED STUFF	430 284	67 970	41 257	662 CLAY, REFRCT. CONSTR. MATRL	1 140 036	104 576	63 366
091 MARGARINE AND SHORTENING	45 194	8 086	4 903	663 MINERAL MANUFACTURES, NES	712 359	207 886	125 968
098 EDIBLE PROD. PREPRTNs, NES	239 804	126 259	76 403	664 GLASS	2 448 003	260 923	158 406
				665 GLASSWARE	168 594	72 811	44 135
				666 POTTERY	122 641	156 591	94 907

7 IMPORTS AND EXPORTS (SPECIAL TRADE) BY COUNTRIES OF PRODUCTION AND CONSUMPTION AND BY GROUPS OF THE SITC-REV. III 1993

GROUP DESCRIPTION	DT = 100 KG	1 000 DM	1 000 \$	GROUP DESCRIPTION	DT = 100 KG	1 000 DM	1 000 \$
667 PEARLS,PRECIOUS STONES				899 MISC MANUFACTRD GOODS NES	27 944	104 783	63 514
671 PIG IRON, SPIEGELEISN, ETC	603 243	42 208	25 565	961 COIN NONGOLD NONCURRENT	4	163	99
672 INGOTS ETC. IRON OR STEEL	5 952 012	59 158	36 025	971 GOLD, NONMONEY EXCL ORES	91	121 836	73 238
673 FLAT-ROLLED IRON ETC.	5 358 613	305 966	185 393	972 MONETARY GOLD, GOLD COINS		151	92
674 FLAT-ROLLED PLATED IRON	934 563	88 129	53 527				
675 FLAT-ROLLED, ALLOY STEEL	1 088 271	224 264	136 086	UNTO KINGDOM			
676 IRON, STL. BAR, SHAPES ETC.	3 174 572	270 013	164 012				
677 RAILWAY TRACK IRON, STEEL	157 404	5 115	3 047	IMPORTS	205 274 181	35 462 026	21 456 058
678 WIRE OF IRON OR STEEL	51 348	14 048	8 524	001 LIVE ANIMALS	20 154	8 939	5 414
679 TUBES, PIPES, ETC. IRON, STL	1 087 931	223 531	136 426	011 BOVINE MEAT	18 341	15 049	9 173
681 SILVER, PLATINUM, ETC.	820	22 331	13 548	012 OTHER MEAT, MEAT OFFAL	702 694	230 782	139 389
682 COPPER	1 076 621	544 668	329 823	016 MEAT, ED. OFFL, DRY, SLT, SMK	490	526	314
683 NICKEL	24 825	39 099	23 774	017 MEAT, OFFL, PRPD, PRSD, NES	11 603	4 918	2 970
684 ALUMINIUM	1 011 498	418 024	253 004	022 MILK AND CREAM	231 424	83 321	50 237
685 LEAD	95 004	8 910	5 422	023 BUTTER, OTHER FAT OF MILK	21 444	12 651	7 634
686 ZINC	226 968	41 191	24 888	024 CHEESE AND CURD	72 002	44 317	26 708
687 TIN	1 549	1 907	1 160	025 EGGS, BIRDS, YOLKS, ALBUMIN	8 568	6 978	4 199
689 MISC. NON-FERR. BASE METAL	6 738	7 367	4 475	034 FISH, FRESH, CHILLED, FROZEN	75 844	21 958	13 272
691 METALLIC STRUCTURES NES	116 736	75 380	45 608	035 FISH, DRIED, SALTED, SMOKED	2 343	1 583	945
692 CONTAINERS, STORAGE, TRNSP	36 575	32 986	19 617	036 CRUSTACEANS, MOLLUSCS ETC	7 607	8 627	5 210
693 WIRE PRODUCTS EXCL. ELECT	41 889	24 140	14 590	037 FISH ETC. PRPD, PRSD, NES	25 216	12 362	7 452
694 NAILS, SCREWS, NUTS, ETC.	68 357	65 898	39 895	041 WHEAT, MESLIN, UNMILLED	3 101 738	107 978	65 693
695 TOOLS	50 776	235 640	142 933	042 RICE	12 000	2 370	1 444
696 CUTLERY	15 143	77 894	47 034	043 BARLEY, UNMILLED	445 777	18 449	11 246
697 HOUSEHOLD EQUIPMENT, NES	27 611	37 068	22 486	044 MAIZE UNMILLED	10 538	816	504
699 MANUFACT. BASE METAL, NES	378 345	381 099	231 046	045 OTHER CEREALS, UNMILLED	188 198	8 009	4 788
700 CPL IND PLANT (84/85/87)	2 995	9 752	5 926	046 MEAL, FLOUR OF WHEAT, MSLN	14 679	1 158	702
711 STEAM GENER. BOILERS, ETC.	3 843	7 912	4 840	047 OTHER CEREAL MEAL, FLOURS	17 894	1 371	820
712 STEAM TURBINES	530	6 646	4 025	048 CEREAL PREPARATIONS	876 219	109 712	66 278
713 INTRNL COMBUS PSTN ENGIN	61 827	368 494	223 395	054 VEGETABLES	828 248	55 649	33 786
714 ENGINES, MOTORS NON-ELECT	1 766	38 760	23 427	056 VEGETABLES, PRPD, PRSD, NES	56 098	8 070	4 900
716 ROTATING ELECTRIC PLANT	164 401	295 281	178 890	057 FRUIT, NUTS EXCL. OIL NUTS	12 476	4 576	2 802
718 OTH. POWR. GENRTR. MACHNRY	12 252	56 677	34 300	058 FRUIT, PRESERVED, PREPARED	67 374	21 629	13 066
721 AGRIC. MACHINES, EX. TRACTR	64 104	87 634	53 312	059 FRUIT, VEGETABLE JUICES	6 900	628	384
722 TRACTORS	57 207	67 863	40 988	061 SUGARS, MOLASSES, HONEY	198 457	16 094	9 720
723 CIVIL ENGINEERING EQUIPT	69 044	92 784	56 142	062 SUGAR CONFECTIONERY	24 346	13 433	8 161
724 TEXTILE, LEATHER MACHINES	98 394	480 392	290 766	071 COFFEE, COFFEE SUBSTITUTE	41 585	35 453	21 437
725 PAPER, PULP MILL MACHINES	19 929	86 820	52 134	072 COCOA	3 212	1 375	829
726 PRINTING, BOOKBINDING MACHS	56 295	276 234	167 361	073 CHOCOLATE, OTH. COCOA PREP	56 751	34 295	20 702
727 FOOD-PROCESS. MCH. NON DOM	8 020	42 566	25 776	074 TEA AND MATE	19 261	7 274	4 409
728 OTH. MACH. PTS. SPCL INDOU	132 627	528 839	320 312	075 SPICES	5 127	1 768	1 075
731 METAL REMOVAL WORK TOOLS	77 987	425 118	257 681	081 ANIMAL FEED STUFF	211 814	30 800	18 658
733 MACH-TOOLS, METAL-WORKING	47 445	134 096	81 250	081 MARGARINE AND SHORTENING	27 948	2 788	1 679
735 PARTS, NES, FOR MACH-TOOLS	15 663	82 106	49 805	088 EDIBLE PROD. PREPRPTS, NES	104 550	42 669	25 792
737 METALWORKING MACHNRY NES	33 223	144 408	87 698	111 NON-ALCOHOL. BEVERAGE, NES	24 329	4 107	2 494
741 HEATING, COOLING EQUIP, PART	93 948	240 674	145 437	112 ALCOHOLIC BEVERAGES	200 400	202 241	122 105
742 PUMPS FOR LIQUIDS, PARTS	96 874	557 648	337 873	211 HIDES, SKINS (EX. FURS), RAW	8 823	14 368	8 693
743 PUMPS NES, CENTRIFUGS ETC	151 149	394 777	239 329	212 FURSKINS, RAW	5 038	1 269	770
744 MECHANICAL HANDLING EQUIP	192 912	257 442	156 032	222 OILSEED (SFT. FIX VEG. OIL)	68	799	484
745 OTH. NONELEC MCH. TOOL, NES	61 642	318 022	192 899	223 OILSEED (OTH. FIX. VEG. OIL)	18 030	1 179	717
746 BALL OR ROLLER BEARINGS	109 375	272 811	165 757	231 NATURAL RUBBER, ETC.	539 822	18 803	11 395
747 TAPS, COCKS, VALVES, ETC.	116 528	414 492	251 581	232 SYNTHETIC RUBBER, ETC.	59 666	9 444	5 734
748 TRANSMISSIONS SHAFTS ETC	96 064	252 448	152 983	245 FUEL WOOD, WOOD CHARCOAL	395 729	113 276	68 232
749 NON-ELECT MACH. PARTS, ETC	56 570	166 322	101 036	247 WOOD ROUGH, ROUGH SQUARED	1 365	145	87
751 OFFICE MACHINES	21 461	112 942	68 441	248 WOOD, SIMPLY WORKED	24 662	1 777	1 086
752 AUTOMATC. DATA PROC. EQUIP	27 908	505 240	306 177	251 PULP AND WASTE PAPER	988	293	175
759 PARTS, FOR OFFICE MACHINES	13 765	320 820	193 438	251 SILK	424 326	11 883	7 203
761 TELEVISION RECEIVERS ETC	69 791	162 529	98 003	256 COTTON	356	303	182
762 RADIO-BROADCAST RECEIVER	4 512	26 586	16 096	263 SYNTHETIC FIBRES	23 426	6 045	3 663
763 SOUND RECORDER, PHONOGRPH	18 715	138 053	83 435	267 OTHER MAN-MADE FIBRES	69 499	25 498	15 354
764 TELECOMM. EQUIP. PARTS NES	24 034	263 880	159 298	268 WOOL, OTHER ANIMAL HAIR	79 345	26 993	16 213
771 ELECT POWER MACHNRY. PARTS	93 995	162 816	98 442	269 WORN CLOTHING, TEXTL. ARTL	30 805	25 406	15 378
772 ELECT. SWITCH. RELAY. CIRCUIT	166 131	1 105 039	669 421	272 FERTILIZERS, CRUDE	5 947	361	220
773 ELECTR. DISTRIBUT. EQPT NES	60 682	92 028	55 637	273 STONE, SAND AND GRAVEL	1 485	114	69
774 ELECTRO-MEDCL. XRAY EQUIP	5 258	133 479	80 721	274 SULPHUR, UNRSTD. IRON PYRS	14 867 930	23 031	13 964
775 DOM. ELEC. NON-ELEC. EQUIPT	232 025	371 069	224 850	277 NATURAL ABRASIVES, NES	368	129	76
776 TRANSISTORS, VALVES, ETC.	52 176	1 026 742	618 140	278 OTHER CRUDE MINERALS	14	2 758	1 659
778 ELECTRIC MACH. APPART. NES	306 940	917 502	555 208	281 IRON ORE, CONCENTRATES	6 147 774	94 506	57 225
781 PASS. MOTOR VEHCL. EX. BUS	3 161 360	6 543 776	3 963 516	282 FERROUS WASTE AND SCRAP	3 481	91	54
782 GOODS, SPCL TRANSPORT VEH	320 887	434 835	263 527	283 NICKEL ORES, CONCTR. MATTE	82 495	3 291	1 984
783 ROAD MOTOR VEHICLES NES	110 272	213 605	128 893	284 ALUMINIUM ORE, CONCTR. ETC	317	327	202
784 PARTS, TRACTORS, MOTOR VEH	548 536	1 183 543	717 925	287 ORE, CONCENTR. BASE METALS	27 214	1 595	954
785 CYCLES, MOTORCYCLES ETC.	11 718	28 534	17 430	288 NON-FERROUS WASTE, SCRAP	12 961	6 247	3 794
786 TRAILERS, SEMI-TRAILER, ETC	79 697	69 938	42 394	289 PREC. METAL ORES, CONCTR. TS	390 971	77 911	47 038
791 RAILWAY VEHICLES. EQUIPNT	22 192	38 469	23 371	291 CRUDE ANIMAL MATERLS. NES	441	7 128	4 306
792 AIRCRAFT, ASSCOTO. EQUIPNT	2 465	156 793	95 167	292 CRUDE VEG. MATERIALS, NES	111 293	26 934	16 232
793 SHIP, BOAT, FLOAT, STRUCTRS	20 967	43 055	26 233	292 CRUDE VEG. MATERIALS, NES	17 590	9 896	5 996
800 CPL IND PLANT CHAP 90/94	28	3 393	239	321 COAL, NOT AGGLOMERATED	1 259 366	8 819	5 252
811 PREFABRICATED BUILDINGS	2 628	3 700	2 231	322 BRIQUETTES, LIGNITE, PEAT	1 613	59	36
812 PLUMBING, SANITRY, EQPT, ETC	122 084	180 866	109 689	325 COKE, SEMI-COKE, RET. CARBN	14 852	605	367
813 LIGHTING FIXTURES ETC. NES	28 493	73 125	44 290	333 PETROLEUM OILS, CRUDE	105 792 544	2 313 936	1 398 265
821 FURNITURE, CUSHIONS, ETC.	158 709	161 464	98 014	334 PETROLEUM PRODUCTS	27 027 571	795 120	479 900
831 TRUNK, SUIT-CASES, BAG, ETC	4 347	13 334	8 086	335 RESIDUAL PETROL. PRODUCTS	943 414	40 031	24 254
841 MENS, BOYS CLOTHING, X-KNIT	9 268	91 982	55 712	342 LIQUEFIED PROPANE, BUTANE	3 472 053	103 390	62 881
842 WOMEN, GIRL CLOTHING, X-KNIT	7 445	91 442	55 250	344 PETROLEUM GASES, NES	470	288	175
843 MENS, BOYS CLOTHING, KNIT	823	5 429	3 299	411 ANIMAL OILS AND FATS	11 643	4 825	2 911
844 WOMEN, GIRLS CLOTHING, KNIT	1 443	12 885	7 804	421 FIXED VEG. FAT, OILS, SOFT	13 481	1 092	661
845 OTH. TEXTILE APPAREL, NES	7 287	61 387	37 187	422 FIXED VEG. FAT, OILS, OTHER	15 870	2 611	1 596
846 CLOTHING ACCESSRS, FABRIC	4 330	34 221	24 986	431 ANIMAL, VEG. FATS, OILS, NES	139 727	15 756	9 549
848 CLOTHING, NONTEXTL; HEADGEAR	3 915	41 221	62 684	511 HYDROCARBONS, NES, DERIVTS	2 144 701	140 666	84 702
851 FOOTWEAR	33 435	103 251	26 743	512 ALCOHOL, PHENOL, ETC. DERIV	733 693	91 872	55 567
871 OPTICAL INSTRUMENTS, NES	1 582	44 199	26 438	513 CARBOXYLIC ACIDS, DERIVTS	878 069	173 562	104 878
872 MEDICAL INSTRUMENTS NES	16 170	248 181	150 438	514 NITROGEN-FUNCT. COMPOUNDS	1 111 830	737 582	446 567
873 METERS, COUNTERS, NES	5 308	46 646	28 285	515 ORGANO-INORGANIC COMPOUNDS	102 703	199 841	120 408
874 MEASURE, CONTROL INSTRMNT	47 524	837 657	507 421	516 OTHER ORGANIC CHEMICALS	212 174	92 254	55 617
881 PHOTOGRAPH APPAR. ETC. NES	8 990	94 542	57 087	522 INORGANIC CHEM. ELEMENTS	558 757	67 682	40 942
882 PHOTO. CINEMATOPRPH. SUPPL	142 059	231 444	140 098	523 METAL. SALTS, INORGAN. ACID	169 222	35 052	21 180
883 CINE. FILM EXPOSD. DEVELPD	19	374	224	524 OTHER CHEMICAL COMPOUNDS	59 001	14 127	8 486
884 OPTICAL GOODS NES	1 700	86 845	52 567	525 RADIO-ACTIVE MATERIALS	5 781	302 606	183 648
885 WATCHES AND CLOCKS	5 894	86 499	52 355	531 SYNTH. COLOURS, LAKES, ETC.	86 395	119 836	72 558
891 ARMS AND AMMUNITION	2 321	10 346	6 277	532 DYEING, TANNING MATERIALS	9 397	2 073	1 247
892 PRINTED MATTER	215 864	204 301	123 721	533 PIGMENTS, PAINTS, ETC.	439 934	175 141	105 977
893 ARTICLES, NES, OF PLASTICS	303 271	325 448	197 342	541 MEDICINES, ETC. EXC. GRP542	23 870	147 557	88 946
894 BABY CARRIAGE, TOYS, GAMES	69 931	124 891	75 548	542 MEDICAMENTS	76 102	630 504	380 997
895 OFFICE, STATIONERY SUPPLS	31 881	101 273	61 390	551 ESSNTL. OIL, PERFUME, FLAVR	29 938	41 226	24 954
896 WORKS OF ART, ANTIQUE ETC	82	3 493	2 117	553 PERFUMERY, COSMETICS, ETC.	252 093	218 594	131 747
897 GOLD, SILVERWARE, JEWEL NES	305	45 197	26 843	554 SOAP, CLEANERS, POLISH, ETC	234 116	57 826	34 932
898 MUSICAL INSTRUMENTS, ETC.	56 129	169 562	102 673				

7 IMPORTS AND EXPORTS (SPECIAL TRADE) BY COUNTRIES OF PRODUCTION AND CONSUMPTION AND BY GROUPS OF THE SITC-REV. III 1993

GROUP DESCRIPTION	DT = 100 KG	1 000 DM	1 000 \$	GROUP DESCRIPTION	DT = 100 KG	1 000 DM	1 000 \$
562 FERTILIZER,EXCEPT GRP272	91 173	3 051	1 851	781 PASS.MOTOR VEHCLS.EX.BUS	1 130 301	2 072 189	1 256 250
571 POLYMERS OF ETHYLENE	319 773	58 812	35 552	782 GOODS,SPCL TRANSPORT VEH	124 286	208 294	126 889
572 POLYMERS OF STYRENE	489 898	85 222	51 458	783 ROAD MOTOR VEHICLES NES	2 005	3 139	1 904
573 POLYMERS,VINYL CHLORIDE	79 667	27 989	16 964	784 PARTS,TRACTORS,MOTOR VEH	1 474 249	2 007 283	1 220 185
574 POLYACETAL,POLYCARBONATE	135 813	53 537	32 357	785 CYCLES,MOTORCYCLES ETC.	16 010	41 009	24 593
575 OTH.PLASTIC,PRIMARY FORM	953 660	336 164	203 154	786 TRAILERS,SEMI-TRAILER,ETC	27 884	24 674	14 952
579 PLASTIC WASTE, SCRAP ETC	23 759	1 970	1 170	791 RAILWAY VEHICLES,EQUIPNT	13 331	8 312	5 041
581 PLASTIC TUBE,PIPE,HOSE	66 437	70 088	42 380	792 AIRCRAFT,ASOCTD,EQUIPNT	37 710	2 301 556	1 390 173
582 PLASTIC PLATE,SHEETS,ETC	285 658	202 789	122 780	793 SHIP,BOAT,FLOAT,STRUCTRS	717 776	122 817	74 157
583 MONOFILAMENT OF PLASTICS	24 473	14 169	8 560	811 PREFABRICATED BUILDINGS	86 014	23 492	14 255
591 INSECTICIDES, ETC.	103 182	138 729	84 566	812 PLUMBING,SANITRY,EQPT.ETC	15 014	5 043	3 049
592 STARCHES,INULIN,ETC.	34 841	26 847	16 232	813 LIGHTING FIXTURES ETC.NES	11 352	25 015	15 110
593 EXPLOSIVES,PYROTECHNICS	5 699	15 398	9 384	821 FURNITURE,CUSHIONS,ETC.	244 870	139 901	84 505
597 PREPO ADDITIVES,LIQUIDS	352 206	93 008	56 273	831 TRUNK,SUIT-CASES,BAG,ETC	3 780	13 030	7 895
598 MISC.CHEMICAL PRODS.NES	716 127	282 027	170 804	841 MENS,BOYS CLOTHNG,X-KNIT	17 185	77 295	46 828
611 LEATHER	3 809	20 747	12 536	842 WOMEN,GIRL CLOTHNG,XKNIT	24 967	170 445	102 887
612 MANUFACT. LEATHER ETC.NES	1 022	3 297	2 000	843 MENS,BOYS CLOTHING,KNIT	1 583	7 046	4 273
613 FURSKINS,TANNED,DRESSED	709	8 097	4 894	844 WOMEN,GIRLS CLOTHNG,KNIT	7 686	45 085	27 254
621 MATERIALS OF RUBBER	92 710	63 890	38 626	845 OTHR.TEXTILE APPAREL,NES	22 992	135 123	81 120
625 RUBBER TYRES,TUBES,ETC.	479 704	308 307	186 659	846 CLOTHING ACCESSRS,FABRIC	4 649	24 444	14 708
629 ARTICLES OF RUBBER, NES	43 105	78 803	47 662	848 CLOTHING,NONTXTL;HEADGEAR	8 181	46 110	28 138
633 CORK MANUFACTURES	158	220	134	851 FOOTWEAR	11 630	50 561	30 537
634 VENEERS, PLYWOOD, ETC.	118 438	8 882	5 428	871 OPTICAL INSTRUMENTS,NES	657	24 165	14 606
635 WOOD MANUFACTURES, NES	30 644	7 506	4 582	872 MEDICAL INSTRUMENTS NES	13 554	107 441	65 013
641 PAPER AND PAPERBOARD	2 128 030	377 874	228 460	873 METERS,COUNTERS,NES	1 876	19 984	12 125
642 PAPER,PAPERBOARD,CUT ETC	239 076	93 679	56 575	874 MEASURE,CONTROL INSTRMNT	31 024	393 783	237 625
651 TEXTILE YARN	186 534	198 806	120 226	881 PHOTOGRAPH APPAR.ETC.NES	4 369	39 720	24 084
652 COTTON FABRICS, WOVEN	16 952	31 555	19 079	882 PHOTO.CINEMATOGPH.SUPPL	150 012	296 672	179 225
653 FABRICS,MAN-MADE FIBRES	88 876	77 332	46 825	883 CINE.FILM EXPOSD.DEVELOPD	387	2 894	1 734
654 OTH.TEXTILE FABRIC,WOVEN	30 686	79 519	48 034	884 OPTICAL GOODS NES	608	15 823	9 562
655 KNIT,CROCHET,FABRIC NES	12 406	29 970	18 101	885 WATCHES AND CLOCKS	682	6 468	3 907
656 TULLE,LACE,EMBROIDRY,ETC	5 228	15 291	9 237	891 ARMS AND AMMUNITION	1 822	4 062	2 471
657 SPECIAL YARN,TXTL.FABRIC	94 110	122 396	74 081	892 PRINTED MATTER	122 563	168 905	101 379
658 TEXTILE ARTICLES NES	19 456	90 683	55 390	893 ARTICLES,NES,OF PLASTICS	237 814	222 772	134 715
659 FLOOR COVERINGS, ETC.	31 340	29 440	17 728	894 BABY CARRIAGE, TOYS,GAMES	51 582	78 242	47 380
661 LIME,CEMENT,CONSTR.MATRL	140 519	16 003	9 672	895 OFFICE,STATIONERY SUPPLS	30 487	63 595	38 527
662 CLAY,REFRCT.CONSTR.MATRL	229 890	22 467	13 563	896 WORKS OF ART,ANTIQUE ETC	1 371	29 277	17 806
663 MINERAL MANUFACTURES,NES	274 223	109 567	66 160	897 GOLD,SILVERWARE,JEWEL NES	769	15 855	9 572
664 GLASS	224 482	58 556	35 400	898 MUSICAL INSTRUMENTS,ETC.	109 948	351 736	212 409
665 GLASSWARE	170 176	49 563	30 018	899 MISC MANUFCTRD GOODS NES	52 367	86 558	52 321
666 POTTERY	73 966	45 839	27 716	961 COIN NONGOLD NONCURRENT	89	7 407	4 431
667 PEARLS,PRECIOUS STONES	-	-	-	971 GOLD,NONMONTY EXCL DRES	297	551 343	332 851
671 PIG IRON,SPIEGELEISN,ETC	185 777	30 252	18 379	972 MONETARY GOLD,GOLD COINS	5	11 838	7 313
672 INGOTS ETC.IRON OR STEEL	1 620 749	145 964	86 907	EXPORTS	103 384 302	50 283 981	30 423 587
673 FLAT-ROLLED IRON ETC.	1 865 081	118 651	72 114	001 LIVE ANIMALS	5 100	3 878	2 312
674 FLAT-ROLLED PLATED IRON	1 348 263	171 614	103 805	011 BOVINE MEAT	29 653	17 233	10 476
675 FLAT-ROLLED, ALLOY STEEL	153 000	45 443	27 696	012 OTHER MEAT, MEAT OFFAL	65 750	18 933	11 487
676 IRON,STL.BAR,SHAPES ETC.	3 870 432	255 118	154 684	016 MEAT,ED.OFFL,DRY,SLT,SMK	82 222	46 382	28 118
677 RAILWAY TRACK IRON,STEEL	10 993	1 222	749	017 MEAT,OFFL,PRPD,PRSD,NES	95 047	82 548	49 943
678 WIRE OF IRON OR STEEL	118 204	20 864	12 647	022 MILK AND CREAM	542 376	118 608	71 742
679 TUBES,PIPES,ETC.IRON,STL	503 836	73 404	44 429	023 BUTTER,OTHER FAT OF MILK	1 556	924	566
681 SILVER,PLATINUM,ETC.	2 121	109 398	65 975	024 CHEESE AND CURD	363 265	235 383	141 960
682 COPPER	210 332	116 885	70 845	025 EGGS,BIRDS,YOLKS,ALBUMIN	26 557	5 572	3 368
683 NICKEL	56 165	67 193	40 589	034 FISH,FRESH,CHILLED,FROZN	43 035	15 265	9 279
684 ALUMINIUM	805 247	240 993	145 567	035 FISH,DRIED,SALTED,SMOKED	189	85	51
685 LEAD	426 943	38 620	23 365	036 CRUSTACEANS,MOLLUSCS ETC	338	818	500
686 ZINC	61 837	11 247	6 837	037 FISH ETC.PRPD,PRSD,NES	71 704	43 645	26 321
687 TIN	4 924	4 874	2 965	041 WHEAT, MESLIN, UNMILLED	2 170 995	81 952	49 648
689 MISC.NON-FERR.BASE METAL	12 962	14 556	8 790	042 RICE	24 316	5 520	3 331
691 METALLIC STRUCTURES NES	156 727	77 877	47 268	043 BARLEY, UNMILLED	1 393	116	73
692 CONTAINERS,STORAGE,TRNSP	92 011	62 723	37 895	044 MAIZE UNMILLED	181 010	12 514	7 568
693 WIRE PRODUCTS EXCL.ELECT	16 661	12 527	7 571	045 OTHER CEREALS, UNMILLED	2 105	402	245
694 NAILS,SCREWS,NUTS,ETC.	43 715	38 860	23 406	046 MEAL,FLOUR OF WHEAT,MSLN	8 095	504	306
695 TOOLS	22 534	81 062	49 140	047 OTHER CEREAL MEAL,FLOURS	3 070	278	164
696 CUTLERY	15 314	47 742	28 943	048 CEREAL PREPARATIONS	323 055	133 282	80 343
697 HOUSEHOLD EQUIPMENT,NES	16 207	18 030	10 904	054 VEGETABLES	85 237	14 656	8 848
699 MANUFACTS.BASE METAL,NES	326 662	220 856	133 497	055 VEGETABLES,PRPD,PRSD,NES	182 279	42 033	25 416
711 STEAM GENER. BOILERS,ETC.	1 214	1 918	1 167	057 FRUIT,NUTS EXCL.OIL NUTS	95 839	27 673	16 646
712 STEAM TURBINES	7 044	44 703	27 021	058 FRUIT,PRESERVED,PREPARED	167 477	50 795	30 742
713 INTRNL COMBUS PSTN ENGIN	399 422	717 117	436 706	059 FRUIT, VEGETABLE JUICES	312 333	53 762	32 514
714 ENGINES,MOTORS NON-ELECT	12 756	252 676	151 731	061 SUGARS,MOLASSES,HONEY	455 097	46 434	27 973
716 ROTATING ELECTRIC PLANT	101 060	82 309	49 771	062 SUGAR CONFECTIONERY	94 611	45 570	27 562
718 OTH.PWR.GENRTNG.MACHNRY	7 193	20 913	12 662	071 COFFEE,COFFEE SUBSTITUTE	164 341	176 303	106 781
721 AGRIC.MACHINES,EX.TRACTR	23 343	32 756	19 786	072 COCOA	22 953	3 218	1 940
722 TRACTORS	61 872	70 058	42 175	073 CHOCOLATE,OTH.COCOA PREP	128 314	72 159	43 564
723 CIVIL ENGINEERING EQUIPT	140 482	143 803	87 370	074 TEA AND MATE	18 041	17 004	10 278
724 TEXTILE,LEATHER MACHINES	21 081	48 976	29 585	075 SPICES	5 373	4 391	2 655
725 PAPER,PULP MILL MACHINES	7 471	16 215	9 761	081 ANIMAL FEED STUFF	3 556 966	220 183	133 278
726 PRINTNG,BKBDNGNG MACHS	15 333	59 910	36 313	081 MARGARINE AND SHORTENING	54 163	9 609	5 825
727 FOOD-PROCESS.MCH.NON DOM	2 985	9 877	5 985	088 EDIBLE PROD.PREPRTNS,NES	294 827	130 402	78 953
728 OTH.MACH,PTS,SPCL INDUST	106 745	168 753	101 858	111 NON-ALCOHOL.BEVERAGE,NES	113 271	16 947	10 226
731 METAL REMOVAL WORK TOOLS	10 314	30 203	18 334	112 ALCOHOLIC BEVERAGES	3 288 376	477 353	288 138
733 MACH-TOOLS,METAL-WORKING	4 011	7 641	4 637	121 TOBACCO, UNMANUFACTURED	5 124	2 253	1 353
735 PARTS,NES,FOR MACH-TOOLS	11 722	31 699	19 216	122 TOBACCO, MANUFACTURED	99 182	120 553	72 812
737 METALWORKING MACHNRY NES	17 107	25 597	15 499	111 HIDES,SKINS(EX.FURS),RAW	10 521	3 229	1 949
741 HEATNG,COOLNG EQUIP,PART	32 918	85 951	52 174	212 FURSKINS, RAW	167	2 364	1 433
742 PUMPS FOR LIQUIDS,PARTS	24 143	50 432	30 456	222 OILSEED(SFT.FIX VEG.OIL)	312 952	13 077	7 923
743 PUMPS NES,CENTRIFUGS ETC	69 120	204 098	123 563	223 OILSEED(OTH.FIX.VEG.OIL)	8 598	1 647	998
744 MECHANICAL HANDLING EQUIP	152 839	159 127	96 456	231 NATURAL RUBBER, ETC.	6 951	1 018	601
745 OTH.NONELEC MCH,TOOL,NES	21 211	96 886	58 671	232 SYNTHETIC RUBBER, ETC.	269 154	51 302	31 031
746 BALL OR ROLLER BEARINGS	51 811	152 471	92 106	246 WOOD IN CHIPS, PARTICLES	15 412	682	408
747 TAPS,COCKS,VALVES,ETC.	37 287	110 757	66 889	247 WOOD ROUGH,ROUGH SQUARED	1 924	138	84
748 TRANSMISSIONS SHAFTS ETC	74 245	78 520	47 497	248 WOOD, SIMPLY WORKED	418 303	30 441	18 347
749 NON-ELECT MACH.PARTS,ETC	20 580	56 453	34 213	251 PULP AND WASTE PAPER	249 381	16 360	9 873
751 OFFICE MACHINES	44 201	205 285	123 976	261 SILK	412	407	246
752 AUTOMATC.DATA PROC.EQUIP	234 246	2 020 540	1 222 752	263 COTTON	59 210	8 825	5 337
759 PARTS,FOR OFFICE MACHINS	28 968	578 805	349 449	265 VEGETABLE TEXTILE FIBRES	38	90	53
761 TELEVISION RECEIVERS ETC	194 520	451 310	271 532	266 SYNTHETIC FIBRES	268 250	75 397	45 617
762 RADIO-BROADCAST RECEIVER	17 708	113 748	69 004	267 OTHER MAN-MADE FIBRES	118 579	43 596	26 291
763 SOUND RECORDER,PHONOGRPH	22 770	134 147	80 981	268 WOOL, OTHER ANIMAL HAIR	29 249	21 069	12 709
764 TELECOM.EQUIP.PARTS NES	105 828	602 414	363 240	269 WORN CLOTHING,TEXTL.ARTL	28 430	4 931	2 963
771 ELECT POWER MACHNRY.PARTS	24 459	122 193	73 693	272 FERTILIZERS, CRUDE	156 114	1 644	998
772 ELECT. SWITCH.RELAY.CIRCUIT	62 153	263 086	159 152	273 STONE, SAND AND GRAVEL	2 046 888	4 767	2 881
773 ELECTR.DISTRIB.EQPT NES	104 710	125 068	75 849	274 SULPHUR,UNRSTD.IRON PYRS	192 220	2 424	1 467
774 ELECTRO-MEDCL,XRAY EQUIP	5 538	57 920	34 972	277 NATURAL ABRASIVES, NES	145	3 504	2 117
775 DOM.ELEC.NON-ELEC.EQUIPT	124 639	188 974	114 254	278 OTHER CRUDE MINERALS	597 141	14 736	8 916
776 TRANSISTORS,VALVES,ETC.	45 806	1 151 820	697 422				
778 ELECTRIC.MACH.APPART.NES	151 531	481 960	290 790				

7 IMPORTS AND EXPORTS (SPECIAL TRADE) BY COUNTRIES OF PRODUCTION AND CONSUMPTION AND BY GROUPS OF THE SITC-REV. III 1993

GROUP DESCRIPTION	DT = 100 KG	1 000 DM	1 000 \$	GROUP DESCRIPTION	DT = 100 KG	1 000 DM	1 000 \$
281 IRON ORE, CONCENTRATES	121 389	9 921	553	713 INTRNL COMBUS PSTN ENGIN	872 834	658 867	398 675
282 FERROUS WASTE AND SCRAP	202 156	9 144	5 504	714 ENGINES, MOTORS NON-ELECT	8 040	346 349	208 169
285 ALUMINIUM ORE, CONCTR. ETC	90 484	10 125	6 115	716 ROTATING ELECTRIC PLANT	130 771	288 464	174 367
287 ORE, CONCENTR. BASE METALS	1 507	2 844	1 738	718 OTH. PMWR. GENRTNG. MACHNRY	53 405	112 539	68 205
288 NON-FERROUS WASTE, SCRAP	293 925	37 576	22 776	721 AGRIC. MACHINES, EX. TRACTR	169 803	221 550	134 141
289 PREC. METAL ORES, CONCTR	12 262	26 334	15 938	722 TRACTORS	188 221	207 349	125 270
291 CRUDE ANIMAL MATERLS. NES	16 981	6 839	4 129	723 CIVIL ENGINEERING EQUIPT	207 775	251 114	152 047
292 CRUDE VEG. MATERIALS, NES	66 831	37 700	22 804	724 TEXTILE, LEATHER MACHINES	58 694	239 975	145 286
321 COAL, NOT AGGLOMERATED	1 395 147	31 602	19 082	725 PAPER, PULP MILL MACHINES	24 954	100 509	60 892
322 BRIQUETTES, LIGNITE, PEAT	1 349 899	33 219	20 106	726 PRINTING, BOOKBINDING MACHS	78 682	347 455	209 427
333 PETROLEUM OILS, CRUDE	368 582	5 762	3 370	727 FOOD-PROCESS. MCH. NON DOM	26 420	84 055	51 101
334 PETROLEUM PRODUCTS	7 711 311	175 203	106 179	728 OTH. MACH. PTS, SPLCL INDUST	175 979	658 490	338 753
335 RESIDUAL PETROL. PRODUCTS	198 516	15 403	9 251	731 METAL REMOVAL WORK TOOLS	41 745	145 552	88 018
342 LIQUEFIED PROPANE, BUTANE	234 928	6 086	3 655	733 MACH-TOOLS, METAL-WORKING	19 534	51 763	31 276
344 PETROLEUM GASES, NES				735 PARTS, NES, FOR MACH-TOOLS	17 254	83 765	50 661
411 ANIMAL OILS AND FATS	127 455	11 778	7 127	737 METALWORKING MACHNRY NES	41 561	88 976	53 933
421 FIXED VEG. FAT, OILS, SOFT	211 159	18 476	11 240	741 HEATING, COOLING EQUIP, PART	81 920	222 611	134 788
422 FIXED VEG. FAT, OILS, OTHER	35 616	5 126	3 083	742 PUMPS FOR LIQUIDS, PARTS	76 186	479 586	290 271
431 ANIMAL, VEG. FATS, OILS, NES	180 274	25 675	15 590	743 PUMPS NES, CENTRIFUGS ETC	170 857	451 343	273 134
511 HYDROCARBONS, NES, DERIVTS	2 107 422	143 838	87 142	744 MECHANICAL HANDLING EQUIP	257 532	386 830	234 179
512 ALCOHOL, PHENOL, ETC. DERIV	1 427 641	178 736	108 016	745 OTH. NON-ELEC MCH, TOOL, NES	88 993	486 473	294 298
513 CARBOXYLIC ACIDS, DERIVTS	1 136 634	218 280	131 899	746 BALL OR ROLLER BEARINGS	52 822	161 368	97 843
514 NITROGEN-FUNCT. COMPOUNDS	427 391	189 435	114 711	747 TAPS, COCKS, VALVES, ETC.	70 536	274 918	166 603
515 ORGANO-INORGANIC COMPNDS	201 938	208 967	126 602	748 TRANSMISSIONS SHAFTS ETC	212 551	294 726	178 249
516 OTHER ORGANIC CHEMICALS	773 010	139 200	84 225	749 NON-ELECT MACH. PARTS, ETC	59 398	189 362	114 741
522 INORGANIC CHEM. ELEMENTS	3 853 505	178 516	107 996	751 OFFICE MACHINES	31 753	176 731	106 653
523 METAL, SALTS, INORGAN. ACID	659 321	79 357	47 892	752 AUTOMATC. DATA PROC. EQUIP	56 850	1 274 911	771 729
524 OTHER CHEMICAL COMPOUNDS	62 362	31 023	18 732	753 PARTS, FOR OFFICE MACHINS	37 047	592 248	357 801
525 RADIO-ACTIVE MATERIALS	7 684	75 631	45 264	754 TELEVISION RECEIVERS ETC	33 229	79 092	47 676
531 SYNTH. COLOURS, LAKES, ETC.	116 170	194 522	117 660	762 RADIO-BROADCAST RECEIVER	6 744	87 141	40 708
532 DYEING, TANNING MATERIALS	22 072	5 713	3 466	763 SOUND RECORDER, PHONOGRPH	45 505	333 195	200 443
533 PIGMENTS, PAINTS, ETC.	504 624	271 730	164 520	764 TELECOMM. EQUIP. PARTS NES	32 744	379 557	229 529
541 MEDICINES, ETC. EXC. GRP542	24 907	245 628	148 618	771 ELECT POWER MACHNRY, PARTS	84 013	173 460	104 832
542 MEDICAMENTS	99 558	664 008	401 888	772 ELEC. SWITCH, RELAY, CIRCUIT	153 793	889 245	538 093
551 ESSNTL. OIL, PERFUME, FLAVR	31 278	63 474	38 313	773 ELECTRO-DISTRIB. EOPT NES	147 356	295 466	178 661
553 PERFUMERY, COSMETICS, ETC.	131 110	128 566	77 616	774 ELECTRO-MEDCL. XRAY EQUIP	8 778	150 335	90 775
554 SOAP, CLEANERS, POLISH, ETC	695 572	180 030	108 712	775 DOM. ELEC. NON-ELEC. EQUIPT	273 847	357 509	2

7 IMPORTS AND EXPORTS (SPECIAL TRADE) BY COUNTRIES OF PRODUCTION AND CONSUMPTION AND BY GROUPS OF THE SITC-REV. III 1993

GROUP DESCRIPTION	DT = 100 KG	1 000 DM	1 000 \$	GROUP DESCRIPTION	DT = 100 KG	1 000 DM	1 000 \$
062 SUGAR CONFECTIONERY	6 097	2 735	1 651	735 PARTS,NES,FOR MACH-TOOLS	324	1 780	1 077
073 CHOCOLATE,OTH.COCOA PREP	561	149	88	737 METALWORKING MACHNRY NES	30	495	298
081 ANIMAL FEED STUFF	1 284	377	228	741 HEATING,COOLNG EQUIP,PART	7 761	30 274	18 284
098 EDIBLE PROD.PREPRNTS,NES	202 125	952 282	575 237	742 PUMPS FOR LIQUIDS,PARTS	21 454	47 174	28 404
111 NON-ALCOHOL.BEVERAGE,NES	1 805	196	116	743 PUMPS NES,CENTRIFUGS ETC	1 171	11 337	6 821
112 ALCOHOLIC BEVERAGES	220 210	89 082	53 760	744 MECHANICAL HANDLING EQUIP	12 989	10 956	6 588
122 TOBACCO, MANUFACTURED	13 076	100 840	60 986	745 OTH.NONELEC MCH,TOOL,NES	1 958	4 415	2 678
223 OILSEED(OTH.FIX.VEG.OIL)	10 825	395	247	746 BALL OR ROLLER BEARINGS	1 033	1 715	1 037
232 SYNTHETIC RUBBER, ETC.	13 722	562	340	747 TAPS,COCKS,VALVES,ETC.	495	3 631	2 186
244 CORK,NATURAL,RAW;WASTE	418	103	63	748 TRANSMISSIONS SHAFTS ETC	409	2 022	1 232
247 WOOD ROUGH,ROUGH SQUARED	28 561	445	272	749 NON-ELECT MACH.PARTS,ETC	510	3 978	2 403
263 COTTON	1 463	297	176	751 OFFICE MACHINES	52	52	31
266 SYNTHETIC FIBRES	140 142	36 836	22 329	752 AUTOMATC.DATA PROC.EQUIP	22 878	663 674	402 909
268 WOOL, OTHER ANIMAL HAIR	10 658	6 493	3 909	753 PARTS,FOR OFFICE MACHINS	6 210	169 996	103 535
273 STONE, SAND AND GRAVEL	2 430 036	3 862	2 329	761 TELEVISION RECEIVERS ETC	50	112	67
277 NATURAL ABRASIVES, NES	30	42 341	25 605	762 RADIO-BROADCAST RECEIVER	65	155	92
278 OTHER CRUDE MINERALS	164 045	11 920	7 181	764 TELECOMM.EQUIP.PARTS NES	6 753	102 421	61 896
285 ALUMINIUM ORE,CONCTR.ETC	676 335	22 727	13 713	771 ELECT POWER MACHNRY PARTS	1 375	17 030	10 328
287 ORE,CONCENTR.BASE METALS	729 232	15 050	9 101	772 ELEC. SWITCH,RELAY,CIRCUIT	16 654	177 228	107 614
288 NON-FERROUS WASTE,SCRAP	4 002	3 015	1 809	773 ELECTR DISTRIB. EQPT NES	62 277	116 124	70 449
289 PREC.METAL ORES,CONCTR	25	230	174	774 ELECTRO-MEDCL,XRAY EQUIP	27	801	485
291 CRUDE ANIMAL MATERLS,NES	15 254	5 290	3 200	775 DOM.ELEC,NON-ELEC.EQUIPT	48 339	134 264	81 536
292 CRUDE VEG.MATERIALS, NES	2 098	20 626	12 557	776 TRANSISTORS,VALVES,ETC.	232	38 875	23 530
334 PETROLEUM PRODUCTS	9 446	594	356	778 ELECTRIC.MACH.APPART.NES	6 120	46 417	28 097
335 RESIDUAL PETROL.PRODUCTS	283	119	72	784 PARTS,TRACTORS,MOTOR VEH	16 101	31 596	19 086
411 ANIMAL OILS AND FATS	4 445	946	572	786 TRAILERS,SEMI-TRAILR,ETC	921	526	320
511 HYDROCARBONS,NES,DERIVTS	92	194	117	792 AIRCRAFT,ASSOCTD.EQUIPNT	169	10 066	6 059
512 ALCOHOL,PHENOL,ETC.DERIV	326	612	371	793 SHIP,BOAT,FLOAT.STRUCTRS	3 400	7 807	4 740
513 CARBOXYLIC ACIDS,DERIVTS	44 847	58 483	35 412	811 PREFABRICATED BUILDINGS	13 208	4 626	2 820
514 NITROGEN-FUNCT.COMPOUNDS	48 675	36 451	22 070	812 PLUMBNG,SANITRY,EQPT.ETC	9 159	3 566	2 133
515 ORGANO-INORGANIC COMPNDS	5 636	115 559	69 850	813 LIGHTNG FIXTURES ETC.NES	144	589	357
516 OTHER ORGANIC CHEMICALS	224	1 415	864	821 FURNITURE,CUSHIONS,ETC.	7 600	9 705	5 869
522 INORGANIC CHEM.ELEMENTS	695	233	140	831 TRUNK,SUIT-CASES,BAG,ETC	2 911	3 716	2 249
523 METAL.SALTS,INORGAN.ACID	9 625	2 203	1 328	841 MENS,BOYS CLOTHNG,X-KNIT	381	2 373	1 432
524 OTH.OTHER CHEMICAL COMPOUNDS	241	2 381	1 436	842 WOMEN,GIRL CLOTHNG,XKNIT	466	2 743	1 660
531 SYNTH.COLOURS,LAKES,ETC.	132	87	59	843 MENS,BOYS CLOTHNG,KNIT	5 208	24 601	14 745
533 PIGMENTS, PAINTS, ETC.	10 714	5 191	3 135	844 WOMEN,GIRLS CLOTHNG,KNIT	1 674	12 269	7 998
541 MEDICINES,ETC.EXC.GRPS42	3 490	31 538	18 936	845 OTHR.TEXTILE APPAREL,NES	18 081	42 707	25 765
542 MEDICAMENTS	72 159	132 107	79 829	846 CLOTHING ACCESSRS,FABRIC	710	4 993	3 031
551 ESSNTL.OIL,PERFUME,FLAVR	3 379	12 418	7 519	848 CLOTHNG,NONTXTL;HEADGEAR	287	2 916	1 759
553 PERFUMERY,COSMETICS,ETC.	67 355	118 710	71 890	851 FOOTWEAR	90	507	311
554 SOAP,CLEANERS,POLISH,ETC	2 077	1 885	1 146	871 OPTICAL INSTRUMENTS,NES	1	215	126
562 FERTILIZER,EXCEPT GRP272	1 203 769	21 056	12 801	872 MEDICAL INSTRUMENTS NES	12 661	77 664	47 003
571 POLYMERS OF ETHYLENE	2 026	463	282	873 METERS,COUNTERS,NES	76	710	426
572 POLYMERS OF STYRENE	473	486	294	874 MEASURE,CONTROL INSTRMNT	3 153	55 508	33 524
573 POLYMERS,VINYL CHLORIDE	87	153	93	881 PHOTOGRAPH APPAR.ETC.NES	106	962	581
574 POLYACETAL,POLYCARBONATE	430	763	457	882 PHOTO.CINEMATOGPH.SUPPL	4 287	8 436	5 131
575 OTH.PLASTIC,PRIMARY FORM	29 240	19 387	11 706	884 OPTICAL GOODS NES	1 744	38 778	23 449
581 PLASTIC TUBE,PIPE,HOSE	4 468	15 505	9 343	885 WATCHES AND CLOCKS	17	69	40
582 PLASTIC PLATE,SHEETS,ETC	14 812	32 548	19 708	892 PRINTED MATTER	3 280	8 666	5 223
591 INSECTICIDES, ETC.	1 304	939	573	893 ARTICLES,NES,OF PLASTICS	90 527	79 997	48 659
592 STARCHES,INULIN,ETC.	16 100	56 087	33 847	894 BABY CARRIAGE,TOYS,GAMES	33 803	34 453	20 908
597 PREPPO ADDITIVES,LIQUIDS	1 705	1 198	734	895 OFFICE,STATIONERY SUPPLS	829	4 063	2 435
598 MISC.CHEMICAL PRODTS,NES	75 406	42 933	25 917	896 WORKS OF ART,ANTIQUE ETC	105	617	373
611 LEATHER	93	632	382	897 GOLD,SILVERWARE,JEWEL NES	94	4 608	2 776
612 MANUFACT. LEATHER ETC.NES	258	1 557	939	898 MUSICAL INSTRUMENTS,ETC.	81 282	494 519	298 919
621 MATERIALS OF RUBBER	19 591	17 248	10 344	899 MISC MANUFCTRD GOODS NES	6 875	38 111	22 996
625 RUBBER TYRES,TUBES,ETC.	56 112	45 872	27 668				
629 ARTICLES OF RUBBER, NES	37 390	56 613	34 422	EXPORTS	7 464 230	2 775 391	1 678 159
634 VENEERS, PLYWOOD, ETC.	4 566	689	416				
635 WOOD MANUFACTURES, NES	3 670	3 896	2 345	001 LIVE ANIMALS	2 916	1 454	863
641 PAPER AND PAPERBOARD	1 349	320	193	011 BOVINE MEAT	1 641	987	591
642 PAPER,PAPERBOARD,CUT ETC	2 928	2 702	1 642	012 OTHER MEAT, MEAT OFFAL	1 775	758	463
651 TEXTILE YARN	22 984	23 673	14 374	016 MEAT,ED.OFFL,DRY,SLT,SMK	1 622	905	546
652 COTTON FABRICS, WOVEN	4 627	5 046	3 043	017 MEAT,OFFL,PRPD,PRSV,D,NES	771	942	568
653 FABRICS,MAN-MADE FIBRES	1 064	1 678	1 022	022 MILK AND CREAM	4 806	1 694	1 013
654 OTH.TEXTILE FABRIC,WOVEN	1 534	8 407	5 099	023 BUTTER,OTHER FAT OF MILK	1 269	836	503
655 KNIT.CROCHET.FABRIC NES	127	172	103	024 CHEESE AND CURD	4 517	3 294	1 997
656 TULLE,LACE,EMBROIDRY,ETC	392	1 950	1 160	037 FISH ETC.PREPD,PRSV,D,NES	82	71	45
657 SPECIAL YARN,TXTL.FABRIC	1 072	6 512	3 928	041 WHEAT, MESLIN, UNMILLED	34 162	1 277	780
658 TEXTILE ARTICLES NES	3 645	6 409	3 857	042 RICE	445	84	49
659 FLOOR COVERINGS, ETC.	13 006	9 664	5 838	044 MAIZE UNMILLED	171	75	46
661 LIME,CEMENT,CONSTR.MATRL	13 222	844	505	048 CEREAL PREPARATIONS	10 336	5 827	3 534
662 CLAY,REFRCT.CONSTR.MATRL	19 193	1 783	1 075	054 VEGETABLES	2 475	1 067	647
663 MINERAL MANUFACTURES,NES	5 755	7 423	4 498	056 VEGETABLES,PRPD,PRSV,D,NES	5 027	1 809	1 083
664 GLASS	5 010	4 891	2 952	057 FRUIT,NUTS EXCL.OIL NUTS	191	103	65
665 GLASSWARE	742	1 087	667	058 FRUIT,PRESERVED,PREPARED	3 444	1 115	671
666 POTTERY	454	599	355	059 FRUIT,VEGETABLE JUICES	11 008	2 029	1 230
667 PEARLS,PRECIOUS STONES	.	.	.	061 SUGARS,MOLASSES,HONEY	10 007	1 865	1 004
671 PIG IRON,SPIEGELEISN,ETC	226	53	32	062 SUGAR CONFECTIONERY	1 223	528	315
673 FLAT-ROLLED IRON ETC.	943	58	33	071 COFFEE,COFFEE SUBSTITUTE	2 252	3 759	2 292
675 FLAT-ROLLED, ALLOY STEEL	293	279	164	073 CHOCOLATE,OTH.COCOA PREP	1 015	659	398
676 IRON,STL.BAR,SHAPES ETC.	428 479	26 402	15 922	074 TEA AND MATE	659	182	107
679 TUBES,PIPES,ETC.IRON,STL	1 317	2 999	1 814	075 SPICES	1 123	2 545	1 518
682 COPPER	275	285	172	081 ANIMAL FEED STUFF	131 418	10 311	6 225
683 NICKEL	373	1 496	911	088 EDIBLE PROD.PREPRNTS,NES	33 393	11 170	6 765
684 ALUMINIUM	25 868	16 631	10 076	111 NON-ALCOHOL.BEVERAGE,NES	2 652	406	241
691 METALLIC STRUCTURES NES	1 600	4 461	2 705	112 ALCOHOLIC BEVERAGES	34 579	6 210	3 759
692 CONTAINERS,STORAGE,TRNSP	1 830	807	489	121 TOBACCO, UNMANUFACTURED	318	355	211
693 WIRE PRODUCTS EXCL.ELECT	3 280	2 500	1 512	122 TOBACCO, MANUFACTURED	653	1 207	726
694 NAILS,SCREWS,NUTS,ETC.	8 498	9 307	5 649	222 OILSEED(SFT.FIX.VEG.OIL)	580	93	58
695 TOOLS	8 869	21 682	13 147	232 SYNTHETIC RUBBER, ETC.	11 392	1 911	1 163
696 CUTLERY	38	202	120	247 WOOD ROUGH,ROUGH SQUARED	43 780	348	205
697 HOUSEHOLD EQUIPMENT,NES	1 034	3 394	2 063	248 WOOD, SIMPLY WORKED	27 043	1 626	979
699 MANUFACTS.BASE METAL,NES	44 279	46 328	27 934	251 PULP AND WASTE PAPER	259	76	45
713 INTRNL COMBUS PSTN ENGIN	539	3 302	1 999	266 SYNTHETIC FIBRES	70 347	21 756	13 052
714 ENGINES,MOTORS NON-ELECT	1	66	41	267 OTHER MAN-MADE FIBRES	52 386	4 089	2 478
716 ROTATING ELECTRIC PLANT	11 527	16 392	9 894	268 WOOL, OTHER ANIMAL HAIR	4 541	4 169	2 517
718 OTH.POWR.GENRTNG.MACHNRY	7 935	7 744	4 702	273 STONE, SAND AND GRAVEL	12 415	245	146
721 AGRIC.MACHINES,EX.TRACTR	3 345	2 893	1 743	274 SULPHUR,UNRSTD.IRON PYRS	938	59	37
723 CIVIL ENGINEERING EQUIPT	8 396	5 505	3 333	277 NATURAL ABRASIVES, NES	76	5 955	3 613
724 TEXTILE,LEATHER MACHINES	605	1 154	698	278 OTHER CRUDE MINERALS	293 940	3 030	1 828
725 PAPER,PULP MILL MACHINES	739	4 187	2 526	282 FERROUS WASTE AND SCRAP	113 512	1 791	1 086
726 PRINTNG,BOOKBINDNG MACHS	402	579	345	285 ALUMINIUM ORE,CONCTR.ETC	32	130	80
727 FOOD-PROCESS.MCH.NON DOM	69	356	218	288 NON-FERROUS WASTE,SCRAP	6 692	703	423
728 OTH.MACH,PTS,SPCL INDUST	18 171	24 413	14 664	291 CRUDE ANIMAL MATERLS,NES	688	167	102
731 METAL REMOVAL WORK TOOLS	185	474	289	292 CRUDE VEG.MATERIALS, NES	6 198	2 623	1 582
733 MACH-TOOLS,METAL-WORKING	512	1 437	850	322 BRIQUETTES,LIGNITE,PEAT	437 381	6 403	3 868

7 IMPORTS AND EXPORTS (SPECIAL TRADE) BY COUNTRIES OF PRODUCTION AND CONSUMPTION AND BY GROUPS OF THE SITC-REV. III 1993

GROUP DESCRIPTION	DT = 100 KG	1 000 DM	1 000 \$	GROUP DESCRIPTION	DT = 100 KG	1 000 DM	1 000 \$
334 PETROLEUM PRODUCTS	33 312	943	572	737 METALWORKING MACHNRY NES	1 498	4 916	2 965
335 RESIDUAL PETROL. PRODUCTS	15 640	1 943	1 167	741 HEATING, COOLING EQUIP, PART	7 170	19 064	11 580
342 LIQUEFIED PROPANE, BUTANE	7 347	175	108	742 PUMPS FOR LIQUIDS, PARTS	2 852	9 051	5 464
411 ANIMAL OILS AND FATS	2 880	364	215	743 PUMPS NES, CENTRIFUGS ETC	5 967	22 610	13 656
421 FIXED VEG. FAT, OILS, SOFT	19 669	1 547	937	744 MECHANICAL HANDLING EQUIP	9 377	16 501	10 020
422 FIXED VEG. FAT, OILS, OTHER	1 434	304	182	745 OTH. NONELEC MCH. TOOL, NES	4 461	34 712	20 821
431 ANIMAL, VEG. FATS, OILS, NES	1 643	525	318	746 BALL OR ROLLER BEARINGS	437	1 267	769
511 HYDROCARBONS, NES, DERIVTS	18 048	2 980	1 802	747 TAPS, COCKS, VALVES, ETC.	1 563	10 333	6 242
512 ALCOHOL, PHENOL, ETC. DERIV	105 805	12 848	7 759	748 TRANSMISSIONS SHAFTS ETC	4 736	8 891	5 383
513 CARBOXYLIC ACIDS, DERIVTS	54 141	8 895	5 367	749 NON-ELECT MACH. PARTS, ETC	3 973	18 871	10 260
514 NITROGEN-FUNCT. COMPOUNDS	24 778	17 263	10 429	751 OFFICE MACHINES	943	11 242	6 796
515 ORGANIC-INORGANIC COMPNDS	11 947	35 945	21 844	752 AUTOMATC. DATA PROC. EQUIP	3 175	116 293	69 806
516 OTHER ORGANIC CHEMICALS	13 155	19 865	12 104	759 PARTS, FOR OFFICE MACHINS	1 852	62 905	37 882
522 INORGANIC CHEM. ELEMENTS	477 699	11 839	7 176	761 TELEVISION RECEIVERS ETC	1 363	3 665	2 222
523 METAL. SALTS, INORGAN. ACID	46 363	7 321	4 420	762 RADIO-BROADCAST RECEIVER	1 449	3 464	2 094
524 OTHER CHEMICAL COMPOUNDS	2 920	6 450	3 899	763 SOUND RECORDER, PHONOGRPH	1 251	8 656	5 195
525 RADIO-ACTIVE MATERIALS		356	215	764 TELECOMM. EQUIP. PARTS NES	1 877	38 920	23 500
531 SYNTH. COLOURS, LAKES, ETC.	13 855	13 985	8 776	771 ELECT POWER MACHNY. PARTS	5 683	23 435	14 276
532 DYEING, TANNING MATERIALS	1 627	270	165	772 ELEC. SWITCH, RELAY, CIRCUIT	25 351	145 246	87 822
533 PIGMENTS, PAINTS, ETC.	24 322	13 397	8 120	773 ELECTR. DISTRI. EQPT NES	21 276	23 375	14 112
541 MEDICINES, ETC. EXC. GRP542	11 137	44 965	27 220	774 ELECTRO-MEDCL. XRAY EQUIP	489	10 910	6 596
542 MEDICAMENTS	4 151	50 398	30 637	775 DOM. ELEC. NON-ELEC. EQUIPT	9 434	21 717	13 135
551 ESSNTL. OIL, PERFUME, FLAVR	383	666	407	776 TRANSISTORS, VALVES, ETC.	834	102 748	61 943
553 PERFUMERY, COSMETICS, ETC.	2 138	5 446	3 279	778 ELECTRIC MACH. APPART. NES	11 934	159 927	96 060
554 SOAP, CLEANERS, POLISH, ETC	24 913	7 535	4 555	781 PASS. MOTOR VEHCL. EX. BUS	84 129	151 728	91 839
562 FERTILIZER, EXCEPT GRP272	3 158 719	51 904	31 622	782 GOODS, SPCL. TRANSPORT VEH	12 297	18 316	11 042
571 POLYMERS OF ETHYLENE	81 082	9 592	5 816	783 ROAD MOTOR VEHICLES NES	5 296	5 168	5 168
572 POLYMERS OF STYRENE	49 729	11 730	7 108	784 PARTS, TRACTORS, MOTOR VEH	12 453	28 288	17 105
573 POLYMERS, VINYL CHLORIDE	49 334	8 483	5 161	785 CYCLES, MOTORCYCLES ETC.	854	1 296	775
574 POLYACETAL, POLYCARBONATE	55 485	19 565	11 852	786 TRAILERS, SEMI-TRAILER, ETC	1 242	917	553
575 OTH. PLASTIC, PRIMARY FORM	88 162	31 850	19 317	791 RAILWAY VEHICLES, EQUIPNT	19	95	57
579 PLASTIC WASTE, SCRAP ETC	16 159	1 051	636	792 AIRCRAFT, ASSOCTD. EQUIPNT	141	1 713	1 038
581 PLASTIC TUBE, PIPE, HOSE	8 209	7 036	4 276	793 SHIP, BOAT, FLOAT, STRUCTRS	12 327	6 518	4 033
582 PLASTIC PLATE, SHEETS, ETC	61 776	40 972	24 781	811 PREFABRICATED BUILDINGS	103	92	57
583 MONOFILAMENT OF PLASTICS	7 867	4 159	2 510	812 PLUMBING, SANITRY, EQPT. ETC	2 522	1 313	798
591 INSECTICIDES, ETC.	5 779	9 582	5 859	813 LIGHTING FIXTURES ETC. NES	1 619	4 941	2 976
592 STARCHES, INULIN, ETC.	20 473	4 191	2 534	821 FURNITURE, CUSHIONS, ETC.	11 963	8 606	5 213
593 EXPLOSIVES, PYROTECHNICS	50	217	132	831 TRUNK, SUIT-CASES, BAG, ETC	376	1 166	696
597 PREP. ADDITIVES, LIQUIDS	3 367	1 488	901	841 MENS, BOYS CLOTHING, X-KNIT	2 313	26 015	15 843
598 MISC. CHEMICAL PRDCTS. NES	44 664	28 638	17 266	842 WOMEN, GIRL CLOTHING, XKNIT	3 150	62 433	37 730
611 LEATHER	127	336	205	843 MENS, BOYS CLOTHING, KNIT	83	506	309
612 MANUFACT. LEATHER ETC. NES	97	269	163	844 WOMEN, GIRLS CLOTHING, KNIT	184	2 961	1 783
621 MATERIALS OF RUBBER	55 146	25 278	15 283	845 OTHR. TEXTILE APPAREL, NES	944	13 410	8 075
625 RUBBER TYRES, TUBES, ETC.	2 809	1 252	757	846 CLOTHING ACCESSRS, FABRIC	602	4 927	2 969
629 ARTICLES OF RUBBER, NES	1 931	5 545	3 360	848 CLOTHING, NONTXTL, HEADGEAR	359	2 494	1 503
633 CORK MANUFACTURES	37	125	76	851 FOOTWEAR	2 148	10 788	6 547
634 VENEERS, PLYWOOD, ETC.	26 858	5 748	3 481	871 OPTICAL INSTRUMENTS, NES	18	1 356	823
635 WOOD MANUFACTURES, NES	7 155	3 810	2 313	872 MEDICAL INSTRUMENTS NES	1 460	34 412	20 935
641 PAPER AND PAPERBOARD	277 212	37 891	23 047	873 METERS, COUNTERS, NES	417	2 857	1 735
642 PAPER, PAPERBOARD, CUT ETC	63 528	26 716	16 185	874 MEASURE, CONTROL INSTRMNT	1 950	31 427	19 004
651 TEXTILE YARN	59 223	33 859	20 492	881 PHOTOGRAPH APPAR. ETC. NES	348	3 746	2 248
652 COTTON FABRICS, WOVEN	2 733	4 185	2 524	882 PHOTO. CINEMATOGPH. SUPPL	9 327	15 050	9 095
653 FABRICS, MAN-MADE FIBRES	2 035	9 739	5 881	884 OPTICAL GOODS NES	452	27 205	16 438
654 OTH. TEXTILE FABRIC, WOVEN	1 879	3 988	2 387	885 WATCHES AND CLOCKS	156	2 133	1 293
655 KNIT, CROCHET, FABRIC NES	4 991	19 224	11 490	891 ARMS AND AMMUNITION	94	489	292
656 TULLE, LACE, EMBROIDRY, ETC	311	1 193	712	892 PRINTED MATTER	7 475	6 159	3 734
657 SPECIAL YARN, TXTL. FABRIC	2 808	6 141	3 730	893 ARTICLES, NES, OF PLASTICS	48 504	52 505	31 707
658 TEXTILE ARTICLES NES	1 550	1 323	801	894 BABY CARRIAGE, TOYS, GAMES	3 521	3 700	2 277
659 FLOOR COVERINGS, ETC.	2 040	1 765	1 068	895 OFFICE, STATIONERY SUPPLS	953	3 145	1 887
661 LIME, CEMENT, CONSTR. MATRL	8 229	538	325	897 GOLD, SILVERWARE, JEWEL NES	18	1 729	1 038
662 CLAY, REFRCT. CONSTR. MATRL	14 546	2 438	1 467	898 MUSICAL INSTRUMENTS, ETC.	1 858	13 352	8 008
663 MINERAL MANUFACTURES, NES	14 095	14 181	8 563	899 MISC MANUFCTRD GOODS NES	3 762	29 458	17 832
664 GLASS	30 097	9 948	6 043	971 GOLD, NONMONTRY EXCL ORES	4	402	240
665 GLASSWARE	14 656	8 575	5 182				
666 POTTERY	291	781	470				
667 PEARLS, PRECIOUS STONES				DENMARK			
671 PIG IRON, SPIEGELEISN, ETC	904	215	130	IMPORTS	62 767 076	10 550 385	6 381 103
672 INGOTS ETC. IRON OR STEEL	312	103	62				
673 FLAT-ROLLED IRON ETC.	126 052	7 963	4 842	001 LIVE ANIMALS	204 116	40 457	24 602
674 FLAT-ROLLED PLATED IRON	33 578	4 824	2 920	011 BOVINE MEAT	276 870	138 604	83 680
675 FLAT-ROLLED, ALLOY STEEL	5 698	1 247	749	012 OTHER MEAT, MEAT OFFAL	1 577 736	528 673	318 855
676 IRON, STL. BAR, SHAPES ETC.	43 915	7 800	4 700	016 MEAT, ED. OFFL, DRY, SLT, SMK	16 469	11 335	6 829
677 RAILWAY TRACK IRON, STEEL	2 779	1 399	849	017 MEAT, OFFL, PRPD, PRSDV, NES	196 360	113 955	68 862
678 WIRE OF IRON OR STEEL	7 071	3 046	1 839	022 MILK AND CREAM	129 309	34 495	20 732
679 TUBES, PIPES, ETC. IRON, STL	13 602	5 491	3 311	023 BUTTER, OTHER FAT OF MILK	48 748	32 118	19 492
681 SILVER, PLATINUM, ETC.	14	2 557	1 544	024 CHEESE AND CURD	521 808	425 568	257 321
682 COPPER	39 871	26 967	16 317	025 EGGS, BIRDS, YOLKS, ALBUMIN	13 516	3 728	2 254
683 NICKEL	1 591	3 131	1 894	034 FISH, FRESH, CHILLED, FROZN	835 630	332 964	201 298
684 ALUMINIUM	44 863	23 107	13 961	035 FISH, DRIED, SALTED, SMOKED	169 830	99 968	60 024
685 LEAD	70 141	5 149	3 100	036 CRUSTACEANS, MOLLUSCS ETC	140 994	20 752	12 630
686 ZINC	382	130	77	037 FISH ETC. PRPD, PRSDV, NES	229 540	153 766	92 934
687 TIN	213	192	119	041 WHEAT, MESLIN, UNMILLED	375 637	11 165	6 740
689 MISC. NON-FERR. BASE METAL	10	120	73	042 RICE	1 023	81	50
691 METALLIC STRUCTURES NES	3 840	3 794	2 296	043 BARLEY, UNMILLED	1 498 765	57 469	34 755
692 CONTAINERS, STORAGE, TRNSP	13 705	13 514	8 227	044 MAIZE UNMILLED	975	102	63
693 WIRE PRODUCTS EXCL. ELECT	6 634	3 884	2 350	045 OTHER CEREALS, UNMILLED	428 728	13 332	7 950
694 NAILS, SCREWS, NUTS, ETC.	16 905	23 417	14 145	046 MEAL, FLOUR OF WHEAT, MSLN	33 297	1 853	1 125
695 TOOLS	8 086	16 911	10 227	047 OTHER CEREAL MEAL, FLOURS	1 002	105	63
696 CUTLERY	444	1 878	1 138	048 CEREAL PREPARATIONS	699 850	166 127	100 706
697 HOUSEHOLD EQUIPMENT, NES	4 797	3 535	2 132	054 VEGETABLES	1 474 990	78 400	47 751
699 MANUFACT. BASE METAL, NES	37 836	23 407	14 137	056 VEGETABLES, PRPD, PRSDV, NES	62 189	22 247	13 443
711 STEAM GENER. BOILERS, ETC.	1 281	3 877	2 379	057 FRUIT, NUTS EXCL. OIL NUTS	76 766	5 755	3 427
712 STEAM TURBINES	2	177	108	058 FRUIT, PRESERVED, PREPARED	79 198	16 903	10 285
713 INTRNL COMBUS PSTN ENGIN	935	3 890	2 342	059 VEGETABLE JUICES	46 158	8 284	5 030
714 ENGINES, MOTORS NON-ELECT	22	1 533	935	061 SUGARS, MOLASSES, HONEY	230 397	9 301	5 610
716 ROTATING ELECTRIC PLANT	4 841	7 847	4 746	062 SUGAR CONFECTIONERY	26 346	15 117	9 143
718 OTH. POWR. GENRTNG. MACHNRY	341	1 089	664	071 COFFEE, COFFEE SUBSTITUTE	2 222	983	595
721 AGRIC. MACHINES, EX. TRACTR	14 018	14 310	8 692	072 COCOA	3 285	684	414
722 TRACTORS	3 271	3 928	2 376	073 CHOCOLATE, OTH. COCOA PREP	24 240	16 778	10 144
723 CIVIL ENGINEERING EQUIPT	6 802	8 041	4 851	074 TEA AND MATE	1 330	740	447
724 TEXTILE, LEATHER MACHINES	3 418	14 850	8 924	075 SPICES	774	565	342
725 PAPER, PULP MILL MACHINES	449	1 198	722	081 ANIMAL FEED STUFF	1 223 347	55 249	33 407
726 PRINTNG, BOOKBINDNG MACHS	3 405	17 402	10 552	081 MARGARINE AND SHORTENING	10 100	3 117	1 890
727 FOOD-PROCESS. MCH. NON DOM	1 190	7 814	4 769	098 EDIBLE PROD. PREPRTS, NES	225 576	104 078	62 828
728 OTH. MACH. PTS, SPCL INDUST	13 355	54 228	32 765	111 NON-ALCOHOL. BEVERAGE, NES	3 827	561	337
731 METAL REMOVAL WORK TOOLS	524	2 391	1 435	112 ALCOHOLIC BEVERAGES	1 301 578	139 086	83 956
733 MACH-TOOLS, METAL-WORKING	4 128	1 953	1 188	121 TOBACCO, UNMANUFACTURED	484	141	84
735 PARTS, NES, FOR MACH-TOOLS	275	3 028	1 832	122 TOBACCO, MANUFACTURED	23 725	94 953	57 411

7 IMPORTS AND EXPORTS (SPECIAL TRADE) BY COUNTRIES OF PRODUCTION AND CONSUMPTION AND BY GROUPS OF THE SITC-REV. III 1993

GROUP DESCRIPTION	DT = 100 KG	1 000 DM	1 000 \$	GROUP DESCRIPTION	DT = 100 KG	1 000 DM	1 000 \$
211 HIDES,SKINS(EX.FURS),RAW	2 415	783	467	886 ZINC	1 177	274	164
212 FURSKINS, RAW	2 097	53 135	32 180	889 MISC.NON-FERR.BASE METAL	476	286	166
222 OILSEED(SFT.FIX VEG.OIL)	99 694	4 452	2 656	891 METALLIC STRUCTURES NES	526 094	129 895	78 502
223 OILSEED(OTH.FIX.VEG.OIL)	1 654	338	205	692 CONTAINERS, STORAGE, TRNSP	24 759	31 592	19 165
232 SYNTHETIC RUBBER, ETC.	271	119	75	693 WIRE PRODUCTS EXCL.ELECT	16 692	2 674	1 634
246 WOOD IN CHIPS, PARTICLES	160 533	933	561	694 NAILS, SCREWS, NUTS, ETC.	45 839	21 008	12 708
247 WOOD ROUGH,ROUGH SQUARED	111 654	4 433	2 675	695 TOOLS	5 562	20 026	12 123
248 WOOD, SIMPLY WORKED	216 252	24 071	14 583	696 CUTLERY	200	802	482
251 PULP AND WASTE PAPER	644 329	18 223	11 076	697 HOUSEHOLD EQUIPMENT,NES	26 676	30 095	18 188
263 COTTON	3 440	387	234	699 MANUFACTS.BASE METAL,NES	186 084	109 398	66 317
266 SYNTHETIC FIBRES	120 600	25 687	15 613	711 STEAM GENER. BOILERS, ETC.	7 325	5 351	3 236
267 OTHER MAN-MADE FIBRES	1 034	62	37	712 STEAM TURBINES	256	2 575	1 558
268 WOOL, OTHER ANIMAL HAIR	1 345	763	456	713 INTRNL COMBUS PSTN ENGIN	13 662	28 099	16 991
269 WORN CLOTHING, TEXTL. ARTL	9 338	536	325	714 ENGINES, MOTORS NON-ELECT	2 235	37 232	21 843
272 FERTILIZERS, CRUDE	387 714	1 450	872	716 ROTATING ELECTRIC PLANT	50 322	86 138	52 375
273 STONE, SAND AND GRAVEL	15 624 238	29 283	17 729	718 OTH. POWR. GENRTNG. MACHNRY	4 211	12 430	7 595
274 SULPHUR, UNRSTD. IRON PYRS	42 231	319	190	721 AGRIC. MACHINES, EX. TRACTR	79 531	81 010	48 885
277 NATURAL ABRASIVES, NES	700	139	84	722 TRACTORS	454	423	256
278 OTHER CRUDE MINERALS	632 769	7 361	4 448	723 CIVIL ENGINEERING EQUIPT	12 855	15 089	9 113
282 FERROUS WASTE AND SCRAP	1 169 435	23 661	14 303	724 TEXTILE, LEATHER MACHINES	6 508	14 343	8 678
285 ALUMINIUM ORE, CONCTR. ETC	109	87	51	725 PAPER, PULP MILL MACHINES	2 058	6 479	3 957
287 ORE, CONCENTR. BASE METALS	120	61	38	726 PRINTING, BOOKBINDING MACHS	4 071	18 275	10 915
288 NON-FERROUS WASTE, SCRAP	210 564	41 479	25 159	727 FOOD-PROCESS. MCH. NON DOM	28 011	95 144	56 126
289 PREC. METAL ORES, CONCTR. S	152	5 785	3 467	728 OTH. MACH. PTS, SPCL INDOUST	26 687	52 314	31 608
291 CRUDE ANIMAL MATERLS. NES	222 746	34 772	21 040	731 METAL REMOVAL WORK TOOLS	1 560	2 747	1 668
292 CRUDE VEG. MATERIALS, NES	475 704	195 282	118 119	733 MACH-TOOLS, METAL-WORKING	10 666	13 443	8 161
321 COAL, NOT AGGLOMERATED	3 325	55	32	735 PARTS, NES, FOR MACH-TOOLS	1 219	4 594	2 789
322 BRIQUETTES, LIGNITE, PEAT	3 623	112	68	737 METALWORKING MACHNRY NES	4 331	17 529	10 634
325 COKE, SEMI-COKE, RET. CARBN	12 849	363	219	741 HEATING, COOLING EQUIP. PART	43 914	106 911	64 668
334 PETROLEUM PRODUCTS	6 321 195	170 107	103 043	742 PUMPS FOR LIQUIDS, PARTS	118 134	153 099	92 618
335 RESIDUAL PETROL. PRODUCTS	218 716	6 491	3 935	743 PUMPS NES, CENTRIFUGS ETC	48 131	81 753	49 476
351 ELECTRIC CURRENT	-	-	-	744 MECHANICAL HANDLING EQUIP	93 284	188 477	113 098
411 ANIMAL OILS AND FATS	166 627	12 291	7 462	745 OTH. NONELEC. MCH. TOOL, NES	18 517	52 479	31 815
421 FIXED VEG. FAT, OILS, SOFT	90 608	6 719	4 048	746 BALL OR ROLLER BEARINGS	436	998	608
422 FIXED VEG. FAT, OILS, OTHER	26 819	3 617	2 187	747 TAPS, COCKS, VALVES, ETC.	44 482	135 927	82 643
431 ANIMAL, VEG. FATS, OILS, NES	99 693	12 223	7 353	748 TRANSMISSIONS SHAFTS ETC	18 606	18 615	11 330
511 HYDROCARBONS, NES, DERIVTS	142	84	51	749 NON-ELECT. MACH. PARTS, ETC	5 306	32 604	19 717
512 ALCOHOL, PHENOL, ETC. DERIV	14 932	1 644	994	751 OFFICE MACHINES	1 735	2 562	1 557
513 CARBOXYLIC ACIDS, DERIVTS	6 446	4 883	2 954	752 AUTOMATC. DATA PROC. EQUIP	1 449	26 011	15 667
514 NITROGEN-FUNCT. COMPOUNDS	8 903	4 672	2 816	759 PARTS, FOR OFFICE MACHINS	1 477	25 239	15 161
515 ORGANO-INORGANIC COMPNDS	14 245	21 389	12 980	761 TELEVISION RECEIVERS ETC	1 859	5 475	3 354
516 OTHER ORGANIC CHEMICALS	78 978	70 870	42 917	762 RADIO-BROADCAST RECEIVER	532	4 546	2 792
522 INORGANIC CHEM. ELEMENTS	20 907	2 198	1 326	763 SOUND RECORDER, PHONOGRPH	631	6 826	4 092
523 METAL, SALTS, INORGAN. ACID	198 667	4 617	2 799	764 TELECOMM. EQUIP. PARTS NES	42 841	121 172	73 511
525 RADIO-ACTIVE MATERIALS	10	247	150	771 ELECT. POWER MACHNRY. PARTS	3 734	6 647	4 000
531 SYNTH. COLOURS, LAKES, ETC.	16 446	19 236	11 649	772 ELEC. SWITCH, RELAY, CIRCUIT	5 514	48 641	29 460
532 DYEING, TANNING MATERIALS	466	182	108	773 ELECTR. DISTRIB. EQPT NES	6 442	9 228	5 589
533 PIGMENTS, PAINTS, ETC.	191 594	58 900	35 818	774 ELECTRO-MEDCL. XRAY EQUIP	1 531	22 744	13 736
541 MEDICINES, ETC. EXC. GRP542	23 833	68 479	41 564	775 DOM. ELEC. NON-ELEC. EQUIPT	119 274	103 709	62 794
542 MEDICAMENTS	9 736	155 846	94 693	776 TRANSISTORS, VALVES, ETC.	332	8 336	5 020
551 ESSNTL. OIL, PERFUME, FLAVR	809	2 294	1 380	778 ELECTRIC. MACH. APPART. NES	26 928	44 772	27 115
553 PERFUMERY, COSMETICS, ETC.	17 462	19 635	11 922	781 PASS. MOTOR VEHCLS. EX. BUS	22 483	43 188	25 915
554 SOAP, CLEANERS, POLISH, ETC	143 872	28 686	17 344	782 GOODS, SPCL TRANSPORT VEH	16 288	6 352	3 865
562 FERTILIZER, EXCEPT GRP272	2 185 974	37 935	23 167	783 ROAD MOTOR VEHICLES NES	10 930	23 456	14 203
571 POLYMERS OF ETHYLENE	11 945	1 232	750	784 PARTS, TRACTORS, MOTOR VEH	128 736	91 047	55 091
572 POLYMERS OF STYRENE	3 069	1 822	1 101	785 CYCLES, MOTORCYCLES ETC.	3 148	9 442	5 698
573 POLYMERS, VINYL CHLORIDE	861	286	170	786 TRAILERS, SEMI-TRAILER, ETC	37 859	18 278	11 113
574 POLYACETAL, POLYCARBONATE	1 353	638	383	791 RAILWAY VEHICLES. EQUIPNT	613	1 138	685
575 OTH. PLASTIC, PRIMARY FORM	24 182	14 245	8 602	792 AIRCRAFT, ASSOCTD. EQUIPNT	477	8 243	4 950
579 PLASTIC WASTE, SCRAP ETC	11 997	728	441	793 SHIP, BOAT, FLOAT, STRUCTS	196 289	17 746	10 533
581 PLASTIC TUBE, PIPE, HOSE	20 236	20 347	12 264	811 PREFABRICATED BUILDINGS	72 940	32 628	19 594
582 PLASTIC PLATE, SHEETS, ETC	69 460	31 231	18 872	812 PLUMBING, SANITRY, EQPT. ETC	85 726	40 777	24 761
583 MONOFILAMENT OF PLASTICS	421	547	331	813 LIGHTING FIXTURES ETC. NES	15 032	29 900	18 114
591 INSECTICIDES, ETC.	1 396	678	408	821 FURNITURE, CUSHIONS, ETC.	1 021 766	752 424	455 079
592 STARCHES, INULIN, ETC.	120 834	24 887	15 029	831 TRUNK, SUIT-CASES, BAG, ETC	859	3 650	2 207
593 EXPLOSIVES, PYROTECHNICS	103	233	136	841 MENS, BOYS CLOTHING, X-KNIT	7 494	43 592	26 341
597 PREPRD ADDITIVES, LIQUIDS	20 961	5 788	3 495	842 WOMEN, GIRL CLOTHING, XKNIT	8 319	28 687	17 347
598 MISC. CHEMICAL PRODTS. NES	111 175	43 924	26 540	843 MENS, BOYS CLOTHING, KNIT	1 100	6 542	3 972
611 LEATHER	768	4 319	2 621	844 WOMEN, GIRLS CLOTHING. KNIT	5 864	40 975	24 780
612 MANUFACT. LEATHER ETC. NES	246	948	573	845 OTHR. TEXTILE APPAREL, NES	20 953	142 617	85 977
613 FURSKINS, TANNED, DRESSED	141	3 144	1 886	846 CLOTHING ACCESSRS, FABRIC	4 327	9 128	5 553
621 MATERIALS OF RUBBER	5 832	5 962	3 605	848 CLOTHING, NONXTL; HEADGEAR	1 619	6 120	3 665
625 RUBBER TYRES, TUBES, ETC.	29 705	7 625	4 607	851 FOOTWEAR	3 777	21 435	12 980
629 ARTICLES OF RUBBER, NES	4 059	9 085	5 478	871 OPTICAL INSTRUMENTS, NES	151	3 130	1 895
633 CORK MANUFACTURES	868	360	221	872 MEDICAL INSTRUMENTS NES	13 742	62 979	38 112
634 VENEERS, PLYWOOD, ETC.	108 557	18 901	11 442	873 METERS, COUNTERS, NES	85	1 425	865
635 WOOD MANUFACTURES, NES	514 290	194 507	117 933	874 MEASURE, CONTROL INSTRMNT	7 847	123 747	75 029
641 PAPER AND PAPERBOARD	596 948	51 921	31 403	881 PHOTOGRAPH APPAR. ETC. NES	2 949	24 035	14 526
642 PAPER, PAPERBOARD, CUT ETC	406 480	107 298	64 888	882 PHOTO. CINEMATOGRPH. SUPPL	232	1 502	900
651 TEXTILE YARN	49 917	52 864	32 001	884 OPTICAL GOODS NES	48	2 982	1 806
652 COTTON FABRICS, WOVEN	4 197	7 296	4 427	885 WATCHES AND CLOCKS	156	2 089	1 266
653 FABRICS, MAN-MADE FIBRES	1 132	5 761	3 506	891 ARMS AND AMMUNITION	763	5 212	3 162
654 OTH. TEXTILE FABRIC, WOVEN	595	2 647	1 588	892 PRINTED MATTER	56 200	70 011	42 211
655 KNIT. CROCHET. FABRIC NES	1 982	5 542	3 363	893 ARTICLES, NES, OF PLASTICS	246 901	212 219	128 673
656 TULLE, LACE, EMBROIDRY. ETC	1 139	865	523	894 BABY CARRIAGE, TOYS, GAMES	87 950	283 729	171 456
657 SPECIAL YARN, TXTL. FABRIC	21 110	15 269	9 229	895 OFFICE, STATIONERY SUPPLS	1 406	4 321	2 607
658 TEXTILE ARTICLES NES	11 015	23 972	14 521	896 WORKS OF ART, ANTIQUE ETC	799	10 040	6 104
659 FLOOR COVERINGS, ETC.	51 263	54 262	32 876	897 GOLD, SILVERWARE, JEWEL NES	55	4 233	2 561
661 LIME, CEMENT, CONSTR. MATRL	3 961 503	43 250	26 170	898 MUSICAL INSTRUMENTS, ETC.	4 589	41 957	25 156
662 CLAY, REFRCT. CONSTR. MATRL	1 503 493	31 108	18 809	899 MISC MANUFCTRD GOODS NES	18 240	52 854	32 090
663 MINERAL MANUFACTURES, NES	4 482 496	164 110	99 081	961 COIN NONGOLD NONCURRENT	1	193	119
664 GLASS	303 990	74 579	44 943	971 GOLD, NONMONTY EXCL ORES	32	7 170	4 405
665 GLASSWARE	83 719	10 270	6 255	EXPORTS	41 695 455	11 302 309	6 839 266
666 POTTERY	6 703	5 680	3 423	001 LIVE ANIMALS	27 817	10 118	6 118
667 PEARLS, PRECIOUS STONES	-	-	-	011 BOVINE MEAT	197 339	125 467	75 921
671 PIG IRON, SPIEGELEISEN, ETC	12 931	788	478	012 OTHER MEAT, MEAT OFFAL	46 617	13 582	8 181
672 INGOTS ETC. IRON OR STEEL	110 225	5 484	3 306	016 MEAT, ED. OFFL, DRY, SLT, SMK	5 896	4 712	2 838
673 FLAT-ROLLED IRON ETC.	856 821	49 344	29 890	017 MEAT, OFFL. PRPD, PRSVD, NES	30 100	18 419	11 146
674 FLAT-ROLLED PLATED IRON	13 199	2 173	1 305	022 MILK AND CREAM	160 583	33 024	19 896
675 FLAT-ROLLED, ALLOY STEEL	3 850	1 732	1 033	023 BUTTER, OTHER FAT OF MILK	10 234	6 033	3 652
676 IRON, STL. BAR, SHAPES ETC.	706 004	887	414	024 CHEESE AND CURD	21 372	37 680	22 850
677 RAILWAY TRACK IRON, STEEL	10 605	325	195	025 EGGS, BIRDS, YOLKS, ALBUMIN	31 810	3 815	2 330
678 WIRE OF IRON OR STEEL	241 298	58 207	34 997	034 FISH, FRESH, CHILLED, FROZLN	2 660	8 471	5 113
679 TUBES, PIPES, ETC. IRON, STL	8	166	2 209	035 FISH, DRIED, SALTED, SMOKED	1 834	4 142	2 479
681 SILVER, PLATINUM, ETC.	5 973	3 646	45 963	036 CRUSTACEANS, MOLLUSCS ETC	17 302	10 404	6 267
682 COPPER	178 308	75 857	69	037 FISH ETC. PREPD, PRSVD. NES	-	-	-
684 ALUMINIUM	593	116	-	-	-	-	-
685 LEAD	-	-	-	-	-	-	-

7 IMPORTS AND EXPORTS (SPECIAL TRADE) BY COUNTRIES OF PRODUCTION AND CONSUMPTION AND BY GROUPS OF THE SITC-REV. III 1993

GROUP DESCRIPTION	DT = 100 KG	1 000 DM	1 000 \$	GROUP DESCRIPTION	DT = 100 KG	1 000 DM	1 000 \$
041 WHEAT, MESLIN, UNMILLED	453 723	16 844	10 153	635 WOOD MANUFACTURES, NES	152 966	28 323	17 152
042 RICE	145 972	23 679	14 259	641 PAPER AND PAPERBOARD	970 441	134 087	81 145
043 BARLEY, UNMILLED	848 272	26 759	15 997	642 PAPER, PAPERBOARD, CUT ETC	613 374	181 760	109 927
044 MAIZE UNMILLED	705 698	41 387	24 947	651 TEXTILE YARN	145 171	117 954	71 505
045 OTHER CEREALS, UNMILLED	45 994	3 365	2 060	652 COTTON FABRICS, WOVEN	15 272	30 499	18 466
046 MEAL, FLOUR OF WHEAT, MSLN	233 733	12 772	7 695	653 FABRICS, MAN-MADE FIBRES	24 236	60 624	36 746
047 OTHER CEREAL MEAL, FLOURS	175 306	9 290	5 627	654 OTH. TEXTILE FABRIC, WOVEN	5 850	7 431	4 482
048 CEREAL PREPARATIONS	258 032	61 317	37 067	655 KNIT, CROCHET, FABRIC NES	8 234	17 115	10 389
054 VEGETABLES	260 232	20 059	12 190	656 TULLE, LACE, EMBROIDRY, ETC	2 496	10 492	6 334
056 VEGETABLES, PRPD, PRSD, NES	150 101	29 599	17 830	657 SPECIAL YARN, TXTL. FABRIC	55 220	66 551	40 323
057 FRUIT, NUTS EXCL. OIL NUTS	247 378	34 194	20 626	658 TEXTILE ARTICLES NES	17 225	20 221	12 241
058 FRUIT, PRESERVED, PREPARED	44 726	15 256	9 214	659 FLOOR COVERINGS, ETC.	36 265	27 556	16 639
059 FRUIT, VEGETABLE JUICES	98 960	18 592	11 272	661 LIME, CEMENT, CONSTR. MATRL	244 280	8 931	5 399
061 SUGARS, MOLASSES, HONEY	1 203 741	96 489	57 270	662 CLAY, REFRCT. CONSTR. MATRL	133 392	18 702	11 317
062 SUGAR CONFECTIONERY	24 916	12 293	7 444	663 MINERAL MANUFACTURES, NES	210 541	45 898	27 810
071 COFFEE, COFFEE SUBSTITUTE	20 386	13 217	7 979	664 GLASS	242 214	41 122	24 902
072 COCOA	25 793	6 719	4 078	665 GLASSWARE	140 247	35 924	21 769
073 CHOCOLATE, OTH. COCOA PREP	84 147	53 306	32 317	666 POTTERY	19 164	11 012	6 654
074 TEA AND MATE	5 908	3 217	1 926	667 PEARLS, PRECIOUS STONES	.	.	.
075 SPICES	8 069	6 888	4 144	671 PIG IRON, SPIEGELEISN, ETC	15 305	3 300	1 995
081 ANIMAL FEED STUFF	4 229 439	176 215	106 750	672 INGOTS ETC. IRON OR STEEL	18 994	1 445	878
091 MARGARINE AND SHORTENING	64 519	7 553	4 586	673 FLAT-ROLLED IRON ETC.	961 599	74 199	44 754
098 EDIBLE PROD. PREPRTNS, NES	163 181	58 404	35 334	674 FLAT-ROLLED PLATED IRON	430 323	52 286	31 653
111 NON-ALCOHOL. BEVERAGE, NES	360 765	3 466	2 097	675 FLAT-ROLLED, ALLOY STEEL	150 188	42 171	25 559
112 ALCOHOLIC BEVERAGES	178 894	32 215	19 473	676 IRON, STL. BAR, SHAPES ETC.	625 975	64 437	39 004
121 TOBACCO, MANUFACTURED	2 680	8 942	5 405	677 RAILWAY TRUCK IRON, STEEL	5 856	2 462	1 487
211 HIDES, SKINS (EX. FURS), RAW	9 555	2 080	1 276	678 WIRE OF IRON OR STEEL	82 026	12 522	7 567
212 FURSKINS, RAW	26	478	289	679 TUBES, PIPES, ETC. IRON, STL	676 802	121 386	73 530
222 OILSEED (SFT. FIX VEG. OIL)	797 612	31 754	19 236	681 SILVER, PLATINUM, ETC.	125	4 739	2 867
223 OILSEED (OTH. FIX. VEG. OIL)	3 724	396	242	682 COPPER	189 403	107 914	65 330
231 NATURAL RUBBER, ETC.	3 519	782	473	683 NICKEL	486	2 189	1 334
232 SYNTHETIC RUBBER, ETC.	31 469	8 469	5 121	684 ALUMINIUM	202 164	126 195	76 318
245 FUEL WOOD, WOOD CHARCOAL	56 134	274	164	685 LEAD	86 727	13 177	7 981
246 WOOD IN CHIPS, PARTICLES	43 574	894	540	686 ZINC	23 498	6 822	4 088
247 WOOD ROUGH, ROUGH SQUARED	928 606	10 547	6 454	687 TIN	427	537	324
248 WOOD, SIMPLY WORKED	121 587	12 071	7 278	689 MISC. NON-FERR. BASE METAL	200	567	340
251 PULP AND WASTE PAPER	815 411	10 462	6 337	691 METALLIC STRUCTURES NES	354 521	53 011	31 995
261 SILK	379	280	170	692 CONTAINERS, STORAGE, TRNSP	141 804	66 576	40 205
263 COTTON	1 855	260	154	693 WIRE PRODUCTS EXCL. ELECT	162 671	24 683	14 900
265 VEGETABLE TEXTILE FIBRES	128	103	59	694 NAILS, SCREWS, NUTS, ETC.	57 833	46 232	27 945
266 SYNTHETIC FIBRES	13 789	4 889	2 970	695 TOOLS	19 247	85 220	51 577
267 OTHER MAN-MADE FIBRES	1 053	191	115	696 CUTLERY	7 299	33 101	20 026
268 WOOL, OTHER ANIMAL HAIR	2 241	964	585	697 HOUSEHOLD EQUIPMENT, NES	11 859	11 445	6 926
269 WORN CLOTHING, TEXTL. ARTL	13 253	710	419	699 MANUFACT. BASE METAL, NES	215 035	190 629	115 464
272 FERTILIZERS, CRUDE	11 729	242	145	711 STEAM GENER. BOILERS, ETC.	3 071	2 688	1 631
273 STONE, SAND AND GRAVEL	549 804	6 412	3 885	712 STEAM TURBINES	858	10 174	6 191
274 SULPHUR, UNRSTD. IRON PYRS	286 525	3 063	1 859	713 INTRNL COMBUS PSTN ENGIN	41 271	116 861	70 760
277 NATURAL ABRASIVES, NES	4 411	730	440	714 ENGINES, MOTORS NON-ELECT	289	30 352	18 162
278 OTHER CRUDE MINERALS	1 207 987	14 587	8 801	716 ROTATING ELECTRIC PLANT	78 568	115 204	69 708
282 FERROUS WASTE AND SCRAP	538 736	4 645	2 820	718 OTH. POWR. GENRTNG. MACHNRY	3 844	15 269	9 238
285 ALUMINIUM ORE, CONCTR. ETC	11 419	737	441	721 AGRIC. MACHINES, EX. TRACTR	28 137	37 060	22 439
287 ORE, CONCENTR. BASE METALS	3 632	130	79	722 TRACTORS	20 652	27 729	16 689
288 NON-FERROUS WASTE, SCRAP	98 082	10 385	6 288	723 CIVIL ENGINEERING EQUIPT	24 513	34 233	20 789
291 CRUDE ANIMAL MATERLS, NES	54 686	15 676	9 443	724 TEXTILE, LEATHER MACHINES	11 826	31 863	19 262
292 CRUDE VEG. MATERIALS, NES	59 206	37 605	22 846	725 PAPER, PULP MILL MACHINES	3 603	15 056	9 056
321 COAL, NOT AGGLOMERATED	2 926	107	67	726 PRINTING, BOOKBINDING MACHS	14 037	79 270	48 213
322 BRIQUETTES, LIGNITE, PEAT	158 436	3 048	1 847	727 FOOD-PROCESS. MCH. NON DOM	10 867	37 443	22 569
325 COKE, SEMI-COKE, RET. CARBN	24 978	883	537	728 OTH. MACH. PTS, SPCL INDUST	38 120	132 880	80 353
334 PETROLEUM PRODUCTS	3 426 072	92 558	55 414	731 METAL REMOVAL WORK TOOLS	6 713	29 194	17 576
335 RESIDUAL PETROL. PRODUCTS	373 167	22 889	13 815	733 MACH-TOOLS, METAL-WORKING	2 006	7 071	4 274
342 LIQUEFIED PROPANE, BUTANE	1 136	124	74	735 PARTS, NES, FOR MACH-TOOLS	2 809	19 223	11 691
344 PETROLEUM GASES, NES	.	.	.	737 METALWORKING MACHNRY NES	4 504	17 889	10 805
351 ELECTRIC CURRENT	.	.	.	741 HEATING, COOLING EQUIP, PART	38 417	95 873	58 097
411 ANIMAL OILS AND FATS	77 064	5 148	3 107	742 PUMPS FOR LIQUIDS, PARTS	28 236	82 217	49 822
421 FIXED VEG. FAT, OILS, SOFT	828 693	52 648	31 890	743 PUMPS NES, CENTRIFUGS ETC	121 382	183 776	111 594
422 FIXED VEG. FAT, OILS, OTHER	53 119	5 832	3 552	744 MECHANICAL HANDLING EQUIP	56 813	85 621	51 920
431 ANIMAL, VEG. FATS, OILS, NES	1 506 312	93 028	56 291	745 OTH. NONELEC MCH, TOOL, NES	24 190	113 351	68 778
511 HYDROCARBONS, NES, DERIVTS	48 344	10 161	6 137	746 BALL OR ROLLER BEARINGS	9 154	28 352	17 182
512 ALCOHOL, PHENOL, ETC. DERIV	271 596	36 164	21 785	747 TAPS, COCKS, VALVES, ETC.	28 216	96 786	58 695
513 CARBOXYLIC ACIDS, DERIVTS	123 517	23 804	14 379	748 TRANSMISSIONS SHAFTS ETC	54 183	97 737	59 179
514 NITROGEN-FUNCT. COMPOUNDS	67 064	25 017	15 167	749 NON-ELECT MACH. PARTS, ETC	33 428	68 094	41 185
515 ORGANO-INORGANIC COMPNOS	22 614	21 726	13 226	751 OFFICE MACHINES	9 607	45 371	27 382
516 OTHER ORGANIC CHEMICALS	53 498	14 701	8 887	752 AUTOMATC. DATA PROC. EQUIP	12 473	186 108	112 507
522 INORGANIC CHEM. ELEMENTS	919 764	46 858	28 351	759 PARTS, FOR OFFICE MACHINS	4 976	56 139	33 887
523 METAL. SALTS, INORGAN. ACID	922 548	42 707	25 756	761 TELEVISION RECEIVERS ETC	19 594	45 980	27 895
524 OTHER CHEMICAL COMPOUNDS	30 254	4 795	2 890	762 RADIO-BROADCAST RECEIVER	4 976	19 713	11 957
525 RADIO-ACTIVE MATERIALS	1	1 567	948	763 SOUND RECORDER, PHONOGRPH	6 769	44 919	27 057
531 SYNTH. COLOURS, LAKES, ETC.	16 778	43 799	26 534	764 TELECOMM. EQUIP. PARTS NES	14 886	168 173	101 204
532 DYEING, TANNING MATERIALS	3 604	1 682	1 021	771 ELECT. POWER MACHNRY. PARTS	27 972	50 486	30 636
533 PIGMENTS, PAINTS, ETC.	192 911	104 386	63 199	772 ELEC. SWITCH, RELAY, CIRCUIT	34 416	198 090	118 746
541 MEDICINES, ETC. EXC. GRP542	20 477	108 286	65 441	773 ELECTR. DISTRIB. EQPT NES	83 380	72 571	43 959
542 MEDICAMENTS	15 940	71 217	43 084	774 ELECTRO-MEDCL. XRAY EQUIP	865	26 175	15 741
551 ESSENTL. OIL, PERFUME, FLAVR	4 201	8 196	4 948	775 DOM. ELEC. NON-ELEC. EQUIPT	130 417	196 551	118 758
553 PERFUMERY, COSMETICS, ETC.	49 731	62 444	37 770	776 TRANSISTORS, VALVES, ETC.	2 434	51 205	30 992
554 SOAP, CLEANERS, POLISH, ETC	215 990	49 731	30 118	778 ELECTRIC MACH. APPART. NES	82 030	212 030	128 320
562 FERTILIZER, EXCEPT GRP272	2 525 044	54 735	33 197	781 PASS. MOTOR VEHCLS. EX. BUS	251 792	397 533	241 425
571 POLYMERS OF ETHYLENE	327 946	44 390	26 923	782 GOODS, SPCL TRANSPORT VEH	80 054	130 737	78 890
572 POLYMERS OF STYRENE	132 825	42 882	26 014	783 ROAD MOTOR VEHICLES NES	24 619	49 848	30 032
573 POLYMERS, VINYL CHLORIDE	123 233	24 475	14 821	784 PARTS, TRACTORS, MOTOR VEH	125 263	226 562	137 235
574 POLYACETAL, POLYCARBONATE	150 112	61 436	37 238	785 CYCLES, MOTORCYCLES ETC.	13 841	25 218	15 375
575 OTH. PLASTIC, PRIMARY FORM	508 780	137 598	83 345	786 TRAILERS, SEMI-TRAILER, ETC	132 848	129 536	78 507
579 PLASTIC WASTE, SCRAP ETC	4 336	158	95	791 RAILWAY VEHICLES. EQUIPNT	15 224	26 035	15 752
581 PLASTIC TUBE, PIPE, HOSE	32 998	39 322	23 795	792 AIRCRAFT, ASSOCTD. EQUIPNT	431	21 117	12 792
582 PLASTIC PLATE, SHEETS, ETC	231 378	137 597	83 208	793 SHIP, BOAT, FLOAT, STRUCTRS	16 528	7 289	4 460
583 MONOFILAMENT OF PLASTICS	27 568	19 976	12 083	811 PREFABRICATED BUILDINGS	1 299	893	546
591 INSECTICIDES, ETC.	19 228	39 341	24 082	812 PLUMBING, SANITRY, EQPT, ETC	17 388	22 511	13 580
592 STARCHES, INULIN, ETC.	135 077	31 981	19 328	813 LIGHTING FIXTURES ETC. NES	8 946	23 606	14 291
593 EXPLOSIVES, PYROTECHNICS	1 703	6 553	3 383	821 FURNITURE, CUSHIONS, ETC.	83 537	56 591	34 249
597 PREPRED. ADDITIVES, LIQUIDS	53 480	18 769	11 338	831 TRUNK, SUIT-CASES, BAG, ETC	3 492	11 188	6 777
598 MISC. CHEMICAL PRODTS. NES	771 306	105 769	64 065	841 MENS, BOYS CLOTHNG, X-KNIT	4 062	38 624	23 415
611 LEATHER	2 143	5 656	3 430	842 WOMEN, GIRL CLOTHNG, X-KNIT	8 416	80 293	48 608
612 MANUFACT. LEATHER ETC. NES	434	2 420	1 462	843 MENS, BOYS CLOTHNG, KNIT	321	2 126	1 286
613 FURSKINS, TANNED, DRESSED	89	1 171	700	844 WOMEN, GIRLS CLOTHNG, KNIT	1 900	13 500	8 166
621 MATERIALS OF RUBBER	25 639	22 882	13 722	845 OTH. TEXTILE APPAREL, NES	5 448	35 222	21 293
625 RUBBER TYRES, TUBES, ETC.	64 272	47 542	28 663	846 CLOTHING ACCESSRS, FABRIC	1 848	10 749	6 487
629 ARTICLES OF RUBBER, NES	15 488	38 507	23 322	848 CLOTHING, NONTXLT, HEADGEAR	1 344	7 262	4 385
633 CORK MANUFACTURES	1 466	2 299	1 387	851 FOOTWEAR	14 813	53 718	32 514
634 VENEERS, PLYWOOD, ETC.	877 512	81 440	49 268	871 OPTICAL INSTRUMENTS, NES	526	19 751	11 940

7 IMPORTS AND EXPORTS (SPECIAL TRADE) BY COUNTRIES OF PRODUCTION AND CONSUMPTION AND BY GROUPS OF THE SITC-REV. III 1993

GROUP DESCRIPTION	DT = 100 KG	1 000 DM	1 000 \$	GROUP DESCRIPTION	DT = 100 KG	1 000 DM	1 000 \$
872 MEDICAL INSTRUMENTS NES	5 291	54 263	32 836	656 TULLE, LACE, EMBROIDRY, ETC	232	3 756	2 266
873 METERS, COUNTERS, NES	2 860	14 561	8 794	657 SPECIAL YARN, TXTL. FABRIC	3 097	918	554
874 MEASURE, CONTROL INSTRMNT	9 582	161 384	97 494	658 TEXTILE ARTICLES NES	40 219	54 476	33 106
881 PHOTOGRAPH APPAR. ETC. NES	2 324	25 576	15 486	659 FLOOR COVERINGS, ETC.	5 538	4 886	2 943
882 PHOTO. CINEMATOGPH. SUPPL	46 087	94 376	56 984	661 LIME, CEMENT, CONSTR. MATRL	117 218	20 998	12 612
883 CINE. FILM EXPOSD. DEVELOPD	8	110	66	662 CLAY, REFRCT. CONSTR. MATRL	14 637	1 306	789
884 OPTICAL GOODS NES	679	39 664	24 012	663 MINERAL MANUFACTURES, NES	2 087	11 971	7 263
885 WATCHES AND CLOCKS	1 150	15 442	9 322	664 GLASS	28 836	6 042	3 655
891 ARMS AND AMMUNITION	1 900	4 669	2 821	665 GLASSWARE	243	140	86
892 PRINTED MATTER	180 825	125 312	75 511	666 POTTERY	6 397	2 866	1 737
893 ARTICLES, NES, OF PLASTICS	189 667	149 930	90 731	671 PIG IRON, SPIEGELEISN, ETC	105 529	18 178	10 934
894 BABY CARRIAGE, TOYS, GAMES	20 254	37 710	22 803	673 FLAT-ROLLED IRON ETC.	60 092	4 869	2 964
895 OFFICE, STATIONERY SUPPLS	8 841	25 805	15 609	674 FLAT-ROLLED PLATED IRON	14 916	1 594	962
896 WORKS OF ART, ANTIQUE ETC	11	1 307	797	676 IRON, STL, BAR, SHAPES ETC.	16 629	6 029	3 653
897 GOLD, SILVERWARE, JEWEL NES	135	17 428	10 548	677 RAILWAY TRACK IRON, STEEL	936	232	141
898 MUSICAL INSTRUMENTS, ETC.	27 287	76 250	46 174	678 WIRE OF IRON OR STEEL	10 131	1 393	843
899 MISC MANUFCTRD GOODS NES	61 839	60 988	36 874	679 TUBES, PIPES, ETC. IRON, STL	14 067	1 781	1 072
971 GOLD, NONMONTY EXCL ORES	3	4 010	2 430	681 SILVER, PLATINUM, ETC.	18	487	287
				682 COPPER	36 472	18 978	11 557
GREECE				684 ALUMINIUM	126 424	46 346	28 100
IMPORTS	9 112 759	3 342 971	2 022 874	691 METALLIC STRUCTURES NES	6 744	4 183	2 532
011 BOVINE MEAT	1 807	774	473	692 CONTAINERS, STORAGE, TRNSP	1 303	383	233
012 OTHER MEAT, MEAT OFFAL	7 175	3 920	2 366	694 NAILS, SCREWS, NUTS, ETC.	1 444	210	127
017 MEAT, OFFL, PRPD, PRSVD, NES	262	133	80	695 TOOLS	183	1 010	613
022 MILK AND CREAM	13 250	4 336	2 614	697 HOUSEHOLD EQUIPMENT, NES	2 248	2 943	1 788
023 BUTTER, OTHER FAT OF MILK	202	120	74	699 MANUFACT. BASE METAL, NES	6 279	3 963	2 401
024 CHEESE AND CURD	57 883	49 983	30 212	712 STEAM TURBINES	12	380	224
034 FISH, FRESH, CHILLED, FROZN	2 630	3 549	2 130	713 INTRNL COMBUS PSTN ENGIN	276	520	308
035 FISH, DRIED, SALTED, SMOKED	1 975	2 993	1 780	714 ENGINES, MOTORS NON-ELECT	1	382	237
036 CRUSTACEANS, MOLLUSCS ETC	554	686	401	716 ROTATING ELECTRIC PLANT	538	1 974	1 173
037 FISH ETC. PREPD, PRSVD, NES	2 267	1 837	1 112	718 OTH. POWR, GENRTNG, MACHNRY	8	346	209
041 WHEAT, MESLIN, UNMILLED	588 461	22 455	13 445	721 AGRIC. MACHINES, EX. TRACTR	118	169	104
042 RICE	1 614	155	90	723 CIVIL ENGINEERING EQUIPT	988	455	273
045 OTHER CEREALS, UNMILLED	4 036	159	97	724 TEXTILE, LEATHER MACHINES	852	2 700	1 648
048 CEREAL PREPARATIONS	9 892	2 360	1 422	726 PRINTNG, BOOKBINDNG MACHS	228	728	445
054 VEGETABLES	482 795	198 226	122 529	727 FOOD-PROCESS. MCH. NON DOM	22	163	98
056 VEGETABLES, PRPD, PRSVD, NES	272 227	46 254	27 918	728 OTH. MACH, PTS, SPCL INDUST	2 522	3 186	1 954
057 FRUIT, NUTS EXCL. OIL NUTS	978 448	189 836	113 200	731 METAL REMOVAL WORK TOOLS	41	124	77
058 FRUIT, PRESERVED, PREPARED	1 102 644	148 461	90 055	733 MACH-TOOLS, METAL-WORKING	193	314	185
059 FRUIT, VEGETABLE JUICES	6 518	1 008	611	735 PARTS, NES, FOR MACH-TOOLS	13	73	44
061 SUGARS, MOLASSES, HONEY	1 457	468	279	737 METALWORKING MACHNRY NES	1 125	709	429
062 SUGAR CONFECTIONERY	18 306	7 606	4 577	741 HEATING, COOLNG EQUIP, PART	1 797	2 267	1 359
071 COFFEE, COFFEE SUBSTITUTE	398	387	236	742 PUMPS FOR LIQUIDS, PARTS	175	588	364
072 COCOA	29 234	12 851	7 754	743 PUMPS, NES, CENTRIFUGS ETC	194	601	368
073 CHOCOLATE, OTH. COCOA PREP	445	165	100	744 MECHANICAL HANDLING EQUIP	571	578	350
075 SPICES	496	379	225	745 OTH. NONELEC MCH, TOOL, NES	422	1 299	794
081 ANIMAL FEED STUFF	15 203	720	435	746 BALL OR ROLLER BEARINGS	37	90	54
091 MARGARINE AND SHORTENING	735	189	114	747 TAPS, COCKS, VALVES, ETC.	1 900	2 056	1 251
098 EDIBLE PROD. PREPRTNS, NES	13 247	3 771	2 278	748 TRANSMISSIONS SHAFTS ETC	135	239	147
111 NON-ALCOHOL. BEVERAGE, NES	16 196	737	438	749 NON-ELECT MACH. PARTS, ETC	484	8 385	5 081
112 ALCOHOLIC BEVERAGES	365 440	119 647	72 066	751 OFFICE MACHINES	22	58	36
121 TOBACCO, UNMANUFACTURED	113 626	85 304	51 818	752 AUTOMATC. DATA PROC. EQUIP	35	878	532
122 TOBACCO, MANUFACTURED	508	414	250	759 PARTS, FOR OFFICE MACHINS	3	401	241
212 FURS(KINS, RAW	19	161	97	761 TELEVISION RECEIVERS ETC	26	53	34
222 OILSEED(SFT, FIX VEG. OIL)	386	118	70	764 TELECOMM. EQUIP. PARTS NES	725	30 801	18 457
248 WOOD, SIMPLY WORKED	1 360	141	85	771 ELECT POWER MACHNY. PARTS	401	1 089	659
263 COTTON	142 444	17 994	10 946	772 ELEC. SWITCH, RELAY, CIRCUIT	8 532	27 742	16 805
265 VEGETABLE TEXTILE FIBRES	242	50	31	773 ELECTR DISTRIBT. EQPT NES	27 179	8 825	5 310
267 OTHER MAN-MADE FIBRES	37	57	35	774 ELECTRO-MEDCL, XRAY EQUIP	1	58	35
268 WOOL, OTHER ANIMAL HAIR	1 203	282	170	775 DOM. ELEC. NON-ELEC. EQUIPT	3 312	3 737	2 262
269 WORN CLOTHING, TEXTL. ARTL	5 083	660	397	776 TRANSISTORS, VALVES, ETC.	5	679	410
273 STONE, SAND AND GRAVEL	12 456	1 015	613	778 ELECTRIC MACH. APPART. NES	12 304	56 422	34 627
274 SULPHUR, UNRSTD. IRON PYRS	69 705	114	70	781 PASS. MOTOR VEHCLS. EX. BUS	813	1 072	635
277 NATURAL ABRASIVES, NES	9 170	279	164	782 GOODS, SPCL TRANSPORT VEH	3 904	1 191	724
278 OTHER CRUDE MINERALS	2 125 869	26 907	16 284	783 ROAD MOTOR VEHICLES NES	1 077	947	579
282 FERROUS WASTE AND SCRAP	3 740	370	221	784 PARTS, TRACTORS, MOTOR VEH	2 822	2 523	1 509
285 ALUMINIUM ORE, CONCTR. ETC	27 540	436	271	786 TRAILERS, SEMI-TRAILER, ETC	2 733	1 808	1 098
287 ORE, CONCENTR. BASE METALS	9 000	243	142	791 RAILWAY VEHICLES, EQUIPNT	120	137	84
288 NON-FERROUS WASTE, SCRAP	23 573	3 722	2 283	792 AIRCRAFT, ASSOCTD. EQUIPNT	89	4 168	2 491
291 CRUDE ANIMAL MATERIALS, NES	760	2 360	1 428	793 SHIP, BOAT, FLOAT. STRUCTRS	63	181	110
292 CRUDE VEG. MATERIALS, NES	9 893	3 766	2 279	813 LIGHTING FIXTURES ETC. NES	281	463	285
334 PETROLEUM PRODUCTS	329 313	9 388	5 811	821 FURNITURE, CUSHIONS, ETC.	15 981	7 030	4 237
421 FIXED VEG. FAT, OILS, SOFT	3 391	1 749	1 060	831 TRUNK, SUIT-CASES, BAG, ETC	21	75	45
431 ANIMAL, VEG. FATS, OILS, NES	3 132	433	263	841 MENS, BOYS CLOTHING, X-KNIT	13 918	71 571	43 334
513 CARBOXYLIC ACIDS, DERIVTS	193	113	68	842 WOMEN, GIRL CLOTHING, XKNIT	62 547	388 343	234 629
514 NITROGEN-FUNCT. COMPOUNDS	3 019	228	137	843 MENS, BOYS CLOTHING, KNIT	17 732	59 638	36 037
515 ORGANO-INORGANIC COMPNDS	2	78	49	844 WOMEN, GIRLS CLOTHING, KNIT	35 424	167 989	101 588
516 OTHER ORGANIC CHEMICALS	30	75	46	845 OTHR. TEXTILE APPAREL, NES	158 740	684 540	401 346
531 SYNTH. COLOURS, LAKES, ETC.	968	1 606	976	846 CLOTHING ACCESSRS, FABRIC	12 599	39 195	23 718
533 PIGMENTS, PAINTS, ETC.	1 247	1 255	768	851 CLOTHING, NONTXL; HEADGEAR	2 261	118 820	71 602
541 MEDICINES, ETC. EXC. GRP542	25	467	282	855 FOOTWEAR	2 777	16 340	9 821
542 MEDICAMENTS	562	11 922	7 214	871 OPTICAL INSTRUMENTS, NES	81	14 901	8 902
551 ESSNTL. OIL, PERFUME, FLAVR	286	228	141	872 MEDICAL INSTRUMENTS NES	9	312	187
553 PERFUMERY, COSMETICS, ETC.	477	362	219	873 METERS, COUNTERS, NES	672	1 263	754
554 SOAP, CLEANERS, POLISH, ETC	286	78	48	874 MEASURE, CONTROL INSTRMNT	222	2 230	1 340
562 FERTILIZER, EXCEPT GRP272	261 430	3 224	1 948	881 PHOTOGRAPH APPAR. ETC. NES	38	1 853	1 125
572 POLYMERS OF STYRENE	235	79	47	882 PHOTO. CINEMATOGPH. SUPPL	234	1 430	863
574 POLYACETAL, POLYCARBONATE	255	82	51	884 OPTICAL GOODS NES	4	489	293
575 OTH. PLASTIC, PRIMARY FORM	230	121	72	885 WATCHES AND CLOCKS	5	62	37
581 PLASTIC TUBE, PIPE, HOSE	15 762	7 323	4 439	891 ARMS AND AMMUNITION	7	1 333	813
582 PLASTIC PLATE, SHEETS, ETC	1 416	551	328	892 PRINTED MATTER	7 394	5 215	3 155
592 STARCHES, INULIN, ETC.	702	394	241	893 ARTICLES, NES, OF PLASTICS	11 639	19 860	12 032
598 MISC. CHEMICAL PRDTS. NES	703 294	8 274	5 033	894 BABY CARRIAGE, TOYS, GAMES	782	2 339	1 443
611 LEATHER	2 315	5 654	3 400	895 OFFICE, STATIONERY SUPPLS	26	63	38
613 FURS(KINS, TANNED, DRESSED	652	14 250	8 619	896 WORKS OF ART, ANTIQUE ETC	9	421	257
625 RUBBER TYRES, TUBES, ETC.	4 432	2 563	1 538	897 GOLD, SILVERWARE, JEWEL NES	14	522	313
629 ARTICLES OF RUBBER, NES	8 755	3 399	2 055	898 MUSICAL INSTRUMENTS, ETC.	107	433	262
634 VENEERS, PLYWOOD, ETC.	35 573	6 896	4 164	899 MISC MANUFCTRD GOODS NES	1 631	5 675	3 410
635 WOOD MANUFACTURES, NES	1 391	451	277	EXPORTS	8 604 942	6 353 718	3 848 749
641 PAPER AND PAPERBOARD	594	256	156	001 LIVE ANIMALS	10 149	4 024	2 413
642 PAPER, PAPERBOARD, CUT ETC	442	222	131	011 BOVINE MEAT	256 495	150 284	90 884
651 TEXTILE YARN	112 578	74 762	45 305	012 OTHER MEAT, MEAT OFFAL	76 933	23 455	14 125
652 COTTON FABRICS, WOVEN	3 181	3 095	1 868	017 MEAT, OFFL, PRPD, PRSVD, NES	2 453	2 146	1 255
653 FABRICS, MAN-MADE FIBRES	6 817	3 176	1 924	022 MILK AND CREAM	399 107	104 026	62 923
654 OTH. TEXTILE FABRIC, WOVEN	84	461	274	023 BUTTER, OTHER FAT OF MILK	5 436	4 110	2 496
655 KNIT, CROCHET, FABRIC NES	4 143	5 503	3 340	024 CHEESE AND CURD	156 163	112 695	67 998

7 IMPORTS AND EXPORTS (SPECIAL TRADE) BY COUNTRIES OF PRODUCTION AND CONSUMPTION AND BY GROUPS OF THE SITC-REV. III 1993

GROUP DESCRIPTION	DT = 100 KG	1 000 DM	1 000 \$	GROUP DESCRIPTION	DT = 100 KG	1 000 DM	1 000 \$
025 EGGS,BIRDS,YOLKS,ALBUMIN	2 791	1 561	948	654 OTH.TEXTILE FABRIC,WOVEN	9 529	44 567	26 940
034 FISH,FRESH,CHILLED,FROZN	1 012	529	322	655 KNIT,CROCHET,FABRIC NES	17 502	44 715	27 114
035 FISH,DRIED,SALTED,SMOKED	24	81	47	656 TULLE,LACE,EMBROIDRY,ETC	2 276	13 427	8 088
036 CRUSTACEANS,MOLLUSCS ETC	185	414	252	657 SPECIAL YARN,TXTL.FABRIC	25 501	33 177	20 065
037 FISH ETC.PRPD,PRSTD,NES	14 614	8 848	5 344	658 TEXTILE ARTICLES NES	4 973	8 077	4 875
041 WHEAT, MESLIN, UNMILLED	224 633	7 393	4 414	659 FLOOR COVERINGS, ETC.	7 995	18 381	11 093
042 RICE	8 976	2 983	1 787	661 LIME,CEMENT,CONSTR.MATRL	1 812	249	148
043 BARLEY, UNMILLED	91 764	2 557	1 506	662 CLAY,REFRCT.CONSTR.MATRL	85 087	14 770	8 922
046 MEAL,FLOUR OF WHEAT,MSLN	8 731	571	346	663 MINERAL MANUFACTURES,NES	24 171	12 344	7 459
048 CEREAL PREPARATIONS	59 067	34 489	20 920	664 GLASS	28 629	6 656	4 016
054 VEGETABLES	63 373	2 824	1 706	665 GLASSWARE	29 437	16 618	10 047
056 VEGETABLES,PRPD,PRSTD,NES	26 424	4 415	2 664	666 POTTERY	9 372	10 305	6 226
057 FRUIT,NUTS EXCL.OIL NUTS	12 243	2 267	1 377	667 PEARLS,PRECIOUS STONES	-	-	-
058 FRUIT,PRESERVED,PREPARED	11 144	4 546	2 758	671 PIG IRON,SPIEGELEISN,ETC	31 776	1 449	872
059 FRUIT, VEGETABLE JUICES	29 408	8 088	4 900	672 INGOTS ETC.IRON OR STEEL	8 492	854	513
061 SUGARS,MOLASSES,HONEY	12 224	2 381	1 437	673 FLAT-ROLLED IRON ETC.	511 977	25 631	15 379
062 SUGAR CONFECTIONERY	7 117	4 612	2 783	674 FLAT-ROLLED PLATED IRON	255 733	26 220	15 960
071 COFFEE,COFFEE SUBSTITUTE	13 955	10 425	6 287	675 FLAT-ROLLED, ALLOY STEEL	64 345	16 727	10 203
072 COCOA	8 050	2 913	1 768	676 IRON,STL.BAR,SHAPES ETC.	51 086	5 632	3 414
073 CHOCOLATE,OTH.COCOA PREP	29 952	21 048	12 758	677 RAILWAY TRACK IRON,STEEL	1 217	558	329
075 SPICES	499	451	269	678 WIRE OF IRON OR STEEL	8 442	1 191	717
081 ANIMAL FEED STUFF	75 293	12 101	7 340	679 TUBES,PIPES,ETC.IRON,STL	89 808	13 477	8 200
091 MARGARINE AND SHORTENING	22 857	3 167	1 935	681 SILVER,PLATINUM,ETC.	428	10 528	6 354
098 EDIBLE PRD.PRPRTNS,NES	39 333	32 541	19 593	682 COPPER	45 896	26 354	15 952
111 NON-ALCOHOL.BEVERAGE,NES	37 149	5 765	3 490	683 NICKEL	113	505	305
112 ALCOHOLIC BEVERAGES	112 142	19 062	11 578	684 ALUMINIUM	98 628	45 377	27 399
121 TOBACCO, UNMANUFACTURED	11 224	14 234	8 532	685 LEAD	14 089	1 373	835
122 TOBACCO, MANUFACTURED	45 578	82 826	50 057	686 ZINC	6 762	1 308	793
211 HIDES,SKINS(EX.FURS),RAW	3 553	1 028	631	687 TIN	258	429	259
212 FURSKINS, RAW	168	4 408	2 633	689 MISC.NON-FERR.BASE METAL	1 720	2 224	1 339
222 OILSEED(SFT.FIX VEG.OIL)	833	96	58	691 METALLIC STRUCTURES NES	30 235	16 599	10 087
232 SYNTHETIC RUBBER, ETC.	10 560	2 751	1 663	692 CONTAINERS,STORAGE,TRNSP	7 584	6 551	3 952
246 WOOD IN CHIPS, PARTICLES	1 074	56	34	693 WIRE PRODUCTS EXCL.ELECT	20 680	10 770	6 448
247 WOOD ROUGH,ROUGH SQUARED	4 255	136	82	694 NAILS,SCREWS,NUTS,ETC.	8 394	6 429	3 894
248 WOOD, SIMPLY WORKED	11 229	2 060	1 241	695 TOOLS	9 603	21 588	13 069
251 PULP AND WASTE PAPER	36 397	3 013	1 817	696 CUTLERY	2 539	13 709	8 288
263 COTTON	2 172	807	496	697 HOUSEHOLD EQUIPMENT,NES	7 977	14 840	8 975
265 VEGETABLE TEXTILE FIBRES	743	146	89	699 MANUFACTS.BASE METAL,NES	39 532	41 368	25 068
266 SYNTHETIC FIBRES	39 902	11 501	6 969	700 CPL IND PLANT (84/85/87)	620	2 311	1 385
267 OTHER MAN-MADE FIBRES	20 501	12 063	7 235	711 STEAM GENER.BOILERS,ETC.	1 828	2 159	1 340
268 WOOL, OTHER ANIMAL HAIR	7 861	6 865	4 139	712 STEAM TURBINES	91	1 621	976
269 WORN CLOTHING,TEXTL.ARTL	1 785	474	290	713 INTRNL COMBUS PSTN ENGIN	10 473	47 882	28 844
273 STONE, SAND AND GRAVEL	8 170	416	253	714 ENGINES,MOTORS NON-ELECT	15	3 190	1 940
277 NATURAL ABRASIVES, NES	17	8 924	5 389	716 ROTATING ELECTRIC PLANT	9 341	17 192	10 425
278 OTHER CRUDE MINERALS	29 376	1 528	923	718 OTH.POWR.GENRTNG.MACHNRY	545	1 539	935
282 FERRUS WASTE AND SCRAP	171 933	2 391	1 489	721 AGRIC.MACHINES,EX.TRACTR	15 625	19 518	11 910
285 ALUMINIUM ORE,CONCTR,ETC	1 515	237	145	722 TRACTORS	9 203	6 226	3 785
287 ORE,CONCENTR.BASE METALS	940	51	30	723 CIVIL ENGINEERING EQUIPT	52 610	30 318	18 370
288 NON-FERROUS WASTE,SCRAP	1 077	222	132	724 TEXTILE,LEATHER MACHINES	9 253	53 983	32 786
291 CRUDE ANIMAL MATERIALS,NES	3 458	1 412	856	725 PAPER,PULP MILL MACHINES	1 509	8 219	4 982
292 CRUDE VEG.MATERIALS, NES	2 052	1 926	1 188	726 PRINTNG,BOOKBINDNG MACHS	6 371	27 207	16 472
322 BRIQUETTES,LIGNITE,PEAT	93 144	1 819	1 090	727 FOOD-PROCESS.MCH.NON DOM	2 388	11 044	6 592
325 COKE,SEMI-COKE,RET.CARBN	5 000	202	123	728 OTH.MACH,PTS,SPCL INDOUST	22 784	49 649	30 147
334 PETROLEUM PRODUCTS	567 198	24 451	14 889	731 METAL REMOVAL WORK TOOLS	3 414	5 998	3 640
335 RESIDUAL PETROL PRODUCTS	23 093	2 570	1 549	733 MACH-TOOLS,METAL-WORKING	2 323	5 184	3 135
342 LIQUEFIED PROPANE,BUTANE	1 079	128	78	735 PARTS,NES,FOR MACH-TOOLS	776	2 247	1 363
411 ANIMAL OILS AND FATS	5 009	854	517	737 METALWORKING MACHNRY NES	3 565	8 520	5 143
421 FIXED VEG.FAT,OILS, SOFT	312	119	74	741 HEATING,COOLNG EQUIP,PART	18 961	45 177	27 226
422 FIXED VEG.FAT,OILS,OTHER	19 497	2 112	1 275	742 PUMPS FOR LIQUIDS,PARTS	10 311	36 462	21 933
431 ANIMAL,VEG.FATS,OILS,NES	32 595	5 251	3 182	743 PUMPS NES,CENTRIFUGS ETC	20 394	54 074	32 712
511 HYDROCARBONS,NES,DERIVTS	113 481	8 837	5 318	744 MECHANICAL HANDLING EQUIP	20 825	28 849	17 456
512 ALCOHOL,PHENOL,ETC.DERIV	37 493	7 240	4 375	745 OTH.NONELEC MCH,TOOL,NES	9 523	50 028	30 279
513 CARBOXYLIC ACIDS,DERIVTS	57 564	10 290	6 227	746 BALL OR ROLLER BEARINGS	3 304	11 500	6 978
514 NITROGEN-FUNCT.COMPOUNDS	16 186	21 106	12 775	747 TAPS,COCKS,VALVES,ETC.	12 054	38 446	23 285
515 ORGANO-INORGANIC COMPNDS	12 923	34 870	21 195	748 TRANSMISSIONS SHAFTS ETC	6 342	20 365	12 350
516 OTHER ORGANIC CHEMICALS	8 718	3 822	2 305	749 NON-ELECT MACH.PARTS,ETC	2 464	11 077	6 715
522 INORGANIC CHEM.ELEMENTS	37 000	10 310	6 236	751 OFFICE MACHINES	2 492	12 106	7 327
523 METAL.SALTS,INORGAN.ACID	120 920	13 423	8 119	752 AUTOMATC.DATA PROC,EQUIP	5 153	63 297	38 269
524 OTHER CHEMICAL COMPOUNDS	18 756	2 942	1 773	759 PARTS,FOR OFFICE MACHINS	1 088	10 480	6 335
525 RADIO-ACTIVE MATERIALS	6	1 369	826	761 TELEVISION RECEIVERS ETC	7 813	18 982	11 505
531 SYNTH.COLOURS,LAKES,ETC.	7 593	18 106	10 938	762 RADIO-BROADCAST RECEIVER	2 679	14 471	8 734
532 DYEING,TANNING MATERIALS	6 659	1 683	1 020	763 SOUND RECORDER,PHONOGRPH	2 127	13 144	7 944
533 PIGMENTS, PAINTS, ETC.	113 210	56 182	33 968	764 TELECOMM.EQUIP.PARTS NES	14 313	337 747	204 961
541 MEDICINES,ETC.EXC.GRP542	4 647	50 230	30 336	771 ELECT POWER MACHNRY,PARTS	5 347	12 444	7 494
542 MEDICAMENTS	9 142	116 532	70 611	772 ELECT SWITCH.RELAY.CIRCUT	16 677	72 576	43 872
551 ESSNTL.OIL,PERFUME,FLAVR	4 006	8 376	5 074	773 ELECTR.DISTRIBT.EQPT NES	9 091	16 232	9 868
552 PERFUMERY,COSMETICS,ETC.	17 019	28 342	17 141	774 ELECTRO-MEDCL,XRAY EQUIP	1 270	22 355	13 455
554 SOAP,CLEANERS,POLISH,ETC.	96 821	32 300	19 559	775 DOM.ELEC,NON-ELEC.EQUIPT	93 822	141 706	85 669
562 FERTILIZER,EXCEPT GRP272	196 979	7 306	4 437	776 TRANSISTORS,VALVES,ETC.	274	9 146	5 512
571 POLYMERS OF ETHYLENE	124 805	14 855	9 006	778 ELECTRIC.MACH.APART.NES	43 466	82 734	49 938
572 POLYMERS OF STYRENE	22 684	4 606	2 790	781 PASS.MOTOR VEHCLS.EX.BUS	180 407	338 112	205 820
573 POLYMERS,VINYL CHLORIDE	14 182	2 858	1 729	782 GOODS,SPCL TRANSPORT VEH	284 163	126 391	76 731
574 POLYACETAL,POLYCARBONATE	30 545	9 812	5 950	783 ROAD MOTOR VEHICLES NES	53 211	73 417	44 955
575 OTH.PLASTIC,PRIMARY FORM	115 729	45 749	27 730	784 PARTS,TRACTORS,MOTOR VEH	83 018	135 649	82 068
579 PLASTIC WASTE, SCRAP ETC	42 607	1 222	737	785 CYCLES,MOTORCYCLES ETC.	1 213	3 234	1 944
581 PLASTIC TUBE,PIPE,HOSE	10 905	15 483	9 384	786 TRAILERS,SEMI-TRAILR,ETC	45 214	14 369	8 721
582 PLASTIC PLATE,SHEETS,ETC	46 255	32 025	19 417	791 RAILWAY VEHICLES.EQUIPNT	17 890	56 057	34 204
583 MONOFILAMENT OF PLASTICS	23 145	16 774	10 115	792 AIRCRAFT,ASSOCTD.EQUIPNT	310	13 069	7 849
591 INSECTICIDES, ETC.	19 314	33 249	20 247	793 SHIP,BOAT,FLOAT.STRUCTRS	18 103	6 287	3 871
592 STARCHES,INULIN,ETC.	55 898	17 568	10 618	811 PREFABRICATED BUILDINGS	392	266	166
593 EXPLOSIVES,PYROTECHNICS	165	258	156	812 PLUMBNG,SANITRY,EQPT.ETC	37 942	16 559	9 989
597 PREPRO ADDITIVES,LIQUIDS	33 404	13 817	8 355	813 LIGHTING FIXTURES ETC.NES	3 885	8 635	5 212
598 MISC.CHEMICAL PRDCTS,NES	174 709	50 837	30 813	821 FURNITURE,CUSHIONS,ETC.	51 041	32 757	19 840
600 CPL IND PLANT CHAP 69-76	16	61	38	831 TRUNK,SUIT-CASES,BAG,ETC	445	1 832	1 101
611 LEATHER	11 594	4 704	2 828	841 MENS,BOYS CLOTHNG,X-KNIT	2 179	22 641	13 728
612 MANUFACT. LEATHER ETC.NES	86	439	262	842 WOMEN,GIRL CLOTHNG,XKNIT	7 395	51 735	31 278
613 FURSKINS,TANNED,DRESSED	3 741	90 445	54 321	843 MENS,BOYS CLOTHNG,KNIT	1 432	5 116	3 092
621 MATERIALS OF RUBBER	7 584	7 391	4 470	844 WOMEN,GIRLS CLOTHNG,KNIT	1 800	8 236	4 979
625 RUBBER TYRES,TUBES,ETC.	53 329	37 287	22 578	845 OTHR.TEXTILE APPAREL,NES	3 428	24 053	14 581
629 ARTICLES OF RUBBER, NES	6 773	12 463	7 536	846 CLOTHING ACCESSRS,FABRIC	9 878	24 224	14 593
633 CORK MANUFACTURES	116	168	100	848 CLOTHNG,NONXTXL;HEADGEAR	2 734	18 088	10 879
634 VENEERS, PLYWOOD, ETC.	100 973	20 678	12 516	851 FOOTWEAR	1 204	5 577	3 366
635 WOOD MANUFACTURES, NES	14 956	6 916	4 189	871 OPTICAL INSTRUMENTS,NES	1 010	122 858	74 042
641 PAPER AND PAPERBOARD	318 618	52 218	31 567	872 MEDICAL INSTRUMENTS NES	1 826	26 456	15 998
642 PAPER,PAPERBOARD,CUT ETC	206 596	97 376	58 931	873 METERS,COUNTERS,NES	844	5 237	3 170
651 TEXTILE YARN	59 772	60 019	36 442	874 MEASURE,CONTROL INSTRMNT	3 462	60 023	36 219
652 COTTON FABRICS, WOVEN	25 673	50 768	30 701	881 PHOTOGRAPH APPAR.ETC.NES	1 716	18 387	11 089
653 FABRICS,MAN-MADE FIBRES	57 246	177 503	107 342	882 PHOTO.CINEMATOGPH.SUPPL	16 148	31 020	18 735

7 IMPORTS AND EXPORTS (SPECIAL TRADE) BY COUNTRIES OF PRODUCTION AND CONSUMPTION AND BY GROUPS OF THE SITC-REV. III 1993

GROUP DESCRIPTION	DT = 100 KG	1 000 DM	1 000 \$	GROUP DESCRIPTION	DT = 100 KG	1 000 DM	1 000 \$
884 OPTICAL GOODS NES	123	11 218	6 841	673 FLAT-ROLLED IRON ETC.	304	51	32
885 WATCHES AND CLOCKS	604	10 072	6 073	674 FLAT-ROLLED PLATED IRON	53 646	6 112	3 685
891 ARMS AND AMMUNITION	1 015	4 845	2 922	675 FLAT-ROLLED, ALLOY STEEL	1 779	312	185
892 PRINTED MATTER	40 201	42 539	25 682	676 IRON, STL, BAR, SHAPES ETC.	49 541	2 554	1 561
893 ARTICLES, NES, OF PLASTICS	51 662	49 815	30 124	679 TUBES, PIPES, ETC. IRON, STL	6 401	3 271	2 010
894 BABY CARRIAGE, TOYS, GAMES	7 386	23 732	14 368	682 COPPER	976	650	395
895 OFFICE, STATIONERY SUPPLS	3 593	15 342	9 234	683 NICKEL	38	62	38
896 WORKS OF ART, ANTIQUE ETC		77	44	684 ALUMINIUM	308	112	69
897 GOLD, SILVERWARE, JEWEL NES	81	1 936	1 165	686 ZINC	1 041	135	82
898 MUSICAL INSTRUMENTS, ETC.	3 108	14 879	9 019	691 METALLIC STRUCTURES NES	501	301	184
899 MISC MANUFACTRD GOODS NES	10 444	39 292	23 747	692 CONTAINERS, STORAGE, TRNSP	15 453	4 614	2 799
941 COMPL IND PLANT CHAPT 99	132	481	297	693 WIRE PRODUCTS EXCL, ELECT	236	185	111
971 GOLD, NONMONTRY EXCL ORES		1 116	680	694 NAILS, SCREWS, NUTS, ETC.	11 830	3 383	2 057
PORTUGAL				695 TOOLS	3 086	9 945	6 023
IMPORTS				696 CUTLERY	1 537	3 319	2 004
001 LIVE ANIMALS	89	71	44	697 HOUSEHOLD EQUIPMENT, NES	4 606	5 661	3 439
011 BOVINE MEAT	294	208	128	699 MANUFACTS. BASE METAL, NES	82 630	39 969	24 184
012 OTHER MEAT, MEAT OFFAL	125	106	85	712 STEAM TURBINES	128	1 047	650
022 MILK AND CREAM	6 683	2 535	1 495	713 INTRNL COMBUS PSTN ENGIN	617	1 795	1 095
034 FISH, FRESH, CHILLED, FROZEN	1 077	818	496	714 ENGINES, MOTORS NON-ELECT	216	2 190	1 300
035 FISH, DRIED, SALTED, SMOKED	74	73	48	716 ROTATING ELECTRIC PLANT	29 984	5 457	3 294
036 CRUSTACEANS, MOLLUSCS ETC	107	80	44	718 OTH. POWR. GENRTNG. MACHNRY	3	78	47
037 FISH ETC. PREPD, PRSVD, NES	23 704	13 722	8 300	721 AGRIC. MACHINES, EX. TRACTR	2 706	1 404	856
044 MAIZE UNMILLED	1 427	111	68	723 CIVIL ENGINEERING EQUIPT	689	1 983	1 191
054 VEGETABLES	48 081	5 944	3 612	724 TEXTILE, LEATHER MACHINES	7 093	55 896	33 895
056 VEGETABLES, PRPD, PRSVD, NES	61 531	8 076	4 909	725 PAPER, PULP MILL MACHINES	585	563	338
057 FRUIT, NUTS EXCL. OIL NUTS	15 338	6 117	3 733	726 PRINTING, BOOKBINDING MACHS	217	751	452
058 FRUIT, PRESERVED, PREPARED	75	119	74	727 FOOD-PROCESS. MCH. NON DOM	30	65	39
059 FRUIT, VEGETABLE JUICES	6 604	706	733	728 OTH. MACH. PTS, SPCL INDUST	2 731	7 058	4 269
062 SUGAR CONFECTIONERY	120	54	33	731 METAL REMOVAL WORK TOOLS	230	699	428
071 COFFEE, COFFEE SUBSTITUTE	178	137	83	733 MACH-TOOLS, METAL-WORKING	2 493	1 749	1 067
075 SPICES	267	120	72	735 PARTS, NES, FOR MACH-TOOLS	186	569	341
088 EDIBLE PROD. PREPRTNS, NES	1 272	171	105	737 METALWORKING MACHNRY NES	327	770	460
091 NON-ALCOHOL. BEVERAGE, NES	1 419	62	38	741 HEATING, COOLING EQUIP, PART	18 203	28 189	17 016
112 ALCOHOLIC BEVERAGES	102 245	43 138	26 154	742 PUMPS FOR LIQUIDS, PARTS	3 282	1 724	1 041
121 TOBACCO, UNMANUFACTURED	320	98	60	743 PUMPS NES, CENTRIFUGS ETC	3 056	3 961	2 391
122 TOBACCO, MANUFACTURED	81	346	214	744 MECHANICAL HANDLING EQUIP	7 865	5 095	3 095
211 HIDES, SKINS (EX. FURS), RAW	583	440	284	745 OTH. NONELEC MCH, TOOL, NES	803	1 917	1 167
223 OILSEED (OTH. FIX. VEG. OIL)	600	56	34	746 BALL OR ROLLER BEARINGS	3 447	17 377	10 673
244 CORK, NATURAL, RAW, WASTE	48 222	7 989	4 858	747 TAPS, COCKS, VALVES, ETC.	4 625	5 055	3 080
248 WOOD, SIMPLY WORKED	9 011	2 764	1 685	748 TRANSMISSIONS SHAFTS ETC	4 908	3 453	2 067
251 PULP AND WASTE PAPER	2 089 047	131 333	79 108	749 NON-ELECT MACH. PARTS, ETC	4 961	22 169	13 407
265 VEGETABLE TEXTILE FIBRES	298	123	74	752 AUTOMATC. DATA PROC. EQUIP	499	3 725	2 244
266 SYNTHETIC FIBRES	654	173	106	759 PARTS, FOR OFFICE MACHINS	261	1 909	1 151
268 WOOL, OTHER ANIMAL HAIR	511	584	355	761 TELEVISION RECEIVERS ETC	557	1 281	769
273 STONE, SAND AND GRAVEL	124 684	3 819	2 329	762 RADIO-BROADCAST RECEIVER	18 188	280 619	170 011
278 OTHER CRUDE MINERALS	41 910	756	454	763 SOUND RECORDER, PHONOGRPH	2 122	8 930	5 352
283 COPPER ORES, CONCENTRATES	936 760	40 029	23 844	764 TELECOMM. EQUIP. PARTS NES	7 787	38 020	22 957
288 NON-FERROUS WASTE, SCRAP	19 388	1 709	1 029	771 ELECT POWER MACHNY, PARTS	2 222	7 952	4 796
291 CRUDE ANIMAL MATERIALS, NES	6 011	5 097	3 097	772 ELEC. SWITCH, RELAY, CIRCUIT	25 186	145 442	87 542
292 CRUDE VEG. MATERIALS, NES	2 219	4 421	2 668	773 ELECTR. DISTRIBUT. EQPT NES	79 750	281 750	170 026
334 PETROLEUM PRODUCTS	957 304	15 847	9 576	774 ELECTRO-MEDCL. XRAY EQUIP	141	203	124
335 RESIDUAL PETROL. PRODUCTS	187 498	5 499	3 352	775 DOM. ELEC. NON-ELEC. EQUIPT	10 858	17 630	10 631
421 FIXED VEG. FAT, OILS, SOFT	789	334	204	776 TRANSISTORS, VALVES, ETC.	125	4 245	2 590
511 HYDROCARBONS, NES, DERIVTS	127 672	7 950	4 685	778 ELECTRIC. MACH. APPART. NES	68 071	82 950	50 297
513 CARBOXYLIC ACIDS, DERIVTS	9 240	1 929	1 162	781 PASS. MOTOR VEHCLS. EX. BUS	79 463	141 660	86 105
514 NITROGEN-FUNCT. COMPOUNDS	38 077	4 373	2 685	782 GOODS, SPCL TRANSPORT VEH	11 520	18 295	10 993
515 ORGANO-INORGANIC COMPOUNDS	9	89	53	783 ROAD MOTOR VEHICLES NES	3 612	5 428	3 277
516 OTHER ORGANIC CHEMICALS	176	55	32	784 PARTS, TRACTORS, MOTOR VEH	26 167	97 478	58 847
522 INORGANIC CHEM. ELEMENTS	1 810	616	369	785 CYCLES, MOTORCYCLES ETC.	2 120	2 891	1 744
523 METAL. SALTS, INORGAN. ACID	196 266	1 208	730	786 TRAILERS, SEMI-TRAILER, ETC	779	209	126
531 SYNTH. COLOURS, LAKES, ETC.	77	75	46	791 RAILWAY VEHICLES, EQUIPNT	644	456	279
533 PIGMENTS, PAINTS, ETC	528	422	252	792 AIRCRAFT, ASSCOTD. EQUIPNT	20	3 524	2 114
541 MEDICINES, ETC. EXC. GRP542	3 984	11 769	7 130	793 SHIP, BOAT, FLDAT. STRUCTRS	173 056	14 085	8 640
542 MEDICAMENTS	874	10 413	6 304	794 PLUMBING, SANITRY, EQPT. ETC	67 448	21 783	13 193
551 ESSENT. OIL, PERFUME, FLAVR	48	62	37	813 LIGHTING FIXTURES ETC. NES	7 110	6 766	4 084
553 PERFUMERY, COSMETICS, ETC.	1 015	2 557	1 520	821 FURNITURE, CUSHIONS, ETC.	96 553	47 752	28 959
554 SOAP, CLEANERS, POLISH, ETC	194	89	55	821 TRUNK, SUIT-CASES, BAG, ETC	1 751	2 508	1 508
562 FERTILIZER, EXCEPT GRP272	286 510	4 601	2 808	841 MENS, BOYS CLOTHING, X-KNIT	38 015	193 844	117 035
571 POLYMERS OF ETHYLENE	138 666	16 181	9 830	842 WOMEN, GRL CLOTHING, XKNIT	36 542	259 434	156 887
574 POLYACETAL, POLYCARBONATE	1 084	305	184	843 MENS, BOYS CLOTHING, KNIT	25 195	102 267	61 501
575 OTH. PLASTIC, PRIMARY FORM	15 528	4 382	2 662	844 WOMEN, GIRLS CLOTHING, KNIT	26 392	108 119	65 384
579 PLASTIC WASTE, SCRAP ETC	1 317	207	127	845 OTHR. TEXTILE APPAREL, NES	141 182	589 361	355 294
581 PLASTIC TUBE, PIPE, HOSE	1 013	1 000	87	846 CLOTHING ACCESSRS, FABRIC	59 984	112 583	67 991
582 PLASTIC PLATE, SHEETS, ETC	4 284	2 352	1 435	848 CLOTHING, NONTEXTL; HEADGEAR	1 485	5 317	3 203
583 MONOFILAMENT OF PLASTICS	869	782	475	851 FOOTWEAR	130 259	830 400	502 383
592 STARCHES, INULIN, ETC.	99	76	46	871 OPTICAL INSTRUMENTS, NES	407	14 882	8 987
597 PREPDR ADDITIVES, LIQUIDS	103	101	61	872 MEDICAL INSTRUMENTS NES	8 700	21 722	13 207
598 MISC. CHEMICAL PRODTS, NES	99 594	12 987	7 888	873 METERS, COUNTERS, NES	609	3 724	2 269
611 LEATHER	2 773	11 064	6 728	874 MEASURE, CONTROL INSTRMNT	2 307	8 306	5 039
612 MANUFACT. LEATHER ETC. NES	92	172	106	881 PHOTOGRAPH APPAR. ETC. NES	13 516	31 843	19 240
613 FURSKINS, TANNED, DRESSED	63	808	482	882 PHOTO. CINEMATOGRPH. SUPPL	28	187	116
621 MATERIALS OF RUBBER	205	118	72	884 OPTICAL GOODS NES	484	10 208	6 202
625 RUBBER TYRES, TUBES, ETC.	4 750	3 558	2 160	885 WATCHES AND CLOCKS	445	5 089	3 101
629 ARTICLES OF RUBBER, NES	5 782	7 462	4 530	891 ARMS AND AMMUNITION	371	352	217
633 CORK MANUFACTURES	178 303	173 151	105 234	892 PRINTED MATTER	4 569	2 448	1 481
634 VENEERS, PLYWOOD, ETC.	25 993	3 575	2 169	893 ARTICLES, NES, OF PLASTICS	37 326	35 706	21 627
635 WOOD MANUFACTURES, NES	49 167	16 862	10 201	894 BABY CARRIAGE, TOYS, GAMES	2 956	6 962	4 216
641 PAPER AND PAPERBOARD	409 015	40 096	24 244	895 OFFICE, STATIONERY SUPPLS	962	1 197	722
642 PAPER, PAPERBOARD, CUT ETC	17 203	12 055	7 301	896 WORKS OF ART, ANTIQUE ETC	9	1 099	676
651 TEXTILE YARN	34 983	39 753	24 137	897 GOLD, SILVERWARE, JEWEL NES	27	777	470
652 COTTON FABRICS, WOVEN	6 729	18 949	11 461	898 MUSICAL INSTRUMENTS, ETC.	4 800	7 793	4 598
653 FABRICS, MAN-MADE FIBRES	24 655	57 324	34 703	899 MISC MANUFACTRD GOODS NES	37 050	21 764	13 046
654 OTH. TEXTILE FABRIC, WOVEN	1 072	4 746	2 870	961 COIN NONGOLD NONCURRENT	10	2 181	1 274
655 KNIT, CROCHET, FABRIC NES	1 179	2 972	1 786	EXPORTS			
656 TULLE, LACE, EMBROIDRY, ETC	8 269	10 138	6 160	001 LIVE ANIMALS	8 633	4 567	2 784
657 SPECIAL YARN, TEXTL. FABRIC	61 747	35 932	21 779	011 BOVINE MEAT	921	584	358
658 TEXTILE ARTICLES NES	75 602	127 752	77 115	012 OTHER MEAT, MEAT OFFAL	7 842	5 162	3 110
659 FLOOR COVERINGS, ETC.	12 730	13 576	8 231	017 MEAT, OFFL. PRPD, PRSVD, NES	29 602	8 382	5 058
661 LIME, CEMENT, CONSTR. MATRL	2 690 550	59 216	35 891	022 MILK AND CREAM	6 512	4 021	2 391
662 CLAY, REFRCT. CONSTR. MATRL	206 951	19 075	11 546	024 CHEESE AND CURD	2 883	664	404
663 MINERAL MANUFACTURES, NES	25 412	8 118	4 932	034 FISH, FRESH, CHILLED, FROZEN	230	168	106
664 GLASS	2 411	1 764	1 065	035 FISH, DRIED, SALTED, SMOKED	460	161	97
665 GLASSWARE	38 944	18 932	11 413	036 CRUSTACEANS, MOLLUSCS ETC	7 694	4 807	2 908
666 POTTERY	166 206	77 161	46 682	037 FISH ETC. PREPD, PRSVD, NES	483 317	17 807	10 771
				041 WHEAT, MESLIN, UNMILLED			

7 IMPORTS AND EXPORTS (SPECIAL TRADE) BY COUNTRIES OF PRODUCTION AND CONSUMPTION AND BY GROUPS OF THE SITC-REV. III 1993

GROUP DESCRIPTION	DT = 100 KG	1 000 DM	1 000 \$	GROUP DESCRIPTION	DT = 100 KG	1 000 DM	1 000 \$
042 RICE	256	58	34	664 GLASS	27 194	6 710	4 072
043 BARLEY, UNMILLED	717	59	36	665 GLASSWARE	7 990	8 383	5 083
048 CEREAL PREPARATIONS	23 742	12 311	7 439	666 POTTERY	5 690	5 479	3 318
054 VEGETABLES	35 205	3 957	2 418	667 PEARLS, PRECIOUS STONES	.	.	.
056 VEGETABLES, PRPD, PRSVD, NES	5 692	2 102	1 271	671 PIG IRON, SPIEGELEISN, ETC	51 094	2 397	1 455
057 FRUIT, NUTS EXCL. OILS, NUTS	34 288	4 882	2 977	672 INGOTS ETC. IRON OR STEEL	6 277	1 404	848
058 FRUIT, PRESERVED, PREPARED	472	237	144	673 FLAT-ROLLED IRON ETC.	1 275 639	68 913	41 427
059 FRUIT, VEGETABLE JUICES	1 845	4 145	91	674 FLAT-ROLLED PLATED IRON	238 027	24 178	14 608
061 SUGARS, MOLASSES, HONEY	53 602	4 343	2 675	675 FLAT-ROLLED, ALLOY STEEL	61 568	16 625	10 074
062 SUGAR CONFECTIONERY	3 440	2 247	1 365	676 IRON, STL, BAR, SHAPES ETC.	83 126	14 620	8 843
071 COFFEE, COFFEE SUBSTITUTE	7 692	2 609	1 595	677 RAILWAY TRACK IRON, STEEL	810	474	288
072 COCOA	554	190	113	678 WIRE OF IRON OR STEEL	11 116	4 960	3 027
073 CHOCOLATE, OTH. COCOA PREP	13 372	11 672	7 073	679 TUBES, PIPES, ETC. IRON, STL	71 495	17 132	10 388
074 TEA AND MATE	90	68	44	681 SILVER, PLATINUM, ETC.	489	9 790	5 931
075 SPICES	1 275	1 345	809	682 COPPER	95 266	54 882	33 295
081 ANIMAL FEED STUFF	18 449	4 622	2 813	683 NICKEL	240	767	462
091 MARGARINE AND SHORTENING	843	276	168	684 ALUMINIUM	43 933	27 805	16 844
098 EDIBLE PROD. PREPRTNS, NES	23 203	15 094	9 137	685 LEAD	1 709	177	110
111 NON-ALCOHOL. BEVERAGE, NES	12 499	2 103	1 269	686 ZINC	4 704	1 749	1 062
112 ALCOHOLIC BEVERAGES	11 136	2 973	1 789	687 TIN	147	152	90
121 TOBACCO, UNMANUFACTURED	72	51	31	689 MISC. NON-FERR. BASE METAL	216	765	460
122 TOBACCO, MANUFACTURED	1 777	2 624	1 602	691 METALLIC STRUCTURES NES	17 815	15 652	9 481
211 HIDES, SKINS (EX. FURS), RAW	5 618	2 108	1 267	692 CONTAINERS, STORAGE, TRNSP	10 224	9 515	5 816
222 OILSEED (SFT. FIX VEG. OIL)	68 496	2 817	1 719	693 WIRE PRODUCTS EXCL. ELECT	17 864	8 331	5 045
231 NATURAL RUBBER, ETC.	504	2 180	1 09	694 NAILS, SCREWS, NUTS, ETC.	14 366	11 590	7 012
232 SYNTHETIC RUBBER, ETC.	33 522	5 834	3 533	695 TOOLS	17 731	48 443	29 328
247 WOOD ROUGH, ROUGH SQUARED	5 843	200	124	696 CUTLERY	3 522	13 372	8 120
248 WOOD, SIMPLY WORKED	4 699	851	518	697 HOUSEHOLD EQUIPMENT, NES	4 520	6 711	4 063
251 PULP AND WASTE PAPER	64 417	693	431	699 MANUFACT. BASE METAL, NES	37 003	45 961	27 806
263 COTTON	275	141	88	700 CPL IND PLANT (84/85/87)	5 287	74 174	44 976
266 SYNTHETIC FIBRES	41 064	12 586	7 604	711 STEAM GENER. BOILERS, ETC.	2 133	5 001	3 039
267 OTHER MAN-MADE FIBRES	4 970	1 854	1 126	712 STEAM TURBINES	185	4 000	2 439
268 WOOL, OTHER ANIMAL HAIR	21 456	20 231	12 266	713 INTRNL COMBUS PSTN ENGIN	8 702	34 799	21 034
269 WORN CLOTHING, TEXTL. ARTL	1 014	225	139	714 ENGINES, MOTORS NON-ELECT	125	6 218	3 792
273 STONE, SAND AND GRAVEL	16 210	1 169	711	716 ROTATING ELECTRIC PLANT	8 812	20 319	12 270
277 NATURAL ABRASIVES, NES	365	3 344	2 032	718 OTH. POWR. GENRTRNG. MACHNRY	924	2 665	1 609
278 OTHER CRUDE MINERALS	67 010	4 744	2 865	721 AGRIC. MACHINES, EX. TRACTR	7 077	6 150	3 736
285 ALUMINIUM ORE, CONCTR. ETC	4 859	545	331	722 TRACTORS	7 970	10 424	6 319
287 ORE, CONCENTR. BASE METALS	745	58	37	723 CIVIL ENGINEERING EQUIPT	17 612	25 242	15 235
288 NON-FERROUS WASTE, SCRAP	438	49	31	724 TEXTILE, LEATHER MACHINES	20 495	119 794	72 681
291 CRUDE ANIMAL MATERLS, NES	6 275	3 655	2 215	725 PAPER, PULP MILL MACHINES	2 130	8 258	5 008
292 CRUDE VEG. MATERIALS, NES	4 423	6 229	3 766	726 PRINTING, BOOKBINDNG MACHS	6 890	33 205	20 172
322 BRIQUETTES, LIGNITE, PEAT	53 456	1 442	874	727 FOOD-PROCESS. MCH. NON DOM	2 009	9 943	6 009
325 COKE, SEMI-COKE, RET. CARBN	2 567	139	85	728 OTH. MACH, PTS, SPCL INDUST	32 360	146 746	88 771
334 PETROLEUM PRODUCTS	16 904	3 854	2 332	731 METAL REMOVAL WORK TOOLS	6 064	26 494	15 784
335 RESIDUAL PETROL. PRODUCTS	2 428	540	328	733 MACH-TOOLS, METAL-WORKING	64 789	136 110	83 474
342 LIQUEFIED PROPANE, BUTANE	852 621	19 154	11 623	735 PARTS, NES, FOR MACH-TOOLS	2 055	10 920	6 543
411 ANIMAL OILS AND FATS	2 792	475	289	737 METALWORKING MACHNRY NES	3 316	17 166	10 316
421 FIXED VEG. FAT, OILS, SOFT	165	78	47	741 HEATING, COOLING EQUIP, PART	20 559	46 033	27 905
422 FIXED VEG. FAT, OILS, OTHER	1 582	358	217	742 PUMPS FOR LIQUIDS, PARTS	5 078	21 533	13 075
431 ANIMAL, VEG. FATS, OILS, NES	11 333	2 142	1 300	743 PUMPS NES, CENTRIFUGS ETC	12 374	40 348	24 429
511 HYDROCARBONS, NES, DERIVTS	9 655	2 130	1 282	744 MECHANICAL HANDLING EQUIP	26 555	41 972	25 485
512 ALCOHOL, PHENOL, ETC. DERIV	57 882	6 367	3 820	745 OTH. NONELEC MCH, TOOL, NES	9 890	60 955	36 846
513 CARBOXYLIC ACIDS, DERIVTS	47 489	8 903	5 388	746 BALL OR ROLLER BEARINGS	2 727	9 467	5 766
514 NITROGEN-FUNCT. COMPOUNDS	47 705	18 733	11 271	747 TAPS, COCKS, VALVES, ETC.	5 125	22 941	13 897
515 ORGANO-INORGANIC COMPOUNDS	6 728	32 285	19 659	748 TRANSMISSIONS SHAFTS ETC	4 541	19 775	11 961
516 OTHER ORGANIC CHEMICALS	20 944	6 051	3 644	749 NON-ELECT MACH. PARTS, ETC	3 494	16 088	9 762
522 INORGANIC CHEM. ELEMENTS	157 483	10 018	6 058	751 OFFICE MACHINES	6 878	37 095	22 532
523 METAL. SALTS, INORGAN. ACID	68 157	8 456	5 086	752 AUTOMATC. DATA PROC. EQUIP	7 026	136 163	82 420
524 OTHER CHEMICAL COMPOUNDS	5 544	4 002	2 420	759 PARTS, FOR OFFICE MACHINS	3 188	35 924	21 570
525 RADIO-ACTIVE MATERIALS	12	477	288	761 TELEVISION RECEIVERS ETC	15 683	39 897	24 179
531 SYNTH. COLOURS, LAKES, ETC.	42 221	67 958	41 275	762 RADIO-BROADCAST RECEIVER	3 400	19 351	11 743
532 DYEING, TANNING MATERIALS	18 023	4 136	2 503	763 SOUND RECORDER, PHONOGRPH	3 446	23 589	14 244
533 PIGMENTS, PAINTS, ETC.	64 522	43 140	26 140	764 TELECOMM. EQUIP. PARTS NES	16 963	245 270	148 883
541 MEDICINES, ETC. EXC. GRP542	4 042	53 117	32 159	771 ELECT POWER MACHNRY. PARTS	23 436	34 276	20 687
542 MEDICAMENTS	11 304	84 566	51 145	772 ELEC. SWITCH. RELAY. CIRCUIT	41 729	204 338	123 633
551 ESSNTL. OIL, PERFUME, FLAVR	507	1 455	889	773 ELECTR. DISTRIB. EQPT NES	49 263	80 405	48 955
553 PERFUMERY, COSMETICS, ETC.	8 623	14 192	8 576	774 ELECTRO-MEDCL. XRAY EQUIP	566	14 508	8 749
554 SOAP, CLEANERS, POLISH, ETC	56 708	23 858	14 460	775 DOM. ELEC. NON-ELEC. EQUIPT	53 789	74 381	45 030
562 FERTILIZER, EXCEPT GRP272	283 609	5 841	3 550	776 TRANSISTORS, VALVES, ETC.	2 506	90 308	54 569
571 POLYMERS OF ETHYLENE	45 279	6 653	4 044	778 ELECTRIC. MACH. APPART. NES	35 904	111 542	67 456
572 POLYMERS OF STYRENE	37 338	8 341	5 055	781 PASS. MOTOR VEHCLS. EX. BUS	295 146	546 131	331 059
573 POLYMERS, VINYL CHLORIDE	34 262	7 290	4 438	782 GASES, SPCL TRANSPORT VEH	44 637	56 010	33 806
574 POLYACETAL, POLYCARBONATE	38 412	18 211	11 040	783 ROAD MOTOR VEHICLES NES	10 394	10 389	6 340
575 OTH. PLASTIC, PRIMARY FORM	142 642	58 198	35 298	784 PARTS, TRACTORS, MOTOR VEH	53 779	113 857	68 965
579 PLASTIC WASTE, SCRAP ETC	10 613	529	320	785 CYCLES, MOTORCYCLES ETC.	1 509	5 421	3 313
581 PLASTIC TUBE, PIPE, HOSE	10 617	18 410	11 165	786 TRAILERS, SEMI-TRAILR, ETC	5 772	5 199	3 177
582 PLASTIC PLATE, SHEETS, ETC	46 595	49 226	29 753	791 RAILWAY VEHICLES. EQUIPNT	3 525	6 184	3 734
583 MONOFILAMENT OF PLASTICS	8 274	5 430	3 285	792 AIRCRAFT, ASSCCTD. EQUIPNT	127	13 497	8 060
591 INSECTICIDES, ETC.	17 318	15 821	9 677	793 SHIP, BOAT, FLOAT. STRUCTRS	213	769	460
592 STARCHES, INULIN, ETC.	27 667	10 109	6 113	811 PREFABRICATED BUILDINGS	752	1 622	989
593 EXPLOSIVES, PYROTECHNICS	7 710	3 854	2 336	812 PLUMBNG, SANITRY, EQPT. ETC	792	1 608	976
597 PREPRD ADDITIVES, LIQUIDS	26 642	9 823	5 941	813 LIGHTNG FIXTURES ETC. NES	3 581	10 733	6 487
598 MISC. CHEMICAL PRDCTS. NES	135 897	61 614	37 417	821 FURNITURE, CUSHIONS, ETC.	23 978	24 982	15 143
600 CPL IND PLANT CHAP 69-76	4 075	1 854	1 133	831 TRUNK, SUIT-CASES, BAG, ETC	972	3 015	1 832
611 LEATHER	62 533	121 963	73 957	841 MENS, BOYS CLOTHING, X-KNIT	3 155	17 155	10 411
612 MANUFACT. LEATHER ETC. NES	314	786	475	842 WOMEN, GIRL CLOTHING, XKNIT	1 583	26 471	16 059
613 FURS, SKINS, TANNED, DRESSED	589	3 044	1 845	843 MENS, BOYS CLOTHING, KNIT	451	2 336	1 417
621 MATERIALS OF RUBBER	7 276	6 664	4 044	844 WOMEN, GIRLS CLOTHING. KNIT	3 952	10 295	6 195
625 RUBBER TYRES, TUBES, ETC.	32 866	23 128	14 061	845 OTHR. TEXTILE APPAREL, NES	5 876	31 881	19 292
629 ARTICLES OF RUBBER, NES	6 354	17 406	10 561	846 CLOTHING ACCESSRS, FABRIC	17 998	40 101	24 267
633 CORK MANUFACTURES	386	836	504	848 CLOTHING, NONTXLT; HEADGEAR	2 109	7 269	4 392
634 VENEERS, PLYWOOD, ETC.	17 241	5 358	3 255	851 FOOTWEAR	23 778	58 420	35 371
635 WOOD MANUFACTURES, NES	14 763	4 264	2 574	871 OPTICAL INSTRUMENTS, NES	483	12 040	7 310
641 PAPER AND PAPERBOARD	222 874	46 617	28 208	872 MEDICAL INSTRUMENTS NES	5 601	33 240	20 095
642 PAPER, PAPERBOARD, CUT ETC	50 659	18 387	11 115	873 METERS, COUNTERS, NES	1 614	11 125	6 728
651 TEXTILE YARN	88 586	83 981	50 925	874 MEASURE, CONTROL INSTRMNT	5 098	79 375	47 908
652 COTTON FABRICS, WOVEN	42 888	83 254	50 464	881 PHOTOGRAPH APPAR. ETC. NES	1 765	22 263	13 448
653 FABRICS, MAN-MADE FIBRES	46 472	176 243	106 821	882 PHOTO. CINEMATOSGRPH. SUPPL	10 349	18 773	11 349
654 OTH. TEXTILE FABRIC, WOVEN	11 118	62 992	38 236	884 OPTICAL GOODS NES	443	14 405	8 699
655 KNIT, CROCHET, FABRIC NES	12 680	45 981	27 861	885 WATCHES AND CLOCKS	627	18 129	10 940
656 TULLE, LACE, EMBROIDRY, ETC	3 634	17 145	10 384	891 ARMS AND AMMUNITION	320	2 158	1 311
657 SPECIAL YARN, TXTL. FABRIC	23 042	51 768	31 296	892 PRINTED MATTER	29 492	36 864	22 279
658 TEXTILE ARTICLES NES	2 068	6 540	3 945	893 ARTICLES, NES, OF PLASTICS	42 299	59 434	35 999
659 FLOOR COVERINGS, ETC.	3 206	4 894	2 957	894 BABY CARRIAGE, TOYS, GAMES	5 861	11 596	6 994
661 LIME, CEMENT, CONSTR. MATRL	3 733	892	536	895 OFFICE, STATIONERY SUPPLS	4 314	14 998	9 101
662 CLAY, REFRCT. CONSTR. MATRL	35 161	6 232	3 769	896 WORKS OF ART, ANTIQUE ETC	1	172	105
663 MINERAL MANUFACTURES, NES	25 283	21 099	12 807	897 GOLD, SILVERWARE, JEWEL NES	105	2 184	1 322

7 IMPORTS AND EXPORTS (SPECIAL TRADE) BY COUNTRIES OF PRODUCTION AND CONSUMPTION AND BY GROUPS OF THE SITC-REV. III 1993

GROUP DESCRIPTION	DT = 100 KG	1 000 DM	1 000 \$	GROUP DESCRIPTION	DT = 100 KG	1 000 DM	1 000 \$
898 MUSICAL INSTRUMENTS, ETC.	7 843	25 655	15 616	611 LEATHER	4 905	20 674	12 502
899 MISC MANUFACTURED GOODS NES	15 160	41 720	25 237	612 MANUFACT. LEATHER ETC. NES	297	2 223	1 339
941 COMPL IND PLANT CHAPT 99	1 240	6 025	3 662	613 FURSKINS, TANNED, DRESSED	671	8 698	5 255
971 GOLD, NONMONTY EXCL ORES	88	201 247	121 656	621 MATERIALS OF RUBBER	41 279	32 325	19 923
SPAIN				625 RUBBER TYRES, TUBES, ETC.	297 639	228 325	138 221
IMPORTS	42 536 741	14 674 799	8 878 388	629 ARTICLES OF RUBBER, NES	18 904	26 423	16 001
001 LIVE ANIMALS	3 394	1 255	744	633 CORK MANUFACTURES	20 602	18 631	11 275
011 BOVINE MEAT	30 394	18 602	11 242	634 VENEERS, PLYWOOD, ETC.	63 007	7 857	4 742
012 OTHER MEAT, MEAT OFFAL	106 176	41 255	24 881	635 WOOD MANUFACTURES, NES	28 351	10 276	6 228
016 MEAT, ED. OFFL, DRY, SLT, SMK	1 867	3 108	1 875	641 PAPER AND PAPERBOARD	303 878	53 000	32 118
017 MEAT, OFFL, PRPD, PRSVD, NES	3 740	3 881	2 338	642 PAPER, PAPERBOARD, CUT ETC	35 450	11 688	7 077
022 MILK AND CREAM	11 094	5 608	3 383	651 TEXTILE YARN	182 333	104 626	63 351
023 BUTTER, OTHER FAT OF MILK	744	448	262	652 COTTON FABRICS, WOVEN	8 598	22 781	13 750
024 CHEESE AND CURD	2 156	2 069	1 253	653 FABRICS, MAN-MADE FIBRES	30 324	52 829	31 951
025 EGGS, BIRDS, YOLKS, ALBUMIN	748	77	45	654 OTH. TEXTILE FABRIC, WOVEN	2 506	13 613	8 202
034 FISH, FRESH, CHILLED, FROZN	15 820	9 355	5 635	655 KNIT, CROCHET, FABRIC NES	3 018	8 183	4 947
035 FISH, DRIED, SALTED, SMOKED	1 995	1 542	930	656 TULLE, LACE, EMBROIDRY, ETC	2 155	6 531	3 975
036 CRUSTACEANS, MOLLUSCS ETC	27 517	10 807	6 523	657 SPECIAL YARN, TXTL. FABRIC	22 610	28 520	17 263
037 FISH ETC. PRPD, PRSVD, NES	45 035	23 682	14 322	658 TEXTILE ARTICLES NES	5 919	9 459	5 705
042 RICE	307 073	37 862	23 079	659 FLOOR COVERINGS, ETC.	2 869	3 597	2 187
044 MAIZE UNMILLED	8 053	474	293	661 LIME, CEMENT, CONSTR. MATRL	1 028 269	104 592	62 903
045 OTHER CEREALS, UNMILLED	123 947	4 095	2 488	662 CLAY, REFRCT. CONSTR. MATRL	896 384	92 342	55 803
047 OTHER CEREAL MEAL, FLOURS	861	134	82	663 MINERAL MANUFACTURES, NES	108 407	35 189	21 258
048 CEREAL PREPARATIONS	106 553	30 708	18 352	664 GLASS	173 032	37 318	22 606
054 VEGETABLES	4 300 487	677 996	410 767	665 GLASSWARE	48 304	15 605	9 424
056 VEGETABLES, PRPD, PRSVD, NES	157 480	62 767	37 963	666 POTTERY	6 331	5 611	3 392
057 FRUIT, NUTS EXCL. OIL NUTS	9 748 368	1 210 138	730 774	667 PEARLS, PRECIOUS STONES			
058 FRUIT, PRESERVED, PREPARED	717 766	123 521	74 946	671 PIG IRON, SPIEGELEISN, ETC	87 974	7 223	4 428
059 FRUIT, VEGETABLE JUICES	155 573	27 891	16 918	672 INGOTS ETC. IRON OR STEEL	4 854	592	361
061 SUGARS, MOLASSES, HONEY	28 040	6 455	3 901	673 FLAT-ROLLED IRON ETC.	378 101	23 856	14 515
062 SUGAR CONFECTIONERY	22 823	15 828	9 558	674 FLAT-ROLLED PLATED IRON	105 946	10 120	6 128
071 COFFEE, COFFEE SUBSTITUTE	2 273	1 186	716	675 FLAT-ROLLED, ALLOY STEEL	415 748	125 999	76 588
072 COCOA	13 471	7 328	4 436	676 IRON, STL. BAR, SHAPES ETC.	2 772 648	186 286	112 589
073 CHOCOLATE, OTH. COCOA PREP	2 013	1 852	1 117	677 RAILWAY TRACK IRON, STEEL			
075 SPICES	23 539	8 327	5 048	678 WIRE OF IRON OR STEEL	31 549	6 574	3 974
081 ANIMAL FEED STUFF	18 829	3 412	2 051	679 TUBES, PIPES, ETC. IRON, STL	441 561	69 668	42 202
098 EDIBLE PROD. PREPRTNS, NES	30 107	8 588	5 171	681 SILVER, PLATINUM, ETC.	379	2 098	1 264
111 NON-ALCOHOL. BEVERAGE, NES	1 506	167	101	682 COPPER	61 483	40 724	24 508
112 ALCOHOLIC BEVERAGES	2 118 025	259 854	157 295	683 NICKEL	196	1 128	687
121 TOBACCO, UNMANUFACTURED	32 896	10 260	6 233	684 ALUMINIUM	294 943	79 620	48 152
122 TOBACCO, MANUFACTURED	166	108	65	686 ZINC	58 136	9 440	5 717
211 HIDES, SKINS (EX. FURS), RAW	6 947	923	557	687 TIN	105	112	67
222 OILSEED (SFT. FIX VEG. OIL)	2 225	222	135	688 MISC. NON-FERR. BASE METAL	108	70	43
223 OILSEED (OTH. FIX. VEG. OIL)	1 977	308	186	691 METALLIC STRUCTURES NES	46 614	11 713	7 039
231 NATURAL RUBBER, ETC.	751	349	210	692 CONTAINERS, STORAGE, TRNSP	10 191	6 327	3 821
232 SYNTHETIC RUBBER, ETC.	67 029	16 155	9 832	693 WIRE PRODUCTS EXCL. ELECT	15 100	6 830	4 157
244 CORK, NATURAL, RAW; WASTE	1 971	402	243	694 NAILS, SCREWS, NUTS, ETC.	64 068	22 459	13 619
245 FUEL WOOD, WOOD CHARCOAL	3 998	249	149	695 TOOLS	23 115	54 989	33 323
248 WOOD, SIMPLY WORKED	22 417	5 294	3 202	696 CUTLERY	7 212	27 318	16 540
251 PULP AND WASTE PAPER				697 HOUSEHOLD EQUIPMENT, NES	13 265	23 366	14 197
263 COTTON	2 463	324	198	699 MANUFACT. BASE METAL, NES	122 683	100 269	60 736
266 SYNTHETIC FIBRES	19 982	5 882	3 545	711 STEAM GENER. BOILERS, ETC.	2 843	1 114	675
267 OTHER MAN-MADE FIBRES	321	80	48	712 STEAM TURBINES	93	200	121
268 WOOL, OTHER ANIMAL HAIR	4 844	3 017	1 817	713 INTRNL COMBUS PSTN ENGIN	226 230	273 640	167 197
269 WORN CLOTHING, TEXTIL. ARTL	661	65	40	714 ENGINES, MOTORS NON-ELECT	145	2 567	1 584
272 FERTILIZERS, CRUDE	860	86	51	716 ROTATING ELECTRIC PLANT	66 578	103 945	62 923
273 STONE, SAND AND GRAVEL	105 918	4 462	2 703	718 OTH. POWR. GENRTNG. MACHNRY	1 519	1 498	907
277 NATURAL ABRASIVES, NES	3 601	313	185	721 AGRIC. MACHINES, EX. TRACTR	2 068	3 615	2 181
278 OTHER CRUDE MINERALS	1 682 171	29 977	18 216	722 TRACTORS	283	417	257
282 FERROUS WASTE AND SCRAP	12 623	1 832	1 104	723 CIVIL ENGINEERING EQUIPT	45 247	26 793	16 294
285 ALUMINIUM ORE, CONCTR. ETC	555 460	20 106	12 123	724 TEXTILE, LEATHER MACHINES	9 649	14 566	8 778
288 NON-FERROUS WASTE, SCRAP	154 513	34 702	21 018	725 PAPER, PULP MILL MACHINES	4 045	13 319	8 004
289 PREC. METAL ORES, CONCTRYS	490	2 915	1 772	726 PRINTING, BOOKBINDING MACHS	2 384	3 568	3 994
291 CRUDE ANIMAL MATERIALS, NES	18 902	4 261	2 574	727 FOOD-PROCESS. MCH. NON DOM	1 074	2 501	1 505
292 CRUDE VEG. MATERIALS, NES	50 940	30 029	18 266	728 OTH. MACH. PTS, SPCL INDUST	11 872	31 790	19 219
295 COKE, SEMI-COKE, RET. CARBN	37 985	1 157	695	731 METAL REMOVAL WORK TOOLS	10 074	20 323	12 324
334 PETROLEUM PRODUCTS	283 374	8 599	5 316	733 MACH-TOOLS, METAL-WORKING	12 189	17 045	10 267
335 RESIDUAL PETROL. PRODUCTS	110 406	5 822	3 553	735 PARTS, NES, FOR MACH-TOOLS	9 730	17 479	10 576
344 PETROLEUM GASES, NES	76 629	2 946	1 828	737 METALWORKING MACHNRY NES	14 647	14 251	8 666
411 ANIMAL OILS AND FATS	51 645	7 580	4 578	741 HEATING, COOLING EQUIP, PART	26 187	29 417	17 778
422 FIXED VEG. FAT, OILS, SOFT	165 511	17 741	10 691	742 PUMPS FOR LIQUIDS, PARTS	25 706	28 986	17 609
422 FIXED VEG. FAT, OILS, OTHER	293	130	111	743 PUMPS NES, CENTRIFUGS ETC	62 640	117 192	70 818
431 ANIMAL, VEG. FATS, OILS, NES	18 876	1 122	675	744 MECHANICAL HANDLING EQUIP	69 280	65 055	39 376
511 HYDROCARBONS, NES, DERIVTS	858 874	44 132	26 507	745 OTH. NONELEC MCH, TOOL, NES	5 653	16 121	9 754
512 ALCOHOL, PHENOL, ETC. DERIV	133 069	21 728	13 135	746 BALL OR ROLLER BEARINGS	12 116	23 082	13 929
513 CARBOXYLIC ACIDS, DERIVTS	197 287	36 127	21 860	747 TAPS, COCKS, VALVES, ETC.	31 989	46 879	28 353
514 NITROGEN-FUNCT. COMPOUNDS	48 181	44 092	26 635	748 TRANSMISSIONS SHAFTS ETC	7 707	39 609	24 005
515 ORGANIC-INORGANIC COMPNDS	19 895	32 697	19 712	749 NON-ELECT MACH. PARTS, ETC	9 664	27 879	16 943
516 OTHER ORGANIC CHEMICALS	23 474	11 155	6 744	751 OFFICE MACHINES	685	3 306	1 997
522 INORGANIC CHEM. ELEMENTS	198 451	8 506	5 119	752 AUTOMATC. DATA PROC. EQUIP	8 403	241 198	144 854
523 METAL. SALTS, INORGAN. ACID	284 889	13 986	8 431	753 PARTS, FOR OFFICE MACHINS	4 451	103 375	62 113
524 OTHER CHEMICAL COMPOUNDS	58 743	6 185	3 755	761 TELEVISION RECEIVERS ETC	101 609	235 615	141 801
531 SYNTH. COLOURS, LAKES, ETC.	30 122	21 764	13 153	762 RADIO-BROADCAST RECEIVER	95	438	268
532 DYEING, TANNING MATERIALS	5 985	5 158	3 120	763 SOUND RECORDER, PHONOGRPH	1 572	8 080	4 834
533 PIGMENTS, PAINTS, ETC.	107 744	53 108	32 097	764 TELECOMM. EQUIP. PARTS NES	20 176	53 877	32 548
541 MEDICINES, ETC. EXC. GRP542	7 844	56 072	33 856	771 ELECT POWER MACHNRY, PARTS	14 169	28 042	17 001
542 MEDICAMENTS	42 401	129 485	75 535	772 ELEC. SWITCH, RELAY, CIRCUIT	30 377	141 416	85 549
551 ESSNTL. OIL, PERFUME, FLAVR	3 765	6 507	3 938	773 ELECTR DISTRIB. EQPT NES	32 785	36 660	22 281
553 PERFUMERY, COSMETICS, ETC.	10 370	14 273	8 107	774 ELECTRO-MEDCL. XRAY EQUIP	675	6 018	3 637
554 SOAP, CLEANERS, POLISH, ETC	89 805	24 149	9 775	775 DOM. ELEC. NON-ELEC. EQUIPT	205 074	213 130	128 711
562 FERTILIZER, EXCEPT GRP272	1 156 413	16 248	8 627	778 TRANSISTORS, VALVES, ETC.	680	7 907	4 765
571 POLYMERS OF ETHYLENE	264 231	44 278	26 794	779 ELECTRIC. MACH. APPART. NES	130 619	265 744	160 868
572 POLYMERS OF STYRENE	143 561	20 243	12 270	781 PASS. MOTOR VEHCLS. EX. BUS	1 812 318	3 034 980	1 833 469
573 POLYMERS, VINYL CHLORIDE	17 555	1 999	1 203	782 GOODS, SPCL TRANSPORT VEH	126 913	183 050	110 822
574 POLYACETAL, POLYCARBONATE	213 037	48 025	29 066	783 ROAD MOTOR VEHICLES NES	8 518	23 705	14 251
575 OTH. PLASTIC, PRIMARY FORM	526 392	95 930	57 826	784 PARTS, TRACTORS, MOTOR VEH	7 951	19 428	11 839
579 PLASTIC WASTE, SCRAP ETC	4 355	554	333	785 CYCLES, MOTORCYCLES ETC.	6 815	4 019	2 421
581 PLASTIC TUBE, PIPE, HOSE	5 893	10 758	6 520	791 RAILWAY VEHICLES, EQUIPNT	7 741	10 578	6 349
582 PLASTIC PLATE, SHEETS, ETC	94 252	51 536	31 151	792 AIRCRAFT, ASSOCTD. EQUIPNT	3 916	60 394	36 221
583 NONFILAMENT OF PLASTICS	10 042	4 559	2 761	793 SHIP, BOAT, FLOAT. STRUCTRS	224 201	4 154	2 560
591 INSECTICIDES, ETC.	860	372	227	811 PREFABRICATED BUILDINGS	178	78	47
592 STARCHES, INULIN, ETC.	9 163	4 561	2 748	812 PLUMBING, SANITRY, EQPT. ETC	7 417	3 350	2 032
593 EXPLOSIVES, PYROTECHNICS	72	197	118	813 LIGHTING FIXTURES ETC. NES	17 726	29 147	17 667
597 PREPRED ADDITIVES, LIQUIDS	6 387	1 524	924	821 FURNITURE, CUSHIONS, ETC.	75 876	70 704	42 734
598 MISC. CHEMICAL PRODS. NES	255 971	37 271	22 536	831 TRUNK, SUIT-CASES, BAG, ETC	5 231	6 065	3 662
				841 MENS, BOYS CLOTHING, X-KNIT	2 854	15 236	9 246
				842 WOMEN, GIRL CLOTHING, X-KNIT	862	17 529	10 563

7 IMPORTS AND EXPORTS (SPECIAL TRADE) BY COUNTRIES OF PRODUCTION AND CONSUMPTION AND BY GROUPS OF THE SITC-REV. III 1993

GROUP DESCRIPTION	DT = 100 KG	1 000 DM	1 000 \$	GROUP DESCRIPTION	DT = 100 KG	1 000 DM	1 000 \$
843 MENS,BOYS CLOTHING,KNIT	290	1 143	696	523 METAL. SALTS, INORGAN. ACID	384 513	39 423	23 859
844 WOMEN,GRLS CLOTHING,KNIT	776	5 741	3 453	524 OTHER CHEMICAL COMPOUNDS	53 388	10 821	6 548
845 OTHR. TEXTILE APPAREL,NES	4 432	17 321	10 494	525 RADIO-ACTIVE MATERIALS	5	3 616	2 192
846 CLOTHING ACCESSRS,FABRIC	1 251	3 538	2 134	531 SVNTH.COLOURS,LAKES,ETC.	57 200	91 515	55 357
848 CLOTHING,NONXTL,HEADGEAR	2 199	8 506	5 146	532 DYEING,TANNING MATERIALS	41 271	7 694	4 632
851 FOOTWEAR	157 376	442 924	267 695	533 PIGMENTS, PAINTS, ETC.	289 919	165 963	100 590
871 OPTICAL INSTRUMENTS,NES	74	2 727	1 638	541 MEDICINES,ETC.EXC.GRP542	20 037	192 670	116 610
872 MEDICAL INSTRUMENTS NES	6 387	14 402	8 766	542 MEDICAMENTS	34 581	241 170	146 101
873 METERS,COUNTERS,NES	2 073	9 908	5 939	551 ESSNTL.OIL,PERFUME,FLAVR	18 425	45 092	27 279
874 MEASURE,CONTROL INSTRMNT	6 033	65 942	40 019	553 PERFUMERY,COSMETICS,ETC.	40 725	59 982	36 438
881 PHOTOGRAPH APPAR.ETC.NES	615	4 483	2 660	554 SOAP,CLEANERS,POLISH,ETC	183 641	58 064	35 215
882 PHOTO.CINEMATOPGRPH.SUPPL	2 889	13 609	8 210	562 FERTILIZER,EXCEPT GRP272	1 417 445	29 219	17 655
884 OPTICAL GOODS NES	114	2 599	1 560	571 POLYMERS OF ETHYLENE	367 514	44 610	27 038
885 WATCHES AND CLOCKS	97	2 448	1 473	572 POLYMERS OF STYRENE	222 516	35 560	21 523
891 ARMS AND AMMUNITION	2 687	5 423	3 292	573 POLYMERS,VINYL CHLORIDE	118 310	25 471	15 437
892 PRINTED MATTER	43 028	30 159	18 233	574 POLYACETAL,POLYCARBONATE	202 616	81 638	49 553
893 ARTICLES,NES,OF PLASTICS	65 871	56 561	34 258	575 OTH.PLASTIC,PRIMARY FORM	614 717	246 716	149 588
894 BABY CARRIAGE,TOYS,GAMES	18 978	34 619	20 963	579 PLASTIC WASTE, SCRAP ETC	23 955	934	566
895 OFFICE,STATIONERY SUPPLS	8 394	10 636	6 437	581 PLASTIC TUBE,PIPE,HOSE	19 062	30 774	18 657
896 WORKS OF ART,ANTIQUE ETC	220	3 043	1 861	582 PLASTIC PLATE,SHEETS,ETC	249 499	186 058	112 752
897 GOLD,SILVERWARE,JEWL NES	281	9 678	5 840	583 MONOFILAMENT OF PLASTICS	59 571	41 458	25 148
898 MUSICAL INSTRUMENTS,ETC	2 082	11 213	6 804	591 INSECTICIDES, ETC.	42 035	56 244	34 174
899 MISC MANUFCTRD GOODS NES	18 504	14 458	8 762	592 STARCHES,INULIN,ETC.	144 532	44 326	26 808
961 COIN NONGOLD NONCURRENT	27	3 465	2 125	593 EXPLOSIVES,PYROTECHNICS	728	1 452	864
972 MONETARY GOLD,GOLD COINS		921	565	597 PREPD ADDITIVES,LIQUIDS	77 033	27 677	16 768
				598 MISC.CHEMICAL PRODS.NES	748 057	251 891	152 485
EXPORTS	32 862 955	20 492 647	12 408 745	600 CPL IND PLANT CHAP 69-76	4 223	3 917	2 339
001 LIVE ANIMALS	83 149	30 783	18 810	611 LEATHER	55 714	28 956	17 562
011 BOVINE MEAT	10 711	8 826	5 308	612 MANUFACT. LEATHER ETC. NES	469	1 744	1 052
012 OTHER MEAT, MEAT OFFAL	15 316	7 480	4 518	613 FURSKINS,TANNED,DRESSED	75	2 268	1 365
016 MEAT,ED.OFFL,DRY,SLT,SMK	91	166	96	621 MATERIALS OF RUBBER	61 078	65 403	39 589
017 MEAT,OFFL,PRPD,PRSD,NES	19 309	16 566	10 001	625 RUBBER TYRES,TUBES,ETC.	169 504	129 434	78 202
022 MILK AND CREAM	296 455	82 791	50 102	629 ARTICLES OF RUBBER, NES	50 298	96 745	58 686
023 BUTTER,OTHER FAT OF MILK	521	355	216	633 CRK MANUFACTURES	274	842	515
024 CHEESE AND CURD	42 841	33 244	20 139	634 VENEERS, PLYWOOD, ETC.	69 487	18 386	11 156
025 EGGS,BIRDS,YOLKS,ALBUMIN	8 833	3 435	2 106	635 WOOD MANUFACTURES, NES	59 058	16 330	9 886
034 FISH,FRESH,CHILLED,FRDZN	30 327	23 177	13 939	641 PAPER AND PAPERBOARD	1 942 353	270 302	163 634
035 FISH,DRYED,SALTED,SMOKED	4 296	2 766	1 646	642 PAPER,PAPERBOARD,CUT ETC	377 164	130 651	79 116
036 CRUSTACEANS,MOLLUSCS ETC	1 939	1 639	1 005	651 TEXTILE YARN	186 819	131 780	79 822
037 FISH ETC.PRPD,PRSD,NES	8 347	5 151	3 126	652 COTTON FABRICS, WOVEN	11 932	26 238	15 942
041 WHEAT, MESLIN, UNMILLED	255 262	8 784	5 277	653 FABRICS,MAN-MADE FIBRES	24 699	71 384	43 165
042 RICE	11 417	1 139	697	654 OTH. TEXTILE FABRIC,WOVEN	5 774	11 733	7 094
043 BARLEY, UNMILLED	3 658	305	187	655 KNIT,CROCHET,FABRIC NES	8 179	20 476	12 371
048 CEREAL PREPARATIONS	162 841	58 630	35 543	656 TULLE,LACE,EMBROIDRY,ETC	1 908	6 676	4 050
054 VEGETABLES	68 355	7 136	4 294	657 SPECIAL YARN,TXTL.FABRIC	94 468	98 288	59 420
056 VEGETABLES,PRPD,PRSD,NES	50 351	11 481	6 948	658 TEXTILE ARTICLES NES	6 279	11 230	6 805
057 FRUIT,NUTS EXCL.OIL NUTS	84 892	32 077	19 361	659 FLOOR COVERINGS, ETC.	15 442	18 256	11 064
058 FRUIT,PRESERVED,PREPARED	11 469	6 350	3 830	661 LIME,CEMENT,CONSTR.MATRL	27 812	3 019	1 837
059 FRUIT, VEGETABLE JUICES	12 570	2 058	1 250	662 CLAY,REFRCT.CONSTR.MATRL	222 652	28 557	17 313
061 SUGARS,MOLASSES,HONEY	190 207	27 858	16 973	663 MINERAL MANUFACTURES,NES	102 300	68 329	41 380
062 SUGAR CONFECTIONERY	42 342	19 913	12 096	664 GLASS	160 245	48 439	29 366
071 COFFEE,COFFEE SUBSTITUTE	13 975	7 636	4 665	665 GLASSWARE	59 456	38 343	23 240
072 COCOA	48 350	10 760	6 520	666 POTTERY	11 555	17 014	10 331
073 CHOCOLATE,OTH.COCOA PREP	56 112	31 533	19 057	667 PEARLS,PRECIOUS STONES			
074 TEA AND MATE	2 492	2 739	1 650	671 PIG IRON, SPIEGELEISN,ETC	109 138	13 463	8 135
075 SPICES	5 259	4 211	2 529	672 INGOTS ETC.IRON OR STEEL	22 887	1 949	1 180
081 ANIMAL FEED STUFF	75 134	23 965	14 537	673 FLAT-ROLLED IRON ETC.	3 848 022	207 135	124 971
081 MARGARINE AND SHORTENING	4 735	1 108	671	674 FLAT-ROLLED PLATED IRON	1 294 247	128 524	77 643
091 EDIBLE PROD.PREPRTS,NES	162 551	57 486	34 853	675 FLAT-ROLLED, ALLOY STEEL	260 925	40 402	24 538
111 NON-ALCOHOL.BEVERAGE,NES	202 724	21 313	12 936	676 IRON,STL,BAR,SHAPES ETC.	385 366	43 198	26 174
112 ALCOHOLIC BEVERAGES	366 999	46 321	28 006	677 RAILWAY TRACK IRON,STEEL	6 413	2 244	1 349
121 TOBACCO, UNMANUFACTURED	10 482	15 812	9 538	678 WIRE OF IRON OR STEEL	24 299	7 910	4 780
122 TOBACCO, MANUFACTURED	11 125	40 239	24 316	679 TUBES,PIPES,ETC.IRON,STL	205 791	48 022	29 108
211 HIDES,SKINS(EX.FURS),RAW	42 936	10 482	6 343	681 SILVER,PLATINUM,ETC.	763	19 191	11 599
212 FURSKINS, RAW	99	1 266	765	682 COPPER	417 224	235 896	142 736
222 OILSEED(SFT.FIX VEG.OIL)	2 575	342	205	683 NICKEL	3 629	6 618	4 010
223 OILSEED(OTH.FIX.VEG.OIL)	7 017	717	433	684 ALUMINIUM	155 493	101 466	61 761
231 NATURAL RUBBER, ETC.	1 997	313	186	685 LEAD	5 135	1 956	1 184
232 SYNTHETIC RUBBER, ETC.	210 790	31 577	19 089	686 ZINC	9 783	3 790	2 298
246 WOOD IN CHIPS, PARTICLES	31 440	862	534	687 TIN	457	556	337
247 WOOD ROUGH,ROUGH SQUARED	1 065	111	67	688 MISC.NON-FERR.BASE METAL	1 842	1 982	1 196
248 WOOD, SIMPLY WORKED	398 862	21 930	13 304	691 METALLIC STRUCTURES NES	97 927	60 609	36 776
251 PULP AND WASTE PAPER	357 345	6 498	3 929	692 CONTAINERS,STORAGE,TRNSP	32 417	25 306	15 383
261 SILK	362	251	157	693 WIRE PRODUCTS EXCL.ELECT	34 259	18 724	11 326
263 COTTON	16 822	2 956	1 802	694 NAILS,SCREWS,NUTS,ETC.	85 742	82 149	49 750
266 SYNTHETIC FIBRES	244 776	76 956	46 680	695 TOOLS	41 764	128 448	78 110
267 OTHER MAN-MADE FIBRES	49 850	20 948	12 596	696 CUTLERY	10 318	47 907	29 041
268 WOOL, OTHER ANIMAL HAIR	3 429	2 934	1 755	697 HOUSEHOLD EQUIPMENT,NES	19 698	36 400	22 054
269 WORN CLOTHING,TEXTL.ARTL	36 679	4 155	2 515	699 MANUFACTS.BASE METAL,NES	282 145	294 160	178 142
272 FERTILIZERS, CRUDE	2 869	360	220	700 CPL IND PLANT (84/85/87)	15 710	54 205	33 264
273 STONE, SAND AND GRAVEL	5 099	343	206	711 STEAM GENER,BOILERS,ETC.	2 729	5 552	3 358
274 SULPHUR,UNRSTD.IRON PYRS	101 016	444	271	712 STEAM TURBINES	1 732	13 670	8 339
277 NATURAL ABRASIVES, NES	637	1 768	1 066	713 INTRNL COMBUS PSTN ENGIN	242 741	667 152	402 062
278 OTHER CRUDE MINERALS	362 375	11 936	7 238	714 ENGINES,MOTORS NON-ELECT	82	6 170	3 719
282 FERROUS WASTE AND SCRAP	1 480 621	27 861	16 873	716 ROTATING ELECTRIC PLANT	59 643	168 146	101 863
285 ALUMINIUM ORE,CONCTR.ETC	89 009	8 756	5 264	718 OTH.POUR.GENRTNG.MACHNRY	2 807	52 324	31 043
287 ORE,CONCENTR.BASE METALS	7 271	445	273	721 AGRIC.MACHINES,EX.TRACTR	40 191	49 584	30 164
288 NON-FERROUS WASTE,SCRAP	110 946	9 487	5 730	722 TRACTORS	46 587	48 496	29 200
291 CRUDE ANIMAL MATERLS,NES	19 014	9 632	5 832	723 CIVIL ENGINEERING EQUIPT	39 726	59 471	35 976
292 CRUDE VEG.MATERIALS, NES	22 498	31 742	19 328	724 TEXTILE,LEATHER MACHINES	29 650	101 027	61 155
321 COAL,NOT AGGLOMERATED	30 269	793	467	725 PAPER,PULP MILL MACHINES	7 893	36 843	22 376
322 BRIQUETTES,LIGNITE,PEAT	592 466	14 492	8 804	726 PRINTNG,BOOKBINDNG MACHS	29 567	125 018	76 282
325 COKE,SEMI-COKE,RET.CARB	2 265	141	85	727 FOOD-PROCESS.MCH.NON DOM	4 254	32 832	19 762
334 PETROLEUM PRODUCTS	1 311 377	55 018	33 321	728 OTH.MACH,PTS,SPCL INDUST	95 267	330 464	199 834
335 RESIDUAL PETROL. PRODUCTS	139 851	6 402	3 889	731 METAL REMOVAL WORK TOOLS	14 270	74 526	44 635
342 LIQUEFIED PROPANE,BUTANE	137 117	3 217	1 946	733 MACH-TOOLS,METAL-WORKING	24 292	65 204	39 214
411 ANIMAL OILS AND FATS	98 401	8 774	5 308	735 PARTS,NES,FOR MACH-TOOLS	6 938	42 789	25 953
421 FIXED VEG.FAT,OILS, SOFT	14 710	1 398	834	737 METALWORKING MACHNRY NES	25 797	143 816	87 415
422 FIXED VEG.FAT,OILS,OTHER	21 315	1 852	1 116	741 HEATING,COOLNG EQUIP,PART	51 837	130 082	78 893
431 ANIMAL,VEG.FATS,OILS,NES	273 855	20 439	12 347	742 PUMPS FOR LIQUIDS,PARTS	30 716	159 643	96 644
511 HYDROCARBONS,NES,DERIVTS	272 943	40 014	24 139	743 PUMPS NES,CENTRIFUGS ETC	108 399	275 294	167 007
512 ALCOHOL,PHENOL,ETC.DERIV	431 564	70 626	42 822	744 MECHANICAL HANDLING EQUIP	122 962	198 133	119 996
513 CARBOXYLIC ACIDS,DERIVTS	434 969	108 294	65 645	745 OTH.NONELEC MCH,TOOL,NES	40 990	193 400	117 266
514 NITROGEN-FUNCT.COMPOUNDS	292 341	174 855	106 126	746 BALL OR ROLLER BEARINGS	33 400	99 597	60 249
515 ORGANO-INORGANIC COMPNDS	71 410	143 344	86 849	747 TAPS,COCKS,VALVES,ETC.	24 240	113 758	68 977
516 OTHER ORGANIC CHEMICALS	161 540	54 957	33 300	748 TRANSMISSIONS SHAFTS ETC	141 602	131 760	79 712
522 INORGANIC CHEM.ELEMENTS	434 260	62 192	37 519	749 NON-ELECT MACH.PARTS,ETC	20 943	132 680	80 238
				751 OFFICE MACHINES	9 642	53 294	32 205

7 IMPORTS AND EXPORTS (SPECIAL TRADE) BY COUNTRIES OF PRODUCTION AND CONSUMPTION AND BY GROUPS OF THE SITC-REV. III 1993

GROUP DESCRIPTION	DT = 100 KG	1 000 DM	1 000 \$	GROUP DESCRIPTION	DT = 100 KG	1 000 DM	1 000 \$
752 AUTOMATC.DATA PROC.EQUIP	22 739	443 397	267 456	059 FRUIT, VEGETABLE JUICES	643	113	69
759 PARTS, FOR OFFICE MACHINS	8 047	177 150	106 625	061 SUGARS, MOLASSES, HONEY	491 555	23 956	14 439
761 TELEVISION RECEIVERS ETC	49 473	123 570	74 837	062 SUGAR CONFECTIONERY	1 220	783	472
762 RADIO-BROADCAST RECEIVER	9 832	64 292	38 955	071 COFFEE, COFFEE SUBSTITUTE	2 638	2 543	1 536
763 SOUND RECORDER, PHONOGRPH	8 337	56 647	34 148	073 CHOCOLATE, OTH. COCOA PREP	1 618	1 283	777
764 TELECOMM. EQUIP. PARTS NES	22 142	157 525	95 340	074 TEA AND MATE	52	68	41
771 ELECT POWER MACHNY. PARTS	29 910	98 864	59 808	075 SPICES	128	104	54
772 ELEC. SWITCH, RELAY, CIRCUIT	92 974	488 662	295 321	081 ANIMAL FEED STUFF	875	543	329
773 ELECTR. DISTRIB. EQPT NES	46 783	92 256	55 886	091 MARGARINE AND SHORTENING	2 626	695	423
774 ELECTRO-MEDCL. XRAY EQUIP	3 224	72 626	43 815	098 EDIBLE PROD. PREPRTNS, NES	8 984	4 254	2 576
775 DOM. ELEC. NON-ELEC. EQUIP	220 163	291 330	176 651	111 NON-ALCOHOL. BEVERAGE, NES	28 160	3 586	2 167
776 TRANSISTORS, VALVES, ETC.	15 138	170 049	103 420	112 ALCOHOLIC BEVERAGES	56 445	9 514	5 741
778 ELECTRIC. MACH. APPART. NES	244 524	507 179	307 148	121 TOBACCO, UNMANUFACTURED	73	217	133
781 PASS. MOTOR VEHCLS. EX. BUS	1 057 626	2 364 632	1 432 112	122 TOBACCO, MANUFACTURED	1 786	3 233	1 935
782 GOODS, SPCL TRANSPORT VEH	85 028	122 182	73 666	232 SYNTHETIC RUBBER, ETC.	3 181	100	61
783 ROAD MOTOR VEHICLES NES	30 043	53 948	32 488	247 WOOD ROUGH, ROUGH SQUARED	1 567	153	94
784 PARTS, TRACTORS, MOTOR VEH	1 508 237	1 721 529	1 040 986	267 OTHER MAN-MADE FIBRES	6 337	3 718	2 246
785 CYCLES, MOTORCYCLES ETC.	4 049	17 281	10 483	278 OTHER CRUDE MINERALS	5 818	71	43
786 TRAILERS, SEMI-TRAILER, ETC	51 003	42 683	25 820	291 CRUDE ANIMAL MATERLS. NES	61	59	36
791 RAILWAY VEHICLES. EQUIPNT	8 734	41 139	24 778	292 CRUDE VEG. MATERIALS, NES	589	616	366
792 AIRCRAFT, ASSOCTD. EQUIPNT	1 309	73 880	44 448	322 BRIQUETTES, LIGNITE, PEAT	5 240	176	106
793 SHIP, BOAT, FLOAT. STRUCTRS	1 384	4 266	2 582	334 PETROLEUM PRODUCTS	1 593	248	149
800 CPL IND PLANT CHAP 90/94	1 447	65 495	40 934	512 ALCOHOL, PHENOL, ETC. DERIV	214	167	101
811 PREFABRICATED BUILDINGS	1 559	1 977	1 197	513 CARBOXYLIC ACIDS, DERIVTS	116	129	78
812 PLUMBING, SANITRY, EQPT. ETC	36 346	52 026	31 493	514 NITROGEN-FUNCT. COMPOUNDS	189	90	56
813 LIGHTING FIXTURES ETC. NES	14 156	40 089	24 291	522 INORGANIC CHEM. ELEMENTS	673	172	101
821 FURNITURE, CUSHIONS, ETC.	110 642	109 530	66 460	523 METAL. SALTS, INORGAN. ACID	1 069	167	101
831 TRUNK, SUIT-CASES, BAG, ETC	3 619	9 637	5 830	531 SYNTH. COLOURS, LAKES, ETC.	60	210	124
841 MENS, BOYS CLOTHING, X-KNIT	6 024	47 350	28 647	533 PIGMENTS, PAINTS, ETC.	21 871	5 710	3 441
842 WOMEN, GIRL CLOTHING, KNIT	7 308	92 767	56 112	541 MEDICINES, ETC. EXC. GRP542	58	2 882	1 735
843 MENS, BOYS CLOTHING, KNIT	709	3 355	2 044	542 MEDICAMENTS	438	1 434	873
844 WOMEN, GIRLS CLOTHING, KNIT	1 447	9 345	5 676	551 ESSNTL. OIL, PERFUME, FLAVR	56	106	64
845 OTHR. TEXTILE APPAREL, NES	4 322	34 291	20 795	553 PERFUMERY, COSMETICS, ETC.	1 802	2 849	1 727
846 CLOTHING ACCESSRS, FABRIC	997	8 877	5 373	554 SOAP, CLEANERS, POLISH, ETC	1 841	732	443
848 CLOTHING, NONTXTL; HEADGEAR	1 699	15 775	9 535	562 FERTILIZER, EXCEPT GRP272	1 444	105	62
851 FOOTWEAR	8 670	28 461	17 195	571 POLYMERS OF ETHYLENE	1 856	202	118
871 OPTICAL INSTRUMENTS, NES	816	20 188	12 193	572 POLYMERS OF STYRENE	593	87	52
872 MEDICAL INSTRUMENTS NES	12 285	125 684	76 003	575 OTH. PLASTIC, PRIMARY FORM	4 255	2 765	1 866
873 METERS, COUNTERS, NES	4 770	37 612	22 744	581 PLASTIC TUBE, PIPE, HOSE	423	612	370
874 MEASURE, CONTROL INSTRMNT	25 416	394 919	239 347	582 PLASTIC PLATE, SHEETS, ETC	5 406	2 788	1 681
881 PHOTOGRAPH APPAR. ETC. NES	5 283	43 594	26 376	583 MONOFILAMENT OF PLASTICS	277	272	167
882 PHOTO. CINEMATOGPH. SUPPL	76 183	104 754	63 409	591 INSECTICIDES, ETC.	1 203	241	146
884 OPTICAL GOODS NES	440	25 136	15 198	592 STARCHES, INULIN, ETC.	1 934	335	196
885 WATCHES AND CLOCKS	1 932	27 467	16 660	597 PREPRD ADDITIVES, LIQUIDS	1 650	477	284
891 ARMS AND AMMUNITION	2 049	12 945	7 792	598 MISC. CHEMICAL PRODS. NES	5 080	1 992	1 211
892 PRINTED MATTER	120 901	130 783	79 007	612 MANUFACT. LEATHER ETC. NES	5	46	30
893 ARTICLES, NES, OF PLASTICS	206 577	224 909	136 185	613 FURSKINS, TANNED, DRESSED	2	59	35
894 BABY CARRIAGE, TOYS, GAMES	37 701	91 863	55 711	621 MATERIALS OF RUBBER	287	351	214
895 OFFICE, STATIONERY SUPPLS	14 278	67 581	41 032	625 RUBBER TYRES, TUBES, ETC.	2 929	1 514	906
896 WORKS OF ART, ANTIQUE ETC	21	2 180	1 326	629 ARTICLES OF RUBBER, NES	638	1 586	956
897 GOLD, SILVERWARE, JEWEL NES	162	10 414	6 287	635 WOOD MANUFACTURES, NES	1 288	794	477
898 MUSICAL INSTRUMENTS, ETC.	50 667	134 082	81 316	641 PAPER AND PAPERBOARD	3 729	2 351	1 423
899 MISC MANUFCTRD GOODS NES	12 566	58 497	35 374	642 PAPER, PAPERBOARD, CUT ETC	17 683	5 671	3 410
941 COMPL IND PLANT CHAPT 99	7 973	3 144	1 851	651 TEXTILE YARN	45	165	95
961 COIN NONGOLD NONCURRENT	3	268	160	652 COTTON FABRICS, WOVEN	197	1 193	715
971 GOLD, NONMONTY EXCL ORES	8	15 028	9 143	653 FABRICS, MAN-MADE FIBRES	122	518	308
972 MONETARY GOLD, GOLD COINS		51	30	654 OTH. TEXTILE FABRIC, WOVEN	31	69	43
EU				655 KNIT. CROCHET. FABRIC NES	26	92	54
IMPORTS	1 533 546 406 272 912 650 165 177 386			656 TULLE, LACE, EMBROIDRY, ETC	105	116	69
EXPORTS	1 256 457 258 313 231 419 189 669 102			657 SPECIAL YARN, TXTL. FABRIC	419	802	493
CANARY IS				658 TEXTILE ARTICLES NES	457	1 017	613
IMPORTS	587 974	132 657	80 633	659 FLOOR COVERINGS, ETC.	1 114	1 950	1 191
034 FISH, FRESH, CHILLED, FROZN	667	629	378	661 LIME, CEMENT, CONSTR. MATRL	215	52	32
036 CRUSTACEANS, MOLLUSCS ETC	236	282	171	662 CLAY, REFCT. CONSTR. MATRL	12 395	632	378
054 VEGETABLES	522 782	96 664	58 866	663 MINERAL MANUFACTURES, NES	1 949	753	448
057 FRUIT, NUTS EXCL. OIL NUTS	24 208	2 553	1 544	664 GLASS	3 582	560	336
075 SPICES	78	114	67	665 GLASSWARE	3 072	1 268	752
112 ALCOHOLIC BEVERAGES	21 259	1 302	785	666 POTTERY	262	453	272
292 CRUDE VEG. MATERIALS, NES	10 981	21 122	12 786	673 FLAT-ROLLED IRON ETC.	913	53	32
512 ALCOHOL, PHENOL, ETC. DERIV	3 993	451	278	676 IRON, STL. BAR, SHAPES ETC.	245	89	53
658 TEXTILE ARTICLES NES	37	58	35	679 TUBES, PIPES, ETC. IRON, STL	538	162	95
664 GLASS	32	114	69	682 COPPER	1 992	1 230	741
695 TOOLS	4	55	33	684 ALUMINIUM	3 058	2 498	1 516
699 MANUFACTS. BASE METAL, NES	34	71	43	691 METALLIC STRUCTURES NES	5 960	3 248	1 964
728 OTH. MACH. PTS, SPCL INDUST	116	190	115	692 CONTAINERS, STORAGE, TRNSP	1 506	1 429	871
745 OTH. NONELEC MCH, TOOL, NES	95	202	121	693 WIRE PRODUCTS EXCL. ELECT	385	95	56
749 NON-ELECT MACH. PARTS, ETC	7	201	125	694 NAILS, SCREWS, NUTS, ETC.	169	306	177
764 TELECOMM. EQUIP. PARTS NES	1	214	131	695 TOOLS	595	1 646	992
771 ELECT POWER MACHNY. PARTS	2	78	48	696 CUTLERY	47	376	221
781 PASS. MOTOR VEHCLS. EX. BUS	1 314	2 144	1 297	697 HOUSEHOLD EQUIPMENT, NES	546	835	492
786 TRAILERS, SEMI-TRAILR, ETC	220	1 190	703	699 MANUFACTS. BASE METAL, NES	2 787	4 379	2 630
874 MEASURE, CONTROL INSTRMNT	1	52	30	713 INTRNL COMBUS PSTN ENGIN	801	2 832	1 713
896 WORKS OF ART, ANTIQUE ETC	16	65	39	716 ROTATING ELECTRIC PLANT	200	621	373
EXPORTS	1 106 608	355 993	214 615	718 OTH. POWR. GENRTNG. MACHNRY	26	157	94
001 LIVE ANIMALS	2 533	1 066	648	721 AGRIC. MACHINES, EX. TRACTR	123	127	78
011 BOVINE MEAT	115	69	41	722 TRACTORS	68	75	44
012 OTHER MEAT, MEAT OFFAL	1 131	586	358	723 CIVIL ENGINEERING EQUIPT	242	583	355
016 MEAT, ED. OFFL, DRY, SLT, SMK	121	256	154	724 TEXTILE, LEATHER MACHINES	49	162	95
017 MEAT, OFFL, PRPD, PRSVD, NES	10 556	8 508	5 090	725 PAPER, PULP MILL MACHINES	33	186	113
022 MILK AND CREAM	151 827	26 775	16 095	726 PRINTNG, BDDK BINDNG MACHS	224	863	524
023 BUTTER, OTHER FAT OF MILK	4 277	2 992	1 815	727 FOOD-PROCESS. MCH. NON DOM	29	353	213
024 CHEESE AND CURD	16 770	10 967	6 620	728 OTH. MACH. PTS, SPCL INDUST	715	3 274	1 981
034 FISH, FRESH, CHILLED, FROZN	13	92	54	737 METALWORKING MACHNRY NES	10	75	43
037 FISH ETC. PREPD, PRSVD, NES	612	460	274	741 HEATNG, COOLNG EQUIP. PART	505	1 666	1 001
046 MEAL, FLOUR OF WHEAT, MSLN	2 505	102	62	742 PUMPS FOR LIQUIDS, PARTS	110	771	466
048 CEREAL PREPARATIONS	84 569	10 037	6 038	743 PUMPS NES, CENTRIFUGS ETC	513	2 059	1 235
054 VEGETABLES	771	753	450	744 MECHANICAL HANDLING EQUIP	1 411	2 073	1 255
056 VEGETABLES, PRPD, PRSVD, NES	8 072	2 110	1 283	745 OTH. NONELEC MCH, TOOL, NES	978	4 451	2 663
057 FRUIT, NUTS EXCL. OIL NUTS	1 082	644	391	746 BALL OR ROLLER BEARINGS	21	135	82
058 FRUIT, PRESERVED, PREPARED	3 231	1 185	727	747 TAPS, COCKS, VALVES, ETC.	394	1 932	1 164
				748 TRANSMISSIONS SHAFTS ETC	145	612	371
				749 NON-ELECT MACH. PARTS, ETC	137	704	425
				751 OFFICE MACHINES	165	712	428
				752 AUTOMATC. DATA PROC. EQUIP	224	1 261	763
				759 PARTS, FOR OFFICE MACHINS	40	504	298
				761 TELEVISION RECEIVERS ETC	441	1 208	725
				762 RADIO-BROADCAST RECEIVER	36	178	109
				763 SOUND RECORDER, PHONOGRPH	27	211	124

7 IMPORTS AND EXPORTS (SPECIAL TRADE) BY COUNTRIES OF PRODUCTION AND CONSUMPTION AND BY GROUPS OF THE SITC-REV. III 1993

GROUP DESCRIPTION	DT = 100 KG	1 000 DM	1 000 \$	GROUP DESCRIPTION	DT = 100 KG	1 000 DM	1 000 \$
764 TELECOMM.EQUIP.PARTS NES	241	1 179	699	ICELAND			
771 ELECT POWER MACHNY.PARTS	46	492	296				
772 ELEC. SWITCH.RELAY.CIRCUIT	1 868	11 912	7 179	IMPORTS	1 031 678	309 463	187 183
773 ELECTR.DISTRIB.EQPT.NES	873	994	593				
774 ELECTRO-MEDCL.XRAY EQUIP	6	122	72	001 LIVE ANIMALS	3 850	2 693	1 627
775 DOM.ELEC.NON-ELEC.EQUIPT	7 661	13 827	8 343	034 FISH,FRESH,CHILLED,FROZN	502 647	177 915	107 794
778 ELECTRIC.MACH.APPT.NES	2 332	4 376	2 627	035 FISH,DRIED,SALTED,SMOKED	15 165	8 157	4 982
781 PASS.MOTOR VEHCLS.EX.BUS	13 967	34 481	20 872	036 CRUSTACEANS,MOLLUSCS ETC	1 031	1 195	720
782 GOODS,SPCL TRANSPORT VEH	2 535	3 663	2 221	037 FISH ETC.PRPD,PRSDV.NES	11 407	14 214	8 598
784 PARTS,TRACTORS,MOTOR VEH	3 751	10 610	6 391	081 ANIMAL FEED STUFF	43 145	3 324	2 020
785 CYCLES,MOTORCYCLES ETC.	34	154	94	268 WOOL, OTHER ANIMAL HAIR	404	106	64
786 TRAILERS,SEMI-TRAILR,ETC	326	430	264	273 STONE, SAND AND GRAVEL	1 176	50	31
793 SHIP,BOAT,FLOAT.STRUCTRS	249	1 222	728	278 OTHER CRUDE MINERALS	7 435	415	252
812 PLUMBING,SANITRY,EQPT.ETC	159	214	131	288 NON-FERROUS WASTE,SCRAP	4 466	320	195
813 LIGHTNG FIXTURES ETC.NES	345	867	518	289 PREC.METAL ORES,CONCRTS		409	243
821 FURNITURE,CUSHIONS,ETC.	4 495	4 483	2 706	291 CRUDE ANIMAL MATERIALS.NES	901	896	537
831 TRUNK,SUIT-CASES,BAG,ETC	122	374	224	292 CRUDE VEG.MATERIALS, NES	2 920	446	267
841 MENS,BOYS CLOTHING,X-KNIT	65	566	346	411 ANIMAL OILS AND FATS	80 752	5 241	3 195
842 WOMEN,GIRL CLOTHING,XKNIT	149	1 960	1 167	575 OTH.PLASTIC,PRIMARY FORM	405	68	41
843 MENS,BOYS CLOTHING,KNIT	10	95	60	598 MISC.CHEMICAL PROOTS.NES	23 270	1 585	963
844 WOMEN,GIRLS CLOTHING,KNIT	39	419	240	613 FURSKINS,TANNED,DRESSED	18	85	51
845 OTHR.TEXTILE APPAREL,NES	204	2 244	1 344	625 RUBBER TYRES,TUBES,ETC.	67	79	48
846 CLOTHING ACCESSRS,FABRIC	62	260	151	651 TEXTILE YARN	96	229	135
848 CLOTHING,NONXTXL;HEADGEAR	104	681	406	657 SPECIAL YARN,TXTL.FABRIC	137	88	54
851 FOOTWEAR	258	863	524	658 TEXTILE ARTICLES NES	81	379	229
871 OPTICAL INSTRUMENTS,NES	24	751	446	663 MINERAL MANUFACTURES,NES	4 849	411	247
872 MEDICAL INSTRUMENTS NES	118	2 228	1 344	667 PEARLS,PRECIOUS STONES			
873 METERS,COUNTERS,NES	21	321	1 189	671 PIG IRON, SPIEGELEISN,ETC	28 005	2 527	1 541
874 MEASURE,CONTROL INSTRMNT	322	3 398	2 027	684 ALUMINIUM	292 765	69 430	41 811
881 PHOTOGRAPH APPAR.ETC.NES	200	1 085	652	697 HOUSEHOLD EQUIPMENT,NES	2 313	4 128	2 494
882 PHOTO.CINEMATOPRPH.SUPL	2 569	4 113	2 503	713 INTRNL COMBUS PSTN ENGIN	11	53	32
884 OPTICAL GOODS NES	3	1 384	839	718 OTH.POWR.GENRTNG.MACHNRY	30	405	236
885 WATCHES AND CLOCKS	64	1 240	738	727 FOOD-PROCESS.MCH.NON DOM	40	368	224
891 ARMS AND AMMUNITION	27	156	93	728 OTH.MACH,PTS,SPCL INDUST	575	2 310	1 363
892 PRINTED MATTER	11 014	13 673	8 270	742 PUMPS FOR LIQUIDS,PARTS	2	61	38
893 ARTICLES,NES,OF PLASTICS	4 320	7 979	4 858	745 OTH.NONELEC MCH,TOOL,NES	30	524	309
894 BABY CARRIAGE,TOYS,GAMES	776	2 270	1 371	752 AUTOMATC.DATA PROC.EQUIP	92	3 258	1 960
895 OFFICE,STATIONERY SUPPLS	352	2 202	1 328	759 PARTS,FOR OFFICE MACHINS	2	75	45
897 GOLD,SILVERWARE,JEWEL NES	6	767	466	774 ELECTRO-MEDCL,XRAY EQUIP		69	43
898 MUSICAL INSTRUMENTS,ETC.	196	1 020	603	813 LIGHTNG FIXTURES ETC.NES	10	76	45
899 MISC MANUFCTRD GOODS NES	612	1 788	1 072	844 WOMEN,GIRLS CLOTHING,KNIT	7	110	67
				845 OTHR.TEXTILE APPAREL,NES	162	1 653	997
CEUTA MEL				846 CLOTHING ACCESSRS,FABRIC	23	326	192
IMPORTS	45 679	58 591	35 996	874 MEASURE,CONTROL INSTRMNT		111	65
				892 PRINTED MATTER	59	100	60
057 FRUIT,NUTS EXCL.OIL NUTS	536	238	147	893 ARTICLES,NES,OF PLASTICS	371	305	187
514 NITROGEN-FUNCT.COMPOUNDS	32	73	46	896 WORKS OF ART,ANTIQUE ETC	2	660	407
522 INORGANIC CHEM.ELEMENTS	690	215	129	898 MUSICAL INSTRUMENTS,ETC.	4	74	45
553 PERFUMERY,COSMETICS,ETC.	26 537	19 099	11 466	899 MISC MANUFCTRD GOODS NES	7	289	172
592 STARCHES,INULIN,ETC.	1 311	209	124	EXPORTS	696 035	241 354	145 578
621 MATERIALS OF RUBBER	14	134	81				
657 SPECIAL YARN,TXTL.FABRIC	974	1 131	689	034 FISH,FRESH,CHILLED,FROZN	244	112	68
685 LEAD	4 003	322	196	037 FISH ETC.PRPD,PRSDV.NES	271	370	231
689 MISC.NON-FERR.BASE METAL	194	62	38	043 BARLEY, UNMILLED	45 493	791	482
725 PAPER,PULP MILL MACHINES	35	53	32	047 OTHER CEREAL MEAL,FLOURS	110 455	1 575	956
741 HEATING,COOLING EQUIP,PART	29	143	86	048 CEREAL PREPARATIONS	48 830	1 352	824
752 AUTOMATC.DATA PROC.EQUIP	7 870	34 524	21 501	054 VEGETABLES	222	96	58
759 PARTS,FOR OFFICE MACHINS	4	131	82	056 VEGETABLES,PRPD,PRSDV,NES	795	210	128
773 ELECTR.DISTRIB.EQPT NES	61	70	42	057 FRUIT,NUTS EXCL.OIL NUTS	661	367	208
784 PARTS,TRACTORS,MOTOR VEH	605	950	588	058 FRUIT,PRESERVED,PREPARED	2 763	1 077	644
812 PLUMBING,SANITRY,EQPT.ETC	236	90	53	061 SUGARS,MOLASSES,HONEY	49 040	2 216	1 329
874 MEASURE,CONTROL INSTRMNT	4	143	89	062 SUGAR CONFECTIONERY	1 273	716	428
893 ARTICLES,NES,OF PLASTICS	307	203	122	072 COCOA	2 418	1 443	873
895 OFFICE,STATIONERY SUPPLS	17	190	117	073 CHOCOLATE,OTH.COCOA PREP	994	668	401
				075 SPICES	216	134	74
EXPORTS	74 716	32 250	19 395	081 ANIMAL FEED STUFF	374	96	55
				098 EDIBLE PRD.PREPRTNS,NES	3 474	1 224	734
022 MILK AND CREAM	6 402	448	271	111 NON-ALCOHOL.BEVERAGE,NES	772	132	82
048 CEREAL PREPARATIONS	343	116	72	112 ALCOHOLIC BEVERAGES	13 105	2 195	1 328
061 SUGARS,MOLASSES,HONEY	5 625	297	177	246 WOOD IN CHIPS, PARTICLES	26 382	232	140
112 ALCOHOLIC BEVERAGES	1 148	158	95	248 WOOD, SIMPLY WORKED	4 001	838	508
269 WORN CLOTHING,TEXTL.ARTL	33 411	5 805	3 497	268 WOOL, OTHER ANIMAL HAIR	299	208	127
575 OTH.PLASTIC,PRIMARY FORM	1 550	1 094	648	273 STONE, SAND AND GRAVEL	10 629	173	103
592 STARCHES,INULIN,ETC.	5 664	615	360	278 OTHER CRUDE MINERALS	48 676	488	294
597 PRPD ADDITIVES,LIQUIDS	262	102	63	289 PREC.METAL ORES,CONCRTS		62	36
621 MATERIALS OF RUBBER	83	102	60	292 CRUDE VEG.MATERIALS, NES	477	525	319
625 RUBBER TYRES,TUBES,ETC.	9 720	808	487	334 PETROLEUM PRODUCTS	9 410	1 793	1 084
629 ARTICLES OF RUBBER, NES	62	95	55	335 RESIDUAL PETROL PRODUCTS	4 918	255	160
656 TULLE,LACE,EMBROIDRY.ETC	8	85	48	421 FIXED VEG.FAT,OILS,SOFT	945	99	60
665 GLASSWARE	101	78	48	422 FIXED VEG.FAT,OILS,OTHER	907	90	55
666 POTTERY	25	82	50	431 ANIMAL,VEG.FATS,OILS,NES	2 590	289	172
684 ALUMINIUM	64	82	49	511 HYDROCARBONS,NES,DERIVTS	195	89	50
695 TOOLS	341	146	90	512 ALCOHOL,PHENOL,ETC.DERIV	858	162	99
699 MANUFACTS.BASE METAL,NES	35	75	45	513 CARBOXYLIC ACIDS,DERIVTS	412	142	84
713 INTRNL COMBUS PSTN ENGIN	428	1 621	981	514 NITROGEN-FUNCT.COMPOUNDS	109	92	53
742 PUMPS FOR LIQUIDS,PARTS	258	431	258	515 ORGANO-INORGANIC COMPNDS	93	167	101
743 PUMPS NES,CENTRIFUGS ETC	196	441	265	516 OTHER ORGANIC CHEMICALS	1 868	344	207
746 BALL OR ROLLER BEARINGS	57	244	147	522 INORGANIC CHEM.ELEMENTS	20 812	662	401
748 TRANSMISSIONS SHAFTS ETC	372	1 264	763	523 METAL.SALTS,INORGAN.ACID	6 486	181	105
749 NON-ELECT MACH.PARTS,ETC	101	654	395	531 SYNTH.COLOURS,LAKES,ETC.	74	263	157
761 TELEVISION RECEIVERS ETC	106	488	290	532 DYEING,TANNING MATERIALS	313	118	72
764 TELECOMM.EQUIP.PARTS NES	12	114	68	533 PIGMENTS, PAINTS, ETC.	19 177	6 797	4 123
772 ELEC.SWITCH.RELAY.CIRCUIT	6	60	35	541 MEDICINES,ETC.EXC.GRPS42	132	552	330
776 TRANSISTORS,VALVES,ETC.	3	226	140	542 MEDICAMENTS	127	512	310
778 ELECTRIC.MACH.APPT.NES	429	589	349	551 ESSNTL.OIL,PERFUME,FLAVR	66	139	87
781 PASS.MOTOR VEHCLS.EX.BUS	2 036	5 286	3 196	553 PERFUMERY,COSMETICS,ETC.	1 330	2 465	1 493
782 GOODS,SPCL TRANSPORT VEH	30	52	32	554 SOAP,CLEANERS,POLISH,ETC	5 136	1 734	1 040
784 PARTS,TRACTORS,MOTOR VEH	3 113	7 884	4 762	571 POLYMERS OF ETHYLENE	2 536	485	294
813 LIGHTNG FIXTURES ETC.NES	403	567	340	572 POLYMERS OF STYRENE	181	47	30
846 CLOTHING ACCESSRS,FABRIC	33	119	73	573 POLYMERS,VINYL CHLORIDE	796	111	68
851 FOOTWEAR	48	77	44	574 POLYACETAL,POLYCARBONATE	2 798	1 407	852
872 MEDICAL INSTRUMENTS NES	45	180	106	575 OTH.PLASTIC,PRIMARY FORM	10 162	3 050	1 857
874 MEASURE,CONTROL INSTRMNT	33	420	246	581 PLASTIC TUBE,PIPE,HOSE	799	1 365	820
885 WATCHES AND CLOCKS	1	152	90	582 PLASTIC PLATE,SHEETS,ETC	4 858	3 399	2 049
				583 MONOFILAMENT OF PLASTICS	384	397	245
				591 INSECTICIDES, ETC.	104	86	54
				592 STARCHES,INULIN,ETC.	3 385	813	490

7 IMPORTS AND EXPORTS (SPECIAL TRADE) BY COUNTRIES OF PRODUCTION AND CONSUMPTION AND BY GROUPS OF THE SITC-REV. III 1993

GROUP DESCRIPTION	DT = 100 KG	1 000 DM	1 000 \$	GROUP DESCRIPTION	DT = 100 KG	1 000 DM	1 000 \$
593 EXPLOSIVES, PYROTECHNICS	238	608	366	873 METERS, COUNTERS, NES	129	609	362
597 PREPRED ADDITIVES, LIQUIDS	1 487	435	259	874 MEASURE, CONTROL INSTRUMENT	135	3 143	1 885
598 MISC. CHEMICAL PRODS. NES	20 039	3 734	2 260	881 PHOTOGRAPH APPAR. ETC. NES	42	419	249
611 LEATHER	87	126	78	882 PHOTO. CINEMATOGRAPH. SUPPL	516	877	526
612 MANUFACT. LEATHER ETC. NES	25	144	84	884 OPTICAL GOODS NES	1	1 461	892
621 MATERIALS OF RUBBER	2 522	1 832	1 112	885 WATCHES AND CLOCKS	34	551	328
625 RUBBER TYRES, TUBES, ETC.	391	281	166	891 ARMS AND AMMUNITION	14	50	31
629 ARTICLES OF RUBBER, NES	375	755	453	892 PRINTED MATTER	1 484	1 851	1 112
633 CORK MANUFACTURES	78	70	41	893 ARTICLES, NES, OF PLASTICS	5 267	6 165	3 729
634 VENEERS, PLYWOOD, ETC.	6 419	1 757	1 057	894 BABY CARRIAGE, TOYS, GAMES	1 000	1 809	1 087
635 WOOD MANUFACTURES, NES	1 993	1 107	667	895 OFFICE, STATIONERY SUPPLS	443	1 002	598
641 PAPER AND PAPERBOARD	18 362	3 732	2 245	897 GOLD, SILVERWARE, JEWEL NES	9	1 496	903
642 PAPER, PAPERBOARD, CUT ETC	11 692	5 681	3 433	898 MUSICAL INSTRUMENTS, ETC.	271	2 042	1 229
651 TEXTILE YARN	824	1 033	624	899 MISC MANUFACTURED GOODS NES	1 519	1 902	1 136
652 COTTON FABRICS, WOVEN	375	1 083	658	971 GOLD, NONMONETARY EXCL ORES		106	63
653 FABRICS, MAN-MADE FIBRES	539	1 993	1 199				
654 OTH. TEXTILE FABRIC, WOVEN	154	430	255	NORWAY			
655 KNIT. CROCHET. FABRIC NES	101	240	140	IMPORTS			
656 TULLE, LACE, EMBROIDERY, ETC	112	550	323	001 LIVE ANIMALS	81	309	191
657 SPECIAL YARN, TEXTILE FABRIC	725	1 362	816	017 MEAT, OFFL. PRPD, PRSVD, NES	111	128	77
658 TEXTILE ARTICLES NES	209	520	305	022 MILK AND CREAM	225	100	59
659 FLOOR COVERINGS, ETC.	1 487	971	589	024 CHEESE AND CURD	9 632	5 486	3 322
661 LIME, CEMENT, CONSTR. MATRL	1 456	80	47	034 FISH, FRESH, CHILLED, FROZEN	1 010 740	519 607	313 211
662 CLAY, REFRACT. CONSTR. MATRL	4 861	849	508	035 FISH, DRIED, SALTED, SMOKED	42 306	42 539	25 624
663 MINERAL MANUFACTURES, NES	2 934	2 072	1 232	036 CRUSTACEANS, MOLLUSCS ETC	42 506	640	390
664 GLASS	7 673	1 040	630	037 FISH ETC. PREPRED, PRSVD, NES	19 875	12 026	7 273
665 GLASSWARE	2 296	1 582	948	048 CEREAL PREPARATIONS	653	236	144
666 POTTERY	631	1 137	688	057 FRUIT, NUTS EXCL. OIL NUTS	248	160	97
667 PEARLS, PRECIOUS STONES				058 FRUIT, PRESERVED, PREPARED	249	66	39
672 INGOTS ETC. IRON OR STEEL	827	86	50	073 CHOCOLATE, OTH. COCOA PREP	967	345	207
673 FLAT-ROLLED IRON ETC.	2 922	257	153	081 ANIMAL FEED STUFF	44 645	4 451	2 703
674 FLAT-ROLLED PLATED IRON	13 540	1 403	848	098 EDIBLE PROD. PREPRTNS, NES	280	128	76
676 IRON, STL. BAR, SHAPES ETC.	8 686	874	512	111 NON-ALCOHOL. BEVERAGE, NES	883	57	34
679 TUBES, PIPES, ETC. IRON, STL	15 875	2 266	1 384	112 ALCOHOLIC BEVERAGES	4 557	3 669	2 213
681 SILVER, PLATINUM, ETC.		68	41	211 HIDES, SKINS (EX. FURS), RAW	8 874	2 938	1 777
682 COPPER	754	854	513	212 FURSKINS, RAW	53	909	559
684 ALUMINIUM	1 222	1 503	905	245 FUEL WOOD, WOOD CHARCOAL	14 118	285	177
691 METALLIC STRUCTURES NES	5 946	3 374	2 056	247 WOOD ROUGH, ROUGH SQUARED	63 970	1 800	1 105
692 CONTAINERS, STORAGE, TRNSP	1 716	2 295	1 382	248 WOOD, SIMPLY WORKED	1 825 791	132 455	80 152
693 WIRE PRODUCTS EXCL. ELECT	3 717	1 135	684	251 PULP AND WASTE PAPER	1 070 589	85 865	52 023
694 NAILS, SCREWS, NUTS, ETC.	1 871	1 786	1 061	268 WOOL, OTHER ANIMAL HAIR	113	78	47
696 TOOLS	562	1 764	1 058	269 WORN CLOTHING, TEXTILE, ARTL	305	46	30
698 CUTLERY	107	684	405	273 STONE, SAND AND GRAVEL	37 842 099	135 049	81 119
697 HOUSEHOLD EQUIPMENT, NES	1 777	1 538	929	278 OTHER CRUDE MINERALS	7 161 918	40 078	24 229
699 MANUFACT. BASE METAL, NES	3 803	3 979	2 390	281 IRON ORE, CONCENTRATES	15 942 100	79 922	47 756
713 INTRNL. COMBUS PSTN ENGIN	663	1 957	1 185	282 FERROUS WASTE AND SCRAP	63 101	3 988	2 407
714 ENGINES, MOTORS NON-ELECT	3	768	453	283 COPPER ORES, CONCENTRATES	85 908	4 821	2 866
716 ROTATING ELECTRIC PLANT	240	703	411	287 ORE, CONCENTR. BASE METALS	1 892 302	21 127	12 795
718 OTH. POWER-GENERATING MACHINRY	246	1 535	930	288 NON-FERROUS WASTE, SCRAP	196 110	22 833	13 824
721 AGRIC. MACHINES, EX. TRACTR	2 662	2 402	1 455	289 PREC. METAL ORES, CONCENTRATES	156	2 286	1 404
722 TRACTORS	404	566	344	291 CRUDE ANIMAL MATERIALS, NES	2 705	336	200
723 CIVIL ENGINEERING EQUIPMENT	2 037	1 494	898	292 CRUDE VEG. MATERIALS, NES	2 404	589	358
724 TEXTILE, LEATHER MACHINES	141	722	440	321 COAL, NOT AGGLOMERATED	772 236	10 932	6 575
725 PAPER, PULP MILL MACHINES	61	174	102	333 PETROLEUM OILS, CRUDE	157 540 395	3 481 843	2 108 964
726 PRINTING, BOOKBINDING MACHS	395	1 856	1 121	334 PETROLEUM PRODUCTS	18 236 466	508 726	308 483
727 FOOD-PROCESS. MCH. NON DOM	275	3 532	2 132	335 RESIDUAL PETROL. PRODUCTS	217 354	4 613	2 785
728 OTH. MACH. PTS, SPCL INDUSTR	628	2 476	1 517	342 LIQUEFIED PROPANE, BUTANE	1 543 364	42 801	25 834
731 METAL REMOVAL WORK TOOLS	4	51	30	344 PETROLEUM GASES, NES	344 529	4 455	2 687
733 MACH-TOOLS, METAL-WORKING	31	65	40	411 ANIMAL OILS AND FATS	34 643	3 065	1 864
735 PARTS, NES, FOR MACH-TOOLS	28	164	99	431 ANIMAL, VEG. FATS, OILS, NES	55 831	6 460	3 893
737 METALWORKING MACHINERY NES	9	80	48	511 HYDROCARBONS, NES, DERIVTS	379 002	25 486	15 435
741 HEATING, COOLING EQUIP. PART	244	787	477	512 ALCOHOL, PHENOL, ETC. DERIV	7 460	800	488
742 PUMPS FOR LIQUIDS, PARTS	238	1 448	868	513 CARBOXYLIC ACIDS, DERIVTS	8 794	7 722	4 666
743 PUMPS NES, CENTRIFUGS ETC	450	1 301	786	514 NITROGEN-FUNCT. COMPOUNDS	6 275	50 494	30 636
744 MECHANICAL HANDLING EQUIP	3 237	3 077	1 864	515 ORGANO-INORGANIC COMPOUNDS	2 021	4 769	2 867
745 OTH. NONELEC MCH. TOOL, NES	600	2 441	1 481	516 OTHER ORGANIC CHEMICALS	2 139	5 060	3 035
746 BALL OR ROLLER BEARINGS	97	292	171	522 INORGANIC CHEM. ELEMENTS	522 920	80 814	48 625
747 TAPS, COCKS, VALVES, ETC.	419	1 375	830	523 METAL. SALTS, INORGAN. ACID	37 466	5 065	3 087
748 TRANSMISSIONS SHAFTS ETC	230	701	419	524 OTHER CHEMICAL COMPOUNDS	356 766	37 312	22 602
749 NON-ELECT MACH. PARTS, ETC	608	2 482	1 507	525 RADIO-ACTIVE MATERIALS	2 130	348	212
751 OFFICE MACHINES	77	327	199	533 PIGMENTS, PAINTS, ETC.	28 232	13 247	7 970
752 AUTOMATIC DATA PROC. EQUIP	29	1 620	983	541 MEDICINES, ETC. EXC. GRP542	233	3 343	2 021
759 PARTS, FOR OFFICE MACHINES	33	506	307	542 MEDICAMENTS	13 526	12 270	7 395
761 TELEVISION RECEIVERS ETC	521	1 290	766	553 PERFUMERY, COSMETICS, ETC.	321	734	443
762 RADIO-BROADCAST RECEIVER	59	361	216	554 SOAP, CLEANERS, POLISH, ETC	30 554	7 447	4 476
763 SOUND RECORDER, PHONOGRAPH	24	150	91	562 FERTILIZER, EXCEPT GRP272	1 199 850	23 958	14 578
764 TELECOMM. EQUIP. PARTS NES	287	2 841	1 714	571 POLYMERS OF ETHYLENE	672 322	73 432	44 519
771 ELECT POWER MACHINERY, PARTS	1 454	1 407	852	572 POLYMERS OF STYRENE	15 961	2 925	1 768
772 ELECT. SWITCH, RELAY, CIRCUIT	2 342	6 517	3 930	573 POLYMERS, VINYL CHLORIDE	71 317	6 917	4 167
773 ELECTR. DISTRIBUT. EQUIP NES	2 890	2 578	1 559	574 POLYACETAL, POLYCARBONATE	43 949	16 458	9 957
774 ELECTRO-MEDICAL, XRAY EQUIP	47	1 132	675	575 OTH. PLASTIC, PRIMARY FORM	403 142	70 420	42 645
775 OTH. ELEC. NON-ELEC. EQUIPMENT	4 114	6 338	3 810	579 PLASTIC WASTE, SCRAP ETC	6 496	149	91
776 TRANSISTORS, VALVES, ETC.	1	248	147	581 PLASTIC TUBE, PIPE, HOSE	2 921	2 070	1 251
778 ELECTRIC MACH. APPAR. NES	7 036	8 741	5 262	582 PLASTIC PLATE, SHEETS, ETC	21 327	7 935	4 792
781 PASS. MOTOR VEHICLES, EX. BUS	5 624	9 126	5 549	583 MONOFILAMENT OF PLASTICS	274	71	43
782 GOODS, SPCL TRANSPORT VEH	2 343	3 343	2 024	582 STARCHES, INULIN, ETC.	1 566	1 061	643
783 ROAD MOTOR VEHICLES NES	1 138	1 606	990	593 EXPLOSIVES, PYROTECHNICS	425	1 957	1 192
784 PARTS, TRACTORS, MOTOR VEH	1 106	2 601	1 575	597 PREPRED ADDITIVES, LIQUIDS	1 012	219	134
785 CYCLES, MOTORCYCLES ETC.	305	631	384	598 MISC. CHEMICAL PRODS. NES	375 482	19 403	11 803
786 TRAILERS, SEMI-TRAILER, ETC	556	493	262	611 LEATHER	1 113	3 333	2 016
791 RAILWAY VEHICLES, EQUIPMENT	24	51	30	612 MANUFACT. LEATHER ETC. NES	23	60	35
792 AIRCRAFT, ASSOC. EQUIPMENT	13	505	295	613 FURSKINS, TANNED, DRESSED	17	128	77
793 SHIP, BOAT, FLOAT, STRUCTS	528	210	128	621 MATERIALS OF RUBBER	406	529	320
811 PREFABRICATED BUILDINGS	54	207	129	625 RUBBER TYRES, TUBES, ETC.	854	112	68
812 PLUMBING, SANITARY, EQUIP. ETC	312	175	104	629 ARTICLES OF RUBBER, NES	13 250	11 050	6 705
813 LIGHTING FIXTURES ETC. NES	906	2 123	1 281	634 VENEERS, PLYWOOD, ETC.	55 893	6 113	3 694
821 FURNITURE, CUSHIONS, ETC.	3 402	3 581	2 155	635 WOOD MANUFACTURES, NES	153 164	65 876	39 721
831 TRUNK, SUIT-CASES, BAG, ETC	200	790	475	641 PAPER AND PAPERBOARD	2 916 053	288 952	173 976
841 MENS, BOYS CLOTHING, X-KNIT	321	3 730	2 255	642 PAPER, PAPERBOARD, CUT ETC	39 641	12 653	7 633
842 WOMEN, GIRL CLOTHING, X-KNIT	274	4 728	2 864	651 TEXTILE YARN	7 921	3 116	1 882
843 MENS, BOYS CLOTHING, KNIT	33	188	115	652 COTTON FABRICS, WOVEN	1 659	4 465	2 714
844 WOMEN, GIRLS CLOTHING, KNIT	53	638	386	653 FABRICS, MAN-MADE FIBRES	402	537	326
845 OTH. TEXTILE APPAREL, NES	258	2 375	1 428	654 OTH. TEXTILE FABRIC, WOVEN	33	148	90
846 CLOTHING ACCESSORIES, FABRIC	257	1 712	1 027	657 SPECIAL YARN, TEXTILE FABRIC	916	2 903	1 770
848 CLOTHING, NONTEXTILE; HEADGEAR	308	798	478	658 TEXTILE ARTICLES NES	471	898	547
851 FOOTWEAR	499	2 201	1 323	661 LIME, CEMENT, CONSTR. MATRL	1 132 275	14 765	8 922
871 OPTICAL INSTRUMENTS, NES	2	118	74				
872 MEDICAL INSTRUMENTS NES	249	1 866	1 127				

7 IMPORTS AND EXPORTS (SPECIAL TRADE) BY COUNTRIES OF PRODUCTION AND CONSUMPTION AND BY GROUPS OF THE SITC-REV. III 1993

GROUP DESCRIPTION	DT = 100 KG	1 000 DM	1 000 \$	GROUP DESCRIPTION	DT = 100 KG	1 000 DM	1 000 \$
662 CLAY, REFRCT. CONSTR. MATRL	166 526	8 038	4 841	EXPORTS	18 888 910	5 143 938	3 107 984
663 MINERAL MANUFACTURES, NES	261 758	14 291	8 663	001 LIVE ANIMALS	110	319	195
664 GLASS	3 144	1 730	1 042	017 MEAT, OFFL. PRPD, PRSVD, NES	35	56	34
665 GLASSWARE	2 214	499	303	022 MILK AND CREAM	2 146	224	141
666 POTTERY	32	89	53	024 CHEESE AND CURD	2 094	2 065	1 243
671 PIG IRON, SPIEGELEISN, ETC	1 899 734	182 695	110 438	034 FISH, FRESH, CHILLED, FROZN	2 158	566	345
673 FLAT-ROLLED IRON ETC.	6 002	704	431	036 CRUSTACEANS, MOLLUSCS ETC	34	61	38
674 FLAT-ROLLED PLATED IRON	4 416	826	507	037 FISH ETC. PREPD, PRSVD, NES	3 828	1 282	781
675 FLAT-ROLLED, ALLOY STEEL	764	90	54	041 WHEAT, MESLIN, UNMILLED	59 142	989	595
676 IRON, STL. BAR, SHAPES ETC.	847 858	48 029	29 192	042 RICE	14 215	1 105	668
678 WIRE OF IRON OR STEEL	492	117	71	043 BARLEY, UNMILLED	217 338	3 818	2 315
679 TUBES, PIPES, ETC. IRON, STL	56 508	11 335	6 874	045 OTHER CEREALS, UNMILLED	151 277	2 032	1 247
681 SILVER, PLATINUM, ETC.	4	6 022	3 684	047 OTHER CEREAL MEAL, FLOURS	292 573	4 338	2 628
682 COPPER	18 295	17 745	10 745	048 CEREAL PREPARATIONS	140 406	12 788	7 724
683 NICKEL	73 861	68 067	41 201	054 VEGETABLES	9 873	3 308	1 982
684 ALUMINIUM	2 357 989	606 784	366 728	056 VEGETABLES, PRPD, PRSVD, NES	5 288	2 704	1 623
686 ZINC	330 143	53 076	32 031	057 FRUIT, NUTS EXCL. OIL NUTS	19 288	3 065	1 843
689 MISC. NON-FERR. BASE METAL	41 392	27 478	16 698	058 FRUIT, PRESERVED, PREPARED	9 273	3 104	1 871
691 METALLIC STRUCTURES NES	40 139	13 222	8 034	059 FRUIT, VEGETABLE JUICES	16 119	3 755	2 268
692 CONTAINERS, STORAGE, TRNSP	2 708	2 365	1 432	061 SUGARS, MOLASSES, HONEY	188 702	8 521	5 171
693 WIRE PRODUCTS EXCL. ELECT	1 345	633	389	062 SUGAR CONFECTIONERY	7 428	4 375	2 654
694 NAILS, SCREWS, NUTS, ETC.	1 439	1 397	842	071 COFFEE, COFFEE SUBSTITUTE	6 591	4 374	2 635
695 TOOLS	1 347	3 561	2 149	072 COCOA	5 407	1 571	942
696 CUTLERY	46	385	231	073 CHOCOLATE, OTH. COCOA PREP	12 202	9 058	5 487
697 HOUSEHOLD EQUIPMENT, NES	8 495	7 532	4 569	074 TEA AND MATE	636	667	405
699 MANUFACT. BASE METAL, NES	19 657	13 854	8 384	075 SPICES	3 081	1 877	1 128
711 STEAM GENER. BOILERS, ETC.	744	1 086	663	081 ANIMAL FEED STUFF	141 183	21 293	12 890
712 STEAM TURBINES	152	1 032	620	091 MARGARINE AND SHORTENING	821	195	120
713 INTRNL COMBUS PSTN ENGIN	6 049	7 534	4 545	098 EDIBLE PROD. PREPRINS, NES	13 871	7 948	4 818
714 ENGINES, MOTORS NON-ELECT	104	8 224	4 975	111 NON-ALCOHOL. BEVERAGE, NES	61 163	7 280	4 410
716 ROTATING ELECTRIC PLANT	1 337	4 807	2 899	112 ALCOHOLIC BEVERAGES	48 435	13 517	8 169
718 OTH. POWR. GENRTNG. MACHNRY	776	1 717	1 045	222 TOBACCO, MANUFACTURED	18	89	52
721 AGRIC. MACHINES, EX. TRACTR	26 609	22 161	13 453	223 OILSEED (SFT. FIX VEG. OIL)	43 864	5 213	3 226
723 CIVIL ENGINEERING EQUIPT	8 335	11 406	6 929	222 OILSEED (OTH. FIX. VEG. OIL)	446	59	37
724 TEXTILE, LEATHER MACHINES	256	704	428	231 NATURAL RUBBER, ETC.	455	168	101
725 PAPER, PULP MILL MACHINES	4 199	13 204	8 006	232 SYNTHETIC RUBBER, ETC.	8 606	2 927	1 750
726 PRINTNG, BOOKBINDNG MACHS	1 983	2 431	1 464	246 WOOD IN CHIPS, PARTICLES	362 043	1 965	1 177
727 FOOD-PROCESS. MCH. NON DOM	3 996	6 487	3 946	247 WOOD ROUGH, ROUGH SQUARED	208 453	1 193	705
728 OTH. MACH. PTS, SPCL. INDUST	11 010	36 335	21 915	248 WOOD, SIMPLY WORKED	70 311	6 668	4 065
733 MACH-TOOLS, METAL-WORKING	971	2 730	1 664	251 PULP AND WASTE PAPER	14 376	1 275	769
735 PARTS, NES, FOR MACH-TOOLS	1 431	4 614	2 835	256 SYNTHETIC FIBRES	12 354	3 447	2 086
737 METALWORKING MACHNRY NES	1 438	4 524	2 739	267 OTHER MAN-MADE FIBRES	3 518	1 153	697
741 HEATING, COOLING EQUIP. PART	7 442	13 299	8 043	268 WOOL, OTHER ANIMAL HAIR	618	382	232
742 PUMPS FOR LIQUIDS, PARTS	2 456	13 666	8 249	269 WORN CLOTHING, TEXTL. ARTL	551	75	46
743 PUMPS NES, CENTRIFUGS ETC	2 398	8 310	5 021	272 FERTILIZERS, CRUDE	1 478	111	66
744 MECHANICAL HANDLING EQUIP	15 772	22 017	13 331	273 STONE, SAND AND GRAVEL	464 588	1 274	773
745 OTH. NONELEC MCH. TOOL, NES	4 597	5 108	3 101	277 NATURAL ABRASIVES, NES	524	72	42
746 BALL OR ROLLER BEARINGS	1 470	1 107	666	278 OTHER CRUDE MINERALS	1 324 711	12 279	7 452
747 TAPS, COCKS, VALVES, ETC.	3 080	5 610	3 415	282 FERROUS WASTE AND SCRAP	1 587 176	22 209	13 509
748 TRANSMISSIONS SHAFTS ETC	3 768	6 246	3 759	285 ALUMINIUM ORE, CONCTR. ETC	4 278	664	403
749 NON-ELECT MACH. PARTS, ETC	1 715	4 852	2 935	288 NON-FERROUS WASTE, SCRAP	203 662	15 087	9 139
751 OFFICE MACHINES	708	5 435	3 308	289 PREC. METAL ORES, CONCTRTS	5	1 825	1 125
752 AUTOMATC. DATA PROC. EQUIP	1 563	33 494	20 266	291 CRUDE ANIMAL MATERIALS, NES	5 938	5 962	3 594
759 PARTS, FOR OFFICE MACHINS	810	9 488	5 743	292 CRUDE VEG. MATERIALS, NES	18 317	8 752	5 298
761 TELEVISION RECEIVERS ETC	8	425	255	321 COAL, NOT AGGLOMERATED	72 689	1 369	820
762 RADIO-BROADCAST RECEIVER	15	145	88	322 BRIQUETTES, LIGNITE, PEAT	5 863	348	213
763 SOUND RECORDER, PHONOGRPH	12	220	129	325 COKE, SEMI-COKE, RET. CARBN	452 274	7 403	4 507
764 TELECOMM. EQUIP. PARTS NES	2 759	47 920	28 967	334 PETROLEUM PRODUCTS	3 337 310	67 802	40 410
771 ELECT POWER MACHNRY, PARTS	1 027	12 905	7 839	335 RESIDUAL PETROL. PRODUCTS	211 775	8 497	5 150
772 ELEC. SWITCH, RELAY, CIRCUIT	5 273	25 114	15 256	342 LIQUEFIED PROPANE, BUTANE	8 200	194	118
773 ELECTR. DISTRIKT. EQPT NES	9 694	15 314	9 310	344 PETROLEUM GASES, NES	1 447	129	76
774 ELECTRO-MEDCL. XRAY EQUIP	544	19 099	11 546	411 ANIMAL OILS AND FATS	223 143	16 629	10 113
775 DOM. ELEC. NON-ELEC. EQUIPT	1 808	4 075	2 469	421 FIXED VEG. FAT, OILS, SOFT	9 889	1 012	611
776 TRANSISTORS, VALVES, ETC.	32	5 528	3 343	422 FIXED VEG. FAT, OILS, OTHER	21 507	2 443	1 472
778 ELECTRIC MACH. APPART. NES	9 119	11 307	6 841	431 ANIMAL, VEG. FATS, OILS, NES	131 808	7 666	4 619
781 PASS. MOTOR VEHCLS. EX. BUS	640	1 348	826	511 HYDROCARBONS, NES, DERIVTS	92 535	11 776	7 170
782 GOODS, SPCL. TRANSPORT VEH	13 916	17 303	10 420	512 ALCOHOL, PHENOL, ETC. DERIV	174 859	15 670	9 467
783 ROAD MOTOR VEHICLES NES	3 872	5 579	3 395	513 CARBOXYLIC ACIDS, DERIVTS	25 152	10 351	6 278
784 PARTS, TRACTORS, MOTOR VEH	52 247	62 058	37 659	514 NITROGEN-FUNCT. COMPOUNDS	8 490	13 208	7 978
785 CYCLES, MOTORCYCLES ETC.	745	2 283	1 383	515 ORGANO-INORGANIC COMPOUNDS	93 502	28 820	17 353
786 TRAILERS, SEMI-TRAILR, ETC	2 727	1 264	774	523 METAL. SALTS, INORGAN. ACID	205 868	17 809	10 783
791 RAILWAY VEHICLES, EQUIPNT	133	1 214	718	524 OTHER CHEMICAL COMPOUNDS	539 023	17 848	10 821
792 AIRCRAFT, ASSOCTD. EQUIPNT	336	7 445	4 486	525 RADIO-ACTIVE MATERIALS	5 002	1 122	675
793 SHIP, BOAT, FLOAT. STRUCTRS	120 281	36 825	22 303	531 SYNTH. COLOURS, LAKES, ETC.	6	283	172
811 PREFABRICATED BUILDINGS	138 772	51 743	31 416	532 DYEING, TANNING MATERIALS	5 014	11 807	7 154
812 PLUMBNG, SANITRY, EQPT. ETC	2 768	1 912	1 148	533 PIGMENTS, PAINTS, ETC.	5 501	2 051	1 237
813 LIGHTING FIXTURES ETC. NES	9 900	21 812	13 175	541 MEDICINES, ETC. EXC. GRP542	98 190	41 756	25 303
821 FURNITURE, CUSHIONS, ETC.	34 388	49 403	29 854	542 MEDICAMENTS	2 619	17 668	10 689
831 TRUNK, SUIT-CASES, BAG, ETC	83	149	90	543 POLYMERS OF ETHYLENE	6 345	44 324	26 858
841 MENS, BOYS CLOTHING, X-KNIT	25	202	120	544 SOAP, CLEANERS, POLISH, ETC	1 457	3 727	2 252
842 WOMEN, GIRL CLOTHING, X-KNIT	4	100	58	545 PERFORMERY, COSMETICS, ETC.	26 300	32 979	19 945
843 MENS, BOYS CLOTHING, KNIT	66	271	159	546 FERTILIZER, EXCEPT GRP272	43 233	16 052	9 698
844 WOMEN, GIRLS CLOTHING, KNIT	43	291	168	571 POLYMERS OF STYRENE	1 539 494	27 789	16 787
845 OTHR. TEXTILE APPAREL, NES	157	1 413	862	572 POLYMERS OF VINYL CHLORIDE	196 649	24 594	14 874
846 CLOTHING ACCESSRS, FABRIC	57	240	147	573 POLYACETAL, POLYCARBONATE	54 132	11 618	7 022
848 CLOTHING, NONTEXTL.; HEADGEAR	83	480	292	574 OTH. PLASTIC, PRIMARY FORM	67 038	8 708	5 276
851 FOOTWEAR	28	136	84	579 PLASTIC WASTE, SCRAP ETC	44 944	18 504	11 214
871 OPTICAL INSTRUMENTS, NES	68	38 476	23 401	581 PLASTIC TUBE, PIPE, HOSE	109 076	45 306	27 431
872 MEDICAL INSTRUMENTS NES	237	2 150	1 291	582 PLASTIC PLATE, SHEETS, ETC	5 679	258	154
873 METERS, COUNTERS, NES	141	1 053	627	583 MONOFILAMENT OF PLASTICS	10 097	9 048	5 465
874 MEASURE, CONTROL INSTRMNT	1 584	32 158	19 489	584 MONOFILAMENT OF PLASTICS	41 853	29 170	17 632
881 PHOTOGRAPH APPAR. ETC. NES	96	2 884	1 743	589 EXPLOSIVES, PYROTECHNICS	4 001	3 200	1 929
882 PHOTO. CINEMATOGPH. SUPPL	55	131	78	597 PREPD ADDITIVES, LIQUIDS	7 550	13 001	7 897
884 OPTICAL GOODS NES	6	181	113	611 LEATHER	29 080	9 805	5 820
885 WATCHES AND CLOCKS	21	184	111	612 MANUFACT. LEATHER ETC. NES	1 642	5 558	3 342
891 ARMS AND AMMUNITION	150	6 178	3 754	613 FURSKINS, TANNED, DRESSED	39 637	11 500	6 943
892 PRINTED MATTER	5 910	4 622	2 788	621 MATERIALS OF RUBBER	207 305	55 744	33 658
893 ARTICLES, NES, OF PLASTICS	38 156	17 680	10 690	622 RUBBER TYRES, TUBES, ETC.	954	5 391	3 260
894 BABY CARRIAGE, TOYS, GAMES	3 590	8 868	5 331	623 ARTICLES OF RUBBER, NES	256	1 564	948
895 OFFICE, STATIONERY SUPPLS	334	930	1 127	633 CORK MANUFACTURES	3	50	31
896 WORKS OF ART, ANTIQUE ETC	31	1 849	618	634 VENEERS, PLYWOOD, ETC.	14 937	10 782	6 523
897 GOLD, SILVERWARE, JEWEL NES	2	1 012	3 106	635 WOOD MANUFACTURES, NES	30 478	20 443	12 387
898 MUSICAL INSTRUMENTS, ETC.	879	5 106	4 742		7 042	17 312	10 468
899 MISC MANUFACTRD GOODS NES	8 932	7 839	4 742		814	1 924	1 165
961 COIN NONGOLD NONCURRENT	2	638	386		65 597	15 763	9 534
971 GOLD, NONMONTY EXCL ORES	1	2 034	1 225		20 909	4 802	2 908
972 MONETARY GOLD, GOLD COINS		711	438				

7 IMPORTS AND EXPORTS (SPECIAL TRADE) BY COUNTRIES OF PRODUCTION AND CONSUMPTION AND BY GROUPS OF THE SITC-REV. III 1993

GROUP DESCRIPTION	DT = 100 KG	1 000 DM	1 000 \$	GROUP DESCRIPTION	DT = 100 KG	1 000 DM	1 000 \$
641 PAPER AND PAPERBOARD	182 157	35 784	21 691	872 MEDICAL INSTRUMENTS NES	3 217	31 564	19 112
642 PAPER,PAPERBOARD,CUT ETC	58 109	28 557	17 254	873 METERS,COUNTERS,NES	1 096	8 536	5 142
651 TEXTILE YARN	18 213	22 681	13 751	874 MEASURE,CONTROL INSTRMNT	4 884	98 434	59 583
652 COTTON FABRICS, WOVEN	4 566	7 742	4 692	881 PHOTOGRAPH APPAR.ETC.NES	1 175	8 856	5 339
653 FABRICS,MAN-MADE FIBRES	4 787	13 739	8 338	882 PHOTO.CINEMATOGRPH.SUPPL	13 113	23 607	14 266
654 OTH.TEXTILE FABRIC,WOVEN	1 246	2 500	1 497	884 OPTICAL GOODS NES	252	13 310	8 055
655 KNIT,CROCHET,FABRIC NES	1 311	3 230	1 954	885 WATCHES AND CLOCKS	641	7 260	4 366
656 TULLE,LACE,EMBROIDRY.ETC	874	3 722	2 242	891 ARMS AND AMMUNITION	853	6 391	3 879
657 SPECIAL YARN,TXTL.FABRIC	19 513	32 667	19 809	892 PRINTED MATTER	51 577	44 456	26 893
658 TEXTILE ARTICLES NES	4 298	7 959	4 795	893 ARTICLES,NES,OF PLASTICS	78 368	70 331	42 586
659 FLOOR COVERINGS, ETC.	13 296	11 473	6 939	894 BABY CARRIAGE,TOYS,GAMES	7 963	14 808	8 953
661 LIME,CEMENT,CONSTR.MATRL	76 043	1 334	810	895 OFFICE,STATIONERY SUPPLS	3 377	11 281	6 813
662 CLAY,REFRCT.CONSTR.MATRL	103 549	11 147	6 748	896 WORKS OF ART,ANTIQUE ETC	35	2 023	1 204
663 MINERAL MANUFACTURES,NES	111 375	20 332	12 275	897 GOLD,SILVERWARE,JEWEL NES	93	20 827	12 570
664 GLASS	156 905	19 873	12 023	898 MUSICAL INSTRUMENTS,ETC.	5 990	25 501	16 037
665 GLASSWARE	15 336	11 079	6 698	899 MISC MANUFCTRD GOODS NES	18 210	21 718	13 117
666 POTTERY	8 290	11 589	6 994	941 COMPL IND PLANT CHAPT 99	2	98	57
667 PEARLS,PRECIOUS STONES				971 GOLD,NONMONTRY EXCL ORES		4 107	2 460
671 PIG IRON,SPIEGELEISN,ETC	4 743	955	580				
672 INGOTS ETC.IRON OR STEEL	817 948	30 787	18 466	SWEDEN			
673 FLAT-ROLLED IRON ETC.	263 862	20 349	12 242	IMPORTS	137 138 748	12 548 431	7 591 604
674 FLAT-ROLLED PLATED IRON	23 936	3 254	1 968	001 LIVE ANIMALS	1 140	4 137	2 486
675 FLAT-ROLLED, ALLOY STEEL	85 745	14 987	9 082	012 OTHER MEAT, MEAT OFFAL	4 711	1 979	1 208
676 IRON,STL.BAR,SHAPES ETC.	313 226	32 342	19 584	016 MEAT,ED.OFFL,DRY,SLT,SMK	52	109	65
677 RAILWAY TRACK IRON,STEEL	14 217	2 928	1 756	017 MEAT,OFFL,PRPD,PRSD,NES	15 158	7 436	4 505
678 WIRE OF IRON OR STEEL	8 074	1 734	1 050	022 MILK AND CREAM	934	452	282
679 TUBES,PIPES,ETC.IRON,STL	674 331	133 369	80 948	023 BUTTER,OTHER FAT OF MILK	225	60	37
681 SILVER,PLATINUM,ETC.	277	7 583	4 577	024 CHEESE AND CURD	3 260	2 155	1 298
682 COPPER	39 351	26 158	15 823	034 FISH,FRESH,CHILLED,FROZN	39 541	9 089	5 512
683 NICKEL	447	1 745	1 042	035 FISH,DRIED,SALTED,SMOKED	434	622	366
684 ALUMINIUM	28 462	22 936	13 882	037 FISH ETC.PRPD,PRSD,NES	6 798	3 808	2 295
685 LEAD	3 628	562	339	042 RICE	336	57	35
686 ZINC	2 733	1 026	618	045 OTHER CEREALS, UNMILLED	1 125	62	36
687 TIN	204	276	169	048 CEREAL PREPARATIONS	119 452	41 545	25 036
689 MISC.NON-FERR.BASE METAL	6 189	1 928	1 147	054 VEGETABLES	13 251	1 799	1 079
691 METALLIC STRUCTURES NES	49 332	32 295	19 370	056 VEGETABLES,PRPD,PRSD,NES	9 620	2 607	1 576
692 CONTAINERS,STORAGE,TRNSP	12 591	10 492	6 352	057 FRUIT,NUTS EXCL.OIL NUTS	2 184	710	428
693 WIRE PRODUCTS EXCL.ELECT	60 247	9 332	5 637	058 FRUIT,PRESERVED,PREPARED	31 547	10 358	6 259
694 NAILS,SCREWS,NUTS,ETC.	21 895	16 827	10 222	059 FRUIT,VEGETABLE JUICES	3 407	328	202
695 TOOLS	7 173	31 720	19 182	061 SUGARS,MOLASSES,HONEY	742	238	139
696 CUTLERY	1 015	4 880	2 929	062 SUGAR CONFECTIONERY	4 270	2 306	1 388
697 HOUSEHOLD EQUIPMENT,NES	6 124	7 235	4 366	071 COFFEE,COFFEE SUBSTITUTE	2 257	6 237	3 776
699 MANUFACTS.BASE METAL,NES	57 737	60 990	36 837	073 CHOCOLATE,OTH.COCCA PREP	101 545	99 790	60 373
700 CPL IND PLANT (84/85/87)	190	2 939	1 779	081 ANIMAL FEED STUFF	15 297	780	475
711 STEAM GENER. BOILERS,ETC.	120	214	128	091 MARGARINE AND SHORTENING	1 271	376	229
712 STEAM TURBINES	279	2 441	1 472	098 EDIBLE PROD.PREPRTNS,NES	28 994	11 132	6 734
713 INTRNL COMBUS PSTN ENGIN	16 084	64 154	38 844	111 NON-ALCOHOL. BEVERAGE,NES	1 849	251	153
714 ENGINES,MOTORS NON-ELECT	215	19 348	11 539	112 ALCOHOLIC BEVERAGES	3 626	1 708	1 039
716 ROTATING ELECTRIC PLANT	20 760	52 472	31 507	122 TOBACCO, MANUFACTURED	228	396	242
718 OTH.POWR.GENRTNG.MACHNRY	4 303	14 325	8 667	211 HIDES,SKINS(EX.FURS),RAW	16 279	4 604	2 771
721 AGRIC.MACHINES,EX.TRACTR	14 838	16 465	9 996	212 FURSKINS, RAW	50	936	578
722 TRACTORS	12 141	15 095	9 205	222 OILSEED(SFT.FIX VEG.OIL)	8 776	477	287
723 CIVIL ENGINEERING EQUIPT	29 641	42 563	25 841	231 NATURAL RUBBER, ETC.	171	166	103
724 TEXTILE,LEATHER MACHINES	3 562	12 663	7 632	232 SYNTHETIC RUBBER, ETC.	20 071	1 984	1 211
725 PAPER,PULP MILL MACHINES	5 870	21 725	12 974	246 WOOD IN CHIPS, PARTICLES	48 159	1 101	670
726 PRINTING,BOOKBINDING MACHS	5 115	25 480	15 424	247 WOOD ROUGH,ROUGH SQUARED	24 310	1 343	817
727 FOOD-PROCESS.MCH.NON DOM	3 433	25 581	15 564	248 WOOD, SIMPLY WORKED	8 582 467	623 149	377 047
728 OTH.MACH.PTS,SPCL INDUSTR	24 621	87 624	53 010	251 PULP AND WASTE PAPER	8 788 967	651 808	395 473
731 METAL REMOVAL WORK TOOLS	2 303	10 574	6 406	267 OTHER MAN-MADE FIBRES	29 518	7 230	4 380
733 MACH-TOOLS,METAL-WORKING	742	2 488	1 516	268 WOOL, OTHER ANIMAL HAIR	203	100	60
735 PARTS,NES, FOR MACH-TOOLS	937	6 110	3 700	269 WORN CLOTHING,TEXTL.ARTL	898	141	83
737 METALWORKING MACHNRY NES	4 491	14 549	8 768	273 STONE, SAND AND GRAVEL	9 456 422	35 284	21 319
741 HEATING,COOLING EQUIP,PART	15 375	46 701	28 219	277 NATURAL ABRASIVES, NES	240	54	33
742 PUMPS FOR LIQUIDS,PARTS	12 305	59 762	36 127	278 OTHER CRUDE MINERALS	98 599	1 545	932
743 PUMPS NES,CENTRIFUGS ETC	18 615	76 084	46 340	281 IRON ORE, CONCENTRATES	59 839 756	311 485	187 276
744 MECHANICAL HANDLING EQUIP	35 391	55 209	33 430	282 FERROUS WASTE AND SCRAP	104 928	12 080	7 328
745 OTH.NONELEC MCH,TOOL,NES	24 233	68 641	41 677	283 COPPER ORES,CONCENTRATES	58 590	4 560	2 810
746 BALL OR ROLLER BEARINGS	3 431	9 298	5 612	287 ORE,CONCENTR.BASE METALS	890 901	24 575	14 875
747 TAPS,COCKS,VALVES,ETC.	10 242	46 669	28 197	288 NON-FERROUS WASTE,SCRAP	82 758	20 655	12 468
748 TRANSMISSIONS SHAFTS ETC	21 019	57 334	34 712	289 PREC.METAL ORES,CONCRTS	18 269	22 118	13 363
749 NON-ELECT MACH.PARTS,ETC	17 349	54 640	33 087	291 CRUDE ANIMAL MATERLS,NES	14 716	1 815	1 096
751 OFFICE MACHINES	3 074	15 826	9 579	292 CRUDE VEG.MATERIALS, NES	8 722	5 656	3 437
752 AUTOMATC.DATA PROC.EQUIP	3 787	81 692	49 309	322 BRIQUETTES,LIGNITE,PEAT	23 639	487 165	294 763
759 PARTS, FOR OFFICE MACHINS	1 152	26 733	16 176	334 PETROLEUM PRODUCTS	17 975 296	3 954	2 397
761 TELEVISION RECEIVERS ETC	5 183	16 038	9 733	335 RESIDUAL PETROL.PRODUCTS	177 578	460	279
762 RADIO-BROADCAST RECEIVER	402	5 450	3 307	342 LIQUEFIED PROPANE,BUTANE	15 171		
763 SOUND RECORDER,PHONOGRPH	746	5 493	3 288	351 ELECTRIC CURRENT			
764 TELECOMM.EQUIP.PARTS NES	4 683	71 644	43 358	411 ANIMAL OILS AND FATS	20 933	1 603	973
771 ELECT POWER MACHNRY,PARTS	13 751	34 063	20 566	421 FIXED VEG.FAT,OILS, SOFT.	104 778	7 121	4 353
772 ELEC.SWITCH.RELAY.CIRCUIT	27 884	171 723	104 000	422 FIXED VEG.FAT,OILS,OTHER	20 488	3 493	2 112
773 ELECTR DISTRIB. EQUIP NES	17 632	25 833	15 652	431 ANIMAL, VEG.FATS,OILS,NES	128 884	9 570	5 774
774 ELECTRO-MEDCL,XRAY EQUIP	852	17 175	10 391	511 HYDROCARBONS,NES,DERIVTS	7 272	346	213
775 DOM.ELEC,NON-ELEC.EQUIPT	72 323	89 443	54 261	512 ALCOHOL,PHENOL,ETC.DERIV	100 760	16 792	10 184
776 TRANSISTORS,VALVES,ETC.	165	12 681	7 633	513 CARBOXYLIC ACIDS,DERIVTS	132 426	21 288	12 855
778 ELECTRIC.MACH.APPART.NES	106 087	139 242	84 119	514 NITROGEN-FUNCT.COMPOUNDS	58 948	26 229	15 864
781 PASS.MOTOR VEHCLS.EX.BUS	289 828	468 620	282 407	515 ORGANO-INORGANIC COMPNDS	1 922	5 334	3 224
782 GOODS,SPCL TRANSPORT VEH	55 999	94 503	57 069	516 OTHER ORGANIC CHEMICALS	13 126	7 286	4 419
783 ROAD MOTOR VEHICLES NES	5 916	16 450	10 013	522 INORGANIC CHEM.ELEMENTS	109 977	9 764	5 897
784 PARTS,TRACTORS,MOTOR VEH	39 354	67 611	40 828	523 METAL,SALTS,INORGAN.ACID	462 750	36 988	22 394
785 CYCLES,MOTORCYCLES ETC.	3 669	10 377	6 297	524 OTHER CHEMICAL COMPOUNDS	102 718	10 718	6 486
786 TRAILERS,SEMI-TRAILR,ETC	22 345	23 670	14 365	525 RADIO-ACTIVE MATERIALS	6	11 147	6 723
791 RAILWAY VEHICLES.EQUIPNT	22 350	25 032	15 095	531 SYNTH.COLOURS,LAKES,ETC.	1 675	953	585
792 AIRCRAFT,ASSOCD.EQUIPNT	43	6 181	3 684	533 PIGMENTS, PAINTS, ETC.	96 903	31 676	19 144
793 SHIP,BOAT,FLDPT.STRUCTRS	221 717	260 391	155 950	541 MEDICINES,ETC.EXC.GRP542	1 658	15 297	9 269
811 PREFABRICATED BUILDINGS	114	108	67	542 MEDICAMENTS	14 506	436 972	264 261
812 PLUMBING,SANITRY,EQPT.ETC	4 789	3 677	2 212	551 ESSENTL.OIL,PERFUME,FLAVR	7 235	3 064	1 850
813 LIGHTING FIXTURES ETC.NES	8 786	28 782	17 379	553 PERFUMERY,COSMETICS,ETC.	2 898	4 472	2 686
821 FURNITURE,CUSHIONS,ETC.	24 395	27 910	16 902	554 SOAP,CLEANERS,POLISH,ETC	34 896	10 192	6 165
831 TRUNK,SUIT-CASES,BAG,ETC	802	3 131	1 901	562 FERTILIZER,EXCEPT GRP272	119 881	2 148	1 257
841 MENS,BOYS CLOTHING,X-KNIT	960	14 632	8 822	571 POLYMERS OF ETHYLENE	563 483	123 907	75 214
842 WOMEN,GIRL CLOTHING,XKNIT	4 084	70 139	42 414	572 POLYMERS OF STYRENE	230 911	38 799	23 458
843 MENS,BOYS CLOTHING,KNIT	62	442	256	573 POLYMERS,VINYL CHLORIDE	180 699	21 397	12 967
844 WOMEN,GIRLS CLOTHING,KNIT	666	6 697	4 039	574 POLYACETAL,POLYCARBONATE	14 018	2 982	1 800
845 OTHR.TEXTILE APPAREL,NES	1 194	13 938	8 433	575 OTH.PLASTIC,PRIMARY FORM	272 198	62 651	38 039
846 CLOTHING ACCESSRS,FABRIC	1 316	8 365	5 063	579 PLASTIC WASTE,SCRAP ETC	29 511	2 307	1 392
848 CLOTHING,NONXTL;HEADGEAR	592	4 951	2 998	581 PLASTIC TUBE,PIPE,HOSE	28 026	25 566	15 503
851 FOOTWEAR	4 564	24 699	14 969				
871 OPTICAL INSTRUMENTS,NES	177	7 323	4 396				

7 IMPORTS AND EXPORTS (SPECIAL TRADE) BY COUNTRIES OF PRODUCTION AND CONSUMPTION AND BY GROUPS OF THE SITC-REV. III 1993

GROUP DESCRIPTION	DT = 100 KG	1 000 DM	1 000 \$	GROUP DESCRIPTION	DT = 100 KG	1 000 DM	1 000 \$
582 PLASTIC PLATE, SHEETS, ETC	142 852	59 346	35 939	811 PREFABRICATED BUILDINGS	159 226	47 180	28 447
583 MONOFILAMENT OF PLASTICS	2 266	1 677	1 016	812 PLUMBING, SANITARY, EOPT. ETC	21 316	16 713	10 105
591 INSECTICIDES, ETC.	5 189	9 475	5 784	813 LIGHTING FIXTURES ETC. NES	18 191	29 221	17 703
592 STARCHES, INULIN, ETC.	54 521	27 849	16 763	821 FURNITURE, CUSHIONS, ETC.	577 178	284 258	172 258
593 EXPLOSIVES, PYROTECHNICS	6 111	1 476	896	831 TRUNK, SUIT-CASES, BAG, ETC	407	834	501
597 PREPARED ADDITIVES, LIQUIDS	2 921	1 203	730	841 MENS, BOYS CLOTHING, X-KNIT	339	2 545	1 534
598 MISC. CHEMICAL PRODS. NES	282 803	81 396	49 200	842 WOMEN, GIRL CLOTHING, X-KNIT	178	1 798	1 032
611 LEATHER	451	3 062	1 852	843 MENS, BOYS CLOTHING, KNIT	70	565	334
612 MANUFACT. LEATHER ETC. NES	389	1 641	986	844 WOMEN, GIRLS CLOTHING, KNIT	131	1 242	745
621 MATERIALS OF RUBBER	50 774	25 052	15 170	845 OTHR. TEXTILE APPAREL, NES	1 032	11 027	6 646
625 RUBBER TYRES, TUBES, ETC.	32 936	25 267	15 275	846 CLOTHING ACCESSORS, FABRIC	320	3 045	1 838
629 ARTICLES OF RUBBER, NES	26 080	33 751	20 448	848 CLOTHING, NONTEXTL; HEADGEAR	5 427	22 325	13 583
633 CORK MANUFACTURES	1 870	1 237	752	851 FOOTWEAR	2 586	3 859	2 342
634 VENEERS, PLYWOOD, ETC.	223 491	41 618	25 213	871 OPTICAL INSTRUMENTS, NES	103	6 068	3 697
635 WOOD MANUFACTURES, NES	492 346	209 510	126 616	872 MEDICAL INSTRUMENTS NES	12 182	123 420	74 698
641 PAPER AND PAPERBOARD	13 606 284	1 573 943	952 760	873 METERS, COUNTERS, NES	331	2 162	1 309
642 PAPER, PAPERBOARD, CUT ETC	567 788	106 525	64 615	874 MEASURE, CONTROL INSTRMNT	5 973	125 792	76 159
651 TEXTILE YARN	14 544	8 148	4 918	881 PHOTOGRAPH APPAR. ETC. NES	642	5 645	3 423
652 COTTON FABRICS, WOVEN	3 441	6 857	4 136	882 PHOTO. CINEMATOGRPH. SUPPL	3 578	11 862	7 172
653 FABRICS, MAN-MADE FIBRES	2 081	10 106	6 115	883 CINE. FILM EXPOSD. DEVELOPD	1	167	99
654 OTH. TEXTILE FABRIC, WOVEN	17 827	22 640	13 697	884 OPTICAL GOODS NES	78	5 340	3 240
655 KNIT, CROCHET, FABRIC NES	1 281	2 282	1 388	885 WATCHES AND CLOCKS	449	2 763	1 671
656 TULLE, LACE, EMBROIDRY, ETC	55 363	1 016	617	891 ARMS AND AMMUNITION	2 538	6 251	3 786
657 SPECIAL YARN, TEXTL. FABRIC	55 650	53 886	32 666	892 PRINTED MATTER	25 552	25 271	15 248
658 TEXTILE ARTICLES NES	2 719	10 430	6 336	893 ARTICLES, NES, OF PLASTICS	121 979	107 955	65 403
659 FLOOR COVERINGS, ETC.	2 719	2 050	1 241	894 BABY CARRIAGE, TOYS, GAMES	17 834	19 151	11 616
661 LIME, CEMENT, CONSTR. MATL	46 190	4 409	2 665	895 OFFICE, STATIONERY SUPPLS	14 375	8 549	5 182
662 CLAY, REFRCT. CONSTR. MATL	88 962	6 992	4 239	896 WORKS OF ART, ANTIQUE ETC	960	7 432	4 456
663 MINERAL MANUFACTURES, NES	311 166	25 505	15 389	897 GOLD, SILVERWARE, JEWEL NES	8	632	381
664 GLASS	247 486	38 937	23 512	898 MUSICAL INSTRUMENTS, ETC.	1 678	13 699	8 248
665 GLASSWARE	7 047	6 908	4 177	899 MISC MANUFACTRD GOODS NES	10 341	29 216	17 614
666 POTTERY	521	1 154	699	961 COIN NONGOLD NONCURRENT		107	62
667 PEARLS, PRECIOUS STONES				971 GOLD, NONMONTY EXCL ORES	93	32 397	19 625
671 PIG IRON, SPIEGELEISN, ETC	352 939	49 209	29 793	972 MONETARY GOLD, GOLD COINS	64		38
672 INGOTS ETC. IRON OR STEEL	94 010	20 931	12 723				
673 FLAT-ROLLED IRON ETC.	2 869 162	169 940	102 841	EXPORTS	46 313 949	12 677 346	7 667 350
674 FLAT-ROLLED PLATED IRON	387 950	35 936	21 810	001 LIVE ANIMALS	3	1 132	679
675 FLAT-ROLLED, ALLOY STEEL	910 387	243 966	147 692	011 BOVINE MEAT	6 442	1 575	941
676 IRON, STL. BAR, SHAPES ETC.	2 029 933	186 622	112 999	012 OTHER MEAT, MEAT OFFAL	35 859	1 664	1 006
677 RAILWAY TRACK IRON, STEEL	14 926	1 189	730	016 MEAT, ED. OFFL, DRY, SLT, SMK	601	842	509
678 WIRE OF IRON OR STEEL	97 673	46 393	28 199	017 MEAT, OFFL, PRPD, PRSVD, NES	17 201	18 759	11 369
679 TUBES, PIPES, ETC. IRON, STL	350 456	127 246	77 172	022 MILK AND CREAM	13 527	2 457	1 478
681 SILVER, PLATINUM, ETC.	4 431	10 330	6 236	024 CHEESE AND CURD	40 095	24 924	15 079
682 COPPER	238 646	99 506	60 438	034 FISH, FRESH, CHILLED, FROZN	10 234	4 028	2 450
683 NICKEL	4 164	6 912	4 183	035 FISH, DRIED, SALTED, SMOKED	587	74	45
684 ALUMINIUM	347 171	113 297	68 676	036 CRUSTACEANS, MOLLUSCS ETC	155	111	68
685 LEAD	173 169	12 833	7 777	037 FISH ETC. PREPD, PRSVD, NES	9 661	3 321	2 013
686 ZINC	298	57	36	041 WHEAT, MESLIN, UNMILLED	10 213	267	165
687 TIN	174	112	67	042 RICE	13 377	992	600
689 MISC. NON-FERR. BASE METAL	2 442	1 694	1 013	043 BARLEY, UNMILLED	25 291	859	533
691 METALLIC STRUCTURES NES	153 891	81 471	49 382	045 OTHER CEREALS, UNMILLED	616	231	139
692 CONTAINERS, STORAGE, TRANSP	34 290	24 553	14 819	046 MEAL, FLOUR OF WHEAT, MSLN	192 531	4 046	2 461
693 WIRE PRODUCTS EXCL. ELECT	4 960	2 074	1 258	047 OTHER CEREAL MEAL, FLOURS	294 909	5 959	3 586
694 NAILS, SCREWS, NUTS, ETC.	15 466	16 424	9 961	048 CEREAL PREPARATIONS	79 209	24 537	14 846
695 TOOLS	13 060	147 165	89 193	051 054 VEGETABLES	171 467	16 181	9 887
696 CUTLERY	188	837	501	056 VEGETABLES, PRPD, PRSVD, NES	19 345	7 787	4 699
697 HOUSEHOLD EQUIPMENT, NES	20 570	16 511	10 004	057 FRUIT, NUTS EXCL. OIL NUTS	119 134	15 793	9 551
699 MANUFACTS. BASE METAL, NES	139 475	112 171	67 862	058 FRUIT, PRESERVED, PREPARED	15 272	7 887	4 753
711 STEAM GENER. BOILERS, ETC.	1 664	1 565	949	059 FRUIT, VEGETABLE JUICES	14 249	2 681	1 614
712 STEAM TURBINES	484	1 216	739	061 SUGARS, MOLASSES, HONEY	66 620	2 217	1 327
713 INTRNL COMBUS PSTN ENGIN	15 933	39 612	24 038	062 SUGAR CONFECTIONERY	17 951	9 209	5 583
714 ENGINES, MOTORS NON-ELECT	4 068	39 923	24 262	071 COFFEE, COFFEE SUBSTITUTE	19 982	18 036	10 959
716 ROTATING ELECTRIC PLANT	43 542	52 149	31 537	072 COCOA	28 322	4 830	2 937
718 OTH. POWR. GENERTRNG. MACHNRY	10 128	136 702	82 567	073 CHOCOLATE, OTH. COCOA PREP	21 287	14 084	8 534
721 AGRIC. MACHINES, EX. TRACTR	28 797	105 444	63 847	074 TEA AND MATE	2 231	2 225	1 346
722 TRACTORS	9 005	8 739	5 333	075 SPICES	3 390	2 389	1 442
723 CIVIL ENGINEERING EQUIPT	181 494	185 073	112 099	081 ANIMAL FEED STUFF	1 615 938	97 405	58 835
724 TEXTILE, LEATHER MACHINES	9 102	30 903	18 745	091 MARGARINE AND SHORTENING	4 097	603	364
725 PAPER, PULP MILL MACHINES	23 124	54 554	33 016	098 EDIBLE PROD. PREPRTNS, NES	63 465	30 703	18 607
726 PRINTING, BOOKBINDNG MACHS	7 347	21 532	13 058	111 NON-ALCOHOL. BEVERAGE, NES	48 476	9 794	5 933
727 FOOD-PROCESS. MCH. NON DOM	3 188	12 501	7 561	121 ALCOHOLIC BEVERAGES	183 837	57 512	34 779
728 OTH. MACH. PTS, SPL. INDUST	79 254	200 230	121 192	122 TOBACCO, UNMANUFACTURED	426	58	34
731 METAL REMOVAL WORK TOOLS	5 177	20 710	12 644	123 TOBACCO, MANUFACTURED	1 013	2 356	1 409
733 MACH-TOOLS, METAL-WORKING	7 490	15 803	9 513	124 HIDES, SKINS (EX. FURS), RAW	7 922	1 494	913
735 PARTS, NES, FOR MACH-TOOLS	9 414	37 120	22 326	221 OILSEED (SFT. FIX VEG. OIL)	37 388	2 301	1 393
737 METALWORKING MACHNRY NES	30 250	27 998	16 915	222 OILSEED (OTH. FIX. VEG. OIL)	2 365	250	148
741 HEATING, COOLNG EQUIP, PART	70 893	158 892	96 200	231 NATURAL RUBBER, ETC.	892	190	113
742 PUMPS FOR LIQUIDS, PARTS	25 059	70 624	42 809	232 SYNTHETIC RUBBER, ETC.	179 221	22 498	13 639
743 PUMPS NES, CENTRIFUGS ETC	36 185	90 508	54 705	245 FUEL WOOD, WOOD CHARCOAL	400	58	35
744 MECHANICAL HANDLING EQUIP	179 014	220 348	133 209	246 WOOD IN CHIPS, PARTICLES	698 487	4 466	2 683
745 OTH. NONELEC MCH. TOOL, NES	17 039	79 945	48 308	247 WOOD ROUGH, ROUGH SQUARED	5 959 918	49 478	29 938
746 BALL OR ROLLER BEARINGS	28 008	64 064	38 749	248 WOOD, SIMPLY WORKED	32 201	4 847	2 924
747 TAPS, COCKS, VALVES, ETC.	12 067	46 584	28 140	251 PULP AND WASTE PAPER	1 621 611	18 797	11 355
748 TRANSMISSIONS SHAFTS ETC	43 892	37 645	22 770	263 COTTON	22 231	3 816	2 315
749 NON-ELECT MACH. PARTS, ETC	9 121	18 018	10 888	265 VEGETABLE TEXTILE FIBRES	147	73	44
751 OFFICE MACHINES	2 380	16 737	10 086	266 SYNTHETIC FIBRES	26 274	7 126	4 317
752 AUTOMATC. DATA PROC. EQUIP	8 823	119 772	72 612	267 OTHER MAN-MADE FIBRES	1 622	394	241
759 PARTS, FOR OFFICE MACHINS	3 702	61 905	37 455	268 WOOL, OTHER ANIMAL HAIR	935	717	436
761 TELEVISION RECEIVERS ETC	2 618	17 636	10 684	269 WORN CLOTHING, TEXTL. ARTL	828	98	59
762 RADIO-BROADCAST RECEIVER	12	157	93	272 FERTILIZERS, CRUDE	15 849	859	524
763 SOUND RECORDER, PHONOGRPH	11	261	160	273 STONE, SAND AND GRAVEL	184 938	3 704	2 237
764 TELECOMM. EQUIP. PARTS NES	20 433	640 041	384 460	274 SULPHUR, UNRSTD. IRON PYRS	95 092	927	555
771 ELECT POWER MACHNRY. PARTS	6 677	35 579	21 406	277 NATURAL ABRASIVES, NES	1 816	2 419	1 472
772 ELEC. SWITCH. RELAY. CIRCUIT	7 470	57 055	34 513	278 OTHER CRUDE MINERALS	5 844 543	40 842	24 661
773 ELECTR DISTRIBT. EOPT NES	94 735	54 274	32 709	282 FERROUS WASTE AND SCRAP	1 305 432	72 907	44 276
774 ELECTRO-MEDCL. XRAY EQUIP	8 004	132 725	80 253	283 COPPER ORES, CONCENTRATES	30 057	2 314	1 450
775 DOM. ELEC. NON-ELEC. EQUIPT	59 970	80 094	48 591	285 ALUMINIUM ORE, CONCTR. ETC	12 623	875	528
776 TRANSISTORS, VALVES, ETC.	264	10 659	6 448	287 ORE, CONCENTR. BASE METALS	58 366	2 632	1 622
778 ELECTRIC MCH. APPART. NES	31 407	92 610	56 168	288 NON-FERROUS WASTE, SCRAP	537 065	57 012	34 483
781 PASS. MOTOR VEHCLS. EX. BUS	126 387	318 445	192 698	289 PREC. METAL ORES, CONCTRITS	8	562	342
782 GOODS, SPL. TRANSPORT VEH	116 067	146 661	88 901	291 CRUDE ANIMAL MATERLS. NES	148 887	13 817	8 344
783 ROAD MOTOR VEHICLES NES	28 471	40 417	24 466	292 CRUDE VEG. MATERIALS, NES	46 519	22 548	13 700
784 PARTS, TRACTORS, MOTOR VEH	216 143	298 703	180 788	293 BRIQUETTES, LIGNITE, PEAT	13 094	1 250	755
785 CYCLES, MOTORCYCLES ETC.	9 181	13 757	8 349	322 COKE, SEMI-COKE, RET. CARBN	57 995	1 504	907
786 TRAILERS, SEMI-TRAILR, ETC	11 569	17 673	10 764	334 PETROLEUM PRODUCTS	6 226 666	181 534	108 430
791 RAILWAY VEHICLES. EQUIPNT	8 808	7 773	4 695	335 RESIDUAL PETROL. PRODUCTS	763 774	28 739	17 387
792 AIRCRAFT, ASSCOTD. EQUIPNT	236	12 106	7 293	342 LIQUEFIED PROPANE, BUTANE	90 349	2 128	1 261
793 SHIP, BOAT, FLOAT. STRUCTRS	281 889	71 585	43 611				

7 IMPORTS AND EXPORTS (SPECIAL TRADE) BY COUNTRIES OF PRODUCTION AND CONSUMPTION AND BY GROUPS OF THE SITC-REV. III 1993

GROUP DESCRIPTION	DT = 100 KG	1 000 DM	1 000 \$	GROUP DESCRIPTION	DT = 100 KG	1 000 DM	1 000 \$
411 ANIMAL OILS AND FATS	5 297	566	338	737 METALWORKING MACHNRY NES	23 158	74 920	44 941
421 FIXED VEG.FAT,OILS, SOFT	345 138	26 369	15 934	741 HEATING,COOLING EQUIP,PART	27 415	78 122	47 137
422 FIXED VEG.FAT,OILS,OTHER	3 397	413	253	742 PUMPS FOR LIQUIDS,PARTS	44 878	215 473	130 394
431 ANIMAL,VEG.FATS,OILS,NES	60 961	6 638	4 009	743 PUMPS NES,CENTRIFUGS ETC	83 373	185 484	112 273
511 HYDROCARBONS,NES,DERIVTS	533 658	53 192	32 091	744 MECHANICAL HANDLING EQUIP	78 121	145 782	88 028
512 ALCOHOL,PHENOL,ETC.DERIV	195 303	25 795	15 570	745 OTH.NONELEC MCH,TOOL,NES	34 385	133 756	80 970
513 CARBOXYLIC ACIDS,DERIVTS	255 369	37 657	22 787	746 BALL OR ROLLER BEARINGS	49 557	104 504	63 227
514 NITROGEN-FUNCT.COMPOUNDS	84 853	30 370	18 405	747 TAPS,COCKS,VALVES,ETC.	22 465	116 702	70 594
515 ORGANO-INORGANIC COMPNDS	20 284	18 745	11 344	748 TRANSMISSIONS SHAFTS ETC	131 422	158 005	95 433
516 OTHER ORGANIC CHEMICALS	150 163	26 959	16 330	749 NON-ELECT MACH.PARTS,ETC	51 812	139 294	84 249
522 INORGANIC CHEM.ELEMENTS	1 211 482	61 669	37 352	751 OFFICE MACHINES	4 271	25 200	15 199
523 METAL.SALTS,INORGAN.ACID	523 753	29 874	18 132	752 AUTOMATC.DATA PROC.EQUIP	5 503	145 694	88 331
524 OTHER CHEMICAL COMPOUNDS	10 679	12 564	7 621	759 PARTS,FOR OFFICE MACHINS	3 630	55 535	33 592
525 RADIO-ACTIVE MATERIALS	12	1 793	1 091	761 TELEVISION RECEIVERS ETC	28 007	70 341	42 555
531 SYNTH.COLOURS,LAKES,ETC.	61 108	44 262	26 818	762 RADIO-BROADCAST RECEIVER	900	7 715	4 671
532 DYEING,TANNING MATERIALS	5 775	1 824	1 110	763 SOUND RECORDER,PHONOGRPH	1 966	14 082	8 440
533 PIGMENTS, PAINTS, ETC.	215 897	126 880	76 855	764 TELECOMM.EQUIP.PARTS NES	7 808	107 168	64 653
541 MEDICINES,ETC.EXC.GRP542	6 089	58 377	35 247	771 ELECT POWER MACHNY,PARTS	27 224	62 966	38 005
542 MEDICAMENTS	28 073	161 321	97 699	772 ELEC.SWITCH.RELAY.CIRCUIT	68 154	404 083	244 493
551 ESSENTL.OIL,PERFUME,FLAVR	3 082	7 786	4 711	773 ELECTR.DISTRIB.EQPT NES	72 694	94 730	57 409
553 PERFUMERY,COSMETICS,ETC.	28 206	40 533	24 451	774 ELECTRO-MEDCL.XRAY EQUIP	3 145	77 802	47 122
554 SOAP,CLEANERS,POLISH,ETC	141 194	41 399	25 085	775 DDM.ELEC.NON-ELEC.EQUIPT	132 887	172 803	104 456
562 FERTILIZER,EXCEPT GRP272	1 897 058	33 437	20 210	776 TRANSISTORS,VALVES,ETC.	866	60 861	36 815
571 POLYMERS OF ETHYLENE	338 423	41 637	25 284	778 ELECTRIC.MACH.APPT.NES	280 705	473 551	286 673
572 POLYMERS OF STYRENE	121 794	24 568	14 885	781 PASS.MOTOR VEHCLS.EX.BUS	308 177	588 000	354 609
573 POLYMERS,VINYL CHLORIDE	267 068	35 842	21 773	782 GOODS,SPCL TRANSPORT VEH	33 332	57 873	35 060
574 POLYACETAL,POLYCARBONATE	138 191	63 036	38 190	783 ROAD MOTOR VEHICLES NES	6 986	22 995	14 014
575 OTH.PLASTIC,PRIMARY FORM	695 228	158 537	96 025	784 PARTS,TRACTORS,MOTOR VEH	723 082	945 790	573 016
579 PLASTIC WASTE, SCRAP ETC	4 508	223	136	785 CYCLES,MOTORCYCLES ETC.	6 916	21 141	12 810
581 PLASTIC TUBE,PIPE,HOSE	15 886	26 313	15 893	786 TRAILERS,SEMI-TRAILER,ETC	48 585	41 393	25 061
582 PLASTIC PLATE,SHEETS,ETC	160 241	117 641	71 288	791 RAILWAY VEHICLES.EQUIPNT	23 354	25 766	15 482
583 MONOFILAMENT OF PLASTICS	9 397	9 548	5 774	792 AIRCRAFT,ASSOCTD.EQUIPNT	297	32 045	19 413
591 INSECTICIDES, ETC.	16 688	18 731	11 315	793 SHIP,BOAT,FLOAT,STRUCTRS	2 016	1 505	919
592 STARCHES,INULIN,ETC.	229 609	27 870	16 863	800 CPL IND PLANT CHAP 90/94	10	139	86
593 EXPLOSIVES,PYROTECHNICS	10 074	10 981	6 655	811 PREFABRICATED BUILDINGS	1 563	952	575
597 PREPRED ADDITIVES,LIQUIDS	151 242	41 207	24 885	812 PLUMBING,SANITRY,EQPT.ETC	4 818	8 932	5 408
598 MISC.CHEMICAL PRODTS,NES	516 169	163 800	99 330	813 LIGHTING FIXTURES ETC.NES	12 188	35 897	21 717
600 CPL IND PLANT CHAP 69-76	19	52	31	821 FURNITURE,CUSHIONS,ETC.	180 997	85 298	51 702
611 LEATHER	878	1 571	943	831 TRUNK, SUIT-CASES,BAG,ETC	1 412	6 247	3 754
612 MANUFACT. LEATHER ETC.NES	659	3 303	1 987	841 MENS,BOYS CLOTHNG,X-KNIT	1 524	22 605	13 682
613 FURSKINS,TANNED,DRESSED	26	174	104	842 WOMEN,GIRL CLOTHNG,XKNIT	5 397	75 015	45 414
621 MATERIALS OF RUBBER	31 434	35 712	21 624	843 MENS,BOYS CLOTHING,KNIT	87	611	369
625 RUBBER TYRES,TUBES,ETC.	130 981	95 359	57 813	844 WOMEN,GIRLS CLOTHING,KNIT	605	5 103	3 076
629 ARTICLES OF RUBBER, NES	24 809	57 863	34 993	845 OTHR.TEXTILE APPAREL,NES	1 252	15 142	9 201
633 CRCK MANUFACTURES	716	1 804	1 096	846 CLOTHING ACCESSRS,FABRIC	1 448	14 873	8 935
634 VENEERS, PLYWOOD, ETC.	156 026	28 307	17 107	848 CLOTHING,NONXTXL;HEADGEAR	881	8 087	4 885
635 WOOD MANUFACTURES, NES	37 365	9 587	5 784	851 FOOTWEAR	6 814	33 118	20 119
641 PAPER AND PAPERBOARD	562 379	89 581	54 221	871 OPTICAL INSTRUMENTS,NES	358	15 701	9 495
642 PAPER,PAPERBOARD,CUT ETC	273 719	146 819	88 555	872 MEDICAL INSTRUMENTS NES	6 743	76 848	46 464
651 TEXTILE YARN	81 367	80 408	48 706	873 METERS,COUNTERS,NES	4 069	44 007	26 607
652 COTTON FABRICS, WOVEN	7 938	15 250	9 207	874 MEASURE,CONTROL INSTRMNT	20 929	400 706	242 330
653 FABRICS,MAN-MADE FIBRES	9 562	35 049	21 203	881 PHOTOGRAPH APPAR.ETC.NES	2 558	23 847	14 412
654 OTH.TEXTILE FABRIC,WOVEN	10 487	12 221	7 405	882 PHOTO.CINEMATOGRPH.SUPPL	44 737	58 766	35 539
655 KNIT,CROCHET,FABRIC NES	3 346	7 728	4 673	883 CINE.FILM EXPOSD.DEVELOPD	3	91	53
656 TULLE,LACE,EMBROIDRY,ETC	1 464	6 356	3 838	884 OPTICAL GOODS NES	582	50 199	30 341
657 SPECIAL YARN,TXTL.FABRIC	51 994	78 853	47 738	885 WATCHES AND CLOCKS	1 989	19 693	11 900
658 TEXTILE ARTICLES NES	7 822	12 740	7 743	891 ARMS AND AMMUNITION	2 139	10 678	6 454
659 FLOOR COVERINGS, ETC.	26 090	20 754	12 565	892 PRINTED MATTER	223 742	123 930	74 632
661 LIME,CEMENT,CONSTR.MATRL	66 595	3 923	2 365	893 ARTICLES,NES,OF PLASTICS	146 458	149 560	90 633
662 CLAY,REFRCT.CONSTR.MATRL	218 342	27 623	16 717	894 BABY CARRIAGE,TOYS,GAMES	15 665	31 658	19 112
663 MINERAL MANUFACTURES,NES	114 107	72 802	44 020	895 OFFICE,STATIONERY SUPPLS	7 322	29 551	17 903
664 GLASS	292 111	69 835	42 317	896 WORKS OF ART,ANTIQUE ETC	39	4 027	2 451
665 GLASSWARE	105 937	42 450	25 718	897 GOLD,SILVERWARE,JEWEL NES	23 122	12 937	7 801
666 POTTERY	20 062	23 084	17 577	898 MUSICAL INSTRUMENTS,ETC.	23 072	74 258	44 957
667 PEARLS,PRECIOUS STONES				899 MISC MANUFACTRD GOODS NES	22 366	50 181	30 359
671 PIG IRON,SPIEGELEISN,ETC	65 800	20 805	12 584	941 COMPL IND PLANT CHAPT 99	40	677	395
672 INGOTS ETC.IRON OR STEEL	37 600	4 362	2 624	971 GOLD,NONMONTY EXCL DRES	16	11 480	6 943
673 FLAT-ROLLED IRON ETC.	1 045 672	74 463	45 055				
674 FLAT-ROLLED PLATED IRON	923 864	89 146	53 862	FINLAND			
675 FLAT-ROLLED, ALLOY STEEL	383 024	74 822	45 083	IMPORTS	40 540 094	5 648 969	3 416 570
676 IRON,STL.BAR,SHAPES ETC	756 218	71 444	43 220	001 LIVE ANIMALS	251	385	232
677 RAILWAY TRACK IRON,STEEL	7 669	3 977	2 428	012 OTHER MEAT, MEAT OFFAL	397	210	123
678 WIRE OF IRON OR STEEL	27 906	5 186	3 130	024 CHEESE AND CURD	2 661	1 915	1 160
679 TUBES,PIPES,ETC.IRON,STL	410 683	100 099	60 564	025 EGGS,BIRDS,YOLKS,ALBUMIN	6 417	679	351
681 SILVER,PLATINUM,ETC.	397	12 496	7 534	034 FISH,FRESH,CHILLED,FROZN	98 228	2 442	1 447
682 COPPER	150 763	79 000	47 852	045 OTHER CEREALS, UNMILLED	28 148	9 089	5 515
683 NICKEL	5 125	9 066	5 421	048 CEREAL PREPARATIONS	1 864	487	296
684 ALUMINIUM	271 503	135 508	82 094	054 VEGETABLES	1 864	108	67
685 LEAD	16 623	2 179	1 329	056 VEGETABLES,PRPD,PRSD,NES	158	181	110
686 ZINC	8 283	2 332	1 411	057 FRUIT,NUTS EXCL.OIL NUTS	19 373	5 156	3 132
687 TIN	2 146	1 986	1 208	061 SUGARS,MOLASSES,HONEY	65 396	13 536	8 206
689 MISC.NON-FERR.BASE METAL	3 560	3 766	2 281	062 SUGAR CONFECTIONERY	1 439	710	431
691 METALLIC STRUCTURES NES	54 955	30 490	18 448	073 CHOCOLATE,OTH.COCOA PREP	8 192	5 694	3 458
692 CONTAINERS,STORAGE,TRNSP	26 388	20 383	12 348	081 ANIMAL FEED STUFF	1 297	353	212
693 WIRE PRODUCTS EXCL.ELECT	130 953	21 068	12 754	088 EDIBLE PROD.PREPRTN,NES	7 614	1 476	898
694 NAILS,SCREWS,NUTS,ETC.	112 124	89 005	53 799	112 ALCOHOLIC BEVERAGES	3 002	1 337	805
695 TOOLS	25 895	96 643	58 420	122 TOBACCO, MANUFACTURED	32	55	33
696 CUTLERY	1 187	8 987	5 441	211 HIDES,SKINS(EX.FURS),RAW	11 901	3 432	2 078
697 HOUSEHOLD EQUIPMENT,NES	17 741	14 599	8 824	212 FURSKINS, RAW	1 830	26 768	16 281
699 MANUFACTS.BASE METAL,NES	275 272	318 989	192 984	232 SYNTHETIC RUBBER, ETC.	3 879	106	65
700 CPL IND PLANT (84/85/87)	7 594	17 176	10 276	246 WOOD IN CHIPS, PARTICLES	1 690	59	37
711 STEAM GENER. BOILERS,ETC.	1 428	1 693	1 032	247 WOOD ROUGH,ROUGH SQUARED	215 321	9 631	5 805
712 STEAM TURBINES	918	2 965	1 807	248 WOOD, SIMPLY WORKED	4 478 691	331 214	200 121
713 INTRNL COMBUS PSTN ENGIN	151 898	316 561	191 538	251 PULP AND WASTE PAPER	5 615 344	358 379	216 939
714 ENGINES,MOTORS NON-ELECT	319	10 663	6 405	266 SYNTHETIC FIBRES	1 489	150	92
716 ROTATING ELECTRIC PLANT	54 692	143 610	86 816	267 OTHER MAN-MADE FIBRES	97 063	26 643	16 159
718 OTH.POWR.GENRTNG.MACHNRY	6 181	114 957	69 836	273 STONE, SAND AND GRAVEL	2 132 925	10 275	6 258
721 AGRIC.MACHINES,EX.TRACTR	20 725	32 159	19 482	274 SULPHUR,UNRSTD.IRON PYRS	1 036 348	6 962	4 240
722 TRACTORS	10 127	12 577	7 627	278 OTHER CRUDE MINERALS	1 088 882	30 982	18 725
723 CIVIL ENGINEERING EQUIPT	70 742	64 950	39 427	282 FERROUS WASTE AND SCRAP	5 961	622	382
724 TEXTILE,LEATHER MACHINES	6 649	25 124	15 217	284 NICKEL ORES,CONCTR,MATTE	80	77	47
725 PAPER,PULP MILL MACHINES	20 792	74 006	44 463	288 NON-FERROUS WASTE,SCRAP	33 938	9 460	5 696
726 PRINTNG,BOOKBINDNG MACHS	27 954	118 714	71 199	289 PREC.METAL ORES,CONCTR	75	1 539	916
727 FOOD-PROCESS.MCH.NON DOM	3 618	18 264	11 097	291 CRUDE ANIMAL MATERLS,NES	5 273	864	522
728 OTH.MACH,PTS,SPCL INDUST	101 132	277 908	168 188	292 CRUDE VEG.MATERIALS, NES	3 529	2 738	1 643
731 METAL REMOVAL WORK TOOLS	15 296	63 426	38 526				
733 MACH-TOOLS,METAL-WORKING	16 702	30 288	18 101				
735 PARTS,NES,FOR MACH-TOOLS	13 464	50 490	30 341				

7 IMPORTS AND EXPORTS (SPECIAL TRADE) BY COUNTRIES OF PRODUCTION AND CONSUMPTION AND BY GROUPS OF THE SITC-REV. III 1993

GROUP DESCRIPTION	DT = 100 KG	1 000 DM	1 000 \$	GROUP DESCRIPTION	DT = 100 KG	1 000 DM	1 000 \$
322 BRIQUETTES, LIGNITE, PEAT	3 081	111	69	751 OFFICE MACHINES	207	2 040	1 239
334 PETROLEUM PRODUCTS	4 326 888	131 057	79 233	752 AUTOMAT. DATA PROC. EQUIP	19 501	150 024	90 527
335 RESIDUAL PETROL. PRODUCTS	14 108	613	373	753 PARTS, FOR OFFICE MACHINES	609	5 540	5 760
431 ANIMAL, VEG. FATS, OILS, NES	41 410	2 476	1 497	761 TELEVISION RECEIVERS ETC	46 031	98 144	59 582
511 HYDROCARBONS, NES, DERIVTS	62 840	4 110	2 471	763 SOUND RECORDER, PHONOGRPH	6	182	111
512 ALCOHOL, PHENOL, ETC. DERIV	15 764	4 829	2 938	764 TELECOMM. EQUIP. PARTS NES	9 090	120 757	72 736
513 CARBOXYLIC ACIDS, DERIVTS	2 194	1 490	915	771 ELECT. POWER MACHNRY, PARTS	53 272	71 349	43 192
514 NITROGEN-FUNCT. COMPOUNDS	2 283	2 699	1 640	772 ELEC. SWITCH, RELAY, CIRCUIT	4 800	30 615	18 547
515 ORGANO-INORGANIC COMPNDS	1 275	3 757	2 275	773 ELECTR. DISTRIB. EQPT NES	32 643	16 833	10 260
516 OTHER ORGANIC CHEMICALS	78 393	8 113	4 881	774 ELECTRO-MEODCL, XRAY EQUIP	2 005	24 892	15 016
522 INORGANIC CHEM. ELEMENTS	59 615	15 932	9 680	775 DOM. ELEC. NON-ELEC. EQUIPT	22 697	26 439	16 021
523 METAL, SALTS, INORGAN. ACID	52 278	7 840	4 753	776 TRANSISTORS, VALVES, ETC.	135	7 079	4 293
524 OTHER CHEMICAL COMPOUNDS	651	744	452	778 ELECTRIC. MACH. APPART. NES	5 242	36 951	22 333
525 RADIO-ACTIVE MATERIALS		376	228	781 PASS. MOTOR VEHCLS. EX. BUS	29 441	54 429	32 826
531 SYNTH. COLOURS, LAKES, ETC.	1 026	1 432	868	782 GOODS, SPCL. TRANSPORT VEH	10 713	15 325	9 276
533 PIGMENTS, PAINTS, ETC.	89 396	32 743	19 821	783 ROAD MOTOR VEHICLES NES	611	1 017	627
541 MEDICINES, ETC. EXC. GRPS 42	1 006	10 083	6 094	784 PARTS, TRACTORS, MOTOR VEH	19 398	22 832	13 847
542 MEDICAMENTS	856	20 758	12 517	785 CYCLES, MOTORCYCLES ETC.	2 963	2 998	1 819
553 PERFUMERY, COSMETICS, ETC.	87	483	298	786 TRAILERS, SEMI-TRAILER, ETC	9 353	8 028	4 865
554 SOAP, CLEANERS, POLISH, ETC	550	112	66	791 RAILWAY VEHICLES, EQUIPNT	734	416	252
562 FERTILIZER, EXCEPT GRP 272	39 105	711	437	792 AIRCRAFT, ASSOCTD. EQUIPNT	98	6 362	3 798
571 POLYMERS OF ETHYLENE	148 740	21 993	13 314	793 SHIP, BOAT, FLOAT, STRUCTS	63 913	25 654	15 568
572 POLYMERS OF STYRENE	23 515	4 276	2 618	811 PREFABRICATED BUILDINGS	191 616	44 001	26 483
573 POLYMERS, VINYL CHLORIDE	191 588	23 760	14 374	812 PLUMBING, SANITRY, EQPT, ETC	190 109	75 146	45 452
574 POLYACETAL, POLYCARBONATE	6 377	1 369	832	813 LIGHTING FIXTURES ETC. NES	14 350	22 107	13 349
575 OTH. PLASTIC, PRIMARY FORM	198 497	26 689	16 184	821 FURNITURE, CUSHIONS, ETC.	88 335	53 117	32 132
581 PLASTIC TUBE, PIPE, HOSE	10 838	12 552	7 618	831 TRUNK, SUIT-CASES, BAG, ETC	126	394	231
582 PLASTIC PLATE, SHEETS, ETC	110 697	50 639	30 756	841 MENS, BOYS CLOTHING, X-KNIT	237	3 610	2 173
591 INSECTICIDES, ETC.	762	445	266	842 WOMEN, GIRL CLOTHING, KNIT	775	13 619	8 166
592 STARCHES, INULIN, ETC.	9 020	2 367	1 436	843 MENS, BOYS CLOTHING, KNIT	136	1 356	821
593 EXPLOSIVES, PYROTECHNICS	384	1 395	845	844 WOMEN, GIRLS CLOTHING, KNIT	3 070	26 807	16 199
597 PREPRO. ADDITIVES, LIQUIDS	1 101	191	113	845 OTHR. TEXTILE APPAREL, NES	599	7 241	4 345
598 MISC. CHEMICAL PRDCTS, NES	135 788	32 340	19 576	846 CLOTHING ACCESSRS, FABRIC	42	562	343
611 LEATHER	10 454	9 484	5 769	848 CLOTHING, NONTEXTL; HEADGEAR	541	7 925	4 753
613 FURSKINS, TANNED, DRESSED	208	4 726	2 857	851 FOOTWEAR	845	3 130	1 889
621 MATERIALS OF RUBBER	318	430	256	871 OPTICAL INSTRUMENTS, NES	16	1 581	948
625 RUBBER TYRES, TUBES, ETC.	19 280	12 474	7 555	872 MEDICAL INSTRUMENTS NES	2 183	28 107	17 063
629 ARTICLES OF RUBBER, NES	4 845	4 353	2 645	873 METERS, COUNTERS, NES	27	639	390
634 VENEERS, PLYWOOD, ETC.	870 320	212 009	128 311	874 MEASURE, CONTROL INSTRMNT	1 256	31 620	19 058
635 WOOD MANUFACTURES, NES	217 539	96 956	58 641	881 PHOTOGRAPH APPAR. ETC. NES	76	431	255
641 PAPER AND PAPERBOARD	12 710 092	1 448 655	876 051	882 PHOTO. CINEMATOGRPH. SUPPL	13 604	6 961	4 196
642 PAPER, PAPERBOARD, CUT ETC	720 860	86 842	52 539	884 OPTICAL GOODS NES	10	495	305
651 TEXTILE YARN	12 275	5 506	3 341	885 WATCHES AND CLOCKS	8	564	340
652 COTTON FABRICS, WOVEN	1 571	4 175	2 546	891 ARMS AND AMMUNITION	977	3 035	1 832
653 FABRICS, MAN-MADE FBRES	415	1 230	789	892 PRINTED MATTER	23 489	10 604	6 399
654 OTH. TEXTILE FABRIC, WOVEN	340	431	260	893 ARTICLES, NES, OF PLASTICS	22 523	24 400	14 745
655 KNIT, CROCHET, FABRIC NES	491	660	398	894 BABY CARRIAGE, TOYS, GAMES	15 969	16 068	9 704
656 TULLE, LACE, EMBROIDRY, ETC	404	393	240	895 OFFICE, STATIONERY SUPPLS	131	270	162
657 SPECIAL YARN, TXTL. FABRIC	28 207	24 199	14 632	896 WORKS OF ART, ANTIQUE ETC	405	859	525
658 TEXTILE ARTICLES NES	2 299	3 361	2 033	897 GOLD, SILVERWARE, JEWEL NES	29	12 113	7 332
659 FLOOR COVERINGS, ETC.	497	2 055	1 252	898 MUSICAL INSTRUMENTS, ETC.	885	5 729	3 448
661 LIME, CEMENT, CONSTR. MATRL	47 884	6 598	3 983	899 MISC. MANUFCTRD GOODS NES	2 768	7 054	4 263
662 CLAY, REFRCT. CONSTR. MATRL	5 831	517	316	961 COIN NONGOLD NONCURRENT		7 135	81
663 MINERAL MANUFACTURES, NES	142 308	24 475	14 831	971 GOLD, NONMONTRY EXCL. ORES	2	7 140	4 317
664 GLASS	153 911	77 783	47 114				
665 GLASSWARE	783	918	552	EXPORTS	13 375 949	4 652 471	2 816 059
666 POTTERY	883	830	508	001 LIVE ANIMALS	858	788	478
667 PEARLS, PRECIOUS STONES				011 BOVINE MEAT	267	261	160
671 PIG IRON, SPIEGELEISN, ETC	5 198	386	226	012 OTHER MEAT, MEAT OFFAL	311	207	125
672 INGOTS ETC. IRON OR STEEL	14 231	926	556	017 MEAT, OFFL. PRPD, PRSVD, NES	1 100	1 073	650
673 FLAT-ROLLED IRON ETC.	1 118 276	73 969	44 824	022 MILK AND CREAM	3 123	770	462
674 FLAT-ROLLED PLATED IRON	403 127	37 199	22 468	024 CHEESE AND CURD	6 114	4 281	2 589
675 FLAT-ROLLED, ALLOY STEEL	371 124	104 770	63 570	025 EGGS, BIRDS, YOLKS, ALBUMIN	188	206	126
676 IRON, STL. BAR, SHAPES ETC.	615 642	42 874	25 894	034 FISH, FRESH, CHILLED, FROZN	126	111	67
677 RAILWAY TRACK IRON, STEEL	692	198	122	037 FISH ETC., PREPD, PRSVD, NES	685	316	194
678 WIRE OF IRON OR STEEL	1 809	249	151	042 RICE	7 330	638	386
679 TUBES, PIPES, ETC. IRON, STL	413 527	58 709	35 625	043 BARLEY, UNMILLED	6 504	130	80
681 SILVER, PLATINUM, ETC.	110	2 488	1 501	048 CEREAL PREPARATIONS	32 192	11 268	6 827
682 COPPER	298 516	128 964	78 214	054 VEGETABLES	11 853	3 763	2 262
683 NICKEL	23 306	20 484	10 869	056 VEGETABLES, PRPD, PRSVD, NES	3 891	1 310	790
684 ALUMINIUM	41 076	17 972	10 869	057 FRUIT, NUTS EXCL. OIL NUTS	153 282	15 100	9 080
686 ZINC	289 527	49 008	29 559	058 FRUIT, PRESERVED, PREPARED	11 289	3 946	2 385
689 MISC. NON-FERR. BASE METAL	1 523	5 689	3 457	059 FRUIT, VEGETABLE JUICES	6 257	1 772	1 080
691 METALLIC STRUCTURES NES	119 392	38 590	23 249	061 SUGARS, MOLASSES, HONEY	50 364	2 070	1 264
692 CONTAINERS, STORAGE, TRNSP	2 210	1 572	949	062 SUGAR CONFECTIONERY	2 558	1 545	933
693 WIRE PRODUCTS EXCL. ELECT	329	1 181	107	071 COFFEE, COFFEE SUBSTITUTE	1 381	1 765	1 070
694 NAILS, SCREWS, NUTS, ETC.	854	1 135	680	072 COCOA	33 603	14 902	8 970
695 TOOLS	2 483	5 652	3 416	073 CHOCOLATE, OTH. COCOA PREP	7 173	4 593	2 784
696 CUTLERY	599	2 857	1 730	074 TEA AND MATE	188	205	125
697 HOUSEHOLD EQUIPMENT, NES	41 495	14 577	8 792	075 SPICES	1 538	1 349	815
699 MANUFACT. BASE METAL, NES	12 597	10 296	6 199	081 ANIMAL FEED STUFF	88 661	18 620	11 268
711 STEAM GENER. BOILERS, ETC.	4 958	3 691	2 165	091 MARGARINE AND SHORTENING	851	291	175
712 STEAM TURBINES	124	285	173	098 EDIBLE PROD. PREPRTNS, NES	16 982	8 133	4 918
713 INTRNL COMBUS PSTN ENGIN	11 059	20 539	12 564	111 NON-ALCOHOL. BEVERAGE, NES	5 069	1 170	710
714 ENGINES, MOTORS NON-ELECT	861	59 667	36 021	112 ALCOHOLIC BEVERAGES	69 615	17 117	10 349
716 ROTATING ELECTRIC PLANT	41 941	50 728	30 596	121 TOBACCO, UNMANUFACTURED	109	74	44
718 OTH. POWR. GENRTNG. MACHNRY	1 350	3 455	2 100	122 TOBACCO, MANUFACTURED	12	118	69
721 AGRIC. MACHINES, EX. TRACTR	3 567	5 067	3 076	121 HIDES, SKINS (EX. FURS), RAW	10 042	2 673	1 632
722 TRACTORS	7 073	8 981	5 445	212 FURSKINS, RAW	44	466	276
723 CIVIL ENGINEERING EQUIPT	15 330	29 481	17 235	222 OILSEED (SFT. FIX VEG. OIL)	1 225	223	134
724 TEXTILE, LEATHER MACHINES	975	2 071	1 239	223 OILSEED (OTH. FIX VEG. OIL)	676	116	72
725 PAPER, PULP MILL MACHINES	13 778	24 669	14 934	231 NATURAL RUBBER, ETC.	944	200	120
726 PRINTING, BOOKBINDING MACHS	1 935	2 405	1 468	232 SYNTHETIC RUBBER, ETC.	69 320	7 809	4 734
727 FOOD-PROCESS. MCH. NON DOM	763	2 099	1 273	246 WOOD IN CHIPS, PARTICLES	78 530	610	373
728 OTH. MACH. PTS, SPCL. INDUST	33 480	50 921	30 810	247 WOOD ROUGH, ROUGH SQUARED	724 103	5 833	3 553
731 METAL REMOVAL WORK TOOLS	435	1 565	933	248 WOOD, SIMPLY WORKED	47 138	7 459	4 513
733 MACH-TOOLS, METAL-WORKING	5 093	6 437	3 891	251 PULP AND WASTE PAPER	247 990	3 398	2 073
735 PARTS, NES, FOR MACH-TOOLS	865	2 782	1 683	263 COTTON	3 511	589	363
737 METALWORKING MACHNRY NES	4 882	15 072	9 115	265 VEGETABLE TEXTILE FIBRES	574	70	43
741 HEATING, COOLING EQUIP, PART	18 355	31 266	18 848	266 SYNTHETIC FIBRES	41 769	9 209	5 580
742 PUMPS FOR LIQUIDS, PARTS	4 807	10 348	6 245	267 OTHER MAN-MADE FIBRES	13 658	4 468	2 683
743 PUMPS NES, CENTRIFUGS ETC	6 518	15 331	9 199	268 WOOL, OTHER ANIMAL HAIR	1 076	647	392
744 MECHANICAL HANDLING EQUIP	51 431	63 996	38 755	269 WORN CLOTHING, TEXTL. ARTL	2 717	758	456
745 OTH. NONELEC MCH, TOOL, NES	12 310	23 429	14 014	272 FERTILIZERS, CRUDE	987	87	55
746 BALL OR ROLLER BEARINGS	758	982	592	273 STONE, SAND AND GRAVEL	54 026	1 258	760
747 TAPS, COCKS, VALVES, ETC.	15 460	45 581	27 548	274 SULPHUR, UNRSTD. IRON PYRS	105 428	713	429
748 TRANSMISSIONS SHAFTS ETC	4 883	12 515	7 577	277 NATURAL ABRASIVES, NES	2 183	123	73
749 NON-ELECT MACH. PARTS, ETC	1 221	4 000	2 431				

7 IMPORTS AND EXPORTS (SPECIAL TRADE) BY COUNTRIES OF PRODUCTION AND CONSUMPTION AND BY GROUPS OF THE SITC-REV. III 1993

GROUP DESCRIPTION	DT = 100 KG	1 000 DM	1 000 \$	GROUP DESCRIPTION	DT = 100 KG	1 000 DM	1 000 \$
278 OTHER CRUDE MINERALS	2 110 699	20 475	12 349	727 FOOD-PROCESS.MCH.NON DOM	2 473	9 725	5 887
285 ALUMINIUM ORE,CONCTR.ETC	61 507	2 315	1 439	728 OTH.MACH,PTS,SPCL INDUST	25 067	75 760	46 091
288 NON-FERROUS WASTE,SCRAP	52 797	3 793	2 281	731 METAL REMOVAL WORK TOOLS	3 319	8 643	5 142
291 CRUDE ANIMAL MATERLS.NES	1 478	2 924	1 752	733 MACH-TOOLS,METAL-WORKING	1 211	4 468	2 738
292 CRUDE VEG.MATERIALS, NES	22 239	18 072	10 999	735 PARTS,NES, FOR MACH-TOOLS	1 228	7 954	4 782
325 COKE,SEMI-COKE,RET.CARBON	48 384	962	592	737 METALWORKING MACHNRY NES	10 480	17 784	10 738
334 PETROLEUM PRODUCTS	29 794	5 237	3 154	741 HEATING,Cooling EQUIP,PART	12 651	43 524	26 387
335 RESIDUAL PETROL. PRODUCTS	155 615	9 878	6 988	742 PUMPS FOR LIQUIDS,PARTS	10 900	52 718	31 872
421 FIXED VEG.FAT,OILS, SOFT	10 962	1 018	628	743 PUMPS NES,CENTRIFUGS ETC	20 650	77 117	46 747
422 FIXED VEG.FAT,OILS,OTHER	2 509	343	206	744 MECHANICAL HANDLING EQUIP	28 656	56 488	33 951
431 ANIMAL,VEG.FATS,OILS,NES	5 224	1 015	612	745 OTH.NONELEC MCH,TOOL,NES	17 929	59 360	35 881
511 HYDROCARBONS,NES,DERIVTS	20 934	2 765	1 658	746 BALL OR ROLLER BEARINGS	10 024	23 484	14 188
512 ALCOHOL,PHENOL,ETC.DERIV	52 491	8 459	5 118	747 TAPS,COCKS,VALVES,ETC.	12 588	51 036	30 860
513 CARBOXYLIC ACIDS,DERIVTS	145 083	25 267	15 288	748 TRANSMISSIONS SHAFTS ETC	36 663	71 356	43 133
514 NITROGEN-FUNCT.COMPOUNDS	61 115	13 272	8 034	749 NON-ELECT MACH.PARTS,ETC	15 616	40 304	24 352
515 ORGAN-INOORGANIC COMPNDS	11 996	9 747	5 887	751 OFFICE MACHINES	1 204	5 529	3 350
516 OTHER ORGANIC CHEMICALS	21 625	8 989	5 450	752 AUTOMATC.DATA PROC.EQUIP	2 683	52 332	31 587
522 INORGANIC CHEM.ELEMENTS	2 356 959	40 903	24 752	759 PARTS, FOR OFFICE MACHINS	775	15 013	9 095
523 METAL. SALTS, INORGAN.ACID	104 098	12 918	7 788	761 TELEVISION RECEIVERS ETC	11 559	31 890	19 324
524 OTHER CHEMICAL COMPOUNDS	10 302	4 980	3 011	762 RADIO-BROADCAST RECEIVER	398	4 339	2 619
525 RADIO-ACTIVE MATERIALS	9	865	527	763 SOUND RECORDER,PHONOGRPH	519	3 782	2 289
531 SYNTH.COLOURS,LAKES,ETC.	76 481	49 550	29 972	764 TELECOMM.EQUIP,PARTS NES	7 036	81 075	48 829
532 DYEING,TANNING MATERIALS	3 144	1 064	643	771 ELECT POWER MACHNRY.PARTS	16 793	36 055	21 792
533 PIGMENTS, PAINTS, ETC.	103 817	54 068	32 750	772 ELEC. SWITCH, RELAY, CIRCUIT	24 349	143 958	87 150
541 MEDICINES,ETC.EXC.GRP542	2 602	21 328	12 872	773 ELECTR.DISTRIBT.EQPT NES	16 689	19 987	12 084
542 MEDICAMENTS	13 982	63 068	38 125	774 ELECTRO-MEDCL,XRAY EQUIP	720	17 206	10 382
551 ESSNTL.OIL,PERFUME,FLAVR	1 840	5 726	3 455	775 DOM.ELEC,NON-ELEC.EQUIPT	32 597	50 421	30 506
553 PERFUMERY,COSMETICS,ETC.	15 113	20 810	12 574	776 TRANSISTORS,VALVES,ETC.	21 912	54 594	32 996
554 SOAP,CLEANERS,POLISH,ETC	73 621	23 662	14 333	778 ELECTRIC.MACH. APPART.NES	37 725	151 532	91 353
562 FERTILIZER,EXCEPT GRP272	994 378	18 465	11 151	781 PASS.MOTOR VEHCLS.EX.BUS	160 915	217 272	131 020
571 POLYMERS OF ETHYLENE	193 325	24 709	14 974	782 GOODS,SPCL TRANSPORT VEH	32 103	44 416	27 037
572 POLYMERS OF STYRENE	72 583	11 599	7 024	783 ROAD MOTOR VEHICLES NES	3 725	7 227	4 289
573 POLYMERS,VINYL CHLORIDE	38 993	7 086	4 297	784 PARTS,TRACTORS,MOTOR VEH	71 607	126 936	77 181
574 POLYACETAL,POLYCARBONATE	82 384	34 395	20 791	785 CYCLES,MOTORCYCLES ETC.	2 440	5 924	3 596
575 OTH.PLASTIC,PRIMARY FORM	368 142	94 124	56 974	786 TRAILERS,SEMI-TRAILR,ETC	21 586	17 075	10 289
581 PLASTIC TUBE,PIPE,HOSE	8 154	12 017	7 277	791 RAILWAY VEHICLES.EQUIPNT	11 188	13 360	8 074
582 PLASTIC PLATE,SHEETS,ETC	71 168	49 447	29 967	792 AIRCRAFT,ASSOCTD.EQUIPNT	37	1 460	889
583 MONOFILAMENT OF PLASTICS	3 738	3 051	1 849	793 SHIP,BQAT,FLOAT.STRUCTRS	260 648	471 754	286 358
591 INSECTICIDES, ETC.	17 802	14 356	8 742	800 CPL INO PLANT CHAP 90/94		54	32
592 STARCHES,INULIN,ETC.	95 887	11 873	7 177	811 PREFABRICATED BUILDINGS	308	177	105
593 EXPLOSIVES,PYROTECHNICS	795	1 087	653	812 PLUMBING,SANITRY,EQPT.ETC	2 322	2 981	1 806
597 PREPRD ADDITIVES,LIQUIDS	44 038	17 954	10 862	813 LIGHTING FIXTURES ETC.NES	4 454	14 129	8 550
598 MISC.CHEMICAL PRODTS.NES	278 588	66 378	40 141	821 FURNITURE,CUSHIONS,ETC.	15 341	20 664	12 470
611 LEATHER	1 378	1 215	731	831 TRUNK,SUIT-CASES,BAG,ETC	386	1 222	725
612 MANUFACT. LEATHER ETC.NES	385	1 654	997	841 MENS,BOYS CLOTHING,X-KNIT	487	6 854	4 023
613 FURSKINS,TANNED,DRESSED	10	257	158	842 WOMEN,GIRL CLOTHING,XKNIT	1 094	16 809	10 160
621 MATERIALS OF RUBBER	27 747	13 567	8 236	843 MENS,BOYS CLOTHING,KNIT	126	735	442
625 RUBBER TYRES,TUBES,ETC.	29 928	18 990	11 562	844 WOMEN,GIRLS CLOTHING,KNIT	152	1 508	904
629 ARTICLES OF RUBBER, NES	7 012	15 093	9 133	845 OTHR.TEXTILE APPAREL,NES	496	4 915	2 955
633 CORK MANUFACTURES	147	681	414	846 CLOTHING ACCESSRS,FABRIC	686	4 858	2 912
634 VENEERS,PLYWOOD, ETC.	40 050	6 818	4 123	848 CLOTHING,NONXTL;HEADGEAR	485	2 734	1 659
635 WOOD MANUFACTURES, NES	15 944	2 826	1 708	851 FOOTWEAR	2 795	12 969	7 858
641 PAPER AND PAPERBOARD	160 888	42 165	25 494	871 OPTICAL INSTRUMENTS,NES	86	4 421	2 671
642 PAPER,PAPERBOARD,CUT ETC	120 396	55 584	33 615	872 MEDICAL INSTRUMENTS NES	3 026	30 021	18 167
651 TEXTILE YARN	43 151	43 692	26 431	873 METERS,COUNTERS,NES	1 011	6 099	3 688
652 COTTON FABRICS, WOVEN	4 935	8 198	4 962	874 MEASURE,CONTROL INSTRMNT	5 665	92 719	56 105
653 FABRICS,MAN-MADE FIBRES	7 126	24 194	14 621	881 PHOTOGRAPH APPAR.ETC.NES	885	6 693	4 056
654 OTH.TEXTILE FABRIC,WOVEN	814	2 767	1 664	882 PHOTO.CINEMATOGRPH.SUPPL	30 357	37 791	22 868
655 KNIT.CROCHET.FABRIC NES	2 611	4 366	2 651	884 OPTICAL GOODS NES	170	10 065	6 112
656 TULLE,LACE,EMBROIDRY.ETC	640	2 536	1 522	885 WATCHES AND CLOCKS	702	8 126	4 902
657 SPECIAL YARN,TXTL.FABRIC	31 898	53 342	32 229	891 ARMS AND AMMUNITION	1 329	3 786	2 299
658 TEXTILE ARTICLES NES	1 738	3 805	2 299	892 PRINTED MATTER	22 485	27 110	16 393
659 FLOOR COVERINGS, ETC.	7 437	5 086	3 075	893 ARTICLES,NES,OF PLASTICS	38 667	42 573	25 769
661 LIME,CEMENT,CONSTR.MATRL	10 125	579	348	894 BABY CARRIAGE,TOYS,GAMES	5 744	10 397	6 311
662 CLAY,REFRCT.CONSTR.MATRL	178 095	23 006	13 907	895 OFFICE,STATIONERY SUPPLS	3 189	7 608	4 593
663 MINERAL MANUFACTURES,NES	25 944	20 636	12 465	896 WORKS OF ART,ANTIQUE ETC	24	2 311	1 411
664 GLASS	183 455	27 794	16 825	897 GOLD,SILVERWARE,JEWL NES	64	4 711	2 849
665 GLASSWARE	18 721	9 483	5 732	898 MUSICAL INSTRUMENTS,ETC.	4 957	18 860	11 400
666 POTTERY	1 900	3 178	1 924	899 MISC MANUFCTRD GOODS NES	11 329	19 134	11 565
667 PEARLS,PRECIOUS STONES				961 COIN NONGOLD NONCURRENT	17	394	241
671 PIG IRON,SPIEGELISEN,ETC	11 688	3 010	1 823	971 GOLD,NONMONTY EXCL ORES		978	578
672 INGOTS ETC.IRON OR STEEL	27 760	4 133	2 573				
673 FLAT-ROLLED IRON ETC.	263 776	15 929	9 642	SWITZERLAND			
674 FLAT-ROLLED PLATED IRON	118 080	11 317	6 890	IMPORTS	34 261 987	24 113 563	14 582 287
675 FLAT-ROLLED, ALLOY STEEL	138 514	24 366	14 752				
676 IRON,STL.BAR,SHAPES ETC.	292 698	28 111	16 980	001 LIVE ANIMALS	12 212	6 304	3 820
677 RAILWAY TRACK IRON,STEEL	8 451	2 202	1 345	011 BOVINE MEAT	2 473	1 391	843
678 WIRE OF IRON OR STEEL	8 162	3 044	1 842	012 OTHER MEAT, MEAT OFFAL	3 978	1 199	715
679 TUBES,PIPES,ETC.IRON,STL	157 372	45 501	27 516	016 MEAT,ED.OFFL,DRY,SLT,SMK	2 336	5 574	3 374
681 SILVER,PLATINUM,ETC.	101	2 574	1 561	017 MEAT,OFFL,PRPD,PRSD,NES	154	317	190
682 COPPER	42 556	29 773	18 067	022 MILK AND CREAM	3 826	1 564	947
683 NICKEL	348	1 027	619	024 CHEESE AND CURD	106 122	131 636	79 497
684 ALUMINIUM	73 522	37 974	22 953	025 EGGS,BIRDS,YOLKS,ALBUMIN	414	80	49
685 LEAD	1 333	232	143	034 FISH,FRESH,CHILLED,FROZN	130	138	87
686 ZINC	863	283	167	035 FISH,DRIED,SALTED,SMOKED	55	92	57
687 TIN	570	753	457	046 MEAL,FLOUR OF WHEAT,MSLN	748	628	381
689 MISC.NON-FERR.BASE METAL	1 804	710	426	047 OTHER CEREAL MEAL,FLOURS	689	541	326
691 METALLIC STRUCTURES NES	10 642	5 785	3 494	048 CEREAL PREPARATIONS	108 575	49 161	29 781
692 CONTAINERS,STORAGE,TRNSP	5 389	5 020	3 035	054 VEGETABLES	5 221	715	426
693 WIRE PRODUCTS EXCL.ELECT	10 474	6 357	3 851	056 VEGETABLES,PRPD,PRSD,NES	7 217	3 787	2 290
694 NAILS,SCREWS,NUTS,ETC.	38 408	23 119	13 953	057 FRUIT,NUTS EXCL.OIL NUTS	1 031	387	236
695 TOOLS	7 205	32 603	19 716	058 FRUIT,PRESERVED,PREPARED	13 883	5 028	3 053
696 CUTLERY	724	3 506	2 124	059 FRUIT,VEGETABLE JUICES	85 646	11 503	6 903
697 HOUSEHOLD EQUIPMENT,NES	2 920	4 542	2 744	061 SUGARS,MOLASSES,HONEY	720	330	202
699 MANUFACTS.BASE METAL,NES	83 971	68 278	41 304	062 SUGAR CONFECTIONERY	43 076	39 876	24 051
700 CPL INO PLANT (84/85/87)	401	3 185	1 911	071 COFFEE,COFFEE SUBSTITUTE	2 602	2 877	1 742
711 STEAM GENER. BOILERS,ETC.	1 613	1 801	1 086	072 COCOA	1 060	159	95
712 STEAM TURBINES	1 263	8 738	5 367	073 CHOCOLATE,OTH.COCOA PREP	95 336	61 275	37 051
713 INTRNL COMBUS PSTN ENGIN	33 073	61 526	37 249	074 TEA AND MATE	116	97	58
714 ENGINES,MOTORS NON-ELECT	1697	14 395	8 765	075 SPICES	646	540	314
716 ROTATING ELECTRIC PLANT	21 886	39 075	23 660	081 ANIMAL FEED STUFF	115 735	24 249	14 603
718 OTH.POWR.GENRTNG MACHNRY	1 669	36 705	22 268	091 MARGARINE AND SHORTENING	2 001	485	294
721 AGRIC.MACHINES,EX.TRACTR	7 501	9 255	5 608	098 EDIBLE PROD.PREPRTS,NES	278 213	150 028	90 684
722 TRACTORS	4 734	5 003	3 034	111 NON-ALCOHOL.BEVERAGE,NES	626 130	37 505	22 588
723 CIVIL ENGINEERING EQUIPT	5 057	8 129	4 892	112 ALCOHOLIC BEVERAGES	8 582	10 060	6 072
724 TEXTILE,LEATHER MACHINES	7 753	28 263	17 265	121 TOBACCO, UNMANUFACTURED	1 681	783	468
725 PAPER,PULP MILL MACHINES	5 393	22 143	13 571	122 TOBACCO, MANUFACTURED	364	545	330
726 PRINTING,BOOKBINDNG MACHS	9 538	40 384	24 666				

7 IMPORTS AND EXPORTS (SPECIAL TRADE) BY COUNTRIES OF PRODUCTION AND CONSUMPTION AND BY GROUPS OF THE SITC-REV. III 1993

GROUP DESCRIPTION	DT = 100 KG	1 000 DM	1 000 \$	GROUP DESCRIPTION	DT = 100 KG	1 000 DM	1 000 \$
211 HIDES,SKINS(EX.FURS),RAW	69 434	25 162	15 234	683 NICKEL	276	928	566
212 FURSKINS, RAW	39	156	96	684 ALUMINIUM	400 021	290 919	176 201
222 OILSEED(SFT.FIX VEG.OIL)	8 362	471	288	685 LEAD	8 963	850	514
223 OILSEED(OTH.FIX.VEG.OIL)	992	175	106	686 ZINC	760	249	148
232 SYNTHETIC RUBBER, ETC.	28 426	7 030	4 225	689 MISC.NON-FERR.BASE METAL	2 568	2 172	1 323
246 WOOD IN CHIPS, PARTICLES	242 204	2 587	1 565	691 METALLIC STRUCTURES NES	489 137	253 467	153 393
247 WOOD ROUGH-ROUGH SQUARED	122 340	3 154	1 929	692 CONTAINERS, STORAGE, TRANSP	80 251	46 196	28 022
248 WOOD, SIMPLY WORKED	136 206	12 396	7 507	693 WIRE PRODUCTS EXCL.ELECT	8 784	8 141	4 922
251 PULP AND WASTE PAPER	458 679	13 184	7 949	694 NAILS, SCREWS, NUTS, ETC.	100 260	180 199	109 115
261 SILK	11	109	65	695 TOOLS	47 271	321 981	194 556
263 COTTON	48 739	6 805	4 125	696 CUTLERY	3 589	40 925	24 766
264 JUTE, OTH. TEXTL. BAST FIBR	334	60	37	697 HOUSEHOLD EQUIPMENT, NES	49 258	80 012	48 454
265 VEGETABLE TEXTILE FIBRES	1 449	1 176	711	699 MANUFACT. BASE METAL, NES	265 840	326 557	197 569
266 SYNTHETIC FIBRES	80 191	32 432	19 640	711 STEAM GENER. BOILERS, ETC.	1 564	3 999	2 407
267 OTHER MAN-MADE FIBRES	19 025	1 565	951	712 STEAM TURBINES	7 881	42 749	25 614
268 WOOL, OTHER ANIMAL HAIR	7 820	11 765	7 147	713 INTRNL COMBUS PSTN ENGIN	43 202	67 673	40 992
269 WORN CLOTHING, TEXTL. ARTL	9 466	868	530	714 ENGINES, MOTORS NON-ELECT	13 382	96 038	58 192
273 STONE, SAND AND GRAVEL	155 730	6 474	3 896	716 ROTATING ELECTRIC PLANT	130 020	305 840	185 217
277 NATURAL ABRASIVES, NES	14	2 660	1 606	718 OTH. POWR. GENRTNG. MACHNRY	10 257	49 983	30 281
278 OTHER CRUDE MINERALS	1 453 597	5 634	3 387	721 AGRIC. MACHINES, EX. TRACTR	9 144	21 263	12 896
282 FERROUS WASTE AND SCRAP	93 792	7 332	4 432	722 TRACTORS	1 871	4 428	2 675
285 ALUMINIUM CRE, CONCTR. ETC	629	347	212	723 CIVIL ENGINEERING EQUIPT	56 998	56 980	34 561
288 NON-FERRCLS WASTE, SCRAP	442 704	76 495	46 138	724 TEXTILE, LEATHER MACHINES	67 559	246 720	149 059
289 PREC. METAL DRES, CONCTR	625	12 436	7 436	725 PAPER, PULP MILL MACHINES	39 561	114 000	68 794
291 CRUDE ANIMAL MATERIALS, NES	44 740	5 685	3 436	726 PRINTNG, BOOKBINDNG MACHS	129 748	512 471	310 084
292 CRUDE VEG. MATERIALS, NES	17 040	23 430	14 160	727 FOOD-PROCESS. MCH. NON DOM	20 041	71 003	43 087
321 COAL, NOT AGGLOMERATED	9 118	129	80	728 OTH. MACH. PTS, SPCL INDUST	156 138	620 792	375 015
322 BRIQUETTES, LIGNITE, PEAT	18 500	150	95	731 METAL REMOVAL WORK TOOLS	62 040	352 770	213 420
334 PETROLEUM PRODUCTS	4 305 627	74 182	44 901	733 MACH-TOOLS, METAL-WORKING	41 475	115 560	69 879
335 RESIDUAL PETROL. PRODUCTS	55 521	4 030	2 435	735 PARTS, NES, FOR MACH-TOOLS	26 936	185 138	111 869
342 LIQUEFIED PROPANE, BUTANE	139 801	2 858	1 725	737 METALWORKING MACHNRY NES	25 001	140 216	84 684
344 PETROLEUM BASES, NES	1 414	642	383	741 HEATING, COOLING EQUIP, PART	84 115	317 673	192 282
351 ELECTRIC CURRENT, MWH	5 742 157	414 658	250 870	742 PUMPS FOR LIQUIDS, PARTS	50 507	168 658	101 933
411 ANIMAL OILS AND FATS	84	56	35	743 PUMPS NES, CENTRIFUGS ETC	58 467	223 882	135 375
421 FIXED VEG. FAT, OILS, SOFT	96 025	9 687	5 874	744 MECHANICAL HANDLING EQUIP	102 221	259 872	156 854
422 FIXED VEG. FAT, OILS, OTHER	3 274	971	589	745 OTH. NONELEC MCH, TOOL, NES	69 079	377 870	228 281
431 ANIMAL, VEG. FATS, OILS, NES	121 949	6 763	4 088	746 BALL OR ROLLER BEARINGS	13 231	47 638	28 798
511 HYDROCARBONS, NES, DERIVTS	71 888	11 103	6 785	747 TAPS, COCKS, VALVES, ETC.	45 588	255 960	154 814
512 ALCOHOL, FENOL, ETC. DERIV	108 692	33 135	20 047	748 TRANSMISSIONS SHAFTS ETC	52 812	130 431	79 026
513 CARBOXYLIC ACIDS, DERIVTS	98 361	76 716	46 392	749 NON-ELECT MACH. PARTS, ETC	50 064	157 805	95 446
514 NITROGEN-FUNCT. COMPOUNDS	65 745	195 543	117 887	751 OFFICE MACHINES	2 320	35 334	21 305
515 ORGANO-INORGANIC COMPNDS	35 825	294 999	177 287	752 AUTOMATC. DATA PRDCT. EQUIP	7 321	307 341	187 378
516 OTHER ORG. CHEMICALS	60 811	437 987	267 635	759 PARTS, FOR OFFICE MACHINS	6 189	70 431	42 523
522 INORGANIC CHEM. ELEMENTS	559 564	20 154	12 195	761 TELEVISION RECEIVERS ETC	933	1 208	735
523 METAL. SALTS, INORGAN. ACID	466 978	21 968	13 316	762 RADIO-BROADCAST RECEIVER	33	380	231
524 OTHER CHEMICAL COMPOUNDS	11 811	4 774	2 871	763 SOUND RECORDER, PHONOGRPH	383	12 216	7 361
525 RADIO-ACTIVE MATERIALS	282	2 788	1 686	764 TELECOMM. EQUIP. PARTS NES	12 900	223 218	134 308
531 SYNTH. COLCLRS, LAKES, ETC.	79 937	249 666	151 000	771 ELECT POWER MACHNRY, PARTS	53 359	132 791	80 153
532 DYEING, TANNING MATERIALS	1 221	4 287	2 592	772 ELEC. SWITCH, RELAY, CIRCUIT	62 720	690 516	417 651
533 PIGMENTS, PAINTS, ETC.	232 611	190 351	115 276	773 ELECTR. DISTRIBUT. EQPT NES	76 136	173 816	105 093
541 MEDICINES, ETC. EXC. GRP542	43 222	367 838	222 911	774 ELECTRO-MEDCL. XRAY EQUIP	2 146	47 005	28 415
542 MEDICAMENTS	78 238	642 586	387 865	775 DOM. ELEC. NON-ELEC. EQUIPT	53 770	153 835	93 005
551 ESSENTIAL OIL, PERFUME, FLAVR	27 917	131 633	79 628	776 TRANSISTORS, VALVES, ETC.	1 060	58 321	35 296
553 PERFUMERY, COSMETICS, ETC.	103 999	170 219	102 837	778 ELECTRIC MACH. APPART. NES	129 852	672 382	405 184
554 SOAP, CLEANERS, POLISH, ETC	287 797	100 128	60 498	781 PASS. MOTOR VEHCLS. EX. BUS	18 689	30 121	18 297
562 FERTILIZER, EXCEPT GRP272	80 398	4 201	2 537	782 GOODS, SPCL TRANSPORT VEH	82 972	215 478	130 341
571 POLYMERS OF ETHYLENE	33 696	8 201	4 960	783 ROAD MOTOR VEHICLES NES	27 386	70 719	42 736
572 POLYMERS OF STYRENE	18 275	3 507	2 118	784 PARTS, TRACTORS, MOTOR VEH	187 663	195 188	118 145
573 POLYMERS, VINYL CHLORIDE	172 263	28 011	16 898	785 CYCLES, MOTORCYCLES ETC.	17 772	54 611	33 112
574 POLYACETAL POLYCARBONATE	218 035	137 288	82 924	786 TRAILERS, SEMI-TRAILER, ETC	16 910	15 375	9 333
575 OTH. PLASTIC, PRIMARY FORM	378 161	237 707	143 717	791 RAILWAY VEHICLES, EQUIPNT	42 636	96 723	58 288
579 PLASTIC WASTE, SCRAP ETC	82 576	3 740	2 269	792 AIRCRAFT, ASSOC. EQUIPNT	1 197	42 323	25 761
581 PLASTIC TUBE, PIPE, HOSE	104 133	125 238	75 799	793 SHIP, BOAT, FLOAT, STRUCTRS	17 298	8 812	5 383
582 PLASTIC PLATE, SHEETS, ETC	552 781	317 742	192 427	811 PREFABRICATED BUILDINGS	13 082	4 332	2 642
583 MONOFILAMENT OF PLASTICS	26 660	22 682	13 744	812 PLUMBING, SANITRY, EQPT. ETC	221 682	206 940	125 229
591 INSECTICIDES, ETC.	79 928	100 248	61 002	813 LIGHTING FIXTURES ETC. NES	5 944	31 427	18 937
592 STARCHES, INULIN, ETC.	67 050	37 632	22 808	821 FURNITURE, CUSHIONS, ETC.	244 614	317 640	192 278
593 EXPLOSIVES, PYROTECHNICS	445	4 478	2 660	831 TRUNK, SUIT-CASES, BAG, ETC	6 335	11 140	6 746
597 PREPARED MIXTURES, LIQUIDS	41 293	23 208	14 051	841 MENS, BOYS CLOTHING, X-KNIT	4 023	62 673	37 992
598 MISC. CHEMICAL PRODS. NES	1 526 137	169 700	102 435	842 WOMEN, GIRL CLOTHING, X-KNIT	3 508	71 916	43 412
611 LEATHER	4 765	14 345	8 682	843 MENS, BOYS CLOTHING, KNIT	3 398	30 652	18 517
612 MANUFACT. LEATHER ETC. NES	431	2 452	1 487	844 WOMEN, GIRLS CLOTHING, KNIT	4 868	65 592	39 611
613 FURSKINS, TANNED, DRESSED	158	473	287	845 OTHR. TEXTILE APPAREL, NES	9 122	90 416	54 541
621 MATERIALS OF RUBBER	36 392	23 229	14 047	846 CLOTHING ACCESSRS, FABRIC	2 616	41 317	24 998
625 RUBBER TYPES, TUBES, ETC.	65 073	17 155	10 393	848 CLOTHING, NONTEXTL. HEADGEAR	3 095	9 302	5 584
629 ARTICLES OF RUBBER, NES	13 168	53 526	32 401	851 FOOTWEAR	8 981	55 925	33 715
633 CORK MANUFACTURES	205	186	114	871 OPTICAL INSTRUMENTS, NES	1 143	50 312	30 489
634 VENEERS, FLOORWOOD, ETC.	1 673 281	123 218	74 603	872 METAL INSTRUMENTS NES	20 278	211 347	127 749
635 WOOD MANUFACTURES, NES	87 173	52 195	31 579	873 METERS, COUNTERS, NES	3 702	33 823	20 518
641 PAPER AND PAPERBOARD	2 985 440	363 740	220 107	874 MEASURE, CONTROL INSTRMNT	32 327	736 133	444 738
642 PAPER, PAPERBOARD, CUT ETC	380 403	123 765	74 844	881 PHOTOGRAPH APPAR. ETC. NES	1 336	32 566	19 661
651 TEXTILE YARN	173 076	223 034	135 075	882 PHOTO. CINEMATOGRPH. SUPPL	13 442	62 725	37 916
652 COTTON FABRICS, WOVEN	30 920	115 340	69 788	883 CINE. FILM EXPOS. DEVELOP	36	1 241	743
653 FABRICS, MAN-MADE FIBRES	19 217	98 451	59 612	884 OPTICAL GOODS NES	972	128 166	77 590
654 OTH. TEXTILE FABRIC, WOVEN	15 541	55 370	33 563	885 WATCHES AND CLOCKS	10 598	792 520	478 566
655 KNIT, CROCHE, FABRIC NES	12 721	49 854	30 102	891 ARMS AND AMMUNITION	753	13 639	8 225
656 TULLE, LACE, EMBROIDRY, ETC	8 391	78 596	47 560	892 PRINTED MATTER	360 384	299 978	181 519
657 SPECIAL YARN, TEXTL. FABRIC	37 139	107 295	64 912	893 ARTICLES, NES, OF PLASTICS	361 937	401 251	242 966
658 TEXTILE ARTICLES NES	15 173	58 183	35 246	894 BABY CARRIAGE, TOYS, GAMES	50 913	155 217	93 216
659 FLOOR COVERINGS, ETC.	54 901	75 749	45 799	895 OFFICE, STATIONERY SUPPLS	6 107	32 425	19 573
661 LIME, CEMENT, CONSTR. MATRL	520 020	24 780	14 989	896 WORKS OF ART, ANTIQUE ETC	2 896	170 636	103 078
662 CLAY, REFRACT. CONSTR. MATRL	435 276	26 118	15 770	897 GOLD, SILVERWARE, JEWEL NES	207	54 865	33 183
663 MINERAL MANUFACTURES, NES	138 089	64 152	38 776	898 MUSICAL INSTRUMENTS, ETC.	14 780	131 895	79 921
664 GLASS	112 245	53 301	32 292	899 MISC. MANUFACTD GOODS NES	47 911	292 536	176 864
665 GLASSWARE	148 142	21 644	13 062	961 COIN NONGOLD NONCURRENT	92	11 315	6 859
666 POTTERY	2 120	6 872	4 145	971 GOLD, NONMONTY EXCL DRES	156	238 050	145 097
667 PEARLS, PRECIOUS STONES	-	-	-	972 MONETARY GOLD, GOLD COINS	14	25 807	15 794
671 PIG IRON, SFELEISN, ETC	6 253	2 369	1 440	EXPORTS	117 461 600	33 796 509	20 448 703
672 INGOTS ETC. IRON OR STEEL	18 768	2 330	1 410	001 LIVE ANIMALS	13 651	18 354	11 089
673 FLAT-ROLLED IRON ETC	493 235	38 968	23 636	011 BOVINE MEAT	1 256	530	316
674 FLAT-ROLLED PLATED IRON	52 854	8 759	5 299	012 OTHER MEAT, MEAT OFFAL	32 377	12 460	7 536
675 FLAT-ROLLED, ALLOY STEEL	22 353	10 166	6 176	016 MEAT, ED. OFFL, DRY, SLT, SMK	734	453	273
676 IRON, STL. BAR, SHAPES ETC.	3 909 690	240 121	145 381	017 MEAT, OFFL, PRPD, PRSD, NES	19 185	17 313	10 449
677 RAILWAY TRACK IRON, STEEL	1 961	1 504	911	022 MILK AND CREAM	28 735	8 395	5 075
678 WIRE OF IRON OR STEEL	106 523	22 051	13 371	023 BUTTER, OTHER FAT OF MILK	5 088	1 342	809
679 TUBES, PIPES, ETC. IRON, STL	1 129 196	285 793	173 043	024 CHEESE AND CURD	12 805	13 046	7 869
681 SILVER, PLATINUM, ETC.	670	90 818	54 838				
682 COPPER	124 805	91 769	55 533				

7 IMPORTS AND EXPORTS (SPECIAL TRADE) BY COUNTRIES OF PRODUCTION AND CONSUMPTION AND BY GROUPS OF THE SITC-REV. III 1993

GROUP DESCRIPTION	DT = 100 KG	1 000 DM	1 000 \$	GROUP DESCRIPTION	DT = 100 KG	1 000 DM	1 000 \$
025 EGGS,BIRDS,YOLKS,ALBUMIN	103 361	17 028	10 334	598 MISC.CHEMICAL PRODTS.NES	2 691 400	345 996	209 376
034 FISH,FRESH,CHILLED,FROZEN	13 114	14 870	8 998	600 CPL IND PLANT CHAP 69-76	456	991	601
035 FISH,DRIED,SALTED,SMOKED	655	1 616	977 611	611 LEATHER	13 163	28 246	17 114
036 CRUSTACEANS,MOLLUSCS ETC	1 428	2 392	1 423	612 MANUFACT. LEATHER ETC.NES	2 089	12 588	7 628
037 FISH ETC.PRPD,PRSD,NES	12 197	9 299	5 613	613 FURSKINS,TANNED,DRESSED	253	4 344	2 845
041 WHEAT, MESLIN, UNMILLED	3 593	257	153	621 MATERIALS OF RUBBER	93 012	58 279	35 231
042 RICE	3 664	448	264	625 RUBBER TYRES,TUBES,ETC.	164 086	140 465	85 040
043 BARLEY, UNMILLED	213 869	4 715	2 881	629 ARTICLES OF RUBBER, NES	36 856	58 658	41 514
044 MAIZE UNMILLED	1 637	1 303	804	633 CORK MANUFACTURES	1 955	5 800	3 519
045 OTHER CEREALS, UNMILLED	6 713	594	356	634 VENEERS, PLYWOOD, ETC.	661 426	89 222	54 055
046 MEAL,FLOUR OF WHEAT,MSLN	4 459	392	234	635 WOOD MANUFACTURES, NES	498 234	152 233	92 145
047 OTHER CEREAL MEAL,FLOURS	1 466	142	82	641 PAPER AND PAPERBOARD	1 723 631	341 936	206 924
048 CEREAL PREPARATIONS	591 012	117 242	70 923	642 PAPER,PAPERBOARD,CUT ETC	990 758	416 848	252 250
054 VEGETABLES	31 587	13 970	8 417	651 TEXTILE YARN	109 789	136 212	82 579
056 VEGETABLES,PRPD,PRSD,NES	40 492	26 606	16 118	652 COTTON FABRICS, WOVEN	28 150	68 343	41 384
057 FRUIT,NUTS EXCL.OIL NUTS	28 268	9 130	5 502	653 FABRICS,MAN-MADE FIBRES	50 469	138 034	83 572
058 FRUIT,PRESERVED,PREPARED	41 424	20 173	12 164	654 OTH.TEXTILE FABRIC,WOVEN	21 139	55 200	33 433
059 FRUIT, VEGETABLE JUICES	25 647	4 702	2 840	655 KNIT,CROCHET.FABRIC NES	18 171	50 700	30 706
061 SUGARS,MOLASSES,HONEY	1 178 554	60 920	36 672	656 TULLE,LACE,EMBROIDRY.ETC	6 001	20 955	12 695
062 SUGAR CONFECTIONERY	31 612	18 110	10 973	657 SPECIAL YARN,TXTL.FABRIC	82 009	122 622	74 179
071 COFFEE,COFFEE SUBSTITUTE	24 732	12 866	7 776	658 TEXTILE ARTICLES NES	41 676	117 524	71 067
072 COCOA	18 796	9 232	5 594	659 FLOOR COVERINGS, ETC.	76 615	118 856	71 966
073 CHOCOLATE,OTH.COCOA PREP	57 444	35 888	21 761	661 LIME,CEMENT,CONSTR.MATRL	870 226	42 125	25 443
074 TEA AND MATE	3 702	4 404	2 680	662 CLAY,REFRCT.CONSTR.MATRL	1 038 918	70 842	42 796
075 SPICES	5 045	5 730	3 459	663 MINERAL MANUFACTURES,NES	2 482 346	182 693	110 454
081 ANIMAL FEED STUFF	1 217 440	100 739	60 882	664 GLASS	402 672	107 781	65 232
091 MARGARINE AND SHORTENING	8 987	2 513	1 524	665 GLASSWARE	387 675	110 805	67 082
098 EDIBLE PROD.PREPRNS,NES	229 619	155 910	94 423	666 POTTERY	51 211	62 596	37 831
111 NON-ALCOHOL.BEVERAGE,NES	125 428	19 864	12 017	667 PEARLS,PRECIOUS STONES	.	.	.
112 ALCOHOLIC BEVERAGES	239 263	42 931	25 877	671 PIG IRON, SPIEGELEISN,ETC	133 098	10 763	6 497
121 TOBACCO, UNMANUFACTURED	33 580	33 636	20 252	672 INGOTS ETC.IRON OR STEEL	420 156	29 428	17 886
122 TOBACCO, MANUFACTURED	35 297	73 214	44 270	673 FLAT-ROLLED IRON ETC.	2 310 460	167 005	101 054
211 HIDES,SKINS(EX.FURS),RAW	5 852	1 962	1 190	674 FLAT-ROLLED PLATED IRON	642 973	78 292	47 357
212 FURSKINS, RAW	51	1 082	657 675	675 FLAT-ROLLED, ALLOY STEEL	451 131	125 557	76 015
222 OILSEED(SFT.FIX VEG.OIL)	22 221	2 558	1 537	676 IRON,STL.BAR,SHAPES ETC.	1 544 150	171 806	103 918
223 OILSEED(OTH.FIX.VEG.OIL)	3 449	794	474	677 RAILWAY TRACK IRON,STEEL	127 455	20 564	12 515
231 NATURAL RUBBER, ETC.	3 119	675	408	678 WIRE OF IRON OR STEEL	211 866	40 936	24 801
232 SYNTHETIC RUBBER, ETC.	220 516	31 883	19 323	679 TUBES,PIPES,ETC.IRON,STL	526 943	205 827	124 688
244 CORK,NATURAL,RAW,WASTE	7 98	55	31	681 SILVER,PLATINUM,ETC.	2 990	201 030	119 681
245 FUEL WOOD, WOOD CHARCOAL	7 775	155	94	682 COPPER	444 276	272 926	165 299
246 WOOD IN CHIPS, PARTICLES	2 846 872	19 564	11 855	683 NICKEL	5 395	15 240	9 252
247 WOOD ROUGH,ROUGH SQUARED	1 396 320	18 977	11 467	684 ALUMINIUM	513 275	250 720	151 886
248 WOOD, SIMPLY WORKED	523 968	68 316	41 353	685 LEAD	21 238	2 762	1 674
251 PULP AND WASTE PAPER	630 202	26 227	15 868	686 ZINC	59 937	21 459	12 933
261 SILK	466	652	397	687 TIN	2 142	2 169	1 309
263 COTTON	31 864	6 400	3 877	689 MISC.NON-FERR.BASE METAL	3 929	6 855	4 176
265 VEGETABLE TEXTILE FIBRES	1 287	432	260	691 METALLIC STRUCTURES NES	599 886	287 516	173 796
266 SYNTHETIC FIBRES	32 146	14 328	8 694	692 CONTAINERS,STORAGE,TRNSP	97 806	66 231	40 096
267 OTHER MAN-MADE FIBRES	40 886	22 331	13 493	693 WIRE PRODUCTS EXCL.ELECT	103 216	24 966	15 082
268 WOOL, OTHER ANIMAL HAIR	32 642	32 132	19 475	694 NAILS,SCREWS,NUTS,ETC.	161 236	141 586	85 654
269 WORN CLOTHING,TEXTL.ARTL	10 438	898	545	695 TOOLS	66 323	284 671	172 182
272 FERTILIZERS, CRUDE	19 651	1 143	695	696 CUTLERY	7 437	46 788	28 297
273 STONE, SAND AND GRAVEL	20 368 599	45 404	27 360	697 HOUSEHOLD EQUIPMENT,NES	114 766	124 156	75 072
274 SULPHUR,UNRSTD.IRON PYRS	219 395	2 810	1 695	699 MANUFACTS.BASE METAL,NES	398 644	457 776	276 810
277 NATURAL ABRASIVES, NES	124 531	6 273	3 802	700 CPL IND PLANT (84/85/87)	8 042	24 132	14 661
278 OTHER CRUDE MINERALS	4 041 201	34 397	20 767	711 STEAM GENER. BOILERS,ETC.	20 165	33 091	20 075
281 IRON ORE, CONCENTRATES	174 754	453	273	712 STEAM TURBINES	4 192	39 535	24 074
282 FERROUS WASTE AND SCRAP	2 443 249	40 101	24 309	713 INTRNL COMBUS PSTN ENGIN	41 170	83 420	50 318
285 ALUMINIUM ORE,CONCTR.ETC	10 454	1 508	911	714 ENGINES,MOTORS NON-ELECT	16 555	142 989	86 709
287 ORE,CONCENTR.BASE METALS	1 705	117	69	716 ROTATING ELECTRIC PLANT	100 448	313 329	190 017
288 NON-FERROUS WASTE,SCRAP	75 064	13 716	8 327	718 OTH.POWR.GENRTNG.MACHNRY	8 809	133 818	81 750
289 PREC.METAL ORES,CONCRTS	541	2 426	1 468	721 AGRIC.MACHINES,EX.TRACTR	64 629	94 784	57 521
291 CRUDE ANIMAL MATERLS,NES	47 906	23 894	14 457	722 TRACTORS	26 021	37 925	23 023
292 CRUDE VEG.MATERIALS, NES	160 385	110 967	67 377	723 CIVIL ENGINEERING EQUIPT	120 412	159 270	96 492
321 COAL,NOT AGGLOMERATED	73 252	2 511	1 520	724 TEXTILE,LEATHER MACHINES	65 133	186 709	112 933
322 BRIQUETTES,LIGNITE,PEAT	1 570 776	25 567	15 518	725 PAPER,PULP MILL MACHINES	27 674	94 863	57 893
325 COKE,SEMI-COKE,RET.CARBON	147 969	5 353	3 233	726 PRINTING,BOOKBINDING MACHS	104 156	300 283	181 582
334 PETROLEUM PRODUCTS	24 223 528	791 138	478 942	727 FOOD-PROCESS.MCH.NON DOM	12 438	58 477	35 406
335 RESIDUAL PETROL.PRODUCTS	1 534 314	42 756	25 820	728 OTH.MACH,PTS,SPCL INDUST	154 377	480 809	290 486
342 LIQUEFIED PROPANE,BUTANE	220 888	8 433	5 094	731 METAL REMOVAL WORK TOOLS	36 847	147 490	89 267
344 PETROLEUM GASES, NES	.	.	.	733 MACH-TOOLS,METAL-WORKING	23 189	64 210	38 875
351 ELECTRIC CURRENT, MWH	3 079 805	150 972	91 583	735 PARTS,NES,FOR MACH-TOOLS	34 924	108 268	65 514
411 ANIMAL OILS AND FATS	11 809	1 066	633	737 METALWORKING MACHNRY NES	17 860	55 338	33 425
421 FIXED VEG.FAT,OILS, SOFT	67 232	7 010	4 222	741 HEATING,COOLING EQUIP,PART	125 186	312 412	188 817
422 FIXED VEG.FAT,OILS,OTHER	29 050	4 254	2 578	742 PUMPS FOR LIQUIDS,PARTS	50 842	170 240	102 921
431 ANIMAL,VEG.FATS,OILS,NES	54 411	10 408	6 304	743 PUMPS NES,CENTRIFUGS ETC	95 673	300 489	181 677
511 HYDROCARBONS,NES,DERIVTS	548 694	50 876	30 757	744 MECHANICAL HANDLING EQUIP	183 403	274 181	165 800
512 ALCOHOL,PHENOL,ETC.DERIV	616 448	95 872	58 066	745 OTH.NONELEC MCH,TOOL,NES	71 354	323 080	195 472
513 CARBOXYLIC ACIDS,DERIVTS	582 877	134 767	81 683	746 BALL OR ROLLER BEARINGS	24 669	75 995	45 953
514 NITROGEN-FUNCT.COMPOUNDS	375 348	283 970	171 754	747 TAPS,COCKS,VALVES,ETC.	59 229	240 964	145 780
515 ORGANO-INORGANIC COMPNDS	199 272	296 062	177 789	748 TRANSMISSIONS SHAFTS ETC	78 047	165 968	100 371
516 OTHER ORGANIC CHEMICALS	632 543	203 059	122 691	749 NON-ELECT MACH.PARTS,ETC	112 420	333 085	201 266
522 INORGANIC CHEM.ELEMENTS	478 609	71 118	43 039	751 OFFICE MACHINES	7 978	43 226	26 105
523 METAL.SALTS,INORGAN.ACID	850 003	63 757	38 555	752 AUTOMATC.DATA PROC.EQUIP	24 196	480 588	290 255
524 OTHER CHEMICAL COMPOUNDS	85 429	34 038	20 568	759 PARTS,FOR OFFICE MACHINS	9 536	201 542	121 420
525 RADIO-ACTIVE MATERIALS	225	5 046	3 058	761 TELEVISION RECEIVERS ETC	26 020	79 572	47 821
531 SYNTH.COLOURS,LAKES,ETC.	73 040	218 059	131 985	762 RADIO-BROADCAST RECEIVER	2 212	24 787	15 041
532 DYEING,TANNING MATERIALS	5 534	1 893	1 146	763 SOUND RECORDER,PHONOGRPH	3 289	30 758	18 461
533 PIGMENTS, PAINTS, ETC.	1 343 482	295 235	178 531	764 TELECOMM.EQUIP.PARTS NES	19 544	335 632	202 589
541 MEDICINES,ETC.EXC.GRP542	40 192	307 882	186 431	771 ELECT POWER MACHNRY.PARTS	54 409	178 609	108 059
542 MEDICAMENTS	70 871	1 131 405	682 793	772 ELEC.SWITCH.RELAY.CIRCUT	104 161	711 746	430 639
551 ESSENTL.OIL,PERFUME,FLAVR	12 347	35 563	21 513	773 ELECTR DISTRIB.EQPT NES	90 106	108 552	65 702
553 PERFUMERY,COSMETICS,ETC.	110 741	181 285	109 601	774 ELECTRO-MEDCL,XRAY EQUIP	3 368	76 721	46 443
554 SOAP,CLEANERS,POLISH,ETC	587 077	149 186	90 208	775 DOM.ELEC,NON-ELEC.EQUIPT	238 189	416 506	252 284
562 FERTILIZER,EXCEPT GRP272	659 476	20 603	12 510	776 TRANSISTORS,VALVES,ETC.	2 698	132 297	79 884
571 POLYMERS OF ETHYLENE	511 601	70 134	42 517	778 ELECTRIC.MACH.APPART.NES	128 667	574 606	347 426
572 POLYMERS OF STYRENE	285 441	76 551	46 383	781 PASS.MOTOR VEHCLS.EX.BUS	860 677	2 335 880	1 354 775
573 POLYMERS,VINYL CHLORIDE	290 152	52 074	31 556	782 GOODS,SPCL TRANSPORT VEH	188 125	413 011	249 865
574 POLYACETAL,POLYCARBONATE	404 085	149 842	90 734	783 ROAD MOTOR VEHICLES NES	42 403	142 422	86 118
575 OTH.PLASTIC,PRIMARY FORM	1 005 307	314 087	190 269	784 PARTS,TRACTORS,MOTOR VEH	727 160	639 265	389 127
579 PLASTIC WASTE, SCRAP ETC	46 266	3 043	1 834	785 CYCLES,MOTORCYCLES ETC.	15 536	45 103	27 319
581 PLASTIC TUBE,PIPE,HOSE	117 867	91 216	55 180	786 TRAILERS,SEMI-TRAILR,ETC	122 806	124 974	75 774
582 PLASTIC PLATE,SHEETS,ETC	572 214	340 997	206 344	791 RAILWAY VEHICLES.EQUIPNT	90 256	101 040	60 960
583 MONOFILAMENT OF PLASTICS	99 479	60 924	36 813	792 AIRCRAFT,ASSOCTD.EQUIPNT	1 093	46 639	28 039
591 INSECTICIDES, ETC.	33 737	40 456	24 552	793 SHIP,BOAT,FLOAT.STRUCTRS	22 312	21 562	13 203
592 STARCHES,INULIN,ETC.	381 617	59 207	35 863	800 CPL IND PLANT CHAP 90/94	16	21 154	94
593 EXPLOSIVES,PYROTECHNICS	3 887	9 210	5 575	811 PREFABRICATED BUILDINGS	92 800	35 093	21 298
597 PREPRD ADDITIVES,LIQUIDS	89 668	32 021	19 371	812 PLUMBING,SANITRY,EQPT.ETC	89 479	79 338	47 872

7 IMPORTS AND EXPORTS (SPECIAL TRADE) BY COUNTRIES OF PRODUCTION AND CONSUMPTION AND BY GROUPS OF THE SITC-REV. III 1993

GROUP DESCRIPTION	DT = 100 KG	1 000 DM	1 000 \$	GROUP DESCRIPTION	DT = 100 KG	1 000 DM	1 000 \$
813 LIGHTING FIXTURES ETC.NES	36 310	115 966	70 106	515 ORGANO-INORGANIC COMPNDS	89 478	23 415	14 146
821 FURNITURE,CUSHIONS,ETC.	943 090	827 167	500 664	516 OTHER ORGANIC CHEMICALS	92 799	24 104	14 568
831 TRUNK,SUIT-CASES,BAG,ETC	14 399	61 319	49 194	522 INORGANIC CHEM.ELEMENTS	1 366 881	49 894	30 157
841 MENS,BOYS CLOTHING,X-KNIT	27 006	248 610	150 258	523 METAL.SALTS,INORGAN.ACID	336 907	16 259	9 814
842 WOMEN,GIRL CLOTHING,XKNIT	35 725	542 871	327 957	524 OTHER CHEMICAL COMPOUNDS	236 556	31 155	18 851
843 MENS,BOYS CLOTHING,KNIT	3 180	20 142	12 182	525 RADIO-ACTIVE MATERIALS	16 060	4 097	2 485
844 WOMEN,GIRLS CLOTHING,KNIT	11 169	97 844	59 123	531 SYNTH.COLOURS,LAKES,ETC.	1 873	2 054	1 230
845 OTHR.TEXTILE APPAREL,NES	26 548	245 889	148 526	533 PIGMENTS, PAINTS, ETC.	1 182 527	85 600	51 634
846 CLOTHING ACCESSRS,FABRIC	10 892	74 490	44 987	541 MEDICINES,ETC.EXC.GRP542	24 540	254 086	153 818
848 CLOTHING,NONTXTL;HEADGEAR	10 625	84 229	50 808	542 MEDICAMENTS	55 110	83 975	50 837
851 FOOTWEAR	31 824	162 072	97 971	551 ESSNTL.OIL,PERFUME,FLAVR	5 927	7 059	4 275
871 OPTICAL INSTRUMENTS,NES	3 209	103 362	62 622	553 PERFUMERY,COSMETICS,ETC.	34 423	24 933	15 101
872 MEDICAL INSTRUMENTS NES	18 606	167 134	101 178	554 SOAP,CLEANERS,POLISH,ETC	178 860	38 990	23 219
873 METERS,COUNTERS,NES	7 491	41 192	24 942	562 FERTILIZER,EXCEPT GRP272	4 662 254	101 805	61 729
874 MEASURE,CONTROL INSTRMNT	31 089	596 609	360 575	571 POLYMERS OF ETHYLENE	1 080 078	120 001	72 695
881 PHOTOGRAPH APPAR.ETC.NES	4 931	47 345	28 640	572 POLYMERS OF STYRENE	138 905	31 471	19 074
882 PHOTO.CINEMATOPGRH.SUPPL	40 648	77 401	46 834	573 POLYMERS,VINYL CHLORIDE	80 123	10 159	6 143
883 CINE.FILM EXPOSD.DEVELOPD	67	708	431	574 POLYACETAL,POLYCARBONATE	137 019	62 682	37 935
884 OPTICAL GOODS NES	1 207	107 053	64 791	575 OTH.PLASTIC,PRIMARY FORM	2 201 126	193 295	117 093
885 WATCHES AND CLOCKS	5 992	190 565	115 238	579 PLASTIC WASTE, SCRAP ETC	15 942	719	431
891 ARMS AND AMMUNITION	3 418	29 757	18 038	581 PLASTIC TUBE,PIPE,HOSE	132 109	81 978	49 569
892 PRINTED MATTER	796 163	864 800	523 023	582 PLASTIC PLATE,SHEETS,ETC	542 350	260 011	157 369
893 ARTICLES,NES,OF PLASTICS	632 118	606 007	366 805	583 MONOFILAMENT OF PLASTICS	29 135	16 716	10 126
894 BABY CARRIAGE,TOYS,GAMES	91 656	217 667	131 220	591 INSECTICIDES, ETC.	23 664	34 346	20 982
895 OFFICE,STATIONERY SUPPLS	24 408	72 635	43 922	592 STARCHES,INULIN,ETC.	35 002	10 768	6 487
896 WORKS OF ART,ANTIQUE ETC	1 513	221 241	133 966	593 EXPLOSIVES,PYROTECHNICS	54	399	238
897 GOLD,SILVERWARE,JEWEL NES	1 141	308 961	186 866	597 PREPDR ADDITIVES,LIQUIDS	11 101	6 259	3 794
898 MUSICAL INSTRUMENTS,ETC.	49 184	353 944	213 694	598 MISC.CHEMICAL PRODTS.NES	515 733	86 244	52 126
899 MISC MANUFCTRD GOODS NES	79 773	157 532	95 347	611 LEATHER	24 682	108 470	65 662
941 COMPL IND PLANT CHAPT 99	37	51	31	612 MANUFACT. LEATHER ETC.NES	399	3 367	2 042
961 COIN NONGOLD NONCURRENT	180	4 470	2 716	613 FURSKINS,TANNED,DRESSED	293	886	541
971 GOLD,NONMONTY EXCL ORES	237	261 881	159 640	621 MATERIALS OF RUBBER	182 491	84 349	51 051
972 MONETARY GOLD,GOLD COINS	23	43 179	26 165	625 RUBBER TYRES,TUBES,ETC.	236 394	151 549	91 587
				629 ARTICLES OF RUBBER, NES	64 944	84 344	51 006
AUSTRIA				633 CORK MANUFACTURES	1 208	516	312
IMPORTS	83 714 161	26 404 838	15 971 237	634 VENEERS, PLYWOOD, ETC.	5 178 771	364 305	220 429
001 LIVE ANIMALS	166 317	40 347	24 516	635 WOOD MANUFACTURES, NES	872 628	307 646	185 983
011 BOVINE MEAT	106 371	52 091	31 567	641 PAPER AND PAPERBOARD	8 246 965	893 042	540 411
012 OTHER MEAT, MEAT OFFAL	8 037	6 588	3 949	642 PAPER,PAPERBOARD,CUT ETC	1 658 778	436 745	264 260
016 MEAT,ED.OFFL,DRY,SLT,SMK	833	1 250	754	651 TEXTILE YARN	215 265	174 362	105 575
017 MEAT,OFFL,PRPD,PRSD,NES	30 999	8 728	5 293	652 COTTON FABRICS, WOVEN	53 104	154 831	93 614
022 MILK AND CREAM	302 475	4 615	2 785	653 FABRICS,MAN-MADE FIBRES	50 801	133 534	80 843
023 BUTTER,OTHER FAT OF MILK	160	119	70	654 OTH.TEXTILE FABRIC,WOVEN	14 401	59 062	35 798
024 CHEESE AND CURD	30 523	22 006	13 265	655 KTH.CROCHET.FABRIC NES	61 223	166 300	100 727
025 EGGS,BIRDS,YOLKS,ALBUMIN	664	128	75	656 TULLE,LACE,EMBROIDRY,ETC	12 398	107 249	65 041
034 FISH,FRESH,CHILLED,FROZN	442	420	255	657 SPECIAL YARN,TXTL.FABRIC	86 922	75 736	45 899
041 WHEAT, MESLIN, UNMILLED	3 681	432	264	658 TEXTILE ARTICLES NES	39 231	89 088	54 048
044 MAIZE UNMILLED	11 824	6 032	3 621	659 FLOOR COVERINGS, ETC.	87 492	75 637	45 709
045 OTHER CEREALS, UNMILLED	2 664	237	145	661 LIME,CEMENT,CONSTR.MATRL	785 972	44 546	26 883
046 MEAL,FLOUR OF WHEAT,MSLN	283	68	38	662 CLAY,REFRCT.CONSTR.MATRL	861 900	83 962	50 655
048 CEREAL PREPARATIONS	202 255	87 737	53 138	663 MINERAL MANUFACTURES,NES	2 473 862	209 930	126 941
054 VEGETABLES	82 255	8 813	5 345	664 GLASS	177 537	39 455	23 874
056 VEGETABLES,PRPD,PRSD,NES	6 957	1 748	1 044	665 GLASSWARE	519 880	139 413	84 370
057 FRUIT,NUTS EXCL.OIL NUTS	59 541	7 060	4 310	666 POTTERY	2 468	5 012	3 031
058 FRUIT,PRESERVED,PREPARED	60 225	14 472	8 770	667 PEARLS,PRECIOUS STONES			
059 FRUIT, VEGETABLE JUICES	65 667	12 526	7 525	671 PIG IRON,SPIEGELEISN,ETC	49 775	28 150	17 000
061 SUGARS,MOLASSES,HONEY	6 980	1 349	818	672 INGOTS ETC.IRON OR STEEL	102 959	11 222	6 789
062 SUGAR CONFECTIONERY	12 630	9 582	5 789	673 FLAT-ROLLED IRON ETC.	3 436 882	246 809	149 408
071 COFFEE,COFFEE SUBSTITUTE	3 139	1 544	818	674 FLAT-ROLLED PLATED IRON	2 643 182	307 172	185 713
073 CHOCOLATE,OTH.COCOA PREP	131 697	79 179	47 715	675 FLAT-ROLLED, ALLOY STEEL	343 886	96 545	58 492
074 TEA AND MATE	340	199	117	676 IRON,SLT.BAR,SHAPES ETC.	1 071 319	158 728	96 105
075 SPICES	813	286	169	677 RAILWAY TRACK IRON,STEEL	444 813	54 253	32 769
081 ANIMAL FEED STUFF	89 622	10 748	6 500	678 WIRE OF IRON OR STEEL	239 215	37 397	22 624
088 EDIBLE PROD.PREPRPTS,NES	77 715	38 630	23 342	679 TUBES,PIPES,ETC.IRON,STL	1 211 120	226 852	137 301
111 NON-ALCOHOL.BEVERAGE,NES	116 176	56 513	34 169	681 SILVER,PLATINUM,ETC.	138	17 491	10 571
112 ALCOHOLIC BEVERAGES	99 423	39 748	23 967	682 COPPER	193 529	104 861	63 613
121 TOBACCO, UNMANUFACTURED	214	116	71	683 NICKEL	2 002	3 291	1 990
122 TOBACCO, MANUFACTURED	1 055	1 616	987	684 ALUMINIUM	790 815	399 857	241 969
121 HIDES,SKINS(EX.FURS),RAW	169 160	32 114	19 467	685 LEAD	954	104	64
222 OILSEED(SFT.FIX VEG.OIL)	185 202	9 864	5 964	686 ZINC	1 088	583	355
223 OILSEED(OTH.FIX.VEG.OIL)	5 154	3 118	1 888	687 TIN	56	75	45
232 SYNTHETIC RUBBER, ETC.	35 919	1 507	906	689 MISC.NON-FERR.BASE METAL	23 276	24 868	15 054
246 WOOD IN CHIPS, PARTICLES	374 888	2 648	1 602	691 METALLIC STRUCTURES NES	1 165 361	495 118	299 458
247 WOOD ROUGH,ROUGH SQUARED	107 044	5 402	3 268	692 CONTAINERS,STORAGE,TRNSP	129 527	86 858	52 560
248 WOOD, SIMPLY WORKED	2 745 705	191 802	115 972	693 WIRE PRODUCTS EXCL.ELECT	40 987	22 342	13 550
251 PULP AND WASTE PAPER	440 815	29 396	17 795	694 NAILS,SCREWS,NUTS,ETC.	75 972	38 490	23 286
263 COTTON	29 190	2 545	1 541	695 TOOLS	44 234	175 934	106 491
265 VEGETABLE TEXTILE FIBRES	711	211	128	696 CUTLERY	706	3 057	1 856
266 SYNTHETIC FIBRES	116 173	33 103	20 038	697 HOUSEHOLD EQUIPMENT,NES	77 975	60 265	36 499
267 OTHER MAN-MADE FIBRES	129 869	42 758	25 896	699 MANUFACTS.BASE METAL,NES	704 064	585 684	354 778
268 WOOL, OTHER ANIMAL HAIR	5 055	1 777	1 047	711 STEAM GENER. BOILERS,ETC.	23 283	21 689	13 113
269 WORN CLOTHING,TEXTL.ARTL	18 824	1 108	672	712 STEAM TURBINES	10 183	47 692	28 755
272 FERTILIZERS, CRUDE	18 397	456	276	713 INTRNL COMBUS PSTN ENGIN	793 262	1 826 702	1 106 197
273 STONE, SAND AND GRAVEL	14 894 482	89 001	53 743	714 ENGINES,MOTORS NON-ELECT	4 698	41 934	24 773
277 NATURAL ABRASIVES, NES	5 493	114	68	716 ROTATING ELECTRIC PLANT	136 918	186 126	112 264
278 OTHER CRUDE MINERALS	2 987 144	57 356	34 787	718 OTH.POWR.GENRTNG.MACHNRY	14 890	34 909	21 122
282 FERROUS WASTE AND SCRAP	206 396	12 757	7 673	721 AGRIC.MACHINES,EX.TRACTR	125 559	130 273	79 230
285 ALUMINIUM ORE,CONCTR.ETC	1 745	556	337	722 TRACTORS	25 412	39 407	23 792
287 ORE,CONCENTR.BASE METALS	237 630	14 206	8 572	723 CIVIL ENGINEERING EQUIPT	227 141	264 338	160 042
288 NON-FERROUS WASTE,SCRAP	395 139	51 111	30 904	724 TEXTILE,LEATHER MACHINES	19 362	34 365	20 891
289 PREC.METAL ORES,CONCRTS	1 300	19 982	12 068	725 PAPER,PULP MILL MACHINES	39 219	83 217	50 613
291 CRUDE ANIMAL MATERIALS,NES	197 042	6 917	4 184	726 PRINTNG,BOOKBINDNG MACHS	36 398	100 340	60 572
292 CRUDE VEG.MATERIALS, NES	44 717	23 224	14 054	727 FOOD-PROCESS.MCH.NON DOM	18 982	62 002	37 573
321 COAL,NOT AGGLOMERATED	10 657	134	83	728 OTH.MACH,PTS,SPCL INDUST	275 713	589 762	356 675
322 BRIQUETTES,LIGNITE,PEAT	31 089	625	377	731 METAL REMOVAL WORK TOOLS	22 709	64 813	39 105
334 PETROLEUM PRODUCTS	275 168	11 060	6 706	733 MACH-TOOLS,METAL-WORKING	16 647	46 833	28 380
335 RESIDUAL PETROL.PRODUCTS	780 136	22 061	13 337	735 PARTS,NES,FOR MACH-TOOLS	19 841	60 101	36 196
351 ELECTRIC CURRENT, MWH	4 648 058	497 680	300 921	737 METALWORKING MACHNRY NES	52 185	93 053	56 301
411 ANIMAL OILS AND FATS	35 486	1 084	650	741 HEATING,COOLING EQUIP,PART	201 524	311 949	188 419
421 FIXED VEG.FAT,OILS, SOFT	1 190	191	115	742 PUMPS FOR LIQUIDS,PARTS	26 549	128 088	77 487
422 FIXED VEG.FAT,OILS,OTHER	1 059	979	589	743 PUMPS NES,CENTRIFUGS ETC	186 736	262 728	158 647
431 ANIMAL,VEG.FATS,OILS,NES	225 962	10 288	6 224	744 MECHANICAL HANDLING EQUIP	291 155	343 161	207 352
511 HYDROCARBONS,NES,DERIVTS	67 185	4 990	3 019	745 OTH.NONELEC MCH,TOOL,NES	44 647	97 995	59 365
512 ALCOHOL,PHENOL,ETC.DERIV	2 716	567	340	746 BALL OR ROLLER BEARINGS	58 801	118 980	71 948
513 CARBOXYLIC ACIDS,DERIVTS	555 555	112 743	68 424	747 TAPS,COCKS,VALVES,ETC.	46 511	134 455	81 384
514 NITROGEN-FUNCT.COMPOUNDS	16 482	9 100	5 506	748 TRANSMISSIONS SHAFTS ETC	88 105	136 601	82 219
				749 NON-ELECT MACH.PARTS,ETC	46 175	163 722	98 952
				751 OFFICE MACHINES	841	10 122	6 105

7 IMPORTS AND EXPORTS (SPECIAL TRADE) BY COUNTRIES OF PRODUCTION AND CONSUMPTION AND BY GROUPS OF THE SITC-REV. III 1993

GROUP DESCRIPTION	DT = 100 KG	1 000 DM	1 000 \$	GROUP DESCRIPTION	DT = 100 KG	1 000 DM	1 000 \$
752 AUTOMATC.DATA PROC.EQUIP	2 086	38 636	23 288	251 PULP AND WASTE PAPER	1 919 987	49 290	29 829
759 PARTS, FOR OFFICE MACHINS	4 983	186 955	113 175	261 SILK	352	288	172
761 TELEVISION RECEIVERS ETC	103 118	276 688	167 298	263 COTTON	36 011	9 351	5 670
762 RADIO-BROADCAST RECEIVER	6 897	24 601	14 961	264 JUTE, OTH. TEXTL. BAST FIBR	610	251	152
763 SOUND RECORDER, PHONOGRPH	33 630	212 729	127 918	265 VEGETABLE TEXTILE FIBRES	2 395	448	274
764 ELECTCOMM. EQUIP. PARTS NES	18 184	204 943	123 256	266 SYNTHETIC FIBRES	57 562	28 384	17 186
771 ELECT POWER MACHNY. PARTS	54 110	149 640	90 550	267 OTHER MAN-MADE FIBRES	22 472	12 492	7 532
772 ELEC. SWITCH. RELAY. CIRCUIT	52 881	430 207	260 236	268 WOOL, OTHER ANIMAL HAIR	18 733	15 623	9 493
773 ELECTR. DISTRI. EQUIP NES	319 236	436 660	264 755	269 WORN CLOTHING, TEXTL. ARTL	10 485	1 419	864
774 ELECTRO-MEDCL. XRAY EQUIP	1 393	15 459	9 308	272 FERTILIZERS, CRUDE	39 884	1 790	1 090
775 DOM. ELEC. NON-ELEC. EQUIPT	294 251	365 821	221 385	273 STONE, SAND AND GRAVEL	5 925 051	24 470	14 737
776 TRANSISTORS, VALVES, ETC.	9 038	488 387	295 275	274 SULPHUR, UNRSTD. IRON PYRS	368 978	3 363	2 045
778 ELECTRIC MACH. APPART. NES	201 559	302 416	183 052	277 NATURAL ABRASIVES, NES	18 363	8 248	5 005
781 PASS. MOTOR VEHCLS. EX. BUS	139 282	354 033	213 379	278 OTHER CRUDE MINERALS	8 415 624	64 121	38 853
782 GOODS, SPCL. TRANSPORT VEH	334 951	511 053	309 274	281 IRON ORE, CONCENTRATES	50 115	227	137
783 ROAD MOTOR VEHICLES NES	46 044	78 914	47 586	282 FERROUS WASTE AND SCRAP	794 362	14 889	9 027
784 PARTS, TRACTORS, MOTOR VEH	824 850	1 115 551	675 086	285 ALUMINIUM ORE, CONCTR. ETC	214 781	12 501	7 572
785 CYCLES, MOTORCYCLES ETC.	12 480	48 945	29 687	287 ORE, CONCENTR. BASE METALS	25 432	1 416	860
786 TRAILERS, SEMI-TRAILER, ETC	178 112	116 531	70 604	288 NON-FERROUS WASTE, SCRAP	460 126	79 746	48 413
791 RAILWAY VEHICLES. EQUIPNT	43 522	142 994	86 585	289 PREC. METAL ORES, CONCTR	9	1 624	956
792 AIRCRAFT, ASSCOT. EQUIPNT	810	19 192	11 632	291 CRUDE ANIMAL MATERLS. NES	136 092	40 510	24 506
793 SHIP, BOAT, FLOAT. STRUCTRS	2 974	9 128	5 525	292 CRUDE VEG. MATERIALS, NES	132 875	99 137	60 126
811 PREFABRICATED BUILDINGS	136 879	53 332	32 287	321 COAL, NOT AGGLOMERATED	40 237	1 303	791
812 PLUMBING, SANITRY, EOPT. ETC	291 866	120 288	72 680	322 BRIQUETTES, LIGNITE, PEAT	2 838 632	54 288	33 043
813 LIGHTING FIXTURES ETC. NES	82 451	176 474	106 601	325 COKE, SEMI-COKE, RET. CARBN	493 527	14 085	8 516
821 FURNITURE, CUSHIONS, ETC.	538 271	652 995	395 406	334 PETROLEUM PRODUCTS	11 123 085	331 388	200 646
831 TRUNK, SUIT-CASES, BAG, ETC	1 498	7 070	4 281	335 RESIDUAL PETROL. PRODUCTS	1 946 168	52 445	31 705
841 MENS, BOYS CLOTHING, X-KNIT	8 672	110 736	66 932	342 LIQUEFIED PROPANE, BUTANE	411 985	14 450	8 717
842 WOMEN, GIRL CLOTHING, X-KNIT	11 340	165 301	99 980	344 PETROLEUM GASES, NES			
843 MENS, BOYS CLOTHING, KNIT	1 087	14 290	8 649	351 ELECTRIC CURRENT, MWH	2 353 430	154 205	93 449
844 WOMEN, GIRLS CLOTHING, KNIT	2 903	35 210	21 290	411 ANIMAL OILS AND FATS	25 200	2 327	1 411
845 OTH. TEXTILE APPAREL, NES	10 889	144 667	87 380	421 FIXED VEG. FAT, OILS, SOFT	330 653	28 685	17 388
846 CLOTHING ACCESSRS, FABRIC	20 219	93 516	60 225	422 FIXED VEG. FAT, OILS, OTHER	41 492	5 110	3 104
848 CLOTHING, NONTEXTL. HEADGEAR	17 812	38 194	23 038	431 ANIMAL, VEG. FATS, OILS, NES	172 517	19 689	11 903
851 FOOTWEAR	67 402	419 072	253 506	511 HYDROCARBONS, NES, DERIVTS	514 242	44 344	26 832
871 OPTICAL INSTRUMENTS, NES	177	8 630	5 234	512 ALCOHOL, PHENOL, ETC. DERIV	530 066	38 089	23 083
872 MEDICAL INSTRUMENTS NES	18 653	72 582	43 907	513 CARBOXYLIC ACIDS, DERIVTS	266 167	53 417	32 337
873 METERS, COUNTERS, NES	449	6 788	4 097	514 NITROGEN-FUNCT. COMPOUNDS	99 905	53 549	32 420
874 MEASURE, CONTROL INSTRMNT	25 149	298 010	179 898	515 ORGANO-INORGANIC COMPNDS	48 408	65 142	39 392
881 PHOTOGRAPH APPAR. ETC. NES	795	11 926	7 216	516 OTHER ORGANIC CHEMICALS	122 523	32 244	19 501
882 PHOTO. CINEMATOPRPH. SUPPL	733	28 154	17 016	522 INORGANIC CHEM. ELEMENTS	2 105 520	126 695	76 642
883 CINE. FILM EXPOSD. DEVELPD	48	650	391	523 METAL. SALTS, INORGAN. ACID	607 721	45 654	27 611
884 OPTICAL GOODS NES	1 124	66 805	40 486	524 OTHER CHEMICAL COMPOUNDS	40 754	29 159	17 619
885 WATCHES AND CLOCKS	377	8 498	5 117	525 RADIO-ACTIVE MATERIALS	178	10 325	6 248
891 ARMS AND AMMUNITION	1 527	15 056	9 081	531 SYNTH. COLOURS, LAKES, ETC.	68 592	74 349	45 012
892 PRINTED MATTER	523 879	323 839	195 908	532 DYEING, TANNING MATERIALS	8 844	4 095	2 485
893 ARTICLES, NES, OF PLASTICS	483 185	389 145	235 405	533 PIGMENTS, PAINTS, ETC.	955 109	374 001	226 345
894 BABY CARRIAGE, TOYS, GAMES	57 280	205 062	123 881	541 MEDICINES, ETC. EXC. GRP542	24 490	227 494	137 527
895 OFFICE, STATIONERY SUPPLS	37 571	45 546	27 530	542 MEDICAMENTS	87 052	607 581	367 618
896 WORKS OF ART, ANTIQUE ETC	2 260	36 534	21 964	551 ESSNTL. OIL, PERFUME, FLAVR	11 500	30 344	18 344
897 GOLD, SILVERWARE, JEWEL NES	2 037	102 332	61 717	553 PERFUMERY, COSMETICS, ETC.	189 108	237 419	143 568
898 MUSICAL INSTRUMENTS, ETC.	92 270	294 040	176 960	554 SOAP, CLEANERS, POLISH, ETC	592 204	152 660	92 386
899 MISC MANUFCTRD GOODS NES	17 040	58 028	35 114	562 FERTILIZER, EXCEPT GRP272	1 322 652	32 966	20 042
961 COIN NONGOLD NONCURRENT	61	7 822	4 732	571 POLYMERS OF ETHYLENE	479 699	70 077	42 495
971 GOLD, NONMONTY EXCL ORES	24	9 935	5 882	572 POLYMERS OF STYRENE	486 932	93 030	56 380
972 MONETARY GOLD, GOLD COINS	5	15 729	9 560	573 POLYMERS, VINYL CHLORIDE	212 949	39 804	24 093
				574 POLYACETAL, POLYCARBONATE	418 084	145 758	88 246
EXPORTS	110 449 951	37 257 138	22 550 263	575 OTH. PLASTIC, PRIMARY FORM	1 439 336	362 950	219 715
001 LIVE ANIMALS	5 139	7 357	4 448	579 PLASTIC WASTE, SCRAP ETC	36 989	2 503	1 517
011 BOVINE MEAT	1 744	912	552	581 PLASTIC TUBE, PIPE, HOSE	163 146	134 061	81 188
012 OTHER MEAT, MEAT OFFAL	14 375	6 169	3 725	582 PLASTIC PLATE, SHEETS, ETC	457 976	298 040	180 416
016 MEAT, ED. OFFL, DRY, SLT, SMK	281	73	45	583 MONOFILAMENT OF PLASTICS	120 764	74 608	45 119
017 MEAT, OFFL, PRPD, PRSVD, NES	1 564	1 476	886	591 INSECTICIDES, ETC.	52 608	48 980	29 691
022 MILK AND CREAM	107 619	18 705	11 264	592 STARCHES, INULIN, ETC.	138 750	55 500	33 640
023 BUTTER, OTHER FAT OF MILK	424	121	74	593 EXPLOSIVES, PYROTECHNICS	12 422	9 714	5 859
024 CHEESE AND CURD	102 562	67 533	40 773	597 PREP. ADDITIVES, LIQUIDS	134 324	48 217	29 126
025 EGGS, BIRDS, YOLKS, ALBUMIN	17 275	3 759	2 286	598 MISC. CHEMICAL PRDCTS, NES	1 462 049	369 758	223 644
034 FISH, FRESH, CHILLED, FROZN	19 268	13 565	8 199	600 CPL. IND. PLANT CHAP 69-76	1 174	2 863	1 712
035 FISH, DRIED, SALTED, SMOKED	1 947	2 820	1 692	611 LEATHER	21 188	48 498	29 416
036 CRUSTACEANS, MOLLUSCS ETC	1 079	1 363	820	612 MANUFACT. LEATHER ETC. NES	1 969	10 825	6 545
037 FISH ETC. PRPD, PRSVD, NES	74 303	41 444	25 025	613 FURSKINS, TANNED, DRESSED	422	7 140	4 330
041 WHEAT, MESLIN, UNMILLED	3 664	210	126	621 MATERIALS OF RUBBER	186 779	116 781	70 631
042 RICE	46 157	4 197	2 535	625 RUBBER TYRES, TUBES, ETC.	292 578	227 251	137 533
043 BARLEY, UNMILLED	10 273	455	273	629 ARTICLES OF RUBBER, NES	58 555	110 977	67 140
044 MAIZE UNMILLED	2 590	1 435	872	633 CORK MANUFACTURES	2 666	8 699	5 276
045 OTHER CEREALS, UNMILLED	2 673	426	259	634 VENEERS, PLYWOOD, ETC.	987 568	138 596	83 880
047 OTHER CEREAL MEAL, FLOURS	2 770	85	48	635 WOOD MANUFACTURES, NES	332 410	147 702	89 318
048 CEREAL PREPARATIONS	422 317	189 511	114 610	641 PAPER AND PAPERBOARD	2 644 730	428 931	259 761
054 VEGETABLES	114 131	29 130	17 716	642 PAPER, PAPERBOARD, CUT ETC	1 053 676	414 016	250 477
056 VEGETABLES, PRPD, PRSVD, NES	43 551	20 207	12 196	651 TEXTILE YARN	256 208	296 339	179 478
057 FRUIT, NUTS EXCL. OIL NUTS	75 703	23 740	14 295	652 COTTON FABRICS, WOVEN	46 961	131 880	79 738
058 FRUIT, PRESERVED, PREPARED	43 436	17 748	10 695	653 FABRICS, MAN-MADE FIBRES	54 417	151 311	91 661
059 FRUIT, VEGETABLE JUICES	29 918	7 833	4 710	654 OTH. TEXTILE FABRIC, WOVEN	33 170	60 724	36 712
061 SUGARS, MOLASSES, HONEY	488 363	20 151	12 184	655 KNIT, CROCHET, FABRIC NES	44 452	125 884	76 287
062 SUGAR CONFECTIONERY	68 467	37 873	22 913	656 TULLE, LACE, EMBROIDRY, ETC	16 409	59 366	35 932
071 COFFEE, COFFEE SUBSTITUTE	111 325	50 360	30 459	657 SPECIAL YARN, TXTL. FABRIC	108 256	167 261	101 266
072 COCOA	15 134	5 570	3 351	658 TEXTILE ARTICLES NES	50 339	133 125	80 544
073 CHOCOLATE, OTH. COCOA PREP	190 104	111 517	67 495	659 FLOOR COVERINGS, ETC.	73 934	88 545	53 559
074 TEA AND MATE	5 409	3 899	2 346	661 LIME, CEMENT, CONSTR. MATRL	666 416	41 736	25 183
075 SPICES	7 693	4 162	2 491	662 CLAY, REFRCT. CONSTR. MATRL	1 314 868	117 935	71 387
081 ANIMAL FEED STUFF	4 157 637	209 618	126 857	663 MINERAL MANUFACTURES, NES	1 707 148	231 630	140 027
091 MARGARINE AND SHORTENING	25 137	4 740	2 870	664 GLASS	844 075	164 664	99 628
098 EDIBLE PROD. PREPRTNS, NES	232 521	196 925	119 021	665 GLASSWARE	486 517	125 424	75 885
111 NON-ALCOHOL. BEVERAGE, NES	154 840	18 106	10 933	666 POTTERY	55 261	69 312	41 907
112 ALCOHOLIC BEVERAGES	227 680	35 211	21 275	667 PEARLS, PRECIOUS STONES			
121 TOBACCO, UNMANUFACTURED	2 488	2 267	1 360	671 PIG IRON, SPIEGELEISN, ETC	177 793	22 265	13 464
122 TOBACCO, MANUFACTURED	4 286	11 485	6 961	672 INGOTS ETC. IRON OR STEEL	556 762	43 700	26 415
211 HIDES, SKINS (EX. FURS), RAW	184 856	48 425	29 364	673 FLAT-ROLLED IRON ETC.	1 811 753	146 863	88 813
222 OILSEED (SFT. FIX. VEG. OIL)	65 566	4 609	2 792	674 FLAT-ROLLED PLATED IRON	1 187 477	129 207	77 977
223 OILSEED (OTH. FIX. VEG. OIL)	4 568	1 502	895	675 FLAT-ROLLED, ALLOY STEEL	392 089	115 386	69 901
231 NATURAL RUBBER, ETC.	16 396	3 118	1 889	676 IRON, STL. BAR, SHAPES ETC.	1 189 923	135 898	82 309
232 SYNTHETIC RUBBER, ETC.	186 254	28 883	17 470	677 RAILWAY TRACK IRON, STEEL	36 734	9 039	5 483
244 CORK, NATURAL, RAW, WASTE	205	133	79	678 WIRE OF IRON OR STEEL	160 975	27 339	16 552
245 FUEL WOOD, WOOD CHARCOAL	8 885	367	223	679 TUBES, PIPES, ETC. IRON, STL	871 870	226 560	137 252
246 WOOD IN CHIPS, PARTICLES	5 082 922	38 635	23 316	681 SILVER, PLATINUM, ETC.	548	25 291	15 241
247 WOOD ROUGH, ROUGH SQUARED	12 796 771	183 589	111 158	682 COPPER	684 646	336 102	203 654
248 WOOD, SIMPLY WORKED	942 400	103 676	62 732	683 NICKEL	14 513	31 812	19 344
				684 ALUMINIUM	826 055	357 880	217 020

7 IMPORTS AND EXPORTS (SPECIAL TRADE) BY COUNTRIES OF PRODUCTION AND CONSUMPTION AND BY GROUPS OF THE SITC-REV. III 1993

GROUP DESCRIPTION	DT = 100 KG	1 000 DM	1 000 \$	GROUP DESCRIPTION	DT = 100 KG	1 000 DM	1 000 \$
685 LEAD	124 852	11 836	7 208	081 ANIMAL FEED STUFF	5 111	431	267
686 ZINC	270 359	62 657	37 910	211 HIDES,SKINS(EX.FURS),RAW	509	117	69
687 TIN	5 432	6 111	3 691	657 SPECIAL YARN,TXTL.FABRIC	62	50	32
689 MISC.NON-FERR.BASE METAL	11 243	18 782	11 315	896 WORKS OF ART,ANTIQUE ETC		133	81
691 METALLIC STRUCTURES NES	500 545	284 671	172 118				
692 CONTAINERS,STORAGE,TRNSP	234 414	140 643	85 133	EXPORTS	4 344	2 009	1 194
693 WIRE PRODUCTS EXCL.ELECT	326 207	59 710	36 087				
694 NAILS,SCREWS,NUTS,ETC.	224 447	157 834	95 515	292 CRUDE VEG.MATERIALS, NES	66	115	69
695 TOOLS	78 580	273 740	165 473	592 STARCHES,INULIN,ETC.	1 629	196	118
696 CUTLERY	9 326	45 070	27 231	659 FLOOR COVERINGS, ETC.	338	219	134
697 HOUSEHOLD EQUIPMENT,NES	126 059	148 205	89 619	684 ALUMINIUM	43	66	38
699 MANUFACTS.BASE METAL,NES	754 199	693 848	419 487	691 METALLIC STRUCTURES NES	605	71	42
700 CPL IND PLANT (84/85/87)	3 647	21 144	12 853	692 CONTAINERS,STORAGE,TRNSP	58	118	69
711 STEAM GENER. BOILERS,ETC.	12 986	14 880	8 962	745 OTH.NONELEC MCH,TOOL,NES	11	57	36
712 STEAM TURBINES	4 617	26 710	16 086	775 DOM.ELEC, NON-ELEC. EQUIPT	44	76	48
713 INTRNL COMBUS PSTN ENGIN	513 914	598 910	362 209	778 ELECTRIC.MACH.APPART.NES		154	91
714 ENGINES,MOTORS NON-ELECT	1 591	50 653	30 794	893 ARTICLES,NES,OF PLASTICS	478	193	117
716 ROTATING ELECTRIC PLANT	83 173	169 208	102 325				
718 OTH.POWR.GENRTNG.MACHNRY	19 135	56 721	34 320	ANDORRA			
721 AGRIC.MACHINES,EX. TRACTR	111 202	141 739	85 991				
722 TRACTORS	65 423	94 060	57 139	IMPORTS	1 482	2 494	1 525
723 CIVIL ENGINEERING EQUIPT	232 933	272 540	164 929				
724 TEXTILE,LEATHER MACHINES	40 164	135 094	81 684	961 COIN NONGOLD NONCURRENT	1	114	70
725 PAPER,PULP MILL MACHINES	48 242	103 193	62 047	972 MONETARY GOLD,GOLD COINS		170	101
726 PRINTING,BOOKBINDNG MACHS	64 112	241 147	146 651				
727 FOOD-PROCESS.MCH.NON DOM	22 362	86 649	52 371	EXPORTS	31 503	62 408	37 698
728 OTH.MACH,PTS,SPCL INDUST	216 058	625 324	377 561				
731 METAL REMOVAL WORK TOOLS	50 004	210 535	126 938	001 LIVE ANIMALS	983	158	96
733 MACH-TOOLS,METAL-WORKING	29 123	74 994	45 390	017 MEAT,OFFL,PRPD,PRSD,NES	564	381	230
735 PARTS,NES,FOR MACH-TOOLS	23 021	123 831	74 647	024 CHEESE AND CURD	362	191	114
737 METALWORKING MACHNRY NES	45 936	91 567	55 444	048 CEREAL PREPARATIONS	410	188	110
741 HEATING,COOLNG EQUIP,PART	187 998	373 360	225 592	056 VEGETABLES,PRPD,PRSD,NES	189	82	46
742 PUMPS FOR LIQUIDS,PARTS	65 979	286 339	173 303	062 SUGAR CONFECTIONERY	318	213	129
743 PUMPS NES,CENTRIFUGS ETC	141 460	352 954	213 541	073 CHOCOLATE,OTH.COCOA PREP	1 042	820	494
744 MECHANICAL HANDLING EQUIP	253 079	374 351	226 663	098 EDIBLE PROD.PREPRINS,NES	126	68	41
745 OTH.NONELEC MCH,TOOL,NES	110 837	385 042	233 171	112 ALCOHOLIC BEVERAGES	1 912	468	285
746 BALL OR ROLLER BEARINGS	65 305	129 289	78 220	122 TOBACCO, MANUFACTURED	10 433	21 699	13 153
747 TAPS,COCKS,VALVES,ETC.	92 833	373 350	226 078	542 MEDICAMENTS	9	111	68
748 TRANSMISSIONS SHAFTS ETC	221 098	285 729	172 929	553 PERFUMERY,COSMETICS,ETC.	34	187	113
749 NON-ELECT MACH.PARTS,ETC	115 929	374 193	226 330	554 SOAP,CLEANERS,POLISH,ETC	132	92	55
751 OFFICE MACHINES	8 695	57 884	35 032	582 PLASTIC PLATE,SHEETS,ETC	952	617	375
752 AUTOMATC.DATA PROC.EQUIP	30 188	481 576	291 689	635 WOOD MANUFACTURES, NES	68	73	41
759 PARTS,FOR OFFICE MACHINS	9 141	298 032	180 516	641 PAPER AND PAPERBOARD	1 534	270	162
761 TELEVISION RECEIVERS ETC	39 698	103 780	62 436	642 PAPER,PAPERBOARD,CUT ETC	3 509	2 039	1 235
762 RADIO-BROADCAST RECEIVER	3 999	28 355	17 194	651 TEXTILE YARN	29	85	52
763 SOUND RECORDER,PHONOGRPH	4 256	34 693	20 887	656 TULLE,LACE,EMBROIDRY,ETC	4	85	52
764 TELECOMM.EQUIP,PARTS NES	62 137	511 558	309 097	657 SPECIAL YARN,TXTL.FABRIC	59	67	41
771 ELECT POWER MACHNRY,PARTS	55 882	195 645	118 406	658 TEXTILE ARTICLES NES	24	94	56
772 ELEC.SWITCH.RELAY.CIRCUIT	145 120	746 762	451 789	659 FLOOR COVERINGS, ETC.	202	1 303	813
773 ELECTR DISTRIB,EQPT NES	253 907	258 022	156 161	662 CLAY,REFRCTR.CONSTR.MATRL	315	85	53
774 ELECTRO-MEDCL,XRAY EQUIP	5 592	146 612	88 366	665 GLASSWARE	187	196	115
775 DOM.ELEC, NON-ELEC.EQUIPT	399 875	579 953	351 114	666 POTTERY	41	66	40
776 TRANSISTORS,VALVES,ETC.	19 356	276 720	167 387	667 PEARLS,PRECIOUS STONES			
778 ELECTRIC.MACH.APPART.NES	164 504	596 928	360 727	679 TUBES,PIPES,ETC.IRON,STL	128	48	30
781 PASS.MOTOR VEHCLS.EX.BUS	1 152 827	2 552 481	1 549 039	684 ALUMINIUM	793	546	331
782 GOODS,SPCL TRANSPORT VEH	267 931	466 542	282 040	695 TOOLS	42	140	82
783 ROAD MOTOR VEHICLES NES	104 832	260 616	157 388	696 CUTLERY	87	887	537
784 PARTS,TRACTORS,MOTOR VEH	1 101 018	1 608 948	978 163	697 HOUSEHOLD EQUIPMENT,NES	197	464	283
785 CYCLES,MOTORCYCLES ETC.	26 155	84 669	39 329	699 MANUFACTS.BASE METAL,NES	133	140	85
786 TRAILERS,SEMI-TRAILR,ETC	247 399	193 950	117 374	713 INTRNL COMBUS PSTN ENGIN	13	52	31
791 RAILWAY VEHICLES,EQUIPNT	89 300	110 507	66 784	722 TRACTORS	67	105	64
792 AIRCRAFT,ASSOCTD.EQUIPNT	285	18 070	10 894	725 PAPER,PULP MILL MACHINES	4	108	66
793 SHIP,BOAT,FLOAT.STRUCTRS	21 266	15 468	9 407	726 PRINTING,BOOKBINDNG MACHS	16	111	69
800 CPL IND PLANT CHAP 90/94	72 773	24 749	14 929	728 OTH.MACH,PTS,SPCL INDUST	58	1 354	825
811 PREFABRICATED BUILDINGS	177 203	193 510	116 935	742 PUMPS FOR LIQUIDS,PARTS	33	51	30
812 PLUMBING,SANITRY,EQPT.ETC	75 454	188 125	113 656	743 PUMPS NES,CENTRIFUGS ETC	22	65	39
813 LIGHTING FIXTURES ETC.NES	1 339 105	998 372	604 365	745 OTH.NONELEC MCH,TOOL,NES	52	101	59
821 FURNITURE,CUSHIONS,ETC.	1 339 105	998 372	604 365	747 TAPS,COCKS,VALVES,ETC.	30	154	94
831 TRUNK,SUIT-CASES,BAG,ETC	14 933	62 936	38 065	749 NON-ELECT MACH.PARTS,ETC	16	53	32
841 MENS,BOYS CLOTHING,X-KNIT	32 506	302 122	182 784	751 OFFICE MACHINES	6	62	35
842 WOMEN,GIRL CLOTHING,XKNIT	38 823	535 437	323 924	752 AUTOMATC.DATA PROC.EQUIP	9	123	71
843 MENS,BOYS CLOTHING,KNIT	3 795	23 215	14 034	761 TELEVISION RECEIVERS ETC	99	421	253
844 WOMEN,GIRLS CLOTHING,KNIT	11 944	101 149	61 235	762 RADIO-BROADCAST RECEIVER	29	236	142
845 OTHR.TEXTILE APPAREL,NES	38 087	328 479	198 579	763 SOUND RECORDER,PHONOGRPH	10	115	71
846 CLOTHING ACCESSRS,FABRIC	16 299	110 966	67 110	764 TELECOMM.EQUIP,PARTS NES	17	199	122
848 CLOTHING,NONTXTL;HEADGEAR	13 246	112 083	67 718	775 DOM.ELEC, NON-ELEC.EQUIPT	462	1 203	726
851 FOOTWEAR	61 822	251 160	152 105	778 ELECTRIC.MACH.APPART.NES	282	688	407
871 OPTICAL INSTRUMENTS,NES	769	24 874	15 059	781 PASS.MOTOR VEHCLS.EX.BUS	1 745	7 066	4 254
872 MEDICAL INSTRUMENTS NES	30 294	263 289	159 270	782 GOODS,SPCL TRANSPORT VEH	606	1 043	639
873 METERS,COUNTERS,NES	8 113	44 185	26 743	783 ROAD MOTOR VEHICLES NES	206	394	241
874 MEASURE,CONTROL INSTRMNT	35 110	553 791	334 888	784 PARTS,TRACTORS,MOTOR VEH	432	1 344	799
881 PHOTOGRAPH APPAR.ETC.NES	5 999	50 174	30 284	785 CYCLES,MOTORCYCLES ETC.	25	161	98
882 PHOTO.CINEMATOGRPH.SUPPL	72 939	161 069	97 407	786 TRAILERS,SEMI-TRAILR,ETC	52	72	46
883 CINE.FILM EXPOS.DEVELOPD	143	2 034	1 230	813 LIGHTING FIXTURES ETC.NES	27	183	109
884 OPTICAL GOODS NES	2 815	116 168	70 420	821 FURNITURE,CUSHIONS,ETC.	179	245	149
885 WATCHES AND CLOCKS	3 963	48 168	29 120	831 TRUNK,SUIT-CASES,BAG,ETC	42	184	110
891 ARMS AND AMMUNITION	4 278	24 121	14 609	841 MENS,BOYS CLOTHING,X-KNIT	24	295	181
892 PRINTED MATTER	890 064	999 004	604 045	842 WOMEN,GIRL CLOTHING,XKNIT	36	1 234	746
893 ARTICLES,NES,OF PLASTICS	661 961	628 693	380 513	844 WOMEN,GIRLS CLOTHING,KNIT	6	126	72
894 BABY CARRIAGE,TOYS,GAMES	121 816	244 457	147 790	845 OTHR.TEXTILE APPAREL,NES	36	648	396
895 OFFICE,STATIONERY SUPPLS	24 080	60 059	36 367	846 CLOTHING ACCESSRS,FABRIC	45	409	241
896 WORKS OF ART,ANTIQUE ETC	794	48 399	29 304	848 CLOTHING,NONTXTL;HEADGEAR	27	1 033	625
897 GOLD,SILVERWARE,JEWEL NES	891	175 407	105 808	851 FOOTWEAR	35	233	143
898 MUSICAL INSTRUMENTS,ETC.	81 127	398 634	241 014	871 OPTICAL INSTRUMENTS,NES	1	543	326
899 MISC MANUFACTRD GOODS NES	87 746	154 685	93 593	872 MEDICAL INSTRUMENTS NES	55	376	227
941 COMPL IND PLANT CHAPT 99	21	344	211	873 METERS,COUNTERS,NES	4	66	42
961 COIN NONGOLD NONCURRENT	121	12 974	7 888	874 MEASURE,CONTROL INSTRMNT	4	191	114
971 GOLD,NONMONTARY EXCL ORES	8	22 903	13 770	881 PHOTOGRAPH APPAR.ETC.NES	56	1 210	733
972 MONETARY GOLD,GOLD COINS	12	21 062	12 740	884 OPTICAL GOODS NES	2	144	85
				885 WATCHES AND CLOCKS	41	873	523
FAEROE IS				891 ARMS AND AMMUNITION	94	705	421
IMPORTS	117 082	47 078	28 480	892 PRINTED MATTER	102	135	78
				893 ARTICLES,NES,OF PLASTICS	139	184	110
034 FISH,FRESH,CHILLED,FROZN	110 040	45 360	27 429	894 BABY CARRIAGE,TOYS,GAMES	238	1 525	921
035 FISH,DRIED,SALTED,SMOKED	737	283	173	895 OFFICE,STATIONERY SUPPLS	19	1 442	855
036 CRUSTACEANS,MOLLUSCS ETC	173	130	80	897 GOLD,SILVERWARE,JEWEL NES		313	188
037 FISH ETC.PRPD,PRSD,NES	293	387	234	898 MUSICAL INSTRUMENTS,ETC.	110	931	567
				899 MISC MANUFACTRD GOODS NES	91	259	154

7 IMPORTS AND EXPORTS (SPECIAL TRADE) BY COUNTRIES OF PRODUCTION AND CONSUMPTION AND BY GROUPS OF THE SITC-REV. III 1993

GROUP DESCRIPTION	DT = 100 KG	1 000 DM	1 000 \$	GROUP DESCRIPTION	DT = 100 KG	1 000 DM	1 000 \$
961 COIN NONGOLD NONCURRENT	1	89	54	821 FURNITURE,CUSHIONS,ETC.	173	991	609
GIBRALTAR				831 TRUNK,SUIT-CASES,BAG,ETC	2 510	4 639	2 807
IMPORTS	357	601	364	841 MENS,BOYS CLOTHNG,X-KNIT	10 462	50 877	30 742
781 PASS.MOTOR VEHCLS.EX.BUS	63	119	70	842 WOMEN,GIRL CLOTHNG,XKNIT	4 137	36 779	22 267
896 WORKS OF ART,ANTIQUE ETC		267	162	843 MENS,BOYS CLOTHING,KNIT	225	758	453
961 COIN NONGOLD NONCURRENT		58	36	844 WOMEN,GIRLS CLOTHNG,KNIT	483	2 725	1 644
EXPORTS	56 204	22 163	13 229	845 OTHR.TEXTILE APPAREL,NES	1 381	5 611	3 403
022 MILK AND CREAM	3 655	344	206	848 CLOTHNG,NONTXTL;HEADGEAR	151	3 220	1 933
048 CEREAL PREPARATIONS	273	102	61	851 FOOTWEAR	2 811	40 686	24 600
061 SUGARS,MOLASSES,HONEY	5 835	294	178	871 OPTICAL INSTRUMENTS,NES	3	106	64
112 ALCOHOLIC BEVERAGES	1 729	291	175	872 MEDICAL INSTRUMENTS NES	44	821	490
553 PERFUMERY,COSMETICS,ETC.	277	540	321	874 MEASURE,CONTROL INSTRMNT	81	1 106	675
621 MATERIALS OF RUBBER	200	62	37	884 OPTICAL GOODS NES	445	34 451	20 880
629 ARTICLES OF RUBBER, NES	8	56	33	885 WATCHES AND CLOCKS	1 156	7 176	4 343
642 PAPER,PAPERBOARD,CUT ETC	520	245	147	892 PRINTED MATTER	83	94	56
653 FABRICS,MAN-MADE FIBRES	14	62	37	893 ARTICLES,NES,OF PLASTICS	1 616	4 534	2 738
691 METALLIC STRUCTURES NES	420	174	108	894 BABY CARRIAGE,TOYS,GAMES	16 532	45 239	27 460
713 INTRNL COMBUS PSTN ENGIN	152	485	296	896 WORKS OF ART,ANTIQUE ETC		306	185
723 CIVIL ENGINEERING EQUIPT	42	195	118	897 GOLD,SILVERWARE,JEWEL NES		165	96
743 PUMPS NES,CENTRIFUGS ETC	6	66	40	898 MUSICAL INSTRUMENTS,ETC.	8	121	73
744 MECHANICAL HANDLING EQUIP	16	64	39	899 MISC MANUFCTRO GOODS NES	51	1 077	651
761 TELEVISION RECEIVERS ETC	23	91	56	961 COIN NONGOLD NONCURRENT		60	38
764 TELECOMM.EQUIP.PARTS NES	10	117	68	971 GOLD,NONMONTY EXCL ORES		52	31
775 DOM.ELEC,NON-ELEC.EQUIPT	47	111	64	972 MONETARY GOLD,GOLD COINS		50	30
778 ELECTRIC.MACH.APPART.NES	190	166	99	EXPORTS	383 564	456 643	273 783
781 PASS.MOTOR VEHCLS.EX.BUS	1 310	4 927	2 957	017 MEAT,OFFL.PRPD,PRSD,NES	139	104	62
793 SHIP,BOAT,FLOAT.STRUCTRS	40 052	4 750	2 800	022 MILK AND CREAM	13 565	2 452	1 499
842 WOMEN,GIRL CLOTHNG,XKNIT	11	318	185	023 BUTTER,OTHER FAT OF MILK	556	152	93
845 OTHR.TEXTILE APPAREL,NES	2	67	36	024 CHEESE AND CURD	17 401	7 136	4 329
871 OPTICAL INSTRUMENTS,NES		64	39	025 EGGS,BIRDS,YOLKS,ALBUMIN	2 956	1 390	835
872 MEDICAL INSTRUMENTS NES	4	190	114	048 CEREAL PREPARATIONS	3 460	805	485
971 GOLD,NONMONTY EXCL ORES		1 589	931	054 VEGETABLES		92	56
972 MONETARY GOLD,GOLD COINS	3	5 265	3 186	056 VEGETABLES,PRPD,PRSD,NES		785	293
VATICAN CITY				057 FRUIT,NUTS EXCL.OIL NUTS		276	123
IMPORTS	21	679	414	058 FRUIT,PRESERVED,PREPARED	1 553	551	329
896 WORKS OF ART,ANTIQUE ETC		427	259	059 FRUIT, VEGETABLE JUICES		104	59
EXPORTS	2 081	2 777	1 672	062 SUGAR CONFECTIONERY		517	242
023 BUTTER,OTHER FAT OF MILK	396	131	78	071 COFFEE,COFFEE SUBSTITUTE		62	118
024 CHEESE AND CURD	457	234	139	073 CHOCOLATE,OTH.COCOA PREP	1 073	844	509
122 TOBACCO, MANUFACTURED	22	112	67	081 ANIMAL FEED STUFF	3 259	361	216
542 MEDICAMENTS	21	85	50	098 EDIBLE PROD.PREPTNS,NES	4 853	3 749	2 279
642 PAPER,PAPERBOARD,CUT ETC	1	138	85	111 NON-ALCOHOL.BEVERAGE,NES	2 538	211	129
658 TEXTILE ARTICLES NES	7	51	31	112 ALCOHOLIC BEVERAGES		983	227
741 HEATING,COOLING EQUIP,PART	766	835	501	121 TOBACCO, UNMANUFACTURED		138	144
764 TELECOMM.EQUIP.PARTS NES	25	312	187	122 TOBACCO, MANUFACTURED		291	224
781 PASS.MOTOR VEHCLS.EX.BUS	32	112	68	232 SYNTHETIC RUBBER, ETC.	2 022	652	394
872 MEDICAL INSTRUMENTS NES		302	184	278 OTHER CRUDE MINERALS	10 359	167	99
892 PRINTED MATTER	38	195	116	288 NON-FERROUS WASTE,SCRAP	129	58	36
MALTA				334 PETROLEUM PRODUCTS	283	55	32
IMPORTS	63 437	353 053	213 900	431 ANIMAL,VEG.FATS,OILS,NES	2 303	276	166
022 MILK AND CREAM	428	127	77	513 CARBOXYLIC ACIDS,DERIVTS	299	170	103
263 COTTON	35	50	30	515 ORGANO-INORGANIC COMPNDS	41	102	61
267 OTHER MAN-MADE FIBRES	413	55	34	516 OTHER ORGANIC CHEMICALS	79	212	125
268 WOOL, OTHER ANIMAL HAIR	63	161	95	522 INORGANIC CHEM.ELEMENTS	2 410	337	205
288 NON-FERROUS WASTE,SCRAP	713	196	116	523 METAL.SALTS,INORGAN.ACID	7 204	912	551
542 MEDICAMENTS	283	1 031	625	524 OTHER CHEMICAL COMPOUNDS	626	791	481
551 ESSNTL.OIL,PERFUME,FLAVR	20	218	137	531 SYNTH.COLOURS,LAKES,ETC.	31	93	54
553 PERFUMERY,COSMETICS,ETC.	1 530	1 088	658	533 PIGMENTS, PAINTS, ETC.	2 606	2 162	1 309
579 PLASTIC WASTE, SCRAP ETC	976	59	35	541 MEDICINES,ETC.EXC.GRP542	123	750	452
598 MISC.CHEMICAL PRODTS,NES	266	149	92	542 MEDICAMENTS	669	4 496	2 715
612 MANUFACT. LEATHER ETC.NES	140	832	503	551 ESSNTL.OIL,PERFUME,FLAVR	420	1 058	638
613 FURSKINS,TANNED,DRESSED	3	75	45	553 PERFUMERY,COSMETICS,ETC.	1 957	2 647	1 590
625 RUBBER TYRES,TUBES,ETC.	100	83	49	554 SOAP,CLEANERS,POLISH,ETC	3 766	1 231	734
629 ARTICLES OF RUBBER, NES	575	6 001	3 645	571 POLYMERS OF ETHYLENE	2 771	435	265
651 TEXTILE YARN	20	58	34	572 POLYMERS OF STYRENE	16 946	5 228	3 155
655 KNIT.CROCHET.FABRIC NES	534	718	436	573 POLYMERS,VINYL CHLORIDE	325	95	55
657 SPECIAL YARN,TXTL.FABRIC	70	316	193	574 POLYACETAL,POLYCARBONATE	1 963	1 344	816
663 MINERAL MANUFACTURES,NES	333	148	89	575 OTH.PLASTIC,PRIMARY FORM	4 458	2 255	1 356
684 ALUMINIUM	1 446	575	351	579 PLASTIC WASTE, SCRAP ETC	61	85	52
694 NAILS,SCREWS,NUTS,ETC.	34	163	98	581 PLASTIC TUBE,PIPE,HOSE	322	667	395
695 TOOLS	27	738	447	582 PLASTIC PLATE,SHEETS,ETC	2 573	3 075	1 843
697 HOUSEHOLD EQUIPMENT,NES	1 639	2 102	1 272	583 MONOFILAMENT OF PLASTICS	597	336	201
699 MANUFACTS.BASE METAL,NES	398	1 468	888	591 INSECTICIDES, ETC.	596	667	414
713 INTRNL COMBUS PSTN ENGIN	194	2 892	1 773	592 STARCHES,INULIN,ETC.	1 760	912	553
727 FOOD-PROCESS.MCH.NON DOM	19	105	65	597 PREPRD ADDITIVES,LIQUIDS	494	201	116
728 OTH.MACH,PTS,SPCL INDUST	62	745	436	598 MISC.CHEMICAL PRODTS,NES	2 938	3 126	1 882
741 HEATING,COOLING EQUIP,PART	1 023	2 205	1 341	611 LEATHER	2 547	19 594	11 859
742 PUMPS FOR LIQUIDS,PARTS	18	224	134	613 FURSKINS,TANNED,DRESSED	83	2 449	1 467
744 MECHANICAL HANDLING EQUIP	180	80	50	621 MATERIALS OF RUBBER	52	105	63
745 OTH.NONELEC MCH,TOOL,NES	66	816	492	625 RUBBER TYRES,TUBES,ETC.	1 186	568	342
747 TAPS,COCKS,VALVES,ETC.	33	243	149	629 ARTICLES OF RUBBER, NES	240	1 085	652
748 TRANSMISSIONS SHAFTS ETC	76	104	66	634 VENEERS, PLYWOOD, ETC.	3 374	829	499
749 NON-ELECT MACH.PARTS,ETC	33	1 235	745	635 WOOD MANUFACTURES, NES	481	256	151
759 PARTS,FOR OFFICE MACHINS	14	12 628	7 537	641 PAPER AND PAPERBOARD	6 389	3 025	1 827
761 TELEVISION RECEIVERS ETC	3 135	7 478	4 540	642 PAPER,PAPERBOARD,CUT ETC	14 213	5 775	3 476
764 TELECOMM.EQUIP.PARTS NES	15	214	129	651 TEXTILE YARN	480	2 163	1 304
771 ELECT POWER MACHNY.PARTS	11	132	81	652 COTTON FABRICS, WOVEN	5 480	10 231	6 192
772 ELEC.SWITCH.RELAY.CIRCUIT	1 739	18 296	11 055	653 FABRICS,MAN-MADE FIBRES	3 910	14 694	8 906
773 ELECTR DISTRIB.EQPT NES	225	1 002	604	654 OTH.TEXTILE FABRIC,WOVEN	2 271	12 091	7 312
775 DOM.ELEC,NON-ELEC.EQUIPT	473	3 778	1 937	655 KNIT.CROCHET.FABRIC NES	763	1 941	1 168
776 TRANSISTORS,VALVES,ETC.	293	32 432	19 897	656 TULLE,LACE,EMBROIDRY.ETC	251	883	535
778 ELECTRIC.MACH.APPART.NES	12	1 876	1 145	657 SPECIAL YARN,TXTL.FABRIC	2 793	6 137	3 710
782 GOODS,SPCL TRANSPORT VEH	99	130	79	658 TEXTILE ARTICLES NES	82	269	165
784 PARTS,TRACTORS,MOTOR VEH	43	161	94	659 FLOOR COVERINGS, ETC.	127	100	62
792 AIRCRAFT,ASSOCTD.EQUIPNT	3	373	221	661 LIME,CEMENT,CONSTR.MATRL	1 583	70	44
				662 CLAY,REFRCT.CONSTR.MATRL	1 072	211	127
				663 MINERAL MANUFACTURES,NES	2 053	832	499
				664 GLASS	935	198	116
				665 GLASSWARE	6 374	843	507
				666 POTTERY	2 239	587	355
				673 FLAT-ROLLED IRON ETC.	2 201	206	127
				674 FLAT-ROLLED PLATED IRON	15 018	2 011	1 219
				675 FLAT-ROLLED, ALLOY STEEL	6 057	1 987	1 214
				676 IRON, STL.BAR,SHAPES ETC.	824	205	123
				679 TUBES,PIPES,ETC.IRON,STL	2 529	820	486
				681 SILVER,PLATINUM,ETC.	53	1 104	664

7 IMPORTS AND EXPORTS (SPECIAL TRADE) BY COUNTRIES OF PRODUCTION AND CONSUMPTION AND BY GROUPS OF THE SITC-REV. III 1993

GROUP DESCRIPTION	DT = 100 KG	1 000 DM	1 000 \$	GROUP DESCRIPTION	DT = 100 KG	1 000 DM	1 000 \$
682 COPPER	2 063	1 609	971	121 TOBACCO, UNMANUFACTURED	76 575	63 839	38 734
683 NICKEL	45	250	149	211 HIDES, SKINS (EX. FURS), RAW	745	299	177
684 ALUMINIUM	592	847	513	212 FURSKINS, RAW	20	355	209
691 METALLIC STRUCTURES NES	5 728	1 125	678	222 OILSEED (SFT. FIX VEG. OIL)	2 623	504	299
692 CONTAINERS, STORAGE, TRNSP	787	769	468	223 OILSEED (OTH. FIX. VEG. OIL)	23 329	5 628	3 399
693 WIRE PRODUCTS EXCL. ELECT	228	245	144	248 WOOD, SIMPLY WORKED	11 033	610	372
694 NAILS, SCREWS, NUTS, ETC.	898	1 346	801	263 COTTON	286 085	20 563	12 348
695 TOOLS	594	3 380	2 040	266 SYNTHETIC FIBRES	3 765	960	582
696 CUTLERY	127	637	378	267 OTHER MAN-MADE FIBRES	755	76	46
697 HOUSEHOLD EQUIPMENT, NES	331	348	206	268 WOOL, OTHER ANIMAL HAIR	673	200	121
699 MANUFACT. BASE METAL, NES	1 605	3 455	2 087	273 STONE, SAND AND GRAVEL	96 173	3 278	1 983
711 STEAM GENER. BOILERS, ETC.	8	56	33	277 NATURAL ABRASIVES, NES	35 665	931	564
713 INTRNL COMBUS PSTN ENGIN	620	3 836	2 304	278 OTHER CRUDE MINERALS	509 484	21 024	12 750
716 ROTATING ELECTRIC PLANT	330	1 465	877	282 FERROUS WASTE AND SCRAP	26 087	2 773	1 667
718 OTH. POWR. GENRTNG. MACHNRY	2	57	30	287 ORE, CONCENTR. BASE METALS	466 381	9 267	5 588
721 AGRIC. MACHINES, EX. TRACTR	403	246	152	288 NON-FERROUS WASTE, SCRAP	2 952	798	475
723 CIVIL ENGINEERING EQUIPT	150	503	307	291 CRUDE ANIMAL MATERIALS, NES	16 543	46 384	27 995
724 TEXTILE, LEATHER MACHINES	608	5 211	3 151	292 CRUDE VEG. MATERIALS, NES	34 254	7 489	4 539
725 PAPER, PULP MILL MACHINES	54	142	86	334 PETROLEUM PRODUCTS	581 209	10 165	6 215
726 PRINTNG, BOOKBINDNG MACHS	217	1 475	891	335 RESIDUAL PETROL. PRODUCTS	717	87	52
727 FOOD-PROCESS. MCH. NON DOM	99	752	461	421 FIXED VEG. FAT, OILS, SOFT	2 616	579	350
728 OTH. MACH. PTS, SPCL INDUST	1 728	11 205	6 749	513 CARBOXYLIC ACIDS, DERIVTS	2 913	866	525
731 METAL REMOVAL WORK TOOLS	112	371	228	514 NITROGEN-FUNCT. COMPOUNDS	4 206	1 780	1 066
733 MACH-TOOLS, METAL-WORKING	371	1 333	816	515 ORGANO-INORGANIC COMPNDS	2 505	404	245
735 PARTS, NES, FOR MACH-TOOLS	44	978	583	522 INORGANIC CHEM. ELEMENTS	59 734	4 733	2 844
737 METALWORKING MACHNRY NES	49	526	318	523 METAL, SALTS, INORGAN. ACID	145 112	10 302	6 159
741 HEATING, COOLING EQUIP, PART	1 046	2 286	1 378	524 OTHER CHEMICAL COMPOUNDS	2 600	439	268
742 PUMPS FOR LIQUIDS, PARTS	261	2 020	1 214	532 DYEING, TANNING MATERIALS	1 049	191	114
743 PUMPS NES, CENTRIFUGS ETC	714	2 570	1 565	541 MEDICINES, ETC. EXC. GRPS 42	1 163	5 074	3 011
744 MECHANICAL HANDLING EQUIP	346	599	359	542 MEDICAMENTS	476	1 318	806
745 OTH. NONELEC. MCH. TOOL, NES	568	3 498	2 117	551 ESSNTL. OIL, PERFUME, FLAVR	266	849	510
746 BALL OR ROLLER BEARINGS	26	62	39	553 PERFUMERY, COSMETICS, ETC.	1 347	1 040	619
747 TAPS, COCKS, VALVES, ETC.	693	2 445	1 461	554 SOAP, CLEANERS, POLISH, ETC	2 542	864	530
748 TRANSMISSIONS SHAFTS ETC	93	338	208	571 POLYMERS OF ETHYLENE	7 405	1 088	660
749 NON-ELECT MACH. PARTS, ETC	927	12 325	7 427	572 POLYMERS OF STYRENE	782	52	32
751 OFFICE MACHINES	112	793	477	573 POLYMERS, VINYL CHLORIDE	4 403	950	574
752 AUTOMATC. DATA PROC. EQUIP	353	3 508	2 144	574 POLYACETAL, POLYCARBONATE	455	149	90
759 PARTS, FOR OFFICE MACHINES	55	733	446	575 OTH. PLASTIC, PRIMARY FORM	105 384	6 539	3 932
761 TELEVISION RECEIVERS ETC	106	310	184	581 PLASTIC TUBE, PIPE, HOSE	1 117	964	582
762 RADIO-BROADCAST RECEIVER	22	87	53	582 PLASTIC PLATE, SHEETS, ETC	1 094	517	313
763 SOUND RECORDER, PHONOGRPH	14	127	80	591 INSECTICIDES, ETC.	853	878	523
764 TELECOMM. EQUIP. PARTS NES	58	573	345	592 STARCHES, INULIN, ETC.	251	79	50
771 ELECT POWER MACHNRY, PARTS	139	463	280	598 MISC. CHEMICAL PRODS. NES	4 307	262	156
772 ELECT. SWITCH, RELAY, CIRCUIT	723	7 036	4 218	611 LEATHER	205	1 120	684
773 ELECTR. DISTRIBUT. EQPT NES	6 999	8 920	5 431	612 MANUFACT. LEATHER ETC. NES	137	343	206
774 ELECTRO-MEDCL. XRAY EQUIP	1	394	233	613 FURSKINS, TANNED, DRESSED	50	318	194
775 DOM. ELEC. NON-ELEC. EQUIPT	2 966	4 216	2 547	621 MATERIALS OF RUBBER	10 939	6 199	3 749
776 TRANSISTORS, VALVES, ETC.	58	27 919	16 896	625 RUBBER TYRES, TUBES, ETC.	22 912	11 671	7 052
778 ELECTRIC MACH. APPART. NES	1 075	3 983	2 394	629 ARTICLES OF RUBBER, NES	13 340	10 314	6 229
781 PASS. MOTOR VEHCLS. EX. BUS	5 627	16 236	9 838	634 VENEERS, PLYWOOD, ETC.	2 152	353	216
782 GOODS, SPCL. TRANSPORT VEH	31	63	40	635 WOOD MANUFACTURES, NES	1 636	1 285	772
783 ROAD MOTOR VEHICLES NES	81	200	123	641 PAPER AND PAPERBOARD	5 081	1 132	686
784 PARTS, TRACTORS, MOTOR VEH	626	1 983	1 198	642 PAPER, PAPERBOARD, CUT ETC	4 358	2 038	1 235
792 AIRCRAFT, ASSOCTD. EQUIPNT	8	388	235	651 TEXTILE YARN	98 750	55 362	33 399
793 SHIP, BOAT, FLOAT, STRUCTRS	108 852	112 081	65 627	652 COTTON FABRICS, WOVEN	20 231	24 114	14 654
812 PLUMBING, SANITRY, EQPT, ETC	557	460	276	653 FABRICS, MAN-MADE FIBRES	11 012	27 952	16 813
813 LIGHTING FIXTURES ETC. NES	130	299	180	654 OTH. TEXTILE FABRIC, WOVEN	2 428	6 488	3 936
821 FURNITURE, CUSHIONS, ETC.	670	906	540	655 KNIT, CROCHET, FABRIC NES	4 777	7 594	4 587
831 TRUNK, SUIT-CASES, BAG, ETC	46	167	100	656 TULLE, LACE, EMBROIDRY, ETC	1 938	6 271	3 799
841 MENS, BOYS CLOTHING, X-KNIT	73	747	460	657 SPECIAL YARN, TXTL. FABRIC	13 674	10 072	6 109
842 WOMEN, GIRL CLOTHING, XKNIT	23	379	221	658 TEXTILE ARTICLES NES	167 768	203 584	122 993
845 OTHR. TEXTILE APPAREL, NES	29	310	183	659 FLOOR COVERINGS, ETC.	8 954	77 257	46 571
846 CLOTHING ACCESSRS, FABRIC	218	1 411	857	661 LIME, CEMENT, CONSTR. MATRL	357 192	16 920	10 230
848 CLOTHING, NONTXLT, HEADGEAR	348	2 310	1 394	662 CLAY, REFRACT. CONSTR. MATRL	836 057	57 332	34 703
851 FOOTWEAR	534	1 493	900	663 MINERAL MANUFACTURES, NES	9 111	2 810	1 716
871 OPTICAL INSTRUMENTS, NES	6	305	183	664 GLASS	172 912	11 857	7 181
872 MEDICAL INSTRUMENTS NES	176	1 537	924	665 GLASSWARE	141 200	46 321	28 014
874 MEASURE, CONTROL INSTRMNT	131	2 732	1 646	666 POTTERY	7 848	4 528	2 730
881 PHOTOGRAPH APPAR. ETC. NES	71	730	442	667 PEARLS, PRECIOUS STONES			
882 PHOTO. CINEMATOGRPH. SUPPL	939	1 622	984	671 PIG IRON, SPIEGELEISN, ETC	7 429	1 154	699
884 OPTICAL GOODS NES	311	14 285	8 651	672 INGOTS ETC. IRON OR STEEL	8 079	584	352
885 WATCHES AND CLOCKS	1 157	4 615	2 779	675 FLAT-ROLLED, ALLOY STEEL	104	87	51
892 PRINTED MATTER	2 320	2 953	1 777	676 IRON, STL. BAR, SHAPES ETC.	74 961	5 140	3 131
893 ARTICLES, NES, OF PLASTICS	2 876	3 216	1 935	679 TUBES, PIPES, ETC. IRON, STL	114 273	11 401	6 894
894 BABY CARRIAGE, TOYS, GAMES	1 771	2 747	1 671	681 SILVER, PLATINUM, ETC.	14	341	208
895 OFFICE, STATIONERY SUPPLS	312	817	483	682 COPPER	14 141	4 712	2 787
898 MUSICAL INSTRUMENTS, ETC.	228	1 858	1 119	684 ALUMINIUM	87 315	29 848	17 995
899 MISC MANUFACTD GOODS NES	548	2 861	1 731	689 MISC. NON-FERR. BASE METAL	1 052	384	228
971 GOLD, NONMONTY EXCL ORES		831	506	691 METALLIC STRUCTURES NES	5 082	4 324	2 607
				692 CONTAINERS, STORAGE, TRNSP	4 698	4 630	2 796
				693 WIRE PRODUCTS EXCL. ELECT	15 236	5 681	3 442
				694 NAILS, SCREWS, NUTS, ETC.	7 415	2 206	1 342
				695 TOOLS	2 411	4 594	2 777
				696 CUTLERY	588	558	332
				697 HOUSEHOLD EQUIPMENT, NES	41 937	31 348	18 981
				699 MANUFACT. BASE METAL, NES	44 307	17 980	10 869
				713 INTRNL COMBUS PSTN ENGIN	15 643	49 568	29 951
				714 ENGINES, MOTORS NON-ELECT	2 222	1 704	1 061
				716 ROTATING ELECTRIC PLANT	9 290	6 575	3 946
				718 OTH. POWR. GENRTNG. MACHNRY	144	200	122
				721 AGRIC. MACHINES, EX. TRACTR	4 514	1 772	1 075
				723 CIVIL ENGINEERING EQUIPT	4 070	2 080	1 248
				724 TEXTILE, LEATHER MACHINES	948	1 457	867
				725 PAPER, PULP MILL MACHINES	71	50	31
				726 PRINTNG, BOOKBINDNG MACHS	186	616	367
				727 FOOD-PROCESS. MCH. NON DOM	2 246	1 172	705
				728 OTH. MACH. PTS, SPCL INDUST	6 845	3 946	2 392
				731 METAL REMOVAL WORK TOOLS	542	472	286
				733 MACH-TOOLS, METAL-WORKING	14 836	7 989	4 847
				735 PARTS, NES, FOR MACH-TOOLS	880	1 068	635
				737 METALWORKING MACHNRY NES	1 016	883	533
				741 HEATING, COOLING EQUIP, PART	8 255	14 392	8 641
				742 PUMPS FOR LIQUIDS, PARTS	2 862	6 515	3 922
				743 PUMPS NES, CENTRIFUGS ETC	15 242	5 196	3 140
				744 MECHANICAL HANDLING EQUIP	5 238	2 351	1 415
				745 OTH. NONELEC. MCH. TOOL, NES	319	1 179	723
				746 BALL OR ROLLER BEARINGS	219	389	233
				747 TAPS, COCKS, VALVES, ETC.	4 401	8 027	4 817
TURKEY							
IMPORTS							
012 OTHER MEAT, MEAT OFFAL	972	1 200	708	697 HOUSEHOLD EQUIPMENT, NES	41 937	31 348	18 981
024 CHEESE AND CURD	1 420	959	580	699 MANUFACT. BASE METAL, NES	44 307	17 980	10 869
034 FISH, FRESH, CHILLED, FROZN	3 399	1 499	900	713 INTRNL COMBUS PSTN ENGIN	15 643	49 568	29 951
036 CRUSTACEANS, MOLLUSCS ETC	429	670	402	714 ENGINES, MOTORS NON-ELECT	2 222	1 704	1 061
037 FISH ETC. PREPD, PRSVD. NES	9 460	5 388	3 239	716 ROTATING ELECTRIC PLANT	9 290	6 575	3 946
042 RICE	1 022	102	61	718 OTH. POWR. GENRTNG. MACHNRY	144	200	122
046 MEAL, FLOUR OF WHEAT, MSLN	1 129	125	69	721 AGRIC. MACHINES, EX. TRACTR	4 514	1 772	1 075
047 OTHER CEREAL MEAL, FLOURS	404	106	63	723 CIVIL ENGINEERING EQUIPT	4 070	2 080	1 248
048 CEREAL PREPARATIONS	44 331	6 476	3 923	724 TEXTILE, LEATHER MACHINES	948	1 457	867
054 VEGETABLES	454 649	74 327	45 008	725 PAPER, PULP MILL MACHINES	71	50	31
056 VEGETABLES, PRPD, PRSVD, NES	636 323	116 583	70 275	726 PRINTNG, BOOKBINDNG MACHS	186	616	367
057 FRUIT, NUTS EXCL. OIL NUTS	1 331 134	398 419	240 432	727 FOOD-PROCESS. MCH. NON DOM	2 246	1 172	705
058 FRUIT, PRESERVED, PREPARED	307 868	104 358	62 849	728 OTH. MACH. PTS, SPCL INDUST	6 845	3 946	2 392
059 FRUIT, VEGETABLE JUICES	201 334	31 152	18 826	731 METAL REMOVAL WORK TOOLS	542	472	286
061 SUGARS, MOLASSES, HONEY	18 450	5 526	3 365	733 MACH-TOOLS, METAL-WORKING	14 836	7 989	4 847
062 SUGAR CONFECTIONERY	10 861	3 198	1 927	735 PARTS, NES, FOR MACH-TOOLS	880	1 068	635
071 COFFEE, COFFEE SUBSTITUTE	97	65	35	737 METALWORKING MACHNRY NES	1 016	883	533
073 CHOCOLATE, OTH. COCOA PREP	1 526	572	344	741 HEATING, COOLING EQUIP, PART	8 255	14 392	8 641
074 TEA AND MATE	7 713	2 620	1 588	742 PUMPS FOR LIQUIDS, PARTS	2 862	6 515	3 922
075 SPICES	21 794	9 887	5 958	743 PUMPS NES, CENTRIFUGS ETC	15 242	5 196	3 140
081 ANIMAL FEED STUFF	6 489	688	425	744 MECHANICAL HANDLING EQUIP	5 238	2 351	1 415
098 EDIBLE PROD. PREPRTNS, NES	25 034	7 460	4 508	745 OTH. NONELEC. MCH. TOOL, NES	319	1 179	723
111 NON-ALCOHOL. BEVERAGE, NES	51 444	1 784	1 077	746 BALL OR ROLLER BEARINGS	219	389	233
112 ALCOHOLIC BEVERAGES	27 917	13 905	8 395	747 TAPS, COCKS, VALVES, ETC.	4 401	8 027	4 817

7 IMPORTS AND EXPORTS (SPECIAL TRADE) BY COUNTRIES OF PRODUCTION AND CONSUMPTION AND BY GROUPS OF THE SITC-REV. III 1993

GROUP DESCRIPTION	DT = 100 KG	1 000 DM	1 000 \$	GROUP DESCRIPTION	DT = 100 KG	1 000 DM	1 000 \$
748 TRANSMISSIONS SHAFTS ETC	13 771	4 294	2 591	282 FERROUS WASTE AND SCRAP	4 741 950	84 004	50 973
749 NON-ELECT. MACH. PARTS, ETC	465	988	597	285 ALUMINIUM ORE, CONCR. ETC	21 121	2 740	1 654
751 OFFICE MACHINES	80	232	135	288 NON-FERROUS WASTE, SCRAP	5 438	901	543
752 AUTOMATC. DATA PROC. EQUIP	66	1 167	705	291 CRUDE ANIMAL MATERIALS, NES	4 559	3 080	1 852
759 PARTS, FOR OFFICE MACHINES	75	1 994	1 184	292 CRUDE VEG. MATERIALS, NES	2 206	11 677	7 082
761 TELEVISION RECEIVERS ETC	27 982	51 939	31 305	321 COAL, NOT AGGLOMERATED	760	60	37
764 TELECOMM. EQUIP. PARTS, NES	766	6 773	4 062	322 BRIQUETTES, LIGNITE, PEAT	61 448	1 824	1 080
771 ELECT. POWER MACHINRY, PARTS	40 361	37 162	22 429	334 PETROLEUM PRODUCTS	42 139	6 631	4 006
772 ELEC. SWITCH, RELAY, CIRCUIT	1 781	4 250	2 564	335 RESIDUAL PETROL. PRODUCTS	33 000	3 394	2 050
773 ELECTR. DISTRIB. EQPT, NES	92 486	197 934	120 017	342 LIQUEFIED PROPANE, BUTANE	1 892	303	186
775 DOM. ELEC. NON-ELEC. EQUIPT	21 334	12 975	7 818	411 ANIMAL OILS AND FATS	12 222	1 634	985
776 TRANSISTORS, VALVES, ETC.	8	732	434	422 FIXED VEG. FAT, OILS, OTHER	2 026	407	247
778 ELECTRIC MACH. APPARAT. NES	1 743	8 888	5 343	431 ANIMAL, VEG. FATS, OILS, NES	16 854	3 644	2 216
781 PASS. MOTOR VEHCLS. EX. BUS	361	450	271	511 HYDROCARBONS, NES, DERIVTS	29 145	6 412	3 877
782 GOODS, SPCL. TRANSPORT VEH	914	812	480	512 ALCOHOL, PHENOL, ETC. DERIV	84 819	16 469	9 966
783 ROAD MOTOR VEHICLES NES	5 327	15 568	9 256	513 CARBOXYLIC ACIDS, DERIVTS	124 823	33 655	20 306
784 PARTS, TRACTORS, MOTOR VEH	91 384	54 237	32 806	514 NITROGEN-FUNCT. COMPOUNDS	112 406	41 012	24 842
785 CYCLES, MOTORCYCLES ETC.	471	143	90	515 ORGANO-INORGANIC COMPNDS	21 581	64 100	38 882
786 TRAILERS, SEMI-TRAILER, ETC	2 572	788	479	516 OTHER ORGANIC CHEMICALS	80 234	18 841	11 403
792 AIRCRAFT, ASSOC'D. EQUIPNT	397	93 836	55 863	522 INORGANIC CHEM. ELEMENTS	221 991	21 361	12 915
793 SHIP, BOAT, FLOAT, STRUCTRS	362	144	89	523 METAL, SALTS, INORGAN. ACID	210 582	34 431	20 854
811 PREFABRICATED BUILDINGS	7 813	1 891	1 154	524 OTHER CHEMICAL COMPOUNDS	8 746	3 760	2 263
812 PLUMBING, SANITARY, EQPT, ETC	156 322	43 478	26 286	525 RADIO-ACTIVE MATERIALS	8	396	237
813 LIGHTING FIXTURES ETC. NES	7 038	6 263	3 787	531 SYNTH. COLOURS, LAKES, ETC.	55 543	136 507	82 628
821 FURNITURE, CUSHIONS, ETC.	36 624	48 228	29 229	532 DYEING, TANNING MATERIALS	9 640	2 706	1 634
831 TRUNK, SUIT-CASES, BAG, ETC	5 619	30 227	18 277	533 PIGMENTS, PAINTS, ETC.	171 047	89 000	53 883
841 MENS, BOYS CLOTHING, X-KNIT	134 607	632 303	382 045	541 MEDICINES, ETC. EXC. GRP542	5 499	89 501	42 004
842 WOMEN, GIRL CLOTHING, X-KNIT	158 239	773 927	468 387	542 MEDICAMENTS	4 986	42 006	25 380
843 MENS, BOYS CLOTHING, KNIT	31 233	105 572	64 059	551 ESSNTL. OIL, PERFUME, FLAVR	5 116	11 159	6 751
844 WOMEN, GIRLS CLOTHING, KNIT	269 585	833 925	505 167	553 PERFUMERY, COSMETICS, ETC.	9 002	14 081	8 534
845 OTHR. TEXTILE APPAREL, NES	306 214	1 223 796	738 924	554 SOAP, CLEANERS, POLISH, ETC	139 909	39 110	23 649
846 CLOTHING ACCESSRS, FABRIC	44 145	83 471	50 479	562 FERTILIZER, EXCEPT GRP272	494 670	11 412	7 013
848 CLOTHING, NONTEXTL.; HEADGEAR	38 808	392 946	237 144	571 POLYMERS OF ETHYLENE	100 173	19 149	11 586
851 FOOTWEAR	5 529	15 080	9 051	572 POLYMERS OF STYRENE	114 691	22 055	13 348
871 OPTICAL INSTRUMENTS, NES	3	164	100	573 POLYMERS, VINYL CHLORIDE	42 412	10 568	6 379
872 MEDICAL INSTRUMENTS, NES	358	755	454	574 POLYACETAL, POLYCARBONATE	70 065	30 738	18 586
873 METERS, COUNTERS, NES	106	202	121	575 OTH. PLASTIC, PRIMARY FORM	218 733	99 826	60 363
874 MEASURE, CONTROL INSTRMNT	868	7 557	4 522	579 PLASTIC WASTE, SCRAP ETC	2 444	104	62
882 PHOTO. CINEMATOGPH. SUPPL	45	509	304	581 PLASTIC TUBE, PIPE, HOSE	12 105	13 686	8 248
884 OPTICAL GOODS, NES	47	323	199	582 PLASTIC PLATE, SHEETS, ETC	91 884	55 192	33 367
885 WATCHES AND CLOCKS	190	597	364	583 MONOFILAMENT OF PLASTICS	4 614	4 455	2 685
891 ARMS AND AMMUNITION	642	673	410	591 INSECTICIDES, ETC.	13 978	20 901	12 674
892 PRINTED MATTER	9 589	6 515	3 952	592 STARCHES, INULIN, ETC.	52 334	13 670	8 279
893 ARTICLES, NES, OF PLASTICS	13 516	9 281	5 607	593 EXPLOSIVES, PYROTECHNICS	429	1 142	693
894 BABY CARRIAGE, TOYS, GAMES	2 969	3 272	1 980	597 PREPRED. ADDITIVES, LIQUIDS	68 144	22 842	13 826
895 OFFICE, STATIONERY SUPPLS	267	790	482	598 MISC. CHEMICAL PRODS. NES	267 552	90 386	54 623
896 WORKS OF ART, ANTIQUE ETC	51	1 452	872	600 CPL. IND. PLANT CHAP 69-76	1 557	5 130	3 117
897 GOLD, SILVERWARE, JEWEL NES	7 70	24 002	14 532	611 LEATHER	4 277	9 816	5 930
898 MUSICAL INSTRUMENTS, ETC.	7 953	10 858	6 557	612 MANUFACT. LEATHER ETC. NES	156	1 433	860
899 MISC. MANUFACTURED GOODS NES	6 430	9 176	5 534	613 FURSKINS, TANNED, DRESSED	284	9 152	5 515
961 COIN NONGOLD NONCURRENT		192	117	621 MATERIALS OF RUBBER	5 301	7 040	4 252
971 GOLD, NONMONTY EXCL. DRES		78	46	625 RUBBER TYRES, TUBES, ETC.	23 952	15 735	9 551
972 MONETARY GOLD, GOLD COINS		305	184	629 ARTICLES OF RUBBER, NES	8 841	21 166	12 780
EXPORTS	22 535 388	8 423 109	5 086 154	633 CORK MANUFACTURES	191	261	157
001 LIVE ANIMALS	157 574	46 927	28 181	634 VENEERS, PLYWOOD, ETC.	46 231	6 327	3 846
011 BOVINE MEAT	171 856	27 530	16 690	635 WOOD MANUFACTURES, NES	11 052	4 262	2 579
012 OTHER MEAT, MEAT OFFAL	1 258	261	152	641 PAPER AND PAPERBOARD	571 831	86 791	52 515
017 MEAT, OFFL. PRPD, PRSVD, NES	1 663	1 314	787	642 PAPER, PAPERBOARD, CUT ETC	75 200	18 919	11 386
022 MILK AND CREAM	21 209	5 618	3 382	651 TEXTILE YARN	120 351	88 441	53 556
023 BUTTER, OTHER FAT OF MILK	943	248	146	652 COTTON FABRICS, WOVEN	16 991	38 012	22 893
024 CHEESE AND CURD	4 739	1 915	1 153	653 FABRICS, MAN-MADE FIBRES	31 623	108 649	65 583
034 FISH, FRESH, CHILLED, FROZN	94	70	43	654 OTH. TEXTILE FABRIC, WOVEN	18 340	88 961	53 536
036 CRUSTACEANS, MOLLUSCS ETC	76	72	42	655 KNIT, CROCHET, FABRIC NES	10 419	23 072	13 910
037 FISH ETC. PRPD, PRSVD, NES	508	261	154	656 TULLE, LACE, EMBROIDRY, ETC	2 467	12 712	7 635
041 WHEAT, MESLIN, UNMILLED	2 784 111	49 856	29 824	657 SPECIAL YARN, TEXTL. FABRIC	35 070	69 273	41 834
044 MAIZE UNMILLED	59	116	73	658 TEXTILE ARTICLES NES	2 999	5 710	3 438
045 OTHER CEREALS, UNMILLED	101 260	1 114	652	659 FLOOR COVERINGS, ETC.	3 428	9 432	5 654
048 CEREAL PREPARATIONS	4 473	2 176	1 316	661 LIME, CEMENT, CONSTR. MATRL	20 039	2 313	1 399
054 VEGETABLES	10 025	3 550	2 167	662 CLAY, REFRCT. CONSTR. MATRL	148 553	24 483	14 865
056 VEGETABLES, PRPD, PRSVD, NES	1 588	559	340	663 MINERAL MANUFACTURES, NES	57 180	29 333	17 689
057 FRUIT, NUTS EXCL. OIL NUTS	2 561	790	480	664 GLASS	24 565	12 714	7 658
058 FRUIT, PRESERVED, PREPARED	1 756	543	327	665 GLASSWARE	41 797	9 657	5 820
059 FRUIT, VEGETABLE JUICES	466	112	65	666 POTTERY	4 172	5 006	3 023
061 SUGARS, MOLASSES, HONEY	4 054	550	335	667 PEARLS, PRECIOUS STONES			
062 SUGAR CONFECTIONERY	2 417	1 306	780	671 PIG IRON, SPIEGELEISN, ETC	12 561	2 091	1 273
071 COFFEE, COFFEE SUBSTITUTE	3 878	4 180	2 547	672 INGOTS ETC. IRON OR STEEL	12 852	713	431
072 COCOA	25 600	5 867	3 567	673 FLAT-ROLLED IRON ETC.	1 284 580	75 081	45 567
073 CHOCOLATE, OTH. COCOA PREP	7 843	4 376	2 620	674 FLAT-ROLLED PLATED IRON	241 692	27 368	16 601
074 TEA AND MATE	358	487	297	675 FLAT-ROLLED, ALLOY STEEL	378 716	76 004	45 760
075 SPICES	233	190	113	676 IRON, STL. BAR, SHAPES ETC.	270 784	25 900	15 648
081 ANIMAL FEED STUFF	45 916	7 549	4 595	677 RAILWAY TRACK IRON, STEEL	6 078	1 180	728
091 MARGARINE AND SHORTENING	1 699	483	293	678 WIRE OF IRON OR STEEL	14 786	5 980	3 604
098 EDIBLE PROD. PREPRTNS, NES	42 311	15 987	9 667	679 TUBES, PIPES, ETC. IRON, STL	481 620	79 047	47 832
111 NON-ALCOHOL. BEVERAGE, NES	1 750	220	132	681 SILVER, PLATINUM, ETC.	175	2 364	1 423
112 ALCOHOLIC BEVERAGES	4 112	2 848	1 724	682 COPPER	41 727	27 290	16 486
122 TOBACCO, MANUFACTURED	2 286	8 350	5 053	683 NICKEL	681	2 230	1 344
211 HIDES, SKINS (EX. FURS), RAW	24 536	3 278	1 991	684 ALUMINIUM	87 177	36 639	22 082
212 FURSKINS, RAW	3	77	47	685 LEAD	1 522	142	88
222 OILSEED (SFT. FIX VEG. OIL)	1 045	119	72	686 ZINC	4 734	1 433	870
231 NATURAL RUBBER, ETC.	1 085	333	202	687 TIN	173	156	93
232 SYNTHETIC RUBBER, ETC.	22 277	4 822	2 904	689 MISC. NON-FERR. BASE METAL	2 664	2 216	1 346
246 WOOD IN CHIPS, PARTICLES	12 585	108	64	691 METALLIC STRUCTURES NES	83 253	28 074	16 954
247 WOOD ROUGH, ROUGH SQUARED	3 760 889	58 520	35 226	692 CONTAINERS, STORAGE, TRNSP	6 170	4 643	2 797
248 WOOD, SIMPLY WORKED	11 567	1 390	845	693 WIRE PRODUCTS EXCL. ELECT	6 967	5 511	3 333
251 PULP AND WASTE PAPER	3 952	597	358	694 NAILS, SCREWS, NUTS, ETC.	8 355	10 722	6 489
263 COTTON	437	51	30	695 TOOLS	7 640	34 541	20 819
265 VEGETABLE TEXTILE FIBRES	141	60	34	696 CUTLERY	1 870	8 121	4 929
266 SYNTHETIC FIBRES	190 734	44 236	26 745	697 HOUSEHOLD EQUIPMENT, NES	7 629	10 232	6 172
267 OTHER MAN-MADE FIBRES	54 564	31 504	19 143	699 MANUFACT. BASE METAL, NES	30 796	48 893	29 538
268 WOOL, OTHER ANIMAL HAIR	16 927	16 558	10 005	700 CPL. IND. PLANT (84/85/87)	8 900	65 290	39 232
269 WORN CLOTHING, TEXTL. ARTL	837	127	78	711 STEAM GENER. BOILERS, ETC.	1 333	2 576	1 570
272 FERTILIZERS, CRUDE	387	61	36	712 STEAM TURBINES	981	10 948	6 655
273 STONE, SAND AND GRAVEL	24 409	301	178	713 INTRNL. COMBUS. PSTN ENGIN	24 565	84 418	51 171
274 SULPHUR, UNRSTD. IRON PYRS	1 090	205	122	714 ENGINES, MOTORS NON-ELECT	142	11 475	6 955
277 NATURAL ABRASIVES, NES	72	2 488	1 505	716 ROTATING ELECTRIC PLANT	21 507	56 875	34 329
278 OTHER CRUDE MINERALS	234 132	5 448	3 287	718 OTH. POWR. GENRTNG. MACHNRY	866	4 297	2 602
				721 AGRIC. MACHINES, EX. TRACTR	25 657	18 238	11 052
				722 TRACTORS	1 174	1 672	1 024

7 IMPORTS AND EXPORTS (SPECIAL TRADE) BY COUNTRIES OF PRODUCTION AND CONSUMPTION AND BY GROUPS OF THE SITC-REV. III 1993

GROUP DESCRIPTION	DT = 100 KG	1 000 DM	1 000 \$	GROUP DESCRIPTION	DT = 100 KG	1 000 DM	1 000 \$
723 CIVIL ENGINEERING EQUIPT	74 853	54 647	33 054	523 METAL. SALTS, INORGAN. ACID	1 012	79	50
724 TEXTILE, LEATHER MACHINES	262 369	719 163	433 573	531 SYNTH. COLOURS, LAKES, ETC.	37	153	94
725 PAPER, PULP MILL MACHINES	6 307	15 483	9 280	533 PIGMENTS, PAINTS, ETC.	715	58	35
726 PRINTING, BOOKBINDING MACHS	31 986	63 693	38 411	541 MEDICINES, ETC. EXC. GRP542	50	140	87
727 FOOD-PROCESS. MCH. NON DOM	9 201	31 748	19 186	562 FERTILIZER, EXCEPT GRP272	120 021	1 912	1 164
728 OTH. MACH. PTS, SPCL INDUST	107 411	225 254	135 834	611 LEATHER	2 486	575	349
731 METAL REMOVAL WORK TOOLS	59 478	64 169	38 252	613 FURSKINS, TANNED, DRESSED	4	99	58
733 MACH-TOOLS, METAL-WORKING	31 576	40 283	24 155	625 RUBBER TYRES, TUBES, ETC.	210	66	41
735 PARTS, NES, FOR MACH-TOOLS	7 309	13 141	7 860	634 VENEERS, PLYWOOD, ETC.	107 086	7 272	4 372
737 METALWORKING MACHNRY NES	9 945	24 177	14 550	635 WOOD MANUFACTURES, NES	23 166	2 897	1 751
741 HEATING, COOLING EQUIP, PART	37 865	112 514	67 895	651 TEXTILE YARN	3 032	1 092	664
742 PUMPS FOR LIQUIDS, PARTS	15 229	65 543	39 556	652 COTTON FABRICS, WOVEN	5 547	2 786	1 680
743 PUMPS NES, CENTRIFUGS ETC	25 282	89 120	53 814	654 OTH. TEXTILE FABRIC, WOVEN	13	70	43
744 MECHANICAL HANDLING EQUIP	39 630	63 281	38 115	658 TEXTILE ARTICLES NES	5 803	4 027	2 427
745 OTH. NONELEC MCH, TOOL, NES	40 999	146 955	88 247	661 LIME, CEMENT, CONSTR. MATRL	525 593	1 365	819
746 BALL OR ROLLER BEARINGS	14 164	37 176	22 413	664 GLASS	4 888	1 624	984
747 TAPS, COCKS, VALVES, ETC.	11 457	59 540	35 881	671 PIG IRON, SPIEGELEISN, ETC	2 445	312	190
748 TRANSMISSIONS SHAFTS ETC	10 110	34 049	20 543	676 IRON, STL. BAR, SHAPES ETC.	237	88	51
749 NON-ELECT MACH. PARTS, ETC	16 925	40 783	24 632	679 TUBES, PIPES, ETC. IRON, STL	409	365	214
751 OFFICE MACHINES	1 539	9 153	5 539	682 COPPER	2 634	679	403
752 AUTOMATC. DATA PROC. EQUIP	4 695	68 257	41 138	683 NICKEL	18 829	14 619	8 740
759 PARTS, FOR OFFICE MACHINS	881	15 519	9 337	684 ALUMINIUM	9 485	1 836	1 081
761 TELEVISION RECEIVERS ETC	9 985	31 976	19 269	689 MISC. NON-FERR. BASE METAL	2 733	4 177	2 526
762 RADIO-BROADCAST RECEIVER	1 199	10 859	6 560	691 METALLIC STRUCTURES NES	670	246	151
763 SOUND RECORDER, PHONOGRPH	849	12 180	7 316	695 TOOLS	177	98	59
764 ELECTCOMM. EQUIP. PARTS NES	13 834	245 249	148 396	697 HOUSEHOLD EQUIPMENT, NES	158	93	56
771 ELECT POWER MACHNY, PARTS	8 821	22 984	13 908	699 MANUFACTS. BASE METAL, NES	975	698	410
772 ELEC. SWITCH, RELAY, CIRCUIT	27 177	199 924	120 564	711 STEAM GENER. BOILERS, ETC.	1 265	559	339
773 ELECTR DISTRIB. EQPT NES	45 452	50 452	30 365	721 AGRIC. MACHINES, EX. TRACTR	326	126	77
774 ELECTRO-MEDCL. XRAY EQUIP	1 068	13 218	8 015	722 TRACTORS	1 709	199	123
775 DOM. ELEC. NON-ELEC. EQUIPT	106 864	131 871	79 574	723 CIVIL ENGINEERING EQUIPT	470	120	75
776 TRANSISTORS, VALVES, ETC.	42 139	117 104	70 443	728 OTH. MACH. PTS, SPCL INDUST	358	58	41
778 ELECTRIC MACH. APPART. NES	114 419	146 325	88 200	747 TAPS, COCKS, VALVES, ETC.	79	54	34
781 PASS. MOTOR VEHCLS. EX. BUS	252 180	569 151	343 442	773 ELECTR DISTRIB. EQPT NES	410	467	272
782 GOODS, SPCL TRANSPORT VEH	85 363	123 950	74 405	775 DOM. ELEC. NON-ELEC. EQUIPT	148	123	77
783 ROAD MOTOR VEHICLES NES	20 508	45 946	27 573	781 PASS. MOTOR VEHCLS. EX. BUS	165	163	98
784 PARTS, TRACTORS, MOTOR VEH	506 091	609 795	371 745	784 PARTS, TRACTORS, MOTOR VEH	436	234	145
785 CYCLES, MOTORCYCLES ETC.	4 502	7 950	4 838	786 TRAILERS, SEMI-TRAILER, ETC	7 086	834	500
786 TRAILERS, SEMI-TRAILER, ETC	16 157	11 538	6 942	793 SHIP, BOAT, FLOAT, STRUCTRS	345	211	125
791 RAILWAY VEHICLES, EQUIPNT	6 464	12 922	7 903	811 PREFABRICATED BUILDINGS	14 622	1 332	797
792 AIRCRAFT, ASSOCTD. EQUIPNT	1 122	74 285	46 190	821 FURNITURE, CUSHIONS, ETC.	34 493	7 942	4 821
793 SHIP, BOAT, FLOAT, STRUCTRS	30 688	8 038	4 837	841 MENS, BOYS CLOTHING, X-KNIT	1 522	6 952	4 184
800 CPL IND PLANT CHAP 90/94	144	5 156	3 104	842 WOMEN, GIRL CLOTHING, X-KNIT	1 974	9 211	5 518
811 PREFABRICATED BUILDINGS	269	289	173	843 MENS, BOYS CLOTHING, KNIT	471	934	572
812 PLUMBING, SANITARY, EQPT. ETC	37 152	32 654	19 561	844 WOMEN, GIRLS CLOTHING, KNIT	77	212	125
813 LIGHTING FIXTURES ETC. NES	2 105	10 174	6 131	845 OTHR. TEXTILE APPAREL, NES	822	1 980	1 198
821 FURNITURE, CUSHIONS, ETC.	16 080	17 974	10 861	846 CLOTHING ACCESSRS, FABRIC	486	600	360
831 TRUNK, SUIT-CASES, BAG, ETC	499	1 750	1 061	848 CLOTHING, NONXTL; HEADGEAR	38	208	124
841 MENS, BOYS CLOTHING, X-KNIT	574	3 236	1 948	851 FOOTWEAR	856	1 734	1 047
842 WOMEN, GIRL CLOTHING, X-KNIT	340	3 672	2 225	871 OPTICAL INSTRUMENTS, NES	27	371	223
843 MENS, BOYS CLOTHING, KNIT	54	269	159	872 MEDICAL INSTRUMENTS NES	31	223	132
844 WOMEN, GIRLS CLOTHING, KNIT	448	996	591	874 MEASURE, CONTROL INSTRMNT	5	120	73
845 OTHR. TEXTILE APPAREL, NES	488	4 820	2 915	892 PRINTED MATTER	3	128	75
846 CLOTHING ACCESSRS, FABRIC	1 874	8 568	5 165	893 ARTICLES, NES, OF PLASTICS	319	147	89
848 CLOTHING, NONXTL; HEADGEAR	2 241	8 539	5 150	894 BABY CARRIAGE, TOYS, GAMES	1 691	942	564
851 FOOTWEAR	512	2 371	1 405	896 WORKS OF ART, ANTIQUE ETC	367	225	125
871 OPTICAL INSTRUMENTS, NES	290	5 944	3 624	971 GOLD, NONMONTY EXCL ORES	153	6 475	3 885
872 MEDICAL INSTRUMENTS NES	2 918	48 952	29 514				
873 METERS, COUNTERS, NES	537	7 056	4 219	EXPORTS	1 049 851	171 419	103 115
874 MEASURE, CONTROL INSTRMNT	8 694	146 829	88 560				
881 PHOTOGRAPH APPAR. ETC. NES	783	5 659	3 400	017 MEAT, OFFL. PRPD, PRSVD, NES	761	233	139
882 PHOTO. CINEMATOGRPH. SUPPL	24 097	35 450	21 458	022 MILK AND CREAM	5 881	1 151	692
884 OPTICAL GOODS NES	93	6 366	3 852	024 CHEESE AND CURD	476	215	126
885 WATCHES AND CLOCKS	678	12 661	7 644	043 BARLEY, UNMILLED	247 887	4 902	3 048
891 ARMS AND AMMUNITION	499	6 637	3 980	046 MEAL, FLOUR OF WHEAT, MSLN	7 243	254	152
892 PRINTED MATTER	179 865	90 772	54 665	048 CEREAL PREPARATIONS	6 912	1 036	623
893 ARTICLES, NES, OF PLASTICS	37 457	36 991	22 275	054 VEGETABLES	331	196	115
894 BABY CARRIAGE, TOYS, GAMES	3 915	11 306	6 803	056 VEGETABLES, PRPD, PRSVD, NES	465	104	59
895 OFFICE, STATIONERY SUPPLS	2 766	11 422	6 899	057 FRUIT, NUTS EXCL. OIL NUTS	489	132	79
896 WORKS OF ART, ANTIQUE ETC	2	263	159	058 FRUIT, PRESERVED, PREPARED	270	134	78
897 GOLD, SILVERWARE, JEWEL NES	64	5 235	3 149	061 SUGARS, MOLASSES, HONEY	455 331	21 293	12 740
898 MUSICAL INSTRUMENTS, ETC.	4 167	16 390	9 922	062 SUGAR CONFECTIONERY	854	466	274
899 MISC MANUFACTRD GOODS NES	8 799	39 562	23 909	071 COFFEE, COFFEE SUBSTITUTE	2 259	937	567
941 COMPL IND PLANT CHAPT 99	9 016	20 176	11 990	073 CHOCOLATE, OTH. COCOA PREP	3 040	1 763	1 044
971 GOLD, NONMONTY EXCL ORES		1 654	1 009	074 TEA AND MATE	879	516	310
				075 SPICES	110	162	96
ESTONIA				081 ANIMAL FEED STUFF	477	118	72
IMPORTS	2 200 788	165 593	99 901	091 MARGARINE AND SHORTENING	412	76	45
				098 EDIBLE PROD. PREPRNTS, NES	4 037	1 210	728
001 LIVE ANIMALS	455	56	34	111 NON-ALCOHOL. BEVERAGE, NES	3 510	361	218
025 EGGS, BIRDS, YOLKS, ALBUMIN	496	269	160	112 ALCOHOLIC BEVERAGES	18 748	3 628	2 167
034 FISH, FRESH, CHILLED, FROZN	8 133	3 366	2 023	122 TOBACCO, MANUFACTURED	345	680	405
045 OTHER CEREALS, UNMILLED	560	53	31	248 WOOD, SIMPLY WORKED	1 516	94	57
054 VEGETABLES	389	342	206	263 COTTON	847	193	121
056 VEGETABLES, PRPD, PRSVD, NES	585	90	54	269 WORN CLOTHING, TEXTL. ARTL	1 475	310	191
058 FRUIT, PRESERVED, PREPARED	3 900	954	577	282 FERROUS WASTE AND SCRAP	99 923	1 690	1 048
062 SUGAR CONFECTIONERY	491	56	35	287 ORE, CONCENTR. BASE METALS	26 302	70	42
075 SPICES	1 180	128	76	291 CRUDE ANIMAL MATERLS. NES	380	119	70
081 ANIMAL FEED STUFF	1 902	56	33	292 CRUDE VEG. MATERIALS, NES	805	1 213	732
212 FURSKINS, RAW	22	281	167	334 PETROLEUM PRODUCTS	4 727	962	582
247 WOOD ROUGH, ROUGH SQUARED	82 037	1 475	897	421 FIXED VEG. FAT, OILS, SOFT	9 330	1 208	723
248 WOOD, SIMPLY WORKED	79 542	2 995	1 813	512 ALCOHOL, PHENOL, ETC. DERIV	372	67	41
251 PULP AND WASTE PAPER	18 292	908	548	513 CARBOXYLIC ACIDS, DERIVTS	589	86	53
267 OTHER MAN-MADE FIBRES	1 263	240	144	531 SYNTH. COLOURS, LAKES, ETC.	18	65	38
278 OTHER CRUDE MINERALS	29 180	72	44	533 PIGMENTS, PAINTS, ETC.	2 271	852	513
282 FERROUS WASTE AND SCRAP	29 203	1 883	1 142	541 MEDICINES, ETC. EXC. GRP542	23	384	232
287 ORE, CONCENTR. BASE METALS	120	49	30	542 MEDICAMENTS	236	1 065	643
288 NON-FERROUS WASTE, SCRAP	136 689	35 591	21 509	553 PERFUMERY, COSMETICS, ETC.	3 880	7 876	4 703
289 PREC. METAL ORES, CONCTRIS	144	4 483	2 688	554 SOAP, CLEANERS, POLISH, ETC	1 157	398	233
291 CRUDE ANIMAL MATERLS. NES	4 174	433	261	574 POLYACETAL, POLYCARBONATE	79	75	46
292 CRUDE VEG. MATERIALS, NES	1 300	73	44	575 OTH. PLASTIC, PRIMARY FORM	1 208	725	431
322 BRIQUETTES, LIGNITE, PEAT	10 068	101	58	581 PLASTIC TUBE, PIPE, HOSE	77	176	104
334 PETROLEUM PRODUCTS	807 585	17 175	10 499	582 PLASTIC PLATE, SHEETS, ETC	445	689	420
335 RESIDUAL PETROL. PRODUCTS	62 235	954	583	583 MONOFILAMENT OF PLASTICS	455	209	126
512 ALCOHOL, PHENOL, ETC. DERIV	6	157	295	591 INSECTICIDES, ETC.	139	368	220
513 CARBOXYLIC ACIDS, DERIVTS	5 622	487	96	592 STARCHES, INULIN, ETC.	233	78	46
522 INORGANIC CHEM. ELEMENTS	53	116	72	593 EXPLOSIVES, PYROTECHNICS	54	81	48
				598 MISC. CHEMICAL PRODTS. NES	1 881	466	278

7 IMPORTS AND EXPORTS (SPECIAL TRADE) BY COUNTRIES OF PRODUCTION AND CONSUMPTION AND BY GROUPS OF THE SITC-REV. III 1993

GROUP DESCRIPTION	DT = 100 KG	1 000 DM	1 000 \$	GROUP DESCRIPTION	DT = 100 KG	1 000 DM	1 000 \$
621 MATERIALS OF RUBBER	148	128	74	054 VEGETABLES	4 686	6 363	3 864
625 RUBBER TYRES, TUBES, ETC.	336	154	91	057 FRUIT, NUTS EXCL. OIL NUTS	1 091	240	141
629 ARTICLES OF RUBBER, NES	37	98	58	058 FRUIT, PRESERVED, PREPARED	269	77	46
634 VENEERS, PLYWOOD, ETC.	330	94	56	059 FRUIT, VEGETABLE JUICES	12 815	1 709	1 035
641 PAPER AND PAPERBOARD	1 776	959	577	075 SPICES	308	59	35
642 PAPER, PAPERBOARD, CUT ETC	840	588	350	081 ANIMAL FEED STUFF	3 979	213	129
651 TEXTILE YARN	154	526	317	211 HIDES, SKINS (EX. FURS), RAW	15 761	2 869	1 721
652 COTTON FABRICS, WOVEN	492	1 124	679	212 FURSKINS, RAW	64	408	243
653 FABRICS, MAN-MADE FIBRES	2 745	7 653	4 624	247 WOOD ROUGH, ROUGH SQUARED	16 858	247	153
654 OTH. TEXTILE FABRIC, WOVEN	899	3 837	2 315	248 WOOD, SIMPLY WORKED	540 105	17 974	10 864
655 KNIT, CROCHET, FABRIC NES	295	757	454	251 PULP AND WASTE PAPER	3 516	138	81
656 TULLE, LACE, EMBROIDRY, ETC	29	218	119	263 COTTON	2 365	445	261
657 SPECIAL YARN, TEXT. FABRIC	817	1 274	772	267 OTHER MAN-MADE FIBRES	14 216	1 437	866
658 TEXTILE ARTICLES NES	512	325	195	269 WORN CLOTHING, TEXT. ARTL	499	71	43
659 FLOOR COVERINGS, ETC.	325	213	127	273 STONE, SAND AND GRAVEL	155 226	349	211
663 MINERAL MANUFACTURES, NES	233	130	75	278 OTHER CRUDE MINERALS	1 706 001	3 884	2 342
664 GLASS	871	157	93	282 FERROUS WASTE AND SCRAP	63 631	1 470	871
665 GLASSWARE	93	66	35	288 NON-FERROUS WASTE, SCRAP	197 008	47 076	28 747
666 POTTERY	79	91	55	289 PREC. METAL ORES, CONCENTRATES	71	1 940	1 176
672 INGOTS ETC. IRON OR STEEL	780	50	31	291 CRUDE ANIMAL MATERIALS, NES	6 062	896	544
673 FLAT-ROLLED IRON ETC.	4 955	1 477	904	292 CRUDE VEG. MATERIALS, NES	638	161	97
676 IRON, STL, BAR, SHAPES ETC.	159	53	34	322 BRIQUETTES, LIGNITE, PEAT	338 999	2 636	1 536
679 TUBES, PIPES, ETC. IRON, STL	6 911	1 030	620	334 PETROLEUM PRODUCTS	3 348 002	88 966	54 131
681 SILVER, PLATINUM, ETC.	10	286	172	515 ORGANIC-INORGANIC COMPOUNDS	1 776	1 574	951
682 COPPER	308	247	151	541 MEDICINES, ETC. EXC. GRP542	215	315	193
684 ALUMINIUM	34	60	38	562 FERTILIZER, EXCEPT GRP272	93 685	1 829	1 128
691 METALLIC STRUCTURES NES	108	92	54	571 POLYMERS OF ETHYLENE	1 742	130	77
692 CONTAINERS, STORAGE, TRANSP	1 058	592	357	575 OTH. PLASTIC, PRIMARY FORM	6 069	987	603
695 TOOLS	222	683	403	592 STARCHES, INULIN, ETC.	3 595	1 461	883
696 CUTLERY	23	109	68	598 MISC. CHEMICAL PRODUCTS, NES	1 350	59	34
697 HOUSEHOLD EQUIPMENT, NES	139	186	106	611 LEATHER	438	92	56
699 MANUFACT. BASE METAL, NES	1 297	1 458	866	612 MANUFACT. LEATHER ETC. NES	60	254	155
711 STEAM GENER. BOILERS, ETC.	2 556	1 809	1 104	625 RUBBER TYRES, TUBES, ETC.	356	51	31
713 INTRNL COMBUS PSTN ENGIN	59	139	87	634 VENEERS, PLYWOOD, ETC.	40 711	2 558	1 557
716 ROTATING ELECTRIC PLANT	40	139	83	635 WOOD MANUFACTURES, NES	12 731	1 760	1 065
721 AGRIC. MACHINES, EX. TRACTR	1 393	983	593	641 PAPER AND PAPERBOARD	1 793	105	64
723 CIVIL ENGINEERING EQUIPT	3 047	4 235	2 543	642 PAPER, PAPERBOARD, CUT ETC	252	74	44
724 TEXTILE, LEATHER MACHINES	319	1 863	1 142	651 TEXTILE YARN	701	181	111
726 PRINTING, BOOKBINDING MACHS	16	173	103	652 COTTON FABRICS, WOVEN	118	65	39
727 FOOD-PROCESS. MCH. NON DOM	157	898	550	653 FABRICS, MAN-MADE FIBRES	1 035	906	549
728 OTH. MACH. PTS, SPCL INDM	1 908	3 090	1 869	654 OTH. TEXTILE FABRIC, WOVEN	1 615	623	373
731 METAL REMOVAL WORK TOOLS	294	533	315	655 KNIT, CROCHET, FABRIC NES	39	53	33
733 MACH-TOOLS, METAL-WORKING	151	221	136	658 TEXTILE ARTICLES NES	6 585	4 060	2 436
737 METALWORKING MACHINRY NES	48	210	126	661 LIME, CEMENT, CONSTR. MATRL	12 838	79	48
741 HEATING, COOLING EQUIP, PART	274	671	402	665 GLASSWARE	727	561	333
742 PUMPS FOR LIQUIDS, PARTS	18	94	57	667 PEARLS, PRECIOUS STONES	.	.	.
743 PUMPS NES, CENTRIFUGS ETC	584	1 487	902	671 PIG IRON, SPIEGELEISN, ETC	840	253	152
744 MECHANICAL HANDLING EQUIP	1 293	1 919	1 161	674 FLAT-ROLLED PLATED IRON	1 630	107	63
745 OTH. NONELEC MCH, TOOL, NES	299	2 115	1 266	679 TUBES, PIPES, ETC. IRON, STL	5 602	452	263
747 TAPS, COCKS, VALVES, ETC.	94	228	135	681 SILVER, PLATINUM, ETC.	22	485	295
749 NON-ELECT. MACH. PARTS, ETC	369	1 276	766	682 COPPER	13 237	3 728	2 256
751 OFFICE MACHINES	45	346	207	683 NICKEL	21 985	17 542	10 459
752 AUTOMATC. DATA PROC. EQUIP	135	1 656	992	684 ALUMINIUM	31 663	5 646	3 424
759 PARTS, FOR OFFICE MACHINS	134	778	470	686 ZINC	1 515	249	152
761 TELEVISION RECEIVERS ETC	34	55	33	687 TIN	224	176	106
762 RADIO-BROADCAST RECEIVER	108	228	137	689 MISC. NON-FERR. BASE METAL	1 303	487	301
763 SOUND RECORDER, PHONOGRPH	50	201	119	692 CONTAINERS, STORAGE, TRANSP	2 433	556	335
764 TELECOMM. EQUIP. PARTS NES	48	604	359	695 TOOLS	64	96	59
772 ELEC. SWITCH, RELAY, CIRCUIT	113	612	365	699 MANUFACT. BASE METAL, NES	588	288	178
773 ELECTR. DISTRIBUT. EQPT NES	86	131	76	713 INTRNL COMBUS PSTN ENGIN	46	253	157
774 ELECTRO-MEDCL. XRAY EQUIP	159	1 534	905	716 ROTATING ELECTRIC PLANT	70	321	188
775 DOM. ELEC. NON-ELEC. EQUIPT	1 877	1 754	1 049	722 TRACTORS	389	63	39
776 TRANSISTORS, VALVES, ETC.	28	125	75	748 TRANSMISSIONS SHAFTS ETC	6 728	1 463	881
778 ELECTRIC MACH. APPART. NES	438	1 053	630	764 TELECOMM. EQUIP. PARTS NES	5 279	1 286	774
781 PASS. MOTOR VEHCLS. EX. BUS	14 323	18 666	11 222	775 DOM. ELEC. NON-ELEC. EQUIPT	400	130	80
782 GOODS, SPCL. TRANSPORT VEH	8 863	3 791	2 293	778 ELECTRIC MACH. APPART. NES	4 954	3 198	1 904
783 ROAD MOTOR VEHICLES NES	4 922	3 578	2 158	781 PASS. MOTOR VEHCLS. EX. BUS	334	511	310
784 PARTS, TRACTORS, MOTOR VEH	1 542	4 899	2 932	785 CYCLES, MOTORCYCLES ETC.	2 585	634	384
786 TRAILERS, SEMI-TRAILR, ETC	3 853	1 546	943	791 RAILWAY VEHICLES, EQUIPNT	1 938	378	229
791 RAILWAY VEHICLES, EQUIPNT	19	98	59	813 LIGHTING FIXTURES ETC. NES	261	51	30
812 PLUMBING, SANITRY, EQPT. ETC	72	77	45	821 FURNITURE, CUSHIONS, ETC.	44 124	8 499	5 154
813 LIGHTING FIXTURES ETC. NES	59	174	102	841 MENS, BOYS CLOTHING, X-KNIT	1 628	6 596	3 977
821 FURNITURE, CUSHIONS, ETC.	1 045	965	579	842 WOMEN, GIRL CLOTHING, X-KNIT	3 129	14 038	8 444
831 TRUNK, SUIT-CASES, BAG, ETC	37	142	83	843 MENS, BOYS CLOTHING, KNIT	53	213	130
841 MENS, BOYS CLOTHING, X-KNIT	120	683	416	844 WOMEN, GIRLS CLOTHING, KNIT	284	977	586
842 WOMEN, GIRL CLOTHING, X-KNIT	75	587	345	845 OTH. TEXTILE APPAREL, NES	523	1 598	967
844 WOMEN, GIRLS CLOTHING, KNIT	43	107	63	846 CLOTHING ACCESSORIES, FABRIC	3 156	4 190	2 520
845 OTH. TEXTILE APPAREL, NES	85	562	338	851 FOOTWEAR	7 137	12 288	7 446
846 CLOTHING ACCESSORIES, FABRIC	80	462	277	874 MEASURE, CONTROL INSTRMNT	70	394	231
848 CLOTHING, NONTEXT. HEADGEAR	147	462	277	891 ARMS AND AMMUNITION	204	68	41
851 FOOTWEAR	347	1 027	613	894 BABY CARRIAGE, TOYS, GAMES	322	462	283
871 OPTICAL INSTRUMENTS, NES	1	88	53	896 WORKS OF ART, ANTIQUE ETC	21	783	481
872 MEDICAL INSTRUMENTS NES	63	1 551	917	898 MUSICAL INSTRUMENTS, ETC.	269	148	87
873 METERS, COUNTERS, NES	142	467	284	899 MISC. MANUFACTURED GOODS NES	959	250	154
874 MEASURE, CONTROL INSTRMNT	29	488	293	971 GOLD, NONMONETARY EXCL ORES	42	1 553	952
881 PHOTOGRAPH APPAR. ETC. NES	12	106	64				
882 PHOTO. CINEMATOGRAPH. SUPPL	69	198	119	EXPORTS	1 131 450	349 277	210 568
884 OPTICAL GOODS NES		103	60				
885 WATCHES AND CLOCKS	3	57	34	001 LIVE ANIMALS	15	55	32
891 ARMS AND AMMUNITION	51	801	493	017 MEAT, OFFL. PRPD, PRSVD, NES	388	195	116
892 PRINTED MATTER	811	1 068	650	022 MILK AND CREAM	9 303	2 533	1 518
893 ARTICLES, NES, OF PLASTICS	1 544	1 116	662	024 CHEESE AND CURD	220	134	74
894 BABY CARRIAGE, TOYS, GAMES	274	946	571	034 FISH, FRESH, CHILLED, FROZEN	102	49	31
895 OFFICE, STATIONERY SUPPLS	88	779	467	045 OTHER CEREALS, UNMILLED	249 806	9 323	5 761
897 GOLD, SILVERWARE, JEWEL NES		151	89	047 OTHER CEREAL MEAL, FLOURS	22 000	471	277
898 MUSICAL INSTRUMENTS, ETC.	49	478	287	048 CEREAL PREPARATIONS	4 400	1 618	969
899 MISC. MANUFACTURED GOODS NES	103	814	483	054 VEGETABLES	852	156	97
				056 VEGETABLES, PRPD, PRSVD, NES	547	193	117
				057 FRUIT, NUTS EXCL. OIL NUTS	14 871	1 891	1 137
				058 FRUIT, PRESERVED, PREPARED	2 668	1 280	762
				059 FRUIT, VEGETABLE JUICES	28 914	2 302	1 384
				061 SUGARS, MOLASSES, HONEY	346 434	17 165	10 315
				062 SUGAR CONFECTIONERY	2 685	1 431	854
				071 COFFEE, COFFEE SUBSTITUTE	2 057	896	544
				072 COCOA	240	93	54
				073 CHOCOLATE, OTH. COCOA PREP	5 537	2 729	1 627
				074 TEA AND MATE	127	72	42
				075 SPICES	47	53	31
LATVIA							
IMPORTS							
001 LIVE ANIMALS	1 808	491	294				
012 OTHER MEAT, MEAT OFFAL	1 930	1 583	954				
022 MILK AND CREAM	1 406	218	133				
024 CHEESE AND CURD	1 024	258	157				
034 FISH, FRESH, CHILLED, FROZEN	405	139	82				
037 FISH ETC. PREPARED, PRSVD. NES	152	56	36				

7 IMPORTS AND EXPORTS (SPECIAL TRADE) BY COUNTRIES OF PRODUCTION AND CONSUMPTION AND BY GROUPS OF THE SITC-REV. III 1993

GROUP DESCRIPTION	DT = 100 KG	1 000 DM	1 000 \$	GROUP DESCRIPTION	DT = 100 KG	1 000 DM	1 000 \$
081 ANIMAL FEED STUFF	643	144	84	773 ELECTR. DISTRIB. EQPT NES	358	368	224
091 MARGARINE AND SHORTENING	2 925	457	278	774 ELECTRO-MEDCL. XRAY EQUIP	24	193	118
098 EDIBLE PROD. PREPRINS, NES	6 060	2 245	1 335	775 DOM. ELEC. NON-ELEC. EQUIPT	1 250	2 352	1 419
111 NON-ALCOHOL. BEVERAGE, NES	21 262	1 831	1 109	776 TRANSISTORS, VALVES, ETC.	2	543	330
112 ALCOHOLIC BEVERAGES	96 366	15 886	9 530	778 ELECTRIC. MACH. APPART. NES	870	2 646	1 587
122 TOBACCO, MANUFACTURED	1 676	2 739	1 660	781 PASS. MOTOR VEHCLS. EX. BUS	29 087	56 683	34 398
222 OILSEED (SFT. FIX VEG. OIL)	309	91	55	782 GOODS, SPCL. TRANSPORT VEH	13 106	6 163	3 731
232 SYNTHETIC RUBBER, ETC.	499	98	61	783 ROAD MOTOR VEHICLES NES	7 719	7 896	4 756
248 WOOD, SIMPLY WORKED	688	79	47	784 PARTS, TRACTORS, MOTOR VEH	1 771	9 282	5 566
251 PULP AND WASTE PAPER	69	50	31	785 CYCLES, MOTORCYCLES ETC.	106	226	133
268 WOOL, OTHER ANIMAL HAIR	409	400	240	786 TRAILERS, SEMI-TRAILER, ETC	13 884	4 635	2 745
269 WORN CLOTHING, TEXTL. ARTL	1 534	363	224	791 RAILWAY VEHICLES, EQUIPNT	36	118	70
278 OTHER CRUDE MINERALS	33 333	77	46	793 SHIP, BOAT, FLOAT, STRUCTRS	2 811	683	415
291 CRUDE ANIMAL MATERIALS, NES	87	53	30	811 PREFABRICATED BUILDINGS	3 589	1 981	1 142
292 CRUDE VEG. MATERIALS, NES	207	376	229	812 PLUMBING, SANITRY, EQPT, ETC	1 103	1 504	911
334 PETROLEUM PRODUCTS	2 610	525	316	813 LIGHTING FIXTURES ETC. NES	312	1 152	692
411 ANIMAL OILS AND FATS	403	52	30	821 FURNITURE, CUSHIONS, ETC.	4 781	4 565	2 749
421 FIXED VEG. FAT, OILS, SOFT	15 327	2 025	1 219	831 TRUNK, SUIT-CASES, BAG, ETC	146	395	236
422 FIXED VEG. FAT, OILS, OTHER	215	123	72	841 MENS, BOYS CLOTHNG, X-KNIT	228	1 353	815
512 ALCOHOL, PHENOL, ETC. DERIV	25 745	3 793	2 289	842 WOMEN, GIRL CLOTHNG, XKNIT	280	1 534	920
513 CARBOXYLIC ACIDS, DERIVTS	2 342	268	158	843 MENS, BOYS CLOTHING, KNIT	40	595	351
514 NITROGEN-FUNCT. COMPOUNDS	189	125	77	844 WOMEN, GIRLS CLOTHING, KNIT	311	1 392	840
515 ORGANO-INORGANIC COMPNDS	293	1 743	1 036	845 OTHR. TEXTILE APPAREL, NES	310	1 998	1 202
516 OTHER ORGANIC CHEMICALS	145	61	37	846 CLOTHING ACCESSRS, FABRIC	1 233	2 473	1 467
522 INORGANIC CHEM. ELEMENTS	576	132	83	848 CLOTHING, NONTXL; HEADGEAR	226	787	474
531 SYNTH. COLOURS, LAKES, ETC.	292	595	358	851 FOOTWEAR	2 755	5 712	3 433
532 DYEING, TANNING MATERIALS	280	199	121	872 MEDICAL INSTRUMENTS NES	94	1 071	644
533 PIGMENTS, PAINTS, ETC.	1 717	1 372	824	873 METERS, COUNTERS, NES	123	183	108
541 MEDICINES, ETC. EXC. GRP542	116	1 304	777	874 MEASURE, CONTROL INSTRMNT	117	1 764	1 055
542 MEDICAMENTS	265	1 701	1 015	881 PHOTOGRAPH APPAR. ETC. NES	44	435	258
553 PERFUMERY, COSMETICS, ETC.	3 499	4 042	2 420	882 PHOTO. CINEMATOPGRPH. SUPPL	147	352	214
554 SOAP, CLEANERS, POLISH, ETC	3 112	1 225	732	884 OPTICAL GOODS NES	1	252	151
572 POLYMERS OF STYRENE	498	58	36	885 WATCHES AND CLOCKS	23	275	162
574 POLYACETAL, POLYCARBONATE	1 166	553	330	891 ARMS AND AMMUNITION	1 243	9 826	6 006
575 OTH. PLASTIC, PRIMARY FORM	1 623	1 108	673	892 PRINTED MATTER	2 125	3 072	1 866
581 PLASTIC TUBE, PIPE, HOSE	68	108	60	893 ARTICLES, NES, OF PLASTICS	3 924	2 653	1 598
582 PLASTIC PLATE, SHEETS, ETC	827	493	286	894 BABY CARRIAGE, TOYS, GAMES	627	1 435	853
591 INSECTICIDES, ETC.	805	1 226	759	895 OFFICE, STATIONERY SUPPLS	109	492	285
592 STARCHES, INULIN, ETC.	623	306	180	896 WORKS OF ART, ANTIQUE ETC	1	57	35
593 EXPLOSIVES, PYROTECHNICS	536	493	295	897 GOLD, SILVERWARE, JEWEL NES	8	148	90
597 PREPRD. ADDITIVES, LIQUIDS	813	495	296	898 MUSICAL INSTRUMENTS, ETC.	294	1 646	997
598 MISC. CHEMICAL PRODS, NES	1 934	714	437	899 MISC MANUFCTRD GOODS NES	283	1 304	774
613 FURSKINS, TANNED, DRESSED	177	533	318				
621 MATERIALS OF RUBBER	89	114	69	LITHUANIA			
625 RUBBER TYRES, TUBES, ETC.	404	264	160	IMPORTS	6 427 813	321 655	194 149
629 ARTICLES OF RUBBER, NES	311	347	200	001 LIVE ANIMALS	6 106	974	587
634 VENEERS, PLYWOOD, ETC.	2 499	402	242	022 MILK AND CREAM	4 108	649	380
635 WOOD MANUFACTURES, NES	271	120	71	041 CHEESE AND CURD	4 770	1 116	675
641 PAPER AND PAPERBOARD	1 575	1 022	609	034 FISH, FRESH, CHILLED, FROZN	5 743	1 135	684
642 PAPER, PAPERBOARD, CUT ETC	2 144	806	481	037 FISH ETC. PREPD, PRSVD, NES	4 195	844	512
651 TEXTILE YARN	2 267	3 256	1 965	054 VEGETABLES	28 840	29 360	17 679
652 COTTON FABRICS, WOVEN	288	550	334	056 VEGETABLES, PRPD, PRSVD, NES	567	158	93
653 FABRICS, MAN-MADE FIBRES	3 635	10 889	6 559	057 FRUIT, NUTS EXCL. OIL NUTS	11 103	2 676	1 595
654 OTH. TEXTILE FABRIC, WOVEN	983	3 248	1 972	058 FRUIT, PRESERVED, PREPARED	5 815	856	520
655 KNIT, CROCHET, FABRIC NES	215	533	320	059 FRUIT, VEGETABLE JUICES	43 946	5 806	3 537
656 TULLE, LACE, EMBROIDRY, ETC	59	362	210	075 SPICES	2 597	271	165
657 SPECIAL YARN, TXTL. FABRIC	1 151	1 676	1 014	081 ANIMAL FEED STUFF	18 121	803	490
658 TEXTILE ARTICLES NES	264	607	361	112 ALCOHOLIC BEVERAGES	711	1 229	135
659 FLOOR COVERINGS, ETC.	741	492	298	211 HIDES, SKINS (EX. FURS), RAW	6 917	1 121	671
661 LIME, CEMENT, CONSTR. MATRL	9 355	286	174	222 OILSEED (SFT. FIX VEG. OIL)	50 542	1 995	1 226
662 CLAY, REFRCT. CONSTR. MATRL	3 084	346	210	223 OILSEED (OTH. FIX. VEG. OIL)	934	118	71
663 MINERAL MANUFACTURES, NES	3 310	617	375	232 SYNTHETIC RUBBER, ETC.	3 676	177	108
664 GLASS	432	234	141	247 WOOD ROUGH, ROUGH SQUARED	7 099	116	71
665 GLASSWARE	219	234	140	448 WOOD, SIMPLY WORKED	390 867	9 889	5 958
666 POTTERY	60	89	52	251 PULP AND WASTE PAPER	20 395	519	319
674 FLAT-ROLLED PLATED IRON	261	86	52	263 COTTON	1 116	180	106
676 IRON, STL. BAR, SHAPES ETC.	216	55	33	265 VEGETABLE TEXTILE FIBRES	569	99	58
679 TUBES, PIPES, ETC. IRON, STL	662	360	213	273 STONE, SAND AND GRAVEL	2 341 660	4 021	2 434
682 COPPER	195	147	87	278 OTHER CRUDE MINERALS	379	873	531
684 ALUMINIUM	776	1 910	1 156	282 FERROUS WASTE AND SCRAP	798 540	14 454	8 596
691 METALLIC STRUCTURES NES	2 990	2 426	1 476	288 NON-FERROUS WASTE, SCRAP	184 615	55 322	33 492
692 CONTAINERS, STORAGE, TRNSP	257	678	397	289 PREC. METAL ORES, CONCTRTS	10	374	221
694 NAILS, SCREWS, NUTS, ETC.	59	79	48	291 CRUDE ANIMAL MATERIALS, NES	17 916	1 538	936
695 TOOLS	317	945	571	292 CRUDE VEG. MATERIALS, NES	1 273	209	127
696 CUTLERY	19	83	50	322 BRIQUETTES, LIGNITE, PEAT	130 284	1 430	863
697 HOUSEHOLD EQUIPMENT, NES	393	406	243	334 PETROLEUM PRODUCTS	318 275	4 145	2 468
699 MANUFACTS. BASE METAL, NES	669	1 090	650	335 RESIDUAL PETROL. PRODUCTS	60 139	1 031	623
711 STEAM GENER. BOILERS, ETC.	319	278	167	515 ORGANO-INORGANIC COMPNDS	3 945	1 768	1 056
713 INTRNL COMBUS PSTN ENGIN	169	1 207	731	516 OTHER ORGANIC CHEMICALS	1 033	376	226
716 ROTATING ELECTRIC PLANT	86	54	34	522 INORGANIC CHEM. ELEMENTS	915	547	332
721 AGRIC. MACHINES, EX. TRACTR	1 614	2 983	1 784	523 METAL, SALTS, INORGAN. ACID	4 335	463	279
722 TRACTORS	131	64	38	524 OTHER CHEMICAL COMPOUNDS	13 563	912	549
723 CIVIL ENGINEERING EQUIPT	557	393	236	542 MEDICAMENTS	7	338	208
724 TEXTILE, LEATHER MACHINES	1 030	2 401	1 453	551 ESSNTL. OIL, PERFUME, FLAVR	2 739	324	198
726 PRINTNG, BOOKBINDNG MACHS	15	556	326	562 FERTILIZER, EXCEPT GRP272	1 446 336	24 680	14 994
727 FOOD-PROCESS. MCH. NON DOM	1 423	3 405	2 030	571 POLYMERS OF ETHYLENE	17 073	1 037	632
728 OTH. MACH. PTS, SPCL. INDUST	5 101	7 736	4 663	572 POLYMERS OF STYRENE	1 331	129	78
731 METAL REMOVAL WORK TOOLS	278	459	276	574 POLYACETAL, POLYCARBONATE	311	74	45
733 MACH-TOOLS, METAL-WORKING	338	1 658	975	575 OTH. PLASTIC, PRIMARY FORM	1 523	233	138
737 METALWORKING MACHNRY NES	3	77	47	592 STARCHES, INULIN, ETC.	14 237	6 299	3 810
741 HEATING, COOLNG EQUIP, PART	3 463	5 619	3 357	598 MISC. CHEMICAL PRODS, NES	862	91	55
742 PUMPS FOR LIQUIDS, PARTS	708	2 415	1 425	611 LEATHER	2 009	673	403
743 PUMPS NES, CENTRIFUGS ETC	384	1 124	679	634 VENEERS, PLYWOOD, ETC.	49 456	1 735	1 046
744 MECHANICAL HANDLING EQUIP	4 200	3 175	1 893	635 WOOD MANUFACTURES, NES	32 846	1 563	939
745 OTH. NONELEC MCH, TOOL, NES	1 168	2 350	1 115	641 PAPER AND PAPERBOARD	2 239	163	102
746 BALL OR ROLLER BEARINGS	15	97	52	642 PAPER, PAPERBOARD, CUT ETC	6 409	1 276	770
747 TAPS, COCKS, VALVES, ETC.	494	1 854	1 115	651 TEXTILE YARN	756	737	438
748 TRANSMISSIONS SHAFTS ETC	23	113	64	652 COTTON FABRICS, WOVEN	2 844	1 996	1 201
749 NON-ELECT MACH. PARTS, ETC	493	1 683	1 015	653 FABRICS, MAN-MADE FIBRES	78	148	87
751 OFFICE MACHINES	142	800	479	654 OTH. TEXTILE FABRIC, WOVEN	677	1 518	902
752 AUTOMATC. DATA PROC. EQUIP	403	5 302	3 207	657 SPECIAL YARN, TXTL. FABRIC	105	94	56
759 PARTS, FOR OFFICE MACHINS	223	1 089	659	658 TEXTILE ARTICLES NES	2 332	2 017	1 219
761 TELEVISION RECEIVERS ETC	54	268	160	661 LIME, CEMENT, CONSTR. MATRL	1 971	89	52
762 RADIO-BROADCAST RECEIVER	33	162	98	662 CLAY, REFRCT. CONSTR. MATRL	1 119	69	41
763 SOUND RECORDER, PHONOGRPH	62	913	563	664 GLASS	1 744	80	49
764 TELECOMM. EQUIP. PARTS NES	2 630	5 110	3 086	665 GLASSWARE	331	164	99
771 ELECT POWER MACHNY, PARTS	20	73	42				
772 ELEC. SWITCH, RELAY, CIRCUIT	261	3 067	1 850				

7 IMPORTS AND EXPORTS (SPECIAL TRADE) BY COUNTRIES OF PRODUCTION AND CONSUMPTION AND BY GROUPS OF THE SITC-REV. III 1993

GROUP DESCRIPTION	DT = 100 KG	1 000 DM	1 000 \$	GROUP DESCRIPTION	DT = 100 KG	1 000 DM	1 000 \$
666 POTTERY	148	118	71	533 PIGMENTS, PAINTS, ETC.	5 624	2 580	1 551
671 PIG IRON, SPIEGELEISN, ETC	10 750	822	505	541 MEDICINES, ETC. EXC. GRP542	131	1 384	834
678 WIRE OF IRON OR STEEL	33 645	1 594	970	542 MEDICAMENTS	742	4 052	2 403
679 TUBES, PIPES, ETC. IRON, STL	22 002	614	376	553 PERFUMERY, COSMETICS, ETC.	9 446	7 576	4 579
681 SILVER, PLATINUM, ETC.		356	216	554 SOAP, CLEANERS, POLISH, ETC	5 200	1 122	664
682 COPPER	36 792	12 251	7 374	572 POLYMERS OF STYRENE	726	133	79
683 NICKEL	10 296	7 961	4 866	574 POLYACETAL, POLYCARBONATE	7 624	2 447	1 478
684 ALUMINIUM	28 090	4 892	2 961	575 OTH. PLASTIC, PRIMARY FORM	1 829	857	517
686 ZINC	1 380	198	120	578 PLASTIC WASTE, SCRAP ETC	148	71	44
687 TIN	2 181	1 557	936	581 PLASTIC TUBE, PIPE, HOSE	821	1 822	1 105
689 MISC. NON-FERR. BASE METAL	7 675	3 900	2 396	582 PLASTIC PLATE, SHEETS, ETC	2 428	1 872	1 131
691 METALLIC STRUCTURES NES	2 182	366	221	583 MONOFILAMENT OF PLASTICS	772	678	408
692 CONTAINERS, STORAGE, TRNSP	684	233	138	591 INSECTICIDES, ETC.	758	1 108	668
694 NAILS, SCREWS, NUTS, ETC.	18 087	898	542	592 STARCHES, INULIN, ETC.	2 550	722	435
695 TOOLS	153	358	215	593 EXPLOSIVES, PYROTECHNICS	507	469	278
699 MANUFACT. BASE METAL, NES	71 759	5 151	3 115	597 PREPRD ADDITIVES, LIQUIDS	1 026	435	264
713 INTRNL COMBUS PSTN ENGIN	414	112	67	598 MISC. CHEMICAL PRODS. NES	16 289	6 178	3 701
721 AGRIC. MACHINES, EX. TRACTR	34	56	34	611 LEATHER	55	84	51
722 TRACTORS	16 607	3 483	2 113	613 FURSKINS, TANNED, DRESSED	9	85	52
726 PRINTING, BOOKBINDING MACHS	170	80	46	621 MATERIALS OF RUBBER	88	195	119
727 FOOD-PROCESS. MCH. NON DOM	275	251	152	625 RUBBER TYRES, RUBBER, ETC.	3 285	1 229	742
728 OTH. MACH. PTS, SPCL INDUSTR	12	57	34	629 ARTICLES OF RUBBER, NES	162	264	154
731 METAL REMOVAL WORK TOOLS	518	411	249	634 VENEERS, PLYWOOD, ETC.	1 731	498	301
737 METALWORKING MACHNRY NES	12 284	636	371	635 WOOD MANUFACTURES, NES	2 359	931	565
743 PUMPS NES, CENTRIFUGS ETC	10	73	44	641 PAPER AND PAPERBOARD	3 201	1 847	1 095
745 OTH. NONELEC MCH, TOOL, NES	26	74	45	642 PAPER, PAPERBOARD, CUT ETC	3 905	1 975	1 179
771 ELECT POWER MACHNY. PARTS	641	315	189	651 TEXTILE YARN	1 966	3 083	1 865
772 ELEC. SWITCH. RELAY. CIRCUIT	12	84	52	652 COTTON FABRICS, WOVEN	567	1 151	693
775 DOM. ELEC. NON-ELEC. EQUIPT	3 280	1 132	674	653 FABRICS, MAN-MADE FIBRES	6 894	19 456	11 736
778 ELECTRIC. MACH. APPART. NES	244	172	101	654 OTH. TEXTILE FABRIC, WOVEN	1 563	5 824	3 503
781 PASS. MOTOR VEHCLS. EX. BUS	219	209	127	655 KNIT. CROCHET. FABRIC NES	1 077	2 503	1 514
783 ROAD MOTOR VEHICLES NES	224	57	33	656 TULLE, LACE, EMBROIDRY. ETC	158	818	484
784 PARTS, TRACTORS, MOTOR VEH	414	91	55	657 SPECIAL YARN, TXTL. FABRIC	1 878	2 961	1 783
785 CYCLES, MOTORCYCLES ETC.	12 957	11 276	6 788	658 TEXTILE ARTICLES NES	588	476	291
786 TRAILERS, SEMI-TRAILER, ETC	898	126	75	659 FLOOR COVERINGS, ETC.	1 781	1 147	689
811 PREFABRICATED BUILDINGS	5 550	207	123	661 LIME, CEMENT, CONSTR. MATRL	1 161	90	55
813 LIGHTING FIXTURES ETC. NES	804	196	117	662 CLAY, REFRACT. CONSTR. MATRL	7 678	1 033	625
821 FURNITURE, CUSHIONS, ETC.	9 632	1 740	1 050	663 MINERAL MANUFACTURES, NES	1 718	183	105
831 TRUNK, SUIT-CASES, BAG, ETC	467	167	99	664 GLASS	131	161	93
841 MENS. BOYS CLOTHING, X-KNIT	6 012	21 926	13 212	665 GLASSWARE	385	130	74
842 WOMEN, GIRL CLOTHING, X-KNIT	6 531	24 011	14 467	666 POTTERY	369	356	215
843 MENS. BOYS CLOTHING, KNIT	219	242	145	667 PEARLS, PRECIOUS STONES			
844 WOMEN, GIRLS CLOTHING, KNIT	1 075	2 246	1 353	673 FLAT-ROLLED IRON ETC.	1 520	86	52
845 OTHR. TEXTILE APPAREL, NES	1 215	4 174	2 521	674 FLAT-ROLLED PLATED IRON	491	103	62
846 CLOTHING ACCESSRS, FABRIC	2 563	3 233	1 939	676 IRON, STL. BAR, SHAPES ETC.	324	122	75
848 CLOTHING, NONTXTL. HEADGEAR	52	95	56	679 TUBES, PIPES, ETC. IRON, STL	3 376	805	486
851 FOOTWEAR	1 361	2 128	1 281	682 COPPER	1 171	406	247
871 OPTICAL INSTRUMENTS, NES	8	182	107	683 NICKEL	215	238	143
874 MEASURE, CONTROL INSTRMT	38	150	92	684 ALUMINIUM	1 058	2 705	1 633
884 OPTICAL GOODS NES	2	55	33	686 ZINC	687	203	121
893 ARTICLES, NES, OF PLASTICS	164	96	56	691 METALLIC STRUCTURES NES	1 410	1 766	1 070
894 BABY CARRIAGE, TOYS, GAMES	1 464	577	347	692 CONTAINERS, STORAGE, TRNSP	212	240	145
896 WORKS OF ART, ANTIQUE ETC	207	682	416	694 NAILS, SCREWS, NUTS, ETC.	93	98	58
898 MUSICAL INSTRUMENTS, ETC.	62	102	62	695 TOOLS	168	731	440
899 MISC MANUFACTRD GOODS NES	349	328	200	696 CUTLERY	82	251	145
961 COIN NONGOLD NONCURRENT	28	352	212	697 HOUSEHOLD EQUIPMENT, NES	745	737	448
971 GOLD, NONMONTY EXCL ORES	25	995	593	699 MANUFACT. BASE METAL, NES	1 098	2 029	1 208
				700 CPL IND PLANT (84/85/87)	48	60	37
EXPORTS	1 922 147	502 060	302 550	711 STEAM GENER. BOILERS, ETC.	75	280	166
001 LIVE ANIMALS	126	131	79	716 ROTATING ELECTRIC PLANT	1 110	3 105	1 867
012 OTHER MEAT, MEAT OFFAL	1 269	394	238	721 AGRIC. MACHINES, EX. TRACTR	3 075	2 321	1 419
016 MEAT, ED. OFFL, DRY, SLT, SMK	1 179	55	34	722 TRACTORS	362	198	117
017 MEAT, OFFL, PRPD, PRSVD, NES	1 483	626	376	723 CIVIL ENGINEERING EQUIPT	2 163	2 040	1 233
022 MILK AND CREAM	2 691	629	376	724 TEXTILE, LEATHER MACHINES	3 941	12 818	7 680
024 CHEESE AND CURD	1 822	762	459	725 PAPER, PULP MILL MACHINES	548	1 711	1 031
034 FISH, FRESH, CHILLED, FROZN	722	105	62	726 PRINTING, BOOKBINDING MACHS	786	6 441	3 912
036 CRUSTACEANS, MOLLUSCS ETC	546	149	88	727 FOOD-PROCESS. MCH. NON DOM	715	4 076	2 487
037 FISH ETC. PRPD, PRSVD, NES	2 260	771	456	728 OTH. MACH. PTS, SPCL INDUSTR	2 975	4 654	2 804
041 WHEAT, MESLIN, UNMILLED	226 139	7 305	4 474	731 METAL REMOVAL WORK TOOLS	50	391	239
043 BARLEY, UNMILLED	14 988	272	168	733 MACH-TOOLS, METAL-WORKING	399	555	335
044 MAIZE UNMILLED	2 568	365	227	735 PARTS, NES, FOR MACH-TOOLS	26	865	523
045 OTHER CEREALS, UNMILLED	739 326	29 673	18 227	737 METALWORKING MACHNRY NES	38	406	242
048 CEREAL PREPARATIONS	2 718	1 027	613	741 HEATING, COOLING EQUIP, PART	2 211	7 379	4 453
054 VEGETABLES	1 501	360	211	742 PUMPS FOR LIQUIDS, PARTS	107	533	321
056 VEGETABLES, PRPD, PRSVD, NES	1 151	255	152	743 PUMPS NES, CENTRIFUGS ETC	1 002	4 389	2 689
057 FRUIT, NUTS EXCL. OIL NUTS	15 713	2 027	1 211	744 MECHANICAL HANDLING EQUIP	4 319	4 207	2 493
058 FRUIT, PRESERVED, PREPARED	1 143	442	261	745 OTH. NONELEC MCH, TOOL, NES	343	2 564	1 550
059 FRUIT, VEGETABLE JUICES	16 705	1 644	982	746 BALL OR ROLLER BEARINGS	22	98	57
061 SUGARS, MOLASSES, HONEY	320 778	14 978	9 058	747 TAPS, COCKS, VALVES, ETC.	123	423	252
062 SUGAR CONFECTIONERY	1 228	683	402	748 TRANSMISSIONS SHAFTS ETC	289	395	232
071 COFFEE, COFFEE SUBSTITUTE	2 357	1 079	644	749 NON-ELECT MACH. PARTS, ETC	1 082	3 190	1 909
072 COCOA	2 180	389	230	751 OFFICE MACHINES	185	1 231	744
073 CHOCOLATE, OTH. COCOA PREP	4 261	2 745	1 641	752 AUTOMATC. DATA PROC. EQUIP	419	3 734	2 252
074 TEA AND MATE	851	698	422	759 PARTS, FOR OFFICE MACHINS	141	1 690	1 008
075 SPICES	305	247	150	761 TELEVISION RECEIVERS ETC	204	770	473
081 ANIMAL FEED STUFF	2 982	364	215	762 RADIO-BROADCAST RECEIVER	61	237	145
091 MARGARINE AND SHORTENING	10 366	1 406	853	763 SOUND RECORDER, PHONOGRPH	61	678	416
098 EDIBLE PROD. PREPRTNS, NES	6 212	2 896	1 745	764 TELECOMM. EQUIP. PARTS NES	262	4 577	2 735
111 NON-ALCOHOL. BEVERAGE, NES	15 197	1 380	833	771 ELECT POWER MACHNY. PARTS	14	137	86
112 ALCOHOLIC BEVERAGES	80 039	13 882	8 280	772 ELEC. SWITCH. RELAY. CIRCUIT	109	631	384
122 TOBACCO, MANUFACTURED	12 384	27 078	16 266	773 ELECTR DISTRIB. EQPT NES	1 444	1 155	696
222 OILSEED (SFT. FIX VEG. OIL)	299	161	94	774 ELECTRO-MEDCL. XRAY EQUIP	1 108	1 880	1 144
248 WOOD, SIMPLY WORKED	189	110	66	775 DOM. ELEC. NON-ELEC. EQUIPT	1 924	3 016	1 833
268 WOOL, OTHER ANIMAL HAIR	1 435	950	578	776 TRANSISTORS, VALVES, ETC.	7	688	399
269 WORN CLOTHING, TEXTIL. ARTL	1 915	505	313	778 ELECTRIC. MACH. APPART. NES	1 215	3 800	2 278
278 OTHER CRUDE MINERALS	16 600	54	34	781 PASS. MOTOR VEHCLS. EX. BUS	40 525	52 441	31 490
291 CRUDE ANIMAL MATERLS. NES	1 330	711	424	782 GOODS, SPCL TRANSPORT VEH	23 102	9 224	5 555
292 CRUDE VEG. MATERIALS, NES	558	1 228	750	783 ROAD MOTOR VEHICLES NES	15 041	10 346	6 238
334 PETROLEUM PRODUCTS	23 333	2 659	1 591	784 PARTS, TRACTORS, MOTOR VEH	5 358	20 349	12 217
411 ANIMAL OILS AND FATS	1 187	157	93	785 CYCLES, MOTORCYCLES ETC.	9 468	7 045	4 263
421 FIXED VEG. FAT, OILS, SOFT	34 736	4 565	2 718	786 TRAILERS, SEMI-TRAILER, ETC	14 699	5 026	3 012
431 ANIMAL, VEG. FATS, OILS, NES	2 068	282	167	791 RAILWAY VEHICLES. EQUIPNT	209	808	484
512 ALCOHOL, PHENOL, ETC. DERIV	3 922	620	366	792 AIRCRAFT, ASSOCTD. EQUIPNT	15	98	58
513 CARBOXYLIC ACIDS, DERIVTS	678	89	52	812 PLUMBING, SANITRY, EQPT. ETC	854	953	566
522 INORGANIC CHEM. ELEMENTS	15 143	418	251	813 LIGHTING FIXTURES ETC. NES	165	616	370
523 METAL. SALTS, INORGAN. ACID	62	68	41	821 FURNITURE, CUSHIONS, ETC.	6 401	6 968	4 195
531 SYNTH. COLOURS, LAKES, ETC.	1 327	2 905	1 757	831 TRUNK, SUIT-CASES, BAG, ETC	232	686	419

7 IMPORTS AND EXPORTS (SPECIAL TRADE) BY COUNTRIES OF PRODUCTION AND CONSUMPTION AND BY GROUPS OF THE SITC-REV. III 1993

GROUP DESCRIPTION	DT = 100 KG	1 000 DM	1 000 \$	GROUP DESCRIPTION	DT = 100 KG	1 000 DM	1 000 \$
841 MENS,BOYS CLOTHING,X-KNIT	369	1 505	903	531 SYNTH.COLOURS,LAKES,ETC.	1 335	2 390	1 451
842 WOMEN,GIRL CLOTHING,XKNIT	622	3 359	2 009	532 DYEING,TANNING MATERIALS	1 663	234	143
843 MENS,BOYS CLOTHING,KNIT	39	244	141	533 PIGMENTS, PAINTS, ETC.	9 502	2 722	1 639
844 WOMEN,GIRLS CLOTHING,KNIT	27	328	192	541 MEDICINES,ETC.EXC.GRP542	1 413	10 724	6 483
845 OTHR.TEXTILE APPAREL,NES	702	3 145	1 881	542 MEDICAMENTS	960	2 181	1 305
846 CLOTHING ACCESSRS,FABRIC	435	1 572	945	551 ESSNTL.OIL,PERFUME,FLAVR	16 629	3 287	1 980
848 CLOTHING,NONTXTL;HEADGEAR	633	3 006	1 819	553 PERFUMERY,COSMETICS,ETC.	5 371	1 306	783
851 FOOTWEAR	2 693	7 273	4 373	554 SOAP,CLEANERS,POLISH,ETC	26 726	4 584	2 757
871 OPTICAL INSTRUMENTS,NES	1	74	47	562 FERTILIZER,EXCEPT GRP272	5 862 765	88 516	53 719
872 MEDICAL INSTRUMENTS NES	171	1 842	1 118	571 POLYMERS OF ETHYLENE	236 255	22 556	13 613
873 METERS,COUNTERS,NES	143	705	422	572 POLYMERS OF STYRENE	22 365	4 580	2 798
874 MEASURE,CONTROL INSTRMNT	242	4 635	2 775	573 POLYMERS,VINYL CHLORIDE	340 844	30 455	18 413
881 PHOTOGRAPH APPAR.ETC,NES	40	459	277	574 POLYACETAL,POLYCARBONATE	87 600	16 632	10 111
882 PHOTO.CINEMATOGRPH.SUPPL	204	455	271	575 OTH.PLASTIC,PRIMARY FORM	76 095	5 532	3 359
884 OPTICAL GOODS NES	8	131	80	579 PLASTIC WASTE, SCRAP ETC	7 741	886	535
885 WATCHES AND CLOCKS	9	99	59	581 PLASTIC TUBE,PIPE,HOSE	2 099	1 431	864
891 ARMS AND AMMUNITION	754	7 558	4 569	582 PLASTIC PLATE,SHEETS,ETC	18 490	4 220	2 552
892 PRINTED MATTER	1 239	2 798	1 686	583 MONOFILAMENT OF PLASTICS	76	71	43
893 ARTICLES,NES,OF PLASTICS	6 241	3 973	2 375	591 INSECTICIDES, ETC.	659	758	454
894 BABY CARRIAGE,TOYS,GAMES	1 100	1 982	1 188	592 STARCHES,INULIN,ETC.	71 464	19 005	11 436
895 OFFICE,STATIONERY SUPPLS	52	268	158	593 EXPLOSIVES,PYROTECHNICS	8 752	1 750	1 053
897 GOLD,SILVERWARE,JEWEL NES	4	786	476	598 MISC.CHEMICAL PRODTS,NES	65 761	5 157	3 113
898 MUSICAL INSTRUMENTS,ETC.	528	1 746	1 051	611 LEATHER	44 379	45 941	27 835
899 MISC MANUFCTRD GOODS NES	293	2 166	1 297	612 MANUFACT. LEATHER ETC,NES	1 005	1 518	920
				613 FURSKINS,TANNED,DRESSED	2 798	3 539	2 135
				621 MATERIALS OF RUBBER	40 203	10 108	6 115
				625 RUBBER TYRES,TUBES,ETC.	84 756	21 285	12 878
				629 ARTICLES OF RUBBER, NES	41 748	15 954	9 625
				633 CORK MANUFACTURES	189	62	37
				634 VENEERS, PLYWOOD, ETC.	891 691	52 219	31 556
				635 WOOD MANUFACTURES, NES	4 881 629	259 928	157 111
				641 PAPER AND PAPERBOARD	513 849	29 757	17 946
				642 PAPER,PAPERBOARD,CUT ETC	194 421	21 295	12 897
				651 TEXTILE YARN	16 190	17 175	10 362
				652 COTTON FABRICS, WOVEN	9 601	20 858	12 629
				653 FABRICS,MAN-MADE FIBRES	1 404	3 128	1 890
				654 OTH.TEXTILE FABRIC,WOVEN	4 365	7 701	4 677
				655 KNIT.CROCHET.FABRIC NES	5 628	12 710	7 680
				656 TULLE,LACE,EMBROIDRY.ETC	366	863	525
				657 SPECIAL YARN,TXTL.FABRIC	22 638	7 667	4 632
				658 TEXTILE ARTICLES NES	76 864	101 472	61 313
				659 FLOOR COVERINGS, ETC.	895	440	267
				661 LIME,CEMENT,CONSTR.MATRL	32 966 178	230 574	138 846
				662 CLAY,REFRCT.CONSTR.MATRL	147 987	5 820	3 520
				663 MINERAL MANUFACTURES,NES	2 242 792	39 422	23 769
				664 GLASS	320 440	21 757	13 158
				665 GLASSWARE	553 275	40 881	24 696
				666 POTTERY	53 705	17 372	10 504
				667 PEARLS,PRECIOUS STONES	.	.	.
				671 PIG IRON,SPIEGELEISN,ETC	364 456	26 038	15 793
				672 INGOTS,ETC.IRON OR STEEL	93 304	3 506	2 125
				673 FLAT-ROLLED IRON ETC.	1 125 251	55 247	33 347
				674 FLAT-ROLLED PLATED IRON	71 613	5 731	3 459
				675 FLAT-ROLLED, ALLOY STEEL	16 134	3 266	1 968
				676 IRON, STL.BAR,SHAPES ETC.	2 708 709	146 106	88 270
				677 RAILWAY TRACK IRON,STEEL	390 878	29 653	17 932
				678 WIRE OF IRON OR STEEL	99 414	6 903	4 183
				679 TUBES,PIPES,ETC.IRON,STL	479 838	55 429	33 598
				681 SILVER,PLATINUM,ETC.	1 447	30 869	18 789
				682 COPPER	1 160 030	375 050	226 671
				683 NICKEL	587	426	258
				684 ALUMINIUM	173 242	47 915	28 955
				685 LEAD	51 223	3 185	1 933
				686 ZINC	335 679	48 724	29 434
				689 MISC.NON-FERR.BASE METAL	2 160	1 873	1 139
				691 METALLIC STRUCTURES NES	1 228 497	191 279	115 463
				692 CONTAINERS,STORAGE,TRNSP	181 221	41 823	25 225
				693 WIRE PRODUCTS EXCL.ELECT	123 207	11 954	7 241
				694 NAILS,SCREWS,NUTS,ETC.	307 735	41 039	24 834
				695 TOOLS	17 368	14 054	8 512
				696 CUTLERY	803	1 452	883
				697 HOUSEHOLD EQUIPMENT,NES	91 871	45 830	27 717
				699 MANUFACTS.BASE METAL,NES	839 005	155 882	94 145
				711 STEAM GENER. BOILERS,ETC.	26 526	9 948	6 044
				712 STEAM TURBINES	2 347	4 098	2 426
				713 INTRNL COMBUS PSTN ENGIN	59 715	29 059	17 754
				714 ENGINES,MOTORS NON-ELECT	373	404	240
				716 ROTATING ELECTRIC PLANT	22 793	16 156	9 810
				718 OTH.POWR.GENRTNG.MACHNRY	4 219	3 637	2 201
				721 AGRIC.MACHINES,EX-TRACTR	54 399	13 510	8 170
				722 TRACTORS	13 566	4 982	3 008
				723 CIVIL ENGINEERING EQUIPT	100 786	28 854	17 465
				724 TEXTILE,LEATHER MACHINES	31 442	16 765	10 118
				725 PAPER,PULP MILL MACHINES	4 110	1 965	1 191
				726 PRINTING,BOOKBINDNG MACHS	2 686	3 481	2 118
				727 FOOD-PROCESS.MCH.NON DQM	4 017	5 526	3 341
				728 OTH.MACH,PTS,SPCL INDUST	77 758	28 554	17 264
				731 METAL REMOVAL WORK TOOLS	6 417	5 041	3 040
				733 MACH-TOOLS,METAL-WORKING	4 653	4 802	2 917
				735 PARTS,NES,FOR MACH-TOOLS	22 350	9 793	5 923
				737 METALWORKING MACHNRY NES	5 270	2 603	1 573
				741 HEATING,COOLING EQUIP,PART	24 065	11 100	6 739
				742 PUMPS FOR LIQUIDS,PARTS	8 152	4 493	2 712
				743 PUMPS NES,CENTRIFUGS ETC	56 779	15 448	9 331
				744 MECHANICAL HANDLING EQUIP	147 199	36 580	22 110
				745 OTH.NONELEC MCH,TOOL,NES	12 283	6 327	3 825
				746 BALL OR ROLLER BEARINGS	8 165	8 282	5 017
				747 TAPS,COCKS,VALVES,ETC.	18 773	17 865	10 841
				748 TRANSMISSIONS SHAFTS ETC	32 184	13 854	8 361
				749 NON-ELECT MACH.PARTS,ETC	20 632	12 632	7 676
				751 OFFICE MACHINES	755	650	386
				752 AUTOMATC.DATA PROC.EQUIP	108	1 347	800
				753 PARTS,FOR OFFICE MACHINS	409	1 132	684
				759 RADIO-BROADCAST RECEIVER	731	1 415	856
				763 SOUND RECORDER,PHONOGRPH	878	952	574
				764 TELECOMM.EQUIP,PARTS NES	21 245	17 515	10 537
				771 ELECT POWER MACHNY,PARTS	9 171	10 750	6 517
				772 ELEC.SWITCH.RELAY.CIRCUIT	31 354	64 012	38 681
POLAND							
IMPORTS							
001 LIVE ANIMALS	105 092	32 817	19 888	034 VENEERS, PLYWOOD, ETC.	891 691	52 219	31 556
011 BOVINE MEAT	2 773	1 306	792	635 WOOD MANUFACTURES, NES	4 881 629	259 928	157 111
012 OTHER MEAT, MEAT OFFAL	188 618	117 011	70 085	641 PAPER AND PAPERBOARD	513 849	29 757	17 946
017 MEAT,OFFL.PRPD,PRSD,NES	91 062	37 885	22 925	642 PAPER,PAPERBOARD,CUT ETC	194 421	21 295	12 897
022 MILK AND CREAM	7 142	1 630	982	651 TEXTILE YARN	16 190	17 175	10 362
023 BUTTER,OTHER FAT OF MILK	677	189	99	652 COTTON FABRICS, WOVEN	9 601	20 858	12 629
024 CHEESE AND CURD	3 391	1 085	638	653 FABRICS,MAN-MADE FIBRES	1 404	3 128	1 890
025 EGGS,BIRDS,YOLKS,ALBUMIN	746	107	65	654 OTH.TEXTILE FABRIC,WOVEN	4 365	7 701	4 677
034 FISH,FRESH,CHILLED,FROZN	312 956	85 137	51 485	655 KNIT.CROCHET.FABRIC NES	5 628	12 710	7 680
035 FISH,DRIED,SALTED,SMOKED	5 640	6 693	4 023	656 TULLE,LACE,EMBROIDRY.ETC	366	863	525
037 FISH ETC.PRPD,PRSD,NES	152 907	36 680	22 056	657 SPECIAL YARN,TXTL.FABRIC	22 638	7 667	4 632
041 WHEAT, MESLIN, UNMILLED	18 156	344	208	658 TEXTILE ARTICLES NES	76 864	101 472	61 313
043 BARLEY, UNMILLED	18 247	317	192	659 FLOOR COVERINGS, ETC.	895	440	267
044 MAIZE UNMILLED	9 229	175	107	661 LIME,CEMENT,CONSTR.MATRL	32 966 178	230 574	138 846
045 OTHER CEREALS, UNMILLED	119 922	1 830	1 120	662 CLAY,REFRCT.CONSTR.MATRL	147 987	5 820	3 520
048 CEREAL PREPARATIONS	1 982	475	280	663 MINERAL MANUFACTURES,NES	2 242 792	39 422	23 769
054 VEGETABLES	986 801	86 279	51 952	664 GLASS	320 440	21 757	13 158
056 VEGETABLES,PRPD,PRSD,NES	103 744	10 245	6 174	665 GLASSWARE	553 275	40 881	24 696
057 FRUIT,NUTS EXCL.OIL NUTS	723 799	41 185	24 425	666 POTTERY	53 705	17 372	10 504
058 FRUIT,PRESERVED,PREPARED	886 602	133 619	80 462	667 PEARLS,PRECIOUS STONES	.	.	.
059 FRUIT, VEGETABLE JUICES	926 827	122 648	74 227	671 PIG IRON,SPIEGELEISN,ETC	364 456	26 038	15 793
061 SUGARS,MOLASSES,HONEY	54 463	2 758	1 656	672 INGOTS,ETC.IRON OR STEEL	93 304	3 506	2 125
062 SUGAR CONFECTIONERY	21 946	5 846	3 539	673 FLAT-ROLLED IRON ETC.	1 125 251	55 247	33 347
073 CHOCOLATE,OTH.COCCA PREP	446	239	147	674 FLAT-ROLLED PLATED IRON	71 613	5 731	3 459
075 SPICES	18 164	2 816	1 694	675 FLAT-ROLLED, ALLOY STEEL	16 134	3 266	1 968
081 ANIMAL FEED STUFF	560 655	12 680	7 599	676 IRON, STL.BAR,SHAPES ETC.	2 708 709	146 106	88 270
091 MARGARINE AND SHORTENING	17	115	70	677 RAILWAY TRACK IRON,STEEL	390 878	29 653	17 932
098 EDIBLE PROD.PREPRTNS,NES	3 257	698	424	678 WIRE OF IRON OR STEEL	99 414	6 903	4 183
111 NON-ALCOHOL.BEVERAGE,NES	1 668	119	74	679 TUBES,PIPES,ETC.IRON,STL	479 838	55 429	33 598
112 ALCOHOLIC BEVERAGES	8 981	3 594	2 156	681 SILVER,PLATINUM,ETC.	1 447	30 869	18 789
121 TOBACCO, UNMANUFACTURED	2 587	1 028	615	682 COPPER	1 160 030	375 050	226 671
122 TOBACCO, MANUFACTURED	1 054	1 180	731	683 NICKEL	587	426	258
211 HIDES,SKINS(EX.FURS),RAW	19 675	1 838	1 111	684 ALUMINIUM	173 242	47 915	28 955
212 FURSKINS, RAW	191	2 659	1 576	685 LEAD	51 223	3 185	1 933
222 OILSEED(SFT.FIX VEG.OIL)	160 076	6 108	3 779	686 ZINC	335 679	48 724	29 434
223 OILSEED(OTH.FIX.VEG.OIL)	265	120	72	689 MISC.NON-FERR.BASE METAL	2 160	1 873	1 139
231 NATURAL RUBBER, ETC.	4 160	505	304	691 METALLIC STRUCTURES NES	1 228 497	191 279	115 463
232 SYNTHETIC RUBBER, ETC.	146 418	11 858	7 168	692 CONTAINERS,STORAGE,TRNSP	181 221	41 823	25 225
245 FUEL WOOD, WOOD CHARCOAL	237 389	13 310	8 018	693 WIRE PRODUCTS EXCL.ELECT	123 207	11 954	7 241
246 WOOD IN CHIPS, PARTICLES	247 060	84					

7 IMPORTS AND EXPORTS (SPECIAL TRADE) BY COUNTRIES OF PRODUCTION AND CONSUMPTION AND BY GROUPS OF THE SITC-REV. III 1993

GROUP DESCRIPTION	DT = 100 KG	1 000 DM	1 000 \$	GROUP DESCRIPTION	DT = 100 KG	1 000 DM	1 000 \$
773 ELECTR.DISTRIBT.EQPT.NES	366 159	134 118	81 273	282 FERROUS WASTE AND SCRAP	291 988	4 541	2 684
774 ELECTRO-MEDCL.XRAY.EQUIP	1 976	2 222	1 358	285 ALUMINIUM ORE,CONCTR.ETC	98 997	3 444	2 055
775 DOM.ELEC.NON-ELEC.EQUIPT	118 295	76 116	46 108	287 ORE,CONCENTR.BASE METALS	332 787	2 557	1 524
776 TRANSISTORS,VALVES,ETC.	16 872	19 991	12 059	288 NON-FERROUS WASTE,SCRAP	3 808	387	236
778 ELECTRIC.MACH.APPART.NES	44 008	34 647	20 913	291 CRUDE ANIMAL MATERLS.NES	53 265	22 143	13 303
781 PASS.MOTOR VEHCLS.EX.BUS	199 687	180 701	109 555	292 CRUDE VEG.MATERIALS, NES	23 816	20 741	12 583
782 GOODS,SPCL TRANSPORT VEH	23 424	19 165	11 639	321 COAL,NOT AGGLOMERATED	21 106	676	419
783 ROAD MOTOR VEHICLES NES	1 305	504	304	322 BRIQUETTES,LIGNITE,PEAT	10 791	135	83
784 PARTS,TRACTORS,MOTOR VEH	95 547	36 149	21 846	334 PETROLEUM PRODUCTS	1 958 221	84 697	51 199
785 CYCLES,MOTORCYCLES.ETC.	17 327	12 227	7 360	335 RESIDUAL PETROL.PRODUCTS	64 065	5 452	3 280
786 TRAILERS,SEMI-TRAILR,ETC	455 414	80 247	48 456	342 LIQUEFIED PROPANE,BUTANE	80 038	2 047	1 234
791 RAILWAY VEHICLES.EQUIPNT	41 848	12 625	7 667	344 PETROLEUM GASES, NES			
792 AIRCRAFT,ASSOCT.EQUIPNT	283	4 571	2 720	411 ANIMAL OILS AND FATS	20 320	1 970	1 163
793 SHIP,BOAT,FLDGT.STRUCTRS	825 288	187 771	114 838	421 FIXED VEG.FAT,OILS, SOFT	303 508	30 079	18 061
811 PREFABRICATED BUILDINGS	177 906	28 406	17 172	422 FIXED VEG.FAT,OILS,OTHER	56 690	5 409	3 234
812 PLUMBNG,SANITRY,EQPT.ETC	4 551	1 623	979	431 ANIMAL,VEG.FATS,OILS,NES	150 857	17 535	10 569
813 LIGHTING FIXTURES.ETC.NES	62 118	34 280	20 682	511 HYDROCARBONS,NES,DERIVTS	1 175 333	61 649	37 229
821 FURNITURE,CUSHIONS,ETC.	2 579 638	771 144	465 990	512 ALCOHOL,PHENOL,ETC.DERIV	554 874	30 978	18 708
831 TRUNK,SUIT-CASES,BAG,ETC	19 931	21 673	13 090	513 CARBOXYLIC ACIDS,DERIVTS	62 189	13 523	8 153
841 MENS,BOYS CLOTHING,X-KNIT	117 008	562 474	339 647	514 NITROGEN-FUNCT.COMPOUNDS	37 937	30 740	18 579
842 WOMEN,GIRL CLOTHING,XKNIT	128 183	870 074	524 962	515 ORGANO-INORGANIC COMPNDS	11 493	16 261	9 877
843 MENS,BOYS CLOTHING,KNIT	6 290	16 962	10 236	516 OTHER ORGANIC CHEMICALS	241 026	34 378	20 750
844 WOMEN,GIRLS CLOTHING,KNIT	16 543	65 559	39 610	522 INORGANIC CHEM.ELEMENTS	202 228	17 521	10 615
845 OTHR.TEXTILE APPAREL,NES	37 333	153 335	92 512	523 METAL.SALTS,INORGAN.ACID	138 093	14 259	8 641
846 CLOTHING ACCESSRS,FABRIC	3 749	8 115	4 878	524 OTHER CHEMICAL COMPOUNDS	5 116	3 803	2 305
848 CLOTHING,NONTXLT,HEADGEAR	6 250	26 398	15 979	525 RADIO-ACTIVE MATERIALS	1	459	275
851 FOOTWEAR	46 765	128 723	78 084	531 SYNTH.COLOURS,LAKES,ETC.	17 691	29 860	18 081
871 OPTICAL INSTRUMENTS,NES	121	1 321	794	532 DYEING,TANNING MATERIALS	8 280	3 002	1 828
872 MEDICAL INSTRUMENTS NES	5 096	8 324	5 033	533 PIGMENTS, PAINTS, ETC.	297 257	120 192	72 634
873 METERS,COUNTERS,NES	1 671	3 256	1 962	541 MEDICINES,ETC.EXC.GRP542	7 761	54 199	32 787
874 MEASURE,CONTROL INSTRMNT	4 856	20 389	12 312	542 MEDICAMENTS	66 655	181 835	110 042
881 PHOTOGRAPH APPAR.ETC.NES	21	461	280	551 ESSNTL.OIL,PERFUME,FLAVR	10 475	20 655	12 470
882 PHOTO.CINEMATOGRPH.SUPPL	207	2 533	1 516	553 PERFUMERY,COSMETICS,ETC.	82 120	85 770	51 957
884 OPTICAL GOODS NES	24	423	256	554 SOAP,CLEANERS,POLISH,ETC	195 043	46 440	28 179
885 WATCHES AND CLOCKS	777	1 514	912	562 FERTILIZER,EXCEPT GRP272	1 062 890	14 458	8 707
891 ARMS AND AMMUNITION	509	909	543	571 POLYMERS OF ETHYLENE	65 786	11 328	6 856
892 PRINTED MATTER	18 290	6 042	3 653	572 POLYMERS OF STYRENE	42 806	9 173	5 550
893 ARTICLES,NES,OF PLASTICS	147 710	59 807	36 017	573 POLYMERS,VINYL CHLORIDE	89 345	18 112	10 957
894 BABY CARRIAGE,TOYS,GAMES	32 747	28 122	16 984	574 POLYACETAL,POLYCARBONATE	79 088	35 376	21 378
895 OFFICE,STATIONERY SUPPLS	1 843	6 483	3 931	575 OTH.PLASTIC,PRIMARY FORM	230 468	88 190	53 294
896 WORKS OF ART,ANTIQUE ETC	4 010	4 068	2 459	579 PLASTIC WASTE, SCRAP ETC	18 504	1 099	666
897 GOLD,SILVERWARE,JEWEL NES	96	2 862	1 724	581 PLASTIC TUBE,PIPE,HOSE	43 395	49 943	30 182
898 MUSICAL INSTRUMENTS,ETC.	3 991	5 029	3 048	582 PLASTIC PLATE,SHEETS,ETC	140 441	96 478	58 259
899 MISC MANUFCTRD GOODS NES	108 508	40 736	24 622	583 MONOFILAMENT OF PLASTICS	53 402	35 919	21 652
961 COIN,NONGOLD NONCURRENT	2	222	136	591 INSECTICIDES, ETC.	34 941	42 770	26 052
971 GOLD,NONMONTY EXCL ORES	12	1 897	1 148	592 STARCHES,INULIN,ETC.	180 224	30 356	18 367
EXPORTS	36 583 038	9 701 615	5 864 288	593 EXPLOSIVES,PYROTECHNICS	2 727	2 195	1 309
001 LIVE ANIMALS	6 371	4 810	2 903	597 PREPRD ADDITIVES,LIQUIDS	61 465	23 862	14 385
011 BOVINE MEAT	155 710	22 930	13 823	598 MISC.CHEMICAL PRDCTS.NES	491 761	103 871	62 792
012 OTHER MEAT, MEAT OFFAL	13 028	1 994	1 205	600 CPL IND PLANT CHAP 69-76	2 841	2 428	1 478
016 MEAT,ED.OFFL,DRY,SLT,SMK	306	285	172	611 LEATHER	39 983	62 337	37 702
017 MEAT,OFFL,PRPD,PRSD,NES	1 243	798	481	612 MANUFACT.LEATHER ETC.NES	672	1 599	963
022 MILK AND CREAM	117 994	25 748	15 630	613 FURSKINS,TANNED,DRESSED	594	3 861	2 332
023 BUTTER,OTHER FAT OF MILK	585	129	77	621 MATERIALS OF RUBBER	23 859	15 661	9 461
024 CHEESE AND CURD	94 981	47 337	28 645	625 RUBBER TYRES,TUBES,ETC.	39 666	22 299	13 420
025 EGGS,BIRDS,YOLKS,ALBUMIN	7 659	2 292	1 359	629 ARTICLES OF RUBBER, NES	41 179	33 836	20 437
034 FISH,FRESH,CHILLED,FROZN	114 248	13 715	8 304	633 CORK MANUFACTURES	286	358	214
035 FISH,DRIED,SALTED,SMOKED	2 762	517	307	634 VENEERS, PLYWOOD, ETC.	145 622	22 337	13 516
036 CRUSTACEANS,MOLLUSCS ETC	19 221	7 007	4 236	635 WOOD MANUFACTURES, NES	34 076	9 864	5 941
037 FISH ETC.PRPD,PRSD,NES	67 719	12 621	7 624	641 PAPER AND PAPERBOARD	569 043	166 238	100 388
041 WHEAT, MESLIN, UNMILLED	3 392 284	67 462	40 749	642 PAPER,PAPERBOARD,CUT ETC	259 275	108 945	65 868
042 RICE	48 735	3 669	2 225	651 TEXTILE YARN	39 557	65 338	39 453
043 BARLEY, UNMILLED	4 688 672	91 288	55 886	652 COTTON FABRICS, WOVEN	119 271	274 489	165 645
044 MAIZE UNMILLED	1 093	286	175	653 FABRICS,MAN-MADE FIBRES	152 157	507 892	306 737
045 OTHER CEREALS, UNMILLED	4 519 010	75 777	46 332	654 OTH.TEXTILE FABRIC,WOVEN	41 688	185 433	111 888
046 MEAL, FLOUR OF WHEAT,MSLN	419 427	12 772	7 756	655 KNIT,CROCHET,FABRIC NES	36 183	101 353	61 170
047 OTHER CEREAL MEAL,FLOURS	296 581	5 449	3 317	656 TULLE,LACE,EMBROIDRY.ETC	5 149	26 129	15 766
048 CEREAL PREPARATIONS	68 182	19 932	12 059	657 SPECIAL YARN,TXTL.FABRIC	89 964	153 471	92 627
054 VEGETABLES	99 641	9 396	5 702	658 TEXTILE ARTICLES NES	15 399	25 696	15 512
056 VEGETABLES,PRPD,PRSD,NES	49 667	16 168	9 740	659 FLOOR COVERINGS, ETC.	14 390	8 355	5 048
057 FRUIT,NUTS EXCL.OIL NUTS	151 633	21 557	12 945	661 LIME,CEMENT,CONSTR.MATRL	156 699	14 670	8 888
058 FRUIT,PRESERVED,PREPARED	19 978	5 129	3 097	662 CLAY,REFRCT.CONSTR.MATRL	427 967	37 058	22 406
059 FRUIT, VEGETABLE JUICES	27 930	9 417	5 703	663 MINERAL MANUFACTURES,NES	174 330	39 447	23 856
061 SUGARS,MOLASSES,HONEY	238 163	12 023	7 271	664 GLASS	121 897	29 760	17 952
062 SUGAR CONFECTIONERY	33 813	17 528	10 616	665 GLASSWARE	44 401	10 342	6 226
071 COFFEE,COFFEE SUBSTITUTE	123 092	63 031	38 090	666 POTTERY	1 636	1 869	1 120
072 COCOA	21 518	3 940	2 392	667 PEARLS,PRECIOUS STONES			
073 CHOCOLATE,OTH.COCOA PREP	59 910	33 702	20 527	671 PIG IRON,SPIEGELEISN,ETC	10 301	2 127	1 291
074 TEA AND MATE	2 769	1 575	2 392	672 INGOTS ETC.IRON OR STEEL	13 137	1 290	776
075 SPICES	2 948	2 158	1 301	673 FLAT-ROLLED IRON ETC.	472 193	43 107	25 975
081 ANIMAL FEED STUFF	2 617 227	127 884	77 194	674 FLAT-ROLLED PLATED IRON	119 133	16 973	10 242
091 MARGARINE AND SHORTENING	114 219	15 537	9 420	675 FLAT-ROLLED, ALLOY STEEL	134 441	31 605	19 022
098 EDIBLE PROD.PREPRNTS,NES	148 372	79 285	48 025	676 IRON,STL.BAR,SHAPES ETC.	211 383	24 107	14 562
111 NON-ALCOHOL.BEVERAGE,NES	94 524	8 899	5 407	677 RAILWAY TRACK IRON,STEEL	87 203	5 112	3 094
112 ALCOHOLIC BEVERAGES	50 746	8 029	4 858	678 WIRE OF IRON OR STEEL	24 584	5 087	3 068
121 TOBACCO, UNMANUFACTURED	9 548	9 663	5 734	679 TUBES,PIPES,ETC.IRON,STL	260 588	58 487	35 406
122 TOBACCO, MANUFACTURED	13 749	11 581	7 050	681 SILVER,PLATINUM,ETC.	25	678	410
211 HIDES,SKINS(EX.FURS),RAW	87 742	18 624	11 216	682 COPPER	31 552	21 985	13 262
212 FURSKINS, RAW	190	1 100	649	683 NICKEL	905	1 892	1 142
222 OILSEED(SFT.FIX VEG.OIL)	18 285	3 132	1 886	684 ALUMINIUM	158 259	62 133	37 638
223 OILSEED(OTH.FIX.VEG.OIL)	3 177	595	367	685 LEAD	89 696	6 868	4 143
231 NATURAL RUBBER, ETC.	10 882	2 376	1 429	686 ZINC	16 122	3 214	1 921
232 SYNTHETIC RUBBER, ETC.	61 187	11 500	6 971	687 TIN	84	109	64
246 WOOD IN CHIPS, PARTICLES	53 445	530	319	689 MISC.NON-FERR.BASE METAL	797	705	425
247 WOOD ROUGH,ROUGH SQUARED	14 204	753	459	691 METALLIC STRUCTURES NES	107 957	50 858	30 652
248 WOOD, SIMPLY WORKED	69 183	10 693	6 447	692 CONTAINERS,STORAGE,TRNSP	102 166	51 365	31 199
251 PULP AND WASTE PAPER	136 215	4 196	2 540	693 WIRE PRODUCTS EXCL.ELECT	25 875	7 691	4 659
263 COTTON	7 322	1 385	849	694 NAILS,SCREWS,NUTS,ETC.	18 025	12 873	7 786
266 SYNTHETIC FIBRES	7 892	2 821	1 707	695 TOOLS	18 698	37 853	22 875
267 OTHER MAN-MADE FIBRES	23 996	15 481	9 416	696 CUTLERY	918	4 188	2 522
268 WOOL, OTHER ANIMAL HAIR	21 495	14 019	8 457	697 HOUSEHOLD EQUIPMENT,NES	18 740	18 954	11 437
269 WORN CLOTHING,TEXTL.ARTL	249 209	22 278	13 471	699 MANUFACTS.BASE METAL,NES	158 956	134 810	81 393
273 STONE, SAND AND GRAVEL	334 878	4 242	2 556	700 CPL IND PLANT (84/85/87)	6 737	12 828	7 741
274 SULPHUR,UNRSTD.IRON PYRS	298 982	1 041	628	711 STEAM GENER.BOILERS,ETC.	7 815	16 008	9 702
277 NATURAL ABRASIVES, NES	6 604	719	430	712 STEAM TURBINES	3 332	5 674	3 361
278 OTHER CRUDE MINERALS	836 753	9 769	5 911	713 INTRNL COMBUS PSTN ENGIN	9 203	17 013	10 262
			430	714 ENGINES,MOTORS NON-ELECT	869	1 378	831
			5 911	716 ROTATING ELECTRIC PLANT	10 625	28 895	17 458

7 IMPORTS AND EXPORTS (SPECIAL TRADE) BY COUNTRIES OF PRODUCTION AND CONSUMPTION AND BY GROUPS OF THE SITC-REV. III 1993

GROUP DESCRIPTION	DT = 100 KG	1 000 DM	1 000 \$	GROUP DESCRIPTION	DT = 100 KG	1 000 DM	1 000 \$
718 OTH. POWR. GENRTNG. MACHNRY	5 246	13 183	7 958	111 NON-ALCOHOL. BEVERAGE, NES	134 872	157	93
721 AGRIC. MACHINES, EX. TRACTR	28 441	25 121	15 204	112 ALCOHOLIC BEVERAGES	397 076	36 074	21 770
722 TRACTORS	1 338	911	551	211 HIDES, SKINS (EX. FURS), RAW	48 252	12 454	7 511
723 CIVIL ENGINEERING EQUIPT	32 094	59 780	36 150	212 FURSKINS, RAW	13	160	100
724 TEXTILE, LEATHER MACHINES	36 607	115 603	69 962	222 OILSEED (SFT. FIX. VEG. OIL)	233 847	7 230	4 356
725 PAPER, PULP MILL MACHINES	9 845	30 268	18 121	223 OILSEED (OTH. FIX. VEG. OIL)	19 537	5 944	3 564
726 PRINTNG, BOOKBINDNG MACHS	16 516	41 152	24 956	232 SYNTHETIC RUBBER, ETC.	108 317	7 772	4 675
727 FOOD-PROCESS. MCH. NON DOM	31 043	85 671	51 714	245 FUEL WOOD, WOOD CHARCOAL	146 393	1 847	1 119
728 OTH. MACH. PTS, SPCL INDUST	102 322	218 603	131 301	246 WOOD IN CHIPS, PARTICLES	342 405	1 710	1 023
731 METAL REMOVAL WORK TOOLS	13 312	38 939	23 420	247 WOOD ROUGH, ROUGH SQUARED	1 386 276	20 878	12 583
733 MACH-TOOLS, METAL-WORKING	19 878	30 470	18 378	248 WOOD, SIMPLY WORKED	1 921 141	72 638	43 862
735 PARTS, NES, FOR MACH-TOOLS	4 420	7 707	4 671	251 PULP AND WASTE PAPER	431 371	23 113	13 983
737 METALWORKING MACHNRY NES	7 571	27 894	16 829	263 COTTON	18 091	1 408	856
741 HEATING, COOLING EQUIP, PART	56 654	137 268	82 987	266 SYNTHETIC FIBRES	11 767	2 221	1 344
742 PUMPS FOR LIQUIDS, PARTS	13 953	48 578	29 365	267 OTHER MAN-MADE FIBRES	32 506	7 194	4 342
743 PUMPS NES, CENTRIFUGS ETC	41 511	105 373	63 628	268 WOOL, OTHER ANIMAL HAIR	7 349	4 687	2 849
744 MECHANICAL HANDLING EQUIP	61 366	103 663	62 636	269 WORN CLOTHING, TEXTL. ARTL	27 467	1 579	961
745 OTH. NONELEC MCH, TOOL, NES	39 004	142 247	86 074	272 FERTILIZERS, CRUDE	11 991	545	329
746 BALL OR ROLLER BEARINGS	7 966	19 195	11 608	273 STONE, SAND AND GRAVEL	22 665 771	39 611	23 846
747 TAPS, COCKS, VALVES, ETC.	30 499	90 057	54 404	277 NATURAL ABRASIVES, NES	458	60	36
748 TRANSMISSIONS SHAFTS ETC	12 340	26 196	15 863	278 OTHER CRUDE MINERALS	2 912 246	29 672	17 892
749 NON-ELECT MACH. PARTS, ETC	22 395	65 769	39 747	282 FERROUS WASTE AND SCRAP	438 426	12 872	7 720
751 OFFICE MACHINES	5 701	24 633	14 932	285 ALUMINIUM ORE, CONCTR. ETC	2 602	184	112
752 AUTOMAT. DATA PROC. EQUIP	22 912	160 464	96 929	288 NON-FERROUS WASTE, SCRAP	357 417	52 048	31 415
759 PARTS, FOR OFFICE MACHINS	6 148	37 503	22 668	289 PREC. METAL ORES, CONCTR	276	6 792	4 189
761 TELEVISION RECEIVERS ETC	3 208	11 814	7 122	291 CRUDE ANIMAL MATERLS. NES	66 583	6 912	4 173
762 RADIO-BROADCAST RECEIVER	1 252	6 376	3 837	292 CRUDE VEG. MATERIALS, NES	43 543	6 940	4 215
763 SOUND RECORDER, PHONOGRPH	506	6 506	3 925	321 COAL, NOT AGGLOMERATED	5 343 580	44 637	26 886
764 TELECOMM. EQUIP. PARTS NES	20 439	162 914	99 199	322 BRIQUETTES, LIGNITE, PEAT	23 875 920	107 585	64 985
771 ELECT. POWER MACHNRY, PARTS	10 167	25 375	15 298	325 COKE, SEMI-COKE, RET. CARBN	2 815 655	38 261	22 942
772 ELEC. SWITCH, RELAY, CIRCUIT	28 411	146 998	88 822	334 PETROLEUM PRODUCTS	2 436 892	71 413	43 355
773 ELECTR. DISTRIB. EQPT NES	31 726	43 763	26 400	335 RESIDUAL PETROL. PRODUCTS	1 258 591	24 412	14 745
774 ELECTRO-MEODCL. XRAY EQUIP	3 199	73 922	44 775	342 LIQUEFIED PROPANE, BUTANE	248 186	6 050	3 665
775 DOM. ELEC. NON-ELEC. EQUIPT	36 639	67 809	40 966	344 PETROLEUM GASES, NES	22 080	239	146
776 TRANSISTORS, VALVES, ETC.	49 098	108 767	65 766	351 ELECTRIC CURRENT, MWH	366 589	10 859	6 512
778 ELECTRIC. MACH. APPART. NES	56 477	109 237	65 989	411 ANIMAL OILS AND FATS	5 935	272	163
781 PASS. MOTOR VEHCLS. EX. BUS	343 090	473 244	286 996	431 ANIMAL, VEG. FATS, OILS, NES	172 528	8 595	5 211
782 GOODS, SPCL TRANSPORT VEH	158 079	168 359	101 778	511 HYDROCARBONS, NES, DERIVTS	521 444	27 505	16 592
783 ROAD MOTOR VEHICLES NES	53 256	47 615	29 011	512 ALCOHOL, PHENOL, ETC. DERIV	145 463	17 955	10 819
784 PARTS, TRACTORS, MOTOR VEH	69 586	171 180	103 362	513 CARBOXYLIC ACIDS, DERIVTS	145 495	21 775	13 199
785 CYCLES, MOTORCYCLES ETC.	5 605	7 298	4 391	514 NITROGEN-FUNCT. COMPOUNDS	139 392	22 606	13 646
786 TRAILERS, SEMI-TRAILR, ETC	82 216	48 526	29 314	515 ORGANO-INORGANIC COMPNDS	9 034	5 904	3 547
791 RAILWAY VEHICLES. EQUIPNT	13 023	22 052	13 333	516 OTHER ORGANIC CHEMICALS	22 342	8 270	4 972
792 AIRCRAFT, ASSOC'D. EQUIPNT	35	179	108	522 INORGANIC CHEM. ELEMENTS	730 134	26 106	15 782
793 SHIP, BOAT, FLOAT, STRUCTRS	913	1 716	1 042	523 METAL. SALTS, INORGAN. ACID	282 508	9 105	5 487
800 CPL IND PLANT CHAP 90/94	102	709	431	524 OTHER CHEMICAL COMPOUNDS	29 092	2 603	1 569
811 PREFABRICATED BUILDINGS	3 583	1 261	770	525 RADIO-ACTIVE MATERIALS	11	283	172
812 PLUMBNG, SANITRY, EQPT. ETC	38 355	40 534	24 440	531 SYNTH. COLOURS, LAKES, ETC.	6 460	11 560	7 013
813 LIGHTING FIXTURES ETC. NES	8 476	20 514	12 392	532 DYEING, TANNING MATERIALS	1 275	293	178
821 FURNITURE, CUSHIONS, ETC.	115 057	76 922	46 442	533 PIGMENTS, PAINTS, ETC	27 205	3 473	2 081
831 TRUNK, SUIT-CASES, BAG, ETC	3 654	8 106	4 891	541 MEDICINES, ETC. EXC. GRPS 42	3 858	12 200	7 347
841 MENS, BOYS CLOTHING, X-KNIT	4 097	17 213	10 391	542 MEDICAMENTS	545	4 740	2 890
842 WOMEN, GIRL CLOTHING, X-KNIT	3 764	24 408	14 687	551 ESSNTL. OIL, PERFUME, FLAVR	1 094	411	248
843 MENS, BOYS CLOTHING, KNIT	1 079	2 500	1 513	553 PERFUMERY, COSMETICS, ETC.	1 760	1 370	822
844 WOMEN, GIRLS CLOTHING, KNIT	2 382	13 557	8 174	554 SOAP, CLEANERS, POLISH, ETC	6 061	1 805	1 098
845 OTHR. TEXTILE APPAREL, NES	6 355	33 358	20 134	562 FERTILIZER, EXCEPT GRP 272	2 944 733	54 769	33 503
846 CLOTHING ACCESSRS, FABRIC	5 310	27 389	16 529	571 POLYMERS OF ETHYLENE	308 013	30 904	18 728
848 CLOTHING, NONTEXTL; HEADGEAR	5 301	19 185	11 582	572 POLYMERS OF STYRENE	116 728	16 540	9 987
851 FOOTWEAR	17 906	30 412	18 449	573 POLYMERS, VINYL CHLORIDE	508 161	47 326	28 564
871 OPTICAL INSTRUMENTS, NES	202	5 244	3 196	574 POLYACETAL, POLYCARBONATE	7 003	2 667	1 600
872 MEDICAL INSTRUMENTS NES	5 342	58 900	35 670	575 OTH. PLASTIC, PRIMARY FORM	196 968	16 571	10 019
873 METERS, COUNTERS, NES	2 351	14 081	8 533	579 PLASTIC WASTE, SCRAP ETC	26 839	1 589	961
874 MEASURE, CONTROL INSTRMNT	7 282	130 389	78 570	581 PLASTIC TUBE, PIPE, HOSE	4 956	2 986	1 803
881 PHOTOGRAPH APPAR. ETC. NES	2 636	24 456	14 787	582 PLASTIC PLATE, SHEETS, ETC	50 074	11 460	6 926
882 PHOTO. CINEMATOGRPH. SUPPL	21 626	42 111	25 465	583 MONOFILAMENT OF PLASTICS	1 984	835	498
883 CINE. FILM EXPOSD. DEVELPD	4	82	50	591 INSECTICIDES, ETC.	1 420	837	502
884 OPTICAL GOODS NES	323	11 209	6 818	592 STARCHES, INULIN, ETC.	19 520	12 899	7 776
885 WATCHES AND CLOCKS	730	9 009	5 433	593 EXPLOSIVES, PYROTECHNICS	13 732	5 710	3 440
891 ARMS AND AMMUNITION	394	3 872	2 355	597 PREPRED ADDITIVES, LIQUIDS	685	67	41
892 PRINTED MATTER	235 773	125 896	76 016	598 MISC. CHEMICAL PRODTS. NES	136 589	9 068	5 478
893 ARTICLES, NES, OF PLASTICS	210 272	139 445	84 268	611 LEATHER	13 409	7 004	4 249
894 BABY CARRIAGE, TOYS, GAMES	20 055	31 420	19 007	612 MANUFACT. LEATHER ETC. NES	580	1 247	753
895 OFFICE, STATIONERY SUPPLS	9 093	22 191	13 389	613 FURSKINS, TANNED, DRESSED	328	1 809	1 097
896 WORKS OF ART, ANTIQUE ETC	524	2 879	1 747	621 MATERIALS OF RUBBER	26 001	7 740	4 685
897 GOLD, SILVERWARE, JEWEL NES	94	7 063	4 258	625 RUBBER TYRES, TUBES, ETC.	74 321	27 841	16 840
898 MUSICAL INSTRUMENTS, ETC.	9 978	51 335	30 993	629 ARTICLES OF RUBBER, NES	41 483	27 465	16 625
899 MISC MANUFACTRD GOODS NES	25 619	88 314	53 371	634 VENEERS, PLYWOOD, ETC.	660 288	32 081	19 326
941 COMPL IND PLANT CHAPT 99	250	2 902	1 708	635 WOOD MANUFACTURES, NES	1 532 661	97 856	59 104
971 GOLD, NONMONTARY EXCL ORES		519	312	641 PAPER AND PAPERBOARD	515 980	45 224	27 367
				642 PAPER, PAPERBOARD, CUT ETC	65 968	15 654	9 440
				651 TEXTILE YARN	45 073	17 846	10 794
				652 COTTON FABRICS, WOVEN	52 229	56 484	34 068
				653 FABRICS, MAN-MADE FIBRES	37 878	46 878	28 337
				654 OTH. TEXTILE FABRIC, WOVEN	36 871	25 148	15 208
				655 KNIT, CROCHET. FABRIC NES	4 535	4 451	2 676
				656 TULLE, LACE, EMBROIDRY, ETC	3 409	6 691	4 045
				657 SPECIAL YARN, TEXTL. FABRIC	62 695	24 704	14 949
				658 TEXTILE ARTICLES NES	64 931	86 012	51 981
				659 FLOOR COVERINGS, ETC.	3 304	3 047	1 844
				661 LIME, CEMENT, CONSTR. MATRL	21 075 047	188 797	114 010
				662 CLAY, REFRCT. CONSTR. MATRL	3 389 143	51 637	31 173
				663 MINERAL MANUFACTURES, NES	3 617 151	68 193	41 106
				664 GLASS	468 047	44 418	26 886
				665 GLASSWARE	704 381	90 121	54 406
				666 POTTERY	34 789	23 249	14 032
				667 PEARLS, PRECIOUS STONES			
				671 PIG IRON, SPIEGELEISN, ETC	686 637	33 099	19 918
				672 INGOTS ETC. IRON OR STEEL	1 045 676	39 730	23 870
				673 FLAT-ROLLED IRON ETC.	1 497 293	73 869	44 706
				674 FLAT-ROLLED PLATED IRON	25 515	2 058	1 251
				675 FLAT-ROLLED, ALLOY STEEL	5 940	1 365	827
				676 IRON, STL. BAR, SHAPES ETC.	3 751 535	190 392	115 144
				677 RAILWAY TRACK IRON, STEEL	56 052	3 627	2 198
				678 WIRE OF IRON OR STEEL	741 355	43 042	26 010
				679 TUBES, PIPES, ETC. IRON, STL	693 279	61 932	37 307
				681 SILVER, PLATINUM, ETC.	24	545	327
				682 COPPER	49 384	13 665	8 242
				683 NICKEL	455	482	299
CZECH REPUBL							
IMPORTS							
001 LIVE ANIMALS	172 368	45 056	27 100				
011 BOVINE MEAT	2 287	1 702	1 033				
012 OTHER MEAT, MEAT OFFAL	54 776	23 466	14 132				
017 MEAT, OFFL, PRPD, PRSVD, NES	2 251	970	586				
022 MILK AND CREAM	13 143	1 793	1 078				
023 BUTTER, OTHER FAT OF MILK	4 894	1 045	628				
024 CHEESE AND CURD	3 888	1 242	745				
025 EGGS, BIRDS, YOLKS, ALBUMIN	9 206	3 665	2 209				
034 FISH, FRESH, CHILLED, FROZN	29 721	12 232	7 353				
036 CRUSTACEANS, MOLLUSCS ETC	94	77	47				
045 OTHER CEREALS, UNMILLED	2 514	103	63				
048 CEREAL PREPARATIONS	155 385	7 261	4 410				
054 VEGETABLES	1 170 602	71 140	42 977				
056 VEGETABLES, PRPD, PRSVD, NES	11 146	1 890	1 144				
057 FRUIT, NUTS EXCL. OIL NUTS	440 575	9 306	5 575				
058 FRUIT, PRESERVED, PREPARED	54 744	4 564	2 765				
059 FRUIT, VEGETABLE JUICES	51 793	4 167	2 523				
061 SUGARS, MOLASSES, HONEY	48 931	5 260	3 174				
062 SUGAR CONFECTIONERY	4 201	1 742	1 041				
071 COFFEE, COFFEE SUBSTITUTE	294	67	39				
073 CHOCOLATE, OTH. COCOA PREP	3 008	3 134	1 910				
075 SPICES	5 787	755	455				
081 ANIMAL FEED STUFF	2 199 676	50 477	30 546				
098 EDIBLE PROD. PREPRNTS, NES	6 927	2 369	1 450				

7 IMPORTS AND EXPORTS (SPECIAL TRADE) BY COUNTRIES OF PRODUCTION AND CONSUMPTION AND BY GROUPS OF THE SITC-REV. III 1993

GROUP DESCRIPTION	DT = 100 KG	1 000 DM	1 000 \$	GROUP DESCRIPTION	DT = 100 KG	1 000 DM	1 000 \$
684 ALUMINIUM	114 074	26 972	16 308	034 FISH,FRESH,CHILLED,FROZEN	38 136	4 770	2 874
685 LEAD	13 888	945	574	035 FISH,DRIED,SALTED,SMOKED	485	89	53
686 ZINC	3 141	509	307	036 CRUSTACEANS,MOLLUSCS ETC	105	86	49
687 TIN	448	323	189	037 FISH ETC.PRPD,PRSD,NES	10 705	4 634	2 805
689 MISC.NON-FERR.BASE METAL	800	910	556	041 WHEAT, MESLIN, UNMILLED	581 486	10 280	6 044
691 METALLIC STRUCTURES,NES	512 171	89 737	54 240	042 RICE	2 745	198	118
692 CONTAINERS,STORAGE,TRNSP	212 492	38 512	23 281	043 BARLEY, UNMILLED	1 946 160	24 321	14 534
693 WIRE PRODUCTS EXCL.ELECT	255 518	13 088	7 920	044 MAIZE UNMILLED	243	205	127
694 NAILS,SCREWS,NUTS,ETC.	194 840	23 023	13 914	045 OTHER CEREALS, UNMILLED	352 918	6 210	3 732
695 TOOLS	23 988	50 789	30 724	048 CEREAL PREPARATIONS	74 856	9 713	5 845
696 CUTLERY	1 737	3 409	2 062	054 VEGETABLES	97 066	6 350	3 854
697 HOUSEHOLD EQUIPMENT,NES	102 608	34 032	20 627	056 VEGETABLES,PRPD,PRSD,NES	21 989	5 450	3 259
699 MANUFACTS.BASE METAL,NES	720 265	167 667	101 338	057 FRUIT,NUTS EXCL.OIL NUTS	64 108	9 050	4 812
711 STEAM GENER. BOILERS,ETC.	18 263	5 575	3 328	058 FRUIT,PRESERVED,PREPARED	18 108	7 541	4 531
712 STEAM TURBINES	1 880	8 842	5 361	059 FRUIT, VEGETABLE JUICES	20 068	1 777	1 073
713 INTRNL COMBUS PSTN ENGIN	17 358	18 706	11 335	061 SUGARS,MOLASSES,HONEY	145 007	6 248	3 729
714 ENGINES,MOTORS NON-ELECT	206	741	447	062 SUGAR CONFECTIONERY	7 091	3 790	2 279
716 ROTATING ELECTRIC PLANT	78 548	80 343	48 505	071 COFFEE,COFFEE SUBSTITUTE	26 033	13 041	7 819
718 OTH.PWR.GENRTNG.MACHNRY	7 090	4 870	2 914	072 COCOA	11 815	1 744	1 067
721 AGRIC.MACHINES,EX.TRACTR	66 343	24 978	15 099	073 CHOCOLATE,OTH.COCOA PREP	19 904	10 595	6 412
722 TRACTORS	32 682	16 562	10 071	074 TEA AND MATE	75	110	68
723 CIVIL ENGINEERING EQUIPT	224 724	63 218	38 261	075 SPICES	4 210	2 702	1 627
724 TEXTILE,LEATHER MACHINES	41 806	47 108	28 547	081 ANIMAL FEED STUFF	1 229 417	80 386	48 647
725 PAPER,PULP MILL MACHINES	9 413	3 455	2 083	091 MARGARINE AND SHORTENING	36 293	6 158	3 761
726 PRINTNG,BOOKBINDNG MACHS	11 553	5 422	3 269	098 EDIBLE PROD.PREPRNTS,NES	61 422	26 520	16 023
727 FOOD-PROCESS.MCH.NON DOM	4 257	4 323	2 610	111 NON-ALCOHOL.BEVERAGE,NES	43 808	3 680	2 230
728 OTH.MACH.PTS,SPCL INDUST	117 299	51 781	31 381	112 ALCOHOLIC BEVERAGES	19 429	6 286	3 796
731 METAL REMOVAL WORK TOOLS	34 384	27 925	16 870	122 TOBACCO, MANUFACTURED	5 873	13 759	8 313
733 MACH-TOOLS,METAL-WORKING	13 296	6 295	3 807	211 HIDES,SKINS(EX.FURS),RAW	3 944	836	507
735 PARTS,NES,FOR MACH-TOOLS	54 065	29 553	17 827	212 FURSKINS, RAW	36	194	118
737 METALWORKING MACHNRY,PAR	24 346	15 435	9 324	222 OILSEED(SFT.FIX VEG.OIL)	7 942	1 147	679
741 HEATING,COOLING EQUIP, PART	56 537	27 226	16 518	223 OILSEED(OTH.FIX.VEG.OIL)	834	165	102
742 PUMPS FOR LIQUIDS,PARTS	15 495	14 289	8 626	231 NATURAL RUBBER, ETC.	11 236	1 967	1 194
743 PUMPS,NES,CENTRIFUGS ETC	40 156	16 402	9 892	232 SYNTHETIC RUBBER, ETC.	61 285	14 411	8 718
744 MECHANICAL HANDLING EQUIP	117 275	40 218	24 375	246 WOOD IN CHIPS, PARTICLES	83 710	720	430
745 OTH.NON-ELEC.MCH.TOOL,NES	21 327	14 667	8 877	247 WOOD ROUGH,ROUGH SQUARED	461 699	6 548	3 969
746 BALL OR ROLLER BEARINGS	2 859	5 674	3 440	248 WOOD, SIMPLY WORKED	53 644	6 069	3 673
747 TAPS,COCKS,VALVES,ETC.	31 245	18 158	10 979	251 PULP AND WASTE PAPER	20 664	878	528
748 TRANSMISSIONS SHAFTS ETC	63 527	27 773	16 812	263 COTTON	16 662	4 662	2 849
749 NON-ELECT MACH.PARTS,ETC	20 893	16 712	10 087	265 VEGETABLE TEXTILE FIBRES	1 410	161	97
751 OFFICE MACHINES	13 559	29 171	17 619	266 SYNTHETIC FIBRES	22 175	6 363	3 839
752 AUTOMATC.DATA PROC.EQUIP	3 022	11 055	6 621	267 OTHER MAN-MADE FIBRES	11 086	5 830	3 527
759 PARTS,FOR OFFICE MACHINS	17 973	34 186	20 726	268 WOOD, OTHER ANIMAL HAIR	18 637	11 676	7 075
761 TELEVISION RECEIVERS ETC	20	86	50	269 WORN CLOTHING,TEXTL.ARTL	78 206	7 635	4 610
762 RADIO-BROADCAST RECEIVER	18	226	136	272 FERTILIZERS, CRUDE	401	52	33
763 SOUND RECORDER,PHONOGRPH	582	3 577	2 188	273 STONE, SAND AND GRAVEL	181 359	3 276	1 975
764 TELECOMM.EQUIP.PARTS NES	9 355	14 669	8 815	274 SULPHUR,UNRSTD.IRON PYRS	447 331	4 992	3 037
771 ELECT PWR.MACHNRY.PARTS	28 491	49 324	29 797	278 OTHER CRUDE MINERALS	1 889 611	14 575	8 757
772 ELEC.SWITCH.RELAY.CIRCUIT	40 397	100 802	60 843	282 FERROUS WASTE AND SCRAP	2 547 583	17 057	10 313
773 ELECTR.DISTRIB.EQPT NES	96 125	106 788	64 499	285 ALUMINIUM ORE,CONCTR.ETC	7 696	750	457
774 ELECTRO-MEDCL.XRAY EQUIP	81	363	221	287 ORE,CONCENTR.BASE METALS	16 715	813	494
775 DOM.ELEC.NON-ELEC.EQUIPT	36 774	34 461	20 783	288 NON-FERROUS WASTE,SCRAP	48 813	6 803	4 114
776 TRANSISTORS,VALVES,ETC.	11 989	13 227	7 987	291 CRUDE ANIMAL MATERLS,NES	18 439	7 372	4 432
778 ELECTRIC.MACH.APART.NES	30 608	86 349	52 376	292 CRUDE VEG.MATERIALS, NES	10 335	15 277	9 252
781 PASS.MOTOR VEHCLS.EX.BUS	175 705	195 989	119 676	321 COAL,NOT AGGLOMERATED	3 172	134	81
782 GOODS,SPCL TRANSPORT VEH	119 001	54 118	32 936	334 PETROLEUM PRODUCTS	1 707 482	68 540	41 283
783 ROAD MOTOR VEHICLES NES	5 537	5 305	3 203	335 RESIDUAL PETROL PRODUCTS	123 940	6 107	3 707
784 PARTS,TRACTORS,MOTOR VEH	263 235	93 081	56 292	342 LIQUEFIED PROPANE,BUTANE	7 944	630	383
785 CYCLES,MOTORCYCLES ETC.	36 306	21 139	12 788	351 ELECTRIC CURRENT, MWH	225 680	9 440	5 638
786 TRAILERS,SEMI-TRAILER,ETC	298 932	56 102	34 037	411 ANIMAL OILS AND FATS	17 259	1 429	861
791 RAILWAY VEHICLES,EQUIPNT	209 475	43 782	26 454	421 FIXED VEG.FAT,OILS, SOFT	124 013	14 723	8 849
792 AIRCRAFT,ASSOCTD.EQUIPNT	442	4 966	2 984	422 FIXED VEG.FAT,OILS,OTHER	34 456	2 845	1 716
793 SHIP,BOAT,FLOAT,STRUCTRS	17 124	7 109	4 310	431 ANIMAL,VEG.FATS,OILS,NES	74 885	8 864	5 364
811 PREFABRICATED BUILDINGS	707 576	136 936	82 793	511 HYDROCARBONS,NES,DERIVTS	196 379	12 311	7 289
812 PLUMBNG,SANITRY,EQPT,ETC	83 526	18 239	11 066	512 ALCOHOL,PHENOL,ETC.DERIV	269 196	12 230	7 391
813 LIGHTING FIXTURES ETC,NES	20 527	11 364	6 861	513 CARBOXYLIC ACIDS,DERIVTS	29 350	8 465	5 124
821 FURNITURE,CUSHIONS,ETC.	723 281	231 559	140 029	514 NITROGEN-FUNCT.COMPOUNDS	36 005	17 237	10 438
831 TRUNK,SUIT-CASES,BAG,ETC	21 586	29 125	17 626	515 ORGANO-INORGANIC COMPNDS	9 263	10 098	6 108
841 MENS,BOYS CLOTHNG,X-KNIT	33 662	143 147	86 392	516 OTHER ORGANIC CHEMICALS	87 741	13 620	8 230
842 WOMEN,GIRL CLOTHNG,XKNIT	27 125	157 467	95 051	522 INORGANIC CHEM.ELEMENTS	193 206	20 142	12 220
843 MENS,BOYS CLOTHNG,KNIT	4 859	16 653	10 077	523 METAL, SALTS, INORGAN.ACID	1 182 217	40 761	24 664
844 WOMEN,GIRLS CLOTHNG,KNIT	9 561	44 386	26 847	524 OTHER CHEMICAL COMPOUNDS	17 934	6 486	3 933
845 OTHR.TEXTILE APPAREL,NES	22 425	102 358	61 862	525 RADIO-ACTIVE MATERIALS	7	249	149
846 CLOTHING ACCESSRS,FABRIC	16 677	51 027	30 760	531 SYNTH.COLOURS,LAKES,ETC.	9 117	14 768	8 938
848 CLOTHING,NONTXTL;HEADGEAR	9 200	38 039	22 942	532 DYEING,TANNING MATERIALS	5 369	1 706	1 034
851 FOOTWEAR	61 458	139 881	84 521	533 PIGMENTS, PAINTS, ETC.	155 370	90 495	54 783
871 OPTICAL INSTRUMENTS,NES	277	2 579	1 554	541 MEDICINES,ETC.EXC.GRP542	3 790	24 892	14 995
872 MEDICAL INSTRUMENTS NES	6 495	7 350	4 430	542 MEDICAMENTS	13 966	76 463	46 175
873 METERS,COUNTERS,NES	215	1 807	1 098	551 ESSNTL.OIL,PERFUME,FLAVR	4 065	8 227	4 956
874 MEASURE,CONTROL INSTRMNT	16 150	35 570	21 480	553 PERFUMERY,COSMETICS,ETC.	36 995	33 259	20 072
881 PHOTOGRAPH APPAR.ETC,NES	5 986	5 522	3 322	554 SOAP,CLEANERS,POLISH,ETC	94 214	23 342	14 126
882 PHOTO.CINEMATOGPH.SUPPL	504	1 479	884	562 FERTILIZER,EXCEPT GRP272	575 938	10 019	6 082
883 CINE.FILM EXPOSD.DEVELOPD	8	65	39	571 POLYMERS OF ETHYLENE	38 978	6 864	4 148
884 OPTICAL GOODS NES	1 108	8 462	5 096	572 POLYMERS OF STYRENE	28 152	8 253	5 015
885 WATCHES AND CLOCKS	4 640	9 753	5 870	573 POLYMERS,VINYL CHLORIDE	43 041	10 313	6 205
891 ARMS AND AMMUNITION	5 239	11 853	7 208	574 POLYACETAL,POLYCARBONATE	64 405	25 851	15 705
892 PRINTED MATTER	83 586	37 826	22 817	575 OTH.PLASTIC,PRIMARY FORM	128 025	54 019	32 721
893 ARTICLES,NES,OF PLASTICS	212 451	71 878	43 352	579 PLASTIC WASTE, SCRAP ETC	6 388	521	315
894 BABY CARRIAGE,TOYS,GAMES	61 446	55 363	33 389	581 PLASTIC TUBE,PIPE,HOSE	19 673	28 439	17 143
895 OFFICE,STATIONERY SUPPLS	16 710	21 495	12 907	582 PLASTIC PLATE,SHEETS,ETC	90 695	55 091	33 232
896 WORKS OF ART,ANTIQUE ETC	955	3 641	2 219	583 MONOFILAMENT OF PLASTICS	26 796	16 587	10 019
897 GOLD,SILVERWARE,JEWEL NES	1 185	9 445	5 708	591 INSECTICIDES, ETC.	10 619	16 752	10 339
898 MUSICAL INSTRUMENTS,ETC.	16 255	32 426	19 560	592 STARCHES,INULIN,ETC.	22 174	10 779	6 514
899 MISC MANUFCTRD GOODS NES	53 351	36 667	22 213	593 EXPLOSIVES,PYROTECHNICS	2 323	2 183	1 306
971 GOLD,NONMONTARY EXCL ORES	10	12 721	7 749	597 PREPRED ADDITIVES,LIQUIDS	41 432	13 267	8 019
972 MONETARY GOLD,GOLD COINS		164	98	598 MISC.CHEMICAL PRODTS,NES	185 076	57 782	34 972
EXPORTS	23 054 158	7 654 172	4 624 343	600 CPL IND PLANT CHAP 69-76	748	5 681	3 553
001 LIVE ANIMALS	6 969	4 019	2 407	611 LEATHER	10 894	42 032	25 393
011 BOVINE MEAT	2 621	538	325	612 MANUFACT. LEATHER ETC,NES	299	1 657	1 006
012 OTHER MEAT, MEAT OFFAL	9 280	2 133	1 306	613 FURSKINS,TANNED,DRESSED	969	6 312	3 846
016 MEAT,ED.OFFL,DRY,SLT,SMK	442	329	199	621 MATERIALS OF RUBBER	28 833	32 019	19 371
017 MEAT,OFFL,PRPD,PRSD,NES	1 550	870	529	625 RUBBER TYRES,TUBES,ETC.	20 527	8 706	5 230
022 MILK AND CREAM	88 913	20 902	12 709	629 ARTICLES OF RUBBER, NES	15 465	36 367	22 020
023 BUTTER,OTHER FAT OF MILK	302	151	91	633 CORK MANUFACTURES	313	440	264
024 CHEESE AND CURD	20 092	8 813	5 328	634 VENEERS, PLYWOOD, ETC.	158 750	21 090	12 737
025 EGGS,BIRDS,VOLKS,ALBUMIN	7 798	997	591	635 WOOD MANUFACTURES, NES	28 917	8 272	4 982
				641 PAPER AND PAPERBOARD	471 322	71 563	43 238
				642 PAPER,PAPERBOARD,CUT ETC	187 468	64 952	39 195

7 IMPORTS AND EXPORTS (SPECIAL TRADE) BY COUNTRIES OF PRODUCTION AND CONSUMPTION AND BY GROUPS OF THE SITC-REV. III 1993

GROUP DESCRIPTION	DT = 100 KG	1 000 DM	1 000 \$	GROUP DESCRIPTION	DT = 100 KG	1 000 DM	1 000 \$
651 TEXTILE YARN	75 416	72 290	43 673	873 METERS, COUNTERS, NES	5 345	27 651	16 764
652 COTTON FABRICS, WOVEN	29 203	58 439	35 248	874 MEASURE, CONTROL INSTRMNT	15 145	171 079	103 260
653 FABRICS, MAN-MADE FIBRES	32 253	103 711	62 581	881 PHOTOGRAPH APPAR, ETC. NES	7 391	22 643	13 626
654 OTH. TEXTILE FABRIC, WOVEN	10 779	45 991	27 705	882 PHOTO. CINEMATOGRPH. SUPPL	11 982	24 810	15 014
655 KNIT, CROCHET, FABRIC NES	15 255	48 601	29 316	884 OPTICAL GOODS NES	852	8 418	5 108
656 TULLE, LACE, EMBROIDRY, ETC	2 788	17 021	10 239	885 WATCHES AND CLOCKS	1 269	9 119	5 495
657 SPECIAL YARN, TXTL. FABRIC	29 957	65 023	39 362	891 ARMS AND AMMUNITION	248	1 466	881
658 TEXTILE ARTICLES NES	11 008	18 922	11 348	892 PRINTED MATTER	94 985	75 348	45 496
659 FLOOR COVERINGS, ETC.	8 151	7 018	4 244	893 ARTICLES, NES, OF PLASTICS	129 522	119 953	72 495
661 LIME, CEMENT, CONSTR. MATRL	77 849	7 994	4 830	894 BABY CARRIAGE, TOYS, GAMES	21 780	32 906	19 811
662 CLAY, REFRCT. CONSTR. MATRL	144 483	23 947	14 442	895 OFFICE, STATIONERY SUPPLS	13 103	32 308	19 439
663 MINERAL MANUFACTURES, NES	107 961	45 070	27 193	896 WORKS OF ART, ANTIQUE ETC	96	1 450	881
664 GLASS	149 519	18 973	11 525	897 GOLD, SILVERWARE, JEWEL NES	156	12 340	7 436
665 GLASSWARE	68 139	11 919	7 188	898 MUSICAL INSTRUMENTS, ETC.	22 421	85 719	51 731
666 POTTERY	18 174	15 283	9 227	899 MISC MANUFACTD GOODS NES	17 877	49 136	29 556
667 PEARLS, PRECIOUS STONES	•	•	•	941 COMPL IND PLANT CHAPT 99	928	3 098	1 825
671 PIG IRON, SPIEGELEISN, ETC	23 335	4 381	2 639	961 COIN NONGOLD NONCURRENT	11 547	8 576	5 245
672 INGOTS ETC. IRON OR STEEL	8 088	985	590	971 GOLD, NONMONTY EXCL ORES	9	17 759	10 686
673 FLAT-ROLLED IRON ETC.	465 364	40 533	24 452	972 MONETARY GOLD, GOLD COINS	2	1 829	1 109
674 FLAT-ROLLED PLATED IRON	99 855	13 660	8 266				
675 FLAT-ROLLED, ALLOY STEEL	51 839	15 775	9 501	SLOVAKIA			
676 IRON, STL. BAR, SHAPES ETC.	194 619	25 602	15 463	IMPORTS	21 596 458	1 491 073	899 384
677 RAILWAY TRACK IRON, STEEL	4 252	3 355	2 012	001 LIVE ANIMALS	12 397	4 058	2 445
678 WIRE OF IRON OR STEEL	17 721	4 198	2 543	011 BOVINE MEAT	5 326	3 463	2 086
679 TUBES, PIPES, ETC. IRON, STL	188 801	49 151	29 605	012 OTHER MEAT, MEAT OFFAL	3 068	1 600	962
681 SILVER, PLATINUM, ETC.	50	4 479	2 731	022 MILK AND CREAM	347	67	39
682 COPPER	182 614	72 498	44 011	023 BUTTER, OTHER FAT OF MILK	350	73	45
683 NICKEL	7 584	9 047	5 456	024 CHEESE AND CURD	847	276	161
684 ALUMINIUM	84 700	41 687	25 180	034 FISH, FRESH, CHILLED, FROZN	42	101	62
685 LEAD	77 845	6 082	3 711	035 FISH, DRIED, SALTED, SMOKED	97	107	64
686 ZINC	8 652	2 301	1 397	044 MAIZE UNMILLED	1 630	389	231
687 TIN	236	216	129	045 OTHER CEREALS, UNMILLED	1 122	49	30
689 MISC. NON-FERR. BASE METAL	898	1 234	747	048 CEREAL PREPARATIONS	469	112	69
691 METALLIC STRUCTURES NES	121 896	52 726	31 793	054 VEGETABLES	91 552	4 034	2 421
692 CONTAINERS, STORAGE, TRNSP	62 886	41 532	25 129	056 VEGETABLES, PRPD, PRSD, NES	3 552	511	307
693 WIRE PRODUCTS EXCL. ELECT	10 057	3 319	1 998	057 FRUIT, NUTS EXCL. OIL NUTS	2 724	272	163
694 NAILS, SCREWS, NUTS, ETC.	16 742	13 305	8 010	058 FRUIT, PRESERVED, PREPARED	13 312	1 267	768
695 TOOLS	16 917	71 053	42 860	059 FRUIT, VEGETABLE JUICES	5 891	790	475
696 CUTLERY	2 069	5 655	3 405	061 SUGARS, MOLASSES, HONEY	1 224	406	246
697 HOUSEHOLD EQUIPMENT, NES	15 992	13 185	7 933	062 SUGAR CONFECTIONERY	5 099	2 054	1 237
699 MANUFACT. BASE METAL, NES	147 957	135 706	81 870	074 TEA AND MATE	11	83	51
700 CPL IND PLANT (84/85/87)	7 124	20 945	12 443	081 ANIMAL FEED STUFF	157 000	5 119	3 074
711 STEAM GENER. BOILERS, ETC.	6 985	15 001	9 132	098 EDIBLE PROD. PREPRTNS, NES	412	86	51
712 STEAM TURBINES	1 687	8 264	4 927	112 ALCOHOLIC BEVERAGES	3 379	270	162
713 INTRNL COMBUS PSTN ENGIN	7 865	31 610	19 178	211 HIDES, SKINS (EX. FURS), RAW	13 009	2 890	1 750
714 ENGINES, MOTORS NON-ELECT	57	1 766	1 040	222 OILSEED (SFT. FIX. VEG. OIL)	6 372	262	154
716 ROTATING ELECTRIC PLANT	19 480	46 977	28 332	223 OILSEED (OTH. FIX. VEG. OIL)	7 700	204	123
718 OTH. POWR. GENRTNG. MACHNRY	5 254	32 419	19 879	232 SYNTHETIC RUBBER, ETC.	7 710	787	473
721 AGRIC. MACHINES, EX. TRACTR	45 880	61 756	37 188	245 FUEL WOOD, WOOD CHARCOAL	48 136	3 250	1 975
722 TRACTORS	3 947	7 011	4 204	246 WOOD IN CHIPS, PARTICLES	13 485	114	67
723 CIVIL ENGINEERING EQUIPT	47 864	58 941	35 767	247 WOOD ROUGH, ROUGH SQUARED	204 252	1 921	1 145
724 TEXTILE, LEATHER MACHINES	42 907	128 484	77 549	248 WOOD, SIMPLY WORKED	249 237	10 815	6 537
725 PAPER, PULP MILL MACHINES	5 762	20 380	12 311	251 PULP AND WASTE PAPER	107 021	6 169	3 722
726 PRINTING, BOOKBINDING MACHS	16 494	70 674	42 934	263 COTTON	3 621	297	181
727 FOOD-PROCESS. MCH. NON DOM	14 328	47 251	28 541	266 SYNTHETIC FIBRES	5 025	1 292	777
728 OTH. MACH. PTS, SPCL INDUST	108 479	278 580	168 363	267 OTHER MAN-MADE FIBRES	2 790	184	109
731 METAL REMOVAL WORK TOOLS	23 662	71 554	43 421	268 WOOL, OTHER ANIMAL HAIR	224	115	70
733 MACH-TOOLS, METAL-WORKING	17 987	36 598	22 233	273 STONE, SAND AND GRAVEL	162 216	281	168
735 PARTS, NES, FOR MACH-TOOLS	9 298	28 192	16 991	278 OTHER CRUDE MINERALS	917 236	20 280	12 219
737 METALWORKING MACHNRY NES	11 434	56 743	34 246	282 FERROUS WASTE AND SCRAP	23 014	1 528	922
741 HEATING, COOLING EQUIP, PART	64 436	137 300	82 949	285 ALUMINIUM ORE, CONCTR. ETC	50 088	2 343	1 424
742 PUMPS FOR LIQUIDS, PARTS	11 100	40 623	24 568	287 ORE, CONCENTR. BASE METALS	8 469	99	60
743 PUMPS NES, CENTRIFUGS ETC	27 661	96 248	58 048	288 NON-FERROUS WASTE, SCRAP	20 264	2 738	1 651
744 MECHANICAL HANDLING EQUIP	55 832	30 278	54 770	289 PREC. METAL ORES, CONCTRITS	37	79	47
745 OTH. NONELEC MCH, TOOL, NES	25 626	137 771	83 603	291 CRUDE ANIMAL MATERLS. NES	1 535	191	115
746 BALL OR ROLLER BEARINGS	10 247	30 363	18 352	292 CRUDE VEG. MATERIALS, NES	398	205	128
747 TAPS, COCKS, VALVES, ETC.	14 641	70 915	42 732	325 COKE, SEMI-COKE, RET. CARBN	79 589	1 335	808
748 TRANSMISSIONS SHAFTS ETC	17 802	20 515	12 412	334 PETROLEUM PRODUCTS	215 656	6 989	4 292
749 NON-ELECT MACH. PARTS, ETC	21 824	69 055	41 699	335 RESIDUAL PETROL. PRODUCTS	60 738	1 655	999
751 OFFICE MACHINES	7 128	44 247	26 763	342 LIQUEFIED PROPANE, BUTANE	4 770	141	82
752 AUTOMATC. DATA PROC. EQUIP	10 472	148 979	89 994	351 ELECTRIC CURRENT	26 221	15 793	229
759 PARTS, FOR OFFICE MACHINES	18 684	85 541	51 709	344 ANIMAL, VEG. FATS, OILS, NES	9 373	374	229
761 TELEVISION RECEIVERS ETC	3 564	12 016	7 217	511 HYDROCARBONS, NES, DERIVTS	149 978	6 733	4 071
762 RADIO-BROADCAST RECEIVER	2 033	14 637	8 444	512 ALCOHOL, PHENOL, ETC. DERIV	36 056	2 702	1 643
763 SOUND RECORDER, PHONOGRPH	1 411	13 637	8 189	513 CARBOXYLIC ACIDS, DERIVTS	5 667	833	505
764 TELECOMM. EQUIP, PARTS NES	9 280	123 375	74 280	514 NITROGEN-FUNCT. COMPOUNDS	1 193	749	448
771 ELECT. POWER MACHNRY. PARTS	16 659	44 558	26 903	515 ORGANO-INORGANIC COMPNDS	1 955	1 894	1 153
772 ELEC. SWITCH, RELAY, CIRCUIT	48 016	266 099	160 963	518 OTHER ORGANIC CHEMICALS	8 450	821	506
773 ELECTR. DISTRIBT. EQPT NES	92 878	146 196	88 132	522 INORGANIC CHEM. ELEMENTS	159 969	2 782	1 664
774 ELECTRO-MEDCL. XRAY EQUIP	932	24 866	14 938	523 METAL. SALTS, INORGAN. ACID	6 222	165	102
775 DOM. ELEC. NON-ELEC. EQUIPT	30 284	54 249	32 760	524 OTHER CHEMICAL COMPOUNDS	14 333	910	545
776 TRANSISTORS, VALVES, ETC.	6 010	32 498	19 585	533 PIGMENTS, PAINTS, ETC.	1 024	149	91
778 ELECTRIC. MACH. APPART. NES	66 615	190 279	115 152	541 MEDICINES, ETC. EXC. GRP542	2 322	12 619	7 566
781 PASS. MOTOR VEHCLS. EX. BUS	166 699	305 193	184 820	542 MEDICAMENTS	236	4 827	2 904
782 GOODS, SPCL TRANSPORT VEH	58 184	68 938	41 588	553 PERFUMERY, COSMETICS, ETC.	216	217	133
783 ROAD MOTOR VEHICLES NES	25 646	44 060	26 671	562 FERTILIZER, EXCEPT GRP272	1 896 796	31 616	19 145
784 PARTS, TRACTORS, MOTOR VEH	136 317	192 034	116 067	571 POLYMERS OF ETHYLENE	232 250	22 941	13 939
785 CYCLES, MOTORCYCLES ETC.	20 401	27 924	16 914	572 POLYMERS OF STYRENE	4 442	700	423
786 TRAILERS, SEMI-TRAILR, ETC	42 749	30 125	18 233	573 POLYMERS, VINYL CHLORIDE	133 291	13 941	8 449
791 RAILWAY VEHICLES. EQUIPNT	55 625	21 731	13 088	574 POLYACETAL, POLYCARBONATE	11 669	2 231	1 326
792 AIRCRAFT, ASSOCTD. EQUIPNT	211	10 743	6 383	575 OTH. PLASTIC, PRIMARY FORM	222 221	7 253	4 383
793 SHIP, BOAT, FLOAT, STRUCTRS	781	698	422 574	579 PLASTIC WASTE, SCRAP ETC	1 130	80	59
800 CPL IND PLANT CHAP 90/94	141	705	412	581 PLASTIC TUBE, PIPE, HOSE	220	80	45
811 PREFABRICATED BUILDINGS	8 187	2 104	1 275	582 PLASTIC PLATE, SHEETS, ETC	57 155	12 909	7 804
812 PLUMBING, SANITRY, EQPT, ETC	20 667	23 210	14 002	591 INSECTICIDES, ETC.	1 875	1 271	771
813 LIGHTING FIXTURES ETC. NES	13 593	30 132	18 132	592 STARCHES, INULIN, ETC.	2 009	74	44
821 FURNITURE, CUSHIONS, ETC.	136 159	100 207	60 587	593 EXPLOSIVES, PYROTECHNICS	1 473	285	170
831 TRUNK, SUIT-CASES, BAG, ETC	5 532	11 044	6 660	598 MISC. CHEMICAL PRODTS. NES	36 797	9 681	5 818
841 MENS, BOYS CLOTHING, X-KNIT	3 225	12 580	7 566	611 LEATHER	10 224	4 710	2 842
842 WOMEN, GIRL CLOTHING, XKNIT	6 640	35 357	21 317	621 MATERIALS OF RUBBER	14 866	3 698	2 243
843 MENS, BOYS CLOTHING, KNIT	3 557	12 074	7 285	625 RUBBER TYRES, TUBES, ETC.	17 575	3 856	2 330
844 WOMEN, GIRLS CLOTHING. KNIT	4 469	21 237	12 831	629 ARTICLES OF RUBBER, NES	9 658	3 210	1 939
845 OTHR. TEXTILE APPAREL, NES	9 940	44 051	26 568	634 VENEERS, PLYWOOD, ETC.	116 486	9 841	5 926
846 CLOTHING ACCESSRS, FABRIC	10 578	46 029	27 720	635 WOOD MANUFACTURES, NES	122 870	18 500	11 169
848 CLOTHING, NONTXTL; HEADGEAR	7 746	22 574	13 620	641 PAPER AND PAPERBOARD	714 670	61 568	37 417
851 FOOTWEAR	13 149	37 057	22 386	642 PAPER, PAPERBOARD, CUT ETC	11 368	1 978	1 196
871 OPTICAL INSTRUMENTS, NES	231	3 444	2 074				
872 MEDICAL INSTRUMENTS NES	5 189	44 061	26 537				

7 IMPORTS AND EXPORTS (SPECIAL TRADE) BY COUNTRIES OF PRODUCTION AND CONSUMPTION AND BY GROUPS OF THE SITC-REV. III 1993

GROUP DESCRIPTION	DT = 100 KG	1 000 DM	1 000 \$	GROUP DESCRIPTION	DT = 100 KG	1 000 DM	1 000 \$
651 TEXTILE YARN	106 467	27 308	16 542	012 OTHER MEAT, MEAT OFFAL	3 057	669	410
652 COTTON FABRICS, WOVEN	4 925	3 934	2 362	017 MEAT, OFFL. PRPD, PRSVD, NES	806	296	181
653 FABRICS, MAN-MADE FIBRES	4 125	6 848	4 129	022 MILK AND CREAM	26 201	5 715	3 467
654 OTH. TEXTILE FABRIC, WOVEN	16 261	8 590	5 192	024 CHEESE AND CURD	3 481	1 569	947
655 KNIT, CROCHET, FABRIC NES	879	780	477	025 EGGS, BIRDS, YOLKS, ALBUMIN	190	162	98
657 SPECIAL YARN, TXTL. FABRIC	1 347	1 409	853	034 FISH, FRESH, CHILLED, FROZN	16 996	2 302	1 380
658 TEXTILE ARTICLES NES	6 424	5 907	3 554	037 FISH, ETC. PRPD, PRSVD, NES	2 611	1 224	741
659 FLOOR COVERINGS, ETC.	1 126	892	539	041 WHEAT, MESLIN, UNMILLED	613 616	12 263	7 266
661 LIME, CEMENT, CONSTR. MATRL	8 721 796	82 279	49 483	042 RICE	8 138	427	256
662 CLAY, REFRCT. CONSTR. MATRL	381 854	24 225	14 584	043 BARLEY, UNMILLED	191 532	2 455	1 477
663 MINERAL MANUFACTURES, NES	668 328	13 568	8 171	044 MAIZE UNMILLED	23 631	878	524
664 GLASS	25 931	6 368	3 848	045 OTHER CEREALS, UNMILLED	84 482	1 067	637
665 GLASSWARE	189 787	13 855	8 340	048 CEREAL PREPARATIONS	11 918	3 069	1 860
666 POTTERY	376	142	87	054 VEGETABLES	10 835	1 967	1 197
671 PIG IRON, SPIEGELEISN, ETC	77 464	6 608	3 949	056 VEGETABLES, PRPD, PRSVD, NES	3 782	661	402
672 INGOTS, ETC. IRON OR STEEL	5 386	177	110	057 FRUIT, NUTS EXCL. OIL NUTS	7 729	958	576
673 FLAT-ROLLED IRON ETC.	2 057 665	98 958	59 791	058 FRUIT, PRESERVED, PREPARED	5 473	2 209	1 338
674 FLAT-ROLLED PLATED IRON	366 771	27 901	16 795	059 FRUIT, VEGETABLE JUICES	1 878	177	103
675 FLAT-ROLLED, ALLOY STEEL	768	90	57	061 SUGARS, MOLASSES, HONEY	103 936	6 301	3 763
676 IRON, STL. BAR, SHAPES ETC.	49 045	3 017	1 824	062 SUGAR CONFECTIONERY	339	282	155
678 WIRE OF IRON OR STEEL	123 426	7 742	4 667	071 COFFEE, COFFEE SUBSTITUTE	2 909	1 651	997
679 TUBES, PIPES, ETC. IRON, STL	350 081	25 941	15 623	072 COCOA	3 419	641	386
682 COPPER	78 113	23 900	14 983	073 CHOCOLATE, OTH. COCOA PREP	7 048	3 221	1 948
684 ALUMINIUM	27 828	7 058	4 246	074 TEA AND MATE	236	180	109
689 MISC. NON-FERR. BASE METAL	141	300	181	075 SPICES	325	123	73
691 METALLIC STRUCTURES NES	108 630	19 500	11 787	081 ANIMAL FEED STUFF	260 674	16 496	10 002
692 CONTAINERS, STORAGE, TRNSP	35 365	6 317	3 813	091 MARGARINE AND SHORTENING	1 752	255	155
693 WIRE PRODUCTS EXCL. ELECT	278 805	15 150	9 170	098 EDIBLE PROD. PREPRTNS, NES	46 549	10 579	6 395
694 NAILS, SCREWS, NUTS, ETC.	100 175	7 883	4 762	111 NON-ALCOHOL. BEVERAGE, NES	4 618	424	253
695 TOOLS	5 141	3 124	1 898	112 ALCOHOLIC BEVERAGES	7 318	1 612	979
697 HOUSEHOLD EQUIPMENT, NES	13 422	3 231	1 954	122 TOBACCO, MANUFACTURED	3 052	5 120	3 110
699 MANUFACTS. BASE METAL, NES	189 220	33 419	20 185	211 HIDES, SKINS (EX. FURS), RAW	21 465	4 840	2 913
711 STEAM GENER. BOILERS, ETC.	5 059	1 493	920	222 OILSEED (SFT. FIX VEG. OIL)	943	268	157
713 INTRNL COMBUS PSTN ENGIN	579	407	248	231 NATURAL RUBBER, ETC.	9 019	1 663	998
716 ROTATING ELECTRIC PLANT	8 707	5 386	3 226	232 SYNTHETIC RUBBER, ETC.	12 579	3 479	2 106
718 OTH. POWR. GENRTNG. MACHNRY	1 286	1 494	908	247 WOOD ROUGH, ROUGH SQUARED	7 544	549	331
721 AGRIC. MACHINES, EX. TRACTR	6 601	2 197	1 332	248 WOOD, SIMPLY WORKED	1 646	230	141
722 TRACTORS	15 279	9 348	5 687	251 PULP AND WASTE PAPER	15 644	288	175
723 CIVIL ENGINEERING EQUIPT	49 355	14 457	8 774	263 COTTON	219	55	34
724 TEXTILE, LEATHER MACHINES	6 810	2 463	1 486	266 SYNTHETIC FIBRES	1 167	407	247
725 PAPER, PULP MILL MACHINES	504	381	224	267 OTHER MAN-MADE FIBRES	3 091	1 809	1 089
726 PRINTNG, BOOKBINDNG MACHS	522	340	202	268 WOOL, OTHER ANIMAL HAIR	1 766	2 383	1 452
727 FOOD-PROCESS. MCH. NON DOM	581	515	310	269 WORN CLOTHING, TXTL. ARTL	2 816	785	474
728 OTH. MACH. PTS, SPCL INDUSTR	11 647	3 886	2 333	273 STONE, SAND AND GRAVEL	11 572	205	122
731 METAL REMOVAL WORK TOOLS	2 820	2 586	1 549	274 SULPHUR, UNRSTD. IRON PYRS	25 373	705	436
733 MACH-TOOLS, METAL-WORKING	5 201	1 988	1 185	278 OTHER CRUDE MINERALS	381 264	1 675	1 004
735 PARTS, NES, FOR MACH-TOOLS	4 625	2 823	1 694	282 FERROUS WASTE AND SCRAP	46 624	329	201
737 METALWORKING MACHNRY NES	2 550	1 245	755	285 ALUMINIUM ORE, CONCTR. ETC	9 244	972	586
741 HEATNG, COOLNG EQUIP, PART	4 808	2 149	1 290	287 ORE, CONCENTR. BASE METALS	4 442	157	96
742 PUMPS FOR LIQUIDS, PARTS	374	638	386	288 NON-FERROUS WASTE, SCRAP	3 297	467	288
743 PUMPS NES, CENTRIFUGS ETC	2 494	922	558	291 CRUDE ANIMAL MATERLS. NES	1 117	1 091	657
744 MECHANICAL HANDLING EQUIP	25 589	8 543	5 139	292 CRUDE VEG. MATERIALS, NES	1 673	3 172	1 925
745 OTH. NONELEC MCH, TOOL, NES	2 506	2 055	1 230	334 PETROLEUM PRODUCTS	294 538	13 169	7 992
746 BALL OR ROLLER BEARINGS	9 189	9 106	5 485	335 RESIDUAL PETROL. PRODUCTS	104 041	3 483	2 100
747 TAPS, COCKS, VALVES, ETC.	272	303	180	351 ELECTRIC CURRENT, MWH	563 100	24 961	15 156
748 TRANSMISSIONS SHAFTS ETC	2 927	1 564	945	421 FIXED VEG. FAT, OILS, SOFT	14 810	1 609	962
749 NON-ELECT MACH. PARTS, ETC	2 297	1 084	646	422 FIXED VEG. FAT, OILS, OTHER	859	242	143
752 AUTOMATC. DATA PROC. EQUIP	10	163	101	431 ANIMAL, VEG. FATS, OILS, NES	10 075	1 276	771
759 PARTS, FOR OFFICE MACHINS	254	765	458	511 HYDROCARBONS, NES, DERIVTS	80 915	4 508	2 715
761 TELEVISION RECEIVERS ETC	573	2 033	1 193	512 ALCOHOL, PHENOL, ETC. DERIV	19 522	6 302	3 812
763 SOUND RECORDER, PHONOGRPH	14	80	47	513 CARBOXYLIC ACIDS, DERIVTS	20 786	4 297	2 605
764 TELECOMM. EQUIP. PARTS NES	399	2 720	1 650	514 NITROGEN-FUNCT. COMPOUNDS	5 219	1 204	720
771 ELECT POWER MACHNRY, PARTS	787	1 913	1 149	515 ORGANO-INORGANIC COMPNDS	5 888	3 493	2 127
772 ELEC. SWITCH, RELAY, CIRCUIT	3 646	7 960	4 803	516 OTHER ORGANIC CHEMICALS	6 602	1 760	1 066
773 ELECTR DISTRIB. EQPT NES	85 893	36 183	21 908	522 INORGANIC CHEM. ELEMENTS	70 959	6 716	4 055
774 ELECTRO-MEDCL. XRAY EQUIP	29	176	106	523 METAL. SALTS, INORGAN. ACID	144 575	6 144	3 735
775 DOM. ELEC. NON-ELEC. EQUIPT	20 599	8 749	5 291	524 OTHER CHEMICAL COMPOUNDS	582	152	88
776 TRANSISTORS, VALVES, ETC.	217	1 297	783	531 SYNTH. COLOURS, LAKES, ETC.	1 702	4 738	2 854
778 ELECTRIC MACH. APPART. NES	826	1 354	819	532 DYEING, TANNING MATERIALS	2 315	531	324
781 PASS. MOTOR VEHCLS. EX. BUS	19 951	41 554	25 095	533 PIGMENTS, PAINTS, ETC.	22 629	14 027	8 493
782 GOODS, SPCL TRANSPORT VEH	14 246	7 685	4 699	541 MEDICINES, ETC. EXC. GRP542	528	7 584	4 571
784 PARTS, TRACTORS, MOTOR VEH	20 545	7 856	4 737	542 MEDICAMENTS	3 980	28 919	17 454
785 CYCLES, MOTORCYCLES ETC.	1 349	1 259	759	551 ESSNTL. OIL, PERFUME, FLAVR	334	952	572
786 TRAILERS, SEMI-TRAIL, ETC	59 259	8 981	5 410	553 PERFUMERY, COSMETICS, ETC.	7 448	10 014	6 011
791 RAILWAY VEHICLES, EQUIPNT	44 632	10 191	6 156	554 SOAP, CLEANERS, POLISH, ETC	29 080	5 959	3 589
792 AIRCRAFT, ASSOCTD. EQUIPNT	181	386	232	571 POLYMERS OF ETHYLENE	12 701	1 897	1 146
793 SHIP, BOAT, FLOAT, STRUCTRS	54 196	37 455	21 867	572 POLYMERS OF STYRENE	4 717	1 039	626
811 PREFABRICATED BUILDINGS	50 600	7 601	4 569	573 POLYMERS, VINYL CHLORIDE	13 152	3 894	2 345
812 PLUMBNG, SANITRY, EQPT. ETC	63 677	14 130	8 507	574 POLYACETAL, POLYCARBONATE	10 267	4 803	2 904
813 LIGHTING FIXTURES ETC. NES	3 413	1 208	724	575 OTH. PLASTIC, PRIMARY FORM	25 246	9 361	5 649
821 FURNITURE, CUSHIONS, ETC.	268 501	73 133	44 244	579 PLASTIC WASTE, SCRAP ETC	1 063	53	34
831 TRUNK, SUIT-CASES, BAG, ETC	7 980	7 520	4 550	581 PLASTIC TUBE, PIPE, HOSE	876	1 784	1 066
841 MENS, BOYS CLOTHNG, X-KNIT	24 881	75 757	45 709	582 PLASTIC PLATE, SHEETS, ETC	18 826	10 684	6 453
842 WOMEN, GIRL CLOTHNG, XKNIT	13 467	78 364	47 129	583 MONOFILAMENT OF PLASTICS	2 661	1 957	1 175
843 MENS, BOYS CLOTHING, KNIT	1 367	4 368	2 645	591 INSECTICIDES, ETC.	1 196	1 683	1 024
844 WOMEN, GIRLS CLOTHNG, KNIT	5 507	17 262	10 417	592 STARCHES, INULIN, ETC.	4 818	2 343	1 412
845 OTH. TEXTILE APPAREL, NES	8 390	27 380	16 479	593 EXPLOSIVES, PYROTECHNICS	92	174	102
846 CLOTHING ACCESSRS, FABRIC	2 110	5 075	3 073	597 PREPRO ADDITIVES, LIQUIDS	8 958	4 403	2 667
848 CLOTHNG, NONTXTL; HEADGEAR	208	581	351	598 MISC. CHEMICAL PRODTS, NES	65 209	16 955	10 260
851 FOOTWEAR	5 945	19 325	11 724	600 CPL IND PLANT CHAP 69-76	105	320	196
872 MEDICAL INSTRUMENTS NES	2 288	1 935	1 177	611 LEATHER	2 642	5 727	3 448
873 METERS, COUNTERS, NES	583	595	360	612 MANUFACT. LEATHER ETC. NES	18	94	54
874 MEASURE, CONTROL INSTRMNT	694	2 153	1 291	613 FURSKINS, TANNED, DRESSED	125	335	197
881 PHOTOGRAPH APPAR. ETC. NES	659	834	502	621 MATERIALS OF RUBBER	1 074	1 580	952
885 WATCHES AND CLOCKS	46	62	36	625 RUBBER TYRES, TUBES, ETC.	1 656	1 166	702
892 PRINTED MATTER	45 302	14 866	9 012	629 ARTICLES OF RUBBER, NES	647	2 460	1 489
893 ARTICLES, NES, OF PLASTICS	41 135	11 285	6 834	633 CORK MANUFACTURES	198	101	63
894 BABY CARRIAGE, TOYS, GAMES	2 575	3 821	2 297	634 VENEERS, PLYWOOD, ETC.	32 097	6 579	3 978
896 WORKS OF ART, ANTIQUE ETC	9	170	99	635 WOOD MANUFACTURES, NES	5 135	1 456	878
897 GOLD, SILVERWARE, JEWEL NES	254	76	45	641 PAPER AND PAPERBOARD	77 804	10 449	6 336
898 MUSICAL INSTRUMENTS, ETC.	261	390	235	642 PAPER, PAPERBOARD, CUT ETC	18 594	6 245	3 766
899 MISC MANUFCTRD GOODS NES	5 523	1 589	951	651 TEXTILE YARN	6 152	10 559	6 358
971 GOLD, NONMONTY EXCL ORES		415	249	652 COTTON FABRICS, WOVEN	16 806	29 885	18 051
EXPORTS	3 942 084	1 402 957	846 914	653 FABRICS, MAN-MADE FIBRES	13 744	41 491	25 076
001 LIVE ANIMALS	1 230	550	331	654 OTH. TEXTILE FABRIC, WOVEN	5 516	17 271	10 431
011 BOVINE MEAT	307	65	41	655 KNIT, CROCHET, FABRIC NES	4 053	11 156	6 742
				656 TULLE, LACE, EMBROIDRY, ETC	955	4 101	2 453
				657 SPECIAL YARN, TXTL. FABRIC	9 273	20 107	12 159

7 IMPORTS AND EXPORTS (SPECIAL TRADE) BY COUNTRIES OF PRODUCTION AND CONSUMPTION AND BY GROUPS OF THE SITC-REV. III 1993

GROUP DESCRIPTION	DT = 100 KG	1 000 DM	1 000 \$	GROUP DESCRIPTION	DT = 100 KG	1 000 DM	1 000 \$
658 TEXTILE ARTICLES NES	386	1 125	681	895 OFFICE, STATIONERY SUPPLS	878	1 203	722
659 FLOOR COVERINGS, ETC.	920	858	521	897 GOLD, SILVERWARE, JEWEL NES	12	376	224
661 LIME, CEMENT, CONSTR. MATRL	7 717	732	442	898 MUSICAL INSTRUMENTS, ETC.	1 931	8 518	5 123
662 CLAY, REFRCT. CONSTR. MATRL	25 410	4 876	2 951	899 MISC MANUFACT. GOODS NES	1 725	9 289	5 615
663 MINERAL MANUFACTURES, NES	15 974	7 531	4 545	941 COMPL. IND. PLANT CHAPT 99	43	133	81
664 GLASS	90 472	4 536	2 736	961 COIN, NONGOLD, NONCURRENT	783	557	347
665 GLASSWARE	6 446	963	581	971 GOLD, NONMONTY EXCL. DRES	500	500	308
666 POTTERY	312	257	159				
667 PEARLS, PRECIOUS STONES				HUNGARY			
671 PIG IRON, SPIEGELEISN, ETC	12 598	1 911	1 128	IMPORTS	16 261 184	4 526 304	2 734 474
672 INGOTS ETC. IRON OR STEEL	551	57	34				
673 FLAT-ROLLED IRON ETC.	25 816	2 911	1 740	001 LIVE ANIMALS	46 338	13 647	8 241
674 FLAT-ROLLED PLATED IRON	27 832	3 186	1 932	011 BOVINE MEAT	10 090	5 384	3 252
675 FLAT-ROLLED, ALLOY STEEL	7 097	2 623	1 598	012 OTHER MEAT, MEAT OFFAL	329 309	190 876	114 833
676 IRON, STL. BAR, SHAPES ETC.	26 238	2 924	1 751	016 MEAT, ED. OFFL, DRY, SLT, SMK	214	156	94
677 RAILWAY TRACK IRON, STEEL	445	255	152	017 MEAT, OFFL. PRPD, PRSD, NES	140 042	102 588	61 716
678 WIRE OF IRON OR STEEL	1 385	364	224	022 MILK AND CREAM	185	98	61
679 TUBES, PIPES, ETC. IRON, STL	52 653	11 967	7 281	024 CHEESE AND CURD	1 886	726	440
681 SILVER, PLATINUM, ETC.	4	60	39	025 EGGS, BIRDS, YOLKS, ALBUMIN	969	519	319
682 COPPER	20 874	9 989	6 036	034 FISH, FRESH, CHILLED, FROZEN	3 602	2 209	1 334
683 NICKEL	103	179	106	044 MAIZE UNMILLED	119 262	28 299	17 242
684 ALUMINIUM	10 062	5 692	3 430	045 OTHER CEREALS, UNMILLED	72 457	2 474	1 515
686 ZINC	172	50	30	048 CEREAL PREPARATIONS	22 530	6 086	3 684
689 MISC. NON-FERR. BASE METAL	390	243	145	054 VEGETABLES	679 912	56 457	34 114
691 METALLIC STRUCTURES NES	9 309	6 561	3 943	056 VEGETABLES, PRPD, PRSD, NES	331 104	49 173	29 788
692 CONTAINERS, STORAGE, TRNSP	9 895	7 579	4 586	057 FRUIT, NUTS EXCL. OIL NUTS	222 736	17 333	10 346
693 WIRE PRODUCTS EXCL. ELECT	900	425	255	058 FRUIT, PRESERVED, PREPARED	224 690	37 055	22 410
694 NAILS, SCREWS, NUTS, ETC.	3 042	1 956	1 190	059 FRUIT, VEGETABLE JUICES	107 938	13 880	8 350
695 TOOLS	2 317	5 248	3 154	061 SUGARS, MOLASSES, HONEY	46 704	9 020	5 462
696 CUTLERY	175	1 459	288	062 SUGAR CONFECTIONERY	14 274	3 681	2 232
697 HOUSEHOLD EQUIPMENT, NES	823	1 271	9 262	071 COFFEE, COFFEE SUBSTITUTE	873	125	77
699 MANUFACT. BASE METAL, NES	18 391	15 405	9 262	073 CHOCOLATE, OTH. COCOA PREP	10 085	5 784	3 494
700 CPL. IND. PLANT (84/85/87)	246	5 361	3 422	075 SPICES	33 057	16 735	10 110
711 STEAM GENER. BOILERS, ETC.	1 253	1 173	704	081 ANIMAL FEED STUFF	170 146	5 173	3 134
713 INTRNL. COMBUS. PSTN. ENGIN	1 174	5 910	3 540	098 EDIBLE PROD. PREPRTNS, NES	45 619	8 552	5 177
716 ROTATING ELECTRIC PLANT	10 829	5 691	3 405	111 NON-ALCOHOL. BEVERAGE, NES	3 661	395	236
718 OTH. POWER-GENRNG. MACHNRY	1 005	3 340	2 408	121 ALCOHOLIC BEVERAGES	189 505	29 556	17 898
721 AGRIC. MACHINES, EX. TRACTR	10 307	12 933	7 778	122 TOBACCO, UNMANUFACTURED	3 778	4 754	2 888
722 TRACTORS	514	675	400	211 HIDES, SKINS (EX. FURS), RAW	13 408	2 204	1 340
723 CIVIL ENGINEERING EQUIPT	5 001	7 474	4 528	222 OILSEED (SFT. FIX. VEG. OIL)	1 437 610	61 495	36 638
724 TEXTILE, LEATHER MACHINES	10 052	32 400	19 608	223 OILSEED (OTH. FIX. VEG. OIL)	38 862	8 683	5 276
725 PAPER, PULP MILL MACHINES	3 472	11 301	6 648	232 SYNTHETIC RUBBER, ETC.	3 707	366	224
726 PRINTING, BOOKBINDING MACHS	3 175	11 197	6 832	245 FUEL WOOD, WOOD CHARCOAL	18 348	1 370	833
727 FOOD-PROCESS. MCH. IND. DOM	2 672	9 221	5 523	246 WOOD IN CHIPS, PARTICLES	12 251	363	216
728 OTH. MACH. PTS. SPL. NDNST	16 636	58 794	35 506	247 WOOD ROUGH, ROUGH SQUARED	14 552	361	222
731 METAL REMOVAL WORK TOOLS	5 785	15 649	9 417	248 WOOD, SIMPLY WORKED	123 779	10 315	6 261
733 MACH-TOOLS, METAL-WORKING	3 184	7 891	4 851	251 PULP AND WASTE PAPER	21 377	1 031	627
735 PARTS, NES, FOR MACH-TOOLS	609	1 692	1 021	252 COTTON	6 712	578	353
737 METALWORKING MACHNRY NES	2 610	7 776	4 702	266 SYNTHETIC FIBRES	2 760	411	249
741 HEATING, COOLING EQUIP. PART	14 394	28 583	17 090	267 OTHER MAN-MADE FIBRES	8 434	890	536
742 PUMPS FOR LIQUIDS, PARTS	903	4 818	2 896	268 WOOL, OTHER ANIMAL HAIR	1 836	1 141	684
743 PUMPS NES, CENTRIFUGS ETC	3 932	12 653	7 609	269 WORN CLOTHING, TEXTIL. ARTL	5 601	287	175
744 MECHANICAL HANDLING EQUIP	8 178	17 360	10 420	273 STONE, SAND AND GRAVEL	13 561	336	206
745 OTH. NONELEC. MCH. TOOL, NES	6 889	27 154	16 399	277 NATURAL ABRASIVES, NES	3 093	383	231
746 BALL OR ROLLER BEARINGS	2 336	4 683	2 817	278 OTHER CRUDE MINERALS	234 168	3 795	2 287
747 TAPS, COCKS, VALVES, ETC.	11 463	32 973	19 893	282 FERROUS WASTE AND SCRAP	33 264	3 211	1 945
748 TRANSMISSIONS, SHAFTS ETC	2 361	3 578	2 141	285 ALUMINIUM ORE, CONCTR. ETC	58 467	2 288	1 382
749 NON-ELECT. MACH. PARTS, ETC	2 451	9 907	5 938	288 NON-FERROUS WASTE, SCRAP	122 785	21 918	13 227
751 OFFICE MACHINES	1 763	14 576	8 859	289 PREC. METAL ORES, CONCTR. S	2	2 704	1 606
752 AUTOMATC. DATA PROC. EQUIP	1 162	18 062	10 860	291 CRUDE ANIMAL MATERLS. NES	50 745	53 554	32 293
759 PARTS, FOR OFFICE MACHINS	547	4 730	2 841	292 CRUDE VEG. MATERIALS, NES	130 458	19 815	11 974
761 TELEVISION RECEIVERS ETC	70	772	464	325 COKE, SEMI-COKE, RET. CARBN	198 363	4 244	2 550
762 RADIO-BROADCAST RECEIVER	53	457	272	326 PETROLEUM PRODUCTS	2 450 294	72 327	43 768
763 SOUND RECORDER, PHONOGRPH	47	1 071	639	335 RESIDUAL PETROL. PRODUCTS	446 019	23 554	14 272
764 TELECOMM. EQUIP. PARTS NES	6 840	42 751	25 760	342 LIQUEFIED PROPANE, BUTANE	2 817	109	64
771 ELECT. POWER MACHNRY, PARTS	1 907	7 539	4 548	344 PETROLEUM GASES, NES	2 431	276	164
772 ELEC. SWITCH, RELAY, CIRCUIT	4 857	38 671	23 554	411 ANIMAL OILS AND FATS	58 088	5 061	3 045
773 ELECT. DISTRIBUT. EQPT NES	16 204	28 846	17 301	421 FIXED VEG. FAT, OILS, SOFT	3 488	358	219
774 ELECTRO-MEDCL. XRAY EQUIP	314	11 227	6 853	422 FIXED VEG. FAT, OILS, OTHER	311	279	170
775 DOM. ELEC. NON-ELEC. EQUIPT	2 795	6 704	4 032	431 ANIMAL, VEG. FATS, OILS, NES	27 633	1 210	727
776 TRANSISTORS, VALVES, ETC.	4 936	11 579	6 977	411 HYDROCARBONS, NES, DERIVTS	248 104	11 894	7 131
778 ELECTRIC. MACH. APPART. NES	11 207	16 760	10 125	512 ALCOHOL, PHENOL, ETC. DERIV	9 656	1 509	915
781 PASS. MOTOR VEHCLS. EX. BUS	18 628	31 427	18 974	513 CARBOXYLIC ACIDS, DERIVTS	65 051	7 400	4 463
782 GOODS, SPL. TRANSPORT VEH	6 150	10 241	6 212	514 NITROGEN-FUNCT. COMPOUNDS	49 751	19 440	11 783
783 ROAD MOTOR VEHICLES NES	4 954	7 831	4 831	515 ORGANO-INORGANIC COMPNDS	9 113	6 790	4 052
784 PARTS, TRACTORS, MOTOR VEH	21 219	36 004	21 850	516 OTHER ORGANIC CHEMICALS	20 808	1 341	803
785 CYCLES, MOTORCYCLES ETC.	919	1 087	658	522 INORGANIC CHEM. ELEMENTS	90 764	4 383	2 632
786 TRAILERS, SEMI-TRAILER, ETC	10 380	7 585	4 628	523 METAL, SALTS, INORGAN. ACID	153 422	6 415	3 878
791 RAILWAY VEHICLES, EQUIPT	3 918	7 144	4 280	524 OTHER CHEMICAL COMPOUNDS	2 260	112	67
792 AIRCRAFT, ASSOC'D. EQUIPNT	2	101	63	525 RADIO-ACTIVE MATERIALS		368	219
793 SHIP, BOAT, FLOAT. STRUCTRS	48	298	180	532 DYEING, TANNING MATERIALS	8	52	32
800 CPL. IND. PLANT CHAP 90/94	275	2 233	1 370	533 PIGMENTS, PAINTS, ETC.	1 402	4 659	2 813
811 PREFABRICATED BUILDINGS	942	301	183	541 MEDICINES, ETC. EXC. GRPS 42	480	12 456	7 541
812 PLUMBING, SANITRY, EQPT. ETC	716	771	467	542 MEDICAMENTS	1 069	858	512
813 LIGHTING FIXTURES ETC. NES	1 039	2 731	1 640	551 ESSNTL. OIL, PERFUME, FLAVR	381	406	244
821 FURNITURE, CUSHIONS, ETC.	11 956	10 092	6 091	553 PERFUMERY, COSMETICS, ETC	368	249	151
831 TRUNK, SUIT-CASES, BAG, ETC	702	1 858	1 107	562 FERTILIZER, EXCEPT GRP 272	298 583	6 356	3 867
841 MENS, BOYS CLOTHING, X-KNIT	1 078	2 814	1 709	571 POLYMERS OF ETHYLENE	319 020	32 515	19 669
842 WOMEN, GIRL CLOTHING, X-KNIT	573	2 773	1 682	572 POLYMERS OF STYRENE	90 823	17 983	10 956
843 MENS, BOYS CLOTHING, KNIT	264	659	401	573 POLYMERS, VINYL CHLORIDE	251 242	24 340	14 757
844 WOMEN, GIRLS CLOTHING, KNIT	1 236	4 309	2 624	574 POLYACETAL, POLYCARBONATE	4 157	1 783	1 076
845 OTHR. TEXTILE APPAREL, NES	2 369	9 096	5 514	575 OTH. PLASTIC, PRIMARY FORM	21 658	2 180	1 317
846 CLOTHING ACCESSRS, FABRIC	1 330	3 431	2 057	576 PLASTIC WASTE, SCRAP ETC	839	69	41
848 CLOTHING, NONTEXTL.; HEADGEAR	426	1 936	1 158	581 PLASTIC TUBE, PIPE, HOSE	1 975	971	582
851 FOOTWEAR	2 625	4 252	2 574	582 PLASTIC PLATE, SHEETS, ETC	34 866	9 462	5 717
871 OPTICAL INSTRUMENTS, NES	25	856	507	583 MONOFILAMENT OF PLASTICS	7 768	1 715	1 037
872 MEDICAL INSTRUMENTS NES	394	5 883	3 556	591 INSECTICIDES, ETC.	1 565	1 024	629
873 METERS, COUNTERS, NES	3 228	15 979	9 625	592 STARCHES, INULIN, ETC.	2 285	1 541	931
874 MEASURE, CONTROL INSTRMNT	1 755	29 420	17 723	597 PREPRED ADDITIVES, LIQUIDS	2 843	692	417
881 PHOTOGRAPH APPAR. ETC. NES	317	1 926	1 171	598 MISC. CHEMICAL PRODS. NES	10 068	1 742	1 050
882 PHOTO. CINEMATOGRPH. SUPPL	1 158	2 677	1 613	611 LEATHER	14 694	19 629	11 848
883 CINE. FILM EXPOS. DEVELPD	9	82	50	612 MANUFACT. LEATHER ETC. NES	359	1 103	668
884 OPTICAL GOODS NES	134	1 575	958	613 FURSKINS, TANNED, DRESSED	102	3 644	2 197
885 WATCHES AND CLOCKS	64	600	354	621 MATERIALS OF RUBBER	13 638	3 279	1 976
891 ARMS AND AMMUNITION	7	111	68	625 RUBBER TYRES, TUBES, ETC.	47 391	17 478	10 530
892 PRINTED MATTER	7 019	7 877	4 732	629 ARTICLES OF RUBBER, NES	14 615	11 316	6 848
893 ARTICLES, NES, OF PLASTICS	11 587	10 487	6 321				
894 BABY CARRIAGE, TOYS, GAMES	2 794	4 359	2 604				

7 IMPORTS AND EXPORTS (SPECIAL TRADE) BY COUNTRIES OF PRODUCTION AND CONSUMPTION AND BY GROUPS OF THE SITC-REV. III 1993

GROUP DESCRIPTION	DT = 100 KG	1 000 DM	1 000 \$	GROUP DESCRIPTION	DT = 100 KG	1 000 DM	1 000 \$
634 VENEERS, PLYWOOD, ETC.	135 649	11 190	6 765	874 MEASURE, CONTROL INSTRMNT	3 888	12 756	7 672
635 WOOD MANUFACTURES, NES	173 192	35 147	21 278	881 PHOTOGRAPH APPAR. ETC. NES	130	201	123
641 PAPER AND PAPERBOARD	82 529	6 496	3 921	882 PHOTO. CINEMATOGPH. SUPPL	97	288	176
642 PAPER, PAPERBOARD, CUT ETC	54 029	18 178	11 002	883 CINE. FILM EXPOSD. DEVELOPD	5	90	55
651 TEXTILE YARN	20 126	14 408	8 736	884 OPTICAL GOODS NES	1 076	14 401	8 700
652 COTTON FABRICS, WOVEN	3 189	5 366	3 223	885 WATCHES AND CLOCKS	1 271	8 335	5 040
653 FABRICS, MAN-MADE FIBRES	6 722	10 040	6 069	891 ARMS AND AMMUNITION	2 771	3 442	2 079
654 OTH. TEXTILE FABRIC, WOVEN	3 010	1 916	1 150	892 PRINTED MATTER	40 637	14 775	8 962
655 KNIT, CROCHET, FABRIC NES	2 320	3 879	2 331	893 ARTICLES, NES, OF PLASTICS	79 845	35 456	21 443
656 TULLE, LACE, EMBROIDRY, ETC	71	613	368	894 BABY CARRIAGE, TOYS, GAMES	44 191	30 629	18 528
657 SPECIAL YARN, TXTL. FABRIC	19 418	7 469	4 519	895 OFFICE, STATIONERY SUPPLS	231	315	192
658 TEXTILE ARTICLES NES	26 297	50 727	30 694	896 WORKS OF ART, ANTIQUE ETC	1 414	3 597	2 166
659 FLOOR COVERINGS, ETC.	10 128	10 609	6 415	897 GOLD, SILVERWARE, JEWEL NES	15	1 647	989
661 LIME, CEMENT, CONSTR. MATRL	160 512	5 862	3 546	898 MUSICAL INSTRUMENTS, ETC.	822	3 738	2 251
662 CLAY, REFRACT. CONSTR. MATRL	234 077	23 166	14 008	899 MISC MANUFACTURED GOODS NES	54 620	16 967	10 285
663 MINERAL MANUFACTURES, NES	50 727	10 495	6 364	961 COIN NONGOLD NONCURRENT	7	726	438
664 GLASS	236 598	23 210	14 070	971 GOLD, NONMONEY EXCL ORES		903	534
665 GLASSWARE	179 469	22 689	13 695	972 MONETARY GOLD, GOLD COINS		138	82
666 POTTERY	8 129	6 968	4 203				
667 PEARLS, PRECIOUS STONES	-	-	-	EXPORTS	8 313 238	5 158 355	3 116 931
671 PIG IRON, SPIEGELEISN, ETC	15 913	1 444	877	001 LIVE ANIMALS	895	1 026	623
672 INGOTS ETC. IRON OR STEEL	540	85	53	011 BOVINE MEAT	65 086	10 872	6 548
673 FLAT-ROLLED IRON ETC.	423 805	22 981	13 874	012 OTHER MEAT, MEAT OFFAL	44 746	6 584	3 968
674 FLAT-ROLLED PLATED IRON	1 585	394	243	017 MEAT, OFFL. PRPD, PRSVD, NES	1 095	712	431
675 FLAT-ROLLED, ALLOY STEEL	8 105	2 524	1 526	022 MILK AND CREAM	103 433	24 504	14 844
676 IRON, STL. BAR, SHAPES ETC.	491 545	23 614	14 274	024 CHEESE AND CURD	5 100	2 495	1 500
677 RAILWAY TRACK IRON, STEEL	1 018	96	59	025 EGGS, BIRDS, YOLKS, ALBUMIN	1 562	857	528
678 WIRE OF IRON OR STEEL	3 605	312	188	034 FISH, FRESH, CHILLED, FROZEN	3 064	645	387
679 TUBES, PIPES, ETC. IRON, STL	559 116	43 349	26 376	036 CRUSTACEANS, MOLLUSCS ETC	227	235	137
682 COPPER	78 631	23 190	13 966	037 FISH ETC. PREPD, PRSVD, NES	5 885	2 449	1 477
683 NICKEL	451	438	267	041 WHEAT, MESLIN, UNMILLED	10 583	161	99
684 ALUMINIUM	222 775	59 943	36 017	043 BARLEY, UNMILLED	494 442	9 406	5 514
686 ZINC	1 053	139	85	044 MAIZE UNMILLED	1 117	1 509	924
689 MISC. NON-FERR. BASE METAL	2 817	1 034	622	045 OTHER CEREALS, UNMILLED	2 015	173	102
691 METALLIC STRUCTURES NES	250 823	66 897	40 584	046 MEAL, FLOUR OF WHEAT, MSLN	3 857	194	115
692 CONTAINERS, STORAGE, TRNSP	31 307	10 994	6 640	048 CEREAL PREPARATIONS	46 175	11 186	6 748
693 WIRE PRODUCTS EXCL. ELECT	6 667	1 573	962	054 VEGETABLES	41 508	5 584	3 389
694 NAILS, SCREWS, NUTS, ETC.	27 409	6 383	3 854	056 VEGETABLES, PRPD, PRSVD, NES	8 498	2 485	1 508
695 TOOLS	8 613	13 842	8 337	057 FRUIT, NUTS EXCL. OIL NUTS	16 562	2 602	1 569
696 CUTLERY	135	228	135	058 FRUIT, PRESERVED, PREPARED	8 263	3 513	2 113
697 HOUSEHOLD EQUIPMENT, NES	110 854	54 922	33 112	059 FRUIT, VEGETABLE JUICES	3 767	601	361
699 MANUFACTS. BASE METAL, NES	263 186	90 537	54 797	061 SUGARS, MOLASSES, HONEY	411 519	15 190	9 038
711 STEAM GENER. BOILERS, ETC.	3 736	1 628	988	062 SUGAR CONFECTIONERY	8 704	5 762	3 481
712 STEAM TURBINES	1 295	1 785	1 077	071 COFFEE, COFFEE SUBSTITUTE	7 385	4 896	2 963
713 INTNL COMBUS PSTN ENGIN	35 679	57 124	34 599	072 COCOA	15 312	3 417	2 047
714 ENGINES, MOTORS NON-ELECT	4 128	5 408	3 255	073 CHOCOLATE, OTH. COCOA PREP	37 592	23 519	14 202
716 ROTATING ELECTRIC PLANT	72 407	88 784	41 614	074 TEA AND MATE	65	95	56
718 OTH. POWR. GENRNG. MACHNRY	3 339	3 864	2 329	075 SPICES	1 244	894	525
721 AGRIC. MACHINES, EX. TRACTR	97 550	52 517	31 871	081 ANIMAL FEED STUFF	498 426	40 266	24 381
722 TRACTORS	460	839	508	091 MARGARINE AND SHORTENING	15 478	2 295	1 392
723 CIVIL ENGINEERING EQUIPT	126 421	43 912	26 559	098 EDIBLE PROD. PREPRTNS, NES	60 294	27 047	16 335
724 TEXTILE, LEATHER MACHINES	9 673	9 779	5 922	111 NON-ALCOHOL. BEVERAGE, NES	19 592	2 302	1 391
725 PAPER, PULP MILL MACHINES	977	696	425	112 ALCOHOLIC BEVERAGES	71 827	10 953	6 621
726 PRINTING, BOOKBINDING MACHS	881	1 097	664	121 TOBACCO, UNMANUFACTURED	2 576	3 531	2 137
727 FOOD-PROCESS. MCH. NON DOM	1 942	1 994	1 214	122 TOBACCO, MANUFACTURED	3 309	5 821	3 538
728 OTH. MACH. PTS, SPCL INDUST	33 232	18 868	11 391	211 HIDES, SKINS (EX. FURS), RAW	29 346	9 440	5 676
731 METAL REMOVAL WORK TOOLS	4 958	7 524	4 569	222 OILSEED (SFT. FIX VEG. OIL)	12 690	1 843	1 120
733 MACH-TOOLS, METAL-WORKING	4 474	2 274	1 366	223 OILSEED (OTH. FIX. VEG. OIL)	1 349	123	73
735 PARTS, NES, FOR MACH-TOOLS	6 325	5 674	3 435	231 NATURAL RUBBER, ETC.	6 254	1 170	708
737 METALWORKING MACHNRY NES	21 742	10 224	6 186	232 SYNTHETIC RUBBER, ETC.	35 540	6 708	4 069
741 HEATING, COOLING EQUIP, PART	42 093	28 993	17 559	246 WOOD IN CHIPS, PARTICLES	36 523	369	224
742 PUMPS FOR LIQUIDS, PARTS	8 902	7 569	4 570	247 WOOD ROUGH, ROUGH SQUARED	63 873	2 738	1 659
743 PUMPS NES, CENTRIFUGS ETC	10 468	14 083	8 516	248 WOOD, SIMPLY WORKED	26 168	2 791	1 695
744 MECHANICAL HANDLING EQUIP	43 792	15 166	9 154	251 PULP AND WASTE PAPER	180 211	3 291	1 991
745 OTH. NONELEC MCH, TOOL, NES	8 879	8 483	5 109	263 COTTON	2 066	583	353
746 BALL OR ROLLER BEARINGS	16 479	14 640	8 864	266 SYNTHETIC FIBRES	21 614	5 973	3 613
747 TAPS, COCKS, VALVES, ETC.	12 829	23 784	14 350	267 OTHER MAN-MADE FIBRES	13 275	7 519	4 558
748 TRANSMISSIONS SHAFTS ETC	8 267	6 056	3 675	268 WOOL, OTHER ANIMAL HAIR	829	632	382
749 NON-ELECT MACH. PARTS, ETC	20 912	30 660	18 462	269 WORN CLOTHING, TEXTL. ARTL	27 824	3 246	1 961
751 OFFICE MACHINES	1 176	887	558	273 STONE, SAND AND GRAVEL	317 625	4 279	2 586
752 AUTOMATC. DATA PROC. EQUIP	50	927	4 049	277 NATURAL ABRASIVES, NES	1 914	553	335
759 PARTS, FOR OFFICE MACHINS	4 084	6 725	1 401	278 OTHER CRUDE MINERALS	239 013	4 674	2 821
761 TELEVISION RECEIVERS ETC	1 900	2 333	513	282 FERROUS WASTE AND SCRAP	1 280	54	31
762 RADIO-BROADCAST RECEIVER	378	871	16 780	285 ALUMINIUM ORE, CONCTR. ETC	3 180	299	178
763 SOUND RECORDER, PHONOGRPH	5 178	28 053	16 409	287 ORE, CONCENTR. BASE METALS	2 473	188	116
764 TELECOMM. EQUIP. PARTS NES	16 351	27 175	19 208	288 NON-FERROUS WASTE, SCRAP	4 394	971	598
771 ELECT POWER MACHNRY, PARTS	15 956	31 760	42 997	291 CRUDE ANIMAL MATERIALS, NES	18 681	8 958	5 401
772 ELEC. SWITCH. RELAY. CIRCUIT	23 352	71 225	42 997	292 CRUDE VEG. MATERIALS, NES	9 890	19 104	11 449
773 ELECTR. DISTRIBUT. EQPT NES	122 401	267 040	161 473	321 COAL, NOT AGGLOMERATED	1 420	70	43
774 ELECTRO-MEDCL. XRAY EQUIP	183	1 001	603	322 BRIQUETTES, LIGNITE, PEAT	64 139	897	429
775 DOM. ELEC. NON-ELEC. EQUIPT	88 468	54 846	33 181	334 PETROLEUM PRODUCTS	95 327	11 516	6 980
776 TRANSISTORS, VALVES, ETC.	203	4 440	2 683	335 RESIDUAL PETROL. PRODUCTS	32 741	2 576	1 542
778 ELECTRIC. MACH. APPART. NES	27 457	62 782	37 925	351 ELECTRIC CURRENT, MWH	224 675	8 984	5 507
781 PASS. MOTOR VEHCLS. EX. BUS	3 508	5 163	1 14	411 ANIMAL OILS AND FATS	3 279	288	175
782 GOODS, SPCL TRANSPORT VEH	2 248	1 844	2 684	421 FIXED VEG. FAT, OILS, SOFT	7 379	751	456
783 ROAD MOTOR VEHICLES NES	3 158	4 451	39 657	422 FIXED VEG. FAT, OILS, OTHER	8 232	1 082	653
784 PARTS, TRACTORS, MOTOR VEH	60 675	65 654	1 442	431 ANIMAL, VEG. FATS, OILS, NES	27 514	4 023	2 432
785 CYCLES, MOTORCYCLES ETC.	3 609	2 404	46 882	511 HYDROCARBONS, NES, DERIVTS	7 742	1 863	1 122
786 TRAILERS, SEMI-TRAILER, ETC	168 240	77 490	5 526	512 ALCOHOL, PHENOL, ETC. DERIV	75 442	8 034	4 863
791 RAILWAY VEHICLES, EQUIPNT	6 018	9 083	291	513 CARBOXYLIC ACIDS, DERIVTS	53 896	12 918	7 813
792 AIRCRAFT, ASSOCD. EQUIPNT	109	482	16 554	514 NITROGEN-FUNCT. COMPOUNDS	87 988	23 746	14 407
793 SHIP, BOAT, FLOAT, STRUCTRS	35 275	27 461	8 449	515 ORGANO-INORGANIC COMPNDS	15 319	12 596	7 647
811 PREFABRICATED BUILDINGS	74 322	13 999	11 840	516 OTHER ORGANIC CHEMICALS	38 553	11 967	7 263
812 PLUMBING, SANITARY, EQPT. ETC	71 304	19 675	10 976	522 INORGANIC CHEM. ELEMENTS	64 152	13 126	7 907
813 LIGHTING FIXTURES ETC. NES	29 175	18 110	94 722	523 METAL. SALTS, INORGAN. ACID	131 813	10 661	6 416
821 FURNITURE, CUSHIONS, ETC.	394 315	156 469	10 701	524 OTHER CHEMICAL COMPOUNDS	6 371	2 522	1 523
831 TRUNK, SUIT-CASES, BAG, ETC	18 105	17 602	69 254	525 RADIO-ACTIVE MATERIALS	15	514	314
841 MENS, BOYS CLOTHING, X-KNIT	26 022	114 810	181 672	531 SYNTH. COLOURS, LAKES, ETC.	9 385	15 809	9 577
842 WOMEN, GIRL CLOTHING, XKNIT	39 843	301 022	9 153	532 DYEING, TANNING MATERIALS	5 736	1 537	933
843 MENS, BOYS CLOTHING, KNIT	5 032	15 163	44 140	533 PIGMENTS, PAINTS, ETC.	83 411	47 697	28 880
844 WOMEN, GIRLS CLOTHING, KNIT	15 294	73 024	102 302	541 MEDICINES, ETC. EXC. GRP542	3 960	38 111	22 949
845 OTHR. TEXTILE APPAREL, NES	27 050	169 332	33 933	542 MEDICAMENTS	16 514	101 196	61 122
846 CLOTHING ACCESSORS, FABRIC	11 471	56 235	19 006	551 ESSNTL. OIL, PERFUME, FLAVR	2 207	5 336	3 352
848 CLOTHING, NONTXTL; HEADGEAR	5 016	31 477	150 336	553 PERFUMERY, COSMETICS, ETC.	45 879	40 968	24 673
851 FOOTWEAR	54 529	248 655	178 553	554 SOAP, CLEANERS, POLISH, ETC	91 475	20 226	12 244
871 OPTICAL INSTRUMENTS, NES	11	297	9 526	562 FERTILIZER, EXCEPT GRP272	25 141	861	521
872 MEDICAL INSTRUMENTS NES	4 668	15 714	899	571 POLYMERS OF ETHYLENE	28 613	4 862	2 941
873 METERS, COUNTERS, NES	1 285	1 482					

7 IMPORTS AND EXPORTS (SPECIAL TRADE) BY COUNTRIES OF PRODUCTION AND CONSUMPTION AND BY GROUPS OF THE SITC-REV. III 1993

GROUP DESCRIPTION	DT = 100 KG	1 000 DM	1 000 \$	GROUP DESCRIPTION	DT = 100 KG	1 000 DM	1 000 \$
572 POLYMERS OF STYRENE	38 703	9 756	5 915	781 PASS.MOTOR VEHCLS.EX.BUS	286 245	412 625	250 207
573 POLYMERS,VINYL CHLORIDE	46 815	9 860	5 981	782 GOODS,SPCL TRANSPORT VEH	86 588	92 205	55 816
574 POLYACETAL,POLYCARBONATE	47 038	17 441	10 535	783 ROAD MOTOR VEHICLES NES	47 593	16 547	9 991
575 OTH.PLASTIC,PRIMARY FORM	110 612	43 270	26 184	784 PARTS,TRACTORS,MOTOR VEH	98 222	130 386	78 678
579 PLASTIC WASTE, SCRAP ETC	1 143	140	85	785 CYCLES,MOTORCYCLES ETC.	3 395	4 534	2 752
581 PLASTIC TUBE,PIPE,HOSE	9 574	15 813	9 539	786 TRAILERS,SEMI-TRAILR,ETC	78 546	42 653	25 801
582 PLASTIC PLATE,SHEETS,ETC	45 946	34 981	21 154	791 RAILWAY VEHICLES,EQUIPNT	4 179	7 851	4 815
583 MONOFILAMENT OF PLASTICS	1 952	1 758	1 062	792 AIRCRAFT,ASSTOCD,EQUIPNT	31	1 117	687
591 INSECTICIDES, ETC.	17 390	22 214	13 524	793 SHIP,BOAT,FLOAT,STRUCTRS	548	1 241	759
592 STARCHES,INULIN,ETC.	35 022	12 930	7 794	800 CPL IND PLANT CHAP 90/94	138	2 212	1 362
593 EXPLOSIVES,PYROTECHNICS	348	547	332	811 PREFABRICATED BUILDINGS	2 371	2 467	1 462
597 PREPRD ADDITIVES,LIQUIDS	33 077	14 521	8 831	812 PLUMBNG,SANITRY,EQPT,ETC	9 889	10 737	6 486
598 MISC.CHEMICAL PRODTS,NES	125 881	42 964	25 970	813 LIGHTNG FIXTURES ETC,NES	4 651	10 775	6 494
600 CPL IND PLANT CHAP 69-76	1 841	4 945	3 036	821 FURNITURE,CUSHIONS,ETC.	104 064	63 313	38 284
611 LEATHER	26 948	127 540	77 066	831 TRUNK,SUIT-CASES,BAG,ETC	2 315	5 353	3 231
612 MANUFACT.LEATHER ETC,NES	219	1 070	841	841 MENS,BOYS CLOTHNG,X-KNIT	1 988	7 387	4 461
613 FURSKINS,TANNOED,DRESSED	509	3 727	2 251	842 WOMEN,GIRL CLOTHNG,XKNIT	3 318	20 506	12 367
621 MATERIALS OF RUBBER	6 359	6 163	3 710	843 MENS,BOYS CLOTHNG,KNIT	2 059	6 012	3 632
625 RUBBER TYRES,TUBES,ETC.	34 359	16 054	9 633	844 WOMEN,GIRLS CLOTHNG,KNIT	8 996	37 278	22 570
629 ARTICLES OF RUBBER, NES	7 961	15 032	9 065	845 OTHR,TEXTILE APPAREL,NES	12 906	80 760	48 901
633 CORK MANUFACTURES	238	630	378	846 CLOTHING ACCESSRS,FABRIC	13 595	43 274	26 189
634 VENEERS, PLYWOOD, ETC.	38 136	6 806	4 107	848 CLOTHING,NONTXTL;HEADGEAR	2 329	7 991	4 830
635 WOOD MANUFACTURES, NES	17 974	5 087	3 063	851 FOOTWEAR	33 621	71 671	43 383
641 PAPER AND PAPERBOARD	296 961	66 302	40 134	871 OPTICAL INSTRUMENTS,NES	139	4 197	2 524
642 PAPER,PAPERBOARD,CUT ETC	112 931	45 885	27 715	872 MEDICAL INSTRUMENTS NES	3 070	31 444	18 973
651 TEXTILE YARN	30 247	42 285	25 549	873 METERS,COUNTERS,NES	5 795	13 926	8 417
652 COTTON FABRICS, WOVEN	30 835	69 083	41 746	874 MEASURE,CONTROL INSTRMNT	6 271	76 244	45 895
653 FABRICS,MAN-MADE FIBRES	36 196	129 598	78 329	881 PHOTOGRAPH APPAR,ETC,NES	1 104	10 174	6 144
654 OTH.TEXTILE FABRIC,WOVEN	13 207	70 515	42 583	882 PHOTO,CINEMATOGRPH,SUPPL	13 593	29 298	17 774
655 KNIT,CROCHET,FABRIC NES	16 783	47 390	28 602	884 OPTICAL GOODS NES	295	6 199	3 760
656 TULLE,LACE,EMBROIDRY,ETC	4 322	19 283	11 649	885 WATCHES AND CLOCKS	1 414	9 784	5 916
657 SPECIAL YARN,TXTL,FABRIC	32 255	52 735	31 876	891 ARMS AND AMMUNITION	380	2 510	1 521
658 TEXTILE ARTICLES NES	5 245	12 412	7 477	892 PRINTED MATTER	46 713	39 195	23 655
659 FLOOR COVERINGS,ETC	12 623	6 285	3 796	893 ARTICLES,NES,OF PLASTICS	57 035	58 493	35 338
661 LIME,CEMENT,CONSTR.MATRL	47 933	2 535	1 513	894 BABY CARRIAGE,TOYS,GAMES	16 696	26 382	15 969
662 CLAY,REFRCT,CONSTR.MATRL	66 271	11 743	7 059	895 OFFICE,STATIONERY SUPPLS	3 035	12 105	7 298
663 MINERAL MANUFACTURES,NES	40 341	19 681	11 800	896 WORKS OF ART,ANTIQUE ETC	610	2 437	1 476
664 GLASS	28 160	14 970	9 059	897 GOLD,SILVERWARE,JEWEL NES	264	6 458	3 899
665 GLASSWARE	107 876	19 890	12 006	898 MUSICAL INSTRUMENTS,ETC.	6 444	32 254	19 456
666 POTTERY	2 953	1 680	1 018	899 MISC MANUFCTRD GOODS NES	8 972	34 525	20 868
667 PEARLS,PRECIOUS STONES				941 COMPL IND PLANT CHAP 99	234	781	476
671 PIG IRON,SPIEGELEISN,ETC	7 246	1 613	977	971 GOLD,NONMONTNRY EXCL DRES	34	395	237
672 INGOTS ETC.IRON OR STEEL	13 185	1 534	927				
673 FLAT-ROLLED IRON ETC.	187 926	16 893	10 216	ROMANIA			
674 FLAT-ROLLED PLATED IRON	66 216	9 597	5 826	IMPORTS	3 736 723	1 369 965	827 178
675 FLAT-ROLLED, ALLOY STEEL	58 947	18 688	11 320	001 LIVE ANIMALS	2 966	568	341
676 IRON,STL,BAR,SHAPES ETC.	133 157	17 239	10 432	011 BOVINE MEAT	3 039	2 250	1 357
677 RAILWAY TRACK IRON,STEEL	470	253	155	012 OTHER MEAT, MEAT OFFAL	7 777	4 468	2 692
678 WIRE OF IRON OR STEEL	19 712	4 608	2 795	017 MEAT,OFFL,PRPD,PRSD,NES	47 747	13 168	7 964
679 TUBES,PIPES,ETC.IRON,STL	163 154	34 852	20 993	024 CHEESE AND CURD	171	88	54
681 SILVER,PLATINUM,ETC.	165	2 436	1 466	034 FISH,FRESH,CHILLED,FROZD	59	70	41
682 COPPER	40 290	21 996	13 339	044 MAIZE UNMILLED	13 061	3 168	1 943
683 NICKEL	2 437	8 934	5 413	054 VEGETABLES	86 095	6 435	3 906
684 ALUMINIUM	59 556	27 703	16 771	056 VEGETABLES,PRPD,PRSD,NES	2 980	774	465
685 LEAD	3 453	316	193	057 FRUIT,NUTS EXCL.OIL NUTS	73 841	9 762	5 905
686 ZINC	5 790	1 379	837	058 FRUIT,PRESERVED,PREPARED	11 917	1 544	932
687 TIN	345	460	276	059 FRUIT, VEGETABLE JUICES	35 957	4 217	2 537
689 MISC.NON-FERR.BASE METAL	264	946	575	061 SUGARS,MOLASSES,HONEY	5 605	1 274	775
691 METALLIC STRUCTURES NES	70 507	30 504	18 457	062 SUGAR CONFECTIONERY	158	144	88
692 CONTAINERS,STORAGE,TRNSP	37 564	18 933	11 423	073 CHOCOLATE,OTH.COCOA PREP	166	281	169
693 WIRE PRODUCTS EXCL.ELECT	2 845	2 222	1 333	075 SPICES	1 860	178	111
694 NAILS,SCREWS,NUTS,ETC.	16 072	15 897	9 624	098 EDIBLE PROD.PREPRNTS,NES	7 306	979	589
695 TOOLS	8 598	28 158	17 004	112 ALCOHOLIC BEVERAGES	100 912	13 431	8 107
696 CUTLERY	1 678	6 606	3 995	222 OILSEED(SFT.FIX VEG.OIL)	7 515	1 397	852
697 HOUSEHOLD EQUIPMENT,NES	13 849	12 299	7 404	223 OILSEED(OTH.FIX.VEG.OIL)	560	68	43
699 MANUFACTS.BASE METAL,NES	59 252	60 599	36 553	248 WOOD, SIMPLY WORKED	30 664	2 766	1 672
700 CPL IND PLANT (84/85/87)	3 513	7 833	4 773	266 SYNTHETIC FIBRES	13 473	3 179	1 922
711 STEAM GENER. BOILERS,ETC.	4 567	6 320	3 770	267 OTHER MAN-MADE FIBRES	6 444	1 187	712
712 STEAM TURBINES	2 099	4 967	2 999	273 STONE, SAND AND GRAVEL	6 370	109	65
713 INTRNL COMBUS PSTN ENGIN	43 716	29 292	17 694	278 OTHER CRUDE MINERALS	6 153	245	150
714 ENGINES,MOTORS NON-ELECT	3 505	3 780	2 275	282 FERROUS WASTE AND SCRAP	781	104	65
716 ROTATING ELECTRIC PLANT	41 078	44 745	26 824	288 NON-FERROUS WASTE,SCRAP	4 387	1 423	842
718 OTH.POWR.GENRTNG.MACHNRY	897	3 613	2 189	291 CRUDE ANIMAL MATERIALS,NES	6 411	1 679	1 013
721 AGRIC.MACHINES,EX.TRACTR	28 271	21 679	13 129	292 CRUDE VEG.MATERIALS, NES	27 190	4 380	2 627
722 TRACTORS	5 417	4 841	2 968	334 PETROLEUM PRODUCTS	112 668	5 653	3 399
723 CIVIL ENGINEERING EQUIPT	44 397	36 074	21 836	431 ANIMAL,VEG.FATS,OILS,NES	35 655	1 525	922
724 TEXTILE,LEATHER MACHINES	13 193	46 859	28 235	512 ALCOHOL,PHENOL,ETC.DERIV	3 862	420	251
725 PAPER,PULP MIL MACHINES	2 978	11 534	6 855	513 CARBOXYLIC ACIDS,DERIVTS	7 524	1 852	1 119
726 PRINTNG,BOOKBINDNG MACHS	12 395	35 709	21 297	514 NITROGEN-FUNCT.COMPOUNDS	2 409	444	271
727 FOOD-PROCESS.MCH.NON DOM	8 078	19 533	11 716	515 ORGANO-INORGANIC COMPNDS	18 412	5 405	3 259
728 OTH.MACH,PTS,SPCL INDUST	42 454	107 258	64 713	516 OTHER ORGANIC CHEMICALS	19 167	974	593
731 METAL REMOVAL WORK TOOLS	14 564	45 375	26 915	522 INORGANIC CHEM.ELEMENTS	786	199	123
733 MACH-TOOLS,METAL-WORKING	7 238	10 820	6 528	523 METAL.SALTS,INORGAN.ACID	13 488	629	385
735 PARTS,NES,FOR MACH-TOOLS	2 270	8 196	4 936	524 OTHER CHEMICAL COMPOUNDS	2 575	178	109
737 METALWORKING MACHNRY NES	4 303	10 926	6 589	525 RADIO-ACTIVE MATERIALS		68	40
741 HEATNG,COOLNG EQUIP,PART	32 139	59 225	35 721	541 MEDICINES,ETC.EXC.GRP542	1 153	1 783	1 083
742 PUMPS FOR LIQUIDS,PARTS	10 501	35 937	21 666	542 MEDICAMENTS	50	499	300
743 PUMPS NES,CENTRIFUGS ETC	12 858	37 644	22 779	551 ESSNTL.OIL,PERFUME,FLAVR	254	265	158
744 MECHANICAL HANDLING EQUIP	22 037	30 826	18 678	562 FERTILIZER,EXCEPT GRP272	383 094	6 721	4 120
745 OTH.NONELEC MCH,TOOL,NES	17 408	77 109	46 750	573 POLYMERS,VINYL CHLORIDE	42 257	3 873	2 340
746 BALL OR ROLLER BEARINGS	6 702	15 661	9 453	575 OTH.PLASTIC,PRIMARY FORM	435	102	63
747 TAPS,COCKS,VALVES,ETC.	8 441	33 335	20 109	581 PLASTIC TUBE,PIPE,HOSE	80	105	66
748 TRANSMISSIONS SHAFTS ETC	12 899	19 407	11 773	582 PLASTIC PLATE,SHEETS,ETC	883	122	73
749 NON-ELECT MACH,PARTS,ETC	14 759	44 012	26 589	591 INSECTICIDES, ETC.	834	194	119
751 OFFICE MACHINES	2 132	15 623	9 511	592 STARCHES,INULIN,ETC.	715	221	134
752 AUTOMATC.DATA PROC.EQUIP	5 730	59 379	35 794	598 MISC.CHEMICAL PRODTS,NES	24 047	2 599	1 570
759 PARTS,FOR OFFICE MACHINS	3 061	19 572	11 799	611 LEATHER	24	64	39
761 TELEVISION RECEIVERS ETC	871	2 981	1 808	612 MANUFACT.LEATHER ETC,NES	465	1 215	735
762 RADIO-BROADCAST RECEIVER	697	4 238	2 558	621 MATERIALS OF RUBBER	2 521	439	264
763 SOUND RECORDER,PHONOGRPH	376	3 338	2 022	625 RUBBER TYRES,TUBES,ETC.	9 737	2 835	1 713
764 TELECOMM.EQUIP,PARTS NES	18 916	145 306	88 135	629 ARTICLES OF RUBBER, NES	2 405	1 406	846
771 ELECT POWER MACHNY,PARTS	12 066	24 084	14 538	634 VENEERS, PLYWOOD, ETC.	46 714	5 199	3 134
772 ELEC.SWITCH.RELAY.CIRCUIT	17 895	115 035	69 417	635 WOOD MANUFACTURES, NES	49 403	7 857	4 745
773 ELECTR DISTRIB, EQPT NES	91 394	157 038	94 778	641 PAPER AND PAPERBOARD	40 614	4 115	2 493
774 ELECTRO-MEDCL,XRAY EQUIP	952	20 190	12 149	642 PAPER,PAPERBOARD,CUT ETC	467	197	120
775 DOM.ELEC,NON-ELEC,EQUIPT	15 513	27 572	16 654	651 TEXTILE YARN	23 080	7 303	4 431
776 TRANSISTORS,VALVES,ETC.	4 911	31 208	18 859				
778 ELECTRIC.MACH,APPART,NES	31 143	74 479	44 964				

7 IMPORTS AND EXPORTS (SPECIAL TRADE) BY COUNTRIES OF PRODUCTION AND CONSUMPTION AND BY GROUPS OF THE SITC-REV. III 1993

GROUP DESCRIPTION	DT = 100 KG	1 000 DM	1 000 \$	GROUP DESCRIPTION	DT = 100 KG	1 000 DM	1 000 \$
652 COTTON FABRICS, WOVEN	2 254	816	491	043 BARLEY, UNMILLED	454 304	6 398	3 820
653 FABRICS, MAN-MADE FIBRES	220	236	141	044 MAIZE UNMILLED	133	88	55
654 OTH. TEXTILE FABRIC, WOVEN	153	148	88	046 MEAL, FLOUR OF WHEAT, MSLN	6 833	295	179
657 SPECIAL YARN, TEXT. FABRIC	227	483	232	048 CEREAL PREPARATIONS	8 729	1 277	766
658 TEXTILE ARTICLES NES	5 815	5 558	3 362	054 VEGETABLES	14 812	1 854	1 135
659 FLOOR COVERINGS, ETC.	876	2 140	1 297	056 VEGETABLES, PRPD, PRSVD, NES	192	63	38
661 LIME, CEMENT, CONSTR. MATRL	116 232	2 411	1 463	057 FRUIT, NUTS EXCL. OIL NUTS	458	64	39
662 CLAY, REFRCT. CONSTR. MATRL	620	48	30	058 FRUIT, PRESERVED, PREPARED	4 132	1 668	1 011
663 MINERAL MANUFACTURES, NES	1 187	199	120	059 FRUIT, VEGETABLE JUICES	743	160	96
664 GLASS	37 722	3 007	1 828	061 SUGARS, MOLASSES, HONEY	80 026	3 951	2 368
665 GLASSWARE	43 116	30 980	18 752	062 SUGAR CONFECTIONERY	936	604	367
666 POTTERY	44 176	13 230	8 000	071 COFFEE, COFFEE SUBSTITUTE	5 106	1 504	919
671 PIG IRON, SPIEGELEISN, ETC	3 311	258	157	072 COCOA	3 720	630	376
673 FLAT-ROLLED IRON ETC.	269 480	14 246	8 617	073 CHOCOLATE, OTH. COCOA PREP	10 313	5 120	3 068
675 FLAT-ROLLED, ALLOY STEEL	4 967	1 243	737	074 TEA AND MATE	63	56	32
676 IRON, STL. BAR, SHAPES ETC.	91 708	5 011	3 058	075 SPICES	168	93	55
678 WIRE OF IRON OR STEEL	2 184	166	101	081 ANIMAL FEED STUFF	139 928	13 680	8 236
679 TUBES, PIPES, ETC. IRON, STL	83 717	8 571	5 211	091 MARGARINE AND SHORTENING	19 616	2 604	1 577
681 SILVER, PLATINUM, ETC.	1	1 785	1 105	098 EDIBLE PROD. PREPRTNS, NES	9 758	5 975	3 618
682 COPPER	14 784	3 228	1 913	111 NON-ALCOHOL. BEVERAGE, NES	8 671	878	532
684 ALUMINIUM	2 851	776	468	112 ALCOHOLIC BEVERAGES	28 271	4 289	2 603
685 LEAD	443	52	30	121 TOBACCO, UNMANUFACTURED	326	52	32
687 TIN	239	164	96	122 TOBACCO, MANUFACTURED	3 938	8 781	5 364
691 METALLIC STRUCTURES NES	22 633	4 604	2 792	211 HIDES, SKINS (EX. FURS), RAW	114	71	42
692 CONTAINERS, STORAGE, TRNSP	6 355	1 071	641	231 NATURAL RUBBER, ETC.	3 702	664	406
693 WIRE PRODUCTS EXCL. ELECT	1 258	201	123	232 SYNTHETIC RUBBER, ETC.	1 539	384	227
694 NAILS, SCREWS, NUTS, ETC.	30 536	4 423	2 678	246 WOOD IN CHIPS, PARTICLES	45 074	381	236
695 TOOLS	2 376	3 543	2 143	247 WOOD ROUGH, ROUGH SQUARED	123 067	2 373	1 456
696 CUTLERY	322	262	156	248 WOOD, SIMPLY WORKED	784	64	40
697 HOUSEHOLD EQUIPMENT, NES	7 831	3 103	1 871	251 PULP AND WASTE PAPER	28 687	2 569	1 551
699 MANUFACT. BASE METAL, NES	107 622	12 642	7 650	263 COTTON	588	140	86
712 STEAM TURBINES	7	57	34	266 SYNTHETIC FIBRES	6 630	1 500	900
713 INTRNL COMBUS PSTN ENGIN	278	258	154	267 OTHER MAN-MADE FIBRES	3 961	1 763	1 056
714 ENGINES, MOTORS NON-ELECT	553	159	94	268 WOOL, OTHER ANIMAL HAIR	677	591	354
716 ROTATING ELECTRIC PLANT	1 688	914	560	269 WORN CLOTHING, TEXT. ARTL	11 164	1 123	673
718 OTH. POWR. GENRTNG. MACHNRY	384	200	122	273 STONE, SAND AND GRAVEL	12 795	202	122
721 AGRIC. MACHINES, EX. TRACTR	606	135	80	278 OTHER CRUDE MINERALS	146 802	3 313	1 989
722 TRACTORS	510	139	82	285 ALUMINIUM ORE, CONCTR. ETC	6 486	1 054	634
723 CIVIL ENGINEERING EQUIPT	4 613	1 604	976	291 CRUDE ANIMAL MATERLS. NES	991	266	158
724 TEXTILE, LEATHER MACHINES	376	1 263	754	292 CRUDE VEG. MATERIALS, NES	680	2 074	1 261
728 OTH. MACH. PTS, SPCL INDUST	4 807	1 211	730	321 COAL, NOT AGGLOMERATED	21 000	494	299
731 METAL REMOVAL WORK TOOLS	2 953	1 511	915	334 PETROLEUM PRODUCTS	35 588	11 349	6 895
733 MACH-TOOLS, METAL-WORKING	1 830	695	418	335 RESIDUAL PETROL. PRODUCTS	1 369	231	138
735 PARTS, NES, FOR MACH-TOOLS	4 161	1 658	994	421 FIXED VEG. FAT, OILS, SOFT	8 706	1 201	720
737 METALWORKING MACHNRY NES	5 793	2 114	1 278	422 FIXED VEG. FAT, OILS, OTHER	1 446	454	283
741 HEATING, COOLING EQUIP, PART	3 537	1 334	796	431 ANIMAL, VEG. FATS, OILS, NES	5 638	902	556
742 PUMPS FOR LIQUIDS, PARTS	112	126	76	511 HYDROCARBONS, NES, DERIVTS	5 897	544	324
743 PUMPS NES, CENTRIFUGS ETC	2 724	1 218	727	512 ALCOHOL, PHENOL, ETC. DERIV	18 418	3 835	2 314
744 MECHANICAL HANDLING EQUIP	7 337	2 440	1 475	513 CARBOXYLIC ACIDS, DERIVTS	19 136	4 260	2 556
745 OTH. NONELEC MCH, TOOL, NES	492	634	383	514 NITROGEN-FUNCT. COMPOUNDS	4 703	2 246	1 350
746 BALL OR ROLLER BEARINGS	16 367	14 045	8 470	515 ORGANO-INORGANIC COMPNDS	729	1 088	651
747 TAPS, COCKS, VALVES, ETC.	2 097	621	374	516 OTHER ORGANIC CHEMICALS	3 088	1 928	1 161
748 TRANSMISSIONS SHAFTS ETC	3 283	3 643	2 199	522 INORGANIC CHEM. ELEMENTS	9 563	2 276	1 367
749 NON-ELECT MACH. PARTS, ETC	357	103	62	523 METAL, SALTS, INORGAN. ACID	6 894	1 628	978
751 OFFICE MACHINES	2	53	31	524 OTHER CHEMICAL COMPOUNDS	221	254	150
752 AUTOMATC. DATA PROC. EQUIP	4	93	54	531 SYNTH. COLOURS, LAKES, ETC.	2 365	5 192	3 151
761 TELEVISION RECEIVERS ETC	648	832	516	532 DYEING, TANNING MATERIALS	1 758	354	215
764 TELECOMM. EQUIP. PARTS NES	1 069	324	199	533 PIGMENTS, PAINTS, ETC.	41 626	16 849	10 181
771 ELECT. POWER MACHNRY. PARTS	8	246	147	541 MEDICINES, ETC. EXC. GRP542	284	1 612	974
772 ELEC. SWITCH, RELAY, CIRCUIT	3 084	3 612	2 164	542 MEDICAMENTS	1 074	8 642	5 218
773 ELECTR. DISTRIB. EQPT NES	10 335	11 481	6 854	551 ESSNTL. OIL, PERFUME, FLAVR	942	2 568	1 577
775 DOM. ELEC. NON-ELEC. EQUIPT	609	329	197	553 PERFUMERY, COSMETICS, ETC.	16 468	12 625	7 603
776 TRANSISTORS, VALVES, ETC.	8	178	109	554 SOAP, CLEANERS, POLISH, ETC	11 354	3 847	2 330
778 ELECTRIC. MACH. APPART. NES	10 311	7 150	4 316	562 FERTILIZER, EXCEPT GRP272	1 504	70	42
781 PASS. MOTOR VEHCLS. EX. BUS	1 336	858	522	571 POLYMERS OF ETHYLENE	1 004	345	213
782 GOODS, SPCL TRANSPORT VEH	250	157	93	572 POLYMERS OF STYRENE	6 936	1 353	825
784 PARTS, TRACTORS, MOTOR VEH	11 331	2 259	1 364	573 POLYMERS, VINYL CHLORIDE	3 756	922	551
785 CYCLES, MOTORCYCLES ETC.	386	162	100	574 POLYACETAL, POLYCARBONATE	15 904	4 559	2 756
786 TRAILERS, SEMI-TRAILR, ETC.	35 066	6 306	3 805	575 OTH. PLASTIC, PRIMARY FORM	17 975	9 482	5 727
791 RAILWAY VEHICLES, EQUIPNT	36 494	8 701	5 244	581 PLASTIC TUBE, PIPE, HOSE	1 239	2 120	1 275
793 SHIP, BOAT, FLOAT. STRUCTRS	6 451	1 133	668	582 PLASTIC PLATE, SHEETS, ETC	3 298	4 848	2 929
811 PREFABRICATED BUILDINGS	16 237	1 783	1 076	583 MONOFILAMENT OF PLASTICS	341	256	154
812 PLUMBING, SANITARY, EQPT. ETC	3 551	555	333	591 INSECTICIDES, ETC.	4 038	6 291	3 815
813 LIGHTING FIXTURES ETC. NES	18 032	8 590	5 185	592 STARCHES, INULIN, ETC.	3 445	1 534	920
821 FURNITURE, CUSHIONS, ETC.	992 161	257 397	155 988	593 EXPLOSIVES, PYROTECHNICS	1 356	3 387	2 071
831 TRUNK, SUIT-CASES, BAG, ETC	8 470	3 526	2 127	597 PREPRD ADDITIVES, LIQUIDS	8 134	3 808	2 303
841 MENS, BOYS CLOTHING, X-KNIT	65 873	294 083	177 445	598 MISC. CHEMICAL PRODTS. NES	63 598	23 942	14 457
842 WOMEN, GIRL CLOTHING, XKNIT	48 627	279 355	168 204	600 CPL IND PLANT CHAP 69-76	35	291	170
843 MENS, BOYS CLOTHING, KNIT	5 836	9 819	5 890	611 LEATHER	4 240	11 828	7 151
844 WOMEN, GIRLS CLOTHING, KNIT	2 604	10 700	6 433	613 FURSKINS, TANNED, DRESSED	1 527	886	540
845 OTHR. TEXTILE APPAREL, NES	31 211	72 112	43 360	621 MATERIALS OF RUBBER	1 232	1 025	608
846 CLOTHING ACCESSRS, FABRIC	4 691	7 720	4 642	625 RUBBER TYRES, TUBES, ETC.	8 859	1 856	1 128
848 CLOTHING, NONTEXTL; HEADGEAR	294	3 839	2 303	629 ARTICLES OF RUBBER, NES	1 019	2 743	1 659
851 FOOTWEAR	15 210	32 371	19 603	634 VENEERS, PLYWOOD, ETC.	15 086	5 256	3 182
871 OPTICAL INSTRUMENTS, NES	5	106	64	635 WOOD MANUFACTURES, NES	3 184	1 052	632
873 METERS, COUNTERS, NES	76	97	59	641 PAPER AND PAPERBOARD	39 278	9 277	5 595
874 MEASURE, CONTROL INSTRMNT	761	1 510	909	642 PAPER, PAPERBOARD, CUT ETC	17 210	5 164	3 129
882 PHOTO. CINEMATOGRPH. SUPPL	192	417	254	651 TEXTILE YARN	7 666	16 799	10 123
884 OPTICAL GOODS NES	134	1 815	1 109	652 COTTON FABRICS, WOVEN	17 026	49 915	30 125
885 WATCHES AND CLOCKS	850	734	444	653 FABRICS, MAN-MADE FIBRES	61 431	200 705	121 250
891 ARMS AND AMMUNITION	59	307	185	654 OTH. TEXTILE FABRIC, WOVEN	23 783	91 864	55 486
892 PRINTED MATTER	262	265	161	655 KNIT, CROCHET, FABRIC NES	3 771	11 425	6 904
893 ARTICLES, NES, OF PLASTICS	29 710	4 746	2 879	656 TULLE, LACE, EMBROIDRY, ETC	1 463	8 823	5 309
894 BABY CARRIAGE, TOYS, GAMES	4 458	2 268	1 371	657 SPECIAL YARN, TEXT. FABRIC	13 235	43 800	26 448
895 OFFICE, STATIONERY SUPPLS	323	207	180	658 TEXTILE ARTICLES NES	1 159	2 646	1 532
896 WORKS OF ART, ANTIQUE ETC	78	347	148	659 FLOOR COVERINGS, ETC.	2 709	1 264	759
898 MUSICAL INSTRUMENTS, NES	104	449	271	661 LIME, CEMENT, CONSTR. MATRL	665	191	115
899 MISC MANUFACTRD GOODS NES	33 227	11 910	7 227	662 CLAY, REFRCT. CONSTR. MATRL	56 197	7 520	4 572
971 GOLD, NONMONTY EXCL ORES		75	46	663 MINERAL MANUFACTURES, NES	9 666	7 647	4 618
				664 GLASS	8 801	3 740	2 255
EXPORTS	2 514 239	1 805 618	1 090 209	665 GLASSWARE	1 176	884	535
001 LIVE ANIMALS	872	338	201	666 POTTERY	9	60	36
011 BOVINE MEAT	6 384	924	553	671 PIG IRON, SPIEGELEISN, ETC	13 763	2 066	1 232
017 MEAT, OFFL, PRPD, PRSVD, NES	1 056	415	250	672 INGOTS ETC. IRON OR STEEL	844	173	106
022 MILK AND CREAM	16 353	1 840	1 128	673 FLAT-ROLLED IRON ETC.	7 452	1 482	891
023 BUTTER, OTHER FAT OF MILK	3 090	927	566	674 FLAT-ROLLED PLATED IRON	1 646	501	302
024 CHEESE AND CURD	3 665	1 635	994	675 FLAT-ROLLED, ALLOY STEEL	35 470	8 016	4 867
				676 IRON, STL. BAR, SHAPES ETC.	8 764	3 908	2 353

7 IMPORTS AND EXPORTS (SPECIAL TRADE) BY COUNTRIES OF PRODUCTION AND CONSUMPTION AND BY GROUPS OF THE SITC-REV. III 1993

GROUP DESCRIPTION	DT = 100 KG	1 000 DM	1 000 \$	GROUP DESCRIPTION	DT = 100 KG	1 000 DM	1 000 \$
677 RAILWAY TRACK IRON,STEEL	576	170	103	054 VEGETABLES	33 702	3 558	2 185
678 WIRE OF IRON OR STEEL	578	505	306	056 VEGETABLES,PRPD,PRSD,NES	59 931	6 373	3 889
679 TUBES,PIPES,ETC. IRON,STL	11 123	4 371	2 640	057 FRUIT,NUTS EXCL.OIL NUTS	13 458	1 538	928
682 COPPER	1 685	884	536	058 FRUIT,PRESERVED,PREPARED	42 813	8 424	5 088
683 NICKEL	526	853	510	059 FRUIT,VEGETABLE JUICES	40 844	5 855	3 566
684 ALUMINIUM	520	598	361	061 SUGARS,MOLASSES,HONEY	1 078	292	175
686 ZINC	1 619	328	196	075 SPICES	10 865	1 920	1 153
687 TIN	110	115	72	081 ANIMAL FEED STUFF	12 099	4 162	2 516
689 MISC.NON-FERR.BASE METAL	120	115	71	098 EDIBLE PROD.PREPRTNS,NES	7 270	930	559
691 METALLIC STRUCTURES NES	3 423	1 814	1 093	112 ALCOHOLIC BEVERAGES	151 378	22 044	13 287
692 CONTAINERS,STORAGE,TRNSP	9 085	5 120	3 074	121 TOBACCO, UNMANUFACTURED	24 834	18 679	11 285
693 WIRE PRODUCTS EXCL.ELECT	299	492	299	122 TOBACCO, MANUFACTURED	57	105	63
694 NAILS,SCREWS,NUTS,ETC.	1 301	716	434	211 HIDES,SKINS(EX.FURS),RAW	1 863	323	191
695 TOOLS	2 404	9 200	5 549	222 OILSEED(SFT,FX VEG.OIL)	56 076	3 131	1 870
696 CUTLERY	162	726	425	232 SYNTHETIC RUBBER, ETC.	4 363	539	322
697 HOUSEHOLD EQUIPMENT,NES	660	686	399	248 WOOD, SIMPLY WORKED	1 536	132	82
699 MANUFACTS.BASE METAL,NES	21 344	24 859	14 993	251 PULP AND WASTE PAPER	8 354	561	338
700 CPL IND PLANT (84/85/87)	3 087	20 269	12 072	263 COTTON	1 829	291	177
711 STEAM GENER.BOTILERS,ETC.	1 269	3 772	2 303	266 SYNTHETIC FIBRES	6 031	985	598
712 STEAM TURBINES	86	979	593	268 WOOL, OTHER ANIMAL HAIR	3 329	1 181	719
713 INTRNL COMBUS PSTN ENGIN	1 711	5 378	3 239	273 STONE, SAND AND GRAVEL	22 557	383	230
716 ROTATING ELECTRIC PLANT	8 003	10 458	6 277	278 OTHER CRUDE MINERALS	36 178	707	430
718 OTH.POWR.GENRTNG.MACHNRY	315	909	549	282 FERROUS WASTE AND SCRAP	21 070	1 602	981
721 AGRIC.MACHINES,EX.TRACTR	21 416	30 745	18 403	283 COPPER DRES,CONCENTRATES	55 507	2 922	1 709
722 TRACTORS	1 296	295	178	288 NON-FERROUS WASTE,SCRAP	35 505	9 698	5 906
723 CIVIL ENGINEERING EQUIPT	4 327	10 244	6 138	289 PREC.METAL DRES,CONCRTS	318	4 021	2 433
724 TEXTILE,LEATHER MACHINES	9 917	54 019	32 616	291 CRUDE ANIMAL MATERLS,NES	530	249	150
725 PAPER,PULP MILL MACHINES	421	1 072	647	292 CRUDE VEG.MATERIALS, NES	26 759	7 720	4 629
726 PRINTING,BOOKBINDING MACHS	3 583	9 370	5 630	334 PETROLEUM PRODUCTS	335	70	42
727 FOOD-PROCESS.MCH.NON DOM	5 096	11 693	7 020	335 RESIDUAL PETROL.PRODUCTS	96 335	2 895	1 724
728 OTH.MACH,PTS,SPCL INDUST	15 341	47 337	28 417	513 CARBOXYLIC ACIDS,DERIVTS	205	66	38
731 METAL REMOVAL WORK TOOLS	1 380	5 100	3 024	514 NITROGEN-FUNCT.COMPOUNDS	1 822	83	51
733 MACH-TOOLS,METAL-WORKING	1 444	9 955	6 058	515 ORGANO-INORGANIC COMPNDS	4 682	1 210	726
735 PARTS,NES,FOR MACH-TOOLS	1 195	1 970	1 175	516 OTHER ORGANIC CHEMICALS	112	339	204
737 METALWORKING MACHNRY NES	3 687	22 836	13 712	522 INORGANIC CHEM.ELEMENTS	6 860	474	285
741 HEATING,COOLING EQUIP,PART	20 473	48 189	28 848	523 METAL, SALTS, INORGAN.ACID	2 448	278	169
742 PUMPS FOR LIQUIDS,PARTS	1 322	7 403	4 477	524 OTHER CHEMICAL COMPOUNDS	3 232	638	384
743 PUMPS NES,CENTRIFUGS ETC	6 722	13 875	8 407	541 MEDICINES,ETC.EXC.GRP542	2 828	6 900	4 208
744 MECHANICAL HANDLING EQUIP	7 553	10 940	6 599	542 MEDICAMENTS	211	188	117
745 OTH.NONELEC MCH,TOOL,NES	6 883	36 121	21 779	551 ESSNTL.OIL,PERFUME,FLAVR	208	399	241
746 BALL OR ROLLER BEARINGS	781	2 556	1 537	553 PERFUMERY,COSMETICS,ETC.	116	48	30
747 TAPS,COCKS,VALVES,ETC.	763	3 582	2 150	552 FERTILIZER,EXCEPT GRP272	493 965	8 050	4 717
748 TRANSMISSIONS SHAFTS ETC	2 061	9 576	5 829	573 POLYMERS,VINYL CHLORIDE	616	67	42
749 NON-ELECT MACH.PARTS,ETC	1 614	6 757	4 090	575 OTH.PLASTIC,PRIMARY FORM	3 709	742	446
751 OFFICE MACHINES	501	2 071	1 246	582 PLASTIC PLATE,SHEETS,ETC	1 527	547	330
752 AUTOMATIC DATA PROC.EQUIP	773	36 602	22 297	591 INSECTICIDES, ETC.	5 447	1 147	693
759 PARTS,FOR OFFICE MACHINS	1 109	2 873	1 737	592 STARCHES,INULIN,ETC.	762	528	321
761 TELEVISION RECEIVERS ETC	2 700	4 103	2 505	598 MISC.CHEMICAL PRODTS,NES	1 445	206	124
762 RADIO-BROADCAST RECEIVER	143	337	203	611 LEATHER	4 479	1 234	747
763 SOUND RECORDER,PHONOGRPH	132	1 061	640	625 RUBBER TYRES,TUBES,ETC.	8 229	1 150	694
764 TELECOMM.EQUIP,PARTS NES	4 934	31 440	19 036	629 ARTICLES OF RUBBER, NES	7 686	2 329	1 427
771 ELECT POWER MACHNV.PARTS	1 619	2 407	1 450	634 VENEERS, PLYWOOD, ETC.	7 737	856	515
772 ELEC.SWITCH.RELAY.CIRCUT	2 357	15 401	9 290	635 WOOD MANUFACTURES, NES	4 249	676	406
773 ELECTR DISTRIBT.XRAY NES	15 844	21 241	12 699	641 PAPER AND PAPERBOARD	3 993	1 117	675
774 ELECTRO-MEDCL,XRAY EQUIP	1 096	37 741	22 379	642 PAPER,PAPERBOARD,CUT ETC	362	55	30
775 DOM.ELEC,NON-ELEC.EQUIPT	3 304	4 801	2 886	651 TEXTILE YARN	7 991	3 594	2 189
776 TRANSISTORS,VALVES,ETC.	4 465	5 040	3 029	652 COTTON FABRICS, WOVEN	4 098	1 912	1 168
778 ELECTRIC MACH. APPART,NES	5 335	14 085	8 500	653 FABRICS,MAN-MADE FIBRES	2 683	3 022	1 813
781 PASS.MOTOR VEHCLS.EX.BUS	27 300	61 484	36 967	654 OTH.TEXTILE FABRIC,WOVEN	252	458	273
782 GOODS,SPCL TRANSPORT VEH	30 299	17 893	10 796	657 SPECIAL YARN,TXTL.FABRIC	311	267	158
783 ROAD MOTOR VEHICLES NES	38 301	42 891	26 060	658 TEXTILE ARTICLES NES	12 083	6 710	4 054
784 PARTS,TRACTORS,MOTOR VEH	5 961	13 738	8 293	659 FLOOR COVERINGS, ETC.	147	193	117
785 CYCLES,MOTORCYCLES ETC.	193	234	143	661 LIME,CEMENT,CONSTR.MATRL	141 036	2 512	1 512
786 TRAILERS,SEMI-TRAILR,ETC	31 314	26 730	16 248	662 CLAY,REFRCT.CONSTR.MATRL	97 924	6 328	3 814
791 RAILWAY VEHICLES.EQUIPNT	62 172	92 104	56 407	663 MINERAL MANUFACTURES,NES	896	232	140
792 AIRCRAFT,ASSOCTD.EQUIPNT	19	73	45	664 GLASS	493	134	81
793 SHIP,BOAT,FLOAT.STRUCTRS	12	63	38	665 GLASSWARE	1 601	671	404
811 PREFABRICATED BUILDINGS	3 730	1 587	967	666 POTTERY	2 897	1 008	606
812 PLUMBING,SANITRY,EQPT,ETC	992	927	554	671 PIG IRON, SPIEGELEISN,ETC	11 045	991	605
813 LIGHTING FIXTURES ETC.NES	743	1 875	1 120	673 FLAT-ROLLED IRON ETC.	167 293	7 352	4 476
821 FURNITURE,CUSHIONS,ETC.	10 491	4 636	2 783	675 FLAT-ROLLED, ALLOY STEEL	219	65	38
831 TRUNK,SUIT-CASES,BAG,ETC	155	420	251	679 TUBES,PIPES,ETC.IRON,STL	12 889	1 363	833
841 MENS,BOYS CLOTHING,X-KNIT	3 250	14 109	8 503	681 SILVER,PLATINUM,ETC.	157	3 346	2 057
842 WOMEN,GIRL CLOTHING,XKNIT	573	4 607	2 762	682 COPPER	65 792	22 211	13 581
843 MENS,BOYS CLOTHING,KNIT	43	136	81	683 NICKEL	231	203	126
844 WOMEN,GIRLS CLOTHING,KNIT	21	103	60	684 ALUMINIUM	623	132	80
845 OTHR.TEXTILE APPAREL,NES	625	1 677	1 009	689 MISC.NON-FERR.BASE METAL	1 784	760	460
846 CLOTHING ACCESSRS,FABRIC	2 216	8 894	5 362	691 METALLIC STRUCTURES NES	3 734	405	245
848 CLOTHING,NONXTXL;HEADGEAR	2 886	13 876	8 373	692 CONTAINERS,STORAGE,TRNSP	427	77	47
851 FOOTWEAR	2 627	4 462	2 679	693 WIRE PRODUCTS EXCL.ELECT	2 872	735	444
871 OPTICAL INSTRUMENTS,NES	3	286	175	694 NAILS,SCREWS,NUTS,ETC.	2 410	401	242
872 MEDICAL INSTRUMENTS NES	1 164	7 581	4 591	695 TOOLS	2 295	4 626	2 794
873 METERS,COUNTERS,NES	3 295	2 279	1 366	696 CUTLERY	67	138	84
874 MEASURE,CONTROL INSTRMNT	1 281	21 641	13 103	697 HOUSEHOLD EQUIPMENT,NES	61	83	48
881 PHOTOGRAPH APPAR.ETC.NES	174	1 252	755	699 MANUFACTS.BASE METAL,NES	33 624	3 715	2 238
882 PHOTO.CINEMATOGPRH.SUPPL	647	1 049	638	713 INTRNL COMBUS PSTN ENGIN	199	182	111
884 OPTICAL GOODS NES	12	304	181	714 ENGINES,MOTORS NON-ELECT	60	7 789	4 562
885 WATCHES AND CLOCKS	46	479	284	716 ROTATING ELECTRIC PLANT	14 862	7 426	4 484
891 ARMS AND AMMUNITION	14	137	78	718 OTH.POWR.GENRTNG.MACHNRY	1 199	1 737	1 051
892 PRINTED MATTER	9 998	7 816	4 743	721 AGRIC.MACHINES,EX.TRACTR	1 270	368	226
893 ARTICLES,NES,OF PLASTICS	15 076	11 272	6 817	722 TRACTORS	3 343	456	278
894 BABY CARRIAGE,TOYS,GAMES	978	1 923	1 164	723 CIVIL ENGINEERING EQUIPT	155	433	255
895 OFFICE,STATIONERY SUPPLS	1 484	2 700	1 616	724 TEXTILE,LEATHER MACHINES	45	215	132
896 WORKS OF ART,ANTIQUE ETC	15	62	38	726 PRINTING,BOOKBINDING MACHS	65	67	42
897 GOLD,SILVERWARE,JEWEL NES	7	868	526	727 FOOD-PROCESS.MCH.NON DOM	13	65	39
898 MUSICAL INSTRUMENTS,ETC.	4 045	9 495	5 772	728 OTH.MACH,PTS,SPCL INDUST	5 219	2 977	1 807
899 MISC MANUFACTRD GOODS NES	3 998	30 256	18 253	731 METAL REMOVAL WORK TOOLS	9 045	5 320	3 225
941 COMPL IND PLANT CHAPT 99	229	229	141	733 MACH-TOOLS,METAL-WORKING	2 720	691	426
				735 PARTS,NES,FOR MACH-TOOLS	2 257	1 185	724
				737 METALWORKING MACHNRY NES	3 308	876	535
				741 HEATING,COOLING EQUIP,PART	2 905	642	388
				742 PUMPS FOR LIQUIDS,PARTS	1 298	732	448
				743 PUMPS NES,CENTRIFUGS ETC	351	190	113
				744 MECHANICAL HANDLING EQUIP	39 201	10 746	6 477
				745 OTH.NONELEC MCH,TOOL,NES	810	877	531
				746 BALL OR ROLLER BEARINGS	171	179	108
				747 TAPS,COCKS,VALVES,ETC.	1 399	1 525	925
				748 TRANSMISSIONS SHAFTS ETC	593	381	232
BULGARIA							
IMPORTS	2 229 520	572 618	345 988				
001 LIVE ANIMALS	640	62	37				
012 OTHER MEAT, MEAT OFFAL	1 972	1 101	658				
017 MEAT,OFFL,PRPD,PRSD,NES	1 790	635	380				
024 CHEESE AND CURD	6 159	3 617	2 186				
034 FISH,FRESH,CHILLED,FROZEN	372	87	54				

7 IMPORTS AND EXPORTS (SPECIAL TRADE) BY COUNTRIES OF PRODUCTION AND CONSUMPTION AND BY GROUPS OF THE SITC-REV. III 1993

GROUP DESCRIPTION	DT = 100 KG	1 000 DM	1 000 \$	GROUP DESCRIPTION	DT = 100 KG	1 000 DM	1 000 \$
749 NON-ELECT MACH.PARTS,ETC	423	621	385	541 MEDICINES,ETC.EXC.GRP542	385	3 995	2 402
751 OFFICE MACHINES	1 918	2 698	1 644	542 MEDICAMENTS	3 287	15 938	9 647
752 AUTOMATC.DATA PROC.EQUIP	14	877	530	551 ESSNTL.OIL,PERFUME,FLAVR	604	1 087	653
753 PARTS,FOR OFFICE MACHINS	36	342	207	553 PERFUMERY,COSMETICS,ETC.	11 785	10 235	6 152
764 TELECOMM.EQUIP.PARTS NES	988	883	530	554 SOAP,CLEANERS,POLISH,ETC	17 064	6 219	3 745
771 ELECT POWER MACHNY.PARTS	337	996	604	571 POLYMERS OF ETHYLENE	963	294	176
772 ELEC.SWITCH.RELAY.CIRCUT	759	5 333	3 224	572 POLYMERS OF STYRENE	4 954	1 347	815
773 ELECTR DISTRIBT.EQPT NES	18 630	9 698	5 856	573 POLYMERS,VINYL CHLORIDE	5 956	1 164	709
775 DOM.ELEC,NON-ELEC.EQUIPT	8 736	3 984	2 425	574 POLYACETAL,POLYCARBONATE	8 995	4 111	2 492
776 TRANSISTORS,VALVES,ETC.	3	213	124	575 OTH.PLASTIC,PRIMARY FORM	20 936	9 112	5 521
778 ELECTRIC.MACH.APPART.NES	8 211	15 758	9 507	579 PLASTIC WASTE, SCRAP ETC	1 896	104	62
781 PASS.MOTOR VEHCLS.EX.BUS	219	148	90	581 PLASTIC TUBE,PIPE,HOSE	1 195	412	249
782 GOODS,SPCL TRANSPORT VEH	360	301	187	582 PLASTIC PLATE,SHEETS,ETC	5 174	3 781	2 287
783 ROAD MOTOR VEHICLES NES	140	137	83	583 MONOFILAMENT OF PLASTICS	243	204	122
784 PARTS,TRACTORS,MOTOR VEH	4 468	1 366	828	591 INSECTICIDES, ETC.	3 940	4 864	2 948
786 TRAILERS,SEMI-TRAILR,ETC	518	157	95	592 STARCHES,INULIN,ETC.	2 945	1 823	1 096
791 RAILWAY VEHICLES.EQUIPNT	484	189	113	597 PREPRD ADDITIVES,LIQUIDS	6 275	2 628	1 582
792 AIRCRAFT,ASOCTD.EQUIPNT		340	206	598 MISC.CHEMICAL PRDCTS.NES	25 187	10 481	6 326
811 PREFABRICATED BUILDINGS	3 490	217	132	611 LEATHER	1 066	498	306
812 PLUMBNG,SANITRY,EQPT.ETC	11 147	1 720	1 038	613 FURSKINS,TANNED,DRESSED	14	85	51
813 LIGHTNG FIXTURES ETC.NES	767	428	255	621 MATERIALS OF RUBBER	643	1 046	628
821 FURNITURE,CUSHIONS,ETC.	30 500	9 099	5 524	625 RUBBER TYRES,TUBES,ETC.	4 006	1 501	901
831 TRUNK,SUIT-CASES,BAG,ETC	15 249	8 717	5 280	629 ARTICLES OF RUBBER, NES	488	1 445	860
841 MENS,BOYS CLOTHING,X-KNIT	13 817	43 535	26 417	634 VENEERS, PLYWOOD, ETC.	2 547	702	424
842 WOMEN,GIRL CLOTHING,XKNIT	16 780	88 440	53 358	635 WOOD MANUFACTURES, NES	412	251	145
843 MENS,BOYS CLOTHING,KNIT	1 911	2 831	1 717	641 PAPER AND PAPERBOARD	89 203	12 868	7 737
844 WOMEN,GIRLS CLOTHING,KNIT	3 346	12 472	7 535	642 PAPER,PAPERBOARD,CUT ETC	14 844	5 793	3 489
845 OTHR.TEXTILE APPAREL,NES	16 060	43 405	26 146	651 TEXTILE YARN	8 143	11 132	6 722
846 CLOTHING ACCESSRS,FABRIC	1 564	2 916	1 757	652 COTTON FABRICS, WOVEN	4 112	13 427	8 108
848 CLOTHING,NONXTL,HEADGEAR	339	2 069	1 253	653 FABRICS,MAN-MADE FIBRES	22 011	55 275	33 352
851 FOOTWEAR	5 360	12 116	7 360	654 OTH.TEXTILE FABRIC,WOVEN	1 960	6 965	4 207
871 OPTICAL INSTRUMENTS,NES	31	359	212	655 KNIT,CROCHET,FABRIC NES	3 703	9 442	5 705
872 MEDICAL INSTRUMENTS NES	6	62	37	656 TULLE,LACE,EMBROIDRY,ETC	356	2 438	1 479
873 METERS,COUNTERS,NES	193	261	157	657 SPECIAL YARN,XTL.FABRIC	8 252	12 665	7 648
874 MEASURE,CONTROL INSTRMNT	935	1 302	780	658 TEXTILE ARTICLES NES	265	1 021	609
881 PHOTOGRAPH APPAR.ETC.NES	38	97	58	659 FLOOR COVERINGS, ETC.	2 910	1 323	791
882 PHOTO.CINEMATOGRPH.SUPPL	11	83	48	661 LIME,CEMENT,CONSTR.MATRL	10 346	196	120
884 OPTICAL GOODS NES	6	1 110	675	662 CLAY,REFRCT.CONSTR.MATRL	14 843	4 408	2 650
891 ARMS AND AMMUNITION	57	176	108	663 MINERAL MANUFACTURES,NES	4 358	2 963	1 778
892 PRINTED MATTER	271	363	216	664 GLASS	1 511	1 450	869
893 ARTICLES,NES,OF PLASTICS	15 390	2 418	1 455	665 GLASSWARE	5 917	1 767	1 067
894 BABY CARRIAGE,TOYS,GAMES	11 098	6 183	3 716	666 POTTERY	136	69	42
896 WORKS OF ART,ANTIQUE ETC	51	520	316	673 FLAT-ROLLED IRON ETC.	39 210	3 597	2 188
897 GOLD,SILVERWARE,JEWEL NES	1	446	266	674 FLAT-ROLLED PLATED IRON	7 247	1 042	635
898 MUSICAL INSTRUMENTS,ETC.	1 736	3 658	2 220	675 FLAT-ROLLED, ALLOY STEEL	6 343	1 679	1 015
899 MISC MANUFCTRD GOODS NES	2 256	510	304	676 IRON,STL.BAR,SHAPES ETC.	4 905	880	527
961 COIN NONGOLD NONCURRENT	21	1 358	823	677 RAILWAY TRACK IRON,STEEL	2 235	961	589
971 GOLD,NONMONTY EXCL DRES	60	330	201	678 WIRE OF IRON OR STEEL	641	720	438
972 MONETARY GOLD,GOLD COINS		109	65	679 TUBES,PIPES,ETC.IRON,STL	7 683	2 961	1 786
EXPORTS	1 256 705	905 080	546 019	681 SILVER,PLATINUM,ETC.	3	573	348
011 BOVINE MEAT	53 613	8 665	5 188	682 COPPER	1 117	1 122	681
012 OTHER MEAT, MEAT OFFAL	3 977	771	462	683 NICKEL	275	584	357
017 MEAT,OFFL,PRPD,PRSD,NES	764	494	300	684 ALUMINIUM	3 044	1 897	1 142
022 MILK AND CREAM	7 273	2 409	1 442	689 MISC.NON-FERR.BASE METAL	516	486	299
023 BUTTER,OTHER FAT OF MILK	4 469	1 229	756	691 METALLIC STRUCTURES NES	3 264	2 670	1 607
024 CHEESE AND CURD	8 051	4 959	3 003	692 CONTAINERS,STORAGE,TRNSP	258	503	301
034 FISH,FRESH,CHILLED,FROZN	692	95	55	693 WIRE PRODUCTS EXCL.ELECT	1 073	536	320
036 CRUSTACEANS,MOLLUSCS ETC	114	110	64	694 NAILS,SCREWS,NUTS,ETC.	647	726	434
037 FISH ETC.PRPD,PRSD,NES	198	77	44	695 TOOLS	1 416	4 883	2 942
048 CEREAL PREPARATIONS	13 895	5 425	3 252	696 CUTLERY	134	705	422
054 VEGETABLES	3 092	806	479	697 HOUSEHOLD EQUIPMENT,NES	585	1 000	606
056 VEGETABLES,PRPD,PRSD,NES	2 340	244	145	699 MANUFACTS.BASE METAL,NES	7 018	7 594	4 597
057 FRUIT,NUTS EXCL.OIL NES	127	76	45	700 CPL IND PLANT (84/85/87)	174	1 190	722
058 FRUIT,PRESERVED,PREPARED	1 205	374	225	711 STEAM GENER,BOILERS,ETC.	29	112	68
059 FRUIT,VEGETABLE JUICES	3 136	316	190	712 STEAM TURBINES	88	410	239
061 SUGARS,MOLASSES,HONEY	125 539	6 660	4 056	713 INTRNL COMBUS PSTN ENGIN	2 136	5 011	3 009
062 SUGAR CONFECTIONERY	1 561	933	561	714 ENGINES,MOTORS NON-ELECT	49	8 338	5 181
071 COFFEE,COFFEE SUBSTITUTE	1 862	2 417	1 454	716 ROTATING ELECTRIC PLANT	2 338	2 694	1 617
072 COCOA	405	129	77	718 OTH.POWR.GENRTNG.MACHNRY	143	845	507
073 CHOCOLATE,OTH.COCOA PREP	36 358	16 864	10 112	721 AGRIC.MACHINES,EX.TRACTR	4 805	7 840	4 674
075 SPICES	423	520	312	722 TRACTORS	337	556	338
081 ANIMAL FEED STUFF	9 333	1 061	644	723 CIVIL ENGINEERING EQUIPT	8 829	14 904	8 979
091 MARGARINE AND SHORTENING	3 895	432	259	724 TEXTILE,LEATHER MACHINES	2 897	15 770	9 569
098 EDIBLE PROD.PREPRNTS,NES	4 540	3 006	1 821	725 PAPER,PULP MILL MACHINES	460	1 718	1 045
111 NON-ALCOHOL.BEVERAGE,NES	1 999	219	132	726 PRINTNG,BOOKBINDNG MACHS	3 231	8 388	5 028
112 ALCOHOLIC BEVERAGES	9 780	1 863	1 123	727 FOOD-PROCESS.MCH.NON DOM	1 056	2 612	1 582
122 TOBACCO, MANUFACTURED	7 107	14 849	9 036	728 OTH.MACH,PTS,SPCL INDUST	3 810	12 024	7 291
232 SYNTHETIC RUBBER, ETC.	1 465	509	314	731 METAL REMOVAL WORK TOOLS	1 714	1 641	990
248 WOOD, SIMPLY WORKED	890	130	80	733 MACH-TOOLS,METAL-WORKING	93	643	387
251 PULP AND WASTE PAPER	90 873	1 331	813	735 PARTS,NES,FOR MACH-TOOLS	1 067	2 778	1 680
263 COTTON	550	156	94	737 METALWORKING MACHNRY NES	562	2 261	1 354
267 OTHER MAN-MADE FIBRES	15 796	10 123	6 020	741 HEATING,COOLNG EQUIP,PART	3 494	12 246	7 380
268 WOOL, OTHER ANIMAL HAIR	2 012	2 186	1 321	742 PUMPS FOR LIQUIDS,PARTS	1 283	5 798	3 495
269 WORN CLOTHING,TEXTL.ARTL	3 211	1 007	607	743 PUMPS NES,CENTRIFUGS ETC	4 069	10 246	6 152
273 STONE, SAND AND GRAVEL	4 304	52	32	744 MECHANICAL HANDLING EQUIP	4 454	8 765	5 190
278 OTHER CRUDE MINERALS	16 619	587	355	745 OTH.NONELEC MCH,TOOL,NES	2 606	13 738	8 306
285 ALUMINIUM ORE,CONCTR.ETC	2 567	158	93	746 BALL OR ROLLER BEARINGS	962	3 712	2 236
291 CRUDE ANIMAL MATERLS,NES	2 679	1 385	839	747 TAPS,COCKS,VALVES,ETC.	1 301	5 567	3 374
292 CRUDE VEG.MATERIALS, NES	1 028	932	560	748 TRANSMISSIONS SHAFTS ETC	969	3 313	1 999
334 PETROLEUM PRODUCTS	17 394	4 590	2 762	749 NON-ELECT MACH.PARTS,ETC	1 091	4 145	2 504
335 RESIDUAL PETROL.PRODUCTS	870	158	95	751 OFFICE MACHINES	430	4 524	2 748
411 ANIMAL OILS AND FATS	300	101	58	752 AUTOMATC.DATA PROC.EQUIP	1 434	13 005	7 897
422 FIXED VEG.FAT,OILS,OTHER	700	89	52	753 PARTS,FOR OFFICE MACHINS	220	2 567	1 560
431 ANIMAL,VEG.FATS,OILS,NES	16 769	2 559	1 547	761 TELEVISION RECEIVERS ETC	450	2 114	1 279
511 HYDROCARBONS,NES,DERIVTS	902	179	101	762 RADIO-BROADCAST RECEIVER	161	1 615	971
512 ALCOHOL,PHENOL,ETC.DERIV	9 056	1 801	1 089	763 SOUND RECORDER,PHONOGRPH	171	1 598	951
513 CARBOXYLIC ACIDS,DERIVTS	14 067	2 795	1 698	764 TELECOMM.EQUIP.PARTS NES	3 263	14 273	8 574
514 NITROGEN-FUNCT.COMPOUNDS	3 360	2 263	1 373	771 ELECT POWER MACHNY.PARTS	3 445	6 584	4 037
515 ORGANO-INORGANIC COMPNDS	2 168	2 338	1 407	772 ELEC.SWITCH.RELAY.CIRCUT	1 818	13 728	8 281
516 OTHER ORGANIC CHEMICALS	1 163	1 161	702	773 ELECTR DISTRIBT.EQPT NES	6 690	9 206	5 551
522 INORGANIC CHEM.ELEMENTS	5 250	2 333	1 407	774 ELECTRO-MEDCL,XRAY EQUIP	245	4 975	2 994
523 METAL.SALTS,INORGAN.ACID	9 566	955	572	775 DOM.ELEC,NON-ELEC.EQUIPT	10 911	15 691	9 440
524 OTHER CHEMICAL COMPOUNDS	356	274	165	776 TRANSISTORS,VALVES,ETC.	613	4 240	2 560
531 SYNTH.COLOURS,LAKES,ETC.	1 360	4 085	2 473	778 ELECTRIC.MACH.APPART.NES	18 434	16 592	10 023
532 DYEING,TANNING MATERIALS	2 908	518	317	781 PASS.MOTOR VEHCLS.EX.BUS	39 328	73 990	44 604
533 PIGMENTS, PAINTS, ETC.	20 552	12 358	7 473	782 GOODS,SPCL TRANSPORT VEH	29 930	15 207	9 200
				783 ROAD MOTOR VEHICLES NES	30 860	18 834	11 272
				784 PARTS,TRACTORS,MOTOR VEH	11 605	24 238	14 621

7 IMPORTS AND EXPORTS (SPECIAL TRADE) BY COUNTRIES OF PRODUCTION AND CONSUMPTION AND BY GROUPS OF THE SITC-REV. III 1993

GROUP DESCRIPTION	DT = 100 KG	1 000 DM	1 000 \$	GROUP DESCRIPTION	DT = 100 KG	1 000 DM	1 000 \$
785 CYCLES,MOTORCYCLES ETC.	262	706	429	697 HOUSEHOLD EQUIPMENT,NES	526	276	162
786 TRAILERS,SEMI-TRAILER,ETC	15 573	7 393	4 475	700 CPL IND PLANT (84/85/87)	171	123	112
791 RAILWAY VEHICLES,EQUIPNT	11 343	1 871	1 089	713 INTRNL COMBUS PSTN ENGIN	212	430	258
792 AIRCRAFT,ASSTCTD,EQUIPNT	22	1 202	718	716 ROTATING ELECTRIC PLANT	64	151	90
793 SHIP,BOAT,FLOAT,STRUCTRS	63	199	121	718 OTH.POWR.GENRTNG.MACHNRY	21	294	173
800 CPL IND PLANT CHAP 90/94	22	615	373	721 AGRIC.MACHINES,EX.TRACTR	175	194	115
811 PREFABRICATED BUILDINGS	184	617	373	722 TRACTORS	588	302	183
812 PLUMBING,SANITRY,EQPT.ETC	663	759	458	723 CIVIL ENGINEERING EQUIPT	335	738	435
813 LIGHTING FIXTURES ETC.NES	404	1 520	907	724 TEXTILE,LEATHER MACHINES	200	1 123	676
821 FURNITURE,CUSHIONS,ETC.	4 292	4 071	2 464	726 PRINTNG,BOOKBINDNG MACHS	84	253	152
831 TRUNK,SUIT-CASES,BAG,ETC	140	391	230	728 OTH.MACH,PTS,SPCL INDUST	36	216	127
841 MENS,BOYS CLOTHNG,X-KNIT	74	424	252	741 HEATING,COOLNG EQUIP,PART	83	393	236
842 WOMEN,GIRL CLOTHNG,XKNIT	350	2 247	1 342	742 PUMPS FOR LIQUIDS,PARTS	34	95	57
843 MENS,BOYS CLOTHNG,KNIT	167	421	252	743 PUMPS NES,CENTRIFUGS ETC	17	53	31
844 WOMEN,GIRLS CLOTHNG,KNIT	70	270	162	744 MECHANICAL HANDLING EQUIP	107	483	287
845 OTHR.TEXTILE APPAREL,NES	371	2 097	1 258	745 OTH.NONELEC MCH,TOOL,NES	13	81	48
846 CLOTHING ACCESSRS,FABRIC	642	2 626	1 586	746 BALL OR ROLLER BEARINGS	145	171	108
848 CLOTHNG,NONTXTL;HEADGEAR	1 038	3 105	1 867	747 TAPS,COCKS,VALVES,ETC.	71	318	185
851 FOOTWEAR	1 096	2 169	1 307	749 NON-ELECT MACH.PARTS,ETC	61	193	117
871 OPTICAL INSTRUMENTS,NES	10	431	257	752 AUTOMATC.DATA PROC.EQUIP	9	294	171
872 MEDICAL INSTRUMENTS NES	527	11 088	6 681	764 TELECOMM.EQUIP,PARTS NES	40	1 585	935
873 METERS,COUNTERS,NES	110	803	480	771 ELECT POWR MACHNY.PARTS	47	78	46
874 MEASURE,CONTROL INSTRMNT	1 020	16 260	9 842	772 ELEC.SWITCH.RELAY,CIRCUT	626	1 412	863
881 PHOTOGRAPH APPAR.ETC.NES	93	1 071	652	773 ELECTR DISTRIBT.EQPT NES	75	75	47
882 PHOTO.CINEMATOGPH.SUPPL	2 803	4 614	2 806	774 ELECTRO-MEDCL,XRAY EQUIP	169	905	551
884 OPTICAL GOODS NES	19	604	366	775 DOM.ELEC,NON-ELEC.EQUIPT	68	122	71
885 WATCHES AND CLOCKS	16	242	145	776 TRANSISTORS,VALVES,ETC.	2	79	47
891 ARMS AND AMMUNITION	298	2 618	1 553	778 ELECTRIC.MACH.APPART,NES	986	454	268
892 PRINTED MATTER	7 948	5 449	3 298	781 PASS.MOTOR VEHCLS.EX.BUS	1 765	1 947	1 170
893 ARTICLES,NES,OF PLASTICS	6 557	5 880	3 557	782 GOODS,SPCL TRANSPORT VEH	10 052	2 985	1 790
894 BABY CARRIAGE,TOYS,GAMES	2 661	3 743	2 261	783 ROAD MOTOR VEHICLES NES	1 660	527	323
895 OFFICE,STATIONERY SUPPLS	252	1 684	1 006	784 PARTS,TRACTORS,MOTOR VEH	937	2 946	1 782
896 WORKS OF ART,ANTIQUE ETC	3	126	75	785 CYCLES,MOTORCYCLES ETC.	154	411	248
897 GOLD,SILVERWARE,JEWEL NES		1 788	1 095	786 TRAILERS,SEMI-TRAILER,ETC	2 220	472	290
898 MUSICAL INSTRUMENTS,ETC.	979	4 347	2 631	811 PREFABRICATED BUILDINGS	162	300	177
899 MISC MANUFCTRD GOODS NES	975	7 610	4 573	813 LIGHTNG FIXTURES ETC.NES	16	49	30
961 COIN NONGOLD NONCURRENT		64	38	821 FURNITURE,CUSHIONS,ETC.	465	671	408
				846 CLOTHING ACCESSRS,FABRIC	51	276	168
				848 CLOTHNG,NONTXTL;HEADGEAR	6	89	53
				872 MEDICAL INSTRUMENTS NES	104	425	258
				873 METERS,COUNTERS,NES	251	432	257
				874 MEASURE,CONTROL INSTRMNT	61	1 178	704
				882 PHOTO.CINEMATOGPH.SUPPL	12	57	35
				892 PRINTED MATTER	151	286	172
				893 ARTICLES,NES,OF PLASTICS	245	163	94
				899 MISC MANUFCTRD GOODS NES	44	639	384
ALBANIA				UKRAINE			
IMPORTS	35 366	18 939	11 421	IMPORTS	5 818 509	413 763	249 492
054 VEGETABLES	4 555	407	241	001 LIVE ANIMALS	1 207	285	173
056 VEGETABLES,PRPD,PRSD,NES	609	116	70	025 EGGS,BIRDS,YOLKS,ALBUMIN	12 060	1 031	617
057 FRUIT,NUTS EXCL.OIL NUTS	8 858	1 470	889	054 VEGETABLES	51 147	3 613	2 191
058 FRUIT,PRESERVED,PREPARED	337	53	31	056 VEGETABLES,PRPD,PRSD,NES	1 917	279	170
075 SPICES	389	62	39	057 FRUIT,NUTS EXCL.OIL NUTS	1 030	88	52
121 TOBACCO, UNMANUFACTURED	1 953	891	532	059 FRUIT, VEGETABLE JUICES	74 461	9 333	5 555
289 PREC.METAL DRES,CONCRTS	13	253	154	073 CHOCOLATE,OTH.COCOA PREP	299	195	122
292 CRUDE VEG.MATERIALS, NES	14 928	4 116	2 491	112 ALCOHOLIC BEVERAGES	21 536	13 566	8 142
551 ESSNTL.OIL,PERFUME,FLAVR	55	239	145	211 HIDES,SKINS(EX.FURS),RAW	1 496	329	198
659 FLOOR COVERINGS, ETC.	73	515	310	222 OILSEED(SFT.FIX VEG.OIL)	50 800	2 059	1 214
682 COPPER	235	67	39	223 OILSEED(OTH.FIX.VEG.OIL)	228	54	32
687 TIN	150	145	89	232 SYNTHETIC RUBBER, ETC.	3 515	93	57
841 MENS,BOYS CLOTHNG,X-KNIT	50	189	111	245 FUEL WOOD, WOOD CHARCOAL	755	56	34
842 WOMEN,GIRL CLOTHNG,XKNIT	2 409	9 161	5 525	248 WOOD, SIMPLY WORKED	48 789	2 872	1 735
844 WOMEN,GIRLS CLOTHNG,KNIT	16	91	55	263 COTTON	2 389	169	98
896 WORKS OF ART,ANTIQUE ETC	35	194	117	266 SYNTHETIC FIBRES	3 476	312	195
899 MISC MANUFCTRD GOODS NES	133	423	256	267 OTHER MAN-MADE FIBRES	3 043	272	162
EXPORTS	545 656	69 686	41 904	277 NATURAL ABRASIVES, NES	8 177	532	320
011 BOVINE MEAT	920	124	75	278 OTHER CRUDE MINERALS	11 454	538	364
024 CHEESE AND CURD	17 191	3 857	2 293	282 FERROUS WASTE AND SCRAP	14 926	1 275	782
041 WHEAT, MESLIN, UNMILLED	357 895	9 439	5 632	287 ORE,CONCENTR.BASE METALS	4 290	366	220
046 MEAL,FLOUR OF WHEAT,MSLN	34 420	1 457	899	288 NON-FERROUS WASTE,SCRAP	13 316	3 359	2 039
048 CEREAL PREPARATIONS	16 167	706	412	291 CRUDE ANIMAL MATERIALS,NES	15 489	1 304	782
061 SUGARS,MOLASSES,HONEY	11 391	394	241	292 CRUDE VEG.MATERIALS, NES	2 085	717	424
098 EDIBLE PROD.PREPRTS,NES	488	384	237	321 COAL,NOT AGGLOMERATED	40 221	762	459
112 ALCOHOLIC BEVERAGES	1 653	191	116	333 PETROLEUM OILS, CRUDE	1 468 250	27 929	17 139
122 TOBACCO, MANUFACTURED	160	318	186	334 PETROLEUM PRODUCTS	1 018 325	13 631	8 134
267 OTHER MAN-MADE FIBRES	300	193	113	335 RESIDUAL PETROL. PRODUCTS	269 787	4 490	2 708
269 WORN CLOTHING,TEXTL,ARTL	383	428	269	511 HYDROCARBONS,NES,DERIVTS	295 064	20 300	12 246
335 RESIDUAL PETROL. PRODUCTS	475	68	41	512 ALCOHOL,PHENOL,ETC.DERIV	691	82	48
514 NITROGEN-FUNCT.COMPOUNDS	87	62	39	513 CARBOXYLIC ACIDS,DERIVTS	18 248	2 055	1 224
522 INORGANIC CHEM.ELEMENTS	692	204	124	514 NITROGEN-FUNCT.COMPOUNDS	62	130	77
523 METAL.SALTS,INORGAN.ACID	4 954	265	155	515 ORGANO-INORGANIC COMPNDS	3 436	2 260	1 369
531 SYNTH.COLOURS,LAKES,ETC.	34	191	118	516 OTHER ORGANIC CHEMICALS	1 179	113	70
541 MEDICINES,ETC.EXC.GRP542	11	158	91	522 INORGANIC CHEM.ELEMENTS	29 337	2 395	1 441
542 MEDICAMENTS	14	221	131	523 METAL.SALTS,INORGAN.ACID	3 154	314	189
554 SOAP,CLEANERS,POLISH,ETC	1 260	332	198	524 OTHER CHEMICAL COMPOUNDS	12 279	1 093	653
575 OTH.PLASTIC,PRIMARY FORM	681	193	118	541 MEDICINES,ETC.EXC.GRP542	714	1 131	675
581 PLASTIC TUBE,PIPE,HOSE	92	243	148	542 MEDICAMENTS	15	291	172
582 PLASTIC PLATE,SHEETS,ETC	34	49	30	551 ESSNTL.OIL,PERFUME,FLAVR	118	117	72
591 INSECTICIDES, ETC.	297	739	444	554 SOAP,CLEANERS,POLISH,ETC	603	62	37
592 STARCHES,INULIN,ETC.	261	53	31	562 FERTILIZER,EXCEPT GRP272	1 156 336	24 873	14 946
597 PREPRD ADDITIVES,LIQUIDS	150	52	31	571 POLYMERS OF ETHYLENE	10 816	684	408
598 MISC.CHEMICAL PRODTS,NES	1 424	1 564	946	573 POLYMERS,VINYL CHLORIDE	17 170	1 247	759
613 FURSKINS,TANNED,DRESSED	2	50	31	575 OTH.PLASTIC,PRIMARY FORM	8 826	1 183	708
625 RUBBER TYRES,TUBES,ETC.	199	63	35	582 PLASTIC PLATE,SHEETS,ETC	171	71	43
641 PAPER AND PAPERBOARD	5 238	1 023	614	582 STARCHES,INULIN,ETC.	38 343	13 394	8 031
642 PAPER,PAPERBOARD,CUT ETC	211	73	43	598 MISC.CHEMICAL PRODTS,NES	38 814	4 087	2 464
651 TEXTILE YARN	29	134	77	611 LEATHER	1 161	371	223
652 COTTON FABRICS, WOVEN	56	267	155	613 FURSKINS,TANNED,DRESSED	80	2 408	1 454
653 FABRICS,MAN-MADE FIBRES	1 078	4 497	2 719	625 RUBBER TYRES,TUBES,ETC.	21 310	2 397	1 452
654 OTH.TEXTILE FABRIC,WOVEN	508	1 047	630	634 VENEERS, PLYWOOD, ETC.	12 428	1 557	943
655 KNIT,CROCHET.FABRIC NES	41	117	70	635 WOOD MANUFACTURES, NES	3 626	224	132
656 TULLE,LACE,EMBROIDRY,ETC	9	133	80	641 PAPER AND PAPERBOARD	7 890	618	381
657 SPECIAL YARN,XTL.FABRIC	143	712	433	642 PAPER,PAPERBOARD,CUT ETC	942	154	92
659 FLOOR COVERINGS, ETC.	58	57	35	651 TEXTILE YARN	636	150	91
662 CLAY,REFRCT.CONSTR.MATRL	2 071	238	142	652 COTTON FABRICS, WOVEN	268	69	42
665 GLASSWARE	133	198	120				
673 FLAT-ROLLED IRON ETC.	1 001	106	64				
674 FLAT-ROLLED PLATED IRON	3 400	432	266				
675 FLAT-ROLLED, ALLOY STEEL	263	102	62				
679 TUBES,PIPES,ETC.IRON,STL	47 547	6 164	3 756				
684 ALUMINIUM	248	148	91				
695 TOOLS	36	140	86				

7 IMPORTS AND EXPORTS (SPECIAL TRADE) BY COUNTRIES OF PRODUCTION AND CONSUMPTION AND BY GROUPS OF THE SITC-REV. III 1993

GROUP DESCRIPTION	DT = 100 KG	1 000 DM	1 000 \$	GROUP DESCRIPTION	DT = 100 KG	1 000 DM	1 000 \$
654 OTH.TEXTILE FABRIC,WOVEN	762	947	575	081 ANIMAL FEED STUFF	273	93	53
657 SPECIAL YARN,TXTL.FABRIC	3 634	536	322	091 MARGARINE AND SHORTENING	2 824	491	296
658 TEXTILE ARTICLES NES	2 050	1 204	725	098 EDIBLE PROD.PREPRNS,NES	6 235	1 861	1 123
659 FLOOR COVERINGS, ETC.	134	253	151	111 NON-ALCOHOL.BEVERAGE,NES	19 906	2 002	1 213
661 LIME,CEMENT,CONSTR.MATRL	7 280	542	323	112 ALCOHOLIC BEVERAGES	77 301	14 356	8 621
663 MINERAL MANUFACTURES,NES	1 823	79	49	121 TOBACCO, UNMANUFACTURED	674	176	104
664 GLASS	24 804	1 113	674	122 TOBACCO, MANUFACTURED	5 300	10 097	6 090
665 GLASSWARE	561	102	62	212 FURSKINS, RAW	50	394	243
666 POTTERY	734	146	89	222 OILSEED(SFT.FIX VEG.OIL)	4 829	1 508	889
671 PIG IRON,SPIEGELEISN,ETC	103 632	6 830	4 098	232 SYNTHETIC RUBBER, ETC.	1 930	763	466
672 INGOTS ETC.IRON OR STEEL	22 865	5 861	3 536	245 FUEL WOOD, WOOD CHARCOAL	290	206	128
673 FLAT-ROLLED IRON ETC.	295 855	14 153	8 633	248 WOOD, SIMPLY WORKED	3 185	152	93
676 IRON,STL.BAR,SHAPES ETC.	36 708	5 055	3 043	266 SYNTHETIC FIBRES	151	49	30
678 WIRE OF IRON OR STEEL	15 272	693	419	269 WORN CLOTHING,TEXTL.ARTL	1 385	227	136
679 TUBES,PIPES,ETC.IRON,STL	40 082	3 706	2 233	277 NATURAL ABRASIVES, NES		71	42
682 COPPER	46 976	11 401	6 929	278 OTHER CRUDE MINERALS	39 094	131	79
683 NICKEL	1 069	837	507	288 NON-FERROUS WASTE, SCRAP	1 159	233	143
684 ALUMINIUM	30 092	5 554	3 373	292 CRUDE VEG.MATERIALS, NES	2 526	12 756	7 697
687 TIN	82	53	32	334 PETROLEUM PRODUCTS	31 995	6 369	3 853
689 MISC.NON-FERR.BASE METAL			335	RESIDUAL PETROL.PRODUCTS	12 120	1 322	777
691 METALLIC STRUCTURES NES	7 914	714	431	421 FIXED VEG.FAT,OILS, SOFT	1 400	208	126
692 CONTAINERS,STORAGE,TRNSP	3 026	288	172	431 ANIMAL,VEG.FATS,OILS,NES	475	58	32
693 WIRE PRODUCTS EXCL.ELECT	451	71	43	511 HYDROCARBONS,NES,DERIVTS	3 508	332	203
694 NAILS,SCREWS,NUTS,ETC.	2 789	218	130	512 ALCOHOL,PHENOL,ETC.DERIV	4 554	703	420
695 TOOLS	156	224	138	513 CARBOXYLIC ACIDS,DERIVTS	7 062	1 517	896
697 HOUSEHOLD EQUIPMENT,NES	1 002	168	102	514 NITROGEN-FUNCT.COMPOUNDS	2 682	1 774	1 086
699 MANUFACTS.BASE METAL,NES	14 878	1 048	635	515 ORGANO-INORGANIC COMPOUNDS	6 493	5 623	3 474
716 ROTATING ELECTRIC PLANT	3 813	7 266	4 396	516 OTHER ORGANIC CHEMICALS	7 110	1 547	958
722 TRACTORS	4 465	613	372	522 INORGANIC CHEM.ELEMENTS	4 213	832	504
723 CIVIL ENGINEERING EQUIPT	3 414	1 289	793	523 METAL.SALTS,INORGAN.ACID	831	280	167
724 TEXTILE,LEATHER MACHINES	292	231	137	524 OTHER CHEMICAL COMPOUNDS	11	199	120
728 OTH.MACH.PTS.SPCL INDUST	230	326	196	531 SYNTH.COLOURS,LAKES,ETC.	303	431	251
731 METAL REMOVAL WORK TOOLS	233	533	317	532 DYEING,TANNING MATERIALS	443	163	99
735 PARTS,NES,FOR MACH-TOOLS	477	79	49	533 PIGMENTS, PAINTS, ETC.	5 274	3 479	2 100
737 METALWORKING MACHNRY NES	285	146	88	541 MEDICINES,ETC.EXC.GRP542	304	2 698	1 609
742 PUMPS FOR LIQUIDS,PARTS	61	58	36	542 MEDICAMENTS	10 235	95 213	57 818
743 PUMPS NES,CENTRIFUGS ETC	422	213	129	551 ESSNTL.OIL,PERFUME,FLAVR	126	435	258
744 MECHANICAL HANDLING EQUIP	8 381	1 980	1 199	553 PERFUMERY,COSMETICS,ETC.	5 768	6 415	3 867
745 OTH.NONELEC MCH,TOOL,NES	22	52	31	554 SOAP,CLEANERS,POLISH,ETC	10 343	3 748	2 247
746 BALL OR ROLLER BEARINGS	2 493	1 969	1 206	571 POLYMERS OF ETHYLENE	6 938	2 395	1 412
749 NON-ELECT MACH.PARTS,ETC	383	53	32	572 POLYMERS OF STYRENE	3 342	1 323	794
752 AUTOMATC.DATA PROC.EQUIP	436	132	81	573 POLYMERS,VINYL CHLORIDE	1 259	242	145
761 TELEVISION RECEIVERS ETC	940	1 293	789	574 POLYACETAL,POLYCARBONATE	5 256	2 032	1 216
764 TELECOMM.EQUIP.PARTS NES	122	132	80	575 OTH.PLASTIC,PRIMARY FORM	7 485	3 801	2 295
771 ELECT POWER MACHNRY,PARTS	837	824	494	579 PLASTIC WASTE, SCRAP ETC	41 952	347	210
772 ELEC.SWITCH,RELAY,CIRCUIT	150	363	218	581 PLASTIC TUBE,PIPE,HOSE	616	571	342
773 ELECTR.DISTRIBT.EQPT NES	2 171	473	288	582 PLASTIC PLATE,SHEETS,ETC	4 333	3 682	2 213
775 DOM.ELEC,NON-ELEC.EQUIPT	136	50	32	583 MONOFILAMENT OF PLASTICS	110	90	56
776 TRANSISTORS,VALVES,ETC.	13	210	128	591 INSECTICIDES, ETC.	10 218	21 848	13 494
778 ELECTRIC.MACH.APPLT.NES	3 890	1 231	735	592 STARCHES,INULIN,ETC.	1 565	1 026	618
781 PASS.MOTOR VEHCLS.EX.BUS	430	188	113	593 EXPLOSIVES,PYROTECHNICS	16	56	33
782 GOODS,SPCL TRANSPORT VEH	1 021	1 646	968	597 PREPRD ADDITIVES,LIQUIDS	4 691	1 680	1 005
783 ROAD MOTOR VEHICLES NES	63	136	79	598 MISC.CHEMICAL PRDCTS,NES	21 248	7 276	4 391
784 PARTS,TRACTORS,MOTOR VEH	3 320	964	581	600 CPL IND PLANT CHAP 69-76	14 456	23 561	14 392
785 CYCLES,MOTORCYCLES ETC.	2 095	592	357	611 LEATHER	239	1 043	626
786 TRAILERS,SEMI-TRAILR,ETC	80 319	4 866	2 936	612 MANUFACT. LEATHER ETC.NES	7	69	41
791 RAILWAY VEHICLES.EQUIPNT	58 455	10 938	6 588	613 FURSKINS,TANNED,DRESSED	10	81	49
813 LIGHTING FIXTURES ETC.NES	425	220	134	621 MATERIALS OF RUBBER	97	259	156
821 FURNITURE,CUSHIONS,ETC.	74 089	10 314	6 237	625 RUBBER TYRES,TUBES,ETC.	3 024	923	553
831 TRUNK,SUIT-CASES,BAG,ETC	396	254	152	629 ARTICLES OF RUBBER, NES	3 544	4 894	2 940
841 MENS,BOYS CLOTHING,X-KNIT	4 518	13 556	8 105	634 VENEERS, PLYWOOD, ETC.	1 411	448	271
842 WOMEN,GIRL CLOTHING,XKNIT	12 845	56 871	34 174	635 WOOD MANUFACTURES, NES	2 844	1 576	956
843 MENS,BOYS CLOTHING,KNIT	42	51	30	641 PAPER AND PAPERBOARD	29 570	14 284	8 679
844 WOMEN,GIRLS CLOTHING,KNIT	497	1 730	1 042	642 PAPER,PAPERBOARD,CUT ETC	3 172	1 758	1 053
845 OTHR.TEXTILE APPAREL,NES	2 706	10 009	6 022	651 TEXTILE YARN	1 809	3 058	1 829
846 CLOTHING ACCESSRS,FABRIC	1 908	1 857	1 110	652 COTTON FABRICS, WOVEN	1 887	4 624	2 797
848 CLOTHING,NONXTXL;HEADGEAR	80	3 056	1 839	653 FABRICS,MAN-MADE FIBRES	12 424	34 217	20 639
851 FOOTWEAR	5 463	8 547	5 148	654 OTH.TEXTILE FABRIC,WOVEN	5 949	20 189	12 295
871 OPTICAL INSTRUMENTS,NES	16	196	120	655 KNIT,CROCHET.FABRIC NES	1 643	4 159	2 507
872 MEDICAL INSTRUMENTS NES	8	200	122	656 TULLE,LACE,EMBROIDRY.ETC	340	2 984	1 798
874 MEASURE,CONTROL INSTRMNT	47	632	383	657 SPECIAL YARN,TXTL.FABRIC	2 424	5 159	3 110
881 PHOTOGRAPH APPAR.ETC.NES	4	64	39	658 TEXTILE ARTICLES NES	576	1 271	751
884 OPTICAL GOODS NES	84	643	379	659 FLOOR COVERINGS, ETC.	5 299	2 962	1 785
885 WATCHES AND CLOCKS	4	53	31	661 LIME,CEMENT,CONSTR.MATRL	1 422	148	86
891 ARMS AND AMMUNITION	10	202	123	662 CLAY,REFRCT.CONSTR.MATRL	9 399	1 603	957
893 ARTICLES,NES,OF PLASTICS	239	84	52	663 MINERAL MANUFACTURES,NES	3 316	1 049	630
894 BABY CARRIAGE,TOYS,GAMES	571	346	207	664 GLASS	866	335	203
895 OFFICE,STATIONERY SUPPLS	105	125	75	665 GLASSWARE	524	385	234
896 WORKS OF ART,ANTIQUE ETC	26	123	74	668 POTTERY	314	219	130
898 MUSICAL INSTRUMENTS,ETC.	4 254	8 022	4 862	673 FLAT-ROLLED IRON ETC.	424 903	29 891	17 743
899 MISC MANUFCTDR GOODS NES	190	72	44	674 FLAT-ROLLED PLATED IRON	12 343	1 438	859
961 COIN NONGOLD NONCURRENT		52	30	675 FLAT-ROLLED, ALLOY STEEL	111	355	210
EXPORTS	3 109 042	1 540 583	929 923	679 TUBES,PIPES,ETC.IRON,STL	3 852	1 563	946
001 LIVE ANIMALS	894	286	170	681 SILVER,PLATINUM,ETC.	10	267	156
011 BOVINE MEAT	425	85	53	682 COPPER	2 365	2 365	1 417
012 OTHER MEAT, MEAT OFFAL	9 332	1 624	955	684 ALUMINIUM	853	815	483
017 MEAT,OFFL.PRPD,PRSD,NES	2 841	1 249	743	691 METALLIC STRUCTURES NES	4 270	3 808	2 285
022 MILK AND CREAM	5 809	1 488	894	692 CONTAINERS,STORAGE,TRNSP	1 190	522	316
024 CHEESE AND CURD	1 002	556	332	693 WIRE PRODUCTS EXCL.ELECT	17 874	7 319	4 459
037 FISH ETC.PRPD,PRSD,NES	711	347	207	694 NAILS,SCREWS,NUTS,ETC.	285	968	578
041 WHEAT, MESLIN, UNMILLED	1 448 170	29 633	18 177	695 TOOLS	958	3 551	2 120
044 MAIZE UNMILLED	2 016	504	314	696 CUTLERY	65	337	201
045 OTHER CEREALS, UNMILLED	85 004	1 741	1 067	697 HOUSEHOLD EQUIPMENT,NES	1 038	1 190	708
048 CEREAL PREPARATIONS	3 772	1 317	775	699 MANUFACTS.BASE METAL,NES	1 974	3 493	2 101
054 VEGETABLES	831	125	71	700 CPL IND PLANT (84/85/87)	44 802	197 010	118 722
056 VEGETABLES,PRPD,PRSD,NES	847	303	178	711 STEAM GENER. BOILERS,ETC.	151	414	249
057 FRUIT,NUTS EXCL.OIL NUTS	2 109	492	294	713 INTRNL COMBUS PSTN ENGIN	4 284	9 485	5 713
058 FRUIT,PRESERVED,PREPARED	1 519	719	425	716 ROTATING ELECTRIC PLANT	1 902	4 326	2 638
059 FRUIT, VEGETABLE JUICES	5 539	552	327	718 OTH.POWR.GENRTNG.MACHNRY	137	710	423
061 SUGARS,MOLASSES,HONEY	6 657	348	210	721 AGRIC.MACHINES,EX.TRACTR	40 805	49 136	29 733
062 SUGAR CONFECTIONERY	1 872	1 166	701	722 TRACTORS	904	1 120	679
071 COFFEE,COFFEE SUBSTITUTE	4 332	1 731	1 046	723 CIVIL ENGINEERING EQUIPT	8 146	13 661	8 235
072 COCOA	1 064	153	93	724 TEXTILE,LEATHER MACHINES	8 394	26 698	16 148
073 CHOCOLATE,OTH.COCOA PREP	8 630	4 179	2 509	725 PAPER,PULP MILL MACHINES	522	2 544	1 495
074 TEA AND MATE	397	290	175	726 PRINTING,BOOKBINDNG MACHS	588	4 637	2 750
075 SPICES	365	166	98	727 FOOD-PROCESS.MCH.NON DOM	1 331	6 562	3 956
				728 OTH.MACH.PTS,SPCL INDUST	27 010	69 130	41 778
				731 METAL REMOVAL WORK TOOLS	1 515	7 438	4 497

7 IMPORTS AND EXPORTS (SPECIAL TRADE) BY COUNTRIES OF PRODUCTION AND CONSUMPTION AND BY GROUPS OF THE SITC-REV. III 1993

GROUP DESCRIPTION	DT = 100 KG	1 000 DM	1 000 \$	GROUP DESCRIPTION	DT = 100 KG	1 000 DM	1 000 \$
073 CHOCOLATE,OTH.COCCA PREP	11 508	5 797	3 480	743 PUMPS NES,CENTRIFUGS ETC	1 891	8 474	5 124
081 ANIMAL FEED STUFF	33 221	5 756	3 433	744 MECHANICAL HANDLING EQUIP	4 458	7 516	4 477
091 MARGARINE AND SHORTENING	2 576	364	221	745 OTH.NONELEC MCH,TOOL,NES	4 524	25 512	15 548
098 EDIBLE PROD.PREPRNTS,NES	2 185	559	333	746 BALL OR ROLLER BEARINGS	127	523	322
111 NON-ALCOHOL.BEVERAGE,NES	9 237	886	545	747 TAPS,COCKS,VALVES,ETC.	609	3 209	1 923
112 ALCOHOLIC BEVERAGES	119 923	17 043	10 263	748 TRANSMISSIONS SHAFTS ETC	720	3 433	2 088
122 TOBACCO, MANUFACTURED	13 773	22 113	13 244	749 NON-ELECT MACH.PARTS,ETC	634	1 799	1 093
222 OILSEED(SFT.FIX VEG.OIL)	446	216	126	751 OFFICE MACHINES	58	720	432
231 NATURAL RUBBER, ETC.	665	93	57	752 AUTOMATC.DATA PROC.EQUIP	1 357	5 354	3 248
248 WOOD, SIMPLY WORKED	51	115	69	759 PARTS,FOR OFFICE MACHINS	230	985	594
268 WOOL, OTHER ANIMAL HAIR	172	295	185	761 TELEVISION RECEIVERS ETC	157	367	220
269 WORN CLOTHING,TEXTL.ARTL	1 158	99	59	762 RADIO-BROADCAST RECEIVER	40	202	122
278 OTHER CRUDE MINERALS	3 399	64	38	763 SOUND RECORDER,PHONOGRPH	60	339	207
285 ALUMINIUM ORE,CONCR.ETC	49 814	1 252	775	764 TELECOMM.EQUIP.PARTS NES	3 583	4 571	2 715
291 CRUDE ANIMAL MATERLS,NES	115	59	34	771 ELECT POWER MACHNY.PARTS	55	302	182
292 CRUDE VEG.MATERIALS, NES	643	2 415	1 514	772 ELEC.SWITCH,RELAY.CIRCUT	387	2 587	1 580
334 PETROLEUM PRODUCTS	5 867	1 236	749	773 ELECTR DISTRIBT.EQPT NES	609	666	404
421 FIXED VEG.FAT,OILS, SOFT	11 487	1 484	893	774 ELECTRO-MEDCL,XRAY EQUIP	1 000	20 863	12 547
431 ANIMAL, VEG.FATS,OILS,NES	1 914	371	226	775 DOM.ELEC, NON-ELEC.EQUIPT	923	1 589	953
512 ALCOHOL, PHENOL, ETC.DERIV	3 260	513	311	776 TRANSISTORS, VALVES, ETC.	12 692	13 232	8 086
513 CARBOXYLIC ACIDS, DERIVTS	480	273	167	778 ELECTRIC MACH. APPART. NES	1 537	2 955	1 786
514 NITROGEN-FUNCT.COMPOUNDS	6 330	1 899	1 155	781 PASS.MOTOR VEHCLS.EX.BUS	17 577	22 779	13 745
515 ORGANO-INORGANIC COMPNDS	2 147	4 374	2 648	782 GOODS,SPCL TRANSPORT VEH	7 266	2 839	1 696
516 OTHER ORGANIC CHEMICALS	229	176	109	783 ROAD MOTOR VEHICLES NES	11 642	8 542	5 210
522 INORGANIC CHEM.ELEMENTS	3 261	1 488	888	784 PARTS,TRACTORS,MOTOR VEH	3 974	9 244	5 569
523 METAL.SALTS,INORGAN.ACID	3 052	159	94	785 CYCLES,MOTORCYCLES ETC.	89	346	211
524 OTHER CHEMICAL COMPOUNDS	400	443	269	786 TRAILERS,SEMI-TRAILR,ETC	14 554	9 596	5 770
525 RADIO-ACTIVE MATERIALS		174	103	791 RAILWAY VEHICLES.EQUIPNT	28 064	46 077	28 132
531 SYNTH.COLOURS,LAKES,ETC.	1 455	2 522	1 526	792 AIRCRAFT,ASSOCTD.EQUIPNT		58	35
532 DYEING,TANNING MATERIALS	2 616	925	558	793 SHIP,BOAT,FLOAT.STRUCTRS	88	57	36
533 PIGMENTS, PAINTS, ETC.	21 637	4 837	2 924	800 CPL IND PLANT CHAP 90/94	178	5 088	3 023
541 MEDICINES,ETC.EXC.GRP542	106	998	596	811 PREFABRICATED BUILDINGS	636	1 163	700
542 MEDICAMENTS	6 290	39 348	23 774	812 PLUMBING,SANITRY,EQPT.ETC	827	1 096	651
551 ESSNTL.OIL,PERFUME,FLAVR	13	58	33	813 LIGHTING FIXTURES ETC.NES	285	613	365
553 PERFUMERY,COSMETICS,ETC.	3 644	3 619	2 172	821 FURNITURE,CUSHIONS,ETC.	5 206	5 166	3 117
554 SOAP,CLEANERS,POLISH,ETC	8 257	3 020	1 827	831 TRUNK,SUIT-CASES,BAG,ETC	78	309	185
572 POLYMERS OF STYRENE	2 415	535	315	841 MENS,BOYS CLOTHNG,X-KNIT	311	2 531	1 495
573 POLYMERS,VINYL CHLORIDE	8 110	1 297	787	842 WOMEN,GIRL CLOTHNG,XKNIT	360	1 818	1 087
574 POLYACETAL,POLYCARBONATE	5 408	2 319	1 396	843 MENS,BOYS CLOTHING,KNIT	181	759	461
575 OTH.PLASTIC,PRIMARY FORM	6 298	4 654	2 793	844 WOMEN,GIRLS CLOTHNG.KNIT	163	860	522
579 PLASTIC WASTE, SCRAP ETC	5 824	94	55	845 OTHR.TEXTILE APPAREL,NES	1 289	8 397	5 046
581 PLASTIC TUBE,PIPE,HOSE	160	248	147	846 CLOTHING ACCESSRS,FABRIC	219	1 033	613
582 PLASTIC PLATE,SHEETS,ETC	2 723	2 492	1 490	848 CLOTHING,NONXTXL;HEADGEAR	65	550	327
583 MONOFILAMENT OF PLASTICS	297	292	177	851 FOOTWEAR	3 505	9 263	5 564
591 INSECTICIDES, ETC.	5 413	5 384	3 328	871 OPTICAL INSTRUMENTS,NES	110	2 546	1 495
592 STARCHES, INULIN, ETC.	962	411	246	872 MEDICAL INSTRUMENTS NES	364	11 956	7 221
597 PREPRD ADDITIVES,LIQUIDS	1 678	728	436	873 METERS,COUNTERS,NES	3	64	38
598 MISC.CHEMICAL PRODS,NES	51 022	9 315	5 613	874 MEASURE,CONTROL INSTRMNT	303	6 690	4 044
600 CPL IND PLANT CHAP 69-76	155	477	279	881 PHOTOGRAPH APPAR.ETC.NES	26	369	224
611 LEATHER	77	124	73	882 PHOTO.CINEMATOGPH.SUPPL	160	321	192
619 FURSKINS,TANNED,DRESSED	42	138	82	884 OPTICAL GOODS NES	5	126	74
621 MATERIALS OF RUBBER	693	502	304	885 WATCHES AND CLOCKS	13	167	102
625 RUBBER TYRES,TUBES,ETC.	1 668	543	323	891 ARMS AND AMMUNITION	337	909	558
629 ARTICLES OF RUBBER,NES	408	1 412	856	892 PRINTED MATTER	36 459	21 554	12 957
634 VENEERS, PLYWOOD, ETC.	2 263	621	375	893 ARTICLES,NES,OF PLASTICS	2 393	2 262	1 355
635 WOOD MANUFACTURES, NES	2 107	1 220	742	894 BABY CARRIAGE,TOYS,GAMES	4 573	1 878	1 144
641 PAPER AND PAPERBOARD	1 757	1 079	655	895 OFFICE,STATIONERY SUPPLS	87	604	357
642 PAPER,PAPERBOARD,CUT ETC	626	326	186	896 WORKS OF ART,ANTIQUE ETC	3	433	262
651 TEXTILE YARN	1 231	2 881	1 730	897 GOLD,SILVERWARE,JEWEL NES	3	271	161
652 COTTON FABRICS, WOVEN	1 114	1 113	671	898 MUSICAL INSTRUMENTS,ETC.	592	2 037	1 232
653 FABRICS,MAN-MADE FIBRES	2 056	5 817	3 498	899 MISC MANUFCTRD GOODS NES	174	1 117	672
654 OTH.TEXTILE FABRIC,WOVEN	1 783	4 602	2 780	941 COMPL IND PLANT CHAPT 99	226	994	602
655 KNIT,CROCHET.FABRIC NES	70	202	124				
656 TULLE,LACE,EMBROIDRY,ETC	73	560	330	MOLDOVA			
657 SPECIAL YARN,TXTL.FABRIC	739	1 178	707	IMPORTS	103 178	28 059	16 846
658 TEXTILE ARTICLES NES	767	492	294				
659 FLOOR COVERINGS, ETC.	1 012	694	416	001 LIVE ANIMALS	300	55	34
661 LIME,CEMENT,CONSTR.MATRL	1 127	48	30	057 FRUIT,NUTS EXCL.OIL NUTS	369	66	38
662 CLAY,REFRCT.CONSTR.MATRL	3 252	1 330	1 196	059 FRUIT,VEGETABLE JUICES	36 514	4 080	2 433
663 MINERAL MANUFACTURES,NES	4 505	1 873	1 115	112 ALCOHOLIC BEVERAGES	5 307	1 297	776
664 GLASS	139	171	100	232 SYNTHETIC RUBBER, ETC.	2 628	104	64
665 GLASSWARE	445	1 354	808	282 NON-FERROUS WASTE,SCRAP	38 593	8 396	5 047
666 POTTERY	224	143	86	298 CRUDE VEG.MATERIALS, NES	1 883	307	189
671 PIG IRON,SPIEGELEISN,ETC	2 964	658	398	551 ESSNTL.OIL,PERFUME,FLAVR	888	125	73
673 FLAT-ROLLED IRON ETC.	133 824	9 776	5 832	553 MONOFILAMENT OF PLASTICS	464	91	55
674 FLAT-ROLLED PLATED IRON	1 298	176	108	552 STARCHES, INULIN, ETC.	399	158	93
675 FLAT-ROLLED, ALLOY STEEL	6 313	1 713	1 021	592 COTTON FABRICS, WOVEN	465	128	77
676 IRON, STL.BAR,SHAPES ETC.	644	591	349	658 TEXTILE ARTICLES NES	2 070	1 328	803
679 TUBES,PIPES,ETC. IRON,STL	1 856	954	581	659 FLOOR COVERINGS, ETC.	885	740	447
681 SILVER,PLATINUM,ETC.	6	1 618	979	671 PIG IRON,SPIEGELEISN,ETC	748	163	96
682 COPPER	25 355	8 466	5 050	682 COPPER	608	199	122
684 ALUMINIUM	534	603	360	683 NICKEL	243	164	100
691 METALLIC STRUCTURES NES	5 890	2 456	1 475	689 MISC.NON-FERR.BASE METAL	480	135	78
692 CONTAINERS,STORAGE,TRNSP	563	223	135	723 CIVIL ENGINEERING EQUIPT	153	63	37
693 WIRE PRODUCTS EXCL.ELECT	243	644	394	749 NON-ELECT MACH.PARTS,ETC	8	120	73
694 NAILS,SCREWS,NUTS,ETC.	82	172	103	821 FURNITURE,CUSHIONS,ETC.	352	96	58
695 TOOLS	359	2 377	1 411	831 TRUNK,SUIT-CASES,BAG,ETC	1 543	144	87
696 CUTLERY	86	353	208	841 MENS,BOYS CLOTHNG,X-KNIT	1 108	3 551	2 135
697 HOUSEHOLD EQUIPMENT,NES	588	903	537	842 WOMEN,GIRL CLOTHNG,XKNIT	216	1 017	606
699 MANUFACTS.BASE METAL,NES	970	1 482	880	844 WOMEN,GIRLS CLOTHNG.KNIT	20	123	72
700 CPL IND PLANT (84/85/87)	1 547	13 471	8 127	845 OTHR.TEXTILE APPAREL,NES	48	174	105
711 STEAM GENER. BOILERS,ETC.	17	126	77	851 FOOTWEAR	4 403	4 406	2 645
713 INTRNL COMBUS PSTN ENGIN	602	1 560	954	893 ARTICLES,NES,OF PLASTICS	149	48	30
716 ROTATING ELECTRIC PLANT	2 001	3 350	2 055				
718 OTH.POWR.GENRTNG.MACHNRY	32	123	74	EXPORTS	54 026	61 456	36 981
721 AGRIC.MACHINES,EX.TRACTR	6 386	5 571	3 389				
723 CIVIL ENGINEERING EQUIPT	5 551	7 288	4 406	061 SUGARS,MOLASSES,HONEY	2 046	92	55
724 TEXTILE,LEATHER MACHINES	13 509	47 096	28 794	073 CHOCOLATE,OTH.COCCA PREP	352	192	115
725 PAPER,PULP MILL MACHINES	259	2 319	1 358	091 MARGARINE AND SHORTENING	1 754	271	161
726 PRINTNG,BOOKBINDNG MACHS	61	970	590	112 ALCOHOLIC BEVERAGES	1 438	205	123
727 FOOD-PROCESS.MCH.NON DOM	6 627	17 609	10 592	267 OTHER MAN-MADE FIBRES	505	350	213
728 OTH.MACH,PTS,SPCL INDSTR	14 738	51 393	30 996	268 WOOL, OTHER ANIMAL HAIR	131	117	68
731 METAL REMOVAL WORK TOOLS	399	1 199	718	292 CRUDE VEG.MATERIALS, NES	153	778	473
733 MACH-TOOLS,METAL-WORKING	1 910	9 063	5 338	431 ANIMAL, VEG.FATS,OILS,NES	666	113	66
735 PARTS,NES,FOR MACH-TOOLS	726	2 226	1 349	515 ORGANO-INORGANIC COMPNDS	1 083	2 012	1 261
737 METALWORKING MACHNRY NES	367	3 779	2 277	531 SYNTH.COLOURS,LAKES,ETC.	110	477	296
741 HEATNG,COOLNG EQUIP,PART	7 767	20 944	12 540	533 PIGMENTS, PAINTS, ETC.	104	223	131
742 PUMPS FOR LIQUIDS,PARTS	2 049	7 543	4 620				

7 IMPORTS AND EXPORTS (SPECIAL TRADE) BY COUNTRIES OF PRODUCTION AND CONSUMPTION AND BY GROUPS OF THE SITC-REV. III 1993

GROUP DESCRIPTION	DT = 100 KG	1 000 DM	1 000 \$	GROUP DESCRIPTION	DT = 100 KG	1 000 DM	1 000 \$
542 MEDICAMENTS	58	453	279	268 WOOL, OTHER ANIMAL HAIR	2 659	452	268
551 ESSNTL. OIL, PERFUME, FLAVR	579	275	165	272 FERTILIZERS, CRUDE			
553 PERFUMERY, COSMETICS, ETC.	442	361	212	273 STONE, SAND AND GRAVEL	605 342	1 133	683
554 SOAP, CLEANERS, POLISH, ETC	609	191	112	277 NATURAL ABRASIVES, NES		354	216
573 POLYMERS, VINYL CHLORIDE	1 284	215	129	278 OTHER CRUDE MINERALS	45 157	1 772	1 068
574 POLYACETAL, POLYCARBONATE	2 686	1 371	817	281 IRON ORE, CONCENTRATES	2 626 015	14 362	8 595
575 OTH. PLASTIC, PRIMARY FORM	2 896	1 476	879	282 FERROUS WASTE AND SCRAP	454 218	23 019	13 809
581 PLASTIC TUBE, PIPE, HOSE	122	220	137	283 COPPER ORES, CONCENTRATES	1 472	79	48
582 PLASTIC PLATE, SHEETS, ETC	53	73	44	284 NICKEL ORES, CONCTR, MATTE	3 476	3 079	1 876
591 INSECTICIDES, ETC.	1 871	4 799	2 986	285 ALUMINIUM ORE, CONCTR, ETC	1 299	114	68
597 PREPRD ADDITIVES, LIQUIDS	199	56	34	288 NON-FERROUS WASTE, SCRAP	1 180 443	308 122	186 530
598 MISC. CHEMICAL PRODS. NES	113	62	37	289 PREC. METAL ORES, CONCTR	880	24 071	14 603
611 LEATHER	674	1 777	1 057	291 CRUDE ANIMAL MATERLS. NES	19 040	5 280	3 192
625 RUBBER TYRES, TUBES, ETC.	199	53	31	292 CRUDE VEG. MATERIALS, NES	7 046	2 887	1 723
633 CORK MANUFACTURES	18	57	34	321 COAL, NOT AGGLOMERATED	1 845 550	11 283	6 827
642 PAPER, PAPERBOARD, CUT ETC	378	129	77	322 BRIQUETTES, LIGNITE, PEAT	23 990	232	140
651 TEXTILE YARN	52	260	154	325 COKE, SEMI-COKE, RET. CARBN	660 195	7 431	4 463
652 COTTON FABRICS, WOVEN	97	326	192	335 PETROLEUM OILS, CRUDE	169 605 742	3 171 781	1 921 238
653 FABRICS, MAN-MADE FIBRES	1 103	2 258	1 360	336 PETROLEUM PRODUCTS	26 156 242	665 482	402 427
654 OTH. TEXTILE FABRIC, WOVEN	244	778	462	335 RESIDUAL PETROL. PRODUCTS	354 906	10 365	6 245
655 KNIT. CROCHET. FABRIC NES	624	1 078	650	411 ANIMAL OILS AND FATS	1 409	68	42
656 TULLE, LACE, EMBROIDRY, ETC	15	128	75	511 HYDROCARBONS, NES, DERIVTS	589 284	37 755	22 921
657 SPECIAL YARN, TXTL. FABRIC	576	1 123	674	512 ALCOHOL, PHENOL, ETC. DERIV	102 255	9 754	5 895
658 TEXTILE ARTICLES NES	186	245	142	513 CARBOXYLIC ACIDS, DERIVTS	31 187	3 022	1 839
662 CLAY, REFRCT. CONSTR. MATRL	953	364	217	514 NITROGEN-FUNCT. COMPOUNDS	4 761	3 909	2 338
696 CUTLERY	20	65	40	515 ORGANO-INORGANIC COMPNDS	72 386	25 399	15 305
699 MANUFACT. BASE METAL, NES	168	429	261	516 OTHER ORGANIC CHEMICALS	10 075	1 826	1 097
700 CPL. IND. PLANT (84/85/87)	700	1 552	940	522 INORGANIC CHEM. ELEMENTS	1 211 605	58 881	35 534
713 INTRNL COMBUS PSTN ENGIN	35	145	85	523 METAL. SALTS, INORGAN. ACID	29 035	8 382	5 088
721 AGRIC. MACHINES, EX. TRACTR	567	1 652	1 009	524 OTHER CHEMICAL COMPOUNDS	149 322	13 040	7 843
724 TEXTILE, LEATHER MACHIN	222	2 000	1 204	525 RADIO-ACTIVE MATERIALS	529	43 497	25 676
727 FOOD-PROCESS. MCH. NON DOM	126	508	304	531 SYNTH. COLOURS, LAKES, ETC.	159	311	187
728 OTH. MACH. PTS, SPL. INDUST	128	2 051	1 199	533 PIGMENTS, PAINTS, ETC.	554	149	90
737 METALWORKING MACHNRY NES	478	2 668	1 606	541 MEDICINES, ETC. EXC. GRP542	12 017	33 820	20 435
741 HEATING, COOLING EQUIP, PART	85	518	316	542 MEDICAMENTS	10	61	37
743 PUMPS NES, CENTRIFUGS ETC	37	203	121	551 ESSNTL. OIL, PERFUME, FLAVR	2 300	844	508
744 MECHANICAL HANDLING EQUIP	54	65	38	553 PERFUMERY, COSMETICS, ETC.	346	229	139
745 OTH. NONELEC MCH, TOOL, NES	51	303	189	562 FERTILIZER, EXCEPT GRP272	4 192 273	74 145	44 800
748 TRANSMISSIONS, SHAFTS ETC	8	139	83	571 POLYMERS OF ETHYLENE	266 312	17 016	10 234
751 OFFICE MACHINES	32	642	381	572 POLYMERS OF STYRENE	16 404	1 079	657
752 AUTOMATC. DATA PROC. EQUIP	16	497	304	573 POLYMERS, VINYL CHLORIDE	20 142	1 755	1 055
759 PARTS, FOR OFFICE MACHINS	3	76	45	574 POLYACETAL, POLYCARBONATE	3 784	361	221
764 TELECOMM. EQUIP. PARTS NES	89	3 296	1 927	575 OTH. PLASTIC, PRIMARY FORM	8 986	1 442	872
772 ELEC. SWITCH, RELAY, CIRCUIT	10	132	80	579 PLASTIC WASTE, SCRAP ETC	10 927	653	391
773 ELECTR. DISTRIB. EQPT NES	103	270	160	582 PLASTIC PLATE, SHEETS, ETC	3 199	535	324
774 ELECTRO-MEDCL. XRAY EQUIP	3	181	109	591 INSECTICIDES, ETC.	528	108	66
776 TRANSISTORS, VALVES, ETC.	3	55	33	592 STARCHES, INULIN, ETC.	51 509	20 041	12 065
778 ELECTRIC. MACH. APPART. NES	16 999	7 262	4 329	593 EXPLOSIVES, PYROTECHNICS	50	75	45
781 PASS. MOTOR VEHCLS. EX. BUS	1 281	1 484	891	597 PREPRD ADDITIVES, LIQUIDS	4 435	622	376
782 GOODS, SPCL. TRANSPORT VEH	882	219	129	598 MISC. CHEMICAL PRODS. NES	96 471	10 101	6 085
783 ROAD MOTOR VEHICLES NES	367	414	244	611 LEATHER	22 454	9 104	5 506
784 PARTS, TRACTORS, MOTOR VEH	113	541	326	613 FURSKINS, TANNED, DRESSED	43	1 381	822
786 TRAILERS, SEMI-TRAILR, ETC	403	155	91	621 MATERIALS OF RUBBER	15 419	1 770	1 071
791 RAILWAY VEHICLES, EQUIPNT	45	265	161	625 RUBBER TYRES, TUBES, ETC.	6 333	1 452	881
821 FURNITURE, CUSHIONS, ETC.	167	70	40	629 ARTICLES OF RUBBER, NES	1 371	340	203
841 MENS, BOYS CLOTHING, X-KNIT	19	66	39	634 VENEERS, PLYWOOD, ETC.	271 215	24 046	14 533
842 WOMEN, GIRL CLOTHING, KNIT	506	1 689	1 006	635 WOOD MANUFACTURES, NES	53 946	5 116	3 089
843 MENS, BOYS CLOTHING, KNIT	10	115	68	641 PAPER AND PAPERBOARD	541 501	30 471	18 386
844 WOMEN, GIRLS CLOTHING, KNIT	16	55	34	642 PAPER, PAPERBOARD, CUT ETC	153	87	51
845 OTHR. TEXTILE APPAREL, NES	204	817	491	651 TEXTILE YARN	3 395	1 096	662
846 CLOTHING ACCESSRS, FABRIC	24	116	69	652 COTTON FABRICS, WOVEN	31 868	12 243	7 365
848 CLOTHING, NONTXLT./HEADGEAR	30	134	79	653 FABRICS, MAN-MADE FIBRES	3 106	2 181	1 319
851 FOOTWEAR	701	1 729	1 043	654 OTH. TEXTILE FABRIC, WOVEN	1 252	779	467
872 MEDICAL INSTRUMENTS NES	32	478	283	655 KNIT. CROCHET. FABRIC NES	138	142	86
873 METERS, COUNTERS, NES	50	63	39	657 SPECIAL YARN, TXTL. FABRIC	1 695	660	398
874 MEASURE, CONTROL INSTRMNT	1	151	91	658 TEXTILE ARTICLES NES	4 773	2 875	1 723
891 ARMS AND AMMUNITION	10	163	100	659 FLOOR COVERINGS, ETC.	433	3 303	1 990
892 PRINTED MATTER	577	2 801	1 719	661 LIME, CEMENT, CONSTR. MATRL	16 574	512	308
893 ARTICLES, NES, OF PLASTICS	117	88	53	662 CLAY, REFRCT. CONSTR. MATRL	1 238	54	31
899 MISC MANUFACTRD GOODS NES	29	270	162	663 MINERAL MANUFACTURES, NES	1 160	477	293
				664 GLASS	55 897	3 310	2 012
RUSSIA				665 GLASSWARE	11 362	1 041	623
IMPORTS	403 594 518	10 720 092	6 484 983	666 POTTERY	4 702	1 805	1 094
001 LIVE ANIMALS	2 556	671	407	667 PEARLS, PRECIOUS STONES			
022 MILK AND CREAM	4 347	831	500	671 PIG IRON, SPIEGELEISN, ETC	1 165 571	92 726	55 971
023 BUTTER, OTHER FAT OF MILK	680	163	101	672 INGOTS ETC. IRON OR STEEL	44 739	4 522	2 728
025 EGGS, BIRDS, YOLKS, ALBUMIN	2 038	167	101	673 FLAT-ROLLED IRON ETC.	5 889 681	248 944	150 635
034 FISH, FRESH, CHILLED, FROZN	244 083	68 884	41 566	674 FLAT-ROLLED PLATED IRON	2 519	194	117
036 FISH, DRIED, SALTED, SMOKED	1 284	49	30	675 FLAT-ROLLED, ALLOY STEEL	62 346	9 287	5 647
036 CRUSTACEANS, MOLLUSCS ETC	1 453	127	78	676 IRON, STL. BAR, SHAPES ETC.	223 263	19 600	11 870
037 FISH ETC. PRPFD, PRSVD. NES	1 345	12 642	7 589	678 WIRE OF IRON OR STEEL	42 718	1 980	1 189
048 CEREAL PREPARATIONS	10 939	2 569	1 555	679 TUBES, PIPES, ETC. IRON, STL	103 073	8 928	5 409
054 VEGETABLES	7 190	3 535	2 138	681 SILVER, PLATINUM, ETC.	69	77 416	46 800
056 VEGETABLES, PRPD, PRSVD, NES	3 842	938	562	682 COPPER	1 679 742	515 268	311 495
057 FRUIT, NUTS EXCL. OIL NUTS	4 237	853	516	683 NICKEL	205 275	176 343	107 305
058 FRUIT, PRESERVED, PREPARED	4 093	555	340	684 ALUMINIUM	1 048 810	201 506	122 009
059 FRUIT, VEGETABLE JUICES	103 479	14 851	8 945	686 ZINC	102 298	15 225	9 155
061 SUGARS, MOLASSES, HONEY	10 639	1 345	814	687 TIN	12 980	9 684	5 811
062 SUGAR CONFECTIONERY	1 088	115	69	689 MISC. NON-FERR. BASE METAL			
073 CHOCOLATE, OTH. COCOA PREP	586	173	103	691 METALLIC STRUCTURES NES	23 723	4 972	3 013
075 SPICES	6 469	401	240	692 CONTAINERS, STORAGE, TRNSP	3 621	701	423
081 ANIMAL FEED STUFF	6 820	2 453	1 486	693 WIRE PRODUCTS EXCL. ELECT	474	107	66
098 EDIBLE PROD. PREPRTNS, NES	676	98	58	694 NAILS, SCREWS, NUTS, ETC.	10 073	722	431
112 ALCOHOLIC BEVERAGES	34 452	14 027	8 471	695 TOOLS	3 416	2 798	1 690
121 HIDES, SKINS (EX. FURS), RAW	54 251	7 769	4 673	696 CUTLERY	151	130	78
122 FURSKINS, RAW	201	3 022	1 824	697 HOUSEHOLD EQUIPMENT, NES	941	259	159
222 OILSEED (SFT. FIX VEG. OIL)	48 181	1 789	1 088	699 MANUFACT. BASE METAL, NES	65 922	8 604	5 206
223 OILSEED (OTH. FIX VEG. OIL)	2 780	315	191	711 STEAM GENER. BOILERS, ETC.	5 745	1 726	1 037
232 SYNTHETIC RUBBER, ETC.	153 856	13 631	8 241	712 STEAM TURBINES	33	459	284
245 FUEL WOOD, WOOD CHARCOAL	52 691	4 197	2 525	713 INTRNL COMBUS PSTN ENGIN	4 171	7 236	4 354
247 WOOD ROUGH, ROUGH SQUARED	51 772	1 026	625	714 ENGINES, MOTORS NON-ELECT	25	49	31
248 WOOD, SIMPLY WORKED	2 481 572	113 766	68 531	716 ROTATING ELECTRIC PLANT	1 194	988	593
251 PULP AND WASTE PAPER	422 686	21 232	12 870	718 OTH. POWR. GENRTNG. MACHNRY	667	366	219
263 COTTON	144 524	22 683	13 814	721 AGRIC. MACHINES, EX. TRACTR	4 409	527	316
266 SYNTHETIC FIBRES	7 550	1 146	699	722 TRACTORS	18 767	3 804	2 299
267 OTHER MAN-MADE FIBRES	48 498	5 792	3 508	723 CIVIL ENGINEERING EQUIPT	12 376	4 167	2 517
				724 TEXTILE, LEATHER MACHINES	2 146	2 412	1 452
				PAPER, PULP MILL MACHINES	47	49	30

7 IMPORTS AND EXPORTS (SPECIAL TRADE) BY COUNTRIES OF PRODUCTION AND CONSUMPTION AND BY GROUPS OF THE SITC-REV. III 1993

GROUP DESCRIPTION	DT = 100 KG	1 000 DM	1 000 \$	GROUP DESCRIPTION	DT = 100 KG	1 000 DM	1 000 \$
726 PRINTING, BOOKBINDING MACHS	212	95	60	112 ALCOHOLIC BEVERAGES	1 638 036	259 718	155 475
727 FOOD-PROCESS. MCH. NON DM	57	206	126	121 TOBACCO, UNMANUFACTURED	2 109	570	356
728 OTH. MACH. PTS, SPCL INDUST	20 717	6 525	3 964	122 TOBACCO, MANUFACTURED	67 869	127 058	76 699
731 METAL REMOVAL WORK TOOLS	9 885	9 579	5 802	212 FURSKINS, RAW	8	73	44
733 MACH-TOOLS, METAL-WORKING	3 012	553	330	222 OILSEED(SFT.FIX VEG.OIL)	1 466	282	168
735 PARTS, NES, FOR MACH-TOOLS	1 227	1 834	1 123	223 OILSEED(OTH.FIX.VEG.OIL)	899	329	201
737 METALWORKING MACHNRY NES	2 086	822	484	231 NATURAL RUBBER, ETC.	1 503	281	174
741 HEATING, COOLING EQUIP, PART	492	629	385	232 SYNTHETIC RUBBER, ETC.	3 751	1 374	824
742 PUMPS FOR LIQUIDS, PARTS	276	807	484	248 WOOD, SIMPLY WORKED	1 795	766	458
743 PUMPS NES, CENTRIFUGS ETC	350	783	474	264 JUTE, OTH. TEXTL. BAST FIBR	154	56	35
744 MECHANICAL HANDLING EQUIP	3 784	1 383	838	266 SYNTHETIC FIBRES	447	279	168
745 OTH. NONELEC MCH, TOOL, NES	1 033	3 196	1 935	267 OTHER MAN-MADE FIBRES	141	118	73
746 BALL OR ROLLER BEARINGS	17 756	7 637	4 619	269 WORN CLOTHING, TEXTL. ARTL	19 460	6 965	4 219
747 TAPS, COCKS, VALVES, ETC.	2 901	2 073	1 265	272 FERTILIZERS, CRUDE	126	307	192
748 TRANSMISSIONS SHAFTS ETC	5 955	1 526	907	273 STONE, SAND AND GRAVEL	17 279	472	281
749 NON-ELECT MACH. PARTS, ETC	2 615	973	587	277 NATURAL ABRASIVES, NES	1 626	83	52
752 AUTOMATC. DATA PROC. EQUIP	59	413	240	278 OTHER CRUDE MINERALS	66 375	805	499
759 PARTS, FOR OFFICE MACHINES	168	891	536	285 ALUMINIUM ORE, CONCTR. ETC	481 998	13 454	8 169
761 TELEVISION RECEIVERS ETC	244	247	147	288 NON-FERROUS WASTE, SCRAP	1 122	114	70
762 RADIO-BROADCAST RECEIVER	33	65	39	289 PREC. METAL ORES, CONCTR TS		54	32
764 TELECOMM. EQUIP. PARTS NES	1 454	2 454	1 476	291 CRUDE ANIMAL MATERIALS, NES	1 385	806	481
771 ELECT POWER MACHNRY, PARTS	3 208	1 683	1 022	292 CRUDE VEG. MATERIALS, NES	3 019	7 601	4 637
772 ELEC. SWITCH. RELAY. CIRCUIT	1 048	6 860	3 539	334 PETROLEUM PRODUCTS	20 257	5 068	3 053
773 ELECTR DISTRIB. EQPT NES	2 805	1 836	1 108	335 RESIDUAL PETROL. PRODUCTS	612 898	25 550	15 476
774 ELECTRO-MEDCL. XRAY EQUIP	121	485	291	411 ANIMAL OILS AND FATS	1 181	153	94
775 DOM. ELEC. NON-ELEC. EQUIPT	16 999	6 752	4 058	421 FIXED VEG. FAT, OILS, SOFT	147 202	13 742	8 301
776 TRANSISTORS, VALVES, ETC.	350	1 773	1 073	422 FIXED VEG. FAT, OILS, OTHER	16 048	1 700	1 023
778 ELECTRIC MACH. APPART. NES	16 885	9 305	5 540	431 ANIMAL, VEG. FATS, OILS, NES	15 268	2 198	1 329
781 PASS. MOTOR VEHCLS, EX. BUS	27 601	18 451	11 073	511 HYDROCARBONS, NES, DERIVTS	7 420	1 241	743
782 GOODS, SPCL TRANSPORT VEH	8 629	3 371	2 056	512 ALCOHOL, PHENOL, ETC. DERIV	300 847	50 182	30 361
783 ROAD MOTOR VEHICLES NES	1 973	684	405	513 CARBOXYLIC ACIDS, DERIVTS	26 890	5 058	3 051
784 PARTS, TRACTORS, MOTOR VEH	22 665	8 494	5 172	514 NITROGEN-FUNCT. COMPOUNDS	15 293	7 227	4 327
785 CYCLES, MOTORCYCLES ETC.	6 227	2 172	1 305	515 ORGANO-INORGANIC COMPOUNDS	19 042	26 633	16 575
786 TRAILERS, SEMI-TRAILER, ETC	42 906	4 978	3 021	516 OTHER ORGANIC CHEMICALS	19 946	6 863	4 192
791 RAILWAY VEHICLES, EQUIPNT	72 137	18 871	11 418	522 INORGANIC CHEM. ELEMENTS	10 137	3 662	2 217
792 AIRCRAFT, ASSOCTD. EQUIPNT	123	609	365	523 METAL. SALTS, INORGAN. ACID	43 660	3 268	1 963
793 SHIP, BOAT, FLOAT, STRUCTRS	234 415	60 806	36 798	524 OTHER CHEMICAL COMPOUNDS	7 848	887	528
811 PREFABRICATED BUILDINGS	23 291	972	586	525 RADIO-ACTIVE MATERIALS	132	5 638	3 385
813 LIGHTING FIXTURES ETC. NES	108	189	112	531 SYNTH. COLOURS, LAKES, ETC.	5 918	10 983	6 663
821 FURNITURE, CUSHIONS, ETC.	257 223	40 693	24 693	532 DYEING, TANNING MATERIALS	5 864	3 392	2 042
831 TRUNK, SUIT-CASES, BAG, ETC	713	245	148	533 PIGMENTS, PAINTS, ETC.	73 597	36 303	21 820
841 MENS, BOYS CLOTHING, X-KNIT	12 498	42 684	25 718	541 MEDICINES, ETC. EXC. GRPS 42	9 644	36 552	22 043
842 WOMEN, GIRL CLOTHING, XKNIT	12 306	62 762	37 795	542 MEDICAMENTS	52 093	242 428	145 596
843 MENS, BOYS CLOTHING, KNIT	322	544	332	551 ESSNTL. OIL, PERFUME, FLAVR	4 572	13 479	8 015
844 WOMEN, GIRLS CLOTHING, KNIT	814	1 953	1 171	553 PERFUMERY, COSMETICS, ETC.	56 466	47 402	28 568
845 OTHR. TEXTILE APPAREL, NES	3 454	6 585	3 968	554 SOAP, CLEANERS, POLISH, ETC	109 868	39 507	23 848
846 CLOTHING ACCESSRS, FABRIC	362	762	461	571 POLYMERS OF ETHYLENE	748	469	280
848 CLOTHING, NONTEXTL; HEADGEAR	275	840	503	572 POLYMERS OF STYRENE	21 881	5 812	3 533
851 FOOTWEAR	4 447	12 683	7 625	573 POLYMERS, VINYL CHLORIDE	97 508	19 305	11 687
871 OPTICAL INSTRUMENTS, NES	1 238	4 494	2 702	574 POLYACETAL, POLYCARBONATE	188 906	71 677	43 358
872 MEDICAL INSTRUMENTS NES	2 594	993	604	575 OTH. PLASTIC, PRIMARY FORM	117 160	52 857	31 978
873 METERS, COUNTERS, NES	47	118	72	579 PLASTIC WASTE, SCRAP ETC	701	94	55
874 MEASURE, CONTROL INSTRMNT	1 254	3 512	2 099	581 PLASTIC TUBE, PIPE, HOSE	8 904	8 507	5 196
881 PHOTOGRAPH APPAR. ETC. NES	65	264	156	582 PLASTIC PLATE, SHEETS, ETC	60 627	31 929	19 287
884 OPTICAL GOODS NES	14	456	275	583 MONOFILAMENT OF PLASTICS	1 412	1 474	894
885 WATCHES AND CLOCKS	588	1 416	856	591 INSECTICIDES, ETC.	22 613	41 982	26 020
891 ARMS AND AMMUNITION	491	1 401	846	592 STARCHES, INULIN, ETC.	20 103	9 723	5 826
892 PRINTED MATTER	5 999	1 473	885	593 EXPLOSIVES, PYROTECHNICS	58	220	130
893 ARTICLES, NES, OF PLASTICS	3 155	823	502	597 PREPRD ADDITIVES, LIQUIDS	16 402	8 741	5 294
894 BABY CARRIAGE, TOYS, GAMES	1 095	679	405	598 MISC. CHEMICAL PRODS. NES	169 937	59 525	35 940
895 OFFICE, STATIONERY SUPPLS	275	97	58	600 CPL IND PLANT CHAP 69-76	20 782	21 756	13 042
896 WORKS OF ART, ANTIQUE ETC	418	4 426	2 674	611 LEATHER	2 411	7 524	4 558
897 GOLD, SILVERWARE, JEWEL NES	2	353	211	612 MANUFACT. LEATHER ETC. NES	39	271	165
898 MUSICAL INSTRUMENTS, ETC.	1 085	420	248	613 FURSKINS, TANNED, DRESSED	181	444	263
899 MISC MANUFCTRD GOODS NES	17 367	3 561	2 155	621 MATERIALS OF RUBBER	5 484	4 236	2 560
961 COIN NONGOLD NONCURRENT	137	6 036	3 573	625 RUBBER TYRES, TUBES, ETC.	15 192	7 292	4 386
971 GOLD, NONMONTY EXCL ORES	28	52 520	30 961	629 ARTICLES OF RUBBER, NES	5 821	13 180	8 048
972 MONETARY GOLD, GOLD COINS		1 854	1 104	633 CORK MANUFACTURES	76	76	45
EXPORTS	26 894 843	11 392 936	6 875 767	634 VENEERS, PLYWOOD, ETC.	14 252	3 887	2 350
001 LIVE ANIMALS	3 391	2 964	1 756	635 WOOD MANUFACTURES, NES	28 470	15 411	9 265
011 BOVINE MEAT	732 259	209 418	126 949	641 PAPER AND PAPERBOARD	279 717	125 198	75 631
012 OTHER MEAT, MEAT OFFAL	597 597	134 127	80 817	642 PAPER, PAPERBOARD, CUT ETC	42 733	20 319	12 247
016 MEAT, ED. OFFL, DRY, SLT, SMK	2 729	1 365	810	651 TEXTILE YARN	7 581	12 220	7 391
017 MEAT, OFFL, PRPD, PRSVD, NES	191 341	86 702	52 012	652 COTTON FABRICS, WOVEN	6 874	11 388	6 887
022 MILK AND CREAM	224 428	97 097	58 544	653 FABRICS, MAN-MADE FIBRES	22 568	58 124	35 268
023 BUTTER, OTHER FAT OF MILK	160 519	65 892	39 816	654 OTH. TEXTILE FABRIC, WOVEN	6 375	18 044	11 008
024 CHEESE AND CURD	106 126	48 117	29 009	655 KNIT, CROCHET, FABRIC NES	3 937	8 084	4 877
025 EGGS, BIRDS, YOLKS, ALBUMIN	4 312	880	531	656 TULLE, LACE, EMBROIDRY, ETC	547	2 085	1 252
034 FISH, FRESH, CHILLED, FROZEN	4 156	1 068	646	657 SPECIAL YARN, TXTL. FABRIC	8 691	18 267	11 019
035 FISH, DRIED, SALTED, SMOKED	213	237	141	658 TEXTILE ARTICLES NES	5 540	8 980	5 398
036 CRUSTACEANS, MOLLUSCS ETC	1 779	2 098	1 269	659 FLOOR COVERINGS, ETC.	21 092	12 996	7 867
037 FISH ETC. PREPRD, PRSVD, NES	5 583	3 260	1 945	660 CPL IND PLANT CHAPTER 68	434	101	60
041 WHEAT, MESLIN, UNMILLED	2 885 030	59 458	36 746	661 LIME, CEMENT, CONSTR. MATRL	37 458	1 236	748
042 RICE	609	94	57	662 CLAY, REFRCT. CONSTR. MATRL	216 163	34 713	20 744
043 BARLEY, UNMILLED	220 511	4 192	2 573	663 MINERAL MANUFACTURES, NES	55 004	13 364	8 095
044 MAIZE UNMILLED	2 987	888	555	664 GLASS	6 051	5 880	3 610
045 OTHER CEREALS, UNMILLED	2 215 837	60 179	37 153	665 GLASSWARE	6 552	7 157	4 304
046 MEAL, FLOUR OF WHEAT, MSLN	3 725	182	111	666 POTTERY	3 792	5 798	3 485
047 OTHER CEREAL MEAL, FLOURS	85 170	5 266	3 222	667 PEARLS, PRECIOUS STONES			
048 CEREAL PREPARATIONS	128 851	33 050	19 776	671 PIG IRON, SPIEGELEISN, ETC	1 368	334	200
054 VEGETABLES	23 653	6 377	3 934	672 INGOTS ETC. IRON OR STEEL	465 181	14 884	8 809
056 VEGETABLES, PRPD, PRSVD, NES	60 312	16 224	9 866	673 FLAT-ROLLED IRON ETC.	2 774 825	184 953	112 051
057 FRUIT, NUTS EXCL. OIL NUTS	23 936	3 602	2 117	674 FLAT-ROLLED PLATED IRON	105 705	12 084	7 331
058 FRUIT, PRESERVED, PREPARED	28 373	9 251	6 552	675 FLAT-ROLLED, ALLOY STEEL	8 812	3 298	2 000
059 FRUIT, VEGETABLE JUICES	124 134	10 962	6 654	676 IRON, STL. BAR, SHAPES, ETC.	26 607	3 976	2 370
061 SUGARS, MOLASSES, HONEY	4 434 631	205 842	123 056	677 RAILWAY TRACK IRON, STEEL	3 296	784	474
062 SUGAR CONFECTIONERY	26 838	14 149	8 458	678 WIRE OF IRON OR STEEL	4 682	938	558
071 COFFEE, COFFEE SUBSTITUTE	16 853	14 302	8 627	679 TUBES, PIPES, ETC. IRON, STL	214 039	42 050	25 558
072 COCOA	7 005	1 345	824	681 SILVER, PLATINUM, ETC.		112	66
073 CHOCOLATE, OTH. COCOA PREP	269 986	142 957	85 420	682 COPPER	7 644	4 381	2 641
074 TEA AND MATE	11 475	5 095	3 087	683 NICKEL	36	2 292	1 380
075 SPICES	1 055	661	396	684 ALUMINIUM	443	151	88
081 ANIMAL FEED STUFF	20 766	3 709	2 240	689 MISC. NON-FERR. BASE METAL	400	222	136
091 MARGARINE AND SHORTENING	289 442	42 828	26 047	691 METALLIC STRUCTURES NES	30 624	31 527	19 049
098 EDIBLE PROD. PREPRTNS, NES	268 121	136 775	82 798	692 CONTAINERS, STORAGE, TRNSP	5 643	6 558	3 949
111 NON-ALCOHOL. BEVERAGE, NES	220 055	20 788	12 560	693 WIRE PRODUCTS EXCL. ELECT	9 588	4 928	2 995
				694 NAILS, SCREWS, NUTS, ETC.	1 438	1 988	1 180

7 IMPORTS AND EXPORTS (SPECIAL TRADE) BY COUNTRIES OF PRODUCTION AND CONSUMPTION AND BY GROUPS OF THE SITC-REV. III 1993

GROUP DESCRIPTION	DT = 100 KG	1 000 DM	1 000 \$	GROUP DESCRIPTION	DT = 100 KG	1 000 DM	1 000 \$
695 TOOLS	5 231	26 107	15 764	042 RICE	2 644	144	84
696 CUTLERY	6 728	3 347	2 015	061 SUGARS,MOLASSES,HONEY	130 137	5 163	3 229
697 HOUSEHOLD EQUIPMENT,NES	6 803	9 641	5 774	071 COFFEE,COFFEE SUBSTITUTE	102	77	47
699 MANUFACTS.BASE METAL,NES	62 838	32 028	19 307	073 CHOCOLATE,OTH.COCOA PREP	212	97	59
700 CPL IND PLANT (84/85/87)	106 587	330 830	199 261	074 TEA AND MATE	45	73	45
711 STEAM GENER.BOTTLERS,ETC.	14 939	19 968	12 137	098 EDIBLE PROD.PREPRNTS,NES	179	300	179
712 STEAM TURBINES	32	685	419	112 ALCOHOLIC BEVERAGES	5 962	860	511
713 INTRNL COMBUS PSTN ENGIN	31 364	88 395	53 387	334 PETROLEUM PRODUCTS	168	78	48
714 ENGINES,MOTORS NON-ELECT	3 379	23 147	13 579	512 ALCOHOL,PHENOL,ETC.DERIV	289	53	32
716 ROTATING ELECTRIC PLANT	19 726	33 640	20 216	533 PIGMENTS, PAINTS, ETC.	90	91	56
718 OTH.POWR.GENRTNG.MACHNRY	15 315	18 739	11 386	541 MEDICINES,ETC.EXC.GRP542	93	259	152
721 AGRIC.MACHINES,EX.TRACTR	143 970	182 002	110 748	542 MEDICAMENTS	32	425	252
722 TRACTORS	8 122	15 633	9 415	553 PERFUMERY,COSMETICS,ETC.	12	48	30
723 CIVIL ENGINEERING EQUIPT	94 300	152 833	92 005	574 POLYACETAL,POLYCARBONATE	24	221	137
724 TEXTILE,LEATHER MACHINES	150 777	597 855	360 694	642 PAPER,PAPERBOARD,CUT ETC	118	119	74
725 PAPER,PULP MILL MACHINES	7 342	26 445	15 802	684 ALUMINIUM	99	168	103
726 PRINTNG,BOOKBINDNG MACHS	41 264	220 510	132 685	695 TOOLS	12	95	54
727 FOOD-PROCESS.MCH.NON DOM	16 272	57 253	34 327	716 ROTATING ELECTRIC PLANT	31	99	60
728 OTH.MACH,PTS,SPCL INDUST	148 518	459 353	276 982	741 HEATNG,COOLNG EQUIP,PART	25	466	274
731 METAL REMOVAL WORK TOOLS	15 330	102 454	61 120	742 PUMPS FOR LIQUIDS,PARTS	271	592	360
733 MACH-TOOLS,METAL-WORKING	45 051	156 252	94 932	744 MECHANICAL HANDLING EQUIP	848	2 079	1 287
735 PARTS,NES,FOR MACH-TOOLS	2 881	20 967	12 588	764 TELECOMM.EQUIP.PARTS NES	48	1 739	1 020
737 METALWORKING MACHNRY NES	8 813	31 716	18 941	772 ELEC.SWITCH.RELAY.CIRCUIT	11	297	179
741 HEATNG,COOLNG EQUIP,PART	67 409	182 457	110 076	774 ELECTRO-MEDCL,XRAY EQUIP	98	1 562	918
742 PUMPS FOR LIQUIDS,PARTS	14 442	77 259	46 665	778 ELECTRIC.MACH.APPART.NES	4	55	33
743 PUMPS NES,CENTRIFUGS ETC	30 227	116 812	70 329	781 PASS.MOTOR VEHCLS.EX.BUS	1 773	3 093	1 863
744 MECHANICAL HANDLING EQUIP	54 974	94 650	56 950	782 GOODS,SPCL TRANSPORT VEH	134	70	42
745 OTH.NONELEC MCH,TOOL,NES	15 613	105 595	63 448	784 PARTS,TRACTORS,MOTOR VEH	36	273	166
746 BALL OR ROLLER BEARINGS	3 456	12 625	7 614	821 FURNITURE,CUSHIONS,ETC.	286	215	129
747 TAPS,COCKS,VALVES,ETC.	23 362	70 873	42 687	841 MENS,BOYS CLOTHNG,X-KNIT	6	61	37
748 TRANSMISSIONS SHAFTS ETC	15 051	60 329	36 962	844 WOMEN,GIRLS CLOTHNG.KNIT	37	115	71
749 NON-ELECT MACH. PARTS,ETC	4 442	28 548	17 084	845 OTHR.TEXTILE APPAREL,NES	34	87	51
751 OFFICE MACHINES	2 776	21 169	12 693	851 FOOTWEAR	630	1 336	818
752 AUTOMATC.DATA PROC.EQUIP	14 285	173 269	104 131	872 MEDICAL INSTRUMENTS NES	4	456	269
759 PARTS,FOR OFFICE MACHINS	3 332	39 482	23 789	874 MEASURE,CONTROL INSTRMNT	19	149	92
761 TELEVISION RECEIVERS ETC	5 128	15 039	9 098	891 ARMS AND AMMUNITION	9	53	34
762 RADIO-BROADCAST RECEIVER	922	3 066	1 853	893 ARTICLES,NES,OF PLASTICS	37	52	31
763 SOUND RECORDER,PHONOGRPH	673	5 972	3 580	899 MISC MANUFCTRD GOODS NES	3	90	53
764 TELECOMM.EQUIP.PARTS NES	21 249	245 544	146 878				
771 ELECT POWER MACHNRY.PARTS	2 035	7 871	4 729	ARMENIA			
772 ELEC.SWITCH.RELAY.CIRCUIT	7 349	60 164	36 372	IMPORTS	3 625	1 887	1 133
773 ELECTR DISTRIB.EQPT NES	122 893	92 846	58 144	059 FRUIT, VEGETABLE JUICES	3 325	525	308
774 ELECTRO-MEDCL,XRAY EQUIP	7 435	143 122	86 226	659 FLOOR COVERINGS, ETC.	111	1 087	657
775 DOM.ELEC,NON-ELEC.EQUIPT	48 790	82 652	49 822	689 MISC.NON-FERR.BASE METAL	144	137	83
776 TRANSISTORS,VALVES,ETC.	11 119	33 583	20 089	896 WORKS OF ART,ANTIQUE ETC	1	70	43
778 ELECTRIC.MACH. APPART.NES	132 780	86 708	52 476	EXPORTS	379 805	19 294	11 628
781 PASS.MOTOR VEHCLS.EX.BUS	225 308	585 347	352 154	017 MEAT,OFFL.PRPD,PRSD,NES	172	96	59
782 GOODS,SPCL TRANSPORT VEH	136 340	220 724	131 756	022 MILK AND CREAM	1 991	718	428
783 ROAD MOTOR VEHICLES NES	101 309	86 954	53 001	041 WHEAT, MESLIN, UNMILLED	348 528	6 088	3 720
784 PARTS,TRACTORS,MOTOR VEH	52 030	108 609	65 448	046 MEAL,FLOUR OF WHEAT,MSLN	2 324	70	41
785 CYCLES,MOTORCYCLES ETC.	378	2 199	1 323	054 VEGETABLES	4 000	584	363
786 TRAILERS,SEMI-TRAILR,ETC	78 548	47 496	28 690	059 FRUIT, VEGETABLE JUICES	693	54	33
791 RAILWAY VEHICLES.EQUIPNT	362 187	532 353	322 412	098 EDIBLE PROD.PREPRNTS,NES	304	94	57
792 AIRCRAFT,ASSOCTD.EQUIPNT	2 911	16 798	10 038	112 ALCOHOLIC BEVERAGES	16 046	3 085	1 837
793 SHIP,BOAT,FLOAT.STRUCTRS	799 641	438 646	269 747	232 SYNTHETIC RUBBER, ETC.	400	186	113
800 CPL IND PLANT CHAP 90/94	6 660	20 569	12 342	512 ALCOHOL,PHENOL,ETC.DERIV	543	122	71
811 PREFABRICATED BUILDINGS	255 512	127 065	76 891	542 MEDICAMENTS	269	532	320
812 PLUMBING,SANITRY,EQPT,ETC	7 296	11 181	6 719	575 OTH.PLASTIC,PRIMARY FORM	232	211	125
813 LIGHTNG FIXTURES ETC.NES	5 472	15 603	9 390	691 METALLIC STRUCTURES NES	220	250	153
821 FURNITURE,CUSHIONS,ETC.	103 309	97 189	58 607	692 CONTAINERS,STORAGE,TRNSP	153	50	31
831 TRUNK,SUIT-CASES,BAG,ETC	2 417	7 650	4 625	764 TELECOMM.EQUIP.PARTS NES	5	155	94
841 MENS,BOYS CLOTHNG,X-KNIT	4 785	29 381	17 719	781 PASS.MOTOR VEHCLS.EX.BUS	227	316	188
842 WOMEN,GIRL CLOTHNG,XKNIT	7 102	54 290	32 787	872 MEDICAL INSTRUMENTS NES	3	139	82
843 MENS,BOYS CLOTHNG,KNIT	1 845	9 011	5 471	874 MEASURE,CONTROL INSTRMNT	2	78	48
844 WOMEN,GIRLS CLOTHNG,KNIT	5 162	17 801	10 780	884 OPTICAL GOODS NES	532	55	32
845 OTHR.TEXTILE APPAREL,NES	8 228	28 418	17 198	892 PRINTED MATTER	532	3 588	2 134
846 CLOTHING ACCESSRS,FABRIC	3 711	10 508	6 328	AZERBAIJAN			
848 CLOTHNG,NONXTXL;HEADGEAR	6 291	24 019	14 460	IMPORTS	57 067	17 130	10 384
851 FOOTWEAR	55 196	175 249	105 219	059 FRUIT, VEGETABLE JUICES	20 147	2 699	1 597
871 OPTICAL INSTRUMENTS,NES	163	4 880	2 923	061 COTTON	6 956	1 262	742
872 MEDICAL INSTRUMENTS NES	8 290	147 342	88 770	288 NON-FERROUS WASTE,SCRAP	22 491	5 752	3 550
873 METERS,COUNTERS,NES	1 540	7 151	4 296	559 FLOOR COVERINGS, ETC.	444	2 895	1 757
874 MEASURE,CONTROL INSTRMNT	8 578	161 576	97 464	682 COPPER	514	144	89
881 PHOTOGRAPH APPAR.ETC.NES	7 790	8 672	5 201	683 NICKEL	1 960	1 701	1 047
882 PHOTO.CINEMATOGRPH.SUPPL	3 939	7 994	4 795	684 ALUMINIUM	2 841	428	260
884 OPTICAL GOODS NES	215	9 030	5 448	687 TIN	248	203	120
885 WATCHES AND CLOCKS	180	1 851	1 106	689 MISC.NON-FERR.BASE METAL	436	1 721	1 028
891 ARMS AND AMMUNITION	3 140	22 274	13 343	841 MENS,BOYS CLOTHNG,X-KNIT	13	81	47
892 PRINTED MATTER	25 583	56 029	33 614	896 WORKS OF ART,ANTIQUE ETC	4	133	79
893 ARTICLES,NES,OF PLASTICS	43 557	34 317	20 649	EXPORTS	111 331	45 467	27 452
894 BABY CARRIAGE,TOYS,GAMES	6 191	13 163	7 917	022 MILK AND CREAM	320	80	50
895 OFFICE,STATIONERY SUPPLS	3 343	10 357	6 227	042 RICE	1 080	59	34
896 WORKS OF ART,ANTIQUE ETC	112	1 608	980	061 SUGARS,MOLASSES,HONEY	25 560	941	573
897 GOLD,SILVERWARE,JEWEL NES	184	6 325	3 804	073 CHOCOLATE,OTH.COCOA PREP	160	96	58
898 MUSICAL INSTRUMENTS,ETC.	20 518	65 927	39 636	112 ALCOHOLIC BEVERAGES	29 160	4 196	2 527
899 MISC MANUFCTRD GOODS NES	4 285	12 386	7 468	122 TOBACCO, MANUFACTURED	163	298	176
941 COMPL IND PLANT CHAPT 99	20 194	53 182	32 285	269 WORN CLOTHING,TEXTL.ARTL	302	291	171
961 COIN NONGOLD NONCURRENT		94	58	421 FIXED VEG.FAT,OILS, SOFT	666	86	52
971 GOLD,NONMONTY EXCL DRES		338	200	422 FIXED VEG.FAT,OILS,OTHER	775	109	67
GEORGIA				512 ALCOHOL,PHENOL,ETC.DERIV	3 792	719	435
IMPORTS	12 126	4 649	2 793	522 INORGANIC CHEM.ELEMENTS	3 000	274	167
121 TOBACCO, UNMANUFACTURED	210	167	101	553 PERFUMERY,COSMETICS,ETC.	450	293	173
282 FERROUS WASTE AND SCRAP	202	58	36	554 SOAP,CLEANERS,POLISH,ETC	5 928	2 278	1 345
288 NON-FERROUS WASTE,SCRAP	4 370	1 495	902	574 POLYACETAL,POLYCARBONATE	294	591	363
292 CRUDE VEG.MATERIALS, NES	144	977	576	575 OTH.PLASTIC,PRIMARY FORM	10 240	3 210	1 914
682 COPPER	1 726	517	310	598 MISC.CHEMICAL PRODTS,NES	1 877	702	434
683 NICKEL	151	120	73	629 ARTICLES OF RUBBER, NES	23	112	68
684 ALUMINIUM	745	106	63	635 WOOD MANUFACTURES, NES	191	236	138
687 TIN	928	722	443	655 KNIT.CROCHET,FABRIC NES	33	76	45
689 MISC.NON-FERR.BASE METAL	275	89	53				
871 OPTICAL INSTRUMENTS,NES	5	52	31				
EXPORTS	149 289	23 333	14 159				
017 MEAT,OFFL.PRPD,PRSD,NES	117	91	54				

7 IMPORTS AND EXPORTS (SPECIAL TRADE) BY COUNTRIES OF PRODUCTION AND CONSUMPTION AND BY GROUPS OF THE SITC-REV. III 1993

GROUP DESCRIPTION	DT = 100 KG	1 000 DM	1 000 \$	GROUP DESCRIPTION	DT = 100 KG	1 000 DM	1 000 \$
657 SPECIAL YARN,TXTL.FABRIC	116	164	96	512 ALCOHOL,PHENOL,ETC.DERIV	2 655	550	337
674 FLAT-ROLLED PLATED IRON	6 493	1 499	918	515 ORGANO-INORGANIC COMPNDS	2 195	4 103	2 466
678 WIRE OF IRON OR STEEL	1 591	463	290	531 SYNTH.COLOURS,LAKES,ETC.	457	453	277
679 TUBES,PIPES,ETC.IRON,STL	722	366	226	533 PIGMENTS, PAINTS, ETC.	352	179	104
682 COPPER	5 936	3 293	1 983	541 MEDICINES,ETC.EXC.GRP542	39	454	268
684 ALUMINIUM	192	379	225	542 MEDICAMENTS	774	6 003	3 590
693 WIRE PRODUCTS EXCL.ELECT	148	52	31	553 PERFUMERY,COSMETICS,ETC.	101	354	215
695 TOOLS	12	390	240	554 SOAP,CLEANERS,POLISH,ETC	31 139	10 675	6 306
699 MANUFACTS.BASE METAL,NES	4 940	1 056	624	573 POLYMERS,VINYL CHLORIDE	849	571	350
713 INTRNL COMBUS PSTN ENGIN	302	639	386	574 POLYACETAL,POLYCARBONATE	3 157	1 619	971
716 ROTATING ELECTRIC PLANT	578	1 268	785	575 OTH.PLASTIC,PRIMARY FORM	10 523	2 894	1 753
718 OTH.POWR.GENRTNG.MACHNRY	141	663	416	581 PLASTIC TUBE,PIPE,HOSE	170	367	221
721 AGRIC.MACHINES,EX.TRACTR	70	177	110	582 PLASTIC PLATE,SHEETS,ETC	445	311	187
724 TEXTILE,LEATHER MACHINES	545	1 926	1 139	591 INSECTICIDES, ETC.	11 915	21 263	12 730
726 PRINTNG,BOOKBINDNG MACHS	84	337	200	592 STARCHES,INULIN,ETC.	244	221	133
728 OTH.MACH,PTS,SPCL INDUST	550	1 389	864	593 EXPLOSIVES,PYROTECHNICS	10	53	32
733 MACH-TOOLS,METAL-WORKING	31	479	291	597 PREPRD ADDITIVES,LIQUIDS	152	90	52
741 HEATNG,COOLNG EQUIP,PART	11	119	70	598 MISC.CHEMICAL PRODTS,NES	1 587	663	403
742 PUMPS FOR LIQUIDS,PARTS	774	3 441	2 065	600 CPL IND PLANT CHAP 69-76	214	63	38
744 MECHANICAL HANDLING EQUIP	11	53	31	621 MATERIALS OF RUBBER	29	80	49
747 TAPS,COCKS,VALVES,ETC.	17	109	66	625 RUBBER TYRES,TUBES,ETC.	927	376	224
748 TRANSMISSIONS SHAFTS ETC	21	89	56	629 ARTICLES OF RUBBER, NES	330	1 060	635
749 NON-ELECT MACH.PARTS,ETC	28	454	277	635 WOOD MANUFACTURES, NES	1 018	548	329
751 OFFICE MACHINES	10	86	51	641 PAPER AND PAPERBOARD	307	181	107
752 AUTOMATC.DATA PROC.EQUIP	8	73	43	642 PAPER,PAPERBOARD,CUT ETC	3 223	2 190	1 285
761 TELEVISION RECEIVERS ETC	15	184	112	651 TEXTILE YARN	150	236	142
763 SOUND RECORDER,PHONOGRPH	13	1 237	749	652 COTTON FABRICS, WOVEN	75	290	179
764 TELECOMM.EQUIP,PARTS NES	737	952	575	653 FABRICS,MAN-MADE FIBRES	420	856	504
772 ELEC.SWITCH.RELAY.CIRCUIT	145	1 159	712	657 SPECIAL YARN,TXTL.FABRIC	479	407	248
773 ELECTR.DISTRIB.EQPT NES	31	439	272	658 TEXTILE ARTICLES NES	614	674	406
775 DOM.ELEC,NON-ELEC.EQUIPT	61	330	202	659 FLOOR COVERINGS, ETC.	660	434	260
778 ELECTRIC.MACH.APPART,NES	105	1 240	761	661 LIME,CEMENT,CONSTR.MATRL	206	107	65
781 PASS.MOTOR VEHCLS.EX.BUS	803	1 751	1 049	662 CLAY,REFRCT.CONSTR.MATRL	471	275	168
782 GOODS,SPCL TRANSPORT VEH	137	669	414	663 MINERAL MANUFACTURES,NES	48	99	60
784 PARTS,TRACTORS,MOTOR VEH	51	231	141	664 GLASS	110	68	40
851 FOOTWEAR	91	373	230	666 POTTERY	286	414	245
872 MEDICAL INSTRUMENTS NES	2	219	129	679 TUBES,PIPES,ETC.IRON,STL	14 000	2 489	1 496
874 MEASURE,CONTROL INSTRMNT	31	630	376	691 METALLIC STRUCTURES NES	883	843	513
882 PHOTO.CINEMATOGRPH.SUPPL	60	444	259	692 CONTAINERS,STORAGE,TRNSP	78	101	63
892 PRINTED MATTER	46	84	50	693 WIRE PRODUCTS EXCL.ELECT	870	534	331
898 MUSICAL INSTRUMENTS,ETC.	28	226	137	695 TOOLS	854	4 754	2 867
				697 HOUSEHOLD EQUIPMENT,NES	90	124	76
KAZAKHSTAN				699 MANUFACTS.BASE METAL,NES	1 579	494	294
IMPORTS	2 149 398	161 865	97 630	700 CPL IND PLANT (84/85/87)	2 487	12 212	7 504
034 FISH,FRESH,CHILLED,FROZN	1 171	1 072	641	711 STEAM GENER. BOILERS,ETC.	12	94	56
037 FISH ETC.PRPD,PRSD,NES	117	2 269	1 353	713 INTRNL COMBUS PSTN ENGIN	360	785	463
045 OTHER CEREALS, UNMILLED	4 094	677	416	716 ROTATING ELECTRIC PLANT	363	748	446
059 FRUIT, VEGETABLE JUICES	7 176	1 193	726	718 OTH.POWR.GENRTNG.MACHNRY	13	75	45
073 CHOCOLATE,OTH.COCOA PRP	289	66	39	721 AGRIC.MACHINES,EX.TRACTR	25 304	40 306	24 236
211 HIDES,SKINS(EX.FURS),RAW	2 564	246	152	722 TRACTORS	184	120	75
212 FURSKINS, RAW	88	248	148	723 CIVIL ENGINEERING EQUIPT	1 743	4 194	2 516
248 WOOD, SIMPLY WORKED	780	79	49	724 TEXTILE,LEATHER MACHINES	611	4 071	2 465
263 COTTON	14 574	2 822	1 693	726 PRINTNG,BOOKBINDNG MACHS	227	1 526	894
268 WOOL, OTHER ANIMAL HAIR	434	141	82	727 FOOD-PROCESS.MCH.NON DOM	3 968	14 213	8 581
278 OTHER CRUDE MINERALS	10 000	195	121	728 OTH.MACH,PTS,SPCL INDUST	4 793	20 397	12 285
283 COPPER ORES,CONCENTRATES	457	173	108	731 METAL REMOVAL WORK TOOLS	105	1 404	866
287 ORE,CONCENTR.BASE METALS	58 819	944	570	733 MACH-TOOLS,METAL-WORKING	19 817	41 658	24 716
288 NON-FERROUS WASTE,SCRAP	8 220	2 121	1 284	735 PARTS,NES,FOR MACH-TOOLS	903	4 923	2 925
291 CRUDE ANIMAL MATERIALS,NES	1 135	924	561	737 METALWORKING MACHNRY NES	8	97	57
321 COAL,NOT AGGLOMERATED	528 936	4 817	2 910	741 HEATING,COOLNG EQUIP,PART	3 433	19 950	11 919
333 PETROLEUM OILS, CRUDE	580 222	11 059	6 449	742 PUMPS FOR LIQUIDS,PARTS	1 889	8 934	5 348
522 INORGANIC CHEM.ELEMENTS	94 182	18 946	11 455	743 PUMPS NES,CENTRIFUGS ETC	1 395	6 040	3 630
523 METAL.SALTS,INORGAN.ACID	2 881	438	269	744 MECHANICAL HANDLING EQUIP	2 634	4 967	3 043
524 OTHER CHEMICAL COMPOUNDS	16 903	1 850	1 130	745 OTH.NONELEC.MCH,TOOL,NES	1 365	12 028	7 144
525 RADIO-ACTIVE MATERIALS	50	54	32	746 BALL OR ROLLER BEARINGS	90	390	240
551 ESSNTL.OIL,PERFUME,FLAVR	512	110	65	747 TAPS,COCKS,VALVES,ETC.	556	3 171	1 878
562 FERTILIZER,EXCEPT GRP272	64 596	1 342	796	748 TRANSMISSIONS SHAFTS ETC	610	1 916	1 154
572 POLYMERS OF STYRENE	8 119	942	559	749 NON-ELECT MACH.PARTS,ETC	152	735	439
592 STARCHES,INULIN,ETC.	774	256	157	751 OFFICE MACHINES	59	749	454
629 ARTICLES OF RUBBER, NES	7 744	1 985	1 189	752 AUTOMATC.DATA PROC.EQUIP	311	4 050	2 443
641 PAPER AND PAPERBOARD	1 316	58	34	753 PARTS,FOR OFFICE MACHINS	17	462	283
659 FLOOR COVERINGS, ETC.	173	204	124	761 TELEVISION RECEIVERS ETC	110	298	178
671 PIG IRON,SPIEGELEISN,ETC	515 686	33 664	20 385	762 RADIO-BROADCAST RECEIVER	24	60	35
681 SILVER,PLATINUM,ETC.	300	6 797	4 149	763 SOUND RECORDER,PHONOGRPH	17	596	358
682 COPPER	175 174	55 432	33 503	764 TELECOMM.EQUIP,PARTS NES	7 636	131 250	78 925
683 NICKEL	820	608	357	771 ELECT POWER MACHNRY,PARTS	22	149	90
684 ALUMINIUM	301	288	174	772 ELEC.SWITCH.RELAY.CIRCUIT	157	1 200	708
686 ZINC	32 382	4 780	2 881	773 ELECTR.DISTRIB.EQPT NES	1 434	1 739	1 060
689 MISC.NON-FERR.BASE METAL	.	.	774	775 ELECTRO-MEDCL,XRAY EQUIP	65	2 129	1 268
699 MANUFACTS.BASE METAL,NES	57	99	61	776 DOM.ELEC,NON-ELEC.EQUIPT	521	923	563
721 AGRIC.MACHINES,EX.TRACTR	714	102	62	777 TRANSISTORS,VALVES,ETC.	92	92	57
778 ELECTRIC.MACH.APPART,NES	77	77	47	778 ELECTRIC.MACH.APPART,NES	102	1 007	602
874 MEASURE,CONTROL INSTRMNT	2	63	37	781 PASS.MOTOR VEHCLS.EX.BUS	21 383	48 985	29 541
EXPORTS	569 284	732 721	440 828	782 GOODS,SPCL TRANSPORT VEH	9 701	12 773	7 841
017 MEAT,OFFL.PRPD,PRSD,NES	414	192	114	783 ROAD MOTOR VEHICLES NES	10 137	4 925	3 015
037 FISH ETC.PRPD,PRSD,NES	132	122	72	784 PARTS,TRACTORS,MOTOR VEH	988	4 090	2 455
044 MAIZE UNMILLED	41	78	49	785 CYCLES,MOTORCYCLES ETC.	243	2 229	1 339
048 CEREAL PREPARATIONS	2 373	652	391	786 TRAILERS,SEMI-TRAILR,ETC	3 264	1 719	1 043
056 VEGETABLES,PRPD,PRSD,NES	202	77	46	791 RAILWAY VEHICLES,EQUIPNT	84 264	137 049	82 866
058 FRUIT,PRESERVED,PREPARED	171	80	45	812 PLUMBNG,SANITRY,EQPT.ETC	212	206	120
061 SUGARS,MOLASSES,HONEY	45 290	2 089	1 225	813 LIGHTNG FIXTURES ETC,NES	62	181	109
062 SUGAR CONFECTIONERY	1 323	506	301	821 FURNITURE,CUSHIONS,ETC.	14 229	10 359	6 259
073 CHOCOLATE,OTH.COCOA PRP	5 155	3 269	1 944	831 TRUNK,SUIT-CASES,BAG,ETC	63	160	96
075 SPICES	141	159	98	841 MENS,BOYS CLOTHING,X-KNIT	838	1 709	1 045
098 EDIBLE PROD.PREPRTRS,NES	1 563	463	273	842 WOMEN,GIRL CLOTHING,XKNIT	330	1 626	978
111 NON-ALCOHOL.BEVERAGE,NES	5 429	554	332	843 MENS,BOYS CLOTHING,KNIT	60	212	128
112 ALCOHOLIC BEVERAGES	128 011	21 029	12 560	844 WOMEN,GIRLS CLOTHING.KNIT	87	319	192
122 TOBACCO, MANUFACTURED	77	174	108	845 OTHR.TEXTILE APPAREL,NES	439	1 462	882
269 WORN CLOTHING,TEXTL.ARTL	1 082	289	172	846 CLOTHING ACCESSRS,FABRIC	30	83	48
278 OTHER CRUDE MINERALS	552	96	55	848 CLOTHING,NONTXTL;HEADGEAR	142	841	511
292 CRUDE VEG.MATERIALS, NES	317	395	242	851 FOOTWEAR	3 579	10 551	6 316
334 PETROLEUM PRODUCTS	3 112	782	476	871 OPTICAL INSTRUMENTS,NES	8	168	101
421 FIXED VEG.FAT,OILS, SOFT	511	65	39	872 MEDICAL INSTRUMENTS NES	353	7 858	4 665
422 FIXED VEG.FAT,OILS,OTHER	583	79	46	874 MEASURE,CONTROL INSTRMNT	410	7 657	4 625
				881 PHOTOGRAPH APPAR.ETC,NES	20	222	134
				882 PHOTO.CINEMATOGRPH.SUPPL	49	326	198
				884 OPTICAL GOODS NES	3	61	35
				885 WATCHES AND CLOCKS	6	216	132

7 IMPORTS AND EXPORTS (SPECIAL TRADE) BY COUNTRIES OF PRODUCTION AND CONSUMPTION AND BY GROUPS OF THE SITC-REV. III 1993

GROUP DESCRIPTION	DT = 100 KG	1 000 DM	1 000 \$	GROUP DESCRIPTION	DT = 100 KG	1 000 DM	1 000 \$
891 ARMS AND AMMUNITION	638	5 780	3 500	899 MISC MANUFCTRD GOODS NES	156	57	34
892 PRINTED MATTER	427	1 045	634	971 GOLD, NONMONTRY EXCL ORES	200	392 294	235 782
893 ARTICLES, NES, OF PLASTICS	1 101	1 183	706	EXPORTS	2 111 944	223 994	135 816
894 BABY CARRIAGE, TOYS, GAMES	102	251	152	001 LIVE ANIMALS	6	110	68
895 OFFICE, STATIONERY SUPPLS	16	204	123	011 BOVINE MEAT	164 113	26 466	16 048
897 GOLD, SILVERWARE, JEWEL NES	2	592	357	041 WHEAT, MESLIN, UNMILLED	1 757 909	35 989	21 305
898 MUSICAL INSTRUMENTS, ETC.	275	1 221	754	061 SUGARS, MOLASSES, HONEY	20 000	780	466
899 MISC MANUFCTRD GOODS NES	118	1 392	846	112 ALCOHOLIC BEVERAGES	18 440	2 917	1 732
941 COMPL IND PLANT CHAPT 99	6 319	1 866	1 110	273 STONE, SAND AND GRAVEL	4 971	63	37
TURKMENISTAN				394 PETROLEUM PRODUCTS	4 145	877	417
IMPORTS				421 FIXED VEG. FAT, OILS, SOFT	447	59	36
061 SUGARS, MOLASSES, HONEY	3 952	447	268	512 ALCOHOL, PHENOL, ETC. DERIV	2 024	372	218
263 COTTON	286 914	54 384	32 630	514 NITROGEN-FUNCT. COMPOUNDS	10 024	3 273	1 920
334 PETROLEUM PRODUCTS	99 566	1 942	1 132	531 SYNTH. COLOURS, LAKES, ETC.	523	2 090	1 273
654 OTH. TEXTILE FABRIC, WOVEN	461	153	92	532 DYEING, TANNING MATERIALS	204	52	32
659 FLOOR COVERINGS, ETC.	345	4 328	2 637	533 PIGMENTS, PAINTS, ETC.	104	292	180
773 ELECTR. DISTRIB. EQPT NES	12	95	58	541 MEDICINES, ETC. EXC. GRP542	33	262	158
821 FURNITURE, CUSHIONS, ETC.	237	99	62	542 MEDICAMENTS	19	316	189
EXPORTS				554 SOAP, CLEANERS, POLISH, ETC	586	175	107
011 BOVINE MEAT	31 631	5 115	3 086	574 POLYACETAL, POLYCARBONATE	644	393	240
012 OTHER MEAT, MEAT OFFAL	507	85	52	575 OTH. PLASTIC, PRIMARY FORM	1 597	909	551
054 VEGETABLES	800	376	236	592 STARCHES, INULIN, ETC.	2 288	124	75
061 SUGARS, MOLASSES, HONEY	79 280	3 271	2 023	598 MISC. CHEMICAL PRODS. NES	2 194	1 037	622
073 CHOCOLATE, OTH. COCOA PREP	166	133	78	621 MATERIALS OF RUBBER	40	106	62
091 MARGARINE AND SHORTENING	1 578	245	149	629 ARTICLES OF RUBBER, NES	1 018	750	447
112 ALCOHOLIC BEVERAGES	1 510	435	258	635 WOOD MANUFACTURES, NES	1 282	427	251
334 PETROLEUM PRODUCTS	3 515	651	385	641 PAPER AND PAPERBOARD	3 045	2 876	1 722
514 NITROGEN-FUNCT. COMPOUNDS	16 908	2 174	1 290	642 PAPER, PAPERBOARD, CUT ETC	134	199	117
515 ORGANIC-INORGANIC COMPOUNDS	1 405	670	392	652 COTTON FABRICS, WOVEN	153	228	136
533 PIGMENTS, PAINTS, ETC.	492	86	51	659 FLOOR COVERINGS, ETC.	784	715	424
541 MEDICINES, ETC. EXC. GRP542	3	64	38	673 FLAT-ROLLED IRON ETC.	4 640	914	561
542 MEDICAMENTS	529	1 895	1 145	674 FLAT-ROLLED PLATED IRON	16 615	3 541	2 185
554 SOAP, CLEANERS, POLISH, ETC	3 854	980	598	679 TUBES, PIPES, ETC. IRON, STL	17 714	3 192	1 917
582 PLASTIC PLATE, SHEETS, ETC	93	67	40	691 METALLIC STRUCTURES NES	303	204	120
600 CPL IND PLANT CHAPT 69-76	239	872	511	695 TOOLS	118	919	551
611 LEATHER	6	99	58	699 MANUFACTS. BASE METAL, NES	30 670	6 677	3 948
635 WOOD MANUFACTURES, NES	285	74	45	700 CPL IND PLANT (84/85/87)	208	690	406
652 COTTON FABRICS, WOVEN	58	79	49	713 INTRNL COMBUS PSTN ENGIN	20	272	166
659 FLOOR COVERINGS, ETC.	130	1 353	787	716 ROTATING ELECTRIC PLANT	169	864	523
663 MINERAL MANUFACTURES, NES	3 332	165	100	721 AGRIC. MACHINES, EX. TRACTR	1	159	93
664 GLASS	34	650	397	724 TEXTILE, LEATHER MACHINES	3 046	3 164	1 900
684 ALUMINIUM	11	50	30	725 PAPER, PULP MILL MACHINES	430	1 821	1 131
691 METALLIC STRUCTURES NES	1 863	893	534	726 PRINTING, BOOKBINDING MACHS	729	4 500	2 759
692 CONTAINERS, STORAGE, TRNSP	311	347	207	727 FOOD-PROCESS. MCH. NON DOM	8	343	206
695 TOOLS	75	45	742	728 OTH. MACH, PTS, SPCL INDUST	221	3 009	1 782
699 MANUFACTS. BASE METAL, NES	40 435	8 075	4 856	737 METALWORKING MACHNRY NES	227	842	514
700 CPL IND PLANT (84/85/87)	4 135	2 812	1 655	741 HEATING, COOLING EQUIP, PART	216	2 038	1 230
713 INTRNL COMBUS PSTN ENGIN	15	106	65	742 PUMPS FOR LIQUIDS, PARTS	68	359	208
716 ROTATING ELECTRIC PLANT	48	116	70	743 PUMPS NES, CENTRIFUGS ETC	244	1 479	914
718 OTH. POWR. GENRTNG. MACHNRY	8	222	131	744 MECHANICAL HANDLING EQUIP	257	905	551
721 AGRIC. MACHINES, EX. TRACTR	47	382	232	745 OTH. NONELEC MCH, TOOL, NES	636	5 861	3 603
723 CIVIL ENGINEERING EQUIPT	264	385	230	747 TAPS, COCKS, VALVES, ETC.	2 908	9 059	5 550
724 TEXTILE, LEATHER MACHINES	25 019	18 481	11 077	751 OFFICE MACHINES	69	1 816	997
727 FOOD-PROCESS. MCH. NON DOM	341	1 015	620	752 AUTOMATC. DATA PROC. EQUIP	38	1 020	601
728 OTH. MACH, PTS, SPCL INDUST	194	391	237	761 TELEVISION RECEIVERS ETC	67	669	395
741 HEATING, COOLING EQUIP, PART	1 460	4 133	2 524	763 SOUND RECORDER, PHONOGRPH	14	65	39
742 PUMPS FOR LIQUIDS, PARTS	196	511	312	764 TELECOMM. EQUIP. PARTS NES	6	103	61
743 PUMPS NES, CENTRIFUGS ETC	134	200	122	771 ELECT POWER MACHNRY. PARTS	554	1 035	620
744 MECHANICAL HANDLING EQUIP	105	259	159	772 ELEC. SWITCH, RELAY, CIRCUIT	20	863	399
745 OTH. NONELEC MCH, TOOL, NES	21	264	160	773 ELECTR. DISTRIB. EQPT NES	4	59	34
749 NON-ELECT MACH. PARTS, ETC	14	79	48	774 ELECTRO-MEDCL. XRAY EQUIP	69	1 316	783
752 AUTOMATC. DATA PROC. EQUIP	12	163	99	776 TRANSISTORS, VALVES, ETC.	182	187	114
761 TELEVISION RECEIVERS ETC	97	412	240	778 ELECTRIC MACH. APPART. NES	244	266	161
764 TELECOMM. EQUIP. PARTS NES	1 451	481	286	781 PASS. MOTOR VEHCLS. EX. BUS	2 404	9 829	5 907
771 ELECT POWER MACHNRY. PARTS	18	53	31	782 GOODS, SPCL TRANSPORT VEH	552	1 639	982
776 TRANSISTORS, VALVES, ETC.	84	84	50	783 ROAD MOTOR VEHICLES NES	13 151	38 830	24 182
781 PASS. MOTOR VEHCLS. EX. BUS	459	1 106	661	784 PARTS, TRACTORS, MOTOR VEH	175	553	324
782 GOODS, SPCL TRANSPORT VEH	4 962	7 909	4 638	786 TRAILERS, SEMI-TRAILER, ETC	16 144	17 879	10 978
784 PARTS, TRACTORS, MOTOR VEH	100	637	388	791 RAILWAY VEHICLES, EQUIPNT	534	1 416	861
791 RAILWAY VEHICLES, EQUIPNT	80	355	222	792 AIRCRAFT, ASSOCTD. EQUIPNT	75	2 172	1 274
821 FURNITURE, CUSHIONS, ETC.	125	70	42	813 LIGHTING FIXTURES ETC. NES	24	81	47
841 MENS, BOYS CLOTHING, X-KNIT	579	1 310	803	821 FURNITURE, CUSHIONS, ETC.	924	1 001	603
842 WOMEN, GIRL CLOTHING, X-KNIT	93	313	192	845 OTHR. TEXTILE APPAREL, NES	12	64	40
845 OTHR. TEXTILE APPAREL, NES	216	405	238	851 FOOTWEAR	100	246	146
851 FOOTWEAR	28	88	54	872 MEDICAL INSTRUMENTS NES	157	3 191	1 949
872 MEDICAL INSTRUMENTS NES	16	91	56	874 MEASURE, CONTROL INSTRMNT	39	580	351
874 MEASURE, CONTROL INSTRMNT	20	906	558	884 OPTICAL GOODS NES	3	72	43
882 PHOTO. CINEMATOGRPH. SUPPL	29	80	48	891 ARMS AND AMMUNITION	613	3 610	2 149
892 PRINTED MATTER	29	60	35	892 PRINTED MATTER	85	112	67
893 ARTICLES, NES, OF PLASTICS	323	250	147	893 ARTICLES, NES, OF PLASTICS	1	121	73
894 BABY CARRIAGE, TOYS, GAMES	166	193	116	898 MUSICAL INSTRUMENTS, ETC.	4	90	54
941 COMPL IND PLANT CHAPT 99	557	442	267	899 MISC MANUFCTRD GOODS NES			
UZBEKISTAN				TADJIKISTAN			
IMPORTS				IMPORTS			
036 CRUSTACEANS, MOLLUSCS ETC	62	61	38	232 SYNTHETIC RUBBER, ETC.	216	60	35
056 VEGETABLES, PRPD, PRSVD, NES	1 680	221	133	263 COTTON	28 787	5 334	3 210
059 FRUIT, VEGETABLE JUICES	3 965	225	134	288 NON-FERROUS WASTE, SCRAP	17 179	3 858	2 321
263 COTTON	540 507	97 446	58 979	522 INORGANIC CHEM. ELEMENTS	353	159	94
268 WOOL, OTHER ANIMAL HAIR	913	1 360	793	682 COPPER	13 576	3 767	2 263
288 NON-FERROUS WASTE, SCRAP	1 525	428	261	683 NICKEL	1 382	1 170	723
335 RESIDUAL PETROL. PRODUCTS	13 188	541	336	684 ALUMINIUM	24 442	4 264	2 619
524 OTHER CHEMICAL COMPOUNDS	3	102	59	689 MISC. NON-FERR. BASE METAL	519	123	75
592 STARCHES, INULIN, ETC.	200	66	39	694 NAILS, SCREWS, NUTS, ETC.	145	101	59
625 RUBBER TYRES, TUBES, ETC.	370	265	155	699 MANUFACTS. BASE METAL, NES	8 739	1 531	919
652 COTTON FABRICS, WOVEN	4 848	1 499	916	EXPORTS	90 579	12 897	7 759
659 FLOOR COVERINGS, ETC.	505	288	175	011 BOVINE MEAT	2 634	367	224
682 COPPER	1 970	531	315	022 MILK AND CREAM	346	125	76
686 ZINC	3 786	566	340	041 WHEAT, MESLIN, UNMILLED	46 769	724	441
845 OTHR. TEXTILE APPAREL, NES	29	84	39	061 SUGARS, MOLASSES, HONEY	4 770	611	373
896 WORKS OF ART, ANTIQUE ETC	7	49	30	073 CHOCOLATE, OTH. COCOA PREP	195	89	51

7 IMPORTS AND EXPORTS (SPECIAL TRADE) BY COUNTRIES OF PRODUCTION AND CONSUMPTION AND BY GROUPS OF THE SITC-REV. III 1993

GROUP DESCRIPTION	DT = 100 KG	1 000 DM	1 000 \$	GROUP DESCRIPTION	DT = 100 KG	1 000 DM	1 000 \$
098 EDIBLE PROD.PREPRTRS,NES	159	96	58	277 NATURAL ABRASIVES, NES	2 200	225	138
112 ALCOHOLIC BEVERAGES	5 951	786	464	278 OTHER CRUDE MINERALS	29 807	346	206
335 RESIDUAL PETROL.PRODUCTS	10 793	518	303	282 FERROUS WASTE AND SCRAP	2 697	541	328
512 ALCOHOL, PHENOL, ETC. DERIV	391	200	118	287 ORE, CONCENTR. BASE METALS	3 080	872	541
523 METAL, SALTS, INORGAN. ACID	10 597	459	271	288 NON-FERROUS WASTE, SCRAP	18 971	2 748	1 648
541 MEDICINES, ETC. EXC. GRP542	9	270	162	289 PREC. METAL ORES, CONCENTR	8	2 362	1 431
542 MEDICAMENTS	92	843	501	292 CRUDE VEG. MATERIALS, NES	5 797	2 878	1 727
575 OTH. PLASTIC, PRIMARY FORM	372	437	262	431 ANIMAL, VEG. FATS, OILS, NES	5 997	254	154
591 INSECTICIDES, ETC.	834	979	595	514 NITROGEN-FUNCT. COMPOUNDS	862	571	340
674 FLAT-ROLLED PLATED IRON	997	214	131	515 ORGANO-INORGANIC COMPOUNDS	3 791	2 788	1 690
699 MANUFACT. BASE METAL, NES	1 572	339	206	522 INORGANIC CHEM. ELEMENTS	76 526	18 129	10 951
713 INTRNL COMBUS PSTN ENGIN	1	50	31	523 METAL, SALTS, INORGAN. ACID	41 958	1 558	941
724 TEXTILE, LEATHER MACHINES	245	972	590	524 OTHER CHEMICAL COMPOUNDS	55 450	4 415	2 657
728 OTH. MACH. PTS, SPCL INDUST	35	436	254	532 DYEING, TANNING MATERIALS	3 407	636	387
741 HEATING, COOLING EQUIP, PART	16	174	103	533 PIGMENTS, PAINTS, ETC.	3 110	426	259
742 PUMPS FOR LIQUIDS, PARTS	60	338	199	541 MEDICINES, ETC. EXC. GRP542	646	2 188	1 324
743 PUMPS NES, CENTRIFUGS ETC	56	224	135	542 MEDICAMENTS	53	364	219
745 OTH. NONELEC MCH, TOOL, NES	9	126	79	551 ESSNTL. OIL, PERFUME, FLAVR	8	158	95
776 TRANSISTORS, VALVES, ETC.	1	58	34	554 SOAP, CLEANERS, POLISH, ETC	33 242	5 170	3 125
781 PASS. MOTOR VEHCLS. EX. BUS	222	320	195	571 POLYMERS OF ETHYLENE	11 351	1 061	635
782 GOODS, SPCL TRANSPORT VEH	30	74	43	572 POLYMERS OF STYRENE	1 103	177	108
821 FURNITURE, CUSHIONS, ETC.	166	238	141	573 POLYMERS, VINYL CHLORIDE	987	102	59
851 FOOTWEAR	236	544	337	574 POLYACETAL, POLYCARBONATE	9 233	1 544	938
872 MEDICAL INSTRUMENTS NES	94	599	362	575 OTH. PLASTIC, PRIMARY FORM	150 987	5 641	3 427
KYRGHZSTAN				581 PLASTIC TUBE, PIPE, HOSE	1 461	444	274
IMPORTS	24 395	5 809	3 515	582 PLASTIC PLATE, SHEETS, ETC	10 686	3 930	2 379
059 FRUIT, VEGETABLE JUICES	5 064	794	483	583 MONOFILAMENT OF PLASTICS	624	485	296
263 COTTON	2 447	493	293	591 INSECTICIDES, ETC.	462	941	579
288 NON-FERROUS WASTE, SCRAP	10 527	2 556	1 550	592 STARCHES, INULIN, ETC.	786	177	107
682 COPPER	3 961	970	588	593 EXPLOSIVES, PYROTECHNICS	6 747	2 024	1 226
683 NICKEL	246	226	141	598 MISC. CHEMICAL PRODS. NES	85 715	8 124	4 917
689 MISC. NON-FERR. BASE METAL	248	65	40	611 LEATHER	3 511	7 486	4 505
723 CIVIL ENGINEERING EQUIP	138	188	113	619 FURSKINS, TANNED, DRESSED	158	436	264
778 ELECTRIC. MACH. APPART. NES	177	146	86	621 MATERIALS OF RUBBER	11 468	4 888	2 950
EXPORTS	60 996	19 466	11 674	625 RUBBER TYRES, TUBES, ETC.	63 696	44 964	27 285
017 MEAT, OFFL. PRPD, PRSVD, NES	471	153	91	629 ARTICLES OF RUBBER, NES	17 548	8 794	5 319
022 MILK AND CREAM	301	64	38	634 VENEERS, PLYWOOD, ETC.	199 938	18 265	11 049
041 WHEAT, MESLIN, UNMILLED	7 800	218	128	635 WOOD MANUFACTURES, NES	289 923	130 380	78 798
048 CEREAL PREPARATIONS	100	54	32	641 PAPER AND PAPERBOARD	309 819	40 193	24 252
054 VEGETABLES	500	243	141	642 PAPER, PAPERBOARD, CUT ETC	234 990	47 167	28 579
058 FRUIT, PRESERVED, PREPARED	106	51	31	651 TEXTILE YARN	12 603	7 101	4 285
061 SUGARS, MOLASSES, HONEY	20 046	804	489	652 COTTON FABRICS, WOVEN	5 270	7 666	4 616
073 CHOCOLATE, OTH. COCOA PREP	188	82	50	653 FABRICS, MAN-MADE FIBRES	4 015	8 456	5 112
098 EDIBLE PROD. PREPRTRS, NES	201	83	50	654 OTH. TEXTILE FABRIC, WOVEN	1 780	4 603	2 796
112 ALCOHOLIC BEVERAGES	7 409	1 208	719	655 KNIT, CROCHET, FABRIC NES	511	1 224	747
292 CRUDE VEG. MATERIALS, NES	23	1 382	819	656 TULLE, LACE, EMBROIDRY, ETC	390	1 157	694
334 PETROLEUM PRODUCTS	322	63	37	657 SPECIAL YARN, TXTL. FABRIC	37 018	18 073	10 925
541 MEDICINES, ETC. EXC. GRP542	3	80	47	658 TEXTILE ARTICLES NES	31 486	47 818	28 915
542 MEDICAMENTS	475	2 877	1 741	659 FLOOR COVERINGS, ETC.	194	280	166
554 SOAP, CLEANERS, POLISH, ETC	209	108	64	661 LIME, CEMENT, CONSTR. MATRL	53 345	3 865	2 330
653 FABRICS, MAN-MADE FIBRES	103	219	129	662 CLAY, REFRCT. CONSTR. MATRL	59 120	3 956	2 402
655 KNIT, CROCHET, FABRIC NES	124	201	118	663 MINERAL MANUFACTURES, NES	297 764	32 825	19 803
721 AGRIC. MACHINES, EX. TRACTR	42	110	69	664 GLASS	50 107	8 779	5 304
724 TEXTILE, LEATHER MACHINES	14	155	94	665 GLASSWARE	26 916	8 672	5 234
743 PUMPS NES, CENTRIFUGS ETC	43	198	121	666 POTTERY	6 959	2 555	1 552
747 TAPS, COCKS, VALVES, ETC.	4	89	54	671 PIG IRON, SPIEGELEISN, ETC	41 294	4 510	2 731
764 TELECOMM. EQUIP. PARTS NES	5	192	113	672 INGOTS ETC. IRON OR STEEL	56 720	3 750	2 269
773 ELECTR. DISTRIB. EQPT NES	45	58	35	673 FLAT-ROLLED IRON ETC.	11 885	802	481
774 ELECTRO-MEDCL. XRAY EQUIP	26	785	467	675 FLAT-ROLLED, ALLOY STEEL	36 126	4 892	2 964
778 ELECTRIC. MACH. APPART. NES	1	49	30	676 IRON, STL. BAR, SHAPES ETC.	270 389	34 108	20 567
781 PASS. MOTOR VEHCLS. EX. BUS	1 869	3 256	1 942	677 RAILWAY TRACK, IRON, STEEL	470	142	86
782 GOODS, SPCL TRANSPORT VEH	188	63	38	678 WIRE OF IRON OR STEEL	13 584	1 607	971
783 ROAD MOTOR VEHICLES NES	1 170	331	194	679 TUBES, PIPES, ETC. IRON, STL	114 906	11 432	6 910
784 PARTS, TRACTORS, MOTOR VEH	119	333	201	681 SILVER, PLATINUM, ETC.	5	100	61
821 FURNITURE, CUSHIONS, ETC.	34	56	34	682 COPPER	38 997	15 463	9 398
845 OTH. TEXTILE APPAREL, NES	25	97	58	683 NICKEL	5 514	8 635	5 197
851 FOOTWEAR	162	573	338	684 ALUMINIUM	70 675	22 084	13 397
871 OPTICAL INSTRUMENTS, NES	5	170	105	686 ZINC	61 687	18 428	11 156
872 MEDICAL INSTRUMENTS NES	51	1 088	664	691 METALLIC STRUCTURES NES	55 184	17 939	10 856
874 MEASURE, CONTROL INSTRMNT	24	368	222	692 CONTAINERS, STORAGE, TRNSP	11 481	3 561	2 141
SLOVENIA				693 WIRE PRODUCTS EXCL. ELECT	5 245	4 238	2 569
IMPORTS	5 566 491	2 998 286	1 813 014	694 NAILS, SCREWS, NUTS, ETC.	13 696	4 246	2 570
001 LIVE ANIMALS	50	103	63	695 TOOLS	22 688	19 653	11 848
011 BOVINE MEAT	410	279	169	696 CUTLERY	295	277	166
012 OTHER MEAT, MEAT OFFAL	1 149	918	552	697 HOUSEHOLD EQUIPMENT, NES	63 210	39 951	24 294
016 MEAT, ED. OFFL. DRY, SLT, SMK	454	692	414	699 MANUFACT. BASE METAL, NES	112 763	64 610	39 122
017 MEAT, OFFL. PRPD, PRSVD, NES	26 865	6 264	3 757	712 STEAM TURBINES	573	387	239
054 VEGETABLES	16 597	11 868	7 203	713 INTRNL COMBUS PSTN ENGIN	43 047	36 243	21 997
056 VEGETABLES, PRPD, PRSVD, NES	12 135	2 326	1 405	714 ENGINES, MOTORS NON-ELECT	87	11 048	6 461
057 FRUIT, NUTS EXCL. OIL NUTS	9 317	525	320	716 ROTATING ELECTRIC PLANT	98 271	83 548	50 658
058 FRUIT, PRESERVED, PREPARED	10 452	2 092	1 266	718 OTH. POWR. GENRTNG. MACHNRY	1 260	981	589
059 FRUIT, VEGETABLE JUICES	10 377	2 271	1 388	721 AGRIC. MACHINES, EX. TRACTR	3 477	1 984	1 196
061 SUGARS, MOLASSES, HONEY	799	146	88	723 CIVIL ENGINEERING EQUIP	59 021	22 298	13 432
062 SUGAR CONFECTIONERY	22 352	6 182	3 730	724 TEXTILE, LEATHER MACHINES	22 973	9 010	5 434
071 COFFEE, COFFEE SUBSTITUTE	300	136	80	725 PAPER, PULP MILL MACHINES	425	595	362
073 CHOCOLATE, OTH. COCOA PREP	8 534	2 752	1 669	726 PRINTNG, BOOKBINDNG MACHS	175	183	114
075 SPICES	980	268	164	727 FOOD-PROCESS. MCH. NON DOM	7 825	3 348	2 026
081 ANIMAL FEED STUFF	3 699	865	524	728 OTH. MACH. PTS, SPCL INDUST	25 508	15 779	9 540
098 EDIBLE PROD. PREPRTRS, NES	1 051	248	151	731 METAL REMOVAL WORK TOOLS	1 230	1 830	1 116
111 NON-ALCOHOL. BEVERAGE, NES	15 382	1 190	719	733 MACH-TOOLS, METAL-WORKING	949	652	399
112 ALCOHOLIC BEVERAGES	3 639	778	471	735 PARTS, NES, FOR MACH-TOOLS	7 440	6 637	3 994
121 TOBACCO, UNMANUFACTURED	1 381	1 203	741	737 METALWORKING MACHNRY NES	3 711	4 738	2 889
211 HIDES, SKINS (EX. FURS), RAW	385	102	62	741 HEATING, COOLING EQUIP, PART	18 448	11 927	7 188
248 WOOD, SIMPLY WORKED	35 741	5 492	3 321	742 PUMPS FOR LIQUIDS, PARTS	2 889	3 623	2 191
251 PULP AND WASTE PAPER	99 805	6 816	4 047	743 PUMPS NES, CENTRIFUGS ETC	47 261	40 659	24 525
263 COTTON	2 163	425	259	744 MECHANICAL HANDLING EQUIP	24 966	14 641	8 872
267 OTHER MAN-MADE FIBRES	1 800	160	96	745 OTH. NONELEC MCH, TOOL, NES	6 395	5 859	3 553
268 WOOL, OTHER ANIMAL HAIR	2 386	1 006	610	746 BALL OR ROLLER BEARINGS	619	2 303	1 374
269 WORN CLOTHING, TEXTL. ARTL	247	132	79	747 TAPS, COCKS, VALVES, ETC.	18 346	20 771	12 567
273 STONE, SAND AND GRAVEL	5 883	403	238	748 TRANSMISSIONS SHAFTS ETC	8 691	5 173	3 139
				749 NON-ELECT MACH. PARTS, ETC	904	2 652	1 595
				752 AUTOMATC. DATA PROC. EQUIP	3	293	177
				759 PARTS, FOR OFFICE MACHINS	399	2 387	1 453
				761 TELEVISION RECEIVERS ETC	11 491	18 966	11 385
				764 TELECOMM. EQUIP. PARTS NES	3 927	5 583	3 372
				771 ELECT POWER MACHNRY, PARTS	20 096	18 067	10 939
				772 ELEC. SWITCH, RELAY, CIRCUIT	14 308	37 406	22 600
				773 ELECTR DISTRIB. EQPT NES	17 342	18 882	11 441

7 IMPORTS AND EXPORTS (SPECIAL TRADE) BY COUNTRIES OF PRODUCTION AND CONSUMPTION AND BY GROUPS OF THE SITC-REV. III 1993

GROUP DESCRIPTION	DT = 100 KG	1 000 DM	1 000 \$	GROUP DESCRIPTION	DT = 100 KG	1 000 DM	1 000 \$
774 ELECTRO-MEDCL,XRAY EQUIP		48	30	422 FIXED VEG.FAT,OILS,OTHER	971	138	83
775 DOM.ELEC.NON-ELEC.EQUIPT	240 819	183 706	111 194	431 ANIMAL VEG.FATS,OILS,NES	7 622	1 253	758
776 TRANSISTORS,VALVES,ETC.	525	3 475	2 106	511 HYDROCARBONS,NES,DERIVTS	6 586	1 578	956
778 ELECTRIC.MACH.APPART,NES	29 251	51 081	30 932	512 ALCOHOL,PHENOL,ETC.DERIV	28 856	3 833	2 307
781 PASS.MOTOR VEHCLS,EX,BUS	437	591	361	513 CARBOXYLIC ACIDS,DERIVTS	16 472	4 820	2 780
782 GOODS,SPCL TRANSPORT VEH	5 355	8 519	5 213	514 NITROGEN-FUNCT.COMPOUNDS	13 398	6 062	3 654
783 ROAD MOTOR VEHICLES,NES	4 426	9 234	5 619	515 ORGANO-INORGANIC COMPNDS	1 930	3 896	2 366
784 PARTS,TRACTORS,MOTOR VEH	74 985	47 521	28 791	516 OTHER ORGANIC CHEMICALS	11 981	4 432	2 633
785 CYCLES,MOTORCYCLES,ETC.	17 958	19 711	11 938	522 INORGANIC CHEM.ELEMENTS	65 989	8 226	4 967
786 TRAILERS,SEMI-TRAILER,ETC	37 289	16 733	10 157	523 METAL.SALTS,INORGAN.ACID	53 301	5 701	3 431
791 RAILWAY VEHICLES,EQUIPNT	3 388	736	447	524 OTHER CHEMICAL COMPOUNDS	4 569	2 058	1 236
792 AIRCRAFT,ASOCTD.EQUIPNT	167	2 381	1 439	525 RADIO-ACTIVE MATERIALS	18	227	139
793 SHIP,BOAT,FLOAT,STRUCTRS	251 236	8 165	4 984	531 SYNTH.COLOURS,LAKES,ETC.	5 753	12 315	7 455
811 PREFABRICATED BUILDINGS	161 245	39 636	23 947	532 DYEING,TANNING MATERIALS	4 590	1 422	865
812 PLUMBING,SANITRY,EQPT,ETC	5 497	2 783	1 677	533 PIGMENTS, PAINTS, ETC.	43 083	25 281	15 239
813 LIGHTING FIXTURES,ETC,NES	36 905	18 156	10 996	541 MEDICINES,ETC.EXC.GRP542	1 327	7 243	4 376
821 FURNITURE,CUSHIONS,ETC.	294 190	179 963	108 415	542 MEDICAMENTS	1 640	18 330	11 102
831 TRUNK,SUIT-CASES,BAG,ETC	715	2 701	1 621	551 ESSNTL.OIL,PERFUME,FLAVR	1 309	3 355	2 024
841 MENS,BOYS CLOTHING,X-KNIT	21 054	179 362	108 497	553 PERFUMERY,COSMETICS,ETC.	4 199	8 216	4 966
842 WOMEN,GIRL CLOTHING,XKNIT	36 412	349 643	211 322	554 SOAP,CLEANERS,POLISH,ETC	59 140	16 157	9 810
843 MENS,BOYS CLOTHING,KNIT	1 092	7 041	4 250	562 FERTILIZER,EXCEPT GRP572	25 863	1 060	636
844 WOMEN,GIRLS CLOTHING,KNIT	7 364	39 840	24 077	571 POLYMERS OF ETHYLENE	22 042	3 058	1 848
845 OTHR.TEXTILE APPAREL,NES	15 887	115 112	69 489	572 POLYMERS OF STYRENE	18 709	4 879	2 952
846 CLOTHING ACCESSRS,FABRIC	28 140	93 228	56 395	573 POLYMERS,VINYL CHLORIDE	4 859	1 752	1 057
848 CLOTHING,NQNTXLT;HEADGEAR	1 541	19 170	11 549	574 POLYACETAL,POLYCARBONATE	40 819	16 994	10 302
851 FOOTWEAR	24 822	95 386	57 689	575 OTH.PLASTIC,PRIMARY FORM	99 825	38 670	23 423
871 OPTICAL INSTRUMENTS,NES		345	210	581 PLASTIC TUBE,PIPE,HOSE	2 342	4 680	2 826
872 MEDICAL INSTRUMENTS,NES	311	2 643	1 587	582 PLASTIC PLATE,SHEETS,ETC	24 720	18 778	11 337
873 METERS,COUNTERS,NES	16 080	56 062	33 835	583 MONOFILAMENT OF PLASTICS	2 812	1 981	1 195
874 MEASURE,CONTROL INSTRMNT	6 477	27 272	16 496	591 INSECTICIDES, ETC.	7 925	8 143	4 947
881 PHOTOGRAPH APPAR,ETC,NES	2 261	5 584	3 376	592 STARCHES,INULIN,ETC.	44 198	6 729	4 062
882 PHOTO.CINEMATOGPH.SUPPL	3	498	301	593 EXPLOSIVES,PYROTECHNICS	343	566	335
884 OPTICAL GOODS,NES	450	6 551	3 967	597 PREPR ADDITIVES,LIQUIDS	24 156	9 652	5 844
885 WATCHES AND CLOCKS	110	289	176	598 MISC.CHEMICAL PRODS,NES	52 582	32 420	19 572
891 ARMS AND AMMUNITION	13	151	91	600 CPL IND PLANT CHAP 69-76	1 961	344	207
892 PRINTED MATTER	67 090	29 427	17 729	611 LEATHER	4 730	22 496	13 621
893 ARTICLES,NES,OF PLASTICS	53 465	29 058	17 570	612 MANUFACT.LEATHER ETC,NES	58	279	188
894 BABY CARRIAGE,TOYS,GAMES	19 507	13 843	8 379	613 FURSKINS,TANNED,DRESSED	234	2 712	1 653
895 OFFICE,STATIONERY SUPPLS	13 664	7 104	4 292	621 MATERIALS OF RUBBER	1 646	2 235	1 341
896 WORKS OF ART,ANTIQUE ETC	8	366	221	625 RUBBER TYRES,TUBES,ETC.	2 820	1 454	883
897 GOLD,SILVERWARE,JEWEL NES	1 442	1 442	868	629 ARTICLES OF RUBBER, NES	2 687	4 643	2 802
898 MUSICAL INSTRUMENTS,ETC.	155	1 219	741	633 CORK MANUFACTURES	65	98	57
899 MISC MANUFACTRO GOODS,NES	3 396	5 136	3 108	634 VENEERS,PLYWOOD,ETC.	46 829	13 241	8 004
971 GOLD,NONMONTY EXCL ORES		834	501	635 WOOD MANUFACTURES, NES	15 010	3 287	1 981
EXPORTS	4 536 475	2 464 917	1 489 211	641 PAPER AND PAPERBOARD	89 842	20 655	12 490
001 LIVE ANIMALS	698	345	203	642 PAPER,PAPERBOARD,CUT ETC	44 903	19 452	11 777
011 BOVINE MEAT	15 811	2 576	1 534	651 TEXTILE YARN	23 374	41 856	25 362
012 OTHER MEAT, MEAT OFFAL	17 954	4 553	2 751	652 COTTON FABRICS, WOVEN	17 531	59 004	35 571
016 MEAT,ED.OFFL.DRY,SLT,SMK	336	219	131	653 FABRICS,MAN-MADE FIBRES	27 278	126 506	76 428
017 MEAT,OFFL.PRPD,PRSD,NES	217	161	96	654 OTH.TEXTILE FABRIC,WOVEN	18 926	118 352	71 426
022 MILK AND CREAM	5 305	1 412	849	655 KNIT,CROCHET,FABRIC,NES	17 789	57 406	34 721
024 CHEESE AND CURD	4 643	2 335	1 412	656 TULLE,LACE,EMBROIDRY,ETC	2 007	12 142	7 320
034 FISH,FRESH,CHILLED,FROZN	931	252	148	657 SPECIAL YARN,TXTL.FABRIC	33 689	54 977	33 222
037 FISH ETC.PRPD,PRSD,NES	1 645	727	436	658 TEXTILE ARTICLES,NES	2 021	5 203	3 134
042 RICE	1 417	87	52	659 FLOOR COVERINGS, ETC.	2 469	2 184	1 308
046 MEAL,FLOUR OF WHEAT,MSLN	43 108	1 768	1 080	661 LIME,CEMENT,CONSTR.MATRL	1 753	185	109
048 CEREAL PREPARATIONS	7 898	2 633	1 583	662 CLAY,REFRCT.CONSTR.MATRL	41 500	7 431	4 492
054 VEGETABLES	50 217	1 275	664	663 MINERAL MANUFACTURES,NES	71 721	13 403	8 124
056 VEGETABLES,PRPD,PRSD,NES	3 746	854	514	664 GLASS	9 767	4 325	2 618
057 FRUIT,NUTS EXCL.OIL NUTS	839	188	113	665 GLASSWARE	11 121	4 003	2 422
058 FRUIT,PRESERVED,PREPARED	1 997	862	509	666 POTTERY	1 641	1 484	889
059 FRUIT,VEGETABLE JUICES	3 010	281	169	667 PEARLS,PRECIOUS STONES			
061 SUGARS,MOLASSES,HONEY	245 630	12 901	7 722	671 PIG IRON,SPIEGEL-EISEN,ETC	12 621	1 592	959
062 SUGAR CONFECTIONERY	1 355	824	493	672 INGOTS ETC.IRON OR STEEL	7 860	2 393	1 459
071 COFFEE,COFFEE SUBSTITUTE	296	418	252	673 FLAT-ROLLED IRON ETC.	200 447	17 991	10 883
072 COCOA	2 008	744	453	674 FLAT-ROLLED PLATED IRON	115 850	14 119	8 543
073 CHOCOLATE,OTH.COCOA PREP	12 414	7 101	4 275	675 FLAT-ROLLED, ALLOY STEEL	62 647	21 019	12 738
075 SPICES	446	229	138	676 IRON,STL,BAR,SHAPES ETC.	57 440	7 395	4 452
081 ANIMAL FEED STUFF	31 076	4 562	2 757	677 RAILWAY TRACK IRON,STEEL	1 124	284	170
091 MARGARINE AND SHORTENING	13 021	2 236	1 347	678 WIRE OF IRON OR STEEL	8 599	2 773	1 682
098 EDIBLE PROD.PREPRTS,NES	16 460	7 473	4 513	679 TUBES,PIPES,ETC.IRON,STL	20 372	6 649	4 002
111 NON-ALCOHOL.BEVERAGE,NES	1 471	226	130	681 SILVER,PLATINUM,ETC.	97	1 731	1 040
112 ALCOHOLIC BEVERAGES	7 969	2 397	1 443	682 COPPER	30 583	17 950	10 848
121 TOBACCO, UNMANUFACTURED	540	111	67	683 NICKEL	13 171	15 276	9 246
122 TOBACCO, MANUFACTURED	6 896	21 976	13 247	684 ALUMINIUM	23 283	12 006	7 246
211 HIDES,SKINS(EX.FURS),RAW	3 241	570	343	685 LEAD	12 176	2 840	1 721
212 FURSKINS, RAW	7	82	50	686 ZINC	155	218	132
222 OILSEED(SFT.FIX VEG.OIL)	874	96	58	687 TIN	214	525	315
223 OILSEED(OTH.FIX.VEG.OIL)	1 135	123	74	689 MISC.NON-FERR.BASE METAL	12 507	10 180	6 158
232 SYNTHETIC RUBBER, ETC.	85 503	10 907	6 618	691 METALLIC STRUCTURES,NES	12 308	13 176	7 990
246 WOOD IN CHIPS, PARTICLES	19 900	169	101	692 CONTAINERS,STORAGE,TRNSP	2 066	2 035	1 225
247 WOOD ROUGH,ROUGH SQUARED	2 006	137	693	694 WIRE PRODUCTS,EXCL.ELECT	4 510	3 955	2 367
248 WOOD, SIMPLY WORKED	28 505	4 478	2 722	695 NAILS,SCREWS,NUTS,ETC.	4 094	12 635	7 635
251 PULP AND WASTE PAPER	437 560	16 905	10 226	696 TOOLS	476	2 387	1 423
263 COTTON	2 033	639	391	697 HOUSEHOLD EQUIPMENT,NES	3 027	7 142	4 316
265 VEGETABLE TEXTILE FIBRES	4 156	720	431	699 MANUFACTS.BASE METAL,NES	30 502	32 535	19 652
266 SYNTHETIC FIBRES	18 018	5 686	3 440	700 CPL IND PLANT (84/85/87)	725	973	574
267 OTHER MAN-MADE FIBRES	19 036	7 622	4 594	711 STEAM GENER. BOILERS,ETC.	288	573	348
268 WOOL, OTHER ANIMAL HAIR	14 451	10 977	6 652	713 INTRNL COMBUS PSTN ENGIN	7 526	20 330	12 256
273 STONE, SAND AND GRAVEL	80 417	898	541	714 ENGINES,MOTORS NON-ELECT	95	1 062	645
274 SULPHUR,UNRSTD.IRON PYRS	285 022	2 139	1 304	716 ROTATING ELECTRIC PLANT	5 517	8 203	4 965
278 OTHER CRUDE MINERALS	254 983	3 808	2 302	718 OTH.POWR,GENRTNG.MACHNRY	2 037	2 977	1 803
282 FERROUS WASTE AND SCRAP	5 150	134	83	721 AGRIC.MACHINES,EX.TRACTR	3 178	2 604	1 580
284 NICKEL ORES,CONCTR,MATTE	113	131	80	722 TRACTORS	880	941	572
285 ALUMINIUM ORE,CONCTR,ETC	4 437	676	411	723 CIVIL ENGINEERING EQUIPT	12 178	10 939	6 653
287 ORE,CONCENTR.BASE METALS	587	60	37	724 TEXTILE,LEATHER MACHINES	10 707	35 294	21 378
288 NON-FERROUS WASTE,SCRAP	18 268	3 595	2 183	725 PAPER,PULP,MILL MACHINES	1 321	6 387	3 876
289 CRUDE ANIMAL MATERLS,NES	2 341	3 436	2 091	726 PRINTING,BOOKBINDNG MACHS	3 597	12 815	7 725
292 CRUDE VEG.MATERIALS, NES	4 313	2 815	1 693	727 FOOD-PROCESS.MCH.NON DM	1 588	7 817	4 775
321 COAL,NOT AGGLOMERATED	1 879	70	41	728 OTH.MACH,PTS,SPCL INDUST	17 214	52 056	31 314
322 BRIQUETTES,LIGNITE,PEAT	5 044	165	101	731 METAL REMOVAL WORK TOOLS	8 664	11 326	6 853
334 PETROLEUM PRODUCTS	45 403	13 281	8 003	733 MACH-TOOLS,METAL-WORKING	2 968	3 058	1 841
335 RESIDUAL PETROL.PRODUCTS	293 086	6 774	4 101	735 PARTS,NES, FOR MACH-TOOLS	3 837	10 374	6 245
342 LIQUEFIED PROPANE,BUTANE	6 300	340	208	737 METALWORKING MACHNRY,NES	1 273	4 311	2 604
411 ANIMAL OILS AND FATS	591	170	99	741 HEATING,COOLNG EQUIP,PART	13 356	33 166	19 927
421 FIXED VEG.FAT,OILS, SOFT	5 453	670	408	742 PUMPS FOR LIQUIDS,PARTS	1 243	6 814	4 093
				743 PUMPS,NES,CENTRIFUGS ETC	35 821	38 141	23 123

7 IMPORTS AND EXPORTS (SPECIAL TRADE) BY COUNTRIES OF PRODUCTION AND CONSUMPTION AND BY GROUPS OF THE SITC-REV. III 1993

GROUP DESCRIPTION	DT = 100 KG	1 000 DM	1 000 \$	GROUP DESCRIPTION	DT = 100 KG	1 000 DM	1 000 \$
744 MECHANICAL HANDLING EQUIP	6 907	13 925	8 424	562 FERTILIZER, EXCEPT GRP272	1 434 052	29 753	18 053
745 OTH. NONELEC MCH, TOOL, NES	4 187	23 718	14 322	571 POLYMERS OF ETHYLENE	160 337	15 999	9 678
746 BALL OR ROLLER BEARINGS	1 949	8 233	4 964	572 POLYMERS OF STYRENE	57 301	8 845	5 345
747 TAPS, COCKS, VALVES, ETC.	3 970	16 021	9 700	573 POLYMERS, VINYL CHLORIDE	23 336	2 020	1 226
748 TRANSMISSIONS SHAFTS ETC	3 673	7 279	4 397	574 POLYACETAL, POLYCARBONATE	5 396	1 131	680
749 NON-ELECT MACH. PARTS, ETC	4 242	17 354	10 429	575 OTH. PLASTIC, PRIMARY FORM	1 561	584	355
751 OFFICE MACHINES	764	6 917	4 143	581 PLASTIC TUBE, PIPE, HOSE	1 100	116	68
752 AUTOMATC. DATA PROC. EQUIP	3 024	47 127	28 630	582 PLASTIC PLATE, SHEETS, ETC	1 122	204	121
759 PARTS, FOR OFFICE MACHINES	407	7 032	4 232	591 INSECTICIDES, ETC.	564	701	430
761 TELEVISION RECEIVERS ETC	887	3 133	1 893	593 EXPLOSIVES, PYROTECHNICS	198	77	46
762 RADIO-BROADCAST RECEIVER	895	4 373	2 654	611 LEATHER	2 189	2 180	1 294
763 SOUND RECORDER, PHONOGRPH	183	2 437	1 473	621 MATERIALS OF RUBBER	813	352	215
764 TELECOMM. EQUIP. PARTS NES	2 345	34 155	20 596	625 RUBBER TYRES, TUBES, ETC.	292	141	87
771 ELECT POWER MACHNRY. PARTS	2 418	8 568	5 172	629 ARTICLES OF RUBBER, NES	17 285	9 047	5 492
772 ELEC. SWITCH, RELAY, CIRCUIT	7 400	41 399	25 006	634 VENEERS, PLYWOOD, ETC.	18 877	4 414	2 680
773 ELECTR DISTRIB. EQPT NES	18 113	17 452	10 557	635 WOOD MANUFACTURES, NES	49 189	14 395	8 681
774 ELECTRO-MEDCL. XRAY EQUIP	743	13 916	8 387	641 PAPER AND PAPERBOARD	52 050	2 206	1 332
775 DOM. ELEC. NON-ELEC. EQUIPT	10 883	30 362	18 286	642 PAPER, PAPERBOARD, CUT ETC	13 081	2 394	1 445
776 TRANSISTORS, VALVES, ETC.	8 165	15 614	9 393	651 TEXTILE YARN	4 720	8 870	5 376
778 ELECTRIC. MACH. APPART. NES	13 812	37 155	22 441	652 COTTON FABRICS, WOVEN	1 974	2 525	1 530
781 PASS. MOTOR VEHCLS. EX. BUS	66 242	132 594	79 919	653 FABRICS, MAN-MADE FIBRES	1 130	2 285	1 373
782 GOODS, SPCL TRANSPORT VEH	40 796	35 418	21 444	654 OTH. TEXTILE FABRIC, WOVEN	218	779	469
783 ROAD MOTOR VEHICLES NES	12 840	14 745	8 918	655 KNIT, CROCHET, FABRIC NES	36	78	47
784 PARTS, TRACTORS, MOTOR VEH	16 136	37 073	22 396	657 SPECIAL YARN, TXTL. FABRIC	3 477	2 036	1 237
785 CYCLES, MOTORCYCLES ETC.	1 162	2 326	1 398	658 TEXTILE ARTICLES NES	12 949	15 329	9 276
786 TRAILERS, SEMI-TRAILER, ETC	16 330	11 261	6 808	659 FLOOR COVERINGS, ETC.	724	1 354	816
791 RAILWAY VEHICLES, EQUIPNT	240	844	517	661 LIME, CEMENT, CONSTR. MATRL	105 801	4 928	2 992
792 AIRCRAFT, ASSOCTD. EQUIPNT	85	809	490	662 CLAY, REFRCT. CONSTR. MATRL	81 507	9 969	6 039
793 SHIP, BOAT, FLOAT, STRUCTRS	5 792	18 741	11 407	663 MINERAL MANUFACTURES, NES	51 830	4 668	2 815
811 PREFABRICATED BUILDINGS	232	251	150	664 GLASS	1 077	178	105
812 PLUMBING, SANITRY, EQPT. ETC	3 055	4 237	2 553	665 GLASSWARE	398 497	12 204	7 373
813 LIGHTING FIXTURES ETC. NES	2 382	6 849	4 131	666 POTTERY	94	63	41
821 FURNITURE, CUSHIONS, ETC.	12 263	13 526	8 146	673 FLAT-ROLLED IRON ETC.	682	77	46
831 TRUNK, SUIT-CASES, BAG, ETC	512	1 542	921	676 IRON, STL. BAR, SHAPES ETC.	562	179	114
841 MENS, BOYS CLOTHING, X-KNIT	842	3 312	2 000	677 RAILWAY TRACK, IRON, STEEL	209	93	54
842 WOMEN, GIRL CLOTHING, XKNIT	584	4 838	2 907	679 TUBES, PIPES, ETC. IRON, STL	227 017	24 145	14 642
843 MENS, BOYS CLOTHING, KNIT	288	1 021	613	681 SILVER, PLATINUM, ETC.	4	130	80
844 WOMEN, GIRLS CLOTHING, KNIT	885	4 735	2 868	684 ALUMINIUM	38 907	11 934	7 196
845 OTHR. TEXTILE APPAREL, NES	4 371	19 121	11 573	691 METALLIC STRUCTURES NES	41 862	11 955	7 196
846 CLOTHING ACCESSRS, FABRIC	21 817	64 413	39 021	692 CONTAINERS, STORAGE, TRNSP	5 543	2 435	1 489
848 CLOTHING, NONTXL; HEADGEAR	1 248	4 271	2 569	693 WIRE PRODUCTS EXCL. ELECT	333	135	83
851 FOOTWEAR	4 928	12 087	7 310	694 NAILS, SCREWS, NUTS, ETC.	379	193	115
871 OPTICAL INSTRUMENTS, NES	17	573	339	695 TOOLS	1 439	1 874	1 138
872 MEDICAL INSTRUMENTS NES	3 408	17 821	10 779	697 HOUSEHOLD EQUIPMENT, NES	9 525	3 383	2 029
873 METERS, COUNTERS, NES	1 422	7 498	4 539	699 MANUFACT. BASE METAL, NES	40 250	16 341	9 892
874 MEASURE, CONTROL INSTRMNT	2 033	26 886	16 250	711 STEAM GENER. BOILERS, ETC.	1 385	412	250
881 PHOTOGRAPH APPAR. ETC. NES	243	2 271	1 363	712 STEAM TURBINES	383	1 885	1 111
882 PHOTO. CINEMATOGPH. SUPPL	1 457	3 753	2 261	713 INTRNL COMBUS PSTN ENGIN	2 180	1 908	1 155
884 OPTICAL GOODS NES	173	2 799	1 682	714 ENGINES, MOTORS NON-ELECT	7 875	14 004	8 577
885 WATCHES AND CLOCKS	586	5 762	3 476	716 ROTATING ELECTRIC PLANT	6 073	4 626	2 778
891 ARMS AND AMMUNITION	47	129	77	718 OTH. POWR. GENRTNG. MACHNRY	33	92	57
892 PRINTED MATTER	10 277	12 154	7 338	721 AGRIC. MACHINES, EX. TRACTR	358	194	117
893 ARTICLES, NES, OF PLASTICS	20 713	22 198	13 426	722 TRACTORS	265	181	113
894 BABY CARRIAGE, TOYS, GAMES	3 095	6 304	3 810	723 CIVIL ENGINEERING EQUIPT	18 593	6 979	4 224
895 OFFICE, STATIONERY SUPPLS	2 130	6 053	3 642	724 TEXTILE, LEATHER MACHINES	1 023	1 097	657
896 WORKS OF ART, ANTIQUE ETC	14	3 497	2 137	725 PAPER, PULP MILL MACHINES	455	830	485
897 GOLD, SILVERWARE, JEWEL NES	39	3 296	1 980	726 PRINTING, BOOKBINDNG MACHS	84	103	60
898 MUSICAL INSTRUMENTS, ETC.	1 144	7 048	4 254	728 OTH. MACH. PTS, SPCL INDUST	2 365	2 324	1 388
899 MISC MANUFCTDR GOODS NES	3 722	23 662	14 260	731 METAL REMOVAL WORK TOOLS	1 011	2 520	1 528
941 COMPL IND PLANT CHAPT 99	113	58	34	733 MACH-TOOLS, METAL-WORKING	187	588	351
971 GOLD, NONMONTRY EXCL ORES	19	4 394	2 647	735 PARTS, NES, FOR MACH-TOOLS	2 029	3 118	1 892
				737 METALWORKING MACHNRY NES	96	115	69
CROATIA				741 HEATING, COOLING EQUIP. PART	347	262	158
IMPORTS	3 835 727	1 377 998	832 491	742 PUMPS FOR LIQUIDS, PARTS	267	531	318
011 BOVINE MEAT	947	826	496	743 PUMPS NES, CENTRIFUGS ETC	412	479	291
012 OTHER MEAT, MEAT OFFAL	3 653	2 074	1 254	744 MECHANICAL HANDLING EQUIP	1 013	814	493
017 MEAT, OFFL. PRPD, PRSVD, NES	16 341	7 168	4 331	745 OTH. NONELEC MCH, TOOL, NES	2 321	2 058	1 254
034 FISH, FRESH, CHILLED, FROZEN	740	318	191	747 TAPS, COCKS, VALVES, ETC.	2 752	1 669	1 011
044 MAIZE UNMILLED	7 851	1 752	1 079	748 TRANSMISSIONS SHAFTS ETC	246	561	337
048 CEREAL PREPARATIONS	686	252	152	749 NON-ELECT MACH. PARTS, ETC	179	168	100
054 VEGETABLES	7 009	618	371	764 TELECOMM. EQUIP. PARTS NES	78	122	74
056 VEGETABLES, PRPD, PRSVD, NES	12 744	1 806	1 101	771 ELECT POWER MACHNRY. PARTS	16 767	17 918	10 819
057 FRUIT, NUTS EXCL. OIL NUTS	1 667	127	77	772 ELEC. SWITCH, RELAY, CIRCUIT	8 688	21 782	13 159
058 FRUIT, PRESERVED, PREPARED	20 620	7 133	4 331	773 ELECTR DISTRIB. EQPT NES	8 855	5 907	3 570
059 FRUIT, VEGETABLE JUICES	5 951	2 957	1 773	774 ELECTRO-MEDCL. XRAY EQUIP	2	136	84
075 SPICES	1 202	456	273	775 DOM. ELEC. NON-ELEC. EQUIPT	11 607	7 120	4 345
081 ANIMAL FEED STUFF	171	69	41	776 TRANSISTORS, VALVES, ETC.	122	324	195
098 EDIBLE PROD. PREPRTNS, NES	8 624	3 266	1 969	778 ELECTRIC. MACH. APPART. NES	187	333	204
112 ALCOHOLIC BEVERAGES	186 186	21 461	12 985	781 PASS. MOTOR VEHCLS. EX. BUS	347	242	148
121 TOBACCO, UNMANUFACTURED	146	115	70	783 ROAD MOTOR VEHICLES NES	592	570	345
222 OILSEED (SFT. FIX VEG. OIL)	4 176	702	424	784 PARTS, TRACTORS, MOTOR VEH	3 090	1 462	877
245 FUEL WOOD, WOOD CHARCOAL	18 288	883	536	785 CYCLES, MOTORCYCLES ETC.	9	56	35
247 WOOD ROUGH, ROUGH SQUARED	677	71	43	786 TRAILERS, SEMI-TRAILER, ETC	859	549	335
248 WOOD, SIMPLY WORKED	49 041	6 466	3 921	793 SHIP, BOAT, FLOAT, STRUCTRS	95	197	119
251 PULP AND WASTE PAPER	2 920	108	65	811 PREFABRICATED BUILDINGS	11 187	5 210	3 183
264 JUTE, OTH. TEXTL. BAST FIBR	1 011	61	35	812 PLUMBING, SANITRY, EQPT. ETC	23 925	7 270	4 388
266 SYNTHETIC FIBRES	3 159	521	315	813 LIGHTING FIXTURES ETC. NES	2 645	3 900	2 378
268 WOOL, OTHER ANIMAL HAIR	92	101	62	821 FURNITURE, CUSHIONS, ETC.	178 969	87 485	52 902
269 WORN CLOTHING, TEXTL. ARTL	1 062	173	103	831 TRUNK, SUIT-CASES, BAG, ETC	1 091	1 006	610
273 STONE, SAND AND GRAVEL	2 819	171	103	841 MENS, BOYS CLOTHING, X-KNIT	35 042	270 726	163 436
278 OTHER CRUDE MINERALS	1 133	67	41	842 WOMEN, GIRL CLOTHING, XKNIT	30 809	251 341	151 632
288 NON-FERROUS WASTE, SCRAP	1 464	8 503	5 156	843 MENS, BOYS CLOTHING, KNIT	3 539	11 941	7 202
289 PREC. METAL ORES, CONCRTS		553	322	844 WOMEN, GIRLS CLOTHING, KNIT	10 094	37 996	22 966
291 CRUDE ANIMAL MATERIALS NES	5 322	722	432	845 OTHR. TEXTILE APPAREL, NES	19 552	78 938	47 688
292 CRUDE VEG. MATERIALS, NES	3 392	717	433	846 CLOTHING ACCESSRS, FABRIC	2 083	6 931	4 167
334 PETROLEUM PRODUCTS	6 218	224	137	848 CLOTHING, NONTXL; HEADGEAR	7 659	12 130	7 258
335 RESIDUAL PETROL. PRODUCTS	9 151	574	352	851 FOOTWEAR	23 790	107 461	64 819
431 ANIMAL, VEG. FATS, OILS, NES	9 898	449	268	872 MEDICAL INSTRUMENTS NES	3	80	47
514 NITROGEN-FUNCT. COMPOUNDS	108	214	125	873 METERS, COUNTERS, NES	18	329	202
515 ORGANO-INORGANIC COMPNDS	514	904	550	874 MEASURE, CONTROL INSTRMNT	1 037	4 915	2 989
524 OTHER CHEMICAL COMPOUNDS	669	125	75	881 PHOTOGRAPH APPAR. ETC. NES	17	91	57
541 MEDICINES, ETC. EXC. GRP542	6 779	13 167	7 962	882 PHOTO. CINEMATOGPH. SUPPL	76	333	201
542 MEDICAMENTS	495	893	549	885 WATCHES AND CLOCKS	37	327	200
551 ESSNTL. OIL, PERFUME, FLAVR	50	541	330	892 PRINTED MATTER	13 996	16 918	10 244
553 PERFUMERY, COSMETICS, ETC.	60	250	152	893 ARTICLES, NES, OF PLASTICS	52 375	9 296	5 599
554 SOAP, CLEANERS, POLISH, ETC	17 113	1 953	1 177	894 BABY CARRIAGE, TOYS, GAMES	1 593	1 246	753
				895 OFFICE, STATIONERY SUPPLS	2 562	3 753	2 274
				896 WORKS OF ART, ANTIQUE ETC	23	235	141

7 IMPORTS AND EXPORTS (SPECIAL TRADE) BY COUNTRIES OF PRODUCTION AND CONSUMPTION AND BY GROUPS OF THE SITC-REV. III 1993

GROUP DESCRIPTION	DT = 100 KG	1 000 DM	1 000 \$	GROUP DESCRIPTION	DT = 100 KG	1 000 DM	1 000 \$
898 MUSICAL INSTRUMENTS, ETC.	131	450	273	634 VENEERS, PLYWOOD, ETC.	14 512	2 219	1 356
899 MISC MANUFACTURED GOODS NES	18 810	13 206	7 991	635 WOOD MANUFACTURES, NES	7 309	1 200	714
EXPORTS	3 582 564	1 771 915	1 069 493	641 PAPER AND PAPERBOARD	61 686	14 085	8 508
001 LIVE ANIMALS	2 573	1 098	661	642 PAPER, PAPERBOARD, CUT ETC	26 427	10 250	6 184
011 BOVINE MEAT	24 342	4 461	2 883	651 TEXTILE YARN	11 477	19 511	11 776
012 OTHER MEAT, MEAT OFFAL	7 089	1 858	1 115	652 COTTON FABRICS, WOVEN	13 764	41 283	24 887
016 MEAT, ED. OFFL, DRY, SLT, SMK	1 078	506	299	653 FABRICS, MAN-MADE FIBRES	29 249	120 172	72 458
017 MEAT, OFFL, PRPD, PRSVD, NES	3 047	2 052	1 246	654 OTH. TEXTILE FABRIC, WOVEN	18 858	100 721	60 860
022 MILK AND CREAM	79 525	7 935	4 780	655 KNIT, CROCHET, FABRIC NES	9 133	22 546	13 621
023 BUTTER, OTHER FAT OF MILK	629	165	102	656 TULLE, LACE, EMBROIDRY, ETC	1 140	7 115	4 293
024 CHEESE AND CURD	15 447	5 616	3 405	657 SPECIAL YARN, TXTL. FABRIC	8 155	32 762	19 786
025 EGGS, BIRDS, YOLKS, ALBUMIN	22	89	40	658 TEXTILE ARTICLES NES	3 216	3 079	1 856
034 FISH, FRESH, CHILLED, FROZEN	3 379	491	298	659 FLOOR COVERINGS, ETC.	2 397	2 362	1 431
036 CRUSTACEANS, MOLLUSCS ETC	653	218	132	661 LIME, CEMENT, CONSTR. MATRL	1 410	209	125
037 FISH ETC. PREPD, PRSVD, NES	758	340	207	662 CLAY, REFRCT. CONSTR. MATRL	33 848	6 403	3 892
042 RICE	6 131	401	238	663 MINERAL MANUFACTURES, NES	6 859	4 574	2 746
044 MAIZE UNMILLED	223	176	110	664 GLASS	33 066	5 186	3 130
046 MEAL, FLOUR OF WHEAT, MSLN	503 098	22 666	13 760	665 GLASSWARE	17 301	2 860	1 722
047 OTHER CEREAL MEAL, FLOURS	1 145	74	45	666 POTTERY	736	830	505
048 CEREAL PREPARATIONS	4 958	1 447	873	671 PIG IRON, SPIEGELEISN, ETC	5 260	507	308
054 VEGETABLES	94 753	2 085	1 269	672 INGOTS ETC. IRON OR STEEL	959	104	65
056 VEGETABLES, PRPD, PRSVD, NES	6 725	1 680	1 002	673 FLAT-ROLLED IRON ETC.	222 781	16 309	9 903
057 FRUIT, NUTS EXCL. OIL NUTS	3 050	839	502	674 FLAT-ROLLED PLATED IRON	21 310	2 732	1 657
058 FRUIT, PRESERVED, PREPARED	1 384	538	318	675 FLAT-ROLLED, ALLOY STEEL	13 169	4 536	2 724
059 FRUIT, VEGETABLE JUICES	2 072	211	125	676 IRON, STL. BAR, SHAPES ETC.	23 102	3 670	2 221
061 SUGARS, MOLASSES, HONEY	267 894	12 389	7 509	677 RAILWAY TRACK IRON, STEEL	250	123	75
062 SUGAR CONFECTIONERY	1 328	854	509	678 WIRE OF IRON OR STEEL	4 218	964	588
071 COFFEE, COFFEE SUBSTITUTE	108	228	138	679 TUBES, PIPES, ETC. IRON, STL	55 856	11 299	6 825
072 COCOA	527	58	32	681 SILVER, PLATINUM, ETC.	43	4 248	2 586
073 CHOCOLATE, OTH. COCOA PREP	2 726	1 459	869	682 COPPER	13 774	9 722	5 902
074 TEA AND MATE	93	66	41	683 NICKEL	83	164	100
075 SPICES	278	161	95	684 ALUMINIUM	12 003	4 846	2 928
081 ANIMAL FEED STUFF	15 795	2 125	1 284	686 ZINC	1 319	509	306
091 MARGARINE AND SHORTENING	6 768	1 335	805	687 TIN	600	600	365
098 EDIBLE PROD. PREPRTNS, NES	16 256	8 594	5 200	689 MISC. NON-FERR. BASE METAL	28	155	94
111 NON-ALCOHOL. BEVERAGE, NES	2 009	259	155	691 METALLIC STRUCTURES NES	15 408	5 437	3 294
112 ALCOHOLIC BEVERAGES	9 016	2 442	1 482	692 CONTAINERS, STORAGE, TRNSP	2 837	1 514	916
122 TOBACCO, MANUFACTURED	772	2 443	1 462	693 WIRE PRODUCTS EXCL. ELECT	3 700	3 431	2 103
211 HIDES, SKINS (EX. FURS), RAW	3 217	1 077	637	694 NAILS, SCREWS, NUTS, ETC.	4 640	2 555	1 528
222 OILSEED (SFT. FIX VEG. OIL)	714	66	40	695 TOOLS	2 037	6 933	4 187
223 OILSEED (OTH. FIX VEG. OIL)	189	58	34	696 CUTLERY	328	1 559	945
231 NATURAL RUBBER, ETC.	2 626	477	292	697 HOUSEHOLD EQUIPMENT, NES	1 423	2 365	1 424
232 SYNTHETIC RUBBER, ETC.	8 972	2 576	1 564	699 MANUFACT. BASE METAL, NES	13 302	10 661	6 429
246 WOOD IN CHIPS, PARTICLES	11 939	102	63	700 CPL IND PLANT (84/85/87)	5 738	34 607	20 636
247 WOOD ROUGH, ROUGH SQUARED	25 992	380	232	711 STEAM GENER. BOILERS, ETC.	167	541	324
248 WOOD, SIMPLY WORKED	51 652	3 599	2 167	712 STEAM TURBINES	385	1 418	842
251 PULP AND WASTE PAPER	224 386	3 137	1 884	713 INTRNL COMBUS PSTN ENGIN	2 417	8 617	5 205
263 COTTON	846	130	79	714 ENGINES, MOTORS NON-ELECT	5 033	10 485	6 280
264 JUTE, OTH. TEXTL. BAST FIBR	50	52	30	716 ROTATING ELECTRIC PLANT	1 628	2 975	1 809
266 SYNTHETIC FIBRES	4 360	1 291	776	718 OTH. POWR. GENRNG. MACHNRY	406	1 030	641
267 OTHER MAN-MADE FIBRES	9 785	5 731	3 459	721 AGRIC. MACHINES, EX. TRACTR	7 638	7 811	4 730
268 WOOL, OTHER ANIMAL HAIR	3 751	3 520	2 138	722 TRACTORS	4 529	6 581	3 989
269 WORN CLOTHING, TEXTL. ARTL	2 711	1 567	959	723 CIVIL ENGINEERING EQUIPT	16 192	10 799	6 478
273 STONE, SAND AND GRAVEL	28 502	549	332	724 TEXTILE, LEATHER MACHINES	7 240	37 711	22 779
278 OTHER CRUDE MINERALS	159 140	2 562	1 543	725 PAPER, PULP MILL MACHINES	1 193	3 467	2 115
282 FERROUS WASTE AND SCRAP	3 767	125	77	726 PRINTING, BOOKBINDING MACHS	1 892	5 424	3 288
287 ORE, CONCENTR. BASE METALS	1 770	102	62	727 FOOD-PROCESS. MCH. NON DOM	1 177	6 347	3 747
288 NON-FERROUS WASTE, SCRAP	279	68	41	728 OTH. MACH. PTS, SPCL INDUST	11 706	24 336	14 725
291 CRUDE ANIMAL MATERIALS, NES	8 972	10 106	6 070	731 METAL REMOVAL WORK TOOLS	7 300	5 643	3 432
292 CRUDE VEG. MATERIALS, NES	1 866	2 049	1 237	732 MACH-TOOLS, METAL-WORKING	5 647	5 912	3 548
322 BRIQUETTES, LIGNITE, PEAT	19 214	395	239	735 PARTS, NES, FOR MACH-TOOLS	1 345	3 107	1 887
334 PETROLEUM PRODUCTS	26 360	8 860	5 400	737 METALWORKING MACHNRY NES	1 450	3 861	2 336
335 RESIDUAL PETROL. PRODUCTS	1 353	187	109	741 HEATING, COOLING EQUIP, PART	5 404	15 375	9 337
411 ANIMAL OILS AND FATS	691	210	127	742 PUMPS FOR LIQUIDS, PARTS	1 151	6 871	4 145
421 FIXED VEG. FAT, OILS, SOFT	10 656	1 392	834	743 PUMPS NES, CENTRIFUGS ETC	3 942	13 200	7 991
422 FIXED VEG. FAT, OILS, OTHER	4 061	426	254	744 MECHANICAL HANDLING EQUIP	7 254	15 743	9 539
431 ANIMAL, VEG. FATS, OILS, NES	11 578	1 660	1 006	745 OTH. NONELEC MCH, TOOL, NES	4 687	23 580	14 251
491 HYDROCARBONS, NES, DERIVTS	47 139	3 139	1 901	746 BALL OR ROLLER BEARINGS	3 465	9 084	5 548
512 ALCOHOL, PHENOL, ETC. DERIV	19 794	3 749	2 263	747 TAPS, COCKS, VALVES, ETC.	1 996	10 070	6 079
513 CARBOXYLIC ACIDS, DERIVTS	62 067	9 069	5 426	748 TRANSMISSIONS SHAFTS ETC	1 267	4 769	2 900
514 NITROGEN-FUNCT. COMPOUNDS	8 307	4 842	2 938	749 NON-ELECT MACH. PARTS, ETC	3 569	10 506	6 359
515 ORGANO-INORGANIC COMPOUNDS	12 462	7 532	4 546	751 OFFICE MACHINES	619	3 315	1 996
516 OTHER ORGANIC CHEMICALS	18 303	3 211	1 945	752 AUTOMATC. DATA PROC. EQUIP	1 438	18 955	11 503
522 INORGANIC CHEM. ELEMENTS	20 417	4 149	2 519	759 PARTS, FOR OFFICE MACHINS	484	3 872	2 346
523 METAL, SALTS, INORGAN. ACID	20 056	2 842	1 706	761 TELEVISION RECEIVERS ETC	1 322	3 691	2 210
524 OTHER CHEMICAL COMPOUNDS	250	600	361	762 RADIO-BROADCAST RECEIVER	296	1 307	786
525 RADIO-ACTIVE MATERIALS	1	78	47	763 SOUND RECORDER, PHONOGRPH	162	2 513	1 512
531 SYNTH. COLOURS, LAKES, ETC.	2 743	7 129	4 313	764 TELECOMM. EQUIP, PARTS NES	1 476	16 083	9 698
532 DYEING, TANNING MATERIALS	944	364	219	771 ELECT POWER MACHNRY. PARTS	2 205	5 093	3 088
533 PIGMENTS, PAINTS, ETC.	19 223	10 556	6 364	772 ELEC. SWITCH. RELAY. CIRCUIT	3 500	20 120	12 119
541 MEDICINES, ETC. EXC. GRP542	1 116	9 211	5 538	773 ELECTR. DISTRIB. EQPT NES	3 648	3 850	2 301
542 MEDICAMENTS	2 646	7 219	4 338	774 ELECTRO-MEDCL. XRAY EQUIP	600	10 021	6 083
551 ESSENTL. OIL, PERFUME, FLAVR	480	2 569	1 562	775 DOM. ELEC. NON-ELEC. EQUIP	9 446	13 423	8 095
553 PERFUMERY, COSMETICS, ETC.	2 332	3 467	2 067	776 TRANSISTORS, VALVES, ETC.	58	2 596	1 557
554 SOAP, CLEANERS, POLISH, ETC	41 745	9 958	6 016	778 ELECTRIC. MACH. APPART. NES	4 780	13 754	8 285
562 FERTILIZER, EXCEPT GRP272	12 884	498	304	781 PASS. MOTOR VEHCLS. EX. BUS	44 672	76 354	45 957
571 POLYMERS OF ETHYLENE	10 183	1 270	775	782 GOODS, SPCL TRANSPORT VEH	129 288	49 382	29 921
572 POLYMERS OF STYRENE	7 379	1 734	1 057	783 ROAD MOTOR VEHICLES NES	34 062	37 729	22 657
573 POLYMERS, VINYL CHLORIDE	4 561	1 471	887	784 PARTS, TRACTORS, MOTOR VEH	4 833	24 137	14 577
574 POLYACETAL, POLYCARBONATE	18 894	6 811	4 129	785 CYCLES, MOTORCYCLES ETC.	169	518	311
575 OTH. PLASTIC, PRIMARY FORM	56 091	14 996	9 076	786 TRAILERS, SEMI-TRAILER, ETC	25 896	9 079	5 484
581 PLASTIC TUBE, PIPE, HOSE	2 296	4 876	2 920	791 RAILWAY VEHICLES, EQUIPNT	757	777	474
582 PLASTIC PLATE, SHEETS, ETC	11 980	6 907	4 170	792 AIRCRAFT, ASSCCTD. EQUIPNT	648	29 536	17 541
583 MONOFILAMENT OF PLASTICS	1 054	1 023	611	793 SHIP, BOAT, FLOAT. STRUCTRS	769	2 715	1 638
591 INSECTICIDES, ETC.	6 671	5 863	3 568	811 PREFABRICATED BUILDINGS	930	215	134
592 STARCHES, INULIN, ETC.	6 427	3 379	2 040	812 PLUMBING, SANITRY, EQPT, ETC	2 580	5 525	3 334
597 PREPD ADDITIVES, LIQUIDS	19 437	5 277	3 177	813 LIGHTING FIXTURES ETC. NES	528	2 463	1 590
598 MISC. CHEMICAL PRODS. NES	35 515	23 070	13 978	821 FURNITURE, CUSHIONS, ETC.	10 015	9 389	5 680
600 CPL IND PLANT CHAP 69-76	150	225	139	831 TRUNK, SUIT-CASES, BAG, ETC	371	573	342
611 LEATHER	8 262	41 760	25 220	841 MENS, BOYS CLOTHNG, X-KNIT	3 290	17 812	10 768
612 MANUFACT. LEATHER ETC. NES	70	262	153	842 WOMEN, GIRL CLOTHNG, XKNIT	1 060	5 174	3 106
613 FURSKINS, TANNED, DRESSED	410	4 352	2 617	843 MENS, BOYS CLOTHING, KNIT	1 319	3 063	1 854
621 MATERIALS OF RUBBER	9 226	3 932	2 382	844 WOMEN, GIRLS CLOTHING. KNIT	3 146	11 181	6 760
625 RUBBER TYRES, TUBES, ETC.	6 472	3 730	2 244	845 OTHR. TEXTILE APPAREL, NES	4 604	15 446	9 350
629 ARTICLES OF RUBBER, NES	1 752	2 788	1 685	846 CLOTHING ACCESSRS, FABRIC	1 767	9 188	5 549
633 CORK MANUFACTURES	44	84	50	848 CLOTHING, NONTXTL. HEADGEAR	1 390	4 301	2 598
				851 FOOTWEAR	8 558	16 965	10 241
				871 OPTICAL INSTRUMENTS, NES	8	255	156

7 IMPORTS AND EXPORTS (SPECIAL TRADE) BY COUNTRIES OF PRODUCTION AND CONSUMPTION AND BY GROUPS OF THE SITC-REV. III 1993

GROUP DESCRIPTION	DT = 100 KG	1 000 DM	1 000 \$	GROUP DESCRIPTION	DT = 100 KG	1 000 DM	1 000 \$
872 MEDICAL INSTRUMENTS NES	1 127	9 951	6 019	778 ELECTRIC.MACH.APPART.NES	76	451	278
873 METERS,COUNTERS,NES	313	3 768	2 278	781 PASS.MOTOR VEHCLS.EX.BUS	1 996	3 835	2 339
874 MEASURE,CONTROL INSTRMNT	622	16 133	9 739	782 GOODS,SPCL TRANSPORT VEH	6 144	1 473	895
881 PHOTOGRAPH APPAR.ETC.NES	202	2 102	1 261	783 ROAD MOTOR VEHICLES NES	1 060	413	253
882 PHOTO.CINEMATOGRPH.SUPPL	957	2 012	1 216	784 PARTS,TRACTORS,MOTOR VEH	201	707	424
884 OPTICAL GOODS NES	114	1 929	1 165	786 TRAILERS,SEMI-TRAILR,ETC	755	168	102
885 WATCHES AND CLOCKS	104	2 403	1 446	812 PLUMBING,SANITRY,EQPT.ETC	33	55	34
891 ARMS AND AMMUNITION	26	98	60	846 OTHR.TEXTILE APPAREL,NES	24	64	37
892 PRINTED MATTER	3 158	3 503	2 103	846 CLOTHING ACCESSRS,FABRIC	31	149	88
893 ARTICLES,NES,OF PLASTICS	18 839	14 404	8 711	851 FOOTWEAR	50	144	88
894 BABY CARRIAGE,TOYS,GAMES	2 040	4 683	2 807	872 MEDICAL INSTRUMENTS NES	15	358	214
895 OFFICE,STATIONERY SUPPLS	1 006	2 626	1 580	874 MEASURE,CONTROL INSTRMNT		94	58
896 WORKS OF ART,ANTIQUE ETC	7	67	40	893 ARTICLES,NES,OF PLASTICS	65	96	56
897 GOLD,SILVERWARE,JEWEL NES	81	1 404	856	899 MISC MANUFCTRD GOODS NES	48	389	236
898 MUSICAL INSTRUMENTS,ETC.	756	4 200	2 543				
899 MISC MANUFCTRD GOODS NES	2 607	18 027	10 855	SERB MONTNEG			
941 COMPL IND PLANT CHAPT 99	10	70	43				
971 GOLD,NONMONTNRY EXCL DRES	11	68	40	IMPORTS	1 523	1 011	605
BOS HERZEGOV				625 RUBBER TYRES,TUBES,ETC.	393	153	92
IMPORTS	56 386	25 455	15 441	772 ELEC.SWITCH,RELAY,CIRCUIT	8	68	41
058 FRUIT,PRESERVED,PREPARED	4 271	1 055	652	778 ELECTRIC.MACH.APPART.NES	15	157	95
112 ALCOHOLIC BEVERAGES	6 096	1 679	1 008	841 MENS,BOYS CLOTHING,X-KNIT	12	75	45
248 WOOD, SIMPLY WORKED	539	63	39	843 MENS,BOYS CLOTHING,KNIT	38	88	53
523 METAL.SALTS,INORGAN.ACID	924	56	32	EXPORTS	231 009	43 183	26 013
541 MEDICINES,ETC.EXC.GRP542	40	125	75	011 BOVINE MEAT	2 976	539	326
554 SOAP,CLEANERS,POLISH,ETC	638	73	43	024 CHEESE AND CURD	729	146	85
571 POLYMERS OF ETHYLENE	455	54	33	034 FISH,FRESH,CHILLED,FROZN	613	175	108
598 MISC.CHEMICAL PRODS,NES	29 382	2 104	1 286	037 FISH ETC.PRPD,PRSD,NES	168	73	43
634 VENEERS,PLYWOOD,ETC.	565	136	80	046 MEAL,FLOUR OF WHEAT,MSLN	129 466	4 678	2 851
641 PAPER AND PAPERBOARD	1 195	50	31	056 VEGETABLES,PRPD,PRSD,NES	700	419	246
652 COTTON FABRICS,WOVEN	69	96	58	061 SUGARS,MOLASSES,HONEY	64 804	3 338	1 965
658 TEXTILE ARTICLES NES	508	799	487	073 CHOCOLATE,OTH.COCOA PREP	521	231	135
679 TUBES,PIPES,ETC.IRON,STL	425	57	36	081 ANIMAL FEED STUFF	7 501	829	498
682 CONTAINERS,STORAGE,TRNSP	160	52	32	232 SYNTHETIC RUBBER,ETC.	215	95	59
694 NAILS,SCREWS,NUTS,ETC.	520	126	77	278 OTHER CRUDE MINERALS	670	59	35
695 TOOLS	110	714	435	422 FIXED VEG.FAT,OILS,OTHER	7 014	720	434
699 MANUFACTS.BASE METAL,NES	37	134	81	512 ALCOHOL,PHENOL,ETC.DERIV	55	357	215
742 PUMPS FOR LIQUIDS,PARTS	40	98	60	513 CARBOXYLIC ACIDS,DERIVTS	233	244	147
743 PUMPS NES,CENTRIFUGS ETC	1 334	996	610	515 ORGANO-INORGANIC COMPNDS	7	2 190	1 284
747 TAPS,COCKS,VALVES,ETC.	251	108	66	516 OTHER ORGANIC CHEMICALS	108	130	79
771 ELECT POWER MACHNY,PARTS	157	120	75	523 METAL.SALTS,INORGAN.ACID	108	51	31
778 ELECTRIC.MACH.APPART.NES	1 236	289	178	533 PIGMENTS, PAINTS, ETC.	32	68	42
781 PASS.MOTOR VEHCLS.EX.BUS	711	332	202	541 MEDICINES,ETC.EXC.GRP542	183	4 597	2 768
792 AIRCRAFT,ASSTCTD.EQUIPNT	88	693	423	542 MEDICAMENTS	786	4 045	2 458
821 FURNITURE,CUSHIONS,ETC.	926	299	181	551 ESSNTL.OIL,PERFUME,FLAVR	100	278	173
841 MENS,BOYS CLOTHING,X-KNIT	176	605	371	574 POLYACETAL,POLYCARBONATE	77	67	39
842 WOMEN,GIRL CLOTHING,XKNIT	1 150	8 024	4 855	575 OTH.PLASTIC,PRIMARY FORM	53	65	39
843 MENS,BOYS CLOTHING,KNIT	25	75	44	581 PLASTIC TUBE,PIPE,HOSE	117	242	147
844 WOMEN,GIRLS CLOTHING,KNIT	16	77	47	582 PLASTIC PLATE,SHEETS,ETC	79	181	107
845 OTHR.TEXTILE APPAREL,NES	222	1 407	855	591 INSECTICIDES,ETC.	110	122	73
851 FOOTWEAR	39	156	95	592 STARCHES,INULIN,ETC.	106	71	44
892 PRINTED MATTER	1 496	2 671	1 615	598 MISC.CHEMICAL PRODS,NES	681	404	253
894 BABY CARRIAGE,TOYS,GAMES	3	49	30	621 MATERIALS OF RUBBER	42	65	39
EXPORTS	309 394	57 488	34 796	629 ARTICLES OF RUBBER, NES	5	80	48
016 MEAT,ED.OFFL,DRY,SLT,SMK	189	89	54	641 PAPER AND PAPERBOARD	1 392	400	245
017 MEAT,OFFL,PRPD,PRSD,NES	331	109	67	642 PAPER,PAPERBOARD,CUT ETC	2 356	1 203	727
022 MILK AND CREAM	2 996	750	460	651 TEXTILE YARN	70	1 995	1 211
024 CHEESE AND CURD	609	220	130	653 FABRICS,MAN-MADE FIBRES	12	90	53
025 EGGS,BIRDS,YOLKS,ALBUMIN	568	151	90	654 OTH.TEXTILE FABRIC,WOVEN	17	68	41
037 FISH ETC.PRPD,PRSD,NES	10 612	4 618	2 821	658 TEXTILE ARTICLES NES	377	268	160
046 MEAL,FLOUR OF WHEAT,MSLN	198 874	8 604	5 164	665 GLASSWARE	190	89	56
048 CEREAL PREPARATIONS	327	95	56	684 ALUMINIUM	1 014	244	148
054 VEGETABLES	14 687	297	182	694 NAILS,SCREWS,NUTS,ETC.	7	52	30
061 SUGARS,MOLASSES,HONEY	3 391	259	155	728 OTH.MACH,PTS,SPCL INDUST	36	253	152
073 CHOCOLATE,OTH.COCOA PREP	633	300	181	748 TRANSMISSIONS SHAFTS ETC	69	107	64
081 ANIMAL FEED STUFF	448	48	30	749 NON-ELECT MACH.PARTS,ETC	69	239	140
091 MARGARINE AND SHORTENING	1 883	247	155	772 ELEC.SWITCH,RELAY,CIRCUIT	210	51	30
098 EDIBLE PROD.PREPRNTS,NES	968	332	203	774 ELECTRO-MEDCL,XRAY EQUIP	69	3 348	2 036
292 CRUDE VEG.MATERIALS, NES	102	58	36	781 PASS.MOTOR VEHCLS.EX.BUS	437	117	71
421 FIXED VEG.FAT,OILS, SOFT	5 404	663	404	784 PARTS,TRACTORS,MOTOR VEH	140	701	419
431 ANIMAL,VEG.FATS,OILS,NES	576	101	63	846 CLOTHING,NONXTXL;HEADGEAR	574	284	177
533 PIGMENTS, PAINTS, ETC.	381	167	99	851 FOOTWEAR	417	1 224	727
592 STARCHES,INULIN,ETC.	150	51	32	872 MEDICAL INSTRUMENTS NES	3 925	2 373	1 400
598 MISC.CHEMICAL PRODS,NES	314	105	63	874 MEASURE,CONTROL INSTRMNT	202	110	66
641 PAPER AND PAPERBOARD	709	273	168	882 PHOTO.CINEMATOGRPH.SUPPL	170	709	419
642 PAPER,PAPERBOARD,CUT ETC	497	159	98	884 OPTICAL GOODS NES	134	79	48
651 TEXTILE YARN	105	186	115	892 PRINTED MATTER	469	148	86
652 COTTON FABRICS,WOVEN	2 030	2 442	1 481	893 ARTICLES,NES,OF PLASTICS	44	95	57
653 FABRICS,MAN-MADE FIBRES	496	2 466	1 495	899 MISC MANUFCTRD GOODS NES	659	389	236
654 OTH.TEXTILE FABRIC,WOVEN	302	1 739	1 042	MACEDONIA			
655 KNIT,CROCHET,FABRIC NES	139	575	340	IMPORTS	1 073 616	490 398	296 593
656 TULLE,LACE,EMBROIDRY,ETC	18	220	133	054 VEGETABLES	12 606	3 145	1 940
657 SPECIAL YARN,TXTL.FABRIC	65	282	172	056 VEGETABLES,PRPD,PRSD,NES	10 305	2 275	1 387
663 MINERAL MANUFACTURES,NES	420	77	48	057 FRUIT,NUTS EXCL.OIL NUTS	8 779	1 179	705
673 FLAT-ROLLED IRON ETC.	2 994	331	203	058 FRUIT,PRESERVED,PREPARED	271 068	50 838	30 921
674 FLAT-ROLLED PLATED IRON	2 558	375	229	059 FRUIT,VEGETABLE JUICES	7 134	1 856	1 125
675 FLAT-ROLLED, ALLOY STEEL	61	50	30	075 SPICES	8 161	2 088	1 263
678 WIRE OF IRON OR STEEL	823	124	75	098 EDIBLE PROD.PREPRNTS,NES	3 096	317	190
679 TUBES,PIPES,ETC.IRON,STL	357	120	73	112 ALCOHOLIC BEVERAGES	231 049	25 217	15 304
683 NICKEL	30	70	44	121 TOBACCO,UNMANUFACTURED	4 877	4 278	2 530
684 ALUMINIUM	234	302	185	211 HIDES,SKINS(EX.FURS),RAW	711	145	88
695 TOOLS	59	546	328	223 OILSEED(OTH.FIX.VEG.OIL)	3 295	879	536
699 MANUFACTS.BASE METAL,NES	145	335	203	248 WOOD, SIMPLY WORKED	4 525	698	423
716 ROTATING ELECTRIC PLANT	29	87	52	266 SYNTHETIC FIBRES	9 234	1 734	1 061
723 CIVIL ENGINEERING EQUIPT	490	69	42	273 STONE, SAND AND GRAVEL	1 949	148	92
724 TEXTILE,LEATHER MACHINES		48	30	282 FERROUS WASTE AND SCRAP	765	53	31
725 PAPER,PULP MILL MACHINES	175	130	80	288 NON-FERROUS WASTE,SCRAP	4 442	912	563
743 PUMPS NES,CENTRIFUGS ETC	29	58	36	289 PREC.METAL DRES,CONCTRIS		70	41
752 AUTOMATC.DATA PROC.EQUIP	14	57	34	291 CRUDE ANIMAL MATERIALS,NES	179	347	211
764 TELECOMM.EQUIP.PARTS NES	4	124	74	292 CRUDE VEG.MATERIALS, NES	4 066	1 022	620
772 ELEC.SWITCH,RELAY,CIRCUIT	9	89	55	431 ANIMAL,VEG.FATS,OILS,NES	4 090	193	116
773 ELECTR DISTRIBT.EQPT NES	70	58	34	524 OTHER CHEMICAL COMPOUNDS	30	551	329
775 DOM.ELEC,NON-ELEC.EQUIPT	14	96	58				

7 IMPORTS AND EXPORTS (SPECIAL TRADE) BY COUNTRIES OF PRODUCTION AND CONSUMPTION AND BY GROUPS OF THE SITC-REV. III 1993

GROUP DESCRIPTION	DT = 100 KG	1 000 DM	1 000 \$	GROUP DESCRIPTION	DT = 100 KG	1 000 DM	1 000 \$
551 ESSNTL.OIL,PERFUME,FLAVR	471	145	80	512 ALCOHOL,PHENOL,ETC.DERIV	1 116	434	262
581 PLASTIC TUBE,PIPE,HOSE	1	55	33	513 CARBOXYLIC ACIDS,DERIVTS	4 129	1 258	762
582 PLASTIC PLATE,SHEETS,ETC	2 279	1 772	1 078	514 NITROGEN-FUNCT.COMPOUNDS	289	147	88
611 LEATHER	53	178	109	515 ORGANO-INORGANIC COMPNDS	469	411	250
613 FURS,SKINS,TANNED,DRESSED	608	1 325	798	516 OTHER ORGANIC CHEMICALS	1 155	432	259
625 RUBBER TYRES,TUBES,ETC.	390	178	106	522 INORGANIC CHEM.ELEMENTS	1 349	553	335
629 ARTICLES OF RUBBER, NES	1 376	644	390	523 METAL.SALTS,INORGAN.ACID	4 337	1 055	628
634 VENEERS, PLYWOOD, ETC.	4 407	834	504	524 OTHER CHEMICAL COMPOUNDS	290	98	60
635 WOOD MANUFACTURES, NES	2 126	476	288	531 SYNTH.COLOURS,LAKES,ETC.	2 441	5 686	3 418
641 PAPER AND PAPERBOARD	538	160	99	532 DYEING,TANNING MATERIALS	3 913	909	549
642 PAPER,PAPERBOARD,CUT ETC	60	60	37	533 PIGMENTS, PAINTS, ETC.	6 310	4 422	2 678
651 TEXTILE YARN	2 280	4 414	2 681	541 MEDICINES,ETC.EXC.GRP542	89	1 274	771
652 COTTON FABRICS, WOVEN	259	278	170	542 MEDICAMENTS	154	949	568
653 FABRICS,MAN-MADE FIBRES	1 102	1 921	1 171	551 ESSNTL.OIL,PERFUME,FLAVR	952	1 413	860
654 OTH.TEXTILE FABRIC,WOVEN	172	68	42	553 PERFUMERY,COSMETICS,ETC.	909	416	250
655 KNIT.CROCHET.FABRIC NES	478	911	556	554 SOAP,CLEANERS,POLISH,ETC	11 743	3 164	1 912
657 SPECIAL YARN,TXTL.FABRIC	130	144	86	571 POLYMERS OF ETHYLENE	1 469	325	196
658 TEXTILE ARTICLES NES	19 039	18 516	11 136	573 POLYMERS,VINYL CHLORIDE	1 987	477	295
661 LIME,CEMENT,CONSTR.MATRL	4 272	413	250	574 POLYACETAL,POLYCARBONATE	751	572	347
662 CLAY,REFRCT.CONSTR.MATRL	67 543	4 822	2 908	575 OTH.PLASTIC,PRIMARY FORM	11 705	3 359	2 026
663 MINERAL MANUFACTURES,NES	4 999	1 244	750	581 PLASTIC TUBE,PIPE,HOSE	107	310	189
684 GLASS	473	103	62	582 PLASTIC PLATE,SHEETS,ETC	1 739	1 381	834
685 GLASSWARE	11 686	6 291	3 820	583 MONOFILAMENT OF PLASTICS	433	204	121
686 POTTERY	1 607	773	468	591 INSECTICIDES, ETC.	1 049	801	497
671 PIG IRON,SPIEGELEISN,ETC	40 760	3 970	2 413	592 STARCHES,INULIN,ETC.	694	350	207
673 FLAT-ROLLED IRON ETC.	69 070	3 224	1 990	597 PREPRD ADDITIVES,LIQUIDS	2 837	1 212	731
679 TUBES,PIPES,ETC.IRON,STL	584	60	35	598 MISC.CHEMICAL PRDCTS,NES	8 656	4 661	2 821
681 SILVER,PLATINUM,ETC.	249	6 005	3 677	611 LEATHER	170	949	569
682 COPPER	5 377	1 021	618	612 MANUFACT. LEATHER ETC.NES	6	102	61
684 ALUMINIUM	13 080	3 802	2 310	613 FURS,SKINS,TANNED,DRESSED	50	87	54
686 ZINC	41 148	5 943	3 592	621 MATERIALS OF RUBBER	3 210	951	579
689 MISC.NON-FERR.BASE METAL	80	96	56	625 RUBBER TYRES,TUBES,ETC.	1 666	615	372
692 CONTAINERS,STORAGE,TRNSP	240	77	45	629 ARTICLES OF RUBBER, NES	79	381	226
694 NAILS,SCREWS,NUTS,ETC.	6 187	740	447	634 VENEERS, PLYWOOD, ETC.	765	143	88
695 TOOLS	173	890	530	635 WOOD MANUFACTURES, NES	287	165	98
697 HOUSEHOLD EQUIPMENT,NES	4 465	3 197	1 956	641 PAPER AND PAPERBOARD	23 505	5 011	3 003
699 MANUFACTS.BASE METAL,NES	1 793	583	352	642 PAPER,PAPERBOARD,CUT ETC	20 738	7 162	4 306
713 INTRNL COMBUS PSTN ENGIN	11	104	61	651 TEXTILE YARN	3 413	6 838	4 102
716 ROTATING ELECTRIC PLANT	857	1 401	842	652 COTTON FABRICS, WOVEN	17 157	51 719	31 253
731 METAL REMOVAL WORK TOOLS	184	97	60	653 FABRICS,MAN-MADE FIBRES	17 572	52 360	31 643
735 PARTS,NES.FOR MACH-TOOLS	21	58	36	654 OTH.TEXTILE FABRIC,WOVEN	3 682	11 249	6 779
737 METALWORKING MACHNRY NES	92	205	125	655 KNIT.CROCHET.FABRIC NES	2 187	4 757	2 860
742 PUMPS FOR LIQUIDS,PARTS	222	133	78	656 TULLE,LACE,EMBROIDRY,ETC	591	4 188	2 526
743 PUMPS NES,CENTRIFUGS ETC	237	318	190	657 SPECIAL YARN,TXTL.FABRIC	3 026	8 839	5 350
744 MECHANICAL HANDLING EQUIP	259	238	143	658 TEXTILE ARTICLES NES	203	544	325
745 OTH.NONELEC MCH,TOOL,NES	294	136	84	659 FLOOR COVERINGS, ETC.	33	171	102
747 TAPS,COCKS,VALVES,ETC.	1 692	1 004	616	662 CLAY,REFRCT.CONSTR.MATRL	9 531	1 133	683
748 TRANSMISSIONS SHAFTS ETC	24	141	87	663 MINERAL MANUFACTURES,NES	3 677	2 038	1 228
771 ELECT POWER MACHNY,PARTS	58	1 203	728	664 GLASS	1 411	560	342
772 ELEC. SWITCH.RELAY.CIRCUIT	64	382	232	665 GLASSWARE	289	140	87
773 ELECTR DISTRIB.EQPT NES	78 430	21 248	12 895	667 PEARLS,PRECIOUS STONES	.	.	.
775 DOM.ELEC,NON-ELEC.EQUIPT	2 323	1 357	820	671 PIG IRON,SPIEGELEISN,ETC	3 308	599	363
778 ELECTRIC.MACH.APPART.NES	469	218	130	673 FLAT-ROLLED IRON ETC.	6 569	769	470
784 PARTS,TRACTORS,MOTOR VEH	1 207	1 708	1 032	674 FLAT-ROLLED PLATED IRON	134	70	42
791 RAILWAY VEHICLES,EQUIPNT	57	108	66	675 FLAT-ROLLED, ALLOY STEEL	1 698	882	538
812 PLUMBING,SANITRY,EQPT.ETC	3 937	562	341	676 IRON,STL.BAR,SHAPES ETC.	1 881	669	408
813 LIGHTING FIXTURES ETC.NES	102	78	47	678 WIRE OF IRON OR STEEL	1 302	569	340
821 FURNITURE,CUSHIONS,ETC.	4 687	1 579	964	679 TUBES,PIPES,ETC.IRON,STL	1 555	392	239
841 MENS,BOYS CLOTHING,X-KNIT	26 061	104 591	63 056	681 SILVER,PLATINUM,ETC.	1	49	30
842 WOMEN,GIRL CLOTHING,XKNIT	19 398	95 053	57 357	682 COPPER	3 365	1 943	1 185
843 MENS,BOYS CLOTHING,KNIT	2 442	6 297	3 793	683 NICKEL	27	60	35
844 WOMEN,GIRLS CLOTHING,KNIT	1 893	6 052	3 651	684 ALUMINIUM	1 419	687	420
845 OTHR.TEXTILE APPAREL,NES	9 593	25 098	15 133	687 TIN	90	83	49
846 CLOTHING ACCESSRS,FABRIC	595	2 180	1 324	691 METALLIC STRUCTURES NES	183	72	43
848 CLOTHING,NONTEXTL;HEADGEAR	4 363	12 185	7 350	692 CONTAINERS,STORAGE,TRNSP	778	360	219
851 FOOTWEAR	11 699	30 422	18 431	693 WIRE PRODUCTS EXCL.ELECT	1 089	320	192
874 MEASURE,CONTROL INSTRMNT	4	117	70	694 NAILS,SCREWS,NUTS,ETC.	487	225	134
897 GOLD,SILVERWARE,JEWEL NES	5	717	434	695 TOOLS	86	842	510
899 MISC MANUFCTRD GOODS NES	958	332	201	697 HOUSEHOLD EQUIPMENT,NES	814	842	505
EXPORTS	482 556	412 063	248 949	699 MANUFACTS.BASE METAL,NES	1 003	1 670	1 011
001 LIVE ANIMALS	984	336	205	711 STEAM GENER. BOILERS,ETC.	12	72	44
011 BOVINE MEAT	7 380	1 198	720	713 INTRNL COMBUS PSTN ENGIN	3 887	10 985	6 628
012 OTHER MEAT, MEAT OFFAL	273	60	36	716 ROTATING ELECTRIC PLANT	75	239	181
024 CHEESE AND CURD	922	546	328	721 AGRIC.MACHINES,EX.TRACTR	157	240	145
037 FISH ETC.PREPRD,PRSD,NES	518	231	143	722 TRACTORS	788	1 327	789
041 WHEAT, MESLIN, UNMILLED	55 000	970	567	723 CIVIL ENGINEERING EQUIPT	3 645	7 281	4 482
046 MEAL,FLOUR OF WHEAT,MSLN	15 688	810	501	724 TEXTILE,LEATHER MACHINES	3 546	8 737	5 292
048 CEREAL PREPARATIONS	153	103	63	725 PAPER,PULP MILL MACHINES	212	919	556
056 VEGETABLES,PRPD,PRSD,NES	268	102	726	726 PRINTING,BOOKBINDING MACHS	591	3 545	2 150
057 FRUIT,NUTS EXCL.OIL NUTS	1 389	314	192	727 FOOD-PROCESS.MCH.NON DOM	210	1 532	904
058 FRUIT,PRESERVED,PREPARED	600	84	39	728 OTH.MACH,PTS,SPCL INDUST	2 196	13 758	8 337
061 SUGARS,MOLASSES,HONEY	12 743	1 326	809	731 METAL REMOVAL WORK TOOLS	425	603	366
071 COFFEE,COFFEE SUBSTITUTE	113	114	70	733 MACH-TOOLS,METAL-WORKING	138	292	176
072 COCOA	211	49	30	735 PARTS,NES.FOR MACH-TOOLS	31	232	140
073 CHOCOLATE,OTH.COCOA PREP	2 280	1 185	711	737 METALWORKING MACHNRY NES	604	3 073	1 892
081 ANIMAL FEED STUFF	8 426	683	418	741 HEATING,COOLING EQUIP.PART	415	1 546	927
091 MARGARINE AND SHORTENING	786	139	85	742 PUMPS FOR LIQUIDS,PARTS	249	1 350	818
098 EDIBLE PROD.PREPRTRS,NES	1 835	1 194	717	743 PUMPS NES,CENTRIFUGS ETC	892	1 869	1 133
112 ALCOHOLIC BEVERAGES	205	116	72	744 MECHANICAL HANDLING EQUIP	127	356	219
121 TOBACCO, UNMANUFACTURED	253	190	115	745 OTH.NONELEC MCH,TOOL,NES	3 684	6 849	4 188
122 TOBACCO, MANUFACTURED	3 208	7 083	4 319	746 BALL OR ROLLER BEARINGS	598	1 753	1 059
211 HIDES,SKINS(EX.FURS),RAW	2 611	595	359	747 TAPS,COCKS,VALVES,ETC.	84	766	466
232 SYNTHETIC RUBBER, ETC.	2 507	627	379	748 TRANSMISSIONS SHAFTS ETC	125	638	384
266 SYNTHETIC FIBRES	4 775	1 341	812	749 NON-ELECT MACH.PARTS,ETC	193	829	501
267 OTHER MAN-MADE FIBRES	4 161	2 535	1 525	751 OFFICE MACHINES	316	2 814	1 693
268 WOOL, OTHER ANIMAL HAIR	99	136	81	752 AUTOMATC.DATA PROC.EQUIP	75	2 794	1 674
273 STONE, SAND AND GRAVEL	908	78	48	753 FOR OFFICE MACHINS	33	828	500
278 OTHER CRUDE MINERALS	20 279	610	374	761 TELEVISION RECEIVERS ETC	207	565	340
291 CRUDE ANIMAL MATERLS,NES	105	66	40	762 RADIO-BROADCAST RECEIVER	151	468	285
292 CRUDE VEG.MATERIALS, NES	261	472	279	763 SOUND RECORDER,PHONOGRPH	54	339	200
334 PETROLEUM PRODUCTS	7 844	3 301	2 017	764 TELECOMM.EQUIP.PARTS NES	97	713	433
335 RESIDUAL PETROL.PRODUCTS	783	119	72	771 ELECT POWER MACHNY,PARTS	64	1 295	787
411 ANIMAL OILS AND FATS	123	66	39	772 ELEC. SWITCH.RELAY.CIRCUIT	367	2 324	1 383
421 FIXED VEG.FAT,OILS, SOFT	512	62	38	773 ELECTR DISTRIB.EQPT NES	358	253	155
431 ANIMAL,VEG.FATS,OILS,NES	2 206	458	275	774 ELECTRO-MEDCL,XRAY EQUIP	97	3 455	2 093
511 HYDROCARBONS,NES,DERIVTS	4 393	389	239	775 DOM.ELEC,NON-ELEC.EQUIPT	777	1 676	1 010
				776 TRANSISTORS,VALVES,ETC.	6	354	216
				778 ELECTRIC.MACH.APPART.NES	6 140	4 121	2 480

7 IMPORTS AND EXPORTS (SPECIAL TRADE) BY COUNTRIES OF PRODUCTION AND CONSUMPTION AND BY GROUPS OF THE SITC-REV. III 1993

GROUP DESCRIPTION	DT = 100 KG	1 000 DM	1 000 \$	GROUP DESCRIPTION	DT = 100 KG	1 000 DM	1 000 \$
781 PASS.MOTOR VEHCLS.EX.BUS	3 690	9 667	5 798	894 BABY CARRIAGE, TOYS, GAMES	197	88	53
782 GOODS, SPCL TRANSPORT VEH	21 297	9 219	5 517	896 WORKS OF ART, ANTIQUE ETC	55	81	49
783 ROAD MOTOR VEHICLES NES	10 990	8 287	4 988	899 MISC MANUFCTRD GOODS NES	257	183	113
784 PARTS, TRACTORS, MOTOR VEH	5 273	13 776	8 349				
785 CYCLES, MOTORCYCLES ETC.	64	122	73	EXPORTS	3 283 933	1 044 104	630 621
786 TRAILERS, SEMI-TRAILER, ETC	14 758	5 815	3 522	001 LIVE ANIMALS	11 913	3 556	2 161
813 LIGHTING FIXTURES ETC. NES	95	168	99	022 MILK AND CREAM	5 343	859	518
821 FURNITURE, CUSHIONS, ETC.	696	846	511	023 BUTTER, OTHER FAT OF MILK	161	53	31
831 TRUNK, SUIT-CASES, BAG, ETC	34	119	69	024 CHEESE AND CURD	3 509	1 139	684
841 MENS, BOYS CLOTHING, X-KNIT	686	3 174	1 942	037 FISH ETC. PREPD, PRSVD, NES	6 343	3 070	1 831
842 WOMEN, GIRL CLOTHING, X-KNIT	278	1 109	666	041 WHEAT, MESLIN, UNMILLED	66 562	1 501	928
843 MENS, BOYS CLOTHING, KNIT	188	478	290	043 BARLEY, UNMILLED	272 421	4 545	2 781
844 WOMEN, GIRLS CLOTHING, KNIT	39	119	69	048 CEREAL PREPARATIONS	1 015	672	402
845 OTHR. TEXTILE APPAREL, NES	208	503	301	054 VEGETABLES	246	214	128
846 CLOTHING ACCESSRS, FABRIC	1 310	4 785	2 867	056 VEGETABLES, PRPD, PRSVD, NES	144	61	36
848 CLOTHING, NONTXLT; HEADGEAR	448	1 255	754	057 FRUIT, NUTS EXCL. OIL NUTS	192	158	92
851 FOOTWEAR	3 444	3 855	2 329	061 SUGARS, MOLASSES, HONEY	436	59	35
872 MEDICAL INSTRUMENTS NES	95	1 554	920	073 CHOCOLATE, OTH. COCOA PREP	195	110	67
873 METERS, COUNTERS, NES	11	300	185	081 ANIMAL FEED STUFF	15 843	1 154	681
874 MEASURE, CONTROL INSTRMNT	138	2 097	1 245	098 EDIBLE PROD. PREPRTNS, NES	333	382	233
881 PHOTOGRAPH APPAR, ETC. NES	30	270	160	112 ALCOHOLIC BEVERAGES	2 129	282	168
882 PHOTO. CINEMATOGRPH. SUPPL	796	1 230	742	122 TOBACCO, MANUFACTURED	12 136	14 147	8 476
885 WATCHES AND CLOCKS	5	122	72	211 HIDES, SKINS (EX. FURS), RAW	825	115	70
892 PRINTED MATTER	244	686	409	222 OILSEED (SFT. FIX VEG. OIL)	300 027	11 631	6 991
893 ARTICLES, NES, OF PLASTICS	3 544	2 954	1 783	232 SYNTHETIC RUBBER, ETC.	9 008	1 811	1 101
894 BABY CARRIAGE, TOYS, GAMES	436	687	420	248 WOOD, SIMPLY WORKED	14 840	440	269
895 OFFICE, STATIONERY SUPPLS	143	706	425	263 COTTON	1 084	247	147
897 GOLD, SILVERWARE, JEWEL NES	41	58	34	266 SYNTHETIC FIBRES	74 334	19 391	11 764
898 MUSICAL INSTRUMENTS, ETC.	143	513	311	267 OTHER MAN-MADE FIBRES	9 869	3 820	2 289
899 MISC MANUFCTRD GOODS NES	1 276	7 665	4 633	268 WOOL, OTHER ANIMAL HAIR	1 877	1 804	1 098
				269 WORN CLOTHING, TEXTL. ARTL	1 068	271	165
MOROCCO				272 FERTILIZERS, CRUDE	1 165	78	48
IMPORTS	3 126 299	902 872	545 940	274 SULPHUR, UNRSTD. IRON PYRS	624	52	30
034 FISH, FRESH, CHILLED, FROZN	3 351	3 324	2 010	278 OTHER CRUDE MINERALS	39 929	988	599
036 CRUSTACEANS, MOLLUSCS ETC	600	352	214	287 ORE, CONCENTR. BASE METALS	810	58	34
037 FISH ETC. PREPD, PRSVD, NES	52 696	33 648	20 342	292 CRUDE VEG. MATERIALS, NES	3 774	3 893	2 315
054 VEGETABLES	332 423	46 786	28 400	322 BRIQUETTES, LIGNITE, PEAT	174 458	3 730	2 243
056 VEGETABLES, PRPD, PRSVD, NES	39 636	6 347	3 849	334 PETROLEUM PRODUCTS	1 175	332	198
057 FRUIT, NUTS EXCL. OIL NUTS	893 614	79 259	47 952	335 RESIDUAL PETROL. PRODUCTS	15 994	1 269	759
058 FRUIT, PRESERVED, PREPARED	15 706	2 503	1 520	342 LIQUEFIED PROPANE, BUTANE	18 100	415	243
059 FRUIT, VEGETABLE JUICES	15 821	2 165	1 316	411 ANIMAL OILS AND FATS	21	76	47
071 COFFEE, COFFEE SUBSTITUTE	614	184	108	421 FIXED VEG. FAT, OILS, SOFT	335 587	25 217	15 233
075 SPICES	5 089	1 488	901	431 ANIMAL, VEG. FATS, OILS, NES	8 536	1 403	838
081 ANIMAL FEED STUFF	15 117	927	574	511 HYDROCARBONS, NES, DERIVTS	3 075	598	362
098 EDIBLE PROD. PREPRTNS, NES	369	2 209	1 338	512 ALCOHOL, PHENOL, ETC. DERIV	7 716	1 341	813
111 NON-ALCOHOL. BEVERAGE, NES	2 580	83	51	513 CARBOXYLIC ACIDS, DERIVTS	28 595	3 826	2 342
121 TOBACCO, UNMANUFACTURED	2 971	955	570	514 NITROGEN-FUNCT. COMPOUNDS	1 912	761	455
251 PULP AND WASTE PAPER	2 048	141	87	515 ORGANO-INORGANIC COMPNDS	646	4 220	2 559
265 VEGETABLE TEXTILE FIBRES	1 241	77	48	516 OTHER ORGANIC CHEMICALS	1 054	681	402
272 FERTILIZERS, CRUDE	1 012 898	7 955	4 859	522 INORGANIC CHEM. ELEMENTS	13 996	3 251	1 962
273 STONE, SAND AND GRAVEL	35 307	280	171	523 METAL, SALTS, INORGAN. ACID	22 786	2 781	1 658
278 OTHER CRUDE MINERALS	210 997	2 062	1 229	524 OTHER CHEMICAL COMPOUNDS	4 384	485	291
283 COPPER ORES, CONCENTRATES	83 663	11 804	7 156	531 SYNTH. COLOURS, LAKES, ETC.	5 011	9 144	5 522
287 ORE, CONCENTR. BASE METALS	12 100	1 112	680	532 DYEING, TANNING MATERIALS	6 851	1 389	846
288 NON-FERROUS WASTE, SCRAP	17 915	4 083	2 464	533 PIGMENTS, PAINTS, ETC.	21 590	5 475	3 339
291 CRUDE ANIMAL MATERLS, NES	178	202	122	541 MEDICINES, ETC. EXC. GRP542	904	3 444	2 097
292 CRUDE VEG. MATERIALS, NES	11 659	9 330	5 641	542 MEDICAMENTS	1 857	3 442	2 089
421 FIXED VEG. FAT, OILS, SOFT	554	98	61	551 ESSNTL. OIL, PERFUME, FLAVR	1 818	3 088	1 864
431 ANIMAL, VEG. FATS, OILS, NES	245	91	56	553 PERFUMERY, COSMETICS, ETC.	242	329	192
522 INORGANIC CHEM. ELEMENTS	5 454	142	86	554 SOAP, CLEANERS, POLISH, ETC	14 945	4 430	2 714
551 ESSNTL. OIL, PERFUME, FLAVR	50	314	188	562 FERTILIZER, EXCEPT GRP272	447 791	8 894	5 385
562 FERTILIZER, EXCEPT GRP272	146 530	3 149	1 868	571 POLYMERS OF ETHYLENE	29 683	4 024	2 424
611 LEATHER	56	334	200	572 POLYMERS OF STYRENE	15 587	2 975	1 807
612 MANUFACT. LEATHER ETC. NES	48	138	83	573 POLYMERS, VINYL CHLORIDE	1 364	636	388
625 RUBBER TYRES, TUBES, ETC.	583	385	230	574 POLYACETAL, POLYCARBONATE	41 031	8 672	5 228
633 CORK MANUFACTURES	3 046	664	399	575 OTH. PLASTIC, PRIMARY FORM	26 401	9 952	5 998
634 VENEERS, PLYWOOD, ETC.	1 827	358	217	581 PLASTIC TUBE, PIPE, HOSE	47	120	73
635 WOOD MANUFACTURES, NES	636	299	180	582 PLASTIC PLATE, SHEETS, ETC	2 376	5 529	3 915
651 TEXTILE YARN	4 142	2 621	1 581	591 INSECTICIDES, ETC.	6 508	5 962	3 625
652 COTTON FABRICS, WOVEN	317	1 075	648	592 STARCHES, INULIN, ETC.	2 629	1 251	758
653 FABRICS, MAN-MADE FIBRES	164	413	251	597 PREPD ADDITIVES, LIQUIDS	6 774	2 064	1 242
656 TULLE, LACE, EMBROIDRY, ETC	127	165	101	598 MISC. CHEMICAL PRODS. NES	26 684	9 103	5 517
657 SPECIAL YARN, TXTL. FABRIC	1 079	161	99	600 CPL IN PLANT CHAP 69-76	2 692	1 066	648
658 TEXTILE ARTICLES NES	1 805	1 582	953	611 LEATHER	386	797	487
659 FLOOR COVERINGS, ETC.	42 162	50 520	30 552	612 MANUFACT. LEATHER ETC. NES	4	67	42
661 LIME, CEMENT, CONSTR. MATRL	137	108	64	621 MATERIALS OF RUBBER	1 592	1 315	801
663 MINERAL MANUFACTURES, NES	291	185	111	625 RUBBER TYRES, TUBES, ETC.	1 250	949	569
666 POTTERY	466	128	76	629 ARTICLES OF RUBBER, NES	891	1 650	998
699 MANUFACT. BASE METAL, NES	14	67	41	635 WOOD MANUFACTURES, NES	2 861	1 786	1 087
712 STEAM TURBINES	72	160	97	641 PAPER AND PAPERBOARD	20 064	4 636	2 787
714 ENGINES, MOTORS NON-ELECT	9	197	741	642 PAPER, PAPERBOARD, CUT ETC	24 982	5 773	3 467
724 TEXTILE, LEATHER MACHINES	95	301	180	651 TEXTILE YARN	68 330	33 156	20 018
752 AUTOMATC. DATA PROC. EQUIP	5	195	118	652 COTTON FABRICS, WOVEN	24 579	39 546	23 896
759 PARTS, FOR OFFICE MACHINS	2	188	110	653 FABRICS, MAN-MADE FIBRES	59 737	180 824	109 372
764 TELECOMM. EQUIP. PARTS NES	352	3 499	2 120	654 OTH. TEXTILE FABRIC, WOVEN	6 183	26 967	16 267
771 ELECT POWER MACHNY, PARTS	12	350	208	655 KNIT, CROCHET, FABRIC NES	18 515	42 511	25 742
772 ELEC. SWITCH, RELAY, CIRCUIT	582	980	597	656 TULLE, LACE, EMBROIDRY, ETC	1 248	5 923	3 576
773 ELECTR DISTRIB. EQPT NES	96	81	50	657 SPECIAL YARN, TXTL. FABRIC	7 292	13 162	7 973
776 TRANSISTORS, VALVES, ETC.	51	705	423	658 TEXTILE ARTICLES NES	942	3 565	2 163
781 PASS.MOTOR VEHCLS.EX.BUS	72	235	138	659 FLOOR COVERINGS, ETC.	10	125	76
813 LIGHTING FIXTURES ETC. NES	1 326	4 470	2 729	662 CLAY, REFRCT. CONSTR. MATRL	31 292	3 823	2 320
821 FURNITURE, CUSHIONS, ETC.	73	81	50	663 MINERAL MANUFACTURES, NES	1 550	914	547
831 TRUNK, SUIT-CASES, BAG, ETC	495	501	304	664 GLASS	1 174	1 201	719
841 MENS, BOYS CLOTHING, X-KNIT	17 361	62 778	37 857	665 GLASSWARE	508	918	551
842 WOMEN, GIRL CLOTHING, X-KNIT	72 218	368 098	222 599	666 POTTERY	328	302	182
843 MENS, BOYS CLOTHING, KNIT	646	4 711	2 853	671 PIG IRON, SPIEGELEISN, ETC	5 354	267	156
844 WOMEN, GIRLS CLOTHING, KNIT	15 335	71 253	43 021	672 INGOTS ETC. IRON OR STEEL	200 015	5 832	3 515
845 OTHR. TEXTILE APPAREL, NES	17 116	57 027	34 394	673 FLAT-ROLLED IRON ETC.	342 124	19 708	11 868
846 CLOTHING ACCESSRS, FABRIC	11 765	22 183	13 445	674 FLAT-ROLLED PLATED IRON	76 143	10 868	6 589
848 CLOTHING, NONTXLT; HEADGEAR	851	1 361	820	675 FLAT-ROLLED, ALLOY STEEL	5 172	1 089	670
851 FOOTWEAR	4 396	14 665	8 846	676 IRON, STL. BAR, SHAPES ETC.	7 542	653	388
874 MEASURE, CONTROL INSTRMNT	1	48	30	677 RAILWAY TRACK IRON, STEEL	341	61	39
882 PHOTO. CINEMATOGRPH. SUPPL	36	145	88	678 WIRE OF IRON OR STEEL	3 197	569	340
885 WATCHES AND CLOCKS	6	250	151	679 TUBES, PIPES, ETC. IRON, STL	6 381	1 738	1 054
891 ARMS AND AMMUNITION	211	187	114	681 SILVER, PLATINUM, ETC.	2	51	30
892 PRINTED MATTER	38	54	32	682 COPPER	19 271	8 607	5 206
				683 NICKEL	26	100	61

7 IMPORTS AND EXPORTS (SPECIAL TRADE) BY COUNTRIES OF PRODUCTION AND CONSUMPTION AND BY GROUPS OF THE SITC-REV. III 1993

GROUP DESCRIPTION	DT = 100 KG	1 000 DM	1 000 \$	GROUP DESCRIPTION	DT = 100 KG	1 000 DM	1 000 \$
684 ALUMINIUM	13 981	6 728	4 064	781 PASS.MOTOR VEHCLS.EX.BUS	84	83	51
686 ZINC	262	51	30	782 GOODS,SPCL TRANSPORT VEH	100	58	34
691 METALLIC STRUCTURES NES	2 408	4 675	2 803	784 PARTS,TRACTORS,MOTOR VEH	42	51	30
692 CONTAINERS,STORAGE,TRNSP	322	670	403	792 AIRCRAFT,ASSOCTD.EQUIPNT		72	44
693 WIRE PRODUCTS EXCL.ELECT	532	220	131	846 CLOTHING ACCESSRS,FABRIC	125	533	322
694 NAILS,SCREWS,NUTS,ETC.	451	499	298	851 FOOTWEAR	343	905	550
695 TOOLS	438	1 678	1 020	874 MEASURE,CONTROL INSTRMNT	4	227	134
696 CUTLERY	173	900	550				
697 HOUSEHOLD EQUIPMENT,NES	254	224	132	EXPORTS	1 570 638	617 670	371 827
699 MANUFACTS.BASE METAL,NES	2 209	3 023	1 826	001 LIVE ANIMALS	2 912	618	380
700 CPL IND PLANT (84/85/87)	9 826	13 506	8 045	011 BOVINE MEAT	42 817	10 765	6 482
711 STEAM GENER. BOILERS,ETC.	982	1 164	715	022 MILK AND CREAM	5 400	1 597	959
712 STEAM TURBINES	199	4 056	2 464	054 VEGETABLES	754	676	409
713 INTRNL COMBUS PSTN ENGIN	3 101	9 312	5 632	061 SUGARS,MOLASSES,HONEY	13 536	610	371
714 ENGINES,MOTORS NON-ELECT	83	2 816	1 712	081 ANIMAL FEED STUFF	500	80	49
716 ROTATING ELECTRIC PLANT	995	2 620	1 566	232 SYNTHETIC RUBBER, ETC.	206	53	30
718 OTH.POWR.GENRTNG.MACHNRY	4 530	14 374	8 711	251 PULP AND WASTE PAPER	1 960	331	198
721 AGRIC.MACHINES,EX.TRACTR	5 727	4 722	2 831	266 SYNTHETIC FIBRES	485	112	67
722 TRACTORS	745	901	541	278 OTHER CRUDE MINERALS	10 161	283	174
723 CIVIL ENGINEERING EQUIPT	1 783	6 723	4 096	334 PETROLEUM PRODUCTS	990	387	229
724 TEXTILE,LEATHER MACHINES	7 325	31 451	19 076	395 RESIDUAL PETROL.PRODUCTS	5 596	626	384
725 PAPER,PULP MILL MACHINES	1 078	3 716	2 237	411 ANIMAL OILS AND FATS	934	132	78
726 PRINTNG,BOOKBINDNG MACHS	1 374	4 570	2 761	431 ANIMAL,VEG.FATS,OILS,NES	1 307	143	86
727 FOOD-PROCESS.MCH.NON DOM	786	3 051	1 882	511 HYDROCARBONS,NES,DERIVTS	4 807	473	279
728 OTH.MACH.PTS,SPCL INDUST	10 676	27 014	16 288	512 ALCOHOL,PHENOL,ETC.DERIV	2 591	539	323
731 METAL REMOVAL WORK TOOLS	270	1 246	742	513 CARBOXYLIC ACIDS,DERIVTS	15 983	2 904	1 725
733 MACH-TOOLS,METAL-WORKING	622	1 736	1 029	514 NITROGEN-FUNCT.COMPOUNDS	3 926	846	507
735 PARTS,NES,FOR MACH-TOOLS	43	576	347	515 ORGANO-INORGANIC COMPNDS	289	148	91
737 METALWORKING MACHNRY NES	33	277	173	516 OTHER ORGANIC CHEMICALS	410	308	181
741 HEATING,COOLNG EQUIP,PART	1 611	5 737	3 515	522 INORGANIC CHEM.ELEMENTS	10 046	1 601	975
742 PUMPS FOR LIQUIDS,PARTS	1 448	5 492	3 326	523 METAL,SALTS,INORGAN.ACID	14 346	1 108	660
743 PUMPS NES,CENTRIFUGS ETC	1 671	4 707	2 847	531 SYNTH.COLOURS,LAKES,ETC.	724	2 519	1 504
744 MECHANICAL HANDLING EQUIP	6 041	8 546	5 214	532 DYEING,TANNING MATERIALS	1 903	510	312
745 OTH.NONELEC.MCH.TOOL,NES	2 655	28 235	16 776	533 PIGMENTS,PAINTS,ETC.	2 147	1 146	633
746 BALL OR ROLLER BEARINGS	545	1 882	1 132	541 MEDICINES,ETC.EXC.GRPS42	28	570	339
747 TAPS,COCKS,VALVES,ETC.	579	2 829	1 710	542 MEDICAMENTS	437	2 437	1 456
748 TRANSMISSIONS SHAFTS ETC	839	2 882	1 747	551 ESSNTL.OIL,PERFUME,FLAVR	274	1 380	834
749 NON-ELECT.MACH.PARTS,ETC	936	3 530	2 144	553 PERFUMERY,COSMETICS,ETC.	117	79	
751 OFFICE MACHINES	394	3 401	2 060	554 SOAP,CLEANERS,POLISH,ETC	6 791	3 057	1 832
752 AUTOMATC.DATA PROC.EQUIP	832	10 154	6 100	571 POLYMERS OF ETHYLENE	2 246	394	235
759 PARTS,FOR OFFICE MACHINES	99	2 730	1 642	572 POLYMERS OF STYRENE	3 381	835	437
761 TELEVISION RECEIVERS ETC	404	999	608	573 POLYMERS,VINYL CHLORIDE	17 320	3 388	2 047
762 RADIO-BROADCAST RECEIVER	18	197	117	574 POLYACETAL,POLYCARBONATE	1 437	790	481
763 SOUND RECORDER,PHONOGRPH	11	354	211	575 OTH.PLASTIC,PRIMARY FORM	5 371	3 186	1 914
764 TELECOMM.EQUIP,PARTS NES	674	15 100	9 179	581 PLASTIC TUBE,PIPE,HOSE	531	2 006	1 235
771 ELECT POWER MACHNY.PARTS	223	1 172	712	582 PLASTIC PLATE,SHEETS,ETC	716	900	539
772 ELECT.SWITCH.RELAY.CIRCUIT	1 634	6 891	4 159	591 INSECTICIDES,ETC.	2 183	1 575	968
773 ELECTR.DISTRIB. EQPT NES	519	620	382	592 STARCHES,INULIN,ETC.	10 303	757	460
774 ELECTRO-MECL.XRAY EQUIP	210	4 834	2 944	597 PREPRD ADDITIVES,LIQUIDS	1 321	506	303
775 DOM.ELEC.NON-ELEC.EQUIPT	473	837	507	598 MISC.CHEMICAL PRODTS,NES	12 469	7 133	4 255
776 TRANSISTORS,VALVES,ETC.	133	11 046	6 673	600 CPL IND PLANT CHAP 69-76	2 151	517	307
778 ELECTRIC.MACH.APPLT,NES	2 628	6 880	4 136	621 MATERIALS OF RUBBER	1 484	2 965	1 822
781 PASS.MOTOR VEHCLS,EX.BUS	6 585	18 957	11 445	625 RUBBER TYRES,TUBES,ETC.	3 420	1 295	782
782 GOODS,SPCL TRANSPORT VEH	20 462	5 131	3 055	629 ARTICLES OF RUBBER, NES	2 062	4 580	2 789
783 ROAD MOTOR VEHICLES NES	4 534	196	115	634 VENEERS,PLYWOOD,ETC.	365	207	124
784 PARTS,TRACTORS,MOTOR VEH	7 092	9 106	5 542	635 WOOD MANUFACTURES, NES	70	121	73
785 CYCLES,MOTORCYCLES ETC.	202	134	79	641 PAPER AND PAPERBOARD	37 739	9 188	5 527
786 TRAILERS,SEMI-TRAILR,ETC	5 224	2 336	1 392	642 PAPER,PAPERBOARD,CUT ETC	5 833	2 793	1 700
791 RAILWAY VEHICLES.EQUIPNT	62	346	212	651 TEXTILE YARN	34 174	11 268	6 729
792 AIRCRAFT,ASSOCTD.EQUIPNT	5	737	459	652 COTTON FABRICS,WOVEN	1 002	2 646	1 606
800 CPL IND PLANT CHAP 90/94	86	327	199	655 KNIT.CROCHET.FABRIC NES	138	524	316
813 LIGHTING FIXTURES ETC,NES	342	754	458	656 TULLE,LACE,EMBROIDRY,ETC	24	236	141
821 FURNITURE,CUSHIONS,ETC.	627	1 212	731	657 SPECIAL YARN,TXTL.FABRIC	340	2 265	1 353
831 TRUNK,SUIT-CASES,BAG,ETC	33	108	64	661 LIME,CEMENT,CONSTR.MATRL	121 302	1 737	1 042
841 MENS,BOYS CLOTHING,X-KNIT	1 603	6 312	3 827	662 CLAY,REFRCT.CONSTR.MATRL	32 299	3 831	2 286
842 WOMEN,GIRL CLOTHING,XKNIT	541	2 216	1 328	663 MINERAL MANUFACTURES,NES	3 192	2 615	1 576
843 MENS,BOYS CLOTHING,KNIT	48	86	55	GLASS	2 317	573	342
844 WOMEN,GIRLS CLOTHING,KNIT	122	432	259	GLASSWARE	56	167	98
845 OTHR.TEXTILE APPAREL,NES	97	247	146	POTTERY	78	155	96
846 CLOTHING ACCESSRS,FABRIC	13 104	17 813	10 759	PEARLS,PRECIOUS STONES			
848 CLOTHING,NONTXTL;HEADGEAR	2 178	7 742	4 679	PIG IRON,SPIEGELEISN,ETC	35 064	1 265	776
851 FOOTWEAR	43	109	64	FLAT-ROLLED IRON ETC.	500 916	31 053	18 567
871 OPTICAL INSTRUMENTS,NES	5	240	142	FLAT-ROLLED PLATED IRON	1 707	259	153
872 MEDICAL INSTRUMENTS NES	247	3 625	2 181	FLAT-ROLLED,ALLOY STEEL	30 602	4 043	2 442
873 METERS,COUNTERS,NES	46	274	165	IRON,STL.BAR,SHAPES ETC.	298 678	14 828	8 763
874 MEASURE,CONTROL INSTRMNT	300	6 412	3 897	WIRE OF IRON OR STEEL	1 408	396	234
881 PHOTOGRAPH APPAR.ETC,NES	75	709	426	TUBES,PIPES,ETC.IRON,STL	54 020	10 826	6 568
882 PHOTO.CINEMATOGRPH.SUPPL	4 370	6 602	3 986	SILVER,PLATINUM,ETC.	24	111	68
884 OPTICAL GOODS NES	1	333	200	COPPER	4 950	3 259	1 949
885 WATCHES AND CLOCKS	18	398	235	ALUMINIUM	7 590	2 750	1 646
892 PRINTED MATTER	2 555	2 955	1 774	ZINC	879	2 272	1 164
893 ARTICLES,NES,OF PLASTICS	9 316	5 947	3 589	METALLIC STRUCTURES NES	1 804	2 415	1 429
894 BABY CARRIAGE,TOYS,GAMES	75	255	153	CONTAINERS,STORAGE,TRNSP	426	494	302
895 OFFICE,STATIONERY SUPPLS	562	1 863	1 132	WIRE PRODUCTS EXCL.ELECT	104	403	243
896 WORKS OF ART,ANTIQUE ETC	7	204	120	NAILS,SCREWS,NUTS,ETC.	3 013	3 366	2 026
897 GOLD,SILVERWARE,JEWL NES	3	75	46	TOOLS	4 602	4 602	2 774
898 MUSICAL INSTRUMENTS,ETC.	141	1 764	1 068	MANUFACTS.BASE METAL,NES	8 493	5 688	3 447
899 MISC MANUFCTRO GOODS NES	1 916	17 605	10 594	CPL IND PLANT (84/85/87)	821	7 030	4 205
941 COMPL IND PLANT CHAPT 99	2 799	1 391	844	STEAM GENER. BOILERS,ETC.	20	264	164
ALGERIA				STEAM TURBINES	21	792	471
IMPORTS	93 709 870	2 322 912	1 406 282	INTRNL COMBUS PSTN ENGIN	28 788	23 965	14 394
054 VEGETABLES	5 769	494	306	ENGINES,MOTORS NON-ELECT	46	18 862	11 099
057 FRUIT,NUTS EXCL.OIL NUTS	3 805	1 651	1 000	ROTATING ELECTRIC PLANT	878	7 497	4 554
112 ALCOHOLIC BEVERAGES	1 745	708	430	OTH.POWR.GENRTNG.MACHNRY	1 653	4 469	2 716
272 FERTILIZERS, CRUDE	172 817	966	595	AGRIC.MACHINES,EX.TRACTR	547	914	558
282 FERROUS WASTE AND SCRAP	24 131	654	400	TRACTORS	98	138	85
288 NON-FERROUS WASTE,SCRAP	7 206	1 722	1 050	CIVIL ENGINEERING EQUIPT	18 486	18 123	10 958
333 PETROLEUM OILS, CRUDE	80 736 951	1 945 111	1 178 027	TEXTILE,LEATHER MACHINES	2 086	8 290	5 014
334 PETROLEUM PRODUCTS	12 470 904	343 118	207 278	PAPER,PULP MILL MACHINES	168	652	389
342 LIQUEFIED PROPANE,BUTANE	173 985	4 999	2 920	PRINTNG,BOOKBINDNG MACHS	512	2 326	1 409
522 INORGANIC CHEM.ELEMENTS	526	295	180	FOOD-PROCESS.MCH.NON DOM	153	419	255
633 CORK MANUFACTURES	209	53	33	OTH.MACH.PTS,SPCL INDUST	5 380	24 474	14 839
686 ZINC	109 259	17 493	10 649	METAL REMOVAL WORK TOOLS	367	2 509	1 522
695 TOOLS	15	597	350	MACH-TOOLS,METAL-WORKING	1 060	2 727	1 625
764 TELECOMM.EQUIP.PARTS NES	2	85	51	PARTS,NES,FOR MACH-TOOLS	365	7 588	4 605
				METALWORKING MACHNRY NES	2 424	7 520	4 527
				HEATING,COOLNG EQUIP,PART	3 787	19 025	11 445

7 IMPORTS AND EXPORTS (SPECIAL TRADE) BY COUNTRIES OF PRODUCTION AND CONSUMPTION AND BY GROUPS OF THE SITC-REV. III 1993

GROUP DESCRIPTION	DT = 100 KG	1 000 DM	1 000 \$	GROUP DESCRIPTION	DT = 100 KG	1 000 DM	1 000 \$
742 PUMPS FOR LIQUIDS,PARTS	1 015	8 806	5 370	831 TRUNK,SUIT-CASES,BAG,ETC	790	1 757	1 072
743 PUMPS NES,CENTRIFUGS ETC	1 689	7 925	4 808	841 MENS,BOYS CLOTHING,X-KNIT	95 125	368 906	222 771
744 MECHANICAL HANDLING EQUIP	11 374	21 227	12 873	842 WOMEN,GIRL CLOTHING,XKNIT	64 979	310 144	187 456
745 OTH.NONELEC MCH,TOOL,NES	432	10 878	6 724	843 MENS,BOYS CLOTHING,KNIT	2 806	8 464	5 114
746 BALL OR ROLLER BEARINGS	2 329	5 290	3 196	844 WOMEN,GIRLS CLOTHING,KNIT	10 438	50 560	30 536
747 TAPS,COCKS,VALVES,ETC.	2 102	9 412	5 640	845 OTHR,TEXTILE APPAREL,NES	16 818	78 114	47 105
748 TRANSMISSIONS SHAFTS ETC	1 766	7 220	4 316	846 CLOTHING ACCESSRS,FABRIC	6 660	30 464	18 371
749 NON-ELECT MACH.PARTS,ETC	1 837	6 086	3 629	848 CLOTHING,NONTXTL;HEADGEAR	2 684	13 118	7 904
751 OFFICE MACHINES	56	1 001	604	851 FOOTWEAR	11 438	49 019	29 672
752 AUTOMATC.DATA PROC.EQUIP	577	8 871	5 282	871 OPTICAL INSTRUMENTS,NES	1	106	66
759 PARTS,FOR OFFICE MACHINS	126	1 608	967	874 MEASURE,CONTROL INSTRMNT	56	2 114	1 291
761 TELEVISION RECEIVERS ETC	17	110	69	892 PRINTED MATTER	97	62	39
764 TELECOMM.EQUIP.PARTS NES	223	5 150	3 103	893 ARTICLES,NES,OF PLASTICS	6 379	4 649	2 841
771 ELECT POWER MACHNY.PARTS	1 240	2 342	1 407	894 BABY CARRIAGE,TOYS,GAMES	1 379	7 623	4 599
772 ELEC.SWITCH.RELAY.CIRCUT	2 417	11 428	6 868	896 WORKS OF ART,ANTIQUE ETC	1	143	89
773 ELECTR DISTRIBT.EQPT NES	2 875	4 112	2 515	899 MISC MANUFCTRD GOODS NES	390	570	347
774 ELECTRO-MEDCL,XRAY EQUIP	184	7 459	4 448				
775 DOM.ELEC,NON-ELEC.EQUIPT	18	168	100	EXPORTS	2 111 040	1 304 796	788 335
776 TRANSISTORS,VALVES,ETC.	1 389	2 827	1 714	001 LIVE ANIMALS	17 006	5 885	3 592
778 ELECTRIC.MACH.APPART,NES	3 120	8 606	5 195	011 BOVINE MEAT	2 052	846	521
781 PASS.MOTOR VEHCLS.EX.BUS	20 711	40 052	24 061	012 OTHER MEAT, MEAT OFFAL	559	204	125
782 GOODS,SPCL TRANSPORT VEH	8 457	15 293	9 238	022 MILK AND CREAM	966	265	164
783 ROAD MOTOR VEHICLES NES	1 111	1 895	1 174	024 CHEESE AND CURD	193	98	57
784 PARTS,TRACTORS,MOTOR VEH	17 107	31 468	18 874	041 WHEAT, MESLIN, UNMILLED	56 625	868	510
786 TRAILERS,SEMI-TRAILR,ETC	1 973	3 089	1 905	043 BARLEY, UNMILLED	8 800	1 176	103
791 RAILWAY VEHICLES.EQUIPNT	125	276	171	046 MEAL,FLOUR OF WHEAT,MSLN	55 000	1 780	1 209
792 AIRCRAFT,ASOCTD.EQUIPNT	4	938	568	048 CEREAL PREPARATIONS	200	70	41
800 CPL IND PLANT CHAP 90/94	9	176	109	054 VEGETABLES	150	278	168
813 LIGHTING FIXTURES ETC.NES	31	203	123	057 FRUIT,NUTS EXCL.OIL NUTS	328	224	131
821 FURNITURE,CUSHIONS,ETC.	549	834	501	061 SUGARS,MOLASSES,HONEY	22 209	1 104	669
848 CLOTHING,NONTXTL;HEADGEAR	95	852	525	072 COCOA	420	68	42
871 OPTICAL INSTRUMENTS,NES	12	977	584	073 CHOCOLATE,OTH.COCOA PREP	131	58	34
872 MEDICAL INSTRUMENTS NES	212	3 446	2 069	098 EDIBLE PROD.PREPRNTS,NES	300	453	275
873 METERS,COUNTERS,NES	8	266	161	111 NON-ALCOHOL. BEVERAGE,NES	414	55	33
874 MEASURE,CONTROL INSTRMNT	835	19 114	11 507	112 ALCOHOLIC BEVERAGES	1 515	266	158
881 PHOTOGRAPH APPAR.ETC,NES	19	429	264	122 TOBACCO, MANUFACTURED	347	1 139	684
882 PHOTO.CINEMATOGRPH.SUPPL	2 334	4 406	2 681	232 SYNTHETIC RUBBER, ETC.	7 085	1 446	868
884 OPTICAL GOODS NES	30	293	177	248 WOOD, SIMPLY WORKED	13 401	512	303
885 WATCHES AND CLOCKS	5	87	53	263 COTTON	285	170	103
892 PRINTED MATTER	229	345	204	266 SYNTHETIC FIBRES	17 246	3 110	1 893
893 ARTICLES,NES,OF PLASTICS	943	1 876	1 135	267 OTHER MAN-MADE FIBRES	10 562	6 007	3 632
894 BABY CARRIAGE,TOYS,GAMES	24	118	72	269 WORN CLOTHING,TEXTL.ARTL	13 169	1 494	903
895 OFFICE,STATIONERY SUPPLS	133	581	350	274 SULPHUR,UNRSTD.IRON PYRS	635 750	2 799	1 665
898 MUSICAL INSTRUMENTS,ETC.	120	927	553	278 OTHER CRUDE MINERALS	13 216	368	219
899 MISC MANUFCTRD GOODS NES	160	322	197	291 CRUDE ANIMAL MATERLS,NES		62	39
941 COMPL IND PLANT CHAPT 99	660	3 517	2 111	292 CRUDE VEG.MATERIALS, NES	539	1 566	927
				334 PETROLEUM PRODUCTS	2 553	572	344
TUNISIA				335 RESIDUAL PETROL.PRODUCTS	5 202	502	304
IMPORTS	2 569 855	1 227 109	741 171	422 FIXED VEG.FAT,OILS,OTHER	4 039	467	285
034 FISH,FRESH,CHILLED,FROZN	450	814	501	431 ANIMAL,VEG.FATS,OILS,NES	8 480	1 061	642
036 CRUSTACEANS,MOLLUSCS ETC	675	339	203	511 HYDROCARBONS,NES,DERIVTS	8 596	1 319	799
054 VEGETABLES	982	130	77	512 ALCOHOL,PHENOL,ETC.DERIV	3 514	631	381
056 VEGETABLES,PRPD,PRSD,NES	278	90	53	513 CARBOXYLIC ACIDS,DERIVTS	19 273	7 581	4 634
057 FRUIT,NUTS EXCL.OIL NUTS	17 561	7 281	4 372	514 NITROGEN-FUNCT.COMPOUNDS	3 949	1 507	908
098 EDIBLE PROD.PREPRNTS,NES	851	255	156	515 ORGANO-INORGANIC COMPND	376	1 219	725
112 ALCOHOLIC BEVERAGES	58 637	6 646	4 121	516 OTHER ORGANIC CHEMICALS	816	661	395
251 PULP AND WASTE PAPER	14 945	2 566	1 552	522 INORGANIC CHEM.ELEMENTS	14 978	2 553	1 540
278 OTHER CRUDE MINERALS	21 641	247	144	523 METAL.SALTS,INORGAN.ACID	14 357	1 666	1 006
288 NON-FERROUS WASTE,SCRAP	1 429	373	225	524 OTHER CHEMICAL COMPOUNDS	3 842	478	288
289 PREC.METAL DRES,CONCRTS	1	1 790	1 044	531 SYNTH.COLOURS,LAKES,ETC.	2 668	6 031	3 657
291 CRUDE ANIMAL MATERLS,NES	43	548	327	532 DYEING,TANNING MATERIALS	5 287	1 086	658
292 CRUDE VEG.MATERIALS, NES	1 831	207	129	533 PIGMENTS, PAINTS, ETC.	17 527	8 781	5 308
333 PETROLEUM OILS, CRUDE	1 112 940	22 514	13 481	541 MEDICINES,ETC.EXC.GRP542	93	1 129	682
334 PETROLEUM PRODUCTS	744 926	18 489	11 188	542 MEDICAMENTS	1 447	2 743	1 664
522 INORGANIC CHEM.ELEMENTS	10 982	293	183	551 ESSNTL.OIL,PERFUME,FLAVR	584	1 847	1 123
523 METAL.SALTS,INORGAN.ACID	11 493	369	218	553 PERFUMERY,COSMETICS,ETC.	170	612	369
551 ESSNTL.OIL,PERFUME,FLAVR	39	114	69	554 SOAP,CLEANERS,POLISH,ETC	8 244	3 200	1 930
562 FERTILIZER,EXCEPT GRP272	270 890	4 760	2 806	562 FERTILIZER,EXCEPT GRP272	1 608	521	31
612 MANUFACT. LEATHER ETC.NES	116	350	208	571 POLYMERS OF ETHYLENE	7 137	1 028	618
613 FURSKINS,TANNED,DRESSED	3	67	40	572 POLYMERS OF STYRENE	10 425	1 671	1 008
625 RUBBER TYRES,TUBES,ETC.	63	62	38	573 POLYMERS,VINYL CHLORIDE	4 848	1 360	833
633 CORK MANUFACTURES	1 217	252	154	574 POLYACETAL,POLYCARBONATE	15 433	5 317	3 225
642 PAPER,PAPERBOARD,CUT ETC	6 516	4 719	2 850	575 OTH.PLASTIC,PRIMARY FORM	28 536	10 649	6 429
651 TEXTILE YARN	98	120	72	579 PLASTIC WASTE, SCRAP ETC	1 234	109	66
652 COTTON FABRICS, WOVEN	443	607	369	581 PLASTIC TUBE,PIPE,HOSE	935	900	539
653 FABRICS,MAN-MADE FIBRES	127	410	243	582 PLASTIC PLATE,SHEETS,ETC	11 341	6 638	4 025
654 OTH.TEXTILE FABRIC,WOVEN	13	55	33	583 MONOFILAMENT OF PLASTICS	156	119	72
657 SPECIAL YARN,TXTL.FABRIC	250	869	524	591 INSECTICIDES, ETC.	1 483	1 704	1 034
658 TEXTILE ARTICLES NES	411	2 524	1 504	592 STARCHES,INULIN,ETC.	5 986	2 389	1 439
659 FLOOR COVERINGS, ETC.	2 050	22 502	13 565	593 EXPLOSIVES, PYROTECHNICS	11	52	32
663 MINERAL MANUFACTURES,NES	305	53	32	597 PREPRD ADDITIVES,LIQUIDS	3 242	1 080	648
664 GLASS	559	229	136	598 MISC.CHEMICAL PRODTS,NES	31 192	8 375	5 068
665 GLASSWARE	244	338	204	611 LEATHER	6 547	22 758	13 768
666 POTTERY	1 003	243	146	612 MANUFACT. LEATHER ETC.NES	16	146	88
692 CONTAINERS,STORAGE,TRNSP	240	67	40	613 FURSKINS,TANNED,DRESSED	40	429	258
697 HOUSEHOLD EQUIPMENT,NES	16	52	32	621 MATERIALS OF RUBBER	1 152	896	544
699 MANUFACTS.BASE METAL,NES	133	495	298	625 RUBBER TYRES,TUBES,ETC.	1 536	866	521
712 STEAM TURBINES	9	62	37	629 ARTICLES OF RUBBER, NES	819	1 903	1 149
716 ROTATING ELECTRIC PLANT	26	189	114	634 VENEERS, PLYWOOD, ETC.	390	85	51
724 TEXTILE,LEATHER MACHINES	161	490	298	635 WOOD MANUFACTURES, NES	1 526	852	511
726 PRINTNG,BOOKBINDING MACHS	29	65	38	641 PAPER AND PAPERBOARD	30 579	5 744	3 467
727 FOOD-PROCESS.MCH.NON DOM	120	139	86	642 PAPER,PAPERBOARD,CUT ETC	20 801	6 845	4 140
728 OTH.MACH,PTS,SPCL INDUST	101	292	175	651 TEXTILE YARN	12 791	19 494	11 774
741 HEATING,COOLING EQUIP,PART	33	53	32	652 COTTON FABRICS, WOVEN	64 425	144 383	87 371
742 PUMPS FOR LIQUIDS,PARTS	20	61	36	653 FABRICS,MAN-MADE FIBRES	61 028	181 855	110 087
749 NON-ELECT MACH.PARTS,ETC	31	59	35	654 OTH.TEXTILE FABRIC,WOVEN	6 596	27 462	16 527
764 TELECOMM.EQUIP.PARTS NES	4 520	15 703	9 503	655 KNIT.CROCHET.FABRIC NES	14 110	33 315	20 520
771 ELECT POWER MACHNY.PARTS	6 717	23 331	14 117	656 TULLE,LACE,EMBROIDRY.ETC	3 286	14 624	8 825
772 ELEC.SWITCH.RELAY.CIRCUT	15 435	72 150	43 518	657 SPECIAL YARN,TXTL.FABRIC	7 885	23 543	14 229
773 ELECTR DISTRIBT.EQPT NES	31 292	71 080	43 070	658 TEXTILE ARTICLES NES	564	2 170	1 310
775 DOM.ELEC,NON-ELEC.EQUIPT	103	69	39	659 FLOOR COVERINGS, ETC.	43	283	170
778 ELECTRIC.MACH.APPART,NES	156	2 132	1 282	661 LIME,CEMENT,CONSTR.MATRL	16 096	254	153
781 PASS.MOTOR VEHCLS.EX.BUS	94	110	65	662 CLAY,REFRCT.CONSTR.MATRL	30 397	4 953	2 965
784 PARTS,TRACTORS,MOTOR VEH	1 801	1 943	1 176	663 MINERAL MANUFACTURES,NES	5 663	1 765	1 052
792 AIRCRAFT,ASOCTD.EQUIPNT	16	740	441	664 GLASS	3 034	1 241	754
821 FURNITURE,CUSHIONS,ETC.	148	73	43	665 GLASSWARE	612	678	410
				671 PIG IRON,SPIEGELEISN,ETC	916	80	47

7 IMPORTS AND EXPORTS (SPECIAL TRADE) BY COUNTRIES OF PRODUCTION AND CONSUMPTION AND BY GROUPS OF THE SITC-REV. III 1993

GROUP DESCRIPTION	DT = 100 KG	1 000 DM	1 000 \$	GROUP DESCRIPTION	DT = 100 KG	1 000 DM	1 000 \$
673 FLAT-ROLLED IRON ETC.	45 123	3 003	1 808	334 PETROLEUM PRODUCTS	2 936 273	80 256	48 300
674 FLAT-ROLLED PLATED IRON	57 171	3 926	2 358	335 RESIDUAL PETROL PRODUCTS	133 263	4 178	2 528
675 FLAT-ROLLED, ALLOY STEEL	1 575	596	366	511 HYDROCARBONS, NES, DERIVTS	46 180	2 927	1 787
676 IRON, STL, BAR, SHAPES ETC.	4 675	538	322	512 ALCOHOL, PHENOL, ETC, DERIV	34 810	613	379
678 WIRE OF IRON OR STEEL	1 093	184	112	541 MEDICINES, ETC, EXC. GRP542	151	354	221
679 TUBES, PIPES, ETC. IRON, STL	318 808	50 933	30 582	582 PLASTIC PLATE, SHEETS, ETC	38	50	31
681 SILVER, PLATINUM, ETC.	1	106	66	592 STARCHES, INULIN, ETC.	541	65	41
682 COPPER	2 313	2 440	1 474	658 TEXTILE ARTICLES NES	163	176	110
683 NICKEL	21	108	65	712 STEAM TURBINES	10	238	147
684 ALUMINIUM	7 861	4 667	2 814	716 ROTATING ELECTRIC PLANT	38	98	60
687 TIN	62	104	64	743 PUMPS NES, CENTRIFUGS ETC	5	217	129
691 METALLIC STRUCTURES NES	549	341	210	778 ELECTRIC MACH. APPART. NES	5	185	113
692 CONTAINERS, STORAGE, TRNSP	4 153	911	548	781 PASS. MOTOR VEHCLS. EX. BUS	92	123	72
693 WIRE PRODUCTS EXCL. ELECT	118	248	150	845 OTHR. TEXTILE APPAREL, NES	49	141	86
694 NAILS, SCREWS, NUTS, ETC.	1 128	1 199	710	846 CLOTHING ACCESSRS, FABRIC	72	78	49
695 TOOLS	922	3 224	1 942	874 MEASURE, CONTROL INSTRMNT	1	61	38
696 CUTLERY	42	221	130				
697 HOUSEHOLD EQUIPMENT, NES	4 344	891	544	EXPORTS	7 354 306	1 262 338	761 855
699 MANUFACT. BASE METAL, NES	3 246	8 214	4 935	001 LIVE ANIMALS	55 840	7 641	4 553
700 CPL IND PLANT (84/85/87)	44	489	296	011 BOVINE MEAT	6 570	2 374	1 448
711 STEAM GENER. BOILERS, ETC.	854	1 382	851	012 OTHER MEAT, MEAT OFFAL	552	372	224
712 STEAM TURBINES	18	278	167	022 MILK AND CREAM	184 604	30 985	18 578
713 INTRNL COMBUS PSTN ENGIN	2 987	10 134	6 134	023 BUTTER, OTHER FAT OF MILK	11 034	3 101	1 921
714 ENGINES, MOTORS NON-ELECT	3	155	91	024 CHEESE AND CURD	3 448	1 551	951
716 ROTATING ELECTRIC PLANT	817	1 976	1 187	043 BARLEY, UNMILLED	4 128 298	80 785	47 694
718 OTH. POWR. GENERATING MACHNRY	85	548	333	046 MEAL, FLOUR OF WHEAT, MSLN	1 042 205	37 218	22 645
721 AGRIC. MACHINES, EX. TRACTR	22 010	27 896	16 915	048 CEREAL PREPARATIONS	1 214	647	385
722 TRACTORS	7 498	8 248	5 030	058 FRUIT, PRESERVED, PREPARED	561	143	85
723 CIVIL ENGINEERING EQUIPT	7 455	11 210	6 797	059 FRUIT, VEGETABLE JUICES	7 018	1 474	896
724 TEXTILE, LEATHER MACHINES	9 124	35 913	21 699	061 SUGARS, MOLASSES, HONEY	153 168	10 309	6 231
725 PAPER, PULP, MILL MACHINES	1 025	3 023	1 805	062 SUGAR CONFECTIONERY	4 446	1 563	934
726 PRINTING, BOOKBINDING MACHS	3 829	13 774	8 224	071 COFFEE, COFFEE SUBSTITUTE	22	64	37
727 FOOD-PROCESS. MCH. NON DOM	694	2 148	1 304	073 CHOCOLATE, OTH. COCOA PREP	7 309	2 589	1 527
728 OTH. MACH. PTS, SPCL. INDUST	7 336	21 616	13 104	081 ANIMAL FEED STUFF	4 045	2 460	1 507
731 METAL REMOVAL WORK TOOLS	232	602	363	098 EDIBLE PROD. PREPRPTS, NES	1 240	825	505
733 MACH-TOOLS, METAL-WORKING	982	3 098	1 882	111 NON-ALCOHOL. BEVERAGE, NES	982	105	64
735 PARTS, NES, FOR MACH-TOOLS	75	696	420	112 ALCOHOLIC BEVERAGES	53	83	51
737 METALWORKING MACHNRY NES	208	1 357	836	232 SYNTHETIC RUBBER, ETC.	14 617	2 774	1 699
741 HEATING, COOLING EQUIP, PART	2 159	6 432	3 898	248 WOOD, SIMPLY WORKED	1 770	142	87
742 PUMPS FOR LIQUIDS, PARTS	955	5 472	3 329	266 SYNTHETIC FIBRES	7 123	2 539	1 569
743 PUMPS NES, CENTRIFUGS ETC	2 104	7 570	4 693	273 STONE, SAND AND GRAVEL	26 664	243	147
744 MECHANICAL HANDLING EQUIP	4 488	6 319	3 825	274 SULPHUR, UNRSTD. IRON PYRS	750	267	163
745 OTH. NONELEC MCH, TOOL, NES	914	5 948	3 571	278 OTHER CRUDE MINERALS	170 120	3 058	1 843
746 BALL OR ROLLER BEARINGS	539	1 585	942	292 CRUDE VEG. MATERIALS, NES	152	160	98
747 TAPS, COCKS, VALVES, ETC.	247	1 457	878	334 PETROLEUM PRODUCTS	16 991	2 705	1 630
748 TRANSMISSIONS SHAFTS ETC	1 072	4 223	2 552	335 RESIDUAL PETROL PRODUCTS	348	93	54
749 NON-ELECT MACH. PARTS, ETC	1 208	4 178	2 529	421 FIXED VEG. FAT, OILS, SOFT	1 202	154	94
751 OFFICE MACHINES	282	1 154	698	422 FIXED VEG. FAT, OILS, OTHER	740	496	311
752 AUTOMATC. DATA PROC. EQUIP	298	3 421	2 072	431 ANIMAL, VEG. FATS, OILS, NES	2 008	474	293
759 PARTS, FOR OFFICE MACHINS	71	694	417	511 HYDROCARBONS, NES, DERIVTS	294	277	165
761 TELEVISION RECEIVERS ETC	217	2 093	1 261	512 ALCOHOL, PHENOL, ETC, DERIV	1 023	399	242
762 RADIO-BROADCAST RECEIVER	1	93	56	513 CARBOXYLIC ACIDS, DERIVTS	2 406	917	557
763 SOUND RECORDER, PHONOGRPH	18	281	173	514 NITROGEN-FUNCT. COMPOUNDS	3 814	1 733	1 039
764 TELECOMM. EQUIP. PARTS NES	7 017	18 709	11 257	515 ORGANO-INORGANIC COMPNDS	82	131	79
771 ELECT POWER MACHNRY, PARTS	8 084	17 123	10 342	516 OTHER ORGANIC CHEMICALS	1 319	2 130	1 278
772 ELEC. SWITCH, RELAY, CIRCUIT	16 087	65 711	39 777	522 INORGANIC CHEM. ELEMENTS	6 075	1 378	835
773 ELECTR DISTRIB. EQPT NES	23 127	48 461	29 354	523 METAL. SALTS, INORGAN. ACID	35 193	1 861	1 128
774 ELECTRO-MEDCL. XRAY EQUIP	203	4 608	2 787	524 OTHER CHEMICAL COMPOUNDS	532	438	267
775 DOM. ELEC. NON-ELEC. EQUIPT	384	773	461	531 SYNTH. COLOURS, LAKES, ETC.	1 914	796	472
776 TRANSISTORS, VALVES, ETC.	1 531	5 106	3 066	532 DYEING, TANNING MATERIALS	470	148	90
778 ELECTRIC MACH. APPART. NES	3 087	12 540	7 571	533 PIGMENTS, PAINTS, ETC.	19 593	6 066	3 707
781 PASS. MOTOR VEHCLS. EX. BUS	6 981	16 394	9 874	541 MEDICINES, ETC, EXC. GRP542	261	2 744	1 623
782 GOODS, SPCL. TRANSPORT VEH	15 481	10 050	6 054	542 MEDICAMENTS	4 582	21 879	13 274
783 ROAD MOTOR VEHICLES NES	311	92	56	551 ESSNTL. OIL, PERFUME, FLAVR	80	230	140
784 PARTS, TRACTORS, MOTOR VEH	5 154	19 620	11 812	553 PERFUMERY, COSMETICS, ETC.	1 298	747	450
785 CYCLES, MOTORCYCLES ETC.	144	533	310	554 SOAP, CLEANERS, POLISH, ETC	9 952	4 936	3 052
786 TRAILERS, SEMI-TRAIL, ETC	3 750	2 103	1 272	562 FERTILIZER, EXCEPT GRP272	105 904	1 776	1 050
791 RAILWAY VEHICLES, EQUIPNT	658	2 417	1 459	571 POLYMERS OF ETHYLENE	38 522	4 939	3 050
792 AIRCRAFT, ASSOCTD. EQUIPNT	34	4 033	2 448	572 POLYMERS OF STYRENE	3 300	929	553
793 SHIP, BOAT, FLOAT. STRUCTRS	905	1 748	1 037	573 POLYMERS, VINYL CHLORIDE	505	134	79
812 PLUMBING, SANITRY, EQPT, ETC	67	98	57	574 POLYACETAL, POLYCARBONATE	19 346	4 945	3 013
813 LIGHTING FIXTURES ETC. NES	70	575	342	575 OTH. PLASTIC, PRIMARY FORM	16 363	4 568	2 785
821 FURNITURE, CUSHIONS, ETC.	1 177	1 352	812	581 PLASTIC TUBE, PIPE, HOSE	1 699	2 038	1 238
831 TRUNK, SUIT-CASES, BAG, ETC	125	200	126	582 PLASTIC PLATE, SHEETS, ETC	1 956	926	555
841 MENS, BOYS CLOTHING, X-KNIT	2 445	14 948	8 997	583 MONOFILAMENT OF PLASTICS	148	234	141
842 WOMEN, GIRL CLOTHING, X-KNIT	5 296	16 371	9 861	591 INSECTICIDES, ETC.	868	2 340	1 389
843 MENS, BOYS CLOTHING, KNIT	2 592	4 212	2 542	592 STARCHES, INULIN, ETC.	624	422	254
844 WOMEN, GIRLS CLOTHING, KNIT	1 967	4 801	2 889	593 EXPLOSIVES, PYROTECHNICS	169	895	540
845 OTHR. TEXTILE APPAREL, NES	3 159	12 202	7 357	597 PREPRD ADDITIVES, LIQUIDS	2 772	1 224	735
846 CLOTHING ACCESSRS, FABRIC	9 199	30 466	18 341	598 MISC. CHEMICAL PRODS. NES	54 242	14 467	8 767
848 CLOTHING, NONTXLT; HEADGEAR	3 770	12 200	7 375	600 CPL IND PLANT CHAP 69-76	1 623	2 784	1 658
851 FOOTWEAR	940	2 460	1 476	621 MATERIALS OF RUBBER	477	1 763	1 052
871 OPTICAL INSTRUMENTS, NES	15	718	431	625 RUBBER TYRES, TUBES, ETC.	13 644	12 516	7 505
872 MEDICAL INSTRUMENTS NES	808	6 430	3 887	629 ARTICLES OF RUBBER, NES	369	1 296	775
873 METERS, COUNTERS, NES	7	153	88	634 VENEERS, PLYWOOD, ETC.	2 023	442	266
874 MEASURE, CONTROL INSTRMNT	632	13 797	8 343	635 WOOD MANUFACTURES, NES	2 992	1 039	630
881 PHOTOGRAPH APPAR. ETC. NES	133	1 055	627	641 PAPER AND PAPERBOARD	41 060	5 175	3 150
882 PHOTO. CINEMATOGRPH. SUPPL	2 739	4 669	2 832	642 PAPER, PAPERBOARD, CUT ETC	35 669	10 903	6 557
884 OPTICAL GOODS NES	2	408	245	651 TEXTILE YARN	558	1 134	691
885 WATCHES AND CLOCKS	7	429	262	652 COTTON FABRICS, WOVEN	23	66	40
891 ARMS AND AMMUNITION	12	73	41	657 SPECIAL YARN, TXLT. FABRIC	1 465	2 044	1 236
892 PRINTED MATTER	4 496	6 807	4 103	658 TEXTILE ARTICLES NES	1 564	1 725	1 023
893 ARTICLES, NES, OF PLASTICS	10 826	8 281	4 997	661 LIME, CEMENT, CONSTR. MATRL	60 229	900	544
894 BABY CARRIAGE, TOYS, GAMES	734	1 475	894	662 CLAY, REFRCT. CONSTR. MATRL	100 977	13 981	8 504
895 OFFICE, STATIONERY SUPPLS	794	2 296	1 365	663 MINERAL MANUFACTURES, NES	2 778	1 423	854
897 GOLD, SILVERWARE, JEWEL NES	5	2 128	1 299	664 GLASS	132	188	115
898 MUSICAL INSTRUMENTS, ETC.	223	582	349	665 GLASSWARE	879	1 958	1 195
899 MISC MANUFACTRD GOODS NES	3 374	20 620	12 483	671 PIG IRON, SPIEGELEISN, ETC	10 784	2 775	1 709
941 COMPL IND PLANT CHAPT 99	79	107	64	673 FLAT-ROLLED IRON ETC.	55 639	5 145	3 205
961 COIN NONGOLD NONCURRENT	1 788	1 447	881	674 FLAT-ROLLED PLATED IRON	11 371	1 752	1 053
LIBYA				675 FLAT-ROLLED, ALLOY STEEL	106	58	35
IMPORTS	116 517 621	2 620 769	1 587 859	676 IRON, STL, BAR, SHAPES ETC.	166 041	17 890	10 870
054 VEGETABLES	3 088	112	67	678 WIRE OF IRON OR STEEL	50 267	9 724	5 896
291 CRUDE ANIMAL MATERLS, NES	90	378	223	679 TUBES, PIPES, ETC. IRON, STL	174 542	36 132	21 906
333 PETROLEUM OILS, CRUDE	113 361 549	2 529 661	1 532 958	681 SILVER, PLATINUM, ETC.		161	99
				682 COPPER	2 066	1 703	1 037
				684 ALUMINIUM	1 842	2 623	1 581

7 IMPORTS AND EXPORTS (SPECIAL TRADE) BY COUNTRIES OF PRODUCTION AND CONSUMPTION AND BY GROUPS OF THE SITC-REV. III 1993

GROUP DESCRIPTION	DT = 100 KG	1 000 DM	1 000 \$	GROUP DESCRIPTION	DT = 100 KG	1 000 DM	1 000 \$
685 LEAD	20 295	1 851	1 122	335 RESIDUAL PETROL PRODUCTS	305 342	9 417	5 732
686 ZINC	18 225	3 612	2 235	512 ALCOHOL, PHENOL, ETC. DERIV	1 166	99	59
691 METALLIC STRUCTURES NES	20 437	16 732	10 088	514 NITROGEN-FUNCT. COMPOUNDS	422	265	157
692 CONTAINERS, STORAGE, TRNSP	12 571	6 300	3 868	531 SYNTH. COLOURS, LAKES, ETC.	406	1 959	1 184
693 WIRE PRODUCTS EXCL. ELECT	42 799	6 151	3 756	551 ESSNTL. OIL, PERFUME, FLAVR	33	774	471
694 NAILS, SCREWS, NUTS, ETC.	762	1 288	773	635 WOOD MANUFACTURES, NES	32	58	31
695 TOOLS	2 002	6 787	4 079	642 PAPER, PAPERBOARD, CUT ETC	42	57	35
696 CUTLERY	4	55	35	651 TEXTILE YARN	99 465	57 038	34 538
697 HOUSEHOLD EQUIPMENT, NES	80	194	120	652 COTTON FABRICS, WOVEN	33 654	19 123	11 589
699 MANUFACT. BASE METAL, NES	4 036	4 703	2 859	656 TULLE, LACE, EMBROIDRY, ETC	36	88	53
700 CPL IND PLANT (84/85/87)	6 129	27 514	16 528	657 SPECIAL YARN, TXTL. FABRIC	513	121	71
711 STEAM GENER. BOILERS, ETC.	694	2 017	1 209	658 TEXTILE ARTICLES NES	11 209	9 926	5 976
712 STEAM TURBINES	114	4 087	2 462	659 FLOOR COVERINGS, ETC.	13 745	10 156	6 126
713 INTRNL COMBUS PSTN ENGIN	1 338	6 790	4 118	663 MINERAL MANUFACTURES, NES	107	68	40
714 ENGINES, MOTORS NON-ELECT	22 505	94 101	56 235	665 GLASSWARE	1 121	636	388
716 ROTATING ELECTRIC PLANT	15 969	32 073	19 019	666 POTTERY	117	93	59
718 OTH. POWR. GENRTNG. MACHNRY	158	1 103	667	671 PIG IRON, SPIEGELEISN, ETC	148 095	11 559	7 007
721 AGRIC. MACHINES, EX. TRACTR	760	2 751	1 676	676 IRON, STL. BAR, SHAPES ETC.	145 222	7 426	4 496
722 TRACTORS	2 952	4 124	2 524	679 TUBES, PIPES, ETC. IRON, STL	2 278	251	154
723 CIVIL ENGINEERING EQUIPT	28 236	51 100	30 936	684 ALUMINIUM	113 530	23 878	14 398
724 TEXTILE, LEATHER MACHINES	131	1 984	1 195	695 TOOLS	9	116	70
725 PAPER, PULP, MILL MACHINES	87	490	297	697 HOUSEHOLD EQUIPMENT, NES	171	390	234
726 PRINTING, BOOKBINDING MACHS	188	2 190	1 308	712 STEAM TURBINES	21	325	201
727 FOOD-PROCESS. MCH. NON DOM	171	2 163	1 305	714 ENGINES, MOTORS NON-ELECT	179	23 225	14 034
728 OTH. MACH. PTS, SPCL INDUST	9 280	37 867	22 592	716 ROTATING ELECTRIC PLANT	97	679	421
731 METAL REMOVAL WORK TOOLS	149	749	457	718 OTH. POWR. GENRTNG. MACHNRY	83	165	97
733 MACH-TOOLS, METAL-WORKING	113	408	242	737 METALWORKING MACHNRY NES	8	100	62
735 PARTS, NES, FOR MACH-TOOLS	82	1 421	852	741 HEATING, COOLING EQUIP, PART	31	71	43
737 METALWORKING MACHNRY NES	944	5 981	3 681	742 PUMPS FOR LIQUIDS, PARTS	4	76	45
741 HEATING, COOLING EQUIP, PART	4 315	19 014	11 509	743 PUMPS NES, CENTRIFUGS ETC	165	452	272
742 PUMPS FOR LIQUIDS, PARTS	5 718	28 120	16 888	744 MECHANICAL HANDLING EQUIP	1	123	75
743 PUMPS NES, CENTRIFUGS ETC	2 363	17 190	10 331	747 TAPS, COCKS, VALVES, ETC.	9	272	165
744 MECHANICAL HANDLING EQUIP	3 281	7 019	4 236	749 NON-ELECT MACH. PARTS, ETC	1 577	588	354
745 OTH. NONELEC MCH, TOOL, NES	1 098	9 908	5 974	764 TELECOMM. EQUIP. PARTS NES	4	456	270
746 BALL OR ROLLER BEARINGS	175	1 072	650	771 ELECT POWER MACHNRY, PARTS	29	64	39
747 TAPS, COCKS, VALVES, ETC.	4 213	17 889	10 816	772 ELEC. SWITCH, RELAY, CIRCUIT	5	70	40
748 TRANSMISSIONS SHAFTS ETC	1 495	8 821	5 323	778 ELECTRIC MACH. APPART. NES	6	461	273
749 NON-ELECT MACH. PARTS, ETC	4 455	8 749	5 319	781 PASS. MOTOR VEHCLS. EX. BUS	210	414	247
751 OFFICE MACHINES	37	316	186	792 AIRCRAFT, ASSCQD. EQUIPNT	1	250	151
752 AUTOMATC. DATA PROC. EQUIP	54	1 712	1 047	812 PLUMBING, SANITRY, EQPT. ETC	549	114	67
759 PARTS, FOR OFFICE MACHINS	38	1 674	1 024	813 LIGHTING FIXTURES ETC. NES	144	412	249
761 TELEVISION RECEIVERS ETC	82	654	393	821 FURNITURE, CUSHIONS, ETC.	448	337	323
762 RADIO-BROADCAST RECEIVER	14	172	103	831 TRUNK, SUIT-CASES, BAG, ETC	465	3 574	2 032
763 SOUND RECORDER, PHONOGRPH	16	575	354	841 MENS, BOYS CLOTHING, X-KNIT	6 567	18 528	11 122
764 TELECOMM. EQUIP. PARTS NES	757	20 443	12 419	842 WOMEN, GIRL CLOTHING, XKNIT	1 663	3 985	2 407
771 ELECT POWER MACHNRY, PARTS	1 862	3 011	1 835	843 MENS, BOYS CLOTHING, KNIT	3 744	7 791	4 699
772 ELEC. SWITCH, RELAY, CIRCUIT	1 653	13 931	8 385	844 WOMEN, GIRLS CLOTHING, KNIT	1 668	4 509	2 721
773 ELECTR DISTRIB. EQPT NES	13 297	8 211	4 963	845 OTHR. TEXTILE APPAREL, NES	17 202	36 485	22 048
774 ELECTRO-MEDCL. XRAY EQUIP	1 215	33 806	20 791	846 CLOTHING ACCESSRS, FABRIC	41	114	68
775 DOM. ELEC, NON-ELEC. EQUIPT	1 185	3 420	2 056	848 CLOTHING, NONTXLT; HEADGEAR	343	1 026	625
776 TRANSISTORS, VALVES, ETC.	4	874	539	851 FOOTWEAR	83	132	78
778 ELECTRIC MACH. APPART. NES	14 248	15 382	9 361	872 MEDICAL INSTRUMENTS NES	1	55	34
781 PASS. MOTOR VEHCLS. EX. BUS	7 113	15 559	9 418	874 MEASURE, CONTROL INSTRMNT	13	1 403	836
782 GOODS, SPCL TRANSPORT VEH	13 767	27 761	16 877	881 PHOTOGRAPH APPAR. ETC. NES	1	108	66
783 ROAD MOTOR VEHICLES NES	13 159	27 546	16 465	882 PHOTO. CINEMATOGRPH. SUPPL	107	309	188
784 PARTS, TRACTORS, MOTOR VEH	76 061	118 218	71 430	892 PRINTED MATTER	447	475	286
786 TRAILERS, SEMI-TRAILR, ETC	6 101	10 971	6 715	893 ARTICLES, NES, OF PLASTICS	1 508	2 110	1 272
791 RAILWAY VEHICLES, EQUIPNT	7	55	33	894 BABY CARRIAGE, TOYS, GAMES	28	61	37
800 CPL IND PLANT CHAP 90/94	944	3 544	2 189	896 WORKS OF ART, ANTIQUE ETC	24	1 551	954
812 PLUMBING, SANITRY, EQPT. ETC	160	161	97	897 GOLD, SILVERWARE, JEWEL NES	60	327	198
813 LIGHTING FIXTURES ETC. NES	722	2 215	1 345	899 MISC MANUFACTD GOODS NES	33	56	34
821 FURNITURE, CUSHIONS, ETC.	1 694	3 807	2 311	961 COIN NONGOLD NONCURRENT		74	46
831 TRUNK, SUIT-CASES, BAG, ETC	10	67	39	971 GOLD, NONMONEY EXCL ORES		75	44
845 OTHR. TEXTILE APPAREL, NES	38	186	111				
848 CLOTHING, NONTXLT; HEADGEAR	60	174	104	EXPORTS	4 016 055	2 142 139	1 294 744
851 FOOTWEAR	204	389	235	001 LIVE ANIMALS	121 295	21 605	13 070
871 OPTICAL INSTRUMENTS, NES	24	1 446	882	011 BOVINE MEAT	396 030	71 374	43 183
872 MEDICAL INSTRUMENTS NES	1 523	21 196	12 909	022 MILK AND CREAM	6 077	1 383	830
873 METERS, COUNTERS, NES	72	661	405	023 BUTTER, OTHER FAT OF MILK	1 817	393	242
874 MEASURE, CONTROL INSTRMNT	751	24 655	14 984	024 CHEESE AND CURD	4 462	1 564	933
881 PHOTOGRAPH APPAR. ETC. NES	175	2 398	1 451	034 FISH, FRESH, CHILLED, FROZN	42 710	2 670	1 598
882 PHOTO. CINEMATOGRPH. SUPPL	2 618	4 982	3 036	037 FISH ETC. PREPD, PRSVD, NES	50	56	33
884 OPTICAL GOODS NES	10	209	126	046 MEAL, FLOUR OF WHEAT, MSLN	219 712	8 054	4 989
885 WATCHES AND CLOCKS	3	55	34	048 CEREAL PREPARATIONS	1 193	621	374
892 PRINTED MATTER	222	2 045	1 233	061 SUGARS, MOLASSES, HONEY	7 335	801	486
893 ARTICLES, NES, OF PLASTICS	1 877	2 780	1 692	062 SUGAR CONFECTIONERY	66	74	45
894 BABY CARRIAGE, TOYS, GAMES	670	751	450	071 COFFEE, COFFEE SUBSTITUTE	429	376	227
895 OFFICE, STATIONERY SUPPLS	98	305	179	072 COCOA	992	156	96
898 MUSICAL INSTRUMENTS, ETC.	11	302	182	073 CHOCOLATE, OTH. COCOA PREP	398	149	87
899 MISC MANUFACTD GOODS NES	44	747	447	081 ANIMAL FEED STUFF	64 234	3 990	2 431
941 COMPL IND PLANT CHAPT 99	2 949	2 644	1 603	098 EDIBLE PROD. PREPRTNS, NES	5 816	7 486	4 503
EGYPT				111 NON-ALCOHOL. BEVERAGE, NES	761	161	95
IMPORTS	4 752 691	440 292	266 153	112 ALCOHOLIC BEVERAGES	1 748	343	213
034 FISH, FRESH, CHILLED, FROZN	86	330	200	121 TOBACCO, UNMANUFACTURED	8 005	1 771	1 039
054 VEGETABLES	268 187	15 519	9 565	122 TOBACCO, MANUFACTURED	630	656	393
056 VEGETABLES, PRPD, PRSVD, NES	26 614	8 081	4 905	232 SYNTHETIC RUBBER, ETC.	7 510	1 360	828
057 FRUIT, NUTS EXCL. OIL NUTS	5 365	1 008	599	248 WOOD, SIMPLY WORKED	15 961	456	270
058 FRUIT, PRESERVED, PREPARED	246	80	45	251 PULP AND WASTE PAPER	2 276	351	213
073 CHOCOLATE, OTH. COCOA PREP	189	83	48	266 SYNTHETIC FIBRES	54 734	18 870	11 422
075 SPICES	3 944	691	418	267 OTHER MAN-MADE FIBRES	6 188	4 311	2 602
081 ANIMAL FEED STUFF	72 298	1 643	1 005	268 WOOL, OTHER ANIMAL HAIR	1 910	1 980	1 212
111 NON-ALCOHOL. BEVERAGE, NES	744	119	72	269 WORN CLOTHING, TEXTL. ARTL	1 847	569	345
112 HIDES, SKINS (EX. FURS), RAW	342	69	43	273 STONE, SAND AND GRAVEL	10 565	338	199
221 OILSEED (SFT. FIX VEG. OIL)	9 795	867	522	278 OTHER CRUDE MINERALS	35 951	1 075	655
263 COTTON	10 910	3 297	1 980	285 ALUMINIUM ORE, CONCTR. ETC	1 898	186	113
265 VEGETABLE TEXTILE FIBRES	300	84	51	287 ORE, CONCENTR. BASE METALS	2 000	129	76
269 WORN CLOTHING, TEXTL. ARTL	513	151	92	291 CRUDE ANIMAL MATERLS. NES	1 091	2 148	1 297
278 OTHER CRUDE MINERALS	7 528	242	146	292 CRUDE VEG. MATERIALS, NES	1 114	1 467	891
282 FERROUS WASTE AND SCRAP	3 132	443	266	322 BRIQUETTES, LIGNITE, PEAT	22 432	461	282
288 NON-FERROUS WASTE, SCRAP	1 149	287	174	334 PETROLEUM PRODUCTS	3 503	971	588
289 PREC. METAL ORES, CONCTRYS	6	9 456	5 795	335 RESIDUAL PETROL PRODUCTS	67 619	3 068	1 849
291 CRUDE ANIMAL MATERLS. NES	10 772	6 147	3 716	411 ANIMAL OILS AND FATS	523	63	38
292 CRUDE VEG. MATERIALS, NES	16 671	5 134	3 120	421 FIXED VEG. FAT, OILS, SOFT	2 405	416	247
325 COKE, SEMI-COKE, RET. CARBN	370 045	6 153	3 660	422 FIXED VEG. FAT, OILS, OTHER	199	52	31
334 PETROLEUM PRODUCTS	3 025 522	85 986	51 736	431 ANIMAL, VEG. FATS, OILS, NES	19 375	2 162	1 314
				511 HYDROCARBONS, NES, DERIVTS	11 216	1 529	914
				512 ALCOHOL, PHENOL, ETC. DERIV	15 720	2 315	1 388

7 IMPORTS AND EXPORTS (SPECIAL TRADE) BY COUNTRIES OF PRODUCTION AND CONSUMPTION AND BY GROUPS OF THE SITC-REV. III 1993

GROUP DESCRIPTION	DT = 100 KG	1 000 DM	1 000 \$	GROUP DESCRIPTION	DT = 100 KG	1 000 DM	1 000 \$
513 CARBOXYLIC ACIDS, DERIVTS	25 692	4 849	2 955	764 TELECOMM. EQUIP. PARTS NES	11 715	148 630	90 093
514 NITROGEN-FUNCT. COMPOUNDS	11 133	8 883	5 352	771 ELECT. POWER MACHNRY. PARTS	20 133	27 873	16 768
515 ORGANO-INORGANIC COMPNDS	4 069	13 633	8 241	772 ELEC. SWITCH. RELAY. CIRCUIT	12 742	67 651	40 844
516 OTHER ORGANIC CHEMICALS	3 176	3 259	1 971	773 ELECTR. DISTRIBUT. EQPT NES	15 197	14 640	8 904
522 INORGANIC CHEM. ELEMENTS	19 123	3 932	2 385	774 ELECTRO-MEDCL. XRAY EQUIP	943	13 361	8 132
523 METAL. SALTS, INORGAN. ACID	50 600	7 241	4 382	775 DOM. ELEC. NON-ELEC. EQUIPT	3 966	7 912	4 809
524 OTHER CHEMICAL COMPOUNDS	414	789	470	776 TRANSISTORS, VALVES, ETC.	481	1 129	672
531 SYNTH. COLOURS, LAKES, ETC.	6 711	20 932	12 639	778 ELECTRIC. MACH. APPART. NES	52 935	53 675	32 291
532 DYEING, TANNING MATERIALS	10 498	1 868	1 134	781 PASS. MOTOR VEHCL. EX. BUS	35 722	97 449	58 732
533 PIGMENTS, PAINTS, ETC.	23 874	12 163	7 316	782 GOODS, SPCL. TRANSPORT VEH	15 705	15 624	9 455
541 MEDICINES, ETC. EXC. GRP542	2 204	22 540	13 601	783 ROAD MOTOR VEHICLES NES	3 249	8 096	4 991
542 MEDICAMENTS	1 369	14 212	8 574	784 PARTS, TRACTORS, MOTOR VEH	43 542	78 480	47 271
551 ESSNTL. OIL, PERFUME, FLAVR	2 093	4 494	2 724	785 CYCLES, MOTORCYCLES ETC.	271	610	365
553 PERFUMERY, COSMETICS, ETC.	4 092	5 896	3 545	786 TRAILERS, SEMI-TRAILER, ETC	14 553	6 786	4 070
554 SOAP, CLEANERS, POLISH, ETC	18 918	7 155	4 319	791 RAILWAY VEHICLES, EQUIPNT	17 559	62 475	37 828
562 FERTILIZER, EXCEPT GRP272	582 690	19 972	12 363	792 AIRCRAFT, ASSOC'D. EQUIPNT	5 076	11 461	6 932
571 POLYMERS OF ETHYLENE	39 261	4 765	2 892	793 SHIP, BOAT, FLOAT. STRUCTRS	60 832	4 844	2 897
572 POLYMERS OF STYRENE	21 832	3 827	2 305	800 CPL. IND. PLANT CHAP. 90/94	561	11 649	6 902
573 POLYMERS, VINYL CHLORIDE	25 447	4 420	2 675	811 PREFABRICATED BUILDINGS	270	575	355
574 POLYACETAL, POLYCARBONATE	19 470	6 749	4 057	812 PLUMBING, SANITRY, EQPT. ETC	30	56	32
575 OTH. PLASTIC, PRIMARY FORM	139 798	29 925	18 133	813 LIGHTING FIXTURES ETC. NES	287	1 905	1 138
579 PLASTIC WASTE, SCRAP ETC	2 576	63	38	821 FURNITURE, CUSHIONS, ETC.	1 152	3 153	1 912
581 PLASTIC TUBE, PIPE, HOSE	977	3 395	2 059	831 TRUNK, SUIT-CASES, BAG, ETC	20	201	123
582 PLASTIC PLATE, SHEETS, ETC	23 265	10 556	6 399	841 MENS, BOYS CLOTHING, X-KNIT	163	1 763	1 072
583 MONOFILAMENT OF PLASTICS	549	381	2 229	842 WOMEN, GIRL CLOTHING, X-KNIT	129	2 789	1 703
591 INSECTICIDES, ETC.	8 832	11 155	6 777	843 MENS, BOYS CLOTHING, KNIT	59	188	114
592 STARCHES, INULIN, ETC.	10 159	4 498	2 730	844 WOMEN, GIRLS CLOTHING, KNIT	3	193	108
593 EXPLOSIVES, PYROTECHNICS	71	279	1 171	845 OTHR. TEXTILE APPAREL, NES	75	1 004	600
597 PREPRD. ADDITIVES, LIQUIDS	8 820	2 809	1 711	846 CLOTHING ACCESSRS, FABRIC	61	367	221
598 MISC. CHEMICAL PRODS. NES	56 004	23 212	14 019	848 CLOTHING, NONTXTL; HEADGEAR	25	320	189
600 CPL. IND. PLANT CHAP. 69-76	1 632	4 805	2 876	851 FOOTWEAR	80	323	192
612 MANUFACT. LEATHER ETC. NES	33	312	190	871 OPTICAL INSTRUMENTS, NES	81	2 560	1 547
621 MATERIALS OF RUBBER	2 444	3 869	2 343	872 MEDICAL INSTRUMENTS NES	1 212	20 675	12 514
625 RUBBER TYRES, TUBES, ETC.	3 054	2 085	1 273	873 METERS, COUNTERS, NES	27	777	469
629 ARTICLES OF RUBBER, NES	4 476	7 497	4 548	874 MEASURE, CONTROL INSTRMNT	1 982	40 827	24 741
634 VENEERS, PLYWOOD, ETC.	4 866	1 083	656	881 PHOTOGRAPH APPAR. ETC. NES	331	2 902	1 755
635 WOOD MANUFACTURES, NES	308	160	99	882 PHOTO. CINEMATOGPH. SUPPL	7 142	11 294	6 836
641 PAPER AND PAPERBOARD	121 702	14 479	8 753	884 OPTICAL GOODS NES	13	1 962	1 180
642 PAPER, PAPERBOARD, CUT ETC	10 880	3 032	1 842	885 WATCHES AND CLOCKS	83	674	406
651 TEXTILE YARN	8 490	5 282	3 214	891 ARMS AND AMMUNITION	215	973	600
652 COTTON FABRICS, WOVEN	2 200	5 204	3 152	892 PRINTED MATTER	3 128	4 941	2 985
653 FABRICS, MAN-MADE FIBRES	1 707	4 565	2 762	893 ARTICLES, NES, OF PLASTICS	3 277	5 325	3 223
654 OTH. TEXTILE FABRIC, WOVEN	105	470	285	894 BABY CARRIAGE, TOYS, GAMES	1 066	1 022	612
655 KNIT, CROCHET, FABRIC NES	125	382	232	895 OFFICE, STATIONERY SUPPLS	1 698	3 337	2 012
656 TULLE, LACE, EMBROIDRY, ETC	79	413	249	896 WORKS OF ART, ANTIQUE ETC	4	121	75
657 SPECIAL YARN, TXTL. FABRIC	3 077	5 822	3 524	897 GOLD, SILVERWARE, JEWEL NES	30	19 514	11 889
658 TEXTILE ARTICLES NES	79	306	184	898 MUSICAL INSTRUMENTS, ETC.	334	1 181	700
659 FLOOR COVERINGS, ETC.	118	363	215	899 MISC. MANUFACTURED GOODS NES	700	2 999	1 802
661 LIME, CEMENT, CONSTR. MATRL	141 067	2 593	1 561	941 COMPL. IND. PLANT CHAPT. 99	1 785	2 377	1 415
662 CLAY, REFRACT. CONSTR. MATRL	110 281	12 518	7 505				
663 MINERAL MANUFACTURES, NES	9 541	4 745	2 876				
664 GLASS	3 010	884	528				
665 GLASSWARE	2 183	2 235	1 348				
666 POTTERY	1 182	1 343	810				
671 PIG IRON, SPIEGELEISN, ETC	5 347	1 327	803				
673 FLAT-ROLLED IRON ETC.	223 710	15 409	9 391	034 FISH, FRESH, CHILLED, FROZEN	225	281	164
674 FLAT-ROLLED PLATED IRON	166 142	17 827	10 724	045 OTHER CEREALS, UNMILLED	22 243	787	472
675 FLAT-ROLLED, ALLOY STEEL	45 662	11 969	7 226	054 VEGETABLES	51 486	11 045	6 700
676 IRON, STL. BAR, SHAPES ETC.	79 228	6 020	3 634	081 ANIMAL FEED STUFF	2 442	105	64
677 RAILWAY TRACK IRON, STEEL	242	246	150	211 HIDES, SKINS (EX. FURS), RAW	37	274	165
678 WIRE OF IRON OR STEEL	4 273	1 066	650	222 OILSEED (SFT. FIX VEG. OIL)	4 382	444	268
679 TUBES, PIPES, ETC. IRON, STL	102 918	17 855	10 834	263 COTTON	116 747	20 404	12 276
681 SILVER, PLATINUM, ETC.	43	517	318	288 NON-FERROUS WASTE, SCRAP	1 904	446	266
682 COPPER	8 474	4 993	3 005	292 CRUDE VEG. MATERIALS, NES	35 355	7 448	4 533
683 NICKEL	34	300	181	658 TEXTILE ARTICLES NES	99	211	131
684 ALUMINIUM	9 025	6 555	3 955				
686 ZINC	3 510	950	572				
691 METALLIC STRUCTURES NES	4 347	2 846	1 715	EXPORTS	143 560	68 599	41 352
692 CONTAINERS, STORAGE, TRNSP	4 116	4 944	3 019	001 LIVE ANIMALS	405	208	124
693 WIRE PRODUCTS EXCL. ELECT	6 258	1 820	1 112	022 MILK AND CREAM	2 200	614	375
694 NAILS, SCREWS, NUTS, ETC.	7 146	3 832	2 309	046 MEAL, FLOUR OF WHEAT, MSLN	5 986	223	134
695 TOOLS	3 384	10 254	6 169	061 SUGARS, MOLASSES, HONEY	12 465	581	346
696 CUTLERY	165	709	423	098 EDIBLE PROD. PREPRTS, NES	331	73	45
697 HOUSEHOLD EQUIPMENT, NES	422	435	274	274 SULPHUR, UNRSTD. IRON PYRS	1 000	79	48
699 MANUFACTS. BASE METAL, NES	9 180	9 244	5 535	278 OTHER CRUDE MINERALS	2 637	74	44
700 CPL. IND. PLANT (84/85/87)	28 498	120 678	73 682	335 RESIDUAL PETROL. PRODUCTS	1 984	278	166
711 STEAM GENER. BOILERS, ETC.	15 528	14 421	8 606	512 ALCOHOL, PHENOL, ETC. DERIV	400	77	46
712 STEAM TURBINES	1 279	10 607	6 548	513 CARBOXYLIC ACIDS, DERIVTS	192	73	44
713 INTRNL. COMBUS. PSTN. ENGIN	12 295	36 123	21 751	514 NITROGEN-FUNCT. COMPOUNDS	137	99	61
714 ENGINES, MOTORS NON-ELECT	1 533	28 581	16 838	515 ORGANO-INORGANIC COMPNDS	31	128	75
716 ROTATING ELECTRIC PLANT	12 906	34 311	20 826	522 INORGANIC CHEM. ELEMENTS	52 280	2 362	1 422
718 OTH. POWR. GENRTRNG. MACHNRY	649	2 959	1 774	523 METAL. SALTS, INORGAN. ACID	1 903	212	126
721 AGRIC. MACHINES, EX. TRACTR	1 981	3 241	1 944	531 SYNTH. COLOURS, LAKES, ETC.	28	107	66
723 CIVIL ENGINEERING EQUIPT	20 206	20 575	12 345	532 DYEING, TANNING MATERIALS	656	103	62
724 TEXTILE, LEATHER MACHINES	30 937	92 089	55 535	533 PIGMENTS, PAINTS, ETC.	557	314	191
725 PAPER, PULP MILL MACHINES	4 900	13 489	8 100	541 MEDICINES, ETC. EXC. GRP542	87	595	366
726 PRINTING, BOOKBINDING MACHS	9 445	46 287	27 818	542 MEDICAMENTS	186	908	550
727 FOOD-PROCESS. MCH. NON DOM	3 358	8 495	5 168	551 ESSNTL. OIL, PERFUME, FLAVR	95	193	115
728 OTH. MACH. PTS, SPCL. INDUST	27 943	71 396	43 113	553 PERFUMERY, COSMETICS, ETC.	248	249	149
731 METAL REMOVAL WORK TOOLS	13 576	12 587	7 653	554 SOAP, CLEANERS, POLISH, ETC	1 610	532	321
733 MACH-TOOLS, METAL-WORKING	11 428	5 061	3 072	571 POLYMERS OF ETHYLENE	960	114	67
735 PARTS, NES, FOR MACH-TOOLS	676	3 157	1 889	575 OTH. PLASTIC, PRIMARY FORM	186	61	38
737 METALWORKING MACHNRY NES	3 012	7 669	4 654	581 PLASTIC TUBE, PIPE, HOSE	2 587	517	314
741 HEATING, COOLING EQUIP. PART	10 638	28 435	17 125	582 PLASTIC PLATE, SHEETS, ETC	2 168	963	564
742 PUMPS FOR LIQUIDS, PARTS	7 114	24 507	14 865	591 INSECTICIDES, ETC.	3 227	4 406	2 691
743 PUMPS NES, CENTRIFUGS ETC	9 666	35 333	21 437	592 STARCHES, INULIN, ETC.	320	235	138
744 MECHANICAL HANDLING EQUIP	7 730	14 022	8 441	593 EXPLOSIVES, PYROTECHNICS	173	80	49
745 OTH. NONELEC. MCH. TOOL, NES	7 489	24 675	14 891	597 PREPRD. ADDITIVES, LIQUIDS	632	157	97
746 BALL OR ROLLER BEARINGS	2 402	5 826	3 507	598 MISC. CHEMICAL PRODS. NES	449	380	227
747 TAPS, COCKS, VALVES, ETC.	3 410	17 011	10 236	625 RUBBER TYRES, TUBES, ETC.	1 038	651	391
748 TRANSMISSIONS, SHAFTS ETC	3 751	13 772	8 317	629 ARTICLES OF RUBBER, NES	137	610	360
749 NON-ELECT. MACH. PARTS, ETC	3 107	13 187	7 960	641 PAPER AND PAPERBOARD	9 612	1 557	944
751 OFFICE MACHINES	1 039	3 633	2 189	642 PAPER, PAPERBOARD, CUT ETC	3 802	2 330	1 424
752 AUTOMATC. DATA PROC. EQUIP	447	6 922	4 191	651 TEXTILE YARN	56	33	33
759 PARTS, FOR OFFICE MACHINS	241	1 891	1 144	657 SPECIAL YARN, TXTL. FABRIC	282	201	119
761 TELEVISION RECEIVERS ETC	195	894	539	658 TEXTILE ARTICLES NES	184	116	71
762 RADIO-BROADCAST RECEIVER	33	292	175	663 MINERAL MANUFACTURES, NES	405	197	116
763 SOUND RECORDER, PHONOGRPH	19	617	367	664 GLASS	206	55	34
				673 FLAT-ROLLED IRON ETC.	3 549	256	155

GROUP DESCRIPTION	DT = 100 KG	1 000 DM	1 000 \$	GROUP DESCRIPTION	DT = 100 KG	1 000 DM	1 000 \$
678 WIRE OF IRON OR STEEL	501	72	42	726 PRINTNG,BOOKBINDNG MACHS	31	186	110
679 TUBES,PIPES,ETC.IRON,STL	742	212	127	727 FOOD-PROCESS.MCH.NON DOM	18	97	59
683 NICKEL	7	110	66	728 OTH.MACH.PTS,SPCL INDUST	153	916	539
684 ALUMINIUM	653	771	460	735 PARTS,NES,FOR MACH-TOOLS	203	187	111
691 METALLIC STRUCTURES NES	1 343	1 256	740	741 HEATING,COOLNG EQUIP,PART	126	227	137
692 CONTAINERS,STORAGE,TRNSP	474	115	69	742 PUMPS FOR LIQUIDS,PARTS	241	1 186	712
693 WIRE PRODUCTS EXCL.ELECT	16	62	36	743 PUMPS NES,CENTRIFUGS ETC	176	564	341
694 NAILS,SCREWS,NUTS,ETC.	90	179	106	744 MECHANICAL HANDLING EQUIP	162	491	299
695 TOOLS	174	437	257	745 OTH.NONELEC MCH,TOOL,NES	4	74	45
697 HOUSEHOLD EQUIPMENT,NES	12	59	35	748 TRANSMISSIONS SHAFTS ETC	200	661	402
699 MANUFACTS.BASE METAL,NES	896	310	180	749 NON-ELECT MACH,PARTS,ETC	38	164	99
711 STEAM GENER.BoILERS,ETC.	120	357	210	764 TELECOMM.EQUIP,PARTS NES	18	144	86
712 STEAM TURBINES	872	299	182	772 ELEC.SWITCH.RELAY,CIRCUIT	117	382	231
713 INTRNL COMBUS PSTN ENGIN	176	1 342	809	775 DOM.ELEC,NON-ELEC.EQUIPT	29	52	33
716 ROTATING ELECTRIC PLANT	126	410	254	778 ELECTRIC.MACH.APPART.NES	116	178	107
718 OTH.POWAR.GENRTNG.MACHNRY	11	67	40	781 PASS.MOTOR VEHCLS.EX.BUS	455	959	584
721 AGRIC.MACHINES,EX.TRACTR	365	715	429	782 GOODS,SPCL TRANSPORT VEH	1 413	2 648	1 606
722 TRACTORS	988	805	480	784 PARTS,TRACTORS,MOTOR VEH	426	1 473	887
723 CIVIL ENGINEERING EQUIPT	354	759	445	786 TRAILERS,SEMI-TRAILR,ETC	791	532	322
724 TEXTILE,LEATHER MACHINES	419	617	375	791 RAILWAY VEHICLES.EQUIPNT	18	400	241
725 PAPER,PULP MILL MACHINES	162	281	171	813 LIGHTNG FIXTURES ETC.NES	120	232	145
726 PRINTNG,BOOKBINDNG MACHS	568	2 634	1 570	821 FURNITURE,CUSHIONS,ETC.	42	61	36
727 FOOD-PROCESS.MCH.NON DOM	209	792	483	874 MEASURE,CONTROL INSTRMNT	1	107	63
728 OTH.MACH.PTS,SPCL INDUST	85	1 089	658	892 PRINTED MATTER	29	132	77
731 METAL REMOVAL WORK TOOLS	607	573	350				
735 PARTS,NES,FOR MACH-TOOLS	2	77	46	MALI			
737 METALWORKING MACHNRY NES	6	77	46				
741 HEATING,COOLNG EQUIP,PART	165	455	273	IMPORTS	63 621	11 849	7 216
742 PUMPS FOR LIQUIDS,PARTS	37	707	425				
743 PUMPS NES,CENTRIFUGS ETC	256	1 416	857	057 FRUIT,NUTS EXCL.OIL NUTS	154	62	37
744 MECHANICAL HANDLING EQUIP	29	90	54	263 COTTON	62 238	11 475	6 998
745 OTH.NONELEC MCH,TOOL,NES	124	1 305	802	288 NON-FERROUS WASTE,SCRAP	800	116	69
746 BALL OR ROLLER BEARINGS	50	368	218				
747 TAPS,COCKS,VALVES,ETC.	144	509	303	EXPORTS	108 066	36 372	22 005
748 TRANSMISSIONS SHAFTS,ETC	134	531	322				
749 NON-ELECT MACH.PARTS,ETC	100	494	300	017 MEAT,OFFL.PRPD,PRSD,NES	322	182	106
751 OFFICE MACHINES	77	362	219	022 MILK AND CREAM	3 510	1 036	631
752 AUTOMATC.DATA PROC.EQUIP	8	319	195	037 FISH ETC.PRPD,PRSD,NES	6 643	3 450	2 018
759 PARTS,FOR OFFICE MACHINS	9	116	69	061 SUGARS,MOLASSES,HONEY	53 307	2 260	1 368
764 TELECOMM.EQUIP,PARTS NES	52	1 016	615	269 WORN CLOTHING,TEXTL.ARTL	178	59	35
771 ELECT POWER MACHNY,PARTS	48	115	70	335 RESIDUAL PETROL.PRODUCTS	1 157	155	95
772 ELEC.SWITCH.RELAY,CIRCUIT	131	613	367	514 NITROGEN-FUNCT.COMPOUNDS	940	279	167
773 ELECTR DISTRIB.EQPT NES	423	376	229	522 INORGANIC CHEM.ELEMENTS	5 970	311	184
774 ELECTRO-MEDCL,XRAY EQUIP	14	91	56	523 METAL.SALTS,INORGAN.ACID	10 770	544	331
776 TRANSISTORS,VALVES,ETC.		50	30	531 SYNTH.COLOURS,LAKES,ETC.	51	241	147
778 ELECTRIC.MACH.APPART.NES	457	896	544	541 MEDICINES,ETC.EXC.GRP542	25	372	224
781 PASS.MOTOR VEHCLS.EX.BUS	1 610	8 692	5 256	542 MEDICAMENTS	4	69	43
782 GOODS,SPCL TRANSPORT VEH	4 354	3 436	2 080	551 ESSNTL.OIL,PERFUME,FLAVR	29		

7 IMPORTS AND EXPORTS (SPECIAL TRADE) BY COUNTRIES OF PRODUCTION AND CONSUMPTION AND BY GROUPS OF THE SITC-REV. III 1993

GROUP DESCRIPTION	DT = 100 KG	1 000 DM	1 000 \$	GROUP DESCRIPTION	DT = 100 KG	1 000 DM	1 000 \$
122 TOBACCO, MANUFACTURED	348	72	43	CHAD			
269 WORN CLOTHING, TEXTL. ARTL	244	59	36				
292 CRUDE VEG. MATERIALS, NES	78	144	88	IMPORTS	111 766	24 021	14 432
514 NITROGEN-FUNCT. COMPOUNDS	204	82	51				
522 INORGANIC CHEM. ELEMENTS	9 434	420	250	263 COTTON	104 863	20 031	12 040
523 METAL. SALTS, INORGAN. ACID	3 424	97	57	292 CRUDE VEG. MATERIALS, NES	6 887	3 895	2 336
533 PIGMENTS, PAINTS, ETC.	158	77	47				
541 MEDICINES, ETC. EXC. GRP542	24	324	197	EXPORTS	13 188	5 301	3 227
542 MEDICAMENTS	71	150	89				
554 SOAP, CLEANERS, POLISH, ETC	403	124	76	022 MILK AND CREAM	600	219	134
581 PLASTIC TUBE, PIPE, HOSE	158	104	65	522 INORGANIC CHEM. ELEMENTS	1 660	90	55
582 PLASTIC PLATE, SHEETS, ETC	258	222	135	542 MEDICAMENTS	42	54	32
591 INSECTICIDES, ETC.	276	380	223	581 PLASTIC TUBE, PIPE, HOSE	248	107	65
598 MISC. CHEMICAL PRODS. NES	210	123	75	582 PLASTIC PLATE, SHEETS, ETC	186	126	75
642 PAPER, PAPERBOARD, CUT ETC	203	160	97	679 TUBES, PIPES, ETC. IRON, STL	8 406	1 664	1 037
652 COTTON FABRICS, WOVEN	399	1 032	631	695 TOOLS	41	97	57
653 FABRICS, MAN-MADE FIBRES	199	182	111	699 MANUFACT. BASE METAL, NES	75	69	41
657 SPECIAL YARN, TEXTL. FABRIC	256	328	199	713 INTRNL COMBUS PSTN ENGIN	19	59	34
664 GLASS	1 068	69	44	716 ROTATING ELECTRIC PLANT	23	85	52
673 FLAT-ROLLED IRON ETC.	2 034	114	67	723 CIVIL ENGINEERING EQUIPT	112	121	73
674 FLAT-ROLLED PLATED IRON	294	70	42	741 HEATING, COOLING EQUIP, PART	25	66	39
695 TOOLS	87	169	103	742 PUMPS FOR LIQUIDS, PARTS	15	92	54
699 MANUFACT. BASE METAL, NES	853	122	75	743 PUMPS NES, CENTRIFUGS ETC	39	144	86
723 CIVIL ENGINEERING EQUIPT	40	112	66	744 MECHANICAL HANDLING EQUIP	16	55	32
724 TEXTILE, LEATHER MACHINES	32	320	196	745 OTH. NONELEC MCH, TOOL, NES	5	58	33
726 PRINTING, BOOKBINDING MACHS	117	119	71	749 NON-ELECT MACH. PARTS, ETC	26	87	55
728 OTH. MACH. PTS, SPCL INDUSTR	27	94	57	752 AUTOMATC. DATA PROC. EQUIP	4	95	58
742 PUMPS FOR LIQUIDS, PARTS	128	351	208	772 ELEC. SWITCH, RELAY, CIRCUIT	5	52	33
743 PUMPS NES, CENTRIFUGS ETC	242	370	220	773 ELECTRIC DISTRIBUT. EQUIP NES	60	94	57
745 OTH. NONELEC MCH, TOOL, NES	10	224	133	778 ELECTRIC MACH. APPART. NES	12	56	32
749 NON-ELECT MACH. PARTS, ETC	70	237	145	781 PASS. MOTOR VEHCLS. EX. BUS	98	208	124
751 OFFICE MACHINES	64	265	161	784 PARTS, TRACTORS, MOTOR VEH	56	240	145
764 TELECOMM. EQUIP. PARTS NES	3	122	72	872 MEDICAL INSTRUMENTS NES	15	159	97
772 ELEC. SWITCH, RELAY, CIRCUIT	5	60	36	874 MEASURE, CONTROL INSTRMNT	12	117	69
778 ELECTRIC MACH. APPART. NES	81	125	73	881 PHOTOGRAPH APPAR. ETC. NES	13	53	31
781 PASS. MOTOR VEHCLS. EX. BUS	107	334	201				
782 GOODS, SPCL TRANSPORT VEH	1 067	907	543	CAPE VERDE			
784 PARTS, TRACTORS, MOTOR VEH	44	128	75				
786 TRAILERS, SEMI-TRAILR, ETC	795	278	169	IMPORTS	40	92	54
872 MEDICAL INSTRUMENTS NES	35	71	42				
874 MEASURE, CONTROL INSTRMNT	18	239	136				
882 PHOTO. CINEMATOGRAPH. SUPPL	12	57	34	EXPORTS	24 592	14 536	8 822
892 PRINTED MATTER	47	121	75				
893 ARTICLES, NES, OF PLASTICS	177	290	181	048 CEREAL PREPARATIONS	110	61	36
894 BABY CARRIAGE, TOYS, GAMES	33	54	33	058 FRUIT, PRESERVED, PREPARED	161	105	63
895 OFFICE, STATIONERY SUPPLS	78	181	111	061 SUGARS, MOLASSES, HONEY	2 365	112	69
				081 ANIMAL FEED STUFF	1 260	100	61
NIGER				112 ALCOHOLIC BEVERAGES	730	105	63
IMPORTS	26 626	1 785	1 090	342 LIQUEFIED PROPANE, BUTANE	8 931	213	131
054 VEGETABLES	1 713	264	164	421 FIXED VEG. FAT, OILS, SOFT	2 921	407	238
248 WOOD, SIMPLY WORKED	23 501	536	327	541 MEDICINES, ETC. EXC. GRP542	13	82	49
292 CRUDE VEG. MATERIALS, NES	1 090	629	381	581 PLASTIC TUBE, PIPE, HOSE	502	160	97
792 AIRCRAFT, ASSOC'D. EQUIPNT	2	79	49	621 MATERIALS OF RUBBER	88	50	30
899 MISC MANUFACTRD GOODS NES	33	61	36	629 ARTICLES OF RUBBER, NES	22	66	40
				678 WIRE OF IRON OR STEEL	1 290	81	49
EXPORTS	49 495	28 370	17 188	693 WIRE PRODUCTS EXCL. ELECT	7	75	46
022 MILK AND CREAM	9 381	2 554	1 562	713 INTRNL COMBUS PSTN ENGIN	88	442	267
061 SUGARS, MOLASSES, HONEY	2 148	135	83	716 ROTATING ELECTRIC PLANT	2 361	9 309	5 682
522 INORGANIC CHEM. ELEMENTS	4 500	145	85	727 FOOD-PROCESS. MCH. NON DOM	6	71	42
523 METAL. SALTS, INORGAN. ACID	17 460	520	311	742 PUMPS FOR LIQUIDS, PARTS	50	123	76
531 SYNTH. COLOURS, LAKES, ETC.	112	381	228	745 OTH. NONELEC MCH, TOOL, NES	64	93	56
574 POLYACETAL, POLYCARBONATE	159	310	191	747 TAPS, COCKS, VALVES, ETC.	14	47	30
575 OTH. PLASTIC, PRIMARY FORM	62	55	34	749 NON-ELECT MACH. PARTS, ETC	15	52	32
581 PLASTIC TUBE, PIPE, HOSE	135	141	87	776 TRANSISTORS, VALVES, ETC.	44	72	44
598 MISC. CHEMICAL PRODS. NES	1 437	726	437	778 ELECTRIC MACH. APPART. NES	258	175	105
625 RUBBER TYRES, TUBES, ETC.	618	127	75	781 PASS. MOTOR VEHCLS. EX. BUS	130	319	188
652 COTTON FABRICS, WOVEN	993	1 782	1 094	782 GOODS, SPCL TRANSPORT VEH	300	283	172
653 FABRICS, MAN-MADE FIBRES	876	328	198	783 ROAD MOTOR VEHICLES NES	29	73	45
691 METALLIC STRUCTURES NES	140	133	77	784 PARTS, TRACTORS, MOTOR VEH	36	199	122
693 WIRE PRODUCTS EXCL. ELECT	88	240	140	792 AIRCRAFT, ASSOC'D. EQUIPNT	7	143	87
695 TOOLS	21	140	82	872 MEDICAL INSTRUMENTS NES	214	125	73
700 CPL IND PLANT (84/85/87)	449	2 729	1 630	874 MEASURE, CONTROL INSTRMNT	4	88	52
716 ROTATING ELECTRIC PLANT	117	276	170	892 PRINTED MATTER	119	193	114
722 TRACTORS	64	61	37				
723 CIVIL ENGINEERING EQUIPT	208	637	389	SENEGAL			
724 TEXTILE, LEATHER MACHINES	12	118	69	IMPORTS	71 344	25 210	15 257
726 PRINTING, BOOKBINDING MACHS	61	333	202				
727 FOOD-PROCESS. MCH. NON DOM	105	312	191	001 LIVE ANIMALS	13	119	73
742 PUMPS FOR LIQUIDS, PARTS	79	473	284	034 FISH, FRESH, CHILLED, FROZN	6 320	5 851	3 535
744 MECHANICAL HANDLING EQUIP	85	269	159	036 CRUSTACEANS, MOLLUSCS ETC	1 227	922	553
745 OTH. NONELEC MCH, TOOL, NES	45	116	69	037 FISH ETC. PREPD, PRSVD. NES	27 493	10 927	6 611
749 NON-ELECT MACH. PARTS, ETC	26	85	52	054 VEGETABLES	3 767	1 293	783
751 OFFICE MACHINES	23	131	81	067 FRUIT, NUTS EXCL. OIL NUTS	1 505	369	224
752 AUTOMATC. DATA PROC. EQUIP	11	243	148	222 OILSEED (SFT. FIX VEG. OIL)	705	91	55
759 PARTS, FOR OFFICE MACHINES	41	93	55	263 COTTON	7 198	1 405	860
764 TELECOMM. EQUIP. PARTS NES	11	406	248	292 CRUDE VEG. MATERIALS, NES	438	310	186
771 ELECT POWER MACHNY. PARTS	1 194	1 804	1 126	421 FIXED VEG. FAT, OILS, SOFT	22 041	2 490	1 532
772 ELEC. SWITCH, RELAY, CIRCUIT	157	2 256	1 352	792 AIRCRAFT, ASSOC'D. EQUIPNT	64	39	23
773 ELECTRIC DISTRIBUT. EQUIP NES	296	815	484	898 MUSICAL INSTRUMENTS, ETC.	93	154	93
778 ELECTRIC MACH. APPART. NES	110	590	357	899 MISC MANUFACTRD GOODS NES	10	56	33
781 PASS. MOTOR VEHCLS. EX. BUS	1 961	804	492				
782 GOODS, SPCL TRANSPORT VEH	2 075	2 351	1 461	EXPORTS	193 012	53 703	32 364
784 PARTS, TRACTORS, MOTOR VEH	287	1 651	994				
786 TRAILERS, SEMI-TRAILR, ETC	392	174	106	022 MILK AND CREAM	17 821	3 599	2 197
792 AIRCRAFT, ASSOC'D. EQUIPNT	6	59	35	037 FISH ETC. PREPD, PRSVD. NES	798	447	262
872 MEDICAL INSTRUMENTS NES	49	583	38	091 MARGARINE AND SHORTENING	770	131	80
874 MEASURE, CONTROL INSTRMNT	34	64	35	098 EDIBLE PROD. PREPRPTS, NES	3 593	1 231	750
882 PHOTO. CINEMATOGRAPH. SUPPL	34	64	35	122 TOBACCO, MANUFACTURED	2 698	2 778	1 695
885 MATCHES AND CLOCKS	631	697	36	232 SYNTHETIC RUBBER, ETC.	280	140	84
892 PRINTED MATTER	1 176	513	312	292 CRUDE VEG. MATERIALS, NES	20	120	70
893 ARTICLES, NES, OF PLASTICS	32	88	52	335 RESIDUAL PETROL. PRODUCTS	5 745	673	404
895 OFFICE, STATIONERY SUPPLS	7	55	33	421 FIXED VEG. FAT, OILS, SOFT	107 132	7 751	4 628
898 MUSICAL INSTRUMENTS, ETC.	13	232	136	431 ANIMAL, VEG. FATS, OILS, NES	631	94	55
941 COMPL IND PLANT CHAPT 99				512 ALCOHOL, PHENOL, ETC. DERIV	845	180	109
				513 CARBOXYLIC ACIDS, DERIVTS	437	162	98
				514 NITROGEN-FUNCT. COMPOUNDS	1 580	505	301
				522 INORGANIC CHEM. ELEMENTS	785	102	61

GROUP DESCRIPTION	DT = 100 KG	1 000 DM	1 000 \$	GROUP DESCRIPTION	DT = 100 KG	1 000 DM	1 000 \$
523 METAL. SALTS, INORGAN. ACID	2 553	135	80	713 INTRNL COMBUS PSTN ENGIN	69	281	171
531 SYNTH. COLOURS, LAKES, ETC.	343	1 064	644	723 CIVIL ENGINEERING EQUIPT	304	379	231
541 MEDICINES, ETC. EXC. GRP542	13	192	116	727 FOOD-PROCESS. MCH. NON DOM	55	191	114
542 MEDICAMENTS	7	68	41	728 OTH. MACH. PTS, SPCL INDUST	16	53	32
551 ESSNTL. OIL, PERFUME, FLAVR	42	72	44	731 METAL REMOVAL WORK TOOLS	15	52	31
554 SOAP, CLEANERS, POLISH, ETC	439	190	115	741 HEATING, COOLING EQUIP, PART	174	209	126
571 POLYMERS OF ETHYLENE	7 736	850	513	742 PUMPS FOR LIQUIDS, PARTS	443	601	357
572 POLYMERS OF STYRENE	1 900	359	216	743 PUMPS NES, CENTRIFUGS ETC	15	72	42
575 OTH. PLASTIC, PRIMARY FORM	2 172	440	269	745 OTH. NONELEC MCH, TOOL, NES	5	149	88
583 MONOFILAMENT OF PLASTICS	266	176	105	748 TRANSMISSIONS SHAFTS ETC	16	101	59
591 INSECTICIDES, ETC.	487	371	225	749 NON-ELECT MACH. PARTS, ETC	37	122	72
592 STARCHES, INULIN, ETC.	382	228	135	771 ELECT POWER MACHNY. PARTS	9	56	35
597 PREPRD ADDITIVES, LIQUIDS	117	60	38	775 DOM. ELEC. NON-ELEC. EQUIPT	188	67	42
598 MISC. CHEMICAL PRODS. NES	5 168	1 197	720	778 ELECTRIC MACH. APPART. NES	862	618	372
621 MATERIALS OF RUBBER	41	68	40	781 PASS. MOTOR VEHCLS. EX. BUS	4 197	4 592	2 789
625 RUBBER TYRES, TUBES, ETC.	2 209	563	335	782 GOODS, SPCL TRANSPORT VEH	2 176	336	200
629 ARTICLES OF RUBBER, NES	52	196	116	783 ROAD MOTOR VEHICLES NES	540	178	108
641 PAPER AND PAPERBOARD	3 270	576	348	784 PARTS, TRACTORS, MOTOR VEH	1 199	3 590	2 154
642 PAPER, PAPERBOARD, CUT ETC	1 307	359	216	786 TRAILERS, SEMI-TRAILER, ETC	175	86	52
652 COTTON FABRICS, WOVEN	153	1 346	817	821 FURNITURE, CUSHIONS, ETC.	116	80	49
653 FABRICS, MAN-MADE FIBRES	208	307	183	874 MEASURE, CONTROL INSTRMNT	8	292	178
655 KNIT CROCHET FABRIC NES	88	51	31	892 PRINTED MATTER	61	177	107
657 SPECIAL YARN, TXTL FABRIC	169	215	127				
662 CLAY, REFRACT. CONSTR. MATRL	1 818	282	168	GUIN BISSAU			
663 MINERAL MANUFACTURES, NES	140	60	39				
664 GLASS	1 644	238	142	IMPORTS	86	142	82
673 FLAT-ROLLED IRON ETC.	2 747	187	114				
674 FLAT-ROLLED PLATED IRON	781	72	43	EXPORTS	16 631	5 568	3 337
684 ALUMINIUM	173	131	78				
691 METALLIC STRUCTURES NES	207	82	50	022 MILK AND CREAM	3 053	754	457
694 NAILS, SCREWS, NUTS, ETC.	57	109	66	061 SUGARS, MOLASSES, HONEY	10 184	381	228
695 TOOLS	16	156	89	098 EDIBLE PROD. PREPRPTS, NES	120	52	32
696 CUTLERY	25	62	37	112 ALCOHOLIC BEVERAGES	333	55	32
699 MANUFACTS. BASE METAL, NES	64	273	162	269 WORN CLOTHING, TEXTL. ARTL	617	162	100
711 STEAM GENER. BOILERS, ETC.	738	3 164	1 925	713 INTRNL COMBUS PSTN ENGIN	56	230	136
713 INTRNL COMBUS PSTN ENGIN	368	904	552	716 ROTATING ELECTRIC PLANT	604	1 585	959
716 ROTATING ELECTRIC PLANT	22	74	42	727 FOOD-PROCESS. MCH. NON DOM	21	57	35
721 AGRIC. MACHINES, EX. TRACTR	213	233	141	728 OTH. MACH. PTS, SPCL INDUST	226	268	163
722 TRACTORS	108	113	66	742 PUMPS FOR LIQUIDS, PARTS	184	498	293
723 CIVIL ENGINEERING EQUIPT	471	824	490	778 ELECTRIC MACH. APPART. NES	140	96	57
724 TEXTILE, LEATHER MACHINES	14	284	173	781 PASS. MOTOR VEHCLS. EX. BUS	40	110	65
726 PRINTING, BOOKBINDING MACHS	22	141	86	784 PARTS, TRACTORS, MOTOR VEH	25	95	55
727 FOOD-PROCESS. MCH. NON DOM	22	202	121	821 FURNITURE, CUSHIONS, ETC.	279	437	258
728 OTH. MACH. PTS, SPCL INDUST	95	448	274	874 MEASURE, CONTROL INSTRMNT	1	115	70
731 METAL REMOVAL WORK TOOLS	324	1 801	1 110				
735 PARTS, NES, FOR MACH-TOOLS	3	80	47	GUINEA			
737 METALWORKING MACHNY NES	20	88	53	IMPORTS	8 939 681	68 315	41 296
741 HEATING, COOLING EQUIP, PART	58	249	153				
742 PUMPS FOR LIQUIDS, PARTS	180	732	444	001 LIVE ANIMALS	7	79	47

7 IMPORTS AND EXPORTS (SPECIAL TRADE) BY COUNTRIES OF PRODUCTION AND CONSUMPTION AND BY GROUPS OF THE SITC-REV. III 1993

GROUP DESCRIPTION	DT = 100 KG	1 000 DM	1 000 \$	GROUP DESCRIPTION	DT = 100 KG	1 000 DM	1 000 \$
745 OTH.NONELEC MCH.TOOL,NES	84	550	334	046 MEAL,FLOUR OF WHEAT,MSLN	46 798	1 705	1 043
748 TRANSMISSIONS SHAFTS ETC	450	952	561	061 SUGARS,MOLASSES,HONEY	23 870	1 145	689
749 NON-ELECT MACH.PARTS,ETC	37	135	82	112 ALCOHOLIC BEVERAGES	1 682	294	177
751 OFFICE MACHINES	16	80	48	122 TOBACCO, MANUFACTURED	98	154	92
752 AUTOMATC.DATA PROC.EQUIP	3	112	67	269 WORN CLOTHING,TEXTL.ARTL	401	97	59
763 SOUND RECORDER,PHONOGRPH	7	328	197	278 OTHER CRUDE MINERALS	15 948	367	224
764 TELECOMM.EQUIP.PARTS NES	15	696	419	292 CRUDE VEG.MATERIALS, NES	25	52	30
772 ELEC.SWITCH.RELAY.CIRCUT	41	362	218	513 CARBOXYLIC ACIDS,DERIVTS	500	146	88
773 ELECTR.DISTRIBT.EQPT NES	195	371	226	541 MEDICINES,ETC.EXC.GRP542	49	169	102
774 ELECTRO-MEDCL.XRAY EQUIP	13	163	97	625 RUBBER TYRES,TUBES,ETC.	680	74	43
775 DOM.ELEC.NON-ELEC.EQUIPT	233	98	57	653 FABRICS,MAN-MADE FIBRES	76	117	70
778 ELECTRIC.MACH.APPART.NES	86	183	101	693 WIRE PRODUCTS EXCL.ELECT	141	74	45
781 PASS.MOTOR VEHCLS.EX.BUS	908	886	536	695 TOOLS	95	96	58
782 GOODS,SPCL TRANSPORT VEH	2 290	1 259	749	713 INTRNL COMBUS PSTN ENGIN	48	225	136
783 ROAD MOTOR VEHICLES NES	740	182	110	716 ROTATING ELECTRIC PLANT	176	215	128
784 PARTS,TRACTORS,MOTOR VEH	471	1 503	905	727 FOOD-PROCESS.MCH.NON DOM	54	1 071	651
785 CYCLES,MOTORCYCLES ETC.	15	49	31	742 PUMPS FOR LIQUIDS,PARTS	108	461	281
821 FURNITURE,CUSHIONS,ETC.	67	70	42	743 PUMPS NES,CENTRIFUGS ETC	117	246	148
845 OTHR.TEXTILE APPAREL,NES	18	50	30	745 OTH.NONELEC MCH.TOOL,NES	8	211	125
848 CLOTHING,NONTXTL;HEADGEAR	18	51	30	772 ELEC.SWITCH.RELAY.CIRCUT	8	77	47
872 MEDICAL INSTRUMENTS NES	8	188	115	773 ELECTR.DISTRIBT.EQPT NES	49	64	38
874 MEASURE,CONTROL INSTRMNT	16	382	233	781 PASS.MOTOR VEHCLS.EX.BUS	1 309	5 101	3 088
892 PRINTED MATTER	123	955	585	782 GOODS,SPCL TRANSPORT VEH	722	168	102
893 ARTICLES,NES,OF PLASTICS	386	266	163	784 PARTS,TRACTORS,MOTOR VEH	132	250	151
895 OFFICE,STATIONERY SUPPLS	13	56	32	786 TRAILERS,SEMI-TRAILR,ETC	418	69	41
898 MUSICAL INSTRUMENTS,ETC.	23	125	73	793 SHIP,BOAT,FLOAT.STRUCTRS	919 620	362 760	220 691
899 MISC MANUFCTRD GOODS NES	69	92	58	821 FURNITURE,CUSHIONS,ETC.	25	55	34
				851 FOOTWEAR	116	78	48
SIERRA LEONE				882 PHOTO.CINEMATOGRPH.SUPPL	27	65	39
IMPORTS	4 305 033	40 596	24 540	893 ARTICLES,NES,OF PLASTICS	250	115	71
071 COFFEE,COFFEE SUBSTITUTE	19 673	2 942	1 771	895 OFFICE,STATIONERY SUPPLS	4	180	109
072 COCOA	4 376	764	464				
285 ALUMINIUM ORE,CONCTR.ETC	4 099 844	23 729	14 339	CTE D IVOIRE			
287 ORE,CONCENTR.BASE METALS	179 759	12 838	7 773	IMPORTS	3 525 211	557 506	337 630
292 CRUDE VEG.MATERIALS, NES	1 078	138	84	037 FISH ETC.PRPD,PRSTD,NES	18 994	7 626	4 615
EXPORTS	79 725	19 664	11 824	057 FRUIT,NUTS EXCL.OIL NUTS	333 598	29 328	17 862
022 MILK AND CREAM	2 816	663	393	059 FRUIT, VEGETABLE JUICES	3 728	823	492
046 MEAL,FLOUR OF WHEAT,MSLN	30 211	1 164	706	071 COFFEE,COFFEE SUBSTITUTE	173 926	24 863	15 031
061 SUGARS,MOLASSES,HONEY	9 973	470	285	072 COCOA	2 013 851	402 157	243 575
112 ALCOHOLIC BEVERAGES	2 030	292	174	081 ANIMAL FEED STUFF	108 022	2 011	1 218
269 WORN CLOTHING,TEXTL.ARTL	2 626	650	392	231 NATURAL RUBBER, ETC.	115 235	17 446	10 540
278 OTHER CRUDE MINERALS	7 061	117	70	247 WOOD ROUGH,ROUGH SQUARED	27 945	1 729	1 034
334 PETROLEUM PRODUCTS	1 593	145	89	248 WOOD, SIMPLY WORKED	63 868	9 097	5 516
335 RESIDUAL PETROL.PRODUCTS	1 270	136	80	263 COTTON	7 178	1 529	936
421 FIXED VEG.FAT,OILS, SOFT	3 064	430	253	292 CRUDE VEG.MATERIALS, NES	3 879	1 864	1 127
431 ANIMAL, VEG.FATS,OILS,NES	5 096	320	196	422 FIXED VEG.FAT,OILS,OTHER	471 014	31 813	19 196
533 PIGMENTS, PAINTS, ETC.	82	76	45	634 VENEERS,FLYWOOD, ETC.	181 350	25 798	15 629
541 MEDICINES,ETC.EXC.GRP542	109	400	237	635 WOOD MANUFACTURES, NES	642	179	108
542 MEDICAMENTS	81	292	175	652 COTTON FABRICS, WOVEN	226	117	72
551 ESSNTL.OIL, PERFUME, FLAVR	20	62	38	664 GLASS	726	52	32
575 OTH.PLASTIC,PRIMARY FORM	13	108	63	781 PASS.MOTOR VEHCLS.EX.BUS	104	215	132
582 PLASTIC PLATE,SHEETS,ETC	232	409	246	874 MEASURE,CONTROL INSTRMNT	2	329	192
592 STARCHES,INULIN,ETC.	95	72	42	EXPORTS	255 441	80 868	48 887
625 RUBBER TYRES,TUBES,ETC.	493	113	68	011 BOVINE MEAT	419	75	47
641 PAPER AND PAPERBOARD	1 935	338	205	022 MILK AND CREAM	18 834	3 798	2 306
679 TUBES,PIPES,ETC. IRON, STL	81	60	36	034 FISH,FRESH,CHILLED,FROZN	43 561	2 649	1 583
691 METALLIC STRUCTURES NES	31	88	39	048 CEREAL PREPARATIONS	383	343	207
693 WIRE PRODUCTS EXCL.ELECT	316	70	43	054 VEGETABLES	60	57	36
695 TOOLS	81	221	132	056 VEGETABLES,PRPD,PRSTD,NES	65	60	35
699 MANUFACTS.BASE METAL,NES	84	60	34	061 SUGARS,MOLASSES,HONEY	10 695	448	272
700 CPL IND PLANT (84/85/87)	262	523	319	074 TEA AND MATE	13	51	31
713 INTRNL COMBUS PSTN ENGIN	94	425	256	232 SYNTHETIC RUBBER, ETC.	359	171	103
716 ROTATING ELECTRIC PLANT	276	1 053	625	278 OTHER CRUDE MINERALS	19 065	603	369
723 CIVIL ENGINEERING EQUIPT	64	213	129	292 CRUDE VEG.MATERIALS, NES	178	363	219
726 PRINTING,BOOKBINDING MACHS	62	70	44	334 PETROLEUM PRODUCTS	484	94	56
727 FOOD-PROCESS.MCH.NON DOM	2	76	45	335 RESIDUAL PETROL.PRODUCTS	10 795	1 313	799
728 OTH.MACH,PTS,SPCL INDUST	53	185	114	431 ANIMAL,VEG.FATS,OILS,NES	1 133	163	97
741 HEATING,COOLING EQUIP,PART	15	101	62	511 HYDROCARBONS,NES,DERIVTS	2 189	709	425
742 PUMPS FOR LIQUIDS,PARTS	144	449	270	512 ALCOHOL,PHENOL,ETC.DERIV	4 432	971	588
743 PUMPS NES,CENTRIFUGS ETC	27	117	74	513 CARBOXYLIC ACIDS,DERIVTS	26 432	2 708	1 646
744 MECHANICAL HANDLING EQUIP	80	124	74	514 NITROGEN-FUNCT.COMPOUNDS	1 284	928	561
745 OTH.NONELEC MCH.TOOL,NES	9	71	44	515 ORGANO-INORGANIC COMPODS	1 072	1 520	929
748 TRANSMISSIONS SHAFTS ETC	12	73	44	516 OTHER ORGANIC CHEMICALS	246	290	171
749 NON-ELECT MACH.PARTS,ETC	73	281	170	522 INORGANIC CHEM.ELEMENTS	10 156	792	479
752 AUTOMATC.DATA PROC.EQUIP	11	141	86	523 METAL.SALTS,INORGAN.ACID	3 066	327	194
764 TELECOMM.EQUIP.PARTS NES	3	73	42	531 SYNTH.COLOURS,LAKES,ETC.	1 528	5 663	3 435
772 ELEC.SWITCH.RELAY.CIRCUT	44	457	273	532 DYEING,TANNING MATERIALS	23	216	132
774 ELECTRO-MEDCL,XRAY EQUIP	2	65	39	533 PIGMENTS, PAINTS, ETC.	2 311	831	505
778 ELECTRIC.MACH.APPART.NES	1 225	660	398	541 MEDICINES,ETC.EXC.GRP542	26	639	389
781 PASS.MOTOR VEHCLS.EX.BUS	574	354	214	542 MEDICAMENTS	612	1 261	762
782 GOODS,SPCL TRANSPORT VEH	1 536	1 153	687	551 ESSNTL.OIL, PERFUME, FLAVR	1 366	939	572
783 ROAD MOTOR VEHICLES NES	249	209	129	553 PERFUMERY,COSMETICS,ETC.	24	108	66
784 PARTS,TRACTORS,MOTOR VEH	817	3 249	1 961	554 SOAP,CLEANERS,POLISH,ETC	3 021	1 019	614
786 TRAILERS,SEMI-TRAILR,ETC	238	83	52	571 POLYMERS OF ETHYLENE	24 228	2 535	1 519
872 MEDICAL INSTRUMENTS NES	36	61	35	572 POLYMERS OF STYRENE	2 120	594	361
873 METERS,COUNTERS,NES	12	86	51	573 POLYMERS,VINYL CHLORIDE	374	231	138
874 MEASURE,CONTROL INSTRMNT	2	116	69	574 POLYACETAL,POLYCARBONATE	1 082	367	223
882 PHOTO.CINEMATOGRPH.SUPPL	67	129	80	575 OTH.PLASTIC,PRIMARY FORM	5 658	1 839	1 110
				581 PLASTIC TUBE,PIPE,HOSE	33	79	48
LIBERIA				582 PLASTIC PLATE,SHEETS,ETC	780	651	395
IMPORTS	367 242	1 966	1 203	591 INSECTICIDES, ETC.	688	1 360	836
231 NATURAL RUBBER, ETC.	738	65	39	592 STARCHES,INULIN,ETC.	4 562	681	415
247 WOOD ROUGH,ROUGH SQUARED	1 299	63	38	598 MISC.CHEMICAL PROOTS.NES	3 788	1 598	961
277 NATURAL ABRASIVES, NES		90	56	621 MATERIALS OF RUBBER	67	68	38
281 IRON ORE, CONCENTRATES	364 384	1 167	716	625 RUBBER TYRES,TUBES,ETC.	918	572	339
716 ROTATING ELECTRIC PLANT	242	55	33	629 ARTICLES OF RUBBER, NES	111	392	235
781 PASS.MOTOR VEHCLS.EX.BUS	132	382	234	641 PAPER AND PAPERBOARD	6 802	1 006	599
EXPORTS	1 029 366	380 719	231 524	642 PAPER,PAPERBOARD,CUT ETC	925	494	299
011 BOVINE MEAT	7 066	697	420	651 TEXTILE YARN	365	558	336
022 MILK AND CREAM	5 157	1 169	709	652 COTTON FABRICS, WOVEN	291	750	454
				653 FABRICS,MAN-MADE FIBRES	408	884	540
				654 OTH.TEXTILE FABRIC,WOVEN	65	63	37
				655 KNIT.CROCHET.FABRIC NES	23	52	31
				657 SPECIAL YARN,TXTL.FABRIC	159	106	66

7 IMPORTS AND EXPORTS (SPECIAL TRADE) BY COUNTRIES OF PRODUCTION AND CONSUMPTION AND BY GROUPS OF THE SITC-REV. III 1993

GROUP DESCRIPTION	DT = 100 KG	1 000 DM	1 000 \$	GROUP DESCRIPTION	DT = 100 KG	1 000 DM	1 000 \$
662 CLAY, REFRCT. CONSTR. MATRL	524	64	37	278 OTHER CRUDE MINERALS	11 021	61	37
663 MINERAL MANUFACTURES, NES	254	259	157	292 CRUDE VEG. MATERIALS, NES	368	434	259
664 GLASS	1 447	228	137	334 PETROLEUM PRODUCTS	5 501	900	544
673 FLAT-ROLLED IRON ETC.	9 817	634	381	335 RESIDUAL PETROL. PRODUCTS	132 418	4 861	2 985
674 FLAT-ROLLED PLATED IRON	6 541	512	314	342 LIQUEFIED PROPANE, BUTANE	48 853	1 125	677
676 IRON, STL. BAR, SHAPES ETC.	2 883	141	86	431 ANIMAL, VEG. FATS, OILS, NES	702	50	31
679 TUBES, PIPES, ETC. IRON, STL	515	105	62	511 HYDROCARBONS, NES, DERIVTS	1 099	105	62
684 ALUMINIUM	710	593	358	512 ALCOHOL, PHENOL, ETC. DERIV	291	82	50
692 CONTAINERS, STORAGE, TRNSP	26	53	33	513 CARBOXYLIC ACIDS, DERIVTS	603	204	118
693 WIRE PRODUCTS EXCL. ELECT	1 599	497	296	514 NITROGEN-FUNCT. COMPOUNDS	1 247	983	601
695 TOOLS	259	518	312	515 ORGANIC-INORGANIC COMPNDS	91	164	99
696 CUTLERY	317	664	406	516 OTHER ORGANIC CHEMICALS	556	242	145
697 HOUSEHOLD EQUIPMENT, NES	60	69	40	522 INORGANIC CHEM. ELEMENTS	14 084	906	540
699 MANUFACT. BASE METAL, NES	186	337	201	523 METAL, SALTS, INORGAN. ACID	19 994	1 478	900
712 STEAM TURBINES	3	267	164	531 SYNTH. COLOURS, LAKES, ETC.	890	2 694	1 645
713 INTRNL COMBUS PSTN ENGIN	215	918	558	533 PIGMENTS, PAINTS, ETC.	1 323	580	346
716 ROTATING ELECTRIC PLANT	75	203	121	541 MEDICINES, ETC. EXC. GRP542	191	1 246	747
721 AGRIC. MACHINES, EX. TRACTR	87	80	49	542 MEDICAMENTS	277	1 612	962
722 TRACTORS	249	337	203	551 ESSNTL. OIL, PERFUME, FLAVR	134	105	64
723 CIVIL ENGINEERING EQUIPT	85	142	86	553 PERFUMERY, COSMETICS, ETC.	79	159	92
724 TEXTILE, LEATHER MACHINES	112	1 087	655	554 SOAP, CLEANERS, POLISH, ETC	717	470	286
725 PAPER, PULP MILL MACHINES	18	55	33	571 POLYMERS OF ETHYLENE	2 049	237	145
726 PRINTING, BOOKBINDING MACHS	68	575	339	572 POLYMERS OF STYRENE	1 699	318	196
727 FOOD-PROCESS. MCH. NON DOM	192	1 277	778	573 POLYMERS, VINYL CHLORIDE	1 636	408	245
728 OTH. MACH. PTS, SPCL. INDUST	494	2 175	1 316	574 POLYACETAL, POLYCARBONATE	413	126	76
735 PARTS, NES, FOR MACH-TOOLS	9	127	77	575 OTH. PLASTIC, PRIMARY FORM	3 611	1 123	676
737 METALWORKING MACHNRY NES	5	52	31	581 PLASTIC TUBE, PIPE, HOSE	275	134	78
741 HEATING, COOLING EQUIP, PART	672	1 693	1 028	582 PLASTIC PLATE, SHEETS, ETC	161	169	102
742 PUMPS FOR LIQUIDS, PARTS	181	518	307	583 MONOFILAMENT OF PLASTICS	975	191	117
743 PUMPS NES, CENTRIFUGS ETC	256	864	515	591 INSECTICIDES, ETC.	527	1 003	610
744 MECHANICAL HANDLING EQUIP	382	705	425	592 STARCHES, INULIN, ETC.	1 312	771	468
745 OTH. NONELEC MCH, TOOL, NES	264	1 320	802	593 EXPLOSIVES, PYROTECHNICS	1 229	519	316
746 BALL OR ROLLER BEARINGS	28	145	87	597 PREPRD ADDITIVES, LIQUIDS	181	121	72
747 TAPS, COCKS, VALVES, ETC.	3	139	83	598 MISC. CHEMICAL PRODS. NES	3 376	1 878	1 143
748 TRANSMISSIONS SHAFTS ETC	228	650	395	600 CPL IND PLANT CHAP 69-76	1 828	3 157	1 865
749 NON-ELECT MACH. PARTS, ETC	91	361	217	621 MATERIALS OF RUBBER	607	264	160
751 OFFICE MACHINES	47	147	87	625 RUBBER TYRES, TUBES, ETC.	7 015	2 215	1 332
752 AUTOMATC. DATA PROC. EQUIP	260	1 397	863	629 ARTICLES OF RUBBER, NES	106	332	195
759 PARTS, FOR OFFICE MACHINS	6	61	36	641 PAPER AND PAPERBOARD	8 448	758	450
761 TELEVISION RECEIVERS ETC	3	69	41	642 PAPER, PAPERBOARD, CUT ETC	3 121	988	583
764 TELECOMM. EQUIP. PARTS NES	6	152	89	651 TEXTILE YARN	575	231	142
771 ELECT POWER MACHNRY. PARTS	13	55	32	652 COTTON FABRICS, WOVEN	35	94	54
772 ELECT. SWITCH, RELAY, CIRCUIT	8	248	143	653 FABRICS, MAN-MADE FIBRES	428	452	273
774 ELECTRO-MEDCL. XRAY EQUIP	1	58	35	657 SPECIAL YARN, TXTL. FABRIC	1 136	698	422
775 DOM. ELEC. NON-ELEC. EQUIPT	25	153	93	658 TEXTILE ARTICLES NES	237	110	66
778 ELECTRIC MACH. APPART. NES	368	1 135	678	661 LIME, CEMENT, CONSTR. MATRL	73 674	1 527	915
781 PASS. MOTOR VEHCLS. EX. BUS	1 617	4 841	2 821	662 CLAY, REFRCT. CONSTR. MATRL	1 510	173	104
782 GOODS, SPCL. TRANSPORT VEH	886	1 472	900	663 MINERAL MANUFACTURES, NES	638	453	270
783 ROAD MOTOR VEHICLES NES	1 004	1 547	955	664 GLASS	12 139	1 233	737
784 PARTS, TRACTORS, MOTOR VEH	664	1 604	962	665 GLASSWARE	973	248	148
785 CYCLES, MOTORCYCLES ETC.	677	339	208	667 PEARLS, PRECIOUS STONES	.	.	.
786 TRAILERS, SEMI-TRAILR, ETC	161	103	62	672 INGOTS ETC. IRON OR STEEL	98 891	4 074	2 464
872 MEDICAL INSTRUMENTS NES	20	120	70	673 FLAT-ROLLED IRON ETC.	27 297	2 219	1 343
874 MEASURE, CONTROL INSTRMNT	18	505	293	674 FLAT-ROLLED PLATED IRON	7 101	1 228	743
881 PHOTOGRAPH APPAR. ETC. NES	29	235	144	676 IRON, STL. BAR, SHAPES ETC.	5 550	432	255
882 PHOTO. CINEMATOGPH. SUPPL	981	1 490	890	678 WIRE OF IRON OR STEEL	1 229	194	117
885 WATCHES AND CLOCKS	1	65	39	679 TUBES, PIPES, ETC. IRON, STL	4 674	1 279	777
892 PRINTED MATTER	216	298	181	682 COPPER	1 727	765	465
893 ARTICLES, NES, OF PLASTICS	201	357	216	684 ALUMINIUM	286	341	210
894 BABY CARRIAGE, TOYS, GAMES	60	120	74	691 METALLIC STRUCTURES NES	780	711	428
895 OFFICE, STATIONERY SUPPLS	243	639	386	692 CONTAINERS, STORAGE, TRNSP	1 143	802	485
898 MUSICAL INSTRUMENTS, ETC.		56	33	693 WIRE PRODUCTS EXCL. ELECT	503	252	155
899 MISC MANUFACTRD GOODS NES	76	231	139	694 NAILS, SCREWS, NUTS, ETC.	130	131	77
GHANA				695 TOOLS	662	1 904	1 140
IMPORTS	2 744 462	333 753	201 532	696 CUTLERY	103	219	130
001 LIVE ANIMALS	22	112	68	697 HOUSEHOLD EQUIPMENT, NES	389	157	92
034 FISH, FRESH, CHILLED, FROZN	118	269	163	699 MANUFACT. BASE METAL, NES	19 039	2 373	1 428
035 FISH, DRIED, SALTED, SMOKED	109	78	43	700 CPL IND PLANT (84/85/87)	6 170	8 980	5 390
036 CRUSTACEANS, MOLLUSCS ETC	21	88	56	711 STEAM GENER. BOILERS, ETC.	65	202	122
054 VEGETABLES	3 522	598	354	712 STEAM TURBINES	57	188	115
057 FRUIT, NUTS EXCL. OIL NUTS	20 891	2 594	1 563	713 INTRNL COMBUS PSTN ENGIN	504	1 323	793
058 FRUIT, PRESERVED, PREPARED	506	146	90	716 ROTATING ELECTRIC PLANT	322	756	452
071 COFFEE, COFFEE SUBSTITUTE	4 203	688	410	718 OTH. POWR. GENRTNG. MACHNRY	17	83	52
072 COCOA	513 387	89 218	53 660	721 AGRIC. MACHINES, EX. TRACTR	115	155	93
231 NATURAL RUBBER, ETC.	2 846	371	223	722 TRACTORS	244	81	48
247 WOOD ROUGH, ROUGH SQUARED	503 890	24 748	15 123	723 CIVIL ENGINEERING EQUIPT	3 580	7 989	4 869
248 WOOD, SIMPLY WORKED	479 403	42 979	25 907	724 TEXTILE, LEATHER MACHINES	329	1 985	1 206
251 PULP AND WASTE PAPER	637	65	40	725 PAPER, PULP MILL MACHINES	109	706	439
277 NATURAL ABRASIVES, NES		854	513	726 PRINTING, BOOKBINDING MACHS	355	1 729	1 041
285 ALUMINIUM ORE, CONCTR. ETC	526 765	3 599	2 199	727 FOOD-PROCESS. MCH. NON DOM	52	526	318
288 NON-FERROUS WASTE, SCRAP	11 843	2 714	1 631	728 OTH. MACH. PTS, SPCL. INDUST	3 785	4 743	2 857
292 CRUDE VEG. MATERIALS, NES	107	110	67	731 METAL REMOVAL WORK TOOLS	94	184	109
512 ALCOHOL, PHENOL, ETC. DERIV	970	83	49	733 MACH-TOOLS, METAL-WORKING	51	172	104
634 VENEERS, PLYWOOD, ETC.	54 269	10 129	6 157	735 PARTS, NES, FOR MACH-TOOLS	87	714	427
635 WOOD MANUFACTURES, NES	3 059	693	421	737 METALWORKING MACHNRY NES	122	208	128
667 PEARLS, PRECIOUS STONES	.	.	.	741 HEATING, COOLING EQUIP, PART	1 759	2 680	1 607
684 ALUMINIUM	613 924	149 962	90 600	742 PUMPS FOR LIQUIDS, PARTS	416	1 793	1 086
745 OTH. NONELEC MCH, TOOL, NES	22	391	230	743 PUMPS NES, CENTRIFUGS ETC	370	965	573
821 FURNITURE, CUSHIONS, ETC.	1 359	246	151	744 MECHANICAL HANDLING EQUIP	2 016	2 211	1 342
872 MEDICAL INSTRUMENTS NES	408	457	277	745 OTH. NONELEC MCH, TOOL, NES	1 175	6 911	4 180
898 MUSICAL INSTRUMENTS, ETC.	80	56	31	746 BALL OR ROLLER BEARINGS	17	108	60
899 MISC MANUFACTRD GOODS NES	936	836	505	747 TAPS, COCKS, VALVES, ETC.	195	526	316
EXPORTS	737 023	176 686	106 568	748 TRANSMISSIONS SHAFTS ETC	144	638	385
011 BOVINE MEAT	11 127	1 237	755	749 NON-ELECT MACH. PARTS, ETC	691	1 493	899
022 MILK AND CREAM	14 135	4 360	2 665	751 OFFICE MACHINES	65	305	183
037 FISH ETC. PREPD, PRSD. NES	2 154	1 211	669	752 AUTOMATC. DATA PROC. EQUIP	68	532	319
046 MEAL, FLOUR OF WHEAT, MSLN	22 790	944	574	759 PARTS, FOR OFFICE MACHINS	13	152	92
048 CEREAL PREPARATIONS	5 949	482	288	764 TELECOMM. EQUIP. PARTS NES	21	539	322
054 VEGETABLES	61	65	41	771 ELECT POWER MACHNRY. PARTS	328	474	285
061 SUGARS, MOLASSES, HONEY	31 166	1 679	1 025	772 ELEC. SWITCH, RELAY, CIRCUIT	214	1 447	873
081 ANIMAL FEED STUFF	10 177	824	500	773 ELECTR. DISTRIB. EQPT NES	943	622	375
266 SYNTHETIC FIBRES	4 992	1 449	866	774 ELECTRO-MEDCL. XRAY EQUIP	20	424	261
269 WORN CLOTHING, TEXTL. ARTL	27 025	6 423	3 901	775 DOM. ELEC. NON-ELEC. EQUIPT	729	568	347
				776 TRANSISTORS, VALVES, ETC.	2	129	77
				778 ELECTRIC MACH. APPART. NES	1 855	1 625	967
				781 PASS. MOTOR VEHCLS. EX. BUS	5 656	8 177	4 937
				782 GOODS, SPCL. TRANSPORT VEH	13 229	3 715	2 255
				783 ROAD MOTOR VEHICLES NES	3 010	1 773	1 059

7 IMPORTS AND EXPORTS (SPECIAL TRADE) BY COUNTRIES OF PRODUCTION AND CONSUMPTION AND BY GROUPS OF THE SITC-REV. III 1993

GROUP DESCRIPTION	DT = 100 KG	1 000 DM	1 000 \$	GROUP DESCRIPTION	DT = 100 KG	1 000 DM	1 000 \$
784 PARTS,TRACTORS,MOTOR VEH	6 630	14 674	8 847	112 ALCOHOLIC BEVERAGES	3 456	526	311
785 CYCLES,MOTORCYCLES ETC.	74	60	36	122 TOBACCO, MANUFACTURED	114	178	108
786 TRAILERS,SEMI-TRAILR,ETC	1 197	589	353	269 WORN CLOTHING,TEXTL.ARTL	22 928	6 223	3 766
791 RAILWAY VEHICLES,EQUIPNT	485	1 428	854	292 CRUDE VEG.MATERIALS, NES	35	191	111
793 SHIP,BOAT,FLOAT,STRUCTRS	936	1 743	1 031	421 FIXED VEG.FAT,OILS, SOFT	7 600	597	363
800 CPL IND PLANT CHAP 90/94	19	330	203	514 NITROGEN-FUNCT.COMPOUNDS	198	64	38
813 LIGHTNG FIXTURES ETC.NES	445	693	415	531 SYNTH.COLOURS,LAKES,ETC.	52	148	90
821 FURNITURE,CUSHIONS,ETC.	274	792	465	533 PIGMENTS, PAINTS, ETC.	629	194	117
848 CLOTHNG,NONTXTL;HEADGEAR	194	373	223	541 MEDICINES,ETC.EXC.GRP542	30	446	269
851 FOOTWEAR	155	276	168	542 MEDICAMENTS	3	83	50
871 OPTICAL INSTRUMENTS,NES	1	69	40	553 PERFUMERY,COSMETICS,ETC.	55	147	86
872 MEDICAL INSTRUMENTS NES	173	1 352	827	574 POLYACETAL,POLYCARBONATE	508	124	75
873 METERS,COUNTERS,NES	18	146	89	575 OTH.PLASTIC,PRIMARY FORM	815	156	96
874 MEASURE,CONTROL INSTRMNT	122	2 286	1 362	592 STARCHES,INULIN,ETC.	222	102	62
882 PHOTO.CINEMATOGPH.SUPPL	375	621	376	625 RUBBER TYRES,TUBES,ETC.	7 916	873	530
884 OPTICAL GOODS NES	1	55	33	641 PAPER AND PAPERBOARD	1 258	124	78
892 PRINTED MATTER	243	385	230	642 PAPER,PAPERBOARD,CUT ETC	1 884	407	246
893 ARTICLES,NES,OF PLASTICS	292	321	186	652 COTTON FABRICS, WOVEN	1 059	2 343	1 437
894 BABY CARRIAGE,TOYS,GAMES	23	74	44	653 FABRICS,MAN-MADE FIBRES	423	371	221
895 OFFICE,STATIONERY SUPPLS	155	661	397	654 OTH.TEXTILE FABRIC,WOVEN	14	81	50
898 MUSICAL INSTRUMENTS,ETC.	4	57	31	655 KNIT.CROCHET.FABRIC NES	43	75	46
899 MISC MANUFCTRD GOODS NES	44	212	128	662 CLAY,REFRCT.CONSTR.MATRL	2 886	316	195
941 COMPL IND PLANT CHAPT 99	359	1 445	847	663 MINERAL MANUFACTURES,NES	127	75	46
				693 WIRE PRODUCTS EXCL.ELECT	1 918	1 239	724
				695 TOOLS	27	123	72
TOGO				699 MANUFACTS.BASE METAL,NES	256	264	159
IMPORTS	28 432	6 651	3 997	723 CIVIL ENGINEERING EQUIPT	786	1 080	633
036 CRUSTACEANS,MOLLUSCS ETC	45	111	70	726 PRINTNG,BOOKBINDNG MACHS	28	66	39
057 FRUIT,NUTS EXCL.OIL NUTS	1 371	454	273	728 OTH.MACH,PTS,SPCL INDUST	60	468	286
071 COFFEE,COFFEE SUBSTITUTE	13 940	2 277	1 382	741 HEATING,COOLNG EQUIP,PART	27	70	43
072 COCOA	2 783	672	400	743 PUMPS NES,CENTRIFUGS ETC	27	139	85
263 COTTON	9 405	1 851	1 096	744 MECHANICAL HANDLING EQUIP	136	170	100
288 NON-FERROUS WASTE,SCRAP	348	89	54	745 OTH.NONELEC MCH,TOOL,NES	13	266	160
292 CRUDE VEG.MATERIALS, NES	121	389	236	747 TAPS,COCKS,VALVES,ETC.	25	87	53
635 WOOD MANUFACTURES, NES	26	98	59	749 NON-ELECT MACH,PARTS,ETC	27	90	54
716 ROTATING ELECTRIC PLANT	20	54	33	764 TELECOMM.EQUIP,PARTS NES	40	714	419
897 GOLD,SILVERWARE,JEWEL NES	6	54	33	772 ELEC.SWITCH.RELAY.CIRCUT	3	157	94
				776 TRANSISTORS,VALVES,ETC.	3	217	130
EXPORTS	74 123	27 479	16 511	778 ELECTRIC.MACH.APPART.NES	53	118	66
022 MILK AND CREAM	3 176	618	370	781 PASS.MOTOR VEHCLS.EX.BUS	25 492	7 468	4 513
048 CEREAL PREPARATIONS	846	103	62	782 GOODS,SPCL TRANSPORT VEH	1 990	468	289
061 SUGARS,MOLASSES,HONEY	12 078	555	331	784 PARTS,TRACTORS,MOTOR VEH	513	3 723	2 588
098 EDIBLE PROD.PREPRNTS,NES	471	206	117	785 CYCLES,MOTORCYCLES ETC.	290	171	105
122 TOBACCO, MANUFACTURED	85	136	83	786 TRAILERS,SEMI-TRAILR,ETC	330	105	62
269 WORN CLOTHING,TEXTL.ARTL	20 217	4 858	2 919	813 LIGHTNG FIXTURES ETC.NES	56	84	51
334 PETROLEUM PRODUCTS	1 284	273	164	821 FURNITURE,CUSHIONS,ETC.	111	58	35
522 INORGANIC CHEM.ELEMENTS	1 499	64	39	851 FOOTWEAR	145	51	31
531 SYNTH.COLOURS,LAKES,ETC.	13	59	36	872 MEDICAL INSTRUMENTS NES	12	56	33
541 MEDICINES,ETC.EXC.GRP542	21	260	157	874 MEASURE,CONTROL INSTRMNT	53	792	477
542 MEDICAMENTS	17	87	51	882 PHOTO.CINEMATOGPH.SUPPL	34	63	36
598 MISC.CHEMICAL PRODTS,NES	1 209	235	144	893 ARTICLES,NES,OF PLASTICS	122	114	65
629 ARTICLES OF RUBBER, NES	16	54	31	895 OFFICE,STATIONERY SUPPLS	47	148	88
641 PAPER AND PAPERBOARD	98	51	32	897 GOLD,SILVERWARE,JEWEL NES	1	70	43
642 PAPER,PAPERBOARD,CUT ETC	928	189	115				
652 COTTON FABRICS, WOVEN	312	365	220	NIGERIA			
653 FABRICS,MAN-MADE FIBRES	178	193	112	IMPORTS	60 032 923	1 440 611	869 145
655 KNIT.CROCHET.FABRIC NES	76	63	36	034 FISH,FRESH,CHILLED,FROZLN	190	459	278
657 SPECIAL YARN,TXTL.FABRIC	104	71	44	036 CRUSTACEANS,MOLLUSCS ETC	1 876	2 351	1 425
664 GLASS	567	53	30	057 FRUIT,NUTS EXCL.OIL NUTS	337	48	30
673 FLAT-ROLLED IRON ETC.	14 032	1 355	815	072 COCOA	180 987	36 182	21 797
674 FLAT-ROLLED PLATED IRON	967	78	48	075 SPICES	1 008	140	84
679 TUBES,PIPES,ETC.IRON,STL	124	81	49	081 ANIMAL FEED STUFF	42 912	675	410
691 METALLIC STRUCTURES NES	402	148	91	121 TOBACCO, UNMANUFACTURED	1 232	514	311
692 CONTAINERS,STORAGE,TRNSP	280	272	160	222 OILSEED(SFT.FIX VEG.OIL)	363	61	38
695 TOOLS	24	112	68	231 NATURAL RUBBER, ETC.	24 814	3 346	2 041
696 CUTLERY	50	86	50	245 FUEL WOOD, WOOD CHARCOAL	7 148	439	266
699 MANUFACTS.BASE METAL,NES	252	121	70	247 WOOD ROUGH,ROUGH SQUARED	370	58	35
713 INTRNL COMBUS PSTN ENGIN	63	327	193	248 WOOD, SIMPLY WORKED	23 651	487	299
716 ROTATING ELECTRIC PLANT	2	59	34	267 DRE,CONCENTR.BASE METALS	1 277	684	420
724 TEXTILE,LEATHER MACHINES	9	54	31	288 NON-FERROUS WASTE,SCRAP	10 197	1 992	1 200
727 FOOD-PROCESS.MCH.NON DOM	32	358	218	292 CRUDE VEG.MATERIALS, NES	13 084	5 804	3 533
741 HEATING,COOLNG EQUIP,PART	29	174	107	333 PETROLEUM OILS, CRUDE	59 674 521	1 377 817	831 212
742 PUMPS FOR LIQUIDS,PARTS	28	164	98	512 ALCOHOL,PHENOL,ETC.DERIV	4 174	338	198
745 OTH.NONELEC MCH,TOOL,NES	14	177	105	562 FERTILIZER,EXCEPT GRP272	36 341	812	495
749 NON-ELECT MACH,PARTS,ETC	32	104	62	598 MISC.CHEMICAL PRODTS,NES	2 051	161	98
764 TELECOMM.EQUIP,PARTS NES	30	229	139	651 TEXTILE YARN	1 514	626	379
771 ELECT POWER MACHNY,PARTS	242	319	195	687 PEARLS,PRECIOUS STONES	.	.	.
772 ELEC.SWITCH.RELAY.CIRCUT	64	614	378	713 INTRNL COMBUS PSTN ENGIN	38	143	82
773 ELECTR DISTRIB.EQPT NES	105	150	91	714 ENGINES,MOTORS NON-ELECT	3	101	59
774 ELECTRO-MEDCL,XRAY EQUIP	4	98	59	716 ROTATING ELECTRIC PLANT	118	108	68
778 ELECTRIC.MACH.APPART.NES	57	111	67	728 OTH.MACH,PTS,SPCL INDUST	90	113	71
781 PASS.MOTOR VEHCLS.EX.BUS	5 168	7 223	4 363	743 PUMPS NES,CENTRIFUGS ETC	48	456	283
782 GOODS,SPCL TRANSPORT VEH	1 602	955	589	749 NON-ELECT MACH,PARTS,ETC	4	64	40
783 ROAD MOTOR VEHICLES NES	330	432	255	764 TELECOMM.EQUIP,PARTS NES	5	154	93
784 PARTS,TRACTORS,MOTOR VEH	461	1 685	1 008	772 ELEC.SWITCH.RELAY.CIRCUT	16	71	41
872 MEDICAL INSTRUMENTS NES	19	82	51	778 ELECTRIC.MACH.APPART.NES	4	104	64
874 MEASURE,CONTROL INSTRMNT	10	1 295	761	784 PARTS,TRACTORS,MOTOR VEH	655	74	46
882 PHOTO.CINEMATOGPH.SUPPL	41	58	34	874 MEASURE,CONTROL INSTRMNT	2	162	99
892 PRINTED MATTER	81	118	72				
893 ARTICLES,NES,OF PLASTICS	94	140	85	EXPORTS	3 372 378	1 140 696	688 399
				001 LIVE ANIMALS	6	124	75
BENIN				012 OTHER MEAT, MEAT OFFAL	318	135	81
IMPORTS	12 245	1 378	827	017 MEAT,OFFL,PRPD,PRSD,NES	86	105	64
071 COFFEE,COFFEE SUBSTITUTE	2 012	336	201	022 MILK AND CREAM	52 666	11 303	6 844
248 WOOD, SIMPLY WORKED	597	74	45	023 BUTTER,OTHER FAT OF MILK	518	92	55
422 FIXED VEG.FAT,OILS,OTHER	9 506	507	309	024 CHEESE AND CURD	370	22	120
961 COIN NONGOLD NONCURRENT	1	79	46	034 FISH,FRESH,CHILLED,FROZLN	163 381	9 526	5 796
EXPORTS	118 186	37 199	22 425	046 MEAL, FLOUR OF WHEAT,MSLN	371	59	35
011 BOVINE MEAT	609	153	90	048 CEREAL PREPARATIONS	200	86	49
022 MILK AND CREAM	1 400	377	229	059 FRUIT, VEGETABLE JUICES	335	70	44
061 SUGARS,MOLASSES,HONEY	26 479	1 056	635	081 SUGARS,MOLASSES,HONEY	28 199	1 250	761
098 EDIBLE PROD.PREPRNTS,NES	222	107	63	082 SUGAR CONFECTIONERY	166	64	39
				081 ANIMAL FEED STUFF	357	253	156
				098 EDIBLE PROD.PREPRNTS,NES	1 830	656	398
				111 NON-ALCOHOL.BEVERAGE,NES	1 878	222	136

7 IMPORTS AND EXPORTS (SPECIAL TRADE) BY COUNTRIES OF PRODUCTION AND CONSUMPTION AND BY GROUPS OF THE SITC-REV. III 1993

GROUP DESCRIPTION	DT = 100 KG	1 000 DM	1 000 \$	GROUP DESCRIPTION	DT = 100 KG	1 000 DM	1 000 \$
112 ALCOHOLIC BEVERAGES	7 968	1 572	955	742 PUMPS FOR LIQUIDS,PARTS	1 107	5 926	3 601
122 TOBACCO, MANUFACTURED	121	147	86	743 PUMPS NES,CENTRIFUGS ETC	7 827	15 826	9 627
232 SYNTHETIC RUBBER, ETC.	3 567	871	516	744 MECHANICAL HANDLING EQUIP	6 031	13 491	8 111
251 PULP AND WASTE PAPER	11 330	593	359	745 OTH.NONELEC MCH,TOOL,NES	2 364	20 749	12 508
266 SYNTHETIC FIBRES	608	116	71	746 BALL OR ROLLER BEARINGS	346	1 463	885
269 WORN CLOTHING,TEXTL.ARTL	12 707	3 280	1 983	747 TAPS,COCKS,VALVES,ETC.	965	6 671	4 027
273 STONE, SAND AND GRAVEL	20 363	106	66	748 TRANSMISSIONS SHAFTS ETC	1 703	8 117	4 904
278 OTHER CRUDE MINERALS	46 212	652	391	749 NON-ELECT MACH.PARTS,ETC	1 738	6 772	4 114
282 FERROUS WASTE AND SCRAP	450	65	38	751 OFFICE MACHINES	486	23 787	14 368
292 CRUDE VEG.MATERIALS, NES	868	1 919	1 154	752 AUTOMATC.DATA PROC.EQUIP	99	2 158	1 303
334 PETROLEUM PRODUCTS	40 718	3 060	1 851	753 PARTS, FOR OFFICE MACHINS	72	2 195	1 356
335 RESIDUAL PETROL. PRODUCTS	89 495	10 611	6 390	761 TELEVISION RECEIVERS ETC	9	54	33
411 ANIMAL OILS AND FATS	3 372	294	177	763 SOUND RECORDER,PHONOGRPH	7	71	44
422 FIXED VEG.FAT,OILS,OTHER	1 630	191	119	764 TELECOMM.EQUIP.PARTS NES	657	10 698	6 418
431 ANIMAL,VEG.FATS,OILS,NES	3 229	465	285	771 ELECT POWER MACHNY,PARTS	3 848	4 783	2 873
511 HYDROCARBONS,NES,DERIVTS	6 003	891	539	772 ELEC. SWITCH, RELAY,CIRCUIT	2 779	10 313	6 228
512 ALCOHOL, PHENOL, ETC.DERIV	13 438	1 993	1 192	773 ELECTR DISTRIB.EQPT NES	8 776	6 869	4 200
513 CARBOXYLIC ACIDS,DERIVTS	29 885	4 329	2 656	774 ELECTRO-MEDCL,XRAY EQUIP	214	19 336	11 800
514 NITROGEN-FUNCT.COMPOUNDS	29 341	18 902	11 361	775 DOM.ELEC, NON-ELEC. EQUIPT	8 101	2 488	1 505
515 ORGANO-INORGANIC COMPOUNDS	3 081	4 970	3 011	776 TRANSISTORS, VALVES, ETC.		292	176
516 OTHER ORGANIC CHEMICALS	5 236	968	583	778 ELECTRIC MACH. APPART. NES	9 869	12 594	7 604
522 INORGANIC CHEM.ELEMENTS	35 362	3 203	1 941	781 PASS.MOTOR VEHCLS.EX.BUS	58 822	50 133	30 106
523 METAL. SALTS, INORGAN.ACID	56 478	5 645	3 415	782 GOODS, SPCL TRANSPORT VEH	47 258	34 805	20 842
531 SYNTH.COLOURS,LAKES,ETC.	5 065	24 881	15 034	783 ROAD MOTOR VEHICLES NES	6 017	2 040	1 221
532 DYEING,TANNING MATERIALS	361	58	34	784 PARTS,TRACTORS,MOTOR VEH	38 552	87 659	52 730
533 PIGMENTS, PAINTS, ETC.	14 883	7 673	4 635	785 CYCLES,MOTORCYCLES ETC.	422	538	359
541 MEDICINES,ETC.EXC.GRP542	1 190	5 230	3 181	786 TRAILERS,SEMI-TRAILR,ETC	2 046	2 281	1 372
542 MEDICAMENTS	2 158	3 636	2 204	791 RAILWAY VEHICLES.EQUIPNT	34	70	44
551 ESSNTL.OIL,PERFUME,FLAVR	3 185	4 187	2 640	792 AIRCRAFT,ASSOCTD.EQUIPNT	116	34 180	20 587
553 PERFUMERY,COSMETICS,ETVCS	218	269	164	793 SHIP,BOAT,FLOAT.STRUCTRS	4 514	751	457
554 SOAP,CLEANERS,POLISH,ETC	5 624	1 922	1 160	800 CPL IND PLANT CHAP 90/94	9	295	183
562 FERTILIZER,EXCEPT GRP272	155 793	3 374	2 047	812 PLUMBING,SANITRY,EQPT.ETC	238	202	122
571 POLYMERS OF ETHYLENE	34 258	3 980	2 405	813 LIGHTING FIXTURES ETC.NES	2 417	4 010	2 437
572 POLYMERS OF STYRENE	892	238	142	821 FURNITURE,CUSHIONS,ETC.	1 985	4 205	2 548
573 POLYMERS,VINYL CHLORIDE	6 664	1 477	895	831 TRUNK,SUIT-CASES,BAG,ETC	35	101	58
574 POLYACETAL,POLYCARBONATE	15 250	2 111	1 271	841 MENS,BOYS CLOTHING,X-KNIT	30	455	278
575 OTH.PLASTIC,PRIMARY FORM	27 774	6 841	4 089	845 OTHR.TEXTILE APPAREL,NES	5	65	39
581 PLASTIC TUBE,PIPE,HOSE	4 423	2 212	1 337	848 CLOTHING,NONXTL;HEADGEAR	96	182	112
582 PLASTIC PLATE,SHEETS,ETC	3 589	1 892	1 143	851 FOOTWEAR	378	444	265
583 MONOFILAMENT OF PLASTICS	295	214	130	871 OPTICAL INSTRUMENTS,NES	1	101	63
591 INSECTICIDES, ETC.	2 869	2 505	1 512	872 MEDICAL INSTRUMENTS NES	573	967	577
592 STARCHES,INULIN,ETC.	1 612	785	477	873 METERS,COUNTERS,NES	72	829	504
593 EXPLOSIVES,PYROTECHNICS	11 609	11 907	7 237	874 MEASURE,CONTROL INSTRMNT	434	18 935	11 166
597 PREPRD ADDITIVES,LIQUIDS	3 179	1 312	790	881 PHOTOGRAPH APPAR.ETC.NES	77	5 258	3 097
598 MISC.CHEMICAL PRODS,NES	24 475	14 217	8 577	882 PHOTO.CINEMATOGRPH.SUPPL	8 869	13 618	8 237
600 CPL IND PLANT CHAP 69-76	20 927	14 244	8 674	884 OPTICAL GOODS NES	1	109	68
621 MATERIALS OF RUBBER	1 338	1 008	609	885 WATCHES AND CLOCKS	45	915	548
625 RUBBER TYRES,TUBES,ETC.	11 296	4 396	2 646	892 PRINTED MATTER	370	552	327
629 ARTICLES OF RUBBER, NES	1 164	1 387	837	893 ARTICLES,NES,OF PLASTICS	4 421	3 116	1 917
634 VENEERS, PLYWOOD, ETC.	11 308	1 243	761	894 BABY CARRIAGE, TOYS,GAMES	69	100	58
635 WOOD MANUFACTURES, NES	1 342	3 875	2 360	895 OFFICE, STATIONERY SUPPLS	518	2 336	1 405
641 PAPER AND PAPERBOARD	91 024	10 239	6 192	897 GOLD,SILVERWARE,JEWEL NES	2	101	59
642 PAPER,PAPERBOARD,CUT ETC	6 943	2 896	1 737	898 MUSICAL INSTRUMENTS,ETC.	52	411	246
651 TEXTILE YARN	43	71	45	899 MISC MANUFCTRD GOODS NES	305	1 323	803
652 COTTON FABRICS, WOVEN	718	4 022	2 464	941 COMPL IND PLANT CHAPT 99	13 212	25 133	15 042
653 FABRICS,MAN-MADE FIBRES	334	436	264				
654 OTH.TEXTILE FABRIC,WOVEN	145	135	81	CAMEROON			
655 KNIT,CROCHET,FABRIC NES	95	76	47	IMPORTS			
657 SPECIAL YARN,TXL.FABRIC	491	623	377		2 295 984	177 404	107 199
658 TEXTILE ARTICLES NES	11	59	36	001 LIVE ANIMALS	15	337	208
659 FLOOR COVERINGS, ETC.	313	503	308	054 VEGETABLES	190	57	35
661 LIME,CEMENT,CONSTR.MATRL	568 757	8 229	4 998	057 FRUIT,NUTS EXCL.OIL NUTS	70 154	7 481	4 446
662 CLAY,REFRCT.CONSTR.MATRL	18 164	3 385	2 071	071 COFFEE,COFFEE SUBSTITUTE	162 231	34 690	21 029
663 MINERAL MANUFACTURES,NES	12 719	11 879	7 106	072 COCOA	86 398	18 288	11 134
664 GLASS	14 054	2 613	1 574	071 TOBACCO, UNMANUFACTURED	1 356	150	90
665 GLASSWARE	358	429	259	231 NATURAL RUBBER, ETC.	107 938	16 590	10 052
666 POTTERY	90	231	139	247 WOOD ROUGH,ROUGH SQUARED	447 646	30 280	18 366
667 PEARLS,PRECIOUS STONES				248 WOOD, SIMPLY WORKED	39 222	2 936	1 766
672 INGOTS ETC.IRON OR STEEL	39 647	1 307	793	263 COTTON	5 081	962	588
673 FLAT-ROLLED IRON ETC.	968 494	92 584	55 159	288 NON-FERROUS WASTE, SCRAP	367	86	52
674 FLAT-ROLLED PLATED IRON	45 429	4 324	2 618	292 CRUDE VEG.MATERIALS, NES	767	293	174
675 FLAT-ROLLED, ALLOY STEEL	1 567	266	162	333 PETROLEUM OILS, CRUDE	1 165 740	22 193	13 077
676 IRON,STL,BAR,SHAPES ETC.	46 881	3 721	2 228	422 FIXED VEG.FAT,OILS,OTHER	46 251	2 984	1 794
677 RAILWAY TRACK IRON,STEEL	1 165	705	414	634 VENEERS, PLYWOOD, ETC.	3 573	697	423
678 WIRE OF IRON OR STEEL	4 803	866	519	666 POTTERY	16	50	30
679 TUBES,PIPES,ETC.IRON,STL	55 840	9 266	5 567	684 ALUMINIUM	154 994	36 362	22 134
682 COPPER	7 450	3 627	2 214	723 CIVIL ENGINEERING EQUIPT	944	50	31
683 NICKEL	23	61	36	728 OTH.MACH,PTS,SPCL INDUST	1 097	74	47
684 ALUMINIUM	1 958	1 365	824	764 TELECOMM.EQUIP.PARTS NES	31	416	256
686 ZINC	10 984	1 870	1 139	778 ELECTRIC MACH. APPART. NES	2	49	30
691 METALLIC STRUCTURES NES	3 566	5 291	3 233	781 PASS.MOTOR VEHCLS.EX.BUS	14	59	36
692 CONTAINERS,STORAGE,TRNSP	4 883	3 558	2 157	898 MUSICAL INSTRUMENTS,ETC.	138	258	154
693 WIRE PRODUCTS EXCL.ELECT	8 628	1 727	1 045				
694 NAILS,SCREWS,NUTS,ETC.	919	838	505	EXPORTS			
695 TOOLS	3 407	6 916	4 183		171 644	72 503	43 958
696 CUTLERY	86	329	196	054 VEGETABLES	1 211	1 458	890
697 HOUSEHOLD EQUIPMENT,NES	125	209	126	081 ANIMAL FEED STUFF	4 210	474	286
699 MANUFACTS.BASE METAL,NES	8 529	7 246	4 370	112 ALCOHOLIC BEVERAGES	1 741	274	170
700 CPL IND PLANT (84/85/87)	93 215	111 512	68 115	122 TOBACCO, MANUFACTURED	2 765	5 920	3 649
711 STEAM GENER. BOILERS,ETC.	7 002	14 044	8 632	267 OTHER MAN-MADE FIBRES	498	317	191
712 STEAM TURBINES	417	9 365	5 675	269 WORN CLOTHING,TEXTL.ARTL	3 939	1 080	652
713 INTRNL COMBUS PSTN ENGIN	7 052	9 588	5 773	292 CRUDE VEG.MATERIALS, NES	313	1 362	845
714 ENGINES,MOTORS NON-ELECT	4	526	307	335 RESIDUAL PETROL. PRODUCTS	29 386	913	556
716 ROTATING ELECTRIC PLANT	3 159	16 251	9 727	431 ANIMAL, VEG. FATS, OILS, NES	11 648	744	451
718 OTH.POWR.GENRTR, MACHNRY	200	1 253	759	511 HYDROCARBONS,NES,DERIVTS	1 123	133	80
721 AGRIC.MACHINES,EX.TRACTR	586	986	598	512 ALCOHOL, PHENOL, ETC.DERIV	936	214	127
722 TRACTORS	86	126	75	513 CARBOXYLIC ACIDS,DERIVTS	227	94	56
723 CIVIL ENGINEERING EQUIPT	5 206	8 276	5 008	514 NITROGEN-FUNCT.COMPOUNDS	202	138	83
724 TEXTILE,LEATHER MACHINES	6 998	25 308	15 195	522 INORGANIC CHEM.ELEMENTS	4 451	298	179
725 PAPER,PULP MILL MACHINES	483	1 384	835	523 METAL. SALTS, INORGAN.ACID	7 773	408	246
726 PRINTING,BOOKBINDING MACHS	2 210	9 110	5 556	531 SYNTH.COLOURS,LAKES,ETC.	121	303	184
727 FOOD-PROCESS.MCH,NON DOM	8 923	4 886	2 943	533 PIGMENTS, PAINTS, ETC.	427	429	260
728 OTH.MACH,PTS,SPCL INDUST	8 329	19 611	11 822	541 MEDICINES,ETC.EXC.GRP542	43	350	230
731 METAL REMOVAL WORK TOOLS	1 347	3 152	1 900	542 MEDICAMENTS	15	102	63
733 MACH-TOOLS,METAL-WORKING	1 223	2 517	1 535	554 SOAP,CLEANERS,POLISH,ETC	1 417	552	329
735 PARTS,NES, FOR MACH-TOOLS	82	702	426	571 POLYMERS OF ETHYLENE	480	55	34
737 METALWORKING MACHNRY NES	136	966	587	575 OTH.PLASTIC,PRIMARY FORM	1 535	1 012	622
741 HEATING,COOLING EQUIP,PART	5 497	11 784	7 176				

GROUP DESCRIPTION	DT = 100 KG	1 000 DM	1 000 \$	GROUP DESCRIPTION	DT = 100 KG	1 000 DM	1 000 \$
581 PLASTIC TUBE,PIPE,HOSE	793	352	214	723 CIVIL ENGINEERING EQUIPT	287	303	185
582 PLASTIC PLATE,SHEETS,ETC	157	167	102	742 PUMPS FOR LIQUIDS,PARTS	45	131	82
591 INSECTICIDES, ETC.	1 807	1 427	851	745 OTH.NONELEC MCH,TOOL,NES	3	84	51
592 STARCHES,INULIN,ETC.	762	484	293	749 NON-ELECT MACH,PARTS,ETC	23	69	42
593 EXPLOSIVES,PYROTECHNICS	91	125	76	751 OFFICE MACHINES	174	890	523
597 PREPRD ADDITIVES,LIQUIDS	227	63	38	764 TELECOMM.EQUIP,PARTS NES	6	57	34
598 MISC.CHEMICAL PRODTS,NES	1 013	400	244	774 ELECTRO-MEDCL,XRAY EQUIP	13	84	51
625 RUBBER TYRES,TUBES,ETC.	8 991	1 710	1 032	778 ELECTRIC.MACH,APPART,NES	60	130	80
629 ARTICLES OF RUBBER, NES	55	172	100	781 PASS.MOTOR VEHCLS.EX.BUS	29	115	67
641 PAPER AND PAPERBOARD	13 333	1 640	1 008	782 GOODS,SPCL TRANSPORT VEH	469	890	556
642 PAPER,PAPERBOARD,CUT ETC	1 855	519	314	784 PARTS,TRACTORS,MOTOR VEH	373	727	435
652 COTTON FABRICS,WOVEN	79	411	255	786 TRAILERS,SEMI-TRAILR,ETC	738	627	381
655 KNIT.CROCHET.FABRIC NES	54	86	52	874 MEASURE,CONTROL INSTRMNT	1	104	64
657 SPECIAL YARN,TXTL.FABRIC	328	489	295	892 PRINTED MATTER	241	178	104
662 CLAY,REFRCT.CONSTR.MATRL	3 092	247	152	899 MISC MANUFCTRD GOODS NES	86	188	112
663 MINERAL MANUFACTURES,NES	466	503	303				
664 GLASS	4 116	383	229	EQUAT GUINEA			
665 GLASSWARE	2 276	333	198				
671 PIG IRON, SPIEGELEISN,ETC	4 600	139	83	IMPORTS	67 678	3 696	2 241
672 INGOTS ETC.IRON OR STEEL	1 508	112	68				
673 FLAT-ROLLED IRON ETC.	15 060	1 111	668	247 WOOD ROUGH,ROUGH SQUARED	66 386	2 852	1 726
674 FLAT-ROLLED PLATED IRON	1 359	159	93	248 WOOD, SIMPLY WORKED	1 066	75	45
675 FLAT-ROLLED, ALLOY STEEL	1 478	157	94	874 MEASURE,CONTROL INSTRMNT	9	759	464
679 TUBES,PIPES,ETC. IRON, STL	7	885	538				
684 ALUMINIUM	535	2 091	1 237	EXPORTS	2 293	826	499
691 METALLIC STRUCTURES NES	438	208	123				
692 CONTAINERS,STORAGE,TRNSP	106	109	64	269 WORN CLOTHING,TEXTL.ARTL	693	218	133
693 WIRE PRODUCTS EXCL.ELECT	431	124	77	554 SOAP,CLEANERS,POLISH,ETC	16	63	37
695 TOOLS	194	567	339	625 RUBBER TYRES,TUBES,ETC.	98	51	30
697 HOUSEHOLD EQUIPMENT,NES	228	101	60	723 CIVIL ENGINEERING EQUIPT	131	80	49
699 MANUFACTS.BASE METAL,NES	205	255	150	781 PASS.MOTOR VEHCLS.EX.BUS	28	79	48
712 STEAM TURBINES	7	183	111				
713 INTRNL COMBUS PSTN ENGIN	221	632	381	\$ TOME PRINC			
714 ENGINES,MOTORS NON-ELECT	10	1 816	1 116				
716 ROTATING ELECTRIC PLANT	280	550	356	IMPORTS	5 393	1 097	654
723 CIVIL ENGINEERING EQUIPT	2 002	1 804	1 090				
724 TEXTILE,LEATHER MACHINES	41	337	203	072 COCOA	5 380	1 051	627
726 PRINTING,BOOKBINDNG MACHS	76	380	229				
727 FOOD-PROCESS.MCH.NON DOM	374	957	582	EXPORTS	9 139	2 516	1 518
728 OTH.MACH,PTS,SPCL INDUST	1 969	2 675	1 653				
731 METAL REMOVAL WORK TOOLS	94	152	92	022 MILK AND CREAM	300	80	49
733 MACH-TOOLS,METAL-WORKING	374	256	156	037 FISH ETC.PREPRD,PRSYD,NES	315	159	93
735 PARTS,NES,FOR MACH-TOOLS	19	150	89	061 SUGARS,MOLASSES,HONEY	5 180	216	126
741 HEATING,COOLING EQUIP,PART	186	535	324	111 NON-ALCOHOL. BEVERAGE,NES	831	100	59
742 PUMPS FOR LIQUIDS,PARTS	42	286	189	421 FIXED VEG.FAT,OILS, SOFT	1 573	218	127
743 PUMPS NES,CENTRIFUGS ETC	188	517	305	691 METALLIC STRUCTURES NES	22	75	46
744 MECHANICAL HANDLING EQUIP	722	1 011	610	713 INTRNL COMBUS PSTN ENGIN	11	80	48
745 OTH.NONELEC MCH,TOOL,NES	343	3 267	1 990	716 ROTATING ELECTRIC PLANT	211	558	346
746 BALL OR ROLLER BEARINGS	42	91	49	728 OTH.MACH,PTS,SPCL INDUST	77	355	222
747 TAPS,COCKS,VALVES,ETC.	87	302	178	741 HEATING,COOLING EQUIP,PART	30	85	

7 IMPORTS AND EXPORTS (SPECIAL TRADE) BY COUNTRIES OF PRODUCTION AND CONSUMPTION AND BY GROUPS OF THE SITC-REV. III 1993

GROUP DESCRIPTION	DT = 100 KG	1 000 DM	1 000 \$	GROUP DESCRIPTION	DT = 100 KG	1 000 DM	1 000 \$
716 ROTATING ELECTRIC PLANT	5	61	38	ZAIRE			
718 OTH. POWR. GENRTNG. MACHNRY	202	959	578	IMPORTS	209 504	64 517	39 200
721 AGRIC. MACHINES, EX. TRACTR	23	96	57				
723 CIVIL ENGINEERING EQUIPT	287	355	216	001 LIVE ANIMALS	2	63	37
726 PRINTNG, BOOKBINDNG MACHS	47	176	103	034 FISH, FRESH, CHILLED, FROZN	9	138	84
728 OTH. MACH. PTS, SPCL INDUST	57	317	187	071 COFFEE, COFFEE SUBSTITUTE	41 454	8 964	5 409
741 HEATNG, COOLNG EQUIP, PART	27	99	60	074 TEA AND MATE	1 572	340	200
742 PUMPS FOR LIQUIDS, PARTS	283	1 951	1 174	121 TOBACCO, UNMANUFACTURED	10 435	5 816	3 590
743 PUMPS NES, CENTRIFUGS ETC	25	117	67	231 NATURAL RUBBER, ETC.	8 092	1 082	658
744 MECHANICAL HANDLNG EQUIP	246	703	423	247 WOOD ROUGH, ROUGH SQUARED	67 410	5 253	3 186
745 OTH. NONELEC MCH, TOOL, NES	438	2 470	1 471	248 WOOD, SIMPLY WORKED	26 152	3 446	2 074
746 BALL OR ROLLER BEARINGS	83	167	105	277 NATURAL ABRASIVES, NES		1 244	761
747 TAPS, COCKS, VALVES, ETC.	356	2 099	1 280	287 ORE, CONCENTR. BASE METALS	6 647	3 841	2 328
748 TRANSMISSIONS SHAFTS ETC	69	327	196	288 NON-FERROUS WASTE, SCRAP	77	130	76
749 NON-ELECT MACH. PARTS, ETC	28	118	74	292 CRUDE VEG. MATERIALS, NES	8 800	10 036	6 065
751 OFFICE MACHINES	50	175	105	516 OTHER ORGANIC CHEMICALS	55	430	259
764 TELECOMM. EQUIP. PARTS NES	10	54	32	522 INORGANIC CHEM. ELEMENTS	150	704	419
772 ELEC. SWITCH, RELAY, CIRCUIT	6	94	52	634 VENEERS, PLYWOOD, ETC.	7 252	1 889	1 135
778 ELECTRIC MACH. APPART. NES	46	353	214	635 WOOD MANUFACTURES, NES	860	170	103
781 PASS. MOTOR VEHCLS. EX. BUS	243	1 070	635	687 PEARLS, PRECIOUS STONES			
782 GOODS, SPCL TRANSPORT VEH	1 546	2 010	1 206	688 COPPER	27 242	9 080	5 546
783 ROAD MOTOR VEHICLES NES	367	539	323	689 MISC. NON-FERR. BASE METAL	2 007	8 672	5 276
784 PARTS, TRACTORS, MOTOR VEH	684	1 473	883	712 STEAM TURBINES	7	180	113
786 TRAILERS, SEMI-TRAILER, ETC	587	417	254	791 RAILWAY VEHICLES, EQUIPNT	714	2 270	1 414
791 RAILWAY VEHICLES, EQUIPNT	15	52	30	897 GOLD, SILVERWARE, JEWEL NES	7	74	46
872 MEDICAL INSTRUMENTS NES	12	61	38	EXPORTS	129 805	59 290	35 733
874 MEASURE, CONTROL INSTRMNT	16	233	135				
893 ARTICLES, NES, OF PLASTICS	106	272	167	011 BOVINE MEAT	24 581	1 917	1 157
895 OFFICE, STATIONERY SUPPLS	91	384	231	022 MILK AND CREAM	8 445	2 193	1 302
CONGO				023 BUTTER, OTHER FAT OF MILK	180	61	36
IMPORTS	1 678 605	64 091	39 015	046 MEAL, FLOUR OF WHEAT, MSLN	17 114	489	293
				054 VEGETABLES	105	260	158
072 COCOA	744	116	69	081 ANIMAL FEED STUFF	656	128	76
247 WOOD ROUGH, ROUGH SQUARED	290 051	22 343	13 458	112 ALCOHOLIC BEVERAGES	649	102	62
248 WOOD, SIMPLY WORKED	13 139	1 506	902	267 OTHER MAN-MADE FIBRES	844	636	382
333 PETROLEUM OILS, CRUDE	1 322 040	26 051	16 132	292 CRUDE VEG. MATERIALS, NES	148	522	317
634 VENEERS, PLYWOOD, ETC.	52 527	13 659	8 208	334 PETROLEUM PRODUCTS	700	109	64
EXPORTS	127 384	44 846	26 572	335 RESIDUAL PETROL. PRODUCTS	1 544	218	130
				514 NITROGEN-FUNCT. COMPOUNDS	530	521	315
011 BOVINE MEAT	501	92	56	515 ORGANO-INORGANIC COMPNDS	30	96	56
022 MILK AND CREAM	632	174	106	516 OTHER ORGANIC CHEMICALS	25	101	62
054 VEGETABLES	169	286	174	522 INORGANIC CHEM. ELEMENTS	10 211	628	383
091 MARGARINE AND SHORTENING	1 230	205	120	523 METAL. SALTS, INORGAN. ACID	2 772	224	138
112 ALCOHOLIC BEVERAGES	606	93	56	531 SYNTH. COLOURS, LAKES, ETC.	164	777	464
269 WORN CLOTHING, TEXTL. ARTL	413	158	96	533 PIGMENTS, PAINTS, ETC.	360	723	428
278 OTHER CRUDE MINERALS	58 834	1 542	929	542 MEDICAMENTS	81	103	64
292 CRUDE VEG. MATERIALS, NES	106	410	251	551 ESSNTL. OIL, PERFUME, FLAVR	1 247	1 256	763
334 PETROLEUM PRODUCTS	551	111	68	554 SOAP, CLEANERS, POLISH, ETC	736	392	241
511 HYDROCARBONS, NES, DERIVTS	1 176	67	39	574 POLYACETAL, POLYCARBONATE	926	243	147
522 INORGANIC CHEM. ELEMENTS	2 000	70	43	575 OTH. PLASTIC, PRIMARY FORM	806	581	349
523 METAL. SALTS, INORGAN. ACID	6 124	210	126	582 PLASTIC PLATE, SHEETS, ETC	732	507	306
541 MEDICINES, ETC. EXC. GRP542	7	160	96	591 INSECTICIDES, ETC.	86	88	53
542 MEDICAMENTS	7	61	36	592 STARCHES, INULIN, ETC.	1 356	536	318
575 OTH. PLASTIC, PRIMARY FORM	634	124	76	597 PREPRD ADDITIVES, LIQUIDS	149	76	44
582 PLASTIC PLATE, SHEETS, ETC	324	190	114	598 MISC. CHEMICAL PRODOTS. NES	1 643	554	332
592 STARCHES, INULIN, ETC.	119	51	31	621 MATERIALS OF RUBBER	18	63	36
598 MISC. CHEMICAL PRODOTS. NES	503	248	151	625 RUBBER TYRES, TUBES, ETC.	501	223	135
625 RUBBER TYRES, TUBES, ETC.	922	518	311	629 ARTICLES OF RUBBER, NES	32	94	57
629 ARTICLES OF RUBBER, NES	37	97	60	635 WOOD MANUFACTURES, NES	34	100	62
641 PAPER AND PAPERBOARD	29	50	31	641 PAPER AND PAPERBOARD	4 675	5 672	3 445
642 PAPER, PAPERBOARD, CUT ETC	286	226	135	642 PAPER, PAPERBOARD, CUT ETC	1 218	422	251
652 COTTON FABRICS, WOVEN	59	120	74	657 SPECIAL YARN, TXTL. FABRIC	3	49	31
653 FABRICS, MAN-MADE FIBRES	98	98	60	662 CLAY, REFRCT. CONSTR. MATRL	999	179	108
657 SPECIAL YARN, TXTL. FABRIC	72	91	54	663 MINERAL MANUFACTURES, NES	46	119	73
661 LIME, CEMENT, CONSTR. MATRL	30 040	477	291	673 FLAT-ROLLED IRON ETC.	14 809	1 356	813
662 CLAY, REFRCT. CONSTR. MATRL	721	84	49	674 FLAT-ROLLED PLATED IRON	2 906	664	393
663 MINERAL MANUFACTURES, NES	34	61	37	676 IRON, STL. BAR, SHAPES ETC.	997	1 552	98
673 FLAT-ROLLED IRON ETC.	869	151	92	679 TUBES, PIPES, ETC. IRON, STL	12 415	1 332	821
674 FLAT-ROLLED PLATED IRON	800	153	93	684 ALUMINIUM	54	161	98
676 IRON, STL. BAR, SHAPES ETC.	386	53	31	693 WIRE PRODUCTS EXCL. ELECT	513	272	168
679 TUBES, PIPES, ETC. IRON, STL	6 442	1 088	654	695 TOOLS	232	347	206
684 ALUMINIUM	142	848	524	696 CUTLERY	600	1 094	665
693 WIRE PRODUCTS EXCL. ELECT	193	101	61	699 MANUFACTS. BASE METAL, NES	159	130	76
695 TOOLS	134	850	500	700 CPL IND PLANT (84/85/87)	48	233	140
699 MANUFACTS. BASE METAL, NES	1 851	691	417	712 STEAM TURBINES	8	345	205
714 ENGINES, MOTORS NON-ELECT	1	908	563	713 INTRNL COMBUS PSTN ENGIN	164	261	156
716 ROTATING ELECTRIC PLANT	29	58	36	716 ROTATING ELECTRIC PLANT	45	277	164
718 OTH. POWR. GENRTNG. MACHNRY	43	185	110	723 CIVIL ENGINEERING EQUIPT	939	1 476	900
721 AGRIC. MACHINES, EX. TRACTR	97	57	34	724 TEXTILE, LEATHER MACHINES	110	775	468
723 CIVIL ENGINEERING EQUIPT	154	259	158	726 PRINTNG, BOOKBINDNG MACHS	72	443	270
728 OTH. MACH. PTS, SPCL INDUST	179	803	474	727 FOOD-PROCESS. MCH. NON DOM	73	530	321
737 METALWORKING MACHNRY NES	172	827	484	728 OTH. MACH. PTS, SPCL INDUST	1 128	2 960	1 776
742 PUMPS FOR LIQUIDS, PARTS	4	60	36	741 HEATNG, COOLNG EQUIP, PART	30	182	111
743 PUMPS NES, CENTRIFUGS ETC	16	112	69	742 PUMPS FOR LIQUIDS, PARTS	29	365	216
744 MECHANICAL HANDLNG EQUIP	82	403	244	743 PUMPS NES, CENTRIFUGS ETC	269	461	280
745 OTH. NONELEC MCH, TOOL, NES	23	316	192	744 MECHANICAL HANDLNG EQUIP	725	834	504
747 TAPS, COCKS, VALVES, ETC.	3	55	31	745 OTH. NONELEC MCH, TOOL, NES	95	1 373	839
748 TRANSMISSIONS SHAFTS ETC	24	91	53	746 BALL OR ROLLER BEARINGS	132	371	222
749 NON-ELECT MACH. PARTS, ETC	80	237	141	747 TAPS, COCKS, VALVES, ETC.	47	200	122
751 OFFICE MACHINES	36	125	75	748 TRANSMISSIONS SHAFTS ETC	79	298	141
752 AUTOMATC. DATA PROC. EQUIP	5	116	71	749 NON-ELECT MACH. PARTS, ETC	37	244	146
764 TELECOMM. EQUIP. PARTS NES	56	389	238	752 AUTOMATC. DATA PROC. EQUIP	4	118	72
778 ELECTRIC MACH. APPART. NES	102	181	103	764 TELECOMM. EQUIP. PARTS NES	3	115	69
781 PASS. MOTOR VEHCLS. EX. BUS	203	549	326	771 ELECT POWER MACHNY. PARTS	15	52	32
782 GOODS, SPCL TRANSPORT VEH	786	631	382	772 ELEC. SWITCH, RELAY, CIRCUIT	79	380	228
784 PARTS, TRACTORS, MOTOR VEH	277	760	458	773 ELECTR DISTRIBT. EQPT NES	72	129	77
786 TRAILERS, SEMI-TRAILER, ETC	50	67	41	774 ELECTRO-MEDCL. XRAY EQUIP	5	176	104
791 RAILWAY VEHICLES, EQUIPNT	5 003	25 447	14 904	775 DOM. ELEC. NON-ELEC. EQUIPT	37	99	58
872 MEDICAL INSTRUMENTS NES	7	77	45	778 ELECTRIC MACH. APPART. NES	172	566	338
874 MEASURE, CONTROL INSTRMNT	5	264	158	781 PASS. MOTOR VEHCLS. EX. BUS	1 596	6 214	3 728
892 PRINTED MATTER	163	318	191	782 GOODS, SPCL TRANSPORT VEH	1 545	1 981	1 185
893 ARTICLES, NES, OF PLASTICS	36	54	31	784 PARTS, TRACTORS, MOTOR VEH	1 293	5 776	3 475
895 OFFICE, STATIONERY SUPPLS	50	84	49	786 TRAILERS, SEMI-TRAILER, ETC	195	214	126
				791 RAILWAY VEHICLES, EQUIPNT	97	532	323
				792 AIRCRAFT, ASSOCTD. EQUIPNT		128	75
				831 TRUNK, SUIT-CASES, BAG, ETC	39	101	62

7 IMPORTS AND EXPORTS (SPECIAL TRADE) BY COUNTRIES OF PRODUCTION AND CONSUMPTION AND BY GROUPS OF THE SITC-REV. III 1993

GROUP DESCRIPTION	DT = 100 KG	1 000 DM	1 000 \$	GROUP DESCRIPTION	DT = 100 KG	1 000 DM	1 000 \$
873 METERS,COUNTERS,NES	4	90	54	513 CARBOXYLIC ACIDS,DERIVTS	119	67	42
874 MEASURE,CONTROL INSTRMNT		70	42	515 ORGANO-INORGANIC COMPNDS	1 179	2 386	1 414
882 PRINTED MATTER	316	445	272	522 INORGANIC CHEM.ELEMENTS	7 612	607	369
893 ARTICLES,NES,OF PLASTICS	159	91	55	523 METAL.SALTS,INORGAN.ACID	2 399	134	80
895 OFFICE,STATIONERY SUPPLS	18	1 288	789	531 SYNTH.COLOURS,LAKES,ETC.	118	676	412
941 COMPL IND PLANT CHAPT 99	161	184	110	533 PIGMENTS, PAINTS, ETC.	181	90	54
RWANDA				541 MEDICINES,ETC.EXC.GRP542	5	109	65
IMPORTS				542 MEDICAMENTS	6	57	34
071 COFFEE,COFFEE SUBSTITUTE	201 548	54 326	32 849	551 ESSNTL.OIL,PERFUME,FLAVR	52	138	83
287 ORE,CONCENTR.BASE METALS	50	124	75	554 SOAP,CLEANERS,POLISH,ETC	297	155	91
292 CRUDE VEG.MATERIALS, NES	1 260	324	199	562 FERTILIZER,EXCEPT GRP272	12 040	254	157
641 PAPER AND PAPERBOARD	271	52	31	571 POLYMERS OF ETHYLENE	960	121	74
776 TRANSISTORS,VALVES,ETC.	1	369	225	573 POLYMERS,VINYL CHLORIDE	810	304	180
EXPORTS				581 PLASTIC TUBE,PIPE,HOSE	623	350	214
041 WHEAT, MESLIN, UNMILLED	24 891	436	21 283	582 PLASTIC PLATE,SHEETS,ETC	110	103	60
048 CEREAL PREPARATIONS	6 053	573	255	592 STARCHES,INULIN,ETC.	95	58	34
112 ALCOHOLIC BEVERAGES	2 435	375	246	598 MISC.CHEMICAL PRODTS,NES	149	115	69
292 CRUDE VEG.MATERIALS, NES	134	464	146	625 RUBBER TYRES,TUBES,ETC.	135	148	91
334 PETROLEUM PRODUCTS	2 189	315	192	629 ARTICLES OF RUBBER, NES	58	213	122
335 RESIDUAL PETROL.PRODUCTS	1 922	244	146	641 PAPER AND PAPERBOARD	237	67	41
512 ALCOHOL,PHENOL,ETC.DERIV	817	260	157	642 PAPER,PAPERBOARD,CUT ETC	440	207	123
522 INORGANIC CHEM.ELEMENTS	5 305	501	302	664 MINERAL MANUFACTURES,NES	34	67	39
531 SYNTH.COLOURS,LAKES,ETC.	9	57	33	679 GLASS	411	75	47
533 PIGMENTS, PAINTS, ETC.	203	93	54	679 TUBES,PIPES,ETC.IRON,STL	2 654	1 063	644
541 MEDICINES,ETC.EXC.GRP542	17	409	246	684 ALUMINIUM	80	53	33
542 MEDICAMENTS	102	195	121	691 METALLIC STRUCTURES NES	383	85	53
551 ESSNTL.OIL,PERFUME,FLAVR	112	427	259	695 TOOLS	32	107	66
553 PERFUMERY,COSMETICS,ETC.	44	53	32	711 STEAM GENER. BOILERS,ETC.	22	59	35
554 SOAP,CLEANERS,POLISH,ETC	366	86	50	713 INTRNL COMBUS PSTN ENGIN	37	149	89
592 STARCHES,INULIN,ETC.	372	168	103	716 ROTATING ELECTRIC PLANT	54	191	114
598 MISC.CHEMICAL PRODTS,NES	588	214	132	718 OTH.POWR.GENRTNG.MACHNRY	18	183	110
625 RUBBER TYRES,TUBES,ETC.	274	277	164	723 CIVIL ENGINEERING EQUIPT	362	587	355
629 ARTICLES OF RUBBER, NES	50	254	153	724 TEXTILE,LEATHER MACHINES	66	91	53
641 PAPER AND PAPERBOARD	127	75	45	726 PRINTNG,BOOKBINDNG MACHS	78	82	50
642 PAPER,PAPERBOARD,CUT ETC	95	56	37	727 FOOD-PROCESS.MCH.NON DOM	14	75	47
658 TEXTILE ARTICLES NES	65	90	54	728 OTH.MACH,PTS,SPCL INDUST	67	245	144
665 GLASSWARE	7	58	36	742 PUMPS FOR LIQUIDS,PARTS	59	360	214
679 TUBES,PIPES,ETC.IRON,STL	2 011	185	112	743 PUMPS NES,CENTRIFUGS ETC	34	132	78
684 ALUMINIUM	166	848	513	745 OTH.NONELEC MCH,TOOL,NES	22	146	85
693 WIRE PRODUCTS EXCL.ELECT	91	73	43	747 TAPS,COCKS,VALVES,ETC.	169	158	95
695 TOOLS	183	385	227	748 TRANSMISSIONS SHAFTS ETC	16	114	64
699 MANUFACTS.BASE METAL,NES	56	109	60	749 NON-ELECT MACH.PARTS,ETC	38	153	95
713 INTRNL COMBUS PSTN ENGIN	59	265	158	752 AUTOMATC.DATA PROC.EQUIP	8	120	72
716 ROTATING ELECTRIC PLANT	73	346	214	764 TELECOMM.EQUIP.PARTS NES	90	1 805	1 067
718 OTH.POWR.GENRTNG.MACHNRY	3	140	85	774 ELECTRO-MEDCL,XRAY EQUIP	2	72	44
724 TEXTILE,LEATHER MACHINES	10	119	72	778 ELECTRIC.MACH.APPART.NES	93	167	96
726 PRINTNG,BOOKBINDNG MACHS	14	105	62	781 PASS.MOTOR VEHCLS.EX.BUS	1 084	4 538	2 771
727 FOOD-PROCESS.MCH.NON DOM	11	64	40	782 GOODS,SPCL TRANSPORT VEH	1 011	2 047	1 231
728 OTH.MACH,PTS,SPCL INDUST	37	206	125	784 PARTS,TRACTORS,MOTOR VEH	318	843	498
731 METAL REMOVAL WORK TOOLS	60	289	169	786 TRAILERS,SEMI-TRAILR,ETC	42	65	41
733 MACH-TOOLS,METAL-WORKING	45	170	101	813 LIGHTNG FIXTURES ETC,NES	32	78	49
741 HEATING,COOLING EQUIP,PART	26	304	181	874 MEASURE,CONTROL INSTRMNT	14	150	93
742 PUMPS FOR LIQUIDS,PARTS	10	119	72	892 PRINTED MATTER	454	775	464
743 PUMPS NES,CENTRIFUGS ETC	33	97	60	895 OFFICE,STATIONERY SUPPLS	24	87	48
744 MECHANICAL HANDLING EQUIP	132	312	191	ST HELENA			
745 OTH.NONELEC MCH,TOOL,NES	62	696	432	IMPORTS			
748 TRANSMISSIONS SHAFTS ETC	26	115	69		292	27	17
749 NON-ELECT MACH.PARTS,ETC	39	160	96	EXPORTS			
751 OFFICE MACHINES	17	64	39		75	42	26
752 AUTOMATC.DATA PROC.EQUIP	2	103	63	ANGOLA			
752 RADIO-BROADCAST RECEIVER	7	221	129	IMPORTS			
763 SOUND RECORDER,PHONOGRPH	2	254	154		7 044 726	155 561	93 596
764 TELECOMM.EQUIP.PARTS NES	440	9 706	5 775	288 NON-FERROUS WASTE,SCRAP	896	159	97
771 ELECT POWER MACHNRY,PARTS	9	86	51	333 PETROLEUM OILS, CRUDE	7 001 816	153 333	92 224
772 ELEC.SWITCH,RELAY,CIRCUIT	28	271	160	334 PETROLEUM PRODUCTS	41 344	1 007	621
773 ELECTR DISTRIB.EQPT NES	134	126	76	714 ENGINES,MOTORS NON-ELECT	76	731	451
774 ELECTRO-MEDCL,XRAY EQUIP	9	118	70	845 OTHR.TEXTILE APPAREL,NES	15	55	33
776 TRANSISTORS,VALVES,ETC.	13	279	165	EXPORTS			
778 ELECTRIC.MACH.APPART.NES	124	349	211		112 620	48 835	29 563
781 PASS.MOTOR VEHCLS.EX.BUS	274	801	479	022 MILK AND CREAM	2 207	498	306
782 GOODS,SPCL TRANSPORT VEH	2 678	6 066	3 716	042 RICE	1 142	66	38
783 ROAD MOTOR VEHICLES NES	747	1 231	756	046 MEAL,FLOUR OF WHEAT,MSLN	31 946	948	561
784 PARTS,TRACTORS,MOTOR VEH	304	761	458	047 OTHER CEREAL MEAL,FLOURS	8 069	305	181
786 TRAILERS,SEMI-TRAILR,ETC	136	97	59	048 CEREAL PREPARATIONS	717	74	44
821 FURNITURE,CUSHIONS,ETC.	78	95	60	061 SUGARS,MOLASSES,HONEY	7 418	409	245
872 MEDICAL INSTRUMENTS NES	98	418	250	098 EDIBLE PROD.PREPRPTS,NES	3 694	818	483
874 MEASURE,CONTROL INSTRMNT	29	710	432	111 NON-ALCOHOL.BEVERAGE,NES	3 957	348	213
892 PRINTED MATTER	379	480	296	112 ALCOHOLIC BEVERAGES	3 290	430	265
893 ARTICLES,NES,OF PLASTICS	95	114	70	269 WORN CLOTHING,TEXTL.ARTL	308	168	103
BURUNDI				523 METAL.SALTS,INORGAN.ACID	3 451	261	158
IMPORTS				533 PIGMENTS, PAINTS, ETC.	100	60	36
034 FISH,FRESH,CHILLED,FROZN	32	171	104	541 MEDICINES,ETC.EXC.GRP542	41	227	135
057 FRUIT,NUTS EXCL.OIL NUTS	764	223	136	542 MEDICAMENTS	62	223	133
059 FRUIT, VEGETABLE JUICES	981	168	104	551 ESSNTL.OIL,PERFUME,FLAVR	15	53	32
071 COFFEE,COFFEE SUBSTITUTE	209 268	57 728	35 026	571 POLYMERS OF ETHYLENE	2 628	437	268
121 TOBACCO, UNMANUFACTURED	1 069	854	528	573 POLYMERS,VINYL CHLORIDE	758	194	118
278 OTHER CRUDE MINERALS	1 432	52	30	575 OTH.PLASTIC,PRIMARY FORM	109	86	51
845 OTHR.TEXTILE APPAREL,NES	5	56	35	591 INSECTICIDES, ETC.	79	250	155
EXPORTS				592 STARCHES,INULIN,ETC.	307	295	180
022 MILK AND CREAM	2 400	669	390	597 PREPRO ADDITIVES,LIQUIDS	1 085	399	247
037 FISH ETC.PREPD,PRSVOD,NES	787	400	234	598 MISC.CHEMICAL PRODTS,NES	796	340	208
046 MEAL,FLOUR OF WHEAT,MSLN	3 840	126	78	625 RUBBER TYRES,TUBES,ETC.	375	467	283
061 SUGARS,MOLASSES,HONEY	1 049	86	52	629 ARTICLES OF RUBBER, NES	28	80	47
267 OTHER MAN-MADE FIBRES	396	339	208	653 FABRICS,MAN-MADE FIBRES	41	51	31
292 CRUDE VEG.MATERIALS, NES	183	480	294	657 SPECIAL YARN,TXTL.FABRIC	19	128	79
335 RESIDUAL PETROL.PRODUCTS	745	106	63	662 CLAY,REFRCT.CONSTR.MATRL	3 890	606	373
411 ANIMAL OILS AND FATS	4 000	362	223	664 GLASS	37	69	41
421 FIXED VEG.FAT,OILS, SOFT	750	96	59	665 GLASSWARE	72	61	39
				675 FLAT-ROLLED, ALLOY STEEL	398	123	76
				679 TUBES,PIPES,ETC.IRON,STL	5 982	902	556
				684 ALUMINIUM	589	278	170
				692 CONTAINERS,STORAGE,TRNSP	101	344	204

7 IMPORTS AND EXPORTS (SPECIAL TRADE) BY COUNTRIES OF PRODUCTION AND CONSUMPTION AND BY GROUPS OF THE SITC-REV. III 1993

GROUP DESCRIPTION	DT = 100 KG	1 000 DM	1 000 \$	GROUP DESCRIPTION	DT = 100 KG	1 000 DM	1 000 \$
695 TOOLS	53	334	202	629 ARTICLES OF RUBBER, NES	132	478	285
699 MANUFACTS. BASE METAL, NES	68	63	38	635 WOOD MANUFACTURES, NES	72	54	32
713 INTRNL COMBUS PSTN ENGIN	71	366	222	641 PAPER AND PAPERBOARD	10 643	1 194	717
714 ENGINES, MOTORS NON-ELECT	55	1 622	975	642 PAPER, PAPERBOARD, CUT ETC	535	284	171
716 ROTATING ELECTRIC PLANT	45	220	133	652 COTTON FABRICS, WOVEN	29	50	30
722 TRACTORS	121	180	107	655 KNIT, CROCHET, FABRIC NES	12	55	34
723 CIVIL ENGINEERING EQUIP	84	935	552	658 TEXTILE ARTICLES NES	39	63	37
724 TEXTILE, LEATHER MACHINES	12	153	91	662 CLAY, REFRACT. CONSTR. MATRL	7 986	831	493
726 PRINTNG, BOOKBINDNG MACHS	24	255	155	663 MINERAL MANUFACTURES, NES	514	839	502
727 FOOD-PROCESS. MCH. NON DOM	11	84	51	664 GLASS	175	94	52
737 METALWORKING MACHNRY NES	78	280	173	665 GLASSWARE	107	275	168
741 HEATING, COOLING EQUIP, PART	95	248	148	666 POTTERY	20	75	44
742 PUMPS FOR LIQUIDS, PARTS	11	127	78	673 FLAT-ROLLED IRON ETC.	7 833	724	443
743 PUMPS NES, CENTRIFUGS ETC	70	195	117	674 FLAT-ROLLED PLATED IRON	18 311	2 153	1 265
744 MECHANICAL HANDLING EQUIP	262	513	311	676 IRON, STL, BAR, SHAPES ETC.	9 139	824	502
745 OTH. NONELEC MCH, TOOL, NES	35	336	201	678 WIRE OF IRON OR STEEL	1 905	334	204
749 NON-ELECT MACH. PARTS, ETC	57	198	119	679 TUBES, PIPES, ETC. IRON, STL	2 338	496	296
751 OFFICE MACHINES	45	219	130	684 ALUMINIUM	515	268	160
752 AUTOMATC. DATA PROC. EQUIP	3	77	47	685 LEAD	406	117	68
759 PARTS, FOR OFFICE MACHINS	9	144	85	691 METALLIC STRUCTURES NES	1 521	2 554	1 493
764 TELECOMM. EQUIP. PARTS NES	14	403	246	692 CONTAINERS, STORAGE, TRNSP	1 530	404	243
772 ELEC. SWITCH, RELAY, CIRCUIT	64	657	397	693 WIRE PRODUCTS EXCL. ELECT	498	325	200
773 ELECTR. DISTRIB. EQPT NES	557	416	252	694 NAILS, SCREWS, NUTS, ETC.	120	164	89
774 ELECTRO-MEDCL. XRAY EQUIP	6	154	91	695 TOOLS	1 778	1 430	860
775 DOM. ELEC. NON-ELEC. EQUIPT	59	183	110	697 HOUSEHOLD EQUIPMENT, NES	109	114	67
778 ELECTRIC. MACH. APPART. NES	265	430	256	699 MANUFACTS. BASE METAL, NES	3 234	983	579
781 PASS. MOTOR VEHCLS. EX. BUS	5 233	15 216	9 234	711 STEAM GENER. BOILERS, ETC.	113	250	153
782 GOODS, SPCL. TRANSPORT VEH	11 268	3 626	2 249	713 INTRNL COMBUS PSTN ENGIN	108	1 056	631
783 ROAD MOTOR VEHICLES NES	2 165	1 712	1 041	714 ENGINES, MOTORS NON-ELECT	79	16 655	10 127
784 PARTS, TRACTORS, MOTOR VEH	1 449	3 091	1 880	716 ROTATING ELECTRIC PLANT	321	597	361
785 CYCLES, MOTORCYCLES ETC.	101	184	112	718 OTH. POWR. GENRTNG. MACHNRY	8	128	75
786 TRAILERS, SEMI-TRAILR, ETC	1 074	280	168	721 AGRIC. MACHINES, EX. TRACTR	2 231	3 571	2 138
821 FURNITURE, CUSHIONS, ETC.	251	267	164	722 TRACTORS	245	181	111
845 OTHR. TEXTILE APPAREL, NES	31	203	117	723 CIVIL ENGINEERING EQUIPT	2 094	2 399	1 453
851 FOOTWEAR	110	169	100	724 TEXTILE, LEATHER MACHINES	342	1 359	830
872 MEDICAL INSTRUMENTS NES	132	663	393	725 PAPER, PULP MILL MACHINES	49	382	226
874 MEASURE, CONTROL INSTRMNT	11	139	85	726 PRINTNG, BOOKBINDNG MACHS	415	3 338	1 973
881 PHOTOGRAPH APPAR. ETC. NES	5	51	30	727 FOOD-PROCESS. MCH. NON DOM	351	1 346	791
882 PHOTO. CINEMATOGRPH. SUPPL	42	126	75	728 OTH. MACH. PTS, SPCL. INDUST	2 285	4 515	2 734
884 OPTICAL GOODS NES		164	97	731 METAL REMOVAL WORK TOOLS	92	85	51
885 WATCHES AND CLOCKS	4	81	49	733 MACH-TOOLS, METAL-WORKING	102	834	490
893 ARTICLES, NES, OF PLASTICS	61	104	63	735 PARTS, NES, FOR MACH-TOOLS	13	88	55
895 OFFICE, STATIONERY SUPPLS	72	161	97	737 METALWORKING MACHNRY NES	27	95	59
899 MISC MANUFACTRD GOODS NES	23	51	30	741 HEATING, COOLING EQUIP, PART	409	957	575
				742 PUMPS FOR LIQUIDS, PARTS	201	985	588
ETHIOPIA				743 PUMPS NES, CENTRIFUGS ETC	274	1 112	665
IMPORTS	186 778	84 332	50 640	744 MECHANICAL HANDLING EQUIP	125	350	212
054 VEGETABLES	2 198	683	420	745 OTH. NONELEC MCH, TOOL, NES	419	3 068	1 839
071 COFFEE, COFFEE SUBSTITUTE	182 403	63 593	38 300	746 BALL OR ROLLER BEARINGS	189	720	430
211 HIDES, SKINS (EX. FURS), RAW	38	84	51	747 TAPS, COCKS, VALVES, ETC.	74	501	296
292 CRUDE VEG. MATERIALS, NES	1 004	440	264	748 TRANSMISSIONS SHAFTS ETC	105	607	359
532 DYEING, TANNING MATERIALS	189	1 085	646	749 NON-ELECT MACH. PARTS, ETC	190	742	444
611 LEATHER	47	95	56	751 OFFICE MACHINES	99	689	420
714 ENGINES, MOTORS NON-ELECT	138	17 886	10 632	752 AUTOMATC. DATA PROC. EQUIP	31	379	230
841 MENS, BOYS CLOTHING, X-KNIT	251	126	74	759 PARTS, FOR OFFICE MACHINS	9	204	121
EXPORTS	747 598	170 566	103 157	764 TELECOMM. EQUIP. PARTS NES	24	879	535
012 OTHER MEAT, MEAT OFFAL	972	101	62	771 ELECT POWR MACHNRY, PARTS	27	200	122
022 MILK AND CREAM	26 082	6 822	4 203	772 ELEC. SWITCH, RELAY, CIRCUIT	411	1 584	954
035 FISH, DRIED, SALTED, SMOKED	11	52	32	773 ELECTR. DISTRIB. EQPT NES	534	451	269
037 FISH ETC. PREPD, PRSVD, NES	123	70	43	774 ELECTRO-MEDCL. XRAY EQUIP	77	334	203
041 WHEAT, MESLIN, UNMILLED	230 000	4 810	2 977	775 DOM. ELEC. NON-ELEC. EQUIPT	127	412	248
046 MEAL, FLOUR OF WHEAT, MSLN	125 000	4 019	2 487	776 TRANSISTORS, VALVES, ETC.	8	155	96
054 VEGETABLES	414	494	299	778 ELECTRIC. MACH. APPART. NES	1 676	2 086	1 272
061 SUGARS, MOLASSES, HONEY	22 198	2 098	1 272	781 PASS. MOTOR VEHCLS. EX. BUS	2 354	3 228	1 953
098 EDIBLE PROD. PREPRTNS, NES	269	87	54	782 GOODS, SPCL. TRANSPORT VEH	10 340	7 437	4 566
112 ALCOHOLIC BEVERAGES	1 062	147	87	783 ROAD MOTOR VEHICLES NES	478	170	104
232 SYNTHETIC RUBBER, ETC.	855	272	166	784 PARTS, TRACTORS, MOTOR VEH	8 825	17 907	10 829
274 SULPHUR, UNRSTD. IRON PYRS	705	90	53	786 TRAILERS, SEMI-TRAILR, ETC	3 175	2 430	1 475
278 OTHER CRUDE MINERALS	4 650	59	36	811 PREFABRICATED BUILDINGS	415	180	105
292 CRUDE VEG. MATERIALS, NES	332	495	301	813 LIGHTING FIXTURES ETC. NES	379	385	235
334 PETROLEUM PRODUCTS	345	121	74	821 FURNITURE, CUSHIONS, ETC.	477	520	311
335 RESIDUAL PETROL. PRODUCTS	10 699	1 346	813	845 OTHR. TEXTILE APPAREL, NES	8	106	57
421 FIXED VEG. FAT, OILS, SOFT	442	53	33	848 CLOTHING, NONXTL; HEADGEAR	73	128	77
431 ANIMAL, VEG. FATS, OILS, NES	61 021	6 893	4 222	851 FOOTWEAR	11	124	69
511 HYDROCARBONS, NES, DERIVTS	216	68	38	871 OPTICAL INSTRUMENTS, NES	6	283	172
512 ALCOHOL, PHENDL. ETC. DERIV	397	158	96	872 MEDICAL INSTRUMENTS NES	154	510	309
513 CARBOXYLIC ACIDS, DERIVTS	570	94	59	873 METERS, COUNTERS, NES	29	115	70
514 NITROGEN-FUNCT. COMPOUNDS	215	551	328	874 MEASURE, CONTROL INSTRMNT	96	1 388	834
515 ORGANO-INORGANIC COMPNDS	94	158	97	881 PHOTOGRAPH APPAR. ETC. NES	8	126	74
516 OTHER ORGANIC CHEMICALS	173	135	83	882 PHOTO. CINEMATOGRPH. SUPPL	390	436	264
522 INORGANIC CHEM. ELEMENTS	19 959	1 490	896	884 OPTICAL GOODS NES	5	131	80
523 METAL. SALTS, INORGAN. ACID	13 025	465	281	892 PRINTED MATTER	112	238	143
531 SYNTH. COLOURS, LAKES, ETC.	690	2 195	1 337	893 ARTICLES, NES, OF PLASTICS	226	354	215
532 DYEING, TANNING MATERIALS	10 565	2 224	1 356	895 OFFICE, STATIONERY SUPPLS	426	980	590
533 PIGMENTS, PAINTS, ETC.	1 121	862	520	898 MUSICAL INSTRUMENTS, ETC.	2	122	73
541 MEDICINES, ETC. EXC. GRP542	399	2 147	1 298	899 MISC MANUFACTRD GOODS NES	108	772	475
542 MEDICAMENTS	991	3 160	1 916				
551 ESSNTL. OIL, PERFUME, FLAVR	47	134	81	DJIBOUTI			
554 SOAP, CLEANERS, POLISH, ETC	2 068	526	318	IMPORTS	25 640	511	307
562 FERTILIZER, EXCEPT GRP272	62 080	2 398	1 403	291 CRUDE ANIMAL MATERLS. NES		54	31
571 POLYMERS OF ETHYLENE	10 679	1 190	735	292 CRUDE VEG. MATERIALS, NES	133	87	54
572 POLYMERS OF STYRENE	810	137	82	322 BRIQUETTES, LIGNITE, PEAT	25 059	129	76
573 POLYMERS, VINYL CHLORIDE	1 270	310	184	846 CLOTHING ACCESSRS, FABRIC	16	62	36
574 POLYACETAL, POLYCARBONATE	43	81	50	EXPORTS	188 562	15 332	9 292
575 OTH. PLASTIC, PRIMARY FORM	5 721	1 868	1 135	022 MILK AND CREAM	2 768	674	408
581 PLASTIC TUBE, PIPE, HOSE	715	473	287	037 FISH ETC. PREPD, PRSVD, NES	328	157	95
582 PLASTIC PLATE, SHEETS, ETC	118	205	123	046 MEAL, FLOUR OF WHEAT, MSLN	175 747	4 999	3 032
591 INSECTICIDES, ETC.	5 943	5 761	3 458	061 SUGARS, MOLASSES, HONEY	1 290	50	31
592 STARCHES, INULIN, ETC.	177	142	85	112 ALCOHOLIC BEVERAGES	472	67	41
597 PREPD ADDITIVES, LIQUIDS	1 522	452	272	122 TOBACCO, MANUFACTURED	213	440	269
598 MISC. CHEMICAL PRODTS. NES	3 885	1 992	1 217	269 WORN CLOTHING, TEXTL. ARTL	1 591	178	109
611 LEATHER	135	49	31	334 PETROLEUM PRODUCTS	1 066	194	118
621 MATERIALS OF RUBBER	138	123	70	541 MEDICINES, ETC. EXC. GRP542	19	85	51
625 RUBBER TYRES, TUBES, ETC.	2 041	1 258	766	553 PERFUMERY, COSMETICS, ETC.	134	162	95

7 IMPORTS AND EXPORTS (SPECIAL TRADE) BY COUNTRIES OF PRODUCTION AND CONSUMPTION AND BY GROUPS OF THE SITC-REV. III 1993

GROUP DESCRIPTION	DT = 100 KG	1 000 DM	1 000 \$	GROUP DESCRIPTION	DT = 100 KG	1 000 DM	1 000 \$
642 PAPER,PAPERBOARD,CUT ETC	84	67	42	511 HYDROCARBONS,NES,DERIVTS	3 364	278	168
674 FLAT-ROLLED PLATED IRON	344	66	40	512 ALCOHOL,PHENOL,ETC.DERIV	3 000	698	415
696 TOOLS	48	143	84	513 CARBOXYLIC ACIDS,DERIVTS	3 454	899	550
699 MANUFACTS.BASE METAL,NES	453	263	162	514 NITROGEN-FUNCT.COMPOUNDS	1 554	716	439
713 INTRNL COMBUS PSTN ENGIN	69	694	416	515 ORGANO-INORGANIC COMPNDS	660	991	593
716 ROTATING ELECTRIC PLANT	85	200	124	516 OTHER ORGANIC CHEMICALS	397	508	306
723 CIVIL ENGINEERING EQUIPT	10	57	33	522 INORGANIC CHEM.ELEMENTS	19 872	2 190	1 327
728 OTH.MACH,PTS,SPCL INDUST	193	154	94	523 METAL.SALTS,INORGAN.ACID	29 106	1 553	937
741 HEATING,COOLING EQUIP,PART	29	81	48	524 OTHER CHEMICAL COMPOUNDS	410	52	30
742 PUMPS FOR LIQUIDS,PARTS	9	70	43	525 RADIO-ACTIVE MATERIALS		104	62
743 PUMPS NES,CENTRIFUGS ETC	24	88	53	531 SYNTH.COLOURS,LAKES,ETC.	562	1 556	932
744 MECHANICAL HANDLING EQUIP	20	85	51	532 DYEING,TANNING MATERIALS	1 608	688	418
745 OTH.NONELEC MCH,TOOL,NES	34	138	80	533 PIGMENTS, PAINTS, ETC.	2 434	912	544
747 TAPS,COCKS,VALVES,ETC.	15	126	75	541 MEDICINES,ETC.EXC.GRP542	307	2 093	1 287
749 NON-ELECT MACH.PARTS,ETC	10	57	33	542 MEDICAMENTS	911	4 744	2 878
751 OFFICE MACHINES	13	74	45	551 ESSNTL.OIL,PERFUME,FLAVR	690	1 784	1 073
764 TELECOMM.EQUIP,PARTS NES	39	758	443	553 PERFUMERY,COSMETICS,ETC.	210	186	112
781 PASS.MOTOR VEHCLS.EX.BUS	204	796	486	554 SOAP,CLEANERS,POLISH,ETC	4 475	1 581	957
782 GOODS,SPCL TRANSPORT VEH	1 487	1 946	1 206	562 FERTILIZER,EXCEPT GRP272	834	215	130
784 PARTS,TRACTORS,MOTOR VEH	542	622	378	571 POLYMERS OF ETHYLENE	8 625	864	525
786 TRAILERS,SEMI-TRAILR,ETC	156	147	85	572 POLYMERS OF STYRENE	607	117	71
813 LIGHTING FIXTURES ETC.NES	49	65	39	573 POLYMERS,VINYL CHLORIDE	4 423	1 091	665
851 FOOTWEAR	309	604	370	574 POLYACETAL,POLYCARBONATE	26 869	2 993	1 816
874 MEASURE,CONTROL INSTRMNT	7	67	43	575 OTH.PLASTIC,PRIMARY FORM	5 362	2 577	1 559
895 OFFICE,STATIONERY SUPPLS	20	72	43	579 PLASTIC WASTE, SCRAP ETC	875	51	30
				581 PLASTIC TUBE,PIPE,HOSE	49	61	36
				582 PLASTIC PLATE,SHEETS,ETC	1 433	967	581
				591 INSECTICIDES, ETC.	4 110	6 463	3 911
				592 STARCHES,INULIN,ETC.	1 039	400	243
				597 PREPRD ADDITIVES,LIQUIDS	3 775	1 027	625
				598 MISC.CHEMICAL PRDCTS.NES	9 110	2 461	1 495
				621 MATERIALS OF RUBBER	130	180	109
				625 RUBBER TYRES,TUBES,ETC.	1 048	466	280
				629 ARTICLES OF RUBBER, NES	418	1 291	781
				641 PAPER AND PAPERBOARD	15 353	1 989	1 205
				642 PAPER,PAPERBOARD,CUT ETC	4 373	800	478
				651 TEXTILE YARN	38	159	96
				653 FABRICS,MAN-MADE FIBRES	525	602	366
				657 SPECIAL YARN,TXTL.FABRIC	258	556	338
				662 CLAY,REFRCT.CONSTR.MATRL	9 373	2 025	1 217
				663 MINERAL MANUFACTURES,NES	281	254	152
				664 GLASS	690	312	184
				665 GLASSWARE	206	252	149
				666 POTTERY	35	106	64
				667 PEARLS,PRECIOUS STONES			
				673 FLAT-ROLLED IRON ETC.	182 676	11 929	7 147
				674 FLAT-ROLLED PLATED IRON	47 717	6 718	4 037
				676 IRON,STL.BAR,SHAPES ETC.	6 163	526	315
				679 TUBES,PIPES,ETC.IRON,STL	911	592	357
				682 COPPER	130	115	70
				684 ALUMINIUM	1 411	1 157	698
				686 ZINC	6 400	1 018	612
				691 METALLIC STRUCTURES NES	474	562	336
				692 CONTAINERS,STORAGE,TRNSP	33	94	56
				693 WIRE PRODUCTS EXCL.ELECT	143	149	86
				694 NAILS,SCREWS,NUTS,ETC.	52	130	73
				695 TOOLS	741	1 277	766
				696 CUTLERY	12	104	62
				697 HOUSEHOLD EQUIPMENT,NES	57	88	55
				699 MANUFACTS.BASE METAL,NES	702	1 458	879
				700 CPL IND PLANT (84/85/87)	185	1 002	606
				712 STEAM TURBINES		63	38
				713 INTRNL COMBUS PSTN ENGIN	355	1 684	1 013
				714 ENGINES,MOTORS NON-ELECT	17	2 691	1 655
				716 ROTATING ELECTRIC PLANT	540	1 070	644
				718 OTH.POWR.GENRTNG.MACHNRY	82	529	318
				721 AGRIC.MACHINES,EX.TRACTR	1 078	2 857	1 689
				722 TRACTORS	192	163	99
				723 CIVIL ENGINEERING EQUIPT	308	600	361
				724 TEXTILE,LEATHER MACHINES	310	2 854	1 722
				725 PAPER,PULP MILL MACHINES	139	489	291
				726 PRINTING,BOOKBINDING MACHS	189	710	433
				727 FOOD-PROCESS.MCH.NON DOM	217	782	472
				728 OTH.MACH,PTS,SPCL INDUST	1 617	4 716	2 813
				731 METAL REMOVAL WORK TOOLS	55	167	100
				733 MACH-TOOLS,METAL-WORKING	425	198	119
				735 PARTS,NES,FOR MACH-TOOLS	20	144	90
				737 METALWORKING MACHNRY NES	375	1 213	736
				741 HEATING,COOLING EQUIP,PART	1 227	4 455	2 683
				742 PUMPS FOR LIQUIDS,PARTS	260	1 077	648
				743 PUMPS NES,CENTRIFUGS ETC	1 208	4 845	2 911
				744 MECHANICAL HANDLING EQUIP	807	1 640	998
				745 OTH.NONELEC MCH,TOOL,NES	768	4 623	2 779
				746 BALL OR ROLLER BEARINGS	51	306	183
				747 TAPS,COCKS,VALVES,ETC.	211	841	500
				748 TRANSMISSIONS SHAFTS ETC	348	1 700	1 021
				749 NON-ELECT MACH.PARTS,ETC	1 267	2 688	1 621
				751 OFFICE MACHINES	59	272	161
				752 AUTOMATC.DATA PROC.EQUIP	55	554	330
				759 PARTS,FOR OFFICE MACHINS	4	84	49
				762 RADIO-BROADCAST RECEIVER	15	148	90
				764 TELECOMM.EQUIP,PARTS NES	37	421	257
				771 ELECT POWER MACHNRY.PARTS	262	833	506
				772 ELEC.SWITCH.RELAY.CIRCUIT	408	1 837	1 109
				773 ELECTR DISTRIB.EQPT NES	254	225	136
				774 ELECTRO-MEDCL,XRAY EQUIP	17	355	217
				775 DOM.ELEC,NON-ELEC.EQUIPT	102	410	247
				778 ELECTRIC.MACH.APPART.NES	321	1 454	863
				781 PASS.MOTOR VEHCLS.EX.BUS	1 662	6 494	3 922
				782 GOODS,SPCL TRANSPORT VEH	836	451	264
				783 ROAD MOTOR VEHICLES NES	237	509	298
				784 PARTS,TRACTORS,MOTOR VEH	2 697	6 801	4 109
				786 TRAILERS,SEMI-TRAILR,ETC	4 701	2 810	1 690
				791 RAILWAY VEHICLES.EQUIPNT	27	210	130
				792 AIRCRAFT,ASSOCTD.EQUIPNT	43	1 640	974
				811 PREFABRICATED BUILDINGS	831	258	151
				813 LIGHTNG FIXTURES ETC.NES	108	375	226
				821 FURNITURE,CUSHIONS,ETC.	205	318	190
SOMALIA							
IMPORTS	252	132	80				
292 CRUDE VEG.MATERIALS, NES	195	117	71				
EXPORTS	43 286	7 633	4 568				
022 MILK AND CREAM	3 248	904	549				
041 WHEAT, MESLIN, UNMILLED	16 708	290	180				
048 CEREAL PREPARATIONS	111	70	39				
098 EDIBLE PROD.PREPRNTS,NES	7 132	1 395	838				
111 NON-ALCOHOL.BEVERAGE,NES	3 435	482	286				
112 ALCOHOLIC BEVERAGES	5 201	792	476				
122 TOBACCO, MANUFACTURED	47	233	142				
598 MISC.CHEMICAL PRDCTS.NES	85	123	72				
679 TUBES,PIPES,ETC.IRON,STL	98	48	30				
743 PUMPS NES,CENTRIFUGS ETC	13	53	32				
764 TELECOMM.EQUIP,PARTS NES	11	893	522				
774 ELECTRO-MEDCL,XRAY EQUIP	32	205	125				
781 PASS.MOTOR VEHCLS.EX.BUS	32	77	47				
821 FURNITURE,CUSHIONS,ETC.	76	127	75				
872 MEDICAL INSTRUMENTS NES	5	69	42				
KENYA							
IMPORTS	677 040	199 172	120 478				
034 FISH,FRESH,CHILLED,FROZN	10 431	6 211	3 748				
036 CRUSTACEANS,MOLLUSCS ETC	170	183	115				
037 FISH ETC.PRPD,PRSD,NES	266	112	66				
054 VEGETABLES	8 083	2 760	1 655				
056 VEGETABLES,PRPD,PRSD,NES	1 104	250	151				
057 FRUIT,NUTS EXCL.OIL NUTS	35 706	7 064	4 262				
058 FRUIT,PRESERVED,PREPARED	83 171	13 728	8 289				
071 COFFEE,COFFEE SUBSTITUTE	259 854	104 065	62 807				
074 TEA AND MATE	7 320	8 121	4 936				
075 SPICES	59	63	39				
081 ANIMAL FEED STUFF	2 574	157	96				
121 TOBACCO, UNMANUFACTURED	1 435	386	233				
222 OILSEED(SFT,FX FIX VEG.OIL)	2 855	363	221				
248 WOOD, SIMPLY WORKED	204	56	33				
265 VEGETABLE TEXTILE FIBRES	4 367	552	336				
268 WOOL, OTHER ANIMAL HAIR	96	69	43				
278 OTHER CRUDE MINERALS	199 377	3 279	1 967				
288 NON-FERROUS WASTE,SCRAP	1 108	239	141				
292 CRUDE VEG.MATERIALS, NES	48 805	29 373	17 758				
625 RUBBER TYRES,TUBES,ETC.	76	86	52				
635 WOOD MANUFACTURES, NES	300	378	225				
651 TEXTILE YARN	2 799	1 329	809				
657 SPECIAL YARN,TXTL.FABRIC	503	60	37				
658 TEXTILE ARTICLES NES	275	287	172				
661 LIME,CEMENT,CONSTR.MATRL	227	163	98				
667 PEARLS,PRECIOUS STONES							
714 ENGINES,MOTORS NON-ELECT	3	577	337				
744 MECHANICAL HANDLING EQUIP	33	53	31				
759 PARTS,FOR OFFICE MACHINS	8	186	111				
764 TELECOMM.EQUIP,PARTS NES	4	6 386	3 985				
774 ELECTRO-MEDCL,XRAY EQUIP	15	68	42				
778 ELECTRIC.MACH.APPART.NES	3	494	300				
841 MENS,BOYS CLOTHING,X-KNIT	382	498	301				
845 OTHR.TEXTILE APPAREL,NES	2 159	2 313	1 432				
897 GOLD,SILVERWARE,JEWEL NES	71	324	194				
899 MISC MANUFACTRD GOODS NES	828	668	397				
EXPORTS	532 466	176 693	106 355				
054 VEGETABLES	1 650	3 572	2 129				
061 SUGARS,MOLASSES,HONEY	3 245	230	140				
098 EDIBLE PROD.PREPRNTS,NES	58	74	45				
112 ALCOHOLIC BEVERAGES	1 232	310	187				
232 SYNTHETIC RUBBER, ETC.	2 808	593	356				
266 SYNTHETIC FIBRES	12 303	3 890	2 339				
267 OTHER MAN-MADE FIBRES	969	821	496				
269 WORN CLOTHING,TEXTL.ARTL	1 650	282	169				
274 SULPHUR,UNRSTD.IRON PYRS	1 385	192	117				
278 OTHER CRUDE MINERALS	6 873	111	65				
291 CRUDE ANIMAL MATRLS.NES	110	65	40				
292 CRUDE VEG.MATERIALS, NES	456	1 960	1 178				
334 PETROLEUM PRODUCTS	9 085	1 105	656				
335 RESIDUAL PETROL.PRODUCTS	37 111	4 888	2 940				
431 ANIMAL,VEG.FATS,OILS,NES	1 098	150	90				

7 IMPORTS AND EXPORTS (SPECIAL TRADE) BY COUNTRIES OF PRODUCTION AND CONSUMPTION AND BY GROUPS OF THE SITC-REV. III 1993

GROUP DESCRIPTION	DT = 100 KG	1 000 DM	1 000 \$	GROUP DESCRIPTION	DT = 100 KG	1 000 DM	1 000 \$
842 WOMEN,GIRL CLOTHNG,XKNIT		60	31	882 PHOTO.CINEMATOGRPH.SUPPL	29	69	41
848 CLOTHNG,NONTXTL;HEADGEAR	65	75	43	892 PRINTED MATTER	48	52	31
851 FOOTWEAR	67	264	156	893 ARTICLES,NES,OF PLASTICS	77	178	106
871 OPTICAL INSTRUMENTS,NES	4	391	240	895 OFFICE,STATIONERY SUPPLS	274	694	420
872 MEDICAL INSTRUMENTS NES	174	894	531				
874 MEASURE,CONTROL INSTRMNT	79	1 873	1 126	TANZANIA			
881 PHOTOGRAPH APPAR.ETC.NES	11	192	119				
882 PHOTO.CINEMATOGRPH.SUPPL	1 091	1 755	1 050	IMPORTS	403 173	86 872	52 661
884 OPTICAL GOODS NES	5	338	203				
885 WATCHES AND CLOCKS	5	153	92	001 LIVE ANIMALS	48	451	271
892 PRINTED MATTER	447	593	353	034 FISH,FRESH,CHILLED,FROZN	97	309	187
893 ARTICLES,NES,OF PLASTICS	355	870	523	054 VEGETABLES	94 708	3 334	2 035
895 OFFICE,STATIONERY SUPPLS	438	742	445	058 FRUIT,PRESERVED,PREPARED	255	82	50
897 GOLD,SILVERWARE,JEWEL NES		522	312	071 COFFEE,COFFEE SUBSTITUTE	221 001	54 740	33 188
898 MUSICAL INSTRUMENTS,ETC.	56	302	181	072 COCOA	460	64	40
899 MISC MANUFACTRD GOODS NES	15	72	45	074 TEA AND MATE	3 645	1 313	788
941 COMPL IND PLANT CHAPT 99	29	104	63	121 TOBACCO, UNMANUFACTURED	11 378	6 912	4 196
				223 OILSEED(OTH.FIX.VEG.OIL)	3 068	176	106
UGANDA				248 WOOD, SIMPLY WORKED	1 355	315	191
IMPORTS	129 398	24 681	14 875	263 COTTON	19 577	4 729	2 847
034 FISH,FRESH,CHILLED,FROZN	456	318	190	265 VEGETABLE TEXTILE FIBRES	3 375	321	192
071 COFFEE,COFFEE SUBSTITUTE	117 881	21 200	12 785	288 NON-FERROUS WASTE,SCRAP	855	237	147
072 COCOA	2 829	460	277	291 CRUDE ANIMAL MATERLS,NES	1 022	149	91
075 SPICES	72	53	32	292 CRUDE VEG.MATERIALS, NES	3 084	1 057	645
121 TOBACCO, UNMANUFACTURED	1 180	710	441	635 WOOD MANUFACTURES, NES	442	240	142
263 COTTON	6 771	1 818	1 075	651 TEXTILE YARN	2 263	898	547
EXPORTS	59 996	48 957	29 382	657 SPECIAL YARN,TXTL.FABRIC	32 053	3 789	2 338
022 MILK AND CREAM	2 000	497	291	658 TEXTILE ARTICLES NES	515	585	346
046 MEAL,FLOUR OF WHEAT,MSLN	22 923	749	452	667 PEARLS,PRECIOUS STONES			
054 VEGETABLES	170	251	154	682 COPPER	540	124	75
061 SUGARS,MOLASSES,HONEY	3 920	342	201	689 MISC.NON-FERR.BASE METAL	73	402	243
421 FIXED VEG.FAT,OILS, SOFT	3 052	374	218	813 LIGHTNG FIXTURES ETC.NES	64	65	39
515 ORGANO-INORGANIC COMPNDS	38	80	49	841 MENS,BOYS CLOTHNG,X-KNIT	128	157	96
522 INORGANIC CHEM.ELEMENTS	2 084	138	84	845 OTHR.TEXTILE APPAREL,NES	1 501	2 508	1 512
531 SYNTH.COLOURS,LAKES,ETC.	45	300	183	EXPORTS	649 609	128 462	77 548
533 PIGMENTS, PAINTS, ETC.	179	233	140	001 LIVE ANIMALS	13	118	71
541 MEDICINES,ETC.EXC.GRP542	90	548	336	022 MILK AND CREAM	312	78	46
542 MEDICAMENTS	220	813	493	046 MEAL,FLOUR OF WHEAT,MSLN	161 359	4 846	2 934
554 SOAP,CLEANERS,POLISH,ETC	148	70	43	048 CEREAL PREPARATIONS	466	120	73
573 POLYMERS,VINYL CHLORIDE	180	53	32	061 SUGARS,MOLASSES,HONEY	371	70	43
575 OTH.PLASTIC,PRIMARY FORM	677	96	56	071 COFFEE,COFFEE SUBSTITUTE	252	56	34
581 PLASTIC TUBE,PIPE,HOSE	1 538	321	197	081 ANIMAL FEED STUFF	817	349	211
582 PLASTIC PLATE,SHEETS,ETC	41	108	63	098 EDIBLE PROD.PREPRTRS,NES	103	76	44
591 INSECTICIDES, ETC.	111	209	125	112 ALCOHOLIC BEVERAGES	2 614	455	274
598 MISC.CHEMICAL PROOTS,NES	258	58	34	232 SYNTHETIC RUBBER, ETC.	1 782	291	176
625 RUBBER TYRES,TUBES,ETC.	518	442	269	269 WORN CLOTHING,TEXTL.ARTL	731	97	59
629 ARTICLES OF RUBBER, NES	48	88	54	278 OTHER CRUDE MINERALS	3 226	81	50
641 PAPER AND PAPERBOARD	4 386	488	297	334 PETROLEUM PRODUCTS	6 994	1 539	909
642 PAPER,PAPERBOARD,CUT ETC	153	115	69	335 RESIDUAL PETROL.PRODUCTS	8 422	1 091	659
658 TEXTILE ARTICLES NES	56	197	115	411 ANIMAL OILS AND FATS	28 462	2 381	1 444
663 MINERAL MANUFACTURES,NES	129	152	93	421 FIXED VEG.FAT,OILS, SOFT	441	50	33
664 GLASS	570	61	34	422 FIXED VEG.FAT,OILS,OTHER	1 164	121	75
665 GLASSWARE	93	50	31	431 ANIMAL,VEG.FATS,OILS,NES	1 675	153	90
666 POTTERY	177	62	38	512 ALCOHOL,PHENOL,ETC.DERIV	293	158	97
678 WIRE OF IRON OR STEEL	604	96	60	513 CARBOXYLIC ACIDS,DERIVTS	555	215	133
691 METALLIC STRUCTURES NES	78	73	43	514 NITROGEN-FUNCT.COMPOUNDS	381	428	257
692 CONTAINERS,STORAGE,TRNSP	319	158	98	515 ORGANO-INORGANIC COMPNDS	80	161	98
693 WIRE PRODUCTS EXCL.ELECT	768	480	302	516 OTHER ORGANIC CHEMICALS	654	833	521
694 NAILS,SCREWS,NUTS,ETC.	41	88	52	522 INORGANIC CHEM.ELEMENTS	22 196	1 390	840
695 TOOLS	120	410	244	523 METAL.SALTS,INORGAN.ACID	2 356	171	104
696 CUTLERY	52	120	73	531 SYNTH.COLOURS,LAKES,ETC.	116	329	202
699 MANUFACTS.BASE METAL,NES	79	134	77	533 PIGMENTS, PAINTS, ETC.	790	291	174
713 INTRNL COMBUS PSTN ENGIN	61	318	191	541 MEDICINES,ETC.EXC.GRP542	156	994	557
716 ROTATING ELECTRIC PLANT	88	440	272	542 MEDICAMENTS	2 716	3 830	2 318
718 OTH.POWR.GENRTNG.MACHNRY	9	124	75	548 SOAP,CLEANERS,POLISH,ETC	588	272	167
721 AGRIC.MACHINES,EX.TRACTR	70	84	50	562 FERTILIZER,EXCEPT GRP272	150 050	5 025	2 940
722 TRACTORS	88	129	80	571 POLYMERS OF ETHYLENE	4 292	544	326
723 CIVIL ENGINEERING EQUIPT	377	394	242	573 POLYMERS,VINYL CHLORIDE	923	210	126
724 TEXTILE,LEATHER MACHINES	52	218	134	575 OTH.PLASTIC,PRIMARY FORM	445	291	174
725 PAPER,PULP MILL MACHINES	40	149	91	581 PLASTIC TUBE,PIPE,HOSE	997	332	199
726 PRINTNG,BOOKBINDNG MACHS	57	402	245	582 PLASTIC PLATE,SHEETS,ETC	122	177	104
727 FOOD-PROCESS.MCH.NON DOM	302	495	304	591 INSECTICIDES, ETC.	678	2 263	1 375
728 OTH.MACH,PTS,SPCL INDUST	1 381	4 050	2 495	592 STARCHES,INULIN,ETC.	702	170	99
731 METAL REMOVAL WORK TOOLS	146	213	128	597 PREPRD ADDITIVES,LIQUIDS	156	83	48
733 MACH-TOOLS,METAL-WORKING	39	169	102	598 MISC.CHEMICAL PROOTS,NES	2 046	613	369
735 PARTS,NES,FOR MACH-TOOLS	6	67	40	621 MATERIALS OF RUBBER	40	88	53
741 HEATNG,COOLNG EQUIP,PART	33	150	88	625 RUBBER TYRES,TUBES,ETC.	975	558	336
742 PUMPS FOR LIQUIDS,PARTS	19	374	225	629 ARTICLES OF RUBBER, NES	115	399	237
743 PUMPS,NES,CENTRIFUGS ETC	28	362	219	641 PAPER AND PAPERBOARD	6 864	1 099	670
744 MECHANICAL HANDLING EQUIP	334	392	240	642 PAPER,PAPERBOARD,CUT ETC	1 624	332	204
745 OTH.NONELEC MCH,TOOL,NES	64	794	478	657 SPECIAL YARN,TXTL.FABRIC	3 641	3 557	2 118
747 TAPS,COCKS,VALVES,ETC.	47	162	99	658 TEXTILE ARTICLES NES	80	115	67
748 TRANSMISSIONS SHAFTS ETC	29	177	102	682 CLAY,REFRCT.CONSTR.MATRL	3 673	554	328
749 NON-ELECT MACH.PARTS,ETC	101	472	283	683 MINERAL MANUFACTURES,NES	292	80	49
752 AUTOMATC.DATA PROC.EQUIP	13	231	138	684 GLASS	621	55	31
759 PARTS,FOR OFFICE MACHINS	7	132	80	685 GLASSWARE	139	68	41
764 TELECOMM.EQUIP,PARTS NES	2	289	172	671 PIG IRON,SPIEGELEISN,ETC	1 300	176	106
771 ELECT POWER MACHNY.PARTS	31	184	111	673 FLAT-ROLLED IRON ETC.	166 091	9 101	5 452
772 ELEC. SWITCH.RELAY.CIRCUT	2 194	15 495	9 137	676 IRON,STL.BAR,SHAPES ETC.	3 623	1 191	700
773 ELECTR DISTRIBT.EQPT NES	1 328	1 546	951	679 TUBES,PIPES,ETC.IRON,STL	1 749	319	189
774 ELECTRO-MEDCL,XRAY EQUIP	9	97	58	682 COPPER	201	114	66
775 DOM.ELEC,NON-ELEC.EQUIPT	36	63	36	684 ALUMINIUM	317	142	84
778 ELECTRIC.MACH.APPART.NES	340	837	503	691 METALLIC STRUCTURES NES	264	138	84
781 PASS.MOTOR VEHCLS.EX.BUS	207	752	459	692 CONTAINERS,STORAGE,TRNSP	568	221	135
782 GOODS,SPCL TRANSPORT VEH	459	521	317	693 WIRE PRODUCTS EXCL.ELECT	2 088	847	521
784 PARTS,TRACTORS,MOTOR VEH	282	1 360	821	694 NAILS,SCREWS,NUTS,ETC.	98	77	48
791 RAILWAY VEHICLES.EQUIPNT	12	132	81	695 TOOLS	886	1 979	1 183
813 LIGHTNG FIXTURES ETC.NES	31	111	66	697 HOUSEHOLD EQUIPMENT,NES	79	71	41
821 FURNITURE,CUSHIONS,ETC.	77	100	59	699 MANUFACTS.BASE METAL,NES	769	1 335	813
841 MENS,BOYS CLOTHNG,X-KNIT	15	228	140	700 CPL IND PLANT (84/85/87)	27	147	86
851 FOOTWEAR	239	513	321	712 STEAM TURBINES	3	175	106
871 OPTICAL INSTRUMENTS,NES	5	174	107	713 INTRNL COMBUS PSTN ENGIN	319	1 606	959
872 MEDICAL INSTRUMENTS NES	287	4 095	2 441	716 ROTATING ELECTRIC PLANT	395	1 181	712
874 MEASURE,CONTROL INSTRMNT	11	559	338	718 OTH.POWR.GENRTNG.MACHNRY	60	391	237
				721 AGRIC.MACHINES,EX.TRACTR	927	1 220	750
				722 TRACTORS	321	333	203

7 IMPORTS AND EXPORTS (SPECIAL TRADE) BY COUNTRIES OF PRODUCTION AND CONSUMPTION AND BY GROUPS OF THE SITC-REV. III 1993

GROUP DESCRIPTION	DT = 100 KG	1 000 DM	1 000 \$	GROUP DESCRIPTION	DT = 100 KG	1 000 DM	1 000 \$
723 CIVIL ENGINEERING EQUIPT	999	1 704	1 036	EXPORTS	17	61	37
724 TEXTILE, LEATHER MACHINES	105	1 072	645				
725 PAPER, PULP MILL MACHINES	87	324	202				
726 PRINTING, BOOKBINDING MACHS	83	874	517	MOZAMBIQUE			
727 FOOD-PROCESS. MCH. NON DOM	950	2 298	1 391				
728 OTH. MACH. PTS, SPCL INDUST	718	2 512	1 517	IMPORTS	39 307	5 380	3 227
731 METAL REMOVAL WORK TOOLS	70	244	144				
735 PARTS, NES, FOR MACH-TOOLS	17	205	121	036 CRUSTACEANS, MOLLUSCS ETC	309	329	195
737 METALWORKING MACHNRY NES	778	836	493	057 FRUIT, NUTS EXCL. OIL NUTS	10 599	1 044	629
741 HEATING, COOLING EQUIP, PART	218	1 116	669	074 TEA AND MATE	241	67	42
742 PUMPS FOR LIQUIDS, PARTS	222	1 198	727	121 TOBACCO, UNMANUFACTURED	491	152	93
743 PUMPS NES, CENTRIFUGS ETC	149	860	518	223 OILSEED (OTH. FIX. VEG. OIL)	19 821	1 042	613
744 MECHANICAL HANDLING EQUIP	548	1 310	798	245 FUEL WOOD, WOOD CHARCOAL	1 000	81	51
745 OTH. NONELEC MCH, TOOL, NES	143	2 159	1 323	247 WOOD ROUGH, ROUGH SQUARED	4 971	578	351
746 BALL OR ROLLER BEARINGS	31	183	113	248 WOOD, SIMPLY WORKED	721	91	56
747 TAPS, COCKS, VALVES, ETC	141	379	226	657 SPECIAL YARN, TXTL. FABRIC	624	91	55
748 TRANSMISSIONS SHAFTS ETC	154	1 151	697	667 PEARLS, PRECIOUS STONES			
749 NON-ELECT MACH. PARTS, ETC	273	1 540	937				
751 OFFICE MACHINES	46	1 632	952	EXPORTS	164 929	39 140	23 495
752 AUTOMATC. DATA PROC. EQUIP	26	689	413				
759 PARTS, FOR OFFICE MACHINS	11	164	98	011 BOVINE MEAT	467	104	63
764 TELECOMM. EQUIP. PARTS NES	94	792	481	012 OTHER MEAT, MEAT OFFAL	385	88	50
771 ELECT POWER MACHNRY. PARTS	15	59	36	017 MEAT, OFFCL. PRPD, PRSVD, NES	84	51	30
772 ELEC. SWITCH. RELAY. CIRCUIT	175	1 209	731	022 MILK AND CREAM	7 005	1 519	912
773 ELECTR DISTRIB. EQPT NES	514	464	274	024 CHEESE AND CURD	106	60	33
774 ELECTRO-MEDCL. XRAY EQUIP	27	331	201	046 MEAL, FLOUR OF WHEAT, MSLN	89 172	2 770	1 666
775 DOM. ELEC. NON-ELEC. EQUIPT	162	144	88	047 OTHER CEREAL MEAL, FLOURS	6 520	387	239
776 TRANSISTORS, VALVES, ETC.	13	102	64	061 SUGARS, MOLASSES, HONEY	18 476	870	520
778 ELECTRIC. MACH. APPART. NES	1 556	3 803	2 308	111 NON-ALCOHOL. BEVERAGE, NES	746	61	37
781 PASS. MOTOR VEHCLS. EX. BUS	367	1 073	645	112 ALCOHOLIC BEVERAGES	246	102	59
782 GOODS, SPCL TRANSPORT VEH	1 458	2 306	1 394	267 OTHER MAN-MADE FIBRES	494	337	209
783 ROAD MOTOR VEHICLES NES	932	1 226	755	292 CRUDE VEG. MATERIALS, NES	24	68	42
784 PARTS, TRACTORS, MOTOR VEH	1 012	2 245	1 362	334 PETROLEUM PRODUCTS	142	52	32
785 CYCLES, MOTORCYCLES ETC.	45	98	58	421 FIXED VEG. FAT, OILS, SOFT	13 252	1 776	1 054
786 TRAILERS, SEMI-TRAILER, ETC	13 121	8 060	4 914	512 ALCOHOL, PHENOL, ETC. DERIV	198	59	36
791 RAILWAY VEHICLES, EQUIPNT	1 566	6 396	3 897	513 CARBOXYLIC ACIDS, DERIVTS	162	50	32
811 PREFABRICATED BUILDINGS	373	227	138	515 ORGANO-INORGANIC COMPNDS	202	182	112
813 LIGHTING FIXTURES ETC. NES	9	61	34	522 INORGANIC CHEM. ELEMENTS	117	87	53
821 FURNITURE, CUSHIONS, ETC.	202	194	117	523 METAL, SALTS, INORGAN. ACID	4 210	193	113
848 CLOTHING, NONTXTL; HEADGEAR	61	99	57	531 SYNTH. COLOURS, LAKES, ETC.	24	88	55
851 FOOTWEAR	55	90	49	541 MEDICINES, ETC. EXC. GRP542	33	1 258	767
871 OPTICAL INSTRUMENTS, NES	1	47	30	542 MEDICAMENTS	441	1 425	842
872 MEDICAL INSTRUMENTS NES	534	2 811	1 708	554 SOAP, CLEANERS, POLISH, ETC	212	96	58
873 METERS, COUNTERS, NES	29	280	171	575 OTH. PLASTIC, PRIMARY FORM	261	121	74
874 MEASURE, CONTROL INSTRMNT	53	1 150	706	581 PLASTIC TUBE, PIPE, HOSE	428	224	138
882 PHOTO. CINEMATOGRPH. SUPPL	33	89	55	591 INSECTICIDES, ETC.	151	574	355
892 PRINTED MATTER	179	213	127	598 MISC. CHEMICAL PRDCTS. NES	327	458	277

7 IMPORTS AND EXPORTS (SPECIAL TRADE) BY COUNTRIES OF PRODUCTION AND CONSUMPTION AND BY GROUPS OF THE SITC-REV. III 1993

GROUP DESCRIPTION	DT = 100 KG	1 000 DM	1 000 \$	GROUP DESCRIPTION	DT = 100 KG	1 000 DM	1 000 \$
551 ESSNTL.OIL,PERFUME,FLAVR	1 563	680	413	098 EDIBLE PROD.PREPRTNS,NES	976	768	462
651 TEXTILE YARN	6 363	1 317	792	278 OTHER CRUDE MINERALS	22 470	601	362
652 COTTON FABRICS, WOVEN	7 109	4 160	2 516	292 CRUDE VEG.MATERIALS, NES	21	117	68
657 SPECIAL YARN,TXTL.FABRIC	9 449	1 358	816	322 BRIQUETTES,LIGNITE,PEAT	16 744	349	211
658 TEXTILE ARTICLES NES	8	85	52	514 NITROGEN-FUNCT.COMPOUNDS	386	129	79
667 PEARLS,PRECIOUS STONES	783	1 657	1 002	516 OTHER ORGANIC CHEMICALS	192	291	175
841 MENS,BOYS CLOTHING,X-KNIT	143	485	293	522 INORGANIC CHEM.ELEMENTS	200	49	30
842 WOMEN,GIRL CLOTHING,XKNIT	965	3 436	2 071	523 METAL.SALTS,INORGAN.ACID	1 010	63	39
844 WOMEN,GIRLS CLOTHING,KNIT	89	279	163	531 SYNTH.COLOURS,LAKES,ETC.	29	162	97
845 OTHR.TEXTILE APPAREL,NES	1 791	12 615	7 574	533 PIGMENTS, PAINTS, ETC.	2 715	924	557
899 MISC MANUFCTRD GOODS NES	70	52	32	553 PERFUMERY,COSMETICS,ETC.	47	58	34
EXPORTS	66 740	39 375	23 731	554 SOAP,CLEANERS,POLISH,ETC	103	55	33
022 MILK AND CREAM	4 500	1 349	812	562 FERTILIZER,EXCEPT GRP272	451	78	44
048 CEREAL PREPARATIONS	1 580	130	77	571 POLYMERS OF ETHYLENE	3 040	236	140
054 VEGETABLES	108	266	182	575 OTH.PLASTIC,PRIMARY FORM	1 715	467	283
061 SUGARS,MOLASSES,HONEY	5 307	296	178	582 PLASTIC PLATE,SHEETS,ETC	334	232	139
266 SYNTHETIC FIBRES	261	110	68	591 INSECTICIDES, ETC.	194	305	180
292 CRUDE VEG.MATERIALS, NES	48	187	112	592 STARCHES, INULIN, ETC.	520	553	332
511 HYDROCARBONS,NES,DERIVTS	306	72	43	598 MISC.CHEMICAL PRODTS,NES	1 576	467	285
512 ALCOHOL,PHENOL,ETC.DERIV	706	115	70	625 RUBBER TYRES,TUBES,ETC.	239	186	114
513 CARBOXYLIC ACIDS,DERIVTS	50	66	40	629 ARTICLES OF RUBBER, NES	36	149	83
514 NITROGEN-FUNCT.COMPOUNDS	53	74	44	641 PAPER AND PAPERBOARD	3 865	881	534
516 OTHER ORGANIC CHEMICALS	32	49	30	642 PAPER,PAPERBOARD,CUT ETC	15 529	8 761	5 243
522 INORGANIC CHEM.ELEMENTS	13 300	864	521	653 FABRICS,MAN-MADE FIBRES	58	238	144
523 METAL.SALTS,INORGAN.ACID	1 666	126	76	662 CLAY,REFRCT.CONSTR.MATRL	352	87	53
531 SYNTH.COLOURS,LAKES,ETC.	613	2 244	1 350	663 MINERAL MANUFACTURES,NES	208	143	85
532 DYEING,TANNING MATERIALS	418	135	83	664 GLASS	1 436	176	104
533 PIGMENTS, PAINTS, ETC.	1 608	603	359	665 GLASSWARE	211	86	51
541 MEDICINES,ETC.EXC.GRP542	40	569	347	674 FLAT-ROLLED PLATED IRON	719	59	36
542 MEDICAMENTS	72	579	354	684 ALUMINIUM	387	375	229
551 ESSNTL.OIL,PERFUME,FLAVR	164	206	124	693 WIRE PRODUCTS EXCL.ELECT	149	79	44
553 PERFUMERY,COSMETICS,ETC.	84	61	38	695 TOOLS	108	209	123
554 SOAP,CLEANERS,POLISH,ETC	783	349	213	697 HOUSEHOLD EQUIPMENT,NES	228	153	89
573 POLYMERS,VINYL CHLORIDE	90	63	38	699 MANUFACTS.BASE METAL,NES	373	636	312
574 POLYACETAL,POLYCARBONATE	197	68	41	713 INTRNL COMBUS PSTN ENGIN	45	323	191
575 OTH.PLASTIC,PRIMARY FORM	2 797	1 534	931	721 AGRIC.MACHINES,EX.TRACTR	82	101	61
582 PLASTIC PLATE,SHEETS,ETC	325	227	135	722 TRACTORS	458	589	352
591 INSECTICIDES, ETC.	232	391	243	723 CIVIL ENGINEERING EQUIPT	108	206	126
592 STARCHES, INULIN, ETC.	1 511	356	216	724 TEXTILE,LEATHER MACHINES	20	104	64
598 MISC.CHEMICAL PRODTS,NES	4 997	2 306	1 389	725 PAPER,PULP MILL MACHINES	76	76	45
612 MANUFACT. LEATHER ETC.NES	6	67	40	726 PRINTNG,BOOKBINDNG MACHS	335	1 772	1 104
621 MATERIALS OF RUBBER	15	102	61	727 FOOD-PROCESS.MCH.NON DOM	39	168	99
625 RUBBER TYRES,TUBES,ETC.	728	235	141	728 OTH.MACH,PTS,SPCL INDUST	178	1 892	1 160
629 ARTICLES OF RUBBER, NES	235	404	245	741 HEATING,COOLNG EQUIP,PART	53	101	59
641 PAPER AND PAPERBOARD	1 805	221	134	742 PUMPS FOR LIQUIDS,PARTS	4	121	73
642 PAPER,PAPERBOARD,CUT ETC	250	246	149	743 PUMPS NES,CENTRIFUGS ETC	101	347	207
652 COTTON FABRICS, WOVEN	33	67	38	744 MECHANICAL HANDLING EQUIP	1 420	1 882	1 123
653 FABRICS,MAN-MADE FIBRES	114	295	172	745 OTH.NONELEC MCH,TOOL,NES	295	2 125	1 263
655 KNIT,CROCHET.FABRIC NES	11	129	76	749 NON-ELECT MACH,PARTS,ETC	34	171	100
657 SPECIAL YARN,TXTL.FABRIC	17	76	45	751 OFFICE MACHINES	42	135	80
662 CLAY,REFRCT.CONSTR.MATRL	807	70	42	761 TELEVISION RECEIVERS ETC	42	105	66
667 PEARLS,PRECIOUS STONES	.	.	.	764 TELECOMM.EQUIP,PARTS NES	53	1 784	1 110
674 FLAT-ROLLED PLATED IRON	79	50	30	772 ELEC.SWITCH.RELAY.CIRCUIT	2	94	45
679 TUBES,PIPES,ETC.IRON,STL	55	66	39	774 ELECTRO-MEDCL,XRAY EQUIP	33	111	69
684 ALUMINIUM	362	586	357	775 DOM.ELEC.NON-ELEC.EQUIPT	180	393	242
692 CONTAINERS,STORAGE,TRNSP	20	57	34	778 ELECTRIC.MACH.APPART,NES	170	840	504
695 TOOLS	41	180	105	781 PASS.MOTOR VEHCLS,EX.BUS	12 013	24 113	14 516
699 MANUFACTS.BASE METAL,NES	60	106	61	782 GOODS,SPCL TRANSPORT VEH	1 236	2 016	1 207
713 INTRNL COMBUS PSTN ENGIN	434	2 336	1 421	784 PARTS,TRACTORS,MOTOR VEH	383	1 570	938
714 ENGINES,MOTORS NON-ELECT	222	66	38	785 CYCLES,MOTORCYCLES ETC.	21	111	69
721 AGRIC.MACHINES,EX.TRACTR	222	185	89	821 FURNITURE,CUSHIONS,ETC.	1 209	437	260
722 TRACTORS	52	80	49	841 MENS,BOYS CLOTHING,X-KNIT	7	53	33
723 CIVIL ENGINEERING EQUIPT	414	859	503	851 FOOTWEAR	52	233	139
724 TEXTILE,LEATHER MACHINES	222	2 187	1 332	872 MEDICAL INSTRUMENTS NES	5	148	88
726 PRINTNG,BOOKBINDNG MACHS	29	206	127	874 MEASURE,CONTROL INSTRMNT	77	556	325
728 OTH.MACH,PTS,SPCL INDUST	29	128	78	881 PHOTOGRAPH APPAR,ETC.NES	26	182	110
735 PARTS,NES,FOR MACH-TOOLS	10	120	73	882 PHOTO.CINEMATOGRPH.SUPPL	678	1 125	671
741 HEATING,COOLNG EQUIP,PART	225	870	517	885 WATCHES AND CLOCKS	11	63	37
742 PUMPS FOR LIQUIDS,PARTS	14	160	96	893 ARTICLES,NES,OF PLASTICS	2 133	1 242	739
743 PUMPS NES,CENTRIFUGS ETC	59	289	178	894 BABY CARRIAGE,TOYS,GAMES	35	83	51
744 MECHANICAL HANDLING EQUIP	980	1 313	821	895 OFFICE,STATIONERY SUPPLS	75	192	111
745 OTH.NONELEC MCH,TOOL,NES	84	469	284	897 GOLD,SILVERWARE,JEWEL NES	302	302	182
746 BALL OR ROLLER BEARINGS	16	67	39	898 MUSICAL INSTRUMENTS,ETC.	10	75	45
747 TAPS,COCKS,VALVES,ETC.	20	81	50	MAURITIUS			
748 TRANSMISSIONS SHAFTS ETC	97	412	246	IMPORTS	86 067	175 931	106 185
749 NON-ELECT MACH,PARTS,ETC	82	303	181	034 FISH,FRESH,CHILLED,FROZN	1 148	723	431
751 OFFICE MACHINES	23	82	49	035 FISH,DRIED,SALTED,SMOKED	60	129	78
752 AUTOMATC.DATA PROC.EQUIP	4	61	36	037 FISH ETC.PREPD,PRSD,NES	3 330	1 374	825
764 TELECOMM.EQUIP,PARTS NES	4	196	121	054 VEGETABLES	51	106	65
772 ELEC.SWITCH.RELAY.CIRCUIT	19	262	151	057 FRUIT,NUTS EXCL.OIL NUTS	520	172	106
778 ELECTRIC.MACH.APPART,NES	128	436	253	061 SUGARS,MOLASSES,HONEY	37 984	5 252	3 187
781 PASS.MOTOR VEHCLS,EX.BUS	1 322	2 606	1 582	074 TEA AND MATE	368	214	128
782 GOODS,SPCL TRANSPORT VEH	797	748	438	075 SPICES	101	186	110
784 PARTS,TRACTORS,MOTOR VEH	836	1 553	934	289 PREC.METAL ORES,CONCTRITS	3	319	195
785 CYCLES,MOTORCYCLES ETC.	21	67	40	292 CRUDE VEG.MATERIALS, NES	104	177	108
872 MEDICAL INSTRUMENTS NES	3	128	79	551 ESSNTL.OIL,PERFUME,FLAVR	7	171	104
874 MEASURE,CONTROL INSTRMNT	17	551	333	575 OTH.PLASTIC,PRIMARY FORM	4 620	1 162	708
882 PHOTO.CINEMATOGRPH.SUPPL	252	192	116	635 WOOD MANUFACTURES, NES	8	92	54
893 ARTICLES,NES,OF PLASTICS	121	162	97	652 COTTON FABRICS, WOVEN	1 000	905	538
895 OFFICE,STATIONERY SUPPLS	221	356	212	699 MANUFACTS.BASE METAL,NES	45	671	405
REUNION				712 STEAM TURBINES	4	55	34
IMPORTS	11 002	2 831	1 709	743 PUMPS NES,CENTRIFUGS ETC	8	364	214
075 SPICES	133	1 017	610	841 MENS,BOYS CLOTHING,X-KNIT	3 348	23 289	14 104
112 ALCOHOLIC BEVERAGES	10 437	1 402	848	842 WOMEN,GIRL CLOTHING,XKNIT	1 991	7 190	4 333
551 ESSNTL.OIL,PERFUME,FLAVR	21	159	97	843 MENS,BOYS CLOTHING,KNIT	1 056	3 221	1 950
726 PRINTNG,BOOKBINDNG MACHS	86	122	75	844 WOMEN,GIRLS CLOTHING,KNIT	2 128	7 913	4 814
EXPORTS	100 842	65 712	39 491	845 OTHR.TEXTILE APPAREL,NES	26 906	110 879	66 824
048 CEREAL PREPARATIONS	1 056	366	224	846 CLOTHING ACCESSRS,FABRIC	109	517	312
054 VEGETABLES	25	81	47	848 CLOTHING,NONTXTL,HEADGEAR	53	551	332
062 SUGAR CONFECTIONERY	162	86	51	874 MEASURE,CONTROL INSTRMNT	15	469	282
081 ANIMAL FEED STUFF	20	76	46	884 OPTICAL GOODS NES	31	663	403
				894 BABY CARRIAGE,TOYS,GAMES	776	3 304	1 994
				897 GOLD,SILVERWARE,JEWEL NES	17	3 606	2 177
				899 MISC MANUFCTRD GOODS NES	28	521	318
				971 GOLD,NONMONTY EXCL ORES		555	332

7 IMPORTS AND EXPORTS (SPECIAL TRADE) BY COUNTRIES OF PRODUCTION AND CONSUMPTION AND BY GROUPS OF THE SITC-REV. III 1993

GROUP DESCRIPTION	DT = 100 KG	1 000 DM	1 000 \$	GROUP DESCRIPTION	DT = 100 KG	1 000 DM	1 000 \$
EXPORTS	101 022	134 012	80 563	884 OPTICAL GOODS NES		130	77
017 MEAT, OFFL. PRPD, PRSVD, NES	155	77	46	892 PRINTED MATTER	405	626	381
054 VEGETABLES	444	196	118	893 ARTICLES, NES, OF PLASTICS	207	303	180
073 CHOCOLATE, OTH. COCOA PREP	169	63	35	894 BABY CARRIAGE, TOYS, GAMES	160	691	415
081 ANIMAL FEED STUFF	23	49	30	895 OFFICE, STATIONERY SUPPLS	114	839	495
091 MARGARINE AND SHORTENING	9 311	1 312	790	897 GOLD, SILVERWARE, JEWEL NES	22	5 106	3 091
098 EDIBLE PROD. PREPRINS, NES	314	183	110	898 MUSICAL INSTRUMENTS, ETC.	47	449	269
292 CRUDE VEG. MATERIALS, NES	83	262	154	899 MISC MANUFCTRD GOODS NES	69	501	297
431 ANIMAL, VEG. FATS, OILS, NES	5 190	772	465	971 GOLD, NONMONTY EXCL ORES	1 243	746	
511 HYDROCARBONS, NES, DERIVTS	420	167	101	COMOROS			
512 ALCOHOL, PHENOL, ETC. DERIV	2 149	276	165	IMPORTS	1 219	3 996	2 406
513 CARBOXYLIC ACIDS, DERIVTS	813	387	235	075 SPICES	1 184	3 952	2 379
514 NITROGEN-FUNCT. COMPOUNDS	517	539	325	EXPORTS	5 101	1 990	1 181
515 ORGANO-INORGANIC COMPNDS	87	126	75	022 MILK AND CREAM		700	185
516 OTHER ORGANIC CHEMICALS	215	83	50	023 BUTTER, OTHER FAT OF MILK		177	49
522 INORGANIC CHEM. ELEMENTS	10 485	843	507	037 FISH ETC. PREPD, PRSVD, NES	2 389	1 194	700
523 METAL. SALTS, INORGAN. ACID	4 092	357	214	061 SUGARS, MOLASSES, HONEY	1 500	56	35
524 OTHER CHEMICAL COMPOUNDS	8	47	30	591 INSECTICIDES, ETC.	10	63	37
531 SYNTH. COLOURS, LAKES, ETC.	2 237	6 896	4 174	651 TEXTILE YARN	12	67	39
533 PIGMENTS, PAINTS, ETC.	802	472	281	728 OTH. MACH, PTS, SPCL INDUST	73	53	32
541 MEDICINES, ETC. EXC. GRP542	24	372	229	741 HEATING, COOLING EQUIP, PART	9	62	39
542 MEDICAMENTS	266	1 749	1 062	MAYOTTE			
551 ESSNTL. OIL, PERFUME, FLAVR	63	216	129	IMPORTS	881	270	160
553 PERFUMERY, COSMETICS, ETC.	193	239	145	075 SPICES	833	265	157
554 SOAP, CLEANERS, POLISH, ETC	1 407	640	384	EXPORTS	774	218	135
571 POLYMERS OF ETHYLENE	1 303	103	61	011 BOVINE MEAT	528	93	58
573 POLYMERS, VINYL CHLORIDE	126	52	32	ZAMBIA			
574 POLYACETAL, POLYCARBONATE	555	252	151	IMPORTS	15 354	14 085	8 570
575 OTH. PLASTIC, PRIMARY FORM	4 671	1 241	751	034 FISH, FRESH, CHILLED, FROZEN		45	271
579 PLASTIC WASTE, SCRAP ETC	68	49	30	054 VEGETABLES		395	176
581 PLASTIC TUBE, PIPE, HOSE	59	74	42	071 COFFEE, COFFEE SUBSTITUTE	4 585	1 178	719
582 PLASTIC PLATE, SHEETS, ETC	726	384	230	121 TOBACCO, UNMANUFACTURED	3 739	2 249	1 388
583 MONOFILAMENT OF PLASTICS	125	87	53	289 PREC. METAL ORES, CONCENTR		207	121
591 INSECTICIDES, ETC.	448	766	468	651 TEXTILE YARN	4 863	2 360	1 431
592 STARCHES, INULIN, ETC.	442	178	106	667 PEARLS, PRECIOUS STONES		473	2 298
597 PREPD. ADDITIVES, LIQUIDS	844	253	153	689 MISC. NON-FERR. BASE METAL	106	1 120	673
598 MISC. CHEMICAL PRODS. NES	3 742	1 709	1 032	743 PUMPS NES, CENTRIFUGS ETC	527	1 924	1 175
621 MATERIALS OF RUBBER	62	78	47	841 MENS, BOYS CLOTHING, X-KNIT			
625 RUBBER TYRES, TUBES, ETC.	177	146	87	EXPORTS	64 879	81 987	49 523
629 ARTICLES OF RUBBER, NES	96	134	78	022 MILK AND CREAM	3 610	1 000	608
641 PAPER AND PAPERBOARD	1 619	457	280	046 MEAL, FLOUR OF WHEAT, MSLN	7 737	223	135
642 PAPER, PAPERBOARD, CUT ETC	533	303	181	081 ANIMAL FEED STUFF	1 250	166	102
651 TEXTILE YARN	195	593	358	112 ALCOHOLIC BEVERAGES	1 639	255	155
652 COTTON FABRICS, WOVEN	519	1 355	830	266 SYNTHETIC FIBRES	1 682	558	339
653 FABRICS, MAN-MADE FIBRES	768	2 596	1 558	292 CRUDE VEG. MATERIALS, NES	123	412	244
654 OTH. TEXTILE FABRIC, WOVEN	1 237	9 424	5 697	421 FIXED VEG. FAT, OILS, SOFT	729	79	49
655 KNIT, CROCHET, FABRIC NES	6 955	5 357	3 229	514 NITROGEN-FUNCT. COMPOUNDS	17	99	61
656 TULLE, LACE, EMBROIDRY, ETC	567	2 197	1 315	516 OTHER ORGANIC CHEMICALS	1 399	295	180
657 SPECIAL YARN, TXTL. FABRIC	236	679	410	522 INORGANIC CHEM. ELEMENTS	826	90	54
663 MINERAL MANUFACTURES, NES	318	264	153	524 OTHER CHEMICAL COMPOUNDS	60	102	63
665 GLASSWARE	54	61	35	531 SYNTH. COLOURS, LAKES, ETC.	57	116	71
666 POTTERY	122	314	188	541 MEDICINES, ETC. EXC. GRP542	73	577	349
674 FLAT-ROLLED PLATED IRON	809	82	49	542 MEDICAMENTS	48	410	247
677 RAILWAY TRACK IRON, STEEL	396	66	41	571 POLYMERS OF ETHYLENE	2 429	406	245
681 SILVER, PLATINUM, ETC.	4	58	33	574 POLYACETAL, POLYCARBONATE	49	75	44
683 NICKEL	7	60	36	575 OTH. PLASTIC, PRIMARY FORM	121	52	32
684 ALUMINIUM	73	97	56	582 PLASTIC PLATE, SHEETS, ETC	104	109	68
691 METALLIC STRUCTURES NES	729	838	508	592 STARCHES, INULIN, ETC.	52	52	31
692 CONTAINERS, STORAGE, TRNSP	155	133	82	598 MISC. CHEMICAL PRODS. NES	3 127	1 153	682
695 TOOLS	297	784	464	625 RUBBER TYRES, TUBES, ETC.	461	68	40
696 CUTLERY	39	182	109	629 ARTICLES OF RUBBER, NES	357	815	492
697 HOUSEHOLD EQUIPMENT, NES	38	210	127	651 TEXTILE YARN	11	101	60
699 MANUFACTS. BASE METAL, NES	585	1 069	646	652 COTTON FABRICS, WOVEN	41	76	46
700 CPL. IND. PLANT (84/85/87)	3 500	5 055	3 080	653 FABRICS, MAN-MADE FIBRES	108	314	188
711 STEAM GENER. BOILERS, ETC.	40	201	122	655 KNIT, CROCHET, FABRIC NES	104	190	116
712 STEAM TURBINES	27	238	144	656 TULLE, LACE, EMBROIDRY, ETC	103	197	120
713 INTRNL COMBUS PSTN ENGIN	125	977	586	657 SPECIAL YARN, TXTL. FABRIC	24	102	62
716 ROTATING ELECTRIC PLANT	28	123	75	658 TEXTILE ARTICLES NES	10	61	38
721 AGRIC. MACHINES, EX. TRACTR	68	87	52	662 CLAY, REFRCT. CONSTR. MATRL	2 097	217	131
722 TRACTORS	331	350	213	663 MINERAL MANUFACTURES, NES	72	104	61
723 CIVIL ENGINEERING EQUIPT	1 695	2 689	1 626	674 FLAT-ROLLED PLATED IRON	791	97	59
724 TEXTILE, LEATHER MACHINES	5 896	19 964	12 019	676 IRON, STL. BAR, SHAPES ETC.	2 005	284	177
725 PAPER, PULP MILL MACHINES	135	278	172	684 ALUMINIUM	314	165	101
726 PRINTNG, BOOKBINDNG MACHS	433	2 610	1 589	691 METALLIC STRUCTURES NES	821	110	66
727 FOOD-PROCESS. MCH. NON DOM	23	99	61	692 CONTAINERS, STORAGE, TRNSP	158	129	79
728 OTH. MACH, PTS, SPCL INDUST	1 174	2 515	1 540	695 TOOLS	325	2 160	1 304
733 MACH-TOOLS, METAL-WORKING	32	96	59	697 HOUSEHOLD EQUIPMENT, NES	5	53	30
735 PARTS, NES, FOR MACH-TOOLS	4	80	48	699 MANUFACTS. BASE METAL, NES	694	1 232	753
737 METALWORKING MACHNRY NES	24	154	93	700 CPL. IND. PLANT (84/85/87)	1 022	314	183
741 HEATING, COOLING EQUIP, PART	691	1 289	775	713 INTRNL COMBUS PSTN ENGIN	179	1 180	716
742 PUMPS FOR LIQUIDS, PARTS	214	754	447	716 ROTATING ELECTRIC PLANT	291	577	343
743 PUMPS NES, CENTRIFUGS ETC	353	693	414	718 OTH. POWR. GENRTNG. MACHNRY	25	89	54
744 MECHANICAL HANDLING EQUIP	908	1 305	786	721 AGRIC. MACHINES, EX. TRACTR	217	416	258
745 OTH. NONELEC. MCH, TOOL, NES	232	1 807	1 086	722 TRACTORS	277	151	92
747 TAPS, COCKS, VALVES, ETC.	116	358	218	723 CIVIL ENGINEERING EQUIPT	828	2 528	1 505
748 TRANSMISSIONS SHAFTS ETC	30	202	120	724 TEXTILE, LEATHER MACHINES	8 158	22 746	13 740
749 NON-ELECT. MACH. PARTS, ETC	449	583	349	726 PRINTNG, BOOKBINDNG MACHS	13	193	119
752 AUTOMATC. DATA PROC. EQUIP	25	593	355	727 FOOD-PROCESS. MCH. NON DOM	256	502	298
759 PARTS, FOR OFFICE MACHINS		80	50	728 OTH. MACH, PTS, SPCL INDUST	500	1 513	917
764 TELECOMM. EQUIP. PARTS NES	17	695	415	733 MACH-TOOLS, METAL-WORKING	100	557	338
771 ELECT. POWER MACHNY. PARTS	3	77	42	735 PARTS, NES, FOR MACH-TOOLS	16	272	166
772 ELEC. SWITCH, RELAY, CIRCUIT	188	561	339	737 METALWORKING MACHNRY NES	31	347	210
774 ELECTRO-MEDCL. XRAY EQUIP	92	3 777	2 230	741 HEATING, COOLING EQUIP, PART	794	1 677	1 001
775 DOM. ELEC. NON-ELEC. EQUIPT	200	549	333				
778 ELECTRIC. MACH. APPART. NES	152	519	306				
781 PASS. MOTOR VEHCLS. EX. BUS	2 521	6 129	3 677				
784 PARTS, TRACTORS, MOTOR VEH	248	731	440				
793 SHIP, BOAT, FLOAT, STRUCTRS	3 320	13 440	7 905				
813 LIGHTING FIXTURES ETC. NES	45	260	159				
841 MENS, BOYS CLOTHING, X-KNIT	7	99	57				
846 CLOTHING ACCESSRS, FABRIC	179	897	543				
848 CLOTHING, NONTXTL; HEADGEAR	77	147	89				
851 FOOTWEAR	18	80	50				
872 MEDICAL INSTRUMENTS NES	119	523	319				
874 MEASURE, CONTROL INSTRMNT	27	651	385				
881 PHOTOGRAPH APPAR. ETC. NES	13	115	67				
882 PHOTOG. CINEMATOGRPH. SUPPL	442	729	442				

7 IMPORTS AND EXPORTS (SPECIAL TRADE) BY COUNTRIES OF PRODUCTION AND CONSUMPTION AND BY GROUPS OF THE SITC-REV. III 1993

GROUP DESCRIPTION	DT = 100 KG	1 000 DM	1 000 \$	GROUP DESCRIPTION	DT = 100 KG	1 000 DM	1 000 \$
742 PUMPS FOR LIQUIDS,PARTS	310	1 139	691	573 POLYMERS,VINYL CHLORIDE	2 222	386	234
743 PUMPS NES,CENTRIFUGS ETC	271	2 357	1 410	574 POLYACETAL,POLYCARBONATE	362	219	130
744 MECHANICAL HANDLING EQUIP	249	494	307	575 OTH.PLASTIC,PRIMARY FORM	2 825	1 554	938
745 OTH.NONELEC.MCH,TOOL,NES	295	4 400	2 650	582 PLASTIC PLATE,SHEETS,ETC	664	470	285
746 BALL OR ROLLER BEARINGS	14	120	73	583 MONOFILAMENT OF PLASTICS	70	66	42
747 TAPS,COCKS,VALVES,ETC.	19	185	110	591 INSECTICIDES, ETC.	490	1 410	861
748 TRANSMISSIONS SHAFTS ETC	119	799	480	592 STARCHES,INULIN,ETC.	413	59	36
749 NON-ELECT.MACH.PARTS,ETC	142	653	392	597 PREPRD ADDITIVES,LIQUIDS	1 121	408	247
751 OFFICE MACHINES	45	216	129	598 MISC.CHEMICAL PRODS,NES	3 986	1 689	1 010
752 AUTOMATC.DATA PROC.EQUIP	56	605	366	625 RUBBER TYRES,TUBES,ETC.	204	149	89
763 SOUND RECORDER,PHONOGRPH	17	91	55	629 ARTICLES OF RUBBER, NES	66	217	127
764 TELECOMM.EQUIP.PARTS NES	17	655	393	641 PAPER AND PAPERBOARD	4 185	2 590	1 552
771 ELECT POWER MACHNY,PARTS	253	227	134	642 PAPER,PAPERBOARD,CUT ETC	384	246	149
772 ELEC.SWITCH.RELAY.CIRCUT	57	540	321	651 TEXTILE YARN	50	98	59
774 ELECTRO-MEDCL,XRAY EQUIP	35	888	533	652 COTTON FABRICS, WOVEN	75	222	136
775 DOM.ELEC,NON-ELEC.EQUIP	40	76	44	653 FABRICS,MAN-MADE FIBRES	578	1 274	768
776 TRANSISTORS,VALVES,ETC.	107	107	66	654 OTH.TEXTILE FABRIC,WOVEN	34	119	73
778 ELECTRIC.MACH.APPART,NES	141	927	549	657 SPECIAL YARN,TXTL.FABRIC	198	1 207	734
781 PASS.MOTOR VEHCLS.EX.BUS	518	2 868	1 735	662 CLAY,REFRCT.CONSTR.MATRL	1 526	192	119
782 GOODS,SPCL TRANSPORT VEH	996	1 106	678	663 MINERAL MANUFACTURES,NES	206	164	97
783 ROAD MOTOR VEHICLES NES	4 324	5 942	3 665	664 GLASS	630	71	41
784 PARTS,TRACTORS,MOTOR VEH	462	1 003	608	665 GLASSWARE	92	172	103
786 TRAILERS,SEMI-TRAILR,ETC	2 298	1 402	872	673 FLAT-ROLLED IRON ETC.	5 788	370	225
791 RAILWAY VEHICLES,EQUIPNT	627	208	126	676 IRON,STL.BAR,SHAPES ETC.	451	118	70
846 CLOTHING ACCESSRS,FABRIC	9	58	36	679 TUBES,PIPES,ETC.IRON,STL	1 224	265	160
851 FOOTWEAR	7	54	32	682 COPPER	196	108	64
871 OPTICAL INSTRUMENTS,NES	1	78	47	683 NICKEL	77	183	113
872 MEDICAL INSTRUMENTS NES	228	3 070	1 812	684 ALUMINIUM	128	133	79
874 MEASURE,CONTROL INSTRMNT	38	1 020	617	693 WIRE PRODUCTS EXCL.ELECT	492	255	155
892 PRINTED MATTER	41	72	41	694 NAILS,SCREWS,NUTS,ETC.	108	131	77
893 ARTICLES,NES,OF PLASTICS	348	333	202	695 TOOLS	154	879	523
895 OFFICE,STATIONERY SUPPLS	25	123	70	699 MANUFACTS.BASE METAL,NES	239	327	193
897 GOLD,SILVERWARE,JEWL NES		300	183	712 STEAM TURBINES	5	306	180
899 MISC MANUFCTRD GOODS NES	10	127	74	713 INTRNL COMBUS PSTN ENGIN	325	1 400	840
				716 ROTATING ELECTRIC PLANT	94	367	219
ZIMBABWE				718 OTH.POWR.GENRTNG.MACHNRY	15	74	44
IMPORTS	535 594	173 046	104 464	721 AGRIC.MACHINES,EX.TRACTR	149	268	158
001 LIVE ANIMALS	36	272	159	722 TRACTORS	1 299	1 511	916
011 BOVINE MEAT	24 998	19 014	11 501	723 CIVIL ENGINEERING EQUIPT	3 503	5 238	3 213
054 VEGETABLES	2 332	1 281	773	724 TEXTILE,LEATHER MACHINES	1 973	8 181	4 963
057 FRUIT,NUTS EXCL.OIL NUTS	13 461	1 680	1 015	725 PAPER,PULP MILL MACHINES	534	5 288	3 290
071 COFFEE,COFFEE SUBSTITUTE	9 229	2 077	1 265	726 PRINTNG,BOOKBINDNG MACHS	406	2 691	1 589
074 TEA AND MATE	1 269	530	318	727 FOOD-PROCESS.MCH.NON DOM	96	169	103
075 SPICES	106	60	37	728 OTH.MACH,PTS,SPCL INDUST	4 689	9 976	5 982
121 TOBACCO, UNMANUFACTURED	103 158	49 174	29 547	731 METAL REMOVAL WORK TOOLS	137	387	233
263 COTTON	24 817	7 126	4 300	735 PARTS,NES,FOR MACH-TOOLS	21	126	75
273 STONE, SAND AND GRAVEL	6 381	306	184	737 METALWORKING MACHNRY NES	71	121	73
277 NATURAL ABRASIVES, NES	6 003	210	126	741 HEATING,COOLING EQUIP,PART	150	664	406
278 OTHER CRUDE MINERALS	31 250	2 041	1 232	742 PUMPS FOR LIQUIDS,PARTS	236	1 065	635
283 COPPER ORES,CONCENTRATES	1 000	171	100	743 PUMPS NES,CENTRIFUGS ETC	505	1 516	923
288 NON-FERROUS WASTE,SCRAP	11 458	5 449	3 331	744 MECHANICAL HANDLING EQUIP	563	1 381	837
289 PREC.METAL ORES,CONCRTS	1	4 130	2 426	745 OTH.NONELEC.MCH,TOOL,NES	659	5 265	3 247
291 CRUDE ANIMAL MATERIALS,NES	16	122	75	746 BALL OR ROLLER BEARINGS	32	194	120
292 CRUDE VEG.MATERIALS, NES	2 757	3 251	1 961	747 TAPS,COCKS,VALVES,ETC.	5	121	75
598 MISC.CHEMICAL PRODS,NES	2 100	64	39	748 TRANSMISSIONS SHAFTS ETC	640	1 774	1 068
634 VENEERS, PLYWOOD, ETC.	600	69	42	749 NON-ELECT MACH.PARTS,ETC	225	956	578
635 WOOD MANUFACTURES, NES	252	120	72	751 OFFICE MACHINES	37	402	238
641 PAPER AND PAPERBOARD	286	57	33	752 AUTOMATC.DATA PROC.EQUIP	50	836	506
651 TEXTILE YARN	1 459	643	395	761 TELEVISION RECEIVERS ETC	3	99	61
652 COTTON FABRICS, WOVEN	2 814	1 320	791	763 SOUND RECORDER,PHONOGRPH	1	50	30
658 TEXTILE ARTICLES NES	638	770	460	764 TELECOMM.EQUIP.PARTS NES	99	6 625	4 021
661 LIME,CEMENT,CONSTR.MATRL	94	98	59	771 ELECT POWER MACHNY,PARTS	13	201	119
667 PEARLS,PRECIOUS STONES			772	772 ELEC.SWITCH.RELAY.CIRCUT	261	1 972	1 174
671 PIG IRON,SPIEGELEISN,ETC	264 497	28 368	17 102	773 ELECTR DISTRIBT.EQPT NES	1 253	1 130	702
682 COPPER	2 266	646	383	774 ELECTRO-MEDCL,XRAY EQUIP	72	175	107
683 NICKEL	10 976	9 637	5 852	775 DOM.ELEC,NON-ELEC.EQUIP	176	324	198
841 MENS,BOYS CLOTHNG,X-KNIT	6 814	14 445	8 733	776 TRANSISTORS,VALVES,ETC.		53	30
842 WOMEN,GIRL CLOTHNG,XKNIT	1 484	5 018	3 039	778 ELECTRIC.MACH.APPART,NES	294	1 493	895
843 MENS,BOYS CLOTHING,KNIT	248	883	526	781 PASS.MOTOR VEHCLS.EX.BUS	1 035	4 169	2 523
844 WOMEN,GIRLS CLOTHING,KNIT	69	257	156	782 GOODS,SPCL TRANSPORT VEH	565	898	547
845 OTHR.TEXTILE APPAREL,NES	773	1 792	1 087	784 PARTS,TRACTORS,MOTOR VEH	391	1 468	870
846 CLOTHING ACCESSRS,FABRIC	516	1 130	678	785 CYCLES,MOTORCYCLES ETC.	22	50	31
851 FOOTWEAR	36	60	35	791 RAILWAY VEHICLES,EQUIPNT	7	62	39
874 MEASURE,CONTROL INSTRMNT		214	130	812 PLUMBNG,SANITRY,EQPT,ETC	13	73	42
896 WORKS OF ART,ANTIQUE ETC	345	557	339	813 LIGHTING FIXTURES ETC,NES	83	146	88
971 GOLD,NONMONTY EXCL ORES	4	7 713	4 774	821 FURNITURE,CUSHIONS,ETC.	152	385	231
				851 FOOTWEAR	306	153	93
EXPORTS	171 258	116 596	70 483	871 OPTICAL INSTRUMENTS,NES	4	147	90
022 MILK AND CREAM	1 560	367	221	872 MEDICAL INSTRUMENTS NES	786	1 501	908
061 SUGARS,MOLASSES,HONEY	1 000	91	55	873 METERS,COUNTERS,NES	17	138	85
081 ANIMAL FEED STUFF	19	61	35	874 MEASURE,CONTROL INSTRMNT	91	1 965	1 186
232 SYNTHETIC RUBBER, ETC.	956	216	127	881 PHOTOGRAPH APPAR.ETC,NES	20	167	102
267 OTHER MAN-MADE FIBRES	1 005	679	411	882 PHOTO.CINEMATOGRPH.SUPPL	17	74	46
292 CRUDE VEG.MATERIALS, NES	350	1 168	700	884 OPTICAL GOODS NES	6	165	97
334 PETROLEUM PRODUCTS	355	205	124	885 WATCHES AND CLOCKS	6	79	47
335 RESIDUAL PETROL.PRODUCTS	5 223	621	367	892 PRINTED MATTER	68	122	70
511 HYDROCARBONS,NES,DERIVTS	1 567	211	130	893 ARTICLES,NES,OF PLASTICS	315	481	289
512 ALCOHOL,PHENOL,ETC.DERIV	1 329	332	201	895 OFFICE,STATIONERY SUPPLS	115	300	180
513 CARBOXYLIC ACIDS,DERIVTS	905	193	119	897 GOLD,SILVERWARE,JEWL NES	1	3 470	2 082
514 NITROGEN-FUNCT.COMPOUNDS	563	1 282	779	898 MUSICAL INSTRUMENTS,ETC.	13	129	77
515 ORGANO-INORGANIC COMPNDS	332	379	232	899 MISC MANUFCTRD GOODS NES	37	91	51
516 OTHER ORGANIC CHEMICALS	858	460	272				
522 INORGANIC CHEM.ELEMENTS	10 350	938	555	MALAWI			
523 METAL.SALTS,INORGAN.ACID	7 813	878	535	IMPORTS	127 549	65 551	39 722
524 OTHER CHEMICAL COMPOUNDS	237	151	91	034 FISH,FRESH,CHILLED,FROZN	12	107	64
531 SYNTH.COLOURS,LAKES,ETC.	1 456	4 314	2 602	071 COFFEE,COFFEE SUBSTITUTE	21 382	5 442	3 260
532 DYEING,TANNING MATERIALS	1 729	661	401	074 TEA AND MATE	6 825	2 506	1 501
533 PIGMENTS, PAINTS, ETC.	2 275	1 027	629	075 SPICES	388	213	127
541 MEDICINES,ETC.EXC.GRP542	265	1 477	895	121 TOBACCO, UNMANUFACTURED	98 120	66 667	34 393
542 MEDICAMENTS	271	1 712	1 030	292 CRUDE VEG.MATERIALS, NES	175	51	31
551 ESSNTL.OIL,PERFUME,FLAVR	40	86	51				
554 SOAP,CLEANERS,POLISH,ETC	1 209	465	282	EXPORTS	75 383	36 024	21 691
562 FERTILIZER,EXCEPT GRP272	71 014	2 179	1 298	022 MILK AND CREAM	4 030	1 292	753
571 POLYMERS OF ETHYLENE	2 608	326	197	046 MEAL, FLOUR OF WHEAT,MSLN	19 985	736	445
572 POLYMERS OF STYRENE	1 176	240	142	047 OTHER CEREAL MEAL, FLOURS	13 002	645	399

7 IMPORTS AND EXPORTS (SPECIAL TRADE) BY COUNTRIES OF PRODUCTION AND CONSUMPTION AND BY GROUPS OF THE SITC-REV. III 1993

GROUP DESCRIPTION	DT = 100 KG	1 000 DM	1 000 \$	GROUP DESCRIPTION	DT = 100 KG	1 000 DM	1 000 \$
048 CEREAL PREPARATIONS	1 106	103	63	335 RESIDUAL PETROL. PRODUCTS	165 067	22 338	13 513
054 VEGETABLES	113	82	37	422 FIXED VEG. FAT, OILS, OTHER	891	442	266
061 SUGARS, MOLASSES, HONEY	1 632	77	47	512 ALCOHOL, PHENOL, ETC. DERIV	1 110	103	61
278 OTHER CRUDE MINERALS	2 585	56	34	513 CARBOXYLIC ACIDS, DERIVTS	2 885	818	493
335 RESIDUAL PETROL. PRODUCTS	1 093	157	93	514 NITROGEN-FUNCT. COMPOUNDS	48	130	78
522 INORGANIC CHEM. ELEMENTS	4 786	277	164	515 ORGANO-INORGANIC COMPNDS	3 803	1 767	1 067
523 METAL. SALTS, INORGAN. ACID	1 655	118	71	516 OTHER ORGANIC CHEMICALS	19	1 384	845
531 SYNTH. COLOURS, LAKES, ETC.	45	252	155	522 INORGANIC CHEM. ELEMENTS	316 064	25 758	15 554
541 MEDICINES, ETC. EXC. GRP542	140	650	387	523 METAL. SALTS, INORGAN. ACID	13 128	3 211	1 923
542 MEDICAMENTS	176	1 182	721	524 OTHER CHEMICAL COMPOUNDS	26	65	39
571 POLYMERS OF ETHYLENE	480	66	39	532 DYEING, TANNING MATERIALS	19 685	6 360	3 854
573 POLYMERS, VINYL CHLORIDE	1 800	383	226	533 PIGMENTS, PAINTS, ETC.	124 907	2 707	1 642
592 STARCHES, INULIN, ETC.	213	84	51	541 MEDICINES, ETC. EXC. GRP542	78	729	440
598 MISC. CHEMICAL PRODS. NES	385	93	58	542 MEDICAMENTS	34	7 811	4 715
629 ARTICLES OF RUBBER, NES	66	236	175	551 ESSNTL. OIL, PERFUME, FLAVR	1 090	1 354	820
635 WOOD MANUFACTURES, NES	87	184	110	562 FERTILIZER, EXCEPT GRP272	913	800	482
641 PAPER AND PAPERBOARD	774	214	130	572 POLYMERS OF STYRENE	315	71	43
642 PAPER, PAPERBOARD, CUT ETC	234	209	123	573 POLYMERS, VINYL CHLORIDE	1 748	68	41
651 TEXTILE YARN	286	134	79	574 POLYACETAL, POLYCARBONATE	1 748	161	98
653 FABRICS, MAN-MADE FIBRES	109	142	84	575 OTH. PLASTIC, PRIMARY FORM	1 034	342	205
662 CLAY, REFRCT. CONSTR. MATRL	1 642	184	108	582 PLASTIC PLATE, SHEETS, ETC	52	53	31
676 IRON, STL, BAR, SHAPES ETC.	8 013	650	379	583 MONOFILAMENT OF PLASTICS	62	53	33
691 METALLIC STRUCTURES NES	4 290	7 393	4 494	597 PREPRD ADDITIVES, LIQUIDS	4 299	1 068	645
695 TOOLS	97	187	110	598 MISC. CHEMICAL PRODS. NES	13 151	7 827	4 751
697 HOUSEHOLD EQUIPMENT, NES	40	66	39	611 LEATHER	1 051	7 408	4 495
699 MANUFACTS. BASE METAL, NES	104	192	115	612 MANUFACT. LEATHER ETC. NES	33	90	53
700 CPL INO PLANT (84/85/87)	562	970	604	613 FURSKINS, TANNED, DRESSED	94	235	139
718 OTH. POWR. GENRTNG. MACHNRY	70	732	444	625 RUBBER TYRES, TUBES, ETC.	742	703	418
721 AGRIC. MACHINES, EX. TRACTR	27	125	74	629 ARTICLES OF RUBBER, NES	170	225	137
723 CIVIL ENGINEERING EQUIPT	406	424	254	633 CORK MANUFACTURES	44	187	114
724 TEXTILE, LEATHER MACHINES	64	474	283	634 VENEERS, PLYWOOD, ETC.	30 430	1 971	1 189
726 PRINTNG, BOOKBINDNG MACHS	4	55	33	635 WOOD MANUFACTURES, NES	8 089	2 022	1 223
727 FOOD-PROCESS. MCH. NON DOM	86	531	327	641 PAPER AND PAPERBOARD	256 619	16 625	10 034
728 OTH. MACH. PTS, SPCL INDUST	259	590	354	642 PAPER, PAPERBOARD, CUT ETC	161	106	65
733 MACH-TOOLS, METAL-WORKING	20	91	55	651 TEXTILE YARN	4 119	2 045	1 242
741 HEATING, COOLNG EQUIP, PART	9	85	51	652 COTTON FABRICS, WOVEN	1 691	2 600	1 568
742 PUMPS FOR LIQUIDS, PARTS	5	52	32	653 FABRICS, MAN-MADE FIBRES	90	163	96
743 PUMPS NES, CENTRIFUGS ETC	30	72	41	654 OTH. TEXTILE FABRIC, WOVEN	448	198	118
744 MECHANICAL HANDLING EQUIP	106	424	255	655 KNIT. CROCHET. FABRIC NES	87	125	74
745 OTH. NONELEC MCH. TOOL, NES	146	1 553	925	658 TEXTILE ARTICLES NES	163	471	284
749 NON-ELECT MACH. PARTS, ETC	41	134	81	659 FLOOR COVERINGS, ETC.	323	902	540
751 OFFICE MACHINES	29	1 715	1 003	661 LIME, CEMENT, CONSTR. MATRL	12 509	1 556	944
752 AUTOMATC. DATA PROC. EQUIP	34	318	186	663 MINERAL MANUFACTURES, NES	1 272	968	581
764 TELECOMM. EQUIP. PARTS NES	4	115	70	664 GLASS	31 006	6 274	3 790
776 TRANSISTORS, VALVES, ETC.	2	153	92	665 GLASSWARE	87	189	39
778 ELECTRIC MACH. APPART. NES	24	117	67	666 POTTERY	87	149	89
781 PASS. MOTOR VEHCLS. EX. BUS	677	4 064	2 443	667 PEARLS, PRECIOUS STONES	792 757	64 561	38 946
782 GOODS, SPCL TRANSPORT VEH	312	569	346	671 PIG IRON, SPIEGELEISN, ETC	3 355	544	335
783 ROAD MOTOR VEHICLES NES	358	720	433	672 INGOTS ETC. IRON OR STEEL	114 138	6 848	4 156
784 PARTS, TRACTORS, MOTOR VEH	141	705	424	673 FLAT-ROLLED IRON ETC.	56 922	4 231	2 545
785 CYCLES, MOTORCYCLES ETC.	79	50	30	674 FLAT-ROLLED PLATED IRON	7 615	2 106	1 272
792 AIRCRAFT, ASSOCTD. EQUIPNT	8	704	417	675 FLAT-ROLLED, ALLOY STEEL	68 235	3 924	2 389
988 CLOTHING, NONTXTL; HEADGEAR	119	87	51	676 IRON, STL, BAR, SHAPES ETC.	81 150	6 194	3 738
872 MEDICAL INSTRUMENTS NES	19	94	56	678 WIRE OF IRON OR STEEL	22 113	1 754	1 063
874 MEASURE, CONTROL INSTRMNT	39	442	264	679 TUBES, PIPES, ETC. IRON, STL	332	170 957	103 305
893 ARTICLES, NES, OF PLASTICS	49	58	36	681 SILVER, PLATINUM, ETC.	472 917	152 638	92 330
895 OFFICE, STATIONERY SUPPLS	27	153	90	682 COPPER	20 217	18 715	11 386
898 MUSICAL INSTRUMENTS, ETC.	1	64	37	683 NICKEL	11 303	2 606	1 573
899 MISC MANUFCTRD GOODS NES	70	124	77	684 ALUMINIUM	212	56	33
				685 LEAD	3 797	519	313
				686 ZINC	54 655	16 311	9 854
				689 MISC. NON-FERR. BASE METAL	46 101	6 311	3 845
				691 METALLIC STRUCTURES NES	130	81	49
				692 CONTAINERS, STORAGE, TRNSP	1 033	289	175
				693 WIRE PRODUCTS EXCL. ELECT	22 069	3 714	2 231
				694 NAILS, SCREWS, NUTS, ETC.	743	2 946	1 778
				695 TOOLS	89	100	59
				696 CUTLERY	1 394	2 718	1 625
				697 HOUSEHOLD EQUIPMENT, NES	29 476	5 698	3 444
				699 MANUFACTS. BASE METAL, NES	159	4 795	2 941
				712 STEAM TURBINES	17 604	13 708	8 260
				713 INTRNL COMBUS PSTN ENGIN	136	18 449	10 818
				714 ENGINES, MOTORS NON-ELECT	622	1 463	865
				716 ROTATING ELECTRIC PLANT	137	154	95
				721 AGRIC. MACHINES, EX. TRACTR	385	292	177
				723 CIVIL ENGINEERING EQUIPT	570	280	169
				724 TEXTILE, LEATHER MACHINES	1 662	2 243	1 354
				725 PAPER, PULP MILL MACHINES	52	157	94
				726 PRINTNG, BOOKBINDNG MACHS	691	706	425
				727 FOOD-PROCESS. MCH. NON DOM	15 422	5 733	3 470
				728 OTH. MACH. PTS, SPCL INDUST	502	241	147
				733 MACH-TOOLS, METAL-WORKING	20	154	92
				735 PARTS, NES, FOR MACH-TOOLS	764	302	183
				737 METALWORKING MACHNRY NES	557	921	548
				741 HEATING, COOLNG EQUIP, PART	114	382	231
				742 PUMPS FOR LIQUIDS, PARTS	28 446	106 403	64 269
				743 PUMPS NES, CENTRIFUGS ETC	2 497	1 612	977
				744 MECHANICAL HANDLING EQUIP	1 232	844	507
				745 OTH. NONELEC MCH. TOOL, NES	106	227	141
				746 BALL OR ROLLER BEARINGS	131	722	431
				747 TAPS, COCKS, VALVES, ETC.	5 223	4 323	2 605
				748 TRANSMISSIONS SHAFTS ETC	115	952	568
				749 NON-ELECT MACH. PARTS, ETC	782	1 393	851
				751 OFFICE MACHINES	46	1 540	925
				752 AUTOMATC. DATA PROC. EQUIP	30	1 857	1 110
				759 PARTS, FOR OFFICE MACHINS	1	93	56
				763 SOUND RECORDER, PHONOGRPH	641	9 012	5 434
				764 TELECOMM. EQUIP. PARTS NES	270	2 147	1 291
				771 ELECT POWER MACHNRY. PARTS	1 244	13 111	7 911
				772 ELEC. SWITCH. RELAY. CIRCUIT	1 879	6 094	3 668
				773 ELECTR DISTRIB. EQPT NES	16	294	181
				774 ELECTRO-MEDCL. XRAY EQUIP	25	55	32
				775 DOM. ELEC. NON-ELEC. EQUIP	3	190	115
				776 TRANSISTORS, VALVES, ETC.	1 098	9 914	5 925
				778 ELECTRIC MACH. APPART. NES	334	496	299
				781 PASS. MOTOR VEHCLS. EX. BUS	76 180	68 142	41 208
				784 PARTS, TRACTORS, MOTOR VEH	258	244	149
				786 TRAILERS, SEMI-TRAILR, ETC			
SOUTH AFRICA							
IMPORTS							
001 LIVE ANIMALS	27	267	161	691	130	81	49
011 BOVINE MEAT	1 135	454	279	693	1 033	289	175
012 OTHER MEAT, MEAT OFFAL	1 869	2 145	1 292	694	743	2 946	1 778
034 FISH, FRESH, CHILLED, FROZN	8 301	2 947	1 777	695	89	100	59
036 CRUSTACEANS, MOLLUSCS ETC	55	185	110	697	1 394	2 718	1 625
047 OTHER CEREAL MEAL, FLOURS	1 683	53	33	699	29 476	5 698	3 444
054 VEGETABLES	63 099	16 989	10 280	712	159	4 795	2 941
056 VEGETABLES, PRPD, PRSVD, NES	5 194	1 746	1 065	713	17 604	13 708	8 260
057 FRUIT, NUTS EXCL. OIL NUTS	1 433 971	240 534	145 997	714	136	18 449	10 818
058 FRUIT, PRESERVED, PREPARED	230 637	34 570	20 909	716	622	1 463	865
059 FRUIT, VEGETABLE JUICES	63 935	11 113	6 774	721	137	154	95
062 SUGAR CONFECTIONERY	177	64	40	723	385	292	177
073 CHOCOLATE, OTH. COCOA PREP	617	149	94	724	570	280	169
074 TEA AND MATE	589	161	98	725	1 662	2 243	1 354
075 SPICES	1 313	456	277	726	52	157	94
081 ANIMAL FEED STUFF	994 174	27 185	16 454	727	691	706	425
112 ALCOHOLIC BEVERAGES	21 962	10 550	6 376	728	15 422	5 733	3 470
121 TOBACCO, UNMANUFACTURED	1 330	340	204	733	502	241	147
211 HIDES, SKINS (EX. FURS), RAW	6 865	3 021	1 839	735	20	154	92
212 FURSKINS, RAW	100	1 387	818	737	764	302	183
222 OILSEED (SFT, FIX VEG. OIL)	7 570	1 160	686	741	557	921	548
232 SYNTHETIC RUBBER, ETC.	8 538	1 231	745	742	114	382	231
245 FUEL WOOD, WOOD CHARCOAL	147 440	11 796	7 156	743	28 446	106 403	64 269
247 WOOD ROUGH, ROUGH SQUARED	807	124	75	744	2 497	1 612	977
248 WOOD, SIMPLY WORKED	1 564	206	127	745	1 232	844	507
251 PULP AND WASTE PAPER				746	106	227	141
263 COTTON	1 897	181	109	747	131	722	431
267 OTHER MAN-MADE FIBRES	2 136	73	43	748	5 223	4 323	2 605
268 WOOL, OTHER ANIMAL HAIR	94 436	55 128	33 509	749	115	952	568
272 FERTILIZERS, CRUDE	15 791	301	181	751	782	1 393	851
273 STONE, SAND AND GRAVEL	245 300	9 241	5 624	752	46	1 540	925
277 NATURAL ABRASIVES, NES	515	1 736	1 053	759	30	1 857	1 110
278 OTHER CRUDE MINERALS	1 524 241	59 233	35 949	763	1	93	56
281 IRON ORE, CONCENTRATES	3 315 105	11 029	6 608	764	641	9 012	5 434
282 FERROUS WASTE AND SCRAP	6 325	636	383	771	270	2 147	1 291
283 COPPER ORES, CONCENTRATES	2 966	1 640	981	772	1 244	13 111	7 911
284 NICKEL ORES, CONCTR, MATTE	140	130	80	773	1 879	6 094	3 668
287 ORE, CONCENTR. BASE METALS	2 507 898	43 129	26 107	774	16	294	181
288 NON-FERROUS WASTE, SCRAP	64 280	35 072	21 158	775	25	55	32
289 PREC. METAL ORES, CONCENTRS	201	133 287	80 644	776	3	190	115
291 CRUDE ANIMAL MATERLS. NES	623	1 065	644	778	1 098	9 914	5 925
292 CRUDE VEG. MATERIALS, NES	34 731	19 970	12 071	781	3		

7 IMPORTS AND EXPORTS (SPECIAL TRADE) BY COUNTRIES OF PRODUCTION AND CONSUMPTION AND BY GROUPS OF THE SITC-REV. III 1993

GROUP DESCRIPTION	DT = 100 KG	1 000 DM	1 000 \$	GROUP DESCRIPTION	DT = 100 KG	1 000 DM	1 000 \$
791 RAILWAY VEHICLES.EQUIPNT	999	225	136	574 POLYACETAL,POLYCARBONATE	56 738	25 983	15 767
792 AIRCRAFT,ASSOCTD.EQUIPNT	8	1 120	672	575 GIN.PLASTIC,PRIMARY FORM	112 725	60 334	36 513
811 PREFABRICATED BUILDINGS	218	49	30	581 PLASTIC TUBE,PIPE,HOSE	2 017	5 237	3 163
813 LIGHTING FIXTURES ETC.NES	38	103	64	582 PLASTIC PLATE,SHEETS,ETC	35 918	28 552	17 257
821 FURNITURE,CUSHIONS,ETC.	42 309	192 901	116 805	583 MONOFILAMENT OF PLASTICS	1 536	1 591	966
831 TRUNK,SUIT-CASES,BAG,ETC	619	877	533	591 INSECTICIDES, ETC.	9 121	19 768	11 988
841 MENS,BOYS CLOTHING,X-KNIT	6 793	13 743	8 286	592 STARCHES,INULIN,ETC.	37 794	8 566	5 198
842 WOMEN,GIRL CLOTHING,X-KNIT	2 171	7 790	4 693	593 EXPLOSIVES,PYROTECHNICS	58	274	168
843 MENS,BOYS CLOTHING,KNIT	438	1 358	808	597 PREPRD ADDITIVES,LIQUIDS	29 766	13 198	7 960
844 WOMEN,GIRLS CLOTHING,KNIT	623	3 149	1 921	598 MISC.CHEMICAL PRODTS.NES	145 047	62 891	38 019
845 OTHR.TEXTILE APPAREL,NES	2 269	10 106	6 116	600 CPL IND PLANT CHAP 69-76	6	61	37
846 CLOTHING ACCESSRS,FABRIC	2 366	4 645	2 803	611 LEATHER	5 163	13 151	7 954
848 CLOTHING,NONXTXL;HEADGEAR	104	448	266	612 MANUFACT.LEATHER ETC.NES	33	518	315
851 FOOTWEAR	399	824	498	621 MATERIALS OF RUBBER	16 274	10 520	6 370
871 OPTICAL INSTRUMENTS,NES	10	52	31	625 RUBBER TYRES,TUBES,ETC.	9 158	7 244	4 362
872 MEDICAL INSTRUMENTS NES	26	265	163	629 ARTICLES OF RUBBER, NES	13 466	27 541	16 640
873 METERS,COUNTERS,NES	9	102	58	639 CORK MANUFACTURES	369	1 654	1 006
874 MEASURE,CONTROL INSTRMNT	293	6 864	4 131	634 VENEERS, PLYWOOD, ETC.	3 934	1 163	700
882 PHOTO.CINEMATOGRPH.SUPPL	38	323	187	635 WOOD MANUFACTURES, NES	2 608	1 078	651
884 OPTICAL GOODS NES		55	31	641 PAPER AND PAPERBOARD	342 071	81 427	49 113
892 PRINTED MATTER	315	258	151	642 PAPER,PAPERBOARD,CUT ETC	15 516	7 869	4 743
893 ARTICLES,NES,OF PLASTICS	13 836	13 031	7 870	651 TEXTILE YARN	37 420	29 999	18 152
894 BABY CARRIAGE,TOYS,GAMES	678	1 254	759	652 COTTON FABRICS, WOVEN	475	1 827	1 103
896 WORKS OF ART,ANTIQUE ETC	29	837	505	653 FABRICS,MAN-MADE FIBRES	3 593	14 150	8 544
897 GOLD,SILVERWARE,JEWEL NES	31	467	282	654 OTH.TEXTILE FABRIC,WOVEN	753	1 575	953
898 MUSICAL INSTRUMENTS,ETC.	7	309	184	655 KNIT.CROCHET.FABRIC NES	332	1 275	776
899 MISC MANUFACTRO GOODS NES	1 645	3 352	2 035	656 TULLE,LACE,EMBROIDRY.ETC	191	810	490
961 COIN,NONGOLD NONCURRENT	19	763	469	657 SPECIAL YARN,XTXL.FABRIC	13 164	25 570	15 488
971 GOLD,NONMONTY EXCL DRES	172	324 040	196 907	658 TEXTILE ARTICLES NES	447	1 096	662
972 MONETARY GOLD,GOLD COINS	29	54 482	33 208	659 FLOOR COVERINGS, ETC.	838	945	567
				661 LIME,CEMENT,CONSTR.MATRL	5 338	468	285
EXPORTS	5 082 431	4 307 503	2 604 444	662 CLAY,REFRCT.CONSTR.MATRL	126 068	17 320	10 504
001 LIVE ANIMALS	15	114	69	663 MINERAL MANUFACTURES,NES	33 379	22 525	13 603
011 BOVINE MEAT	561	142	86	664 GLASS	25 028	9 453	5 742
017 MEAT,OFFL.PRPD,PRSD,NES	5 467	2 479	1 500	665 GLASSWARE	6 545	6 215	3 759
022 MILK AND CREAM	2 498	1 004	608	666 POTTERY	901	1 281	775
023 BUTTER,OTHER FAT OF MILK	367	102	61	667 PEARLS,PRECIOUS STONES			
024 CHEESE AND CURD	4 277	1 717	1 045	671 PIG IRON, SPIEGELEISN,ETC	1 440	458	279
025 EGGS,BIRDS,YOLKS,ALBUMIN	117	98	61	672 INGOTS ETC.IRON OR STEEL	6 251	993	602
034 FISH,FRESH,CHILLED,FROZN	6 255	361	212	673 FLAT-ROLLED IRON ETC.	159 836	12 863	7 732
046 MEAL,FLOUR OF WHEAT,MSLN	6 425	175	109	674 FLAT-ROLLED PLATED IRON	214 084	21 837	13 158
047 OTHER CEREAL MEAL,FLOURS	2 179	81	48	675 FLAT-ROLLED, ALLOY STEEL	46 389	12 028	7 287
048 CEREAL PREPARATIONS	73 319	4 457	2 714	676 IRON,STL.BAR,SHAPES ETC.	28 462	6 364	3 857
054 VEGETABLES	1 141	609	366	678 WIRE OF IRON OR STEEL	4 664	3 123	1 890
056 VEGETABLES,PRPD,PRSD,NES	1 483	679	413	679 TUBES,PIPES,ETC.IRON,STL	54 388	17 499	10 581
057 FRUIT,NUTS EXCL.OIL NUTS	1 697	199	119	681 SILVER,PLATINUM,ETC.	156	2 141	1 291
058 FRUIT,PRESERVED,PREPARED	189	84	57	682 COPPER	13 733	13 453	8 141
061 SUGARS,MOLASSES,HONEY	2 419	457	279	683 NICKEL	1 119	3 667	2 206
062 SUGAR CONFECTIONERY	291	192	117	684 ALUMINIUM	14 458	11 129	6 699
071 COFFEE,COFFEE SUBSTITUTE	247	188	114	687 TIN	292	351	207
072 COCOA	204	79	47	688 MISC.NON-FERR.BASE METAL	183	1 870	1 134
073 CHOCOLATE,OTH.COCOA PREP	392	270	164	691 METALLIC STRUCTURES NES	3 035	3 289	2 009
074 TEA AND MATE	231	116	70	692 CONTAINERS,STORAGE,TRNSP	6 208	2 896	1 749
075 SPICES	728	531	320	693 WIRE PRODUCTS EXCL.ELECT	13 946	5 817	3 518
081 ANIMAL FEED STUFF	4 057	2 773	1 656	694 NAILS,SCREWS,NUTS,ETC.	20 455	16 067	9 674
091 MARGARINE AND SHORTENING	219	83	50	695 TOOLS	6 172	24 691	14 946
098 EDIBLE PRPD,PREPRNS,NES	7 917	4 855	2 938	696 CUTLERY	1 125	5 761	3 484
112 ALCOHOLIC BEVERAGES	1 284	440	267	697 HOUSEHOLD EQUIPMENT,NES	1 240	3 353	2 017
122 TOBACCO, MANUFACTURED	11	70	44	698 MANUFACTS.BASE METAL,NES	36 766	45 542	27 497
222 OILSEED(SFT.FIX VEG.OIL)	52 448	2 208	1 361	700 CPL IND PLANT (84/85/87)	6 493	54 521	32 710
223 OILSEED(OTH.FIX VEG.OIL)	421	60	36	711 STEAM GENER.BUILDERS,ETC.	138	336	206
232 SYNTHETIC RUBBER ETC.	22 277	6 909	4 178	712 STEAM TURBINES	487	15 494	9 244
248 WOOD, SIMPLY WORKED	4 455	112	67	713 INTRNL COMBUS PSTN ENGIN	22 700	127 035	76 319
251 PULP AND WASTE PAPER	4 774	751	451	714 ENGINES,MOTORS NON-ELECT	186	32 298	19 621
263 COTTON	42 938	166	101	716 ROTATING ELECTRIC PLANT	4 151	15 487	9 351
265 SYNTHETIC FIBRES	42 074	13 075	7 896	718 OTH.PWR.GENRTNG.MACHNRY	871	4 762	2 877
267 OTHER MAN-MADE FIBRES	19 634	10 005	6 043	721 AGRIC.MACHINES,EX.TRACTR	11 984	14 952	9 023
268 WOOL, OTHER ANIMAL HAIR	743	1 063	654	722 TRACTORS	17 772	11 879	7 160
269 WORN CLOTHING,TEXTL.ARTL	3 986	592	356	723 CIVIL ENGINEERING EQUIPT	15 305	28 976	17 615
272 FERTILIZERS, CRUDE	6 014	353	218	724 TEXTILE,LEATHER MACHINES	18 560	71 140	43 025
273 STONE, SAND AND GRAVEL	77 267	1 831	1 109	725 PAPER,PULP MILL MACHINES	4 952	16 993	10 297
274 SULPHUR,UNRSTD.IRON PYRS	2 903	708	429	726 PRINTNG,BOOKBINDNG MACHS	8 669	40 460	24 454
277 NATURAL ABRASIVES, NES	58	1 507	910	727 FOOD-PROCESS.MCH.NON DOM	6 397	20 465	12 453
278 OTHER CRUDE MINERALS	113 668	2 424	1 468	731 OTH.MACH,PTS,SPCL INDUST	29 271	90 325	54 736
285 ALUMINIUM ORE,CONCTR.ETC	3 890	1 187	710	733 METAL REMOVAL WORK TOOLS	8 430	21 296	12 785
288 NON-FERROUS WASTE,SCRAP	4 184	168	100	735 MACH-TOOLS,METAL-WORKING	12 695	10 245	6 217
291 CRUDE ANIMAL MATERLS,NES	10 404	8 291	4 990	736 PARTS,NES,FOR MACH-TOOLS	2 643	12 285	7 417
292 CRUDE VEG.MATERIALS, NES	6 470	11 851	7 114	737 METALWORKING MACHNRY NES	5 443	14 469	8 766
322 BRIQUETTES,LIGNITE,PEAT	17 957	252	154	741 HEATING,COOLING EQUIP,PART	8 823	30 515	18 473
334 PETROLEUM PRODUCTS	44 447	7 528	4 542	742 PUMPS FOR LIQUIDS,PARTS	4 304	26 355	15 903
335 RESIDUAL PETROL.PRODUCTS	76 661	7 562	4 567	743 PUMPS NES,CENTRIFUGS ETC	20 100	71 986	43 653
411 ANIMAL OILS AND FATS	6 955	806	492	744 MECHANICAL HANDLING EQUIP	18 468	32 026	19 335
421 FIXED VEG.FAT,OILS, SOFT	15 602	1 548	908	745 OTH.NONELEC MCH,TOOL,NES	17 689	73 843	44 482
422 FIXED VEG.FAT,OILS,OTHER	88	79	48	746 BALL DR ROLLER BEARINGS	12 850	31 978	19 301
431 ANIMAL,VEG.FATS,OILS,NES	4 420	1 178	747	747 TAPS,COCKS,VALVES,ETC.	5 954	45 867	27 801
511 HYDROCARBONS,NES,DERIVTS	66 889	5 721	3 415	748 TRANSMISSIONS SHAFTS ETC	21 060	52 990	32 030
512 ALCOHOL,PHENOL,ETC.DERV	72 877	13 366	8 076	749 NON-ELECT MACH.PARTS,ETC	6 939	31 029	18 708
513 CARBOXYLIC ACIDS,DERIVTS	37 051	10 471	6 305	751 OFFICE MACHINES	6 876	5 360	3 186
514 NITROGEN-FUNCT.COMPOUNDS	62 967	29 973	18 190	752 AUTOMATC.DATA PROC.EQUIP	2 613	56 800	34 368
515 ORGANO-INORGANIC CMPNDS	55 911	43 484	26 344	753 PARTS,FOR OFFICE MACHINS	466	18 632	11 237
516 OTHER ORGANIC CHEMICALS	33 637	9 226	5 569	761 TELEVISION RECEIVERS ETC	28	208	123
522 INORGANIC CHEM.ELEMENTS	89 520	21 383	12 907	762 RADIO-BROADCAST RECEIVER	420	6 857	4 155
523 METAL.SALTS,INORGAN.ACID	231 600	21 659	13 081	763 SOUND RECORDER,PHONOGRPH	197	2 342	1 418
524 OTHER CHEMICAL COMPOUNDS	33 690	6 353	3 871	764 TELECOMM.EQUIP.PARTS NES	5 123	156 378	94 336
525 RADIO-ACTIVE MATERIALS	32	208	122	771 ELECT POWER MACHNRY.PARTS	3 194	15 152	9 099
531 SYNTH.COLOURS,LAKES,ETC.	23 451	53 869	32 598	772 ELEC.SWITCH.RELAY.CIRCUT	15 724	101 102	61 081
532 DYEING,TANNING MATERIALS	12 307	3 377	2 037	773 ELECTR DISTRIB.EQPT NES	7 206	17 340	10 495
533 PIGMENTS, PAINTS, ETC.	39 744	28 933	17 452	774 ELECTRO-MEDCL,XRAY EQUIP	1 126	29 468	17 834
541 MEDICINES,ETC.EXC.GRP542	2 704	34 534	20 851	775 DOM.ELEC,NON-ELEC.EQUIPT	22 642	22 998	13 967
542 MEDICAMENTS	5 208	55 681	33 582	776 TRANSISTORS,VALVES,ETC.	2 899	20 841	12 562
551 ESSNTL.OIL,PERFUME,FLAVR	3 613	10 079	6 087	777 ELECTRIC.MACH.APPART.NES	25 891	82 450	49 871
553 PERFUMERY,COSMETICS,ETC.	1 078	2 784	1 688	781 PASS.MOTOR VEHCLS.EX.BUS	63 704	91 374	55 569
554 SOAP,CLEANERS,POLISH,ETC	52 472	17 437	10 538	782 GOODS,SPCL TRANSPORT VEH	5 298	5 351	3 215
562 FERTILIZER,EXCEPT GRP272	464 513	9 347	5 648	783 ROAD MOTOR VEHICLES NES	1 622	3 789	2 222
571 POLYMERS OF ETHYLENE	42 042	5 666	3 416	784 PARTS,TRACTORS,MOTOR VEH	696 956	1 104 266	668 803
572 POLYMERS OF STYRENE	54 078	12 507	7 569	785 CYCLES,MOTORCYCLES ETC.	224	943	564
573 POLYMERS,VINYL CHLORIDE	68 897	14 232	8 627	786 TRAILERS,SEMI-TRAILR,ETC	3 597	3 558	2 145
				791 RAILWAY VEHICLES.EQUIPNT	348	3 303	2 002

7 IMPORTS AND EXPORTS (SPECIAL TRADE) BY COUNTRIES OF PRODUCTION AND CONSUMPTION AND BY GROUPS OF THE SITC-REV. III 1993

GROUP DESCRIPTION	DT = 100 KG	1 000 DM	1 000 \$	GROUP DESCRIPTION	DT = 100 KG	1 000 DM	1 000 \$
792 AIRCRAFT,ASSTOCT.EQUIPNT	58	5 474	3 284	742 PUMPS FOR LIQUIDS,PARTS	56	290	174
793 SHIP,BOAT,FLOAT,STRUCTRS	54	297	180	743 PUMPS NES,CENTRIFUGS ETC	189	604	375
800 CPL IND PLANT CHAP 90/94	19	128	77	744 MECHANICAL HANDLING EQUIP	173	273	168
812 PLUMBING,SANITRY,EQPT,ETC	169	331	200	745 OTH.NONELEC MCH,TOOL,NES	220	1 376	820
813 LIGHTING FIXTURES ETC,NES	1 574	4 634	2 811	747 TAPS,COCKS,VALVES,ETC.	191	588	359
821 FURNITURE,CUSHIONS,ETC.	9 061	11 975	7 269	748 TRANSMISSIONS SHAFTS ETC	25	187	113
831 TRUNK,SUIT-CASES,BAG,ETC	102	572	347	749 NON-ELECT MACH.PARTS,ETC	44	225	133
841 MENS,BOYS CLOTHING,X-KNIT	74	1 628	988	752 AUTOMATC.DATA PROC.EQUIP	5	159	95
842 WOMEN,GIRL CLOTHING,XKNIT	172	4 547	2 765	764 TELECOMM.EQUIP.PARTS NES	104	3 342	2 000
843 MENS,BOYS CLOTHING,KNIT	9	75	45	771 ELECT POWER MACHNY,PARTS	8	59	34
844 WOMEN,GIRLS CLOTHING,KNIT	21	231	133	772 ELEC.SWITCH.RELAY.CIRCUIT	20	563	336
845 OTHR.TEXTILE APPAREL,NES	66	1 090	652	774 ELECTRO-MEDCL,XRAY EQUIP	51	818	507
846 CLOTHING ACCESSRS,FABRIC	38	317	187	775 DOM.ELEC,NON-ELEC.EQUIPT	95	229	138
848 CLOTHING,NONTXTL;HEADGEAR	418	952	568	778 ELECTRIC.MACH.APPART.NES	355	458	278
851 FOOTWEAR	285	1 045	630	781 PASS.MOTOR VEHCLS.EX.BUS	204	859	520
871 OPTICAL INSTRUMENTS,NES	92	3 672	2 225	782 GOODS,SPCL TRANSPORT VEH	1 642	304	182
872 MEDICAL INSTRUMENTS NES	1 680	22 103	13 370	784 PARTS,TRACTORS,MOTOR VEH	157	547	333
873 METERS,COUNTERS,NES	1 148	10 261	6 200	786 TRAILERS,SEMI-TRAILR,ETC	1 266	94	55
874 MEASURE,CONTROL INSTRMNT	4 337	104 573	63 159	813 LIGHTNG FIXTURES ETC,NES	20	114	69
881 PHOTOGRAPH APPAR,ETC,NES	634	6 079	3 665	842 WOMEN,GIRL CLOTHING,XKNIT	6	57	35
882 PHOTO.CINEMATOGRPH.SUPPL	20 410	33 186	20 037	871 OPTICAL INSTRUMENTS,NES	2	73	44
884 OPTICAL GOODS NES	119	8 318	5 036	872 MEDICAL INSTRUMENTS NES	253	607	365
885 WATCHES AND CLOCKS	381	4 020	2 424	874 MEASURE,CONTROL INSTRMNT	30	719	432
891 ARMS AND AMMUNITION	41	283	174	882 PHOTO.CINEMATOGRPH.SUPPL	96	148	90
892 PRINTED MATTER	6 490	13 929	8 484	884 OPTICAL GOODS NES	1	317	189
893 ARTICLES,NES,OF PLASTICS	15 413	21 689	13 094	891 ARMS AND AMMUNITION	73	549	337
894 BABY CARRIAGE,TOYS,GAMES	1 868	4 054	2 452	892 PRINTED MATTER	449	577	348
895 OFFICE,STATIONERY SUPPLS	4 137	9 872	5 952	893 ARTICLES,NES,OF PLASTICS	77	95	55
896 WORKS OF ART,ANTIQUE ETC	5	1 170	696	894 BABY CARRIAGE,TOYS,GAMES	182	1 484	887
897 GOLD,SILVERWARE,JEWEL NES	26	1 895	1 143	897 GOLD,SILVERWARE,JEWEL NES	4	120	72
898 MUSICAL INSTRUMENTS,ETC.	2 750	10 671	6 471	898 MUSICAL INSTRUMENTS,ETC.	4	138	83
899 MISC MANUFCTRD GOODS NES	2 959	13 172	7 959	899 MISC MANUFCTRD GOODS NES	17	186	113
941 COMPL IND PLANT CHAPT 99	2	52	32				
961 COIN NONGOLD NONCURRENT	3	86	53				
971 GOLD,NONMONTY EXCL ORES		460	275				
NAMIBIA							
IMPORTS	326 252	34 719	20 999	011 BOVINE MEAT	51 130	35 330	21 273
011 BOVINE MEAT	39 262	22 424	13 525	652 COTTON FABRICS, WOVEN	1 283	585	357
056 VEGETABLES,PRPD,PRSD,NES	22	116	68	682 COPPER	7 461	2 430	1 483
057 FRUIT,NUTS EXCL.OIL NUTS	608	191	111	845 OTHR.TEXTILE APPAREL,NES	4	48	30
059 FRUIT, VEGETABLE JUICES	589	151	92	EXPORTS	13 616	6 344	3 840
212 FURSKINS, RAW	79	825	501	421 FIXED VEG.FAT,OILS, SOFT	974	123	73
245 FUEL WOOD, WOOD CHARCOAL	24 087	2 115	1 277	532 DYEING,TANNING MATERIALS	119	60	36
273 STONE, SAND AND GRAVEL	43 355	1 887	1 149	542 MEDICAMENTS	195	420	256
278 OTHER CRUDE MINERALS	214 411	3 480	2 127	553 PERFUMERY,COSMETICS,ETC.	12	55	32
291 CRUDE ANIMAL MATERLS,NES	69	175	105	597 PREPRD ADDITIVES,LIQUIDS	172	54	33
292 CRUDE VEG.MATERIALS, NES	408	331	201	598 MISC.CHEMICAL PRODS,NES	540	100	60
611 LEATHER	1	72	45	653 FABRICS,MAN-MADE FIBRES	8	51	32
659 FLOOR COVERINGS, ETC.	7	55	33	679 TUBES,PIPES,ETC.IRON,STL	9 919	1 232	755
682 COPPER	2 036	732	453	711 STEAM GENER,BOILERS,ETC.	83	247	149
845 OTHR.TEXTILE APPAREL,NES	52	114	67	723 CIVIL ENGINEERING EQUIPT	217	160	97
848 CLOTHING,NONTXTL;HEADGEAR	25	160	98	724 TEXTILE,LEATHER MACHINES	18	104	64
851 FOOTWEAR	41	173	105	728 OTH.MACH,PTS,SPCL INDUST	8	230	139
891 ARMS AND AMMUNITION	22	324	196	741 HEATING,COOLNG EQUIP,PART	6	94	56
899 MISC MANUFCTRD GOODS NES	24	59	34	744 MECHANICAL HANDLING EQUIP	24	81	49
EXPORTS	110 396	35 850	21 629	745 OTH.NONELEC MCH,TOOL,NES	5	75	45
022 MILK AND CREAM	7 886	1 804	1 092	749 NON-ELECT MACH.PARTS,ETC	33	111	67
023 BUTTER,OTHER FAT OF MILK	701	188	115	752 AUTOMATC.DATA PROC.EQUIP	8	261	160
024 CHEESE AND CURD	1 996	749	449	764 TELECOMM.EQUIP.PARTS NES	4	196	115
048 CEREAL PREPARATIONS	44 727	2 325	1 418	772 ELEC.SWITCH.RELAY.CIRCUIT	212	327	198
054 VEGETABLES	98	92	53	774 ELECTRO-MEDCL,XRAY EQUIP	22	111	67
056 VEGETABLES,PRPD,PRSD,NES	548	96	58	778 ELECTRIC.MACH.APPART.NES	88	234	140
058 FRUIT,PRESERVED,PREPARED	255	78	42	781 PASS.MOTOR VEHCLS.EX.BUS	15	70	43
061 SUGARS,MOLASSES,HONEY	3 133	166	99	871 OPTICAL INSTRUMENTS,NES	2	53	31
098 EDIBLE PROD.PREPRNTS,NES	487	224	132	872 MEDICAL INSTRUMENTS NES	111	251	151
112 ALCOHOLIC BEVERAGES	239	181	112	874 MEASURE,CONTROL INSTRMNT	34	651	393
288 NON-FERROUS WASTE,SCRAP	14 560	222	134	892 PRINTED MATTER	23	89	52
291 CRUDE ANIMAL MATERLS,NES	632	887	537	898 MUSICAL INSTRUMENTS,ETC.	71	44	44
292 CRUDE VEG.MATERIALS, NES	254	1 030	637				
422 FIXED VEG.FAT,OILS,OTHER	272	79	49	SWAZILAND			
522 INORGANIC CHEM.ELEMENTS	120	56	33	IMPORTS	54 456	7 127	4 289
523 METAL.SALTS,INORGAN.ACID	3 768	583	350	011 BOVINE MEAT	176	97	59
541 MEDICINES,ETC.EXC.GRP542	2	72	43	057 FRUIT,NUTS EXCL.OIL NUTS	48 968	4 681	2 813
551 ESSNTL.OIL,PERFUME,FLAVR	43	63	37	058 FRUIT,PRESERVED,PREPARED	1 810	356	215
553 PERFUMERY,COSMETICS,ETC.	61	134	81	292 CRUDE VEG.MATERIALS, NES	777	51	30
554 SOAP,CLEANERS,POLISH,ETC	253	84	49	652 COTTON FABRICS, WOVEN	1 042	683	410
575 OTH.PLASTIC,PRIMARY FORM	133	126	77	821 FURNITURE,CUSHIONS,ETC.	1 292	417	252
581 PLASTIC TUBE,PIPE,HOSE	84	133	78	841 MENS,BOYS CLOTHING,X-KNIT	14	93	57
591 INSECTICIDES, ETC.	103	50	32	842 WOMEN,GIRL CLOTHING,XKNIT	14	57	35
592 STARCHES,INULIN,ETC.	208	161	98	894 BABY CARRIAGE,TOYS,GAMES	37	302	183
598 MISC.CHEMICAL PRODS,NES	150	167	102	899 MISC MANUFCTRD GOODS NES	104	130	77
613 FURSKINS,TANNED,DRESSED	2	87	53	EXPORTS	6 670	4 576	2 724
621 MATERIALS OF RUBBER	153	189	115	022 MILK AND CREAM	540	158	92
629 ARTICLES OF RUBBER, NES	137	437	263	037 FISH ETC.PREPD,PRSD,NES	821	376	229
635 WOOD MANUFACTURES, NES	611	351	215	335 RESIDUAL PETROL.PRODUCTS	2 190	230	137
641 PAPER AND PAPERBOARD	763	312	191	541 MEDICINES,ETC.EXC.GRP542	418	1 337	786
642 PAPER,PAPERBOARD,CUT ETC	148	96	56	657 SPECIAL YARN,TXTL.FABRIC	7	112	70
662 CLAY,REFRCT.CONSTR.MATRL	758	98	61	724 TEXTILE,LEATHER MACHINES	182	700	414
665 GLASSWARE	155	86	52	728 OTH.MACH,PTS,SPCL INDUST	1 313	426	256
679 TUBES,PIPES,ETC.IRON,STL	13 820	1 502	908	731 METAL REMOVAL WORK TOOLS	193	118	70
684 ALUMINIUM	71	234	141	764 TELECOMM.EQUIP.PARTS NES	5	72	44
694 NAILS,SCREWS,NUTS,ETC.	74	54	35	781 PASS.MOTOR VEHCLS.EX.BUS	33	162	95
695 TOOLS	180	578	343	874 MEASURE,CONTROL INSTRMNT	6	198	119
699 MANUFACTS.BASE METAL,NES	167	295	175	891 ARMS AND AMMUNITION	1	107	65
713 INTRNL COMBUS PSTN ENGIN	11	57	34	892 PRINTED MATTER	14	57	33
716 ROTATING ELECTRIC PLANT	62	63	38				
723 CIVIL ENGINEERING EQUIPT	384	348	208	LESOTHO			
724 TEXTILE,LEATHER MACHINES	15	91	55	IMPORTS	15 681	20 229	12 217
726 PRINTNG,BOOKBINDNG MACHS	22	70	43	056 VEGETABLES,PRPD,PRSD,NES	1 457	535	326
727 FOOD-PROCESS.MCH.NON DOM	95	1 159	692				
728 OTH.MACH,PTS,SPCL INDUST	251	724	436				
737 METALWORKING MACHNRY NES	61	225	135				
741 HEATING,COOLNG EQUIP,PART	34	75	47				

7 IMPORTS AND EXPORTS (SPECIAL TRADE) BY COUNTRIES OF PRODUCTION AND CONSUMPTION AND BY GROUPS OF THE SITC-REV. III 1993

GROUP DESCRIPTION	DT = 100 KG	1 000 DM	1 000 \$	GROUP DESCRIPTION	DT = 100 KG	1 000 DM	1 000 \$
841 MENS,BOYS CLOTHNG,X-KNIT	12 484	17 960	10 838	523 METAL.SALTS,INORGAN.ACID	1 179 987	89 061	53 818
842 WOMEN,GIRL CLOTHNG,XKNIT	383	535	327	524 OTHER CHEMICAL COMPOUNDS	33 784	37 519	22 625
899 MISC MANUFACTRD GOODS NES	1 356	1 162	704	525 RADIO-ACTIVE MATERIALS	6 684	259 871	157 090
EXPORTS	6 915	6 913	4 223	531 SYNTH.COLOURS,LAKES,ETC.	17 428	39 756	24 056
421 FIXED VEG.FAT,OILS, SOFT	1 947	241	142	532 DYEING,TANNING MATERIALS	541	1 878	1 139
516 OTHER ORGANIC CHEMICALS	163	245	143	533 PIGMENTS, PAINTS, ETC.	152 166	108 677	65 680
541 MEDICINES,ETC.EXC.GRP542	15	102	59	541 MEDICINES,ETC.EXC.GRP542	40 477	769 281	465 767
635 WOOD MANUFACTURES, NES	105	1 400	872	542 MEDICAMENTS	11 293	201 191	121 481
691 METALLIC STRUCTURES NES	115	97	61	551 ESSNTL.OIL,PERFUME,FLAVR	21 004	36 685	22 182
728 OTH.MACH,PTS,SPCL INDUST	88	197	118	553 PERFUMERY,COSMETICS,ETC.	35 430	75 305	45 530
742 PUMPS FOR LIQUIDS,PARTS	152	348	215	554 SOAP,CLEANERS,POLISH,ETC	163 390	69 165	41 856
743 PUMPS NES,CENTRIFUGS ETC	19	96	59	562 FERTILIZER,EXCEPT GRP272	1 370 212	34 679	21 236
764 TELECOMM.EQUIP.PARTS NES	13	307	187	571 POLYMERS OF ETHYLENE	230 339	76 533	46 229
772 ELEC.SWITCH.RELAY.CIRCUIT	1	94	57	572 POLYMERS OF STYRENE	48 734	18 329	11 047
778 ELECTRIC.MACH.APPART.NES	3	87	54	573 POLYMERS,VINYL CHLORIDE	137 988	52 450	31 770
781 PASS.MOTOR VEHCLS.EX.BUS	37	115	71	574 POLYACETAL,POLYCARBONATE	219 038	109 217	65 965
791 RAILWAY VEHICLES,EQUIPNT	1 703	1 598	977	575 OTH.PLASTIC,PRIMARY FORM	426 566	278 924	168 514
792 AIRCRAFT,ASSTOCTD,EQUIPNT	1	55	33	579 PLASTIC WASTE, SCRAP ETC	2 139	458	274
874 MEASURE,CONTROL INSTRMNT	3	282	173	581 PLASTIC TUBE,PIPE,HOSE	11 452	42 744	25 886
893 ARTICLES,NES,OF PLASTICS	741	580	351	582 PLASTIC PLATE,SHEETS,ETC	224 654	224 980	136 004
899 MISC MANUFACTRD GOODS NES	1 236	328	200	583 MONOPILAMENT OF PLASTICS	3 458	6 688	4 050
USA				591 INSECTICIDES, ETC.	12 569	12 784	7 886
IMPORTS	94 573 742	40 342 203	24 409 525	592 STARCHES,INULIN,ETC.	52 913	62 327	37 821
001 LIVE ANIMALS	4 950	13 333	8 055	593 EXPLOSIVES,PYROTECHNICS	5 283	74 413	45 521
011 BOVINE MEAT	1 466	2 021	1 233	597 PREPRD ADDITIVES,LIQUIDS	112 652	45 643	27 575
012 OTHER MEAT, MEAT OFFAL	13 177	2 759	1 677	598 MISC.CHEMICAL PROOTS.NES	659 046	640 749	387 753
016 MEAT,ED.OFFL,DRY,SLT,SMK	154	91	54	611 LEATHER	18 972	27 964	16 976
017 MEAT,OFFL,PRPVD,PRSD,NES	1 236	1 014	606	612 MANUFACT. LEATHER ETC.NES	2 935	10 951	6 596
022 MILK AND CREAM	499	253	152	613 FURSKINS,TANNED,DRESSED	166	3 006	1 819
024 CHEESE AND CURD	185	194	116	621 MATERIALS OF RUBBER	57 394	59 953	36 229
025 EGGS,BIRDS,YOLKS,ALBUMIN	4 982	5 408	3 281	625 RUBBER TYRES,TUBES,ETC.	133 730	91 941	55 759
034 FISH,FRESH,CHILLED,FROZN	47 372	23 498	14 178	629 ARTICLES OF RUBBER, NES	19 313	67 333	40 676
035 FISH,DRIED,SALT,SMOKED	162	183	105	633 CORK MANUFACTURES	107	223	134
036 CRUSTACEANS,MOLLUSCS ETC	7 838	6 962	4 205	634 VENEERS, PLYWOOD, ETC.	1 260 939	267 339	162 019
037 FISH ETC.PRPVD,PRSD,NES	3 482	7 602	4 552	635 WOOD MANUFACTURES, NES	231 803	104 688	63 200
041 WHEAT, MESLIN, UNMILLED	83 049	4 763	2 857	641 PAPER AND PAPERBOARD	2 260 858	252 855	152 940
042 RICE	718 581	41 633	25 135	642 PAPER,PAPERBOARD,CUT ETC	123 142	81 927	49 436
044 MAIZE UNMILLED	814 223	31 401	18 920	651 TEXTILE YARN	120 626	103 440	62 704
045 OTHER CEREALS, UNMILLED	44 670	3 724	2 242	652 COTTON FABRICS, WOVEN	10 077	21 642	13 088
047 OTHER CEREAL MEAL, FLOURS	6 208	218	131	653 FABRICS,MAN-MADE FIBRES	7 480	22 843	13 809
048 CEREAL PREPARATIONS	33 740	6 466	3 909	654 OTH.TEXTILE FABRIC,WOVEN	10 474	13 723	8 293
054 VEGETABLES	80 527	22 999	13 988	655 KNIT.CROCHET.FABRIC NES	3 244	14 283	8 656
056 VEGETABLES,PRPD,PRSD,NES	190 748	44 768	27 077	656 TULLE,LACE,EMBROIDRY.ETC	2 019	10 783	6 517
057 FRUIT,NUTS EXCL.OIL NUTS	1 065 422	441 686	267 017	657 SPECIAL YARN,TXTL.FABRIC	109 427	207 634	125 538
058 FRUIT,PRESERVED,PREPARED	99 308	22 116	13 389	658 TEXTILE ARTICLES NES	9 531	25 286	15 293
059 FRUIT, VEGETABLE JUICES	40 756	10 571	6 404	659 FLOOR COVERINGS, ETC.	9 391	9 599	5 816
061 SUGARS,MOLASSES,HONEY	333 610	9 067	5 566	661 LIME,CEMENT,CONSTR.MATRL	12 226	1 869	1 121
062 SUGAR CONFECTIONERY	3 571	2 567	1 546	662 CLAY,REFRCT.CONSTR.MATRL	19 996	7 745	4 640
071 COFFEE,COFFEE SUBSTITUTE	1 626	503	302	663 MINERAL MANUFACTURES,NES	115 106	124 823	75 528
072 COCOA	3 290	490	295	664 GLASS	118 989	81 085	49 119
073 CHOCOLATE,OTH.COCOA PREP	1 977	2 771	1 686	665 GLASSWARE	11 750	19 543	11 771
074 TEA AND MATE	.	.	.	666 POTTERY	2 303	4 148	2 513
075 SPICES	9 209	3 847	2 319	667 PEARLS,PRECIOUS STONES	.	.	.
081 ANIMAL FEED STUFF	17 236 084	404 558	244 686	671 PIG IRON, SPIEGELEISN,ETC	76 789	8 699	5 246
091 MARGARINE AND SHORTENING	367	81	49	672 INGOTS ETC.IRON OR STEEL	11 435	967	584
098 EDIBLE PROD.PREPRTS,NES	22 408	26 345	15 915	673 FLAT-ROLLED IRON ETC.	1 850	634	379
111 NON-ALCOHOL. BEVERAGE,NES	1 879	258	156	674 FLAT-ROLLED PLATED IRON	20 280	3 682	2 212
112 ALCOHOLIC BEVERAGES	130 550	111 809	67 381	675 FLAT-ROLLED, ALLOY STEEL	19 383	16 910	10 245
121 TOBACCO, UNMANUFACTURED	344 059	387 231	233 806	676 IRON, STL.BAR,SHAPES ETC.	27 004	13 323	8 077
122 TOBACCO, MANUFACTURED	113 726	39 319	23 699	677 RAILWAY TRACK IRON,STEEL	1 459	315	186
211 HIDES,SKINS(EX.FURS),RAW	8 406	1 686	1 017	678 WIRE OF IRON OR STEEL	4 828	3 712	2 243
212 FURSKINS, RAW	628	8 446	5 118	679 TUBES,PIPES,ETC.IRON,STL	31 115	36 892	22 258
222 OILSEED(SFT, FIX VEG.OIL)	20 282 381	899 956	544 839	681 SILVER,PLATINUM,ETC.	178	57 094	34 576
223 OILSEED(OTH.FIX.VEG.OIL)	19 180	1 740	1 058	682 COPPER	71 579	63 214	38 270
231 NATURAL RUBBER, ETC.	1 531	527	323	683 NICKEL	13 240	42 765	25 964
232 SYNTHETIC RUBBER, ETC.	435 569	163 292	98 605	684 ALUMINIUM	47 188	36 930	22 394
245 FUEL WOOD, WOOD CHARCOAL	20 326	1 469	905	685 LEAD	203	125	75
247 WOOD ROUGH,ROUGH SQUARED	506 891	73 125	44 516	686 ZINC	62 097	15 391	9 290
248 WOOD, SIMPLY WORKED	1 375 067	240 564	145 424	687 TIN	1 231	1 217	732
251 PULP AND WASTE PAPER	4 164 928	411 037	248 637	689 MISC.NON-FERR.BASE METAL	58 839	47 954	28 994
263 COTTON	152 572	19 677	11 928	691 METALLIC STRUCTURES NES	20 769	10 543	6 384
266 SYNTHETIC FIBRES	36 654	35 952	21 698	692 CONTAINERS, STORAGE,TRNSP	36 299	24 081	14 644
267 OTHER MAN-MADE FIBRES	38 547	22 291	13 486	693 WIRE PRODUCTS EXCL.ELECT	7 257	6 946	4 182
268 WOOL, OTHER ANIMAL HAIR	5 606	3 201	1 933	694 NAILS,SCREWS,NUTS,ETC.	38 612	71 575	43 210
269 WORN CLOTHING,TEXTL.ARTL	15 962	16 434	9 952	695 TOOLS	26 435	151 476	91 527
272 FERTILIZERS, CRUDE	1 301 344	10 684	6 505	696 CUTLERY	12 994	84 556	38 903
273 STONE, SAND AND GRAVEL	81 596	16 572	10 011	697 HOUSEHOLD EQUIPMENT,NES	10 975	20 109	12 146
277 NATURAL ABRASIVES, NES	18 231	47 531	28 625	699 MANUFACTS.BASE METAL,NES	100 558	222 955	134 843
278 OTHER CRUDE MINERALS	2 485 784	99 767	60 430	711 STEAM GENER. BOILERS,ETC.	340	1 288	775
282 FERROUS WASTE AND SCRAP	82 872	2 046	1 239	712 STEAM TURBINES	526	7 785	4 592
283 COPPER ORES,CONCENTRATES	361	173	105	713 INTRNL COMBUS PSTN ENGIN	87 210	269 786	163 401
285 ALUMINIUM ORE,CONCTR.ETC	20 922	5 972	3 617	714 ENGINES,MOTORS NON-ELECT	12 451	1 285 047	775 362
287 ORE,CONCENTR.BASE METALS	805 536	45 993	27 704	716 ROTATING ELECTRIC PLANT	31 463	145 689	88 098
288 NON-FERROUS WASTE,SCRAP	79 112	43 266	26 232	718 OTH.POWR.GENRTNG.MACHNRY	9 145	102 461	62 127
289 PREC.METAL ORES,CONCTR	8 869	198 801	120 333	721 AGRIC.MACHINES,EX.TRACTR	145 617	159 395	97 248
291 CRUDE ANIMAL MATERIALS,NES	434 585	59 461	35 932	722 TRACTORS	132 738	142 329	86 170
292 CRUDE VEG.MATERIALS, NES	138 735	110 169	66 885	723 CIVIL ENGINEERING EQUIPT	117 704	159 991	97 036
321 COAL,NOT AGGLOMERATED	8 929 850	80 192	48 627	724 TEXTILE,LEATHER MACHINES	15 117	52 859	31 902
325 COKE,SEMI-COKE,RET.CARBON	88 728	975	576	725 PAPER,PULP MILL MACHINES	11 841	66 342	40 265
334 PETROLEUM PRODUCTS	1 147 185	68 342	41 434	726 PRINTNG,BOOKBINDNG MACHS	16 890	118 520	70 555
335 RESIDUAL PETROL.PRODUCTS	12 645 566	159 226	96 008	727 FOOD-PROCESS.MCH.NON DOM	4 976	20 319	12 243
342 LIQUEFIED PROPANE,BUTANE	4	117	69	728 OTH.MACH,PTS,SPCL INDUST	52 364	305 867	184 567
411 ANIMAL OILS AND FATS	230 031	14 821	8 961	731 METAL REMOVAL WORK TOOLS	10 139	83 195	50 390
421 FIXED VEG.FAT,OILS, SOFT	225 707	29 390	17 762	733 MACH-TOOLS,METAL-WORKING	6 127	21 550	12 990
422 FIXED VEG.FAT,OILS,OTHER	27 354	6 796	4 110	735 PARTS,NES,FOR MACH-TOOLS	6 957	60 040	36 286
431 ANIMAL,VEG.FATS,OILS,NES	59 421	7 491	4 537	737 METALWORKING MACHNRY NES	12 214	37 528	22 732
511 HYDROCARBONS,NES,DERIVTS	785 243	112 287	67 681	741 HEATING,COOLNG EQUIP,PART	83 168	329 855	199 952
512 ALCOHOL,PHENOL,ETC.DERIV	292 770	61 073	36 931	742 PUMPS FOR LIQUIDS,PARTS	71 945	270 363	163 660
513 CARBOXYLIC ACIDS,DERIVTS	345 762	117 416	70 938	743 PUMPS NES,CENTRIFUGS ETC	96 103	283 368	171 341
514 NITROGEN-FUNCT.COMPOUNDS	454 039	200 506	121 309	744 MECHANICAL HANDLING EQUIP	48 207	71 925	43 523
515 ORGANO-INORGANIC COMPNDS	73 313	352 765	212 753	745 OTH.NONELEC MCH,TOOL,NES	61 017	224 995	136 482
516 OTHER ORGANIC CHEMICALS	131 264	81 761	49 478	746 BALL OR ROLLER BEARINGS	18 596	65 263	39 420
522 INORGANIC CHEM.ELEMENTS	202 307	78 725	47 590	747 TAPS,COCKS,VALVES,ETC.	35 487	262 664	158 801
				748 TRANSMISSIONS SHAFTS ETC	48 183	106 256	64 211
				749 NON-ELECT MACH.PARTS,ETC	10 808	53 274	32 286
				751 OFFICE MACHINES	15 077	121 891	73 912
				752 AUTOMATC.DATA PROC.EQUIP	133 498	4 081 734	2 470 300
				759 PARTS,FOR OFFICE MACHINS	67 878	2 218 520	1 340 530

7 IMPORTS AND EXPORTS (SPECIAL TRADE) BY COUNTRIES OF PRODUCTION AND CONSUMPTION AND BY GROUPS OF THE SITC-REV. III 1993

GROUP DESCRIPTION	DT = 100 KG	1 000 DM	1 000 \$	GROUP DESCRIPTION	DT = 100 KG	1 000 DM	1 000 \$
761 TELEVISION RECEIVERS ETC	1 399	10 647	6 443	282 FERROUS WASTE AND SCRAP	258 243	3 166	1 855
762 RADIO-BROADCAST RECEIVER	267	3 357	2 021	285 ALUMINIUM ORE, CONCTR. ETC	75 219	19 910	12 081
763 SOUND RECORDER, PHONOGRPH	1 152	22 031	13 295	287 ORE, CONCENTR. BASE METALS	3 399	13 376	8 137
764 TELECOMM. EQUIP. PARTS NES	57 461	1 055 753	638 242	288 NON-FERROUS WASTE, SCRAP	78 466	21 719	13 125
771 ELECT. POWER MACHIN. PARTS	16 398	161 828	97 811	289 PREC. METAL ORES, CONCENTR	347	2 187	1 347
772 ELEC. SWITCH, RELAY, CIRCUIT	31 635	525 051	317 393	291 CRUDE ANIMAL MATERIALS, NES	13 849	11 021	6 658
773 ELECTR. DISTRIBUT. EQPT NES	64 655	204 241	123 609	292 CRUDE VEG. MATERIALS, NES	35 616	54 490	32 921
774 ELECTRO-MEDICAL XRAY EQUIP	16 713	369 347	223 294	322 BRIQUETTES, LIGNITE, PEAT	3 429	81	49
775 DOM. ELEC. NON-ELEC. EQUIPT	41 169	108 823	65 810	334 PETROLEUM PRODUCTS	11 256 584	206 420	124 083
776 TRANSISTORS, VALVES, ETC.	32 847	1 645 952	995 166	335 RESIDUAL PETROL. PRODUCTS	267 243	20 711	12 564
778 ELECTRIC MACH. APPART. NES	69 218	676 955	408 842	411 ANIMAL OILS AND FATS	1 719	2 656	1 602
781 PASS. MOTOR VEHICLES EX. BUS	645 570	1 144 797	694 167	421 FIXED VEG. FAT, OILS, SOFT	301 877	21 875	13 182
782 GOODS, SPECIAL TRANSPORT VEH	17 168	15 753	9 501	422 FIXED VEG. FAT, OILS, OTHER	2 327	357	213
783 ROAD MOTOR VEHICLES NES	837	735	446	431 ANIMAL VEG. FATS, OILS, NES	17 429	5 336	3 236
784 PARTS, TRACTORS, MOTOR VEH	265 041	573 638	346 047	511 HYDROCARBONS, NES, DERIVTS	509 725	67 459	40 947
785 CYCLES, MOTORCYCLES ETC.	58 342	194 276	117 812	512 ALCOHOL, PHENOL, ETC. DERIV	418 898	195 065	118 064
786 TRAILERS, SEMI-TRAILER, ETC	102 557	19 609	11 891	513 CARBOXYLIC ACIDS, DERIVTS	443 853	120 018	72 491
791 RAILWAY VEHICLES, EQUIPMENT	2 281	5 942	3 585	514 NITROGEN-FUNCT. COMPOUNDS	252 021	325 603	196 833
792 AIRCRAFT, ASSOC'D. EQUIPMENT	73 904	3 303 074	2 006 468	515 ORGANO-INORGANIC COMPOUNDS	310 280	979 518	589 743
793 SHIP, BOAT, FLOAT, STRUCTS	400 689	108 062	65 718	516 OTHER ORGANIC CHEMICALS	247 948	236 489	143 148
811 PREFABRICATED BUILDINGS	33 403	17 610	10 706	522 INORGANIC CHEM. ELEMENTS	4 469 428	229 351	138 852
812 PLUMBING, SANITRY, EQPT. ETC	1 033	1 430	874	523 METAL, SALTS, INORGAN. ACID	800 876	170 545	103 029
813 LIGHTING FIXTURES ETC. NES	7 329	34 639	20 885	524 OTHER CHEMICAL COMPOUNDS	60 589	56 051	33 860
821 FURNITURE, CUSHIONS, ETC.	80 901	102 637	62 135	525 RADIO-ACTIVE MATERIALS	5 102	112 887	67 431
831 TRUNK, SUIT-CASES, BAG, ETC	6 750	21 866	13 229	531 SYNTH. COLOURS, LAKES, ETC.	161 153	506 295	306 398
841 MENS, BOYS CLOTHING, X-KNIT	15 406	69 588	42 034	532 DYING, TANNING MATERIALS	51 745	10 523	6 377
842 WOMEN, GIRL CLOTHING, X-KNIT	2 011	18 967	11 439	533 PIGMENTS, PAINTS, ETC.	263 431	189 272	114 446
843 MENS, BOYS CLOTHING, KNIT	1 093	7 666	4 659	541 MEDICINES, ETC. EXC. GRP542	61 739	456 997	276 442
844 WOMEN, GIRLS CLOTHING, KNIT	1 679	12 467	7 522	542 MEDICAMENTS	13 552	224 584	135 107
845 OTHR. TEXTILE APPAREL, NES	15 628	64 634	39 153	551 ESSNTL. OIL, PERFUME, FLAVR	8 309	23 266	14 090
846 CLOTHING ACCESSORIES, FABRIC	5 589	26 074	15 771	553 PERFUMERY, COSMETICS, ETC.	30 371	132 930	80 269
848 CLOTHING, NONTEXTILE, HEADGEAR	14 910	49 379	29 810	554 SOAP, CLEANERS, POLISH, ETC	141 056	66 224	40 095
851 FOOTWEAR	12 375	52 116	31 468	562 FERTILIZER, EXCEPT GRP272	2 418 229	41 801	25 318
871 OPTICAL INSTRUMENTS, NES	2 322	113 558	69 814	571 POLYMERS OF ETHYLENE	42 781	10 717	6 471
872 MEDICAL INSTRUMENTS NES	33 509	648 693	391 837	572 POLYMERS OF STYRENE	84 275	26 023	15 668
873 METERS, COUNTERS, NES	3 594	34 328	20 752	573 POLYMERS, VINYL CHLORIDE	60 821	34 115	20 624
874 MEASURE, CONTROL INSTRUMENT	52 815	1 529 172	924 313	574 POLYACETAL, POLYCARBONATE	118 619	69 379	42 034
881 PHOTOGRAPH APPAR. ETC. NES	14 629	164 999	99 893	575 OTH. PLASTIC, PRIMARY FORM	761 277	438 439	265 203
882 PHOTO. CINEMATOPH. SUPPL	137 129	416 332	252 132	576 PLASTIC WASTE, SCRAP ETC	151 668	21 376	12 904
883 CINE. FILM EXPOS. DEVELOP	309	2 924	1 766	581 PLASTIC TUBE, PIPE, HOSE	41 720	104 751	63 284
884 OPTICAL GOODS NES	2 267	111 209	67 232	582 PLASTIC PLATE, SHEETS, ETC	335 132	270 136	163 423
885 WATCHES AND CLOCKS	1 721	15 820	9 529	589 MONOFILAMENT OF PLASTICS	9 820	9 040	5 467
891 ARMS AND AMMUNITION	15 684	72 625	44 000	591 INSECTICIDES, ETC.	52 651	98 796	59 916
892 PRINTED MATTER	111 369	248 864	150 344	592 STARCHES, INULIN, ETC.	339 300	98 413	59 455
893 ARTICLES, NES, OF PLASTICS	156 303	314 191	190 063	593 EXPLOSIVES, PYROTECHNICS	3 484	13 468	8 158
894 BABY CARRIAGE, TOYS, GAMES	115 520	261 818	158 548	597 PREP'D ADDITIVES, LIQUIDS	131 576	47 976	29 091
895 OFFICE, STATIONERY SUPPLS	12 204	57 406	34 764	598 MISC. CHEMICAL PRODS. NES	582 719	573 765	347 636
896 WORKS OF ART, ANTIQUE ETC	2 121	115 346	69 444	600 CPL. IND. PLANT CHAP 69-76	565	2 016	1 185
897 GOLD, SILVERWARE, JEWEL NES	920	48 485	29 255	611 LEATHER	25 936	48 231	29 190
898 MUSICAL INSTRUMENTS, ETC.	77 099	922 283	557 551	612 MANUFACT. LEATHER ETC. NES	3 167	11 592	7 015
899 MISC. MANUFACTURED GOODS NES	15 197	297 046	179 628	613 FURSKINS, TANNED, DRESSED	79	1 350	813
961 COIN NONGOLD NONCURRENT	196	10 746	6 532	621 MATERIALS OF RUBBER	71 469	49 865	30 150
971 GOLD, NONMONETARY EXCL. ORES	131	227 021	139 026	625 RUBBER TYRES, TUBES, ETC.	202 272	134 001	81 063
972 MONETARY GOLD, GOLD COINS	8	23 204	14 166	629 ARTICLES OF RUBBER, NES	64 021	125 356	75 664
EXPORTS	61 973 400	46 750 720	28 245 111	633 CORK MANUFACTURES	46 354	5 555	3 361
001 LIVE ANIMALS	1 230	6 848	4 111	634 VENEERS, PLYWOOD, ETC.	46 537	32 639	19 644
012 OTHER MEAT, MEAT OFFAL	438	391	234	635 WOOD MANUFACTURES, NES	22 342	18 085	10 890
016 MEAT, ED. OFFL, DRY, SLT, SMK	356	448	272	641 PAPER AND PAPERBOARD	1 779 816	323 969	195 606
017 MEAT, OFFL, PRPD, PRSVD, NES	384	204	122	642 PAPER, PAPERBOARD, CUT ETC	185 315	68 344	41 166
022 MILK AND CREAM	3 048	585	350	651 TEXTILE YARN	293 029	231 972	139 989
023 BUTTER, OTHER FAT OF MILK	141	96	58	652 COTTON FABRICS, WOVEN	45 040	60 271	36 538
024 CHEESE AND CURD	32 229	17 944	10 828	653 FABRICS, MAN-MADE FIBRES	56 377	205 530	124 259
025 EGGS, BIRDS, YOLKS, ALBUMIN	222	58	35	654 OTH. TEXTILE FABRIC, WOVEN	9 306	27 395	16 545
034 FISH, FRESH, CHILLED, FROZEN	636	472	282	655 KNIT, CROCHET, FABRIC NES	4 842	13 093	7 886
036 CRUSTACEANS, MOLLUSCS ETC	118	182	107	656 TULLE, LACE, EMBROIDRY, ETC	2 767	12 407	7 499
037 FISH ETC, PRPD, PRSVD, NES	2 917	5 279	3 186	657 SPECIAL YARN, TEXTL. FABRIC	65 046	126 731	76 573
044 MAIZE UNMILLED	131	141	86	658 TEXTILE ARTICLES NES	9 611	20 342	12 346
046 CEREAL PREPARATIONS	69 858	32 792	19 855	661 LIME, CEMENT, CONSTR. MATRL	16 891	6 121	3 671
054 VEGETABLES	22 308	20 083	12 135	662 CLAY, REFRCT. CONSTR. MATRL	431 359	68 688	41 401
056 VEGETABLES, PRPD, PRSVD, NES	22 131	8 499	5 128	663 MINERAL MANUFACTURES, NES	124 157	189 803	114 633
057 FRUIT, NUTS EXCL. OIL NUTS	2 208	1 279	664	664 GLASS	238 163	143 034	86 332
058 FRUIT, PRESERVED, PREPARED	5 918	2 439	1 467	665 GLASSWARE	246 321	192 466	116 213
059 FRUIT, VEGETABLE JUICES	381 616	85 775	51 882	666 POTTERY	26 276	88 394	53 342
061 SUGARS, MOLASSES, HONEY	6 856	1 078	650	667 PEARLS, PRECIOUS STONES	-	-	-
062 SUGAR CONFECTIONERY	229 713	86 477	52 399	671 PIG IRON, SPIEGELEISN, ETC	126 424	47 022	28 428
071 COFFEE, COFFEE SUBSTITUTE	371 863	126 006	76 214	672 INGOTS ETC. IRON OR STEEL	5 615 242	241 506	145 934
072 COCOA	9 246	2 522	1 529	673 FLAT-ROLLED IRON ETC.	4 456 395	316 380	189 770
073 CHOCOLATE, OTH. COCOA PREP	66 949	35 459	21 453	674 FLAT-ROLLED PLATED IRON	2 590 066	273 047	164 714
074 TEA AND MATE	-	-	-	675 FLAT-ROLLED, ALLOY STEEL	719 966	151 813	91 351
075 SPICES	3 369	6 995	4 237	676 IRON, STL. BAR, SHAPES ETC.	3 005 975	186 663	111 886
081 ANIMAL FEED STUFF	50 392	76 537	46 272	677 RAILWAY TRACK IRON, STEEL	77 578	9 448	5 646
091 MARGARINE AND SHORTENING	432	103	62	678 WIRE OF IRON OR STEEL	93 208	22 099	13 370
098 EDIBLE PROD. PREPRTNS, NES	53 229	34 958	21 082	679 TUBES, PIPES, ETC. IRON, STL	1 176 960	206 637	124 458
111 NON-ALCOHOL. BEVERAGE, NES	111 444	16 242	9 802	681 SILVER, PLATINUM, ETC.	169	93 263	56 010
112 ALCOHOLIC BEVERAGES	1 233 723	253 693	153 567	682 COPPER	378 532	223 066	134 755
121 TOBACCO, UNMANUFACTURED	15 408	2 778	1 661	683 NICKEL	24 860	51 698	31 246
122 TOBACCO, MANUFACTURED	1 643	4 742	2 856	684 ALUMINIUM	433 367	251 505	151 860
211 HIDES, SKINS (EX. FURS), RAW	376	103	62	685 LEAD	9 020	3 489	2 113
212 FURSKINS, RAW	3	92	55	686 ZINC	373	229	138
222 OILSEED (SFT. FIX VEG. OIL)	792	264	158	687 TIN	8 894	5 211	3 147
223 OILSEED (OTH. FIX. VEG. OIL)	303	81	48	689 MISC. NON-FERR. BASE METAL	19 652	42 634	25 771
232 SYNTHETIC RUBBER, ETC.	192 029	51 311	30 991	691 METALLIC STRUCTURES NES	53 743	54 897	33 129
246 WOOD IN CHIPS, PARTICLES	74 806	624	378	692 CONTAINERS, STORAGE, TRNSP	19 045	36 232	21 845
247 WOOD ROUGH, ROUGH SQUARED	3 271	263	160	693 WIRE PRODUCTS EXCL. ELECT	54 769	56 967	34 406
248 WOOD, SIMPLY WORKED	6 809	2 338	1 419	694 NAILS, SCREWS, NUTS, ETC.	85 675	87 816	53 113
251 PULP AND WASTE PAPER	38 901	6 694	4 055	695 TOOLS	58 018	275 908	167 191
263 COTTON	1 203	228	136	696 CUTLERY	9 515	85 153	51 458
265 VEGETABLE TEXTILE FIBRES	456	71	43	697 HOUSEHOLD EQUIPMENT, NES	19 038	36 586	22 087
266 SYNTHETIC FIBRES	144 496	47 162	28 519	699 MANUFACT. BASE METAL NES	352 853	427 974	259 789
267 OTHER MAN-MADE FIBRES	43 587	8 974	5 416	700 CPL. IND. PLANT (84/85/87)	7 606	62 218	37 187
268 WOOL, OTHER ANIMAL HAIR	9 997	5 951	3 562	711 STEAM GENER. BOILERS, ETC.	1 160	3 148	1 886
269 WORN CLOTHING, TEXTL. ARTL	12 639	3 137	1 886	712 STEAM TURBINES	2 484	22 941	13 805
272 FERTILIZERS, CRUDE	4 298	289	171	713 INTRNL. COMBUS. PSTN ENGIN	1 041 654	1 634 277	930 361
273 STONE, SAND AND GRAVEL	13 296	4 472	282	714 ENGINES, MOTORS NON-ELECT	43 529	409 853	248 032
277 NATURAL ABRASIVES, NES	771	6 099	3 674	716 ROTATING ELECTRIC PLANT	96 227	304 167	183 320
278 OTHER CRUDE MINERALS	868 173	4 094	2 480	718 OTH. POWER GENERATING MACHINRY	27 919	84 752	51 201
				721 AGRIC. MACHINES, EX. TRACTR	94 000	114 432	69 060

7 IMPORTS AND EXPORTS (SPECIAL TRADE) BY COUNTRIES OF PRODUCTION AND CONSUMPTION AND BY GROUPS OF THE SITC-REV. III 1993

GROUP DESCRIPTION	DT = 100 KG	1 000 DM	1 000 \$	GROUP DESCRIPTION	DT = 100 KG	1 000 DM	1 000 \$
722 TRACTORS	369 408	408 434	247 164	212 FURSKINS, RAW	616	5 708	3 454
723 CIVIL ENGINEERING EQUIPT	334 717	324 032	195 515	222 OILSEED(SFT.FIX VEG.OIL)	1 158 082	46 888	28 035
724 TEXTILE, LEATHER MACHINES	370 513	1 526 059	922 173	223 OILSEED(OTH.FIX.VEG.OIL)	1 071 492	38 933	23 392
725 PAPER, PULP MILL MACHINES	63 652	324 840	196 698	232 SYNTHETIC RUBBER, ETC.	3 937	2 343	1 417
726 PRINTING, BOOKBINDING MACHS	156 508	762 592	460 791	246 WOOD IN CHIPS, PARTICLES	9 426	480	291
727 FOOD-PROCESS. MCH. NON DOM	36 982	181 436	109 396	247 WOOD ROUGH, ROUGH SQUARED	7 772	1 585	974
728 OTH. MACH. PTS, SPCL INDUST	318 921	1 319 464	796 315	248 WOOD, SIMPLY WORKED	919 823	170 026	102 805
731 METAL REMOVAL WORK TOOLS	93 629	397 321	240 340	251 PULP AND WASTE PAPER			
733 MACH-TOOLS, METAL-WORKING	58 906	200 059	120 499	267 OTHER MAN-MADE FIBRES	391	102	63
735 PARTS, NES, FOR MACH-TOOLS	30 404	173 123	104 543	268 WOOL, OTHER ANIMAL HAIR	225	145	87
737 METALWORKING MACHNRY NES	58 961	170 478	102 482	269 WORN CLOTHING, TEXTL. ARTL	15	62	38
741 HEATING, COOLING EQUIP, PART	83 238	320 181	192 956	273 STONE, SAND AND GRAVEL	3 054	199	120
742 PUMPS FOR LIQUIDS, PARTS	111 869	650 269	332 380	277 NATURAL ABRASIVES, NES	3 278	556	331
743 PUMPS NES, CENTRIFUGES ETC	121 973	586 646	354 047	278 OTHER CRUDE MINERALS	71 939	7 207	4 325
744 MECHANICAL HANDLING EQUIP	145 819	245 117	148 023	281 IRON ORE, CONCENTRATES	54 189 103	258 181	156 138
745 OTH. NONELEC MCH, TOOL, NES	118 721	660 192	398 380	284 NICKEL ORES, CONCTR, MATTE	2 001	1 674	1 002
746 BALL OR ROLLER BEARINGS	79 820	225 246	136 247	285 ALUMINIUM ORE, CONCTR, ETC	7 431	1 211	736
747 TAPS, COCKS, VALVES, ETC.	54 005	308 528	186 511	287 ORE, CONCENTR. BASE METALS	3 569 064	145 159	87 656
748 TRANSMISSIONS SHAFTS ETC	370 147	540 346	326 541	288 NON-FERROUS WASTE, SCRAP	1 650 475	81 274	49 285
749 NON-ELECT MACH. PARTS, ETC	59 187	204 336	123 473	289 PREC. METAL ORES, CONCTR, TS	376	16 333	9 872
751 OFFICE MACHINES	16 613	72 376	43 684	291 CRUDE ANIMAL MATERLS, NES	23 948	11 374	6 651
752 AUTOMATC. DATA PROC. EQUIP	27 335	648 642	391 861	292 CRUDE VEG. MATERIALS, NES	9 154	4 526	2 748
759 PARTS, FOR OFFICE MACHINS	25 440	523 000	315 991	321 COAL, NOT AGGLOMERATED	338 956	3 681	2 264
761 TELEVISION RECEIVERS ETC	334	2 242	1 349	334 PETROLEUM PRODUCTS	79 267	3 270	1 952
762 RADIO-BROADCAST RECEIVER	912	16 295	9 886	335 RESIDUAL PETROL. PRODUCTS	75 712	3 124	1 877
763 SOUND RECORDER, PHONOGRPH	11 807	55 228	33 292	411 ANIMAL OILS AND FATS	29 614	1 760	1 048
764 TELECOMM. EQUIP. PARTS NES	20 630	386 010	233 029	421 FIXED VEG. FAT, OILS, SOFT	50 112	5 531	3 352
771 ELECT POWER MACHNY, PARTS	54 143	202 579	122 376	422 FIXED VEG. FAT, OILS, OTHER	367	98	58
772 ELEC. SWITCH, RELAY, CIRCUIT	79 269	821 071	495 838	431 ANIMAL, VEG. FATS, OILS, NES	517	226	140
773 ELECTR. DISTRIBUT. EQPT NES	31 440	105 825	63 837	511 HYDROCARBONS, NES, DERIVTS	322 817	15 613	9 436
774 ELECTRO-MEDCL. XRAY EQUIP	41 886	917 114	553 592	512 ALCOHOL, PHENOL, ETC. DERIV	208	61	36
775 DOM. ELEC. NON-ELEC. EQUIPT	124 611	321 792	194 074	513 CARBOXYLIC ACIDS, DERIVTS	8 193	2 036	1 228
776 TRANSISTORS, VALVES, ETC.	24 611	502 415	302 986	514 NITROGEN-FUNCT. COMPOUNDS	2 758	1 275	777
778 ELECTRIC MACH. APPART, NES	243 536	846 802	511 523	515 ORGANO-INORGANIC COMPNDS	1 656	8 180	4 902
781 PASS. MOTOR VEHCLS, EX. BUS	2 413 258	8 016 563	4 840 062	516 OTHER ORGANIC CHEMICALS	10	244	145
782 GOODS, SPCL. TRANSPORT VEH	109 718	92 895	55 969	522 INORGANIC CHEM. ELEMENTS	126 895	22 229	13 478
783 ROAD MOTOR VEHICLES NES	7 142	17 915	10 753	523 METAL, SALTS, INORGAN. ACID	1 203	738	447
784 PARTS, TRACTORS, MOTOR VEH	632 005	1 531 699	929 263	524 OTHER CHEMICAL COMPOUNDS	3 246	3 189	1 934
785 CYCLES, MOTORCYCLES ETC.	15 508	53 581	32 522	525 RADIO-ACTIVE MATERIALS	1 287	9 488	5 805
786 TRAILERS, SEMI-TRAILER, ETC	30 097	33 137	20 035	532 DYEING, TANNING MATERIALS	1 597	1 309	793
791 RAILWAY VEHICLES, EQUIPMENT	27 926	100 895	60 478	533 PIGMENTS, PAINTS, ETC.	391	47 847	28 763
792 AIRCRAFT, ASSCOT. EQUIPNT	26 485	1 304 839	792 413	541 MEDICINES, ETC. EXC. GRP542	1 942	78 159	46 940
793 SHIP, BOAT, FLOAT, STRUCTRS	73 014	91 405	55 421	542 MEDICAMENTS	158	1 608	981
800 CPL. IND. PLANT CHAP 90/94	25	611	363	551 ESSNTL. OIL, PERFUME, FLAVR	627	774	464
811 PREFABRICATED BUILDINGS	518	608	365	553 PERFUMERY, COSMETICS, ETC.	2 167	1 021	618
812 PLUMBING, SANITRY, EQPT, ETC	15 984	9 844	5 957	554 SOAP, CLEANERS, POLISH, ETC	1 391	143	86
813 LIGHTING FIXTURES ETC. NES	10 017	44 600	26 873	562 FERTILIZER, EXCEPT GRP272	83 521	11 663	7 070
821 FURNITURE, CUSHIONS, ETC.	195 320	232 621	140 919	571 POLYMERS OF ETHYLENE	31 861	5 669	3 439
831 TRUNK, SUIT-CASES, BAG, ETC	4 961	26 571	16 011	572 POLYMERS OF STYRENE	604	282	171
841 MENS, BOYS CLOTHING, X-KNIT	2 705	27 275	16 467	574 POLYACETAL, POLYCARBONATE	3 680	1 833	1 101
842 WOMEN, GIRL CLOTHING, X-KNIT	4 043	130 343	78 547	575 OTH. PLASTIC, PRIMARY FORM	498	87	54
843 MENS, BOYS CLOTHING, KNIT	75	830	499	579 PLASTIC WASTE, SCRAP ETC	445	780	472
844 WOMEN, GIRLS CLOTHING, KNIT	389	5 589	3 351	581 PLASTIC TUBE, PIPE, HOSE	10 822	10 584	6 400
845 OTH. TEXTILE APPAREL, NES	1 462	31 197	18 749	582 PLASTIC PLATE, SHEETS, ETC	92	124	75
846 CLOTHING ACCESSRS, FABRIC	3 108	23 258	14 006	583 MONOFILAMENT OF PLASTICS	3 441	2 522	1 522
848 CLOTHING, NONTEXTL.; HEADGEAR	3 283	20 552	12 411	592 STARCHES, INULIN, ETC.	7	156	92
851 FOOTWEAR	15 605	82 262	49 711	593 EXPLOSIVES, PYROTECHNICS	1 341	628	381
871 OPTICAL INSTRUMENTS, NES	6 014	203 755	123 244	597 PREPRD. ADDITIVES, LIQUIDS	62 526	26 589	16 126
872 MEDICAL INSTRUMENTS NES	19 515	619 049	374 045	598 MISC. CHEMICAL PRODS, NES	2 827	4 672	2 837
873 METERS, COUNTERS, NES	2 279	29 330	17 684	611 LEATHER	42	150	97
874 MEASURE, CONTROL INSTRMNT	67 842	1 189 688	718 488	612 MANUFACT. LEATHER ETC. NES	43	745	454
881 PHOTOGRAPH APPAR. ETC. NES	10 432	164 434	99 184	613 FURSKINS, TANNED, DRESSED	2 338	2 234	1 347
882 PHOTO. CINEMATOGPH. SUPPL	165 226	278 034	167 752	621 MATERIALS OF RUBBER	1 997	1 478	911
883 CINE. FILM EXPOSD. DEVELOP	85	564	334	625 RUBBER TYRES, TUBES, ETC.	4 626	7 576	4 592
884 OPTICAL GOODS NES	1 529	142 617	86 218	629 ARTICLES OF RUBBER, NES	259 594	38 971	23 730
885 WATCHES AND CLOCKS	12 443	87 321	53 151	634 VENEERS, PLYWOOD, ETC.	49 266	15 283	9 231
891 ARMS AND AMMUNITION	6 594	84 958	51 209	635 WOOD MANUFACTURES, NES	960 110	83 752	50 861
892 PRINTED MATTER	96 031	232 111	140 346	641 PAPER AND PAPERBOARD	42 323	22 989	13 920
893 ARTICLES, NES, OF PLASTICS	138 406	240 958	145 791	642 PAPER, PAPERBOARD, CUT ETC	3 822	1 545	927
894 BABY CARRIAGE, TOYS, GAMES	69 374	188 252	113 629	651 TEXTILE YARN	214	344	206
895 OFFICE, STATIONERY SUPPLS	40 476	121 671	73 343	653 FABRICS, MAN-MADE FIBRES	5 354	4 258	2 566
896 WORKS OF ART, ANTIQUE ETC	1 004	126 445	76 651	654 OTH. TEXTILE FABRIC, WOVEN	841	1 201	724
897 GOLD, SILVERWARE, JEWEL NES	201	62 013	37 457	655 KNIT, CROCHET, FABRIC NES	14	307	190
898 MUSICAL INSTRUMENTS, ETC.	101 578	335 424	202 932	656 TULLE, LACE, EMBROIDRY, ETC	19 593	38 377	23 298
899 MISC. MANUFACTRD GOODS NES	34 793	154 149	93 177	657 TEXTILE ARTICLES NES	568	1 245	748
941 COMPL. IND. PLANT CHAP 99	87	470	275	658 FLOOR COVERINGS, ETC.	1 112	528	314
961 COIN NONGOLD NONCURRENT	55	1 213	734	661 LIME, CEMENT, CONSTR. MATRL	16 550	952	570
971 GOLD, NONMONTY EXCL. ORES	12	5 887	3 551	662 CLAY, REFRCT. CONSTR. MATRL	6 980	462	281
972 MONETARY GOLD, GOLD COINS	1	6 097	3 658	663 MINERAL MANUFACTURES, NES	2 186	981	597
CANADA				664 GLASS	23 501	17 542	10 659
IMPORTS	77 210 433	3 995 022	2 419 453	665 GLASSWARE	858	426	260
001 LIVE ANIMALS	3 524	5 498	3 321	671 PIG IRON, SPIEGELEISN, ETC	84	80	46
011 BOVINE MEAT	59	95	60	674 FLAT-ROLLED PLATED IRON	1 532	200	121
012 OTHER MEAT, MEAT OFFAL	1 369	580	349	675 FLAT-ROLLED, ALLOY STEEL	205	302	184
025 EGGS, BIRDS, YOLKS, ALBUMIN	1 366	2 836	1 714	676 IRON, STL. BAR, SHAPES ETC.	442	83	52
034 FISH, FRESH, CHILLED, FROZEN	108 384	24 617	14 815	679 TUBES, PIPES, ETC. IRON, STL	2 738	2 174	1 325
035 FISH, DRIED, SALTED, SMOKED	6 027	9 232	5 520	681 SILVER, PLATINUM, ETC.		530	312
036 CRUSTACEANS, MOLLUSCS ETC	7 981	13 579	8 188	682 COPPER	78 514	29 487	17 886
037 FISH ETC. PREPRD, PRSVD, NES	7 982	2 265	1 362	683 NICKEL	37 424	33 511	20 209
041 WHEAT, MESLIN, UNMILLED	1 049 113	51 896	31 386	684 ALUMINIUM	673 739	145 416	88 215
042 RICE	278	57	33	686 ZINC	18 706	2 997	1 853
044 MAIZE UNMILLED	3 166	734	449	689 MISC. NON-FERR. BASE METAL	6 320	12 767	7 761
045 OTHER CEREALS, UNMILLED	73 345	4 895	2 941	691 METALLIC STRUCTURES NES	6 060	3 351	2 043
048 CEREAL PREPARATIONS	4 005	899	540	692 CONTAINERS, STORAGE, TRNSP	635	591	356
054 VEGETABLES	777 070	34 153	20 741	693 WIRE PRODUCTS EXCL. ELECT	627	308	188
056 VEGETABLES, PRPD, PRSVD, NES	17 267	3 641	2 208	694 NAILS, SCREWS, NUTS, ETC.	752	1 160	701
057 FRUIT, NUTS EXCL. OIL NUTS	998	426	256	695 TOOLS	3 389	913	5 946
058 FRUIT, PRESERVED, PREPARED	140 890	47 882	29 085	696 CUTLERY	11	51	31
059 FRUIT, VEGETABLE JUICES	204	54	34	697 HOUSEHOLD EQUIPMENT, NES	1 113	1 998	1 209
061 SUGARS, MOLASSES, HONEY	23 166	7 837	4 742	699 MANUFACT. BASE METAL, NES	2 139	5 271	3 169
081 ANIMAL FEED STUFF	18 323	2 822	1 704	712 STEAM TURBINES	17	160	99
098 EDIBLE PROD. PREPRTNS, NES	9 300	2 393	1 441	713 INTRNL. COMBUS. PSTN ENGIN	9 801	23 759	14 332
112 ALCOHOLIC BEVERAGES	7 104	4 349	2 619	714 ENGINES, MOTORS NON-ELECT	2 124	131 787	79 449
121 TOBACCO, UNMANUFACTURED	12 799	8 932	5 437	716 ROTATING ELECTRIC PLANT	9 335	24 083	14 595
211 HIDES, SKINS (EX. FURS), RAW	102	359	212	721 AGRIC. MACHINES, EX. TRACTR	327	3 422	2 059
					515	673	403

7 IMPORTS AND EXPORTS (SPECIAL TRADE) BY COUNTRIES OF PRODUCTION AND CONSUMPTION AND BY GROUPS OF THE SITC-REV. III 1993

GROUP DESCRIPTION	DT = 100 KG	1 000 DM	1 000 \$	GROUP DESCRIPTION	DT = 100 KG	1 000 DM	1 000 \$
722 TRACTORS	332	138	82	266 SYNTHETIC FIBRES	2 118	683	414
723 CIVIL ENGINEERING EQUIPT	7 357	9 047	5 536	267 OTHER MAN-MADE FIBRES	2 658	772	463
724 TEXTILE, LEATHER MACHINES	421	1 309	793	268 WOOL, OTHER ANIMAL HAIR	996	1 193	715
725 PAPER, PULP MILL MACHINES	593	3 257	1 990	269 WORN CLOTHING, TEXTL. ARTL	951	398	239
726 PRINTING, BOOKBINDING MACHS	207	1 483	901	272 FERTILIZERS, CRUDE	90	61	36
727 FOOD-PROCESS. MCH. NON DOM	223	2 049	1 238	278 OTHER CRUDE MINERALS	39 653	356	215
728 OTH. MACH. PTS, SPCL INDUST	7 658	34 864	20 932	285 ALUMINIUM ORE, CONCTR. ETC	3 614	2 012	1 221
731 METAL REMOVAL WORK TOOLS	434	1 986	1 197	288 NON-FERROUS WASTE, SCRAP	2 144	753	457
733 MACH-TOOLS, METAL-WORKING	86	58	34	291 CRUDE ANIMAL MATERLS. NES	139	249	152
735 PARTS, NES, FOR MACH-TOOLS	216	1 140	690	292 CRUDE VEG. MATERIALS, NES	5 554	6 121	3 711
741 HEATING, COOLING EQUIP, PART	230	2 149	1 302	334 PETROLEUM PRODUCTS	200 286	7 663	4 543
742 PUMPS FOR LIQUIDS, PART	10 800	9 962	6 005	335 RESIDUAL PETROL PRODUCTS	387 294	8 160	4 908
743 PUMPS NES, CENTRIFUGS ETC	4 428	10 320	6 241	422 FIXED VEG. FAT, OILS, OTHER	271	145	88
744 MECHANICAL HANDLING EQUIP	25 066	76 759	46 669	431 ANIMAL, VEG. FATS, OILS, NES	950	268	164
745 OTH. NONELEC. MCH. TOOL, NES	3 617	4 777	2 887	511 HYDROCARBONS, NES, DERIVTS	104 167	8 825	5 349
746 BALL OR ROLLER BEARINGS	2 260	6 430	3 880	512 ALCOHOL, PHENOL, ETC. DERIV	40 974	5 637	3 401
747 TAPS, COCKS, VALVES, ETC.	5 868	13 567	8 240	513 CARBOXYLIC ACIDS, DERIVTS	58 747	16 696	10 127
748 TRANSMISSIONS SHAFTS ETC	2 794	7 941	4 795	514 NITROGEN-FUNCT. COMPOUNDS	77 910	17 227	10 403
749 NON-ELECT. MACH. PARTS, ETC	1 920	4 907	2 948	515 ORGANIC-INORGANIC COMPOUNDS	19 882	149 258	89 631
751 OFFICE MACHINES	1 459	18 946	11 481	516 OTHER ORGANIC CHEMICALS	5 882	6 845	4 127
752 AUTOMATC. DATA PROC. EQUIP	176	680	410	522 INORGANIC CHEM. ELEMENTS	237 373	12 465	7 586
753 PARTS, FOR OFFICE MACHINS	801	25 907	15 691	523 METAL. SALTS, INORGAN. ACID	102 144	12 388	7 495
759 PARTS, FOR OFFICE MACHINS	2 894	52 948	31 990	524 OTHER CHEMICAL COMPOUNDS	2 542	1 807	1 089
761 TELEVISION RECEIVERS ETC	102	2 036	1 231	525 RADIO-ACTIVE MATERIALS		314	189
762 RADIO-BROADCAST RECEIVER	4	54	32	531 SYNTH. COLOURS, LAKES, ETC.	23 250	64 740	39 116
763 SOUND RECORDER, PHONOGRPH	54	196	118	532 DYEING, TANNING MATERIALS	11 427	1 984	1 197
764 TELECOMM. EQUIP. PARTS NES	1 526	24 206	14 604	533 PIGMENTS, PAINTS, ETC.	53 954	24 946	15 061
771 ELECT. POWER MACHIN. PARTS	4 352	15 233	9 267	541 MEDICINES, ETC. EXC. GRP542	3 661	29 385	17 779
772 ELEC. SWITCH, RELAY, CIRCUIT	1 757	48 089	29 105	542 MEDICAMENTS	7 624	86 806	52 622
773 ELECT. DISTRIB. EQUIP NES	1 197	2 646	1 596	551 ESSENTL. OIL, PERFUME, FLAVR	2 632	2 372	1 425
774 ELECTRO-MEDCL. XRAY EQUIP	235	2 332	1 413	553 PERFUMERY, COSMETICS, ETC.	9 585	33 346	19 988
775 DOM. ELEC. NON-ELEC. EQUIP	185	1 349	809	554 SOAP, CLEANERS, POLISH, ETC	33 579	14 719	8 893
776 TRANSISTORS, VALVES, ETC.	92	18 481	11 170	562 FERTILIZER, EXCEPT GRP272	2 659	364	218
778 ELECTRIC. MACH. APPART. NES	4 474	32 707	19 817	571 POLYMERS OF ETHYLENE	2 370	431	262
781 PASS. MOTOR VEHCLS. EX. BUS	58 434	88 848	53 467	572 POLYMERS OF STYRENE	12 181	3 029	1 831
782 GOODS, SPCL. TRANSPORT VEH	5 351	7 456	4 646	573 POLYMERS, VINYL CHLORIDE	45 223	14 226	8 586
783 ROAD MOTOR VEHICLES NES	804	664	4 033	574 POLYACETAL. POLYCARBONATE	15 075	10 423	6 312
784 PARTS, TRACTORS, MOTOR VEH	40 569	51 520	31 258	575 OTH. PLASTIC, PRIMARY FORM	89 136	36 805	22 279
785 CYCLES, MOTORCYCLES ETC.	1 998	7 840	4 732	581 PLASTIC TUBE, PIPE, HOSE	4 530	9 001	5 444
786 TRAILERS, SEMI-TRAILER, ETC	4 553	1 921	1 171	582 PLASTIC PLATE, SHEETS, ETC	20 791	22 801	13 764
792 AIRCRAFT, ASSCOTD. EQUIPNT	2 897	408 618	250 404	583 MONOFILAMENT OF PLASTICS	3 016	2 561	1 541
793 SHIP, BOAT, FLOAT, STRUCTRS	2 152	3 676	2 252	591 INSECTICIDES, ETC.	9 076	6 217	3 824
811 PREFABRICATED BUILDINGS	30 606	9 680	5 892	592 STARCHES, INULIN, ETC.	49 700	13 198	7 981
812 PLUMBING, SANITRY, EQPT. ETC	324	508	303	593 EXPLOSIVES, PYROTECHNICS	235	1 390	840
813 LIGHTING FIXTURES ETC. NES	105	423	251	597 PREPRD ADDITIVES, LIQUIDS	7 766	3 257	1 963
821 FURNITURE, CUSHIONS, ETC.	20 687	9 015	5 475	598 MISC. CHEMICAL PROOTS. NES	68 444	50 698	30 677
831 TRUNK, SUIT-CASES, BAG, ETC	368	557	329	611 LEATHER	1 468	1 755	1 063
841 MENS, BOYS CLOTHING, X-KNIT	150	1 207	729	612 MANUFACT. LEATHER ETC. NES	336	1 436	870
842 WOMEN, GIRL CLOTHING, XKNIT	132	894	530	613 FURSKINS, TANNED, DRESSED	3	63	38
843 MENS, BOYS CLOTHING, KNIT	48	314	186	621 MATERIALS OF RUBBER	4 319	3 887	2 352
844 WOMEN, GIRLS CLOTHING, KNIT	48	482	230	625 RUBBER TYRES, TUBES, ETC.	18 673	13 103	7 924
845 OTHR. TEXTILE APPAREL, NES	339	2 271	1 371	629 ARTICLES OF RUBBER, NES	5 009	8 714	5 253
846 CLOTHING ACCESSRS, FABRIC	138	489	292	633 CORK MANUFACTURES	433	2 046	1 228
848 CLOTHING, NONTEXTL.; HEADGEAR	639	4 159	2 498	634 VENEERS, PLYWOOD, ETC.	2 789	2 486	1 485
851 FOOTWEAR	568	1 919	1 143	635 WOOD MANUFACTURES, NES	5 299	2 896	1 762
871 OPTICAL INSTRUMENTS, NES	26	3 962	2 401	641 PAPER AND PAPERBOARD	264 058	52 148	31 586
872 MEDICAL INSTRUMENTS NES	359	5 952	3 594	642 PAPER, PAPERBOARD, CUT ETC	4 607	4 494	2 714
873 METERS, COUNTERS, NES	14	454	274	651 TEXTILE YARN	20 787	29 246	17 661
874 MEASURE, CONTROL INSTRMNT	1 091	43 446	26 297	652 COTTON FABRICS, WOVEN	1 476	4 571	2 758
881 PHOTOGRAPH APPAR. ETC. NES	82	1 310	732	653 FABRICS, MAN-MADE FIBRES	4 866	19 514	11 767
882 PHOTO. CINEMATOGRPH. SUPPL	741	7 195	4 358	654 OTH. TEXTILE FABRIC, WOVEN	1 086	4 641	2 785
883 CINE. FILM EXPOSD. DEVELOPD	14	246	1 152	655 KNIT, CROCHET, FABRIC NES	410	1 594	961
884 OPTICAL GOODS NES	358	6 555	3 958	656 TULLE, LACE, EMBROIDRY, ETC	258	887	534
885 WATCHES AND CLOCKS	168	682	409	657 SPECIAL YARN, TEXTL. FABRIC	6 455	10 253	6 196
891 ARMS AND AMMUNITION	377	18 865	10 172	658 TEXTILE ARTICLES NES	5 544	1 421	854
892 PRINTED MATTER	24 472	13 014	11 415	659 FLOOR COVERINGS, ETC.	3 027	3 384	2 034
893 ARTICLES, NES, OF PLASTICS	4 772	4 438	2 672	661 LIME, CEMENT, CONSTR. MATRL	1 031	113	66
894 BABY CARRIAGE, TOYS, GAMES	15 091	20 893	12 654	662 CLAY, REFRCT. CONSTR. MATRL	60 561	8 047	4 876
895 OFFICE, STATIONERY SUPPLS	245	391	235	663 MINERAL MANUFACTURES, NES	22 000	23 027	13 866
896 WORKS OF ART, ANTIQUE ETC	188	1 907	1 158	664 GLASS	31 233	8 014	4 857
897 GOLD, SILVERWARE, JEWEL NES	41	1 288	780	665 GLASSWARE	17 825	12 877	7 796
898 MUSICAL INSTRUMENTS, ETC.	6 745	45 917	27 688	666 POTTERY	2 203	4 766	2 874
899 MISC. MANUFCTRD GOODS NES	503	17 411	10 473	667 PEARLS, PRECIOUS STONES			
961 COIN NONGOLD NONCURRENT	116	8 091	4 923	671 PIG IRON, SPIEGELEISEN, ETC	11 253	3 646	2 205
971 GOLD, NONMONTY EXCL ORES	36	57 592	34 467	672 INGOTS ETC. IRON OR STEEL	1 898 758	82 354	49 744
972 MONETARY GOLD, GOLD COINS	28	60 130	36 543	673 FLAT-ROLLED IRON ETC.	134 055	9 368	5 635
				674 FLAT-ROLLED PLATED IRON	180 446	14 698	8 742
				675 FLAT-ROLLED, ALLOY STEEL	148 336	43 817	26 411
				676 IRON, STL. BAR, SHAPES ETC.	411 307	43 395	26 196
				677 RAILWAY TRACK IRON, STEEL	586	195	118
				678 WIRE OF IRON OR STEEL	38 736	4 543	2 758
				679 TUBES, PIPES, ETC. IRON, STL	121 411	29 129	17 520
				681 SILVER, PLATINUM, ETC.	7	3 562	2 153
				682 COPPER	21 762	13 619	8 225
				683 NICKEL	2 755	5 337	3 218
				684 ALUMINIUM	20 173	16 501	9 968
				685 LEAD	47	50	31
				686 ZINC	1 554	646	389
				689 MISC. NON-FERR. BASE METAL	50	239	142
				691 METALLIC STRUCTURES NES	22 937	13 249	8 027
				692 CONTAINERS, STORAGE, TRNSP	3 084	2 871	1 726
				693 WIRE PRODUCTS EXCL. ELECT	6 586	4 078	2 480
				694 NAILS, SCREWS, NUTS, ETC.	6 919	6 507	3 936
				695 TOOLS	6 187	29 148	17 575
				696 CUTLERY	1 405	10 376	6 257
				697 HOUSEHOLD EQUIPMENT, NES	2 637	3 862	2 330
				698 MANUFACTS. BASE METAL, NES	48 135	45 890	27 703
				700 CPL IND PLANT (84/85/87)	534	1 339	784
				711 STEAM GENER. BOILERS, ETC.	467	185	111
				712 STEAM TURBINES	11	326	197
				713 INTNRL COMBUS PSTN ENGIN	10 853	32 395	19 525
				714 ENGINES, MOTORS NON-ELECT	103	15 587	9 392
				716 ROTATING ELECTRIC PLANT	9 582	29 292	17 623
				718 OTH. POWR. GENRTNG. MACHNRY	5 439	17 205	10 416
				721 AGRIC. MACHINES, EX. TRACTR	23 206	23 122	14 021
				722 TRACTORS	78 820	80 743	48 888
				723 CIVIL ENGINEERING EQUIPT	26 191	38 159	23 197
				724 TEXTILE, LEATHER MACHINES	10 988	51 589	31 188
EXPORTS	6 573 944	3 954 846	2 388 306				
001 LIVE ANIMALS	469	1 205	720				
012 OTHER MEAT, MEAT OFFAL	227	127	75				
022 MILK AND CREAM	618	458	292				
024 CHEESE AND CURD	6 051	6 394	3 877				
037 FISH ETC. PREPD, PRSVD. NES	4 185	1 951	1 180				
043 BARLEY, UNMILLED	6 500	129	683				
048 CEREAL PREPARATIONS	27 694	9 392	5 680				
054 VEGETABLES	3 859	3 315	2 044				
056 VEGETABLES, PRPD, PRSVD, NES	10 443	2 362	1 424				
057 FRUIT, NUTS EXCL. OIL NUTS	418	151	89				
058 FRUIT, PRESERVED, PREPARED	1 036	485	297				
059 FRUIT, VEGETABLE JUICES	58 668	12 089	7 299				
061 SUGARS, MOLASSES, HONEY	63 438	3 405	2 058				
062 SUGAR CONFECTIONERY	6 180	3 379	2 053				
071 COFFEE, COFFEE SUBSTITUTE	11 535	7 355	4 398				
072 COCOA	1 617	587	347				
073 CHOCOLATE, OTH. COCOA PREP	23 650	15 202	9 220				
074 TEA AND MATE	14 400	11 442	6 915				
075 SPICES	920	4 150	2 532				
081 ANIMAL FEED STUFF	2 308	4 679	2 831				
098 EDIBLE PROD. PREPRTNS, NES	20 241	13 935	8 368				
111 NON-ALCOHOL. BEVERAGE, NES	8 255	1 040	624				
112 ALCOHOLIC BEVERAGES	118 648	32 452	19 661				
212 FURSKINS, RAW	9	96	59				
232 SYNTHETIC RUBBER, ETC.	7 908	2 548	1 545				
246 WOOD IN CHIPS, PARTICLES	11 445	106	61				
248 WOOD, SIMPLY WORKED	1 085	310	186				
251 PULP AND WASTE PAPER	857	225	135				
263 COTTON	1 638	270	164				

7 IMPORTS AND EXPORTS (SPECIAL TRADE) BY COUNTRIES OF PRODUCTION AND CONSUMPTION AND BY GROUPS OF THE SITC-REV. III 1993

GROUP DESCRIPTION	DT = 100 KG	1 000 DM	1 000 \$	GROUP DESCRIPTION	DT = 100 KG	1 000 DM	1 000 \$
725 PAPER,PULP MILL MACHINES	1 836	7 267	4 382	056 VEGETABLES,PRPD,PRSD,NES	1 300	446	270
726 PRINTING,BOOKBINDING MACHS	11 365	55 137	33 433	057 FRUIT,NUTS EXCL.OIL NUTS	13 392	3 727	2 243
727 FOOD-PROCESS.MCH.NON DOM	3 825	21 451	12 941	058 FRUIT,PRESERVED,PREPARED	284	76	46
728 OTH.MACH,PTS,SPCL INDUST	30 052	129 480	77 638	059 FRUIT,VEGETABLE JUICES	5 769	1 263	746
731 METAL REMOVAL WORK TOOLS	14 437	55 684	33 350	061 SUGARS,MOLASSES,HONEY	201 238	34 487	20 927
733 MACH-TOOLS,METAL-WORKING	4 596	22 598	13 463	062 SUGAR CONFECTIONERY	609	320	192
735 PARTS,NES,FOR MACH-TOOLS	1 867	9 732	5 856	071 COFFEE,COFFEE SUBSTITUTE	58 750	18 995	11 501
737 METALWORKING MACHNRY NES	11 790	20 832	12 521	075 SPICES	2 926	807	495
741 HEATING,COOLING EQUIP,PART	6 528	22 049	13 358	098 EDIBLE PROD.PREPRTNS,NES	1 116	724	435
742 PUMPS FOR LIQUIDS,PARTS	7 195	29 882	18 027	112 ALCOHOLIC BEVERAGES	33 322	9 956	6 037
743 PUMPS NES,CENTRIFUGS ETC	7 703	35 629	21 533	121 TOBACCO,UNMANUFACTURED	5 350	5 290	3 194
744 MECHANICAL HANDLING EQUIP	12 009	23 711	14 400	222 OILSEED(SFT.FIX VEG.OIL)	6 410	1 225	749
745 OTH.NONELEC MCH,TOOL,NES	16 764	66 705	40 389	232 SYNTHETIC RUBBER, ETC.	9 622	1 725	1 046
746 BALL OR ROLLER BEARINGS	13 998	33 532	20 316	245 FUEL WOOD, WOOD CHARCOAL	6 456	505	297
747 TAPS,COCKS,VALVES,ETC.	8 094	27 062	16 382	246 WOOD IN CHIPS, PARTICLES	3 555	258	155
748 TRANSMISSIONS SHAFTS ETC	23 433	50 786	30 725	251 PULP AND WASTE PAPER	9 294	1 335	802
749 NON-ELECT MACH.PARTS,ETC	10 924	43 047	26 038	263 COTTON	14 666	2 198	1 329
751 OFFICE MACHINES	965	9 363	5 649	265 VEGETABLE TEXTILE FIBRES	499	292	181
752 AUTOMATC.DATA PROC.EQUIP	1 247	47 436	28 719	278 OTHER CRUDE MINERALS	139 373	5 452	3 291
759 PARTS,FOR OFFICE MACHINS	5 749	44 787	27 118	287 ORE,CONCENTR.BASE METALS	384 738	15 627	9 377
761 TELEVISION RECEIVERS ETC	4	510	302	288 NON-FERROUS WASTE,SCRAP	675	2 256	1 401
762 RADIO-BROADCAST RECEIVER	2	153	92	289 PREC.METAL ORES,CONCENTRS	4	1 137	681
763 SOUND RECORDER,PHONOGRPH	79	621	377	291 CRUDE ANIMAL MATERIALS,NES	193	96	55
764 TELECOMM.EQUIP,PARTS NES	832	12 050	7 227	292 CRUDE VEG.MATERIALS, NES	10 593	8 326	5 064
771 ELECT POWER MACHNRY,PARTS	5 300	27 586	16 458	333 PETROLEUM OILS, CRUDE	2 215 312	27 778	16 903
772 ELEC. SWITCH.RELAY.CIRCUIT	9 477	90 325	54 363	334 PETROLEUM PRODUCTS	125 882	1 082	633
773 ELECTR DISTRIB.EQPT NES	4 818	7 152	4 337	421 FIXED VEG.FAT,OILS, SOFT	16 856	3 126	1 840
774 ELECTRO-MECL,XRAY ETC	1 832	41 314	24 949	422 FIXED VEG.FAT,OILS,OTHER	145	175	105
775 DOM.ELEC,NON-ELEC.EQUIP	11 343	39 228	23 684	431 ANIMAL VEG.FATS,OILS,NES	1 130	523	317
776 TRANSISTORS,VALVES,ETC.	185	8 815	5 330	451 ALCOHOL,PHENOL,ETC.DERIV	8 101	1 370	835
778 ELECTRIC.MACH.APPLART,NES	52 697	79 948	48 220	513 CARBOXYLIC ACIDS,DERIVTS	8 309	2 085	1 264
781 PASS.MOTOR VEHCLS.EX.BUS	158 282	474 896	287 949	514 NITROGEN-FUNCT.COMPOUNDS	1 480	2 275	1 359
782 GOODS,SPCL TRANSPORT VEH	6 210	7 404	4 511	515 ORGANO-INORGANIC CPMPNS	3 057	10 237	6 134
784 PARTS,TRACTORS,MOTOR VEH	62 144	110 908	66 966	516 OTHER ORGANIC CHEMICALS	301	4 027	2 442
785 CYCLES,MOTORCYCLES ETC.	727	3 561	2 156	522 INORGANIC CHEM.ELEMENTS	25 877	2 173	1 323
786 TRAILERS,SEMI-TRAILR,ETC	861	691	420	523 METAL.SALTS,INORGAN.ACID	20 728	3 074	1 839
791 RAILWAY VEHICLES.EQUIPNT	909	3 462	2 089	524 OTHER CHEMICAL COMPOUNDS	336	85	49
792 AIRCRAFT,ASSOCD.EQUIPNT	1 013	55 186	33 066	531 SYNTH.COLOURS,LAKES,ETC.	303	942	568
793 SHIP,BOAT,FLOAT,STRUCTRS	80	300	184	532 DYEING,TANNING MATERIALS	600	576	346
812 PLUMBING,SANITRY,EQPT.ETC	2 896	5 245	3 146	533 PIGMENTS, PAINTS, ETC.	3 395	909	545
813 LIGHTING FIXTURES ETC.NES	1 191	8 584	5 181	541 MEDICINES,ETC.EXC.GRPS42	823	10 665	6 400
821 FURNITURE,CUSHIONS,ETC.	34 728	13 972	8 440	542 MEDICAMENTS	24	603	355
831 TRUNK,SUIT-CASES,BAG,ETC	254	2 098	1 257	551 ESSNTL.OIL,PERFUME,FLAVR	490	1 739	1 049
841 MENS,BOYS CLOTHING,X-KNIT	1 256	21 984	13 272	553 PERFUMERY,COSMETICS,ETC.	232	370	219
842 WOMEN,GIRL CLOTHING,XKNIT	2 185	41 623	25 087	562 FERTILIZER,EXCEPT GRP272	1 296	122	75
843 MENS,BOYS CLOTHING,KNIT	31	313	193	571 POLYMERS OF ETHYLENE	77 028	6 528	3 908
844 WOMEN,GIRLS CLOTHING,KNIT	132	1 930	1 159	573 POLYMERS,VINYL CHLORIDE	5 726	532	319
845 OTHR.TEXTILE APPAREL,NES	619	10 078	6 053	574 POLYACETAL,POLYCARBONATE	38 315	9 049	5 447
846 CLOTHING ACCESSRS,FABRIC	966	5 222	3 147	575 OTH.PLASTIC,PRIMARY FORM	1 037	254	151
848 CLOTHING,NONXTXL;HEADGEAR	308	7 164	4 327	579 PLASTIC WASTE, SCRAP ETC	2 173	79	47
851 FOOTWEAR	3 561	19 815	11 920	581 PLASTIC TUBE,PIPE,HOSE	8	80	49
871 OPTICAL INSTRUMENTS,NES	272	10 524	6 379	582 PLASTIC PLATE,SHEETS,ETC	3 576	2 940	1 779
872 MEDICAL INSTRUMENTS NES	1 162	24 786	14 985	597 PREPRED ADDITIVES,LIQUIDS	2 091	1 459	880
873 METERS,COUNTERS,NES	101	4 188	2 513	598 MISC.CHEMICAL PRODS,NES	477	335	204
874 MEASURE,CONTROL INSTRMNT	4 564	74 862	45 216	612 MANUFACT.LEATHER ETC.NES	651	1 341	808
881 PHOTOGRAPH APPAR.ETC.NES	762	17 167	10 404	621 MATERIALS OF RUBBER	13	53	31
882 PHOTO.CINEMATOGPH.SUPPL	12 554	19 828	12 004	629 ARTICLES OF RUBBER, NES	34	371	216
884 OPTICAL GOODS NES	341	21 432	13 023	635 WOOD MANUFACTURES, NES	1 447	485	285
885 WATCHES AND CLOCKS	674	4 242	2 556	641 PAPER AND PAPERBOARD	151	62	38
891 ARMS AND AMMUNITION	301	1 639	986	642 PAPER,PAPERBOARD,CUT ETC	1 855	1 866	1 121
892 PRINTED MATTER	14 567	24 889	15 041	651 TEXTILE YARN	13 358	4 370	2 666
893 ARTICLES,NES,OF PLASTICS	19 130	29 804	17 986	652 COTTON FABRICS, WOVEN	1 579	1 026	621
894 BABY CARRIAGE,TOYS,GAMES	6 646	12 889	7 778	653 FABRICS,MAN-MADE FIBRES	127	191	114
895 OFFICE,STATIONERY SUPPLS	3 253	14 122	8 541	655 KNIT,CROCHET.FABRIC NES	36	95	57
896 WORKS OF ART,ANTIQUE ETC	19	1 798	1 078	657 SPECIAL YARN,TXTL.FABRIC	7 652	5 255	3 180
897 GOLD,SILVERWARE,JEWL NES	23	1 780	1 067	658 TEXTILE ARTICLES NES	263	629	387
898 MUSICAL INSTRUMENTS,ETC.	5 677	16 853	10 193	659 FLOOR COVERINGS, ETC.	1 688	850	507
899 MISC MANUFACTD GOODS NES	5 449	17 355	10 490	661 LIME,CEMENT,CONSTR.MATRL	777	160	98
971 GOLD,NONMONTNRY EXCL ORES		502	299	663 MINERAL MANUFACTURES,NES	52	86	50
972 MONETARY GOLD,GOLD COINS		67	42	664 GLASS	1 829	521	313
GREENLAND				665 GLASSWARE	11 014	4 307	2 600
IMPORTS	5 574	4 267	2 585	666 POTTERY	1 285	1 563	922
034 FISH,FRESH,CHILLED,FROZN	4 705	2 944	1 770	667 PEARLS,PRECIOUS STONES			
037 FISH ETC.PRPD,PRSD,ETC	683	1 140	702	671 PIG IRON,SPIEGELEISN,ETC	18 200	2 098	1 261
896 WORKS OF ART,ANTIQUE ETC		54	33	675 FLAT-ROLLED, ALLOY STEEL	16 845	4 450	2 721
EXPORTS	577	1 585	898	679 TUBES,PIPES,ETC.IRON,STL	1 701	325	199
728 OTH.MACH,PTS,SPCL INDUST	66	234	146	681 SILVER,PLATINUM,ETC.	43	1 185	699
841 MENS,BOYS CLOTHING,X-KNIT	2	75	40	682 COPPER	93 344	26 776	16 264
842 WOMEN,GIRL CLOTHING,XKNIT	3	136	76	691 METALLIC STRUCTURES NES	30 003	4 194	2 546
845 OTHR.TEXTILE APPAREL,NES		92	45	694 NAILS,SCREWS,NUTS,ETC.	18	62	37
874 MEASURE,CONTROL INSTRMNT	1	212	127	695 TOOLS	218	1 481	894
ST PIERRE				697 HOUSEHOLD EQUIPMENT,NES	347	527	318
IMPORTS	3 012	777	468	699 MANUFACTS.BASE METAL,NES	594	1 347	807
034 FISH,FRESH,CHILLED,FROZN	114	99	61	712 STEAM TURBINES	62	280	173
035 FISH,DRIED,SALTED,SMOKED	172	264	156	713 INTRNL COMBUS PSTN ENGIN	141 712	157 168	95 231
059 FRUIT,VEGETABLE JUICES	588	113	66	714 ENGINES,MOTORS NON-ELECT	175	22 968	14 011
071 COFFEE,COFFEE SUBSTITUTE	259	72	42	716 ROTATING ELECTRIC PLANT	149	378	230
573 POLYMERS,VINYL CHLORIDE	1 800	173	108	724 TEXTILE,LEATHER MACHINES	118	170	101
EXPORTS	138	544	327	725 PAPER,PULP MILL MACHINES	51	453	274
728 OTH.MACH,PTS,SPCL INDUST	37	98	59	727 FOOD-PROCESS.MCH.NON DOM	40	184	114
748 TRANSMISSIONS SHAFTS ETC	5	50	30	728 OTH.MACH,PTS,SPCL INDUST	2 313	2 695	1 636
772 ELEC.SWITCH.RELAY.CIRCUIT	4	50	30	731 METAL REMOVAL WORK TOOLS	44	218	128
MEXICO				735 PARTS,NES,FOR MACH-TOOLS	6	200	122
IMPORTS	4 013 579	799 661	483 335	737 METALWORKING MACHNRY NES	2	112	65
054 VEGETABLES	14 088	4 255	2 578	741 HEATING,COOLING EQUIP,PART	1 965	2 893	1 741
				742 PUMPS FOR LIQUIDS,PARTS	853	1 147	693
				743 PUMPS NES,CENTRIFUGS ETC	118	540	317
				745 OTH.NONELEC MCH,TOOL,NES	14	78	47
				746 BALL OR ROLLER BEARINGS	187	203	123
				747 TAPS,COCKS,VALVES,ETC.	28	209	121
				748 TRANSMISSIONS SHAFTS ETC	403	751	455
				749 NON-ELECT MACH.PARTS,ETC	142	837	566
				751 OFFICE MACHINES	4 406	15 206	9 160
				752 AUTOMATC.DATA PROC.EQUIP	424	6 363	3 871
				759 PARTS,FOR OFFICE MACHINS	120	3 563	2 146
				762 RADIO-BROADCAST RECEIVER	428	7 313	4 489
				763 SOUND RECORDER,PHONOGRPH	23	139	81
				764 TELECOMM.EQUIP,PARTS NES	3 347	8 827	5 363

7 IMPORTS AND EXPORTS (SPECIAL TRADE) BY COUNTRIES OF PRODUCTION AND CONSUMPTION AND BY GROUPS OF THE SITC-REV. III 1993

GROUP DESCRIPTION	DT = 100 KG	1 000 DM	1 000 \$	GROUP DESCRIPTION	DT = 100 KG	1 000 DM	1 000 \$
771 ELECT POWER MACHNY.PARTS	203	978	591	611 LEATHER	40	249	148
772 ELEC SWITCH.RELAY.CIRCUIT	1 365	17 820	10 747	612 MANUFACT. LEATHER ETC.NES	25	237	143
773 ELECTR DISTRIB.EQPT NES	1 662	9 176	5 510	621 MATERIALS OF RUBBER	8 051	41 384	24 940
775 DOM.ELEC.NON-ELEC.EQUIPT	3 783	5 754	3 482	625 RUBBER TYRES,TUBES,ETC.	1 328	1 372	835
776 TRANSISTORS,VALVES,ETC.	32	6 218	3 749	629 ARTICLES OF RUBBER, NES	27 882	46 066	27 848
778 ELECTRIC.MACH.APPART.NES	4 065	16 366	9 722	633 CORK MANUFACTURES	238	2 545	1 541
781 PASS.MOTOR VEHCLS.EX.BUS	1 883	3 914	2 368	634 VENEERS, PLYWOOD, ETC.	7 097	1 557	926
784 PARTS,TRACTORS,MOTOR VEH	101 957	74 970	45 433	635 WOOD MANUFACTURES, NES	449	282	167
785 CYCLES,MOTORCYCLES ETC.	96	55	33	641 PAPER AND PAPERBOARD	51 992	15 287	9 193
792 AIRCRAFT,ASSOCTD.EQUIPNT	7	808	490	642 PAPER,PAPERBOARD,CUT ETC	7 583	6 563	3 954
813 LIGHTING FIXTURES ETC.NES	1 666	770	473	651 TEXTILE YARN	1 729	1 874	1 121
821 FURNITURE,CUSHIONS,ETC.	680	427	258	652 COTTON FABRICS, WOVEN	116	428	250
831 TRUNK,SUIT-CASES,BAG,ETC	73	468	284	653 FABRICS,MAN-MADE FIBRES	2 029	9 105	5 485
841 MENS,BOYS CLOTHNG,X-KNIT	388	1 228	759	654 OTH.TEXTILE FABRIC,WOVEN	32	292	175
842 WOMEN,GIRL CLOTHNG,XKNIT	643	2 003	1 202	655 KNIT.CROCHET.FABRIC NES	294	1 101	671
844 WOMEN,GIRLS CLOTHNG.KNIT	95	538	359	656 TULLE,LACE,EMBROIDRY.ETC	855	1 898	1 155
845 OTHR.TEXTILE APPAREL,NES	468	1 267	769	657 SPECIAL YARN,TXTL.FABRIC	2 519	11 881	7 191
846 CLOTHING ACCESSRS,FABRIC	352	466	287	658 TEXTILE ARTICLES NES	203	505	301
848 CLOTHNG,NONTXTL;HEADGEAR	510	1 450	874	659 FLOOR COVERINGS, ETC.	808	1 195	720
851 FOOTWEAR	8 498	37 456	22 622	661 LIME,CEMENT,CONSTR.MATRL	1 119	523	312
871 OPTICAL INSTRUMENTS,NES	77	843	510	662 CLAY,REFRCT.CONSTR.MATRL	80 314	16 380	10 013
872 MEDICAL INSTRUMENTS NES	40	572	348	663 MINERAL MANUFACTURES,NES	11 918	14 425	8 703
874 MEASURE,CONTROL INSTRMNT	170	3 114	1 884	664 GLASS	34 969	6 933	4 181
881 PHOTOGRAPH APPAR.ETC.NES	266	6 605	3 973	665 GLASSWARE	3 939	4 610	2 768
882 PHOTO.CINEMATOPRPH.SUPPL	819	4 218	2 562	666 POTTERY	1 138	2 059	1 240
884 OPTICAL GOODS NES	138	1 295	789	667 PEARLS,PRECIOUS STONES	.	.	.
885 WATCHES AND CLOCKS	62	2 242	1 354	671 PIG IRON,SPIEGELEISN,ETC	2 451	874	528
892 PRINTED MATTER	78	174	105	672 INGOTS ETC.IRON OR STEEL	6 546	452	273
893 ARTICLES,NES,OF PLASTICS	3 467	4 524	2 740	673 FLAT-ROLLED IRON ETC.	1 025 918	80 044	48 388
894 BABY CARRIAGE,TOYS,GAMES	4 545	4 878	2 945	674 FLAT-ROLLED PLATED IRON	301 559	29 852	17 995
895 OFFICE,STATIONERY SUPPLS	483	1 837	1 112	675 FLAT-ROLLED, ALLOY STEEL	271 521	42 190	25 373
896 WORKS OF ART,ANTIQUE ETC	12	158	96	676 IRON,STL.BAR,SHAPES ETC.	88 217	14 463	8 744
897 GOLD,SILVERWARE,JEWEL NES	107	4 325	2 608	677 RAILWAY TRACK IRON,STEEL	751	152	92
898 MUSICAL INSTRUMENTS,ETC.	4 219	8 847	5 308	678 WIRE OF IRON OR STEEL	10 561	3 618	2 172
899 MISC MANUFCTRD GOODS NES	7 948	9 299	5 622	679 TUBES,PIPES,ETC.IRON,STL	94 271	23 307	14 101
961 COIN NONGOLD NONCURRENT	11	1 091	662	681 SILVER,PLATINUM,ETC.	51	1 793	1 064
972 MONETARY GOLD,GOLD COINS		258	159	682 COPPER	3 243	2 695	1 625
EXPORTS	5 234 975	4 306 433	2 602 556	683 NICKEL	1 060	2 523	1 539
001 LIVE ANIMALS	175	2 099	1 267	684 ALUMINIUM	18 857	12 072	7 316
022 MILK AND CREAM	273 784	78 068	48 030	685 LEAD	102	96	60
024 CHEESE AND CURD	20 375	6 466	3 847	687 TIN	68	80	48
037 FISH ETC.PREPD,PRSTD,NES	99	74	45	689 MISC.NON-FERR.BASE METAL	62	284	171
047 OTHER CEREAL MEAL, FLOURS	2 095	195	121	691 METALLIC STRUCTURES NES	6 015	5 351	3 284
048 CEREAL PREPARATIONS	1 547	614	371	692 CONTAINERS, STORAGE, TRNSP	7 099	15 462	9 360
054 VEGETABLES	326	321	188	693 WIRE PRODUCTS EXCL.ELECT	4 076	7 755	4 688
057 FRUIT,NUTS EXCL.OIL NUTS	762	447	275	694 NAILS,SCREWS,NUTS,ETC.	59 161	51 938	31 453
058 FRUIT,PRESERVED,PREPARED	1 947	1 088	652	695 TOOLS	9 372	30 822	18 572
061 SUGARS,MOLASSES,HONEY	1 449	297	179	696 CUTLERY	589	4 056	2 442
062 SUGAR CONFECTIONERY	90	113	68	697 HOUSEHOLD EQUIPMENT,NES	1 827	2 835	1 710
073 CHOCOLATE,OTH.COCOA PREP	1 120	1 433	868	699 MANUFACTS.BASE METAL,NES	100 281	141 925	85 830
075 SPICES	711	342	210	CPL IND PLANT (84/85/87)	14 557	147 816	89 869
081 ANIMAL FEED STUFF	17 645	8 760	5 300	711 STEAM GENER.BUILDERS,ETC.	706	1 912	1 157
098 EDIBLE PROD.PREPRTS,NES	2 715	3 373	2 047	712 STEAM TURBINES	137	5 606	3 414
111 NON-ALCOHOL.BEVERAGE,NES	1 562	237	146	713 INTRNL COMBUS PSTN ENGIN	54 802	192 107	116 239
112 ALCOHOLIC BEVERAGES	19 596	5 139	3 122	714 ENGINES,MOTORS NON-ELECT	86	14 542	8 554
222 OILSEED(SFT.FIX VEG.OIL)	472 540	14 520	8 718	716 ROTATING ELECTRIC PLANT	7 968	21 218	12 640
232 SYNTHETIC RUBBER, ETC.	4 188	1 241	754	718 OTH.POWR.GENRTNG.MACHNRY	406	2 339	1 420
245 FUEL WOOD, WOOD CHARCOAL	111	67	41	721 AGRIC.MACHINES,EX.TRACTR	918	2 098	1 250
251 PULP AND WASTE PAPER	6 488	1 215	735	723 CIVIL ENGINEERING EQUIPT	5 896	14 178	8 476
263 COTTON	532	106	65	724 TEXTILE,LEATHER MACHINES	34 961	137 714	83 039
266 SYNTHETIC FIBRES	9 211	3 180	1 927	725 PAPER,PULP MILL MACHINES	4 463	18 586	11 112
267 OTHER MAN-MADE FIBRES	438	226	138	726 PRINTNG,BOOKBINDNG MACHS	12 953	71 628	43 387
273 STONE, SAND AND GRAVEL	1 221	72	45	727 FOOD-PROCESS.MCH.NON DOM	3 269	15 759	9 516
274 SULPHUR,UNRSTD.IRON PYRS	690	120	74	728 OTH.MACH.PTS,SPCL INDUST	38 035	127 654	77 352
278 OTHER CRUDE MINERALS	65 002	857	514	731 MACH-TOOLS,METAL-WORKING	8 397	23 100	13 921
285 ALUMINIUM ORE,CONCTR.ETC	6 825	375	226	733 MACH-TOOLS, FOR MACH-TOOLS	8 301	26 389	16 032
291 CRUDE ANIMAL MATERIALS,NES	8	89	56	735 PARTS,NES, FOR MACH-TOOLS	2 114	20 468	12 265
292 CRUDE VEG.MATERIALS, NES	3 626	3 510	2 121	737 METALWORKING MACHNRY NES	2 853	16 968	10 179
334 PETROLEUM PRODUCTS	3 009	1 991	1 194	741 HEATING,COOLNG EQUIP.PART	12 564	47 513	28 601
335 RESIDUAL PETROL PRODUCTS	6 302	1 241	755	742 PUMPS FOR LIQUIDS,PARTS	16 554	58 544	35 435
411 ANIMAL OILS AND FATS	981	3 600	2 151	743 PUMPS NES,CENTRIFUGS ETC	19 190	68 476	41 430
421 FIXED VEG.FAT,OILS, SOFT	286 063	21 126	12 751	744 MECHANICAL HANDLING EQUIP	20 837	46 059	27 822
422 FIXED VEG.FAT,OILS,OTHER	376	59	37	745 OTH.NONELEC MCH,TOOL,NES	26 880	130 610	78 543
431 ANIMAL,VEG.FATS,OILS,NES	887	287	177	746 BALL OR ROLLER BEARINGS	2 988	8 569	5 167
511 HYDROCARBONS,NES,DERIVTS	48 956	4 096	2 467	747 TAPS,COCKS,VALVES,ETC.	4 877	31 164	18 917
512 ALCOHOL,PHENOL,ETC.DERIV	37 175	8 176	4 920	748 TRANSMISSIONS SHAFTS ETC	37 524	50 246	30 405
513 CARBOXYLIC ACIDS,DERIVTS	50 358	14 815	8 928	749 NON-ELECT MACH.PARTS,ETC	5 167	35 708	21 488
514 NITROGEN-FUNCT.COMPOUNDS	20 453	39 337	23 839	751 OFFICE MACHINES	4 450	10 371	6 267
515 ORGANO-INORGANIC COMPNDS	22 713	73 412	44 434	752 AUTOMATC.DATA PROC.EQUIP	823	12 802	7 702
516 OTHER ORGANIC CHEMICALS	10 018	10 695	6 436	753 PARTS, FOR OFFICE MACHINS	5 889	33 875	20 325
522 INORGANIC CHEM.ELEMENTS	51 326	10 209	6 161	761 TELEVISION RECEIVERS ETC	6	103	61
523 METAL.SALTS,INORGAN.ACID	90 486	10 517	6 370	762 RADIO-BROADCAST RECEIVER	4	74	43
524 OTHER CHEMICAL COMPOUNDS	735	438	264	763 SOUND RECORDER,PHONOGRPH	265	2 322	1 395
525 RADIO-ACTIVE MATERIALS		83	50	764 TELECOMM.EQUIP.PARTS NES	4 378	66 240	39 987
531 SYNTH.COLOURS,LAKES,ETC.	14 555	32 412	19 596	771 ELECT POWER MACHNY.PARTS	845	4 513	2 735
532 DYEING,TANNING MATERIALS	987	687	411	772 ELEC SWITCH.RELAY.CIRCUIT	21 115	125 303	76 018
533 PIGMENTS, PAINTS, ETC.	20 817	18 686	11 304	773 ELECTR DISTRIB.EQPT NES	9 851	35 312	21 290
541 MEDICINES,ETC.EXC.GRPS42	14 661	84 344	50 851	774 ELECTRO-MEDCL,XRAY EQUIP	657	16 630	10 033
542 MEDICAMENTS	3 862	30 268	18 290	775 DOM.ELEC.NON-ELEC.EQUIPT	3 936	9 019	5 436
551 ESSENTL.OIL,PERFUME,FLAVR	753	2 526	1 517	776 TRANSISTORS,VALVES,ETC.	353	5 936	3 614
553 PERFUMERY,COSMETICS,ETC.	1 618	6 386	3 842	778 ELECTRIC.MACH.APPART.NES	35 707	102 751	62 099
554 SOAP,CLEANERS,POLISH,ETC.	12 996	6 921	4 188	781 PASS.MOTOR VEHCLS.EX.BUS	10 320	57 068	34 463
562 FERTILIZER,EXCEPT GRP272	692	134	81	782 GOODS,SPCL TRANSPORT VEH	1 631	5 200	3 160
571 POLYMERS OF ETHYLENE	12 954	1 864	1 130	784 PARTS,TRACTORS,MOTOR VEH	338	914	563
572 POLYMERS OF STYRENE	11 722	3 532	2 137	785 CYCLES,MOTORCYCLES ETC.	536 462	750 931	453 712
573 POLYMERS,VINYL CHLORIDE	14 887	3 600	2 197	786 TRAILERS,SEMI-TRAILR,ETC	432	2 182	1 319
574 POLYACETAL,POLYCARBONATE	7 292	4 541	2 736	791 RAILWAY VEHICLES.EQUIPNT	1 983	4 189	2 518
575 OTH.PLASTIC,PRIMARY FORM	65 552	28 649	17 337	792 AIRCRAFT,ASSOCTD.EQUIPNT	9	683	413
581 PLASTIC TUBE,PIPE,HOSE	7 691	8 026	4 848	793 SHIP,BOAT,FLOAT.STRUCTRS	40	440	257
582 PLASTIC PLATE,SHEETS,ETC	16 484	15 613	9 461	800 CPL IND PLANT CHAP 90/94	136	7 267	4 261
583 MONOFILAMENT OF PLASTICS	1 968	2 811	1 704	813 LIGHTING FIXTURES ETC.NES	592	4 169	2 514
591 INSECTICIDES, ETC.	11 300	21 532	13 011	821 FURNITURE,CUSHIONS,ETC.	30 789	26 028	15 702
592 STARCHES,INULIN,ETC.	46 246	15 146	9 164	831 TRUNK,SUIT-CASES,BAG,ETC	168	655	394
597 PREPRD ADDITIVES,LIQUIDS	5 465	3 215	1 940	841 MENS,BOYS CLOTHNG,X-KNIT	394	7 809	4 730
598 MISC.CHEMICAL PRODS.NES	49 922	32 221	19 463	842 WOMEN,GIRL CLOTHNG,XKNIT	161	5 383	3 255
600 CPL IND PLANT CHAP 69-76	11 172	16 370	9 975	843 MENS,BOYS CLOTHNG.KNIT	19	85	51
				844 WOMEN,GIRLS CLOTHNG.KNIT	25	319	191

7 IMPORTS AND EXPORTS (SPECIAL TRADE) BY COUNTRIES OF PRODUCTION AND CONSUMPTION AND BY GROUPS OF THE SITC-REV. III 1993

GROUP DESCRIPTION	DT = 100 KG	1 000 DM	1 000 \$	GROUP DESCRIPTION	DT = 100 KG	1 000 DM	1 000 \$
845 OTHR.TEXTILE APPAREL,NES	70	1 484	891	286 SYNTHETIC FIBRES	441	99	61
846 CLOTHING ACCESSRS,FABRIC	13	248	148	278 OTHER CRUDE MINERALS	7 807	121	71
848 CLOTHNG,NONXTXL;HEADGEAR	40	539	324	292 CRUDE VEG.MATERIALS, NES	553	563	342
851 FOOTWEAR	178	880	526	334 PETROLEUM PRODUCTS	1 457	203	124
871 OPTICAL INSTRUMENTS,NES	380	6 020	3 655	335 RESIDUAL PETROL,PRODUCTS	33 909	3 520	2 134
872 MEDICAL INSTRUMENTS NES	1 605	27 780	18 817	411 ANIMAL OILS AND FATS	118	129	77
873 METERS,COUNTERS,NES	273	3 957	2 401	431 ANIMAL,VEG.FATS,OILS,NES	987	200	121
874 MEASURE,CONTROL INSTRMNT	6 632	132 620	80 247	511 HYDROCARBONS,NES,DERIVTS	484	195	116
881 PHOTOGRAPH APPAR,ETC,NES	417	6 597	3 976	512 ALCOHOL,PHENDL,ETC,DERIV	2 110	684	412
882 PHOTO,CINEMATOGRPH.SUPPL	9 132	13 638	8 277	513 CARBOXYLIC ACIDS,DERIVTS	2 614	852	520
884 OPTICAL GOODS NES	8	2 790	1 684	514 NITROGEN-FUNCT.COMPOUNDS	4 996	3 479	2 086
885 WATCHES AND CLOCKS	315	4 044	2 441	515 ORGANO-INORGANIC COMPNDS	1 835	6 106	3 703
891 ARMS AND AMMUNITION	45	672	403	516 OTHER ORGANIC CHEMICALS	992	1 293	776
892 PRINTED MATTER	5 740	8 499	5 116	522 INORGANIC CHEM.ELEMENTS	2 238	864	525
893 ARTICLES,NES,OF PLASTICS	20 082	38 643	23 330	523 METAL.SALTS,INORGAN.ACID	14 465	1 305	785
894 BABY CARRIAGE,TOYS,GAMES	7 642	8 924	5 397	524 OTHER CHEMICAL COMPOUNDS	3 116	304	185
895 OFFICE,STATIONERY SUPPLS	1 367	10 255	6 200	531 SYNTH.COLOURS,LAKES,ETC.	1 378	4 533	2 742
896 WORKS OF ART,ANTIQUE ETC	31	2 428	1 439	532 DYEING,TANNING MATERIALS	1 502	271	163
897 GOLD,SILVERWARE,JEWEL NES	5	4 429	2 683	533 PIGMENTS,PAINTS,ETC.	3 188	2 745	1 648
898 MUSICAL INSTRUMENTS,ETC.	5 283	12 439	7 519	541 MEDICINES,ETC.EXC.GRPS42	687	4 759	2 893
899 MISC MANUFCTRD GOODS NES	1 075	7 441	4 504	542 MEDICAMENTS	744	4 475	2 706
941 COMPL IND PLANT CHAPT 99	4 964	25 608	15 455	551 ESSNTL.OIL,PERFUME,FLAVR	374	1 334	809
961 COIN,NONGOLD,NONCURRENT	393	580	338	553 PERFUMERY,COSMETICS,ETC.	389	236	174
971 GOLD,NONMONTY EXCL ORES		163	99	554 SOAP,CLEANERS,POLISH,ETC	5 015	1 762	1 060
972 MONETARY GOLD,GOLD COINS		289	175	562 FERTILIZER,EXCEPT GRP272	125 490	2 781	1 645
BERMUDA				572 POLYMERS OF STYRENE	1 943	312	187
IMPORTS	42 384	1 778	1 086	573 POLYMERS,VINYL CHLORIDE	1 648	445	269
112 ALCOHOLIC BEVERAGES	420	335	204	574 POLYACETAL,POLYCARBONATE	1 193	352	216
334 PETROLEUM PRODUCTS	41 753	1 178	726	575 OTH.PLASTIC,PRIMARY FORM	8 647	2 339	1 408
EXPORTS	24 042	69 157	40 663	581 PLASTIC TUBE,PIPE,HOSE	70	268	157
111 NON-ALCOHOL.BEVERAGE,NES	449	67	40	582 PLASTIC PLATE,SHEETS,ETC	444	410	248
112 ALCOHOLIC BEVERAGES	9 868	1 563	945	591 INSECTICIDES,ETC.	4 130	6 409	3 895
553 PERFUMERY,COSMETICS,ETC.	170	137	83	592 STARCHES,INULIN,ETC.	469	379	227
597 PREPRD ADDITIVES,LIQUIDS	167	97	58	597 PREPRD ADDITIVES,LIQUIDS	228	87	50
641 PAPER AND PAPERBOARD	1 049	180	109	598 MISC.CHEMICAL PRDCTS,NES	4 287	2 949	1 783
642 PAPER,PAPERBOARD,CUT ETC	503	114	69	625 RUBBER TYRES,TUBES,ETC.	544	86	40
665 GLASSWARE	75	154	92	629 ARTICLES OF RUBBER, NES	219	631	374
666 POTTERY	133	696	425	641 PAPER AND PAPERBOARD	5 729	2 290	1 369
696 CUTLERY	3	59	32	642 PAPER,PAPERBOARD,CUT ETC	473	464	277
726 PRINTNG,BOOKBINDNG MACHS	60	435	256	651 TEXTILE YARN	778	772	468
741 HEATNG,COOLNG EQUIP,PART	41	262	160	652 COTTON FABRICS, WOVEN	13	68	41
742 PUMPS FOR LIQUIDS,PARTS	57	320	198	653 FABRICS,MAN-MADE FIBRES	104	305	179
743 PUMPS NES,CENTRIFUGS ETC	129	209	122	654 OTH.TEXTILE FABRIC,WOVEN	37	61	38
744 MECHANICAL HANDLING EQUIP	226	415	257	657 SPECIAL YARN,TXTL.FABRIC	481	426	262
747 TAPS,COCKS,VALVES,ETC.	19	90	55	658 TEXTILE ARTICLES NES	26	75	45
764 TELECOMM.EQUIP.PARTS NES	3	88	56	662 CLAY,REFRCT.CONSTR.MATRL	7 428	994	595
781 PASS.MOTOR VEHCLS.EX.BUS	86	215	129	663 MINERAL MANUFACTURES,NES	1 413	1 489	893
786 TRAILERS,SEMI-TRAIL,ETC	2 263	2 401	1 440	664 GLASS	3 539	399	240
793 SHIP,BOAT,FLOAT,STRUCTRS	7 666	57 377	33 564	665 GLASSWARE	538	512	311
821 FURNITURE,CUSHIONS,ETC.	143	671	407	666 POTTERY	59	125	74
831 TRUNK,SUIT-CASES,BAG,ETC	33	643	390	673 FLAT-ROLLED IRON ETC.	74 343	4 829	2 897
842 WOMEN,GIRL CLOTHING,XKNIT	5	167	96	674 FLAT-ROLLED PLATED IRON	16 614	2 194	1 291
845 OTHR.TEXTILE APPAREL,NES	1	58	34	675 FLAT-ROLLED,ALLOY STEEL	403	144	85
851 FOOTWEAR	23	139	83	676 IRON,STL.BAR,SHAPES ETC.	35 135	1 702	1 037
882 PHOTO,CINEMATOGRPH.SUPPL	22	70	42	679 TUBES,PIPES,ETC.IRON,STL	306	287	174
885 WATCHES AND CLOCKS	9	67	39	682 COPPER	865	400	239
893 ARTICLES,NES,OF PLASTICS	60	70	43	683 NICKEL	42	132	79
895 OFFICE,STATIONERY SUPPLS	1	71	42	684 ALUMINIUM	904	641	383
897 GOLD,SILVERWARE,JEWEL NES		1 594	971	692 CONTAINERS,STORAGE,TRNSP	797	1 403	825
GUATEMALA				694 NAILS,SCREWS,NUTS,ETC.	282	264	150
IMPORTS	521 821	136 975	82 471	695 TOOLS	967	1 781	1 059
054 VEGETABLES	41 862	10 583	6 376	696 CUTLERY	71	308	188
057 FRUIT,NUTS EXCL.OIL NUTS	38 053	5 568	3 325	697 HOUSEHOLD EQUIPMENT,NES	153	176	106
058 FRUIT,PRESERVED,PREPARED	5 183	980	589	699 MANUFACTS.BASE METAL,NES	1 035	1 013	606
061 SUGARS,MOLASSES,HONEY	65 238	3 694	2 242	713 INTRNL COMBUS PSTN ENGIN	188	541	320
071 COFFEE,COFFEE SUBSTITUTE	291 606	80 989	48 814	716 ROTATING ELECTRIC PLANT	49	179	105
075 SPICES	2 097	1 487	893	718 OTH.POWR.GENRTNG.MACHNRY	203	1 580	951
121 TOBACCO, UNMANUFACTURED	16 268	13 458	8 020	721 AGRIC.MACHINES,EX.TRACTR	11	103	61
222 OILSEED(SFT.FTX VEG.OIL)	26 550	4 731	2 860	722 TRACTORS	852	551	339
248 WOOD, SIMPLY WORKED	558	135	82	723 CIVIL ENGINEERING EQUIPT	711	760	470
263 COTTON	14 837	715	419	724 TEXTILE,LEATHER MACHINES	2 423	8 685	5 287
292 CRUDE VEG.MATERIALS, NES	14 830	9 868	5 993	725 PAPER,PULP MILL MACHINES	1 102	2 452	1 507
551 ESSNTL.OIL,PERFUME,FLAVR	35	136	82	726 PRINTNG,BOOKBINDNG MACHS	1 032	5 731	3 444
598 MISC.CHEMICAL PRDCTS,NES	2 545	102	63	727 FOOD-PROCESS.MCH.NON DOM	1 372	3 648	2 149
635 WOOD MANUFACTURES, NES	144	82	54	728 OTH.MACH,PTS,SPCL INDUST	585	1 507	922
642 PAPER,PAPERBOARD,CUT ETC	141	179	109	731 METAL REMOVAL WORK TOOLS	288	175	104
658 TEXTILE ARTICLES NES	61	255	151	733 MACH-TOOLS,METAL-WORKING	220	921	572
663 MINERAL MANUFACTURES,NES	119	126	76	735 PARTS,NES,FOR MACH-TOOLS	65	362	218
665 GLASSWARE	227	151	92	737 METALWORKING MACHNRY NES	8	99	59
831 TRUNK,SUIT-CASES,BAG,ETC	74	296	179	741 HEATING,COOLNG EQUIP,PART	377	799	484
841 MENS,BOYS CLOTHING,X-KNIT	177	601	357	742 PUMPS FOR LIQUIDS,PARTS	29	368	219
842 WOMEN,GIRL CLOTHING,XKNIT	84	507	306	743 PUMPS NES,CENTRIFUGS ETC	191	723	431
843 MENS,BOYS CLOTHING,KNIT	13	58	71	744 MECHANICAL HANDLING EQUIP	1 726	2 180	1 287
844 WOMEN,GIRLS CLOTHING,KNIT	23	87	51	745 OTH.NONELEC MCH.TOOL,NES	766	6 390	3 829
845 OTHR.TEXTILE APPAREL,NES	37	191	108	747 TAPS,COCKS,VALVES,ETC.	149	1 027	617
846 CLOTHING ACCESSRS,FABRIC	62	279	166	748 TRANSMISSIONS,SHAFTS ETC	119	488	296
848 CLOTHNG,NONXTXL;HEADGEAR	37	121	71	749 NON-ELECT MACH.PARTS,ETC	219	634	378
894 BABY CARRIAGE,TOYS,GAMES	46	334	197	751 OFFICE MACHINES	113	509	310
899 MISC MANUFCTRD GOODS NES	9	79	45	752 AUTOMATC.DATA PROC.EQUIP	13	330	193
EXPORTS	422 836	156 594	94 305	759 PARTS,FOR OFFICE MACHINS	25	129	81
001 LIVE ANIMALS	17	401	247	764 TELECOMM.EQUIP.PARTS NES	131	1 313	792
022 MILK AND CREAM	150	48	30	771 ELECT POWER MACHNRY,PARTS	52	202	119
056 VEGETABLES,PRPD,PRSD,NES	55	105	63	772 ELEC.SWITCH.RELAY.CIRCUT	775	6 206	3 702
081 ANIMAL FEED STUFF	770	1 018	616	773 ELECTR DISTRIBT.EQPT NES	755	574	345
098 EDIBLE PROD.PREPRTS,NES	76	52	30	774 ELECTRO-MEDCL,XRAY EQUIP	7	421	256
111 NON-ALCOHOL.BEVERAGE,NES	302	59	36	778 ELECTRIC.MACH.APPART,NES	672	2 454	1 482
112 ALCOHOLIC BEVERAGES	1 161	294	180	781 PASS.MOTOR VEHCLS.EX.BUS	3 626	9 019	5 448
232 SYNTHETIC RUBBER, ETC.	1 094	429	261	782 GOODS,SPCL TRANSPORT VEH	447	84	50
				784 PARTS,TRACTORS,MOTOR VEH	975	2 704	1 625
				785 CYCLES,MOTORCYCLES ETC.	44	111	65
				786 TRAILERS,SEMI-TRAIL,ETC	225	233	138
				813 LIGHTNG FIXTURES ETC,NES	53	178	109
				821 FURNITURE,CUSHIONS,ETC.	931	875	523
				846 CLOTHING ACCESSRS,FABRIC	5	53	32
				872 MEDICAL INSTRUMENTS NES	40	954	578
				874 MEASURE,CONTROL INSTRMNT	117	1 850	1 106
				882 PHOTO,CINEMATOGRPH.SUPPL	131	284	174
				884 OPTICAL GOODS NES		83	50

7 IMPORTS AND EXPORTS (SPECIAL TRADE) BY COUNTRIES OF PRODUCTION AND CONSUMPTION AND BY GROUPS OF THE SITC-REV. III 1993

GROUP DESCRIPTION	DT = 100 KG	1 000 DM	1 000 \$	GROUP DESCRIPTION	DT = 100 KG	1 000 DM	1 000 \$
885 WATCHES AND CLOCKS	9	68	42	735 PARTS,NES,FOR MACH-TOOLS	11	153	92
891 ARMS AND AMMUNITION	8	57	33	737 METALWORKING MACHNRY NES	17	189	101
892 PRINTED MATTER	185	327	190	741 HEATING,COOLING EQUIP,PART	292	944	570
893 ARTICLES,NES,OF PLASTICS	425	560	337	743 PUMPS NES,CENTRIFUGS ETC	84	465	275
894 BABY CARRIAGE,TOYS,GAMES	57	271	160	744 MECHANICAL HANDLING EQUIP	61	187	113
895 OFFICE,STATIONERY SUPPLS	328	1 499	899	745 OTH.NONELEC MCH,TOOL,NES	112	1 142	694
897 GOLD,SILVERWARE,JEWEL NES	53	53	31	748 TRANSMISSIONS SHAFTS ETC	75	194	110
898 MUSICAL INSTRUMENTS,ETC.	37	153	90	749 NON-ELECT MACH,PARTS,ETC	32	122	70
899 MISC MANUFCTRD GOODS NES	103	434	264	751 OFFICE MACHINES	48	85	52
BELIZE				752 AUTOMATC.DATA PROC.EQUIP	15	259	158
IMPORTS	11 156	3 831	2 310	759 PARTS,FOR OFFICE MACHINS	2	111	66
059 FRUIT, VEGETABLE JUICES	10 706	3 449	2 082	764 TELECOMM.EQUIP,PARTS NES	2 498	24 032	14 287
551 ESSNTL.OIL,PERFUME,FLAVR	346	86	52	771 ELECT POWER MACHNRY,PARTS	24	62	37
851 FOOTWEAR	46	176	104	772 ELECT SWITCH,RELAY,CIRCUT	270	2 612	1 564
EXPORTS	4 243	3 581	2 168	773 ELECTR DISTRIBT.EQPT NES	92	422	254
582 PLASTIC PLATE,SHEETS,ETC	165	237	145	774 ELECTRO-MEDCL,XRAY EQUIP	34	71	42
591 INSECTICIDES, ETC.	183	513	315	778 ELECTRIC.MACH.APPART.NES	28	160	99
662 CLAY,REFRCT.CONSTR.MATRL	143	101	59	781 PASS.MOTOR VEHCLS.EX.8US	212	720	430
699 MANUFACTS.BASE METAL,NES	36	70	40	784 PARTS,TRACTORS,MOTOR VEH	128	642	384
723 CIVIL ENGINEERING EQUIPT	2	54	33	786 TRAILERS,SEMI-TRAILR,ETC	35	60	37
728 OTH.MACH,PTS,SPCL INDUST	29	134	81	793 SHIP,BOAT,FLOAT.STRUCTRS	10 000	1 036	604
744 MECHANICAL HANDLING EQUIP	117	586	356	872 MEDICAL INSTRUMENTS NES	33	313	189
745 OTH.NONELEC MCH,TOOL,NES	116	839	511	874 MEASURE,CONTROL INSTRMNT	41	1 135	677
793 SHIP,BOAT,FLOAT.STRUCTRS	2 820	490	288	893 ARTICLES,NES,OF PLASTICS	103	198	121
893 ARTICLES,NES,OF PLASTICS	206	83	50	895 OFFICE,STATIONERY SUPPLS	137	434	262
HONDURAS				897 GOLD,SILVERWARE,JEWEL NES		89	55
IMPORTS	1 989 729	197 982	120 092	899 MISC MANUFCTRD GOODS NES	19	61	38
057 FRUIT,NUTS EXCL.OIL NUTS	1 645 432	133 377	80 929	961 COIN NONGOLD NONCURRENT	925	890	546
058 FRUIT,PRESERVED,PREPARED	15 246	2 549	1 546	EL SALVADOR			
059 FRUIT, VEGETABLE JUICES	243	75	46	IMPORTS	446 783	117 698	70 609
071 COFFEE,COFFEE SUBSTITUTE	197 162	46 882	28 430	057 FRUIT,NUTS EXCL.OIL NUTS	1 479	394	239
072 COCOA	508	94	57	061 SUGARS,MOLASSES,HONEY	11 528	2 313	1 392
121 TOBACCO, UNMANUFACTURED	1 007	924	557	071 COFFEE,COFFEE SUBSTITUTE	420 126	110 256	66 112
122 TOBACCO, MANUFACTURED	144	1 344	814	222 OILSEED(SFT.FIX VEG.OIL)	9 990	1 608	974
222 OILSEED(SFT.FIX VEG.OIL)	333	60	37	263 COTTON	1 221	146	88
248 WOOD, SIMPLY WORKED	5 310	608	368	292 CRUDE VEG.MATERIALS, NES	260	336	204
287 ORE,CONCENTR.BASE METALS	91 778	3 225	1 938	642 PAPER,PAPERBOARD,CUT ETC	348	402	243
292 CRUDE VEG.MATERIALS, NES	880	647	393	651 TEXTILE YARN	635	333	206
541 MEDICINES,ETC.EXC.GRPS42	320	305	188	653 FABRICS,MAN-MADE FIBRES	95	69	42
598 MISC.CHEMICAL PRODS,NES	27 112	3 338	2 024	657 SPECIAL YARN,TXTL.FABRIC	65	99	60
635 WOOD MANUFACTURES, NES	525	112	70	658 TEXTILE ARTICLES NES	366	672	410
784 PARTS,TRACTORS,MOTOR VEH	57	400	241	666 POTTERY	24	62	36
821 FURNITURE,CUSHIONS,ETC.	2 398	2 386	1 441	695 TOOLS	293	266	163
845 OTHR.TEXTILE APPAREL,NES	746	1 373	841	778 ELECTRIC.MACH.APPART.NES	3	146	87
EXPORTS	100 159	68 665	41 172	874 MEASURE,CONTROL INSTRMNT	1	108	67
022 MILK AND CREAM	10 362	2 758	1 671	899 MISC MANUFCTRD GOODS NES	20	58	35
054 VEGETABLES	37	57	36	EXPORTS	192 931	91 606	55 244
098 EDIBLE PRDQ.PREPRTNS,NES	185	147	87	061 SUGARS,MOLASSES,HONEY	382	72	45
112 ALCOHOLIC BEVERAGES	389	54	32	075 SPICES	116	50	30
232 SYNTHETIC RUBBER, ETC.	845	333	199	081 ANIMAL FEED STUFF	861	768	466
278 OTHER CRUDE MINERALS	6 399	236	140	112 ALCOHOLIC BEVERAGES	734	158	94
334 PETROLEUM PRODUCTS	714	107	66	232 SYNTHETIC RUBBER, ETC.	341	88	53
335 RESIDUAL PETROL,PRODUCTS	1 578	177	108	278 OTHER CRUDE MINERALS	15 667	86	50
512 ALCOHOL,PHENOL,ETC.DERIV	413	157	94	292 CRUDE VEG.MATERIALS, NES	115	116	67
513 CARBOXYLIC ACIDS,DERIVTS	801	216	131	334 PETROLEUM PRODUCTS	2 094	304	182
514 NITROGEN-FUNCT.COMPOUNDS	304	140	86	335 RESIDUAL PETROL,PRODUCTS	3 695	381	229
515 ORGANO-INORGANIC COMPNDS	133	156	99	431 ANIMAL,VEG.FATS,OILS,NES	991	208	128
516 OTHER ORGANIC CHEMICALS	82	127	74	511 HYDROCARBONS,NES,DERIVTS	927	121	72
522 INORGANIC CHEM.ELEMENTS	2 836	359	217	512 ALCOHOL,PHENOL,ETC.DERIV	527	270	162
523 METAL.SALTS,INORGAN.ACID	4 977	296	179	513 CARBOXYLIC ACIDS,DERIVTS	2 822	596	351
531 SYNTH.COLOURS,LAKES,ETC.	290	833	505	514 NITROGEN-FUNCT.COMPOUNDS	547	1 361	826
532 DYEING,TANNING MATERIALS	1 390	173	106	515 ORGANO-INORGANIC COMPNDS	358	5 965	3 648
533 PIGMENTS,PAINTS,ETC.	1 194	586	350	516 OTHER ORGANIC CHEMICALS	391	566	349
541 MEDICINES,ETC.EXC.GRPS42	262	1 412	856	522 INORGANIC CHEM.ELEMENTS	1 947	583	347
542 MEDICAMENTS	218	1 371	828	523 METAL.SALTS,INORGAN.ACID	7 842	630	372
551 ESSNTL.OIL,PERFUME,FLAVR	62	271	162	531 SYNTH.COLOURS,LAKES,ETC.	442	2 074	1 255
553 PERFUMERY,COSMETICS,ETC.	63	106	59	532 DYEING,TANNING MATERIALS	130	68	41
554 SOAP,CLEANERS,POLISH,ETC	863	326	195	533 PIGMENTS,PAINTS,ETC.	2 010	1 865	1 119
562 FERTILIZER,EXCEPT GRP272	296	101	61	541 MEDICINES,ETC.EXC.GRPS42	117	1 635	998
575 OTH.PLASTIC,PRIMARY FORM	581	378	226	542 MEDICAMENTS	533	5 217	3 166
581 PLASTIC TUBE,PIPE,HOSE	13	48	31	551 ESSNTL.OIL,PERFUME,FLAVR	315	938	568
591 INSECTICIDES, ETC.	3 060	6 636	4 028	553 PERFUMERY,COSMETICS,ETC.	154	173	105
592 STARCHES,INULIN,ETC.	661	244	146	554 SOAP,CLEANERS,POLISH,ETC	4 628	1 115	670
598 MISC.CHEMICAL PRODS,NES	933	894	540	562 FERTILIZER,EXCEPT GRP272	503	144	86
642 PAPER,PAPERBOARD,CUT ETC	318	186	111	571 POLYMERS OF ETHYLENE	1 416	233	140
657 SPECIAL YARN,TXTL.FABRIC	30	107	62	572 POLYMERS OF STYRENE	2 717	895	541
662 CLAY,REFRCT.CONSTR.MATRL	5 729	773	473	573 POLYMERS,VINYL CHLORIDE	1 820	491	298
663 MINERAL MANUFACTURES,NES	261	274	168	575 OTH.PLASTIC,PRIMARY FORM	1 921	1 100	662
665 GLASSWARE	58	67	39	581 PLASTIC TUBE,PIPE,HOSE	64	261	156
673 FLAT-ROLLED IRON ETC.	27 318	1 965	1 161	582 PLASTIC PLATE,SHEETS,ETC	297	328	196
674 FLAT-ROLLED PLATED IRON	4 578	389	237	591 INSECTICIDES, ETC.	588	1 389	845
675 FLAT-ROLLED, ALLOY STEEL	207	75	44	592 STARCHES,INULIN,ETC.	235	178	108
684 ALUMINIUM	222	151	88	598 MISC.CHEMICAL PRODS,NES	1 692	1 076	653
691 METALLIC STRUCTURES NES	8	68	41	621 MATERIALS OF RUBBER	114	90	49
692 CONTAINERS,STORAGE,TRNSP	90	120	74	625 RUBBER TYRES,TUBES,ETC.	2 280	287	172
694 NAILS,SCREWS,NUTS,ETC.	35	60	34	629 ARTICLES OF RUBBER, NES	239	441	269
695 TOOLS	422	958	569	635 WOOD MANUFACTURES, NES	132	139	84
696 CUTLERY	22	106	60	641 PAPER AND PAPERBOARD	1 717	522	316
699 MANUFACTS.BASE METAL,NES	582	384	226	657 SPECIAL YARN,TXTL.FABRIC	27	53	32
713 INTRNL COMBUS PSTN ENGIN	18	128	75	662 CLAY,REFRCT.CONSTR.MATRL	5 397	628	384
716 ROTATING ELECTRIC PLANT	104	514	307	663 MINERAL MANUFACTURES,NES	927	918	562
722 TRACTORS	1 575	1 392	859	664 GLASS	441	68	39
723 CIVIL ENGINEERING EQUIPT	105	123	73	665 GLASSWARE	146	80	45
724 TEXTILE,LEATHER MACHINES	232	1 148	683	671 PIG IRON,SPIEGELEISN,ETC	550	63	38
725 PAPER,PULP MILL MACHINES	136	385	233	673 FLAT-ROLLED IRON ETC.	61 294	3 667	2 199
726 PRINTING,BOOKBINDING MACHS	287	1 632	999	674 FLAT-ROLLED PLATED IRON	1 268	111	66
727 FOOD-PROCESS.MCH.NON DOM	46	305	181	675 FLAT-ROLLED, ALLOY STEEL	742	108	67
728 OTH.MACH,PTS,SPCL INDUST	1 058	995	608	676 IRON,STL.BAR,SHAPES ETC.	36 783	2 067	1 259
				679 TUBES,PIPES,ETC. IRON, STL	197	61	35
				682 COPPER	497	534	320
				683 NICKEL	9	51	30
				684 ALUMINIUM	3 274	2 484	1 495
				693 WIRE PRODUCTS EXCL.ELECT	251	128	77

7 IMPORTS AND EXPORTS (SPECIAL TRADE) BY COUNTRIES OF PRODUCTION AND CONSUMPTION AND BY GROUPS OF THE SITC-REV. III 1993

GROUP DESCRIPTION	DT = 100 KG	1 000 DM	1 000 \$	GROUP DESCRIPTION	DT = 100 KG	1 000 DM	1 000 \$
694 NAILS, SCREWS, NUTS, ETC.	754	495	290	874 MEASURE, CONTROL INSTRMNT	11	204	120
695 TOOLS	850	1 415	851	885 WATCHES AND CLOCKS		509	304
696 CUTLERY	56	222	133	892 PRINTED MATTER	37	122	74
697 HOUSEHOLD EQUIPMENT, NES	105	207	125	895 OFFICE, STATIONERY SUPPLS	17	63	40
699 MANUFACTS. BASE METAL, NES	984	611	362				
713 INTRNL COMBUS PSTN ENGIN	452	580	352	COSTA RICA			
716 ROTATING ELECTRIC PLANT	23	121	73				
722 TRACTORS	649	717	440	IMPORTS	3 411 063	397 663	240 279
723 CIVIL ENGINEERING EQUIPT	269	276	168				
724 TEXTILE, LEATHER MACHINES	1 698	6 410	3 866	054 VEGETABLES	893	165	97
725 PAPER, PULP MILL MACHINES	143	423	255	057 FRUIT, NUTS EXCL. OIL NUTS	3 034 472	268 315	161 932
726 PRINTNG, BOOKBINDNG MACHS	371	3 190	1 906	058 FRUIT, PRESERVED, PREPARED	41 432	6 177	3 748
727 FOOD-PROCESS. MCH. NON DOM	22	147	88	059 FRUIT, VEGETABLE JUICES	11 484	2 012	1 214
728 OTH. MACH. PTS, SPCL INDUST	646	1 887	1 147	071 COFFEE, COFFEE SUBSTITUTE	246 656	67 535	40 873
733 MACH-TOOLS, METAL-WORKING	83	260	156	072 COCOA	1 059	299	182
741 HEATING, COOLING EQUIP, PART	143	360	211	248 WOOD, SIMPLY WORKED	161	72	42
742 PUMPS FOR LIQUIDS, PARTS	30	134	76	291 CRUDE ANIMAL MATERLS. NES	6 958	521	316
743 PUMPS NES, CENTRIFUGS ETC	72	343	201	292 CRUDE VEG. MATERIALS, NES	60 957	41 058	24 907
744 MECHANICAL HANDLING EQUIP	54	227	137	523 METAL. SALTS, INORGAN. ACID	70	179	106
745 OTH. NONELEC MCH, TOOL, NES	122	1 145	695	553 PERFUMERY, COSMETICS, ETC.	58	75	43
747 TAPS, COCKS, VALVES, ETC.	16	149	87	612 MANUFACT. LEATHER ETC. NES	93	50	31
748 TRANSMISSIONS SHAFTS ETC	73	302	180	629 ARTICLES OF RUBBER, NES	1 148	636	389
749 NON-ELECT MACH. PARTS, ETC	69	329	197	635 WOOD MANUFACTURES, NES	78	212	129
751 OFFICE MACHINES	55	124	77	659 FLOOR COVERINGS, ETC.	86	253	148
752 AUTOMATC. DATA PROC. EQUIP	5	165	98	684 ALUMINIUM	2 291	1 014	618
764 TELECOMM. EQUIP, PARTS NES	410	6 872	4 137	699 MANUFACTS. BASE METAL, NES	130	68	41
771 ELECT POWER MACHNY. PARTS	47	119	71	735 PARTS, NES, FOR MACH-TOOLS			
772 ELEC. SWITCH. RELAY. CIRCUIT	283	2 333	1 385	737 METALWORKING MACHNRY NES	38	1 007	609
773 ELECTR DISTRIB. EQPT NES	333	435	258	771 ELECT POWER MACHNY. PARTS	3	505	303
774 ELECTRO-MEDCL. XRAY EQUIP	68	1 913	1 149	772 ELEC. SWITCH. RELAY. CIRCUIT	745	4 348	2 637
778 ELECTRIC. MACH. APPART. NES	107	636	2 378	821 FURNITURE, CUSHIONS, ETC.	42	61	36
781 PASS. MOTOR VEHCLS. EX. BUS	1 197	4 125	2 477	841 MENS, BOYS CLOTHNG, X-KNIT	214	1 171	717
784 PARTS, TRACTORS, MOTOR VEH	1 392	1 044	626	897 GOLD, SILVERWARE, JEWEL NES	7	188	110
786 TRAILERS, SEMI-TRAILER, ETC	152	53	34				
813 LIGHTNG FIXTURES ETC. NES	29	314	191	EXPORTS	250 454	143 645	86 611
821 FURNITURE, CUSHIONS, ETC.	110	189	111				
848 CLOTHING, NONTEXTL; HEADGEAR	61	59	36	001 LIVE ANIMALS	9	238	143
871 OPTICAL INSTRUMENTS, NES	2	112	67	058 FRUIT, PRESERVED, PREPARED	124	57	38
872 MEDICAL INSTRUMENTS NES	72	2 705	1 643	071 COFFEE, COFFEE SUBSTITUTE	166	59	37
873 METERS, COUNTERS, NES	2	139	84	081 ANIMAL FEED STUFF	1 588	496	303
874 MEASURE, CONTROL INSTRMNT	116	1 704	1 033	098 EDIBLE PROD. PREPRNTS, NES	107	57	33
882 PHOTO. CINEMATOGPH. SUPPL	260	558	340	112 ALCOHOLIC BEVERAGES	522	184	109
884 OPTICAL GOODS NES		117	72	232 SYNTHETIC RUBBER, ETC.	1 431	527	317
891 ARMS AND AMMUNITION	57	72	43	266 SYNTHETIC FIBRES	788	220	133
892 PRINTED MATTER	58	93	56	278 OTHER CRUDE MINERALS	7 095	130	77
893 ARTICLES, NES, OF PLASTICS	221	466	277	292 CRUDE VEG. MATERIALS, NES	135	129	77
894 BABY CARRIAGE, TOYS, GAMES	25	65	38	334 PETROLEUM PRODUCTS	1 127	235	141
895 OFFICE, STATIONERY SUPPLS	134	755	459	335 RESIDUAL PETROL. PRODUCTS	9 749	968	582
897 GOLD, SILVERWARE, JEWEL NES		60	36	431 ANIMAL, VEG. FATS, OILS, NES	275	106	65
899 MISC MANUFACTD GOODS NES	114	298	178	511 HYDROCARBONS, NES, DERIVTS	2 619	365	220
961 COIN NONGOLD NONCURRENT	805	553	339	512 ALCOHOL, PHENOL, ETC. DERIV	2 706	838	506
				513 CARBOXYLIC ACIDS, DERIVTS	12 017	1 682	1 006
NICARAGUA				514 NITROGEN-FUNCT. COMPOUNDS	2 065	1 644	1 002
IMPORTS	204 996	46 983	28 320	515 ORGANO-INORGANIC COMPNDS	600	1 068	651
				516 OTHER ORGANIC CHEMICALS	855	325	195
001 LIVE ANIMALS	10	396	238	522 INORGANIC CHEM. ELEMENTS	5 422	1 220	734
057 FRUIT, NUTS EXCL. OIL NUTS	24 047	1 724	1 050	523 METAL. SALTS, INORGAN. ACID	34 953	2 411	1 441
071 COFFEE, COFFEE SUBSTITUTE	140 288	37 312	22 465	524 OTHER CHEMICAL COMPOUNDS	287	179	108
121 TOBACCO, UNMANUFACTURED	108	343	212	531 SYNTH. COLOURS, LAKES, ETC.	360	1 346	816
122 TOBACCO, MANUFACTURED	27	95	55	532 DYEING, TANNING MATERIALS	2 094	352	213
222 OILSEED(SFT. FIX VEG. OIL)	40 271	6 154	3 722	533 PIGMENTS, PAINTS, ETC.	2 848	2 125	1 286
611 LEATHER	8	374	230	541 MEDICINES, ETC. EXC. GRP542	405	1 621	979
831 TRUNK, SUIT-CASES, BAG, ETC	56	292	173	542 MEDICAMENTS	597	2 830	1 707
EXPORTS	28 897	15 305	9 275	551 ESSNTL. OIL, PERFUME, FLAVR	622	1 213	730
				553 PERFUMERY, COSMETICS, ETC.	87	227	135
022 MILK AND CREAM	2 550	683	407	554 SOAP, CLEANERS, POLISH, ETC	4 806	1 735	1 052
048 CEREAL PREPARATIONS	14 640	1 391	868	562 FERTILIZER, EXCEPT GRP272	8 563	539	325
292 CRUDE VEG. MATERIALS, NES	29	52	31	572 POLYMERS OF STYRENE	12 240	1 964	1 194
335 RESIDUAL PETROL. PRODUCTS	1 598	179	110	573 POLYMERS, VINYL CHLORIDE	209	56	32
514 NITROGEN-FUNCT. COMPOUNDS	45	54	32	574 POLYACETAL, POLYCARBONATE	569	321	194
515 ORGANO-INORGANIC COMPNDS	47	60	38	575 OTH. PLASTIC, PRIMARY FORM	19 047	3 660	2 214
522 INORGANIC CHEM. ELEMENTS	252	81	48	581 PLASTIC TUBE, PIPE, HOSE	395	1 297	776
523 METAL. SALTS, INORGAN. ACID	1 091	76	50	582 PLASTIC PLATE, SHEETS, ETC	3 591	3 501	2 122
532 DYEING, TANNING MATERIALS	400	59	35	591 INSECTICIDES, ETC.	7 209	17 041	10 275
533 PIGMENTS, PAINTS, ETC.	77	54	34	592 STARCHES, INULIN, ETC.	621	668	408
541 MEDICINES, ETC. EXC. GRP542	91	480	294	597 PREPRD ADDITIVES, LIQUIDS	1 319	395	230
542 MEDICAMENTS	114	627	385	598 MISC. CHEMICAL PRODS. NES	5 637	2 843	1 729
581 PLASTIC TUBE, PIPE, HOSE	79	77	46	621 MATERIALS OF RUBBER	95	79	46
582 PLASTIC PLATE, SHEETS, ETC	87	90	65	623 ARTICLES OF RUBBER, NES	201	738	445
591 INSECTICIDES, ETC.	306	582	349	641 PAPER AND PAPERBOARD	1 678	405	243
598 MISC. CHEMICAL PRODS. NES	186	285	172	642 PAPER, PAPERBOARD, CUT ETC	568	316	187
629 ARTICLES OF RUBBER, NES	22	61	37	653 FABRICS, MAN-MADE FIBRES	35	105	64
642 PAPER, PAPERBOARD, CUT ETC	123	142	86	657 SPECIAL YARN, TEXTL. FABRIC	365	342	209
663 MINERAL MANUFACTURES, NES	53	64	39	662 CLAY, REFRACT. CONSTR. MATRL	326	57	34
674 FLAT-ROLLED PLATED IRON	413	52	30	663 MINERAL MANUFACTURES, NES	1 429	1 415	855
675 FLAT-ROLLED, ALLOY STEEL	146	51	31	664 GLASS	1 297	144	82
682 COPPER	77	141	83	665 GLASSWARE	246	371	223
695 TOOLS	100	217	131	673 FLAT-ROLLED IRON ETC.	24 622	1 644	985
699 MANUFACTS. BASE METAL, NES	40	102	60	674 FLAT-ROLLED PLATED IRON	28 113	3 109	1 883
712 STEAM TURBINES	3	185	112	675 FLAT-ROLLED, ALLOY STEEL	347	132	80
724 TEXTILE, LEATHER MACHINES	128	313	189	676 IRON, STL. BAR, SHAPES ETC.	1 627	288	174
726 PRINTNG, BOOKBINDNG MACHS	8	139	81	678 WIRE OF IRON OR STEEL	1 548	191	116
727 FOOD-PROCESS. MCH. NON DOM	102	85	51	679 TUBES, PIPES, ETC. IRON, STL	79	165	99
741 HEATING, COOLING EQUIP, PART	26	140	82	682 COPPER	475	276	164
743 PUMPS NES, CENTRIFUGS ETC	14	142	86	683 NICKEL	5	58	35
744 MECHANICAL HANDLING EQUIP	6	289	175	684 ALUMINIUM	484	653	396
752 AUTOMATC. DATA PROC. EQUIP	39	354	213	692 CONTAINERS, STORAGE, TRNSP	2 199	1 716	1 040
764 TELECOMM. EQUIP, PARTS NES	39	1 079	655	693 WIRE PRODUCTS EXCL. ELECT	152	122	71
771 ELECT POWER MACHNY. PARTS	14	68	38	694 NAILS, SCREWS, NUTS, ETC.	468	405	240
772 ELEC. SWITCH. RELAY. CIRCUIT	320	1 352	807	695 TOOLS	1 212	2 732	1 649
773 ELECTR DISTRIB. EQPT NES	1 804	2 037	1 251	696 CUTLERY	44	261	157
775 DOM. ELEC. NON-ELEC. EQUIPT	3	88	42	697 HOUSEHOLD EQUIPMENT, NES	46	100	63
778 ELECTRIC. MACH. APPART. NES	98	154	94	699 MANUFACTS. BASE METAL, NES	969	1 368	818
784 PARTS, TRACTORS, MOTOR VEH	11	79	48	713 INTRNL COMBUS PSTN ENGIN	133	604	365
871 OPTICAL INSTRUMENTS, NES	1	67	39	716 ROTATING ELECTRIC PLANT	50	207	126
872 MEDICAL INSTRUMENTS NES	5	175	106	722 TRACTORS	1 373	1 260	777
				723 CIVIL ENGINEERING EQUIPT	182	272	161
				724 TEXTILE, LEATHER MACHINES	307	1 444	876

7 IMPORTS AND EXPORTS (SPECIAL TRADE) BY COUNTRIES OF PRODUCTION AND CONSUMPTION AND BY GROUPS OF THE SITC-REV. III 1993

GROUP DESCRIPTION	DT = 100 KG	1 000 DM	1 000 \$	GROUP DESCRIPTION	DT = 100 KG	1 000 DM	1 000 \$
725 PAPER,PULP MILL MACHINES	289	1 097	647	592 STARCHES,INULIN,ETC.	92	70	40
726 PRINTING,BOOKBINDING MACHS	1 562	8 327	5 106	597 PREPRD ADDITIVES,LIQUIDS	852	88	53
727 FOOD-PROCESS.MCH.NON DOM	217	1 413	853	598 MISC.CHEMICAL PRODTS.NES	827	939	561
728 OTH.MACH.PTS,SPCL INDUST	1 896	4 203	2 493	625 RUBBER TYRES,TUBES,ETC.	770	181	108
731 METAL REMOVAL WORK TOOLS	114	802	482	629 ARTICLES OF RUBBER, NES	405	370	221
733 MACH-TOOLS,METAL-WORKING	29	105	63	641 PAPER AND PAPERBOARD	1 157	438	266
735 PARTS,NES,FOR MACH-TOOLS	51	416	249	642 PAPER,PAPERBOARD,CUT ETC	813	500	305
737 METALWORKING MACHNRY NES	17	109	65	652 COTTON FABRICS, WOVEN	117	185	113
741 HEATING,COOLING EQUIP,PART	775	1 769	1 073	657 SPECIAL YARN,TXTL.FABRIC	78	193	114
742 PUMPS FOR LIQUIDS,PARTS	33	240	142	662 CLAY,REFRCT.CONSTR.MATRL	1 907	227	132
743 PUMPS NES,CENTRIFUGS ETC	440	1 946	1 150	663 MINERAL MANUFACTURES,NES	209	207	125
744 MECHANICAL HANDLING EQUIP	546	2 173	1 298	664 GLASS	794	105	64
745 OTH.NONELEC MCH,TOOL,NES	702	5 367	3 232	665 GLASSWARE	913	921	552
746 BALL OR ROLLER BEARINGS	72	306	173	666 POTTERY	114	425	255
747 TAPS,COCKS,VALVES,ETC.	40	403	241	673 FLAT-ROLLED IRON ETC.	1 155	71	44
748 TRANSMISSIONS SHAFTS ETC	336	1 197	731	674 FLAT-ROLLED PLATED IRON	19 936	3 438	2 083
749 NON-ELECT MACH.PARTS,ETC	127	583	339	676 IRON,STL,BAR,SHAPES ETC.	1 882	138	83
751 OFFICE MACHINES	69	452	275	679 TUBES,PIPES,ETC.IRON,STL	151	404	247
752 AUTOMATC.DATA PROC.EQUIP	5	76	47	684 ALUMINIUM	99	187	113
759 PARTS,FOR OFFICE MACHINS	5	102	63	685 LEAD	297	60	37
764 TELECOMM.EQUIP.PARTS NES	374	2 144	1 287	692 CONTAINERS,STORAGE,TRNSP	631	1 910	1 135
771 ELECT POWER MACHNY.PARTS	292	459	275	693 WIRE PRODUCTS EXCL.ELECT	296	72	45
772 ELEC.SWITCH.RELAY.CIRCUIT	291	3 208	1 941	694 NAILS,SCREWS,NUTS,ETC.	86	79	45
773 ELECTR DISTRIB.EQPT NES	1 282	794	480	695 TOOLS	698	2 006	1 207
774 ELECTRO-MEDCL,XRAY EQUIP	21	654	395	696 CUTLERY	23	275	169
775 DOM.ELEC,NON-ELEC.EQUIPT	127	318	189	697 HOUSEHOLD EQUIPMENT,NES	48	146	90
776 TRANSISTORS,VALVES,ETC.	3	90	52	699 MANUFACTS.BASE METAL,NES	344	491	297
778 ELECTRIC.MACH.APPART.NES	465	1 990	1 211	713 INTRNL COMBUS PSTN ENGIN	502	2 277	1 377
781 PASS.MOTOR VEHCLS.EX.BUS	3 605	7 506	4 533	716 ROTATING ELECTRIC PLANT	42	220	131
784 PARTS,TRACTORS,MOTOR VEH	578	2 077	1 250	721 AGRIC.MACHINES,EX.TRACTR	300	442	272
785 CYCLES,MOTORCYCLES ETC.	151	619	378	722 TRACTORS	548	483	298
792 AIRCRAFT,ASSTOCD.EQUIPNT	1	326	203	724 TEXTILE,LEATHER MACHINES	3	86	53
821 FURNITURE,CUSHIONS,ETC.	71	79	48	725 PAPER,PULP MILL MACHINES	562	784	485
842 WOMEN,GIRL CLOTHING,XKNIT	1	81	45	726 PRINTING,BOOKBINDING MACHS	93	466	281
844 WOMEN,GIRLS CLOTHING,KNIT	7	94	55	727 FOOD-PROCESS.MCH.NON DOM	178	1 288	789
871 OPTICAL INSTRUMENTS,NES	3	173	105	728 OTH.MACH.PTS,SPCL INDUST	470	3 135	1 888
872 MEDICAL INSTRUMENTS NES	61	2 020	1 223	735 PARTS,NES,FOR MACH-TOOLS	11	167	98
874 MEASURE,CONTROL INSTRMNT	91	1 836	1 114	737 METALWORKING MACHNRY NES	41	76	47
881 PHOTOGRAPH APPAR.ETC.NES	160	2 500	1 472	741 HEATING,COOLING EQUIP,PART	42	204	123
882 PHOTO.CINEMATOGPH.SUPPL	335	712	429	742 PUMPS FOR LIQUIDS,PARTS	49	233	139
884 OPTICAL GOODS NES	111	111	67	743 PUMPS NES,CENTRIFUGS ETC	74	471	282
885 WATCHES AND CLOCKS	8	137	85	744 MECHANICAL HANDLING EQUIP	779	2 292	1 411
891 ARMS AND AMMUNITION	4	81	48	745 OTH.NONELEC MCH,TOOL,NES	200	1 975	1 206
892 PRINTED MATTER	240	770	453	746 BALL OR ROLLER BEARINGS	29	151	93
893 ARTICLES,NES,OF PLASTICS	422	792	477	747 TAPS,COCKS,VALVES,ETC.	95	428	257
894 BABY CARRIAGE,TOYS,GAMES	15	55	32	748 TRANSMISSIONS SHAFTS ETC	17	107	66
895 OFFICE,STATIONERY SUPPLS	252	1 031	616	749 NON-ELECT MACH.PARTS,ETC	136	560	334
898 MUSICAL INSTRUMENTS,ETC.	71	493	292	751 OFFICE MACHINES	53	181	110
899 MISC MANUFCTRD GOODS NES	130	465	278	752 AUTOMATC.DATA PROC.EQUIP	2	101	61
961 COIN NONGOLD NONCURRENT	1 466	1 174	711	761 TELEVISION RECEIVERS ETC	42	332	196
				764 TELECOMM.EQUIP.PARTS NES	8	143	86
PANAMA				772 ELEC.SWITCH.RELAY.CIRCUIT	225	2 307	1 358
IMPORTS	2 410 065	203 903	124 189	774 ELECTRO-MEDCL,XRAY EQUIP	77	2 150	1 270
034 FISH,FRESH,CHILLED,FROZEN	861	610	358	778 ELECTRIC.MACH.APPART.NES	208	965	573
036 CRUSTACEANS,MOLLUSCS ETC	88	94	59	781 PASS.MOTOR VEHCLS.EX.BUS	8 259	24 418	14 687
057 FRUIT,NUTS EXCL.OIL NUTS	2 350 360	183 667	111 960	784 PARTS,TRACTORS,MOTOR VEH	413	1 752	1 056
058 FRUIT,PRESERVED,PREPARED	22 672	3 011	1 792	793 SHIP,BOAT,FLOAT.STRUCTRS	197 070	24 104	14 709
071 COFFEE,COFFEE SUBSTITUTE	14 589	3 607	2 188	813 LIGHTING FIXTURES ETC.NES	8	47	30
121 TOBACCO, UNMANUFACTURED	1 989	1 745	1 048	821 FURNITURE,CUSHIONS,ETC.	228	242	146
292 CRUDE VEG.MATERIALS, NES	5 966	3 963	2 400	831 TRUNK,SUIT-CASES,BAG,ETC	39	750	438
411 ANIMAL OILS AND FATS	5 300	285	176	841 MENS,BOYS CLOTHING,X-KNIT	9	251	152
511 HYDROCARBONS,NES,DERIVTS	2 687	176	108	846 CLOTHING ACCESSRS,FABRIC	4	54	33
541 MEDICINES,ETC.EXC.GRP542	30	372	218	851 FOOTWEAR	1 243	6 486	3 877
551 ESSNTL.OIL,PERFUME,FLAVR	194	119	73	871 OPTICAL INSTRUMENTS,NES	46	964	567
625 RUBBER TYRES,TUBES,ETC.	2 913	2 850	1 740	872 MEDICAL INSTRUMENTS NES	28	777	461
667 PEARLS,PRECIOUS STONES	.	.	.	874 MEASURE,CONTROL INSTRMNT	86	1 055	633
713 INTRNL COMBUS PSTN ENGIN	38	54	32	882 PHOTO.CINEMATOGPH.SUPPL	318	576	350
778 ELECTRIC.MACH.APPART.NES	142	390	233	884 OPTICAL GOODS NES	.	352	212
785 CYCLES,MOTORCYCLES ETC.	38	152	95	885 WATCHES AND CLOCKS	31	160	97
881 PHOTOGRAPH APPAR.ETC.NES	14	670	410	892 PRINTED MATTER	243	338	200
882 PHOTO.CINEMATOGPH.SUPPL	70	454	278	893 ARTICLES,NES,OF PLASTICS	113	211	126
896 WORKS OF ART,ANTIQUE ETC		409	248	894 BABY CARRIAGE,TOYS,GAMES	99	150	87
EXPORTS	345 774	183 872	111 069	895 OFFICE,STATIONERY SUPPLS	65	801	474
048 CEREAL PREPARATIONS	30 266	1 496	901	897 GOLD,SILVERWARE,JEWEL NES	2	650	391
054 VEGETABLES	2 714	728	436	898 MUSICAL INSTRUMENTS,ETC.	51	231	142
081 ANIMAL FEED STUFF	122	71	45	899 MISC MANUFCTRD GOODS NES	74	260	155
098 EDIBLE PROD.PREPRTS,NES	78	90	55				
112 ALCOHOLIC BEVERAGES	5 378	941	567	ANGUILLA			
278 OTHER CRUDE MINERALS	16 338	378	233	IMPORTS	62	17	11
292 CRUDE VEG.MATERIALS, NES	35	81	48	EXPORTS	316	1 046	652
511 HYDROCARBONS,NES,DERIVTS	412	39	23	793 SHIP,BOAT,FLOAT.STRUCTRS	260	1 000	627
512 ALCOHOL,PHENOL,ETC.DERIV	823	176	105				
513 CARBOXYLIC ACIDS,DERIVTS	1 100	369	223	CUBA			
514 NITROGEN-FUNCT.COMPOUNDS	159	323	196	IMPORTS	176 643	34 873	21 184
515 ORGANO-INORGANIC COMPNDS	1 285	10 408	6 320	036 CRUSTACEANS,MOLLUSCS ETC	279	1 086	655
516 OTHER ORGANIC CHEMICALS	110	441	262	057 FRUIT,NUTS EXCL.OIL NUTS	14 712	1 350	805
522 INORGANIC CHEM.ELEMENTS	688	89	58	059 FRUIT,VEGETABLE JUICES	20 722	5 071	3 046
523 METAL.SALTS,INORGAN.ACID	18 850	1 231	744	061 SUGARS,MOLASSES,HONEY	52 792	3 545	2 169
531 SYNTH.COLOURS,LAKES,ETC.	1 352	2 674	1 616	071 COFFEE,COFFEE SUBSTITUTE	11 423	2 553	1 550
532 DYEING,TANNING MATERIALS	2 557	364	221	112 ALCOHOLIC BEVERAGES	3 046	1 188	710
533 PIGMENTS,PAINTS,ETC.	1 265	1 163	695	121 TOBACCO, UNMANUFACTURED	4 695	2 408	1 452
541 MEDICINES,ETC.EXC.GRP542	1 040	23 300	14 128	122 TOBACCO, MANUFACTURED	64	1 849	1 112
542 MEDICAMENTS	1 493	24 236	14 643	283 COPPER ORES,CONCENTRATES	55 112	1 165	686
551 ESSNTL.OIL,PERFUME,FLAVR	82	213	128	287 ORE,CONCENTR.BASE METALS	12 445	325	204
553 PERFUMERY,COSMETICS,ETC.	1 859	7 178	4 321	516 OTHER ORGANIC CHEMICALS	200	108	66
554 SOAP,CLEANERS,POLISH,ETC	749	335	206	874 MEASURE,CONTROL INSTRMNT		55	35
562 FERTILIZER,EXCEPT GRP272	890	73	45	896 WORKS OF ART,ANTIQUE ETC	119	1 129	680
572 POLYMERS OF STYRENE	2 727	555	336	961 COIN NONGOLD NONCURRENT	12	1 103	674
573 POLYMERS,VINYL CHLORIDE	1 000	268	160	971 GOLD,NONGOLD EXCL ORES	12	11 120	6 844
574 POLYACETAL,POLYCARBONATE	240	82	50	972 MONETARY GOLD,GOLD COINS		88	51
575 OTH.PLASTIC,PRIMARY FORM	343	249	150				
581 PLASTIC TUBE,PIPE,HOSE	34	140	86				
582 PLASTIC PLATE,SHEETS,ETC	1 098	1 055	634				
591 INSECTICIDES,ETC.	907	2 329	1 416				

7 IMPORTS AND EXPORTS (SPECIAL TRADE) BY COUNTRIES OF PRODUCTION AND CONSUMPTION AND BY GROUPS OF THE SITC-REV. III 1993

GROUP DESCRIPTION	DT = 100 KG	1 000 DM	1 000 \$	GROUP DESCRIPTION	DT = 100 KG	1 000 DM	1 000 \$
EXPORTS	449 863	65 250	39 492	EXPORTS	108	124	76
017 MEAT, OFFL. PRPD, PRSVD, NES	288	154	95				
022 MILK AND CREAM	14 360	4 122	2 476	HAITI			
024 CHEESE AND CURD	3 357	1 648	983				
025 EGGS, BIRDS, YOLKS, ALBUMIN	72	64	37	IMPORTS	37 293	7 435	4 484
046 MEAL, FLOUR OF WHEAT, MSLN	7 200	274	166	058 FRUIT, PRESERVED, PREPARED	4 989	708	425
048 CEREAL PREPARATIONS	418	333	204	071 COFFEE, COFFEE SUBSTITUTE	6 859	1 038	620
054 VEGETABLES	214	130	77	072 COCOA	22 474	3 701	2 237
056 VEGETABLES, PRPD, PRSVD, NES	633	173	105	292 CRUDE VEG. MATERIALS, NES	730	337	205
058 FRUIT, PRESERVED, PREPARED	586	230	138	551 ESSNTL. OIL, PERFUME, FLAVR	103	297	180
061 SUGARS, MOLASSES, HONEY	3 078	550	337	657 SPECIAL YARN, TXTL. FABRIC	1 458	145	91
098 EDIBLE PROD. PREPRTNS, NES	124	81	52	697 HOUSEHOLD EQUIPMENT, NES	54	287	174
111 NON-ALCOHOL. BEVERAGE, NES	9 346	700	434	776 TRANSISTORS, VALVES, ETC.		134	78
112 ALCOHOLIC BEVERAGES	21 771	2 478	1 519	821 FURNITURE, CUSHIONS, ETC.	50	74	45
121 TOBACCO, UNMANUFACTURED	6 823	1 056	646	846 CLOTHING ACCESSRS, FABRIC	21	63	39
292 CRUDE VEG. MATERIALS, NES	40	91	55	894 BABY CARRIAGE, TOYS, GAMES	41	167	99
334 PETROLEUM PRODUCTS	895	135	79	896 WORKS OF ART, ANTIQUE ETC		234	143
335 RESIDUAL PETROL. PRODUCTS	480	72	44	899 MISC MANUFCTRD GOODS NES	159	118	72
342 LIQUEFIED PROPANE, BUTANE	225 710	5 194	3 144	EXPORTS	76 947	15 836	9 567
512 ALCOHOL, PHENOL, ETC. DERIV	590	95	60	022 MILK AND CREAM	13 530	2 873	1 718
513 CARBOXYLIC ACIDS, DERIVTS	3 667	739	440	046 MEAL, FLOUR OF WHEAT, MSLN	2 200	83	50
514 NITROGEN-FUNCT. COMPOUNDS	419	382	232	048 CEREAL PREPARATIONS	9 363	629	375
515 ORGANO-INORGANIC COMPNDS	184	376	220	112 ALCOHOLIC BEVERAGES	1 032	167	104
516 OTHER ORGANIC CHEMICALS	67	288	176	232 SYNTHETIC RUBBER, ETC.	105	56	33
522 INORGANIC CHEM. ELEMENTS	1 276	423	261	267 OTHER MAN-MADE FIBRES	1 570	974	583
523 METAL. SALTS, INORGAN. ACID	4 750	538	323	292 CRUDE VEG. MATERIALS, NES	26	85	53
531 SYNTH. COLOURS, LAKES, ETC.	165	438	265	335 RESIDUAL PETROL. PRODUCTS	2 950	359	219
533 PIGMENTS, PAINTS, ETC.	929	308	181	512 ALCOHOL, PHENOL, ETC. DERIV	465	95	59
541 MEDICINES, ETC. EXC. GRP542	238	1 582	951	513 CARBOXYLIC ACIDS, DERIVTS	113	84	51
542 MEDICAMENTS	488	832	504	514 NITROGEN-FUNCT. COMPOUNDS	82	47	30
554 SOAP, CLEANERS, POLISH, ETC	957	295	178	515 ORGANO-INORGANIC COMPNDS	69	132	81
562 FERTILIZER, EXCEPT GRP272	83 007	2 280	1 392	522 INORGANIC CHEM. ELEMENTS	391	81	48
571 POLYMERS OF ETHYLENE	6 582	763	468	523 METAL. SALTS, INORGAN. ACID	3 136	178	106
573 POLYMERS, VINYL CHLORIDE	150	126	78	533 PIGMENTS, PAINTS, ETC.	1 734	608	365
574 POLYACETAL, POLYCARBONATE	533	185	112	541 MEDICINES, ETC. EXC. GRP542	50	539	328
575 OTH. PLASTIC, PRIMARY FORM	1 727	1 039	632	542 MEDICAMENTS	118	737	448
582 PLASTIC PLATE, SHEETS, ETC	42	167	100	553 PERFUMERY, COSMETICS, ETC.	336	201	121
591 INSECTICIDES, ETC.	4 369	4 593	2 784	554 SOAP, CLEANERS, POLISH, ETC	529	106	63
592 STARCHES, INULIN, ETC.	325	128	75	573 POLYMERS, VINYL CHLORIDE	778	206	127
597 PREPRD ADDITIVES, LIQUIDS	140	85	50	575 OTH. PLASTIC, PRIMARY FORM	653	143	88
598 MISC. CHEMICAL PRODTNS, NES	1 767	1 979	1 206	582 PLASTIC PLATE, SHEETS, ETC	217	112	69
621 MATERIALS OF RUBBER	59	72	43	591 INSECTICIDES, ETC.	895	96	60
629 ARTICLES OF RUBBER, NES	50	146	88	592 STARCHES, INULIN, ETC.	381	93	56
641 PAPER AND PAPERBOARD	1 799	248	148	598 MISC. CHEMICAL PRODTNS, NES	139	88	52
642 PAPER, PAPERBOARD, CUT ETC	227	58	37	651 TEXTILE YARN	28	104	62
651 TEXTILE YARN	18	59	35	662 CLAY, REFRCT. CONSTR. MATRL	1 272	183	113
663 MINERAL MANUFACTURES, NES	49	153	92	663 MINERAL MANUFACTURES, NES	165	98	60
664 GLASS	569	158	95	664 GLASS	4 260	345	207
665 GLASSWARE	101	162	98	665 GLASSWARE	388	180	111
673 FLAT-ROLLED IRON ETC.	14 188	1 213	724	673 FLAT-ROLLED IRON ETC.	25 498	2 075	1 270
674 FLAT-ROLLED PLATED IRON	1 081	88	53	684 ALUMINIUM	23	101	62
675 FLAT-ROLLED, ALLOY STEEL	3 198	417	257	692 CONTAINERS, STORAGE, TRNSP	295	102	64
676 IRON, STL. BAR, SHAPES ETC.	7 074	894	540	693 WIRE PRODUCTS EXCL. ELECT	68	146	88
679 TUBES, PIPES, ETC. IRON, STL	354	112	68	695 TOOLS	30	83	49
683 NICKEL	46	738	455	696 CUTLERY	80	71	42
684 ALUMINIUM	304	232	141	699 MANUFACTS. BASE METAL, NES	63	92	57
692 CONTAINERS, STORAGE, TRNSP	56	96	60	711 STEAM GENER. BOILERS, ETC.	10	57	36
693 WIRE PRODUCTS EXCL. ELECT	32	99	77	713 INTRNL COMBUS PSTN ENGIN	27	65	38
695 TOOLS	54	189	116	726 PRINTNG, BOOKBINDNG MACHS	77	424	257
696 CUTLERY	27	126	77	728 OTH. MACH. PTS, SPCL INDUST	201	396	240
699 MANUFACTS. BASE METAL, NES	273	380	226	743 PUMPS NES, CENTRIFUGS ETC	12	254	152
711 STEAM GENER. BOILERS, ETC.	6	67	42	743 PUMPS NES, CENTRIFUGS ETC	80	273	161
713 INTRNL COMBUS PSTN ENGIN	186	803	483	744 MECHANICAL HANDLING EQUIP	17	114	67
716 ROTATING ELECTRIC PLANT	11	60	36	745 OTH. NONELEC MCH, TOOL, NES	178	161	97
723 CIVIL ENGINEERING EQUIPT	6	76	46	747 TAPS, COCKS, VALVES, ETC.	2	107	64
724 TEXTILE, LEATHER MACHINES	46	410	248	748 TRANSMISSIONS SHAFTS ETC	4 903	457	2 532
726 PRINTNG, BOOKBINDNG MACHS	46	401	247	749 NON-ELECT MACH. PARTS, ETC	111	185	109
727 FOOD-PROCESS. MCH. NON DOM	17	241	145	761 TELEVISION RECEIVERS ETC	650	55	32
728 OTH. MACH. PTS, SPCL INDUST	178	341	205	764 TELECOMM. EQUIP, PARTS NES	499	3 625	2 168
735 PARTS, NES, FOR MACH-TOOLS	2	62	37	771 ELECT POWER MACHNY, PARTS	138	4 157	2 532
741 HEATING, COOLNG EQUIP, PART	4 903	3 434	2 071	772 ELEC. SWITCH, RELAY, CIRCUIT	6	185	109
742 PUMPS FOR LIQUIDS, PARTS	111	858	521	774 ELECTRO-MEDCL, XRAY EQUIP	3	55	32
743 PUMPS NES, CENTRIFUGS ETC	650	3 115	1 888	775 DOM. ELEC, NON-ELEC. EQUIPT	22	31	19
744 MECHANICAL HANDLING EQUIP	499	461	277	778 ELECTRIC MACH. APPART. NES	10	74	44
745 OTH. NONELEC MCH, TOOL, NES	138	1 385	831	784 PARTS, TRACTORS, MOTOR VEH	21	92	54
747 TAPS, COCKS, VALVES, ETC.	6	68	41	813 LIGHTNG FIXTURES ETC. NES	74	67	40
748 TRANSMISSIONS SHAFTS ETC	33	159	94	845 OTHR. TEXTILE APPAREL, NES	24	30	18
749 NON-ELECT MACH. PARTS, ETC	49	206	120	851 FOOTWEAR	8	203	138
761 TELEVISION RECEIVERS ETC	2	88	52	871 OPTICAL INSTRUMENTS, NES	18	419	254
764 TELECOMM. EQUIP, PARTS NES	18	810	490	872 MEDICAL INSTRUMENTS NES	6	602	369
771 ELECT POWER MACHNY, PARTS	3	63	40	874 MEASURE, CONTROL INSTRMNT	152	990	608
772 ELEC. SWITCH, RELAY, CIRCUIT	22	228	139	881 PHOTOGRAPH APPAR. ETC. NES	29	81	74
774 ELECTRO-MEDCL, XRAY EQUIP	10	371	225	882 PHOTO. CINEMATOGRPH. SUPPL	4	73	45
775 DOM. ELEC, NON-ELEC. EQUIPT	21	94	58	884 OPTICAL GOODS NES	43	68	43
778 ELECTRIC MACH. APPART. NES	74	444	271	892 PRINTED MATTER	2	100	64
784 PARTS, TRACTORS, MOTOR VEH	24	92	54	893 ARTICLES, NES, OF PLASTICS	64	194	111
813 LIGHTNG FIXTURES ETC. NES	30	67	40	899 MISC MANUFCTRD GOODS NES	111	111	186
845 OTHR. TEXTILE APPAREL, NES	8	203	124	961 COIN NONGOLD NONCURRENT	29	70	44
851 FOOTWEAR	18	138	86	EXPORTS	1		
871 OPTICAL INSTRUMENTS, NES	6	419	254	022 MILK AND CREAM	636 811	100 226	60 359
872 MEDICAL INSTRUMENTS NES	152	997	602	024 CHEESE AND CURD	4 910	608	369
874 MEASURE, CONTROL INSTRMNT	29	1 618	990	046 CEREAL PREPARATIONS	1 177	74	45
881 PHOTOGRAPH APPAR. ETC. NES	4	132	81	058 FRUIT, PRESERVED, PREPARED	1 600	73	43
882 PHOTO. CINEMATOGRPH. SUPPL	43	123	73	061 SUGARS, MOLASSES, HONEY	1 075	51	32
884 OPTICAL GOODS NES	2	113	68	112 ALCOHOLIC BEVERAGES	14 275	2 105	1 278
892 PRINTED MATTER	64	167	100	515 ORGANO-INORGANIC COMPNDS	660	6 949	4 194
893 ARTICLES, NES, OF PLASTICS	111	326	194	516 OTHER ORGANIC CHEMICALS	138	274	163
899 MISC MANUFCTRD GOODS NES	29	186	111	541 MEDICINES, ETC. EXC. GRP542	3	107	65
961 COIN NONGOLD NONCURRENT	1	70	44	542 MEDICAMENTS	11	94	58
ST CHRISTOPH				553 PERFUMERY, COSMETICS, ETC.	74	1 357	813
IMPORTS	1	20	11	582 PLASTIC PLATE, SHEETS, ETC	42	115	71
				598 MISC. CHEMICAL PRODTNS, NES	157	49	30
				635 WOOD MANUFACTURES, NES	5	118	70
				665 GLASSWARE	1 549	391	238

7 IMPORTS AND EXPORTS (SPECIAL TRADE) BY COUNTRIES OF PRODUCTION AND CONSUMPTION AND BY GROUPS OF THE SITC-REV. III 1993

GROUP DESCRIPTION	DT = 100 KG	1 000 DM	1 000 \$	GROUP DESCRIPTION	DT = 100 KG	1 000 DM	1 000 \$
666 POTTERY	72	292	178	666 POTTERY	237	278	171
684 ALUMINIUM	42	253	154	667 PEARLS, PRECIOUS STONES	-	-	-
692 CONTAINERS, STORAGE, TRNSP	667	506	306	671 PIG IRON, SPIEGELEISN, ETC	312	71	41
713 INTRNL COMBUS PSTN ENGIN	28	145	88	673 FLAT-ROLLED IRON ETC.	829	118	70
727 FOOD-PROCESS. MCH. NON DOM	14	122	73	674 FLAT-ROLLED PLATED IRON	9 498	949	577
733 MACH-TOOLS, METAL-WORKING	12	200	125	675 FLAT-ROLLED, ALLOY STEEL	719	201	123
749 NON-ELECT MACH. PARTS, ETC	18	60	36	676 IRON, STL. BAR, SHAPES ETC.	178	49	30
752 AUTOMATC. DATA PROC. EQUIP	30	345	208	678 WIRE OF IRON OR STEEL	38	51	30
771 ELECT POWER MACHNY. PARTS	199	255	150	684 ALUMINIUM	765	657	396
775 DOM. ELEC. NON-ELEC. EQUIPT	4	60	35	692 CONTAINERS, STORAGE, TRNSP	122	241	143
778 ELECTRIC MACH. APPART. NES	5	85	52	694 NAILS, SCREWS, NUTS, ETC.	241	105	61
781 PASS. MOTOR VEHCLS. EX. BUS	259	559	335	695 TOOLS	728	1 470	893
784 PARTS, TRACTORS, MOTOR VEH	26	117	69	697 HOUSEHOLD EQUIPMENT, NES	50	204	127
793 SHIP, BOAT, FLOAT, STRUCTRS	607 273	81 540	49 089	699 MANUFACTS. BASE METAL, NES	515	673	403
821 FURNITURE, CUSHIONS, ETC.	46	92	55	713 INTRNL COMBUS PSTN ENGIN	351	509	304
831 TRUNK, SUIT-CASES, BAG, ETC	2	104	60	716 ROTATING ELECTRIC PLANT	9	57	32
885 WATCHES AND CLOCKS	2	65	40	718 OTH. POWR. GENRTNG. MACHNRY	9	97	58
892 PRINTED MATTER	122	334	198	721 AGRIC. MACHINES, EX. TRACTR	2 272	3 748	2 319
894 BABY CARRIAGE, TOYS, GAMES	5	53	33	723 CIVIL ENGINEERING EQUIPT	60	142	88
896 WORKS OF ART, ANTIQUE ETC		69	41	724 TEXTILE, LEATHER MACHINES	673	2 504	1 492
897 GOLD, SILVERWARE, JEWL NES		553	337	725 PAPER, PULP MILL MACHINES	89	231	137
898 MUSICAL INSTRUMENTS, ETC.	3	64	40	726 PRINTNG, BOOKBINDNG MACHS	610	2 136	1 319
				727 FOOD-PROCESS. MCH. NON DOM	162	817	488
TURKS CAICOS				728 OTH. MACH. PTS, SPCL INDUST	696	2 199	1 336
IMPORTS	47	93	56	731 METAL REMOVAL WORK TOOLS	180	734	449
EXPORTS	2 961	498	300	733 MACH-TOOLS, METAL-WORKING	17	93	55
112 ALCOHOLIC BEVERAGES	2 939	422	258	735 PARTS, NES, FOR MACH-TOOLS	16	307	189
DOMINIC REP				737 METALWORKING MACHNRY NES	35	213	126
IMPORTS	301 006	52 104	31 448	741 HEATNG, COOLNG EQUIP. PART	475	1 029	625
042 RICE	16 393	1 983	1 222	742 PUMPS FOR LIQUIDS, PARTS	14	823	503
054 VEGETABLES	171	85	54	743 PUMPS NES, CENTRIFUGS ETC	90	529	313
057 FRUIT, NUTS EXCL. OIL NUTS	218 620	21 323	12 887	744 MECHANICAL HANDLING EQUIP	398	1 015	597
058 FRUIT, PRESERVED, PREPARED	478	165	99	745 OTH. NONELEC MCH, TOOL, NES	185	1 334	812
059 FRUIT, VEGETABLE JUICES	366	93	58	748 TRANSMISSIONS SHAFTS ETC	31	180	105
071 COFFEE, COFFEE SUBSTITUTE	3 469	1 281	774	749 NON-ELECT MACH. PARTS, ETC	46	180	98
072 COCOA	575	179	109	752 AUTOMATC. DATA PROC. EQUIP	18	199	120
098 EDIBLE PROD. PREPRTNS, NES	2 841	667	404	772 ELEC. SWITCH. RELAY. CIRCUIT	104	1 696	1 007
121 TOBACCO, UNMANUFACTURED	2 622	1 008	617	774 ELECTRO-MEDCL. XRAY EQUIP	95	59	35
122 TOBACCO, MANUFACTURED	246	2 411	1 465	775 DOM. ELEC. NON-ELEC. EQUIPT	765	430	262
292 CRUDE VEG. MATERIALS, NES	273	76	46	781 PASS. MOTOR VEHCLS. EX. BUS	1 182	4 611	2 783
515 ORGANO-INORGANIC COMPNDS	460	59	36	782 GOODS, SPCL TRANSPORT VEH	87	105	66
671 PIG IRON, SPIEGELEISN, ETC	52 413	17 845	10 698	784 PARTS, TRACTORS, MOTOR VEH	540	832	494
737 METALWORKING MACHNRY NES	182	1 028	619	812 PLUMBNG, SANITRY, EQPT. ETC	17	48	30
821 FURNITURE, CUSHIONS, ETC.	47	52	31	821 FURNITURE, CUSHIONS, ETC.	212	285	171
843 MENS, BOYS CLOTHING, KNIT	221	552	333	872 MEDICAL INSTRUMENTS NES	6	218	133
845 OTHR. TEXTILE APPAREL, NES	885	1 758	1 070	874 MEASURE, CONTROL INSTRMNT	56	695	421
848 CLOTHNG, NONTXTL; HEADGEAR	100	291	175	881 PHOTOGRAPH APPAR. ETC. NES	33	97	60
851 FOOTWEAR	154	604	369	882 PHOTO. CINEMATOGRPH. SUPPL	191	347	212
896 WORKS OF ART, ANTIQUE ETC		127	77	884 OPTICAL GOODS NES		88	53
EXPORTS	204 476	70 125	42 329	892 PRINTED MATTER	531	642	382
022 MILK AND CREAM	6 183	2 135	1 291	893 ARTICLES, NES, OF PLASTICS	251	366	220
048 CEREAL PREPARATIONS	11 263	743	443	894 BABY CARRIAGE, TOYS, GAMES	55	127	77
061 SUGARS, MOLASSES, HONEY	9 820	466	279	895 OFFICE, STATIONERY SUPPLS	198	374	230
081 ANIMAL FEED STUFF	699	529	322	899 MISC MANUFCTRD GOODS NES	67	94	60
098 EDIBLE PROD. PREPRTNS, NES	48	79	49	AM VIRGIN IS			
111 NON-ALCOHOL. BEVERAGE, NES	651	190	113	IMPORTS	285	160	97
112 ALCOHOLIC BEVERAGES	2 232	413	246	EXPORTS	3 743	3 655	2 184
232 SYNTHETIC RUBBER, ETC.	161	74	44	112 ALCOHOLIC BEVERAGES	2 766	456	279
278 OTHER CRUDE MINERALS	2 318	65	39	516 OTHER ORGANIC CHEMICALS	34	163	100
292 CRUDE VEG. MATERIALS, NES	223	338	202	665 GLASSWARE	59	200	121
334 PETROLEUM PRODUCTS	1 177	144	85	666 POTTERY	92	549	335
335 RESIDUAL PETROL. PRODUCTS	22 340	2 262	1 346	667 PEARLS, PRECIOUS STONES		75	44
411 ANIMAL OILS AND FATS	191	50	30	713 INTRNL COMBUS PSTN ENGIN	25	97	58
512 ALCOHOL, PHENOL, ETC. DERIV	1 215	360	223	743 PUMPS NES, CENTRIFUGS ETC	17	1 265	740
513 CARBOXYLIC ACIDS, DERIVTS	3 142	645	388	881 PHOTOGRAPH APPAR. ETC. NES	2	90	54
514 NITROGEN-FUNCT. COMPOUNDS	1 030	699	416	897 GOLD, SILVERWARE, JEWL NES		423	254
515 ORGANO-INORGANIC COMPNDS	529	892	534	GUADELOUPE			
516 OTHER ORGANIC CHEMICALS	386	239	146	IMPORTS	7 339	3 317	1 973
522 INORGANIC CHEM. ELEMENTS	2 007	566	341	057 FRUIT, NUTS EXCL. OIL NUTS	1 041	139	84
523 METAL. SALTS, INORGAN. ACID	30 301	1 362	812	112 ALCOHOLIC BEVERAGES	6 228	897	543
531 SYNTH. COLOURS, LAKES, ETC.	339	931	570	714 ENGINES, MOTORS NON-ELECT	13	2 053	1 209
532 DYEING, TANNING MATERIALS	1 007	252	154	EXPORTS	50 002	45 512	27 345
533 PIGMENTS, PAINTS, ETC.	3 535	1 242	744	058 FRUIT, PRESERVED, PREPARED	100	65	39
541 MEDICINES, ETC. EXC. GRP542	297	1 768	1 072	098 EDIBLE PROD. PREPRTNS, NES	169	117	70
542 MEDICAMENTS	494	3 186	1 920	112 ALCOHOLIC BEVERAGES	929	164	98
551 ESSNTL. OIL, PERFUME, FLAVR	394	815	493	278 OTHER CRUDE MINERALS	8 863	228	139
553 PERFUMERY, COSMETICS, ETC.	144	205	124	322 BRIQUETTES, LIGNITE, PEAT	7 635	132	78
554 SOAP, CLEANERS, POLISH, ETC	4 448	908	541	533 PIGMENTS, PAINTS, ETC.	156	178	103
562 FERTILIZER, EXCEPT GRP272	45 124	898	555	542 MEDICAMENTS	23	82	51
571 POLYMERS OF ETHYLENE	1 700	279	169	553 PERFUMERY, COSMETICS, ETC.	74	81	47
572 POLYMERS OF STYRENE	1 014	121	73	554 SOAP, CLEANERS, POLISH, ETC	160	59	36
573 POLYMERS, VINYL CHLORIDE	1 716	411	248	582 PLASTIC PLATE, SHEETS, ETC	125	88	48
574 POLYACETAL, POLYCARBONATE	1 431	277	166	591 INSECTICIDES, ETC.	35	90	55
575 OTH. PLASTIC, PRIMARY FORM	4 962	1 671	1 011	625 RUBBER TYRES, TUBES, ETC.	2 530	1 330	800
581 PLASTIC TUBE, PIPE, HOSE	59	154	92	629 ARTICLES OF RUBBER, NES	91	162	98
582 PLASTIC PLATE, SHEETS, ETC	1 669	2 295	1 387	641 PAPER AND PAPERBOARD	586	169	103
591 INSECTICIDES, ETC.	2 637	427	257	642 PAPER, PAPERBOARD, CUT ETC	2 662	1 336	800
592 STARCHES, INULIN, ETC.	370	50	30	651 TEXTILE YARN	32	67	41
597 PREPRD ADDITIVES, LIQUIDS	1 700	982	585	653 FABRICS, MAN-MADE FIBRES	22	67	42
598 MISC. CHEMICAL PRODS. NES	554	353	216	662 CLAY, REFRCT. CONSTR. MATRL	2 430	244	146
625 RUBBER TYRES, TUBES, ETC.	77	194	114	663 MINERAL MANUFACTURES, NES	621	60	36
629 ARTICLES OF RUBBER, NES	944	384	232	664 GLASS	815	106	58
641 PAPER AND PAPERBOARD	386	158	95	665 GLASSWARE	61	100	57
642 PAPER, PAPERBOARD, CUT ETC	28	96	59	676 IRON, STL. BAR, SHAPES ETC.	5 389	280	171
657 SPECIAL YARN, TXTL. FABRIC	5	51	32	684 ALUMINIUM	245	386	229
658 TEXTILE ARTICLES NES	3 435	694	873	691 METALLIC STRUCTURES NES	627	673	409
662 CLAY, REFRCT. CONSTR. MATRL	2 216	1 453	200	695 TOOLS	53	135	79
663 MINERAL MANUFACTURES, NES	1 635	325					
665 GLASSWARE							

7 IMPORTS AND EXPORTS (SPECIAL TRADE) BY COUNTRIES OF PRODUCTION AND CONSUMPTION AND BY GROUPS OF THE SITC-REV. III 1993

GROUP DESCRIPTION	DT = 100 KG	1 000 DM	1 000 \$	GROUP DESCRIPTION	DT = 100 KG	1 000 DM	1 000 \$
697 HOUSEHOLD EQUIPMENT,NES	235	181	109	714 ENGINES,MOTORS NON-ELECT	7	1 011	616
699 MANUFACTS.BASE METAL,NES	303	353	204	781 PASS.MOTOR VEHCLS.EX.BUS	21	154	94
713 INTRNL COMBUS PSTN ENGIN	90	692	417				
714 ENGINES,MOTORS NON-ELECT	1	423	258	EXPORTS	63 754	52 373	31 562
716 ROTATING ELECTRIC PLANT	10	55	32				
722 TRACTORS	110	187	112	058 FRUIT,PRESERVED,PREPARED	500	145	88
727 FOOD-PROCESS.MCH.NON DOM	18	61	38	062 SUGAR CONFECTIONERY	157	126	74
728 OTH.MACH.PTS.SPCL INDUST	130	1 275	750	098 EDIBLE PROD.PREPRTNS,NES	695	614	370
741 HEATING,COOLING EQUIP,PART	2	60	32	112 ALCOHOLIC BEVERAGES	900	102	62
742 PUMPS FOR LIQUIDS,PARTS	7	75	42	278 OTHER CRUDE MINERALS	18 237	587	356
743 PUMPS NES,CENTRIFUGS ETC	166	544	319	322 BRIQUETTES,LIGNITE PEAT	4 727	105	64
745 OTH.NONELEC MCH,TOOL,NES	75	358	215	533 PIGMENTS, PAINTS, ETC.	323	345	206
747 TAPS,COCKS,VALVES,ETC.	8	95	54	593 PERFUMERY,COSMETICS,ETC.	55	76	44
748 TRANSMISSIONS SHAFTS ETC	27	145	82	582 PLASTIC PLATE,SHEETS,ETC	63	64	39
749 NON-ELECT MACH.PARTS,ETC	32	213	126	591 INSECTICIDES, ETC.	204	523	312
751 OFFICE MACHINES	32	97	59	598 MISC.CHEMICAL PRODS,NES	102	92	56
752 AUTOMATC.DATA PROC.EQUIP	13	154	92	625 RUBBER TYRES,TUBES,ETC.	2 897	1 856	1 122
761 TELEVISION RECEIVERS ETC	39	121	71	629 ARTICLES OF RUBBER, NES	88	258	156
764 TELECOMM.EQUIP.PARTS NES	50	1 204	727	641 PAPER AND PAPERBOARD	1 078	143	86
772 ELEC.SWITCH.RELAY.CIRCUIT	3	63	31	642 PAPER,PAPERBOARD,CUT ETC	4 064	1 654	997
775 DOM.ELEC,NON-ELEC.EQUIPT	49	143	84	662 CLAY,REFRCT.CONSTR.MATRL	1 499	251	152
778 ELECTRIC.MACH.APPART,NES	91	408	247	663 MINERAL MANUFACTURES,NES	33	125	75
781 PASS.MOTOR VEHCLS.EX.BUS	8 883	21 374	12 909	664 GLASS	26	58	33
782 GOODS,SPCL TRANSPORT VEH	2 331	3 950	2 376	665 GLASSWARE	6 884	669	402
784 PARTS,TRACTORS,MOTOR VEH	1 050	3 487	2 094	679 TUBES,PIPES,ETC.IRON,STL	223	83	51
792 AIRCRAFT,ASSOCTD.EQUIPNT	3	331	203	684 ALUMINIUM	386	459	274
813 LIGHTNG FIXTURES ETC,NES	26	68	42	691 METALLIC STRUCTURES NES	100	85	50
821 FURNITURE,CUSHIONS,ETC.	211	361	217	695 TOOLS	50	118	65
831 TRUNK,SUIT-CASES,BAG,ETC	11	49	31	696 CUTLERY	11	49	34
851 FOOTWEAR	35	126	77	697 HOUSEHOLD EQUIPMENT,NES	328	183	108
874 MEASURE,CONTROL INSTRMNT	8	173	101	699 MANUFACTS.BASE METAL,NES	174	283	163
884 OPTICAL GOODS NES		121	74	713 INTRNL COMBUS PSTN ENGIN	47	1 262	740
892 PRINTED MATTER	75	155	94	716 ROTATING ELECTRIC PLANT	19	58	42
893 ARTICLES,NES,OF PLASTICS	65	123	73	721 AGRIC.MACHINES,EX.TRACTR	26	51	34
894 BABY CARRIAGE,TOYS,GAMES	30	105	61	722 TRACTORS	152	141	86
895 OFFICE,STATIONERY SUPPLS	68	222	135	723 CIVIL ENGINEERING EQUIPT	151	175	103
897 GOLD,SILVERWARE,JEWEL NES		190	116	728 OTH.MACH.PTS,SPCL INDUST	24	79	46
899 MISC MANUFCTRD GOODS NES	200	140	85	742 PUMPS FOR LIQUIDS,PARTS	21	217	130
				743 PUMPS NES,CENTRIFUGS ETC	155	440	263
ANTIGUA				744 MECHANICAL HANDLING EQUIP	594	773	476
IMPORTS	228	42	25	745 OTH.NONELEC MCH,TOOL,NES	98	493	298
				746 BALL OR ROLLER BEARINGS	7	60	30
EXPORTS	7 667	4 841	2 927	747 TAPS,COCKS,VALVES,ETC.	7	68	37
				748 TRANSMISSIONS SHAFTS ETC	21	106	59
022 MILK AND CREAM	3 034	312	191	749 NON-ELECT MACH.PARTS,ETC	29	160	96
553 PERFUMERY,COSMETICS,ETC.	69	69	41	751 OFFICE MACHINES	30	101	61
587 PREPRO ADDITIVES,LIQUIDS	202	94	56	764 TELECOMM.EQUIP.PARTS NES	26	167	99
664 GLASS	431	61	37	772 ELEC.SWITCH.RELAY.CIRCUIT		79	39
665 GLASSWARE	104	72	45	775 DOM.ELEC,NON-ELEC.EQUIPT	349	558	338
666 POTTERY	46	62	37	778 ELECTRIC.MACH.APPART,NES	542	815	493
679 TUBES,PIPES,ETC.IRON,STL	134	120	74	781 PASS.MOTOR VEHCLS.EX.BUS	9 244	19 804	11 964
699 MANUFACTS.BASE METAL,NES	70	60	37	782 GOODS,SPCL TRANSPORT VEH	1 132	2 004	1 204
716 ROTATING ELECTRIC PLANT	125	173	105	783 ROAD MOTOR VEHICLES NES	115	121	76
727 FOOD-PROCESS.MCH.NON DOM	535	495	298	784 PARTS,TRACTORS,MOTOR VEH	1 339	4 157	2 499
741 HEATING,COOLING EQUIP,PART	96	198	118	792 AIRCRAFT,ASSOCTD.EQUIPNT	3	109	66
742 PUMPS FOR LIQUIDS,PARTS	20	91	54	793 SHIP,BOAT,FLOAT.STRUCTRS	1 305	7 887	4 803
743 PUMPS NES,CENTRIFUGS ETC	184	159	99	821 FURNITURE,CUSHIONS,ETC.	262	131	81
745 OTH.NONELEC MCH,TOOL,NES	180	281	174	851 FOOTWEAR	30	98	60
747 TAPS,COCKS,VALVES,ETC.	14	134	80	872 MEDICAL INSTRUMENTS NES	8	122	71
749 NON-ELECT MACH.PARTS,ETC	31	109	66	874 MEASURE,CONTROL INSTRMNT	3	192	108
772 ELEC.SWITCH.RELAY.CIRCUIT	38	217	133	881 PHOTOGRAPH APPAR.ETC.NES	5	57	35
773 ELECTR.DISTRIB.EQPT NES	111	80	49	884 OPTICAL GOODS NES		56	32
793 SHIP,BOAT,FLOAT.STRUCTRS	150	600	364	892 PRINTED MATTER	85	156	95
874 MEASURE,CONTROL INSTRMNT	5	140	83	893 ARTICLES,NES,OF PLASTICS	645	746	455
893 ARTICLES,NES,OF PLASTICS	108	56	34	894 BABY CARRIAGE,TOYS,GAMES	15	50	30
898 MUSICAL INSTRUMENTS,ETC.	24	66	39	895 OFFICE,STATIONERY SUPPLS	74	132	77
				897 GOLD,SILVERWARE,JEWEL NES		348	211
				899 MISC MANUFCTRD GOODS NES	231	186	114
DOMINICA				CAYMAN IS			
IMPORTS	356	1 369	799	IMPORTS	1 722	1 766	1 083
057 FRUIT,NUTS EXCL.OIL NUTS	346	64	36	752 AUTOMATC.DATA PROC.EQUIP	16	301	177
667 PEARLS,PRECIOUS STONES				793 SHIP,BOAT,FLOAT.STRUCTRS	1 270	1 386	858
EXPORTS	12 291	1 596	958	EXPORTS	917	1 820	1 104
022 MILK AND CREAM	160	49	31	112 ALCOHOLIC BEVERAGES	594	124	74
061 SUGARS,MOLASSES,HONEY	10 060	483	296	591 INSECTICIDES, ETC.	127	351	216
335 RESIDUAL PETROL,PRODUCTS	1 206	131	79	666 POTTERY	29	141	85
591 INSECTICIDES, ETC.	86	147	90	751 OFFICE MACHINES	22	132	79
745 OTH.NONELEC MCH,TOOL,NES	21	118	72	785 CYCLES,MOTORCYCLES ETC.	27	61	36
				792 AIRCRAFT,ASSOCTD.EQUIPNT	7	325	198
BRIT VIRG IS				897 GOLD,SILVERWARE,JEWEL NES		449	273
IMPORTS	3 392	14 539	8 799	JAMAICA			
553 PERFUMERY,COSMETICS,ETC.	43	599	362	IMPORTS	1 359 314	69 254	41 863
793 SHIP,BOAT,FLOAT.STRUCTRS	3 100	13 869	8 395				
EXPORTS	6 922	7 258	4 474	001 LIVE ANIMALS	21	62	36
061 SUGARS,MOLASSES,HONEY	2 150	111	66	057 FRUIT,NUTS EXCL.OIL NUTS	3 060	661	395
112 ALCOHOLIC BEVERAGES	479	92	55	059 FRUIT, VEGETABLE JUICES	3 477	1 087	664
553 PERFUMERY,COSMETICS,ETC.	11	612	376	075 SPICES	2 922	1 041	629
653 FABRICS,MAN-MADE FIBRES	89	220	135	112 ALCOHOLIC BEVERAGES	33 112	9 558	5 754
784 PARTS,TRACTORS,MOTOR VEH	36	97	57	285 ALUMINIUM ORE,CONCTR.ETC	1 311 186	34 929	21 187
792 AIRCRAFT,ASSOCTD.EQUIPNT	935	5 600	3 466	292 CRUDE VEG.MATERIALS, NES	1 099	667	402
793 SHIP,BOAT,FLOAT.STRUCTRS	1 800	80	49	657 SPECIAL YARN,TXTL.FABRIC	150	196	123
821 FURNITURE,CUSHIONS,ETC.	27	95	57	781 PASS.MOTOR VEHCLS.EX.BUS	15	178	108
				842 WOMEN,GIRL CLOTHING,KNIT	85	314	192
MARTINIQUE				844 WOMEN,GIRLS CLOTHING,KNIT	55	333	203
IMPORTS	23 162	4 104	2 488	845 OTHR.TEXTILE APPAREL,NES	3 709	18 934	11 391
054 VEGETABLES	903	106	62	882 PHOTO.CINEMATOPRPH.SUPPL	30	201	123
057 FRUIT,NUTS EXCL.OIL NUTS	22 225	2 818	1 708	894 BABY CARRIAGE,TOYS,GAMES	18	155	95
				896 WORKS OF ART,ANTIQUE ETC	1	191	112

7 IMPORTS AND EXPORTS (SPECIAL TRADE) BY COUNTRIES OF PRODUCTION AND CONSUMPTION AND BY GROUPS OF THE SITC-REV. III 1993

GROUP DESCRIPTION	DT = 100 KG	1 000 DM	1 000 \$	GROUP DESCRIPTION	DT = 100 KG	1 000 DM	1 000 \$
EXPORTS	88 581	43 914	26 628	893 ARTICLES,NES,OF PLASTICS	58	71	42
022 MILK AND CREAM	4 821	1 299	810	897 GOLD,SILVERWARE,JEWEL NES	56	33	
056 VEGETABLES,PRPD,PRSD,NES	89	89	53				
061 SUGARS,MOLASSES,HONEY	4 961	223	134	ST VINCENT			
081 ANIMAL FEED STUFF	1 400	71	44	IMPORTS	2 199	157	96
112 ALCOHOLIC BEVERAGES	1 484	603	360				
335 RESIDUAL PETROL,PRODUCTS	3 452	420	253	045 OTHER CEREALS, UNMILLED	2 124	90	56
512 ALCOHOL,PHENOL,ETC.DERIV	352	101	61	EXPORTS	67 655	11 649	7 114
514 NITROGEN-FUNCT.COMPOUNDS	246	82	50				
515 ORGANO-INORGANIC COMPNDS	235	79	50	022 MILK AND CREAM	1 629	175	105
522 INORGANIC CHEM.ELEMENTS	854	262	158	061 SUGARS,MOLASSES,HONEY	4 953	241	147
523 METAL.SALTS,INORGAN.ACID	1 377	191	114	098 EDIBLE PROD.PREPRNS,NES	136	122	75
531 SYNTH.COLOURS,LAKES,ETC.	67	252	151	582 PLASTIC PLATE,SHEETS,ETC	99	65	39
532 DYEING,TANNING MATERIALS	410	60	35	591 INSECTICIDES, ETC.	64	167	102
533 PIGMENTS, PAINTS, ETC.	259	317	193	642 PAPER,PAPERBOARD,CUT ETC	230	55	34
541 MEDICINES,ETC.EXC.GRP542	17	218	132	GLASSWARE	2 724	432	262
542 MEDICAMENTS	37	408	249	727 FOOD-PROCESS.MCH.NON DOM	31	232	141
551 ESSNTL.OIL,PERFUME,FLAVR	269	163	95	741 HEATING,COOLNG EQUIP,PART	415	271	161
554 SOAP,CLEANERS,POLISH,ETC	715	182	110	743 PUMPS,NES,CENTRIFUGS ETC	13	58	35
573 POLYMERS,VINYL CHLORIDE	434	57	35	745 OTH.NONELEC MCH,TOOL,NES	3	71	44
575 OTH.PLASTIC,PRIMARY FORM	1 192	281	171	NON-ELECT MACH.PARTS,ETC	23	76	44
582 PLASTIC PLATE,SHEETS,ETC	152	207	127	793 SHIP,BOAT,FLOAT.STRUCTRS	55 300	8 340	5 130
591 INSECTICIDES, ETC.	334	430	261	892 PRINTED MATTER	28	127	76
592 STARCHES,INULIN,ETC.	573	187	111	893 ARTICLES,NES,OF PLASTICS	41	50	30
598 MISC.CHEMICAL PRODTS,NES	564	294	176				
629 ARTICLES OF RUBBER, NES	30	166	101	BARBADOS			
641 PAPER AND PAPERBOARD	3 964	1 178	708	IMPORTS	19 175	9 585	5 778
642 PAPER,PAPERBOARD,CUT ETC	210	199	120				
653 FABRICS,MAN-MADE FIBRES	42	50	30	112 ALCOHOLIC BEVERAGES	574	389	232
657 SPECIAL YARN,TXTL.FABRIC	810	311	188	287 ORE,CONCENTR.BASE METALS	9 965	407	238
662 CLAY,REFRCT.CONSTR.MATRL	2 564	335	199	292 CRUDE VEG.MATERIALS, NES	137	142	88
664 GLASS	1 980	259	156	695 TOOLS	265	476	283
665 GLASSWARE	1 423	270	165	015 PRINTNG,BOOKBINDNG MACHS	141	350	210
666 POTTERY	42	141	84	778 ELECTRIC.MACH.APPART.NES	8 013	7 596	4 593
673 FLAT-ROLLED IRON ETC.	26 838	1 675	1 015	892 PRINTED MATTER			
674 FLAT-ROLLED PLATED IRON	7 412	632	379	EXPORTS	22 975	23 568	14 193
679 TUBES,PIPES,ETC.IRON,STL	493	105	64				
684 ALUMINIUM	730	833	506	024 CHEESE AND CURD	370	128	78
691 METALLIC STRUCTURES NES	3 049	839	517	046 MEAL,FLOUR OF WHEAT,MSLN	7 525	251	148
692 CONTAINERS,STORAGE,TRNSP	158	71	42	048 CEREAL PREPARATIONS	376	76	43
694 NAILS,SCREWS,NUTS,ETC.	121	194	111	058 FRUIT,PRESERVED,PREPARED	129	61	38
695 TOOLS	142	405	235	098 EDIBLE PROD.PREPRNS,NES	104	193	119
699 MANUFACTS.BASE METAL,NES	131	390	230	112 ALCOHOLIC BEVERAGES	248	101	61
712 STEAM TURBINES	457	2 922	1 800	514 NITROGEN-FUNCT.COMPOUNDS	52	735	445
713 INTRNL COMBUS PSTN ENGIN	14	157	93	515 ORGANO-INORGANIC COMPNDS	31	628	375
723 CIVIL ENGINEERING EQUIPT	2 353	3 678	2 296	533 PIGMENTS, PAINTS, ETC.	548	823	503
724 TEXTILE,LEATHER MACHINES	36	296	175	541 MEDICINES,ETC.EXC.GRP542	34	880	540
725 PAPER,PULP MILL MACHINES	22	100	59	542 MEDICAMENTS	154	485	286
726 PRINTNG,BOOKBINDNG MACHS	323	1 844	1 110	571 POLYMERS OF ETHYLENE	1 125	135	83
727 FOOD-PROCESS.MCH.NON DOM	93	275	168	575 OTH.PLASTIC,PRIMARY FORM	202	73	44
728 OTH.MACH,PTS,SPCL INDUST	813	2 201	1 347	591 INSECTICIDES, ETC.	124	110	67
735 PARTS,NES,FOR MACH-TOOLS	16	142	86	598 MISC.CHEMICAL PRODTS,NES	128	75	49
737 METALWORKING MACHNRY NES	29	71	42	625 RUBBER TYRES,TUBES,ETC.	298	107	65
741 HEATING,COOLNG EQUIP,PART	109	598	362	629 ARTICLES OF RUBBER, NES	22	65	37
742 PUMPS FOR LIQUIDS,PARTS	24	143	82	122 635 WOOD MANUFACTURES, NES	27	55	32
743 PUMPS NES,CENTRIFUGS ETC	22	113	65	641 PAPER AND PAPERBOARD	883	129	79
744 MECHANICAL HANDLING EQUIP	241	452	269	642 PAPER,PAPERBOARD,CUT ETC	62	165	99
745 OTH.NONELEC MCH,TOOL,NES	788	3 473	2 122	653 FABRICS,MAN-MADE FIBRES	213	647	393
746 BALL OR ROLLER BEARINGS	2	95	54	657 SPECIAL YARN,TXTL.FABRIC	68	87	52
747 TAPS,COCKS,VALVES,ETC.	6	616	366	664 GLASS	447	86	52
748 TRANSMISSIONS SHAFTS ETC	29	180	108	666 POTTERY	53	182	112
749 NON-ELECT MACH.PARTS,ETC	328	602	368	692 CONTAINERS,STORAGE,TRNSP	80	57	32
751 OFFICE MACHINES	15	85	52	695 TOOLS	20	50	30
752 AUTOMATC.DATA PROC.EQUIP	5	86	52	699 MANUFACTS.BASE METAL,NES	56	55	32
771 ELECT POWER MACHNRY,PARTS	595	428	254	713 INTRNL COMBUS PSTN ENGIN	37	194	117
772 ELEC. SWITCH.RELAY.CIRCUIT	72	420	252	722 TRACTORS	320	301	183
778 ELECTRIC.MACH.APPART.NES	34	183	109	726 PRINTNG,BOOKBINDNG MACHS	120	544	330
781 PASS.MOTOR VEHCLS.EX.BUS	1 330	5 252	3 169	727 FOOD-PROCESS.MCH.NON DOM	804	2 489	1 469
782 GOODS,SPCL TRANSPORT VEH	67	173	101	728 OTH.MACH,PTS,SPCL INDUST	34	78	46
784 PARTS,TRACTORS,MOTOR VEH	161	705	428	741 HEATING,COOLNG EQUIP,PART	15	93	57
792 AIRCRAFT,ASSOCTD.EQUIPMT	3	1 069	649	745 OTH.NONELEC MCH,TOOL,NES	8	92	55
821 FURNITURE,CUSHIONS,ETC.	847	362	215	747 TAPS,COCKS,VALVES,ETC.	69	203	123
871 OPTICAL INSTRUMENTS,NES	2	60	37	749 NON-ELECT MACH.PARTS,ETC	21	65	40
872 MEDICAL INSTRUMENTS NES	5	73	44	751 OFFICE MACHINES	10	63	32
874 MEASURE,CONTROL INSTRMNT	37	469	281	752 AUTOMATC.DATA PROC.EQUIP	54	469	281
881 PHOTOGRAPH APPAR.ETC.NES	1	71	40	772 ELEC. SWITCH.RELAY.CIRCUIT	4	88	51
882 PHOTO.CINEMATOGRPH.SUPPL	29	69	40	781 PASS.MOTOR VEHCLS.EX.BUS	2 215	9 361	5 675
893 ARTICLES,NES,OF PLASTICS	128	309	185	813 LIGHTNG FIXTURES ETC.NES	11	67	37
897 GOLD,SILVERWARE,JEWEL NES	471	279	279	872 MEDICAL INSTRUMENTS NES	37	93	55
				874 MEASURE,CONTROL INSTRMNT	1	74	45
ST LUCIA				882 PHOTO.CINEMATOGRPH.SUPPL	154	341	205
IMPORTS	1 624	3 618	2 198	885 WATCHES AND CLOCKS	15	214	129
				893 ARTICLES,NES,OF PLASTICS	90	150	88
292 CRUDE VEG.MATERIALS, NES	490	76	46	897 GOLD,SILVERWARE,JEWEL NES	584	353	
831 TRUNK,SUIT-CASES,BAG,ETC	57	164	100	898 MUSICAL INSTRUMENTS,ETC.	195	117	
841 MENS,BOYS CLOTHING,X-KNIT	577	1 294	791				
845 OTHR.TEXTILE APPAREL,NES	20	48	30	TRINIDAD TOB			
893 ARTICLES,NES,OF PLASTICS	442	1 843	1 113	IMPORTS	281 879	76 865	46 370
EXPORTS	5 492	6 080	3 655				
				034 FISH,FRESH,CHILLED,FROZN	295	160	95
022 MILK AND CREAM	664	96	57	112 ALCOHOLIC BEVERAGES	84 870	68 423	41 255
061 SUGARS,MOLASSES,HONEY	645	123	75	278 OTHER CRUDE MINERALS	100 387	3 571	2 144
591 INSECTICIDES, ETC.	102	280	173	292 CRUDE VEG.MATERIALS, NES	59	61	36
664 GLASS	322	65	39	334 PETROLEUM PRODUCTS	95 977	4 149	2 538
695 TOOLS	49	92	56	EXPORTS	137 788	44 480	26 935
699 MANUFACTS.BASE METAL,NES	136	82	48				
713 INTRNL COMBUS PSTN ENGIN	140	868	525	022 MILK AND CREAM	650	95	58
745 OTH.NONELEC MCH,TOOL,NES	9	66	41	024 CHEESE AND CURD	9 170	2 671	1 627
747 TAPS,COCKS,VALVES,ETC.	32	95	56	054 VEGETABLES	100	105	63
749 NON-ELECT MACH.PARTS,ETC	14	52	30	561 VEGETABLES,PRPD,PRSD,NES	356	152	92
774 ELECTRO-MEDCL,XRAY EQUIP	16	382	232	061 SUGARS,MOLASSES,HONEY	3 824	159	97
778 ELECTRIC.MACH.APPART.NES	22	98	56	073 CHOCOLATE,OTH.COCOA PREP	156	48	30
781 PASS.MOTOR VEHCLS.EX.BUS	591	2 611	1 561				
851 FOOTWEAR	52	56	34				
892 PRINTED MATTER	21	77	48				

7 IMPORTS AND EXPORTS (SPECIAL TRADE) BY COUNTRIES OF PRODUCTION AND CONSUMPTION AND BY GROUPS OF THE SITC-REV. III 1993

GROUP DESCRIPTION	DT = 100 KG	1 000 DM	1 000 \$	GROUP DESCRIPTION	DT = 100 KG	1 000 DM	1 000 \$
098 EDIBLE PROD.PREPRNS,NES	76	83	50	ARUBA			
112 ALCOHOLIC BEVERAGES	254	95	55				
334 PETROLEUM PRODUCTS	775	77	48	IMPORTS	165	207	127
335 RESIDUAL PETROL. PRODUCTS	1 686	206	125				
421 FIXED VEG.FAT,OILS, SOFT	2 300	293	177	821 FURNITURE,CUSHIONS,ETC.	165	133	83
511 HYDROCARBONS,NES,DERIVTS	684	149	88				
514 NITROGEN-FUNCT.COMPOUNDS	159	63	36	EXPORTS	15 659	12 093	7 323
516 OTHER ORGANIC CHEMICALS	17	67	42				
522 INORGANIC CHEM.ELEMENTS	179	53	32	048 CEREAL PREPARATIONS	146	77	48
523 METAL.SALTS,INORGAN.ACID	1 313	187	108	061 SUGARS,MOLASSES,HONEY	6 020	245	150
531 SYNTH.COLOURS,LAKES,ETC.	84	181	109	111 NON-ALCOHOL.BEVERAGE,NES	320	54	33
541 MEDICINES,ETC.EXC.GRP542	41	120	73	112 ALCOHOLIC BEVERAGES	403	98	59
542 MEDICAMENTS	201	723	438	122 TOBACCO, MANUFACTURED	63	97	59
551 ESSNTL.OIL,PERFUME,FLAVR	27	136	82	541 MEDICINES,ETC.EXC.GRP542	12	372	220
553 PERFUMERY,COSMETICS,ETC.	93	99	60	542 MEDICAMENTS	84	1 043	634
554 SOAP,CLEANERS,POLISH,ETC	286	77	47	553 PERFUMERY,COSMETICS,ETC.	119	217	127
572 POLYMERS OF STYRENE	354	75	44	664 GLASS	1 272	118	73
574 POLYACETAL,POLYCARBONATE	288	75	45	666 POTTERY	17	122	73
582 PLASTIC PLATE,SHEETS,ETC	728	687	407	693 WIRE PRODUCTS EXCL.ELECT	3 081	255	155
591 INSECTICIDES, ETC.	584	716	438	695 TOOLS	49	102	58
592 STARCHES,INULIN,ETC.	237	59	36	697 HOUSEHOLD EQUIPMENT,NES	77	96	58
598 MISC.CHEMICAL PRODTS,NES	1 545	1 207	734	899 MANUFACTS.BASE METAL,NES	44	115	69
600 CPL IND PLANT CHAP 69-76	2 025	2 613	1 610	713 INTRNL COMBUS PSTN ENGIN	10	90	56
629 ARTICLES OF RUBBER, NES	67	265	158	747 TAPS,COCKS,VALVES,ETC.	29	54	32
641 PAPER AND PAPERBOARD	2 544	762	463	749 NON-ELECT MACH.PARTS,ETC	25	87	53
642 PAPER,PAPERBOARD,CUT ETC	195	121	73	772 ELEC.SWITCH.RELAY.CIRCUIT	514	4 324	2 860
651 TEXTILE YARN	47	159	96	773 ELECTR DISTRIBT.EQPT NES	143	72	42
653 FABRICS,MAN-MADE FIBRES	73	109	65	781 PASS.MOTOR VEHCLS.EX.BUS	98	497	303
655 KNIT.CROCHET.FABRIC NES	27	79	47	813 LIGHTNG FIXTURES ETC.NES	33	87	39
657 SPECIAL YARN,TXTL.FABRIC	479	325	198	841 MENS,BOYS CLOTHING,X-KNIT	3	63	38
661 LIME,CEMENT,CONSTR.MATRL	65 258	1 409	846	842 WOMEN,GIRL CLOTHING,XKNIT	2	66	36
662 CLAY,REFRCT.CONSTR.MATRL	5 765	1 073	660	851 FOOTWEAR	38	176	103
663 MINERAL MANUFACTURES,NES	170	160	98	872 MEDICAL INSTRUMENTS NES	4	104	62
664 GLASS	4 212	327	199	884 OPTICAL GOODS NES		57	34
665 GLASSWARE	186	68	39	893 ARTICLES,NES,OF PLASTICS	106	123	74
673 FLAT-ROLLED IRON ETC.	3 535	215	132	894 BABY CARRIAGE, TOYS,GAMES	38	57	35
674 FLAT-ROLLED PLATED IRON	5 739	498	297	897 GOLD,SILVERWARE,JEWEL NES		405	242
677 RAILWAY TRACK IRON,STEEL	202	80	49	898 MUSICAL INSTRUMENTS,ETC.	3	62	37
679 TUBES,PIPES,ETC. IRON, STL	7 439	1 215	715	899 MISC MANUFCTRD GOODS NES	14	1 753	1 065
682 COPPER	514	329	201				
684 ALUMINIUM	55	74	44	NETH ANTILL			
694 NAILS,SCREWS,NUTS,ETC.	39	64	37				
695 TOOLS	121	632	385	IMPORTS	3 059 147	56 460	34 254
696 CUTLERY	32	100	61				
697 HOUSEHOLD EQUIPMENT,NES	36	50	30	034 FISH,FRESH,CHILLED,FROZN	964	472	282
699 MANUFACTS.BASE METAL,NES	188	468	281	042 RICE	63 730	7 837	4 850
700 CPL IND PLANT CHAP 84/85/87	261	1 991	1 196	288 NON-FERROUS WASTE,SCRAP	493	104	60
713 INTRNL COMBUS PSTN ENGIN	188	646	387	334 PETROLEUM PRODUCTS	2 964 955	34 291	20 884
716 ROTATING ELECTRIC PLANT	19	86	52	516 OTHER ORGANIC CHEMICALS	418	3 532	2 226
718 OTH.POWR.GENRTNG.MACHNRY	11	76	47	553 PERFUMERY,COSMETICS,ETC.	1	66	38
723 CIVIL ENGINEERING EQUIPT	36	67	41	716 ROTATING ELECTRIC PLANT	30	107	66
725 PAPER,PULP MILL MACHINES	38	71	43	793 SHIP,BOAT,FLOAT.STRUCTRS	28 453	9 517	5 567
726 PRINTNG,BOOKBINDNG MACHS	33	243	150	872 MEDICAL INSTRUMENTS NES		102	62
727 FOOD-PROCESS.MCH.NON DOM	26	299	241				
728 OTH.MACH,PTS,SPCL INDUST	470	1 349	763	EXPORTS	413 115	53 379	32 501
731 METAL REMOVAL WORK TOOLS	17	116	71				
735 PARTS,NES,FOR MACH-TOOLS	5	67	40	012 OTHER MEAT, MEAT OFFAL	706	185	109
737 METALWORKING MACHNRY NES	243	1 005	595	022 MILK AND CREAM	665	82	36
741 HEATNG,COOLNG EQUIP,PART	21	115	70	048 CEREAL PREPARATIONS	7 128	283	171
742 PUMPS FOR LIQUIDS,PARTS	71	657	395	059 FRUIT, VEGETABLE JUICES	960	119	71
743 PUMPS NES,CENTRIFUGS ETC	449	2 990	1 839	061 SUGARS,MOLASSES,HONEY	5 805	288	173
744 MECHANICAL HANDLING EQUIP	2 252	3 486	2 125	062 SUGAR CONFECTIONERY	146	62	37
745 OTH.NONELEC MCH, TOOL,NES	78	1 232	754	111 NON-ALCOHOL.BEVERAGE,NES	2 568	407	248
747 TAPS,COCKS,VALVES,ETC.	97	618	368	112 ALCOHOLIC BEVERAGES	1 162	250	152
748 TRANSMISSIONS SHAFTS ETC	269	906	553	278 OTHER CRUDE MINERALS	3 272	125	77
749 NON-ELECT MACH.PARTS,ETC	102	437	269	513 CARBOXYLIC ACIDS,DERIVTS	1 154	321	195
751 OFFICE MACHINES	31	153	90	522 INORGANIC CHEM.ELEMENTS	913	236	142
752 AUTOMATC.DATA PROC.EQUIP	3	99	59	541 MEDICINES,ETC.EXC.GRP542	60	214	133
771 ELECT POWER MACHNRY,PARTS	51	49	30	542 MEDICAMENTS	67	677	413
772 ELEC.SWITCH.RELAY.CIRCUIT	106	681	407	553 PERFUMERY,COSMETICS,ETC.	170	269	163
773 ELECTR DISTRIBT.EQPT NES	188	166	103	554 SOAP,CLEANERS,POLISH,ETC	454	138	82
775 DOM.ELEC,NON-ELEC.EQPT	15	57	35	575 OTH.PLASTIC,PRIMARY FORM	189	401	242
776 TRANSISTORS,VALVES,ETC.	2	78	48	582 PLASTIC PLATE,SHEETS,ETC	119	61	38
778 ELECTRIC.MACH,APPART,NES	822	407	247	591 INSECTICIDES, ETC.	35	123	74
781 PASS.MOTOR VEHCLS.EX.BUS	375	1 414	851	592 STARCHES,INULIN,ETC.	91	50	30
784 PARTS,TRACTORS,MOTOR VEH	18	83	50	597 PREPRD ADDITIVES,LIQUIDS	1 285	621	374
800 CPL IND PLANT CHAP 90/94	24	874	514	598 MISC.CHEMICAL PRODTS,NES	210	143	89
813 LIGHTNG FIXTURES ETC,NES	30	90	56	629 ARTICLES OF RUBBER, NES	20	100	61
821 FURNITURE,CUSHIONS,ETC.	36	72	44	635 WOOD MANUFACTURES, NES	193	218	132
851 FOOTWEAR	238	392	240	641 PAPER AND PAPERBOARD	2 084	348	208
872 MEDICAL INSTRUMENTS NES	37	67	40	642 PAPER,PAPERBOARD,CUT ETC	270	192	113
874 MEASURE,CONTROL INSTRMNT	29	629	374	658 TEXTILE ARTICLES NES	23	49	30
882 PHOTO.CINEMATOGRPH.SUPPL	62	215	131	661 LIME,CEMENT,CONSTR.MATRL	248	68	41
884 OPTICAL GOODS NES		80	48	662 CLAY,REFRCT.CONSTR.MATRL	1 052	128	78
893 ARTICLES,NES,OF PLASTICS	724	363	214	663 MINERAL MANUFACTURES,NES	393	110	65
895 OFFICE,STATIONERY SUPPLS	72	195	119	664 GLASS	2 347	266	166
897 GOLD,SILVERWARE,JEWEL NES		107	64	665 GLASSWARE	736	402	237
899 MISC MANUFCTRD GOODS NES	33	93	54	666 POTTERY	113	410	254
941 COMPL IND PLANT CHAPT 99	79	561	341	676 IRON,STL.BAR,SHAPES ETC.	15 617	808	482
				679 TUBES,PIPES,ETC. IRON,STL	7 566	1 457	884
GRENADA				682 COPPER	111	94	56
IMPORTS	7 550	2 428	1 469	684 ALUMINIUM	46	70	42
				693 WIRE PRODUCTS EXCL.ELECT	1 075	520	308
075 SPICES	7 514	2 357	1 427	694 NAILS,SCREWS,NUTS,ETC.	80	68	45
				695 TOOLS	209	458	275
EXPORTS	867	905	536	696 CUTLERY	21	142	80
				697 HOUSEHOLD EQUIPMENT,NES	302	367	222
697 HOUSEHOLD EQUIPMENT,NES	40	62	38	699 MANUFACTS.BASE METAL,NES	437	628	388
747 TAPS,COCKS,VALVES,ETC.	28	63	38	712 STEAM TURBINES	20	284	166
752 AUTOMATC.DATA PROC.EQUIP	10	70	43	713 INTRNL COMBUS PSTN ENGIN	128	581	350
842 WOMEN,GIRL CLOTHING,XKNIT	3	48	30	718 OTH.POWR.GENRTNG.MACHNRY	37	373	223
851 FOOTWEAR	67	93	58	724 TEXTILE,LEATHER MACHINES	28	156	95
				726 PRINTNG,BOOKBINDNG MACHS	28	127	75
				727 FOOD-PROCESS.MCH.NON DOM	14	82	49
				728 OTH.MACH,PTS,SPCL INDUST	60	285	171
				733 MACH-TOOLS,METAL-WORKING	37	307	181
				741 HEATNG,COOLNG EQUIP,PART	1 018	1 904	1 131
				742 PUMPS FOR LIQUIDS,PARTS	21	350	210

7 IMPORTS AND EXPORTS (SPECIAL TRADE) BY COUNTRIES OF PRODUCTION AND CONSUMPTION AND BY GROUPS OF THE SITC-REV. III 1993

GROUP DESCRIPTION	DT = 100 KG	1 000 DM	1 000 \$	GROUP DESCRIPTION	DT = 100 KG	1 000 DM	1 000 \$
743 PUMPS NES,CENTRIFUGS ETC	57	310	189	098 EDIBLE PROD.PREPRNTS,NES	166	382	227
744 MECHANICAL HANDLING EQUIP	634	273	188	111 NON-ALCOHOL. BEVERAGE,NES	2 500	280	169
745 OTH.NONELEC MCH.TOOL,NES	69	152	97	112 ALCOHOLIC BEVERAGES	13 462	2 243	1 365
747 TAPS,COCKS,VALVES,ETC.	51	224	136	232 SYNTHETIC RUBBER, ETC.	9 963	3 638	2 205
748 TRANSMISSIONS SHAFTS ETC	30	187	111	251 PULP AND WASTE PAPER	1 686	345	210
749 NON-ELECT MACH.PARTS,ETC	64	292	178	266 SYNTHETIC FIBRES	695	192	116
751 OFFICE MACHINES	25	95	60	273 STONE, SAND AND GRAVEL	4 795	63	38
759 PARTS,FOR OFFICE MACHINS	7	73	43	278 OTHER CRUDE MINERALS	20 702	239	142
763 SOUND RECORDER,PHONOGRPH	24	134	80	282 FERROUS WASTE AND SCRAP	203 338	3 050	1 846
764 TELECOMM.EQUIP.PARTS NES	8	77	44	285 ALUMINIUM DRE,CONCTR.ETC	1 430	211	127
771 ELECT POWER MACHNY.PARTS	148	187	109	291 CRUDE ANIMAL MATERLS,NES	63	128	77
772 ELEC.SWITCH,RELAY,CIRCUT	86	467	281	292 CRUDE VEG.MATERIALS, NES	2 007	3 091	1 864
773 ELECTR DISTRIBT.EQPT NES	3 216	1 353	812	334 PETROLEUM PRODUCTS	786	264	165
775 DOM.ELEC,NON-ELEC.EQUIPT	26	195	115	335 RESIDUAL PETROL.PRODUCTS	4 364	566	339
778 ELECTRIC.MACH.APPART.NES	52	308	181	411 ANIMAL OILS AND FATS	102	158	95
781 PASS.MOTOR VEHCLS.EX.BUS	368	1 317	795	431 ANIMAL,VEG.FATS,OILS,NES	2 385	463	285
782 GOODS,SPCL TRANSPORT VEH	72	188	114	511 HYDROCARBONS,NES,DERIVTS	5 160	1 194	718
784 PARTS,TRACTORS,MOTOR VEH	25	123	71	512 ALCOHOL,PHENOL,ETC.DERIV	42 801	4 347	2 619
786 TRAILERS,SEMI-TRAILR,ETC	650	591	365	513 CARBOXYLIC ACIDS,DERIVTS	22 832	7 783	4 664
793 SHIP,BOAT,FLQAT,STRUCTRS	334 860	20 271	12 548	514 NITROGEN-FUNCT.COMPOUNDS	37 782	22 822	13 861
813 LIGHTING FIXTURES ETC.NES	255	567	345	515 ORGANO-INORGANIC COMPNDS	5 484	24 206	14 691
821 FURNITURE,CUSHIONS,ETC.	1 409	1 364	835	516 OTHER ORGANIC CHEMICALS	6 996	6 789	4 087
831 TRUNK,SUIT-CASES,BAG,ETC	3	72	46	522 INORGANIC CHEM.ELEMENTS	36 812	6 889	4 178
841 MENS,BOYS CLOTHING,X-KNIT	30	276	160	523 METAL,SALTS,INORGAN.ACID	29 966	4 488	2 695
842 WOMEN,GIRL CLOTHING,XKNIT	3	363	218	524 OTHER CHEMICAL COMPOUNDS	573	212	123
844 WOMEN,GIRLS CLOTHING.KNIT	3	65	30	531 SYNTH.COLOURS,LAKES,ETC.	8 056	24 545	14 815
845 OTHR.TEXTILE APPAREL,NES	8	108	64	532 DYEING,TANNING MATERIALS	2 675	896	543
848 CLOTHING,NONTXTL,HEADGEAR	27	65	37	533 PIGMENTS, PAINTS, ETC.	10 989	6 794	4 103
851 FOOTWEAR	61	364	223	541 MEDICINES,ETC.EXC.GRP542	2 795	26 008	15 745
872 MEDICAL INSTRUMENTS NES	7	279	168	542 MEDICAMENTS	901	9 483	5 761
874 MEASURE,CONTROL INSTRMNT	27	669	404	551 ESSNTL.OIL,PERFUME,FLAVR	807	2 373	1 437
882 PHOTO.CINEMATOGRPH.SUPPL	2	63	37	553 PERFUMERY,COSMETICS,ETC.	181	7 619	4 607
884 OPTICAL GOODS NES	7	224	127	554 SOAP,CLEANERS,POLISH,ETC	22 740	7 919	4 607
885 WATCHES AND CLOCKS	7	221	138	562 FERTILIZER,EXCEPT GRP272	1 711 824	24 913	15 051
892 PRINTED MATTER	81	147	88	571 POLYMERS OF ETHYLENE	3 203	808	367
893 ARTICLES,NES,OF PLASTICS	458	575	344	572 POLYMERS OF STYRENE	3 271	1 177	714
894 BABY CARRIAGE,TOYS,GAMES	430	1 145	707	573 POLYMERS,VINYL CHLORIDE	21 935	3 334	2 382
895 OFFICE,STATIONERY SUPPLS	22	97	56	574 POLYACETAL,POLYCARBONATE	2 955	1 561	936
897 GOLD,SILVERWARE,JEWEL NES	1 718	1 718	1 037	575 OTH.PLASTIC,PRIMARY FORM	16 746	10 860	6 566
899 MISC MANUFCTRD GOODS NES	55	129	76	579 PLASTIC WASTE, SCRAP,ETC	428	167	99
COLOMBIA							
IMPORTS							
001 LIVE ANIMALS	5	85	52	581 PLASTIC TUBE,PIPE,HOSE	198	666	403
034 FISH,FRESH,CHILLED,FROZN	843	1 959	1 182	582 PLASTIC PLATE,SHEETS,ETC	1 911	1 669	1 013
054 VEGETABLES	830	304	183	583 MONOFILAMENT OF PLASTICS	133	181	111
057 FRUIT,NUTS EXCL.OIL NUTS	2 114 874	178 522	108 229	591 INSECTICIDES, ETC.	13 606	18 200	11 027
058 FRUIT,PRESERVED,PREPARED	5 316	842	504	592 STARCHES,INULIN,ETC.	3 480	1 818	1 091
059 FRUIT,VEGETABLE JUICES	26 396	7 950	4 820	597 PREPRD ADDITIVES,LIQUIDS	5 057	2 269	1 378
071 COFFEE,COFFEE SUBSTITUTE	3 002 211	795 872	481 270	598 MISC.CHEMICAL PRODTS,NES	35 947	15 029	9 060
072 COCOA	8 763	1 674	1 019	611 LEATHER	26	56	33
074 TEA AND MATE	487	180	109	621 MATERIALS OF RUBBER	226	430	258
098 EDIBLE PROD.PREPRNTS,NES	588	62	37	625 RUBBER TYRES,TUBES,ETC.	475	319	195
121 TOBACCO, UNMANUFACTURED	2 679	2 582	1 564	629 ARTICLES OF RUBBER, NES	260	1 018	608
211 HIDES,SKINS(EX.FURS),RAW	12	84	51	634 VENEERS, PLYWOOD, ETC.	148	54	33
222 OILSEED(SFT.FIX VEG.OIL)	1 606	273	164	641 PAPER AND PAPERBOARD	18 476	4 649	2 820
291 CRUDE ANIMAL MATERLS,NES	469	586	352	642 PAPER,PAPERBOARD,CUT ETC	503	782	473
292 CRUDE VEG.MATERIALS, NES	37 076	33 181	20 057	651 TEXTILE YARN	897	2 382	1 427
321 COAL,NOT AGGLOMERATED	7 488 011	48 282	30 112	652 COTTON FABRICS, WOVEN	214	959	575
325 COKE,SEMI-COKE,RET.CARBON	356 433	1 863	1 097	653 FABRICS,MAN-MADE FIBRES	1 563	4 536	2 768
514 NITROGEN-FUNCT.COMPOUNDS	803	210	125	655 KNIT,CROCHET,FABRIC NES	150	622	371
551 ESSNTL.OIL,PERFUME,FLAVR	47	54	31	656 TULLE,LACE,EMBROIDRY,ETC	14	250	149
592 STARCHES,INULIN,ETC.	6 634	5 027	3 069	657 SPECIAL YARN,TXTL.FABRIC	922	2 812	1 702
611 LEATHER	279	1 356	821	658 TEXTILE ARTICLES NES	66	160	93
652 COTTON FABRICS, WOVEN	1 451	1 502	908	659 FLOOR COVERINGS, ETC.	23	69	44
653 FABRICS,MAN-MADE FIBRES	73	106	61	662 CLAY,REFRCT.CONSTR.MATRL	26 501	3 091	1 834
655 KNIT,CROCHET,FABRIC NES	45	105	63	663 MINERAL MANUFACTURES,NES	2 534	1 598	958
658 TEXTILE ARTICLES NES	11 603	16 009	9 692	664 GLASS	4 725	1 293	785
659 FLOOR COVERINGS, ETC.	176	193	118	665 GLASSWARE	1 898	2 063	1 244
666 POTTERY	92	123	75	666 POTTERY	187	556	353
667 PEARLS,PRECIOUS STONES	.	.	.	667 PEARLS,PRECIOUS STONES	.	.	.
671 PIG IRON,SPIEGELISEN,ETC	20 808	9 487	5 891	671 PIG IRON,SPIEGELISEN,ETC	5 541	718	433
727 FOOD-PROCESS.MCH,NON DOM	28	181	106	672 INGOTS,ETC.IRON OR STEEL	575	227	138
745 OTH.NONELEC MCH.TOOL,NES	132	301	177	673 FLAT-ROLLED IRON ETC.	569 081	33 651	20 353
749 NON-ELECT MACH.PARTS,ETC	6	146	88	674 FLAT-ROLLED PLATED IRON	112 233	8 556	5 036
759 PARTS,FOR OFFICE MACHINS	1	62	36	675 FLAT-ROLLED, ALLOY STEEL	11 715	2 989	1 806
772 ELEC.SWITCH,RELAY,CIRCUT	24	52	33	676 IRON,STL.BAR,SHAPES ETC.	12 120	2 632	1 596
778 ELECTRIC.MACH.APPART.NES	14	183	111	678 WIRE OF IRON OR STEEL	818	366	220
821 FURNITURE,CUSHIONS,ETC.	135	316	188	679 TUBES,PIPES,ETC.IRON,STL	7 723	1 909	1 145
831 TRUNK,SUIT-CASES,BAG,ETC	2 092	11 252	6 792	682 COPPER	1 687	1 478	890
841 MENS,BOYS CLOTHING,X-KNIT	2 714	8 918	5 370	683 NICKEL	1 179	413	250
842 WOMEN,GIRL CLOTHING,XKNIT	658	3 251	1 965	684 ALUMINIUM	6 485	3 788	2 294
844 WOMEN,GIRLS CLOTHING.KNIT	69	181	98	687 TIN	37	70	40
845 OTHR.TEXTILE APPAREL,NES	1 451	5 559	3 365	689 MISC.NON-FERR.BASE METAL	34	296	179
848 CLOTHING,NONTXTL,HEADGEAR	60	287	172	691 METALLIC STRUCTURES NES	1 652	1 550	946
851 FOOTWEAR	3 363	14 472	8 798	692 CONTAINERS,STORAGE,TRNSP	100	170	102
874 MEASURE,CONTROL INSTRMNT	4	204	122	693 WIRE PRODUCTS EXCL.ELECT	63	264	160
892 PRINTED MATTER	981	1 600	974	694 NAILS,SCREWS,NUTS,ETC.	268	483	274
893 ARTICLES,NES,OF PLASTICS	10	58	35	695 TOOLS	1 629	4 893	2 954
896 WORKS OF ART,ANTIQUE ETC	5	63	38	696 CUTLERY	112	501	305
897 GOLD,SILVERWARE,JEWEL NES	9	465	281	697 HOUSEHOLD EQUIPMENT,NES	66	205	124
899 MISC MANUFCTRD GOODS NES	43	97	59	699 MANUFACTS.BASE METAL,NES	6 712	3 772	2 256
EXPORTS							
001 LIVE ANIMALS	301	833	497	700 CPL IND PLANT (84/85/87)	59	975	574
037 FISH ETC.PREPD,PRSD,NES	63	59	35	712 STEAM TURBINES	22	1 026	622
041 WHEAT, MESLIN, UNMILLED	110 359	1 713	1 046	713 INTRNL COMBUS PSTN ENGIN	678	7 525	4 502
048 CEREAL PREPARATIONS	191	197	115	716 ROTATING ELECTRIC PLANT	1 358	4 623	2 770
054 VEGETABLES	78	104	61	718 OTH.POWR.GENRTNG.MACHNRY	207	1 647	978
056 VEGETABLES,PRPD,PRSD,NES	27	69	41	721 AGRIC.MACHINES,EX.TRACTR	649	1 442	885
061 SUGARS,MOLASSES,HONEY	771	138	82	722 TRACTORS	140	123	75
062 SUGAR CONFECTIONERY	177	59	35	723 CIVIL ENGINEERING EQUIPT	5 695	6 632	3 979
071 COFFEE,COFFEE SUBSTITUTE	321	416	251	724 TEXTILE,LEATHER MACHINES	16 821	64 238	39 009
073 CHOCOLATE,OTH.COCOA PREP	144	118	68	725 PAPER,PULP MILL MACHINES	953	4 406	2 666
081 ANIMAL FEED STUFF	705	2 005	1 211	726 PRINTNG,BOOKBINDNG MACHS	5 355	27 975	16 871
				727 FOOD-PROCESS.MCH,NON DOM	1 968	11 301	6 979
				728 OTH.MACH,PTS,SPCL INDUST	10 128	33 085	19 916
				731 METAL REMOVAL WORK TOOLS	668	1 744	1 056
				733 MACH-TOOLS,METAL-WORKING	1 775	3 157	1 903
				735 PARTS,NES,FOR MACH-TOOLS	1 155	1 555	699
				737 METALWORKING MACHNRY NES	3 148	1 348	811
				741 HEATING,COOLING EQUIP,PART	1 173	6 036	3 638
				742 PUMPS FOR LIQUIDS,PARTS	946	6 710	4 048

7 IMPORTS AND EXPORTS (SPECIAL TRADE) BY COUNTRIES OF PRODUCTION AND CONSUMPTION AND BY GROUPS OF THE SITC-REV. III 1993

GROUP DESCRIPTION	DT = 100 KG	1 000 DM	1 000 \$	GROUP DESCRIPTION	DT = 100 KG	1 000 DM	1 000 \$
743 PUMPS NES,CENTRIFUGS ETC	1 341	8 006	4 766	EXPORTS	1 890 880	927 135	560 550
744 MECHANICAL HANDLING EQUIP	707	2 239	1 343				
745 OTH.NONELEC MCH,TOOL,NES	10 739	44 115	26 746	001 LIVE ANIMALS	33	334	202
746 BALL OR ROLLER BEARINGS	307	1 352	819	024 CHEESE AND CURD	397	451	270
747 TAPS,COCKS,VALVES,ETC.	382	2 376	1 440	041 WHEAT, MESLIN, UNMILLED	523 686	9 026	5 394
748 TRANSMISSIONS SHAFTS ETC	1 264	4 465	2 691	048 CEREAL PREPARATIONS	201 251	8 885	5 334
749 NON-ELECT MACH,PARTS,ETC	1 215	6 350	3 827	054 VEGETABLES	3 420	1 081	669
751 OFFICE MACHINES	221	1 020	613	056 VEGETABLES,PRPD,PRSD,NES	285	218	131
752 AUTOMATC.DATA PROC.EQUIP	231	3 757	2 254	058 FRUIT,PRESERVED,PREPARED	517	296	181
759 PARTS,FOR OFFICE MACHINS	23	747	459	061 SUGARS,MOLASSES,HONEY	2 580	409	247
763 SOUND RECORDER,PHONOGRPH	3	94	56	075 SPICES	491	197	120
764 TELECOMM.EQUIP,PARTS NES	5 117	53 886	32 734	081 ANIMAL FEED STUFF	1 764	2 137	1 290
771 ELECT POWER MACHNY,PARTS	480	2 137	1 306	098 EDIBLE PROD.PREPRPTS,NES	582	857	522
772 ELEC. SWITCH.RELAY.CIRCUIT	3 570	20 062	12 163	111 NON-ALCOHOL.BEVERAGE,NES	1 349	214	134
773 ELECTR DISTRIB.EQPT NES	125	459	272	112 ALCOHOLIC BEVERAGES	12 697	2 234	1 352
774 ELECTRO-MEDCL.XRAY EQUIP	345	8 741	5 248	232 SYNTHETIC RUBBER, ETC.	18 630	3 889	2 349
775 DOM.ELEC,NON-ELEC.EQUIPT	492	1 268	768	248 WOOD, SIMPLY WORKED	8	118	73
776 TRANSISTORS,VALVES,ETC.	5	405	243	251 PULP AND WASTE PAPER	4 452	1 171	710
778 ELECTRIC.MACH.APART,NES	5 249	13 375	8 091	266 SYNTHETIC FIBRES	3 646	1 325	797
781 PASS.MOTOR VEHCLS.EX.BUS	7 972	25 828	15 588	268 WOOL, OTHER ANIMAL HAIR	844	833	505
782 GOODS,SPCL TRANSPORT VEH	239	590	361	273 STONE, SAND AND GRAVEL	4 368	1 84	100
783 ROAD MOTOR VEHICLES NES	188	203	126	278 OTHER CRUDE MINERALS	48 889	1 584	957
784 PARTS,TRACTORS,MOTOR VEH	1 731	6 307	3 806	285 ALUMINIUM ORE,CONCTR.ETC	2 898	238	144
785 CYCLES,MOTORCYCLES ETC.	52	132	77	292 CRUDE VEG.MATERIALS, NES	1 833	4 632	2 814
786 TRAILERS,SEMI-TRAILER,ETC	194	60	37	334 PETROLEUM PRODUCTS	2 311	379	227
792 AIRCRAFT,ASOCTD.EQUIPNT	5	82	48	335 RESIDUAL PETROL.PRODUCTS	149 170	6 320	3 833
793 SHIP,BOAT,FLOAT,STRUCTRS	5 380	1 071	626	411 ANIMAL OILS AND FATS	186	155	92
813 LIGHTING FIXTURES ETC.NES	194	783	473	422 FIXED VEG.FAT,OILS,OTHER	723	132	78
821 FURNITURE,CUSHIONS,ETC.	711	1 093	661	431 ANIMAL,VEG.FATS,OILS,NES	3 693	557	336
831 TRUNK,SUIT-CASES,BAG,ETC	69	280	167	511 HYDROCARBONS,NES,DERIVTS	6 021	879	528
841 MENS,BOYS CLOTHING,X-KNIT	27	545	327	512 ALCOHOL,PHENOL,ETC.DERIV	40 189	5 971	3 623
842 WOMEN,GIRL CLOTHING,XKNIT	3	233	139	513 CARBOXYLIC ACIDS,DERIVTS	16 097	5 152	3 112
845 OTHR.TEXTILE APPAREL,NES	22	193	115	514 NITROGEN-FUNCT.COMPOUNDS	17 170	12 625	7 683
846 CLOTHING ACCESSRS,FABRIC	13	113	66	515 ORGANO-INORGANIC COMPNDS	5 120	15 563	9 452
851 FOOTWEAR	24	94	57	516 OTHER ORGANIC CHEMICALS	6 892	3 038	1 824
871 OPTICAL INSTRUMENTS,NES	61	1 928	1 157	522 INORGANIC CHEM.ELEMENTS	18 999	5 108	3 080
872 MEDICAL INSTRUMENTS NES	380	11 091	6 673	523 METAL.SALTS, INORGAN.ACID	90 870	10 621	6 415
873 METERS,COUNTERS,NES	225	2 542	1 549	524 OTHER CHEMICAL COMPOUNDS	763	461	280
874 MEASURE,CONTROL INSTRMNT	452	12 728	7 697	525 RADIO-ACTIVE MATERIALS		56	33
881 PHOTOGRAPH APPAR.ETC.NES	101	1 243	758	531 SYNTH.COLOURS,LAKES,ETC.	3 255	10 841	6 583
882 PHOTO.CINEMATOGPH.SUPPL	4 166	10 502	6 338	532 DYEING,TANNING MATERIALS	11 968	1 894	1 151
884 OPTICAL GOODS NES		246	147	533 PIGMENTS, PAINTS, ETC.	22 080	9 759	5 888
885 WATCHES AND CLOCKS	57	453	270	541 MEDICINES,ETC.EXC.GRP542	3 802	22 715	13 750
891 ARMS AND AMMUNITION	10	271	158	542 MEDICAMENTS	1 765	11 600	7 013
892 PRINTED MATTER	1 443	1 913	1 142	551 ESSENTL.OIL,PERFUME,FLAVR	1 237	4 066	2 460
893 ARTICLES,NES,OF PLASTICS	842	1 419	859	553 PERFUMERY,COSMETICS,ETC.	304	1 674	1 009
894 BABY CARRIAGE,TOYS,GAMES	150	332	239	554 SOAP,CLEANERS,POLISH,ETC	20 423	4 787	2 896
895 OFFICE,STATIONERY SUPPLS	621	4 905	2 954	562 FERTILIZER,EXCEPT GRP272	2 167	535	325
896 WORKS OF ART,ANTIQUE ETC	2	391	237	571 POLYMERS OF ETHYLENE	2 504	403	249
897 GOLD,SILVERWARE,JEWEL NES		995	599	572 POLYMERS OF STYRENE	5 960	1 808	1 091
898 MUSICAL INSTRUMENTS,ETC.	1 106	4 139	2 499	573 POLYMERS,VINYL CHLORIDE	11 290	3 760	2 278
899 MISC MANUFCTRD GOODS NES	218	2 109	1 267	574 POLYACETAL,POLYCARBONATE	2 618	1 644	1 002
				575 OTH.PLASTIC,PRIMARY FORM	22 970	18 396	11 155
VENEZUELA				579 PLASTIC WASTE, SCRAP ETC	242	119	71
IMPORTS	59 301 407	995 867	601 551	581 PLASTIC TUBE,PIPE,HOSE	648	2 396	1 445
034 FISH,FRESH,CHILLED,FROZN	17	98	59	582 PLASTIC PLATE,SHEETS,ETC	2 932	2 387	1 446
036 CRUSTACEANS,MOLLUSCS ETC	398	164	100	583 MONOFILAMENT OF PLASTICS	53	68	41
057 FRUIT,NUTS EXCL.OIL NUTS	5 043	951	581	591 INSECTICIDES, ETC.	2 167	2 109	1 280
058 FRUIT,PRESERVED,PREPARED	9 285	1 118	678	592 STARCHES,INULIN,ETC.	4 809	1 810	1 098
059 FRUIT,VEGETABLE JUICES	4 925	1 003	610	597 PREPRD ADDITIVES,LIQUIDS	2 844	1 467	885
071 COFFEE,COFFEE SUBSTITUTE	16 528	4 293	2 563	598 MISC.CHEMICAL PRODTS,NES	21 589	10 911	6 580
072 COCOA	6 468	1 825	1 090	600 CPL IND PLANT CHAP 69-76	568	10 491	6 208
121 TOBACCO, UNMANUFACTURED	332	242	148	612 MANUFACT. LEATHER ETC.NES	6	132	80
211 HIDES,SKINS(EX.FURS),RAW	55	254	155	621 MATERIALS OF RUBBER	361	568	338
222 OILSEED(SFT.FIX VEG.OIL)	6 889	1 136	675	629 ARTICLES OF RUBBER, NES	1 684	4 003	2 425
223 OILSEED(OTH.FIX.VEG.OIL)	363	58	34	641 PAPER AND PAPERBOARD	10 437	3 233	1 947
263 COTTON	13 846	574	351	642 PAPER,PAPERBOARD,CUT ETC	1 623	1 062	636
278 OTHER CRUDE MINERALS	63 708	3 418	2 116	651 TEXTILE YARN	217	756	459
281 IRON ORE, CONCENTRATES	730 890	3 396	1 980	652 COTTON FABRICS, WOVEN	166	723	436
288 NON-FERROUS WASTE,SCRAP	575	139	82	653 FABRICS,MAN-MADE FIBRES	112	570	342
291 CRUDE ANIMAL MATERIALS,NES	1 080	70	43	654 OTH.TEXTILE FABRIC,WOVEN	12	71	43
292 CRUDE VEG.MATERIALS, NES	346	340	204	655 KNIT.CROCHET.FABRIC NES	85	95	56
321 COAL,NOT AGGLOMERATED	1 799 241	12 338	7 523	657 SPECIAL YARN,TXTL.FABRIC	805	3 162	1 916
333 PETROLEUM OILS, CRUDE	53 876 222	903 504	545 545	658 TEXTILE ARTICLES NES	227	308	185
334 PETROLEUM PRODUCTS	2 694 671	33 130	20 231	659 FLOOR COVERINGS, ETC.	150	1 195	730
421 FIXED VEG.FAT,OILS, SOFT	2 271	532	319	661 LIME,CEMENT,CONSTR.MATRL	119	71	42
514 NITROGEN-FUNCT.COMPOUNDS	150	95	59	662 CLAY,REFRCT.CONSTR.MATRL	70 049	14 064	8 526
522 INORGANIC CHEM.ELEMENTS	2 863	319	196	663 MINERAL MANUFACTURES,NES	5 068	3 035	1 813
524 OTHER CHEMICAL COMPOUNDS	18 933	1 436	881	664 GLASS	2 421	471	283
533 PIGMENTS, PAINTS, ETC.	181	102	61	665 GLASSWARE	1 304	1 366	823
593 EXPLOSIVES,PYROTECHNICS	198	363	223	666 POTTERY	519	1 218	739
598 MISC.CHEMICAL PRODTS,NES	801	407	239	667 PEARLS,PRECIOUS STONES			
611 LEATHER	7	398	242	671 PIG IRON,SPIEGELEISN,ETC	3 790	1 005	610
629 ARTICLES OF RUBBER, NES	20	94	58	673 FLAT-ROLLED IRON ETC.	151 806	8 068	4 865
658 TEXTILE ARTICLES NES	61	97	57	674 FLAT-ROLLED PLATED IRON	7 914	1 526	917
674 FLAT-ROLLED PLATED IRON	728	68	40	675 FLAT-ROLLED, ALLOY STEEL	21 835	7 676	4 619
684 ALUMINIUM	35 416	8 631	5 198	676 IRON,STL,BAR,SHAPES ETC.	14 419	1 399	806
697 HOUSEHOLD EQUIPMENT,NES	223	270	163	677 RAILWAY TRACK IRON,STEEL	1 959	301	187
699 MANUFACTS.BASE METAL,NES	571	178	105	678 WIRE OF IRON OR STEEL	552	222	135
728 OTH.MACH,PTS,SPCL INDUST	45	82	49	679 TUBES,PIPES,ETC.IRON,STL	10 560	5 830	3 525
741 HEATING,COOLING EQUIP,PART	58	617	369	682 COPPER	1 903	2 179	1 323
742 PUMPS FOR LIQUIDS,PARTS	15	120	75	683 NICKEL	398	966	594
743 PUMPS NES,CENTRIFUGS ETC	728	1 900	1 117	684 ALUMINIUM	52 579	23 288	14 109
745 OTH.NONELEC MCH,TOOL,NES	230	241	146	689 MISC.NON-FERR.BASE METAL	3 006	983	595
752 AUTOMATC.DATA PROC.EQUIP	9	73	41	691 METALLIC STRUCTURES NES	978	1 267	768
759 PARTS,FOR OFFICE MACHINS	3	53	32	692 CONTAINERS,STORAGE,TRNSP	2 288	3 408	2 023
764 TELECOMM.EQUIP,PARTS NES	7	687	406	693 WIRE PRODUCTS EXCL.ELECT	899	877	526
772 ELEC. SWITCH.RELAY.CIRCUIT	12	51	32	694 NAILS,SCREWS,NUTS,ETC.	509	904	539
778 ELECTRIC.MACH.APART,NES	17	488	296	695 TOOLS	1 611	5 233	3 151
784 PARTS,TRACTORS,MOTOR VEH	124	99	61	696 CUTLERY	305	2 182	1 318
841 MENS,BOYS CLOTHING,X-KNIT	112	89	52	697 HOUSEHOLD EQUIPMENT,NES	184	294	178
845 OTHR.TEXTILE APPAREL,NES	18	127	77	699 MANUFACTS.BASE METAL,NES	3 806	4 493	2 702
871 OPTICAL INSTRUMENTS,NES	17	3 087	1 868	700 CPL IND PLANT (84/85/87)	303	13 910	8 270
874 MEASURE,CONTROL INSTRMNT	2	327	197	712 STEAM TURBINES	175	2 743	1 687
891 ARMS AND AMMUNITION	22	113	70	713 INTRNL COMBUS PSTN ENGIN	1 260	12 676	7 791
				716 ROTATING ELECTRIC PLANT	4 551	12 956	7 885
				718 OTH.POWR.GENRTNG.MACHNRY	378	2 189	1 323
				721 AGRIC.MACHINES,EX.TRACTR	87	357	212

GROUP DESCRIPTION	DT = 100 KG	1 000 DM	1 000 \$	GROUP DESCRIPTION	DT = 100 KG	1 000 DM	1 000 \$
722 TRACTORS	90	100	62	SURINAME			
723 CIVIL ENGINEERING EQUIPT	13 865	20 091	12 146				
724 TEXTILE, LEATHER MACHINES	4 956	21 440	12 997	IMPORTS	543 069	39 669	23 773
725 PAPER, PULP MILL MACHINES	2 050	9 346	5 601				
726 PRINTING, BOOKBINDING MACHS	3 866	20 236	12 226	001 LIVE ANIMALS	9	198	119
727 FOOD-PROCESS. MCH. NON DOM	2 801	10 729	6 445	042 RICE	73 502	8 105	4 870
728 OTH. MACH. PTS, SPCL INDUST	8 868	36 043	21 889	285 ALUMINIUM ORE, CONCTR. ETC	399 659	15 992	9 646
731 METAL REMOVAL WORK TOOLS	1 238	3 912	2 329	684 ALUMINIUM	69 094	15 248	9 062
733 MACH-TOOLS, METAL-WORKING	464	1 871	1 113				
735 PARTS, NES, FOR MACH-TOOLS	399	2 987	1 813	EXPORTS	53 597	9 198	5 538
737 METALWORKING MACHINRY NES	3 630	7 273	4 333				
741 HEATING, COOLING EQUIP, PART	5 523	19 898	12 131	048 CEREAL PREPARATIONS	1 270	84	49
742 PUMPS FOR LIQUIDS, PARTS	1 720	11 654	7 052	061 SUGARS, MOLASSES, HONEY	28 597	1 256	769
743 PUMPS NES, CENTRIFUGS ETC	2 856	17 391	10 495	074 TEA AND MATE	219	133	80
744 MECHANICAL HANDLING EQUIP	6 466	15 022	9 051	278 OTHER CRUDE MINERALS	4 602	75	47
745 OTH. NONELEC MCH, TOOL, NES	2 947	33 497	20 333	285 ALUMINIUM ORE, CONCTR. ETC	88	158	97
746 BALL OR ROLLER BEARINGS	1 351	4 295	2 586	541 MEDICINES, ETC. EXC. GRP542	24	101	6
747 TAPS, COCKS, VALVES, ETC.	3 561	13 225	8 087	542 MEDICAMENTS	68	223	134
748 TRANSMISSIONS SHAFTS ETC	3 962	16 185	9 774	553 PERFUMERY, COSMETICS, ETC.	99	483	282
749 NON-ELECT MACH. PARTS, ETC	4 939	10 507	6 333	554 SOAP, CLEANERS, POLISH, ETC	1 097	182	111
751 OFFICE MACHINES	1 119	6 115	3 712	571 POLYMERS OF ETHYLENE	3 750	463	281
752 AUTOMATC. DATA PROC. EQUIP	370	7 910	4 836	575 OTH. PLASTIC, PRIMARY FORM	4 192	505	304
759 PARTS, FOR OFFICE MACHINS	410	7 230	4 380	591 INSECTICIDES, ETC.	216	624	373
761 TELEVISION RECEIVERS ETC	5	73	45	598 MISC. CHEMICAL PRODS. NES	341	114	68
764 TELECOMM. EQUIP. PARTS NES	3 212	49 910	30 071	629 ARTICLES OF RUBBER, NES	48	115	70
771 ELECT POWER MACHINRY, PARTS	2 716	6 400	3 947	641 PAPER AND PAPERBOARD	1 155	232	142
772 ELEC. SWITCH, RELAY, CIRCUIT	4 187	33 119	20 076	642 PAPER, PAPERBOARD, CUT ETC	274	120	74
773 ELECTR DISTRIB. EQPT NES	598	2 228	1 347	657 SPECIAL YARN, TXTL. FABRIC	43	57	33
774 ELECTRO-MEDCL. XRAY EQUIP	220	7 793	4 715	658 TEXTILE ARTICLES NES	89	97	57
775 DOM. ELEC. NON-ELEC. EQUIPT	367	991	601	664 GLASS	468	52	32
776 TRANSISTORS, VALVES, ETC.	7	876	524	673 FLAT-ROLLED IRON ETC.	2 994	141	87
778 ELECTRIC MACH. APPART. NES	40 336	23 998	14 333	676 IRON, STL. BAR, SHAPES ETC.	994	60	36
781 PASS. MOTOR VEHCLS. EX. BUS	8 327	32 859	19 840	695 TOOLS	141	201	123
782 GOODS, SPCL TRANSPORT VEH	2 148	1 495	897	697 HOUSEHOLD EQUIPMENT, NES	54	53	32
783 ROAD MOTOR VEHICLES NES	277	329	199	699 MANUFACTS. BASE METAL, NES	270	146	89
784 PARTS, TRACTORS, MOTOR VEH	10 777	17 687	10 733	721 AGRIC. MACHINES, EX. TRACTR	54	165	97
785 CYCLES, MOTORCYCLES ETC.	72	469	288	727 FOOD-PROCESS. MCH. NON DOM	8	67	41
786 TRAILERS, SEMI-TRAILER, ETC	328	193	113	728 OTH. MACH. PTS, SPCL INDUST	102	206	124
791 RAILWAY VEHICLES, EQUIPNT	504	135	83	733 MACH-TOOLS, METAL-WORKING	34	64	38
792 AIRCRAFT, ASSOCTD. EQUIPNT	8	1 060	636	741 HEATING, COOLING EQUIP, PART	11	72	43
800 CPL IND PLANT CHAP 90/94	1	1 938	1 180	745 OTH. NONELEC MCH, TOOL, NES	66	479	290
812 PLUMBING, SANITARY, EQPT. ETC	63	183	111	747 TAPS, COCKS, VALVES, ETC.	15	55	30
813 LIGHTING FIXTURES, ETC. NES	107	442	266	748 TRANSMISSIONS SHAFTS ETC	9	101	61
821 FURNITURE, CUSHIONS, ETC.	2 013	992	595	749 NON-ELECT MACH. PARTS, ETC	19	123	75
831 TRUNK, SUIT-CASES, BAG, ETC	48	455	275	772 ELEC. SWITCH, RELAY, CIRCUIT			

7 IMPORTS AND EXPORTS (SPECIAL TRADE) BY COUNTRIES OF PRODUCTION AND CONSUMPTION AND BY GROUPS OF THE SITC-REV. III 1993

GROUP DESCRIPTION	DT = 100 KG	1 000 DM	1 000 \$	GROUP DESCRIPTION	DT = 100 KG	1 000 DM	1 000 \$
058 FRUIT,PRESERVED,PREPARED	13 825	1 729	1 051	692 CONTAINERS,STORAGE,TRNSP	84	52	33
059 FRUIT, VEGETABLE JUICES	10 769	3 345	2 028	693 WIRE PRODUCTS EXCL.ELECT	23	65	37
071 COFFEE,COFFEE SUBSTITUTE	69 135	16 807	10 113	694 NAILS,SCREWS,NUTS,ETC.	1 244	688	416
072 COCOA	82 965	19 876	12 017	695 TOOLS	1 050	3 148	1 908
081 ANIMAL FEED STUFF	2 457	111	67	696 CUTLERY	61	446	268
223 OILSEED(OTH.FIX.VEG.OIL)	3 850	226	132	697 HOUSEHOLD EQUIPMENT,NES	28	60	36
248 WOOD, SIMPLY WORKED	1 267	826	498	698 MANUFACTS.BASE METAL,NES	1 286	1 886	1 130
265 VEGETABLE TEXTILE FIBRES	4 270	943	573	700 CPL IND PLANT (84/85/87)	5 237	10 814	6 530
292 CRUDE VEG.MATERIALS, NES	7 109	7 750	4 675	711 STEAM GENER. BOILERS,ETC.	21	57	35
513 CARBOXYLIC ACIDS,DERIVTS	520	70	43	712 STEAM TURBINES	71	395	240
516 OTHER ORGANIC CHEMICALS	567	49	30	713 INTRNL COMBUS PSTN ENGIN	1 476	18 070	11 135
532 DYEING,TANNING MATERIALS	9	70	42	714 ENGINES,MOTORS NON-ELECT	243	1 792	1 084
582 PLASTIC PLATE,SHEETS,ETC	644	333	199	716 ROTATING ELECTRIC PLANT	186	449	271
634 VENEERS, PLYWOOD, ETC.	502	822	498	718 OTH.POWR.GENRTNG.MACHNRY	74	414	247
635 WOOD MANUFACTURES, NES	467	876	533	721 AGRIC.MACHINES,EX.TRACTR	82	69	42
652 COTTON FABRICS, WOVEN	222	150	95	722 TRACTORS	270	205	126
657 SPECIAL YARN,TXTL.FABRIC	19	148	88	723 CIVIL ENGINEERING EQUIPT	397	483	292
658 TEXTILE ARTICLES NES	58	118	70	724 TEXTILE,LEATHER MACHINES	3 520	8 781	5 347
666 POTTERY	22	57	32	725 PAPER,PULP MILL MACHINES	700	3 053	1 845
724 TEXTILE,LEATHER MACHINES	30	99	61	726 PRINTING,BOOKBINDING MACHS	1 503	8 356	4 955
792 AIRCRAFT,ASSOCTD.EQUIPNT	2	80	50	727 FOOD-PROCESS.MCH.NON DOM	875	2 967	1 810
813 LIGHTING FIXTURES,ETC.NES	75	65	39	728 OTH.MACH,PTS,SPCL INDUST	1 592	6 468	3 939
831 TRUNK,SUIT-CASES,BAG,ETC	34	180	107	731 METAL REMOVAL WORK TOOLS	120	252	152
841 MENS,BOYS CLOTHING,X-KNIT	62	184	110	733 MACH-TOOLS,METAL-WORKING	388	1 692	1 024
843 MENS,BOYS CLOTHING,KNIT	18	54	33	735 PARTS,NES,FOR MACH-TOOLS	63	292	179
845 OTHR.TEXTILE APPAREL,NES	1 363	2 238	1 343	737 METALWORKING MACHNRY,NES	113	312	189
848 CLOTHING,NONTXTL,HEADGEAR	65	427	257	741 HEATING,COOLING EQUIP,PART	641	2 202	1 332
894 BABY CARRIAGE,TOYS,GAMES	37	144	85	742 PUMPS FOR LIQUIDS,PARTS	138	1 708	1 019
897 GOLD,SILVERWARE,JEWEL NES	4	75	45	743 PUMPS,NES,CENTRIFUGS ETC	366	1 592	952
898 MUSICAL INSTRUMENTS,ETC.	12	57	33	744 MECHANICAL HANDLING EQUIP	471	1 735	1 034
899 MISC MANUFCTRD GOODS NES	679	1 312	798	745 OTH.NONELEC MCH,TOOL,NES	454	3 561	2 132
EXPORTS	1 099 434	278 613	168 277	746 BALL OR ROLLER BEARINGS	128	847	507
001 LIVE ANIMALS	36	179	106	747 TAPS,COCKS,VALVES,ETC.	47	567	334
022 MILK AND CREAM	1 800	518	302	748 TRANSMISSIONS SHAFTS ETC	399	2 618	1 591
024 CHEESE AND CURD	69	60	35	749 NON-ELECT MACH.PARTS,ETC	392	2 088	1 252
041 WHEAT, MESLIN, UNMILLED	515 486	9 236	5 465	751 OFFICE MACHINES	17	72	42
048 CEREAL PREPARATIONS	2 019	165	99	752 AUTOMATC.DATA PROC.EQUIP	26	651	389
054 VEGETABLES	40	54	32	759 PARTS,FOR OFFICE MACHINS	13	60	37
061 SUGARS,MOLASSES,HONEY	767	189	103	764 TELECOMM.EQUIP,PARTS NES	307	393	239
081 ANIMAL FEED STUFF	1 429	434	263	771 ELECT POWER MACHNRY,PARTS	560	1 524	926
091 MARGARINE AND SHORTENING	215	72	44	772 ELEC.SWITCH,RELAY,CIRCUIT	129	4 446	2 652
098 EDIBLE PROD.PREPRNTS,NES	96	73	40	773 ELECTR DISTRIB.EQPT NES	141	125	76
112 ALCOHOLIC BEVERAGES	1 525	437	268	774 ELECTRO-MEDCL,XRAY EQUIP	171	2 045	1 219
232 SYNTHETIC RUBBER, ETC.	492	205	121	775 DOM.ELEC,NON-ELEC.EQUIPT	52	414	247
251 PULP AND WASTE PAPER	523	114	68	776 TRANSISTORS,VALVES,ETC.	2 463	52	32
266 SYNTHETIC FIBRES	18 064	4 254	2 569	778 ELECTRIC.MACH.APPART.NES	2 094	9 602	5 797
267 OTHER MAN-MADE FIBRES	347	190	117	781 PASS.MOTOR VEHCLS.EX.BUS	5 883	7 804	4 720
278 OTHER CRUDE MINERALS	34 482	824	487	782 GOODS,SPCL TRANSPORT VEH	186	778	474
292 CRUDE VEG.MATERIALS, NES	316	577	354	783 ROAD MOTOR VEHICLES NES	1 873	310	191
334 PETROLEUM PRODUCTS	611	140	85	784 PARTS,TRACTORS,MOTOR VEH	79	3 718	2 229
335 RESIDUAL PETROL PRODUCTS	15 280	1 595	978	785 CYCLES,MOTORCYCLES ETC.	17 769	198	119
431 ANIMAL,VEG.FATS,OILS,NES	912	221	133	786 TRAILERS,SEMI-TRAILR,ETC	2	14 563	8 929
511 HYDROCARBONS,NES,DERIVTS	29	64	40	792 AIRCRAFT,ASSOCTD.EQUIPNT	169	189	114
512 ALCOHOL,PHENOL,ETC.DERIV	5 943	1 069	640	813 LIGHTING FIXTURES ETC.NES	62	169	99
513 CARBOXYLIC ACIDS,DERIVTS	11 807	6 901	4 170	821 FURNITURE,CUSHIONS,ETC.	4	133	77
514 NITROGEN-FUNCT.COMPOUNDS	1 399	4 372	2 624	846 CLOTHING ACCESSRS,FABRIC	10	63	38
515 ORGANO-INORGANIC CPMPDS	1 502	4 119	2 498	848 CLOTHING,NONTXTL,HEADGEAR	16	103	60
516 OTHER ORGANIC CHEMICALS	525	690	417	851 FOOTWEAR	446	124	72
522 INORGANIC CHEM.ELEMENTS	8 173	1 525	917	872 MEDICAL INSTRUMENTS NES	2 695	1 626	1 026
523 METAL.SALTS,INORGAN.ACID	32 276	3 676	2 217	873 METERS,COUNTERS,NES	7	130	80
531 SYNTH.COLOURS,LAKES,ETC.	829	2 823	1 706	874 MEASURE,CONTROL INSTRMNT	127	3 860	2 207
532 DYEING,TANNING MATERIALS	501	160	94	881 PHOTOGRAPH APPAR.ETC.NES	14	455	282
533 PIGMENTS, PAINTS, ETC.	9 746	4 932	2 994	882 PHOTO.CINEMATOGPH.SUPPL	416	1 007	606
541 MEDICINES,ETC.EXC.GRP542	684	7 571	4 569	884 OPTICAL GOODS NES	23	109	68
542 MEDICAMENTS	731	7 884	4 761	885 WATCHES AND CLOCKS	202	213	130
551 ESSNTL.OIL,PERFUME,FLAVR	330	966	581	891 ARMS AND AMMUNITION	326	69	40
553 PERFUMERY,COSMETICS,ETC.	139	344	204	892 PRINTED MATTER	31	943	573
554 SOAP,CLEANERS,POLISH,ETC	5 144	1 556	940	893 ARTICLES,NES,OF PLASTICS	319	543	328
562 FERTILIZER,EXCEPT GRP272	90 220	2 283	1 384	894 BABY CARRIAGE,TOYS,GAMES	2	60	35
571 POLYMERS OF ETHYLENE	708	115	69	895 OFFICE,STATIONERY SUPPLS	19	1 478	890
572 POLYMERS OF STYRENE	7 755	1 389	838	897 GOLD,SILVERWARE,JEWEL NES	135	617	369
573 POLYMERS,VINYL CHLORIDE	7 966	1 645	993	898 MUSICAL INSTRUMENTS,ETC.		184	119
574 POLYACETAL,POLYCARBONATE	935	507	303	899 MISC MANUFCTRD GOODS NES		506	305
575 OTH.PLASTIC,PRIMARY FORM	4 161	2 668	1 606	PERU			
581 PLASTIC TUBE,PIPE,HOSE	161	270	154	IMPORTS	3 232 220	331 965	200 729
582 PLASTIC PLATE,SHEETS,ETC	634	776	462	001 LIVE ANIMALS		54	35
583 MONOFILAMENT OF PLASTICS	50	82	50	034 FISH,FRESH,CHILLED,FROZN	20 242	5 456	3 262
591 INSECTICIDES, ETC.	7 688	10 333	6 218	037 FISH ETC.PRPD,PRSVN,NES	62	107	65
592 STARCHES,INULIN,ETC.	1 005	404	245	054 VEGETABLES	14 727	5 989	3 613
597 PREPDR ADDITIVES,LIQUIDS	721	342	203	056 VEGETABLES,PRPD,PRSVN,NES	57 129	20 456	12 362
598 MISC.CHEMICAL PRDCTS,NES	5 811	4 054	2 445	057 FRUIT,NUTS EXCL.OIL NUTS	9 234	2 610	1 584
621 MATERIALS OF RUBBER	106	231	139	058 FRUIT,PRESERVED,PREPARED	5 211	915	552
625 RUBBER TYRES,TUBES,ETC.	805	406	243	059 FRUIT,VEGETABLE JUICES	275	52	30
629 ARTICLES OF RUBBER, NES	332	862	518	071 COFFEE,COFFEE SUBSTITUTE	159 887	37 167	22 377
635 WOOD MANUFACTURES, NES	50	70	44	072 COCOA	813	218	130
641 PAPER AND PAPERBOARD	4 336	1 313	782	075 SPICES	351	63	36
642 PAPER,PAPERBOARD,CUT ETC	334	248	150	081 ANIMAL FEED STUFF	1 842 317	107 722	65 082
651 TEXTILE YARN	87	405	244	121 TOBACCO, UNMANUFACTURED	475	183	111
653 FABRICS,MAN-MADE FIBRES	50	186	114	263 COTTON	7 780	3 245	1 949
654 OTH.TEXTILE FABRIC,WOVEN	7	82	49	268 WOOL, OTHER ANIMAL HAIR	5 669	4 961	3 006
657 SPECIAL YARN,TXTL.FABRIC	148	765	457	278 OTHER CRUDE MINERALS	1 867	124	76
662 CLAY,REFRCT.CONSTR.MATRL	4 550	594	355	287 ORE,CONCENTR.BASE METALS	652 711	24 818	15 047
663 MINERAL MANUFACTURES,NES	1 189	945	568	291 CRUDE ANIMAL MATERLS,NES	1 036	1 407	842
664 GLASS	245	94	51	292 CRUDE VEG.MATERIALS, NES	3 127	2 784	1 688
665 GLASSWARE	365	240	146	411 ANIMAL OILS AND FATS	391 690	21 025	12 768
666 POTTERY	57	142	87	522 INORGANIC CHEM.ELEMENTS	1 155	234	139
673 FLAT-ROLLED IRON ETC.	123 100	9 056	5 470	532 DYEING,TANNING MATERIALS	1 567	2 081	1 257
674 FLAT-ROLLED PLATED IRON	91 048	12 798	7 717	541 MEDICINES,ETC.EXC.GRP542	3	564	341
675 FLAT-ROLLED, ALLOY STEEL	2 928	908	551	551 ESSNTL.OIL,PERFUME,FLAVR	74	258	157
676 IRON,STL.BAR,SHAPES ETC.	2 884	588	358	591 INSECTICIDES, ETC.	600	122	74
678 WIRE OF IRON OR STEEL	630	93	55	611 LEATHER	141	932	567
679 TUBES,PIPES,ETC.IRON,STL	110	83	51	612 MANUFACT. LEATHER ETC.NES	13	67	41
682 COPPER	284	305	183	635 WOOD MANUFACTURES, NES	44	84	47
683 NICKEL	11	88	53	651 TEXTILE YARN	18 587	18 136	10 985
684 ALUMINIUM	4 564	3 114	1 892	652 COTTON FABRICS, WOVEN	482	785	479
691 METALLIC STRUCTURES NES	136	79	47				

7 IMPORTS AND EXPORTS (SPECIAL TRADE) BY COUNTRIES OF PRODUCTION AND CONSUMPTION AND BY GROUPS OF THE SITC-REV. III 1993

GROUP DESCRIPTION	DT = 100 KG	1 000 DM	1 000 \$	GROUP DESCRIPTION	DT = 100 KG	1 000 DM	1 000 \$
654 OTH.TEXTILE FABRIC,WOVEN	42	289	171	691 METALLIC STRUCTURES NES	101	228	135
658 TEXTILE ARTICLES NES	46	229	138	692 CONTAINERS, STORAGE, TRNSP	681	1 758	1 072
659 FLOOR COVERINGS, ETC.	32	92	56	693 WIRE PRODUCTS EXCL.ELECT	104	113	65
661 LIME,CEMENT,CONSTR.MATRL	63	86	51	694 NAILS,SCREWS,NUTS,ETC.	540	529	314
663 MINERAL MANUFACTURES,NES	57	49	31	695 TOOLS	1 206	2 315	1 384
664 GLASS	28	51	30	696 CUTLERY	55	330	198
666 POTTERY	306	577	349	697 HOUSEHOLD EQUIPMENT,NES	19	61	37
667 PEARLS,PRECIOUS STONES	.	.	.	699 MANUFACTS.BASE METAL,NES	1 073	1 242	741
681 SILVER,PLATINUM,ETC.	30	729	427	712 STEAM TURBINES	11	200	121
682 COPPER	14 236	4 923	3 044	713 INTRNL COMBUS PSTN ENGIN	914	4 263	2 572
686 ZINC	7 319	2 173	1 303	716 ROTATING ELECTRIC PLANT	287	1 106	665
689 MISC.NON-FERR.BASE METAL	3 983	3 502	2 101	718 OTH.POWR.GENRTNG.MACHNRY	110	1 006	589
712 STEAM TURBINES	50	2 448	1 491	721 AGRIC.MACHINES,EX.TRACTR	37	57	34
742 PUMPS FOR LIQUIDS,PARTS	84	395	241	722 TRACTORS	68	58	35
813 LIGHTING FIXTURES ETC.NES	28	75	46	723 CIVIL ENGINEERING EQUIPT	3 024	4 519	2 730
821 FURNITURE,CUSHIONS,ETC.	344	172	101	724 TEXTILE,LEATHER MACHINES	2 174	11 655	7 020
843 MENS,BOYS CLOTHING,KNIT	617	2 300	1 378	725 PAPER,PULP MILL MACHINES	262	1 216	742
844 WOMEN,GIRLS CLOTHNG,KNIT	377	2 038	1 228	726 PRINTNG,BOOKBINDNG MACHS	945	3 880	2 349
845 OTHR.TEXTILE APPAREL,NES	5 756	20 054	12 079	727 FOOD-PROCESS.MCH.NON DOM	2 426	8 172	4 966
846 CLOTHING ACCESSRS,FABRIC	55	180	109	728 OTH.MACH,PTS,SPCL INDUST	1 024	2 832	1 725
848 CLOTHING,NONXTL,HEADGEAR	19	164	99	731 METAL REMOVAL WORK TOOLS	1 116	348	204
894 BABY CARRIAGE,TOYS,GAMES	38	207	124	735 PARTS,NES,FOR MACH-TOOLS	16	128	79
896 WORKS OF ART,ANTIQUE ETC	38	578	346	737 METALWORKING MACHNRY NES	20	133	81
897 GOLD,SILVERWARE,JEWL NES	101	718	425	741 HEATNG,COOLNG EQUIP,PART	2 791	4 069	2 474
898 MUSICAL INSTRUMENTS,ETC.	25	67	41	742 PUMPS FOR LIQUIDS,PARTS	357	2 318	1 407
899 MISC MANUFCTRD GOODS NES	29	109	65	743 PUMPS NES,CENTRIFUGS ETC	589	3 944	2 394
971 GOLD,NONMONTRY EXCL ORES	16	26 020	15 883	744 MECHANICAL HANDLING EQUIP	399	1 484	905
EXPORTS	1 654 553	265 783	160 293	745 OTH.NONELEC MCH,TOOL,NES	1 310	7 164	4 332
001 LIVE ANIMALS	6	57	35	746 BALL OR ROLLER BEARINGS	216	666	401
022 MILK AND CREAM	16 581	3 587	2 182	747 TAPS,COCKS,VALVES,ETC.	306	1 623	986
024 CHEESE AND CURD	510	216	131	748 TRANSMISSIONS SHAFTS ETC	637	2 533	1 531
041 WHEAT, MESLIN, UNMILLED	1 043 411	17 294	10 301	749 NON-ELECT MACH.PARTS,ETC	895	1 783	1 082
046 MEAL,FLOUR OF WHEAT,MSLN	33 400	1 009	623	751 OFFICE MACHINES	68	246	150
048 CEREAL PREPARATIONS	48 022	2 522	1 483	752 AUTOMATC.DATA PROC.EQUIP	66	1 342	803
054 VEGETABLES	1 030	1 852	1 122	759 PARTS,FOR OFFICE MACHINS	53	188	112
061 SUGARS,MOLASSES,HONEY	2 706	215	129	764 TELECOMM.EQUIP,PARTS NES	137	2 733	1 619
073 CHOCOLATE,OTH.COCOA PREP	71	72	45	771 ELECT POWER MACHNY,PARTS	90	602	357
081 ANIMAL FEED STUFF	1 207	628	381	772 ELEC.SWITCH,RELAY,CIRCUIT	788	5 845	3 572
088 EDIBLE PROD.PREPRTRS,NES	1 479	454	271	773 ELECTR.DISTRIB.EQPT NES	155	300	182
112 ALCOHOLIC BEVERAGES	1 979	672	407	774 ELECTRO-MONCL,XRAY EQUIP	31	780	461
232 SYNTHETIC RUBBER, ETC.	736	346	209	775 DOM.ELEC.NON-ELEC.EQUIPT	118	270	163
251 PULP AND WASTE PAPER	2 603	507	308	776 TRANSISTORS,VALVES,ETC.	1	155	89
266 SYNTHETIC FIBRES	1 406	336	201	778 ELECTRIC.MACH.APART.NES	2 931	4 143	2 475
267 OTHER MAN-MADE FIBRES	571	166	102	781 PASS.MOTOR VEHCLS.EX.BUS	2 189	7 713	4 660
278 OTHER CRUDE MINERALS	39 746	567	346	782 GOODS,SPCL TRANSPORT VEH	470	389	242
291 CRUDE ANIMAL MATERLS,NES	747	1 547	936	784 PARTS,TRACTORS,MOTOR VEH	3 382	3 845	2 314
292 CRUDE VEG.MATERIALS, NES	475	1 274	755	793 SHIP,BOAT,FLOAT,STRUCTRS	12	58	35
334 PETROLEUM PRODUCTS	1 386	492	813	811 LIGHTING FIXTURES ETC.NES	94	494	298
335 RESIDUAL PETROL.PRODUCTS	5 472	670	404	821 FURNITURE,CUSHIONS,ETC.	57	99	61
431 ANIMAL,VEG.FATS,OILS,NES	671	142	85	831 TRUNK,SUIT-CASES,BAG,ETC	13	65	38
511 HYDROCARBONS,NES,DERIVTS	3 644	1 269	764	845 OTHR.TEXTILE APPAREL,NES	7	64	39
512 ALCOHOL,PHENOL,ETC.DERIV	1 004	648	388	851 FOOTWEAR	61	178	108
513 CARBOXYLIC ACIDS,DERIVTS	10 495	4 465	2 701	871 OPTICAL INSTRUMENTS,NES	11	499	304
514 NITROGEN-FUNCT.COMPOUNDS	1 428	2 286	1 383	872 MEDICAL INSTRUMENTS NES	197	3 628	2 188
515 ORGANO-INORGANIC COMPNDS	3 369	5 417	3 307	873 METERS,COUNTERS,NES	35	126	75
516 OTHER ORGANIC CHEMICALS	597	1 243	874 MEASURE,CONTROL INSTRMNT	189	4 868	2 955	
522 INORGANIC CHEM.ELEMENTS	13 380	2 851	1 714	881 PHOTOGRAPH APPAR.ETC.NES	19	259	154
523 METAL.SALTS,INORGAN.ACID	90 678	5 756	3 472	882 PHOTO.CINEMATOGRPH.SUPPL	123	562	337
524 OTHER CHEMICAL COMPOUNDS	166	306	185	884 OPTICAL GOODS NES		135	84
531 SYNTH.COLOURS,LAKES,ETC.	2 109	6 492	3 912	885 WATCHES AND CLOCKS		62	36
532 DYEING,TANNING MATERIALS	712	324	194	891 ARMS AND AMMUNITION	5	162	94
533 PIGMENTS,PAINTS, ETC.	9 897	3 651	2 219	892 PRINTED MATTER	678	940	568
541 MEDICINES,ETC.EXC.GRP542	1 043	7 623	4 621	893 ARTICLES,NES,OF PLASTICS	483	843	501
542 MEDICAMENTS	656	4 552	2 758	894 BABY CARRIAGE,TOYS,GAMES	37	100	61
551 ESSNTL.OIL,PERFUME,FLAVR	398	1 297	895 OFFICE,STATIONERY SUPPLS	1 053	2 640	1 583	
553 PERFUMERY,COSMETICS,ETC.	1 149	1 609	962	896 GOLD,SILVERWARE,JEWEL NES		491	286
554 SOAP,CLEANERS,POLISH,ETC	9 442	3 124	1 891	898 MUSICAL INSTRUMENTS,ETC.	87	467	281
562 FERTILIZER,EXCEPT GRP272	745	270	160	899 MISC MANUFCTRD GOODS NES	140	1 008	601
571 POLYMERS OF ETHYLENE	3 319	448	274	BRAZIL			
572 POLYMERS OF STYRENE	5 598	1 076	650	IMPORTS	204 819 238	4 416 698	2 670 424
573 POLYMERS,VINYL CHLORIDE	4 005	1 186	714	001 LIVE ANIMALS	154	163	98
574 POLYACETAL,POLYCARBONATE	1 249	707	422	011 BOVINE MEAT	107 653	96 548	58 086
575 OTH.PLASTIC,PRIMARY FORM	14 581	6 122	3 699	012 OTHER MEAT, MEAT OFFAL	97 741	70 435	42 495
581 PLASTIC TUBE,PIPE,HOSE	261	859	517	017 MEAT,OFFL.PRPD,PRSD,NES	154 521	86 647	52 356
582 PLASTIC PLATE,SHEETS,ETC	1 546	1 690	1 023	034 FISH,FRESH,CHILLED,FROZN	2 585	5 130	3 084
591 INSECTICIDES, ETC.	3 215	2 478	1 508	036 CRUSTACEANS,MOLLUSCS ETC	23	67	39
592 STARCHES,INULIN,ETC.	8 909	795	482	054 VEGETABLES	9 597	708	418
597 PREPRD ADDITIVES,LIQUIDS	1 191	684	412	056 VEGETABLES,PRPD,PRSD,NES	1 671	655	401
598 MISC.CHEMICAL PRODTS,NES	12 101	8 851	5 334	057 FRUIT,NUTS EXCL.OIL NUTS	294 656	58 162	35 334
621 MATERIALS OF RUBBER	262	328	192	058 FRUIT,PRESERVED,PREPARED	111 621	11 462	6 937
625 RUBBER TYRES,TUBES,ETC.	1 620	710	427	059 FRUIT,VEGETABLE JUICES	2 129 994	392 778	237 222
629 ARTICLES OF RUBBER, NES	721	1 639	989	061 SUGARS,MOLASSES,HONEY	7 493	1 321	797
641 PAPER AND PAPERBOARD	21 401	3 969	2 400	062 SUGAR CONFECTIONERY	5 421	1 452	876
642 PAPER,PAPERBOARD,CUT ETC	2 236	916	537	071 COFFEE,COFFEE SUBSTITUTE	695 765	177 447	107 021
651 TEXTILE YARN	5 790	1 710	1 026	072 COCOA	4 845	1 001	611
653 FABRICS,MAN-MADE FIBRES	34	238	144	073 CHOCOLATE,OTH.COCOA PREP	396	230	140
654 OTH.TEXTILE FABRIC,WOVEN	18	80	49	074 TEA AND MATE	6 538	3 157	1 905
655 KNIT,CROCHET,FABRIC NES	17	50	30	075 SPICES	75 363	20 048	12 091
656 TULLE,LACE,EMBROIDRY,ETC	5	107	62	081 ANIMAL FEED STUFF	9 900 075	289 025	175 245
657 SPECIAL YARN,XTL.FABRIC	314	868	526	088 EDIBLE PROD.PREPRTRS,NES	13 457	2 114	1 291
659 FLOOR COVERINGS, ETC.	24	64	39	111 NON-ALCOHOL.BEVERAGE,NES	399	59	36
662 CLAY,REFRCT.CONSTR.MATRL	15 244	3 124	1 886	112 ALCOHOLIC BEVERAGES	1 681	598	358
663 MINERAL MANUFACTURES,NES	649	852	520	121 TOBACCO, UNMANUFACTURED	260 197	189 081	114 242
664 GLASS	2 057	359	333	122 TOBACCO, MANUFACTURED	185	522	315
665 GLASSWARE	327	551	32	211 HDS,SKINS(EX.FURS),RAW	1 406	576	346
666 POTTERY	22	56	282	222 OILSEED(SFT.FIX VEG.OIL)	6 693 263	272 796	164 104
671 PIG IRON,SPIEGELEISN,ETC	2 490	466	3 312	231 NATURAL RUBBER, ETC.	408	124	74
673 FLAT-ROLLED IRON ETC.	82 246	5 519	3 558	232 SYNTHETIC RUBBER, ETC.	1 096	265	160
674 FLAT-ROLLED PLATED IRON	7 041	927	1 860	245 FUEL WOOD, WOOD CHARCOAL	2 624	170	102
675 FLAT-ROLLED, ALLOY STEEL	21 045	3 110	1 277	247 WOOD ROUGH,ROUGH SQUARED	675	63	38
676 IRON,STL,BAR,SHAPES ETC.	32 623	2 141	115	248 WOOD, SIMPLY WORKED	79 324	7 885	4 757
678 WIRE OF IRON OR STEEL	1 294	191	792	251 PULP AND WASTE PAPER	1 270 450	81 227	49 089
679 TUBES,PIPES,ETC. IRON,STL	1 885	1 310	668	261 SILK	317	1 631	992
682 COPPER	2 120	1 107	270	263 COTTON	59 634	2 701	1 640
683 NICKEL	239	447	271	268 WOOL, OTHER ANIMAL HAIR	23 002	13 832	8 388
684 ALUMINIUM	480	451					

7 IMPORTS AND EXPORTS (SPECIAL TRADE) BY COUNTRIES OF PRODUCTION AND CONSUMPTION AND BY GROUPS OF THE SITC-REV. III 1993

GROUP DESCRIPTION	DT = 100 KG	1 000 DM	1 000 \$	GROUP DESCRIPTION	DT = 100 KG	1 000 DM	1 000 \$
273 STONE, SAND AND GRAVEL	196 111	10 567	6 394	751 OFFICE MACHINES	86	232	136
278 OTHER CRUDE MINERALS	723 572	22 519	13 665	752 AUTOMAT.C DATA PROC.EQUIP	11	475	285
281 IRON ORE, CONCENTRATES	175 610 582	815 593	493 364	759 PARTS, FOR OFFICE MACHINES	102	4 690	2 824
282 FERROUS WASTE AND SCRAP	3 271	346	209	762 RADIO-BROADCAST RECEIVER	226	2 766	1 643
285 ALUMINIUM ORE, CONCENTR. ETC.	434 232	3 265	1 986	764 TELECOMM. EQUIP. PARTS NES	485	4 687	2 818
287 ORE, CONCENTR. BASE METALS	124 238	1 552	918	771 ELECT. POWER MACHINERY PARTS	112	482	292
288 NON-FERROUS WASTE, SCRAP	1 303	317	191	772 ELECT. SWITCH, RELAY, CIRCUIT	7 152	19 005	11 530
289 PREC. METAL ORES, CONCENTRATES	111	1 877	1 143	773 ELECTRIC DISTRIBUT. EQUIP. NES	741	757	455
291 CRUDE ANIMAL MATERIALS, NES	262 752	27 618	16 716	774 ELECTRO-MEDICAL, X-RAY EQUIP	61	970	586
292 CRUDE VEG. MATERIALS, NES	12 966	10 767	6 520	775 DOM. ELEC. NON-ELEC. EQUIP	1 424	2 155	1 312
335 RESIDUAL PETROL. PRODUCTS	335 591	8 844	5 346	776 TRANSISTORS, VALVES, ETC.	432	5 154	3 103
411 ANIMAL OILS AND FATS	300	55	33	778 ELECTRIC MACH. APPAR. NES	14 212	25 549	15 450
421 FIXED VEG. FAT, OILS, SOFT	48 590	4 992	2 984	781 PASS. MOTOR VEHICLES, EX. BUS	12 641	15 752	9 590
422 FIXED VEG. FAT, OILS, OTHER	18 018	2 269	1 376	782 GOODS, SPECIAL TRANSPORT VEH	30 268	33 404	20 205
431 ANIMAL, VEG. FATS, OILS, NES	48 032	10 710	6 470	784 PARTS, TRACTORS, MOTOR VEH	67 497	39 979	24 150
511 HYDROCARBONS, NES, DERIVATS	314 816	19 021	11 613	785 CYCLES, MOTORCYCLES ETC.	5 288	12 469	7 492
512 ALCOHOL, PHENOL, ETC. DERIV	118 923	13 048	7 858	786 TRAILERS, SEMI-TRAILER, ETC	1 230	720	441
513 CARBOXYLIC ACIDS, DERIVATS	11 141	2 098	1 240	791 RAILWAY VEHICLES, EQUIPNT	61	342	208
514 NITROGEN-FUNCT. COMPOUNDS	30 570	8 970	5 453	792 AIRCRAFT, ASSOC'D. EQUIPNT	2	429	264
515 ORGANIC-INORGANIC COMPOUNDS	16 296	20 106	12 091	793 SHIP, BOAT, FLOAT, STRUCTURE	80	103	62
516 OTHER ORGANIC CHEMICALS	14 911	5 933	3 584	812 PLUMBING, SANITARY, EQUIP. ETC	427	216	130
522 INORGANIC CHEM. ELEMENTS	127 327	10 813	6 573	813 LIGHTING FIXTURES ETC. NES	453	773	465
523 METAL SALTS, INORGAN. ACID	1 139	1 090	663	821 FURNITURE, CUSHIONS, ETC.	289 822	111 556	67 115
524 OTHER CHEMICAL COMPOUNDS	85 394	3 744	2 276	831 TRUNK, SUIT-CASES, BAG, ETC	1 142	4 379	2 652
531 SYNTH. COLOURS, LAKES, ETC.	7 155	9 082	5 477	841 MENS, BOYS CLOTHING, X-KNIT	6 051	10 974	6 641
532 DYEING, TANNING MATERIALS	6 379	1 243	754	842 WOMEN, GIRL CLOTHING, X-KNIT	4 692	11 973	7 217
541 MEDICINES, ETC. EXC. GRP542	3 443	30 946	18 776	843 MENS, BOYS CLOTHING, KNIT	1 057	3 512	2 137
542 MEDICAMENTS	32	7 348	4 531	844 WOMEN, GIRLS CLOTHING, KNIT	7 424	22 741	13 799
551 ESSENTIAL OIL, PERFUME, FLAVR	40 674	8 108	4 906	845 OTHER TEXTILE APPAREL, NES	30 236	75 833	46 026
553 PERFUMERY, COSMETICS, ETC.	71	99	59	846 CLOTHING ACCESSORIES, FABRIC	53	159	93
571 POLYMERS OF ETHYLENE	34 624	2 431	1 446	848 CLOTHING, NONTEXTILE; HEADGEAR	1 988	11 547	6 949
572 POLYMERS OF STYRENE	2 746	325	194	851 FOOTWEAR	42 329	162 368	98 465
573 POLYMERS, VINYL CHLORIDE	20 850	1 967	1 208	872 MEDICAL INSTRUMENTS NES	150	1 870	1 126
574 POLYACETAL, POLYCARBONATE	4 712	2 026	1 223	873 METERS, COUNTERS, NES	16	155	87
575 OTH. PLASTIC, PRIMARY FORM	8 758	1 646	993	874 MEASURE, CONTROL INSTRMNT	834	6 275	3 769
581 PLASTIC TUBE, PIPE, HOSE	11	50	30	881 PHOTOGRAPH APPAR. ETC. NES	178	2 682	1 623
582 PLASTIC PLATE, SHEETS, ETC	3 839	1 319	790	882 PHOTO. CINEMATOGRAPH. SUPPL	2 290	4 131	2 502
582 STARCHES, INULIN, ETC.	13 925	6 943	4 202	884 OPTICAL GOODS NES	74	772	458
598 MISC. CHEMICAL PRODS. NES	106 080	16 567	9 321	885 WATCHES AND CLOCKS	771	1 280	779
611 LEATHER	8 069	14 448	8 767	891 ARMS AND AMMUNITION	876	4 110	2 479
612 MANUFACT. LEATHER ETC. NES	17	81	48	892 PRINTED MATTER	413	803	491
613 FURSKINS, TANNED, DRESSED	1 634	4 155	2 500	893 ARTICLES, NES, OF PLASTICS	992	845	521
621 MATERIALS OF RUBBER	2 092	1 294	781	894 BABY CARRIAGE, TOYS, GAMES	657	673	407
625 RUBBER TYRES, TUBES, ETC.	9 747	6 705	3 994	895 OFFICE, STATIONERY SUPPLS	1 314	1 719	1 051
629 ARTICLES OF RUBBER, NES	6 441	10 403	6 297	896 WORKS OF ART, ANTIQUE ETC	47	333	203
634 VENEERS, PLYWOOD, ETC.	258 065	28 172	17 067	897 GOLD, SILVERWARE, JEWEL NES	832	4 432	2 693
635 WOOD MANUFACTURES, NES	70 358	15 415	9 321	898 MUSICAL INSTRUMENTS, ETC.	11 042	11 091	6 723
641 PAPER AND PAPERBOARD	463 790	38 325	23 205	899 MISC. MANUFACTURED GOODS NES	1 583	5 071	3 065
642 PAPER, PAPERBOARD, CUT ETC	141 654	17 121	10 433	971 GOLD, NONMONETARY EXCL. ORES	10	21 954	13 150
651 TEXTILE YARN	19 043	12 477	7 538	EXPORTS	12 219 238	4 230 332	2 556 660
652 COTTON FABRICS, WOVEN	9 131	7 573	4 620	001 LIVE ANIMALS	6 258	6 304	3 735
653 FABRICS, MAN-MADE FIBRES	7 507	3 126	1 899	011 MEAT, OFFL. PRPD, PRSVD, NES	210	256	151
655 KNIT, CROCHET, FABRIC NES	101	158	98	022 MILK AND CREAM	1 791	589	357
656 TULLE, LACE, EMBROIDERY, ETC	134	665	403	023 BUTTER, OTHER FAT OF MILK	890	216	126
657 SPECIAL YARN, TEXT. FABRIC	14 669	1 997	1 227	024 CHEESE AND CURD	15 823	5 441	3 220
658 TEXTILE ARTICLES NES	57 149	95 117	57 676	027 FISH ETC. PREP, PRSVD, NES	50	168	99
659 FLOOR COVERINGS, ETC.	6 014	2 164	1 303	028 CEREAL PREPARATIONS	116 930	5 065	3 021
661 LIME, CEMENT, CONSTR. MATRL	54 182	4 396	2 643	029 VEGETABLES	3 733	1 206	732
662 CLAY, REFRACT. CONSTR. MATRL	78 200	6 532	4 005	056 VEGETABLES, PRPD, PRSVD, NES	396	158	93
663 MINERAL MANUFACTURES, NES	11 134	10 051	6 074	057 FRUIT, NUTS EXCL. OIL NUTS	327	156	93
664 GLASS	2 849	761	462	058 FRUIT, PRESERVED, PREPARED	294	176	104
665 GLASSWARE	6 633	6 177	3 729	061 SUGARS, MOLASSES, HONEY	3 928	553	330
666 POTTERY	34 817	8 561	5 176	062 SUGAR CONFECTIONERY	1 455	426	252
667 PEARLS, PRECIOUS STONES	.	.	.	071 COFFEE, COFFEE SUBSTITUTE	388	119	71
671 PIG IRON, SPIEGELEISEN, ETC	1 161 590	91 197	55 144	073 CHOCOLATE, OTH. COCOA PREP	1 124	781	465
672 INGOTS ETC. IRON OR STEEL	447 855	25 554	15 511	075 SPICES	1 843	675	404
673 FLAT-ROLLED IRON ETC.	99 090	5 695	3 506	081 ANIMAL FEED STUFF	11 703	1 804	1 099
674 FLAT-ROLLED PLATED IRON	50 582	5 752	3 466	088 EDIBLE PROD. PREPRTNS, NES	1 450	5 204	3 148
675 FLAT-ROLLED, ALLOY STEEL	526	223	136	111 NON-ALCOHOL. BEVERAGE, NES	367	49	30
676 IRON, STL. BAR, SHAPES ETC.	15 684	3 366	2 045	112 ALCOHOLIC BEVERAGES	62 083	13 388	8 050
679 TUBES, PIPES, ETC. IRON, STL	33 036	5 515	3 335	232 SYNTHETIC RUBBER, ETC.	20 029	9 807	5 917
681 SILVER, PLATINUM, ETC.	2	2 075	1 267	251 PULP AND WASTE PAPER	1 768	308	187
682 COPPER	15 722	4 862	2 887	263 COTTON	1 096	352	217
683 NICKEL	344	518	323	266 SYNTHETIC FIBRES	12 270	2 534	1 503
684 ALUMINIUM	83 648	19 309	11 671	267 OTHER MAN-MADE FIBRES	15 989	4 860	2 942
687 TIN	49 777	45 534	27 866	268 WOOL, OTHER ANIMAL HAIR	54	51	32
689 MISC. NON-FERR. BASE METAL	139	270	166	274 SULPHUR, UNRSTD. IRON PYRS	1 096 832	5 216	3 093
692 CONTAINERS, STORAGE, TRNSP	134	154	95	277 NATURAL ABRASIVES, NES	99	1 777	1 066
694 NAILS, SCREWS, NUTS, ETC.	5 754	2 581	1 555	278 OTHER CRUDE MINERALS	21 433	701	424
695 TOOLS	4 963	4 016	2 430	282 FERROUS WASTE AND SCRAP	598 324	11 238	6 797
696 CUTLERY	2 256	6 141	3 715	285 ALUMINIUM ORE, CONCENTR. ETC	6 734	1 503	912
697 HOUSEHOLD EQUIPMENT, NES	1 443	1 370	832	288 NON-FERROUS WASTE, SCRAP	1 251	583	362
699 MANUFACT. BASE METAL, NES	4 664	6 054	3 659	291 CRUDE ANIMAL MATERIALS, NES	14 758	7 403	4 478
711 STEAM GENER. BOILERS, ETC.	1 012	400	238	292 CRUDE VEG. MATERIALS, NES	6 407	8 391	5 072
712 STEAM TURBINES	8	249	151	325 COKE, SEMI-COKE, RET. CARBN	10 000	395	241
713 INTRNL COMBUS PSTN ENGIN	99 833	149 311	90 305	334 PETROLEUM PRODUCTS	948 806	28 145	16 759
714 ENGINES, MOTORS NON-ELECT	6	677	407	335 RESIDUAL PETROL. PRODUCTS	489 123	15 767	9 516
716 ROTATING ELECTRIC PLANT	2 871	2 517	1 517	421 ANIMAL OILS AND FATS	156	190	115
718 OTH. POWR. GENRTNG. MACHNRY	3 151	3 914	2 373	422 FIXED VEG. FAT, OILS, SOFT	10 505	750	451
723 CIVIL ENGINEERING EQUIPT	4 227	1 470	873	423 FIXED VEG. FAT, OILS, OTHER	310	135	82
724 TEXTILE, LEATHER MACHINES	33 033	23 667	14 268	431 ANIMAL, VEG. FATS, OILS, NES	7 534	1 432	864
725 PAPER, PULP MILL MACHINES	2 466	2 907	1 774	511 HYDROCARBONS, NES, DERIVATS	51 822	9 260	5 581
726 PRINTING, BOOKBINDING MACHS	27	342	210	512 ALCOHOL, PHENOL, ETC. DERIV	148 373	41 403	25 023
727 FOOD-PROCESS. MCH. NON DOM	156	226	138	513 CARBOXYLIC ACIDS, DERIVATS	91 411	25 179	15 185
728 OTH. MACH. PTS, SPCL INDUSTR	3 403	4 437	2 682	514 NITROGEN-FUNCT. COMPOUNDS	88 742	107 794	65 175
731 METAL REMOVAL WORK TOOLS	3 291	5 521	3 347	515 ORGANIC-INORGANIC COMPOUNDS	42 441	96 673	58 423
733 MACH-TOOLS, METAL-WORKING	481	994	586	516 OTHER ORGANIC CHEMICALS	41 646	23 460	14 205
735 PARTS, NES, FOR MACH-TOOLS	2 626	10 784	6 557	522 INORGANIC CHEM. ELEMENTS	264 076	16 450	9 944
737 METALWORKING MACHINERY NES	934	793	470	523 METAL, SALTS, INORGAN. ACID	116 342	19 066	11 502
741 HEATING, COOLING EQUIP. PART	871	972	585	524 OTHER CHEMICAL COMPOUNDS	3 672	1 992	1 195
742 PUMPS FOR LIQUIDS, PARTS	9 729	42 846	25 914	525 RADIO-ACTIVE MATERIALS	1	139	86
743 PUMPS NES, CENTRIFUGS ETC	3 253	5 523	3 354	531 SYNTH. COLOURS, LAKES, ETC.	15 482	46 179	27 944
744 MECHANICAL HANDLING EQUIP	4 375	4 220	2 564	532 DYEING, TANNING MATERIALS	1 366	695	419
745 OTH. NONELEC MCH. TOOL, NES	3 401	16 810	10 179	533 PIGMENTS, PAINTS, ETC.	72 469	33 776	20 414
746 BALL OR ROLLER BEARINGS	1 992	5 769	3 498	541 MEDICINES, ETC. EXC. GRP542	6 866	97 325	58 936
747 TAPS, COCKS, VALVES, ETC.	6 596	7 504	4 610	542 MEDICAMENTS	1 804	17 517	10 597
748 TRANSMISSIONS SHAFTS ETC	17 613	14 913	9 002				
749 NON-ELECT MACH. PARTS, ETC	604	1 299	792				

7 IMPORTS AND EXPORTS (SPECIAL TRADE) BY COUNTRIES OF PRODUCTION AND CONSUMPTION AND BY GROUPS OF THE SITC-REV. III 1993

GROUP DESCRIPTION	DT = 100 KG	1 000 DM	1 000 \$	GROUP DESCRIPTION	DT = 100 KG	1 000 DM	1 000 \$
551 ESSNTL.OIL,PERFUME,FLAVR	470	1 411	857	781 PASS.MOTOR VEHCLS.EX.BUS	63 368	187 311	112 845
553 PERFUMERY,COSMETICS,ETC.	2 137	3 773	2 263	782 GOODS,SPCL TRANSPORT VEH	2 150	11 583	7 053
554 SOAP,CLEANERS,POLISH,ETC	24 785	11 135	6 731	784 PARTS,TRACTORS,MOTOR VEH	136 846	267 769	161 875
562 FERTILIZER,EXCEPT GRP272	6 011 668	111 503	67 845	785 CYCLES,MOTORCYCLES ETC.	183	1 020	607
571 POLYMERS OF ETHYLENE	14 769	2 131	1 230	786 TRAILERS,SEMI-TRAILR,ETC	411	516	310
572 POLYMERS OF STYRENE	11 511	2 119	1 285	791 RAILWAY VEHICLES.EQUIPNT	447	2 488	1 514
573 POLYMERS,VINYL CHLORIDE	16 602	5 517	3 330	792 AIRCRAFT,ASOCTO.EQUIPNT	139	8 175	4 994
574 POLYACETAL,POLYCARBONATE	58 844	17 684	10 672	793 SHIP,BOAT,FLOAT,STRUCTRS	160	817	491
575 OTH.PLASTIC,PRIMARY FORM	60 929	48 005	29 061	800 CPL IND PLANT CHAP 90/94	146	25 073	15 274
581 PLASTIC TUBE,PIPE,HOSE	2 895	5 865	3 511	813 LIGHTNG FIXTURES ETC.NES	175	1 044	627
582 PLASTIC PLATE,SHEETS,ETC	22 016	27 086	16 360	821 FURNITURE,CUSHIONS,ETC.	2 163	2 230	1 338
583 MONOFILAMENT OF PLASTICS	679	1 313	794	831 TRUNK,SUIT-CASES,BAG,ETC	1 051	2 921	1 779
591 INSECTICIDES, ETC.	2 763	4 843	2 956	842 WOMEN,GIRL CLOTHNG,XKNIT	9	727	431
592 STARCHES,INULIN,ETC.	4 159	3 479	2 098	844 WOMEN,GIRLS CLOTHNG,KNIT	34	124	76
597 PREPRD ADDITIVES,LIQUIDS	21 434	8 159	4 928	845 OTHR,TEXTILE APPAREL,NES	85	458	278
598 MISC.CHEMICAL PRODS,NES	112 092	57 466	34 733	846 CLOTHNG ACCESSRS,FABRIC	51	304	182
600 CPL IND PLANT CHAP 69-76	9 557	149 552	91 115	848 CLOTHNG,NONTXL;HEADGEAR	40	271	163
611 LEATHER	2 103	2 335	1 397	851 FOOTWEAR	1 692	1 861	1 123
613 FURSKINS,TANNED,DRESSED	53	314	190	871 OPTICAL INSTRUMENTS,NES	191	10 654	6 430
621 MATERIALS OF RUBBER	3 235	8 015	4 829	872 MEDICAL INSTRUMENTS NES	678	17 845	10 767
625 RUBBER TYRES,TUBES,ETC.	17 265	2 848	1 701	873 METERS,COUNTERS,NES	654	9 585	5 761
629 ARTICLES OF RUBBER,NES	4 122	15 010	9 054	874 MEASURE,CONTROL INSTRMNT	6 846	147 940	89 047
633 CORK MANUFACTURES	425	901	539	881 PHOTOGRAPH APPAR,ETC.NES	255	4 492	2 715
634 VENEERS,PLYWOOD,ETC.	2 193	612	369	882 PHOTO,CINEMATOGRPH.SUPPL	1 717	5 015	3 015
635 WOOD MANUFACTURES, NES	373	255	152	884 OPTICAL GOODS NES	28	3 692	2 234
641 PAPER AND PAPERBOARD	76 887	13 082	7 891	885 WATCHES AND CLOCKS	465	3 203	1 937
642 PAPER,PAPERBOARD,CUT ETC	2 878	2 905	1 751	891 ARMS AND AMMUNITION	6	73	43
651 TEXTILE YARN	13 949	11 400	6 872	892 PRINTED MATTER	4 811	12 261	7 375
652 COTTON FABRICS, WOVEN	117	2 415	244	893 ARTICLES,NES,OF PLASTICS	11 409	17 896	10 781
653 FABRICS,MAN-MADE FIBRES	710	2 098	1 273	894 BABY CARRIAGE,TOYS,GAMES	2 653	4 125	2 476
654 OTH.TEXTILE FABRIC,WOVEN	101	4 559	275	895 OFFICE,STATIONERY SUPPLS	936	6 663	4 006
655 KNIT,CROCHET,FABRIC NES	179	521	317	896 WORKS OF ART,ANTIQUE ETC	1	475	285
656 TULLE,LACE,EMBROIDRY,ETC	46	1 948	1 176	897 GOLD,SILVERWARE,JEWL NES	3	1 236	747
657 SPECIAL YARN,TXL.FABRIC	4 874	12 277	7 416	898 MUSICAL INSTRUMENTS,ETC.	16 855	29 087	17 603
658 TEXTILE ARTICLES NES	176	361	214	899 MISC MANUFCTRD GOODS NES	455	10 863	6 556
659 FLOOR COVERINGS, ETC.	387	1 507	911	941 COMPL IND PLANT CHAPT 99	144	4 338	2 643
661 LIME,CEMENT,CONSTR.MATRL	74	121	72	971 GOLD,NONMONTY EXCL ORES	253	150	150
662 CLAY,REFRCT.CONSTR.MATRL	17 144	5 643	3 460				
663 MINERAL MANUFACTURES,NES	10 973	21 402	12 962	CHILE			
664 GLASS	26 012	14 303	8 623	IMPORTS	13 072 613	1 027 656	621 770
665 GLASSWARE	5 496	4 513	2 727	001 LIVE ANIMALS	6	77	47
666 POTTERY	228	414	247	012 OTHER MEAT, MEAT OFFAL	487	190	116
667 PEARLS,PRECIOUS STONES				034 FISH,FRESH,CHILLED,FROZN	37 080	21 289	12 854
671 PIG IRON,SPIEGELEISN,ETC	10 397	1 603	966	035 FISH,DRIED,SALTED,SMOKED	503	567	340
673 FLAT-ROLLED IRON ETC.	70 355	5 761	3 447	036 CRUSTACEANS,MOLLUSCS ETC	238	254	151
674 FLAT-ROLLED PLATED IRON	151 301	18 030	10 844	037 FISH ETC.PREPD,PRSDV,NES	4 392	6 574	3 980
675 FLAT-ROLLED, ALLOY STEEL	73 282	23 663	14 247	044 MAIZE UNMILLED	4 695	2 345	1 434
676 IRON,STL.BAR,SHAPES ETC.	22 362	4 260	2 583	054 VEGETABLES	46 824	7 033	4 266
677 RAILWAY TRACK IRON,STEEL	882	321	192	056 VEGETABLES,PRPD,PRSDV,NES	3 424	2 474	1 498
678 WIRE OF IRON OR STEEL	2 373	2 744	1 652	057 FRUIT,NUTS EXCL.OIL NUTS	756 208	154 074	94 238
679 TUBES,PIPES,ETC.IRON,STL	111 857	11 319	6 806	058 FRUIT,PRESERVED,PREPARED	79 534	25 314	15 377
681 SILVER,PLATINUM,ETC.	18	22 025	13 338	059 FRUIT, VEGETABLE JUICES	3 815	1 365	836
682 COPPER	6 973	7 789	4 707	061 SUGARS,MOLASSES,HONEY	8 608	1 527	917
683 NICKEL	634	1 459	871	071 COFFEE,COFFEE SUBSTITUTE	2 862	786	461
684 ALUMINIUM	47 100	28 613	17 273	075 SPICES	1 574	1 266	770
686 ZINC	380	368	221	081 ANIMAL FEED STUFF	284 011	17 679	10 678
687 TIN	187	332	202	112 ALCOHOLIC BEVERAGES	7 088	3 490	2 122
689 MISC.NON-FERR.BASE METAL	268	1 154	699	248 WOOD, SIMPLY WORKED	8 897	1 129	687
691 METALLIC STRUCTURES NES	1 123	2 289	1 362	251 PULP AND WASTE PAPER	1 233 060	75 685	45 806
692 CONTAINERS,STORAGE,TRNSP	482	865	530	258 WOOL, OTHER ANIMAL HAIR	9 713	4 822	2 945
693 WIRE PRODUCTS EXCL.ELECT	1 124	1 816	1 105	272 FERTILIZERS, CRUDE	9 125	4 338	2 688
694 NAILS,SCREWS,NUTS,ETC.	9 221	13 081	7 874	281 IRON ORE, CONCENTRATES	7 260 266	46 734	28 079
695 TOOLS	3 520	24 194	14 571	283 COPPER ORES,CONCENTRATES	1 549 570	147 762	88 929
696 CUTLERY	106	571	336	287 ORE,CONCENTR.BASE METALS	5 804	2 790	1 687
697 HOUSEHOLD EQUIPMENT,NES	398	932	550	289 PREC.METAL ORES,CONCTR	1 481	119 522	71 736
699 MANUFACTS.BASE METAL,NES	27 999	48 336	29 132	291 CRUDE ANIMAL MATERLS,NES	38 382	3 882	2 361
700 CPL IND PLANT (84/85/87)	30 109	348 037	211 453	292 CRUDE VEG.MATERIALS, NES	5 430	9 520	5 765
711 STEAM GENER. BOILERS,ETC.	737	1 144	705	411 ANIMAL OILS AND FATS	38 053	2 151	1 279
712 STEAM TURBINES	250	4 737	2 835	422 FIXED VEG.FAT,OILS,OTHER	38	102	63
713 INTRNL COMBUS PSTN ENGIN	25 668	81 275	49 131	512 ALCOHOL,PHENOL,ETC,DERIV	698 412	13 687	8 265
714 ENGINES,MOTORS NON-ELECT	17	3 430	2 073	514 NITROGEN-FUNCT.COMPOUNDS	512	152	93
716 ROTATING ELECTRIC PLANT	4 991	19 721	11 899	515 ORGANO-INORGANIC COMPNDS	155	712	427
718 OTH.PWR.GENRTNG.MACHNRY	12 960	30 528	18 354	522 INORGANIC CHEM.ELEMENTS	17 953	4 543	2 770
721 AGRIC.MACHINES,EX. TRACTR	372	978	587	523 METAL. SALTS,INORGAN.ACID	37 520	17 976	10 918
722 TRACTORS	42	105	61	524 OTHER CHEMICAL COMPOUNDS	1 288	4 727	2 852
723 CIVIL ENGINEERING EQUIPT	23 798	41 383	25 216	551 ESSNTL.OIL,PERFUME,FLAVR	319	142	85
724 TEXTILE,LEATHER MACHINES	42 492	199 354	120 279	555 VENEERS,PLYWOOD,ETC.	31 722	2 705	1 632
725 PAPER,PULP MILL MACHINES	5 587	30 642	18 680	635 WOOD MANUFACTURES, NES	21 013	4 751	2 870
726 PRINTNG,BOOKBINDNG MACHS	12 828	86 213	52 062	641 PAPER AND PAPERBOARD	14 105	1 551	935
727 FOOD-PROCESS.MCH,NON DOM	2 141	9 375	5 655	642 PAPER,PAPERBOARD,CUT ETC	507	84	51
728 OTH.MACH,PTS,SPCL INDUST	36 268	162 390	98 410	658 TEXTILE ARTICLES NES	1	61	38
731 METAL REMOVAL WORK TOOLS	9 845	41 441	25 162	661 LIME,CEMENT,CONSTR.MATRL	109	57	35
733 MACH-TOOLS,METAL-WORKING	4 649	19 470	11 465	663 MINERAL MANUFACTURES,NES	25	63	37
735 PARTS,NES,FOR MACH-TOOLS	4 410	27 931	16 810	666 POTTERY	124	286	172
737 METALWORKING MACHNRY NES	43 596	25 559	15 174	667 PEARLS,PRECIOUS STONES			
741 HEATING,COOLNG EQUIP,PART	10 245	44 491	26 904	671 PIG IRON,SPIEGELEISN,ETC	100	72	45
742 PUMPS FOR LIQUIDS,PARTS	9 587	69 216	41 693	681 SILVER,PLATINUM,ETC.	10	208	130
743 PUMPS NES,CENTRIFUGS ETC	8 545	39 892	24 022	682 COPPER	813 142	266 976	161 535
744 MECHANICAL HANDLING EQUIP	8 323	24 263	14 621	687 TIN	2 129	1 947	1 182
745 OTH.NONELEC MCH,TOOL,NES	8 744	47 957	28 942	695 TOOLS	271	393	237
746 BALL OR ROLLER BEARINGS	17 406	50 587	30 525	697 HOUSEHOLD EQUIPMENT,NES	651	646	390
747 TAPS,COCKS,VALVES,ETC.	3 754	26 494	16 023	712 STEAM TURBINES	10	60	37
748 TRANSMISSIONS SHAFTS ETC	18 413	55 132	33 282	713 INTRNL COMBUS PSTN ENGIN	21	62	39
749 NON-ELECT MACH.PARTS,ETC	6 218	34 410	20 750	725 PAPER,PULP MILL MACHINES	40	248	155
751 OFFICE MACHINES	204	2 895	1 729	726 PRINTNG,BOOKBINDNG MACHS	26	127	78
752 AUTOMATC.DATA PROC.EQUIP	339	8 306	5 003	741 HEATING,COOLNG EQUIP,PART	171	281	165
759 PARTS,FOR OFFICE MACHINS	331	23 731	14 389	743 PUMPS NES,CENTRIFUGS ETC	4	96	58
761 TELEVISION RECEIVERS ETC	10	168	105	748 TRANSMISSIONS SHAFTS ETC	40	202	126
762 RADIO-BROADCAST RECEIVER	5	131	75	749 NON-ELECT MACH.PARTS,ETC	1	106	62
763 SOUND RECORDER,PHONOGRPH	14	608	359	751 OFFICE MACHINES	60	281	170
764 TELECOMM.EQUIP.PARTS NES	1 373	83 163	50 444	764 TELECOMM.EQUIP.PARTS NES	7	308	188
771 ELECT POWER MACHNY,PARTS	1 655	12 875	7 736	772 ELEC.SWITCH,RELAY,CIRCUIT	2	101	59
772 ELEC.SWITCH,RELAY,CIRCUIT	9 471	87 722	52 976	785 CYCLES,MOTORCYCLES ETC.	194	678	409
773 ELECTR.DISTRIBT.EQPT NES	4 554	16 456	9 864	791 RAILWAY VEHICLES.EQUIPNT	315	71	45
774 ELECTRO-MEDCL,XRAY EQUIP	773	23 714	14 292	792 AIRCRAFT,ASOCTO.EQUIPNT		54	33
775 DOM.ELEC,NON-ELEC.EQUIPT	530	1 689	1 019				
776 TRANSISTORS,VALVES,ETC.	1 496	35 276	21 366				
778 ELECTRIC.MACH.APPART,NES	31 610	96 421	58 197				

7 IMPORTS AND EXPORTS (SPECIAL TRADE) BY COUNTRIES OF PRODUCTION AND CONSUMPTION AND BY GROUPS OF THE SITC-REV. III 1993

GROUP DESCRIPTION	DT = 100 KG	1 000 DM	1 000 \$	GROUP DESCRIPTION	DT = 100 KG	1 000 DM	1 000 \$
821 FURNITURE, CUSHIONS, ETC.	4 403	1 858	1 119	671 PIG IRON, SPIEGELEISN, ETC.	838	104	62
831 TRUNK, SUIT-CASES, BAG, ETC	19	183	110	673 FLAT-ROLLED IRON ETC.	60 795	4 233	2 532
841 MENS, BOYS CLOTHING, X-KNIT	800	1 856	1 113	674 FLAT-ROLLED PLATED IRON	44 490	3 719	2 256
842 WOMEN, GIRL CLOTHING, X-KNIT	60	192	116	675 FLAT-ROLLED, ALLOY STEEL	54 317	9 212	5 558
843 MENS, BOYS CLOTHING, KNIT	35	321	191	676 IRON, STL, BAR, SHAPES ETC.	9 225	1 382	838
844 WOMEN, GIRLS CLOTHING, KNIT	98	500	299	677 RAILWAY TRACK IRON, STEEL	498	71	41
845 OTH. TEXTILE APPAREL, NES	731	4 067	2 454	678 WIRE OF IRON OR STEEL	2 622	774	462
848 CLOTHING, NONXTL; HEADGEAR	62	723	430	679 TUBES, PIPES, ETC. IRON, STL	10 443	3 595	2 160
851 FOOTWEAR	692	2 621	1 586	681 SILVER, PLATINUM, ETC.	35	494	304
871 OPTICAL INSTRUMENTS, NES	18	1 221	727	682 COPPER	163	272	162
874 MEASURE, CONTROL INSTRMNT	6	1 893	1 179	683 NICKEL	108	461	276
892 PRINTED MATTER	40	66	36	684 ALUMINIUM	17 679	11 130	6 726
893 ARTICLES, NES, OF PLASTICS	18	55	33	685 LEAD	591	147	87
894 BABY CARRIAGE, TOYS, GAMES	25	73	43	689 MISC. NON-FERR. BASE METAL	7	99	58
896 WORKS OF ART, ANTIQUE ETC	15	96	59	691 METALLIC STRUCTURES NES	17 281	4 128	2 531
897 GOLD, SILVERWARE, JEWEL NES	9	284	169	692 CONTAINERS, STORAGE, TRNSP	2 328	3 057	1 866
898 MUSICAL INSTRUMENTS, ETC.	51	274	168	693 WIRE PRODUCTS EXCL. ELECT	2 069	1 303	786
899 MISC MANUFACTRD GOODS NES	7	116	69	694 NAILS, SCREWS, NUTS, ETC.	1 116	1 359	807
971 GOLD, NONMONTY EXCL ORES	19	12 432	7 536	695 TOOLS	3 650	12 657	7 644
972 MONETARY GOLD, GOLD COINS		404	243	696 CUTLERY	204	1 531	914
EXPORTS	1 237 994	931 393	563 400	697 HOUSEHOLD EQUIPMENT, NES	594	986	586
001 LIVE ANIMALS	9	142	86	699 MANUFACTS. BASE METAL, NES	6 213	8 128	4 903
022 MILK AND CREAM	4 314	1 241	732	711 STEAM GENER. BOILERS, ETC.	1 279	2 591	1 514
023 BUTTER, OTHER FAT OF MILK	662	133	81	712 STEAM TURBINES	112	1 793	1 073
024 CHEESE AND CURD	355	169	104	713 INTRNL COMBUS PSTN ENGIN	4 479	17 644	10 664
037 FISH ETC. PREPD, PRSVD, NES	76	76	46	716 ROTATING ELECTRIC PLANT	6 068	12 603	7 738
046 MEAL, FLOUR OF WHEAT, MSLN	16 960	499	302	718 OTH. POWR. GENRTNG. MACHNRY	289	1 678	1 010
048 CEREAL PREPARATIONS	400	189	116	721 AGRIC. MACHINES, EX. TRACTR	4 189	6 142	3 703
056 VEGETABLES, PRPD, PRSVD, NES	284	96	59	722 TRACTORS	1 137	511	308
061 SUGARS, MOLASSES, HONEY	9 200	855	513	723 CIVIL ENGINEERING EQUIPT	10 809	23 990	14 567
062 SUGAR CONFECTIONERY	135	92	54	724 TEXTILE, LEATHER MACHINES	3 997	20 430	12 304
073 CHOCOLATE, OTH. COCOA PREP	276	279	168	725 PAPER, PULP MILL MACHINES	4 923	12 775	7 714
075 SPICES	145	108	59	726 PRINTNG, BOOKBINDNG MACHS	7 879	33 973	20 777
081 ANIMAL FEED STUFF	1 426	2 824	1 689	727 FOOD-PROCESS. MCH. NON DOM	4 959	11 307	6 803
098 EDIBLE PROD. PREPRTNS, NES	1 234	830	501	728 OTH. MACH. PTS, SPCL INDUST	17 681	37 664	22 772
111 NON-ALCOHOL. BEVERAGE, NES	854	149	89	731 METAL REMOVAL WORK TOOLS	2 084	3 735	2 264
112 ALCOHOLIC BEVERAGES	1 368	268	163	733 MACH-TOOLS, METAL-WORKING	2 730	5 496	3 314
232 SYNTHETIC RUBBER, ETC.	3 991	1 509	911	735 PARTS, NES, FOR MACH-TOOLS	501	1 829	1 106
251 PULP AND WASTE PAPER	3 374	4 804	484	737 METALWORKING MACHNRY NES	742	2 122	1 287
266 SYNTHETIC FIBRES	14 456	844	2 714	741 HEATING, COOLNG EQUIP, PART	5 498	17 357	10 514
267 OTHER MAN-MADE FIBRES	247	63	38	742 PUMPS FOR LIQUIDS, PARTS	2 088	10 564	6 354
269 WORN CLOTHING, TEXTL. ARTL	56 756	12 005	7 275	743 PUMPS NES, CENTRIFUGS ETC	7 444	21 413	12 882
278 OTHER CRUDE MINERALS	95 294	695	412	744 MECHANICAL HANDLING EQUIP	6 629	10 348	6 292
285 ALUMINIUM ORE, CONCTR. ETC	1 080	87	52	745 OTH. NONELEC MCH, TOOL, NES	4 270	20 667	12 514
291 CRUDE ANIMAL MATERLS. NES	460	326	198	746 BALL OR ROLLER BEARINGS	1 773	2 700	1 638
292 CRUDE VEG. MATERIALS, NES	1 646	3 034	1 828	747 TAPS, COCKS, VALVES, ETC.	1 480	5 775	3 489
334 PETROLEUM PRODUCTS	3 343	682	413	748 TRANSMISSIONS SHAFTS ETC	4 158	13 617	8 260
335 RESIDUAL PETROL. PRODUCTS	33 070	3 307	1 995	749 NON-ELECT MACH. PARTS, ETC	1 638	7 172	4 314
411 ANIMAL OILS AND FATS	268	174	105	751 OFFICE MACHINES	534	2 213	1 339
431 ANIMAL, VEG. FATS, OILS, NES	1 955	403	244	752 AUTOMATC. DATA PROC. EQUIP	352	4 110	2 447
511 HYDROCARBONS, NES, DERIVTS	3 257	925	550	759 PARTS, FOR OFFICE MACHINS	25	946	573
512 ALCOHOL, PHENOL, ETC. DERIV	17 330	2 116	1 276	762 RADIO-BROADCAST RECEIVER	12	422	255
513 CARBOXYLIC ACIDS, DERIVTS	12 779	3 934	2 372	763 SOUND RECORDER, PHONOGRPH	3	49	30
514 NITROGEN-FUNCT. COMPOUNDS	4 043	3 968	2 402	764 TELECOMM. EQUIP. PARTS NES	1 088	14 293	8 646
515 ORGANO-INORGANIC COMPNDS	3 298	6 789	4 122	771 ELECT POWER MACHNY, PARTS	3 991	3 770	2 310
516 OTHER ORGANIC CHEMICALS	3 231	2 441	1 476	772 ELEC. SWITCH, RELAY, CIRCUIT	3 806	25 395	15 395
522 INORGANIC CHEM. ELEMENTS	13 716	3 044	1 839	773 ELECTR DISTRIB. EQPT NES	1 710	3 456	2 095
523 METAL. SALTS, INORGAN. ACID	58 785	5 864	3 544	774 ELECTRO-MEDCL. XRAY EQUIP	194	4 777	2 720
524 OTHER CHEMICAL COMPOUNDS	1 487	656	393	775 DOM. ELEC. NON-ELEC. EQUIPT	4 239	8 477	5 320
525 RADIO-ACTIVE MATERIALS	23	75	43	776 TRANSISTORS, VALVES, ETC.	142	444	269
531 SYNTH. COLOURS, LAKES, ETC.	3 120	8 397	5 094	778 ELECTRIC. MACH. APPART. NES	7 407	17 221	10 422
532 DYEING, TANNING MATERIALS	4 217	1 408	852	781 PASS. MOTOR VEHCLS. EX. BUS	17 215	48 470	29 322
533 PIGMENTS, PAINTS, ETC.	12 477	8 346	5 037	782 GOODS, SPCL TRANSPORT VEH	22 532	11 805	7 222
541 MEDICINES, ETC. EXC. GRP542	1 813	12 986	7 816	783 ROAD MOTOR VEHICLES NES	3 682	3 956	2 389
542 MEDICAMENTS	2 421	13 151	7 966	784 PARTS, TRACTORS, MOTOR VEH	8 630	11 536	6 965
551 ESSNTL. OIL, PERFUME, FLAVR	1 556	4 345	2 621	785 CYCLES, MOTORCYCLES ETC.	46	156	97
553 PERFUMERY, COSMETICS, ETC.	1 638	3 969	2 396	786 TRAILERS, SEMI-TRAILR, ETC	2 080	1 233	741
554 SOAP, CLEANERS, POLISH, ETC	32 391	9 961	6 021	787 RAILWAY VEHICLES, EQUIPNT	19	65	40
562 FERTILIZER, EXCEPT GRP272	3 470	606	360	792 AIRCRAFT, ASSOCD. EQUIPNT	31	2 320	1 374
571 POLYMERS OF ETHYLENE	567	153	91	793 SHIP, BOAT, FLOAT. STRUCTRS	16 942	6 335	3 866
572 POLYMERS OF STYRENE	14 154	3 027	1 831	812 PLUMBNG, SANITRY, EQPT. ETC	497	653	392
573 POLYMERS, VINYL CHLORIDE	3 432	1 016	617	813 LIGHTING FIXTURES ETC. NES	396	1 771	1 077
574 POLYACETAL, POLYCARBONATE	10 836	2 976	1 804	821 FURNITURE, CUSHIONS, ETC.	544	856	510
575 OTH. PLASTIC, PRIMARY FORM	22 149	12 052	7 303	831 TRUNK, SUIT-CASES, BAG, ETC	33	141	85
581 PLASTIC TUBE, PIPE, HOSE	1 862	3 759	2 274	841 MENS, BOYS CLOTHING, X-KNIT	40	757	459
582 PLASTIC PLATE, SHEETS, ETC	8 986	9 028	5 475	842 WOMEN, GIRL CLOTHING, X-KNIT	128	1 733	1 047
583 MONOFILAMENT OF PLASTICS	531	773	471	843 MENS, BOYS CLOTHING, KNIT	10	80	48
591 INSECTICIDES, ETC.	11 587	15 822	9 623	844 WOMEN, GIRLS CLOTHING, KNIT	4	64	38
592 STARCHES, INULIN, ETC.	5 989	3 352	2 023	845 OTHR. TEXTILE APPAREL, NES	59	702	421
593 EXPLOSIVES, PYROTECHNICS	37	161	97	846 CLOTHING ACCESSRS, FABRIC	294	616	368
597 PREPRD ADDITIVES, LIQUIDS	5 934	2 569	1 553	848 CLOTHING, NONXTL; HEADGEAR	136	880	532
598 MISC. CHEMICAL PRDCTS. NES	33 490	22 406	13 587	851 FOOTWEAR	263	1 258	753
611 LEATHER	95	63	38	871 OPTICAL INSTRUMENTS, NES	553	4 276	2 583
612 MANUFACT. LEATHER ETC. NES	22	457	281	872 MEDICAL INSTRUMENTS NES	601	10 254	6 187
621 MATERIALS OF RUBBER	1 249	1 311	797	873 METERS, COUNTERS, NES	237	1 399	849
625 RUBBER TYRES, TUBES, ETC.	1 427	671	405	874 MEASURE, CONTROL INSTRMNT	1 500	29 923	18 137
629 ARTICLES OF RUBBER, NES	6 634	7 834	4 769	881 PHOTOGRAPH APPAR. ETC. NES	194	1 270	770
633 CORK MANUFACTURES	413	2 124	1 297	882 PHOTO. CINEMATOGRPH. SUPPL	3 149	6 546	3 886
634 VENEERS, PLYWOOD, ETC.	289	139	84	883 OPTICAL GOODS NES	27	2 224	1 335
635 WOOD MANUFACTURES, NES	135	144	86	885 WATCHES AND CLOCKS	138	1 410	837
641 PAPER AND PAPERBOARD	141 565	29 413	17 733	891 ARMS AND AMMUNITION	71	1 121	678
642 PAPER, PAPERBOARD, CUT ETC	24 038	7 586	4 568	892 PRINTED MATTER	1 496	2 299	1 391
651 TEXTILE YARN	7 542	6 214	3 767	893 ARTICLES, NES, OF PLASTICS	6 433	6 241	3 762
652 COTTON FABRICS, WOVEN	142	677	409	894 BABY CARRIAGE, TOYS, GAMES	509	1 172	710
653 FABRICS, MAN-MADE FIBRES	789	2 780	1 672	895 OFFICE, STATIONERY SUPPLS	1 107	4 497	2 701
654 OTH. TEXTILE FABRIC, WOVEN	162	444	269	897 GOLD, SILVERWARE, JEWEL NES	2	2 257	1 358
655 KNIT, CROCHET, FABRIC NES	453	1 123	676	898 MUSICAL INSTRUMENTS, ETC.	811	2 400	1 458
656 TULLE, LACE, EMBROIDRY, ETC	60	394	238	899 MISC MANUFACTRD GOODS NES	709	3 377	2 037
657 SPECIAL YARN, TXTL. FABRIC	8 208	8 328	5 038	BOLIVIA			
658 TEXTILE ARTICLES NES	185	441	266	IMPORTS	94 834	60 793	36 726
659 FLOOR COVERINGS, ETC.	1 570	1 042	636				
662 CLAY, REFRCT. CONSTR. MATRL	15 070	2 569	1 568	045 OTHER CEREALS, UNMILLED	1 614	453	278
663 MINERAL MANUFACTURES, NES	5 495	3 818	2 296	057 FRUIT, NUTS EXCL. OIL NUTS	4 889	1 834	1 106
664 GLASS	1 326	1 015	611	071 COFFEE, COFFEE SUBSTITUTE	13 993	3 480	2 128
665 GLASSWARE	1 410	2 314	1 399	072 COCOA	1 116	693	421
666 POTTERY	133	182	109	287 ORE, CONCENTR. BASE METALS	61 940	2 565	1 507

7 IMPORTS AND EXPORTS (SPECIAL TRADE) BY COUNTRIES OF PRODUCTION AND CONSUMPTION AND BY GROUPS OF THE SITC-REV. III 1993

GROUP DESCRIPTION	DT = 100 KG	1 000 DM	1 000 \$	GROUP DESCRIPTION	DT = 100 KG	1 000 DM	1 000 \$
289 PREC.METAL ORES,CONCRTS	199	41 511	25 134	781 PASS.MOTOR VEHCLS.EX.BUS	511	1 096	652
291 CRUDE ANIMAL MATERLS.NES	52	76	48	782 GOODS,SPCL TRANSPORT VEH	1 492	161	96
522 INORGANIC CHEM.ELEMENTS	2 484	315	189	783 ROAD MOTOR VEHICLES NES	104	59	36
635 WOOD MANUFACTURES, NES	513	141	84	784 PARTS,TRACTORS,MOTOR VEH	313	1 170	703
685 LEAD	990	417	250	786 TRAILERS,SEMI-TRAILR,ETC	338	56	31
687 TIN	5 715	4 992	2 996	792 AIRCRAFT,ASOCTD.EQUIPNT	13	645	379
821 FURNITURE,CUSHIONS,ETC.	667	263	158	813 LIGHTING FIXTURES ETC.NES	15	131	78
831 TRUNK,SUIT-CASES,BAG,ETC	25	117	69	842 WOMEN,GIRL CLOTHNG,XKNIT	5	112	65
844 WOMEN,GIRLS CLOTHNG.KNIT	10	114	69	871 OPTICAL INSTRUMENTS,NES		121	72
845 OTHR.TEXTILE APPAREL,NES	241	2 467	1 470	872 MEDICAL INSTRUMENTS NES	206	1 564	955
846 CLOTHING ACCESSRS,FABRIC	17	172	102	873 METERS,COUNTERS,NES	129	151	92
894 BABY CARRIAGE,TOYS,GAMES	13	65	39	874 MEASURE,CONTROL INSTRMNT	51	2 386	1 447
897 GOLD,SILVERWARE,JEWEL NES		98	60	881 PHOTOGRAPH APPAR,ETC.NES	14	122	73
971 GOLD,NONMONTY EXCL ORES	6	365	222	882 PHOTO.CINEMATOGRPH.SUPPL	174	161	97
				885 WATCHES AND CLOCKS	1	53	32
EXPORTS	90 687	85 829	52 039	891 ARMS AND AMMUNITION	1	67	39
001 LIVE ANIMALS	38	234	143	892 PRINTED MATTER	135	578	347
022 MILK AND CREAM	2 255	527	323	893 ARTICLES,NES,OF PLASTICS	152	287	173
048 CEREAL PREPARATIONS	1 200	74	46	894 BABY CARRIAGE,TOYS,GAMES	84	149	90
054 VEGETABLES	52	131	76	895 OFFICE,STATIONERY SUPPLS	278	973	584
081 ANIMAL FEED STUFF	189	63	37	897 GOLD,SILVERWARE,JEWEL NES	48	191	116
098 EDIBLE PROD.PREPRNTS,NES	62	134	81	898 MUSICAL INSTRUMENTS,ETC.	20	209	128
112 ALCOHOLIC BEVERAGES	213	75	38	899 MISC MANUFCTRD GOODS NES		252	152
222 OILSEED(SFT.FIX VEG.OIL)	750	66	38				
269 WORN CLOTHING,TEXTL.ARTL	2 099	645	392	PARAGUAY			
292 CRUDE VEG.MATERIALS, NES	102	211	124	IMPORTS	1 054 526	55 823	33 433
334 PETROLEUM PRODUCTS	176	63	37				
411 ANIMAL OILS AND FATS	58	66	40	011 BOVINE MEAT	6 318	5 961	3 579
512 ALCOHOL,PHENOL,ETC.DERIV	664	252	150	012 OTHER MEAT, MEAT OFFAL	127	104	63
513 CARBOXYLIC ACIDS,DERIVTS	2 690	504	311	034 FISH,FRESH,CHILLED,FROZN	14	112	67
514 NITROGEN-FUNCT.COMPOUNDS	345	441	268	054 VEGETABLES	6 943	2 584	1 565
515 ORGANO-INORGANIC COMPNDS	579	791	473	071 COFFEE,COFFEE SUBSTITUTE	284	64	40
516 OTHER ORGANIC CHEMICALS	366	252	153	081 ANIMAL FEED STUFF	23 286	498	308
522 INORGANIC CHEM.ELEMENTS	3 496	657	396	121 TOBACCO, UNMANUFACTURED	1 004	416	252
523 METAL.SALTS,INORGAN.ACID	9 077	1 300	767	222 OILSEED(SFT.FIX VEG.OIL)	998 219	39 307	23 477
525 RADIO-ACTIVE MATERIALS		54	33	248 WOOD, SIMPLY WORKED	1 297	153	89
531 SYNTH.COLOURS,LAKES,ETC.	375	1 221	729	263 COTTON	2 556	630	383
533 PIGMENTS, PAINTS, ETC.	1 528	986	597	268 WOOL, OTHER ANIMAL HAIR	1 669	1 440	868
541 MEDICINES,ETC.EXC.GRP542	273	1 192	723	291 CRUDE ANIMAL MATERLS.NES	4 482	359	217
542 MEDICAMENTS	327	1 200	721	292 CRUDE VEG.MATERIALS, NES	443	93	56
551 ESSNTL.OIL,PERFUME,FLAVR	95	609	366	512 ALCOHOL,PHENOL,ETC.DERIV	20	51	30
553 PERFUMERY,COSMETICS,ETC.	367	767	458	532 DYEING,TANNING MATERIALS	4 370	632	379
554 SOAP,CLEANERS,POLISH,ETC	1 300	579	344	541 MEDICINES,ETC.EXC.GRP542	19	158	95
562 FERTILIZER,EXCEPT GRP272	387	85	50	551 ESSNTL.OIL,PERFUME,FLAVR	477	1 020	619
571 POLYMERS OF ETHYLENE	2 723	205	120	611 LEATHER	40	70	42
572 POLYMERS OF STYRENE	4 238	842	511	635 WOOD MANUFACTURES, NES	959	296	177
573 POLYMERS,VINYL CHLORIDE	950	287	176	652 COTTON FABRICS, WOVEN	1 037	592	359
574 POLYACETAL,POLYCARBONATE	5 148	654	387	831 TRUNK,SUIT-CASES,BAG,ETC	155	419	250
575 OTH.PLASTIC,PRIMARY FORM	748	481	291	841 MENS,BOYS CLOTHNG,X-KNIT	66	115	67
581 PLASTIC TUBE,PIPE,HOSE	226	338	204	848 CLOTHNG,NONTXTL;HEADGEAR	16	98	59
582 PLASTIC PLATE,SHEETS,ETC	422	344	213				
591 INSECTICIDES, ETC.	416	637	372	EXPORTS	125 678	98 376	59 163
592 STARCHES,INULIN,ETC.	507	138	83				
597 PREPRD ADDITIVES,LIQUIDS	228	104	63	001 LIVE ANIMALS	10	59	35
598 MISC.CHEMICAL PRODTS.NES	1 877	1 072	647	011 BOVINE MEAT	346	90	52
600 CPL IND PLANT CHAP 69-76	419	658	390	022 MILK AND CREAM	14 000	3 692	2 249
621 MATERIALS OF RUBBER	154	181	112	037 FISH ETC.PREPD,PRSD,NES	84	86	51
629 ARTICLES OF RUBBER, NES	236	261	155	048 CEREAL PREPARATIONS	20 460	837	506
641 PAPER AND PAPERBOARD	2 010	536	325	054 VEGETABLES	519	453	277
642 PAPER,PAPERBOARD,CUT ETC	511	325	195	081 ANIMAL FEED STUFF	590	107	64
657 SPECIAL YARN,TXTL.FABRIC	116	150	91	112 ALCOHOLIC BEVERAGES	12 881	2 789	1 671
662 CLAY,REFRCT.CONSTR.MATRL	13 614	2 106	1 239	251 PULP AND WASTE PAPER	2 149	122	73
663 MINERAL MANUFACTURES,NES	100	136	81	274 SULPHUR,UNRSTD.IRON PYRS	4 750	192	112
685 GLASSWARE	550	320	193	292 CRUDE VEG.MATERIALS, NES	292	168	100
673 FLAT-ROLLED IRON ETC.	1 952	162	96	335 RESIDUAL PETROL.PRODUCTS	1 210	153	91
678 WIRE OF IRON OR STEEL	227	82	46	512 ALCOHOL,PHENOL,ETC.DERIV	455	103	65
681 SILVER,PLATINUM,ETC.		65	39	513 CARBOXYLIC ACIDS,DERIVTS	2 863	641	383
682 COPPER	93	78	46	514 NITROGEN-FUNCT.COMPOUNDS	238	225	135
683 NICKEL	3	58	35	515 ORGANO-INORGANIC COMPNDS	735	2 143	1 288
684 ALUMINIUM	68	231	139	516 OTHER ORGANIC CHEMICALS	369	317	192
691 METALLIC STRUCTURES NES	269	343	208	522 INORGANIC CHEM.ELEMENTS	468	98	56
692 CONTAINERS,STORAGE,TRNSP	157	322	196	523 METAL.SALTS,INORGAN.ACID	2 432	264	161
693 WIRE PRODUCTS EXCL.ELECT	216	89	54	531 SYNTH.COLOURS,LAKES,ETC.	446	913	544
694 NAILS,SCREWS,NUTS,ETC.	10	52	31	532 DYEING,TANNING MATERIALS	181	67	41
695 TOOLS	505	1 455	886	533 PIGMENTS, PAINTS, ETC.	380	395	235
699 MANUFACTS.BASE METAL,NES	596	698	418	541 MEDICINES,ETC.EXC.GRP542	283	1 316	801
700 CPL IND PLANT (84/85/87)	2 661	16 591	10 306	542 MEDICAMENTS	252	1 793	1 079
711 STEAM GENER.BOTILERS,ETC.	39	141	85	551 ESSNTL.OIL,PERFUME,FLAVR	223	485	290
713 INTRNL COMBUS PSTN ENGIN	683	1 473	894	553 PERFUMERY,COSMETICS,ETC.	2 623	4 413	2 651
714 ENGINES,MOTORS NON-ELECT	108	1 584	941	554 SOAP,CLEANERS,POLISH,ETC	2 712	1 038	630
716 ROTATING ELECTRIC PLANT	217	200	122	562 FERTILIZER,EXCEPT GRP272	1 871	52	31
718 OTH.POWR.GENRTNG.MACHNRY	15	366	220	575 OTH.PLASTIC,PRIMARY FORM	1 597	792	481
722 TRACTORS	238	189	111	581 PLASTIC TUBE,PIPE,HOSE	39	102	60
723 CIVIL ENGINEERING EQUIPT	334	857	532	582 PLASTIC PLATE,SHEETS,ETC	106	131	76
724 TEXTILE,LEATHER MACHINES	1 227	4 001	2 425	591 INSECTICIDES, ETC.	547	926	556
725 PAPER,PULP MILL MACHINES	223	443	274	592 STARCHES,INULIN,ETC.	205	115	67
726 PRINTNG,BOOKBINDNG MACHS	673	2 827	1 730	597 PREPRD ADDITIVES,LIQUIDS	4 010	1 184	714
727 FOOD-PROCESS.MCH.NON DOM	95	611	377	598 MISC.CHEMICAL PRODTS.NES	1 871	1 163	703
728 OTH.MACH,PTS,SPCL INDUST	3 990	2 196	1 322	625 RUBBER TYRES,TUBES,ETC.	842	115	68
733 MACH-TOOLS,METAL-WORKING	300	418	253	629 ARTICLES OF RUBBER, NES	291	531	318
735 PARTS,NES,FOR MACH-TOOLS	50	114	71	641 PAPER AND PAPERBOARD	16 499	1 839	1 103
741 HEATING,COOLNG EQUIP,PART	609	1 307	788	642 PAPER,PAPERBOARD,CUT ETC	1 462	505	308
742 PUMPS FOR LIQUIDS,PARTS	34	323	195	651 TEXTILE YARN	13	55	34
743 PUMPS NES,CENTRIFUGS ETC	439	2 144	1 296	655 KNIT.CROCHET.FABRIC NES	2	54	33
744 MECHANICAL HANDLING EQUIP	371	330	197	657 SPECIAL YARN,TXTL.FABRIC	166	316	195
745 OTH.NONELEC.MCH,TOOL,NES	428	3 030	1 851	659 FLOOR COVERINGS, ETC.	119	293	180
747 TAPS,COCKS,VALVES,ETC.	79	515	312	663 MINERAL MANUFACTURES,NES	172	198	118
748 TRANSMISSIONS SHAFTS ETC	69	304	180	664 GLASS	8	50	30
749 NON-ELECT MACH.PARTS,ETC	655	612	363	665 GLASSWARE	342	419	250
751 OFFICE MACHINES	40	100	63	666 POTTERY	40	86	50
752 AUTOMATC.DATA PROC.EQUIP	27	565	341	679 TUBES,PIPES,ETC.IRON,STL	542	289	177
764 TELECOMM.EQUIP.PARTS NES	233	2 652	1 591	684 ALUMINIUM	361	1 269	773
771 ELECT POWER MACHNY.PARTS	105	321	193	692 CONTAINERS,STORAGE,TRNSP	193	283	172
772 ELEC.SWITCH.RELAY.CIRCUIT	131	742	445	695 TOOLS	656	1 224	731
774 ELECTRO-MEDCL,XRAY EQUIP	17	68	41	696 CUTLERY	66	573	345
775 DOM.ELEC, NON-ELEC. EQUIPT	102	246	147	697 HOUSEHOLD EQUIPMENT,NES	88	128	75
778 ELECTRIC.MACH.APPART.NES	98	724	439	699 MANUFACTS.BASE METAL,NES	435	952	564

7 IMPORTS AND EXPORTS (SPECIAL TRADE) BY COUNTRIES OF PRODUCTION AND CONSUMPTION AND BY GROUPS OF THE SITC-REV. III 1993

GROUP DESCRIPTION	DT = 100 KG	1 000 DM	1 000 \$	GROUP DESCRIPTION	DT = 100 KG	1 000 DM	1 000 \$
713 INTRNL COMBUS PSTN ENGIN	202	510	311	061 SUGARS,MOLASSES,HONEY	2 412	163	99
716 ROTATING ELECTRIC PLANT	75	641	377	062 SUGAR CONFECTIONERY	201	119	73
721 AGRIC.MACHINES,EX.TRACTR	310	495	302	073 CHOCOLATE,OTH.COCCA PREP	361	310	191
722 TRACTORS	606	550	327	075 SPICES	92	57	37
723 CIVIL ENGINEERING EQUIPT	88	83	49	081 ANIMAL FEED STUFF	108	139	82
724 TEXTILE, LEATHER MACHINES	303	674	410	098 EDIBLE PROD.PREPRTN,NES	2 327	1 008	598
725 PAPER,PULP MILL MACHINES	294	302	182	112 ALCOHOLIC BEVERAGES	9 255	1 175	703
726 PRINTNG,BOOKBINDNG MACHS	990	1 608	967	121 TOBACCO, UNMANUFACTURED	744	88	53
727 FOOD-PROCESS.MCH.NON DOM	205	564	345	212 FURSKINS, RAW	7	154	95
728 OTH.MACH,PTS,SPCL INDUST	178	777	474	232 SYNTHETIC RUBBER, ETC.	3 202	764	459
741 HEATING,COOLNG EQUIP,PART	60	332	198	266 SYNTHETIC FIBRES	2 191	732	444
742 PUMPS FOR LIQUIDS,PARTS	16	165	98	267 OTHER MAN-MADE FIBRES	4 550	1 162	704
743 PUMPS NES,CENTRIFUGS ETC	171	888	531	269 WORN CLOTHING,TEXTL.ARTL	115	54	32
744 MECHANICAL HANDLING EQUIP	159	54	32	273 STONE, SAND AND GRAVEL	5 239	137	83
745 OTH.NONELEC MCH,TOOL,NES	193	1 790	1 094	278 OTHER CRUDE MINERALS	36 686	120	72
746 BALL OR ROLLER BEARINGS	22	93	55	285 ALUMINIUM ORE,CONCTR.ETC	621	50	32
747 TAPS,COCKS,VALVES,ETC.	9	128	72	291 CRUDE ANIMAL MATERLS,NES	594	152	92
748 TRANSMISSIONS SHAFTS ETC	30	209	128	292 CRUDE VEG.MATERIALS, NES	333	291	172
749 NON-ELECT MACH.PARTS,ETC	95	425	257	334 PETROLEUM PRODUCTS	4 119	1 138	689
751 OFFICE MACHINES	29	98	59	335 RESIDUAL PETROL.PRODUCTS	1 111	144	85
752 AUTOMATC.DATA PROC.EQUIP	36	1 049	632	511 HYDROCARBONS,NES,DERIVTS	1 460	150	92
759 PARTS,FOR OFFICE MACHINS	9	156	91	512 ALCOHOL,PHENOL,ETC.DERIV	1 385	534	324
764 TELECOMM.EQUIP.PARTS NES	905	16 477	9 896	513 CARBOXYLIC ACIDS,DERIVTS	7 362	1 132	688
771 ELECT POWR MACHNY,PARTS	96	902	539	514 NITROGEN-FUNCT.COMPOUNDS	772	744	447
772 ELEC.SWITCH.RELAY.CIRCUIT	136	1 269	760	515 ORGANO-INORGANIC COMPNDS	448	2 000	1 205
773 ELECTR DISTRIBT.EQPT NES	4 811	9 388	5 645	516 OTHER ORGANIC CHEMICALS	1 190	739	443
774 ELECTRO-MEDCL,XRAY EQUIP	3	175	102	522 INORGANIC CHEM.ELEMENTS	1 723	613	371
775 DOM.ELEC,NON-ELEC.EQUIPT	205	343	205	523 METAL.SALTS,INORGAN.ACID	6 119	971	583
778 ELECTRIC.MACH,APPART,NES	503	1 623	973	531 SYNTH.COLOURS,LAKES,ETC.	2 134	6 962	4 209
781 PASS.MOTOR VEHCLS,EX.BUS	2 625	7 657	4 603	532 DYEING,TANNING MATERIALS	5 458	1 970	1 193
782 GOODS,SPCL TRANSPORT VEH	669	593	357	533 PIGMENTS, PAINTS, ETC.	3 640	2 633	1 589
783 ROAD MOTOR VEHICLES NES	278	263	162	541 MEDICINES,ETC,EXC.GRP542	519	2 820	1 694
784 PARTS,TRACTORS,MOTOR VEH	843	2 118	1 274	542 MEDICAMENTS	891	6 009	3 649
813 LIGHTNG FIXTURES ETC.NES	30	144	89	551 ESSNTL.OIL,PERFUME,FLAVR	42	146	89
821 FURNITURE,CUSHIONS,ETC.	45	56	33	553 PERFUMERY,COSMETICS,ETC.	628	2 252	1 364
831 TRUNK,SUIT-CASES,BAG,ETC	24	83	51	554 SOAP,CLEANERS,POLISH,ETC	8 478	2 472	1 497
841 MENS,BOYS CLOTHING,X-KNIT	5	127	78	562 FERTILIZER,EXCEPT GRP272	30 485	659	410
851 FOOTWEAR	129	335	199	572 POLYMERS OF STYRENE	2 448	118	72
872 MEDICAL INSTRUMENTS NES	95	711	436	573 POLYMERS,VINYL CHLORIDE	2 705	752	450
874 MEASURE,CONTROL INSTRMNT	99	1 807	1 082	574 POLYACETAL,POLYCARBONATE	998	294	174
881 PHOTOGRAPH APPAR,ETC.NES	20	212	127	575 OTH.PLASTIC,PRIMARY FORM	6 852	3 532	2 137
884 OPTICAL GOODS NES	2	291	175	581 PLASTIC TUBE,PIPE,HOSE	161	412	250
885 WATCHES AND CLOCKS	12	72	42	582 PLASTIC PLATE,SHEETS,ETC	803	731	444
892 PRINTED MATTER	308	476	287	591 INSECTICIDES, ETC.	2 192	3 648	2 106
893 ARTICLES,NES,OF PLASTICS	226	428	254	592 STARCHES,INULIN,ETC.	2 849	1 662	1 053
894 BABY CARRIAGE,TOYS,GAMES	73	187	112	597 PREPRD ADDITIVES,LIQUIDS	6 240	2 015	1 216
895 OFFICE,STATIONERY SUPPLS	181	1 638	983	598 MISC.CHEMICAL PROOTS,NES	9 387	4 742	2 864
897 GOLD,SILVERWARE,JEWEL NES	45	96	58	600 CPL IND PLANT CHAP 69-76	1 000	1 758	1 025
898 MUSICAL INSTRUMENTS,ETC.	151	188	112	613 FURSKINS,TANNED,DRESSED	6	261	158
899 MISC MANUFACTRD GOODS NES	75	466	278	621 MATERIALS OF RUBBER	32	88	52
961 COIN NGNGOLD NONCURRENT	75	78	46	625 RUBBER TYRES,TUBES,ETC.	224	186	110
URUGUAY				629 ARTICLES OF RUBBER, NES	424	1 134	687
IMPORTS	392 390	186 855	112 936	641 PAPER AND PAPERBOARD	1 891	631	386
001 LIVE ANIMALS	75	91	56	642 PAPER,PAPERBOARD,CUT ETC	441	394	202
011 BOVINE MEAT	43 885	43 697	26 389	651 TEXTILE YARN	384	656	387
012 OTHER MEAT, MEAT OFFAL	21 476	13 128	7 949	652 COTTON FABRICS, WOVEN	89	249	147
017 MEAT, OFFL, PRPD, PRSVD,NES	3 311	2 831	1 704	653 FABRICS,MAN-MADE FIBRES	39	190	114
034 FISH,FRESH,CHILLED,FRZD	25 633	7 866	4 760	655 KNIT.CROCHET.FABRIC NES	19	55	33
036 CRUSTACEANS,MOLLUSCS ETC	165	58	36	657 SPECIAL YARN,TXTL.FABRIC	292	930	562
054 VEGETABLES	409	64	38	658 TEXTILE ARTICLES NES	17	82	49
057 FRUIT,NUTS EXCL.OIL NUTS	110 324	14 236	8 661	662 CLAY,REFRCT.CONSTR.MATRL	1 493	224	135
059 FRUIT, VEGETABLE JUICES	5 366	1 276	776	663 MINERAL MANUFACTURES,NES	335	942	205
061 SUGARS,MOLASSES,HONEY	27 457	4 487	2 706	680 GLASS	680	127	76
081 ANIMAL FEED STUFF	5 273	458	287	681 GLASSWARE	82	102	62
211 HIDES,SKINS(EX.FURS),RAW	39	88	55	667 PEARLS,PRECIOUS STONES	1 134	178	107
222 OILSEED(SFT,FX VEG.OIL)	3 395	681	408	674 FLAT-ROLLED PLATED IRON	386	87	54
268 WOOL, OTHER ANIMAL HAIR	81 289	42 998	26 051	678 WIRE OF IRON OR STEEL	1 395	779	478
288 NON-FERROUS WASTE,SCRAP	113	941	555	679 TUBES,PIPES,ETC.IRON,STL	255	172	103
291 CRUDE ANIMAL MATERLS,NES	47 404	6 858	4 185	682 COPPER	122	137	79
292 CRUDE VEG.MATERIALS, NES	680	484	296	684 ALUMINIUM	35	54	31
541 MEDICINES,ETC,EXC.GRP542	9	65	39	691 METALLIC STRUCTURES NES	133	110	62
551 ESSNTL.OIL,PERFUME,FLAVR	475	118	71	694 NAILS,SCREWS,NUTS,ETC.	159	769	457
598 MISC.CHEMICAL PRODS,NES	6	58	34	695 TOOLS	16	142	86
611 LEATHER	2 417	8 511	5 084	696 CUTLERY	65	131	79
612 MANUFACT.LEATHER ETC.NES	22	92	57	697 HOUSEHOLD EQUIPMENT,NES	963	1 142	697
613 FURSKINS,TANNED,DRESSED	685	1 687	1 019	699 MANUFACTS.BASE METAL,NES	583	1 959	1 188
625 RUBBER TYRES,TUBES,ETC.	930	457	279	713 INTRNL COMBUS PSTN ENGIN	163	779	473
654 OTH.TEXTILE FABRIC,WOVEN	2 475	9 957	6 025	716 ROTATING ELECTRIC PLANT	8	57	35
657 SPECIAL YARN,TXTL.FABRIC	18	63	40	718 OTH.POWR,GENRTNG.MACHNRY	749	1 088	651
662 CLAY,REFRCT.CONSTR.MATRL	2 797	301	183	721 AGRIC.MACHINES,EX.TRACTR	1 807	1 653	1 006
663 MINERAL MANUFACTURES,NES	44	130	78	722 TRACTORS	347	552	332
666 POTTERY	94	220	132	723 CIVIL ENGINEERING EQUIPT	1 998	6 450	3 922
667 PEARLS,PRECIOUS STONES	.	.	.	724 TEXTILE,LEATHER MACHINES	104	397	236
713 INTRNL COMBUS PSTN ENGIN	66	188	111	725 PAPER,PULP MILL MACHINES	186	1 321	810
778 ELECTRIC.MACH,APPART,NES	2	93	58	726 PRINTNG,BOOKBINDNG MACHS	74	1 090	660
784 PARTS,TRACTORS,MOTOR VEH	256	163	100	727 FOOD-PROCESS.MCH.NON DOM	836	4 157	2 459
831 TRUNK,SUIT-CASES,BAG,ETC	12	213	127	731 METAL REMOVAL WORK TOOLS	62	147	88
841 MENS,BOYS CLOTHING,X-KNIT	129	828	496	735 PARTS,NES,FOR MACH-TOOLS	6	68	39
842 WOMEN,GIRL CLOTHING,XKNIT	188	924	542	737 METALWORKING MACHNRY NES	18	99	61
844 WOMEN,GIRLS CLOTHING,KNIT	5	49	31	741 HEATING,COOLNG EQUIP,PART	182	533	325
845 OTHR.TEXTILE APPAREL,NES	84	479	288	742 PUMPS FOR LIQUIDS,PARTS	212	4 315	2 651
846 CLOTHING ACCESSRS,FABRIC	27	120	72	743 PUMPS NES,CENTRIFUGS ETC	211	1 358	810
848 CLOTHING,NONTXTL,HEADGEAR	2 235	17 288	10 430	744 MECHANICAL HANDLING EQUIP	2 943	1 465	887
851 FOOTWEAR	573	1 967	1 179	745 OTH.NONELEC MCH,TOOL,NES	472	2 998	1 842
872 MEDICAL INSTRUMENTS NES	118	657	398	746 BALL OR ROLLER BEARINGS	43	139	81
896 WORKS OF ART,ANTIQUE ETC	39	217	129	747 TAPS,COCKS,VALVES,ETC.	271	2 597	1 595
897 GOLD,SILVERWARE,JEWEL NES	14	212	129	748 TRANSMISSIONS SHAFTS ETC	623	2 141	1 295
EXPORTS	229 917	169 707	102 499	749 NON-ELECT MACH.PARTS,ETC	201	2 533	1 509
022 MILK AND CREAM	520	81	48	751 OFFICE MACHINES	52	133	82
037 FISH ETC.PRPD,PRSVD,NES	311	406	243	752 AUTOMATC.DATA PROC.EQUIP	26	505	301
048 CEREAL PREPARATIONS	7 227	1 804	1 091	764 TELECOMM.EQUIP.PARTS NES	979	6 075	3 700
056 VEGETABLES,PRPD,PRSVD,NES	337	107	65	771 ELECT POWR MACHNY,PARTS	386	331	198
058 FRUIT,PRESERVED,PREPARED	201	106	64	772 ELEC.SWITCH.RELAY.CIRCUIT	832	4 842	2 944
				773 ELECTR DISTRIBT.EQPT NES	243	409	254
				774 ELECTRO-MEDCL,XRAY EQUIP	177	3 645	2 239
				775 DOM.ELEC,NON-ELEC.EQUIPT	734	1 360	816
				776 TRANSISTORS,VALVES,ETC.		114	68

7 IMPORTS AND EXPORTS (SPECIAL TRADE) BY COUNTRIES OF PRODUCTION AND CONSUMPTION AND BY GROUPS OF THE SITC-REV. III 1993

GROUP DESCRIPTION	DT = 100 KG	1 000 DM	1 000 \$	GROUP DESCRIPTION	DT = 100 KG	1 000 DM	1 000 \$
778 ELECTRIC.MACH.APPART.NES	389	1 326		787 728 OTH.MACH,PTS,SPCL INDUST	28	153	93
781 PASS.MOTOR VEHCLS.EX.BUS	6 719	24 495	14 787	731 METAL REMOVAL WORK TOOLS	82	150	93
784 PARTS,TRACTORS,MOTOR VEH	1 084	2 324	1 400	742 PUMPS FOR LIQUIDS,PARTS	5	114	67
786 TRAILERS,SEMI-TRAILR,ETC	394	56	33	743 PUMPS NES,CENTRIFUGS ETC	65	170	100
791 RAILWAY VEHICLES.EQUIPNT	162	577	338	745 OTH.NONELEC MCH,TOOL,NES	46	79	49
813 LIGHTING FIXTURES ETC.NES	17	110	65	747 TAPS,COCKS,VALVES,ETC.	12	129	78
821 FURNITURE,CUSHIONS,ETC.	302	253	149	748 TRANSMISSIONS SHAFTS ETC	582	766	458
841 MENS,BOYS CLOTHING,X-KNIT	36	98	61	752 AUTOMATC.DATA PROC.EQUIP	35	462	275
842 WOMEN,GIRL CLOTHING,XKNIT	22	172	104	759 PARTS,FOR OFFICE MACHINS	9	722	430
845 OTHR.TEXTILE APPAREL,NES	9	84	47	764 TELECOMM.EQUIP,PARTS NES	108	821	502
846 CLOTHING ACCESSRS,FABRIC	8	57	35	771 ELECT POWER MACHNY,PARTS	26	118	69
848 CLOTHING,NONXTL;HEADGEAR	88	598	368	772 ELEC.SWITCH.RELAY.CIRCUIT	6	73	43
851 FOOTWEAR	104	140	85	778 ELECTRIC.MACH.APPART.NES	27	829	495
871 OPTICAL INSTRUMENTS,NES	1	93	58	781 PASS.MOTOR VEHCLS.EX.BUS	136	201	120
872 MEDICAL INSTRUMENTS NES	141	1 829	1 095	784 PARTS,TRACTORS,MOTOR VEH	8 817	20 712	12 721
873 METERS,COUNTERS,NES	4	136	85	785 CYCLES,MOTORCYCLES ETC.	46	63	38
874 MEASURE,CONTROL INSTRMNT	159	1 887	1 123	792 AIRCRAFT,ASSOCTD.EQUIPNT	4	186	112
881 PHOTOGRAPH APPAR.ETC.NES	44	567	333	821 FURNITURE,CUSHIONS,ETC.	925	4 023	2 440
882 PHOTO.CINEMATOGRAPH.SUPPL	138	270	164	831 TRUNK,SUIT-CASES,BAG,ETC	311	2 362	1 423
884 OPTICAL GOODS NES	1	319	191	845 OTHR.TEXTILE APPAREL,NES	14	237	145
892 PRINTED MATTER	455	613	362	848 CLOTHING,NONXTL;HEADGEAR	608	5 418	3 267
893 ARTICLES,NES,OF PLASTICS	624	682	414	851 FOOTWEAR	138	740	437
894 BABY CARRIAGE,TOYS,GAMES	40	176	104	874 MEASURE,CONTROL INSTRMNT	23	486	293
895 OFFICE,STATIONERY SUPPLS	356	1 113	671	881 PHOTOGRAPH APPAR.ETC.NES	6	110	66
897 GOLD,SILVERWARE,JEWEL NES	3	373	222	885 WATCHES AND CLOCKS	428	739	449
898 MUSICAL INSTRUMENTS,ETC.	109	722	437	891 ARMS AND AMMUNITION	61	66	39
899 MISC MANUFCTRD GOODS NES	105	646	388	892 PRINTED MATTER	47	181	104
				893 ARTICLES,NES,OF PLASTICS	50	78	42
ARGENTINA				894 BABY CARRIAGE,TOYS,GAMES	461	546	324
IMPORTS	20 051 089	1 585 269	956 497	896 WORKS OF ART,ANTIQUE ETC	9	270	161
001 LIVE ANIMALS	606	628	384	897 GOLD,SILVERWARE,JEWEL NES	15	78	49
011 BOVINE MEAT	285 761	402 586	243 233	899 MISC MANUFCTRD GOODS NES		127	76
012 OTHER MEAT, MEAT OFFAL	42 398	34 271	20 542	EXPORTS	1 784 671	1 557 447	938 789
016 MEAT,ED.OFFL,DRY,SLT,SMK	100	53	32	001 LIVE ANIMALS	58	322	194
017 MEAT,OFFL,PRPD,PRSD,NES	84 543	51 352	31 101	017 MEAT,OFFL,PRPD,PRSD,NES	298	325	197
034 FISH,FRESH,CHILLED,FROZN	154 143	41 884	25 379	022 MILK AND CREAM	1 240	425	261
037 FISH ETC.PRPD,PRSD,NES	27	99	58	024 CHEESE AND CURD	894	485	293
044 MAIZE UNMILLED	1 146 283	31 220	18 825	037 FISH ETC.PRPD,PRSD,NES	797	557	334
045 OTHER CEREALS, UNMILLED	90 802	2 939	1 785	048 CEREAL PREPARATIONS	9 952	3 736	2 258
054 VEGETABLES	147 970	11 557	7 042	056 VEGETABLES,PRPD,PRSD,NES	594	252	154
056 VEGETABLES,PRPD,PRSD,NES	77	255	155	058 FRUIT,PRESERVED,PREPARED	1 183	542	327
057 FRUIT,NUTS EXCL.OIL NUTS	554 504	71 321	43 398	061 SUGARS,MOLASSES,HONEY	1 345	218	130
058 FRUIT,PRESERVED,PREPARED	11 572	2 987	1 777	062 SUGAR CONFECTIONERY	2 999	1 892	1 155
059 FRUIT, VEGETABLE JUICES	76 226	17 944	10 864	071 COFFEE,COFFEE SUBSTITUTE	83	213	127
061 SUGARS,MOLASSES,HONEY	171 821	27 161	16 437	073 CHOCOLATE,OTH.COCOA PREP	11 446	6 692	4 063
071 COFFEE,COFFEE SUBSTITUTE	1 880	564	332	075 SPICES	128	181	103
074 TEA AND MATE	21 368	8 981	5 412	081 ANIMAL FEED STUFF	1 731	1 663	1 011
081 ANIMAL FEED STUFF	11 101 556	360 216	217 085	091 MARGARINE AND SHORTENING	161	50	31
098 EDIBLE PROD.PREPRPTS,NES	610	166	101	098 EDIBLE PROD.PREPRPTS,NES	3 678	2 139	1 279
112 ALCOHOLIC BEVERAGES	5 477	1 560	941	111 NON-ALCOHOL.BEVERAGE,NES	863	137	84
121 TOBACCO, UNMANUFACTURED	49 630	33 021	19 962	112 ALCOHOLIC BEVERAGES	16 244	3 199	1 929
211 HIDES,SKINS(EX.FURS),RAW	294	65	40	122 TOBACCO, MANUFACTURED	143	241	146
222 OILSEED(SFT.FIX VEG.OIL)	4 435 630	213 646	127 687	211 HIDES,SKINS(EX.FURS),RAW	8	82	51
223 OILSEED(OTH.FIX.VEG.OIL)	2 468	275	164	212 FURSKINS, RAW	41	974	583
232 SYNTHETIC RUBBER, ETC.	417	74	46	222 OILSEED(SFT.FIX VEG.OIL)	355	97	57
245 FUEL WOOD, WOOD CHARCOAL	50 451	3 310	2 021	232 SYNTHETIC RUBBER, ETC.	13 466	3 999	2 407
251 PULP AND WASTE PAPER	11 512	664	396	251 PULP AND WASTE PAPER	3 853	786	475
263 COTTON	932	165	99	266 SYNTHETIC FIBRES	7 939	2 924	1 780
268 WOOL, OTHER ANIMAL HAIR	88 122	43 297	26 245	267 OTHER MAN-MADE FIBRES	2 007	534	323
273 STONE, SAND AND GRAVEL	1 309	105	64	268 WOOL, OTHER ANIMAL HAIR	68	66	41
282 FERROUS WASTE AND SCRAP	1 007	127	76	274 SULPHUR,UNRSTD.IRON PYRS	347	65	38
288 NON-FERROUS WASTE,SCRAP		233	142	278 OTHER CRUDE MINERALS	63 601	2 029	1 232
291 CRUDE ANIMAL MATERLS,NES	60 361	5 824	3 529	285 ALUMINIUM ORE,CONCTR.ETC	2 044	281	170
292 CRUDE VEG.MATERIALS, NES	14 798	6 616	4 023	292 CRUDE VEG.MATERIALS, NES	6 796	4 338	2 618
334 PETROLEUM PRODUCTS	232 019	7 219	4 458	334 PETROLEUM PRODUCTS	20 006	1 740	1 067
335 RESIDUAL PETROL.PRODUCTS	597 308	6 436	3 960	335 RESIDUAL PETROL.PRODUCTS	122 305	4 639	2 778
411 ANIMAL OILS AND FATS	711	77	48	411 ANIMAL OILS AND FATS	141	164	97
421 FIXED VEG.FAT,OILS, SOFT	355 848	31 597	18 929	422 FIXED VEG.FAT,OILS,OTHER	65	61	37
422 FIXED VEG.FAT,OILS,OTHER	4 904	1 463	895	431 ANIMAL,VEG.FATS,OILS,NES	1 524	666	400
511 HYDROCARBONS,NES,DERIVTS	22 197	1 320	779	511 HYDROCARBONS,NES,DERIVTS	18 246	2 279	1 368
512 ALCOHOL,PHENOL,ETC.DERIV	2 740	248	150	512 ALCOHOL,PHENOL,ETC.DERIV	34 646	9 041	5 466
513 CARBOXYLIC ACIDS,DERIVTS	2 981	833	501	513 CARBOXYLIC ACIDS,DERIVTS	39 607	9 204	5 558
514 NITROGEN-FUNCT.COMPOUNDS	26 811	7 107	4 301	514 NITROGEN-FUNCT.COMPOUNDS	17 212	22 223	13 443
515 ORGANO-INORGANIC COMPNDS	37	591	358	515 ORGANO-INORGANIC COMPNDS	13 204	32 055	19 415
516 OTHER ORGANIC CHEMICALS	874	2 833	1 712	516 OTHER ORGANIC CHEMICALS	10 412	10 058	6 087
522 INORGANIC CHEM.ELEMENTS	11 066	920	555	522 INORGANIC CHEM.ELEMENTS	23 532	5 592	3 386
524 OTHER CHEMICAL COMPOUNDS	6 003	766	459	523 METAL SALTS,INORGAN.ACID	87 539	10 832	6 514
531 SYNTH.COLOURS,LAKES,ETC.	1 322	2 000	1 222	524 OTHER CHEMICAL COMPOUNDS	245	418	253
532 DYEING,TANNING MATERIALS	7 026	1 307	790	525 RADIO-ACTIVE MATERIALS		220	133
541 MEDICINES,ETC.EXC.GRPS42	173	1 288	772	531 SYNTH.COLOURS,LAKES,ETC.	5 798	16 123	9 759
551 ESSENTL.OIL,PERFUME,FLAVR	915	1 281	768	532 DYEING,TANNING MATERIALS	269	169	101
593 EXPLOSIVES,PYROTECHNICS	38	66	39	533 PIGMENTS, PAINTS, ETC.	44 173	20 110	12 146
598 MISC.CHEMICAL PROOTS,NES	2 963	543	329	541 MEDICINES,ETC.EXC.GRPS42	4 332	46 644	28 199
611 LEATHER	10 976	23 983	14 519	542 MEDICAMENTS	4 265	21 817	13 219
612 MANUFACT.LEATHER ETC.NES	247	1 257	764	551 ESSENTL.OIL,PERFUME,FLAVR	517	1 871	1 125
613 FURSKINS,TANNED,DRESSED	813	4 688	2 843	553 PERFUMERY,COSMETICS,ETC.	2 362	3 967	2 380
625 RUBBER TYRES,TUBES,ETC.	127	99	59	554 SOAP,CLEANERS,POLISH,ETC	29 943	9 532	5 741
629 ARTICLES OF RUBBER, NES	27	87	52	562 FERTILIZER,EXCEPT GRP272	269 397	5 022	3 048
634 VENEERS, PLYWOOD, ETC.	17 224	823	502	571 POLYMERS OF ETHYLENE	16 318	2 586	1 570
651 TEXTILE YARN	7 478	4 105	2 499	572 POLYMERS OF STYRENE	12 327	2 559	1 548
657 SPECIAL YARN,TXTL.FABRIC	40	76	45	573 POLYMERS,VINYL CHLORIDE	18 477	4 039	2 437
661 LIME,CEMENT,CONSTR.MATRL	5 508	264	159	574 POLYACETAL,POLYCARBONATE	13 377	6 880	4 176
662 CLAY,REFRCT.CONSTR.MATRL	30 582	2 622	1 590	575 OTH.PLASTIC,PRIMARY FORM	49 724	27 469	16 583
667 PEARLS,PRECIOUS STONES				581 PLASTIC TUBE,PIPE,HOSE	1 994	4 185	2 525
671 PIG IRON,SPIEGELEISN,ETC	4 140	681	401	582 PLASTIC PLATE,SHEETS,ETC	11 219	11 895	7 153
673 FLAT-ROLLED IRON ETC.	29 787	1 894	1 147	583 MONOFILAMENT OF PLASTICS	370	333	199
679 TUBES,PIPES,ETC.IRON,STL	2 834	306	187	591 INSECTICIDES, ETC.	15 531	19 550	11 829
684 ALUMINIUM	27 193	6 072	3 650	592 STARCHES,INULIN,ETC.	16 454	5 138	3 090
694 NAILS,SCREWS,NUTS,ETC.	37	50	30	593 EXPLOSIVES,PYROTECHNICS	96	197	120
695 TOOLS	424	1 551	933	597 PREPRO ADDITIVES,LIQUIDS	14 450	5 827	3 512
696 CUTLERY	2 898	29 207	17 681	598 MISC.CHEMICAL PROOTS,NES	48 467	22 506	13 607
699 MANUFACTS.BASE METAL,NES	556	81	48	600 CPL IND PLANT CHAP 69-76	17 697	28 091	16 987
712 STEAM TURBINES	944	13 023	7 878	611 LEATHER	572	200	121
713 INTRNL COMBUS PSTN ENGIN	1 009	1 326	793	612 MANUFACT.LEATHER ETC.NES	16	106	65
718 OTH.POWR.GENRTNG.MACHNRY	15	157	92	613 FURSKINS,TANNED,DRESSED	4	95	58
724 TEXTILE,LEATHER MACHINES	179	183	108	621 MATERIALS OF RUBBER	1 019	1 151	686

7 IMPORTS AND EXPORTS (SPECIAL TRADE) BY COUNTRIES OF PRODUCTION AND CONSUMPTION AND BY GROUPS OF THE SITC-REV. III 1993

GROUP DESCRIPTION	DT = 100 KG	1 000 DM	1 000 \$	GROUP DESCRIPTION	DT = 100 KG	1 000 DM	1 000 \$
625 RUBBER TYRES, TUBES, ETC.	1 250	877	525	893 ARTICLES, NES, OF PLASTICS	5 629	6 861	4 131
629 ARTICLES OF RUBBER, NES	2 161	4 473	2 684	894 BABY CARRIAGE, TOYS, GAMES	866	1 819	1 094
633 CORK MANUFACTURES	54	408	252	895 OFFICE, STATIONERY SUPPLS	2 168	8 694	5 248
635 WOOD MANUFACTURES, NES	1 020	533	321	896 WORKS OF ART, ANTIQUE ETC	4	432	266
641 PAPER AND PAPERBOARD	76 266	10 618	6 376	897 GOLD, SILVERWARE, JEWEL NES		483	291
642 PAPER, PAPERBOARD, CUT ETC	4 857	3 394	2 050	898 MUSICAL INSTRUMENTS, ETC.	3 424	8 318	5 046
651 TEXTILE YARN	1 373	4 118	2 476	899 MISC MANUFACTURED GOODS NES	671	8 674	5 228
652 COTTON FABRICS, WOVEN	151	288	171	941 COMPL IND PLANT CHAPT 99	571	703	428
653 FABRICS, MAN-MADE FIBRES	170	755	460				
654 OTH. TEXTILE FABRIC, WOVEN	62	162	98	FALKLAND IS			
655 KNIT, CROCHET, FABRIC NES	193	665	401	IMPORTS		6	4
656 TULLE, LACE, EMBROIDRY, ETC	49	312	191				
657 SPECIAL YARN, TXTL. FABRIC	5 619	8 493	5 114	EXPORTS	233	401	243
658 TEXTILE ARTICLES NES	1 563	1 923	1 163				
659 FLOOR COVERINGS, ETC.	431	580	349	764 TELECOMM. EQUIP. PARTS NES		62	36
661 LIME, CEMENT, CONSTR. MATRL	76 450	855	500	872 MEDICAL INSTRUMENTS NES	1	122	75
662 CLAY, REFRCT. CONSTR. MATRL	16 754	5 434	3 282				
663 MINERAL MANUFACTURES, NES	5 281	6 831	4 107	CYPRUS			
664 GLASS	2 867	1 884	1 132	IMPORTS	1 186 941	200 433	120 787
665 GLASSWARE	3 354	2 149	1 298				
666 POTTERY	151	354	209	024 CHEESE AND CURD	238	183	112
671 PIG IRON, SPIEGELEISN, ETC	2 690	619	372	054 VEGETABLES	488 091	37 521	22 619
673 FLAT-ROLLED IRON ETC.	28 434	2 195	1 330	057 FRUIT, NUTS EXCL. OIL NUTS	194 368	14 066	8 512
674 FLAT-ROLLED PLATED IRON	44 565	4 098	2 443	058 FRUIT, PRESERVED, PREPARED	3 813	626	383
675 FLAT-ROLLED, ALLOY STEEL	45 950	11 532	6 959	059 FRUIT, VEGETABLE JUICES	4 109	1 014	607
676 IRON, STL. BAR, SHAPES ETC.	5 600	711	430	073 CHOCOLATE, OTH. COCOA PREP	69	53	32
678 WIRE OF IRON OR STEEL	498	411	249	112 ALCOHOLIC BEVERAGES	185 041	9 017	5 456
679 TUBES, PIPES, ETC. IRON, STL	3 907	1 392	840	278 OTHER CRUDE MINERALS	132 254	1 445	872
681 SILVER, PLATINUM, ETC.	10	158	95	283 COPPER ORES, CONCENTRATES	4 200	328	198
682 COPPER	4 331	2 443	1 459	288 NON-FERROUS WASTE, SCRAP	274	58	35
683 NICKEL	128	507	310	292 CRUDE VEG. MATERIALS, NES	150	138	83
684 ALUMINIUM	2 476	2 372	1 424	512 ALCOHOL, PHENOL, ETC. DERIV	7 915	557	340
689 MISC. NON-FERR. BASE METAL	7	86	54	513 CARBOXYLIC ACIDS, DERIVTS	16 342	1 665	1 016
691 METALLIC STRUCTURES NES	2 717	3 492	2 104	515 ORGANO-INORGANIC COMPNDS	4	70	42
692 CONTAINERS, STORAGE, TRNSP	1 916	829	503	522 INORGANIC CHEM. ELEMENTS	153	137	82
693 WIRE PRODUCTS EXCL. ELECT	366	578	350	542 MEDICAMENTS	37	203	123
694 NAILS, SCREWS, NUTS, ETC.	2 499	4 107	2 470	551 ESSNTL. OIL, PERFUME, FLAVR	1 434	474	282
695 TOOLS	1 450	8 995	5 415	571 POLYMERS OF ETHYLENE	27 843	3 615	2 207
696 CUTLERY	467	3 058	1 844	582 PLASTIC PLATE, SHEETS, ETC	667	377	225
697 HOUSEHOLD EQUIPMENT, NES	468	819	502	598 MISC. CHEMICAL PRODS. NES	1 902	253	154
699 MANUFACT. BASE METAL, NES	3 780	5 616	3 374	611 LEATHER	68	280	171
700 CPL IND PLANT (84/85/87)	44 952	88 342	53 222	641 PAPER AND PAPERBOARD	731	1 322	792
712 STEAM TURBINES	404	7 629	4 553	642 PAPER, PAPERBOARD, CUT ETC	509	424	259
713 INTRNL COMBUS PSTN ENGIN	4 149	13 363	8 047	658 TEXTILE ARTICLES NES	5 440	8 640	5 206
714 ENGINES, MOTORS NON-ELECT	1 48	3 715	2 222	667 PEARLS, PRECIOUS STONES			
716 ROTATING ELECTRIC PLANT	1 265	3 926	2 352	682 COPPER	122	76	47
718 OTH. POWR. GENRNG. MACHNRY	409	2 667	1 627	684 ALUMINIUM	2 515	432	259
721 AGRIC. MACHINES, EX. TRACTR	2 193	3 001	1 807	694 NAILS, SCREWS, NUTS, ETC.	214	63	39
723 CIVIL ENGINEERING EQUIPT	2 988	5 440	3 275	713 INTRNL COMBUS PSTN ENGIN	203	110	68
724 TEXTILE, LEATHER MACHINES	13 488	65 142	39 354	714 ENGINES, MOTORS NON-ELECT	261	33 645	19 917
725 PAPER, PULP MILL MACHINES	1 049	3 333	2 007	726 PRINTING, BOOKBINDING MACHS	250	226	132
726 PRINTING, BOOKBINDING MACHS	13 312	40 413	24 197	727 FOOD-PROCESS. MCH. NON DOM	15	94	56
727 FOOD-PROCESS. MCH. NON DOM	2 787	11 670	7 037	743 PUMPS NES, CENTRIFUGS ETC	1 443	1 583	959
728 OTH. MACH. PTS, SPCL INDUST	18 151	59 531	35 660	744 MECHANICAL HANDLING EQUIP	175	86	50
731 METAL REMOVAL WORK TOOLS	2 404	8 962	5 385	745 OTH. NONELEC MCH. TOOL, NES	477	2 889	1 704
733 MACH-TOOLS, METAL-WORKING	851	1 480	878	747 TAPS, COCKS, VALVES, ETC.	1	706	431
735 PARTS, NES, FOR MACH-TOOLS	727	4 094	2 460	752 AUTOMATC. DATA PROC. EQUIP	4	212	127
737 METALWORKING MACHNRY NES	1 105	2 278	1 389	764 TELECOMM. EQUIP. PARTS NES	1	80	50
741 HEATING, COOLING EQUIP, PART	2 593	12 590	7 543	786 TRAILERS, SEMI-TRAILR, ETC	300	53	33
742 PUMPS FOR LIQUIDS, PARTS	1 299	8 105	4 887	787 AIRCRAFT, ASSOC'D. EQUIPNT	81 939	5 477	3 239
743 PUMPS NES, CENTRIFUGS ETC	2 417	17 531	10 508	793 SHIP, BOAT, FLOAT, STRUCTRS	241	112	68
744 MECHANICAL HANDLING EQUIP	8 840	13 109	7 888	821 FURNITURE, CUSHIONS, ETC.	148	248	153
745 OTH. NONELEC MCH. TOOL, NES	6 399	42 400	25 526	831 TRUNK, SUIT-CASES, BAG, ETC	2 703	8 499	5 152
746 BALL OR ROLLER BEARINGS	5 025	13 092	7 876	841 MENS, BOYS CLOTHING, X-KNIT	775	5 357	3 224
747 TAPS, COCKS, VALVES, ETC.	1 750	7 936	4 783	843 MENS, BOYS CLOTHING, KNIT	32	216	132
748 TRANSMISSIONS SHAFTS ETC	2 663	7 664	4 629	844 WOMEN, GIRLS CLOTHING, KNIT	628	2 269	1 361
749 NON-ELECT MACH. PARTS, ETC	1 748	11 232	6 722	845 OTH. TEXTILE APPAREL, NES	2 642	9 967	5 965
751 OFFICE MACHINES	575	3 013	1 827	848 CLOTHNG, NONTXTL; HEADGEAR	23	478	281
752 AUTOMATC. DATA PROC. EQUIP	772	11 996	7 230	872 MEDICAL INSTRUMENTS NES	1	589	358
759 PARTS, FOR OFFICE MACHINS	103	2 655	1 601	874 MEASURE, CONTROL INSTRMNT	48	4 731	2 840
763 SOUND RECORDER, PHONOGRPH	14	171	103	882 PHOTO. CINEMATOGRPH. SUPPL	176	2 147	1 275
764 TELECOMM. EQUIP. PARTS NES	5 022	92 004	55 884	896 WORKS OF ART, ANTIQUE ETC	373	178	104
771 ELECT POWER MACHNRY, PARTS	575	3 816	2 296			69	42
772 ELECT. SWITCH, RELAY, CIRCUIT	4 926	39 874	24 050	EXPORTS	1 926 655	854 869	516 872
773 ELECTR DISTRIBUT. EQPT NES	1 152	3 399	2 044	022 MILK AND CREAM	2 492	475	289
774 ELECTRO-MEDCL. XRAY EQUIP	380	7 850	4 756	023 BUTTER, OTHER FAT OF MILK	810	262	157
775 DOM. ELEC. NON-ELEC. EQUIPT	3 788	8 429	5 094	024 CHEESE AND CURD	8 818	4 146	2 499
776 TRANSISTORS, VALVES, ETC.	603	14 485	8 905	034 FISH, FRESH, CHILLED, FROZN	433	188	114
778 ELECTRIC MACH. APPART. NES	14 688	68 467	41 042	037 FISH ETC. PREPD, PRSVD. NES	126	105	64
781 PASS. MOTOR VEHCLS. EX. BUS	17 761	61 344	36 887	042 RICE	300	49	30
782 GOODS, SPCL TRANSPORT VEH	7 517	12 082	7 078	048 CEREAL PREPARATIONS	9 740	6 441	3 896
784 PARTS, TRACTORS, MOTOR VEH	22 438	42 012	25 250	054 VEGETABLES	3 225	373	229
785 CYCLES, MOTORCYCLES ETC.	22	83	51	056 VEGETABLES, PRPD, PRSVD, NES	415	132	77
786 TRAILERS, SEMI-TRAILR, ETC	1 966	1 092	658	057 FRUIT, NUTS EXCL. OIL NUTS	231	138	86
791 RAILWAY VEHICLES, EQUIPNT	78	879	544	058 FRUIT, PRESERVED, PREPARED	507	230	134
792 AIRCRAFT, ASSOC'D. EQUIPNT	3	848	523	061 SUGARS, MOLASSES, HONEY	132 190	5 975	3 597
793 SHIP, BOAT, FLOAT, STRUCTRS	20	60	35	062 SUGAR CONFECTIONERY	891	528	322
800 CPL IND PLANT CHAP 90/94	347	18 787	11 164	071 COFFEE, COFFEE SUBSTITUTE	1 092	968	586
812 PLUMBING, SANITRY, EQPT. ETC	13	132	77	072 COCOA	500	95	57
813 LIGHTING FIXTURES ETC. NES	1 043	2 223	1 338	073 CHOCOLATE, OTH. COCOA PREP	769	525	313
821 FURNITURE, CUSHIONS, ETC.	6 501	4 321	2 604	081 ANIMAL FEED STUFF	11 450	1 460	888
831 TRUNK, SUIT-CASES, BAG, ETC	186	408	239	091 MARGARINE AND SHORTENING	1 045	141	86
841 MENS, BOYS CLOTHING, X-KNIT	48	885	518	098 EDIBLE PROD. PREPRTNS, NES	5 695	5 873	3 574
842 WOMEN, GIRL CLOTHING, X-KNIT	83	1 197	710	111 NON-ALCOHOL. BEVERAGE, NES	3 310	383	226
845 OTH. TEXTILE APPAREL, NES	46	402	236	112 ALCOHOLIC BEVERAGES	2 493	697	421
846 CLOTHING ACCESSORS, FABRIC	39	116	66	122 TOBACCO, MANUFACTURED	4 506	7 713	4 621
848 CLOTHING, NONTXTL; HEADGEAR	94	4 052	2 456	232 SYNTHETIC RUBBER, ETC.	1 351	292	176
851 FOOTWEAR	195	927	547	248 WOOD, SIMPLY WORKED	687	117	72
871 OPTICAL INSTRUMENTS, NES	47	2 102	1 257	266 SYNTHETIC FIBRES	759	193	114
872 MEDICAL INSTRUMENTS NES	2 333	15 724	9 456	267 OTHER MAN-MADE FIBRES	448	266	158
873 METERS, COUNTERS, NES	62	1 636	998	269 WORN CLOTHING, TEXTL. ARTL	1 721	188	114
874 MEASURE, CONTROL INSTRMNT	1 304	47 155	28 446	278 OTHER CRUDE MINERALS	31 834	199	123
881 PHOTOGRAPH APPAR. ETC. NES	629	6 739	4 091				
882 PHOTO. CINEMATOGRPH. SUPPL	20 757	33 276	20 119				
884 OPTICAL GOODS NES	41	1 622	971				
885 WATCHES AND CLOCKS	156	2 019	1 227				
891 ARMS AND AMMUNITION	315	2 248	1 371				
892 PRINTED MATTER	6 355	9 094	5 505				

7 IMPORTS AND EXPORTS (SPECIAL TRADE) BY COUNTRIES OF PRODUCTION AND CONSUMPTION AND BY GROUPS OF THE SITC-REV. III 1993

GROUP DESCRIPTION	DT = 100 KG	1 000 DM	1 000 \$	GROUP DESCRIPTION	DT = 100 KG	1 000 DM	1 000 \$
292 CRUDE VEG.MATERIALS, NES	88	95	58	774 ELECTRO-MEDCL,XRAY EQUIP	6	204	123
322 BRIQUETTES,LIGNITE,PEAT	39 698	786	477	775 DOM.ELEC,NON-ELEC.EQUIPT	5 666	8 966	5 412
334 PETROLEUM PRODUCTS	2 852	499	300	776 TRANSISTORS,VALVES,ETC.	3	115	67
335 RESIDUAL PETROL. PRODUCTS	6 667	634	380	778 ELECTRIC.MACH.APPART.NES	2 394	4 294	2 568
431 ANIMAL,VEG.FATS,OILS,NES	6 590	1 110	669	781 PASS.MOTOR VEHCLS.EX.BUS	15 749	37 973	23 013
511 HYDROCARBONS,NES,DERIVTS	687	94	55	782 GOODS,SPCL TRANSPORT VEH	1 756	1 745	1 040
512 ALCOHOL,PHENOL,ETC.DERIV	813	165	97	784 PARTS,TRACTORS,MOTOR VEH	5 231	11 005	6 637
513 CARBOXYLIC ACIDS,DERIVTS	1 478	430	259	786 TRAILERS,SEMI-TRAILR,ETC	575	386	233
514 NITROGEN-FUNCT.COMPOUNDS	2 185	781	471	792 AIRCRAFT,ASOCTD.EQUIPNT	35	6 434	3 891
515 ORGANO-INORGANIC COMPNDS	104	218	133	793 SHIP,BOAT,FLOAT.STRUCTRS	1 329 224	467 485	283 042
516 OTHER ORGANIC CHEMICALS	185	219	134	800 CPL IND PLANT CHAP 90/94	7	207	122
522 INORGANIC CHEM.ELEMENTS	2 512	374	222	812 PLUMBNG,SANITRY,EQPT.ETC	1 973	1 278	774
523 METAL,SALTS,INORGAN.ACID	26 299	1 966	1 198	813 LIGHTNG FIXTURES ETC.NES	568	1 290	782
531 SYNTH.COLOURS,LAKES,ETC.	262	601	369	821 FURNITURE,CUSHIONS,ETC.	2 328	2 623	1 575
533 PIGMENTS,PAINTS,ETC.	5 600	2 747	1 653	831 TRUNK,SUIT-CASES,BAG,ETC	50	125	75
541 MEDICINES,ETC.EXC.GRP542	381	1 815	1 087	841 MENS,BOYS CLOTHING,X-KNIT	86	971	594
542 MEDICAMENTS	2 403	7 215	4 356	842 WOMEN,GIRL CLOTHING,XKNIT	51	1 079	624
551 ESSNTL.OIL,PERFUME,FLAVR	489	1 817	1 093	843 MENS,BOYS CLOTHING,KNIT	7	50	30
553 PERFUMERY,COSMETICS,ETC.	1 497	3 934	2 369	844 WOMEN,GIRLS CLOTHING.KNIT	8	84	46
554 SOAP,CLEANERS,POLISH,ETC	13 959	3 983	2 407	845 OTHR.TEXTILE APPAREL,NES	49	533	304
562 FERTILIZER,EXCEPT GRP272	1 927	88	49	846 CLOTHING ACCESSRS,FABRIC	76	362	216
571 POLYMERS OF ETHYLENE	6 477	647	395	848 CLOTHING,NONXTL;HEADGEAR	42	167	99
572 POLYMERS OF STYRENE	1 123	406	244	851 FOOTWEAR	205	800	474
573 POLYMERS,VINYL CHLORIDE	1 102	150	89	871 OPTICAL INSTRUMENTS,NES		91	54
574 POLYACETAL,POLYCARBONATE	1 586	795	477	872 MEDICAL INSTRUMENTS NES	215	2 300	1 398
575 OTH.PLASTIC,PRIMARY FORM	9 144	3 228	1 954	873 METERS,COUNTERS,NES	7	94	57
581 PLASTIC TUBE,PIPE,HOSE	1 316	1 189	710	874 MEASURE,CONTROL INSTRMNT	218	9 155	5 493
582 PLASTIC PLATE,SHEETS,ETC	2 934	2 255	1 368	881 PHOTOGRAPH APPAR.ETC.NES	28	243	147
583 MONOFILAMENT OF PLASTICS	248	172	102	882 PHOTO.CINEMATOGRPH.SUPPL	1 344	2 039	1 234
591 INSECTICIDES,ETC.	986	962	578	884 OPTICAL GOODS NES	4	772	466
592 STARCHES,INULIN,ETC.	6 390	1 228	739	885 WATCHES AND CLOCKS	36	930	571
597 PREPRO ADDITIVES,LIQUIDS	1 039	433	259	891 ARMS AND AMMUNITION	77	333	195
598 MISC.CHEMICAL PRDCTS,NES	6 592	3 038	1 827	892 PRINTED MATTER	972	1 479	894
621 MATERIALS OF RUBBER	189	282	167	893 ARTICLES,NES,OF PLASTICS	3 384	3 848	2 311
625 RUBBER TYRES,TUBES,ETC.	1 673	1 370	830	894 BABY CARRIAGE,TOYS,GAMES	443	907	545
629 ARTICLES OF RUBBER, NES	792	1 278	773	895 OFFICE,STATIONERY SUPPLS	615	1 869	1 133
634 VENEERS,PLYWOOD,ETC.	1 550	641	390	897 GOLD,SILVERWARE,JEWL NES		163	98
635 WOOD MANUFACTURES, NES	317	243	147	898 MUSICAL INSTRUMENTS,ETC.	87	532	322
641 PAPER AND PAPERBOARD	25 549	5 840	3 531	899 MISC MANUFCTRD GOODS NES	604	1 267	762
642 PAPER,PAPERBOARD,CUT ETC	20 430	6 939	4 188	971 GOLD,NONMONTY EXCL ORES	7	14 588	8 782
651 TEXTILE YARN	516	1 203	730				
652 COTTON FABRICS,WOVEN	1 549	3 434	2 081	LEBANON			
653 FABRICS,MAN-MADE FIBRES	1 227	4 648	2 804				
654 OTH.TEXTILE FABRIC,WOVEN	184	760	456	IMPORTS	21 630	17 143	10 325
655 KNIT,CROCHET,FABRIC NES	342	856	518				
656 TULLE,LACE,EMBROIDRY,ETC	22	189	114	048 CEREAL PREPARATIONS	235	64	36
657 SPECIAL YARN,TXTL.FABRIC	2 040	1 815	1 102	054 VEGETABLES	2 194	273	160
658 TEXTILE ARTICLES NES	178	465	270	056 VEGETABLES,PRPD,PRSD,NES	4 865	638	386
659 FLOOR COVERINGS,ETC.	223	351	210	057 FRUIT,NUTS EXCL.OIL NUTS	434	116	68
662 CLAY,REFRCT.CONSTR.MATRL	13 671	1 531	924	058 FRUIT,PRESERVED,PREPARED	922	173	106
663 MINERAL MANUFACTURES,NES	3 126	1 149	690	062 SUGAR CONFECTIONERY	148	56	30
664 GLASS	12 488	1 117	675	075 SPICES	938	117	68
665 GLASSWARE	1 080	788	480	098 EDIBLE PROD.PREPRTNS,NES	2 922	612	369
666 POTTERY	1 030	1 416	866	111 NON-ALCOHOL. BEVERAGE,NES	1 000	51	31
667 PEARLS,PRECIOUS STONES				112 ALCOHOLIC BEVERAGES	173	97	61
671 PIG IRON,SPIEGELEISN,ETC	5 160	127	79	291 CRUDE ANIMAL MATERLS,NES	991	5 567	3 366
673 FLAT-ROLLED IRON ETC.	7 024	406	238	421 FIXED VEG.FAT,OILS,SOFT	225	58	37
674 FLAT-ROLLED PLATED IRON	19 586	1 492	899	551 ESSNTL.OIL,PERFUME,FLAVR	207	65	39
675 FLAT-ROLLED,ALLOY STEEL	2 588	674	410	659 FLOOR COVERINGS,ETC.	40	189	119
676 IRON,STL.BAR,SHAPES ETC.	2 408	315	190	696 CUTLERY	78	1 094	659
678 WIRE OF IRON OR STEEL	296	54	32	773 ELECTR DISTRIBT.EQPT NES	223	189	115
679 TUBES,PIPES,ETC.IRON,STL	955	498	299	778 ELECTRIC.MACH.APPART.NES	141	347	213
681 SILVER,PLATINUM,ETC.	16	929	559	784 PARTS,TRACTORS,MOTOR VEH	286	558	345
682 COPPER	448	555	338	821 FURNITURE,CUSHIONS,ETC.	42	118	73
684 ALUMINIUM	1 490	975	591	831 TRUNK,SUIT-CASES,BAG,ETC	19	102	61
691 METALLIC STRUCTURES NES	2 253	1 344	821	841 MENS,BOYS CLOTHING,X-KNIT	31	50	30
692 CONTAINERS,STORAGE,TRNSP	482	695	419	842 WOMEN,GIRL CLOTHING,XKNIT	11	73	42
693 WIRE PRODUCTS EXCL.ELECT	227	109	66	843 MENS,BOYS CLOTHING,KNIT	141	462	281
694 NAILS,SCREWS,NUTS,ETC.	577	378	223	844 WOMEN,GIRLS CLOTHING.KNIT	192	656	397
695 TOOLS	1 329	2 967	1 804	845 OTHR.TEXTILE APPAREL,NES	1 173	2 296	1 376
696 CUTLERY	500	2 461	1 495	851 FOOTWEAR	71	94	57
697 HOUSEHOLD EQUIPMENT,NES	975	1 830	1 095	874 MEASURE,CONTROL INSTRMNT	2	121	70
699 MANUFACTS.BASE METAL,NES	3 558	3 580	2 158	882 PHOTO.CINEMATOGRPH.SUPPL	173	726	436
700 CPL IND PLANT (84/85/87)	65	3 202	1 937	892 PRINTED MATTER	187	312	187
713 INTRNL COMBUS PSTN ENGIN	796	3 319	2 006	897 GOLD,SILVERWARE,JEWL NES	7	88	53
714 ENGINES,MOTORS NON-ELECT	199	43 820	26 505	EXPORTS	1 339 233	504 888	304 468
716 ROTATING ELECTRIC PLANT	311	793	476				
718 OTH.POWR.GENRTNG.MACHNRY	7	62	35	001 LIVE ANIMALS	673 869	88 862	53 557
721 AGRIC.MACHINES,EX.TRACTR	450	431	260	011 BOVINE MEAT	2 365	691	419
723 CIVIL ENGINEERING EQUIPT	2 898	2 365	1 435	017 MEAT,OFFL.PRPD,PRSD,NES	1 476	1 006	590
724 TEXTILE,LEATHER MACHINES	1 154	4 139	2 527	022 MILK AND CREAM	2 433	539	323
725 PAPER,PULP MILL MACHINES	125	614	367	023 BUTTER,OTHER FAT OF MILK	440	178	109
726 PRINTNG,BOOKBINDNG MACHS	426	2 230	1 323	024 CHEESE AND CURD	7 543	2 763	1 679
727 FOOD-PROCESS.MCH.NON DOM	1 239	1 719	1 039	034 FISH,FRESH,CHILLED,FROZN	97	55	33
728 OTH.MACH.PTS,SPCL INDUST	3 182	7 950	4 780	037 FISH ETC.PRPD,PRSD,NES	450	220	134
731 METAL REMOVAL WORK TOOLS	176	237	142	043 BARLEY, UNMILLED	5 900	120	70
733 MACH-TOOLS,METAL-WORKING	287	128	76	046 MEAL,FLOUR OF WHEAT,MSLN	32 173	1 837	1 112
735 PARTS,NES,FOR MACH-TOOLS	17	113	65	048 CEREAL PREPARATIONS	3 770	2 503	1 503
737 METALWORKING MACHNRY NES	141	868	541	054 VEGETABLES	10 084	977	603
741 HEATING,COOLNG EQUIP,PART	948	2 849	1 086	056 VEGETABLES,PRPD,PRSD,NES	481	60	34
742 PUMPS FOR LIQUIDS,PARTS	609	1 796	3 137	058 FRUIT,PRESERVED,PREPARED	629	141	83
743 PUMPS NES,CENTRIFUGS ETC	1 838	5 243	1 101	061 SUGARS,MOLASSES,HONEY	53 339	2 897	1 747
744 MECHANICAL HANDLING EQUIP	1 041	1 822	9 570	062 SUGAR CONFECTIONERY	643	401	245
745 OTH.NONELEC MCH,TOOL,NES	2 302	15 737	41	071 COFFEE,COFFEE SUBSTITUTE	39	79	47
746 BALL OR ROLLER BEARINGS	12	76	2 495	072 COCOA	138	96	58
747 TAPS,COCKS,VALVES,ETC.	948	4 146	533	073 CHOCOLATE,OTH.COCOA PREP	961	525	315
748 TRANSMISSIONS SHAFTS ETC	249	889	1 634	081 ANIMAL FEED STUFF	2 972	261	154
749 NON-ELECT MACH.PARTS,ETC	556	2 714	580	091 MARGARINE AND SHORTENING	467	76	46
751 OFFICE MACHINES	234	963	1 540	098 EDIBLE PROD.PREPRTNS,NES	2 550	1 831	1 103
752 AUTOMATC.DATA PROC.EQUIP	168	2 546	244	111 NON-ALCOHOL. BEVERAGE,NES	1 217	126	75
759 PARTS,FOR OFFICE MACHINS	19	407	1 225	112 ALCOHOLIC BEVERAGES	3 263	488	297
761 TELEVISION RECEIVERS ETC	768	2 037	246	121 TOBACCO, UNMANUFACTURED	1 395	658	399
762 RADIO-BROADCAST RECEIVER	64	412	569	122 TOBACCO, MANUFACTURED	1 452	3 554	2 115
763 SOUND RECORDER,PHONOGRPH	12	932	531	232 SYNTHETIC RUBBER,ETC.	836	180	112
764 TELECOMM.EQUIP,PARTS NES	738	2 539	1 022	248 WOOD, SIMPLY WORKED	210	77	48
771 ELECT POWER MACHNY,PARTS	854	1 734	2 581	266 SYNTHETIC FIBRES	2 107	577	345
772 ELEC.SWITCH.RELAY,CIRCUT	720	4 295	778	267 OTHER MAN-MADE FIBRES	157	56	33
773 ELECTR DISTRIBT.EQPT NES	624	1 304					

7 IMPORTS AND EXPORTS (SPECIAL TRADE) BY COUNTRIES OF PRODUCTION AND CONSUMPTION AND BY GROUPS OF THE SITC-REV. III 1993

GROUP DESCRIPTION	DT = 100 KG	1 000 DM	1 000 \$	GROUP DESCRIPTION	DT = 100 KG	1 000 DM	1 000 \$
268 WOOL, OTHER ANIMAL HAIR	542	424	257	762 RADIO-BROADCAST RECEIVER	14	151	90
269 WORN CLOTHING, TEXTL, ARTL	14 083	3 804	2 308	764 TELECOMM. EQUIP. PARTS NES	1 183	2 126	1 278
278 OTHER CRUDE MINERALS	31 654	546	329	771 ELECT POWER MACHNY. PARTS	809	940	572
291 CRUDE ANIMAL MATERLS. NES	20	58	34	772 ELEC. SWITCH. RELAY. CIRCUIT	514	3 917	2 371
292 CRUDE VEG. MATERIALS, NES	154	159	96	773 ELECTRIC DISTRIBUT. EQPT NES	120	227	132
322 BRIQUETTES, LIGNITE, PEAT	13 111	282	171	774 ELECTRO-MEDCL. XRAY EQUIP	118	2 881	1 757
334 PETROLEUM PRODUCTS	14 229	2 519	1 524	775 DOM. ELEC. NON-ELEC. EQUIPT	3 740	7 981	4 817
335 RESIDUAL PETROL. PRODUCTS	1 989	236	146	776 TRANSISTORS, VALVES, ETC.	21	256	154
411 ANIMAL OILS AND FATS	23	93	56	778 ELECTRIC MACH. APPART. NES	4 424	8 744	5 266
421 FIXED VEG. FAT, OILS, SOFT	1 531	204	121	781 PASS. MOTOR VEHCLS. EX. BUS	35 398	42 936	25 932
431 ANIMAL, VEG. FATS, OILS, NES	1 358	229	138	782 GOODS, SPCL. TRANSPORT VEH	25 014	4 514	2 705
511 HYDROCARBONS, NES, DERIVTS	1 964	190	109	783 ROAD MOTOR VEHICLES NES	3 703	679	407
512 ALCOHOL, PHENOL, ETC. DERIV	1 879	427	253	784 PARTS, TRACTORS, MOTOR VEH	22 432	49 014	29 503
513 CARBOXYLIC ACIDS, DERIVTS	1 999	500	299	785 CYCLES, MOTORCYCLES ETC.	50	184	95
514 NITROGEN-FUNCT. COMPOUNDS	2 804	1 175	717	786 TRAILERS, SEMI-TRAILER, ETC	6 600	3 734	2 248
515 ORGANO-INORGANIC COMPNDS	32	73	46	792 AIRCRAFT, ASSCOTO. EQUIPNT	1	54	33
516 OTHER ORGANIC CHEMICALS	143	213	128	793 SHIP, BOAT, FLOAT. STRUCTRS	47	75	45
522 INORGANIC CHEM. ELEMENTS	6 141	1 049	628	812 PLUMBING, SANITRY, EQPT. ETC	1 820	1 115	668
523 METAL. SALTS, INORGAN. ACID	7 763	832	508	813 LIGHTING FIXTURES ETC. NES	235	957	578
531 SYNTH. COLOURS, LAKES, ETC.	482	1 242	751	821 FURNITURE, CUSHIONS, ETC.	4 885	6 499	3 910
532 DYEING, TANNING MATERIALS	2 717	407	283	831 TRUNK, SUIT-CASES, BAG, ETC	73	412	245
533 PIGMENTS, PAINTS, ETC.	12 040	4 081	2 474	841 MENS, BOYS CLOTHING, X-KNIT	465	6 904	4 187
541 MEDICINES, ETC. EXC. GRP542	292	2 148	1 291	842 WOMEN, GIRL CLOTHING, XKNIT	367	7 284	4 428
542 MEDICAMENTS	1 927	15 684	9 466	843 MENS, BOYS CLOTHING, KNIT	23	209	127
551 ESSNTL. OIL, PERFUME, FLAVR	679	2 145	1 308	844 WOMEN, GIRLS CLOTHING. KNIT	38	606	353
553 PERFUMERY, COSMETICS, ETC.	5 569	5 886	3 552	845 OTHR. TEXTILE APPAREL, NES	182	2 303	1 394
554 SOAP, CLEANERS, POLISH, ETC	12 230	3 484	2 117	846 CLOTHING ACCESSRS, FABRIC	189	776	464
562 FERTILIZER, EXCEPT GRP272	12 098	602	366	848 CLOTHING, NONTXLT, HEADGEAR	258	1 007	613
571 POLYMERS OF ETHYLENE	3 979	704	428	851 FOOTWEAR	226	794	473
572 POLYMERS OF STYRENE	3 878	154	83	871 OPTICAL INSTRUMENTS, NES	1	100	63
573 POLYMERS, VINYL CHLORIDE	1 072	307	186	872 MEDICAL INSTRUMENTS NES	433	5 193	3 122
574 POLYACETAL POLYCARBONATE	2 529	901	542	873 METERS, COUNTERS, NES	36	345	206
575 OTH. PLASTIC, PRIMARY FORM	11 042	2 823	1 700	874 MEASURE, CONTROL INSTRMNT	538	4 340	2 616
581 PLASTIC TUBE, PIPE, HOSE	1 564	1 523	914	881 PHOTOGRAPH APPAR. ETC. NES	114	806	452
582 PLASTIC PLATE, SHEETS, ETC	2 861	1 798	1 066	882 PHOTO. CINEMATOGRPH. SUPPL	2 889	5 049	3 049
591 INSECTICIDES, ETC.	1 675	1 553	942	884 OPTICAL GOODS NES	4	399	238
592 STARCHES, INULIN, ETC.	3 012	1 402	848	885 WATCHES AND CLOCKS	14	359	216
597 PREPRD ADDITIVES, LIQUIDS	3 392	1 231	736	891 ARMS AND AMMUNITION	279	329	201
598 MISC. CHEMICAL PRODS. NES	9 447	4 254	2 570	892 PRINTED MATTER	840	1 738	1 050
611 LEATHER	157	439	260	893 ARTICLES, NES, OF PLASTICS	1 757	2 276	1 370
621 MATERIALS OF RUBBER	482	332	196	894 BABY CARRIAGE, TOYS, GAMES	640	721	439
625 RUBBER TYRES, TUBES, ETC.	8 910	1 622	986	895 OFFICE, STATIONERY SUPPLS	843	2 509	1 501
629 ARTICLES OF RUBBER, NES	719	1 638	991	897 GOLD, SILVERWARE, JEWEL NES		834	497
634 VENEERS, PLYWOOD, ETC.	2 101	518	313	898 MUSICAL INSTRUMENTS, ETC.	121	771	462
635 WOOD MANUFACTURES, NES	893	424	258	899 MISC MANUFCTRO GOODS NES	612	1 313	791
641 PAPER AND PAPERBOARD	76 226	8 736	5 293				
642 PAPER, PAPERBOARD, CUT ETC	3 370	1 364	818	SYRIA			
651 TEXTILE YARN	2 287	1 701	1 039				
652 COTTON FABRICS, WOVEN	1 257	3 106	1 883	IMPORTS	55 118 025	1 177 570	713 862
653 FABRICS, MAN-MADE FIBRES	2 010	5 514	3 324				
654 OTH. TEXTILE FABRIC, WOVEN	132	817	498	012 OTHER MEAT, MEAT OFFAL	184	122	74
655 KNIT, CROCHET, FABRIC NES	265	509	305	054 VEGETABLES	60 735	3 842	2 347
656 TULLE, LACE, EMBROIDRY, ETC	127	890	541	056 VEGETABLES, PRPD, PRSVD, NES	6 770	2 267	1 379
657 SPECIAL YARN, TXLT. FABRIC	4 826	2 748	1 662	057 FRUIT, NUTS EXCL. OIL NUTS	697	275	166
658 TEXTILE ARTICLES NES	381	660	400	071 COFFEE, COFFEE SUBSTITUTE	234	48	30
659 FLOOR COVERINGS, ETC.	1 259	843	508	075 SPICES	731	238	142
662 CLAY, REFRCT. CONSTR. MATRL	6 206	873	526	212 FURSKINS, RAW	35	96	59
663 MINERAL MANUFACTURES, NES	2 184	1 571	844	263 COTTON	128 716	11 112	6 693
664 GLASS	3 769	470	281	272 FERTILIZERS, CRUDE	89 140	767	455
665 GLASSWARE	975	1 158	706	291 CRUDE ANIMAL MATERLS. NES	3 832	21 236	12 864
666 POTTERY	983	1 439	874	323 PETROLEUM OILS, CRUDE	54 793 955	1 081 023	655 498
667 PEARLS, PRECIOUS STONES				635 RUBBER TYRES, TUBES, ETC.	104	63	38
673 FLAT-ROLLED IRON ETC.	1 018	85	51	641 PAPER AND PAPERBOARD	749	57	34
674 FLAT-ROLLED PLATED IRON	21 386	2 506	1 511	651 TEXTILE YARN	411	215	133
675 FLAT-ROLLED, ALLOY STEEL	1 764	656	395	652 COTTON FABRICS, WOVEN	131	77	48
676 IRON, STL. BAR, SHAPES ETC.	6 741	545	331	658 TEXTILE ARTICLES NES	5 408	6 031	3 636
678 WIRE OF IRON OR STEEL	277	73	43	659 FLOOR COVERINGS, ETC.	65	86	51
679 TUBES, PIPES, ETC. IRON, STL	9 417	1 193	712	TIN	200	187	98
681 SILVER, PLATINUM, ETC.	1	147	90	697 HOUSEHOLD EQUIPMENT, NES	104	94	57
682 COPPER	851	970	590	716 ROTATING ELECTRIC PLANT	13	112	66
684 ALUMINIUM	2 152	1 012	619	727 FOOD-PROCESS. MCH. NON DOM	236	69	42
691 METALLIC STRUCTURES NES	1 090	636	378	747 TAPS, COCKS, VALVES, ETC.	26	90	53
692 CONTAINERS, STORAGE, TRNSP	1 187	481	289	764 TELECOMM. EQUIP. PARTS NES	4	158	96
693 WIRE PRODUCTS EXCL. ELECT	110	172	103	781 PASS. MOTOR VEHCLS. EX. BUS	57	308	188
694 NAILS, SCREWS, NUTS, ETC.	893	575	339	813 LIGHTING FIXTURES ETC. NES	56	143	85
695 TOOLS	1 693	2 699	1 625	831 TRUNK, SUIT-CASES, BAG, ETC	77	196	116
696 CUTLERY	244	1 369	832	841 MENS, BOYS CLOTHING, X-KNIT	1 291	4 043	2 418
697 HOUSEHOLD EQUIPMENT, NES	678	1 382	828	842 WOMEN, GIRL CLOTHING, XKNIT	553	2 227	1 352
699 MANUFACTS. BASE METAL, NES	3 445	2 966	1 775	843 MENS, BOYS CLOTHING, KNIT	4 049	8 615	5 214
711 STEAM GENER. BOILERS, ETC.	58	121	71	844 WOMEN, GIRLS CLOTHING, KNIT	1 327	3 038	1 838
712 STEAM TURBINES	355	123	218	845 OTHR. TEXTILE APPAREL, NES	14 507	25 018	15 161
713 INTNL COMBUS PSTN ENGIN	3 858	11 243	6 724	846 CLOTHING ACCESSRS, FABRIC	811	2 581	1 544
716 ROTATING ELECTRIC PLANT	2 086	3 256	1 951	851 FOOTWEAR	92	58	34
718 OTH. POWR. GENRTNG. MACHNY	8	64	33	874 MEASURE, CONTROL INSTRMNT	1	153	89
721 AGRIC. MACHINES, EX. TRACTR	743	291	175	897 GOLD, SILVERWARE, JEWEL NES	102	158	96
723 CIVIL ENGINEERING EQUIPT	3 301	1 326	791				
724 TEXTILE, LEATHER MACHINES	953	4 162	2 504	EXPORTS	1 394 270	688 201	415 528
725 PAPER, PULP MILL MACHINES	451	3 015	1 781				
726 PRINTING, BOOKBINDING MACHS	2 287	3 880	2 340	001 LIVE ANIMALS	41 427	7 262	4 375
727 FOOD-PROCESS. MCH. NON DOM	548	1 945	1 198	011 BOVINE MEAT	9 250	1 085	641
728 OTH. MACH. PTS, SPCL INDUST	5 186	4 892	2 983	022 MILK AND CREAM	559	318	195
731 METAL REMOVAL WORK TOOLS	329	254	154	023 BUTTER, OTHER FAT OF MILK	1 086	343	208
733 MACH-TOOLS, METAL-WORKING	264	280	171	035 FISH, DRIED, SALTED, SMOKED	20	72	42
735 PARTS, NES, FOR MACH-TOOLS	23	194	115	036 CRUSTACEANS, MOLLUSCS ETC	79	193	116
737 METALWORKING MACHNY NES	22	86	48	037 FISH ETC. PREPD, PRSVD, NES	43	50	30
741 HEATING, COOLING EQUIP, PART	3 128	4 551	2 742	045 MEAL, FLOUR OF WHEAT, MSLN	12 136	326	200
742 PUMPS FOR LIQUIDS, PARTS	1 480	5 305	3 204	054 VEGETABLES	1 802	144	85
743 PUMPS NES, CENTRIFUGS ETC	1 527	4 599	2 763	056 VEGETABLES, PRPD, PRSVD, NES	508	135	81
744 MECHANICAL HANDLING EQUIP	2 109	3 447	2 093	057 FRUIT, NUTS EXCL. OIL NUTS	23	75	46
745 OTH. NONELEC MCH, TOOL, NES	1 218	5 919	3 586	059 FRUIT, PRESERVED, PREPARED	318	128	78
746 BALL OR ROLLER BEARINGS	465	1 310	786	061 SUGARS, MOLASSES, HONEY	49 615	2 092	1 263
747 TAPS, COCKS, VALVES, ETC.	3 512	11 114	6 686	071 COFFEE, COFFEE SUBSTITUTE	40	72	43
748 TRANSMISSIONS SHAFTS ETC	1 235	5 184	3 116	072 COCOA	2 342	374	229
749 NON-ELECT MACH. PARTS, ETC	627	3 244	1 980	081 ANIMAL FEED STUFF	34 807	2 279	1 384
751 OFFICE MACHINES	340	1 390	847	091 MARGARINE AND SHORTENING	1 654	190	119
752 AUTOMATC. DATA PROC. EQUIP	232	2 870	1 733	098 EDIBLE PROD. PREPRTS, NES	1 015	1 286	780
759 PARTS, FOR OFFICE MACHINS	67	458	283	112 ALCOHOLIC BEVERAGES	1 230	264	165
761 TELEVISION RECEIVERS ETC	170	523	311	232 SYNTHETIC RUBBER, ETC.	2 780	410	241

7 IMPORTS AND EXPORTS (SPECIAL TRADE) BY COUNTRIES OF PRODUCTION AND CONSUMPTION AND BY GROUPS OF THE SITC-REV. III 1993

GROUP DESCRIPTION	DT = 100 KG	1 000 DM	1 000 \$	GROUP DESCRIPTION	DT = 100 KG	1 000 DM	1 000 \$
248 WOOD, SIMPLY WORKED	9 363	457	276	747 TAPS, COCKS, VALVES, ETC.	4 000	8 143	4 904
251 PULP AND WASTE PAPER	3 050	198	119	748 TRANSMISSIONS SHAFTS ETC	2 454	8 780	5 283
266 SYNTHETIC FIBRES	4 676	804	489	749 NON-ELECT. MACH. PARTS, ETC	957	3 926	2 367
267 OTHER MAN-MADE FIBRES	1 604	247	145	751 OFFICE MACHINES	158	786	486
269 WORN CLOTHING, TEXTL. ARTL	414	125	77	752 AUTOMATC. DATA PROC. EQUIP	63	972	584
274 SULPHUR, UNRSTD. IRON PYRS	1 040	62	37	759 PARTS, FOR OFFICE MACHINS	14	493	298
278 OTHER CRUDE MINERALS	4 483	242	142	761 TELEVISION RECEIVERS ETC	9	186	109
291 CRUDE ANIMAL MATERIALS, NES	94	218	134	762 RADIO-BROADCAST RECEIVER	7	157	93
292 CRUDE VEG. MATERIALS, NES	370	405	252	763 SOUND RECORDER, PHONOGRPH		86	53
322 BRIQUETTES, LIGNITE, PEAT	5 744	152	90	764 TELECOMM. EQUIP. PARTS NES	19 089	144 077	87 338
334 PETROLEUM PRODUCTS	4 707	553	329	771 ELECT. POWER MACHNY. PARTS	691	2 734	1 680
335 RESIDUAL PETROL. PRODUCTS	5 629	603	362	772 ELEC. SWITCH. RELAY. CIRCUIT	2 737	8 944	5 394
422 FIXED VEG. FAT, OILS, OTHER	748	87	55	773 ELECT. DISTRIB. EQPT NES	9 327	12 765	7 827
431 ANIMAL, VEG. FATS, OILS, NES	7 043	903	550	774 ELECTRO-MEDCL. XRAY EQUIP	138	1 667	1 008
511 HYDROCARBONS, NES, DERIVTS	1 721	287	171	775 DOM. ELEC. NON-ELEC. EQUIPT	649	2 064	1 243
512 ALCOHOL, PHENOL, ETC. DERIV	7 732	941	568	776 TRANSISTORS, VALVES, ETC.	21	1 184	707
513 CARBOXYLIC ACIDS, DERIVTS	4 096	939	569	778 ELECTRIC. MACH. APPART. NES	6 112	7 820	4 718
514 NITROGEN-FUNCT. COMPOUNDS	10 810	2 485	1 506	781 PASS. MOTOR VEHCLS. EX. BUS	11 957	39 731	24 056
515 ORGANO-INORGANIC COMPNDS	135	776	470	782 GOODS, SPCL. TRANSPORT VEH	14 264	8 568	5 064
516 OTHER ORGANIC CHEMICALS	392	546	328	783 ROAD MOTOR VEHICLES NES	5 550	2 555	1 554
522 INORGANIC CHEM. ELEMENTS	88 595	5 065	3 040	784 PARTS, TRACTORS, MOTOR VEH	16 360	19 624	11 851
523 METAL. SALTS, INORGAN. ACID	8 784	1 226	738	786 TRAILERS, SEMI-TRAILER, ETC	2 930	1 400	834
524 OTHER CHEMICAL COMPOUNDS	5 283	548	335	791 RAILWAY VEHICLES. EQUIPNT	37	622	366
531 SYNTH. COLOURS, LAKES, ETC.	3 478	9 295	5 591	792 AIRCRAFT, ASSOCTD. EQUIPNT	1	314	196
532 DYEING, TANNING MATERIALS	3 440	452	274	812 PLUMBING, SANITRY, EQPT. ETC	2 945	526	323
533 PIGMENTS, PAINTS, ETC.	17 454	4 540	2 732	813 LIGHTING FIXTURES ETC. NES	50	392	238
541 MEDICINES, ETC. EXC. GRP542	630	4 893	2 913	821 FURNITURE, CUSHIONS, ETC.	428	474	287
542 MEDICAMENTS	1 032	4 813	2 897	842 WOMEN, GIRL CLOTHING, XKNIT		77	43
551 ESSENTL. OIL, PERFUME, FLAVR	2 506	6 124	3 697	846 CLOTHING ACCESSRS, FABRIC	7	59	34
553 PERFUMERY, COSMETICS, ETC.	275	216	130	848 CLOTHING, NONXTL; HEADGEAR	106	114	69
554 SOAP, CLEANERS, POLISH, ETC	18 336	3 643	2 206	851 FOOTWEAR	124	273	161
562 FERTILIZER, EXCEPT GRP272	110 641	3 235	1 971	871 OPTICAL INSTRUMENTS, NES	29	722	438
571 POLYMERS OF ETHYLENE	7 325	540	339	872 MEDICAL INSTRUMENTS NES	461	4 404	2 655
572 POLYMERS OF STYRENE	1 300	252	153	873 METERS, COUNTERS, NES	31	265	158
573 POLYMERS, VINYL CHLORIDE	1 653	427	260	874 MEASURE, CONTROL INSTRMNT	487	11 813	7 156
574 POLYACETAL, POLYCARBONATE	4 898	1 269	765	881 PHOTOGRAPH APPAR. ETC. NES	45	385	229
575 OTH. PLASTIC, PRIMARY FORM	66 899	9 205	5 599	882 PHOTO. CINEMATOGRPH. SUPPL	2 802	3 249	1 943
581 PLASTIC TUBE, PIPE, HOSE	1 114	7 431	4 475	884 OPTICAL GOODS NES		495	295
582 PLASTIC PLATE, SHEETS, ETC	10 217	2 549	1 524	885 WATCHES AND CLOCKS	16	135	82
591 INSECTICIDES, ETC.	2 571	3 837	2 330	892 PRINTED MATTER	272	522	315
592 STARCHES, INULIN, ETC.	5 857	768	464	893 ARTICLES, NES, OF PLASTICS	891	1 213	733
597 PREPRED ADDITIVES, LIQUIDS	6 962	2 297	1 395	894 BABY CARRIAGE, TOYS, GAMES	14	57	33
598 MISC. CHEMICAL PRODS. NES	26 218	7 986	4 830	895 OFFICE, STATIONERY SUPPLS	564	1 161	695
600 CPL IND PLANT CHAP 69-76	2 334	1 180	688	898 MUSICAL INSTRUMENTS, ETC.	176	520	310
621 MATERIALS OF RUBBER	2 915	1 457	894	899 MISC. MANUFCTRD GOODS NES	502	1 043	627
625 RUBBER TYRES, TUBES, ETC.	199	197	118				
629 ARTICLES OF RUBBER, NES	3 346	4 575	2 756	IRAQ			
634 VENEERS, PLYWOOD, ETC.	728	231	142	IMPORTS	617	630	387
635 WOOD MANUFACTURES, NES	152	55	33				
641 PAPER AND PAPERBOARD	56 792	6 888	4 164	057 FRUIT, NUTS EXCL. OIL NUTS	264	75	46
642 PAPER, PAPERBOARD, CUT ETC	1 794	921	550	659 FLOOR COVERINGS, ETC.	5	59	36
651 TEXTILE YARN	30 182	10 974	6 839	851 FOOTWEAR	32	172	104
652 COTTON FABRICS, WOVEN	586	989	589	874 MEASURE, CONTROL INSTRMNT		100	61
653 FABRICS, MAN-MADE FIBRES	3 129	7 752	4 670	EXPORTS	2 349 314	69 372	41 611
654 OTH. TEXTILE FABRIC, WOVEN	197	572	342				
655 KNIT, CROCHET, FABRIC NES	1 763	1 372	821	011 BOVINE MEAT	10 115	1 082	668
656 TULLE, LACE, EMBROIDRY, ETC	108	579	350	041 WHEAT, MESLIN, UNMILLED	2 094 524	31 344	18 930
657 SPECIAL YARN, TXTL. FABRIC	3 460	1 263	755	061 SUGARS, MOLASSES, HONEY	231 100	11 124	6 506
662 CLAY, REFRCT. CONSTR. MATRL	15 496	2 034	1 248	112 ALCOHOLIC BEVERAGES	2 692	249	149
663 MINERAL MANUFACTURES, NES	4 413	2 711	1 629	269 WORN CLOTHING, TEXTL. ARTL	214	55	33
664 GLASS	78	108	63	541 MEDICINES, ETC. EXC. GRP542	20	1 114	675
665 GLASSWARE	1 990	968	584	542 MEDICAMENTS	4 440	5 051	3 065
666 POTTERY	78	185	110	582 PLASTIC PLATE, SHEETS, ETC	101	70	41
673 FLAT-ROLLED IRON ETC.	190 975	10 220	6 201	591 INSECTICIDES, ETC.	734	715	420
674 FLAT-ROLLED PLATED IRON	64 417	3 046	1 844	598 MISC. CHEMICAL PRODS. NES	14	377	230
675 FLAT-ROLLED, ALLOY STEEL	12 787	2 130	1 286	600 CPL IND PLANT CHAP 69-76	79	228	139
676 IRON, STL. BAR, SHAPES ETC.	90 086	4 111	2 481	629 ARTICLES OF RUBBER, NES	28	101	62
678 WIRE OF IRON OR STEEL	17 501	3 774	2 289	641 PAPER AND PAPERBOARD	567	86	50
679 TUBES, PIPES, ETC. IRON, STL	13 297	2 412	1 459	658 TEXTILE ARTICLES NES	368	72	45
681 SILVER, PLATINUM, ETC.	6	186	113	684 ALUMINIUM	74	105	62
682 COPPER	395	368	223	700 CPL IND PLANT (84/85/87)	723	7 959	4 714
683 NICKEL	56	276	166	721 AGRIC. MACHINES, EX. TRACTR	63	136	80
684 ALUMINIUM	3 597	1 857	1 124	742 PUMPS FOR LIQUIDS, PARTS	270	234	142
686 ZINC	300	57	33	748 TRANSMISSIONS SHAFTS ETC	89	195	118
689 MISC. NON-FERR. BASE METAL	19	224	133	749 NON-ELECT. MACH. PARTS, ETC	22	86	53
691 METALLIC STRUCTURES NES	720	374	223	774 ELECTRO-MEDCL. XRAY EQUIP	53	1 101	666
692 CONTAINERS, STORAGE, TRNSP	1 036	1 013	606	781 PASS. MOTOR VEHCLS. EX. BUS	77	421	247
693 WIRE PRODUCTS EXCL. ELECT	93	327	196	784 PARTS, TRACTORS, MOTOR VEH	18	84	49
694 NAILS, SCREWS, NUTS, ETC.	1 018	637	381	872 MEDICAL INSTRUMENTS NES	345	3 018	1 830
695 TOOLS	2 759	7 460	4 535	874 MEASURE, CONTROL INSTRMNT	2	99	59
696 CUTLERY	98	417	250	941 COMPL IND PLANT CHAPT 99	69	843	497
697 HOUSEHOLD EQUIPMENT, NES	591	208	125	IRAN			
699 MANUFACTS. BASE METAL, NES	5 552	2 404	1 457	IMPORTS	23 189 876	1 315 013	795 708
700 CPL IND PLANT (84/85/87)	7 838	4 990	2 933				
711 STEAM GENER. BOILERS, ETC.	456	1 110	672	034 FISH, FRESH, CHILLED, FROZN	127	212	123
712 STEAM TURBINES	4	113	68	036 CRUSTACEANS, MOLLUSCS ETC	15	63	37
713 INTRNL COMBUS PSTN ENGIN	5 602	7 503	4 525	037 FISH ETC. PREPD, PRSVD. NES	122	4 315	2 610
714 ENGINES, MOTORS NON-ELECT	4	262	158	042 RICE	509	102	60
716 ROTATING ELECTRIC PLANT	4 725	9 534	5 736	054 VEGETABLES	4 783	1 037	613
718 OTH. POWR. GENRTNG. MACHNRY	178	1 687	1 023	056 VEGETABLES, PRPD, PRSVD. NES	1 845	383	236
721 AGRIC. MACHINES, EX. TRACTR	8 275	3 493	2 086	057 FRUIT, NUTS EXCL. OIL NUTS	474 763	227 460	137 320
722 TRACTORS	3 639	542	329	058 FRUIT, PRESERVED, PREPARED	368	154	92
723 CIVIL ENGINEERING EQUIPT	9 940	9 522	5 752	059 FRUIT, VEGETABLE JUICES	24 743	3 417	2 050
724 TEXTILE, LEATHER MACHINES	45 099	68 748	41 377	061 SUGARS, MOLASSES, HONEY	176	65	38
725 PAPER, PULP MILL MACHINES	338	843	513	075 SPICES	971	2 449	1 479
726 PRINTNG, BOOKBINDNG MACHS	2 386	5 493	3 346	121 TOBACCO, UNMANUFACTURED	986	4 186	2 486
727 FOOD-PROCESS. MCH. NON DOM	778	1 833	1 111	263 COTTON	89 348	837	506
728 OTH. MACH. PTS, SPCL INDUSTR	10 790	18 269	11 004	268 WOOL, OTHER ANIMAL HAIR	127	137	82
731 METAL REMOVAL WORK TOOLS	166	142	89	273 STONE, SAND AND GRAVEL	2 388	652	380
733 MACH-TOOLS, METAL-WORKING	3 359	9 279	5 491	289 PREC. METAL DRES, CONCTRSTS		49 777	30 023
735 PARTS, NES, FOR MACH-TOOLS	644	709	424	291 CRUDE ANIMAL MATERIALS. NES	11 399	5 478	3 290
737 METALWORKING MACHNRY NES	82	1 194	726	292 CRUDE VEG. MATERIALS, NES	11 343	399 070	241 871
741 HEATING, COOLING EQUIP, PART	1 512	5 564	3 349	333 PETROLEUM OILS, CRUDE	21 701 743	20 442	12 673
742 PUMPS FOR LIQUIDS, PARTS	1 699	6 414	3 871	334 PETROLEUM PRODUCTS	710 943		
743 PUMPS NES, CENTRIFUGS ETC	1 787	6 905	4 162				
744 MECHANICAL HANDLING EQUIP	2 071	5 374	3 187				
745 OTH. NONELEC MCH, TOOL, NES	1 440	8 659	5 228				
746 BALL OR ROLLER BEARINGS	3 991	3 430	2 074				

7 IMPORTS AND EXPORTS (SPECIAL TRADE) BY COUNTRIES OF PRODUCTION AND CONSUMPTION AND BY GROUPS OF THE SITC-REV. III 1993

GROUP DESCRIPTION	DT = 100 KG	1 000 DM	1 000 \$	GROUP DESCRIPTION	DT = 100 KG	1 000 DM	1 000 \$
611 LEATHER	65	133	80	572 POLYMERS OF STYRENE	6 626	1 375	830
621 MATERIALS OF RUBBER	28	56	35	573 POLYMERS,VINYL CHLORIDE	25 163	4 985	3 029
651 TEXTILE YARN	693	359	216	574 POLYACETAL,POLYCARBONATE	27 414	11 547	6 988
652 COTTON FABRICS, WOVEN	2 032	1 011	607	575 OTH.PLASTIC,PRIMARY FORM	62 967	17 404	10 557
653 FABRICS,MAN-MADE FIBRES	39	63	38	579 PLASTIC WASTE, SCRAP ETC	1 471	493	302
654 OTH.TEXTILE FABRIC,WOVEN	46	136	80	581 PLASTIC TUBE,PIPE,HOSE	1 990	2 764	1 681
655 KNIT,CROCHET,FABRIC NES	798	1 444	875	582 PLASTIC PLATE,SHEETS,ETC	22 035	11 614	7 012
658 TEXTILE ARTICLES NES	4 476	4 511	2 752	583 MONOFILAMENT OF PLASTICS	544	299	181
659 FLOOR COVERINGS, ETC.	81 523	522 232	316 269	591 INSECTICIDES, ETC.	32 065	38 159	23 009
661 LIME,CEMENT,CONSTR.MATRL	1 358	146	88	592 STARCHES,INULIN,ETC.	4 757	1 771	1 066
665 GLASSWARE	611	215	131	593 EXPLOSIVES,PYROTECHNICS	114	409	249
666 POTTERY	328	101	61	597 PREPRD ADDITIVES,LIQUIDS	16 320	5 650	3 419
671 PIG IRON,SPIEGELEISN,ETC	979	75	47	598 MISC.CHEMICAL PRODTS.NES	106 215	36 527	22 157
682 COPPER	38 620	16 438	9 773	600 CPL IND PLANT CHAP 69-76	64 649	61 972	37 470
694 NAILS,SCREWS,NUTS,ETC.	1 341	238	146	611 LEATHER	194	367	223
697 HOUSEHOLD EQUIPMENT,NES	99	57	35	621 MATERIALS OF RUBBER	1 232	2 035	1 226
699 MANUFACTS.BASE METAL,NES	2 105	348	212	625 RUBBER TYRES,TUBES,ETC.	1 741	1 247	753
712 STEAM TURBINES	55	359	214	629 ARTICLES OF RUBBER, NES	3 243	6 704	4 073
713 INTRNL COMBUS PSTN ENGIN	709	452	258	634 VENEERS, PLYWOOD, ETC.	3 550	588	356
714 ENGINES,MOTORS NON-ELECT	2	150	88	635 WOOD MANUFACTURES, NES	242	64	37
718 OTH.POWR.GENRTNG.MACHNRY	212	416	258	641 PAPER AND PAPERBOARD	36 467	20 953	12 704
723 CIVIL ENGINEERING EQUIPT	393	682	415	642 PAPER,PAPERBOARD,CUT ETC	9 295	4 465	2 674
728 OTH.MACH,PTS,SPCL INDUST	503	1 512	927	651 TEXTILE YARN	16 332	8 265	5 005
735 PARTS,NES,FOR MACH-TOOLS	1	53	31	652 COTTON FABRICS, WOVEN	756	2 949	1 790
741 HEATING,COOLING EQUIP,PART	113	204	122	653 FABRICS,MAN-MADE FIBRES	1 022	2 492	1 493
742 PUMPS FOR LIQUIDS,PARTS	86	69	42	654 OTH.TEXTILE FABRIC,WOVEN	65	144	86
743 PUMPS NES,CENTRIFUGS ETC	10	850	511	655 KNIT,CROCHET,FABRIC NES	393	1 240	749
748 TRANSMISSIONS SHAFTS ETC	340	440	258	656 TULLE,LACE,EMBROIDRY,ETC	64	210	128
764 TELECOMM.EQUIP.PARTS NES	56	299	176	657 SPECIAL YARN,TXTL.FABRIC	10 948	11 827	7 170
774 ELECTRO-MEDCL,XRAY EQUIP	3	110	67	658 TEXTILE ARTICLES NES	33	87	52
778 ELECTRIC.MACH.APPART.NES	112	327	196	659 FLOOR COVERINGS, ETC.	956	5 779	3 506
781 PASS.MOTOR VEHCLS.EX.BUS	14	56	34	661 LIME,CEMENT,CONSTR.MATRL	193	54	32
784 PARTS,TRACTORS,MOTOR VEH	954	212	127	662 CLAY,REFRCT.CONSTR.MATRL	281 778	37 875	22 811
821 FURNITURE,CUSHIONS,ETC.	194	202	124	663 MINERAL MANUFACTURES,NES	45 411	26 310	15 882
831 TRUNK,SUIT-CASES,BAG,ETC	86	142	88	664 GLASS	5 963	3 191	1 922
841 MENS,BOYS CLOTHING,X-KNIT	1 011	2 929	1 776	665 GLASSWARE	5 183	6 896	4 183
842 WOMEN,GIRL CLOTHING,XKNIT	220	574	349	666 POTTERY	923	2 261	1 361
843 MENS,BOYS CLOTHING,KNIT	426	799	477	667 PEARLS,PRECIOUS STONES	-	-	-
844 WOMEN,GIRLS CLOTHING,KNIT	628	1 285	768	671 PIG IRON,SPIEGELEISN,ETC	3 414	784	477
845 OTHR.TEXTILE APPAREL,NES	4 040	8 603	5 166	672 INGOTS ETC.IRON OR STEEL	703	89	59
846 CLOTHING ACCESSRS,FABRIC	25	61	38	673 FLAT-ROLLED IRON ETC.	1 817 462	149 509	91 611
851 FOOTWEAR	113	143	86	674 FLAT-ROLLED PLATED IRON	198 195	26 138	15 811
874 MEASURE,CONTROL INSTRMNT	5	226	137	675 FLAT-ROLLED, ALLOY STEEL	73 621	18 523	11 223
881 PHOTOGRAPH APPAR.ETC.NES	2	298	180	676 IRON,STL.BAR,SHAPES ETC.	90 896	13 951	8 528
884 OPTICAL GOODS NES	1	67	41	677 RAILWAY TRACK IRON,STEEL	55 600	15 521	9 328
892 PRINTED MATTER	44	67	40	678 WIRE OF IRON OR STEEL	3 902	1 179	708
893 ARTICLES,NES,OF PLASTICS	94	51	31	679 TUBES,PIPES,ETC.IRON,STL	129 373	38 675	23 169
895 OFFICE,STATIONERY SUPPLS	39	60	35	681 SILVER,PLATINUM,ETC.	18	333	199
896 WORKS OF ART,ANTIQUE ETC	3	600	363	682 COPPER	8 969	6 657	4 035
897 GOLD,SILVERWARE,JEWEL NES		121	73	683 NICKEL	520	1 441	873
				684 ALUMINIUM	18 995	14 331	8 621
EXPORTS	7 605 431	4 109 508	2 487 588	685 LEAD	180	127	77
001 LIVE ANIMALS	63	2 525	1 544	686 ZINC	2 070	590	362
011 BOVINE MEAT	473 119	129 992	78 065	689 MISC.NON-FERR.BASE METAL	48	382	222
022 MILK AND CREAM	2 750	731	430	691 METALLIC STRUCTURES NES	12 247	16 703	10 156
023 BUTTER,OTHER FAT OF MILK	10 639	2 496	1 523	692 CONTAINERS,STORAGE,TRNSP	4 153	5 836	3 490
024 CHEESE AND CURD	21 197	4 498	1 523	693 WIRE PRODUCTS EXCL.ELECT	5 449	2 773	1 691
025 EGGS,BIRDS,VOLKS,ALBUMIN	378	442	2 729	694 NAILS,SCREWS,NUTS,ETC.	12 982	5 048	3 062
041 WHEAT, MESLIN, UNMILLED	1 267 921	20 253	11 929	695 TOOLS	8 887	29 581	17 924
057 FRUIT,NUTS EXCL.OIL NUTS	297	162	102	696 CUTLERY	618	2 726	1 652
061 SUGARS,MOLASSES,HONEY	135 139	7 346	4 500	697 HOUSEHOLD EQUIPMENT,NES	1 882	2 060	1 243
072 COCOA	300	91	55	699 MANUFACTS.BASE METAL,NES	16 396	17 255	10 457
073 CHOCOLATE,OTH.COCOA PREP	101	108	67	700 CPL IND PLANT (84/85/87)	33 458	214 577	129 886
081 ANIMAL FEED STUFF	5 907	2 966	1 799	711 STEAM GENER. BOILERS,ETC.	434	1 209	738
098 EDIBLE PROD.PREPRNTS,NES	501	681	416	712 STEAM TURBINES	3 842	74 060	45 096
111 NON-ALCOHOL.BEVERAGE,NES	1 406	201	120	713 INTRNL COMBUS PSTN ENGIN	8 871	24 102	14 542
122 TOBACCO, MANUFACTURED	11 878	21 359	13 096	714 ENGINES, MOTORS NON-ELECT	978	7 954	4 785
222 OILSEED(SFT.FIX VEG.OIL)	7	220	134	716 ROTATING ELECTRIC PLANT	32 980	59 306	35 840
231 NATURAL RUBBER, ETC.	1 214	352	207	718 OTH.POWR.GENRTNG.MACHNRY	758	2 913	1 765
232 SYNTHETIC RUBBER, ETC.	7 069	2 984	1 779	721 AGRIC.MACHINES,EX.TRACTR	18 231	40 369	24 515
248 WOOD, SIMPLY WORKED	117	289	142	723 CIVIL ENGINEERING EQUIPT	12 574	42 146	25 397
251 PULP AND WASTE PAPER	4 423	976	586	724 TEXTILE,LEATHER MACHINES	119 844	214 472	129 673
266 SYNTHETIC FIBRES	203 201	66 662	40 502	725 PAPER,PULP MILL MACHINES	5 140	11 080	6 749
267 OTHER MAN-MADE FIBRES	2 566	730	437	726 PRINTING,BOOKBINDING MACHS	8 699	39 811	23 875
268 WOOL, OTHER ANIMAL HAIR	1 313	2 569	1 547	727 FOOD-PROCESS.MCH.NON DOM	7 246	26 028	15 856
273 STONE, SAND AND GRAVEL	11 644	829	504	728 OTH.MACH,PTS,SPCL INDUST	149 575	277 810	167 028
277 NATURAL ABRASIVES, NES		583	345	731 METAL REMOVAL WORK TOOLS	17 511	83 674	50 903
278 OTHER CRUDE MINERALS	126 017	2 361	1 414	733 MACH-TOOLS,METAL-WORKING	12 664	33 522	20 565
285 ALUMINIUM ORE,CONCTR.ETC	3 346	295	175	735 PARTS,NES,FOR MACH-TOOLS	2 913	16 173	9 851
287 ORE,CONCENTR.BASE METALS	2 945	200	119	737 METALWORKING MACHNRY NES	2 820	14 026	8 589
291 CRUDE ANIMAL MATERLS,NES	37	102	62	741 HEATING,COOLING EQUIP,PART	61 610	143 464	87 025
292 CRUDE VEG.MATERIALS, NES	813	364	215	742 PUMPS FOR LIQUIDS,PARTS	12 290	48 366	29 504
334 PETROLEUM PRODUCTS	225 156	9 294	5 763	743 PUMPS NES,CENTRIFUGS ETC	23 743	76 207	46 020
335 RESIDUAL PETROL.PRODUCTS	143 517	5 041	3 054	744 MECHANICAL HANDLING EQUIP	153 913	105 914	64 063
411 ANIMAL OILS AND FATS	12 024	1 068	642	745 OTH.NONELEC MCH,TOOL,NES	9 543	55 706	33 831
422 FIXED VEG.FAT,OILS,OTHER	7 719	694	409	746 BALL OR ROLLER BEARINGS	7 528	8 234	4 983
431 ANIMAL,VEG.FATS,OILS,NES	23 788	3 682	2 209	747 TAPS,COCKS,VALVES,ETC.	21 473	50 363	30 428
511 HYDROCARBONS,NES,DERIVTS	6 149	1 499	901	748 TRANSMISSIONS SHAFTS ETC	14 217	28 686	17 336
512 ALCOHOL,PHENOL,ETC.DERIV	64 988	8 169	4 981	749 NON-ELECT MACH.PARTS,ETC	5 405	16 258	9 883
513 CARBOXYLIC ACIDS,DERIVTS	28 062	5 147	3 124	751 OFFICE MACHINES	1 159	3 837	2 317
514 NITROGEN-FUNCT.COMPOUNDS	27 821	7 558	4 570	752 AUTOMATC.DATA PROC.EQUIP	1 991	18 928	11 419
515 ORGANO-INORGANIC COMPNDS	2 316	2 659	1 716	753 PARTS,FOR OFFICE MACHINS	150	2 306	1 414
518 OTHER ORGANIC CHEMICALS	5 144	4 163	2 523	761 TELEVISION RECEIVERS ETC	40	493	298
522 INORGANIC CHEM.ELEMENTS	12 263	4 690	2 824	762 RADIO-BROADCAST RECEIVER	69	186	112
523 METAL.SALTS,INORGAN.ACID	27 318	5 625	3 376	763 SOUND RECORDER,PHONOGRPH	37	545	327
524 OTHER CHEMICAL COMPOUNDS	16 835	2 463	1 479	764 TELECOMM.EQUIP.PARTS NES	18 770	204 291	122 858
525 RADIO-ACTIVE MATERIALS	2	1 284	764	771 ELECT POWER MACHNY,PARTS	51 940	66 734	40 362
531 SYNTH.COLOURS,LAKES,ETC.	14 280	24 461	14 737	772 ELEC. SWITCH.RELAY.CIRCUIT	32 360	118 798	72 149
532 DYEING,TANNING MATERIALS	8 129	2 051	1 243	773 ELECTR DISTRIB.EQPT NES	79 235	51 126	30 890
533 PIGMENTS, PAINTS, ETC.	29 259	14 718	8 900	774 ELECTRO-MEDCL,XRAY EQUIP	524	14 606	8 843
541 MEDICINES,ETC.EXC.GRPS42	2 381	19 969	12 000	775 DOM.ELEC,NON-ELEC.EQUIPT	31 412	36 656	22 069
542 MEDICAMENTS	7 063	21 139	12 600	776 TRANSISTORS,VALVES,ETC.	1 000	3 114	1 869
551 ESSNTL.OIL,PERFUME,FLAVR	2 700	4 756	2 864	778 ELECTRIC.MACH.APPART.NES	22 826	96 648	58 559
553 PERFUMERY,COSMETICS,ETC.	5 620	6 441	3 867	781 PASS.MOTOR VEHCLS.EX.BUS	3 057	7 586	4 585
554 SOAP,CLEANERS,POLISH,ETC	50 899	15 340	9 329	782 GOODS,SPCL TRANSPORT VEH	59 101	77 856	48 067
562 FERTILIZER,EXCEPT GRP272	403	85	52	783 ROAD MOTOR VEHICLES NES	16 013	12 719	7 886
571 POLYMERS OF ETHYLENE	16 657	3 252	1 961	784 PARTS,TRACTORS,MOTOR VEH	142 457	209 249	127 408
				785 CYCLES,MOTORCYCLES ETC.	390	1 155	700

7 IMPORTS AND EXPORTS (SPECIAL TRADE) BY COUNTRIES OF PRODUCTION AND CONSUMPTION AND BY GROUPS OF THE SITC-REV. III 1993

GROUP DESCRIPTION	DT = 100 KG	1 000 DM	1 000 \$	GROUP DESCRIPTION	DT = 100 KG	1 000 DM	1 000 \$
786 TRAILERS, SEMI-TRAILER, ETC	14 089	11 681	7 038	642 PAPER, PAPERBOARD, CUT ETC	1 239	1 914	1 164
791 RAILWAY VEHICLES, EQUIPNT	14 608	32 565	19 298	651 TEXTILE YARN	4 542	5 032	3 048
792 AIRCRAFT, ASSOCTD. EQUIPNT	128	13 591	8 405	652 COTTON FABRICS, WOVEN	91	157	94
800 CPL IND PLANT CHAP 90/94	737	11 844	7 078	655 FABRICS, MAN-MADE FIBRES	1 162	1 460	888
811 PREFABRICATED BUILDINGS	376	973	577	656 TULLE, LACE, EMBROIDRY, ETC	37	187	112
812 PLUMBING, SANITARY, EOPT. ETC	433	833	505	657 SPECIAL YARN, TXTL. FABRIC	6 904	6 382	3 857
813 LIGHTING FIXTURES ETC. NES	2 763	6 383	3 850	658 TEXTILE ARTICLES NES	7 602	20 078	12 015
821 FURNITURE, CUSHIONS, ETC.	1 154	2 870	1 742	659 FLOOR COVERINGS, ETC.	7 382	17 394	10 504
831 TRUNK, SUIT-CASES, BAG, ETC	49	168	100	661 LIME, CEMENT, CONSTR. MATRL	1 259	112	69
841 MENS, BOYS CLOTHING, X-KNIT	44	217	129	662 CLAY, REFRCT. CONSTR. MATRL	723	469	285
842 WOMEN, GIRL CLOTHING, XKNIT	20	666	386	663 MINERAL MANUFACTURES, NES	2 347	4 366	2 629
844 WOMEN, GIRLS CLOTHING, KNIT	6	124	72	664 GLASS	1 534	912	550
845 OTHR. TEXTILE APPAREL, NES	8	441	267	665 GLASSWARE	410	311	192
846 CLOTHING ACCESSRS, FABRIC	217	375	226	667 PEARLS, PRECIOUS STONES	-	-	-
848 CLOTHING, NONTXLT; HEADGEAR	161	394	204	676 IRON, STL. BAR, SHAPES ETC.	1 619	217	130
851 FOOTWEAR	53	234	136	679 TUBES, PIPES, ETC. IRON, STL	3 631	4 465	2 717
871 OPTICAL INSTRUMENTS, NES	149	6 789	4 069	682 COPPER	7 225	2 610	1 580
872 MEDICAL INSTRUMENTS NES	1 926	36 655	22 110	684 ALUMINIUM	34 549	19 166	11 596
873 METERS, COUNTERS, NES	1 717	7 695	4 739	689 MISC. NON-FERR. BASE METAL	690	707	423
874 MEASURE, CONTROL INSTRMNT	3 329	68 526	41 512	691 METALLIC STRUCTURES NES	3 384	3 585	2 139
881 PHOTOGRAPH APPAR. ETC. NES	855	10 301	6 204	693 WIRE PRODUCTS EXCL. ELECT	103	63	36
882 PHOTO. CINEMATOGRPH. SUPPL	10 370	16 716	10 079	694 NAILS, SCREWS, NUTS, ETC.	995	1 172	705
884 OPTICAL GOODS NES	56	7 291	4 364	695 TOOLS	1 294	42 452	25 596
885 WATCHES AND CLOCKS	104	840	515	696 CUTLERY	73	267	160
892 PRINTED MATTER	1 766	5 035	3 037	697 HOUSEHOLD EQUIPMENT, NES	63	135	84
893 ARTICLES, NES, OF PLASTICS	8 253	11 430	6 902	699 MANUFACT. BASE METAL, NES	47 812	38 933	23 526
894 BABY CARRIAGE, TOYS, GAMES	102	337	202	712 STEAM TURBINES	48	2 667	1 620
895 OFFICE, STATIONERY SUPPLS	3 812	8 948	5 383	713 INTRNL COMBUS PSTN ENGIN	134	193	120
896 WORKS OF ART, ANTIQUE ETC	-	560	341	714 ENGINES, MOTORS NON-ELECT	33	2 463	1 469
897 GOLD, SILVERWARE, JEWEL NES	-	114	68	716 ROTATING ELECTRIC PLANT	201	528	317
898 MUSICAL INSTRUMENTS, ETC.	65	1 258	760	718 OTH. POWR. GENRTNG. MACHNRY	44	247	145
899 MISC MANUFACTRD GOODS NES	717	4 991	3 001	721 AGRIC. MACHINES, EX. TRACTR	328	1 005	605
941 COMPL IND PLANT CHAPT 99	12 522	21 027	12 848	723 CIVIL ENGINEERING EQUIPT	184	140	85
971 GOLD, NONMONTY EXCL ORES	-	51	32	724 TEXTILE, LEATHER MACHINES	581	1 188	718
ISRAEL				725 PAPER, PULP MILL MACHINES	335	1 253	768
IMPORTS				726 PRINTNG, BOOKBINDNG MACHS	256	602	372
011 BOVINE MEAT	140	66	40	727 FOOD-PROCESS. MCH. NON DOM	274	403	251
012 OTHER MEAT, MEAT OFFAL	5 893	5 774	3 464	728 OTH. MACH. PTS, SPCL INDUST	1 021	8 256	4 964
017 MEAT, OFFL. PRPD, PRSVD, NES	12 764	4 971	2 994	731 METAL REMOVAL WORK TOOLS	67	311	184
025 EGGS, BIRDS, YOLKS, ALBUMIN	1 021	1 353	812	733 MACH-TOOLS, METAL-WORKING	166	403	237
034 FISH, FRESH, CHILLED, FROZN	106	1 002	611	735 PARTS, NES, FOR MACH-TOOLS	50	991	588
044 MAIZE UNMILLED	7 944	69	39	737 METALWORKING MACHNRY NES	233	337	204
048 CEREAL PREPARATIONS	7 490	2 325	1 403	741 HEATING, COOLNG EQUIP, PART	3 072	9 870	5 938
054 VEGETABLES	195 620	21 940	13 444	742 PUMPS FOR LIQUIDS, PARTS	88	382	227
056 VEGETABLES, PRPD, PRSVD, NES	31 702	4 068	2 477	743 PUMPS NES, CENTRIFUGS ETC	1 215	4 675	2 818
057 FRUIT, NUTS EXCL. OIL NUTS	435 704	66 172	39 966	744 MECHANICAL HANDLING EQUIP	118	282	168
058 FRUIT, PRESERVED, PREPARED	10 328	2 656	1 612	745 OTH. NONELEC MCH, TOOL, NES	1 236	3 030	1 847
059 FRUIT, VEGETABLE JUICES	85 623	17 205	10 426	746 BALL DR ROLLER BEARINGS	21	71	42
061 SUGARS, MOLASSES, HONEY	6 714	1 772	1 069	747 TAPS, COCKS, VALVES, ETC.	1 044	3 657	2 203
073 CHOCOLATE, OTH. COCOA PREP	375	278	168	748 TRANSMISSIONS SHAFTS ETC	235	369	220
075 SPICES	3 834	1 767	1 081	749 NON-ELECT MACH. PARTS, ETC	310	3 057	1 844
081 ANIMAL FEED STUFF	16 732	2 605	1 592	751 OFFICE MACHINES	3	281	173
088 EDIBLE PROD. PREPRTNS, NES	36 039	7 044	4 255	752 AUTOMATC. DATA PROC. EQUIP	1 062	44 754	27 051
111 NON-ALCOHOL. BEVERAGE, NES	2 658	281	166	759 PARTS, FOR OFFICE MACHINS	271	16 090	9 725
112 ALCOHOLIC BEVERAGES	1 040	476	290	761 TELEVISION RECEIVERS ETC	1 424	3 102	1 860
222 OILSEED(SFT, FIX VEG. OIL)	13 738	3 187	1 921	763 SOUND RECORDER, PHONOGRPH	48	907	548
232 SYNTHETIC RUBBER, ETC.	780	115	99	764 TELECOMM. EQUIP. PARTS NES	476	180 942	108 786
248 WOOD, SIMPLY WORKED	252	161	773	771 ELECT POWER MACHNRY, PARTS	494	5 349	3 233
263 COTTON	18 679	5 980	3 621	772 ELEC. SWITCH, RELAY, CIRCUIT	10 614	40 967	24 765
272 FERTILIZERS, CRUDE	1 469 064	11 683	7 029	774 ELECTR DISTRIBT. EOPT NES	2 771	6 089	3 666
273 STONE, SAND, AND GRAVEL	359	80	48	775 ELECTRO-MEDCL, XRAY EQUIP	1 202	17 377	10 529
278 OTHER CRUDE MINERALS	63 539	4 099	2 491	776 DOM. ELEC. NON-ELEC. EQUIPT	693	2 887	1 743
282 FERROUS WASTE AND SCRAP	3 699	337	204	778 TRANSISTORS, VALVES, ETC.	76	3 699	2 230
288 NON-FERROUS WASTE, SCRAP	38 077	8 884	5 377	779 ELECTRIC MACH. APPART. NES	1 578	14 318	8 648
291 CRUDE ANIMAL MATERIALS, NES	637	844	507	781 PASS. MOTOR VEHCLS. EX. BUS	85	236	145
292 CRUDE VEG. MATERIALS, NES	60 193	47 992	29 188	782 GOODS, SPCL TRANSPORT VEH	480	870	513
334 PETROLEUM PRODUCTS	270 922	6 084	3 560	784 PARTS, TRACTORS, MOTOR VEH	6 994	5 661	3 430
335 RESIDUAL PETROL. PRODUCTS	7 593	651	395	785 CYCLES, MOTORCYCLES ETC.	69	619	374
422 FIXED VEG. FAT, OILS, OTHR	596	557	337	786 TRAILERS, SEMI-TRAILER, ETC	1 240	365	223
511 HYDROCARBONS, NES, DERVTs	8 268	1 837	1 109	787 AIRCRAFT, ASSOCTD. EQUIPNT	40	13 475	8 207
512 ALCOHOL, PHENOL, ETC. DERIV	180	110	68	813 LIGHTING FIXTURES ETC. NES	176	631	387
513 CARBOXYLIC ACIDS, DERVTs	9 879	5 509	3 360	821 FURNITURE, CUSHIONS, ETC.	12 979	9 619	5 828
514 NITROGEN-FUNCT. COMPOUNDS	3 115	4 903	2 944	831 TRUNK, SUIT-CASES, BAG, ETC	163	668	400
515 ORGANO-INORGANIC COMPNDS	716	4 044	2 444	841 MENS, BOYS CLOTHING, X-KNIT	2 104	6 948	4 192
516 OTHER ORGANIC CHEMICALS	7 186	5 844	3 543	842 WOMEN, GIRL CLOTHING, XKNIT	1 657	16 916	10 192
522 INORGANIC CHEM. ELEMENTS	94 209	8 852	5 355	843 MENS, BOYS CLOTHING, KNIT	804	3 796	2 279
523 METAL. SALTS, INORGAN. ACID	163 322	12 287	7 419	844 WOMEN, GIRLS CLOTHING, KNIT	2 808	23 473	14 184
524 OTHER CHEMICAL COMPOUNDS	290	144	85	845 OTHR. TEXTILE APPAREL, NES	5 779	55 921	33 699
525 RADIO-ACTIVE MATERIALS	-	174	102	846 CLOTHING ACCESSRS, FABRIC	5 164	20 317	12 331
531 SYNTH. COLOURS, LAKES, ETC.	276	212	128	848 CLOTHING, NONTXLT; HEADGEAR	128	855	516
532 DYEING, TANNING MATERIALS	20	175	108	851 FOOTWEAR	3 611	7 913	4 762
533 PIGMENTS, PAINTS, ETC.	1 903	980	591	857 OPTICAL INSTRUMENTS, NES	103	2 644	1 604
541 MEDICINES, ETC. EXC. GRPS 42	1 387	11 907	7 207	872 MEDICAL INSTRUMENTS NES	340	6 977	4 240
542 MEDICAMENTS	891	9 866	5 511	873 METERS, COUNTERS, NES	42	555	341
551 ESSNTL. OIL, PERFUME, FLAVR	974	1 110	2 001	874 MEASURE, CONTROL INSTRMNT	1 608	20 605	12 458
553 PERFUMERY, COSMETICS, ETC.	8 855	3 294	2 001	881 PHOTOGRAPH APPAR. ETC. NES	93	5 097	3 098
554 SOAP, CLEANERS, POLISH, ETC	564	363	219	882 PHOTO. CINEMATOGRPH. SUPPL	220	1 070	643
562 FERTILIZER, EXCEPT GRP 272	643 413	12 843	7 795	884 OPTICAL GOODS NES	133	2 302	1 387
573 POLYMERS, VINYL CHLORIDE	67 309	6 300	3 809	885 WATCHES AND CLOCKS	28	99	60
574 POLYACETAL, POLYCARBONATE	3 476	3 903	2 335	891 ARMS AND AMMUNITION	53	1 996	1 209
575 OTH. PLASTIC, PRIMARY FORM	19 755	5 354	3 247	892 PRINTED MATTER	7 463	4 884	2 941
581 PLASTIC TUBE, PIPE, HOSE	6 720	11 990	7 215	893 ARTICLES, NES, OF PLASTICS	57 331	32 446	19 569
582 PLASTIC PLATE, SHEETS, ETC	37 207	18 095	10 322	894 BABY CARRIAGE, TOYS, GAMES	2 514	2 731	1 650
583 MONOFILAMENT OF PLASTICS	3 904	2 643	1 599	895 OFFICE, STATIONERY SUPPLS	523	1 933	1 172
591 INSECTICIDES, ETC.	58	81	48	896 WORKS OF ART, ANTIQUE ETC	61	1 154	701
592 STARCHES, INULIN, ETC.	1 954	334	203	897 GOLD, SILVERWARE, JEWEL NES	117	38 896	23 480
593 EXPLOSIVES, PYROTECHNICS	1	373	203	898 MUSICAL INSTRUMENTS, ETC.	2 342	11 782	7 088
598 MISC. CHEMICAL PROOTS. NES	693	1 800	1 087	899 MISC MANUFACTRD GOODS NES	449	1 714	1 031
613 FURSKINS, TANNED, DRESSED	11	207	125	961 COIN NONGOLD NONCURRENT	1	151	91
621 MATERIALS OF RUBBER	6 424	4 944	2 997	972 MONETARY GOLD, GOLD COINS	-	51	30
625 RUBBER TYRES, TUBES, ETC.	29 846	16 453	9 978	EXPORTS			
629 ARTICLES OF RUBBER, NES	1 225	1 502	910	001 LIVE ANIMALS	256	152	92
634 VENEERS, PLYWOOD, ETC.	810	158	95	022 MILK AND CREAM	20 701	6 966	4 194
635 WOOD MANUFACTURES, NES	2 684	1 388	836	025 EGGS, BIRDS, YOLKS, ALBUMIN	81	58	36
641 PAPER AND PAPERBOARD	8 436	2 864	1 764	034 FISH, FRESH, CHILLED, FROZN	9 693	1 679	1 006
				037 FISH ETC. PREPD, PRSVD, NES	1 490	1 160	689

7 IMPORTS AND EXPORTS (SPECIAL TRADE) BY COUNTRIES OF PRODUCTION AND CONSUMPTION AND BY GROUPS OF THE SITC-REV. III 1993

GROUP DESCRIPTION	DT = 100 KG	1 000 DM	1 000 \$	GROUP DESCRIPTION	DT = 100 KG	1 000 DM	1 000 \$
041 WHEAT, MESLIN, UNMILLED	896 240	13 664	8 324	671 PIG IRON, SPIEGELEISN, ETC	2 970	540	332
045 OTHER CEREALS, UNMILLED	67 023	860	533	672 INGOTS ETC. IRON OR STEEL	1 924	132	81
047 OTHER CEREAL MEAL, FLOURS	115 422	1 607	965	673 FLAT-ROLLED IRON ETC.	70 455	4 978	3 020
048 CEREAL PREPARATIONS	12 953	3 837	2 335	674 FLAT-ROLLED PLATED IRON	291 206	29 257	17 613
054 VEGETABLES	4 456	220	133	675 FLAT-ROLLED, ALLOY STEEL	53 429	12 038	7 204
056 VEGETABLES, PRPD, PRSVD, NES	1 460	867	521	676 IRON, STL. BAR, SHAPES ETC.	74 245	6 655	4 028
057 FRUIT, NUTS EXCL. OIL NUTS	83	123	74	677 RAILWAY TRACK IRON, STEEL	1 310	4 468	286
058 FRUIT, PRESERVED, PREPARED	519	243	145	678 WIRE OF IRON OR STEEL	10 653	2 097	1 267
059 FRUIT, VEGETABLE JUICES	2 788	1 258	758	679 TUBES, PIPES, ETC. IRON, STL	36 001	7 882	4 765
061 SUGARS, MOLASSES, HONEY	658 846	26 252	15 839	681 SILVER, PLATINUM, ETC.	255	5 076	3 062
062 SUGAR CONFECTIONERY	6 846	3 303	1 990	682 COPPER	50 443	28 950	17 498
071 COFFEE, COFFEE SUBSTITUTE	6 837	7 618	4 599	683 NICKEL	205	511	312
072 COCOA	1 152	283	173	684 ALUMINIUM	61 436	32 967	19 941
073 CHOCOLATE, OTH. COCOA PREP	7 449	4 747	2 830	685 LEAD	3 498	422	254
075 SPICES	86	85	49	686 ZINC	1 787	574	344
081 ANIMAL FEED STUFF	35 310	3 428	2 065	687 TIN	99	92	56
091 MARGARINE AND SHORTENING	225	154	93	689 MISC. NON-FERR. BASE METAL	390	675	402
098 EDIBLE PROD. PREPRTNS, NES	12 515	11 165	6 780	691 METALLIC STRUCTURES NES	10 527	8 801	5 289
111 NON-ALCOHOL. BEVERAGE, NES	373	90	55	692 CONTAINERS, STORAGE, TRNSP	4 147	4 336	2 622
112 ALCOHOLIC BEVERAGES	4 106	620	376	693 WIRE PRODUCTS EXCL. ELECT	8 690	3 965	2 398
122 TOBACCO, MANUFACTURED	17	62	37	694 NAILS, SCREWS, NUTS, ETC.	5 968	6 441	3 890
211 HIDES, SKINS (EX. FURS), RAW	257	130	79	695 TOOLS	7 977	26 152	15 802
223 OILSEED (OTH. FIX. VEG. OIL)	3 013	251	150	696 CUTLERY	1 474	7 782	4 703
232 SYNTHETIC RUBBER, ETC.	28 516	4 947	3 006	697 HOUSEHOLD EQUIPMENT, NES	3 247	4 356	2 633
246 WOOD IN CHIPS, PARTICLES	15 654	152	91	699 MANUFACT. BASE METAL, NES	42 540	37 794	22 854
247 WOOD ROUGH, ROUGH SQUARED	5 637	430	265	700 CPL IND PLANT (84/85/87)	500	3 855	2 385
248 WOOD, SIMPLY WORKED	6 045	836	507	711 STEAM GENER. BOILERS, ETC.	1 683	4 075	2 448
251 PULP AND WASTE PAPER	3 559	596	361	712 STEAM TURBINES	9 037	77 934	47 871
263 COTTON	2 655	530	317	713 INTRNL COMBUS PSTN ELECT	3 340	19 327	11 692
266 SYNTHETIC FIBRES	44 246	10 687	6 478	714 ENGINES, MOTORS NON-ENGIN	8	1 408	854
267 OTHER MAN-MADE FIBRES	9 798	4 168	2 539	716 ROTATING ELECTRIC PLANT	3 761	16 915	10 228
268 WOOL, OTHER ANIMAL HAIR	2 253	2 774	1 682	718 OTH. POWR. GENRTNG. MACHNRY	353	1 343	805
273 STONE, SAND AND GRAVEL	52 320	1 486	902	721 AGRIC. MACHINES, EX. TRACTR	964	1 939	1 167
274 SULPHUR, UNRSTD. IRON PYRS	4 159	228	137	722 TRACTORS	3 988	4 708	2 890
277 NATURAL ABRASIVES, NES	1 585	620	379	723 CIVIL ENGINEERING EQUIPT	36 465	40 744	24 655
278 OTHER CRUDE MINERALS	116 224	1 663	1 011	724 TEXTILE, LEATHER MACHINES	12 477	60 841	36 998
285 ALUMINIUM ORE, CONCTR. ETC	1 835	355	214	725 PAPER, PULP MILL MACHINES	2 609	9 358	5 596
288 NON-FERROUS WASTE, SCRAP	731	224	138	726 PRINTNG, BOOKBINDNG MACHS	8 178	37 601	22 638
291 CRUDE ANIMAL MATERIALS, NES	333	392	237	727 FOOD-PROCESS. MCH. NON DOM	2 056	12 290	7 363
292 CRUDE VEG. MATERIALS, NES	2 645	2 699	1 634	728 OTH. MACH. PTS, SPCL INDUST	48 903	119 600	72 435
322 BRIQUETTES, LIGNITE, PEAT	65 530	2 087	1 267	731 METAL REMOVAL WORK TOOLS	2 041	7 456	4 496
334 PETROLEUM PRODUCTS	33 373	5 854	3 540	733 MACH-TOOLS, METAL-WORKING	2 626	6 111	3 699
335 RESIDUAL PETROL. PRODUCTS	17 798	2 159	1 308	735 PARTS, NES, FOR MACH-TOOLS	778	5 677	3 431
344 PETROLEUM GASES, NES				737 METALWORKING MACHNRY NES	2 117	9 471	5 716
411 ANIMAL OILS AND FATS	685	71	44	741 HEATING, COOLING EQUIP, PART	17 227	57 166	34 318
421 FIXED VEG. FAT, OILS, SOFT	1 785	392	239	742 PUMPS FOR LIQUIDS, PARTS	3 116	14 192	8 571
422 FIXED VEG. FAT, OILS, OTHER	941	142	81	743 PUMPS NES, CENTRIFUGS ETC	13 857	41 916	25 263
431 ANIMAL, VEG. FATS, OILS, NES	9 037	1 645	996	744 MECHANICAL HANDLING EQUIP	26 138	37 109	22 431
511 HYDROCARBONS, NES, DERIVTS	104 504	10 948	6 573	745 OTH. NONELEC MCH, TOOL, NES	6 626	38 126	22 968
512 ALCOHOL, PHENOL, ETC. DERIV	74 417	13 538	8 176	746 BALL OR ROLLER BEARINGS	1 522	6 008	3 628
513 CARBOXYLIC ACIDS, DERIVTS	96 114	20 953	12 656	747 TAPS, COCKS, VALVES, ETC.	8 076	20 933	12 644
514 NITROGEN-FUNCT. COMPOUNDS	83 894	41 470	25 151	748 TRANSMISSIONS SHAFTS ETC	3 502	14 427	8 733
515 ORGANO-INORGANIC COMPNDS	21 410	29 811	17 980	749 NON-ELECT MACH. PARTS, ETC	7 967	40 317	24 373
516 OTHER ORGANIC CHEMICALS	27 194	8 176	4 925	751 OFFICE MACHINES	944	2 822	1 705
522 INORGANIC CHEM. ELEMENTS	79 750	12 987	7 857	752 AUTOMATC. DATA PROC. EQUIP	1 494	23 552	14 140
523 METAL SALTS, INORGAN. ACID	74 068	9 716	5 866	759 PARTS, FOR OFFICE MACHINS	513	7 253	4 370
524 OTHER CHEMICAL COMPOUNDS	2 711	2 062	1 241	761 TELEVISION RECEIVERS ETC	3 756	9 151	5 543
525 RADIO-ACTIVE MATERIALS	12	92	56	762 RADIO-BROADCAST RECEIVER	35	224	138
531 SYNTH. COLOURS, LAKES, ETC.	14 645	22 190	13 391	763 SOUND RECORDER, PHONOGRPH	119	1 216	734
532 DYEING, TANNING MATERIALS	2 216	669	406	764 TELECOMM. EQUIP. PARTS NES	1 734	28 402	17 114
533 PIGMENTS, PAINTS, ETC.	73 679	38 256	23 117	771 ELECT POWER MACHNY. PARTS	25 159	27 116	16 188
541 MEDICINES, ETC. EXC. GRP542	2 110	28 000	16 992	772 ELEC. SWITCH. RELAY. CIRCUIT	30 263	177 869	107 018
542 MEDICAMENTS	5 064	51 153	31 026	773 ELECTR. DISTRIB. EQPT NES	13 332	18 708	11 293
551 ESSNTL. OIL, PERFUME, FLAVR	2 299	7 793	4 705	774 ELECTRO-MEDCL. XRAY EQUIP	840	11 434	6 837
553 PERFUMERY, COSMETICS, ETC.	4 691	11 786	7 096	775 DOM. ELEC. NON-ELEC. EQUIPT	47 272	54 972	33 194
554 SOAP, CLEANERS, POLISH, ETC	79 752	23 813	14 421	776 TRANSISTORS, VALVES, ETC.	1 158	30 729	18 550
562 FERTILIZER, EXCEPT GRP272	2 513	214	132	778 ELECTRIC MACH. APPART. NES	30 374	71 726	43 294
571 POLYMERS OF ETHYLENE	39 346	5 835	3 513	781 PASS. MOTOR VEHCLS. EX. BUS	89 212	162 485	97 691
572 POLYMERS OF STYRENE	30 966	5 823	3 524	782 GOODS, SPCL TRANSPORT VEH	57 263	102 459	61 582
573 POLYMERS, VINYL CHLORIDE	24 029	3 396	2 069	783 ROAD MOTOR VEHICLES NES	1 413	2 638	1 581
574 POLYACETAL, POLYCARBONATE	99 830	30 968	18 711	784 PARTS, TRACTORS, MOTOR VEH	56 903	155 057	93 464
575 OTH. PLASTIC, PRIMARY FORM	145 408	38 084	23 016	785 CYCLES, MOTORCYCLES ETC.	517	1 740	1 052
579 PLASTIC WASTE, SCRAP ETC	2 191	90	55	786 TRAILERS, SEMI-TRAILR, NES	10 174	8 536	5 166
581 PLASTIC TUBE, PIPE, HOSE	4 483	6 892	4 146	791 RAILWAY VEHICLES, EQUIPNT	290	1 031	632
582 PLASTIC PLATE, SHEETS, ETC	41 660	29 474	17 823	792 AIRCRAFT, ASSCOTD. EQUIPNT	58	7 006	4 181
583 MONOFILAMENT OF PLASTICS	1 570	1 485	897	800 CPL IND PLANT CHAP 90/94	14	95	59
591 INSECTICIDES, ETC.	5 668	6 494	3 935	811 PREFABRICATED BUILDINGS	174	185	111
592 STARCHES, INULIN, ETC.	34 967	7 199	4 348	812 PLUMBNG, SANITRY, EQPT. ETC	2 387	2 455	1 484
593 EXPLOSIVES, PYROTECHNICS	17 189	542	327	813 LIGHTNG FIXTURES ETC. NES	4 048	10 465	6 318
597 PREPRED ADDITIVES, LIQUIDS	17 239	8 241	4 991	821 FURNITURE, CUSHIONS, ETC.	16 448	15 858	9 587
598 MISC. CHEMICAL PRODS. NES	127 657	65 215	39 469	831 TRUNK, SUIT-CASES, BAG, ETC	263	689	404
611 LEATHER	1 864	3 554	2 147	841 MENS, BOYS CLOTHING, X-KNIT	71	863	527
612 MANUFACT. LEATHER ETC. NES	65	337	206	842 WOMEN, GIRL CLOTHING, X-KNIT	427	6 392	3 891
613 FURSKINS, TANNED, DRESSED	14	408	245	843 MENS, BOYS CLOTHING, KNIT	30	154	95
621 MATERIALS OF RUBBER	15 915	6 563	3 965	844 WOMEN, GIRLS CLOTHING, KNIT	119	1 145	693
625 RUBBER TYRES, TUBES, ETC.	10 545	7 617	4 600	845 OTHR. TEXTILE APPAREL, NES	721	5 800	3 503
629 ARTICLES OF RUBBER, NES	5 683	10 912	6 597	846 CLOTHING ACCESSRS, FABRIC	673	3 591	2 163
633 CORK MANUFACTURES	153	683	415	848 CLOTHING, NONXTL; HEADGEAR	295	1 077	641
634 VENEERS, PLYWOOD, ETC.	30 635	5 433	3 299	851 FOOTWEAR	1 427	5 771	3 514
635 WOOD MANUFACTURES, NES	8 138	1 956	1 179	871 OPTICAL INSTRUMENTS, NES	81	4 554	2 740
641 PAPER AND PAPERBOARD	288 035	47 960	29 039	872 MEDICAL INSTRUMENTS NES	2 581	20 982	12 702
642 PAPER, PAPERBOARD, CUT ETC	59 781	25 598	15 473	873 METERS, COUNTERS, NES	3 568	2 370	1 433
651 TEXTILE YARN	69 554	52 924	31 981	874 MEASURE, CONTROL INSTRMNT	2 235	48 223	29 162
652 COTTON FABRICS, WOVEN	4 754	8 771	5 279	881 PHOTOGRAPH APPAR. ETC. NES	476	4 652	2 821
653 FABRICS, MAN-MADE FIBRES	12 007	29 557	17 853	882 PHOTO. CINEMATOGPH. SUPPL	19 754	26 240	15 883
654 OTH. TEXTILE FABRIC, WOVEN	957	1 894	1 138	883 CINE. FILM EXPOSD. DEVELOP	14	157	93
655 KNIT, CROCHET, FABRIC NES	2 308	6 993	4 234	884 OPTICAL GOODS NES	119	7 812	4 725
656 TULLE, LACE, EMBROIDRY, ETC	919	3 510	2 120	885 WATCHES AND CLOCKS	327	4 299	2 588
657 SPECIAL YARN, TXTL. FABRIC	17 117	19 682	11 902	891 ARMS AND AMMUNITION	73	1 273	788
658 TEXTILE ARTICLES NES	2 723	2 597	1 556	892 PRINTED MATTER	6 422	10 727	6 483
659 FLOOR COVERINGS, ETC.	755	865	521	893 ARTICLES, NES, OF PLASTICS	31 905	34 788	21 022
661 LIME, CEMENT, CONSTR. MATRL	38 564	941	570	894 BABY CARRIAGE, TOYS, GAMES	3 853	5 376	3 248
662 CLAY, REFRCT. CONSTR. MATRL	32 236	4 517	2 728	895 OFFICE, STATIONERY SUPPLS	2 058	8 472	5 109
663 MINERAL MANUFACTURES, NES	15 230	18 877	11 430	896 WORKS OF ART, ANTIQUE ETC	74	896	544
664 GLASS	73 689	9 720	5 872	897 GOLD, SILVERWARE, JEWEL NES	24	5 906	3 539
665 GLASSWARE	15 631	8 777	5 427	898 MUSICAL INSTRUMENTS, ETC.	3 294	10 812	6 518
666 POTTERY	31 804	16 386	9 893	899 MISC MANUFCTRD GOODS NES	4 228	12 685	7 660
667 PEARLS, PRECIOUS STONES				981 COIN NONGLD NONCURRENT	927	1 216	725

7 IMPORTS AND EXPORTS (SPECIAL TRADE) BY COUNTRIES OF PRODUCTION AND CONSUMPTION AND BY GROUPS OF THE SITC-REV. III 1993

GROUP DESCRIPTION	DT = 100 KG	1 000 DM	1 000 \$	GROUP DESCRIPTION	DT = 100 KG	1 000 DM	1 000 \$
971 GOLD, NONMONTARY EXCL DRES		819	485	665 GLASSWARE	1 215	1 542	925
JORDAN				666 POTTERY	107	206	124
IMPORTS	19 266	11 988	7 248	673 FLAT-ROLLED IRON ETC.	62 202	3 712	2 240
054 VEGETABLES	1 165	296	172	674 FLAT-ROLLED PLATED IRON	57 769	4 955	3 003
057 FRUIT, NUTS EXCL. OIL NUTS	250	86	49	675 FLAT-ROLLED, ALLOY STEEL	2 493	830	507
222 OILSEED (SFT. FIX VEG. OIL)	1 780	226	136	676 IRON, STL. BAR, SHAPES ETC.	11 736	976	588
278 OTHER CRUDE MINERALS	719	236	140	678 WIRE OF IRON OR STEEL	478	104	63
288 NON-FERROUS WASTE, SCRAP	4 134	818	496	679 TUBES, PIPES, ETC. IRON, STL	13 461	2 313	1 413
291 CRUDE ANIMAL MATERLS. NES	13	67	42	681 SILVER, PLATINUM, ETC.	6	74	44
625 RUBBER TYRES, TUBES, ETC.	85	54	32	682 COPPER	889	844	503
651 TEXTILE YARN	7 029	3 074	1 860	683 NICKEL	25	59	36
679 TUBES, PIPES, ETC. IRON, STL	14	286	175	684 ALUMINIUM	2 878	2 183	1 311
682 COPPER	613	162	100	689 MISC. NON-FERR. BASE METAL	18	224	139
691 METALLIC STRUCTURES NES	77	52	32	691 METALLIC STRUCTURES NES	3 870	653	396
713 INTRNL COMBUS PSTN ENGIN	41	150	93	692 CONTAINERS, STORAGE, TRANSP	1 049	896	547
716 ROTATING ELECTRIC PLANT	362	347	211	693 WIRE PRODUCTS EXCL. ELECT	669	260	159
718 OTH. POWR. GENRTNG. MACHNRY	4	197	120	694 NAILS, SCREWS, NUTS, ETC.	994	640	376
728 OTH. MACH. PTS, SPCL INDUST	17	221	133	695 TOOLS	1 430	2 839	1 711
742 PUMPS FOR LIQUIDS, PARTS	45	132	79	696 CUTLERY	74	259	155
748 TRANSMISSIONS SHAFTS ETC	9	194	114	697 HOUSEHOLD EQUIPMENT, NES	712	951	582
772 ELEC. SWITCH. RELAY. CIRCUIT	4	60	37	699 MANUFACTS. BASE METAL, NES	2 491	2 330	1 403
778 ELECTRIC. MACH. APPART. NES	345	508	316	711 STEAM GENER. BOILERS, ETC.	15	135	83
792 AIRCRAFT, ASSCOTO. EQUIPNT	4	288	174	712 STEAM TURBINES	28	791	494
841 MENS, BOYS CLOTHING, X-KNIT	126	411	250	713 INTRNL COMBUS PSTN ENGIN	2 657	5 945	3 569
842 WOMEN, GIRL CLOTHING, X-KNIT	15	64	42	716 ROTATING ELECTRIC PLANT	1 622	1 469	884
874 MEASURE, CONTROL INSTRMNT	9	376	228	718 OTH. POWR. GENRTNG. MACHNRY	24	144	87
EXPORTS	1 056 742	428 853	258 694	721 AGRIC. MACHINES, EX. TRACTR	1 182	1 884	1 121
001 LIVE ANIMALS	39 131	7 243	4 376	722 TRACTORS	1 168	298	179
011 BOVINE MEAT	93 867	13 628	8 269	723 CIVIL ENGINEERING EQUIPT	9 995	5 498	3 328
017 MEAT, OFFL. PRPD, PRSD, NES	192	178	106	724 TEXTILE, LEATHER MACHINES	7 394	6 095	3 687
022 MILK AND CREAM	6 790	1 110	667	725 PAPER, PULP MILL MACHINES	402	772	469
023 BUTTER, OTHER FAT OF MILK	390	128	77	726 PRINTING, BOOKBINDING MACHS	3 996	14 989	9 138
024 CHEESE AND CURD	2 992	1 579	954	727 FOOD-PROCESS. MCH. NON DOM	485	2 468	1 454
025 EGGS, BIRDS, YOLKS, ALBUMIN	430	691	418	728 OTH. MACH. PTS, SPCL INDUST	8 846	20 409	12 152
037 FISH ETC. PREPD, PRSD, NES	3 546	1 694	1 006	731 METAL REMOVAL WORK TOOLS	1 692	1 592	977
048 CEREAL PREPARATIONS	3 634	566	338	733 MACH-TOOLS, METAL-WORKING	1 852	4 135	2 483
054 VEGETABLES	4 322	308	187	735 PARTS, NES, FOR MACH-TOOLS	73	319	192
061 SUGARS, MOLASSES, HONEY	64 772	3 506	2 066	737 METALWORKING MACHNRY NES	51	179	109
071 COFFEE, COFFEE SUBSTITUTE	328	375	224	741 HEATING, COOLING EQUIP, PART	1 718	3 852	2 329
075 SPICES	114	94	57	742 PUMPS FOR LIQUIDS, PARTS	1 155	4 645	2 789
081 ANIMAL FEED STUFF	173 807	10 364	6 285	743 PUMPS NES, CENTRIFUGS ETC	2 262	7 089	4 312
098 EDIBLE PROD. PREPRTNS, NES	1 470	662	405	744 MECHANICAL HANDLING EQUIP	2 991	4 725	2 870
112 ALCOHOLIC BEVERAGES	397	61	36	745 OTH. NONELEC MCH, TOOL, NES	1 078	4 471	2 695
122 TOBACCO, MANUFACTURED	2 658	2 456	1 473	746 BALL OR ROLLER BEARINGS	558	573	349
232 SYNTHETIC RUBBER, ETC.	1 232	251	147	747 TAPS, COCKS, VALVES, ETC.	2 006	7 026	4 235
248 WOOD, SIMPLY WORKED	10 321	557	334	748 TRANSMISSIONS SHAFTS ETC	1 495	6 272	3 779
266 SYNTHETIC FIBRES	4 068	746	456	749 NON-ELECT MACH. PARTS, ETC	855	3 790	2 286
267 OTHER MAN-MADE FIBRES	201	123	72	751 OFFICE MACHINES	331	1 077	648
269 WORN CLOTHING, TEXTIL. ARTL	23 219	5 194	3 153	752 AUTOMATC. DATA PROC. EQUIP	61	1 247	747
278 OTHER CRUDE MINERALS	11 075	187	110	759 PARTS, FOR OFFICE MACHINS	17	688	405
292 CRUDE VEG. MATERIALS, NES	57	113	70	761 TELEVISION RECEIVERS ETC	100	155	93
322 BRIQUETTES, LIGNITE, PEAT	33 121	600	362	763 SOUND RECORDER, PHONOGRPH	7	474	285
334 PETROLEUM PRODUCTS	1 376	312	187	764 TELECOMM. EQUIP. PARTS NES	485	4 758	2 899
335 RESIDUAL PETROL. PRODUCTS	703	101	60	771 ELECT POWER MACHNRY. PARTS	1 528	1 916	1 150
411 ANIMAL OILS AND FATS	14 517	1 096	672	772 ELEC. SWITCH. RELAY. CIRCUIT	1 603	4 693	2 830
431 ANIMAL, VEG. FATS, OILS, NES	3 111	578	347	773 ELECTR. DISTRI. EQPT NES	6 166	5 711	3 519
511 HYDROCARBONS, NES, DERIVTS	4 719	542	330	774 ELECTRO-MEDCL. XRAY EQUIP	165	4 486	2 713
512 ALCOHOL, PHENOL, ETC. DERIV	5 108	1 172	559	775 DOM. ELEC. NON-ELEC. EQUIPT	840	1 771	1 065
513 CARBOXYLIC ACIDS, DERIVTS	1 979	1 974	712	776 TRANSISTORS, VALVES, ETC.	7	257	157
514 NITROGEN-FUNCT. COMPOUNDS	3 672	1 260	921	778 ELECTRIC. MACH. APPART. NES	8 540	9 478	5 781
515 ORGANO-INORGANIC COMPNDS	1 123	1 523	921	781 PASS. MOTOR VEHCLS. EX. BUS	13 988	35 310	21 276
516 OTHER ORGANIC CHEMICALS	713	338	197	782 GOODS, SPCL TRANSPORT VEH	30 448	10 266	6 188
522 INORGANIC CHEM. ELEMENTS	2 090	672	397	783 ROAD MOTOR VEHICLES NES	19 708	14 185	8 502
523 METAL. SALTS, INORGAN. ACID	5 122	601	363	784 PARTS, TRACTORS, MOTOR VEH	14 925	24 018	14 469
524 OTHER CHEMICAL COMPOUNDS	302	60	35	785 CYCLES, MOTORCYCLES ETC.	706	517	316
531 SYNTH. COLOURS, LAKES, ETC.	666	1 779	1 074	786 TRAILERS, SEMI-TRAILR, ETC	2 682	672	407
532 DYEING, TANNING MATERIALS	2 268	301	179	792 AIRCRAFT, ASSCOTO. EQUIPNT	15	2 003	1 205
533 PIGMENTS, PAINTS, ETC.	4 323	2 444	1 494	812 PLUMBING, SANITRY, EQPT. ETC	295	2 777	1 64
541 MEDICINES, ETC. EXC. GRP542	2 262	3 596	2 166	813 LIGHTING FIXTURES ETC. NES	370	1 102	670
542 MEDICAMENTS	2 591	13 418	8 136	821 FURNITURE, CUSHIONS, ETC.	996	967	578
551 ESSENT. OIL, PERFUME, FLAVR	465	880	536	831 TRUNK, SUIT-CASES, BAG, ETC	8	59	34
553 PERFUMERY, COSMETICS, ETC.	2 677	4 931	2 948	841 MENS, BOYS CLOTHING, X-KNIT	23	343	201
554 SOAP, CLEANERS, POLISH, ETC	8 749	2 200	1 322	842 WOMEN, GIRL CLOTHING, X-KNIT	128	2 351	1 421
562 FERTILIZER, EXCEPT GRP272	1 252	296	181	844 WOMEN, GIRLS CLOTHING. KNIT	5	193	111
571 POLYMERS OF ETHYLENE	799	87	52	845 OTHR. TEXTILE APPAREL, NES	41	695	415
572 POLYMERS OF STYRENE	2 230	327	200	846 CLOTHING ACCESSRS, FABRIC	24	122	73
573 POLYMERS, VINYL CHLORIDE	682	92	54	848 CLOTHING, NONXTXL, HEADGEAR	135	211	124
574 POLYACETAL, POLYCARBONATE	377	240	146	851 FOOTWEAR	320	226	135
575 OTH. PLASTIC, PRIMARY FORM	13 285	4 591	2 793	871 OPTICAL INSTRUMENTS, NES	26	305	185
581 PLASTIC TUBE, PIPE, HOSE	305	619	369	872 MEDICAL INSTRUMENTS NES	237	3 973	2 398
582 PLASTIC PLATE, SHEETS, ETC	3 726	2 014	1 207	873 METERS, COUNTERS, NES	1 432	2 289	1 417
583 MONOFILAMENT OF PLASTICS	103	102	61	874 MEASURE, CONTROL INSTRMNT	405	8 602	5 168
591 INSECTICIDES, ETC.	2 312	1 999	1 206	881 PHOTOGRAPH APPAR. ETC. NES	51	364	220
592 STARCHES, INULIN, ETC.	1 715	839	504	882 PHOTO. CINEMATOGRPH. SUPPL	1 548	2 324	1 402
597 PREPRED. ADDITIVES, LIQUIDS	3 077	829	496	884 OPTICAL GOODS NES	3	124	75
598 MISC. CHEMICAL PRODS. NES	13 346	5 182	3 135	885 WATCHES AND CLOCKS	1	114	66
621 MATERIALS OF RUBBER	1 672	1 932	1 158	891 ARMS AND AMMUNITION	10	152	90
625 RUBBER TYRES, TUBES, ETC.	9 192	1 698	1 031	892 PRINTED MATTER	918	1 120	666
629 ARTICLES OF RUBBER, NES	882	1 868	1 123	893 ARTICLES, NES, OF PLASTICS	851	1 367	826
634 VENEERS, PLYWOOD, ETC.	1 870	293	178	894 BABY CARRIAGE, TOYS, GAMES	132	93	56
635 WOOD MANUFACTURES, NES	390	104	60	895 OFFICE, STATIONERY SUPPLS	502	930	564
641 PAPER AND PAPERBOARD	66 666	7 275	4 388	897 GOLD, SILVERWARE, JEWEL NES	10	830	494
642 PAPER, PAPERBOARD, CUT ETC	3 124	1 429	847	898 MUSICAL INSTRUMENTS, ETC.	4	238	141
651 TEXTILE YARN	17 256	4 838	2 936	899 MISC MANUFACTRO GOODS NES	418	615	368
652 COTTON FABRICS, WOVEN	475	560	339	SAUDI ARABIA			
653 FABRICS, MAN-MADE FIBRES	655	1 081	640	IMPORTS	93 933 364	1 960 951	1 186 124
654 OTH. TEXTILE FABRIC, WOVEN	14	54	30	041 WHEAT, MESLIN, UNMILLED	2 500	124	76
656 TULLE, LACE, EMBROIDRY, ETC	31	69	39	054 VEGETABLES	355	77	48
657 SPECIAL YARN, TEXTL. FABRIC	4 283	2 948	1 776	288 NON-FERROUS WASTE, SCRAP	12 248	2 556	1 727
658 TEXTILE ARTICLES NES	68	169	104	289 PREC. METAL DRES, CONCTRTS	276	5 536	3 345
662 CLAY, REFRCT. CONSTR. MATRL	13 850	1 445	874	291 CRUDE ANIMAL MATERLS. NES	122	708	428
663 MINERAL MANUFACTURES, NES	2 300	1 773	1 055	333 PETROLEUM OILS, CRUDE	82 585 201	1 570 967	949 475
664 GLASS	2 383	431	258	334 PETROLEUM PRODUCTS	9 722 833	274 325	167 268
				342 LIQUEFIED PROPANE, BUTANE	194 497	5 157	3 087
				512 ALCOHOL, PHENOL, ETC. DERIV	695 500	14 923	8 874

7 IMPORTS AND EXPORTS (SPECIAL TRADE) BY COUNTRIES OF PRODUCTION AND CONSUMPTION AND BY GROUPS OF THE SITC-REV. III 1993

GROUP DESCRIPTION	DT = 100 KG	1 000 DM	1 000 \$	GROUP DESCRIPTION	DT = 100 KG	1 000 DM	1 000 \$
515 ORGANO-INORGANIC COMPNDS	10 418	1 582	950	571 POLYMERS OF ETHYLENE	13 243	2 955	1 797
516 OTHER ORGANIC CHEMICALS	253 719	10 274	6 113	572 POLYMERS OF STYRENE	4 531	1 065	648
533 PIGMENTS, PAINTS, ETC.	900	248	152	573 POLYMERS,VINYL CHLORIDE	4 297	1 313	796
553 PERFUMERY,COSMETICS,ETC.	180	241	140	574 POLYACETAL,POLYCARBONATE	48 845	10 023	6 042
571 POLYMERS OF ETHYLENE	328 233	31 178	18 804	575 OTH.PLASTIC,PRIMARY FORM	85 014	24 006	14 529
573 POLYMERS,VINYL CHLORIDE	15 237	1 501	896	581 PLASTIC TUBE,PIPE,HOSE	4 240	8 376	5 057
581 PLASTIC TUBE,PIPE,HOSE	1 195	496	294	582 PLASTIC PLATE,SHEETS,ETC	74 668	45 270	27 382
582 PLASTIC PLATE,SHEETS,ETC	96 130	9 850	5 861	583 MONOFILAMENT OF PLASTICS	675	1 066	644
611 LEATHER	100	54	33	591 INSECTICIDES, ETC.	22 171	30 988	18 534
651 TEXTILE YARN	173	58	35	592 STARCHES, INULIN, ETC.	17 310	7 051	4 285
713 INTRNL COMBUS PSTN ENGIN	436	532	320	597 PREPRD ADDITIVES,LIQUIDS	8 698	3 005	1 800
714 ENGINES,MOTORS NON-ELECT	9	52	31	598 MISC.CHEMICAL PRODS.NES	104 918	42 130	25 419
716 ROTATING ELECTRIC PLANT	163	168	102	600 CPL IND PLANT CHAP 69-76	1	54	32
718 OTH.PWR.GENRTNG.MACHNRY	30	420	252	611 LEATHER	105	280	173
723 CIVIL ENGINEERING EQUIPT	463	509	310	612 MANUFACT.LEATHER ETC.NES	14	206	123
726 PRINTNG,BOOKBINDNG MACHS	311	133	80	621 MATERIALS OF RUBBER	8 311	4 459	2 681
741 HEATING,COOLING EQUIP,PART	16	469	284	625 RUBBER TYRES,TUBES,ETC.	33 892	19 332	11 692
742 PUMPS FOR LIQUIDS,PARTS	158	384	226	629 ARTICLES OF RUBBER, NES	4 788	9 854	5 933
743 PUMPS NES,CENTRIFUGS ETC	102	995	603	633 CORK MANUFACTURES	22	80	51
748 TRANSMISSIONS SHAFTS ETC	53	343	206	634 VENEERS, PLYWOOD, ETC.	41 013	3 588	2 187
749 NON-ELECT MACH.PARTS,ETC	25	92	55	635 WOOD MANUFACTURES, NES	6 109	2 198	1 335
751 OFFICE MACHINES	8	71	43	641 PAPER AND PAPERBOARD	218 098	40 079	24 227
752 AUTOMATC.DATA PROC.EQUIP	1	133	80	642 PAPER,PAPERBOARD,CUT ETC	31 530	11 817	7 155
759 PARTS,FOR OFFICE MACHINS	9	79	48	651 TEXTILE YARN	17 782	7 245	4 371
764 TELECOMM.EQUIP.PARTS NES	31	302	181	652 COTTON FABRICS, WOVEN	1 138	2 768	1 662
771 ELECT POWER MACHNY.PARTS	59	434	261	653 FABRICS,MAN-MADE FIBRES	2 586	8 366	5 060
772 ELEC.SWITCH,RELAY,CIRCUIT	31	193	112	654 OTH.TEXTILE FABRIC,WOVEN	376	1 403	850
774 ELECTRO-MEDCL,XRAY EQUIP	8	150	93	655 KNIT,CROCHET.FABRIC NES	268	693	413
778 ELECTRIC.MACH.APART.NES	17	287	174	656 TULLE,LACE,EMBROIDRY,ETC	1 031	2 278	1 353
781 PASS.MOTOR VEHCLS.EX.BUS	318	1 179	703	657 SPECIAL YARN,TXTL.FABRIC	13 442	9 151	5 557
782 GOODS,SPCL TRANSPORT VEH	503	563	347	658 TEXTILE ARTICLES NES	955	2 490	1 486
783 ROAD MOTOR VEHICLES NES	220	1 118	658	659 FLOOR COVERINGS, ETC.	2 952	3 131	1 860
784 PARTS,TRACTORS,MOTOR VEH	72	77	44	661 LIME,CEMENT,CONSTR.MATRL	4 575	588	360
792 AIRCRAFT,ASSOCD, EQUIPNT	20	750	457	662 CLAY,REFRCT,CONSTR.MATRL	271 813	28 182	17 122
845 OTHR.TEXTILE APPAREL,NES	135	175	108	663 MINERAL MANUFACTURES,NES	20 005	12 732	7 650
872 MEDICAL INSTRUMENTS NES	4	150	93	664 GLASS	48 032	6 197	3 761
874 MEASURE,CONTROL INSTRMNT	29	3 623	2 187	665 GLASSWARE	15 260	5 976	3 601
881 PHOTOGRAPH APPAR,ETC.NES	27	236	184	666 POTTERY	1 499	4 575	2 753
892 PRINTED MATTER	210	269	163	667 PEARLS,PRECIOUS STONES	5	70	42
893 ARTICLES,NES,OF PLASTICS	225	151	92	671 PIG IRON,SPIEGELISN,ETC	757	1 243	765
971 GOLD,NONMONTY EXCL ORES		287	172	672 INGOTS ETC.IRON OR STEEL	8 961	101 896	61 556
EXPORTS	7 584 353	3 602 920	2 177 883	673 FLAT-ROLLED IRON ETC.	1 828 656	43 801	26 375
001 LIVE ANIMALS	43 078	11 532	6 933	674 FLAT-ROLLED PLATED IRON	500 727	1 187	712
011 BOVINE MEAT	31 400	8 974	5 394	675 FLAT-ROLLED, ALLOY STEEL	3 480	4 657	2 793
012 OTHER MEAT, MEAT OFFAL	191	60	36	676 IRON,STL.BAR,SHAPES ETC.	46 278	568	345
017 MEAT,OFFL.PRPD,PRSD,NES	1 173	691	417	677 RAILWAY TRACK IRON,STEEL	1 898	218	128
022 MILK AND CREAM	266 197	52 603	31 905	678 WIRE OF IRON OR STEEL	693	11 655	7 067
023 BUTTER,OTHER FAT OF MILK	2 745	1 170	714	679 TUBES,PIPES,ETC.IRON,STL	35 494	5	698
024 CHEESE AND CURD	25 582	10 602	6 397	681 SILVER,PLATINUM,ETC.	5	10 316	6 239
025 EGGS,BIRDS,YOLKS,ALBUMIN	1 234	549	331	682 COPPER	15 340	274	163
037 FISH ETC.PRPD,PRSD,NES	5	93	57	683 NICKEL	30	46 112	27 920
043 BARLEY, UNMILLED	1 075 113	17 448	10 768	684 ALUMINIUM	96 271	341	204
048 CEREAL PREPARATIONS	34 852	18 778	11 377	685 LEAD	1 470	615	370
054 VEGETABLES	922	138	83	686 ZINC	1 847	78	45
056 VEGETABLES,PRPD,PRSD,NES	840	423	257	689 MISC.NON-FERR.BASE METAL	11	11 173	6 701
057 FRUIT,NUTS EXCL.OIL NUTS	147	79	50	691 METALLIC STRUCTURES NES	22 473	2 490	1 499
058 FRUIT,PRESERVED,PREPARED	888	511	311	692 CONTAINERS,STORAGE,TRNSP	2 483	3 183	1 906
059 FRUIT, VEGETABLE JUICES	1 021	251	153	693 WIRE PRODUCTS EXCL.ELECT	4 242	8 014	1 848
061 SUGARS,MOLASSES,HONEY	126 894	12 976	7 771	694 NAILS,SCREWS,NUTS,ETC.	7 813	27 895	16 874
062 SUGAR CONFECTIONERY	7 632	3 364	2 035	695 TOOLS	10 039	9 078	5 513
071 COFFEE,COFFEE SUBSTITUTE	2 281	2 352	1 411	696 CUTLERY	2 689	7 323	4 441
072 COCOA	1 753	665	404	697 HOUSEHOLD EQUIPMENT,NES	37 472	37 163	22 483
073 CHOCOLATE,OTH.COCOA PREP	1 933	1 507	909	699 MANUFACTS.BASE METAL,NES	86	2 798	1 669
075 SPICES	129	151	93	700 CPL IND PLANT (84/85/87)	950	1 321	802
081 ANIMAL FEED STUFF	19 880	3 472	2 104	711 STEAM GENER. BOILERS,ETC.	41	2 505	1 511
091 MARGARINE AND SHORTENING	2 916	505	310	712 STEAM TURBINES	26 093	66 796	40 167
098 EDIBLE PROD.PREPRTRS,NES	16 868	12 565	7 561	713 INTRNL COMBUS PSTN ENGIN	171	38 040	23 293
111 NON-ALCOHOL.BEVERAGE,NES	7 690	2 536	1 545	714 ENGINES,MOTORS NON-ELECT	9 217	28 703	17 248
112 ALCOHOLIC BEVERAGES	3 362	346	205	716 ROTATING ELECTRIC PLANT	1 467	4 467	2 706
122 TOBACCO, MANUFACTURED	559	1 419	865	718 OTH.PWR.GENRTNG.MACHNRY	18 367	23 680	14 476
223 OILSEED(OTH.FIX.VEG.OIL)	890	92	55	721 AGRIC.MACHINES,EX.TRACTR	9 352	12 507	7 582
231 NATURAL RUBBER, ETC.	248	82	49	722 TRACTORS	24 457	36 453	22 050
232 SYNTHETIC RUBBER, ETC.	9 763	1 514	920	723 CIVIL ENGINEERING EQUIPT	2 034	6 363	3 808
248 WOOD, SIMPLY WORKED	104 959	4 418	2 637	724 TEXTILE,LEATHER MACHINES	1 588	7 111	4 287
266 SYNTHETIC FIBRES	627	118	71	725 PAPER,PULP MILL MACHINES	8 204	34 283	20 673
269 WORN CLOTHING,TEXTL.ARTL	8 127	1 324	805	726 PRINTNG,BOOKBINDNG MACHS	2 206	11 521	6 925
272 FERTILIZERS, CRUDE	2 820	172	105	727 FOOD-PROCESS.MCH.NON DOM	40 651	103 793	62 766
273 STONE, SAND AND GRAVEL	35 619	590	354	728 OTH.MACH,PTS,SPCL INDUSTR	3 179	7 137	4 320
278 OTHER CRUDE MINERALS	141 138	2 692	1 620	731 METAL REMOVAL WORK TOOLS	6 988	20 758	12 467
285 ALUMINIUM ORE,CONCTR,ETC	1 980	125	75	733 MACH-TOOLS,METAL-WORKING	933	4 362	2 626
288 NON-FERROUS WASTE,SCRAP	205	200	122	735 PARTS,NES,FOR MACH-TOOLS	1 376	4 473	2 692
292 CRUDE VEG.MATERIALS, NES	186	186	109	737 METALWORKING MACHNRY NES	21 200	58 128	35 255
321 COAL,NOT AGGLOMERATED	168 003	4 665	2 874	741 HEATING,COOLING EQUIP,PART	11 745	52 170	31 517
322 BRIQUETTES,LIGNITE,PEAT	137 094	4 435	2 683	742 PUMPS FOR LIQUIDS,PARTS	11 935	45 864	27 741
334 PETROLEUM PRODUCTS	7 038	2 494	1 509	743 PUMPS NES,CENTRIFUGS ETC	39 436	61 022	37 169
335 RESIDUAL PETROL.PRODUCTS	3 337	649	387	744 MECHANICAL HANDLING EQUIP	7 725	49 397	29 872
431 ANIMAL,VEG.FATS,OILS,NES	42 693	7 116	4 300	745 OTH.NONELEC MCH,TOOL,NES	1 107	4 957	2 982
511 HYDROCARBONS,NES,DERIVTS	43 586	8 010	4 834	746 BALL OR ROLLER BEARINGS	32 165	98 096	59 333
512 ALCOHOL,PHENOL,ETC.DERIV	18 305	3 246	1 963	747 TAPS,COCKS,VALVES,ETC.	6 664	25 128	15 217
513 CARBOXYLIC ACIDS,DERIVTS	17 344	3 203	1 929	748 TRANSMISSIONS SHAFTS ETC	17 965	40 968	24 722
514 NITROGEN-FUNCT.COMPOUNDS	33 682	11 038	6 732	749 NON-ELECT MACH.PARTS,ETC	1 713	5 698	3 423
515 ORGANO-INORGANIC COMPNDS	15 625	6 278	3 815	751 OFFICE MACHINES	708	11 838	7 119
516 OTHER ORGANIC CHEMICALS	10 573	4 562	2 761	752 AUTOMATC.DATA PROC.EQUIP	80	2 039	1 231
522 INORGANIC CHEM.ELEMENTS	26 555	8 568	5 171	759 PARTS,FOR OFFICE MACHINS	117	1 237	743
523 METAL.SALTS,INORGAN.ACID	74 745	6 919	4 182	761 TELEVISION RECEIVERS ETC	50	963	590
524 OTHER CHEMICAL COMPOUNDS	221	418	254	762 RADIO-BROADCAST RECEIVER	19	521	312
525 RADIO-ACTIVE MATERIALS	27	57	33	763 SOUND RECORDER,PHONOGRPH	6 254	104 775	62 878
531 SYNTH.COLOURS,LAKES,ETC.	1 574	4 590	2 772	764 TELECOMM.EQUIP.PARTS NES	14 880	20 981	12 722
532 DYEING,TANNING MATERIALS	9 224	1 353	814	771 ELECT POWER MACHNY.PARTS	14 311	99 508	59 965
533 PIGMENTS, PAINTS, ETC.	45 120	20 888	12 612	772 ELEC.SWITCH,RELAY,CIRCUIT	12 616	16 153	9 779
541 MEDICINES,ETC.EXC.GRP542	2 436	23 951	14 474	773 ELECTR DISTRIBT.EQPT NES	1 196	31 690	19 192
542 MEDICAMENTS	28 368	130 708	79 138	774 ELECTRO-MEDCL,XRAY EQUIP	21 734	34 494	20 879
551 ESSNTL.OIL,PERFUME,FLAVR	6 121	15 411	9 346	775 DOM.ELEC,NON-ELEC.EQUIPT	14	1 120	665
553 PERFUMERY,COSMETICS,ETC.	32 211	46 057	27 799	776 TRANSISTORS,VALVES,ETC.	38 072	55 932	33 725
554 SOAP,CLEANERS,POLISH,ETC	35 330	10 604	6 388	778 ELECTRIC.MACH.APART.NES	74 651	298 211	180 985
562 FERTILIZER,EXCEPT GRP272	39 155	5 006	3 035	781 PASS.MOTOR VEHCLS.EX.BUS	171 451	141 630	85 618
				782 GOODS,SPCL TRANSPORT VEH	123 225	100 291	60 285
				783 ROAD MOTOR VEHICLES NES			

7 IMPORTS AND EXPORTS (SPECIAL TRADE) BY COUNTRIES OF PRODUCTION AND CONSUMPTION AND BY GROUPS OF THE SITC-REV. III 1993

GROUP DESCRIPTION	DT = 100 KG	1 000 DM	1 000 \$	GROUP DESCRIPTION	DT = 100 KG	1 000 DM	1 000 \$		
784 PARTS,TRACTORS,MOTOR VEH	79 657	162 949	98 195	523 METAL. SALTS, INORGAN. ACID	8 196	789	478		
785 CYCLES,MOTORCYCLES ETC.	73	211	126	524 OTHER CHEMICAL COMPOUNDS	513	104	66		
786 TRAILERS, SEMI-TRAILER,ETC	50 368	25 402	15 382	531 SYNTH.COLOURS,LAKES,ETC.	276	564	342		
791 RAILWAY VEHICLES,EQUIPNT	507	1 078	648	533 PIGMENTS, PAINTS, ETC.	9 467	4 122	2 478		
792 AIRCRAFT, ASSOCTD.EQUIPNT	11	1 654	1 003	541 MEDICINES, ETC.EXC.GRP542	286	5 506	3 352		
793 SHIP, BOAT,FLOAT, STRUCTRS	324	1 828	1 138	542 MEDICAMENTS	5 659	14 903	9 018		
800 CPL IND PLANT CHAP 90/94	10	1 499	978	551 ESSNTL.OIL, PERFUME, FLAVR	37	170	103		
812 PLUMBING, SANITRY,EQPT, ETC	3 682	2 857	1 722	553 PERFUMERY,COSMETICS,ETC.	6 949	11 770	7 109		
813 LIGHTING FIXTURES ETC.NES	5 288	25 859	15 605	554 SOAP,CLEANERS,POLISH,ETC	4 574	2 020	1 225		
821 FURNITURE,CUSHIONS,ETC.	29 737	22 220	13 460	571 POLYMERS OF ETHYLENE	3 128	419	249		
831 TRUNK,SUIT-CASES,BAG,ETC	328	2 625	1 580	572 POLYMERS OF STYRENE	5 354	647	384		
841 MENS,BOYS CLOTHING,X-KNIT	381	5 839	3 552	573 POLYMERS,VINYL CHLORIDE	911	270	162		
842 WOMEN,GIRL CLOTHING,XKNIT	876	18 626	11 307	574 POLYACETAL,POLYCARBONATE	13 651	2 937	1 778		
843 MENS,BOYS CLOTHING,KNIT	40	311	188	575 OTH.PLASTIC,PRIMARY FORM	17 607	4 229	2 557		
844 WOMEN,GIRLS CLOTHING,KNIT	225	2 338	1 399	581 PLASTIC TUBE,PIPE,HOSE	1 371	1 658	1 001		
845 OTHR.TEXTILE APPAREL,NES	456	5 931	3 578	582 PLASTIC PLATE,SHEETS,ETC	3 717	4 020	2 426		
846 CLOTHING ACCESSRS,FABRIC	192	1 420	851	583 MONOFILAMENT OF PLASTICS	122	126	76		
848 CLOTHING,NONTXTL;HEADGEAR	235	848	510	591 INSECTICIDES, ETC.	292	416	253		
851 FOOTWEAR	762	4 230	2 550	592 STARCHES, INULIN,ETC.	1 900	1 481	892		
871 OPTICAL INSTRUMENTS,NES	113	4 402	2 665	593 EXPLOSIVES, PYROTECHNICS	10	226	132		
872 MEDICAL INSTRUMENTS NES	3 218	60 979	37 008	597 PREPRD ADDITIVES, LIQUIDS	4 407	2 051	1 213		
873 METERS,COUNTERS,NES	496	2 574	1 552	598 MISC.CHEMICAL PRODS,NES	23 031	9 263	5 624		
874 MEASURE,CONTROL INSTRMNT	2 815	59 830	36 132	612 MANUFACT. LEATHER ETC.NES	6	93	52		
881 PHOTOGRAPH APPAR.ETC.NES	503	3 751	2 263	621 MATERIALS OF RUBBER	535	753	451		
882 PHOTO.CINEMATOGPH.SUPPL	10 330	12 347	7 471	625 RUBBER TYRES,TUBES,ETC.	2 864	2 206	1 317		
884 OPTICAL GOODS NES	75	6 096	3 693	629 ARTICLES OF RUBBER, NES	1 104	2 072	1 248		
885 WATCHES AND CLOCKS	222	4 023	2 418	634 VENEERS, PLYWOOD, ETC.	1 697	430	262		
891 ARMS AND AMMUNITION	1 616	5 532	3 444	635 WOOD MANUFACTURES, NES	2 281	1 044	626		
892 PRINTED MATTER	2 160	7 197	4 362	641 PAPER AND PAPERBOARD	39 335	6 925	4 179		
893 ARTICLES,NES,OF PLASTICS	27 961	31 174	18 953	642 PAPER,PAPERBOARD,CUT ETC	11 513	4 229	2 552		
894 BABY CARRIAGE, TOYS,GAMES	2 172	1 874	1 128	651 TEXTILE YARN	21	116	69		
895 OFFICE,STATIONERY SUPPLS	4 557	15 322	9 215	652 COTTON FABRICS, WOVEN	236	902	540		
896 WORKS OF ART,ANTIQUE ETC		146	86	653 FABRICS,MAN-MADE FIBRES	1 546	6 261	3 774		
897 GOLD,SILVERWARE,JEWEL NES	66	5 387	3 236	654 OTH.TEXTILE FABRIC,WOVEN	43	292	177		
898 MUSICAL INSTRUMENTS,ETC.	1 356	5 707	3 439	655 KNIT,CROCHET,FABRIC NES	93	352	209		
899 MISC MANUFACTD GOODS NES	6 600	15 304	9 266	657 SPECIAL YARN,TXTL.FABRIC	1 609	1 561	951		
941 COMPL IND PLANT CHAPT 99	166	4 830	2 864	658 TEXTILE ARTICLES NES	179	720	433		
971 GOLD,NONMONTY EXCL ORES	31	56 227	34 213	659 FLOOR COVERINGS, ETC.	539	576	345		
				662 CLAY,REFRCT.CONSTR.MATRL	20 344	2 501	1 503		
				663 MINERAL MANUFACTURES,NES	3 804	2 187	1 318		
				664 GLASS	2 974	963	583		
				665 GLASSWARE	673	1 078	652		
				666 POTTERY	415	681	411		
				71	667 PEARLS,PRECIOUS STONES				
				860	673 FLAT-ROLLED IRON ETC.	30 707	1 761	1 059	
				13 376	674 FLAT-ROLLED PLATED IRON	16 616	1 328	806	
				88	676 IRON,STL.BAR,SHAPES ETC.	950	177	106	
				308	679 TUBES,PIPES,ETC.IRON,STL	206 816	33 242	20 512	
				533	681 SILVER,PLATINUM,ETC.	8	337	201	
				60	682 COPPER	619	968	588	
				98	684 ALUMINIUM	4 570	3 247	1 966	
				512	691 METALLIC STRUCTURES NES	11 807	3 168	1 915	
				265	692 CONTAINERS,STORAGE,TRNSP	147	287	176	
				33	693 WIRE PRODUCTS EXCL.ELECT	215	277	164	
				311	694 NAILS,SCREWS,NUTS,ETC.	958	1 236	758	
				46	695 TOOLS	2 222	5 255	3 194	
				246	696 CUTLERY	166	1 155	694	
				71	697 HOUSEHOLD EQUIPMENT,NES	432	1 006	603	
				517	699 MANUFACT. BASE METAL,NES	4 754	6 944	4 198	
				2 389	700 CPL IND PLANT (84/85/87)	6 837	33 369	20 250	
				34	711 STEAM GENER. BOILERS,ETC.	1 871	3 884	2 371	
				176	712 STEAM TURBINES	15	612	374	
				62	713 INTRNL COMBUS PSTN ENGIN	1 392	15 827	9 698	
				45	714 ENGINES,MOTORS NON-ELECT	3	214	127	
				292	716 ROTATING ELECTRIC PLANT	1 430	5 080	3 061	
				33	718 OTH.POWR.GENRTNG.MACHNRY	55	442	268	
				11 901	721 AGRIC.MACHINES,EX. TRACTR	2 333	3 321	2 027	
				43	722 TRACTORS	15	72	44	
				30	723 CIVIL ENGINEERING EQUIPT	6 911	7 070	4 299	
				101	724 TEXTILE,LEATHER MACHINES	57	344	208	
				1 033	725 PAPER,PULP MILL MACHINES	478	1 741	1 069	
					726 PRINTNG,BOOKBINDNG MACHS	2 041	10 218	6 117	
					727 FOOD-PROCESS.MCH.NON DOM	287	906	546	
					728 OTH.MACH.PTS,SPCL INDUST	3 750	7 488	4 542	
					731 METAL REMOVAL WORK TOOLS	956	1 388	846	
					1 229	733 MACH-TOOLS,METAL-WORKING	329	418	256
					257	735 PARTS,NES, FOR MACH-TOOLS	758	1 921	1 171
					682	737 METALWORKING MACHNRY NES	80	362	221
					52	741 HEATING,COOLNG EQUIP. PART	2 139	11 208	6 783
					2 381	742 PUMPS FOR LIQUIDS,PARTS	3 826	15 067	9 055
					624	743 PUMPS NES,CENTRIFUGS ETC	1 398	8 687	5 264
					4 019	744 MECHANICAL HANDLING EQUIP	6 439	8 891	5 415
					44	745 OTH.NONELEC MCH, TOOL, NES	1 699	6 013	3 618
					746	746 BALL OR ROLLER BEARINGS	287	1 134	688
					7 942	747 TAPS,COCKS,VALVES,ETC.	4 859	19 218	11 618
					483	748 TRANSMISSIONS SHAFTS ETC	944	6 119	3 702
					166	749 NON-ELECT MACH. PARTS,ETC	860	4 429	2 671
					512	751 OFFICE MACHINES	440	1 975	1 192
					30	752 AUTOMATC. DATA PROC.EQUIP	196	3 828	2 301
					38	759 PARTS, FOR OFFICE MACHINS	66	1 039	618
					120	761 TELEVISION RECEIVERS ETC	71	318	194
					1 917	762 RADIO-BROADCAST RECEIVER	48	293	178
					188	763 SOUND RECORDER,PHONOGRPH	10	775	466
					524	764 TELECOMM.EQUIP. PARTS NES	2 036	34 768	21 125
					165	771 ELECT POWER MACHNRY, PARTS	15 219	23 573	14 367
					44	772 ELEC. SWITCH. RELAY. CIRCUIT	3 239	34 638	20 771
					36	773 ELECTR DISTRIB. EQPT NES	14 125	13 484	8 098
					144	774 ELECTRO-MEDCL.XRAY EQUIP	166	5 516	3 324
					34	775 DOM.ELEC. NON-ELEC.EQUIPT	4 656	7 433	4 469
					279	776 TRANSISTORS, VALVES, ETC.	4	168	103
					800	778 ELECTRIC. MACH. APPART. NES	7 936	14 855	8 948
					1 207	781 PASS.MOTOR VEHCLS. EX.BUS	41 060	137 086	82 607
					57	782 GOODS, SPCL TRANSPORT VEH	36 710	42 812	25 795
					209	783 ROAD MOTOR VEHICLES NES	5 125	5 593	3 389
					898	784 PARTS,TRACTORS,MOTOR VEH	8 996	21 810	13 151
					121	785 CYCLES,MOTORCYCLES ETC.	24	133	79
					208	786 TRAILERS, SEMI-TRAILER,ETC	6 478	3 975	2 394
					283	792 AIRCRAFT, ASSOCTD. EQUIPNT	117	4 105	2 492
			</						

KUWAIT

IMPORTS

289 PREC. METAL ORES, CONCRTS		116	71	667 PEARLS, PRECIOUS STONES			
291 CRUDE ANIMAL MATERIALS, NES	633	1 396	860	673 FLAT-ROLLED IRON ETC.	30 707	1 761	1 059
334 PETROLEUM PRODUCTS	798 718	22 027	13 376	674 FLAT-ROLLED PLATED IRON	16 616	1 328	806
625 RUBBER TYRES, TUBES, ETC.	177	144	88	676 IRON, STL. BAR, SHAPES ETC.	950	177	106
663 MINERAL MANUFACTURES, NES	1 148	494	308	679 TUBES, PIPES, ETC. IRON, STL	206 816	33 242	20 512
664 GLASS	2 136	886	533	681 SILVER, PLATINUM, ETC.	8	337	201
695 TOOLS	8	98	60	682 COPPER	619	968	588
712 STEAM TURBINES	10	162	98	684 ALUMINIUM	4 570	3 247	1 966
713 INTRNL COMBUS PSTN ENGIN	179	823	512	691 METALLIC STRUCTURES NES	11 807	3 168	1 915
716 ROTATING ELECTRIC PLANT	1 118	432	265	692 CONTAINERS, STORAGE, TRNSP	147	287	176
728 OTH. MACH. PTS, SPCL INDUST	2	53	33	693 WIRE PRODUCTS EXCL. ELECT	215	277	164
741 HEATING, COOLNG EQUIP, PART	76	495	311	694 NAILS, SCREWS, NUTS, ETC.	958	1 236	758
744 MECHANICAL HANDLING EQUIP		79	46	695 TOOLS	2 222	5 255	3 194
745 OTH. NONELEC MCH, TOOL, NES	61	404	246	696 CUTLERY	166	1 155	694
747 TAPS, COCKS, VALVES, ETC.	2	120	71	697 HOUSEHOLD EQUIPMENT, NES	432	1 006	603
752 AUTOMATC. DATA PROC. EQUIP	12	834	517	699 MANUFACT. BASE METAL, NES	4 754	6 944	4 198
764 TELECOMM. EQUIP. PARTS NES	2	4 083	2 389	700 CPL IND PLANT (84/85/87)	6 837	33 369	20 250
771 ELECT POWER MACHNRY, PARTS		56	34	711 STEAM GENER. BOILERS, ETC.	1 871	3 884	2 371
772 ELEC. SWITCH. RELAY. CIRCUIT	2	303	176	712 STEAM TURBINES	15	612	374
776 TRANSISTORS, VALVES, ETC.	1	100	62	713 INTRNL COMBUS PSTN ENGIN	1 392	15 827	9 698
778 ELECTRIC. MACH. APPART. NES		76	45	714 ENGINES, MOTORS NON-ELECT	3	214	127
782 GOODS, SPCL TRANSPORT VEH	820	500	292	716 ROTATING ELECTRIC PLANT	1 430	5 080	3 061
784 PARTS, TRACTORS, MOTOR VEH	7	54	33	718 OTH. POWR. GENRTNG. MACHNRY	55	442	268
792 AIRCRAFT, ASSOCTD. EQUIPNT	46	19 040	11 901	721 AGRIC. MACHINES, EX. TRACTR	2 333	3 321	2 027
844 WOMEN, GIRLS CLOTHING, KNIT	5	69	43	722 TRACTORS	15	72	44
848 CLOTHING, NONXTL; HEADGEAR	13	49	30	723 CIVIL ENGINEERING EQUIPT	6 911	7 070	4 299
851 FOOTWEAR	58	163	101	724 TEXTILE, LEATHER MACHINES	57	344	208
874 MEASURE, CONTROL INSTRMNT	20	1 733	1 033	725 PAPER, PULP MILL MACHINES	478	1 741	1 069

EXPORTS

001	LIVE ANIMALS	8 616	3 040	1 824	731	METAL REMOVAL WORK TOOLS	956	1 388	846
011	BOVINE MEAT	5 635	2 038	1 229	733	MACH-TOOLS, METAL-WORKING	329	418	256
017	MEAT, OFFL. PRPD, PRSD, NES	560	423	257	735	PARTS, NES, FOR MACH-TOOLS	758	1 921	1 171
022	MILK AND CREAM	5 230	1 136	682	737	METALWORKING MACHNRY NES	80	362	221
023	BUTTER, OTHER FAT OF MILK	361	86	52	741	HEATING, COOLNG EQUIP, PART	2 139	11 208	6 783
024	CHEESE AND CURD	8 531	3 936	2 381	742	PUMPS FOR LIQUIDS, PARTS	3 826	15 067	9 055
025	EGGS, BIRDS, YOLKS, ALBUMIN	2 874	1 031	624	743	PUMPS NES, CENTRIFUGS ETC			
048	CEREAL PREPARATIONS	2 874	1 031	624	745	VALVES, NES, FOR LIQUIDS	1 000	3 936	2 381
056	VEGETABLES, PRPD, PRSD, NES	2 874	1 031	624	747	VALVES NES, FOR GASES	1 000	3 936	2 381
058	FRUIT, PRESERVED, PREPARED	2 874	1 031	624	749	VALVES NES, FOR STEAM	1 000	3 936	2 381
061	SUGARS, MOLASSES, HONEY	2 874	1 031	624	751	VALVES NES, FOR OTHER FLUIDS	1 000	3 936	2 381
062	SUGAR CONFECTIONERY	2 874	1 031	624	753	VALVES NES, FOR OTHER FLUIDS	1 000	3 936	2 381
071	COFFEE, COFFEE SUBSTITUTE	2 874	1 031	624	755	VALVES NES, FOR OTHER FLUIDS	1 000	3 936	2 381
073	CHOCOLATE, OTH. COCOA PREP	2 874	1 031	624	757	VALVES NES, FOR OTHER FLUIDS	1 000	3 936	2 381
075	SPICES	2 874	1 031	624	759	VALVES NES, FOR OTHER FLUIDS	1 000	3 936	2 381
081	ANIMAL FEED STUFF	2 874	1 031	624	761	VALVES NES, FOR OTHER FLUIDS	1 000	3 936	2 381
091	MARGARINE AND SHORTENING	2 874	1 031	624	763	VALVES NES, FOR OTHER FLUIDS	1 000	3 936	2 381
098	EDIBLE PROD. PREPRTNS, NES	2 874	1 031	624	765	VALVES NES, FOR OTHER FLUIDS	1 000	3 936	2 381
111	NON-ALCOHOL. BEVERAGE, NES	2 874	1 031	624	767	VALVES NES, FOR OTHER FLUIDS	1 000	3 936	2 381
122	TOBACCO, MANUFACTURED	2 874	1 031	624	769	VALVES NES, FOR OTHER FLUIDS	1 000	3 936	2 381
232	SYNTHETIC RUBBER, ETC.	2 874	1 031	624	771	VALVES NES, FOR OTHER FLUIDS	1 000	3 936	2 381
245	FUEL WOOD, WOOD CHARCOAL	2 874	1 031	624	773	VALVES NES, FOR OTHER FLUIDS	1 000	3 936	2 381
269	WORN CLOTHING, TEXTL. ARTL	2 874	1 031	624	775	VALVES NES, FOR OTHER FLUIDS	1 000	3 936	2 381
285	ALUMINIUM ORE, CONCR. ETC.	2 874	1 031	624	777	VALVES NES, FOR OTHER FLUIDS	1 000	3 936	2 381
292	CRUDE VEG. MATERIALS, NES	2 874	1 031	624	779	VALVES NES, FOR OTHER FLUIDS	1 000	3 936	2 381
322	BRICKETTES, LIGNITE, PEAT	2 874	1 031	624	781	VALVES NES, FOR OTHER FLUIDS	1 000	3 936	2 381
334	PETROLEUM PRODUCTS	2 874	1 031	624	783	VALVES NES, FOR OTHER FLUIDS	1 000	3 936	2 381
511	HYDROCARBONS, NES, DERIVTS	2 874	1 031	624	785	VALVES NES, FOR OTHER FLUIDS	1 000	3 936	2 381
512	ALCOHOL, PHENOL, ETC. DERIV	2 874	1 031	624	787	VALVES NES, FOR OTHER FLUIDS	1 000	3 936	2 381
513	CARBOXYLIC ACIDS, DERIVTS	2 874	1 031	624	789	VALVES NES, FOR OTHER FLUIDS	1 000	3 936	2 381
514	NITROGEN-FUNCT. COMPOUNDS	2 874	1 031	624	791	VALVES NES, FOR OTHER FLUIDS	1 000	3 936	2 381
515	ORGANO-INDORGANIC COMPNDS	2 874	1 031	624	793	VALVES NES, FOR OTHER FLUIDS	1 000	3 936	2 381
516	OTHER ORGANIC CHEMICALS	2 874	1 031	624	795	VALVES NES, FOR OTHER FLUIDS	1 000	3 936	2 381
522	INORGANIC CHEM. ELEMENTS	2 874	1 031	624	797	VALVES NES, FOR OTHER FLUIDS	1 000	3 936	2 381

7 IMPORTS AND EXPORTS (SPECIAL TRADE) BY COUNTRIES OF PRODUCTION AND CONSUMPTION AND BY GROUPS OF THE SITC-REV. III 1993

GROUP DESCRIPTION	DT = 100 KG	1 000 DM	1 000 \$	GROUP DESCRIPTION	DT = 100 KG	1 000 DM	1 000 \$
800 CPL IND PLANT CHAP 90/94	3	298	182	600 CPL IND PLANT CHAP 69-76	126	299	184
812 PLUMBNG, SANITRY, EQPT, ETC	869	905	548	621 MATERIALS OF RUBBER	345	414	250
813 LIGHTNG FIXTURES ETC, NES	1 278	4 719	2 859	625 RUBBER TYRES, TUBES, ETC.	5 750	4 961	2 998
821 FURNITURE, CUSHIONS, ETC.	4 539	7 795	4 690	629 ARTICLES OF RUBBER, NES	143	616	365
831 TRUNK, SUIT-CASES, BAG, ETC	116	796	495	634 VENEERS, PLYWOOD, ETC.	438	99	60
841 MENS, BOYS CLOTHING, X-KNIT	499	5 946	3 603	636 WOOD MANUFACTURES, NES	224	320	196
842 WOMEN, GIRL CLOTHING, XKNIT	256	5 064	3 077	641 PAPER AND PAPERBOARD	15 217	2 350	1 421
843 MENS, BOYS CLOTHING, KNIT	13	120	70	642 PAPER, PAPERBOARD, CUT ETC	4 069	1 349	813
844 WOMEN, GIRLS CLOTHING, KNIT	84	1 072	633	651 TEXTILE YARN	12	136	84
845 OTHR. TEXTILE APPAREL, NES	246	2 817	1 702	652 COTTON FABRICS, WOVEN	19	87	53
846 CLOTHING ACCESSRS, FABRIC	51	826	372	653 FABRICS, MAN-MADE FIBRES	57	257	157
848 CLOTHING, NONTXTL; HEADGEAR	85	433	259	657 SPECIAL YARN, TXTL, FABRIC	190	404	243
851 FOOTWEAR	281	1 738	1 051	658 TEXTILE ARTICLES NES	75	139	84
871 OPTICAL INSTRUMENTS, NES	24	1 643	994	659 FLOOR COVERINGS, ETC.	41	52	31
872 MEDICAL INSTRUMENTS NES	243	4 416	2 675	662 CLAY, REFRCT, CONSTR. MATRL	4 761	1 531	919
873 METERS, COUNTERS, NES	13	281	167	663 MINERAL MANUFACTURES, NES	13 566	1 100	669
874 MEASURE, CONTROL INSTRMNT	892	24 608	14 885	664 GLASS	572	172	104
881 PHOTOGRAPH APPAR, ETC, NES	193	1 501	908	665 GLASSWARE	307	355	213
882 PHOTO, CINEMATOGRPH, SUPPL	3 152	4 095	2 477	666 POTTERY	87	168	102
884 OPTICAL GOODS NES	12	1 319	799	667 PEARLS, PRECIOUS STONES	.	.	.
885 WATCHES AND CLOCKS	5	760	453	671 PIG IRON, SPIEGELEISN, ETC	1 034	127	75
891 ARMS AND AMMUNITION	250	223	134	673 FLAT-ROLLED IRON ETC.	7 872	526	321
892 PRINTED MATTER	708	1 345	800	674 FLAT-ROLLED PLATED IRON	3 007	239	141
893 ARTICLES, NES, OF PLASTICS	4 951	5 919	3 582	675 FLAT-ROLLED, ALLOY STEEL	268	58	35
894 BABY CARRIAGE, TOYS, GAMES	885	839	499	676 IRON, STL, BAR, SHAPES ETC.	2 901	228	138
895 OFFICE, STATIONERY SUPPLS	1 113	3 584	2 149	679 TUBES, PIPES, ETC, IRON, STL	3 424	1 285	758
897 GOLD, SILVERWARE, JEWEL NES	112	1 066	640	681 SILVER, PLATINUM, ETC.	3	62	36
898 MUSICAL INSTRUMENTS, ETC.	107	561	345	682 COPPER	577	396	240
899 MISC MANUFCTRD GOODS NES	985	2 795	1 702	684 ALUMINIUM	323	474	287
941 COMPL IND PLANT CHAPT 99	22	1 480	873	686 ZINC	231	57	33
971 GOLD, NONMONTY EXCL ORES	23	45 185	27 356	689 MISC. NON-FERR. BASE METAL	1 653	568	341
				691 METALLIC STRUCTURES NES	2 706	1 805	1 080
BAHRAIN				692 CONTAINERS, STORAGE, TRANSP	158	338	207
IMPORTS	366 818	46 292	28 148	693 WIRE PRODUCTS EXCL ELECT	153	91	54
334 PETROLEUM PRODUCTS	303 760	9 055	5 638	694 NAILS, SCREWS, NUTS, ETC.	398	428	255
597 PREPRD ADDITIVES, LIQUIDS	5	882	515	695 TOOLS	372	1 115	666
659 FLOOR COVERINGS, ETC.	21	191	116	696 CUTLERY	78	758	459
667 PEARLS, PRECIOUS STONES	.	.	.	697 HOUSEHOLD EQUIPMENT, NES	202	1 272	775
684 ALUMINIUM	60 577	15 678	9 553	699 MANUFACTS. BASE METAL, NES	3 527	2 879	1 742
699 MANUFACTS. BASE METAL, NES	136	128	75	700 CPL IND PLANT (84/85/87)	995	18 714	11 235
714 ENGINES, MOTORS NON-ELECT	6	1 156	695	712 STEAM TURBINES	2	100	60
741 HEATNG, COOLNG EQUIP, PART	1	198	713	713 INTRNL COMBUS PSTN ENGIN	167	1 298	784
747 TAPS, COCKS, VALVES, ETC.	9	235	714	714 ENGINES, MOTORS NON-ELECT	44	1 780	1 082
752 AUTOMATC. DATA PROC. EQUIP	107	107	123	716 ROTATING ELECTRIC PLANT	265	924	553
762 RADIO-BROADCAST RECEIVER	40	112	718	718 OTH. POWR, GENRTNG, MACHNRY	20	289	177
764 TELECOMM. EQUIP. PARTS NES	5	984	64	723 CIVIL ENGINEERING EQUIPT	288	742	449
776 TRANSISTORS, VALVES, ETC.	1	80	66	724 TEXTILE, LEATHER MACHINES	20	111	68
784 PARTS, TRACTORS, MOTOR VEH	641	328	592	725 PAPER, PULP MILL MACHINES	47	152	89
792 AIRCRAFT, ASSOCTD. EQUIPNT	3	1 495	50	726 PRINTNG, BOOKBINDNG MACHS	44	299	181
821 FURNITURE, CUSHIONS, ETC.	23	335	199	727 FOOD-PROCESS. MCH. NON DOM	59	315	192
841 MENS, BOYS CLOTHING, X-KNIT	4	94	905	728 OTH. MACH, PTS, SPLCL INDUST	5 380	12 729	7 712
843 MENS, BOYS CLOTHING, KNIT	126	269	203	731 METAL REMOVAL WORK TOOLS	100	907	548
845 OTHR. TEXTILE APPAREL, NES	121	163	59	733 MACH-TOOLS, METAL-WORKING	376	755	462
874 MEASURE, CONTROL INSTRMNT		304	164	735 PARTS, NES, FOR MACH-TOOLS	94	605	371
885 WATCHES AND CLOCKS		149	98	737 METALWORKING MACHNRY NES	528	1 411	848
892 PRINTED MATTER	100	97	185	741 HEATNG, COOLNG EQUIP, PART	857	2 588	1 554
897 GOLD, SILVERWARE, JEWEL NES		145	91	742 PUMPS FOR LIQUIDS, PARTS	671	2 522	1 503
EXPORTS	614 875	243 133	146 630	743 PUMPS NES, CENTRIFUGS ETC	337	1 857	1 102
001 LIVE ANIMALS	233	53	32	744 MECHANICAL HANDLING EQUIP	3 334	5 346	3 238
012 OTHER MEAT, MEAT OFFAL	1 956	225	134	745 OTH. NONELEC MCH, TOOL, NES	299	1 694	1 023
017 MEAT, OFFL. PRPD, PRSDV, NES	438	375	223	746 BALL OR ROLLER BEARINGS	19	70	42
022 MILK AND CREAM	8 891	1 304	787	747 TAPS, COCKS, VALVES, ETC.	837	3 378	2 034
023 BUTTER, OTHER FAT OF MILK	636	174	105	748 TRANSMISSIONS SHAFTS ETC	158	753	451
024 CHEESE AND CURD	2 994	1 548	935	749 NON-ELECT MACH. PARTS, ETC	306	1 258	757
048 CEREAL PREPARATIONS	3 363	2 541	1 536	751 OFFICE MACHINES	110	343	210
058 FRUIT, PRESERVED, PREPARED	136	78	45	752 AUTOMATC. DATA PROC. EQUIP	212	3 457	2 106
061 SUGARS, MOLASSES, HONEY	163 914	7 173	4 339	759 PARTS, FOR OFFICE MACHINS	11	534	317
062 SUGAR CONFECTIONERY	612	397	239	761 TELEVISION RECEIVERS ETC	19	86	53
071 COFFEE, COFFEE SUBSTITUTE	100	148	89	764 TELECOMM. EQUIP. PARTS NES	167	7 141	4 382
073 CHOCOLATE, OTH. COCOA PREP	197	173	101	771 ELECT POWR MACHNRY, PARTS	451	539	322
091 MARGARINE, AND SHORTENING	993	231	142	772 ELEC. SWITCH, RELAY, CIRCUIT	385	3 108	1 844
098 EDIBLE PROD. PREPRTRS, NES	878	690	409	773 ELECTR DISTRIB, EQPT NES	847	1 982	1 190
111 NON-ALCOHOL. BEVERAGE, NES	801	91	56	774 ELECTRO-MEDCL, XRAY EQUIP	39	1 379	827
112 ALCOHOLIC BEVERAGES	2 558	509	311	775 DOM. ELEC. NON-ELEC. EQUIPT	1 234	2 504	1 506
122 TOBACCO, MANUFACTURED	366	717	437	778 ELECTRIC MACH. APPART. NES	5 851	4 509	2 722
248 WOOD, SIMPLY WORKED	8 339	369	226	781 PASS. MOTOR VEHCLS. EX. BUS	8 813	33 106	20 048
273 STONE, SAND AND GRAVEL	1 121	59	35	782 GOODS, SPLCL TRANSPORT VEH	1 290	2 648	1 621
278 OTHER CRUDE MINERALS	6 789	58	35	783 ROAD MOTOR VEHICLES NES	649	326	1 193
322 BRIQUETTES, LIGNITE, PEAT	15 079	244	146	784 PARTS, TRACTORS, MOTOR VEH	1 391	4 914	2 967
334 PETROLEUM PRODUCTS	763	174	105	786 TRAILERS, SEMI-TRAILR, ETC	392	233	175
335 RESIDUAL PETROL. PRODUCTS	221 427	6 961	4 166	792 AIRCRAFT, ASSOCTD. EQUIPNT	54	3 282	1 995
511 HYDROCARBONS, NES, DERIVTS	2 028	488	295	800 CPL IND PLANT CHAP 90/94	22	107	66
512 ALCOHOL, PHENOL, ETC. DERIV	250	60	36	812 PLUMBNG, SANITRY, EQPT, ETC	380	485	291
514 NITROGEN-FUNCT. COMPOUNDS	904	268	162	813 LIGHTNG FIXTURES ETC, NES	609	2 466	1 484
516 OTHER ORGANIC CHEMICALS	131	202	113	821 FURNITURE, CUSHIONS, ETC.	2 567	3 030	1 800
522 INORGANIC CHEM. ELEMENTS	1 813	328	199	831 TRUNK, SUIT-CASES, BAG, ETC	44	478	289
523 METAL, SALTS, INORGAN. ACID	4 853	351	212	841 MENS, BOYS CLOTHING, X-KNIT	44	622	377
524 OTHER CHEMICAL COMPOUNDS	40	80	48	842 WOMEN, GIRLS CLOTHING, XKNIT	24	906	540
533 PIGMENTS, PAINTS, ETC.	2 978	1 551	931	844 WOMEN, GIRLS CLOTHING, KNIT	3	88	50
541 MEDICINES, ETC. EXC. GRP542	59	1 157	701	845 OTHR. TEXTILE APPAREL, NES	33	445	262
542 MEDICAMENTS	1 686	3 142	1 905	846 CLOTHING ACCESSRS, FABRIC	7	100	61
551 ESSNTL. OIL, PERFUME, FLAVR	11	64	40	848 CLOTHING, NONTXTL; HEADGEAR	22	135	79
553 PERFUMERY, COSMETICS, ETC.	2 036	3 535	2 134	851 FOOTWEAR	36	307	183
554 SOAP, CLEANERS, POLISH, ETC	1 762	726	434	871 OPTICAL INSTRUMENTS, NES	4	104	63
562 FERTILIZER, EXCEPT GRP272	2 000	59	36	872 MEDICAL INSTRUMENTS NES	115	1 261	775
572 POLYMERS OF STYRENE	1 357	214	129	874 MEASURE, CONTROL INSTRMNT	95	3 191	1 917
574 POLYACETAL, POLYCARBONATE	309	131	79	881 PHOTOGRAPH APPAR, ETC, NES	42	388	235
575 OTH. PLASTIC, PRIMARY FORM	7 719	1 319	799	882 PHOTO, CINEMATOGRPH, SUPPL	632	633	383
581 PLASTIC TUBE, PIPE, HOSE	432	309	190	884 OPTICAL GOODS NES		413	250
582 PLASTIC PLATE, SHEETS, ETC	912	1 164	702	885 HATCHES AND CLOCKS	14	3 783	2 298
591 INSECTICIDES, ETC.	108	69	41	891 ARMS AND AMMUNITION	135	756	458
592 STARCHES, INULIN, ETC.	609	336	203	892 PRINTED MATTER	344	1 018	610
597 PREPRD ADDITIVES, LIQUIDS	133	118	73	893 ARTICLES, NES, OF PLASTICS	748	1 077	646
598 MISC. CHEMICAL PRODTS, NES	19 127	4 962	3 017	894 BABY CARRIAGE, TOYS, GAMES	176	1 218	130
				895 OFFICE, STATIONERY SUPPLS	197	1 248	750
				897 GOLD, SILVERWARE, JEWEL NES	1	10 668	6 327
				898 MUSICAL INSTRUMENTS, ETC.	9	122	73
				899 MISC MANUFCTRD GOODS NES	243	796	476

7 IMPORTS AND EXPORTS (SPECIAL TRADE) BY COUNTRIES OF PRODUCTION AND CONSUMPTION AND BY GROUPS OF THE SITC-REV. III 1993

GROUP DESCRIPTION	DT = 100 KG	1 000 DM	1 000 \$	GROUP DESCRIPTION	DT = 100 KG	1 000 DM	1 000 \$
941 COMPL IND PLANT CHAPT 99	196	139	84	744 MECHANICAL HANDLING EQUIP	778	1 541	919
QATAR				745 OTH.NONELEC MCH,TOOL,NES	900	4 842	2 936
IMPORTS	3 273	15 099	9 094	746 BALL OR ROLLER BEARINGS	12	83	69
291 CRUDE ANIMAL MATERLS.NES	545	73	45	747 TAPS,COCKS,VALVES,ETC.	661	2 018	1 215
712 STEAM TURBINES	10	120	71	748 TRANSMISSIONS SHAFTS ETC	169	765	456
714 ENGINES,MOTORS NON-ELECT	14	759	446	749 NON-ELECT MACH.PARTS,ETC	235	894	542
716 ROTATING ELECTRIC PLANT	1 600	10 543	6 382	751 OFFICE MACHINES	92	504	303
743 PUMPS NES,CENTRIFUGS ETC	12	521	314	752 AUTOMATC,DATA PROC.EQUIP	17	681	406
781 PASS.MOTOR VEHCLS.EX.BUS	18	88	51	759 PARTS,FOR OFFICE MACHINS	4	153	92
831 TRUNK,SUIT-CASES,BAG,ETC	58	79	48	764 TELECOMM.EQUIP.PARTS NES	294	7 491	4 570
841 MENS,BOYS CLOTHING,X-KNIT	30	123	73	771 ELECT POWER MACHNY,PARTS	835	1 833	1 151
843 MENS,BOYS CLOTHING,KNIT	197	615	359	772 ELEC.SWITCH.RELAY.CIRCUIT	414	4 746	2 816
844 WOMEN,GIRLS CLOTHING,KNIT	60	163	98	773 ELECTR.DISTRIB.EQPT NES	348	1 134	692
845 OTHR.TEXTILE APPAREL,NES	23	54	32	774 ELECTRO-MEDCL,XRAY EQUIP	67	3 223	1 951
874 MEASURE,CONTROL INSTRMNT	2	226	137	775 DDM.ELEC,NON-ELEC.EQUIPT	690	1 488	903
885 WATCHES AND CLOCKS		76	47	776 TRANSISTORS,VALVES,ETC.	2	102	61
EXPORTS	261 355	219 581	132 752	778 ELECTRIC.MACH.APPART.NES	12 111	7 116	4 268
001 LIVE ANIMALS	582	712	436	781 PASS.MOTOR VEHCLS.EX.BUS	12 787	62 671	37 925
022 MILK AND CREAM	4 572	695	418	782 GOODS,SPCL TRANSPORT VEH	2 718	3 914	2 347
024 CHEESE AND CURD	387	229	138	783 ROAD MOTOR VEHICLES NES	61	82	48
025 EGGS,BIRDS,YOLKS,ALBUMIN	412	65	40	784 PARTS,TRACTORS,MOTOR VEH	2 031	5 251	3 147
048 CEREAL PREPARATIONS	654	490	298	786 TRAILERS,SEMI-TRAILR,ETC	78	58	36
061 SUGARS,MOLASSES,HONEY	26 907	1 210	722	812 PLUMBING,SANITRY,EQPT.ETC	115	105	62
062 SUGAR CONFECTIONERY	98	63	36	813 LIGHTING FIXTURES ETC.NES	244	1 093	664
071 COFFEE,COFFEE SUBSTITUTE	98	83	50	821 FURNITURE,CUSHIONS,ETC.	233	495	302
073 CHOCOLATE,OTH.COCOA PREP	191	131	82	831 TRUNK,SUIT-CASES,BAG,ETC	15	208	122
098 EDIBLE PROD.PREPRINS,NES	478	489	294	841 MENS,BOYS CLOTHING,X-KNIT	14	224	136
111 NON-ALCOHOL.BEVERAGE,NES	448	102	62	842 WOMEN,GIRL CLOTHING,KNIT	20	1 061	639
122 TOBACCO, MANUFACTURED	101	211	129	844 WOMEN,GIRLS CLOTHING,KNIT	8	95	55
232 SYNTHETIC RUBBER, ETC.	348	83	48	845 OTHR.TEXTILE APPAREL,NES	16	355	208
322 BRIQUETTES,LIGNITE,PEAT	5 009	71	43	846 CLOTHING ACCESSRS,FABRIC	19	154	90
334 PETROLEUM PRODUCTS	313	95	58	848 CLOTHING,NONTXTL;HEADGEAR	36	184	97
511 HYDROCARBONS,NES,DERIVTS	1 140	212	127	851 FOOTWEAR	62	488	298
512 ALCOHOL,PHENOL,ETC.DERIV	621	255	155	851 OPTICAL INSTRUMENTS,NES	1	74	45
513 CARBOXYLIC ACIDS,DERIVTS	810	1 338	814	872 MEDICAL INSTRUMENTS NES	124	1 791	1 080
514 NITROGEN-FUNCT.COMPOUNDS	1 660	619	372	873 METERS,COUNTERS,NES	2	58	37
515 ORGANO-INORGANIC COMPNDS	21	51	31	874 MEASURE,CONTROL INSTRMNT	59	2 306	1 386
516 OTHER ORGANIC CHEMICALS	48	53	31	881 PHOTOGRAPH APPAR.ETC.NES	11	107	65
522 INORGANIC CHEM.ELEMENTS	815	222	132	882 PHOTO.CINEMATOGRPH.SUPPL	295	397	242
523 METAL.SALTS,INORGAN.ACID	6 002	277	164	884 OPTICAL GOODS NES	7	152	89
533 PIGMENTS, PAINTS, ETC.	993	673	405	885 WATCHES AND CLOCKS	33	205	123
541 MEDICINES,ETC.EXC.GRPS42	198	1 105	677	891 ARMS AND AMMUNITION	120	272	163
542 MEDICAMENTS	499	3 685	2 261	892 PRINTED MATTER	33	312	190
553 PERFUMERY,COSMETICS,ETC.	1 528	2 805	1 700	893 ARTICLES,NES,OF PLASTICS	1 147	911	557
554 SOAP,CLEANERS,POLISH,ETC	382	206	125	894 BABY CARRIAGE,TOYS,GAMES	121	153	96
574 POLYACETAL,POLYCARBONATE	200	70	41	895 OFFICE,STATIONERY SUPPLS	209	928	554
575 OTH.PLASTIC,PRIMARY FORM	1 956	571	346	897 GOLD,SILVERWARE,JEWEL NES	1	1 111	669
581 PLASTIC TUBE,PIPE,HOSE	16	67	42	898 MUSICAL INSTRUMENTS,ETC.	10	411	244
582 PLASTIC PLATE,SHEETS,ETC	1 012	412	255	899 MISC MANUFCTRD GOODS NES	114	315	187
591 INSECTICIDES, ETC.	276	191	116	ARAB EMIRAT			
592 STARCHES,INULIN,ETC.	730	282	164	IMPORTS	127 275	251 409	152 037
598 MISC.CHEMICAL PROOTS.NES	1 054	1 083	655	034 FISH,FRESH,CHILLED,FROZN	84	50	31
621 MATERIALS OF RUBBER	181	177	105	251 PULP AND WASTE PAPER	7 790	397	234
625 RUBBER TYRES,TUBES,ETC.	968	725	437	278 OTHER CRUDE MINERALS	873	57	34
629 ARTICLES OF RUBBER, NES	143	436	255	288 NON-FERROUS WASTE,SCRAP	3 149	659	392
635 WOOD MANUFACTURES, NES	310	148	89	289 PREC.METAL DRES,CONDCTRS	3	95	56
641 PAPER AND PAPERBOARD	7 365	1 145	698	291 CRUDE ANIMAL MATERLS.NES	40	278	170
642 PAPER,PAPERBOARD,CUT ETC	3 244	1 365	822	541 MEDICINES,ETC.EXC.GRPS42	68	433	262
652 COTTON FABRICS, MOVEN	121	435	261	625 RUBBER TYRES,TUBES,ETC.	3 910	2 570	1 563
653 FABRICS,MAN-MADE FIBRES	101	495	298	652 COTTON FABRICS, MOVEN	361	174	107
654 OTH.TEXTILE FABRIC,MOVEN	4	76	47	657 SPECIAL YARN,TXTL.FABRIC	66	58	34
655 KNIT.CROCHET.FABRIC NES	32	94	57	658 TEXTILE ARTICLES NES	3 829	3 098	1 876
657 SPECIAL YARN,TXTL.FABRIC	26	63	40	659 FLOOR COVERINGS, ETC.	21	105	64
658 TEXTILE ARTICLES NES	146	178	101	667 PEARLS,PRECIOUS STONES	0	0	0
659 FLOOR COVERINGS, ETC.	91	131	79	682 COPPER	300	74	44
661 LIME,CEMENT,CONSTR.MATRL	55 000	798	481	684 ALUMINIUM	7 955	1 768	1 068
662 CLAY,REFRCT.CONSTR.MATRL	15 654	2 198	1 345	694 NAILS,SCREWS,NUTS,ETC.	220	134	79
663 MINERAL MANUFACTURES,NES	962	459	273	699 MANUFACTS.BASE METAL,NES	18	76	47
664 GLASS	205	116	66	712 STEAM TURBINES	14	156	95
665 GLASSWARE	171	219	129	713 INTRNL COMBUS PSTN ENGIN	192	200	125
666 POTTERY	85	262	158	714 ENGINES,MOTORS NON-ELECT	71	7 234	4 342
673 FLAT-ROLLED IRON ETC.	3 765	204	124	716 ROTATING ELECTRIC PLANT	224	2 132	1 300
676 IRON,STL.BAR,SHAPES ETC.	2 394	182	111	718 OTH.POWR.GENRTNG.MACHNRY	14	159	99
679 TUBES,PIPES,ETC.IRON,STL	46 172	6 201	3 748	741 HEATING,COOLING EQUIP.PART	198	935	579
682 COPPER	38	54	32	742 PUMPS FOR LIQUIDS,PARTS	47	309	187
684 ALUMINIUM	50	56	34	743 PUMPS NES,CENTRIFUGS ETC	23	283	172
691 METALLIC STRUCTURES NES	2 167	941	555	744 MECHANICAL HANDLING EQUIP	12	200	118
692 CONTAINERS,STORAGE,TRNSP	49	85	53	746 BALL OR ROLLER BEARINGS	42	180	109
693 WIRE PRODUCTS EXCL.ELECT	804	278	165	747 TAPS,COCKS,VALVES,ETC.	36	274	162
694 NAILS,SCREWS,NUTS,ETC.	134	174	104	748 TRANSMISSIONS SHAFTS ETC	45	71	43
695 TOOLS	519	1 264	769	751 OFFICE MACHINES	8	167	103
696 CUTLERY	47	296	175	752 AUTOMATC,DATA PROC.EQUIP	4	201	117
697 HOUSEHOLD EQUIPMENT,NES	214	442	266	759 PARTS,FOR OFFICE MACHINS	39	149	90
699 MANUFACTS.BASE METAL,NES	380	979	582	764 TELECOMM.EQUIP.PARTS NES	35	1 446	882
700 CPL IND PLANT (84/85/87)	209	10 123	6 272	771 ELECT POWER MACHNY,PARTS	2 054	5 994	3 534
712 STEAM TURBINES	11	571	342	772 ELEC.SWITCH.RELAY.CIRCUIT	126	269	156
713 INTRNL COMBUS PSTN ENGIN	280	1 363	818	776 TRANSISTORS,VALVES,ETC.	4	172	106
714 ENGINES,MOTORS NON-ELECT	135	10 423	6 291	778 ELECTRIC.MACH.APPART.NES	11	467	279
716 ROTATING ELECTRIC PLANT	173	597	361	781 PASS.MOTOR VEHCLS.EX.BUS	80	2 086	1 239
718 OTH.POWR.GENRTNG.MACHNRY	13	98	57	782 GOODS,SPCL TRANSPORT VEH	48	162	94
721 AGRIC.MACHINES,EX.TRACTR	330	383	232	786 TRAILERS,SEMI-TRAILR,ETC	70	500	308
722 TRACTORS	96	107	65	787 AIRCRAFT,ASSOCTD.EQUIPNT	32	1 729	1 047
723 CIVIL ENGINEERING EQUIPT	1 429	1 341	811	831 TRUNK,SUIT-CASES,BAG,ETC	154	347	217
724 TEXTILE,LEATHER MACHINES	9	73	45	841 MENS,BOYS CLOTHING,X-KNIT	14 029	34 826	21 158
726 PRINTNG,BOOKBINDNG MACHS	1 143	7 346	4 522	842 WOMEN,GIRL CLOTHING,XKNIT	5 833	19 215	11 634
727 FOOD-PROCESS.MCH,NON DOM	1 483	6 515	3 818	843 MENS,BOYS CLOTHING,KNIT	3 147	7 000	4 244
728 OTH.MACH,PTS,SPCL INDUST	615	2 092	1 264	844 WOMEN,GIRLS CLOTHING,KNIT	6 156	11 980	7 240
731 METAL REMOVAL WORK TOOLS	152	733	458	845 OTHR.TEXTILE APPAREL,NES	57 696	93 293	56 528
733 MACH-TOOLS,METAL-WORKING	126	139	85	846 CLOTHING ACCESSRS,FABRIC	1 191	2 785	1 661
737 METALWORKING MACHNRY NES	36	215	130	848 CLOTHING,NONTXTL;HEADGEAR	331	2 831	1 702
741 HEATING,COOLING EQUIP.PART	352	1 043	621	872 MEDICAL INSTRUMENTS NES	4	89	52
742 PUMPS FOR LIQUIDS,PARTS	486	3 744	2 248	874 MEASURE,CONTROL INSTRMNT	36	1 959	1 179
743 PUMPS NES,CENTRIFUGS ETC	389	6 328	3 828	882 PHOTO.CINEMATOGRPH.SUPPL	41	201	123
				885 WATCHES AND CLOCKS	3	242	146
				892 PRINTED MATTER	74	62	32

7 IMPORTS AND EXPORTS (SPECIAL TRADE) BY COUNTRIES OF PRODUCTION AND CONSUMPTION AND BY GROUPS OF THE SITC-REV. III 1993

GROUP DESCRIPTION	DT = 100 KG	1 000 DM	1 000 \$	GROUP DESCRIPTION	DT = 100 KG	1 000 DM	1 000 \$
899 ARTICLES,NES,OF PLASTICS	709	338	203	679 TUBES,PIPES,ETC. IRON, STL	197 627	38 836	23 669
897 GOLD, SILVERWARE, JEWEL NES	4	3 143	1 896	681 SILVER, PLATINUM, ETC.	854	16 913	10 328
898 MUSICAL INSTRUMENTS, ETC.	44	556	332	682 COPPER	3 107	2 519	1 532
899 MISC MANUFACTURED GOODS NES	7	244	148	683 NICKEL	2 128	7 469	4 568
971 GOLD, NONMONTARY EXCL DRES		525	322	684 ALUMINIUM	3 900	3 555	2 130
				685 LEAD	850	198	121
EXPORTS	3 825 458	2 205 865	1 332 657	686 ZINC	1 460	361	222
001 LIVE ANIMALS	1 417	625	371	689 MISC. NON-FERR. BASE METAL	185	263	164
011 BOVINE MEAT	5 016	2 638	1 601	691 METALLIC STRUCTURES NES	22 600	14 351	8 683
012 OTHER MEAT, MEAT OFFAL	305	88	53	692 CONTAINERS, STORAGE, TRNSP	5 415	3 203	1 951
017 MEAT, OFFL. PRPD, PRSVD, NES	153	76	43	693 WIRE PRODUCTS EXCL. ELECT	3 032	1 250	759
022 MILK AND CREAM	40 683	5 943	3 610	694 NAILS, SCREWS, NUTS, ETC.	4 210	4 340	2 608
023 BUTTER, OTHER FAT OF MILK	1 135	428	258	695 TOOLS	4 518	15 334	9 259
024 CHEESE AND CURD	4 339	2 539	1 568	696 CUTLERY	2 845	12 023	7 265
025 EGGS, BIRDS, YOLKS, ALBUMIN	1 031	173	106	697 HOUSEHOLD EQUIPMENT, NES	3 359	5 623	3 379
046 MEAL, FLOUR OF WHEAT, MSLN	22 086	4 397	290	699 MANUFACT. BASE METAL, NES	17 825	20 385	12 276
048 CEREAL PREPARATIONS	11 685	8 336	5 033	700 CPL IND PLANT (84/85/87)	49 177	178 464	108 826
056 VEGETABLES, PRPD, PRSVD, NES	1 346	544	329	711 STEAM GENER. BOILERS, ETC.	14 384	21 133	12 911
058 FRUIT, PRESERVED, PREPARED	1 567	294	179	712 STEAM TURBINES	474	7 650	4 561
061 SUGARS, MOLASSES, HONEY	1 454 314	62 431	37 743	713 INTRNL COMBUS PSTN ENGIN	8 356	30 565	18 485
062 SUGAR CONFECTIONERY	615	367	225	714 ENGINES, MOTORS NON-ELECT	12 022	124 310	75 694
071 COFFEE, COFFEE SUBSTITUTE	939	805	486	716 ROTATING ELECTRIC PLANT	3 325	9 145	5 454
072 COCOA	199	79	48	718 OTH. POWR. GENRTNG. MACHNRY	417	2 424	1 468
073 CHOCOLATE, OTH. COCOA PREP	1 609	1 060	635	721 AGRIC. MACHINES, EX. TRACTR	6 583	7 769	4 700
081 ANIMAL FEED STUFF	4 344	1 204	728	722 TRACTORS	147	361	213
091 MARGARINE AND SHORTENING	2 830	498	303	723 CIVIL ENGINEERING EQUIPT	29 221	27 194	16 394
098 EDIBLE PROD. PREPRTNS, NES	7 666	5 337	3 231	724 TEXTILE, LEATHER MACHINES	2 950	9 876	5 861
111 NON-ALCOHOL. BEVERAGE, NES	5 714	831	503	725 PAPER, PULP MILL MACHINES	963	3 134	1 861
112 ALCOHOLIC BEVERAGES	10 637	1 733	1 037	726 PRINTNG, BOOKBINDNG MACHS	6 531	24 944	15 078
122 TOBACCO, MANUFACTURED	11 766	20 029	12 184	727 FOOD-PROCESS. MCH. NON DOM	563	4 207	2 539
232 SYNTHETIC RUBBER, ETC.	15 645	2 608	1 574	728 OTH. MACH. PTS, SPCL INDUST	16 625	32 464	19 488
246 WOOD IN CHIPS, PARTICLES	12 716	124	73	731 METAL REMOVAL WORK TOOLS	14 789	2 975	1 776
248 WOOD, SIMPLY WORKED	9 411	462	281	733 MACH-TOOLS, METAL-WORKING	4 369	1 769	1 071
266 SYNTHETIC FIBRES	191	181	106	735 PARTS, NES, FOR MACH-TOOLS	619	1 615	972
268 WOOL, OTHER ANIMAL HAIR	197	85	50	737 METALWORKING MACHNRY NES	437	866	532
269 WORN CLOTHING, TEXTL. ARTL	301	71	42	741 HEATING, COOLING EQUIP, PART	5 167	16 616	10 038
273 STONE, SAND AND GRAVEL	6 096	122	70	742 PUMPS FOR LIQUIDS, PARTS	4 119	17 335	10 395
278 OTHER CRUDE MINERALS	42 996	274	166	743 PUMPS NES, CENTRIFUGS ETC	7 445	35 000	21 255
288 NON-FERROUS WASTE, SCRAP	361	54	32	744 MECHANICAL HANDLING EQUIP	16 230	16 099	9 710
291 CRUDE ANIMAL MATERLS, NES	47	133	79	745 OTH. NONELEC MCH, TOOL, NES	9 072	13 121	7 917
292 CRUDE VEG. MATERIALS, NES	90	117	67	746 BALL OR ROLLER BEARINGS	6 405	11 146	6 719
322 BRIQUETTES, LIGNITE, PEAT	48 825	957	582	747 TAPS, COCKS, VALVES, ETC.	12 045	36 297	21 967
334 PETROLEUM PRODUCTS	7 044	2 156	1 320	748 TRANSMISSIONS SHAFTS ETC	2 465	10 059	6 096
335 RESIDUAL PETROL. PRODUCTS	3 159	530	319	749 NON-ELECT MACH. PARTS, ETC	4 458	12 895	7 765
431 ANIMAL, VEG. FATS, OILS, NES	2 413	491	298	751 OFFICE MACHINES	537	1 924	1 154
511 HYDROCARBONS, NES, DERIVTS	7 767	1 439	869	752 AUTOMATC. DATA PROC. EQUIP	667	9 504	5 740
512 ALCOHOL, PHENOL, ETC. DERIV	11 931	1 832	1 108	759 PARTS, FOR OFFICE MACHINS	53	1 016	610
513 CARBOXYLIC ACIDS, DERIVTS	14 721	2 024	1 212	761 TELEVISION RECEIVERS ETC	351	1 378	835
514 NITROGEN-FUNCT. COMPOUNDS	9 300	2 540	1 530	762 RADIO-BROADCAST RECEIVER	61	596	359
515 ORGANO-INORGANIC COMPNDS	288	398	240	763 SOUND RECORDER, PHONOGRPH	31	1 201	725
516 OTHER ORGANIC CHEMICALS	4 056	1 868	1 120	764 TELECOMM. EQUIP. PARTS NES	2 544	18 952	11 447
522 INORGANIC CHEM. ELEMENTS	16 113	3 780	2 285	771 ELECT. POWER MACHNRY. PARTS	21 710	26 053	15 850
523 METAL. SALTS, INORGAN. ACID	88 600	4 385	2 640	772 ELEC. SWITCH, RELAY, CIRCUIT	13 803	71 829	43 241
524 OTHER CHEMICAL COMPOUNDS	107	79	51	773 ELECTR. DISTRIB. EQPT NES	23 164	18 195	10 950
531 SYNTH. COLOURS, LAKES, ETC.	697	2 416	1 463	774 ELECTRO-MEDCL. XRAY EQUIP	259	5 862	3 543
533 PIGMENTS, PAINTS, ETC.	14 438	7 733	4 683	775 OTH. ELEC. NON-ELEC. EQUIPT	20 688	39 030	23 507
541 MEDICINES, ETC. EXC. GRP542	732	5 355	3 239	776 TRANSISTORS, VALVES, ETC.	2	2 041	1 233
542 MEDICAMENTS	5 470	20 340	12 308	778 ELECTRIC MACH. APPART. NES	9 935	25 594	15 431
551 ESSENTL. OIL, PERFUME, FLAVR	297	663	403	781 PASS. MOTOR VEHCLS. EX. BUS	80 420	271 756	163 580
553 PERFUMERY, COSMETICS, ETC.	16 213	25 226	15 260	782 GOODS, SPCL TRANSPORT VEH	130 785	139 869	84 215
554 SOAP, CLEANERS, POLISH, ETC	15 439	5 459	3 304	783 ROAD MOTOR VEHICLES NES	19 827	15 626	9 388
562 FERTILIZER, EXCEPT GRP272	32 306	1 838	1 096	784 PARTS, TRACTORS, MOTOR VEH	33 392	68 483	41 223
571 POLYMERS OF ETHYLENE	23 203	3 111	1 848	785 CYCLES, MOTORCYCLES ETC.	69	99	61
572 POLYMERS OF STYRENE	5 061	822	496	786 TRAILERS, SEMI-TRAILR, ETC	13 392	7 928	4 790
573 POLYMERS, VINYL CHLORIDE	702	459	281	791 RAILWAY VEHICLES, EQUIPNT	26	66	40
574 POLYACETAL, POLYCARBONATE	58 416	14 628	8 792	792 AIRCRAFT, ASSOCID. EQUIPNT	191	9 633	5 831
575 OTH. PLASTIC, PRIMARY FORM	45 162	14 912	9 006	793 SHIP, BOAT, FLOAT, STRUCTRS	2 229	764	454
579 PLASTIC WASTE, SCRAP ETC	225	56	34	800 CPL IND PLANT CHAP 90/94	405	3 392	2 044
581 PLASTIC TUBE, PIPE, HOSE	3 215	1 978	1 195	811 PREFABRICATED BUILDINGS	275	101	61
582 PLASTIC PLATE, SHEETS, ETC	10 171	7 276	4 386	812 PLUMBING, SANITRY, EQPT, ETC	3 679	2 486	1 501
583 MONOFILAMENT OF PLASTICS	618	576	349	813 LIGHTING FIXTURES ETC. NES	5 682	14 095	8 563
591 INSECTICIDES, ETC.	2 432	2 898	1 744	821 FURNITURE, CUSHIONS, ETC.	6 131	6 321	3 817
592 STARCHES, INULIN, ETC.	15 747	3 303	1 999	831 TRUNK, SUIT-CASES, BAG, ETC	252	1 604	965
597 PREPRED ADDITIVES, LIQUIDS	25 164	11 065	6 676	841 MENS, BOYS CLOTHING, X-KNIT	251	3 760	2 279
598 MISC. CHEMICAL PRODS. NES	30 600	12 486	7 549	842 WOMEN, GIRL CLOTHING, X-KNIT	205	4 577	2 785
600 CPL IND PLANT CHAP 69-76	25 186	24 554	14 663	843 MENS, BOYS CLOTHING, KNIT	13	114	67
612 MANUFACT. LEATHER ETC. NES	8	114	71	844 WOMEN, GIRLS CLOTHING, KNIT	43	591	347
621 MATERIALS OF RUBBER	4 654	3 362	2 019	845 OTHR. TEXTILE APPAREL, NES	194	2 283	1 374
625 RUBBER TYRES, TUBES, ETC.	8 229	5 915	3 572	846 CLOTHING ACCESSRS, FABRIC	205	1 377	835
629 ARTICLES OF RUBBER, NES	3 110	4 784	2 873	848 CLOTHING, NONXTL; HEADGEAR	187	873	528
634 VENEERS, PLYWOOD, ETC.	1 508	420	254	851 FOOTWEAR	582	3 625	2 185
635 WOOD MANUFACTURES, NES	5 255	2 078	1 249	871 OPTICAL INSTRUMENTS, NES	77	1 621	976
641 PAPER AND PAPERBOARD	155 403	19 682	11 813	872 MEDICAL INSTRUMENTS NES	643	9 394	5 677
642 PAPER, PAPERBOARD, CUT ETC	34 778	9 756	5 895	873 METERS, COUNTERS, NES	83	578	347
651 TEXTILE YARN	511	1 075	650	874 MEASURE, CONTROL INSTRMNT	1 358	32 540	19 609
652 COTTON FABRICS, WOVEN	805	2 591	1 564	881 PHOTOGRAPH APPAR. ETC. NES	298	2 753	1 667
653 FABRICS, MAN-MADE FIBRES	2 019	7 194	4 330	882 PHOTO. CINEMATOGRPH. SUPPL	8 930	12 978	7 804
654 OTH. TEXTILE FABRIC, WOVEN	293	808	492	884 OPTICAL GOODS NES	41	2 633	1 613
655 KNIT, CROCHET, FABRIC NES	638	2 349	1 424	885 WATCHES AND CLOCKS	154	6 056	3 636
656 TULLE, LACE, EMBROIDRY, ETC	42	185	116	891 ARMS AND AMMUNITION	863	3 905	2 351
657 SPECIAL YARN, TXTL. FABRIC	7 703	6 975	4 176	892 PRINTED MATTER	1 237	2 180	1 312
658 TEXTILE ARTICLES NES	384	1 332	803	893 ARTICLES, NES, OF PLASTICS	7 035	9 456	5 722
659 FLOOR COVERINGS, ETC.	744	994	592	894 BABY CARRIAGE, TOYS, GAMES	1 450	1 996	1 196
661 LIME, CEMENT, CONSTR. MATRL	49 591	903	547	895 OFFICE, STATIONERY SUPPLS	3 076	9 447	5 696
662 CLAY, REFRCT. CONSTR. MATRL	80 677	9 528	5 764	896 WORKS OF ART, ANTIQUE ETC	4	70	41
663 MINERAL MANUFACTURES, NES	10 594	6 103	3 684	897 GOLD, SILVERWARE, JEWEL NES	7	10 273	6 204
664 GLASS	11 605	2 508	1 513	898 MUSICAL INSTRUMENTS, ETC.	317	3 169	1 912
665 GLASSWARE	15 012	4 757	2 870	899 MISC MANUFACTRD GOODS NES	2 247	4 815	2 898
666 POTTERY	4 116	10 973	6 710	941 COMPL IND PLANT CHAPT 99	433	3 114	1 887
667 PEARLS, PRECIOUS STONES				971 GOLD, NONMONTARY EXCL DRES	22	42 479	25 774
671 PIG IRON, SPIEGELEISN, ETC	1 021	75	45				
673 FLAT-ROLLED IRON ETC.	144 225	9 242	5 555	OMAN			
674 FLAT-ROLLED PLATED IRON	78 757	7 631	4 540	IMPORTS	3 308	12 247	7 416
675 FLAT-ROLLED, ALLOY STEEL	1 642	256	156				
676 IRON, STL. BAR, SHAPES ETC	41 092	3 300	2 007	034 FISH, FRESH, CHILLED, FRPZN	1 811	732	443
677 RAILWAY TRACK IRON, STEEL	340	62	37	541 MEDICINES, ETC. EXC. GRP542	199	2 151	1 312
678 WIRE OF IRON OR STEEL	737	385	233	658 TEXTILE ARTICLES NES	487	957	574

7 IMPORTS AND EXPORTS (SPECIAL TRADE) BY COUNTRIES OF PRODUCTION AND CONSUMPTION AND BY GROUPS OF THE SITC-REV. III 1993

GROUP DESCRIPTION	DT = 100 KG	1 000 DM	1 000 \$	GROUP DESCRIPTION	DT = 100 KG	1 000 DM	1 000 \$
712 STEAM TURBINES	1	56	34	745 OTH.NONELEC MCH,TOOL,NES	567	2 882	1 730
713 INTRNL COMBUS PSTN ENGIN	80	90	54	746 BALL OR ROLLER BEARINGS	33	414	250
742 PUMPS FOR LIQUIDS,PARTS	16	185	108	747 TAPS,COCKS,VALVES,ETC.	1 507	5 366	3 214
752 AUTOMATC.DATA PROC.EQUIP		326	193	748 TRANSMISSIONS SHAFTS ETC	186	1 603	971
764 TELECOMM.EQUIP.PARTS NES	12	429	259	749 NON-ELECT MACH.PARTS,ETC	599	2 135	1 290
778 ELECTRIC.MACH.APPART.NES	4	107	63	751 OFFICE MACHINES	244	2 456	1 461
841 MENS,BOYS CLOTHING,X-KNIT	20	75	44	752 AUTOMATC.DATA PROC.EQUIP	87	2 210	1 346
844 WOMEN,GIRLS CLOTHING.KNIT	123	311	181	753 PARTS,FOR OFFICE MACHINS	17	437	269
874 MEASURE,CONTROL INSTRMNT	4	84	52	763 SOUND RECORDER,PHONOGRPH	4	149	88
885 WATCHES AND CLOCKS		50	30	764 TELECOMM.EQUIP.PARTS NES	231	7 831	4 700
EXPORTS	439 873	309 913	187 265	771 ELECT POWER MACHNY.PARTS	155	379	223
011 BOVINE MEAT	617	310	186	772 ELEC.SWITCH.RELAY.CIRCUIT	892	4 969	2 986
017 MEAT,OFFL.PRPD,PRSVD,NES	100	64	40	773 ELECTR DISTRIB.EQPT NES	3 431	3 223	1 913
022 MILK AND CREAM	30 238	5 136	3 116	774 ELECTRO-MEDCL,XRAY EQUIP	66	1 888	1 133
024 CHEESE AND CURD	125	61	36	775 DOM.ELEC,NON-ELEC.EQUIPT	717	1 835	1 101
025 EGGS,BIRDS,YOLKS,ALBUMIN	181	83	50	776 TRANSISTORS,VALVES,ETC.	2	282	169
048 CEREAL PREPARATIONS	1 518	1 129	682	778 ELECTRIC.MACH.APPART.NES	1 394	4 229	2 557
061 SUGARS,MOLASSES,HONEY	202 556	8 252	4 977	781 PASS.MOTOR VEHCLS.EX.BUS	21 416	94 072	56 953
071 COFFEE,COFFEE SUBSTITUTE	159	128	75	782 GOODS,SPCL TRANSPORT VEH	6 245	8 048	4 860
081 ANIMAL FEED STUFF	5 195	475	286	783 ROAD MOTOR VEHICLES NES	6 463	8 635	5 225
091 MARGARINE AND SHORTENING	360	50	31	784 PARTS,TRACTORS,MOTOR VEH	2 963	9 291	5 604
098 EDIBLE PROD.PREPRTS,NES	1 289	1 612	975	786 TRAILERS,SEMI-TRAILR,ETC	1 570	1 346	823
112 ALCOHOLIC BEVERAGES	6 599	791	481	812 PLUMBING,SANITRY,EQPT.ETC	302	233	137
122 TOBACCO, MANUFACTURED	824	1 346	801	813 LIGHTING FIXTURES ETC.NES	814	2 902	1 752
232 SYNTHETIC RUBBER, ETC.	980	160	96	821 FURNITURE,CUSHIONS,ETC.	1 620	1 764	1 062
248 WOOD, SIMPLY WORKED	310	56	34	831 TRUNK,SUIT-CASES,BAG,ETC	8	128	72
272 FERTILIZERS, CRUDE	1 500	229	140	841 MENS,BOYS CLOTHING,X-KNIT	8	170	104
281 IRON ORE, CONCENTRATES	765	75	45	842 WOMEN,GIRL CLOTHING,XKNIT	5	170	100
322 BRIQUETTES,LIGNITE,PEAT	17 983	323	196	845 OTHR.TEXTILE APPAREL,NES	5	112	67
334 PETROLEUM PRODUCTS	321	165	98	846 CLOTHING ACCESSRS,FABRIC	5	90	50
335 RESIDUAL PETROL.PRODUCTS	523	71	43	848 CLOTHING,NONXTL;HEADGEAR	23	66	39
513 CARBOXYLIC ACIDS,DERIVTS	1 121	364	219	851 FOOTWEAR	147	798	490
514 NITROGEN-FUNCT.COMPOUNDS	3 460	1 093	661	871 OPTICAL INSTRUMENTS,NES	9	371	219
516 OTHER ORGANIC CHEMICALS	177	315	196	872 MEDICAL INSTRUMENTS NES	230	2 194	1 324
522 INORGANIC CHEM.ELEMENTS	1 370	365	221	873 METERS,COUNTERS,NES	29	235	138
523 METAL.SALTS,INORGAN.ACID	1 534	186	111	874 MEASURE,CONTROL INSTRMNT	300	6 528	3 970
531 SYNTH.COLOURS,LAKES,ETC.	59	190	111	881 PHOTOGRAPH APPAR.ETC.NES	58	2 232	1 358
533 PIGMENTS, PAINTS, ETC.	1 185	588	352	882 PHOTO.CINEMATOGPH.SUPPL	592	767	469
541 MEDICINES,ETC.EXC.GRP542	1 597	8 089	4 892	884 OPTICAL GOODS NES	1	271	164
542 MEDICAMENTS	6 573	5 886	3 600	885 WATCHES AND CLOCKS	4	167	98
553 PERFUMERY,COSMETICS,ETC.	2 821	4 118	2 492	891 ARMS AND AMMUNITION	3	54	34
554 SOAP,CLEANERS,POLISH,ETC	1 643	567	344	892 PRINTED MATTER	134	185	107
562 FERTILIZER,EXCEPT GRP272	4 561	392	893	893 ARTICLES,NES,OF PLASTICS	509	926	556
572 POLYMERS OF STYRENE	5 728	845	509	894 BABY CARRIAGE,TOYS,GAMES	34	56	30
573 POLYMERS,VINYL CHLORIDE	78	49	31	895 OFFICE,STATIONERY SUPPLS	214	583	355
574 POLYACETAL,POLYCARBONATE	1 333	315	195	896 WORKS OF ART,ANTIQU ETC	1	55	34
575 OTH.PLASTIC,PRIMARY FORM	1 822	581	356	897 GOLD,SILVERWARE,JEWEL NES	7	1 209	729
581 PLASTIC TUBE,PIPE,HOSE	67	119	67	898 MUSICAL INSTRUMENTS,ETC.	47	236	144
582 PLASTIC PLATE,SHEETS,ETC	2 437	1 726	1 041	899 MISC MANUFCTRD GOODS NES	312	284	172
591 INSECTICIDES, ETC.	656	892	538	971 GOLD,NONMONTRY EXCL ORES		312	191
592 STARCHES,INULIN,ETC.	771	752	457	YEMEN			
593 EXPLOSIVES,PYROTECHNICS	32	188	112	IMPORTS	5 901 357	145 595	88 548
597 PREPRO ADDITIVES,LIQUIDS	147	65	40	036 CRUSTACEANS,MOLLUSCS ETC	82	288	172
598 MISC.CHEMICAL PRODTS.NES	5 576	2 742	1 653	288 NON-FERROUS WASTE,SCRAP	969	190	116
612 MANUFACT.LEATHER ETC.NES	9	55	34	292 CRUDE VEG.MATERIALS,NES	231	109	66
621 MATERIALS OF RUBBER	552	401	243	293 PETROLEUM OILS, CRUDE	5 899 677	144 231	87 719
625 RUBBER TYRES,TUBES,ETC.	1 208	825	502	713 INTRNL COMBUS PSTN ENGIN	103	58	35
629 ARTICLES OF RUBBER, NES	216	582	347	752 AUTOMATC.DATA PROC.EQUIP	1	53	32
634 VENEERS, PLYWOOD, ETC.	66	79	48	896 WORKS OF ART,ANTIQU ETC		68	42
635 WOOD MANUFACTURES, NES	310	111	66	EXPORTS	766 191	118 271	71 395
641 PAPER AND PAPERBOARD	9 590	1 420	856	001 LIVE ANIMALS	9 446	1 810	1 085
642 PAPER,PAPERBOARD,CUT ETC	2 774	1 372	833	022 MILK AND CREAM	3 943	1 275	773
651 TEXTILE YARN	234	177	107	024 CHEESE AND CURD	718	277	167
652 COTTON FABRICS, WOVEN	18	65	38	041 WHEAT, MESLIN, UNMILLED	102 244	1 716	1 009
653 FABRICS,MAN-MADE FIBRES	42	135	83	046 MEAL.FLOUR OF WHEAT,MSLN	241 000	6 241	3 811
654 OTH.TEXTILE FABRIC,WOVEN	58	66	38	048 CEREAL PREPARATIONS	256	174	104
655 KNIT.CROCHET.FABRIC NES	12	52	32	061 SUGARS,MOLASSES,HONEY	140 327	6 716	4 066
657 SPECIAL YARN,TXTL.FABRIC	714	600	363	081 ANIMAL FEED STUFF	277	135	83
658 TEXTILE ARTICLES NES	52	127	77	088 EDIBLE PROD.PREPRTS,NES	154	209	126
662 CLAY,REFRCT.CONSTR.MATRL	8 712	1 186	721	112 ALCOHOLIC BEVERAGES	2 183	362	222
663 MINERAL MANUFACTURES,NES	856	502	299	231 NATURAL RUBBER, ETC.	474	157	94
664 GLASS	2 347	297	181	232 SYNTHETIC RUBBER, ETC.	1	129	81
665 GLASSWARE	186	416	251	267 OTHER MAN-MADE FIBRES	1 436	971	583
666 POTTERY	75	222	136	269 WORN CLOTHING,TEXTL.ARTL	672	75	45
673 FLAT-ROLLED IRON ETC.	8 926	596	361	278 OTHER CRUDE MINERALS	20 225	62	37
675 FLAT-ROLLED, ALLOY STEEL	373	73	43	334 PETROLEUM PRODUCTS	5 352	705	423
679 TUBES,PIPES,ETC.IRON,STL	1 650	516	309	431 ANIMAL,VEG.FATS,OILS,NES	2 180	440	269
682 COPPER	388	321	194	512 ALCOHOL,PHENOL,ETC.DERIV	879	157	96
684 ALUMINIUM	330	419	256	513 CARBOXYLIC ACIDS,DERIVTS	1 069	289	178
691 METALLIC STRUCTURES NES	108	161	100	514 NITROGEN-FUNCT.COMPOUNDS	280	87	52
692 CONTAINERS,STORAGE,TRNSP	779	436	260	515 ORGANO-INORGANIC COMPNDS	13	56	34
693 WIRE PRODUCTS EXCL.ELECT	61	123	73	516 OTHER ORGANIC CHEMICALS	70	83	52
694 NAILS,SCREWS,NUTS,ETC.	241	345	210	522 INDRGANIC CHEM.ELEMENTS	8 548	589	358
695 TOOLS	391	1 197	722	523 METAL.SALTS,INORGAN.ACID	5 835	416	248
696 CUTLERY	22	134	88	524 OTHER CHEMICAL COMPOUNDS	985	132	77
697 HOUSEHOLD EQUIPMENT,NES	191	407	251	531 SYNTH.COLOURS,LAKES,ETC.	38	156	94
699 MANUFACTS.BASE METAL,NES	877	1 559	942	532 DYEING,TANNING MATERIALS	192	80	48
700 CPL IND PLANT (84/85/87)	151	884	530	533 PIGMENTS, PAINTS, ETC.	6 958	1 913	1 154
711 STEAM GENER.BOTILERS,ETC.	29	147	88	541 MEDICINES,ETC.EXC.GRP542	112	744	453
712 STEAM TURBINES	454	7 031	4 376	542 MEDICAMENTS	710	3 072	1 844
713 INTRNL COMBUS PSTN ENGIN	2 957	8 379	4 983	551 ESSNTL.OIL,PERFUME,FLAVR	496	1 084	660
716 ROTATING ELECTRIC PLANT	1 217	3 664	2 170	553 PERFUMERY,COSMETICS,ETC.	560	573	339
718 OTH.POWR.GENRTNG.MACHNRY	29	147	90	554 SOAP,CLEANERS,POLISH,ETC	5 580	966	572
721 AGRIC.MACHINES,EX.TRACTR	51	75	46	562 FERTILIZER,EXCEPT GRP272	30 027	799	486
722 TRACTORS	252	362	219	571 POLYMERS OF ETHYLENE	660	55	34
723 CIVIL ENGINEERING EQUIPT	1 870	2 098	1 273	572 POLYMERS OF STYRENE	450	106	62
724 TEXTILE,LEATHER MACHINES	16	97	60	573 POLYMERS,VINYL CHLORIDE	6 905	660	408
726 PRINTING,BOOKBINDNG MACHS	252	1 204	750	574 POLYACETAL,POLYCARBONATE	7 997	1 118	681
727 FOOD-PROCESS.MCH.NON DOM	1 246	4 437	2 730	575 OTH.PLASTIC,PRIMARY FORM	3 376	981	595
728 OTH.MACH,PTS,SPCL INDUST	1 834	3 626	2 179	581 PLASTIC TUBE,PIPE,HOSE	599	210	127
733 MACH-TOOLS,METAL-WORKING	41	95	59	582 PLASTIC PLATE,SHEETS,ETC	258	205	120
735 PARTS,NES,FOR MACH-TOOLS	60	147	86	591 INSECTICIDES, ETC.	2 769	2 469	1 493
741 HEATING,COOLING EQUIP,PART	872	2 037	1 227	592 STARCHES,INULIN,ETC.	1 804	537	322
742 PUMPS FOR LIQUIDS,PARTS	280	2 665	1 597				
743 PUMPS NES,CENTRIFUGS ETC	1 361	11 758	6 994				
744 MECHANICAL HANDLING EQUIP	1 017	1 514	925				

7 IMPORTS AND EXPORTS (SPECIAL TRADE) BY COUNTRIES OF PRODUCTION AND CONSUMPTION AND BY GROUPS OF THE SITC-REV. III 1993

GROUP DESCRIPTION	DT = 100 KG	1 000 DM	1 000 \$	GROUP DESCRIPTION	DT = 100 KG	1 000 DM	1 000 \$
593 EXPLOSIVES, PYROTECHNICS	7 235	2 990	1 833	724 TEXTILE, LEATHER MACHINES	184	486	283
597 PREPRED ADDITIVES, LIQUIDS	138	80	49	741 HEATING, COOLING EQUIP, PART	5	61	37
598 MISC. CHEMICAL PRODS, NES	2 503	1 622	979	748 TRANSMISSIONS SHAFTS ETC	8	52	31
621 MATERIALS OF RUBBER	16	61	37	749 NON-ELECT MACH. PARTS, ETC	25	75	45
625 RUBBER TYRES, TUBES, ETC.	186	182	113	759 PARTS, FOR OFFICE MACHINS	1	140	82
629 ARTICLES OF RUBBER, NES	189	429	257	764 TELECOMM. EQUIP, PARTS NES	23	663	393
635 WOOD MANUFACTURES, NES	438	80	48	774 ELECTRO-MEDCL. XRAY EQUIP	30	132	80
641 PAPER AND PAPERBOARD	22 559	1 892	1 151	776 TRANSISTORS, VALVES, ETC.	1	173	108
642 PAPER, PAPERBOARD, CUT ETC	4 714	3 095	1 862	778 ELECTRIC. MACH. APPART. NES	253	203	123
657 SPECIAL YARN, TXTL. FABRIC	60	62	37	781 PASS. MOTOR VEHCLS. EX. BUS	408	721	434
662 CLAY, REFRCT. CONSTR. MATRL	7 888	813	476	782 GOODS, SPCL. TRANSPORT VEH	3 493	459	276
663 MINERAL MANUFACTURES, NES	668	462	277	783 ROAD MOTOR VEHICLES NES	3 557	415	251
665 GLASSWARE	227	107	64	784 PARTS, TRACTORS, MOTOR VEH	832	1 302	782
673 FLAT-ROLLED IRON ETC.	18 967	991	586	813 LIGHTING FIXTURES ETC. NES	1 082	1 269	756
674 FLAT-ROLLED PLATED IRON	47 854	5 354	3 215	841 MENS, BOYS CLOTHING, X-KNIT	293	211	125
678 WIRE OF IRON OR STEEL	1 028	126	77	851 FOOTWEAR	153	193	118
679 TUBES, PIPES, ETC. IRON, STL	5 172	1 946	1 193	872 MEDICAL INSTRUMENTS NES	8	64	39
682 COPPER	529	263	159	898 MUSICAL INSTRUMENTS, ETC.	1	280	164
684 ALUMINIUM	40	91	54	899 MISC MANUFCTRD GOODS NES	81	103	61
689 MISC. NON-FERR. BASE METAL	20	225	131				
691 METALLIC STRUCTURES, NES	1 153	191	114	PAKISTAN			
692 CONTAINERS, STORAGE, TRANSP	487	456	273				
695 TOOLS	331	1 239	745	IMPORTS	1 870 818	952 289	576 092
699 MANUFACTS. BASE METAL, NES	623	472	281				
711 STEAM GENER. BOILERS, ETC.	94	156	95	001 LIVE ANIMALS	7	106	64
713 INTRNL COMBUS PSTN ENGIN	396	1 638	976	034 FISH, FRESH, CHILLED, FROZN	2 141	1 693	1 023
716 ROTATING ELECTRIC PLANT	198	477	291	036 CRUSTACEANS, MOLLUSCS ETC	1 918	1 244	742
723 CIVIL ENGINEERING EQUIPT	1 486	2 355	1 441	042 RICE	1 990	395	242
725 PAPER, PULP MILL MACHINES	22	99	61	056 VEGETABLES, PRPD, PRSVD, NES	216	735	440
726 PRINTING, BOOKBINDING MACHS	1 361	5 531	3 327	057 FRUIT, NUTS EXCL. OIL NUTS	7 815	1 752	1 051
727 FOOD-PROCESS. MCH. NON DOM	62	259	153	058 FRUIT, PRESERVED, PREPARED	418	108	66
728 OTH. MACH. PTS, SPCL. INDUST	597	2 113	1 294	059 FRUIT, VEGETABLE JUICES	10 190	2 308	1 402
731 METAL REMOVAL WORK TOOLS	149	590	359	061 SUGARS, MOLASSES, HONEY	933 485	10 889	6 565
733 MACH-TOOLS, METAL-WORKING	10	98	57	075 SPICES	246	80	48
735 PARTS, NES, FOR MACH-TOOLS	11	88	53	081 ANIMAL FEED STUFF	213 201	2 784	1 678
741 HEATING, COOLING EQUIP, PART	1 158	1 970	1 186	121 TOBACCO, UNMANUFACTURED	2 005	201	121
742 PUMPS FOR LIQUIDS, PARTS	174	1 292	773	223 OILSEED (OTH. FIX. VEG. OIL)	550	59	36
743 PUMPS NES, CENTRIFUGS ETC	109	755	463	263 COTTON	28 254	2 550	1 528
744 MECHANICAL HANDLING EQUIP	2 336	3 313	1 990	268 WOOL, OTHER ANIMAL HAIR	3 227	769	466
745 OTH. NONELEC MCH. TOOL, NES	1 618	7 602	4 638	269 WORN CLOTHING, TEXTL. ARTL	896	352	210
746 BALL OR ROLLER BEARINGS	75	356	219	289 PREC. METAL QRES, CONCRTRS	1	2 553	1 504
747 TAPS, COCKS, VALVES, ETC.	355	722	436	291 CRUDE ANIMAL MATERIALS, NES	1 647	7 634	4 622
748 TRANSMISSIONS SHAFTS ETC	44	228	140	292 CRUDE VEG. MATERIALS, NES	31 829	3 522	2 117
749 NON-ELECT MACH. PARTS, ETC	173	559	338	531 SYNTH. COLOURS, LAKES, ETC.	50	148	88
751 OFFICE MACHINES	65	324	203	592 STARCHES, INULIN, ETC.	3 000	2 530	1 525
752 AUTOMATC. DATA PROC. EQUIP	11	289	176	611 LEATHER	6 141	37 034	22 449
761 TELEVISION RECEIVERS ETC	10	50	31	612 MANUFACT. LEATHER ETC. NES	182	382	230
763 SOUND RECORDER, PHONOGRPH	5	247	150	635 WOOD MANUFACTURES, NES	248	185	107
764 TELECOMM. EQUIP. PARTS NES	29	1 247	751	651 TEXTILE YARN	30 014	14 174	8 584
771 ELECT POWER MACHNY. PARTS	456	604	354	652 COTTON FABRICS, WOVEN	58 466	37 311	22 529
772 ELEC. SWITCH, RELAY, CIRCUIT	80	497	293	653 FABRICS, MAN-MADE FIBRES	44 344	25 205	15 182
773 ELECTR. DISTRIBUT. EQUIP NES	70	110	68	655 KNIT, CROCHET, FABRIC NES	3 531	2 090	1 258
774 ELECTRO-MEDCL. XRAY EQUIP	32	824	487	656 TULLE, LACE, EMBROIDRY, ETC	1 736	1 777	1 075
775 DOM. ELEC. NON-ELEC. EQUIPT	230	663	393	657 SPECIAL YARN, TXTL. FABRIC	184	118	68
778 ELECTRIC. MACH. APPART. NES	865	1 510	906	658 TEXTILE ARTICLES NES	138 382	146 807	88 789
781 PASS. MOTOR VEHCLS. EX. BUS	1 924	7 361	4 414	659 FLOOR COVERINGS, ETC.	11 887	46 182	27 940
782 GOODS, SPCL. TRANSPORT VEH	1 075	1 863	1 110	661 LIME, CEMENT, CONSTR. MATRL	1 073	521	313
784 PARTS, TRACTORS, MOTOR VEH	71	399	234	665 GLASSWARE	255	180	108
786 TRAILERS, SEMI-TRAILR, ETC	1 928	1 597	953	667 PEARLS, PRECIOUS STONES	*	*	*
792 AIRCRAFT, ASSCOTO. EQUIPNT	1	135	79	683 WIRE PRODUCTS EXCL. ELECT	19 177	2 951	1 788
813 LIGHTING FIXTURES ETC. NES	155	403	242	694 NAILS, SCREWS, NUTS, ETC.	191	94	55
821 FURNITURE, CUSHIONS, ETC.	540	662	409	695 TOOLS	201	601	363
872 MEDICAL INSTRUMENTS NES	48	739	441	696 CUTLERY	1 788	3 385	2 044
873 METERS, COUNTERS, NES	181	136	81	697 HOUSEHOLD EQUIPMENT, NES	558	632	382
874 MEASURE, CONTROL INSTRMNT	173	1 536	939	699 MANUFACTS. BASE METAL, NES	303	530	325
881 PHOTOGRAPH APPAR. ETC. NES	7	79	48	712 STEAM TURBINES	16	550	331
882 PHOTO. CINEMATOGRPH. SUPPL	343	602	361	714 ENGINES, MOTORS NON-ELECT	1	161	96
892 PRINTED MATTER	78	183	108	716 ROTATING ELECTRIC PLANT	965	725	437
893 ARTICLES, NES, OF PLASTICS	817	796	489	737 METALWORKING MACHNRY NES	1	88	54
895 OFFICE, STATIONERY SUPPLS	15	66	40	778 ELECTRIC. MACH. APPART. NES	8	70	40
898 MUSICAL INSTRUMENTS, ETC.	1	51	33	813 LIGHTING FIXTURES ETC. NES	314	266	159
899 MISC MANUFCTRD GOODS NES	81	120	73	821 FURNITURE, CUSHIONS, ETC.	547	410	244
				831 TRUNK, SUIT-CASES, BAG, ETC	19 129	15 818	9 572
AFGHANISTAN				841 MENS, BOYS CLOTHING, X-KNIT	41 463	78 243	47 352
IMPORTS	87 065	26 645	16 087	842 WOMEN, GIRL CLOTHING, XKNIT	28 837	53 857	32 687
057 FRUIT, NUTS EXCL. OIL NUTS	2 427	483	299	843 MENS, BOYS CLOTHING, KNIT	17 940	23 851	14 414
212 FURSKINS, RAW	220	1 406	834	844 WOMEN, GIRLS CLOTHING, KNIT	64 329	101 959	61 829
291 CRUDE ANIMAL MATERIALS, NES	886	2 806	1 679	845 OTHR. TEXTILE APPAREL, NES	64 568	101 528	61 373
652 COTTON FABRICS, WOVEN	4 372	1 223	734	846 CLOTHING ACCESSRS, FABRIC	17 335	16 930	10 236
658 TEXTILE ARTICLES NES	43	149	87	848 CLOTHING, NONTXL; HEADGEAR	23 904	116 427	70 425
659 FLOOR COVERINGS, ETC.	8 479	18 373	11 057	851 FOOTWEAR	6 035	12 213	7 412
667 PEARLS, PRECIOUS STONES	*	*	87	872 MEDICAL INSTRUMENTS NES	2 587	21 154	12 776
793 SHIP, BOAT, FLOAT, STRUCTRS	69 952	1 510	934	874 MEASURE, CONTROL INSTRMNT	18	370	229
899 MISC MANUFCTRD GOODS NES	86	55	34	884 OPTICAL GOODS NES	*	50	31
EXPORTS	55 854	18 244	10 944	885 WATCHES AND CLOCKS	58	62	37
098 EDIBLE PROD. PREPRTNS, NES	50	66	39	892 PRINTED MATTER	42	69	44
122 TOBACCO, MANUFACTURED	191	291	176	894 BABY CARRIAGE, TOYS, GAMES	17 503	36 953	22 394
269 WORN CLOTHING, TEXTL. ARTL	3 640	404	245	895 OFFICE, STATIONERY SUPPLS	108	116	63
334 PETROLEUM PRODUCTS	8 481	933	560	896 WORKS OF ART, ANTIQUE ETC	79	134	80
513 CARBOXYLIC ACIDS, DERIVTS	122	102	64	897 GOLD, SILVERWARE, JEWEL NES	125	611	372
531 SYNTH. COLOURS, LAKES, ETC.	30	58	36	898 MUSICAL INSTRUMENTS, ETC.	195	350	211
542 MEDICAMENTS	14	53	32	899 MISC MANUFCTRD GOODS NES	132	269	159
553 PERFUMERY, COSMETICS, ETC.	5 645	3 032	1 818	EXPORTS	3 614 566	1 154 442	695 961
554 SOAP, CLEANERS, POLISH, ETC	951	460	276	001 LIVE ANIMALS	89	697	420
571 POLYMERS OF ETHYLENE	27	75	47	022 MILK AND CREAM	5 002	801	479
581 PLASTIC TUBE, PIPE, HOSE	228	57	33	041 WHEAT, MESLIN, UNMILLED	56 470	1 330	823
597 PREPRED ADDITIVES, LIQUIDS	1 907	502	304	061 SUGARS, MOLASSES, HONEY	32 637	2 082	1 252
651 TEXTILE YARN	3 953	1 037	624	081 ANIMAL FEED STUFF	476	221	136
654 OTH. TEXTILE FABRIC, WOVEN	369	52	32	111 NON-ALCOHOL. BEVERAGE, NES	2 137	141	87
659 FLOOR COVERINGS, ETC.	85	255	154	211 HIDES, SKINS (EX. FURS), RAW	3 086	912	554
696 CUTLERY	867	1 774	1 071	232 SYNTHETIC RUBBER, ETC.	22 761	4 698	2 838
699 MANUFACTS. BASE METAL, NES	214	62	38	245 FUEL WOOD, WOOD CHARCOAL	100	64	39
713 INTRNL COMBUS PSTN ENGIN	101	206	123	251 PULP AND WASTE PAPER	2 145	175	104
723 CIVIL ENGINEERING EQUIPT	638	620	363	263 COTTON	12 920	3 150	1 926
				265 SYNTHETIC FIBRES	11 860	3 075	1 865
				267 OTHER MAN-MADE FIBRES	3 353	2 024	1 208

7 IMPORTS AND EXPORTS (SPECIAL TRADE) BY COUNTRIES OF PRODUCTION AND CONSUMPTION AND BY GROUPS OF THE SITC-REV. III 1993

GROUP DESCRIPTION	DT = 100 KG	1 000 DM	1 000 \$	GROUP DESCRIPTION	DT = 100 KG	1 000 DM	1 000 \$
269 WORN CLOTHING, TEXTL. ARTL	88 667	7 606	4 615	744 MECHANICAL HANDLING EQUIP	9 763	15 282	9 130
273 STONE, SAND AND GRAVEL	4 325	57	34	745 OTH. NONELEC MCH, TOOL, NES	5 036	8 290	4 994
278 OTHER CRUDE MINERALS	20 126	761	459	746 BALL OR ROLLER BEARINGS	1 236	2 924	1 758
282 FERROUS WASTE AND SCRAP	5 807	123	75	747 TAPS, COCKS, VALVES, ETC.	1 311	6 356	3 874
285 ALUMINIUM ORE, CONCTR. ETC	863	115	69	748 TRANSMISSIONS SHAFTS ETC	4 758	9 494	5 772
287 ORE, CONCENTR. BASE METALS	6 795	474	285	749 NON-ELECT MACH. PARTS, ETC	935	3 625	2 191
288 NON-FERROUS WASTE, SCRAP	75 580	4 924	2 963	751 OFFICE MACHINES	48	245	151
292 CRUDE VEG. MATERIALS, NES	1 096	813	486	752 AUTOMATC. DATA PROC. EQUIP	58	1 227	743
334 PETROLEUM PRODUCTS	584 696	17 110	9 935	759 PARTS, FOR OFFICE MACHINS	7	114	71
335 RESIDUAL PETROL. PRODUCTS	2 510	436	263	764 TELECOMM. EQUIP. PARTS NES	8 237	136 862	82 592
431 ANIMAL, VEG. FATS, OILS, NES	1 991	505	304	771 ELECT. POWER MACHNY. PARTS	1 016	5 639	3 441
511 HYDROCARBONS, NES, DERIVTS	5 455	1 325	799	772 ELEC. SWITCH, RELAY, CIRCUIT	3 976	22 430	13 560
512 ALCOHOL, PHENOL, ETC. DERIV	57 585	4 189	2 538	773 ELECTR. DISTRIB. EQPT NES	3 186	7 136	4 279
513 CARBOXYLIC ACIDS, DERIVTS	90 519	12 676	7 644	774 ELECTRO-MEDCL. XRAY EQUIP	327	4 137	2 490
514 NITROGEN-FUNCT. COMPOUNDS	13 709	7 587	4 585	775 DOM. ELEC. NON-ELEC. EQUIPT	465	1 229	744
515 ORGANO-INORGANIC COMPNDS	3 909	25 013	15 089	776 TRANSISTORS, VALVES, ETC.	22	1 556	941
516 OTHER ORGANIC CHEMICALS	12 151	6 766	4 099	778 ELECTRIC MACH. APPART. NES	1 667	7 222	4 368
522 INORGANIC CHEM. ELEMENTS	121 091	7 101	4 289	781 PASS. MOTOR VEHCLS. EX. BUS	4 497	18 656	11 315
523 METAL. SALTS, INORGAN. ACID	22 776	3 436	2 073	782 GOODS, SPCL. TRANSPORT VEH	7 676	6 989	4 216
524 OTHER CHEMICAL COMPOUNDS	1 672	243	148	783 ROAD MOTOR VEHICLES NES	1 284	1 872	1 136
531 SYNTH. COLOURS, LAKES, ETC.	9 027	22 575	13 658	784 PARTS, TRACTORS, MOTOR VEH	2 674	5 741	3 439
532 DYEING, TANNING MATERIALS	53 158	10 618	6 416	786 TRAILERS, SEMI-TRAIL, ETC	739	417	255
533 PIGMENTS, PAINTS, ETC.	14 010	6 411	3 858	791 RAILWAY VEHICLES, EQUIPNT	5 587	7 105	4 304
541 MEDICINES, ETC. EXC. GRP542	1 802	18 582	11 258	792 AIRCRAFT, ASSOCTD. EQUIPNT	15	3 619	2 186
542 MEDICAMENTS	7 327	30 969	18 725	793 SHIP, BOAT, FLOAT, STRUCTRS	680 213	17 207	10 279
551 ESSNTL. OIL, PERFUME, FLAVR	1 187	2 538	1 530	800 CPL. IND. PLANT CHAP 90/94	30	321	189
553 PERFUMERY, COSMETICS, ETC.	86	122	74	812 PLUMBING, SANITRY, EQPT, ETC	37	88	54
554 SOAP, CLEANERS, POLISH, ETC	23 585	6 847	4 168	813 LIGHTING FIXTURES ETC. NES	453	850	508
562 FERTILIZER, EXCEPT GRP272	588	91	54	821 FURNITURE, CUSHIONS, ETC.	524	1 188	719
571 POLYMERS OF ETHYLENE	36 954	4 696	2 844	841 MENS, BOYS CLOTHING, X-KNIT	13	82	49
572 POLYMERS OF STYRENE	2 871	703	425	844 WOMEN, GIRLS CLOTHING, KNIT	124	183	108
573 POLYMERS, VINYL CHLORIDE	12 044	2 404	1 448	845 OTHR. TEXTILE APPAREL, NES	15	107	63
574 POLYACETAL, POLYCARBONATE	8 107	2 885	1 748	846 CLOTHING ACCESSRS, FABRIC	20	95	57
575 OTH. PLASTIC, PRIMARY FORM	56 134	17 268	10 408	848 CLOTHING, NONTEXTL.; HEADGEAR	22	259	157
579 PLASTIC WASTE, SCRAP ETC	16 810	794	481	851 FOOTWEAR	327	269	160
581 PLASTIC TUBE, PIPE, HOSE	486	1 039	629	871 OPTICAL INSTRUMENTS, NES	19	688	412
582 PLASTIC PLATE, SHEETS, ETC	8 103	4 904	2 969	872 MEDICAL INSTRUMENTS NES	1 190	10 113	6 113
583 MONOFILAMENT OF PLASTICS	134	130	81	873 METERS, COUNTERS, NES	36	418	259
591 INSECTICIDES, ETC.	4 765	4 926	3 028	874 MEASURE, CONTROL INSTRMNT	530	15 984	9 634
592 STARCHES, INULIN, ETC.	3 713	1 610	976	881 PHOTOGRAPH APPAR. ETC. NES	47	287	169
593 EXPLOSIVES, PYROTECHNICS	201	178	107	882 PHOTO. CINEMATOGRPH. SUPPL	5 279	8 251	5 010
597 PREPRD ADDITIVES, LIQUIDS	30 742	7 966	4 823	884 OPTICAL GOODS NES		450	272
598 MISC. CHEMICAL PRODS. NES	45 266	16 160	9 777	892 PRINTED MATTER	270	3 414	2 020
600 CPL. IND. PLANT CHAP 69-76	13 038	13 586	8 004	893 ARTICLES, NES, OF PLASTICS	929	1 089	654
611 LEATHER	343	664	403	895 OFFICE, STATIONERY SUPPLS	1 481	3 259	1 959
621 MATERIALS OF RUBBER	1 622	1 055	630	897 GOLD, SILVERWARE, JEWEL NES		3 574	2 152
625 RUBBER TYRES, TUBES, ETC.	295	257	152	898 MUSICAL INSTRUMENTS, ETC.	8	1 470	898
629 ARTICLES OF RUBBER, NES	631	1 503	910	899 MISC. MANUFACTRD GOODS NES	161	814	498
635 WOOD MANUFACTURES, NES	6 091	991	601	941 COMPL. IND. PLANT CHAPT 99	6 017	4 566	2 687
641 PAPER AND PAPERBOARD	60 777	11 820	7 155				
642 PAPER, PAPERBOARD, CUT ETC	2 607	942	573	INDIA			
651 TEXTILE YARN	14 928	5 288	3 211	IMPORTS	5 565 801	3 232 626	1 956 751
652 COTTON FABRICS, WOVEN	269	220	133				
653 FABRICS, MAN-MADE FIBRES	2 779	1 497	302	011 BOVINE MEAT	132	84	51
655 KNIT, CROCHET, FABRIC NES	181	493	91	034 FISH, FRESH, CHILLED, FROZEN	508	293	173
656 TULLE, LACE, EMBROIDRY, ETC	31	154	93	036 CRUSTACEANS, MOLLUSCS ETC	17 256	13 752	8 343
657 SPECIAL YARN, TEXTL. FABRIC	1 080	2 711	1 638	037 FISH ETC. PREPD, PRSVD. NES	1 243	1 285	781
658 TEXTILE ARTICLES NES	165	145	85	042 RICE	23 726	4 494	2 714
659 FLOOR COVERINGS, ETC.	69	257	159	048 CEREAL PREPARATIONS	185	57	34
662 CLAY, REFRCT. CONSTR. MATRL	70 154	7 594	1 779	054 VEGETABLES	4 607	1 151	689
663 MINERAL MANUFACTURES, NES	3 648	2 954	903	056 VEGETABLES, PRPD, PRSVD, NES	15 771	4 917	2 961
664 GLASS	6 361	1 504	457	057 FRUIT, NUTS EXCL. OIL NUTS	71 763	55 272	33 258
665 GLASSWARE	545	752	241	058 FRUIT, PRESERVED, PREPARED	12 396	2 553	1 546
666 POTTERY	76	407		071 COFFEE, COFFEE SUBSTITUTE	156 931	32 458	19 498
667 PEARLS, PRECIOUS STONES			159	074 TEA AND MATE	91 955	78 038	47 291
671 PIG IRON, SPIEGELEISN, ETC	1 552	263	103	075 SPICES	22 404	5 417	3 263
672 INGOTS ETC. IRON OR STEEL	6 099	171	8 824	081 ANIMAL FEED STUFF	163 446	3 224	1 919
673 FLAT-ROLLED IRON ETC.	352 386	14 603	2 932	098 EDIBLE PROD. PREPRNTS, NES	870	209	125
674 FLAT-ROLLED PLATED IRON	322 495	13 083	2 991	121 TOBACCO, UNMANUFACTURED	30 709	16 633	10 048
675 FLAT-ROLLED, ALLOY STEEL	18 480	4 941	983	222 OILSEED (SFT. FIX VEG. OIL)	14 836	1 967	1 174
676 IRON, STL. BAR, SHAPES ETC.	93 605	6 686	48	223 OILSEED (OTH. FIX. VEG. OIL)	3 182	374	225
677 RAILWAY TRACK IRON, STEEL	261	81	53	232 SYNTHETIC RUBBER, ETC.	2 678	257	155
678 WIRE OF IRON OR STEEL	101	87	2 379	248 WOOD, SIMPLY WORKED	696	134	83
679 TUBES, PIPES, ETC. IRON, STL	18 047	3 931	171	261 SILK	1 128	613	365
681 SILVER, PLATINUM, ETC.	19	279	808	263 COTTON	5 458	960	580
682 COPPER	1 876	1 342	521	264 JUTE, OTH. TEXTL. BAST FIBR	1 161	329	200
683 NICKEL	172	868	311	268 WOOL, OTHER ANIMAL HAIR	704	663	405
684 ALUMINIUM	10 739	7 119	136	269 WORN CLOTHING, TEXTL. ARTL	2 106	1 102	673
691 METALLIC STRUCTURES NES	405	230	236	273 STONE, SAND AND GRAVEL	638 720	26 905	16 237
692 CONTAINERS, STORAGE, TRNSP	620	490	269	277 NATURAL ABRASIVES, NES	2 852	530	325
693 WIRE PRODUCTS EXCL. ELECT	238	446	370	278 OTHER CRUDE MINERALS	84 712	4 220	2 564
694 NAILS, SCREWS, NUTS, ETC.	341	628	1 637	287 ORE, CONCENTR. BASE METALS	148 935	2 272	1 375
695 TOOLS	720	2 708	145	288 NON-FERROUS WASTE, SCRAP	61	483	282
696 CUTLERY	59	238	35	291 CRUDE ANIMAL MATERLS. NES	42 023	3 965	2 404
697 HOUSEHOLD EQUIPMENT, NES	147	61	2 506	292 CRUDE VEG. MATERIALS, NES	183 354	32 900	19 906
699 MANUFACTS. BASE METAL, NES	2 636	4 158	56 174	333 PETROLEUM OILS, CRUDE	434 210	11 841	7 137
700 CPL. IND. PLANT (84/85/87)	32 050	95 454	480	334 PETROLEUM PRODUCTS	820 360	23 824	14 380
711 STEAM GENER. BOILERS, ETC.	757	785	6 048	422 FIXED VEG. FAT, OILS, OTHER	129 058	14 297	8 619
712 STEAM TURBINES	1 532	9 936	4 677	431 ANIMAL, VEG. FATS, OILS, NES	22 504	2 941	1 777
713 INTRNL COMBUS PSTN ENGIN	1 632	7 736	1 927	511 HYDROCARBONS, NES, DERIVTS	2 189	964	588
714 ENGINES, MOTORS NON-ELECT	138	3 173	9 440	512 ALCOHOL, PHENOL, ETC. DERIV	3 167	3 335	2 029
716 ROTATING ELECTRIC PLANT	8 105	15 517	134	513 CARBOXYLIC ACIDS, DERIVTS	11 457	3 518	2 124
718 OTH. POWR. GENRTNG. MACHNRY	29	224	66	514 NITROGEN-FUNCT. COMPOUNDS	24 384	21 347	12 938
721 AGRIC. MACHINES, EX. TRACTR	14	108	319	515 ORGANO-INORGANIC COMPNDS	30 786	30 124	18 124
722 TRACTORS	430	527	4 485	516 OTHER ORGANIC CHEMICALS	7 259	8 668	5 243
723 CIVIL ENGINEERING EQUIPT	6 604	7 419	112 189	522 INORGANIC CHEM. ELEMENTS	27 353	3 901	2 331
724 TEXTILE, LEATHER MACHINES	128 667	184 580	1 817	523 METAL. SALTS, INORGAN. ACID	6 375	2 178	1 311
725 PAPER, PULP MILL MACHINES	5 054	2 993	1 827	524 OTHER CHEMICAL COMPOUNDS	1 255	847	512
726 PRINTING, BOOKBINDING MACHS	3 617	3 035	1 812	525 RADIO-ACTIVE MATERIALS	200	97	59
727 FOOD-PROCESS. MCH. NON DOM	791	3 083	8 364	531 SYNTH. COLOURS, LAKES, ETC.	11 679	17 929	10 850
728 OTH. MACH. PTS, SPCL. INDUST	10 079	13 923	2 202	532 DYEING, TANNING MATERIALS	477	2 506	1 523
731 METAL REMOVAL WORK TOOLS	4 318	3 654	696	533 PIGMENTS, PAINTS, ETC.	321	279	171
733 MACH-TOOLS, METAL-WORKING	809	1 149	522	541 MEDICINES, ETC. EXC. GRP542	2 157	10 291	6 214
735 PARTS, NES, FOR MACH-TOOLS	253	874	157	542 MEDICAMENTS	1 073	1 686	1 017
737 METALWORKING MACHNRY NES	37	258	11 371	551 ESSNTL. OIL, PERFUME, FLAVR	2 995	3 295	1 994
741 HEATING, COOLING EQUIP, PART	10 051	18 791	2 759	553 PERFUMERY, COSMETICS, ETC.	700	1 139	688
742 PUMPS FOR LIQUIDS, PARTS	1 260	4 612	8 943	554 SOAP, CLEANERS, POLISH, ETC	281	96	56
743 PUMPS NES, CENTRIFUGS ETC	3 366	14 764					

7 IMPORTS AND EXPORTS (SPECIAL TRADE) BY COUNTRIES OF PRODUCTION AND CONSUMPTION AND BY GROUPS OF THE SITC-REV. III 1993

GROUP DESCRIPTION	DT = 100 KG	1 000 DM	1 000 \$	GROUP DESCRIPTION	DT = 100 KG	1 000 DM	1 000 \$
573 POLYMERS,VINYL CHLORIDE	267	86	50	881 PHOTOGRAPH APPAR.ETC.NES	4	136	83
574 POLYACETAL,POLYCARBONATE	3 365	676	408	884 OPTICAL GOODS NES	117	1 031	532
575 OTH.PLASTIC,PRIMARY FORM	478	260	155	885 WATCHES AND CLOCKS	41	219	131
582 PLASTIC PLATE,SHEETS,ETC	1 263	472	286	891 ARMS AND AMMUNITION	148	606	362
583 MONOFILAMENT OF PLASTICS	1 294	663	411	892 PRINTED MATTER	681	827	493
591 INSECTICIDES, ETC.	1 052	1 336	813	893 ARTICLES,NES,OF PLASTICS	4 910	2 375	1 443
592 STARCHES,INULIN,ETC.	1 146	78	48	894 BABY CARRIAGE,TOYS,GAMES	7 650	9 622	5 842
598 MISC.CHEMICAL PROOTS.NES	19 177	2 342	1 418	895 OFFICE,STATIONERY SUPPLS	1 098	2 850	1 714
611 LEATHER	13 397	48 942	29 687	896 WORKS OF ART,ANTIQUE ETC	132	209	126
612 MANUFACT.LEATHER ETC.NES	5 653	13 195	7 959	897 GOLD,SILVERWARE,JEWEL NES	4 003	38 051	22 946
621 MATERIALS OF RUBBER	3 353	150	92	898 MUSICAL INSTRUMENTS,ETC.	1 269	3 261	1 961
625 RUBBER TYRES,TUBES,ETC.	3 201	1 130	680	899 MISC MANUFCTRD GOODS NES	7 603	9 714	5 887
629 ARTICLES OF RUBBER, NES	3 996	2 256	1 362	971 GOLD,NONMONTY EXCL DRES		54	33
634 VENEERS, PLYWOOD, ETC.	2 826	517	374				
635 WOOD MANUFACTURES, NES	3 046	3 079	1 856	EXPORTS	11 055 111	3 005 209	1 816 575
641 PAPER AND PAPERBOARD	238	72	43	001 LIVE ANIMALS	500	467	284
642 PAPER,PAPERBOARD,CUT ETC	631	749	450	022 MILK AND CREAM	6 180	1 838	1 107
651 TEXTILE YARN	105 747	47 892	29 006	036 CRUSTACEANS,MOLLUSCS ETC	104	50	31
652 COTTON FABRICS, WOVEN	78 510	48 470	29 274	054 VEGETABLES	341	662	405
653 FABRICS,MAN-MADE FIBRES	6 183	10 092	6 108	061 SUGARS,MOLASSES,HONEY	9 057	881	531
654 OTH.TEXTILE FABRIC,WOVEN	22 370	30 686	18 555	088 EDIBLE PROD.PREPRPTS,NES	102	92	54
655 KNIT.CROCHET.FABRIC NES	282	239	142	112 ALCOHOLIC BEVERAGES	1 243	373	223
656 TULLE,LACE,EMBROIDRY.ETC	313	5 527	3 327	211 HIDES,SKINS(EX.FURS),RAW	4 446	1 309	791
657 SPECIAL YARN,TXTL.FABRIC	2 700	1 061	846	232 SYNTHETIC RUBBER, ETC.	53 788	9 618	5 784
658 TEXTILE ARTICLES NES	129 459	146 897	88 649	251 PULP AND WASTE PAPER	35 928	387	234
659 FLOOR COVERINGS, ETC.	293 110	420 362	254 363	263 COTTON	987	435	264
661 LIME,CEMENT,CONSTR.MATRL	649 933	23 073	13 963	265 VEGETABLE TEXTILE FIBRES	2 996	413	249
662 CLAY,REFRCT.CONSTR.MATRL	1 911	173	106	266 SYNTHETIC FIBRES	5 465	1 225	739
663 MINERAL MANUFACTURES,NES	1 842	2 218	1 338	267 OTHER MAN-MADE FIBRES	324	73	48
664 GLASS	449	176	102	268 WOOL, OTHER ANIMAL HAIR	1 322	196	119
665 GLASSWARE	18 221	11 226	6 787	269 WORN CLOTHING,TEXTL.ARTL	30 785	2 140	1 284
666 POTTERY	676	388	234	274 SULPHUR,UNRSTD.IRON PYRS	1 736	532	325
667 PEARLS,PRECIOUS STONES				277 NATURAL ABRASIVES, NES	47	2 523	1 527
671 PIG IRON,SPIEGELEISN,ETC	136 374	11 929	7 089	278 OTHER CRUDE MINERALS	49 416	417	250
673 FLAT-ROLLED IRON ETC.	6 525	333	198	282 FERROUS WASTE AND SCRAP	2 979	268	163
675 FLAT-ROLLED, ALLOY STEEL	23 103	9 925	5 968	285 ALUMINIUM ORE,CONCTR.ETC	5 521	790	478
676 IRON,STL.BAR,SHAPES ETC.	44 693	15 289	9 303	287 ORE,CONCENTR.BASE METALS	35	234	143
678 WIRE OF IRON OR STEEL	3 382	1 305	788	288 NON-FERROUS WASTE, SCRAP	128 492	21 357	12 945
679 TUBES,PIPES,ETC.IRON,STL	3 162	1 011	618	291 CRUDE ANIMAL MATERLS.NES	745	1 303	807
681 SILVER,PLATINUM,ETC.		2 904	1 747	292 CRUDE VEG.MATERIALS, NES	541	837	542
682 COPPER	225	228	137	334 PETROLEUM PRODUCTS	12 951	2 807	1 691
684 ALUMINIUM	533	492	292	335 RESIDUAL PETROL.PRODUCTS	150 786	15 818	9 546
689 MISC.NON-FERR.BASE METAL	25	197	120	421 FIXED VEG.FAT,OILS, SQFT	2 087	261	153
691 METALLIC STRUCTURES NES	3 924	800	485	431 ANIMAL,VEG.FATS,OILS,NES	1 967	372	226
692 CONTAINERS,STORAGE,TRNSP	700	594	360	511 HYDROCARBONS,NES,DERIVTS	18 304	3 860	2 337
693 WIRE PRODUCTS EXCL.ELECT	16 129	3 021	1 818	512 ALCOHOL,PHENOL,ETC.DERIV	46 684	16 743	10 155
694 NAILS,SCREWS,NUTS,ETC.	13 452	5 336	3 227	513 CARBOXYLIC ACIDS,DERIVTS	73 451	18 919	11 424
695 TOOLS	26 963	21 185	12 830	514 NITROGEN-FUNCT.COMPOUNDS	74 299	47 508	28 679
696 CUTLERY	123	313	190	515 ORGANO-INORGANIC COMPNDS	17 640	23 007	13 840
697 HOUSEHOLD EQUIPMENT,NES	36 461	46 531	28 071	516 OTHER ORGANIC CHEMICALS	17 224	11 839	7 144
699 MANUFACTS.BASE METAL,NES	28 446	10 194	6 157	522 INORGANIC CHEM.ELEMENTS	44 511	14 289	8 626
712 STEAM TURBINES	12	170	104	523 METAL.SALTS,INORGAN.ACID	16 010	2 681	1 619
713 INTRNL COMBUS PSTN ENGIN	2 626	3 852	2 336	524 OTHER CHEMICAL COMPOUNDS	1 616	2 381	1 441
714 ENGINES,MOTORS NON-ELECT	337	41 563	25 334	525 RADIO-ACTIVE MATERIALS	2	116	71
716 ROTATING ELECTRIC PLANT	1 061	1 254	765	531 SYNTH.COLOURS,LAKES,ETC.	3 063	16 062	9 712
718 OTH.POWR.GENRTNG.MACHNRY	3	182	109	532 DYEING,TANNING MATERIALS	3 807	1 572	949
721 AGRIC.MACHINES,EX.TRACTR	101	56	33	533 PIGMENTS, PAINTS, ETC.	9 739	7 235	4 348
723 CIVIL ENGINEERING EQUIPT	74	78	46	541 MEDICINES, ETC.EXC.GRP542	3 696	30 734	18 539
724 TEXTILE,LEATHER MACHINES	3 480	3 681	2 229	542 MEDICAMENTS	2 427	10 072	6 094
725 PAPER,PULP MILL MACHINES	23	129	78	551 ESSNTL.OIL,PERFUME,FLAVR	227	805	485
726 PRINTNG,BOOKBINDNG MACHS	194	575	352	553 PERFUMERY,COSMETICS,ETC.	25	115	69
728 OTH.MACH.PTS.SPCL INDUSTR	1 463	908	550	564 SOAP,CLEANERS,POLISH,ETC	10 756	3 620	2 198
731 METAL REMOVAL WORK TOOLS	100	258	587	562 FERTILIZER,EXCEPT GRP272	2 289 875	34 966	20 566
733 MACH-TOOLS,METAL-WORKING	86	941	967	571 POLYMERS OF ETHYLENE	63 824	7 563	4 577
735 PARTS,NES,FOR MACH-TOOLS	606	1 585	135	572 POLYMERS OF STYRENE	1 623	467	281
737 METALWORKING MACHNRY NES	255	220	135	573 POLYMERS,VINYL CHLORIDE	51 250	6 890	4 131
741 HEATING,COOLNG EQUIP,PART	131	1 081	9 673	574 POLYACETAL,POLYCARBONATE	15 305	6 218	3 727
742 PUMPS FOR LIQUIDS,PARTS	3 977	15 328	9 255	575 OTH.PLASTIC,PRIMARY FORM	75 007	17 337	10 449
743 PUMPS NES,CENTRIFUGS ETC	3 652	5 985	3 662	579 PLASTIC WASTE, SCRAP ETC	40 187	2 739	1 638
744 MECHANICAL HANDLING EQUIP	1 228	465	282	581 PLASTIC TUBE,PIPE,HOSE	867	3 245	1 966
745 OTH.NONELEC MCH,TOOL,NES	95	141	84	582 PLASTIC PLATE,SHEETS,ETC	7 455	8 391	5 048
746 BALL OR ROLLER BEARINGS	393	335	199	583 MONOFILAMENT OF PLASTICS	127	250	150
747 TAPS,COCKS,VALVES,ETC.	2 195	3 253	1 961	591 INSECTICIDES, ETC.	1 387	1 092	663
748 TRANSMISSIONS SHAFTS ETC	6 916	3 155	1 898	592 STARCHES,INULIN,ETC.	531	360	218
749 NON-ELECT MACH.PARTS,ETC	422	854	512	593 EXPLOSIVES,PYROTECHNICS	41	143	85
752 AUTOMATC.DATA PROC.EQUIP	22	396	239	597 PREPRD ADDITIVES,LIQUIDS	26 962	10 579	6 395
759 PARTS,FOR OFFICE MACHINS	25	255	154	598 MISC.CHEMICAL PROOTS.NES	82 554	28 146	17 018
761 TELEVISION RECEIVERS ETC	3 819	7 356	4 437	600 CPL IND PLANT CHAP 69-76	8 637	10 022	6 098
763 SOUND RECORDER,PHONOGRPH	151	230	141	611 LEATHER	6 788	8 112	4 898
764 TELECOMM.EQUIP,PARTS NES	864	2 007	1 198	613 FURSKINS,TANNED,DRESSED	116	736	445
771 ELECT POWER MACHNY,PARTS	1 805	2 770	1 679	621 MATERIALS OF RUBBER	1 093	1 577	949
772 ELEC.SWITCH.RELAY,CIRCUT	816	4 507	2 728	625 RUBBER TYRES,TUBES,ETC.	238	236	141
773 ELECTRO DISTRIBT.EQPT NES	281	423	253	629 ARTICLES OF RUBBER, NES	439	2 404	1 447
774 ELECTRO-MEDCL.XRAY EQUIP	3	132	78	635 WOOD MANUFACTURES, NES	50	74	45
776 TRANSISTORS,VALVES,ETC.	112	640	381	641 PAPER AND PAPERBOARD	88 094	14 705	8 896
778 ELECTRIC MACH.APPART,NES	5 086	7 317	4 430	642 PAPER,PAPERBOARD,CUT ETC	8 652	3 854	2 331
781 PASS.MOTOR VEHCLS.EX.BUS	1 005	858	518	651 TEXTILE YARN	9 467	5 629	3 386
784 PARTS,TRACTORS,MOTOR VEH	27 595	6 843	4 159	652 COTTON FABRICS, WOVEN	741	1 794	1 073
785 CYCLES,MOTORCYCLES ETC	26 058	16 721	10 099	653 FABRICS,MAN-MADE FIBRES	1 270	2 299	1 387
786 TRAILERS,SEMI-TRAILR,ETC	269	176	108	654 OTH.TEXTILE FABRIC,WOVEN	283	953	578
791 RAILWAY VEHICLES.EQUIPNT	129	124	73	655 KNIT.CROCHET.FABRIC NES	413	1 361	822
792 AIRCRAFT,ASSOCTD.EQUIPNT	15	3 266	1 979	656 TULLE,LACE,EMBROIDRY.ETC	67	947	571
811 PREFABRICATED BUILDINGS	59	92	56	657 SPECIAL YARN,TXTL.FABRIC	2 820	7 996	4 827
813 LIGHTING FIXTURES ETC.NES	17 304	20 263	12 214	658 TEXTILE ARTICLES NES	228	129	76
821 FURNITURE,CUSHIONS,ETC.	5 031	13 015	7 859	659 FLOOR COVERINGS, ETC.	58	182	119
831 TRUNK,SUIT-CASES,BAG,ETC	34 716	132 441	80 111	662 CLAY,REFRCT.CONSTR.MATRL	42 879	7 345	4 452
841 MENS,BOYS CLOTHING,X-KNIT	69 576	210 543	127 626	663 MINERAL MANUFACTURES,NES	5 919	10 662	6 412
842 WOMEN,GIRL CLOTHING,XKNIT	63 378	256 597	156 094	664 GLASS	5 868	5 470	3 288
843 MENS,BOYS CLOTHING,KNIT	11 874	27 072	16 470	665 GLASSWARE	1 854	2 584	1 562
844 WOMEN,GIRLS CLOTHING,KNIT	39 274	80 440	48 909	666 POTTERY	14	86	53
845 OTHR.TEXTILE APPAREL,NES	80 249	199 857	121 291	667 PEARLS,PRECIOUS STONES			
846 CLOTHING ACCESSRS,FABRIC	6 098	28 319	17 085	671 PIG IRON,SPIEGELEISN,ETC	1 785	797	482
848 CLOTHING,NONXTL;HEADGEAR	52 976	316 132	191 168	672 INGOTS ETC.IRON OR STEEL	4 062	741	443
851 FOOTWEAR	41 970	175 859	106 456	673 FLAT-ROLLED IRON ETC.	2 881 591	165 936	99 934
871 OPTICAL INSTRUMENTS,NES	15	96	57	674 FLAT-ROLLED PLATED IRON	130 211	10 566	6 384
872 MEDICAL INSTRUMENTS NES	129	672	403	675 FLAT-ROLLED, ALLOY STEEL	260 365	45 333	27 258
873 METERS,COUNTERS,NES	312	269	164	676 IRON,STL.BAR,SHAPES ETC.	62 552	8 089	4 859
874 MEASURE,CONTROL INSTRMNT	429	5 986	3 617				

7 IMPORTS AND EXPORTS (SPECIAL TRADE) BY COUNTRIES OF PRODUCTION AND CONSUMPTION AND BY GROUPS OF THE SITC-REV. III 1993

GROUP DESCRIPTION	DT = 100 KG	1 000 DM	1 000 \$	GROUP DESCRIPTION	DT = 100 KG	1 000 DM	1 000 \$
677 RAILWAY TRACK IRON,STEEL	484	65	38	611 LEATHER	1 030	3 457	2 086
678 WIRE OF IRON OR STEEL	2 714	2 520	1 511	635 WOOD MANUFACTURES, NES	28	50	32
679 TUBES,PIPES,ETC. IRON,STL	1 044 979	124 646	74 848	651 TEXTILE YARN	48 762	7 254	4 382
681 SILVER,PLATINUM,ETC.	8	628	381	654 OTH.TEXTILE FABRIC,WOVEN	6 868	1 029	613
682 COPPER	14 550	13 286	8 001	657 SPECIAL YARN,TXTL.FABRIC	595	154	93
683 NICKEL	1 334	5 179	3 122	658 TEXTILE ARTICLES NES	26 101	5 530	3 357
684 ALUMINIUM	8 784	4 952	3 002	659 FLOOR COVERINGS, ETC.	74	62	38
687 TIN	540	743	445	666 POTTERY	158	60	37
689 MISC.NON-FERR.BASE METAL	393	2 599	1 569	696 CUTLERY	230	216	130
691 METALLIC STRUCTURES NES	14 725	8 085	4 904	778 ELECTRIC.MACH.APPART.NES	1	150	90
692 CONTAINERS,STORAGE,TRNSP	2 118	1 862	1 131	831 TRUNK,SUIT-CASES,BAG,ETC	113	139	81
693 WIRE PRODUCTS EXCL.ELECT	2 383	1 270	760	841 MENS,BOYS CLOTHING,X-KNIT	109 881	195 598	117 907
694 NAILS,SCREWS,NUTS,ETC.	559	2 204	1 309	842 WOMEN,GIRL CLOTHING,XKNIT	8 182	21 175	12 826
695 TOOLS	2 580	14 571	8 773	843 MENS,BOYS CLOTHING,KNIT	4 767	9 323	5 640
697 HOUSEHOLD EQUIPMENT,NES	28	93	54	844 WOMEN,GIRLS CLOTHING,KNIT	5 237	8 030	4 881
699 MANUFACTS.BASE METAL,NES	31 630	34 548	21 011	845 OTHR.TEXTILE APPAREL,NES	97 853	153 095	92 656
700 CPL IND PLANT (84/85/87)	247 487	499 946	304 974	846 CLOTHING ACCESSRS,FABRIC	1 301	2 217	1 338
711 STEAM GENER. BOILERS,ETC.	3 404	11 721	7 025	848 CLOTHING,NONTXTL;HEADGEAR	316	1 462	902
712 STEAM TURBINES	2 064	19 064	11 477	851 FOOTWEAR	3 736	3 444	2 068
713 INTRNL COMBUS PSTN ENGIN	2 240	16 280	9 794	892 PRINTED MATTER	26	101	62
714 ENGINES,MOTORS NON-ELECT	1 731	102 266	61 519	893 ARTICLES,NES,OF PLASTICS	926	221	130
716 ROTATING ELECTRIC PLANT	4 432	14 327	8 620	894 BABY CARRIAGE,TOYS,GAMES	113	192	116
718 OTH.POWR.GENRTNG.MACHNRY	1 303	4 034	2 441	898 MUSICAL INSTRUMENTS,ETC.	364	1 205	713
721 AGRIC.MACHINES,EX.TRACTR	654	3 043	1 846	899 MISC MANUFCTRD GOODS NES	371	371	223
723 CIVIL ENGINEERING EQUIPT	18 650	30 236	18 131				
724 TEXTILE,LEATHER MACHINES	81 884	241 738	145 259	EXPORTS	2 531 777	190 340	114 771
725 PAPER,PULP MILL MACHINES	3 987	13 689	8 314	001 LIVE ANIMALS	10	205	125
726 PRINTNG,BOOKBINDNG MACHS	8 378	20 693	12 411	022 MILK AND CREAM	450	114	67
727 FOOD-PROCESS.MCH.NON DOM	298	1 480	896	061 SUGARS,MOLASSES,HONEY	17 732	859	519
728 OTH.MACH.PTS,SPCL INDUST	42 323	104 777	63 465	081 ANIMAL FEED STUFF	9 912	696	419
731 METAL REMOVAL WORK TOOLS	33 722	49 269	29 776	102 EDIBLE PROD.PREPRNTS,NES	170	65	40
733 MACH-TOOLS,METAL-WORKING	12 060	28 328	17 192	112 ALCOHOLIC BEVERAGES	1 686	212	128
735 PARTS,NES,FOR MACH-TOOLS	2 838	13 060	7 952	222 OILSEED(SFT,FX VEG.OIL)	119 246	4 472	2 768
737 METALWORKING MACHNRY NES	43 608	61 082	37 274	232 SYNTHETIC RUBBER, ETC.	3 967	656	392
741 HEATING,COOLNG EQUIP,PART	6 991	29 089	17 571	263 COTTON	13 070	3 152	1 930
742 PUMPS FOR LIQUIDS,PARTS	5 155	44 655	27 116	267 OTHER MAN-MADE FIBRES	723	434	263
743 PUMPS NES,CENTRIFUGS ETC	11 518	69 145	41 962	273 STONE, SAND AND GRAVEL	4 470	115	70
744 MECHANICAL HANDLING EQUIP	8 265	12 813	7 711	278 OTHER CRUDE MINERALS	28 531	118	73
745 OTH.NONELEC MCH,TOOL,NES	8 231	24 939	14 883	287 ORE,CONCENTR.BASE METALS	1 470	119	73
746 BALL OR ROLLER BEARINGS	7 578	23 445	14 119	292 CRUDE VEG.MATERIALS, NES	71	72	45
747 TAPS,COCKS,VALVES,ETC.	2 574	18 777	11 323	334 PETROLEUM PRODUCTS	633	103	63
748 TRANSMISSIONS SHAFTS ETC	27 572	67 203	40 768	335 RESIDUAL PETROL.PRODUCTS	961	137	83
749 NON-ELECT MACH.PARTS,ETC	12 508	19 677	11 915	511 HYDROCARBONS,NES,DERIVTS	395	93	57
751 OFFICE MACHINES	26	694	422	512 ALCOHOL,PHENOL,ETC.DERIV	10 401	1 170	706
752 AUTOMATC.DATA PROC.EQUIP	108	4 204	2 542	513 CARBOXYLIC ACIDS,DERIVTS	16 527	2 582	1 560
759 PARTS,FOR OFFICE MACHINS	215	3 238	1 955	514 NITROGEN-FUNCT.COMPOUNDS	669	576	344
761 TELEVISION RECEIVERS ETC	12	210	127	515 ORGANO-INORGANIC COMPNDS	598	1 726	1 041
763 SOUND RECORDER,PHONOGRPH	15	1 133	696	516 OTHER ORGANIC CHEMICALS	803	930	566
764 TELECOMM.EQUIP.PARTS NES	1 778	26 850	16 175	522 INORGANIC CHEM.ELEMENTS	79 188	4 265	2 578
771 ELECT POWER MACHNRY.PARTS	2 810	13 177	7 928	523 METAL.SALTS,INORGAN.ACID	7 087	1 194	718
772 ELEC.SWITCH,RELAY,CIRCUIT	3 241	42 286	25 491	531 SYNTH.COLOURS,LAKES,ETC.	1 636	3 904	2 354
773 ELECTR DISTRIBT.EQPT NES	3 360	6 829	4 125	532 DYEING,TANNING MATERIALS	16 691	3 507	2 132
774 ELECTRO-MEDCL,XRAY NES	2 313	40 651	24 482	533 PIGMENTS,PAINTS,ETC.	3 412	2 033	1 227
775 DOM.ELEC,NON-ELEC.EQUIPT	119	558	337	541 MEDICINES,ETC.EXC.GRP542	6 361	31 103	18 601
776 TRANSISTORS,VALVES,ETC.	1 533	15 868	9 525	542 MEDICAMENTS	461	1 881	1 133
778 ELECTRIC.MACH.APPART.NES	28 737	25 353	15 208	551 ESSNTL.OIL,PERFUME,FLAVR	374	1 010	605
781 PASS.MOTOR VEHCLS.EX.BUS	2 235	10 264	6 173	552 SOAP,CLEANERS,POLISH,ETC	3 799	909	548
782 GOODS,SPCL TRANSPORT VEH	3 948	3 852	2 323	571 POLYMERS OF ETHYLENE	13 276	1 458	880
784 PARTS,TRACTORS,MOTOR VEH	4 455	11 543	6 964	573 POLYMERS,VINYL CHLORIDE	250	71	42
785 CYCLES,MOTORCYCLES ETC.	330	769	458	574 POLYACETAL,POLYCARBONATE	375	123	73
786 TRAILERS,SEMI-TRAILR,ETC	271	373	226	575 OTH.PLASTIC,PRIMARY FORM	13 128	2 943	1 781
791 RAILWAY VEHICLES.EQUIPNT	1 214	1 908	1 174	582 PLASTIC PLATE,SHEETS,ETC	5 701	2 448	1 478
792 AIRCRAFT,ASSTD,CD, EQUIPNT	520	53 938	33 159	591 INSECTICIDES, ETC.	1 232	728	440
793 SHIP,BOAT,FLOAT.STRUCTRS	2 190 018	59 433	35 872	592 STARCHES,INULIN,ETC.	11 619	1 244	756
800 CPL IND PLANT CHAP 90/94	319	4 573	2 768	597 PREPRD ADDITIVES,LIQUIDS	5 610	1 216	734
813 LIGHTING FIXTURES ETC.NES	196	1 021	617	598 MISC.CHEMICAL PRODS.NES	7 114	2 631	1 581
821 FURNITURE,CUSHIONS,ETC.	1 160	1 628	977	641 PAPER AND PAPERBOARD	37 116	1 874	1 141
831 TRUNK,SUIT-CASES,BAG,ETC	7	54	30	642 PAPER,PAPERBOARD,CUT ETC	304	94	56
841 MENS,BOYS CLOTHING,X-KNIT	2	56	34	651 TEXTILE YARN	69	108	63
842 WOMEN,GIRL CLOTHING,XKNIT	5	244	138	657 SPECIAL YARN,TXTL.FABRIC	58	890	424
844 WOMEN,GIRLS CLOTHING,KNIT	22	59	34	658 TEXTILE ARTICLES NES	2	103	61
845 OTHR.TEXTILE APPAREL,NES	6	61	38	662 CLAY,REFRCT.CONSTR.MATRL	1 808	396	232
846 CLOTHING ACCESSRS,FABRIC	6	51	31	663 MINERAL MANUFACTURES,NES	72	139	86
848 CLOTHING,NONTXTL;HEADGEAR	62	493	298	664 GLASS	2 468	632	387
851 FOOTWEAR	4 460	6 364	3 832	665 GLASSWARE	104	143	85
871 OPTICAL INSTRUMENTS,NES	59	2 946	1 775	671 PIG IRON,SPIEGELS,ETC	8 250	237	140
872 MEDICAL INSTRUMENTS NES	487	15 437	9 302	673 FLAT-ROLLED IRON ETC.	47 886	3 280	2 006
873 METERS,COUNTERS,NES	92	1 102	663	674 FLAT-ROLLED PLATED IRON	2 286	354	214
874 MEASURE,CONTROL INSTRMNT	2 689	73 813	44 591	679 TUBES,PIPES,ETC. IRON,STL	271	89	57
881 PHOTOGRAPH APPAR.ETC.NES	186	3 466	2 087	682 COPPER	1 111	522	315
882 PHOTO.CINEMATOPRH.SUPPL	3 517	4 940	2 971	684 ALUMINIUM	189	170	103
884 OPTICAL GOODS NES	41	4 371	2 644	691 METALLIC STRUCTURES NES	36	126	76
885 WATCHES AND CLOCKS	103	1 734	1 043	692 CONTAINERS,STORAGE,TRNSP	473	1 108	655
891 ARMS AND AMMUNITION	32	190	115	695 TOOLS	88	353	212
892 PRINTED MATTER	1 720	7 187	4 370	699 MANUFACTS.BASE METAL,NES	56	73	44
893 ARTICLES,NES,OF PLASTICS	2 181	4 992	3 021	700 CPL IND PLANT (84/85/87)	75	3 926	2 343
894 BABY CARRIAGE,TOYS,GAMES	14	122	70	711 STEAM GENER. BOILERS,ETC.	377	849	392
895 OFFICE,STATIONERY SUPPLS	948	2 845	1 715	712 STEAM TURBINES	3	87	52
896 WORKS OF ART,ANTIQUE ETC	8	89	53	713 INTRNL COMBUS PSTN ENGIN	91	416	246
897 GOLD,SILVERWARE,JEWEL NES	4	5 792	3 485	716 ROTATING ELECTRIC PLANT	40	139	82
898 MUSICAL INSTRUMENTS,ETC.	148	1 542	930	722 TRACTORS	57	81	49
899 MISC MANUFCTRD GOODS NES	500	3 320	1 997	723 CIVIL ENGINEERING EQUIPT	1 416	1 399	848
941 COMPL IND PLANT CHAPT 99	11 164	20 337	12 317	724 TEXTILE,LEATHER MACHINES	2 220	9 158	5 537
971 GOLD,NONMONTY EXCL ORES	2	1 510	916	725 PAPER,PULP MILL MACHINES	1 874	276	165
				726 PRINTNG,BOOKBINDNG MACHS	481	1 297	791
				728 OTH.MACH.PTS,SPCL INDUST	319	1 019	626
				731 METAL REMOVAL WORK TOOLS	32	93	55
				735 PARTS,NES,FOR MACH-TOOLS	8	109	66
				737 METALWORKING MACHNRY NES	39	151	91
				741 HEATING,COOLNG EQUIP,PART	2 743	6 472	3 828
				742 PUMPS FOR LIQUIDS,PARTS	37	391	231
				743 PUMPS NES,CENTRIFUGS ETC	73	692	414
				744 MECHANICAL HANDLING EQUIP	497	1 327	798
				745 OTH.NONELEC MCH,TOOL,NES	228	1 241	742
				746 BALL OR ROLLER BEARINGS	22	91	55
				747 TAPS,COCKS,VALVES,ETC.	118	781	463
				748 TRANSMISSIONS SHAFTS ETC	58	283	172
BANGLADESH							
IMPORTS							
034 FISH,FRESH,CHILLED,FROZN	211	133	82				
036 CRUSTACEANS,MOLLUSCS ETC	13 660	27 848	16 752				
037 FISH ETC.PREPD,PRSD,NES	42	119	73				
054 VEGETABLES	320	111	64				
074 TEA AND MATE	1 268	477	285				
264 JUTE,OTH.TEXTL.BAST FIBR	7 611	320	192				
291 CRUDE ANIMAL MATERIALS,NES	607	801	488				
512 ALCOHOL,PHENOL,ETC.DERIV	390	71	42				
531 SYNTH.COLOURS,LAKES,ETC.	51	69	41				

GROUP DESCRIPTION	DT = 100 KG	1 000 DM	1 000 \$	GROUP DESCRIPTION	DT = 100 KG	1 000 DM	1 000 \$
749 NON-ELECT. MACH. PARTS, ETC	74	261	160	744 MECHANICAL HANDLING EQUIP	27	136	82
752 AUTOMATIC DATA PROC. EQUIP	5	163	98	745 OTH. NONELEC. MCH. TOOL. NES	60	1 440	867
764 TELECOMM. EQUIP. PARTS NES	237	3 273	1 989	752 AUTOMATIC DATA PROC. EQUIP	1	101	59
771 ELECT. POWER MACHIN. PARTS	339	400	243	759 PARTS, FOR OFFICE MACHINS	1	201	119
772 ELEC. SWITCH. RELAY. CIRCUIT	162	1 541	931	764 TELECOMM. EQUIP. PARTS NES	30	487	299
773 ELECT. DISTRIBUT. EQUIP. NES	73	306	185	771 ELECT. POWER MACHIN. PARTS	267	377	224
774 ELECTRO-MEDICAL XRAY EQUIP	29	512	310	772 ELEC. SWITCH. RELAY. CIRCUIT	5	244	147
776 TRANSISTORS, VALVES, ETC.	1	281	174	776 TRANSISTORS, VALVES, ETC.	3	178	109
778 ELECTRIC. MACH. APPAR. NES	137	577	347	778 ELECTRIC. MACH. APPAR. NES	1 840	25 093	15 108
781 PASS. MOTOR VEHICLES. EX. BUS	85	150	92	784 PARTS, TRACTORS, MOTOR VEH	35	63	37
782 GOODS, SPECIAL TRANSPORT VEH	60	96	56	785 CYCLES, MOTORCYCLES ETC.	92	53	31
784 PARTS, TRACTORS, MOTOR VEH	23	116	69	792 AIRCRAFT, ASSC'D. EQUIPNT	13	108	65
793 SHIP, BOAT, FLOAT. STRUCTS	2 003 178	50 102	30 254	813 LIGHTING FIXTURES ETC. NES	995	1 196	723
800 CPL. INDT. PLANT CHAP. 90/94	4	179	106	821 FURNITURE, CUSHIONS, ETC.	802	598	321
813 LIGHTING FIXTURES ETC. NES	10	101	62	831 TRUNK, SUIT-CASES, BAG, ETC	96	392	239
851 FOOTWEAR	54	58	34	841 MENS, BOYS CLOTHING, X-KNIT	24 963	75 628	45 666
871 OPTICAL INSTRUMENTS, NES		70	42	842 WOMEN, GIRL CLOTHING, X-KNIT	14 151	72 566	43 949
872 MEDICAL INSTRUMENTS NES	77	763	464	843 MENS, BOYS CLOTHING, KNIT	3 407	9 342	5 680
873 METERS, COUNTERS, NES	3	52	33	844 WOMEN, GIRLS CLOTHING, KNIT	2 598	10 886	6 606
874 MEASURE, CONTROL INSTRMNT	120	3 336	2 008	845 OTHR. TEXTILE APPAREL, NES	15 982	51 626	31 077
881 PHOTOGRAPH APPAR. ETC. NES	20	101	57	846 CLOTHING ACCESSORIES, FABRIC	18 048	52 648	31 784
882 PHOTO. CINEMATOGRAPH. SUPPL	272	289	175	848 CLOTHING, NONTEXTILE, HEADGEAR	7 515	11 694	7 048
884 OPTICAL GOODS NES	40	46	30	851 FOOTWEAR	2 528	3 754	2 246
891 ARMS AND AMMUNITION	446	220	135	874 MEASURE, CONTROL INSTRMNT	8	55	34
892 PRINTED MATTER	209	1 582	953	892 PRINTED MATTER	58	98	58
893 ARTICLES, NES, OF PLASTICS	47	358	217	893 ARTICLES, NES, OF PLASTICS	1 452	625	379
894 BABY CARRIAGE, TOYS, GAMES	1 312	2 439	1 483	894 BABY CARRIAGE, TOYS, GAMES	4 379	15 188	9 192
895 OFFICE, STATIONERY SUPPLS				897 GOLD, SILVERWARE, JEWEL NES	26	3 655	2 209
				899 MISC. MANUFACTURED GOODS NES	5 675	4 473	2 703
MALDIVES				EXPORTS	277 473	233 538	141 072
IMPORTS	6 197	4 137	2 490	001 LIVE ANIMALS	27	206	121
034 FISH, FRESH, CHILLED, FROZEN	1	50	31	022 MILK AND CREAM	2 400	669	413
037 FISH ETC. PREPARED, PRESERVED NES	5 236	2 044	1 220	037 FISH ETC. PREPARED, PRESERVED NES	1 657	921	574
841 MENS, BOYS CLOTHING, X-KNIT	149	314	188	048 CEREAL PREPARATIONS	52	55	33
844 WOMEN, GIRLS CLOTHING, KNIT	51	139	84	054 VEGETABLES	1 029	183	112
845 OTHR. TEXTILE APPAREL, NES	680	1 425	866	061 SUGARS, MOLASSES, HONEY	22 709	847	509
EXPORTS	34 309	9 058	5 477	073 CHOCOLATE, OTH. COCOA PREP	203	265	162
022 MILK AND CREAM	766	216	129	098 EDIBLE PROD. PREPARATIONS, NES	300	201	121
046 MEAL, FLOUR OF WHEAT, MSLN	19 952	644	388	112 ALCOHOLIC BEVERAGES	1 436	625	373
061 SUGARS, MOLASSES, HONEY	10 000	350	213	121 TOBACCO, UNMANUFACTURED	1 261	1 786	1 083
112 ALCOHOLIC BEVERAGES	1 267	206	128	232 SYNTHETIC RUBBER, ETC.	6	49	32
553 PERFUMERY, COSMETICS, ETC.	172	509	307	263 COTTON	550	127	74
629 ARTICLES OF RUBBER, NES	66	66	41	273 STONE, SAND AND GRAVEL	5 733	139	85
658 TEXTILE ARTICLES NES	4	52	30	274 SULPHUR, UNREFINED, IRON PYRS	579	96	57
699 MANUFACTURES, BASE METAL, NES	314	549	332	278 OTHER CRUDE MINERALS	18 574	122	75
724 TEXTILE, LEATHER MACHINES	34	105					

7 IMPORTS AND EXPORTS (SPECIAL TRADE) BY COUNTRIES OF PRODUCTION AND CONSUMPTION AND BY GROUPS OF THE SITC-REV. III 1993

GROUP DESCRIPTION	DT = 100 KG	1 000 DM	1 000 \$	GROUP DESCRIPTION	DT = 100 KG	1 000 DM	1 000 \$
678 WIRE OF IRON OR STEEL	1 373	194	120	292 CRUDE VEG.MATERIALS, NES	16	97	57
679 TUBES,PIPES,ETC.IRON,STL	8 685	1 198	732	512 ALCOHOL,PHENOL,ETC.DERIV	202	110	63
681 SILVER,PLATINUM,ETC.	6	196	121	513 CARBOXYLIC ACIDS,DERIVTS	3 788	473	290
682 COPPER	1 340	964	584	514 NITROGEN-FUNCT.COMPOUNDS	9	192	115
684 ALUMINIUM	3 068	1 303	784	522 INORGANIC CHEM.ELEMENTS	3 112	201	118
691 METALLIC STRUCTURES NES	256	120	74	531 SYNTH.COLOURS,LAKES,ETC.	137	758	458
692 CONTAINERS,STORAGE,TRNSP	658	183	113	533 PIGMENTS, PAINTS, ETC.	92	85	52
693 WIRE PRODUCTS EXCL.ELECT	455	365	221	541 MEDICINES, ETC. EXC.GRP542	100	488	299
694 NAILS,SCREWS,NUTS,ETC.	89	212	123	553 PERFUMERY,COSMETICS,ETC.	618	525	314
695 TOOLS	971	1 533	919	554 SOAP,CLEANERS,POLISH,ETC	552	193	117
696 CUTLERY	18	123	73	571 POLYMERS OF ETHYLENE	1 674	234	144
697 HOUSEHOLD EQUIPMENT,NES	142	407	237	575 OTH.PLASTIC,PRIMARY FORM	61	59	35
699 MANUFACTS.BASE METAL,NES	1 145	1 166	706	591 INSECTICIDES, ETC.	58	56	34
700 CPL IND PLANT (84/85/87)	433	487	303	592 STARCHES,INULIN,ETC.	47	54	33
711 STEAM GENER. BOILERS,ETC.	142	300	183	597 PREPRD ADDITIVES,LIQUIDS	168	55	35
713 INTRNL COMBUS PSTN ENGIN	397	940	573	598 MISC.CHEMICAL PROOTS,NES	490	199	119
714 ENGINES,MOTORS NON-ELECT	104	21 742	13 066	641 PAPER AND PAPERBOARD	2 616	120	75
716 ROTATING ELECTRIC PLANT	1 087	1 255	759	665 GLASSWARE	115	131	79
718 OTH.POWR.GENRTNG.MACHNRY	23	230	140	673 FLAT-ROLLED IRON ETC.	3 211	206	126
721 AGRIC.MACHINES,EX.TRACTR	59	54	33	682 COPPER	92	63	38
723 CIVIL ENGINEERING EQUIPT	870	1 700	1 027	691 METALLIC STRUCTURES NES	348	903	532
724 TEXTILE,LEATHER MACHINES	4 477	13 368	8 083	695 TOOLS	6	192	111
725 PAPER,PULP MILL MACHINES	167	1 230	731	699 MANUFACTS.BASE METAL,NES	402	387	233
726 PRINTNG,BOOKBINDNG MACHS	1 009	3 063	1 854	718 OTH.POWR.GENRTNG.MACHNRY	79	835	500
727 FOOD-PROCESS.MCH.NON DOM	899	669	400	723 CIVIL ENGINEERING EQUIPT	165	372	223
728 OTH.MACH,PTS,SPCL INDUST	1 643	3 843	2 318	724 TEXTILE,LEATHER MACHINES	143	493	301
731 METAL REMOVAL WORK TOOLS	148	198	123	726 PRINTNG,BOOKBINDNG MACHS	6	180	109
735 PARTS,NES,FOR MACH-TOOLS	19	107	59	727 FOOD-PROCESS.MCH.NON DOM	37	177	107
737 METALWORKING MACHNRY NES	87	145	89	741 HEATING,COOLNG EQUIP,PART	148	549	333
741 HEATING,COOLNG EQUIP,PART	849	2 382	1 456	743 PUMPS NES,CENTRIFUGS ETC	15	89	53
742 PUMPS FOR LIQUIDS,PART	205	701	425	744 MECHANICAL HANDLING EQUIP	1 371	1 350	811
743 PUMPS NES,CENTRIFUGS ETC	382	2 622	1 604	745 OTH.NONELEC MCH,TOOL,NES	79	420	252
744 MECHANICAL HANDLING EQUIP	2 725	3 262	1 955	747 TAPS,COCKS,VALVES,ETC.	27	108	64
745 OTH.NONELEC MCH,TOOL,NES	233	3 414	2 084	748 TRANSMISSIONS SHAFTS ETC	24	67	40
746 BALL OR ROLLER BEARINGS	35	133	79	749 NON-ELECT MACH.PARTS,ETC	27	86	51
747 TAPS,COCKS,VALVES,ETC.	147	752	450	752 AUTOMATC.DATA PROC.EQUIP	26	53	31
748 TRANSMISSIONS SHAFTS ETC	43	183	111	764 TELECOMM.EQUIP.PARTS NES	229	4 012	2 380
749 NON-ELECT MACH.PARTS,ETC	1 546	1 995	1 185	772 ELEC.SWITCH.RELAY.CIRCUIT	26	202	121
751 OFFICE MACHINES	52	303	183	775 DOM.ELEC,NON-ELEC.EQUIPT	91	253	154
752 AUTOMATC.DATA PROC.EQUIP	88	1 473	886	778 ELECTRIC.MACH.APPART,NES	5	93	57
759 PARTS,FOR OFFICE MACHINS	20	719	430	781 PASS.MOTOR VEHCLS.EX.BUS	40	139	81
763 SOUND RECORDER,PHONOGRPH	9	320	194	782 GOODS,SPCL TRANSPORT VEH	243	81	48
764 TELECOMM.EQUIP.PARTS NES	72	852	510	784 PARTS,TRACTORS,MOTOR VEH	39	112	66
771 ELECT POWER MACHNY.PARTS	978	779	472	792 AIRCRAFT,ASSOCTD.EQUIPNT	1	101	62
772 ELEC.SWITCH.RELAY.CIRCUIT	365	2 701	1 630	848 CLOTHNG,NONTXTL;HEADGEAR	32	178	111
773 ELECTR DISTRIB.EQPT NES	196	638	377	871 OPTICAL INSTRUMENTS,NES	6	202	118
774 ELECTRO-MEDCL,XRAY EQUIP	34	624	370	872 MEDICAL INSTRUMENTS NES	19	225	135
775 DOM.ELEC,NON-ELEC.EQUIPT	95	218	129	874 MEASURE,CONTROL INSTRMNT	17	652	391
776 TRANSISTORS,VALVES,ETC.	15	1 069	642	882 PHOTO.CINEMATOGRPH.SUPPL	497	794	480
778 ELECTRIC.MACH.APPART,NES	1 163	5 118	3 100	895 OFFICE,STATIONERY SUPPLS	68	364	217
781 PASS.MOTOR VEHCLS.EX.BUS	2 115	10 046	6 053				
782 GOODS,SPCL TRANSPORT VEH	224	62	39				
784 PARTS,TRACTORS,MOTOR VEH	198	806	484				
786 TRAILERS,SEMI-TRAILR,ETC	64	65	39				
791 RAILWAY VEHICLES,EQUIPNT	1 193	2 642	1 596				
792 AIRCRAFT,ASSOCTD.EQUIPNT	39	8 342	5 142				
813 LIGHTNG FIXTURES ETC.NES	64	197	113				
821 FURNITURE,CUSHIONS,ETC.	197	425	259				
841 MENS,BOYS CLOTHING,X-KNIT	14	85	53				
845 OTHR.TEXTILE APPAREL,NES	16	83	50				
846 CLOTHING ACCESSRS,FABRIC	515	2 402	1 471				
848 CLOTHNG,NONTXTL;HEADGEAR	456	1 332	800				
871 OPTICAL INSTRUMENTS,NES	7	311	189				
872 MEDICAL INSTRUMENTS NES	213	998	609				
873 METERS,COUNTERS,NES	106	194	118				
874 MEASURE,CONTROL INSTRMNT	83	2 562	1 520				
881 PHOTOGRAPH APPAR,ETC.NES	20	169	100				
882 PHOTO.CINEMATOGRPH.SUPPL	1 776	2 811	1 699				
884 OPTICAL GOODS NES		109	66				
892 PRINTED MATTER	777	939	563				
893 ARTICLES,NES,OF PLASTICS	1 654	1 136	680				
894 BABY CARRIAGE,TOYS,GAMES		166	100				
895 OFFICE,STATIONERY SUPPLS	187	678	410				
897 GOLD,SILVERWARE,JEWEL NES	1	125	75				
898 MUSICAL INSTRUMENTS,ETC.	531	1 033	618				
899 MISC MANUFCTRD GOODS NES	330	2 186	1 327				
971 GOLD,NONMONTY EXCL ORES		62	30				
NEPAL							
IMPORTS	143 516	326 195	197 091				
074 TEA AND MATE	183	232	141	041 WHEAT, MESLIN, UNMILLED	7 110	115	67
551 ESSNTL.OIL,PERFUME,FLAVR	24	79	49	061 SUGARS,MOLASSES,HONEY	594	71	43
635 WOOD MANUFACTURES, NES	78	153	93	263 COTTON	6 868	1 426	861
641 PAPER AND PAPERBOARD	16	63	38	267 OTHER MAN-MADE FIBRES	590	425	259
642 PAPER,PAPERBOARD,CUT ETC	53	166	97	278 OTHER CRUDE MINERALS	15 591	96	57
658 TEXTILE ARTICLES NES	106	119	72	511 HYDROCARBONS,NES,DERIVTS	116	88	54
659 FLOOR COVERINGS, ETC.	139 844	308 980	186 696	513 CARBOXYLIC ACIDS,DERIVTS	399	128	76
697 HOUSEHOLD EQUIPMENT,NES	112	384	233	516 OTHER ORGANIC CHEMICALS	98	143	90
831 TRUNK,SUIT-CASES,BAG,ETC	420	610	365	522 INORGANIC CHEM.ELEMENTS	1 080	142	87
841 MENS,BOYS CLOTHING,X-KNIT	311	726	432	531 SYNTH.COLOURS,LAKES,ETC.	89	277	164
842 WOMEN,GIRL CLOTHING,XKNIT	259	707	418	533 PIGMENTS, PAINTS, ETC.	1 610	829	508
843 MENS,BOYS CLOTHING,KNIT	51	88	53	541 MEDICINES, ETC. EXC.GRP542	23	308	187
844 WOMEN,GIRLS CLOTHING,KNIT	62	158	95	542 MEDICAMENTS	186	1 763	1 050
845 OTHR.TEXTILE APPAREL,NES	922	11 062	6 696	551 ESSNTL.OIL,PERFUME,FLAVR	311	829	499
846 CLOTHING ACCESSRS,FABRIC	69	179	108	571 POLYMERS OF ETHYLENE	1 500	172	100
848 CLOTHNG,NONTXTL;HEADGEAR	608	897	549	575 OTH.PLASTIC,PRIMARY FORM	1 092	292	178
874 MEASURE,CONTROL INSTRMNT		101	63	581 PLASTIC TUBE,PIPE,HOSE	1 245	317	193
894 BABY CARRIAGE,TOYS,GAMES	25	57	34	582 PLASTIC PLATE,SHEETS,ETC	338	435	265
896 WORKS OF ART,ANTIQUE ETC	8	245	150	592 STARCHES,INULIN,ETC.	93	59	36
897 GOLD,SILVERWARE,JEWEL NES	34	508	306	597 PREPRD ADDITIVES,LIQUIDS	141	57	34
899 MISC MANUFCTRD GOODS NES	9	79	48	598 MISC.CHEMICAL PROOTS,NES	1 452	430	252
961 COIN NONGOLD NONCURRENT	4	148	90	621 MATERIALS OF RUBBER	15	101	58
				629 ARTICLES OF RUBBER, NES	15	188	112
				641 PAPER AND PAPERBOARD	18 332	1 141	705
				651 TEXTILE YARN	10	103	62
				657 SPECIAL YARN,TXTL.FABRIC	15	284	172
				662 CLAY,REFRCT.CONSTR.MATRL	5 860	691	414
				663 MINERAL MANUFACTURES,NES	179	406	243
				665 GLASSWARE	58	94	55
EXPORTS	26 783	19 773	11 838				
022 MILK AND CREAM	152	62	37				

7 IMPORTS AND EXPORTS (SPECIAL TRADE) BY COUNTRIES OF PRODUCTION AND CONSUMPTION AND BY GROUPS OF THE SITC-REV. III 1993

GROUP DESCRIPTION	DT = 100 KG	1 000 DM	1 000 \$	GROUP DESCRIPTION	DT = 100 KG	1 000 DM	1 000 \$
671 PIG IRON, SPIEGELEISN, ETC	270	57	35	641 PAPER AND PAPERBOARD	327	581	352
678 WIRE OF IRON OR STEEL	155	60	37	642 PAPER, PAPERBOARD, CUT ETC	2 535	3 280	1 982
679 TUBES, PIPES, ETC. IRON, STL	119	102	62	651 TEXTILE YARN	33 965	15 354	9 320
682 COPPER	2 014	1 230	744	652 COTTON FABRICS, WOVEN	51 893	47 140	28 553
686 ZINC	201	59	35	653 FABRICS, MAN-MADE FIBRES	20 566	16 609	10 102
693 WIRE PRODUCTS EXCL. ELECT	55	160	98	654 OTH. TEXTILE FABRIC, WOVEN	174	1 084	656
695 TOOLS	57	420	257	656 TULLE, LACE, EMBROIDRY, ETC	1 089	1 469	899
697 HOUSEHOLD EQUIPMENT, NES	14	149	90	657 SPECIAL YARN, TXTL. FABRIC	1 277	1 198	726
699 MANUFACT. BASE METAL, NES	1 757	504	307	658 TEXTILE ARTICLES NES	18 725	25 361	15 368
712 STEAM TURBINES	17	738	442	659 FLOOR COVERINGS, ETC.	209	793	476
713 INTRNL COMBUS PSTN ENGIN	17	939	554	661 LIME, CEMENT, CONSTR. MATRL	1 176	283	175
716 ROTATING ELECTRIC PLANT	87	309	184	662 CLAY, REFRCT. CONSTR. MATRL	30 554	3 768	2 286
721 AGRIC. MACHINES, EX. TRACTR	185	213	125	663 MINERAL MANUFACTURES, NES	6 635	1 102	666
724 TEXTILE, LEATHER MACHINES	20	310	187	664 GLASS	3 750	452	271
725 PAPER, PULP MILL MACHINES	22	417	259	665 GLASSWARE	3 007	3 626	2 198
726 PRINTNG, BOOKBINDNG MACHS	349	3 255	2 001	666 POTTERY	61 295	20 846	12 619
728 OTH. MACH. PTS, SPCL INDUSTR	49	511	304	667 PEARLS, PRECIOUS STONES	15 552	3 959	2 375
735 PARTS, NES, FOR MACH-TOOLS	11	193	115	679 TUBES, PIPES, ETC. IRON, STL	3 857	3 199	1 945
737 METALWORKING MACHNRY NES		58	36	682 COPPER	10 165	9 818	5 942
741 HEATING, COOLING EQUIP, PART	44	166	102	687 TIN	81	111	65
742 PUMPS FOR LIQUIDS, PARTS	47	457	280	691 METALLIC STRUCTURES NES	36	85	50
743 PUMPS NES, CENTRIFUGS ETC	69	362	216	692 CONTAINERS, STORAGE, TRNSP	5 094	1 659	1 001
745 OTH. NONELEC MCH, TOOL, NES	75	287	173	693 WIRE PRODUCTS EXCL. ELECT	14 623	6 319	3 804
746 BALL OR ROLLER BEARINGS	15	122	74	694 NAILS, SCREWS, NUTS, ETC.	2 901	2 930	1 759
748 TRANSMISSIONS, SHAFTS ETC	54	344	208	695 TOOLS	821	1 317	785
749 NON-ELECT MACH. PARTS, ETC	19	87	52	696 CUTLERY	7 162	10 159	6 133
751 OFFICE MACHINES	42	1 403	822	697 HOUSEHOLD EQUIPMENT, NES	4 462	4 572	2 761
759 PARTS, FOR OFFICE MACHINS		100	60	699 MANUFACT. BASE METAL, NES	9	97	58
764 TELECOMM. EQUIP. PARTS NES	1 146	13 414	8 214	713 INTRNL COMBUS PSTN ENGIN	564	72 385	44 000
772 ELEC. SWITCH, RELAY, CIRCUIT	25	756	459	714 ENGINES, MOTORS NON-ELECT	1 675	6 012	3 600
773 ELECTR. DISTRIBUT. EQUIP NES	107	628	390	716 ROTATING ELECTRIC PLANT	178	127	75
774 ELECTRO-MEDCL. XRAY EQUIP	27	766	478	721 AGRIC. MACHINES, EX. TRACTR	8 096	12 725	7 549
775 DOM. ELEC. NON-ELEC. EQUIPT	53	151	88	724 TEXTILE, LEATHER MACHINES	213	654	391
778 ELECTRIC. MACH. APPART. NES	4 468	9 626	5 842	728 OTH. MACH. PTS, SPCL INDUSTR	1 548	4 741	2 853
781 PASS. MOTOR VEHCLS. EX. BUS	1 068	2 201	1 346	731 METAL REMOVAL WORK TOOLS	4	69	40
784 PARTS, TRACTORS, MOTOR VEH	59	129	78	737 METALWORKING MACHNRY NES	199	710	430
791 RAILWAY VEHICLES, EQUIPNT	640	1 035	607	741 HEATING, COOLING EQUIP, PART	2 585	4 423	2 644
821 FURNITURE, CUSHIONS, ETC.	95	139	86	743 PUMPS NES, CENTRIFUGS ETC	355	646	393
843 MENS, BOYS CLOTHING, KNIT	9	65	38	744 MECHANICAL HANDLING EQUIP	1 959	16 534	9 924
871 OPTICAL INSTRUMENTS, NES	3	64	38	745 OTH. NONELEC MCH, TOOL, NES	1 986	2 650	1 587
874 MEASURE, CONTROL INSTRMNT	224	3 324	2 048	746 BALL OR ROLLER BEARINGS	1 946	1 548	940
882 PHOTO. CINEMATOGRPH. SUPPL	44	154	96	747 TAPS, COCKS, VALVES, ETC.	110	402	242
				748 TRANSMISSIONS, SHAFTS ETC	4 534	22 005	13 301
THAILAND				749 NON-ELECT MACH. PARTS, ETC	24 598	141 577	85 372
IMPORTS	11 574 192	3 136 473	1 897 494	751 OFFICE MACHINES	2 996	21 353	12 958
001 LIVE ANIMALS	1	55	33	761 TELEVISION RECEIVERS ETC	62 504	122 532	74 508
012 OTHER MEAT, MEAT OFFAL	129 735	92 418	55 789	762 RADIO-BROADCAST RECEIVER	381	1 749	1 053
017 MEAT, OFFL. PRPD, PRSVD, NES	1 603	1 099	655	763 SOUND RECORDER, PHONOGRPH	3 061	22 317	13 529
025 EGGS, BIRDS, YOLKS, ALBUMIN	640	313	186	764 TELECOMM. EQUIP. PARTS NES	20 480	39 054	23 549
034 FISH, FRESH, CHILLED, FROZEN	3 665	3 723	2 260	771 ELECT. POWER MACHNRY, PARTS	1 574	7 581	4 567
035 FISH, DRIED, SALTED, SMOKED	120	155	94	772 ELEC. SWITCH, RELAY, CIRCUIT	2 335	22 431	13 588
036 CRUSTACEANS, MOLLUSCS ETC	57 798	73 695	44 497	773 ELECTR. DISTRIBUT. EQUIP NES	2 167	7 538	4 557
037 FISH ETC. PRPD, PRSVD, NES	183 317	95 468	57 425	774 ELECTRO-MEDCL. XRAY EQUIP	3	50	31
042 RICE	117 688	7 810	4 703	775 DOM. ELEC. NON-ELEC. EQUIPT	54 846	55 981	34 264
047 OTHER CEREAL MEAL, FLOURS	925	117	69	776 TRANSISTORS, VALVES, ETC.	1 982	115 935	70 095
048 CEREAL PREPARATIONS	3 823	1 025	621	778 ELECTRIC. MACH. APPART. NES	10 614	17 704	10 693
054 VEGETABLES	8 223 438	199 596	120 745	781 PASS. MOTOR VEHCLS. EX. BUS	6 524	7 870	4 659
056 VEGETABLES, PRPD, PRSVD, NES	102 351	14 586	8 832	782 GOODS, SPCL TRANSPORT VEH	497	627	372
057 FRUIT, NUTS EXCL. OIL NUTS	5 266	3 125	1 874	784 PARTS, TRACTORS, MOTOR VEH	574	1 637	985
058 FRUIT, PRESERVED, PREPARED	622 926	67 924	41 203	785 CYCLES, MOTORCYCLES ETC.	5 722	4 759	2 901
059 FRUIT, VEGETABLE JUICES	39 274	6 319	3 825	786 TRAILERS, SEMI-TRAILER, ETC	385	249	148
061 SUGARS, MOLASSES, HONEY	35 189	374	228	792 AIRCRAFT, ASSOC'D. EQUIPNT	4	1 625	974
062 SUGAR CONFECTIONERY	4 341	6 526	3 945	793 SHIP, BOAT, FLOAT. STRUCTRS	242	317	192
071 COFFEE, COFFEE SUBSTITUTE	6 756	1 188	725	812 PLUMBING, SANITRY, EQPT. ETC	3 402	697	410
072 COCOA	780	419	256	813 LIGHTING FIXTURES ETC. NES	4 471	8 167	4 921
074 TEA AND MATE	137	92	54	821 FURNITURE, CUSHIONS, ETC.	82 348	54 020	32 666
075 SPICES	5 162	1 837	1 114	831 TRUNK, SUIT-CASES, BAG, ETC	18 551	66 380	40 104
081 ANIMAL FEED STUFF	89 252	11 616	7 034	841 MENS, BOYS CLOTHING, X-KNIT	38 195	103 795	62 699
098 EDIBLE PROD. PREPRTNS, NES	16 305	4 920	2 980	842 WOMEN, GIRL CLOTHING, X-KNIT	18 095	79 748	48 320
111 NON-ALCOHOL. BEVERAGE, NES	2 783	481	290	843 MENS, BOYS CLOTHING, KNIT	5 060	18 866	11 438
112 ALCOHOLIC BEVERAGES	1 498	521	315	844 WOMEN, GIRLS CLOTHING, KNIT	10 221	40 867	24 755
121 TOBACCO, UNMANUFACTURED	49 166	25 779	15 550	845 OTHR. TEXTILE APPAREL, NES	50 281	191 085	115 650
211 HIDES, SKINS (EX. FURS), RAW	140	86	53	846 CLOTHING ACCESSRS, FABRIC	4 409	14 611	8 875
222 OILSEED (SFT, FIX VEG. OIL)	842	150	91	848 CLOTHING, NONTXTL; HEADGEAR	31 801	42 938	25 933
231 NATURAL RUBBER, ETC.	311 556	44 855	27 127	851 FOOTWEAR	92 373	190 113	115 713
248 WOOD, SIMPLY WORKED	4 088	1 095	663	871 OPTICAL INSTRUMENTS, NES	86	647	394
263 COTTON	16 317	1 616	975	872 MEDICAL INSTRUMENTS NES	1 228	7 221	4 358
265 VEGETABLE TEXTILE FIBRES	1 151	64	40	874 MEASURE, CONTROL INSTRMNT	553	4 414	2 655
266 SYNTHETIC FIBRES	498	94	69	881 PHOTOGRAPH APPAR. ETC. NES	1 475	17 132	10 328
278 OTHER CRUDE MINERALS	92 702	4 705	2 835	882 PHOTO. CINEMATOGRPH. SUPPL	72	539	317
291 CRUDE ANIMAL MATERIALS, NES	1 418	946	573	884 OPTICAL GOODS NES	2 241	21 617	13 078
292 CRUDE VEG. MATERIALS, NES	18 767	9 716	5 896	885 WATCHES AND CLOCKS	2 243	40 187	24 247
431 ANIMAL, VEG. FATS, OILS, NES				892 PRINTED MATTER	1 521	1 902	1 136
514 NITROGEN-FUNCT. COMPOUNDS	1 640	480	294	893 ARTICLES, NES, OF PLASTICS	75 335	34 048	20 603
515 ORGANO-INORGANIC COMPNDS	11 538	2 792	1 689	894 BABY CARRIAGE, TOYS, GAMES	63 188	100 945	61 080
516 OTHER ORGANIC CHEMICALS	208	2 252	1 365	895 OFFICE, STATIONERY SUPPLS	7 796	12 930	7 774
522 INORGANIC CHEM. ELEMENTS	2 255	738	446	896 WORKS OF ART, ANTIQUE ETC	75	561	339
523 METAL. SALTS, INORGAN. ACID	932	774	469	897 GOLD, SILVERWARE, JEWEL NES	1 274	208 650	126 028
531 SYNTH. COLOURS, LAKES, ETC.	290	261	157	898 MUSICAL INSTRUMENTS, ETC.	3 587	7 566	4 557
541 MEDICINES, ETC. EXC. GRP542	672	1 571	944	899 MISC MANUFACTRD GOODS NES	17 763	34 691	20 968
553 PERFUMERY, COSMETICS, ETC.	1 687	3 028	1 825	971 GOLD, NONMONTY EXCL ORES	12	10 147	6 040
554 SOAP, CLEANERS, POLISH, ETC	136	86	50				
574 POLYACETAL, POLYCARBONATE	2 399	563	336	EXPORTS	5 898 609	3 373 420	2 036 534
575 OTH. PLASTIC, PRIMARY FORM	438	96	58	001 LIVE ANIMALS	61	307	187
581 PLASTIC TUBE, PIPE, HOSE	1 345	1 209	724	012 OTHER MEAT, MEAT OFFAL	562	206	127
582 PLASTIC PLATE, SHEETS, ETC	6 908	2 838	1 712	016 MEAT, ED. OFFL, DRY, SLT, SMK	57	158	94
592 STARCHES, INULIN, ETC.	84 672	7 496	4 543	022 MILK AND CREAM	61 698	11 943	7 290
598 MISC. CHEMICAL PRODTS, NES	147	65	40	037 FISH ETC. PRPD, PRSVD, NES	602	425	251
611 LEATHER	2 904	9 485	5 731	043 BARLEY, UNMILLED	3 345	176	109
612 MANUFACT. LEATHER ETC. NES	16 509	9 161	5 444	048 CEREAL PREPARATIONS	132 700	6 521	3 985
613 FURSKINS, TANNED, DRESSED	77	85	53	054 VEGETABLES	9 336	28 252	17 047
621 MATERIALS OF RUBBER	2 612	883	535	057 FRUIT, NUTS EXCL. OIL NUTS	204	252	152
625 RUBBER TYRES, TUBES, ETC.	55 158	27 059	16 366	058 FRUIT, PRESERVED, PREPARED	502	239	143
629 ARTICLES OF RUBBER, NES	21 800	8 097	4 890	059 FRUIT, VEGETABLE JUICES	225	54	32
634 VENEERS, PLYWOOD, ETC.	507	461	277	061 SUGARS, MOLASSES, HONEY	2 046	409	250
635 WOOD MANUFACTURES, NES	137 784	57 473	34 748				

7 IMPORTS AND EXPORTS (SPECIAL TRADE) BY COUNTRIES OF PRODUCTION AND CONSUMPTION AND BY GROUPS OF THE SITC-REV. III 1993

GROUP DESCRIPTION	DT = 100 KG	1 000 DM	1 000 \$	GROUP DESCRIPTION	DT = 100 KG	1 000 DM	1 000 \$
062 SUGAR CONFECTIONERY	748	452	266	695 TOOLS	5 032	19 313	11 649
071 COFFEE, COFFEE SUBSTITUTE	43	65	40	696 CUTLERY	156	1 762	1 063
073 CHOCOLATE, OTH. COCOA PREP	804	732	437	697 HOUSEHOLD EQUIPMENT, NES	661	1 257	754
081 ANIMAL FEED STUFF	6 802	3 469	2 095	699 MANUFACT. BASE METAL, NES	12 300	15 912	9 569
098 EDIBLE PROD. PREPRTNS, NES	1 625	2 005	1 210	700 CPL IND PLANT (84/85/87)	24 965	84 440	50 970
111 NON-ALCOHOL. BEVERAGE, NES	474	85	52	711 STEAM GENER. BOILERS, ETC.	7 027	6 093	3 715
112 ALCOHOLIC BEVERAGES	1 121	370	225	712 STEAM TURBINES	1 034	13 359	8 164
122 TOBACCO, MANUFACTURED	10	87	52	713 INTRNL COMBUS PSTN ENGIN	2 287	10 414	6 259
211 HIDES, SKINS (EX. FURS), RAW	22 203	5 272	3 206	714 ENGINES, MOTORS NON-ELECT	716	61 370	37 127
232 SYNTHETIC RUBBER, ETC.	11 719	3 395	2 050	716 ROTATING ELECTRIC PLANT	4 945	13 893	8 380
246 WOOD IN CHIPS, PARTICLES	5 426	60	35	718 OTH. POWR. GENRTNG. MACHNRY	178	1 985	1 208
251 PULP AND WASTE PAPER	462 041	3 273	1 984	721 AGRIC. MACHINES, EX. TRACTR	1 419	2 050	1 246
263 COTTON	2 628	617	371	722 TRACTORS	200	307	180
266 SYNTHETIC FIBRES	409	122	75	723 CIVIL ENGINEERING EQUIPT	49 551	75 892	46 087
267 OTHER MAN-MADE FIBRES	4 276	2 924	1 763	724 TEXTILE, LEATHER MACHINES	47 628	152 115	92 171
273 STONE, SAND AND GRAVEL	33 991	869	520	725 PAPER, PULP MILL MACHINES	17 387	57 296	34 468
274 SULPHUR, UNRSTD. IRON PYRS	4 017	936	566	726 PRINTNG, BOOKBINDNG MACHS	14 055	42 428	25 667
277 NATURAL ABRASIVES, NES	309	177	105	727 FOOD-PROCESS. MCH. NON DQM	4 135	15 453	9 388
278 OTHER CRUDE MINERALS	73 779	979	585	728 OTH. MACH. PTS, SPCL INDUST	56 710	173 586	104 393
282 FERROUS WASTE AND SCRAP	280 640	5 892	3 466	731 METAL REMOVAL WORK TOOLS	15 171	16 836	10 120
285 ALUMINIUM ORE, CONCTR. ETC	1 609	275	167	733 MACH-TOOLS, METAL-WORKING	10 910	22 667	13 686
288 NON-FERROUS WASTE, SCRAP	447	84	53	735 PARTS, NES, FOR MACH-TOOLS	624	4 265	2 565
291 CRUDE ANIMAL MATERLS, NES	64	211	125	737 METALWORKING MACHNRY NES	3 499	18 800	12 029
292 CRUDE VEG. MATERIALS, NES	876	853	523	741 HEATING, COOLING EQUIP, PART	20 428	48 170	29 014
334 PETROLEUM PRODUCTS	13 212	3 104	1 884	742 PUMPS FOR LIQUIDS, PARTS	6 722	24 911	15 055
335 RESIDUAL PETROL. PRODUCTS	8 012	1 298	786	743 PUMPS NES, CENTRIFUGS ETC	11 187	39 367	23 711
411 ANIMAL OILS AND FATS	1 075	495	299	744 MECHANICAL HANDLING EQUIP	20 589	36 665	22 107
431 ANIMAL, VEG. FATS, OILS, NES	8 424	1 454	885	745 OTH. NONELEC MCH, TOOL, NES	17 588	70 336	41 981
511 HYDROCARBONS, NES, DERIVTS	13 400	3 247	1 958	746 BALL OR ROLLER BEARINGS	389	1 031	625
512 ALCOHOL, PHENOL, ETC. DERIV	51 930	8 080	4 868	747 TAPS, COCKS, VALVES, ETC.	7 805	25 670	15 478
513 CARBOXYLIC ACIDS, DERIVTS	86 129	12 562	7 604	748 TRANSMISSIONS SHAFTS ETC	10 926	19 505	11 775
514 NITROGEN-FUNCT. COMPOUNDS	23 046	11 887	7 161	749 NON-ELECT MACH. PARTS, ETC	6 028	15 438	9 363
515 ORGANO-INORGANIC COMPNDS	7 556	14 031	8 496	751 OFFICE MACHINES	669	4 871	2 948
516 OTHER ORGANIC CHEMICALS	15 151	6 078	3 671	752 AUTOMATC. DATA PROC. EQUIP	598	11 242	6 807
522 INORGANIC CHEM. ELEMENTS	47 441	15 046	9 066	753 PARTS, FOR OFFICE MACHINS	629	7 208	4 340
523 METAL, SALTS, INORGAN. ACID	127 737	14 372	8 676	761 TELEVISION RECEIVERS ETC	67	414	253
524 OTHER CHEMICAL COMPOUNDS	3 270	1 749	1 059	762 RADIO-BROADCAST RECEIVER	188	3 209	1 949
525 RADIO-ACTIVE MATERIALS	1	128	77	763 SOUND RECORDER, PHONOGRPH	43	573	345
531 SYNTH. COLOURS, LAKES, ETC.	19 127	53 191	32 227	764 TELECOMM. EQUIP. PARTS NES	5 445	99 452	60 425
532 DYEING, TANNING MATERIALS	32 827	6 085	3 688	771 ELECT. POWER MACHNY. PARTS	16 818	27 625	16 608
533 PIGMENTS, PAINTS, ETC.	36 853	30 627	18 518	772 ELEC. SWITCH, RELAY, CIRCUIT	7 181	46 193	27 868
541 MEDICINES, ETC. EXC. GRP542	5 122	35 798	21 511	773 ELECTR. DISTRIB. EQPT NES	5 155	13 195	7 969
542 MEDICAMENTS	5 339	34 265	20 680	774 ELECTRO-MEDCL. XRAY EQUIP	603	12 558	7 470
551 ESSNTL. OIL, PERFUME, FLAVR	2 050	5 088	3 060	775 DOM. ELEC. NON-ELEC. EQUIPT	3 730	9 089	5 464
553 PERFUMERY, COSMETICS, ETC.	2 453	4 107	2 483	776 TRANSISTORS, VALVES, ETC.	357	48 725	29 488
554 SOAP, CLEANERS, POLISH, ETC	40 849	13 735	8 309	778 ELECTRIC. MACH. APPART. NES	20 057	46 804	28 233
562 FERTILIZER, EXCEPT GRP272	461 256	4 947	2 949	781 PASS. MOTOR VEHCLS. EX. BUS	178 046	547 863	332 044
571 POLYMERS OF ETHYLENE	30 755	4 357	2 624	782 GOODS, SPCL TRANSPORT VEH	16 167	36 465	21 524
572 POLYMERS OF STYRENE	2 877	572	349	783 ROAD MOTOR VEHICLES NES	1 467	1 959	1 166
573 POLYMERS, VINYL CHLORIDE	19 534	3 628	2 196	784 PARTS, TRACTORS, MOTOR VEH	94 096	233 490	140 443
574 POLYACETAL, POLYCARBONATE	14 301	7 013	4 241	785 CYCLES, MOTORCYCLES ETC.	14	115	67
575 OTH. PLASTIC, PRIMARY FORM	114 642	49 098	29 675	786 TRAILERS, SEMI-TRAILR, ETC	5 419	5 620	3 346
579 PLASTIC WASTE, SCRAP ETC	1 638	108	67	791 RAILWAY VEHICLES, EQUIPNT	77	1 255	753
581 PLASTIC TUBE, PIPE, HOSE	1 097	3 187	1 917	792 AIRCRAFT, ASSOCTD. EQUIPNT	26	6 747	4 078
582 PLASTIC PLATE, SHEETS, ETC	13 868	12 971	7 851	800 CPL IND PLANT CHAP 90/94	37	1 531	953
583 MONOFILAMENT OF PLASTICS	947	855	514	812 PLUMBING, SANITRY, EQPT. ETC	278	111	68
591 INSECTICIDES, ETC.	20 014	16 415	9 924	813 LIGHTING FIXTURES ETC. NES	846	4 725	2 858
592 STARCHES, INULIN, ETC.	79 568	9 862	5 970	821 FURNITURE, CUSHIONS, ETC.	1 856	4 922	2 978
593 EXPLOSIVES, PYROTECHNICS	673	1 960	1 195	831 TRUNK, SUIT-CASES, BAG, ETC	31	209	129
597 PREPRD. ADDITIVES, LIQUIDS	29 216	10 111	6 101	841 MENS, BOYS CLOTHNG, X-KNIT	25	389	235
598 MISC. CHEMICAL PRODTS, NES	92 244	40 229	24 309	842 WOMEN, GIRL CLOTHNG, XKNIT	2	286	175
600 CPL IND PLANT CHAP 69-76	5 726	11 402	6 863	845 OTHR. TEXTILE APPAREL, NES	25	141	84
611 LEATHER	9 803	12 190	7 377	846 CLOTHING ACCESSRS, FABRIC	122	1 236	758
612 MANUFACT. LEATHER ETC. NES	117	166	100	848 CLOTHNG, NONTXLT; HEADGEAR	32	215	130
613 FURSKINS, TANNED, DRESSED	1	59	34	851 FOOTWEAR	764	2 438	1 475
621 MATERIALS OF RUBBER	2 839	3 207	1 938	871 OPTICAL INSTRUMENTS, NES	71	3 166	1 904
625 RUBBER TYRES, TUBES, ETC.	1 359	1 435	869	872 MEDICAL INSTRUMENTS NES	816	17 609	10 625
629 ARTICLES OF RUBBER, NES	4 708	9 024	5 417	873 METERS, COUNTERS, NES	518	3 651	2 179
634 VENEERS, PLYWOOD, ETC.	2 326	862	519	874 MEASURE, CONTROL INSTRMNT	2 718	44 718	27 041
635 WOOD MANUFACTURES, NES	3 237	1 060	637	881 PHOTOGRAPH APPAR. ETC. NES	410	3 936	2 350
641 PAPER AND PAPERBOARD	211 726	26 682	16 116	882 PHOTO. CINEMATOGPH. SUPPL	8 189	10 487	6 326
642 PAPER, PAPERBOARD, CUT ETC	12 932	7 406	4 455	884 OPTICAL GOODS NES	8	3 126	1 891
651 TEXTILE YARN	6 015	7 384	4 489	885 WATCHES AND CLOCKS	259	10 368	6 275
652 COTTON FABRICS, WOVEN	1 516	2 695	1 635	891 ARMS AND AMMUNITION	167	3 537	2 131
653 FABRICS, MAN-MADE FIBRES	1 727	5 767	3 500	892 PRINTED MATTER	2 398	3 846	2 311
654 OTH. TEXTILE FABRIC, WOVEN	133	547	326	893 ARTICLES, NES, OF PLASTICS	5 921	9 770	5 877
655 KNIT, CROCHET, FABRIC NES	1 053	3 972	2 391	894 BABY CARRIAGE, TOYS, GAMES	1 302	3 772	2 233
656 TULLE, LACE, EMBROIDRY, ETC	79	538	324	895 OFFICE, STATIONERY SUPPLS	4 159	12 406	7 491
657 SPECIAL YARN, TXLT. FABRIC	9 919	20 447	12 358	896 WORKS OF ART, ANTIQUE ETC	4	1 775	1 082
658 TEXTILE ARTICLES NES	357	2 238	1 345	897 GOLD, SILVERWARE, JEWEL NES	4	7 337	4 416
659 FLOOR COVERINGS, ETC.	270	349	212	898 MUSICAL INSTRUMENTS, ETC.	180	2 379	1 423
661 LIME, CEMENT, CONSTR. MATRL	387	145	89	899 MISC. MANUFCTRD GOODS NES	521	4 434	2 694
662 CLAY, REFRCT. CONSTR. MATRL	68 580	10 746	6 439	914 COMPL IND PLANT CHAPT 99	5 280	2 211	1 320
663 MINERAL MANUFACTURES, NES	16 636	15 059	9 113	971 GOLD, NONMONTRY EXCL DRES	45	50 111	30 178
664 GLASS	13 622	5 681	3 432				
665 GLASSWARE	3 380	4 431	2 675				
666 POTTERY	76	206	123				
667 PEARLS, PRECIOUS STONES	.	.	.				
671 PIG IRON, SPIEGELEISN, ETC	4 231	1 217	735	IMPORTS	13 303	22 206	13 360
672 INGOTS ETC. IRON OR STEEL	683 371	23 361	14 039	071 COFFEE, COFFEE SUBSTITUTE	5 002	1 016	620
673 FLAT-ROLLED IRON ETC.	759 014	28 054	16 955	667 PEARLS, PRECIOUS STONES	.	.	.
674 FLAT-ROLLED PLATED IRON	35 444	2 866	1 741	761 TELEVISION RECEIVERS ETC	739	983	576
675 FLAT-ROLLED, ALLOY STEEL	152 913	39 146	23 524	841 MENS, BOYS CLOTHNG, X-KNIT	2 163	4 644	2 819
676 IRON, STL. BAR, SHAPES ETC	419 706	27 157	16 270	842 WOMEN, GIRL CLOTHNG, XKNIT	1 516	7 038	4 232
677 RAILWAY TRACK IRON, STEEL	32 166	1 018	602	843 MENS, BOYS CLOTHNG, KNIT	101	239	147
678 WIRE OF IRON OR STEEL	1 050	397	239	844 WOMEN, GIRLS CLOTHNG, KNIT	103	200	118
679 TUBES, PIPES, ETC. IRON, STL	23 869	6 011	3 616	845 OTHR. TEXTILE APPAREL, NES	3 628	7 876	4 719
681 SILVER, PLATINUM, ETC.	89	2 878	1 750				
682 COPPER	7 412	7 244	4 359	EXPORTS	5 386	6 715	4 060
683 NICKEL	370	741	448				
684 ALUMINIUM	34 430	13 800	8 319	054 VEGETABLES	80	162	99
685 LEAD	523	97	60	292 CRUDE VEG. MATERIALS, NES	12	80	48
686 ZINC	618	187	112	641 PAPER AND PAPERBOARD	43	51	31
689 MISC. NON-FERR. BASE METAL	331	899	546	711 STEAM GENER. BOILERS, ETC.	62	100	61
691 METALLIC STRUCTURES NES	13 909	6 108	3 684	723 CIVIL ENGINEERING EQUIPT	1 192	1 577	939
692 CONTAINERS, STORAGE, TRNSP	2 107	2 576	1 555	726 PRINTNG, BOOKBINDNG MACHS	58	168	103
693 WIRE PRODUCTS EXCL. ELECT	1 909	1 815	1 097	728 OTH. MACH. PTS, SPCL INDUST	101	73	44
694 NAILS, SCREWS, NUTS, ETC.	1 154	2 072	1 232	741 HEATING, COOLING EQUIP, PART	104	203	122

7 IMPORTS AND EXPORTS (SPECIAL TRADE) BY COUNTRIES OF PRODUCTION AND CONSUMPTION AND BY GROUPS OF THE SITC-REV. III 1993

GROUP DESCRIPTION	DT = 100 KG	1 000 DM	1 000 \$	GROUP DESCRIPTION	DT = 100 KG	1 000 DM	1 000 \$
781 PASS.MOTOR VEHCLS.EX.BUS	91	241	146	625 RUBBER TYRES,TUBES,ETC.	151	135	79
782 GOODS,SPCL TRANSPORT VEH	2 949	3 273	1 993	635 WOOD MANUFACTURES, NES	68	64	39
783 ROAD MOTOR VEHICLES NES	100	126	78	641 PAPER AND PAPERBOARD	15 604	14 937	9 064
784 PARTS,TRACTORS,MOTOR VEH	5	53	32	642 PAPER,PAPERBOARD,CUT ETC	409	229	138
874 MEASURE,CONTROL INSTRMNT	5	80	49	651 TEXTILE YARN	114	434	268
881 PHOTOGRAPH APPAR.ETC.NES	3	74	45	652 COTTON FABRICS, WOVEN	845	2 145	1 303
				653 FABRICS,MAN-MADE FIBRES	794	2 794	1 695
VIETNAM				654 OTH.TEXTILE FABRIC,WOVEN	214	639	396
IMPORTS				655 KNIT,CROCHET,FABRIC NES	66	231	139
001 LIVE ANIMALS	7	116	72	656 TULLE,LACE,EMBROIDRY,ETC	36	510	308
034 FISH,FRESH,CHILLED,FROZEN	1 720	1 082	652	657 SPECIAL YARN,TXTL.FABRIC	1 250	13 204	8 020
036 CRUSTACEANS,MOLLUSCS ETC	2 408	3 636	2 205	662 CLAY,REFRCT.CONSTR.MATRL	16 371	2 061	1 241
037 FISH ETC.PRPD,PRSD,NES	5 185	3 244	1 961	663 MINERAL MANUFACTURES,NES	444	709	428
048 CEREAL PREPARATIONS,NES	1 548	302	180	665 GLASSWARE	2 196	508	317
054 VEGETABLES	2 334	784	467	676 IRON,STL.BAR,SHAPES ETC.	6 183	394	231
056 VEGETABLES,PRPD,PRSD,NES	8 995	1 148	690	679 TUBES,PIPES,ETC.IRON,STL	758	225	135
057 FRUIT,NUTS EXCL.OIL NUTS	292	134	80	682 COPPER	104	61	37
058 FRUIT,PRESERVED,PREPARED	784	191	118	684 ALUMINIUM	779	1 435	859
071 COFFEE,COFFEE SUBSTITUTE	66 834	10 357	6 269	681 METALLIC STRUCTURES NES	552	509	309
074 TEA AND MATE	7 735	2 583	1 552	692 CONTAINERS,STORAGE,TRNSP	508	810	486
075 SPICES	4 029	1 010	598	695 TOOLS	93	645	390
098 EDIBLE PROD.PREPRNS,NES	1 190	409	246	696 CUTLERY	395	1 636	985
222 OILSEED(SFT.FIX VEG.OIL)	875	99	58	699 MANUFACTS.BASE METAL,NES	378	415	246
231 NATURAL RUBBER, ETC.	3 768	610	361	700 CPL IND PLANT (84/85/87)	74	440	269
248 WOOD, SIMPLY WORKED	528	79	47	711 STEAM GENER. BOILERS,ETC.	285	561	348
291 CRUDE ANIMAL MATERLS,NES	3 569	1 275	768	713 INTRNL COMBUS PSTN ENGIN	1 882	1 299	764
292 CRUDE VEG.MATERIALS, NES	1 293	301	179	716 ROTATING ELECTRIC PLANT	287	828	505
321 COAL,NOT AGGLOMERATED	68 689	1 901	1 135	723 CIVIL ENGINEERING EQUIPT	716	1 427	872
322 BRIQUETTES,LIGNITE,PEAT	51 877	1 054	636	724 TEXTILE,LEATHER MACHINES	3 836	6 581	3 945
574 POLYACETAL,POLYCARBONATE	100	50	30	725 PAPER,PULP MILL MACHINES	111	273	166
625 RUBBER TYRES,TUBES,ETC.	5 364	943	571	726 PRINTING,BOOKBINDNG MACHS	828	5 390	3 280
634 VENEERS, PLYWOOD, ETC.	479	81	49	727 FOOD-PROCESS.MCH.NON DOM	3 642	12 702	7 718
635 WOOD MANUFACTURES, NES	12 503	2 690	1 633	728 OTH.MACH,PTS,SPCL INDUST	1 895	3 582	2 172
652 COTTON FABRICS, WOVEN	113	74	44	731 METAL REMOVAL WORK TOOLS	232	1 137	680
653 FABRICS,MAN-MADE FIBRES	214	124	75	733 MACH-TOOLS,METAL-WORKING	783	393	238
654 OTH.TEXTILE FABRIC,WOVEN	385	69	43	735 PARTS,NES,FOR MACH-TOOLS	10	199	122
658 TEXTILE ARTICLES NES	1 505	6 340	3 852	737 METALWORKING MACHNRY NES	26	269	159
659 FLOOR COVERINGS, ETC.	675	1 088	664	741 HEATING,COOLNG EQUIP,PART	3 295	11 514	7 085
661 LIME,CEMENT,CONSTR.MATRL	32 598	921	558	742 PUMPS FOR LIQUIDS,PARTS	48	156	90
663 MINERAL MANUFACTURES,NES	1 760	374	228	743 PUMPS NES,CENTRIFUGS ETC	237	968	583
666 POTTERY	42 170	9 188	5 564	744 MECHANICAL HANDLING EQUIP	3 196	5 111	3 015
684 ALUMINIUM	472	224	138	745 OTH.NONELEC MCH,TOOL,NES	2 243	12 197	7 403
687 TIN	199	177	110	747 TAPS,COCKS,VALVES,ETC.	38	363	224
697 HOUSEHOLD EQUIPMENT,NES	161	110	66	749 NON-ELECT MACH.PARTS,ETC	100	376	227
761 TELEVISION RECEIVERS ETC	88	179	104	751 OFFICE MACHINES	20	118	72
773 ELECTR.DISTRIB.EQPT NES	1 003	937	569	752 AUTOMATC.DATA PROC.EQUIP	23	750	458
778 ELECTRIC.MACH.APPART,NES	1	52	32	763 SOUND RECORDER,PHONOGRPH	18	446	270
785 CYCLES,MOTORCYCLES ETC.	818	813	486	764 TELECOMM.EQUIP.PARTS NES	1 394	33 475	20 209
792 AIRCRAFT,ASSTOCT.EQUIPNT	18	159	95	771 ELECT POWER MACHNRY,PARTS	133	756	453
811 PREFABRICATED BUILDINGS	142	52	31	772 ELEC.SWITCH.RELAY.CIRCUIT	191	963	573
821 FURNITURE,CUSHIONS,ETC.	6 227	2 651	1 609	773 ELECTR.DISTRIB.EQPT NES	328	1 794	1 091
831 TRUNK,SUIT-CASES,BAG,ETC	11 783	25 897	15 644	774 ELECTRO-MEDCL,XRAY EQUIP	172	2 432	1 449
841 MENS,BOYS CLOTHING,X-KNIT	30 979	109 611	66 166	775 DOM.ELEC,NON-ELEC.EQUIP	97	202	118
842 WOMEN,GIRL CLOTHING,XKNIT	32 676	159 738	96 507	776 TRANSISTORS,VALVES,ETC.	265	47	30
843 MENS,BOYS CLOTHING,KNIT	360	822	483	778 ELECTRIC.MACH.APPART,NES	1 446	872	527
844 WOMEN,GIRLS CLOTHING,KNIT	1 020	3 271	1 975	781 PASS.MOTOR VEHCLS.EX.BUS	1 475	2 275	1 371
846 OTHR.TEXTILE APPAREL,NES	5 080	17 006	10 218	782 GOODS,SPCL TRANSPORT VEH	3 423	903	550
846 CLOTHING ACCESSRS,FABRIC	68	321	196	784 PARTS,TRACTORS,MOTOR VEH	54	1 084	642
848 CLOTHING,NONTXTL;HEADGEAR	399	965	575	785 CYCLES,MOTORCYCLES ETC.	21 500	293	180
851 FOOTWEAR	59 726	99 090	59 751	793 SHIP,BOAT,FLOAT.STRUCTRS	24	2 528	1 566
881 PHOTOGRAPH APPAR.ETC.NES	8	246	145	813 LIGHTING FIXTURES ETC.NES	187	56	34
884 OPTICAL GOODS NES	90	291	182	821 FURNITURE,CUSHIONS,ETC.	24	297	180
891 ARMS AND AMMUNITION	16	64	38	846 CLOTHING ACCESSRS,FABRIC	31	86	53
892 PRINTED MATTER	59	102	61	848 CLOTHING,NONTXTL;HEADGEAR	15	364	224
893 ARTICLES,NES,OF PLASTICS	32	49	30	871 OPTICAL INSTRUMENTS,NES	659	678	409
894 BABY CARRIAGE,TOYS,GAMES	2 551	3 535	2 132	872 MEDICAL INSTRUMENTS NES	71	1 598	957
898 MUSICAL INSTRUMENTS,ETC.	78	154	94	873 METERS,COUNTERS,NES	96	129	81
899 MISC MANUFCTRD GOODS NES	4 776	2 496	1 521	874 MEASURE,CONTROL INSTRMNT	25	3 114	1 881
				881 PHOTOGRAPH APPAR.ETC.NES	229	531	315
EXPORTS				882 PHOTO.CINEMATOGRPH.SUPPL	97	423	254
022 MILK AND CREAM	7 610	1 898	1 146	892 PRINTED MATTER	431	802	469
048 CEREAL PREPARATIONS	13 065	533	320	893 ARTICLES,NES,OF PLASTICS	81	683	412
054 VEGETABLES	449	274	164	895 OFFICE,STATIONERY SUPPLS	165	256	156
071 COFFEE,COFFEE SUBSTITUTE	428	298	175	898 MUSICAL INSTRUMENTS,ETC.	395	1 758	1 061
073 CHOCOLATE,OTH.COCCA PREP	478	145	89	941 COMPL IND PLANT CHAPT 99	82	1 779	1 069
081 ANIMAL FEED STUFF	339	108	65			109	66
098 EDIBLE PROD.PREPRNS,NES	308	337	202	CAMBODIA			
112 ALCOHOLIC BEVERAGES	1 920	1 121	679	IMPORTS			
267 OTHER MAN-MADE FIBRES	184	129	79	831 TRUNK,SUIT-CASES,BAG,ETC	19 955	48 409	29 229
268 WOOL, OTHER ANIMAL HAIR	453	650	393	841 MENS,BOYS CLOTHING,X-KNIT	1 280	3 073	1 846
278 OTHER CRUDE MINERALS	11 567	183	111	842 WOMEN,GIRL CLOTHING,XKNIT	10 688	24 471	14 762
292 CRUDE VEG.MATERIALS, NES	308	849	517	843 MENS,BOYS CLOTHING,KNIT	2 958	11 643	7 011
334 PETROLEUM PRODUCTS	592	146	88	844 WOMEN,GIRLS CLOTHING,KNIT	407	1 159	708
335 RESIDUAL PETROL.PRODUCTS	495	61	37	846 OTHR.TEXTILE APPAREL,NES	187	479	291
513 CARBOXYLIC ACIDS,DERIVTS	5 048	714	436		4 430	7 484	4 551
515 ORGANO-INORGANIC COMPODS	91	138	80	EXPORTS			
516 OTHER ORGANIC CHEMICALS	490	406	244	022 MILK AND CREAM	4 832	3 862	2 332
522 INORGANIC CHEM.ELEMENTS	1 668	241	145	112 ALCOHOLIC BEVERAGES	1 190	300	177
523 METAL.SALTS,INORGAN.ACID	1 751	206	126	541 MEDICINES,ETC.EXC.GRP542	1 520	202	124
531 SYNTH.COLOURS,LAKES,ETC.	24	85	52	542 MEDICAMENTS	29	83	51
533 PIGMENTS, PAINTS, ETC.	489	528	316	581 PLASTIC TUBE,PIPE,HOSE	34	152	93
541 MEDICINES,ETC.EXC.GRP542	233	785	471	684 ALUMINIUM	1 122	246	148
542 MEDICAMENTS	2 878	5 070	3 043	742 PUMPS FOR LIQUIDS,PARTS	40	77	46
551 ESSNTL.OIL,PERFUME,FLAVR	600	1 022	623	745 OTH.NONELEC MCH,TOOL,NES	5	103	63
553 PERFUMERY,COSMETICS,ETC.	26	91	55	747 TAPS,COCKS,VALVES,ETC.	14	275	171
554 SOAP,CLEANERS,POLISH,ETC	1 243	491	298	781 PASS.MOTOR VEHCLS.EX.BUS	1	59	37
562 FERTILIZER,EXCEPT GRP272	320	76	47	784 PARTS,TRACTORS,MOTOR VEH	453	1 606	970
573 POLYMERS,VINYL CHLORIDE	2 061	633	383	873 METERS,COUNTERS,NES	20	93	55
575 OTH.PLASTIC,PRIMARY FORM	1 975	592	349	881 PHOTOGRAPH APPAR.ETC.NES	3	60	36
582 PLASTIC PLATE,SHEETS,ETC	3 557	3 048	1 857		3	69	42
591 INSECTICIDES, ETC.	1 800	3 203	1 950				
592 STARCHES,INULIN,ETC.	1 042	503	303				
598 MISC.CHEMICAL PROOTS,NES	3 904	2 026	1 226				
611 LEATHER	22	311	190				
621 MATERIALS OF RUBBER	32	155	93				

7 IMPORTS AND EXPORTS (SPECIAL TRADE) BY COUNTRIES OF PRODUCTION AND CONSUMPTION AND BY GROUPS OF THE SITC-REV. III 1993

GROUP DESCRIPTION	DT = 100 KG	1 000 DM	1 000 \$	GROUP DESCRIPTION	DT = 100 KG	1 000 DM	1 000 \$
INDONESIA							
IMPORTS	14 344 005	2 674 436	1 618 225	764 TELECOMM.EQUIP.PARTS NES	4 972	9 035	5 460
001 LIVE ANIMALS	105	357	214	771 ELECT POWER MACHNY.PARTS	33	502	301
034 FISH,FRESH,CHILLED,FROZN	441	1 428	860	772 ELEC.SWITCH.RELAY.CIRCUIT	42	232	142
036 CRUSTACEANS,MOLLUSCS ETC	5 267	10 068	6 076	773 ELECTR.DISTRIB.EQPT NES	86	98	59
037 FISH ETC.PRPD,PRSD,NES	11 876	4 275	2 590	776 TRANSISTORS,VALVES,ETC.	61	3 694	2 218
054 VEGETABLES	529 956	14 119	8 658	778 ELECTRIC.MACH.APPART NES	36 562	12 842	7 745
056 VEGETABLES,PRPD,PRSD,NES	12 285	2 393	1 459	781 PASS.MOTOR VEHCLS.EX.BUS	55	157	93
057 FRUIT,NUTS EXCL.OIL NUTS	20 527	4 695	2 816	784 PARTS,TRACTORS,MOTOR VEH	12	70	43
058 FRUIT,PRESERVED,PREPARED	285 598	30 838	18 709	785 CYCLES,MOTORCYCLES ETC.	5 281	4 253	2 562
059 FRUIT, VEGETABLE JUICES	29 085	4 841	2 922	786 TRAILERS,SEMI-TRAILR,ETC	87	54	32
061 SUGARS,MOLASSES,HONEY	319 415	3 642	2 180	812 PLUMBING,SANITRY,EQPT.ETC	1 764	375	228
071 COFFEE,COFFEE SUBSTITUTE	558 412	92 631	55 759	813 LIGHTING FIXTURES ETC.NES	833	898	537
072 COCOA	146 457	30 329	18 242	821 FURNITURE,CUSHIONS,ETC.	162 964	104 971	63 433
074 TEA AND MATE	25 236	13 992	8 457	831 TRUNK,SUIT-CASES,BAG,ETC	17 461	19 863	12 042
075 SPICES	98 962	30 237	18 243	841 MENS,BOYS CLOTHNG,X-KNIT	40 783	122 862	74 444
081 ANIMAL FEED STUFF	2 501 534	48 445	29 185	842 WOMEN,GIRL CLOTHNG,XKNIT	49 622	197 273	119 563
098 EDIBLE PROD.PREPRTNS,NES	506	131	77	843 MENS,BOYS CLOTHING,KNIT	10 860	29 009	17 627
112 ALCOHOLIC BEVERAGES	540	322	191	844 WOMEN,GIRLS CLOTHNG,KNIT	20 625	61 533	37 301
121 TOBACCO, UNMANUFACTURED	16 658	15 375	9 312	845 OTHR.TEXTILE APPAREL,NES	55 101	176 304	106 320
122 TOBACCO, MANUFACTURED	25	88	55	846 CLOTHING ACCESSRS,FABRIC	7 216	19 699	11 888
223 OILSEED(OTH.FIX.VEG.OIL)	96 872	5 326	3 240	847 CLOTHING,NONTXTL;HEADGEAR	6 723	27 089	16 364
231 NATURAL RUBBER, ETC.	376 437	56 359	33 964	851 FOOTWEAR	88 194	198 364	120 030
245 FUEL WOOD, WOOD CHARCOAL	87 542	4 630	2 789	853 METERS,COUNTERS,NES	162	500	297
247 WOOD ROUGH,ROUGH SQUARED	683	146	91	854 MEASURE,CONTROL INSTRMNT	13	480	284
248 WOOD, SIMPLY WORKED	145 769	28 361	17 190	881 PHOTOGRAPH APPAR.ETC.NES	645	17 310	10 468
263 COTTON	374	57	33	882 PHOTO.CINEMATOPHR.SUPPL	7	68	40
267 OTHER MAN-MADE FIBRES	2 987	179	109	911 OPTICAL GOODS NES	73	587	356
269 WORN CLOTHING,TEXTL,ARTL	209	116	73	985 WATCHES AND CLOCKS	99	195	115
278 OTHER CRUDE MINERALS	2 099	179	109	891 ARMS AND AMMUNITION	6	571	336
283 COPPER ORES,CONCENTRATES	673 896	71 497	43 853	892 PRINTED MATTER	394	374	224
291 CRUDE ANIMAL MATERLS,NES	80	153	91	893 ARTICLES,NES,OF PLASTICS	56 800	17 455	10 574
292 CRUDE VEG.MATERIALS,NES	32 227	5 245	3 176	894 BABY CARRIAGE, TOYS,GAMES	25 460	35 895	21 665
321 COAL,NOT AGGLOMERATED	2 531 075	16 853	10 192	895 OFFICE,STATIONERY,SUPPLS	1 875	2 642	1 594
334 PETROLEUM PRODUCTS	9 031	380	232	896 WORKS OF ART,ANTIQUE ETC	55	250	147
335 RESIDUAL PETROL.PRODUCTS	96 451	2 542	1 528	897 GOLD,SILVERWARE,JEWEL NES	245	9 467	5 712
422 FIXED VEG.FAT,OILS,OTHER	2 592 243	183 828	111 283	898 MUSICAL INSTRUMENTS,ETC.	9 209	11 175	6 697
431 ANIMAL,VEG.FATS,OILS,NES	268 232	18 402	11 087	899 MISC MANUFCTRD GOODS NES	12 718	11 229	6 768
512 ALCOHOL,PHENOL,ETC.DERIV	86 486	11 173	6 785	971 GOLD,NONMONTY EXCL ORES	11	22 689	13 797
513 CARBOXYLIC ACIDS,DERIVTS	8 498	1 441	867	EXPORTS			
514 NITROGEN-FUNCT.COMPOUNDS	27 015	9 087	5 505	001 LIVE ANIMALS	55	1 708	1 015
515 ORGANO-INORGANIC COMPNDS	53	861	519	022 MILK AND CREAM	40 163	11 682	7 126
516 OTHER ORGANIC CHEMICALS	81	93	57	024 CHEESE AND CURD	185	88	55
531 SYNTH.COLOURS,LAKES,ETC.	41	69	40	034 FISH,FRESH,CHILLED,FROZN	23	562	348
533 PIGMENTS, PAINTS, ETC.	363	213	130	037 FISH ETC.PRPD,PRSD,NES	168	90	53
541 MEDICINES,ETC.EXC.GRP542	291	2 218	1 332	048 CEREAL PREPARATIONS	788	231	140
551 ESSNTL.OIL,PERFUME,FLAVR	1 446	4 228	2 543	054 VEGETABLES	123	114	68
572 POLYMERS OF STYRENE	3 410	644	382	056 VEGETABLES,PRPD,PRSD,NES	1 841	1 303	787
574 POLYACETAL,POLYCARBONATE	1 358	87	52	058 FRUIT,PRESERVED,PREPARED	159	100	59
575 OTH.PLASTIC,PRIMARY FORM	188	122	74	061 SUGARS,MOLASSES,HONEY	208 894	9 810	5 898
581 PLASTIC TUBE,PIPE,HOSE	336	345	209	062 SUGAR CONFECTIONERY	108	57	34
582 PLASTIC PLATE,SHEETS,ETC	4 202	1 048	644	073 CHOCOLATE,OTH.COCOA PREP	641	243	147
588 MISC.CHEMICAL PRODS,NES	43 162	5 088	3 080	075 SPICES	99	63	37
611 LEATHER	4 129	21 585	13 062	081 ANIMAL FEED STUFF	5 311	2 410	1 457
621 MATERIALS OF RUBBER	6 316	1 497	900	091 MARGARINE AND SHORTENING	276	64	40
625 RUBBER TYRES,TUBES,ETC.	4 467	2 249	1 345	098 EDIBLE PROD.PREPRTNS,NES	1 718	1 357	820
629 ARTICLES OF RUBBER, NES	1 765	1 041	621	112 ALCOHOLIC BEVERAGES	67	197	120
634 VENEERS, PLYWOOD, ETC.	935 316	137 881	83 577	211 HIDES,SKINS(EX.FURS),RAW	183	48	30
635 WOOD MANUFACTURES, NES	668 619	144 760	87 362	231 NATURAL RUBBER, ETC.	467	153	91
641 PAPER AND PAPERBOARD	454	57	33	232 SYNTHETIC RUBBER, ETC.	34 192	6 994	4 226
642 PAPER,PAPERBOARD,CUT ETC	4 781	1 655	1 007	247 WOOD ROUGH,ROUGH SQUARED	11 744	728	442
651 TEXTILE YARN	56 917	27 182	16 499	248 WOOD, SIMPLY WORKED	4 668	446	267
652 COTTON FABRICS, WOVEN	22 641	19 216	11 577	251 PULP AND WASTE PAPER	240 189	2 576	1 566
653 FABRICS,MAN-MADE FIBRES	121 786	115 348	69 938	263 COTTON	914	191	118
654 OTH.TEXTILE FABRIC,WOVEN	105	166	97	266 SYNTHETIC FIBRES	16 228	4 025	2 411
655 KNIT.CROCHET.FABRIC NES	287	323	196	267 OTHER MAN-MADE FIBRES	435	152	93
656 TULLE,LACE,EMBROIDRY,ETC	339	946	576	273 STONE, SAND AND GRAVEL	36 314	769	463
657 SPECIAL YARN,TEXTL.FABRIC	183	212	129	274 SULPHUR,UNRSTD.IRON PYRS	2 877	620	373
658 TEXTILE ARTICLES NES	25 832	31 403	19 046	278 OTHER CRUDE MINERALS	424 051	7 619	4 615
659 FLOOR COVERINGS, ETC.	204	201	118	282 FERROUS WASTE AND SCRAP	1 590 491	27 363	16 742
661 LIME,CEMENT,CONSTR.MATRL	594	84	50	285 ALUMINIUM ORE,CONCTR.ETC	542	61	37
662 CLAY,REFRCT.CONSTR.MATRL	1 392	109	66	287 ORE,CONCENTR.BASE METALS	4 140	268	163
663 MINERAL MANUFACTURES,NES	436	194	118	292 CRUDE VEG.MATERIALS, NES	2 875	1 944	1 171
664 GLASS	269	144	85	321 COAL,NOT AGGLOMERATED	2 600	73	45
665 GLASSWARE	9 952	2 027	1 235	334 PETROLEUM PRODUCTS	12 662	1 980	1 197
666 POTTERY	9 193	4 147	2 496	335 RESIDUAL PETROL.PRODUCTS	17 680	2 173	1 315
667 PEARLS,PRECIOUS STONES				411 ANIMAL OILS AND FATS	98	118	72
671 PIG IRON, SPIEGELEISN,ETC	65 787	13 285	8 072	421 FIXED VEG.FAT,OILS, SOFT	2 464	414	249
684 ALUMINIUM	799	351	212	431 ANIMAL,VEG.FATS,OILS,NES	11 866	1 813	1 164
687 TIN	26 731	23 610	14 329	511 HYDROCARBONS,NES,DERIVTS	17 577	4 402	2 656
691 METALLIC STRUCTURES NES	688	516	317	512 ALCOHOL,PHENOL,ETC.DERIV	28 664	4 631	2 776
694 NAILS,SCREWS,NUTS,ETC.	10	79	46	513 CARBOXYLIC ACIDS,DERIVTS	44 156	10 520	6 351
695 TOOLS	399	676	413	514 NITROGEN-FUNCT.COMPOUNDS	14 496	12 326	7 491
696 CUTLERY	21 284	27 344	16 572	515 ORGANO-INORGANIC COMPNDS	10 820	27 359	16 522
697 HOUSEHOLD EQUIPMENT,NES	3 006	2 505	1 511	516 OTHER ORGANIC CHEMICALS	32 716	16 882	10 111
699 MANUFACTS.BASE METAL,NES	3 085	2 574	1 554	523 INORGANIC CHEM.ELEMENTS	231 262	27 500	16 615
713 INTRNL COMBUS PSTN ENGIN	88	333	203	524 METAL.SALTS,INORGAN.ACID	124 126	15 692	9 442
714 ENGINES,MOTORS NON-ELECT	397	1 313	788	525 OTHER CHEMICAL COMPOUNDS	1 969	990	599
716 ROTATING ELECTRIC PLANT	275	231	144	526 RADIO-ACTIVE MATERIALS	36	187	112
724 TEXTILE,LEATHER MACHINES	189	358	218	531 SYNTH.COLOURS,LAKES,ETC.	20 622	50 761	30 669
725 PAPER,PULP MILL MACHINES	550	77	45	532 DYEING,TANNING MATERIALS	29 297	5 215	3 161
727 FOOD-PROCESS.MCH.NON DM	61	95	57	533 PIGMENTS, PAINTS, ETC.	27 543	18 538	11 189
728 OTH.MACH,PTS,SPCL INDUST	17	76	49	541 MEDICINES,ETC.EXC.GRP542	2 363	18 767	11 345
737 METALWORKING MACHNY NES	368	234	145	542 MEDICAMENTS	906	8 749	5 242
742 PUMPS FOR LIQUIDS,PARTS	209	195	114	551 ESSNTL.OIL,PERFUME,FLAVR	12 215	28 378	16 988
743 PUMPS NES,CENTRIFUGS ETC	545	1 280	772	553 PERFUMERY,COSMETICS,ETC.	631	1 687	1 014
745 OTH.NONELEC MCH,TOOL,NES	231	407	248	554 SOAP,CLEANERS,POLISH,ETC	37 659	12 754	7 725
747 TAPS,COCKS,VALVES,ETC.	187	403	242	556 FERTILIZER,EXCEPT GRP272	414 258	8 137	4 785
748 TRANSMISSIONS SHAFTS ETC	68	163	100	571 POLYMERS OF ETHYLENE	248 740	27 894	16 888
749 NON-ELECT MACH.PARTS,ETC	52	150	89	572 POLYMERS OF STYRENE	1 678	339	209
751 OFFICE MACHINES	5 485	17 262	10 396	573 POLYMERS,VINYL CHLORIDE	16 277	4 215	2 531
752 AUTOMATC.DATA PROC.EQUIP	1 600	10 938	6 581	574 POLYACETAL,POLYCARBONATE	23 172	10 793	6 545
759 PARTS,FOR OFFICE MACHINS	1 045	1 455	866	575 OTH.PLASTIC,PRIMARY FORM	106 162	39 263	23 733
761 TELEVISION RECEIVERS ETC	26 239	51 162	30 996	579 PLASTIC WASTE, SCRAP ETC	17 682	508	307
762 RADIO-BROADCAST RECEIVER	18 955	66 404	40 148	581 PLASTIC TUBE,PIPE,HOSE	323	754	451
763 SOUND RECORDER,PHONOGRPH	7 728	33 080	19 927	582 PLASTIC PLATE,SHEETS,ETC	15 958	10 781	6 502
				583 MONOFILAMENT OF PLASTICS	141	110	67

7 IMPORTS AND EXPORTS (SPECIAL TRADE) BY COUNTRIES OF PRODUCTION AND CONSUMPTION AND BY GROUPS OF THE SITC-REV. III 1993

GROUP DESCRIPTION	DT = 100 KG	1 000 DM	1 000 \$	GROUP DESCRIPTION	DT = 100 KG	1 000 DM	1 000 \$
591 INSECTICIDES, ETC.	12 909	10 440	6 336	813 LIGHTING FIXTURES ETC.NES	316	1 620	963
592 STARCHES, INULIN, ETC.	56 022	8 519	5 148	821 FURNITURE, CUSHIONS, ETC.	1 222	1 729	1 042
593 EXPLOSIVES, PYROTECHNICS	60	99	58	831 TRUNK, SUIT-CASES, BAG, ETC	61	352	208
597 PREPRO ADDITIVES, LIQUIDS	27 693	11 538	7 009	841 MENS, BOYS CLOTHING, X-KNIT	24	438	265
598 MISC. CHEMICAL PRODS. NES	119 165	45 156	27 228	842 WOMEN, GIRL CLOTHING, X-KNIT	4	386	232
600 CPL IND PLANT CHAP 69-76	21 417	63 785	39 067	843 MENS, BOYS CLOTHING, KNIT	43	144	84
611 LEATHER	953	2 395	1 439	844 WOMEN, GIRLS CLOTHING, KNIT	26	116	70
612 MANUFACT. LEATHER ETC. NES	6	101	59	845 OTHR. TEXTILE APPAREL, NES	22	191	113
621 MATERIALS OF RUBBER	931	2 659	1 602	846 CLOTHING ACCESSRS, FABRIC	53	218	130
625 RUBBER TYRES, TUBES, ETC.	163	185	112	848 CLOTHING, NONTEXTL; HEADGEAR	20	474	282
629 ARTICLES OF RUBBER, NES	1 326	3 250	1 972	851 FOOTWEAR	153	373	216
633 CORK MANUFACTURES	47	135	80	871 OPTICAL INSTRUMENTS, NES	6	291	178
634 VENEERS, PLYWOOD, ETC.	5 295	639	376	872 MEDICAL INSTRUMENTS NES	511	8 463	5 115
635 WOOD MANUFACTURES, NES	5 624	2 065	1 235	873 METERS, COUNTERS, NES	160	1 379	835
641 PAPER AND PAPERBOARD	50 686	19 657	11 860	874 MEASURE, CONTROL INSTRMNT	2 211	74 704	45 286
642 PAPER, PAPERBOARD, CUT ETC	3 093	1 719	1 029	881 PHOTOGRAPH APPAR. ETC. NES	184	1 757	1 059
651 TEXTILE YARN	15 451	10 130	6 042	882 PHOTO. CINEMATOGRPH. SUPPL	2 304	3 289	1 966
652 COTTON FABRICS, WOVEN	121	509	306	884 OPTICAL GOODS NES	202	4 940	3 026
653 FABRICS, MAN-MADE FIBRES	1 805	6 248	3 783	885 WATCHES AND CLOCKS	216	1 526	926
654 OTH. TEXTILE FABRIC, WOVEN	765	2 082	1 272	891 ARMS AND AMMUNITION	166	1 582	962
655 KNIT, CROCHET, FABRIC NES	192	921	565	892 PRINTED MATTER	941	2 325	1 402
656 TULLE, LACE, EMBROIDRY, ETC	25	246	146	893 ARTICLES, NES, OF PLASTICS	3 994	5 965	3 609
657 SPECIAL YARN, TEXTL. FABRIC	5 077	15 506	9 386	894 BABY CARRIAGE, TOYS, GAMES	890	951	580
658 TEXTILE ARTICLES NES	33	207	122	895 OFFICE, STATIONERY SUPPLS	4 752	11 804	7 127
659 FLOOR COVERINGS, ETC.	531	102	61	897 GOLD, SILVERWARE, JEWEL NES	1	463	278
661 LIME, CEMENT, CONSTR. MATRL	2 063	293	178	898 MUSICAL INSTRUMENTS, ETC.	1 228	2 837	1 719
662 CLAY, REFRACT. CONSTR. MATRL	235 793	38 055	23 143	899 MISC MANUFACTRD GOODS NES	744	1 800	1 088
663 MINERAL MANUFACTURES, NES	17 634	10 686	6 434	941 COMPL IND PLANT CHAPT 99	3 647	7 977	4 860
664 GLASS	14 161	3 206	1 926				
665 GLASSWARE	3 109	2 480	1 512				
666 POTTERY	235	618	378				
667 PEARLS, PRECIOUS STONES							
671 PIG IRON, SPIEGELEISEN, ETC	5 349	1 452	881				
672 INGOTS ETC. IRON OR STEEL	4 621	157	98				
673 FLAT-ROLLED IRON ETC.	22 969	1 886	1 139				
674 FLAT-ROLLED PLATED IRON	258	75	45				
675 FLAT-ROLLED, ALLOY STEEL	13 471	4 241	2 527				
676 IRON, STL, BAR, SHAPES ETC.	115 881	8 926	5 421				
677 RAILWAY TRACK IRON, STEEL	608	108	64				
678 WIRE OF IRON OR STEEL	897	252	150				
679 TUBES, PIPES, ETC. IRON, STL	23 102	7 723	4 682				
681 SILVER, PLATINUM, ETC.	7	58	35				
682 COPPER	14 866	10 888	6 573				
683 NICKEL	3 379	827	500				
684 ALUMINIUM	21 622	10 803	6 509				
685 LEAD	1 044	248	151				
686 ZINC	1 594	254	162				
691 METALLIC STRUCTURES NES	7 253	5 296	3 172				
692 CONTAINERS, STORAGE, TRNSP	2 750	6 035	3 859				
693 WIRE PRODUCTS EXCL. ELECT	886	1 092	658				
694 NAILS, SCREWS, NUTS, ETC.	2 986	2 529	1 523				
695 TOOLS	4 231	12 794	7 736				
696 CUTLERY	45	464	287				
697 HOUSEHOLD EQUIPMENT, NES	3 275	2 576	1 557				
699 MANUFACTS. BASE METAL, NES	6 667	7 669	4 630				
700 CPL IND PLANT (84/85/87)	60 761	303 853	185 790				
711 STEAM GENER. BOILERS, ETC.	9 108	12 164	7 379				
712 STEAM TURBINES	1 381	8 476	5 180				
713 INTRNL COMBUS PSTN ENGIN	5 594	25 796	15 639				
714 ENGINES, MOTORS NON-ELECT	501	9 040	5 424				
716 ROTATING ELECTRIC PLANT	17 981	49 446	30 040				
718 OTH. POWR. GENRTNG. MACHNRY	671	2 211	1 324				
721 AGRIC. MACHINES, EX. TRACTR	573	779	471				
722 TRACTORS	896	1 008	609				
723 CIVIL ENGINEERING EQUIPT	31 734	33 177	20 051				
724 TEXTILE, LEATHER MACHINES	58 608	169 254	102 114				
725 PAPER, PULP MILL MACHINES	4 577	12 712	7 626				
726 PRINTNG, BOOKBINDNG MACHS	10 781	54 543	32 773				
727 FOOD-PROCESS. MCH. NON DOM	1 300	5 574	3 305				
728 OTH. MACH. PTS, SPCL INDUST	24 504	84 047	50 876				
731 METAL REMOVAL WORK TOOLS	13 816	11 703	7 053				
733 MACH-TOOLS, METAL-WORKING	5 343	8 464	5 135				
735 PARTS, NES, FOR MACH-TOOLS	493	3 286	1 983				
737 METALWORKING MACHNRY NES	9 658	11 136	6 719				
741 HEATING, COOLNG EQUIP, PART	23 930	70 879	42 926				
742 PUMPS FOR LIQUIDS, PARTS	3 262	15 187	9 165				
743 PUMPS NES, CENTRIFUGS ETC	11 136	50 188	30 436				
744 MECHANICAL HANDLING EQUIP	15 127	28 348	17 285				
745 OTH. NON-ELEC MCH, TOOL, NES	14 278	64 994	39 025				
746 BALL OR ROLLER BEARINGS	498	1 749	1 053				
747 TAPS, COCKS, VALVES, ETC.	3 201	10 963	6 580				
748 TRANSMISSIONS SHAFTS ETC	4 131	12 517	7 547				
749 NON-ELECT MACH. PARTS, ETC	9 438	15 795	9 582				
751 OFFICE MACHINES	333	1 340	811				
752 AUTOMATC. DATA PROC. EQUIP	160	12 912	7 763				
759 PARTS, FOR OFFICE MACHINS	23	3 216	1 918				
761 TELEVISION RECEIVERS ETC	264	9 987	584				
762 RADIO-BROADCAST RECEIVER	84	347	209				
763 SOUND RECORDER, PHONOGRPH	13	1 016	609				
764 TELECOMM. EQUIP. PARTS NES	13 629	249 959	151 308				
771 ELECT POWER MACHNRY. PARTS	18 432	29 322	17 643				
772 ELEC. SWITCH, RELAY, CIRCUIT	11 586	60 870	36 752				
773 ELECTRIC DISTRIB. EOPT NES	5 324	13 816	8 415				
774 ELECTRO-MEDCL, XRAY EQUIPT	377	8 905	5 366				
775 DGM. ELEC. NON-ELEC. EQUIPT	887	2 465	1 474				
776 TRANSISTORS, VALVES, ETC.	162	1 225	743				
778 ELECTRIC. MACH. APPART. NES	34 875	73 029	43 984				
781 PASS. MOTOR VEHCLS. EX. BUS	13 742	54 052	32 189				
782 GOODS, SPCL TRANSPORT VEH	4 299	7 904	4 584				
783 ROAD MOTOR VEHICLES NES	1 140	1 643	970				
784 PARTS, TRACTORS, MOTOR VEH	29 972	50 733	30 479				
785 CYCLES, MOTORCYCLES ETC.	113	281	173				
786 TRAILERS, SEMI-TRAILR, ETC	5 428	3 242	1 960				
791 RAILWAY VEHICLES. EQUIPNT	8 371	11 839	7 321				
792 AIRCRAFT, ASSOC'D. EQUIPNT	217	7 704	4 673				
793 SHIP, BDAT, FLOAT. STRUCTRS	249 962	436 216	266 014				
800 CPL IND PLANT CHAP 90/94	2 156	12 321	7 580				
812 PLUMBNG, SANITRY, EOPT, ETC	1 222	1 624	979				

7 IMPORTS AND EXPORTS (SPECIAL TRADE) BY COUNTRIES OF PRODUCTION AND CONSUMPTION AND BY GROUPS OF THE SITC-REV. III 1993

GROUP DESCRIPTION	DT = 100 KG	1 000 DM	1 000 \$	GROUP DESCRIPTION	DT = 100 KG	1 000 DM	1 000 \$
714 ENGINES,MOTORS NON-ELECT	845	101 084	61 743	523 METAL.SALTS,INORGAN.ACID	59 517	6 186	3 725
716 ROTATING ELECTRIC PLANT	2 097	9 437	5 728	524 OTHER CHEMICAL COMPOUNDS	1 129	833	562
724 TEXTILE,LEATHER MACHINES	444	1 033	625	531 SYNTH.COLOURS,LAKES,ETC.	8 698	21 908	13 234
726 PRINTNG,BOOKBINDNG MACHS	48	80	46	532 DYEING,TANNING MATERIALS	1 119	237	147
727 FOOD-PROCESS.MCH.NON DOM	185	109	68	533 PIGMENTS, PAINTS, ETC.	22 348	10 959	6 629
728 OTH.MACH.PTS,SPCL INDUST	134	612	365	541 MEDICINES,ETC.EXC.GRP542	1 338	5 336	3 231
733 MACH-TOOLS,METAL-WORKING	116	427	265	542 MEDICAMENTS	2 662	14 992	9 055
737 METALWORKING MACHNRY NES	7	51	32	551 ESSNTL.OIL,PERFUME,FLAVR	1 078	1 972	1 197
741 HEATING,COOLNG EQUIP,PART	2 095	3 653	2 205	553 PERFUMERY,COSMETICS,ETC.	3 078	4 682	2 827
742 PUMPS FOR LIQUIDS,PARTS	15	444	2 050	554 SOAP,CLEANERS,POLISH,ETC	20 505	6 995	4 226
743 PUMPS NES,CENTRIFUGS ETC	946	1 531	931	562 FERTILIZER,EXCEPT GRP272	744 667	7 488	4 536
745 OTH.NONELEC MCH,TOOL,NES	510	5 431	3 259	571 POLYMERS OF ETHYLENE	37 262	4 752	2 881
746 BALL OR ROLLER BEARINGS	223	556	330	572 POLYMERS OF STYRENE	31 378	6 658	4 023
748 TRANSMISSIONS SHAFTS ETC	14	170	101	573 POLYMERS,VINYL CHLORIDE	11 293	2 357	1 426
749 NON-ELECT MACH.PARTS,ETC	45	432	261	574 POLYACETAL,POLYCARBONATE	14 459	7 807	4 716
751 OFFICE MACHINES	5 080	24 727	14 921	575 OTH.PLASTIC,PRIMARY FORM	51 009	19 562	11 824
752 AUTOMATC.DATA PROC.EQUIP	41 693	172 934	104 674	579 PLASTIC WASTE, SCRAP ETC	1 322	58	35
759 PARTS,FOR OFFICE MACHINS	6 534	11 992	7 270	581 PLASTIC TUBE,PIPE,HOSE	577	1 546	933
761 TELEVISION RECEIVERS ETC	50 888	104 075	63 386	582 PLASTIC PLATE,SHEETS,ETC	10 009	7 864	4 749
762 RADIO-BROADCAST RECEIVER	118 554	419 046	252 922	583 MONOFILAMENT OF PLASTICS	196	167	98
763 SOUND RECORDER,PHONOGRPH	27 735	115 383	69 593	591 INSECTICIDES, ETC.	4 817	6 953	4 197
764 TELECOMM.EQUIP.PARTS NES	32 376	154 039	92 944	592 STARCHES,INULIN,ETC.	23 482	4 113	2 478
771 ELECT POWER MACHNY.PARTS	4 624	32 681	19 775	593 EXPLOSIVES,PYROTECHNICS	66	682	400
772 ELEC.SWITCH.RELAY.CIRCUIT	5 536	50 477	30 547	597 PREPRD ADDITIVES,LIQUIDS	5 793	2 928	1 775
773 ELECTR DISTRIB.EQPT NES	4 349	9 167	5 546	598 MISC.CHEMICAL PRODS.NES	63 175	27 770	16 738
774 ELECTRO-MEDCL,XRAY EQUIP	9	75	45	600 CPL IND PLANT CHAP 69-76	778	1 427	874
775 DOM.ELEC,NON-ELEC.EQUIPT	3 525	5 244	3 124	611 LEATHER	306	1 084	651
776 TRANSISTORS,VALVES,ETC.	4 310	474 450	287 264	612 MANUFACT. LEATHER ETC.NES	5	64	37
778 ELECTRIC.MACH.APPLT.NES	8 498	131 222	79 206	613 FURSKINS,TANNED,DRESSED	129	3 563	2 165
781 PASS.MOTOR VEHCLS.EX.BUS	85	168	103	621 MATERIALS OF RUBBER	1 620	1 665	988
784 PARTS,TRACTORS,MOTOR VEH	309	542	326	625 RUBBER TYRES,TUBES,ETC.	1 912	1 987	1 199
785 CYCLES,MOTORCYCLES,ETC.	8 687	10 895	6 598	629 ARTICLES OF RUBBER, NES	2 151	5 247	3 162
786 TRAILERS,SEMI-TRAILR,ETC	4 189	1 551	937	634 VENEERS,PLYWOOD, NES	2 816	364	214
792 AIRCRAFT,ASSOCTD.EQUIPNT	4 484	855	513	635 WOOD MANUFACTURES, NES	953	472	289
793 SHIP,BOAT,FLOAT,STRUCTRS	28 515	23 644	14 317	641 PAPER AND PAPERBOARD	161 074	21 964	13 217
812 PLUMBNG,SANITRY,EQPT,ETC	720	1 833	1 07	642 PAPER,PAPERBOARD,CUT ETC	10 191	4 132	2 491
813 LIGHTNG FIXTURES ETC.NES	713	1 634	987	651 TEXTILE YARN	2 192	4 305	2 597
821 FURNITURE,CUSHIONS,ETC.	19 271	11 189	6 772	652 COTTON FABRICS, WOVEN	139	482	294
831 TRUNK,SUIT-CASES,BAG,ETC	1 702	4 844	2 935	653 FABRICS,MAN-MADE FIBRES	2 135	4 353	2 612
841 MENS,BOYS CLOTHING,X-KNIT	6 498	22 331	13 553	654 OTH.TEXTILE FABRIC,WOVEN	225	341	205
842 WOMEN,GIRL CLOTHING,XKNIT	8 145	33 838	20 438	655 KNIT.CROCHET.FABRIC NES	269	1 131	685
843 MENS,BOYS CLOTHING,KNIT	1 814	5 835	3 545	656 TULLE,LACE,EMBROIDRY.ETC	248	1 231	746
844 WOMEN,GIRLS CLOTHING,KNIT	13 186	39 896	24 235	657 SPECIAL YARN,TXTL.FABRIC	1 964	4 464	2 700
845 OTHR.TEXTILE APPAREL,NES	14 969	57 217	34 615	658 TEXTILE ARTICLES NES	39	239	143
846 CLOTHING ACCESSRS,FABRIC	6 950	28 773	17 367	659 FLOOR COVERINGS, ETC.	472	289	170
848 CLOTHING,NONXTLT;HEADGEAR	110 183	102 276	61 865	662 CLAY,REFRCT,CONSTR.MATRL	130 626	18 180	10 988
851 FOOTWEAR	5 068	7 587	4 614	663 MINERAL MANUFACTURES,NES	11 453	12 724	7 682
871 OPTICAL INSTRUMENTS,NES	6	654	392	664 GLASS	9 408	5 839	3 525
872 MEDICAL INSTRUMENTS NES	17 956	98 770	59 572	665 GLASSWARE	3 254	3 976	2 389
873 METERS,COUNTERS,NES	866	11 072	6 674	666 POTTERY	298	1 105	657
874 MEASURE,CONTROL INSTRMNT	4 011	37 949	22 910	667 PEARLS,PRECIOUS STONES	1 289	597	363
881 PHOTOGRAPH APPAR.ETC.NES	2 504	62 764	37 989	671 PIG IRON,SPIEGELISN,ETC	712	242	147
882 PHOTO.CINEMATOGRPH.SUPPL	321	380	228	673 FLAT-ROLLED IRON ETC.	7 639	1 479	910
884 OPTICAL GOODS NES	635	6 717	4 055	674 FLAT-ROLLED PLATED IRON	15 127	4 186	2 484
885 WATCHES AND CLOCKS	862	14 073	8 475	675 FLAT-ROLLED, ALLOY STEEL	173 767	12 736	7 729
892 PRINTED MATTER	856	852	516	676 IRON,STL,BAR,SHAPES ETC.	298	158	93
893 ARTICLES,NES,OF PLASTICS	21 407	11 596	7 006	678 WIRE OF IRON OR STEEL	759 463	107 946	63 283
894 BABY CARRIAGE,TOYS,GAMES	28 653	41 924	25 308	679 TUBES,PIPES,ETC.IRON,STL	45	2 391	1 443
895 OFFICE,STATIONERY SUPPLS	3 298	7 177	4 356	681 SILVER,PLATINUM,ETC.	21 492	11 466	6 943
897 GOLD,SILVERWARE,JEWEL NES	1	16 874	10 211	682 COPPER	26	132	80
898 MUSICAL INSTRUMENTS,ETC.	4 548	11 931	7 184	683 NICKEL	12 025	8 946	5 396
899 MISC MANUFACTRD GOODS NES	4 496	4 064	2 453	684 ALUMINIUM	10 982	1 725	1 035
971 GOLD,NONMONTY EXCL ORES		64	40	686 ZINC	7 739	9 368	5 555
EXPORTS	4 861 736	2 389 663	1 440 209	691 METALLIC STRUCTURES NES	1 817	1 231	735
001 LIVE ANIMALS	25	254	153	692 CONTAINERS,STORAGE,TRNSP	793	962	577
022 MILK AND CREAM	72 862	21 038	12 901	693 WIRE PRODUCTS EXCL.ELECT	1 351	1 979	1 176
025 EGGS,BIRDS,YOLKS,ALBUMIN	1 440	154	96	694 NAILS,SCREWS,NUTS,ETC.	3 252	11 376	6 823
048 CEREAL PREPARATIONS	14 762	710	429	695 TOOLS	204	1 203	724
054 VEGETABLES	355	271	169	696 CUTLERY	895	3 243	1 961
055 VEGETABLES,PRPD,PRSVO,NES	423	231	141	697 HOUSEHOLD EQUIPMENT,NES	13 785	14 507	8 755
057 FRUIT,NUTS EXCL.OIL NUTS	466	82	49	699 MANUFACTS.BASE METAL,NES	23 012	103 837	62 892
058 FRUIT,PRESERVED,PREPARED	207	97	60	700 CPL IND PLANT (84/85/87)	53	276	171
061 SUGARS,MOLASSES,HONEY	1 141	197	118	711 STEAM GENER. BOILERS,ETC.	429	2 490	1 481
062 SUGAR CONFECTIONERY	294	149	89	713 INTRNL COMBUS PSTN ENGIN	2 204	13 732	8 310
071 COFFEE,COFFEE SUBSTITUTE	134	183	110	714 ENGINES,MOTORS NON-ELECT	9 181	203 027	122 787
072 COCOA	191	59	34	715 ROTATING ELECTRIC PLANT	3 007	7 621	4 562
073 CHOCOLATE,OTH.COCOA PREP	467	344	202	719 OTH.POWR.GENRTNG.MACHNRY	308	1 560	942
081 ANIMAL FEED STUFF	7 490	3 266	1 973	721 AGRIC.MACHINES,EX.TRACTR	1 214	1 183	707
098 EDIBLE PROD.PREPRTS,NES	3 500	3 515	2 124	722 TRACTORS	1 608	1 381	829
112 ALCOHOLIC BEVERAGES	340	198	119	723 CIVIL ENGINEERING EQUIPT	8 037	15 552	9 456
231 NATURAL RUBBER, ETC.	239	86	53	724 TEXTILE,LEATHER MACHINES	23 338	68 563	40 839
232 SYNTHETIC RUBBER, ETC.	12 297	3 346	2 023	725 PAPER,PULP MILL MACHINES	1 588	6 449	3 908
247 WOOD ROUGH,ROUGH SQUARED	1 277	118	69	726 PRINTNG,BOOKBINDNG MACHS	7 745	35 333	21 432
248 WOOD, SIMPLY WORKED	1 084	122	73	727 FOOD-PROCESS.MCH.NON DOM	1 295	7 429	4 560
251 PULP AND WASTE PAPER	55 614	299	177	728 OTH.MACH,PTS,SPCL INDUST	34 319	97 546	59 077
266 SYNTHETIC FIBRES	2 153	455	276	731 METAL REMOVAL WORK TOOLS	3 494	16 531	9 931
272 FERTILIZERS, CRUDE	1 231	76	48	733 MACH-TOOLS,METAL-WORKING	4 407	16 273	9 714
273 STONE, SAND AND GRAVEL	33 906	846	511	735 PARTS,NES,FOR MACH-TOOLS	1 093	6 642	4 028
274 SULPHUR,UNRSTD.IRON PYRS	5 780	277	166	737 METALWORKING MACHNRY NES	41 203	12 670	7 591
278 OTHER CRUDE MINERALS	823 348	11 069	6 664	741 HEATING,COOLNG EQUIP,PART	15 313	41 173	24 734
282 FERROUS WASTE AND SCRAP	724 598	13 865	8 377	742 PUMPS FOR LIQUIDS,PARTS	3 093	16 938	10 237
288 NON-FERROUS WASTE,SCRAP	562	89	53	743 PUMPS NES,CENTRIFUGS ETC	4 749	18 760	11 305
291 CRUDE ANIMAL MATERLS,NES	39	187	113	744 MECHANICAL HANDLING EQUIP	16 136	28 352	17 131
292 CRUDE VEG.MATERIALS, NES	251	262	159	745 OTH.NONELEC MCH,TOOL,NES	14 247	66 631	40 304
322 BRIQUETTES,LIGNITE,PEAT	4 630	117	72	746 BALL OR ROLLER BEARINGS	1 765	1 504	894
334 PETROLEUM PRODUCTS	30 932	4 125	2 496	747 TAPS,COCKS,VALVES,ETC.	2 366	10 575	6 407
335 RESIDUAL PETROL.PRODUCTS	2 582	611	370	748 TRANSMISSIONS SHAFTS ETC	2 133	8 112	4 889
421 FIXED VEG.FAT,OILS, SOFT	30 946	2 205	1 336	749 NON-ELECT MACH.PARTS,ETC	5 779	16 006	9 661
431 ANIMAL,VEG.FATS,OILS,NES	5 641	927	555	751 OFFICE MACHINES	200	777	486
511 HYDROCARBONS,NES,DERIVTS	8 643	2 072	1 240	752 AUTOMATC.DATA PROC.EQUIP	688	16 325	9 854
512 ALCOHOL,PHENOL,ETC.DERIV	21 162	5 272	3 207	759 PARTS,FOR OFFICE MACHINS	117	2 344	1 419
513 CARBOXYLIC ACIDS,DERIVTS	31 892	4 413	2 671	761 TELEVISION RECEIVERS ETC	48	225	133
514 NITROGEN-FUNCT.COMPOUNDS	11 233	5 069	3 063	762 RADIO-BROADCAST RECEIVER	94	966	591
515 ORGANO-INORGANIC COMPNDS	9 817	9 242	5 605	763 SOUND RECORDER,PHONOGRPH	23	437	269
516 OTHER ORGANIC CHEMICALS	4 458	2 779	1 678	764 TELECOMM.EQUIP.PARTS NES	2 439	23 959	14 491
522 INORGANIC CHEM.ELEMENTS	21 098	6 695	4 018	771 ELECT POWER MACHNY,PARTS	8 148	10 950	6 570
				772 ELEC.SWITCH.RELAY.CIRCUIT	13 463	85 128	51 487

7 IMPORTS AND EXPORTS (SPECIAL TRADE) BY COUNTRIES OF PRODUCTION AND CONSUMPTION AND BY GROUPS OF THE SITC-REV. III 1993

GROUP DESCRIPTION	DT = 100 KG	1 000 DM	1 000 \$	GROUP DESCRIPTION	DT = 100 KG	1 000 DM	1 000 \$
773 ELECTR.DISTRIBT.EQPT.NES	4 368	10 245	6 163	893 ARTICLES,NES,OF PLASTICS	24	60	34
774 ELECTRO-MEDCL.XRAY EQUIP	468	7 625	4 575	897 GOLD,SILVERWARE,JEWEL NES	9	3 428	2 073
775 DOM.ELEC.NON-ELEC.EQUIPT	1 372	2 807	1 693	898 MUSICAL INSTRUMENTS,ETC.	3	77	46
776 TRANSISTORS,VALVES,ETC.	10 534	435 431	262 753				
778 ELECTRIC.MACH.APPART.NES	25 853	61 153	36 967	SINGAPORE			
781 PASS.MOTOR VEHCL.S.EX.BUS	19 180	69 128	41 633				
782 GOODS,SPCL TRANSPORT VEH	2 741	4 057	2 385	IMPORTS	964 972	4 049 362	2 448 271
783 ROAD MOTOR VEHICLES NES	1 426	1 891	1 147				
784 PARTS,TRACTORS,MOTOR VEH	38 583	72 413	43 595	001 LIVE ANIMALS	95	318	193
785 CYCLES,MOTORCYCLES ETC.	80	451	277	012 OTHER MEAT, MEAT OFFAL	229	76	47
786 TRAILERS,SEMI-TRAILER,ETC	1 290	840	506	034 FISH,FRESH,CHILLED,FROZEN	4 971	12 021	7 286
791 RAILWAY VEHICLES.EQUIPNT	34	294	181	035 FISH,DRIED,SALTED,SMOKED	24	231	140
792 AIRCRAFT,ASSOCTD.EQUIPNT	108	12 819	7 670	036 CRUSTACEANS,MOLLUSCS ETC	4 649	5 361	3 221
800 CPL IND PLANT CHAP 90/94	133	4 815	2 941	037 FISH ETC.PRPD,PRSD,NES	872	591	355
812 PLUMBNG,SANITRY,EQPT.ETC	145	209	125	048 CEREAL PREPARATIONS	2 234	774	469
813 LIGHTNG FIXTURES ETC.NES	1 124	4 607	2 789	056 VEGETABLES,PRPD,PRSD,NES	504	176	105
821 FURNITURE,CUSHIONS,ETC.	695	1 151	700	058 FRUIT,PRESERVED,PREPARED	2 004	230	134
831 TRUNK,SUIT-CASES,BAG,ETC	60	307	188	059 FRUIT, VEGETABLE JUICES	931	150	91
841 MENS,BOYS CLOTHING,X-KNIT	27	417	250	072 COCCA	627	122	73
842 WOMEN,GIRL CLOTHING,XKNIT	10	544	325	075 SPICES	2 145	527	325
845 OTHR.TEXTILE APPAREL,NES	22	251	148	081 ANIMAL FEED STUFF	12 695	233	145
846 CLOTHING ACCESSRS,FABRIC	15	124	67	098 EDIBLE PROD.PREPRTNS,NES	9 332	4 322	2 617
848 CLOTHING,NONTXTL;HEADGEAR	217	750	448	111 NON-ALCOHOL.BEVERAGE,NES	1 939	288	173
851 FOOTWEAR	89	551	332	231 NATURAL RUBBER, ETC.	31 967	4 860	2 979
871 OPTICAL INSTRUMENTS,NES	64	3 040	1 828	245 FUEL WOOD, WOOD CHARCOAL	3 827	149	89
872 MEDICAL INSTRUMENTS NES	1 441	13 981	8 412	248 WOOD, SIMPLY WORKED	81 260	13 788	8 337
873 METERS,COUNTERS,NES	266	2 300	1 386	263 COTTON	729	120	71
874 MEASURE,CONTROL INSTRMNT	2 064	34 609	20 824	288 NON-FERROUS WASTE,SCRAP	1 253	3 028	1 892
881 PHOTOGRAPH APPAR.ETC.NES	334	3 531	2 127	289 PREC.METAL ORES,CONCRTS	57	2 245	1 374
882 PHOTO.CINEMATOGPH.SUPPL	8 970	11 389	6 881	292 CRUDE VEG.MATERIALS, NES	7 549	8 856	5 355
884 OPTICAL GOODS NES	110	1 505	909	334 PETROLEUM PRODUCTS	83 730	3 354	2 034
885 WATCHES AND CLOCKS	87	3 238	1 968	411 ANIMAL OILS AND FATS	3 366	1 681	1 022
891 ARMS AND AMMUNITION	46	167	99	421 FIXED VEG.FAT,OILS, SOFT	523	446	268
892 PRINTED MATTER	1 195	2 556	1 543	422 FIXED VEG.FAT,OILS, OTHER	1 258	498	300
893 ARTICLES,NES,OF PLASTICS	9 307	16 232	9 813	431 ANIMAL,VEG.FATS,OILS,NES	995	280	169
894 BABY CARRIAGE,TOYS,GAMES	1 146	1 905	1 148	512 ALCOHOL,PHENOL,ETC.DERIV	3 080	1 758	1 087
895 OFFICE,STATIONERY SUPPLS	3 704	10 899	6 559	514 NITROGEN-FUNCT.COMPOUNDS	2 858	6 660	3 884
897 GOLD,SILVERWARE,JEWEL NES	1	2 224	1 351	515 ORGANO-INORGANIC COMPNDS	515	66 674	39 800
898 MUSICAL INSTRUMENTS,ETC.	693	3 391	2 062	516 OTHER ORGANIC CHEMICALS	713	892	540
899 MISC MANUFACTRO GOODS NES	611	2 397	1 436	522 INORGANIC CHEM.ELEMENTS	772	242	149
941 COMPL IND PLANT CHAPT 99	11 921	7 361	4 388	523 METAL.SALTS,INORGAN.ACID	849	55	33
971 GOLD,NONMONTY EXCL ORES		209	125	524 OTHER CHEMICAL COMPOUNDS	31	78	48
				533 PIGMENTS, PAINTS, ETC.	1 055	326	194
BRUNEI				542 MEDICAMENTS	288	889	536
IMPORTS	7 577	11 227	6 839	551 ESSNTL.OIL,PERFUME,FLAVR	325	518	313
081 ANIMAL FEED STUFF	7 000	128	80	553 PERFUMERY,COSMETICS,ETC.	111	799	477
687 TIN	150	128	76	571 POLYMERS OF ETHYLENE	6 860	1 313	790
735 PARTS,NES,FOR MACH-TOOLS	10	50	30	572 POLYMERS OF STYRENE	10 444	2 093	1 255
752 AUTOMATC.DATA PROC.EQUIP	1	134	82	574 POLYACETAL,POLYCARBONATE	5 925	2 271	1 374
792 AIRCRAFT,ASSOCTD.EQUIPNT	6	501	307	575 OTH.PLASTIC,PRIMARY FORM	4 150	3 882	2 346
851 FOOTWEAR	24	61	36	581 PLASTIC TUBE,PIPE,HOSE	159	769	467
				582 PLASTIC PLATE,SHEETS,ETC	285	204	124
EXPORTS	24 602	94 234	56 866	593 EXPLOSIVES,PYROTECHNICS	61	369	223
273 STONE, SAND AND GRAVEL	832	56	33	598 MISC.CHEMICAL PRODS,NES	3 815	691	417
522 INORGANIC CHEM.ELEMENTS	170	72	44	611 LEATHER	2	254	152
533 PIGMENTS, PAINTS, ETC.	200	99	63	625 RUBBER TYRES,TUBES,ETC.	16 045	11 949	7 231
575 OTH.PLASTIC,PRIMARY FORM	163	87	55	629 ARTICLES OF RUBBER, NES	4 205	3 635	2 202
582 PLASTIC PLATE,SHEETS,ETC	126	115	69	634 VENEERS, PLYWOOD, ETC.	90 495	12 439	7 540
598 MISC.CHEMICAL PRODS,NES	364	139	82	635 WOOD MANUFACTURES, NES	94 094	20 070	12 139
611 LEATHER	7	55	34	642 PAPER,PAPERBOARD,CUT ETC	881	834	500
629 ARTICLES OF RUBBER, NES	116	186	106	651 TEXTILE YARN	4 235	7 550	4 569
657 SPECIAL YARN,TXTL.FABRIC	73	125	73	656 TULLE,LACE,EMBROIDRY.ETC	7	51	32
662 CLAY,REFRCT.CONSTR.MATRL	3 245	418	249	657 SPECIAL YARN,TXTL.FABRIC	43	71	40
665 GLASSWARE	35	98	60	658 TEXTILE ARTICLES NES	118	315	186
667 PEARLS,PRECIOUS STONES	.	.	666	661 LIME,CEMENT,CONSTR.MATRL	181	49	30
679 TUBES,PIPES,ETC.IRON,STL	3 205	1 336	806	663 MINERAL MANUFACTURES,NES	44	205	124
683 NICKEL	22	108	67	664 GLASS	72	155	95
684 ALUMINIUM	1 212	212	131	666 POTTERY	371	301	183
691 METALLIC STRUCTURES NES	170	155	91	667 PEARLS,PRECIOUS STONES	.	.	.
695 TOOLS	24	162	101	675 FLAT-ROLLED, ALLOY STEEL	350	366	226
712 STEAM TURBINES	4	135	79	679 TUBES,PIPES,ETC.IRON,STL	112	247	152
713 INTRNL COMBUS PSTN ENGIN	46	293	177	682 COPPER	262	374	225
716 ROTATING ELECTRIC PLANT	15	69	35	684 ALUMINIUM	352	96	58
718 OTH.POWR.GENRTNG.MACHNRY	6	214	126	687 TIN	1 763	1 628	1 011
723 CIVIL ENGINEERING EQUIPT	20	71	44	691 METALLIC STRUCTURES NES	701	575	343
724 TEXTILE,LEATHER MACHINES	12	60	37	692 CONTAINERS,STORAGE,TRNSP	178	203	119
726 PRINTNG,BOOKBINDNG MACHS	332	1 995	1 211	693 WIRE PRODUCTS EXCL.ELECT	36	56	32
728 OTH.MACH,PTS,SPCL INDUST	56	229	138	694 NAILS,SCREWS,NUTS,ETC.	20 748	10 065	6 097
741 HEATNG,COOLNG EQUIP,PART	52	119	69	695 TOOLS	490	3 236	1 985
742 PUMPS FOR LIQUIDS,PARTS	123	701	425	696 CUTLERY	2 714	20 628	12 463
743 PUMPS NES,CENTRIFUGS ETC	44	501	298	697 HOUSEHOLD EQUIPMENT,NES	82	226	137
744 MECHANICAL HANDLING EQUIP	486	540	331	699 MANUFACTS.BASE METAL,NES	19 526	38 070	23 022
745 OTH.NONELEC MCH,TOOL,NES	286	1 134	676	712 STEAM TURBINES	6	208	126
747 TAPS,COCKS,VALVES,ETC.	87	365	216	713 INTRNL COMBUS PSTN ENGIN	1 043	6 223	3 774
748 TRANSMISSIONS SHAFTS ETC	5	143	85	714 ENGINES,MOTORS NON-ELECT	28	3 772	2 227
749 NON-ELECT MACH.PARTS,ETC	29	115	69	716 ROTATING ELECTRIC PLANT	2 569	8 446	5 100
751 OFFICE MACHINES	6	145	90	718 OTH.POWR.GENRTNG.MACHNRY	85	219	133
764 TELECOMM.EQUIP.PARTS NES	50	2 133	1 267	723 CIVIL ENGINEERING EQUIPT	70	287	169
771 ELECT POWER MACHNY.PARTS	520	326	193	724 TEXTILE,LEATHER MACHINES	7 063	24 552	14 826
772 ELEC.SWITCH.RELAY.CIRCUIT	244	1 124	661	725 PAPER,PULP MILL MACHINES	5	70	42
773 ELECTR.DISTRIBT.EQPT NES	347	288	171	726 PRINTNG,BOOKBINDNG MACHS	113	146	88
774 ELECTRO-MEDCL.XRAY EQUIP	1	74	46	728 OTH.MACH,PTS,SPCL INDUST	465	1 674	1 024
778 ELECTRIC.MACH.APPART.NES	60	315	187	731 METAL REMOVAL WORK TOOLS	1 925	3 948	2 414
781 PASS.MOTOR VEHCL.S.EX.BUS	9 333	59 687	36 061	733 MACH-TOOLS,METAL-WORKING	1 231	351	206
782 GOODS,SPCL TRANSPORT VEH	459	1 415	838	735 PARTS,NES,FOR MACH-TOOLS	329	1 435	874
784 PARTS,TRACTORS,MOTOR VEH	219	1 162	697	737 METALWORKING MACHNRY NES	64	289	176
792 AIRCRAFT,ASSOCTD.EQUIPNT	21	3 165	1 924	741 HEATNG,COOLNG EQUIP,PART	1 752	3 979	2 393
813 LIGHTNG FIXTURES ETC.NES	101	502	307	742 PUMPS FOR LIQUIDS,PARTS	59	321	190
821 FURNITURE,CUSHIONS,ETC.	39	56	33	743 PUMPS NES,CENTRIFUGS ETC	26 283	21 018	12 764
848 CLOTHING,NONTXTL;HEADGEAR	7	72	44	744 MECHANICAL HANDLING EQUIP	142	208	126
872 MEDICAL INSTRUMENTS NES	3	271	161	745 OTH.NONELEC MCH,TOOL,NES	112	429	255
873 METERS,COUNTERS,NES	1	61	36	746 BALL OR ROLLER BEARINGS	373	1 683	1 008
874 MEASURE,CONTROL INSTRMNT	2	609	375	747 TAPS,COCKS,VALVES,ETC.	458	940	562
891 ARMS AND AMMUNITION	2	141	83	748 TRANSMISSIONS SHAFTS ETC	2 080	5 575	3 380
892 PRINTED MATTER	59	698	407	749 NON-ELECT MACH.PARTS,ETC	477	3 803	2 175
				751 OFFICE MACHINES	15 829	82 543	49 848
				752 AUTOMATC.DATA PROC.EQUIP	40 719	1 523 803	925 858
				759 PARTS,FOR OFFICE MACHINS	9 175	468 552	282 360

7 IMPORTS AND EXPORTS (SPECIAL TRADE) BY COUNTRIES OF PRODUCTION AND CONSUMPTION AND BY GROUPS OF THE SITC-REV. III 1993

GROUP DESCRIPTION	DT = 100 KG	1 000 DM	1 000 \$	GROUP DESCRIPTION	DT = 100 KG	1 000 DM	1 000 \$
761 TELEVISION RECEIVERS ETC	31 803	67 055	40 773	572 POLYMERS OF STYRENE	37 583	7 499	4 547
762 RADIO-BROADCAST RECEIVER	38 075	143 764	86 858	573 POLYMERS,VINYL CHLORIDE	14 113	4 849	2 930
763 SOUND RECORDER,PHONOGRPH	43 039	234 774	141 935	574 POLYACETAL,POLYCARBONATE	55 882	21 964	13 318
764 ELECTCOMM.EQUIP,PARTS NES	19 901	109 348	66 133	575 OTH.PLASTIC,PRIMARY FORM	164 613	48 355	29 264
771 ELECT POWER MACHNY,PARTS	5 032	34 341	20 752	579 PLASTIC WASTE, SCRAP ETC	4 322	205	127
772 ELEC.SWITCH,RELAY,CIRCUIT	10 115	107 562	65 024	581 PLASTIC TUBE,PIPE,HOSE	3 079	7 235	4 388
773 ELECTR.DISTRIBT.EQPT NES	1 962	17 681	10 768	582 PLASTIC PLATE,SHEETS,ETC	32 510	19 586	11 822
774 ELECTRO-MEDCL,XRAY EQUIP	12	172	105	583 MONOFILAMENT OF PLASTICS	2 455	2 127	1 290
775 DOM.ELEC.NON-ELEC.EQUIPT	12 946	22 738	13 818	591 INSECTICIDES, ETC.	2 476	2 035	1 230
776 TRANSISTORS,VALVES,ETC.	4 990	337 895	204 380	592 STARCHES,INULIN,ETC.	21 469	5 436	3 279
778 ELECTRIC.MACH.APPART.NES	13 891	139 432	83 575	593 EXPLOSIVES,PYROTECHNICS	391	2 048	1 233
782 GOODS,SPCL TRANSPORT VEH	150	361	223	597 PREPRD ADDITIVES,LIQUIDS	80 411	23 128	13 927
784 PARTS,TRACTORS,MOTOR VEH	217	312	186	598 MISC.CHEMICAL PRODS.NES	107 796	56 378	34 119
785 CYCLES,MOTOCYCLES,ETC	12 993	22 068	13 383	600 CPL IND PLANT CHAP 69-76	386	428	258
792 AIRCRAFT,ASSOCTD.EQUIPNT	11	792	479	611 LEATHER	2 908	12 723	7 681
793 SHIP,BOAT,FLGAT.STRUCTRS	956	2 429	1 505	612 MANUFACT. LEATHER ETC.NES	93	866	520
813 LIGHTING FIXTURES ETC.NES	324	901	543	621 MATERIALS OF RUBBER	8 342	7 881	4 780
821 FURNITURE,CUSHIONS,ETC.	2 926	3 098	1 866	625 RUBBER TYRES,TUBES,ETC.	9 509	8 682	5 247
831 TRUNK,SUIT-CASES,BAG,ETC	391	1 323	799	629 ARTICLES OF RUBBER, NES	5 089	17 783	10 724
841 MENS,BOYS CLOTHING,X-KNIT	2 791	9 361	5 669	634 VENEERS, PLYWOOD, ETC.	17 500	2 038	1 237
842 WOMEN,GIRL CLOTHING,XKNIT	2 247	10 232	6 209	635 WOOD MANUFACTURES, NES	3 077	1 303	785
843 MENS,BOYS CLOTHING,KNIT	1 704	6 379	3 879	641 PAPER AND PAPERBOARD	185 537	24 557	14 816
844 WOMEN,GIRLS CLOTHING,KNIT	3 878	13 582	8 284	642 PAPER,PAPERBOARD,CUT ETC	12 439	6 608	3 989
845 OTHR.TEXTILE APPAREL,NES	12 413	50 072	30 414	651 TEXTILE YARN	5 326	9 342	5 671
846 CLOTHING ACCESSRS,FABRIC	128	646	388	652 COTTON FABRICS, WOVEN	1 336	4 780	2 902
848 CLOTHING,NONXTL;HEADGEAR	101	211	125	653 FABRICS,MAN-MADE FIBRES	7 594	25 522	15 400
851 FOOTWEAR	1 002	4 739	2 872	654 OTH.TEXTILE FABRIC,WOVEN	134	962	578
871 OPTICAL INSTRUMENTS,NES	237	7 661	4 814	655 KNIT,CROCHET,FABRIC NES	506	1 567	947
872 MEDICAL INSTRUMENTS NES	288	1 773	1 077	656 TULLE,LACE,EMBROIDRY,ETC	167	761	455
873 METERS,COUNTERS,NES	310	2 839	1 711	657 SPECIAL YARN,TXTL.FABRIC	6 274	11 603	7 013
874 MEASURE,CONTROL INSTRMNT	1 532	41 646	25 200	658 TEXTILE ARTICLES NES	825	2 175	1 304
881 PHOTOGRAPH APPAR.ETC.NES	72	1 335	804	659 FLOOR COVERINGS, ETC.	1 747	1 127	677
882 PHOTO.CINEMATOGRPH.SUPPL	511	6 300	3 812	661 LIME,CEMENT,CONSTR.MATRL	1 829	379	225
884 OPTICAL GOODS NES	285	7 617	4 597	662 CLAY,REFRCT,CONSTR.MATRL	110 152	9 461	5 740
885 WATCHES AND CLOCKS	4 161	9 481	5 726	663 MINERAL MANUFACTURES,NES	33 332	19 173	11 544
892 PRINTED MATTER	20 180	20 929	12 629	664 GLASS	22 664	7 305	4 424
893 ARTICLES,NES,OF PLASTICS	13 023	16 883	10 208	665 GLASSWARE	5 374	7 099	4 293
894 BABY CARRIAGE, TOYS, GAMES	6 283	19 230	11 590	666 POTTERY	508	2 024	1 227
895 OFFICE,STATIONERY SUPPLS	970	2 904	1 757	667 PEARLS,PRECIOUS STONES			
896 WORKS OF ART,ANTIQUE ETC	53	547	329	671 PIG IRON,SPIEGELEISEN,ETC	1 654	732	444
897 GOLD,SILVERWARE,JEWEL NES		3 265	1 983	672 INGOTS ETC.IRON OR STEEL	3 763	919	555
898 MUSICAL INSTRUMENTS,ETC.	4 471	18 298	11 063	673 FLAT-ROLLED IRON ETC.	26 120	2 989	1 834
899 MISC MANUFCTRD GOODS NES	4 163	30 280	18 327	674 FLAT-ROLLED PLATED IRON	27 269	6 153	3 775
961 COIN NONGOLD NONCURRENT	69	3 220	1 955	675 FLAT-ROLLED, ALLOY STEEL	12 296	4 086	2 473
971 GOLD,NONMONTARY EXCL ORES		230	140	676 IRON,STL.BAR,SHAPES ETC.	294 983	22 691	13 715
972 MONETARY GOLD,GOLD COINS		226	133	677 RAILWAY TRACK IRON,STEEL	1 421	211	126
EXPORTS	4 305 710	3 732 989	2 253 010	678 WIRE OF IRON OR STEEL	5 924	1 574	947
001 LIVE ANIMALS	14	57	35	679 TUBES,PIPES,ETC.IRON,STL	115 189	20 301	12 207
017 MEAT,OFFL.PRPD,PRSD,NES	160	156	92	681 SILVER,PLATINUM,ETC.	2 507	47 670	29 049
022 MILK AND CREAM	15 799	2 638	1 605	682 COPPER	82 498	54 687	32 969
023 BUTTER,OTHER FAT OF MILK	362	102	61	683 NICKEL	154	615	375
024 CHEESE AND CURD	197	168	102	684 ALUMINIUM	54 625	28 403	17 176
034 FISH,FRESH,CHILLED,FROZN	148	235	137	685 LEAD	88	162	99
037 FISH ETC.PRPD,PRSD,NES	68	356	222	686 ZINC	12 688	2 017	1 217
048 CEREAL PREPARATIONS	1 683	887	530	687 TIN	177	411	247
056 VEGETABLES,PRPD,PRSD,NES	748	454	269	688 MISC.NON-FERR.BASE METAL	35	259	159
057 FRUIT,NUTS EXCL.OIL NUTS	126	118	70	691 METALLIC STRUCTURES NES	15 050	16 143	9 762
058 FRUIT,PRESERVED,PREPARED	585	298	179	692 CONTAINERS,STORAGE,TRNSP	2 344	2 528	1 532
059 FRUIT,VEGETABLE JUICES	794	136	86	693 WIRE PRODUCTS EXCL.ELECT	2 533	2 436	1 465
061 SUGARS,MOLASSES,HONEY	151 505	6 683	4 044	694 NAILS,SCREWS,NUTS,ETC.	5 591	7 837	4 703
062 SUGAR CONFECTIONERY	2 170	965	583	695 TOOLS	10 327	51 490	31 066
071 COFFEE,COFFEE SUBSTITUTE	178	205	123	696 CUTLERY	360	2 767	1 651
073 CHOCOLATE,OTH.COCOA PREP	2 826	2 247	1 358	697 HOUSEHOLD EQUIPMENT,NES	4 886	9 018	5 434
074 TEA AND MATE	33	108	67	699 MANUFACTS.BASE METAL,NES	39 060	56 404	34 036
075 SPICES	378	273	162	700 CPL IND PLANT (84/85/87)	4 296	61 276	36 376
081 ANIMAL FEED STUFF	959	1 155	699	711 STEAM GENER. BOILERS,ETC.	1 180	2 458	1 468
091 MARGARINE AND SHORTENING	317	107	65	712 STEAM TURBINES	701	6 077	3 690
098 EDIBLE PROD.PREPRNTS,NES	3 971	3 155	1 902	713 INTRNL COMBUS PSTN ENGIN	29 683	132 516	79 896
111 NON-ALCOHOL.BEVERAGE,NES	2 301	507	305	714 ENGINES,MOTORS NON-ELECT	207	16 796	9 992
112 ALCOHOLIC BEVERAGES	10 342	2 163	1 306	716 ROTATING ELECTRIC PLANT	7 043	14 873	8 991
122 TOBACCO, MANUFACTURED	1 402	3 823	2 289	718 OTH.PDWR.GENRTNG.MACHNRY	2 793	11 244	6 765
232 SYNTHETIC RUBBER, ETC.	8 834	2 348	1 416	721 AGRIC.MACHINES,EX.TRACTR	209	370	224
246 WOOD IN CHIPS, PARTICLES	7 686	68	42	722 TRACTORS	2 400	2 811	1 732
247 WOOD ROUGH,ROUGH SQUARED	3 883	368	221	723 CIVIL ENGINEERING EQUIPT	55 511	61 195	36 951
248 WOOD, SIMPLY WORKED	485	64	38	724 TEXTILE,LEATHER MACHINES	3 065	26 121	15 751
266 SYNTHETIC FIBRES	258	149	86	725 PAPER,PULP MILL MACHINES	2 377	7 190	4 339
272 FERTILIZERS, CRUDE	851	59	35	726 PRINTNG,BOOKBINDNG MACHS	9 998	45 550	27 779
273 STONE, SAND AND GRAVEL	16 473	543	330	727 FOOD-PROCESS.MCH.NON DOM	936	4 933	2 932
277 NATURAL ABRASIVES, NES		104	61	728 OTH.MACH,PTS,SPCL INDUST	37 996	98 390	59 506
278 OTHER CRUDE MINERALS	261 000	4 294	2 574	731 METAL REMOVAL WORK TOOLS	6 253	20 441	12 405
287 ORE,CONCENTR.BASE METALS	152	1 122	687	733 MACH-TOOLS,METAL-WORKING	4 191	15 456	9 295
288 NON-FERROUS WASTE,SCRAP	7 122	1 010	604	735 PARTS,NES,FOR MACH-TOOLS	1 181	8 924	5 394
292 CRUDE VEG.MATERIALS, NES	574	662	399	737 METALWORKING MACHNRY NES	7 001	11 741	7 055
334 PETROLEUM PRODUCTS	23 384	3 942	2 372	741 HEATING,COOLING EQUIP,PART	11 521	43 748	26 352
335 RESIDUAL PETROL.PRODUCTS	11 917	828	501	742 PUMPS FOR LIQUIDS,PARTS	13 056	41 582	25 145
431 ANIMAL,VEG.FATS,OILS,NES	3 418	616	371	743 PUMPS NES,CENTRIFUGS ETC	16 061	73 503	44 317
511 HYDROCARBONS,NES,DERIVTS	5 990	1 759	1 062	744 MECHANICAL HANDLING EQUIP	26 842	34 808	20 820
512 ALCOHOL,PHENOL,ETC.DERIV	24 513	6 284	3 791	745 OTH.NONELEC MCH,TOOL,NES	5 953	28 887	17 436
513 CARBOXYLIC ACIDS,DERIVTS	110 455	15 101	9 172	746 BALL OR ROLLER BEARINGS	37 294	83 074	50 081
514 NITROGEN-FUNCT.COMPOUNDS	22 330	12 757	7 734	747 TAPS,COCKS,VALVES,ETC.	8 081	36 026	21 759
515 ORGANIC-INORGANIC COMPODS	15 146	13 630	8 171	748 TRANSMISSIONS SHAFTS ETC	20 998	57 492	34 728
516 OTHER ORGANIC CHEMICALS	23 971	7 954	4 800	749 NON-ELECT MACH.PARTS,ETC	6 924	27 525	16 564
522 INORGANIC CHEM.ELEMENTS	44 431	10 952	6 588	751 OFFICE MACHINES	4 424	17 306	10 477
523 METAL.SALTS,INORGAN.ACID	125 070	11 241	6 788	752 AUTOMATC.DATA PROC.EQUIP	993	24 145	14 543
524 OTHER CHEMICAL COMPOUNDS	4 392	5 679	3 433	753 PARTS,FOR OFFICE MACHINS	2 302	24 453	14 808
525 RADIO-ACTIVE MATERIALS		59	34	761 TELEVISION RECEIVERS ETC	995	2 999	1 809
531 SYNTH.COLOURS,LAKES,ETC.	13 926	26 377	15 985	762 RADIO-BROADCAST RECEIVER	340	5 201	3 157
532 DYEING,TANNING MATERIALS	605	143	88	763 SOUND RECORDER,PHONOGRPH	445	6 354	3 796
533 PIGMENTS, PAINTS, ETC.	35 731	22 756	13 725	764 ELECTCOMM.EQUIP,PARTS NES	6 359	68 627	41 435
541 MEDICINES,ETC.EXC.GRP542	4 126	29 892	18 051	771 ELECT POWER MACHNY,PARTS	13 324	36 773	22 167
542 MEDICAMENTS	2 723	13 376	8 087	772 ELEC.SWITCH,RELAY,CIRCUIT	33 373	212 057	128 054
551 ESSENTL.OIL,PERFUME,FLAVR	2 077	4 675	2 815	773 ELECTR.DISTRIBT.EQPT NES	18 197	30 872	18 570
553 PERFUMERY,COSMETICS,ETC.	6 105	12 627	7 621	774 ELECTRO-MEDCL,XRAY EQUIP	315	6 805	4 095
554 SOAP,CLEANERS,POLISH,ETC	25 226	8 960	5 403	775 DOM.ELEC.NON-ELEC.EQUIPT	5 436	14 164	8 556
562 FERTILIZER,EXCEPT GRP272	233 910	5 413	3 278	776 TRANSISTORS,VALVES,ETC.	7 434	338 093	203 937
571 POLYMERS OF ETHYLENE	20 085	2 004	1 206	778 ELECTRIC.MACH.APPART.NES	26 195	78 758	47 492
				781 PASS.MOTOR VEHCLS.EX.BUS	101 150	307 148	185 423
				782 GOODS,SPCL TRANSPORT VEH	7 388	11 876	7 062

7 IMPORTS AND EXPORTS (SPECIAL TRADE) BY COUNTRIES OF PRODUCTION AND CONSUMPTION AND BY GROUPS OF THE SITC-REV. III 1993

GROUP DESCRIPTION	DT = 100 KG	1 000 DM	1 000 \$	GROUP DESCRIPTION	DT = 100 KG	1 000 DM	1 000 \$
783 ROAD MOTOR VEHICLES NES	571	716	444	741 HEATING, COOLING EQUIP, PART	29	473	284
784 PARTS, TRACTORS, MOTOR VEH	54 288	131 643	79 319	742 PUMPS FOR LIQUIDS, PARTS	8	429	266
785 CYCLES, MOTORCYCLES ETC.	73	348	210	747 TAPS, COCKS, VALVES, ETC.	85	4 647	2 807
786 TRAILERS, SEMI-TRAILER, ETC	24 916	13 167	7 991	748 TRANSMISSIONS SHAFTS ETC	16	150	87
791 RAILWAY VEHICLES, EQUIPNT	624	1 752	1 047	751 OFFICE MACHINES	296	949	573
792 AIRCRAFT, ASSCOTD. EQUIPNT	52	12 395	7 483	752 AUTOMATIC DATA PROC. EQUIP	22 684	182 075	110 247
793 SHIP, BOAT, FLOAT, STRUCTRS	638 945	11 470	7 001	753 PARTS, FOR OFFICE MACHINS	192	1 832	1 088
812 PLUMBING, SANITARY, EQPT, ETC	910	858	515	761 TELEVISION RECEIVERS ETC	4 524	14 147	8 551
813 LIGHTING FIXTURES, ETC, NES	4 396	15 459	9 323	762 RADIO-BROADCAST RECEIVER	3 315	16 576	9 983
821 FURNITURE, CUSHIONS, ETC.	9 732	13 741	8 287	763 SOUND RECORDER, PHONOGRPH	660	2 659	1 608
831 TRUNK, SUIT-CASES, BAG, ETC	516	9 954	5 987	764 TELECOMM. EQUIP. PARTS NES	4 463	24 714	14 962
841 MENS, BOYS CLOTHING, X-KNIT	101	2 360	1 419	771 ELECT POWER MACHNY, PARTS	350	4 163	2 513
842 WOMEN, GIRL CLOTHING, X-KNIT	260	8 649	5 222	772 ELEC. SWITCH, RELAY, CIRCUIT	1 594	23 841	14 408
843 MENS, BOYS CLOTHING, KNIT	14	159	97	773 ELECTR. DISTRIBUT. EQPT NES	1 988	3 069	1 864
844 WOMEN, GIRLS CLOTHING, KNIT	14	348	209	774 ELECTRO-MEDCL. XRAY EQUIP	14	55	32
845 OTHR. TEXTILE APPAREL, NES	100	1 748	1 060	776 TRANSISTORS, VALVES, ETC.	4 398	190 483	115 242
846 CLOTHING ACCESSRS, FABRIC	95	916	547	778 ELECTRIC MACH. APPART. NES	899	14 467	8 745
848 CLOTHING, NONTEXTL; HEADGEAR	112	1 755	1 055	784 PARTS, TRACTORS, MOTOR VEH	441	393	238
851 FOOTWEAR	618	4 300	2 597	785 CYCLES, MOTORCYCLES ETC.	36	54	31
871 OPTICAL INSTRUMENTS, NES	178	6 003	3 629	786 TRAILERS, SEMI-TRAILER, ETC	191	94	57
872 MEDICAL INSTRUMENTS NES	1 167	15 807	9 622	813 LIGHTING FIXTURES ETC. NES	7 328	10 615	6 424
873 METERS, COUNTERS, NES	695	3 909	2 365	821 FURNITURE, CUSHIONS, ETC.	15 782	14 543	8 797
874 MEASURE, CONTROL INSTRMNT	3 590	86 276	52 048	831 TRUNK, SUIT-CASES, BAG, ETC	1 169	3 489	2 104
881 PHOTOGRAPH APPAR. ETC. NES	3 311	29 255	17 665	841 MENS, BOYS CLOTHING, X-KNIT	13 332	44 430	26 843
882 PHOTO. CINEMATOPRPH. SUPPL	3 246	5 338	3 228	842 WOMEN, GIRL CLOTHING, X-KNIT	14 648	56 719	34 357
884 OPTICAL GOODS NES	168	11 216	6 780	843 MENS, BOYS CLOTHING, KNIT	6 124	12 869	7 803
885 WATCHES AND CLOCKS	1 225	42 606	25 638	844 WOMEN, GIRLS CLOTHING, KNIT	7 451	19 047	11 530
891 ARMS AND AMMUNITION	317	1 431	853	845 OTHR. TEXTILE APPAREL, NES	37 540	107 549	64 953
892 PRINTED MATTER	4 062	7 407	4 473	846 CLOTHING ACCESSRS, FABRIC	3 997	15 557	9 424
893 ARTICLES, NES, OF PLASTICS	18 811	23 850	14 429	848 CLOTHING, NONTEXTL; HEADGEAR	1 289	4 368	2 624
894 BABY CARRIAGE, TOYS, GAMES	1 350	3 237	1 944	851 FOOTWEAR	15 618	27 331	16 585
895 OFFICE, STATIONERY SUPPLS	2 863	13 034	7 894	871 OPTICAL INSTRUMENTS, NES	3	72	45
896 WORKS OF ART, ANTIQUE ETC	13	1 162	714	873 METERS, COUNTERS, NES	87	893	539
897 GOLD, SILVERWARE, JEWEL NES	19	9 240	5 551	874 MEASURE, CONTROL INSTRMNT	3 640	41 711	25 169
898 MUSICAL INSTRUMENTS, ETC.	1 295	8 382	5 076	881 PHOTOGRAPH APPAR. ETC. NES	123	9 898	5 981
899 MISC MANUFACTRD GOODS NES	2 813	23 485	14 168	884 OPTICAL GOODS NES	54	562	337
941 COMPL IND PLANT CHAPT 99	88	532	357	885 WATCHES AND CLOCKS	49	1 834	1 113
971 GOLD, NONMONTY EXCL ORES	8	14 144	8 586	891 ARMS AND AMMUNITION	354	555	340
				892 PRINTED MATTER	410	691	418
PHILIPPINES				893 ARTICLES, NES, OF PLASTICS	2 920	2 477	1 489
IMPORTS	2 972 885	1 290 859	780 715	894 BABY CARRIAGE, TOYS, GAMES	7 966	23 829	14 362
001 LIVE ANIMALS	16	415	250	895 OFFICE, STATIONERY SUPPLS	431	484	299
034 FISH, FRESH, CHILLED, FROZEN	140	782	472	896 WORKS OF ART, ANTIQUE ETC	72	353	214
036 CRUSTACEANS, MOLLUSCS ETC	459	340	204	897 GOLD, SILVERWARE, JEWEL NES	3 154	17 407	10 503
037 FISH ETC. PRPDD, PRSVD, NES	124 258	41 087	24 681	898 MUSICAL INSTRUMENTS, ETC.	393	1 436	867
048 CEREAL PREPARATIONS	143	60	37	899 MISC MANUFACTRD GOODS NES	12 870	23 345	14 085
054 VEGETABLES	123 828	2 835	1 698	EXPORTS	1 204 050	1 069 802	645 622
057 FRUIT, NUTS EXCL. OIL NUTS	57 303	9 850	5 937	001 LIVE ANIMALS	12	204	122
058 FRUIT, PRESERVED, PREPARED	93 833	13 708	8 349	016 MEAT, ED. OFFL, DRY, SLT, SMK	25	49	30
059 FRUIT, VEGETABLE JUICES	1 042	350	209	017 MEAT, OFFL, PRPDD, PRSVD, NES	53	86	52
061 SUGARS, MOLASSES, HONEY	1 044	268	162	022 MILK AND CREAM	31 913	13 029	7 829
081 ANIMAL FEED STUFF	915 347	18 153	11 016	024 CHEESE AND CURD	131	89	53
098 EDIBLE PROD. PREPRTNS, NES	822	204	125	025 EGGS, BIRDS, YOLKS, ALBUMIN	77	213	129
111 NON-ALCOHOL. BEVERAGE, NES	2 184	260	161	048 CEREAL PREPARATIONS	494	151	92
121 TOBACCO, UNMANUFACTURED	29 643	13 701	8 292	054 VEGETABLES	245	61	37
122 TOBACCO, MANUFACTURED	9	65	39	056 VEGETABLES, PRPDD, PRSVD, NES	534	241	143
223 OILSEED(OTH. FIX. VEG. OIL)	110 698	5 979	3 616	059 FRUIT, VEGETABLE JUICES	915	402	236
245 FUEL WOOD, WOOD CHARCOAL	6 809	317	193	061 SUGARS, MOLASSES, HONEY	114 979	5 454	3 288
248 WOOD, SIMPLY WORKED	1 503	261	159	062 SUGAR CONFECTIONERY	416	184	112
251 PULP AND WASTE PAPER	48 337	19 980	12 071	073 CHOCOLATE, OTH. COCOA PREP	208	125	72
265 VEGETABLE TEXTILE FIBRES	1 012	220	135	081 ANIMAL FEED STUFF	4 232	2 252	1 361
273 STONE, SAND AND GRAVEL	3 266	125	75	098 EDIBLE PROD. PREPRTNS, NES	5 953	3 549	2 150
287 ORE, CONCENTR. BASE METALS	3 000	95	58	112 ALCOHOLIC BEVERAGES	493	201	124
289 PREC. METAL ORES, CONCENTRS	3 176	17 516	10 554	231 NATURAL RUBBER, ETC.	7 482	143	87
291 CRUDE ANIMAL MATERLS, NES	3 353	1 536	930	232 SYNTHETIC RUBBER, ETC.	7 352	1 672	1 008
292 CRUDE VEG. MATERIALS, NES	10 690	5 048	3 058	248 WOOD, SIMPLY WORKED	1 352	188	115
421 FIXED VEG. FAT, OILS, SOFT	1 838	158	103	251 PULP AND WASTE PAPER	134 197	1 053	637
422 FIXED VEG. FAT, OILS, OTHER	950 587	76 169	46 170	266 SYNTHETIC FIBRES	2 954	762	460
431 ANIMAL, VEG. FATS, OILS, NES	152 758	14 628	8 838	267 OTHER MAN-MADE FIBRES	6 187	3 449	2 071
512 ALCOHOL, PHENOL, ETC. DERIV	25 032	2 023	1 222	273 STONE, SAND AND GRAVEL	26 040	673	405
514 NITROGEN-FUNCT. COMPOUNDS	448	188	116	278 OTHER CRUDE MINERALS	96 857	1 525	921
522 INORGANIC CHEM. ELEMENTS	161	1 602	968	285 ALUMINIUM ORE, CONCTR. ETC	364	78	47
553 PERFUMERY, COSMETICS, ETC.	56	67	41	288 NON-FERROUS WASTE, SCRAP	1 242	2 366	1 459
582 PLASTIC PLATE, SHEETS, ETC	1 085	323	198	292 CRUDE VEG. MATERIALS, NES	1 728	1 111	669
598 MISC. CHEMICAL PRODS. NES	1 368	512	312	334 PETROLEUM PRODUCTS	5 200	880	534
611 LEATHER	785	3 259	1 982	335 RESIDUAL PETROL. PRODUCTS	1 564	242	146
612 MANUFACT. LEATHER ETC. NES	132	178	107	431 ANIMAL, VEG. FATS, OILS, NES	2 950	568	341
625 RUBBER TYRES, TUBES, ETC.	171	131	81	611 HYDROCARBONS, NES, DERIVTS	15 940	3 145	1 889
629 ARTICLES OF RUBBER, NES	96	72	44	612 ALCOHOL, PHENOL, ETC. DERIV	9 817	1 287	776
633 CORK MANUFACTURES	4	153	89	613 CARBOXYLIC ACIDS, DERIVTS	19 607	5 490	3 317
634 VENEERS, PLYWOOD, ETC.	12 371	1 645	1 001	614 NITROGEN-FUNCT. COMPOUNDS	11 850	9 867	5 975
635 WOOD MANUFACTURES, NES	11 328	11 896	7 186	615 ORGANIC-INORGANIC COMPNDS	4 562	10 138	6 146
641 PAPER AND PAPERBOARD	263	182	110	616 OTHER ORGANIC CHEMICALS	7 071	7 761	4 708
642 PAPER, PAPERBOARD, CUT ETC	6 676	10 488	6 307	622 INORGANIC CHEM. ELEMENTS	20 475	6 207	3 744
651 TEXTILE YARN	457	215	131	623 METAL, SALTS, INORGAN. ACID	88 161	9 032	5 447
656 TULLE, LACE, EMBROIDRY, ETC	35	196	120	624 OTHER CHEMICAL COMPOUNDS	143	269	159
657 SPECIAL YARN, TEXTL. FABRIC	1 788	772	464	631 SYNTH. COLOURS, LAKES, ETC.	4 811	12 730	7 691
658 TEXTILE ARTICLES NES	4 191	23 066	13 934	632 DYEING, TANNING MATERIALS	3 244	620	369
659 FLOOR COVERINGS, ETC.	49	245	146	633 PIGMENTS, PAINTS, ETC.	7 574	4 617	2 776
661 LIME, CEMENT, CONSTR. MATRL	3 358	877	527	641 MEDICINES, ETC. EXC. GRP542	2 842	13 090	7 921
662 CLAY, REFRCT. CONSTR. MATRL	96	111	68	642 MEDICAMENTS	1 641	18 481	11 220
663 MINERAL MANUFACTURES, NES	7 411	1 456	880	651 ESSNTL. OIL, PERFUME, FLAVR	2 398	5 240	3 159
664 GLASS	767	184	112	653 PERFUMERY, COSMETICS, ETC.	170	1 420	857
666 POTTERY	29 898	20 183	12 173	654 SOAP, CLEANERS, POLISH, ETC	11 757	4 379	2 631
667 PEARLS, PRECIOUS STONES	.	.	.	662 FERTILIZER, EXCEPT GRP272	3 230	343	208
679 TUBES, PIPES, ETC. IRON, STL	205	64	37	671 POLYMERS OF ETHYLENE	40 050	4 423	2 670
694 NAILS, SCREWS, NUTS, ETC.	8 935	6 749	4 092	672 POLYMERS OF STYRENE	1 926	451	270
695 TOOLS	163	78	46	673 POLYMERS, VINYL CHLORIDE	9 641	2 744	1 665
696 CUTLERY	262	392	231	674 POLYACETAL, POLYCARBONATE	11 872	6 916	4 192
697 HOUSEHOLD EQUIPMENT, NES	2 322	2 857	1 729	675 OTH. PLASTIC, PRIMARY FORM	88 467	19 703	11 854
699 MANUFACTS. BASE METAL, NES	1 434	1 856	1 104	679 PLASTIC WASTE, SCRAP ETC	35 259	1 202	736
714 ENGINES, MOTORS NON-ELECT	125	16 146	9 934	681 PLASTIC TUBE, PIPE, HOSE	505	1 152	687
721 AGRIC. MACHINES, EX. TRACTR	191	140	86	682 PLASTIC PLATE, SHEETS, ETC	2 856	2 912	1 748
724 TEXTILE, LEATHER MACHINES	16	583	356	683 MONOFILAMENT OF PLASTICS	197	232	138
725 PAPER, PULP MILL MACHINES	107	190	115	691 INSECTICIDES, ETC.	5 395	9 094	5 467
728 OTH. MACH. PTS, SPCL INDUST	24	326	201	692 STARCHES, INULIN, ETC.	7 111	1 837	1 111

7 IMPORTS AND EXPORTS (SPECIAL TRADE) BY COUNTRIES OF PRODUCTION AND CONSUMPTION AND BY GROUPS OF THE SITC-REV. III 1993

GROUP DESCRIPTION	DT = 100 KG	1 000 DM	1 000 \$	GROUP DESCRIPTION	DT = 100 KG	1 000 DM	1 000 \$
597 PREPRD ADDITIVES, LIQUIDS	5 524	2 048	1 234	881 PHOTOGRAPH APPAR. ETC. NES	127	670	406
598 MISC. CHEMICAL PRODS. NES	32 728	13 173	7 968	882 PHOTO. CINEMATOGRPH. SUPPL	3 877	5 594	3 377
611 LEATHER	2 687	3 152	1 884	884 OPTICAL GOODS NES		402	239
621 MATERIALS OF RUBBER	198	644	384	885 WATCHES AND CLOCKS	7	88	51
625 RUBBER TYRES, TUBES, ETC.	189	158	96	891 ARMS AND AMMUNITION	31	139	80
629 ARTICLES OF RUBBER, NES	2 420	2 141	1 296	892 PRINTED MATTER	1 214	1 602	962
634 VENEERS, PLYWOOD, ETC.	3 588	1 015	613	893 ARTICLES, NES, OF PLASTICS	3 069	4 459	2 685
641 PAPER AND PAPERBOARD	37 367	6 269	3 784	894 BABY CARRIAGE, TOYS, GAMES	142	357	219
642 PAPER, PAPERBOARD, CUT ETC	772	591	354	895 OFFICE, STATIONERY SUPPLS	825	3 841	2 323
651 TEXTILE YARN	1 574	4 545	2 753	897 GOLD, SILVERWARE, JEWEL NES	1	1 398	844
652 COTTON FABRICS, WOVEN	774	2 110	1 268	898 MUSICAL INSTRUMENTS, ETC.	56	297	174
653 FABRICS, MAN-MADE FIBRES	1 255	3 618	2 162	899 MISC MANUFACTURED GOODS NES	915	2 389	1 444
654 OTH. TEXTILE FABRIC, WOVEN	278	818	437	971 GOLD, NON-MONETARY EXCL ORES		1 340	808
655 KNIT, CROCHET, FABRIC NES	365	1 842	1 120				
656 TULLE, LACE, EMBROIDRY, ETC	80	652	334				
657 SPECIAL YARN, TXTL. FABRIC	1 204	2 328	1 402	MONGOLIA			
658 TEXTILE ARTICLES NES	114	1 472	887	IMPORTS	3 402	5 790	3 478
662 CLAY, REFRCT. CONSTR. MATRL	24 923	3 613	2 197				
663 MINERAL MANUFACTURES, NES	2 912	2 525	1 534	268 WOOL, OTHER ANIMAL HAIR	247	696	418
664 GLASS	4 741	1 578	955	288 NON-FERROUS WASTE, SCRAP	400	112	65
665 GLASSWARE	1 023	1 118	681	291 CRUDE ANIMAL MATERLS. NES	2 151	4 035	2 420
666 POTTERY	130	286	172	411 ANIMAL OILS AND FATS	104	58	35
667 PEARLS, PRECIOUS STONES				841 MENS, BOYS CLOTHING, X-KNIT	60	149	87
671 PIG IRON, SPIEGELEISEN, ETC	678	235	143	843 MENS, BOYS CLOTHING, KNIT	21	67	40
672 INGOTS ETC. IRON OR STEEL	194	62	37	845 OTHR. TEXTILE APPAREL, NES	144	308	190
673 FLAT-ROLLED IRON ETC.	3 711	287	171	896 WORKS OF ART, ANTIQUE ETC	12	89	55
674 FLAT-ROLLED PLATED IRON	2 156	152	89				
675 FLAT-ROLLED, ALLOY STEEL	9 973	2 802	1 661	EXPORTS	21 338	10 653	6 377
676 IRON, STL. BAR, SHAPES ETC.	9 022	1 723	1 045				
678 WIRE OF IRON OR STEEL	111	97	60	011 BOVINE MEAT	251	57	35
679 TUBES, PIPES, ETC. IRON, STL	21 110	3 902	2 333	046 MEAL, FLOUR OF WHEAT, MSLN	6 438	201	122
681 SILVER, PLATINUM, ETC.	18	1 060	642	112 ALCOHOLIC BEVERAGES	1 151	181	111
682 COPPER	932	978	582	421 FIXED VEG. FAT, OILS, SOFT	1 128	161	98
683 NICKEL	127	393	237	532 DYEING, TANNING MATERIALS	185	51	31
684 ALUMINIUM	2 075	1 757	1 062	541 MEDICINES, ETC. EXC. GRP542	2	51	30
686 ZINC	3 937	557	357	542 MEDICAMENTS	177	573	352
687 TIN	128	142	85	553 PERFUMERY, COSMETICS, ETC.	66	89	54
689 MISC. NON-FERR. BASE METAL	57	53	32	554 SOAP, CLEANERS, POLISH, ETC	190	61	30
691 METALLIC STRUCTURES NES	1 481	2 291	1 405	591 INSECTICIDES, ETC.	78	249	149
692 CONTAINERS, STORAGE, TRNSP	362	218	130	597 PREPRD ADDITIVES, LIQUIDS	400	92	54
693 WIRE PRODUCTS EXCL. ELECT	693	1 095	655	598 MISC. CHEMICAL PRODS. NES	214	45	31
694 NAILS, SCREWS, NUTS, ETC.	437	798	473	695 TOOLS	80	84	51
695 TOOLS	1 214	3 929	2 375	700 CPL IND PLANT (84/85/87)	38	107	66
696 CUTLERY	59	429	256	716 ROTATING ELECTRIC PLANT	169	103	62
697 HOUSEHOLD EQUIPMENT, NES	400	891	539	724 TEXTILE, LEATHER MACHINES	205	1 276	761
699 MANUFACT. BASE METAL, NES	3 173	4 487	2 707	726 PRINTING, BOOKBINDING MACHS	41	99	59
700 CPL IND PLANT (84/85/87)	8 525	24 046	14 596	727 FOOD-PROCESS. MCH. NON DOM	998	1 450	861
711 STEAM GENER. BOILERS, ETC.	1 938	3 074	1 840	743 PUMPS NES, CENTRIFUGS ETC	352	472	277
712 STEAM TURBINES	881	13 552	8 080	751 OFFICE MACHINES	11	69	42
713 INTRNL COMBUS PSTN ENGIN	706	3 782	2 266	771 ELECT POWER MACHNY. PARTS	128	179	104
714 ENGINES, MOTORS NON-ELECT	1 355	62 407	37 998	772 ELEC. SWITCH. RELAY. CIRCUIT	7	75	44
716 ROTATING ELECTRIC PLANT	4 000	9 413	5 752	781 PASS. MOTOR VEHCLS. EX. BUS	1 067	1 247	754
718 OTH. POWER GENRTNG MACHNY	48	624	374	782 GOODS, SPCL TRANSPORT VEH	250	79	47
721 AGRIC. MACHINES, EX. TRACTR	136	307	182	784 PARTS, TRACTORS, MOTOR VEH	45	330	196
722 TRACTORS	217	571	337	791 RAILWAY VEHICLES, EQUIPNT	515	512	307
723 CIVIL ENGINEERING EQUIPT	670	1 436	869	821 FURNITURE, CUSHIONS, ETC.	150	55	33
724 TEXTILE, LEATHER MACHINES	10 225	37 008	22 447	851 FOOTWEAR	107	87	51
725 PAPER, PULP MILL MACHINES	2 450	2 495	1 517	872 MEDICAL INSTRUMENTS NES	4	64	38
726 PRINTING, BOOKBINDING MACHS	2 287	9 020	5 436	874 MEASURE, CONTROL INSTRMNT	319	648	396
727 FOOD-PROCESS. MCH. NON DOM	1 438	3 610	2 166	892 PRINTED MATTER	51	99	59
728 OTH. MACH. PTS, SPCL INDUST	8 493	35 767	21 439				
731 METAL REMOVAL WORK TOOLS	3 061	2 079	1 265	CHINA			
733 MACH-TOOLS, METAL-WORKING	2 187	2 828	1 608	IMPORTS	22 101 084	13 808 502	8 345 241
735 PARTS, NES, FOR MACH-TOOLS	774	1 960	1 180				
737 METALWORKING MACHNY NES	151	1 634	989	001 LIVE ANIMALS	19	533	324
741 HEATING, COOLING EQUIP, PART	4 717	14 731	8 798	012 OTHER MEAT, MEAT OFFAL	95 328	61 646	37 122
742 PUMPS FOR LIQUIDS, PARTS	1 118	6 385	3 846	017 MEAT, OFFL. PRPD, PRSVD, NES	2 217	989	590
743 PUMPS NES, CENTRIFUGS ETC	3 066	12 689	7 690	034 FISH, FRESH, CHILLED, FROZN	172 730	48 923	29 721
744 MECHANICAL HANDLING EQUIP	5 795	13 971	8 351	036 CRUSTACEANS, MOLLUSCS ETC	11 156	14 478	8 783
745 OTH. NONELEC MCH, TOOL, NES	3 199	22 397	13 519	037 FISH ETC. PREPD, PRSVD, NES	3 276	2 820	1 695
746 BALL OR ROLLER BEARINGS	117	652	390	042 RICE	4 255	653	396
747 TAPS, COCKS, VALVES, ETC.	1 049	5 401	3 222	045 OTHER CEREALS, UNMILLED	20 612	2 580	1 551
748 TRANSMISSIONS SHAFTS ETC	938	3 469	2 081	048 CEREAL PREPARATIONS	6 999	1 214	733
749 NON-ELECT MACH. PARTS, ETC	2 035	8 315	4 997	054 VEGETABLES	424 663	63 296	38 192
751 OFFICE MACHINES	81	685	425	056 VEGETABLES, PRPD, PRSVD, NES	698 980	165 079	99 527
752 AUTOMATC. DATA PROC. EQUIP	665	5 570	3 375	057 FRUIT, NUTS EXCL. OIL NUTS	19 665	8 836	5 341
759 PARTS, FOR OFFICE MACHINS	287	2 934	1 772	058 FRUIT, PRESERVED, PREPARED	114 937	19 308	11 703
761 TELEVISION RECEIVERS ETC	6	124	75	059 FRUIT, VEGETABLE JUICES	199	114	69
764 TELECOMM. EQUIP. PARTS NES	6 379	101 477	61 333	061 SUGARS, MOLASSES, HONEY	161 653	20 734	12 523
771 ELECT POWER MACHNY. PARTS	6 062	8 123	4 898	062 SUGAR CONFECTIONERY	523	394	229
772 ELEC. SWITCH. RELAY. CIRCUIT	7 070	44 168	26 621	074 TEA AND MATE	48 423	26 789	16 165
773 ELECTR. DISTRIB. EQPT NES	13 285	23 245	13 915	075 SPICES	33 960	9 215	5 566
774 ELECTRO-MEDCL. XRAY EQUIP	230	3 788	2 259	081 ANIMAL FEED STUFF	1 767 715	42 754	26 015
775 DOM. ELEC. NON-ELEC. EQUIPT	887	1 208	729	098 EDIBLE PROD. PREPRPTS, NES	31 584	6 584	3 965
776 TRANSISTORS, VALVES, ETC.	3 544	175 645	105 910	111 NON-ALCOHOL. BEVERAGE, NES	264	49	30
778 ELECTRIC MACH. APPART. NES	8 849	18 798	11 314	112 ALCOHOLIC BEVERAGES	8 364	2 801	1 696
781 PASS. MOTOR VEHCLS. EX. BUS	4 145	15 902	9 521	121 TOBACCO, UNMANUFACTURED	40 977	18 893	11 399
782 GOODS, SPCL TRANSPORT VEH	960	1 984	1 197	122 FURSKINS, RAW	157	2 017	1 246
784 PARTS, TRACTORS, MOTOR VEH	5 736	13 202	8 043	222 OILSEED (SFT. FIX VEG. OIL)	164 363	20 007	12 062
786 TRAILERS, SEMI-TRAILER, ETC	449	969	554	223 OILSEED (OTH. FIX. VEG. OIL)	218 934	13 790	8 324
791 RAILWAY VEHICLES, EQUIPNT	59	468	285	231 NATURAL RUBBER, ETC.	340	54	32
792 AIRCRAFT, ASSCOTD. EQUIPNT	17	1 986	1 197	232 SYNTHETIC RUBBER, ETC.	8 699	1 011	622
800 CPL IND PLANT CHAP 90/94	3	153	94	248 WOOD, SIMPLY WORKED	28 241	4 124	2 492
812 PLUMBING, SANITRY, EQPT. ETC	145	422	258	251 PULP AND WASTE PAPER	889	140	85
813 LIGHTING FIXTURES ETC. NES	210	1 167	692	261 SILK	20 029	34 942	21 123
821 FURNITURE, CUSHIONS, ETC.	2 517	2 963	1 791	263 COTTON	461	100	61
831 TRUNK, SUIT-CASES, BAG, ETC	27	960	574	264 JUTE, OTH. TXTL. BAST FIBR	1 000	102	60
841 MENS, BOYS CLOTHING, X-KNIT	26	105	63	265 VEGETABLE TEXTILE FIBRES	2 176	964	584
842 WOMEN, GIRL CLOTHING, KNIT	2	410	246	266 SYNTHETIC FIBRES	2 115	1 062	640
844 WOMEN, GIRLS CLOTHING, KNIT	10	104	65	267 OTHER MAN-MADE FIBRES	200	114	70
845 OTHR. TEXTILE APPAREL, NES	7	58	36	268 WOOL, OTHER ANIMAL HAIR	12 243	36 478	22 118
846 CLOTHING ACCESSRS, FABRIC	100	401	238	272 FERTILIZERS, CRUDE	1 935	139	81
848 CLOTHING, NONTXLT, HEADGEAR	22	443	267	273 STONE, SAND AND GRAVEL	9 058	456	274
851 FOOTWEAR	68	136	82	277 NATURAL ABRASIVES, NES	3 490	683	410
871 OPTICAL INSTRUMENTS, NES	7	392	239	278 OTHER CRUDE MINERALS	2 244 502	46 050	27 832
872 MEDICAL INSTRUMENTS NES	277	2 292	1 384	285 ALUMINIUM ORE, CONCTR. ETC	980 376	12 894	7 763
873 METERS, COUNTERS, NES	87	208	128	287 ORE, CONCENTR. BASE METALS	2 391	800	479
874 MEASURE, CONTROL INSTRMNT	939	17 167	10 365				

7 IMPORTS AND EXPORTS (SPECIAL TRADE) BY COUNTRIES OF PRODUCTION AND CONSUMPTION AND BY GROUPS OF THE SITC-REV. III 1993

GROUP DESCRIPTION	DT = 100 KG	1 000 DM	1 000 \$	GROUP DESCRIPTION	DT = 100 KG	1 000 DM	1 000 \$
291 CRUDE ANIMAL MATERLS.NES	269 883	176 860	106 517	751 OFFICE MACHINES	25 627	87 131	52 627
292 CRUDE VEG. MATERIALS, NES	60 756	18 379	11 176	752 AUTOMATC. DATA PROC. EQUIP	17 810	102 030	61 292
321 COAL, NOT AGGLOMERATED	66 140	1 090	662	759 PARTS, FOR OFFICE MACHINS	45 939	233 044	140 009
325 COKE, SEMI-COKE, RET. CARBN	3 369 589	53 579	32 184	761 TELEVISION RECEIVERS ETC	111 336	211 141	127 865
335 RESIDUAL PETROL. PRODUCTS	76 682	6 303	3 794	762 RADIO-BROADCAST RECEIVER	224 411	470 690	284 733
421 FIXED VEG. FAT, OILS, SOFT	35 161	4 385	2 652	763 SOUND RECORDER, PHONOGRPH	48 128	187 963	113 492
422 FIXED VEG. FAT, OILS, OTHER	20 730	3 939	2 367	764 TELECOMM. EQUIP. PARTS NES	75 070	235 740	142 070
431 ANIMAL, VEG. FATS, OILS, NES	23 807	3 907	2 352	771 ELECT. POWER MACHNY. PARTS	39 786	67 164	40 451
511 HYDROCARBONS, NES, DERIVTS	3 688	1 079	649	772 ELEC. SWITCH, RELAY, CIRCUIT	10 824	33 970	20 497
512 ALCOHOL, PHENOL, ETC. DERIV	20 555	11 375	6 901	773 ELECT. DISTRIB. EQPT NES	53 931	47 252	28 551
513 CARBOXYLIC ACIDS, DERIVTS	113 559	29 583	17 877	774 ELECTRO-MEDCL. XRAY EQUIP	20	260	160
514 NITROGEN-FUNCT. COMPOUNDS	31 848	23 718	14 319	775 DOM. ELEC. NON-ELEC. EQUIPT	267 634	345 313	207 960
515 ORGANO-INORGANIC COMPNDS	58 484	71 962	43 553	776 TRANSISTORS, VALVES, ETC.	2 954	18 261	11 054
516 OTHER ORGANIC CHEMICALS	12 026	10 282	6 171	778 ELECTRIC. MACH. APPART. NES	156 272	298 250	180 089
522 INORGANIC CHEM. ELEMENTS	230 736	44 510	26 960	781 PASS. MOTOR VEHCLS. EX. BUS	243	1 178	693
523 METAL. SALTS, INORGAN. ACID	41 803	4 810	2 906	784 PARTS, TRACTORS, MOTOR VEH	4 624	2 641	1 592
524 OTHER CHEMICAL COMPOUNDS	86 376	16 438	9 959	785 CYCLES, MOTORCYCLES ETC.	66 812	64 445	39 416
525 RADIO-ACTIVE MATERIALS	1 653	7 967	4 837	786 TRAILERS, SEMI-TRAILR, ETC	34 410	7 608	4 592
531 SYNTH. COLOURS, LAKES, ETC.	4 866	5 038	3 033	791 RAILWAY VEHICLES, EQUIPNT	318	64	39
532 DYEING, TANNING MATERIALS	1 273	694	418	792 AIRCRAFT, ASSOCD. EQUIPNT	23	399	240
533 PIGMENTS, PAINTS, ETC.	6 188	2 297	1 397	793 SHIP, BOAT, FLOAT. STRUCTRS	12 959	8 946	5 468
541 MEDICINES, ETC. EXC. GRP542	59 091	151 435	91 513	811 PREFABRICATED BUILDINGS	1 091	442	267
542 MEDICAMENTS	614	913	548	812 PLUMBING, SANITRY, EQPT. ETC	235	95	57
551 ESSNTL. OIL, PERFUME, FLAVR	13 146	9 508	5 744	813 LIGHTING FIXTURES ETC. NES	207 859	222 819	134 419
553 PERFUMERY, COSMETICS, ETC.	1 956	4 185	2 542	821 FURNITURE, CUSHIONS, ETC.	172 456	117 682	71 476
554 SOAP, CLEANERS, POLISH, ETC	1 488	1 603	966	831 TRUNK, SUIT-CASES, BAG, ETC	489 980	661 779	400 556
562 FERTILIZER, EXCEPT GRP272	2 132	61	37	841 MENS, BOYS CLOTHNG, X-KNIT	178 003	605 759	366 784
571 POLYMERS OF ETHYLENE	4 031	995	594	842 WOMEN, GIRL CLOTHNG, X-KNIT	195 783	1 072 643	649 176
572 POLYMERS OF STYRENE	2 052	437	257	843 MENS, BOYS CLOTHNG, KNIT	57 101	116 611	70 351
573 POLYMERS, VINYL CHLORIDE	753	527	322	844 WOMEN, GIRLS CLOTHNG, KNIT	89 937	251 586	152 142
574 POLYACETAL, POLYCARBONATE	3 795	1 139	690	845 OTHR. TEXTILE APPAREL, NES	249 524	940 365	567 431
575 OTH. PLASTIC, PRIMARY FORM	32 275	14 041	8 500	846 CLOTHING ACCESSRS, FABRIC	45 651	121 059	73 011
581 PLASTIC TUBE, PIPE, HOSE	1 550	1 193	713	848 CLOTHING, NONXTL; HEADGEAR	242 239	431 891	260 217
582 PLASTIC PLATE, SHEETS, ETC	7 941	2 955	1 787	851 FLOTHNEAR	482 198	833 021	502 982
583 MONOFILAMENT OF PLASTICS	62	52	33	871 OPTICAL INSTRUMENTS, NES	5 472	27 985	16 895
592 STARCHES, INULIN, ETC.	2 840	590	353	872 MEDICAL INSTRUMENTS NES	15 445	19 933	11 982
593 EXPLOSIVES, PYROTECHNICS	136 389	46 112	27 519	873 METERS, COUNTERS, NES	1 942	27 029	16 335
597 PREPRED ADDITIVES, LIQUIDS	34	164	101	874 MEASURE, CONTROL INSTRMNT	11 790	49 119	29 691
598 MISC. CHEMICAL PRODS. NES	364 960	37 803	22 832	881 PHOTOGRAPH APPAR. ETC. NES	11 139	68 255	41 238
611 LEATHER	259	297	179	882 PHOTO. CINEMATOGPH. SUPPL	580	2 452	1 480
612 MANUFACT. LEATHER ETC. NES	1 279	1 994	1 195	883 CINE. FILM EXPOSD. DEVELOPD	7	96	58
613 FURSKINS, TANNED, DRESSED	814	13 085	7 924	884 OPTICAL GOODS NES	4 244	37 271	22 526
621 MATERIALS OF RUBBER	12 227	1 985	1 197	885 WATCHES AND CLOCKS	35 803	146 997	88 804
625 RUBBER TYRES, TUBES, ETC.	15 099	7 054	4 258	891 ARMS AND AMMUNITION	1 963	2 953	1 785
629 ARTICLES OF RUBBER, NES	11 442	5 854	3 541	892 PRINTED MATTER	13 643	13 532	8 106
633 CORK MANUFACTURES	355	504	303	893 ARTICLES, NES, OF PLASTICS	562 778	243 257	147 330
634 VENEERS, PLYWOOD, ETC.	712	118	70	894 BABY CARRIAGE, TOYS, GAMES	1 083 715	1 245 373	753 076
635 WOOD MANUFACTURES, NES	122 752	75 925	45 894	895 OFFICE, STATIONERY SUPPLS	23 626	18 473	11 161
641 PAPER AND PAPERBOARD	2 311	1 276	765	896 WORKS OF ART, ANTIQUE ETC	2 651	4 471	2 702
642 PAPER, PAPERBOARD, CUT ETC	68 237	47 654	28 734	897 GOLD, SILVERWARE, JEWEL NES	4 790	58 372	35 148
651 TEXTILE YARN	20 247	18 774	11 345	898 MUSICAL INSTRUMENTS, ETC.	26 319	58 541	35 705
652 COTTON FABRICS, WOVEN	78 198	45 406	27 524	899 MISC. MANUFACTRD GOODS NES	560 076	580 036	350 583
653 FABRICS, MAN-MADE FIBRES	42 783	32 353	19 630	961 COIN NONGOLD NONCURRENT	83	6 517	3 957
654 OTH. TEXTILE FABRIC, WOVEN	8 390	61 592	37 301	972 MONETARY GOLD, GOLD COINS		1 381	828
655 KNIT, CROCHET, FABRIC NES	229	824	501				
656 TULLE, LACE, EMBROIDRY, ETC	1 203	8 347	5 041	EXPORTS	22 200 401	9 597 972	5 795 734
657 SPECIAL YARN, TXTL FABRIC	3 839	4 267	2 585				
658 TEXTILE ARTICLES NES	223 101	281 448	170 697	012 OTHER MEAT, MEAT OFFAL	1 793	490	300
659 FLOOR COVERINGS, ETC.	58 264	132 587	80 313	016 MEAT, ED. OFFL, DRY, SLT, SMK	173	76	44
661 LIME, CEMENT, CONSTR. MATRL	443 055	10 603	6 392	022 MILK AND CREAM	16 492	5 711	3 511
662 CGL, REFRCT. CONSTR. MATRL	380	67	41	034 FISH, FRESH, CHILLED, FROZN	975	84	49
663 MINERAL MANUFACTURES, NES	14 579	5 883	3 528	048 CEREAL PREPARATIONS	10 020	455	274
664 GLASS	11 527	8 676	5 233	054 VEGETABLES	186	472	287
665 GLASSWARE	57 185	26 902	16 259	056 VEGETABLES, PRPD, PRSVD, NES	124	61	36
666 POTTERY	383 206	104 900	63 523	061 SUGARS, MOLASSES, HONEY	1 531	122	75
667 PEARLS, PRECIOUS STONES				062 SUGAR CONFECTIONERY	859	416	246
671 PIG IRON, SPIEGELEISN, ETC	183 080	23 685	14 280	073 CHOCOLATE, OTH. COCOA PREP	173	119	71
675 FLAT-ROLLED, ALLOY STEEL	452	255	157	081 ANIMAL FEED STUFF	16 202	2 759	1 685
678 WIRE OF IRON OR STEEL	18 330	2 298	1 390	098 EDIBLE PROD. PREPRTNS, NES	118	199	117
679 TUBES, PIPES, ETC. IRON, STL	13 768	4 883	2 964	111 NON-ALCOHOL. BEVERAGE, NES	1 342	297	176
681 SILVER, PLATINUM, ETC.		276	172	112 ALCOHOLIC BEVERAGES	759	237	140
682 COPPER	6 734	5 717	3 471	211 HIDES, SKINS (EX. FURS), RAW	11 995	2 854	1 718
684 ALUMINIUM	1 858	1 416	867	212 FURSKINS, RAW	5	96	58
685 LEAD	117	123	77	232 SYNTHETIC RUBBER, ETC.	7 194	2 412	1 451
687 TIN	44 989	39 154	23 768	247 WOOD ROUGH, ROUGH SQUARED	7 834	726	438
689 MISC. NON-FERR. BASE METAL	46 905	15 395	9 279	251 PULP AND WASTE PAPER	68 269	479	281
691 METALLIC STRUCTURES NES	1 984	1 036	632	266 SYNTHETIC FIBRES	234 767	46 985	28 232
692 CONTAINERS, STORAGE, TRNSP	3 633	2 618	1 588	268 WOOL, OTHER ANIMAL HAIR	27 270	22 904	13 823
693 WIRE PRODUCTS EXCL. ELECT	44 555	9 087	5 490	277 NATURAL ABRASIVES, NES	16	189	113
694 NAILS, SCREWS, NUTS, ETC.	208 617	37 013	22 355	278 OTHER CRUDE MINERALS	11 657	461	273
695 TOOLS	226 739	100 860	60 947	282 FERROUS WASTE AND SCRAP	74 169	2 196	1 318
696 CUTLERY	76 406	99 723	60 216	285 ALUMINIUM ORE, CONCTR. ETC	47	229	135
697 HOUSEHOLD EQUIPMENT, NES	258 800	161 790	97 804	288 NON-FERROUS WASTE, SCRAP	72 808	14 111	8 573
699 MANUFACT. BASE METAL, NES	404 299	109 094	66 004	291 CRUDE ANIMAL MATERLS. NES	10 058	6 144	3 689
712 STEAM TURBINES	9	543	328	292 CRUDE VEG. MATERIALS, NES	3 337	1 468	883
713 INTRNL COMBUS PSTN ENGIN	12 042	14 067	8 630	334 PETROLEUM PRODUCTS	12 014	2 921	1 767
714 ENGINES, MOTORS NON-ELECT	295	37 945	23 325	335 RESIDUAL PETROL. PRODUCTS	6 564	1 300	789
716 ROTATING ELECTRIC PLANT	36 986	71 275	43 058	421 FIXED VEG. FAT, OILS, SOFT	929 993	67 837	40 793
718 OTH. POWR. GENRTNG. MACHNY	34	55	33	422 FIXED VEG. FAT, OILS, OTHER	215	154	93
721 AGRIC. MACHINES, EX. TRACTR	3 346	1 008	605	431 ANIMAL, VEG. FATS, OILS, NES	965	344	213
723 CIVIL ENGINEERING EQUIPT	13 019	8 082	4 886	511 HYDROCARBONS, NES, DERIVTS	57 285	8 977	5 423
724 TEXTILE, LEATHER MACHINES	12 958	13 323	8 005	512 ALCOHOL, PHENOL, ETC. DERIV	178 201	33 317	20 059
726 PRINTNG, BOOKBINDNG MACHS	115	364	226	513 CARBOXYLIC ACIDS, DERIVTS	168 620	21 707	13 086
727 FOOD-PROCESS. MCH. NON DOM	429	611	373	514 NITROGEN-FUNCT. COMPOUNDS	218 718	49 091	29 709
728 OTH. MACH. PTS, SPL. INDOST	12 167	7 383	4 434	515 ORGANO-INORGANIC COMPNDS	50 737	25 571	15 487
731 METAL REMOVAL WORK TOOLS	80 805	31 598	19 184	516 OTHER ORGANIC CHEMICALS	17 703	7 727	4 690
733 MACH-TOOLS, METAL-WORKING	1 061	379	227	522 INORGANIC CHEM. ELEMENTS	44 895	9 419	5 687
735 PARTS, NES, FOR MACH-TOOLS	5 015	2 518	1 537	523 METAL. SALTS, INORGAN. ACID	31 172	5 403	3 270
737 METALWORKING MACHNY NES	14 542	9 841	5 917	524 OTHER CHEMICAL COMPOUNDS	134	344	208
741 HEATING, COOLNG EQUIP, PART	15 192	21 458	13 086	525 RADIO-ACTIVE MATERIALS		132	78
742 PUMPS FOR LIQUIDS, PARTS	24 769	3 975	2 413	531 SYNTH. COLOURS, LAKES, ETC.	2 390	8 147	4 916
743 PUMPS NES, CENTRIFUGS ETC	87 242	64 322	39 186	532 DYEING, TANNING MATERIALS	12 239	2 131	1 289
744 MECHANICAL HANDLING EQUIP	47 636	15 114	9 101	533 PIGMENTS, PAINTS, ETC.	16 985	13 202	8 005
745 OTH. NONELEC MCH. TOOL, NES	12 257	19 183	11 531	541 MEDICINES, ETC. EXC. GRP542	1 063	20 332	12 280
746 BALL OR ROLLER BEARINGS	15 781	14 383	8 706	542 MEDICAMENTS	12 555	13 592	8 132
747 TAPS, COCKS, VALVES, ETC.	14 725	6 254	3 789	551 ESSNTL. OIL, PERFUME, FLAVR	577	1 805	975
748 TRANSMISSIONS SHAFTS ETC	36 615	15 333	9 267	553 PERFUMERY, COSMETICS, ETC.	115	581	352
749 NON-ELECT MACH. PARTS, ETC	707	382	226	554 SOAP, CLEANERS, POLISH, ETC	30 864	7 513	4 533

7 IMPORTS AND EXPORTS (SPECIAL TRADE) BY COUNTRIES OF PRODUCTION AND CONSUMPTION AND BY GROUPS OF THE SITC-REV. III 1993

GROUP DESCRIPTION	DT = 100 KG	1 000 DM	1 000 \$	GROUP DESCRIPTION	DT = 100 KG	1 000 DM	1 000 \$
562 FERTILIZER, EXCEPT GRP272	1 370 996	38 730	23 867	784 PARTS, TRACTORS, MOTOR VEH	638 876	1 204 065	728 338
571 POLYMERS OF ETHYLENE	351 135	33 912	20 493	785 CYCLES, MOTORCYCLES ETC.	388	123	73
572 POLYMERS OF STYRENE	41 673	7 392	4 476	786 TRAILERS, SEMI-TRAILER, ETC	8 149	3 192	1 920
573 POLYMERS, VINYL CHLORIDE	12 125	4 646	2 824	791 RAILWAY VEHICLES, EQUIPNT	20 645	90 969	54 638
574 POLYACETAL, POLYCARBONATE	36 864	11 378	6 891	792 AIRCRAFT, ASSOC'D. EQUIPNT	23	3 003	1 804
575 OTH. PLASTIC, PRIMARY FORM	59 543	21 832	13 160	793 SHIP, BOAT, FLOAT, STRUCTRS	256 224	58 863	35 919
579 PLASTIC WASTE, SCRAP ETC	2 497	145	85	800 CPL IND PLANT CHAP 90/94	3 155	16 327	9 760
581 PLASTIC TUBE, PIPE, HOSE	948	2 963	1 795	812 PLUMBING, SANITARY, EQPT, ETC	83	169	101
582 PLASTIC PLATE, SHEETS, ETC	6 538	9 239	5 572	813 LIGHTING FIXTURES ETC, NES	499	1 717	1 053
583 MONOFILAMENT OF PLASTICS	1 219	1 094	666	821 FURNITURE, CUSHIONS, ETC.	2 519	4 345	2 635
591 INSECTICIDES, ETC.	5 365	9 345	5 664	831 TRUNK, SUIT-CASES, BAG, ETC	42	183	111
592 STARCHES, INULIN, ETC.	8 918	1 879	1 138	841 MENS, BOYS CLOTHING, X-KNIT	574	1 258	776
593 EXPLOSIVES, PYROTECHNICS	200	343	208	842 WOMEN, GIRL CLOTHING, XKNIT	95	1 013	600
597 PREPRD ADDITIVES, LIQUIDS	45 474	22 428	13 582	844 WOMEN, GIRLS CLOTHING, KNIT	12	123	76
598 MISC. CHEMICAL PRODS, NES	64 937	22 728	13 819	845 OTHR. TEXTILE APPAREL, NES	113	658	396
600 CPL IND PLANT CHAP 69-76	54 257	48 897	29 518	846 CLOTHING ACCESSRS, FABRIC	69	767	468
611 LEATHER	1 335	1 897	1 149	848 CLOTHING, NONTXTL; HEADGEAR	434	1 076	637
613 FURSKINS, TANNED, DRESSED	660	555	337	851 FOOTWEAR	353	859	516
621 MATERIALS OF RUBBER	2 069	3 292	1 984	871 OPTICAL INSTRUMENTS, NES	162	6 259	3 772
625 RUBBER TYRES, TUBES, ETC.	4 477	2 363	1 441	872 MEDICAL INSTRUMENTS NES	432	16 553	9 989
629 ARTICLES OF RUBBER, NES	1 420	7 941	4 786	873 METERS, COUNTERS, NES	158	1 815	1 092
634 VENEERS, PLYWOOD, ETC.	105 359	8 207	4 840	874 MEASURE, CONTROL INSTRMNT	12 562	212 753	128 173
635 WOOD MANUFACTURES, NES	555	624	385	881 PHOTOGRAPH APPAR, ETC, NES	439	5 819	3 484
641 PAPER AND PAPERBOARD	514 418	49 198	29 837	882 PHOTO. CINEMATOGRPH. SUPPL	1 460	1 912	1 159
642 PAPER, PAPERBOARD, CUT ETC	19 282	7 456	4 544	884 OPTICAL GOODS NES	47	6 958	4 242
651 TEXTILE YARN	995	1 439	869	885 WATCHES AND CLOCKS	63	702	423
652 COTTON FABRICS, WOVEN	802	2 369	1 435	891 ARMS AND AMMUNITION	111	480	292
653 FABRICS, MAN-MADE FIBRES	3 424	9 331	5 659	892 PRINTED MATTER	2 505	15 589	9 489
654 OTH. TEXTILE FABRIC, WOVEN	4 874	9 176	5 576	893 ARTICLES, NES, OF PLASTICS	1 819	4 291	2 589
655 KNIT, CROCHET, FABRIC NES	834	3 139	1 893	894 BABY CARRIAGE, TOYS, GAMES	1 484	2 441	1 470
656 TULLE, LACE, EMBROIDRY, ETC	226	1 162	699	895 OFFICE, STATIONERY SUPPLS	971	4 278	2 585
657 SPECIAL YARN, TXYL FABRIC	10 266	16 713	10 072	896 WORKS OF ART, ANTIQUE ETC	2	91	56
658 TEXTILE ARTICLES NES	257	531	314	897 GOLD, SILVERWARE, JEWEL NES	2	2 182	1 311
659 FLOOR COVERINGS, ETC.	184	292	179	898 MUSICAL INSTRUMENTS, ETC.	406	15 758	9 503
662 CLAY, REFRCT, CONSTR. MATRL	59 261	12 317	7 430	899 MISC MANUFCTRD GOODS NES	1 884	6 130	3 689
663 MINERAL MANUFACTURES, NES	3 292	7 019	4 249	941 COMPL IND PLANT CHAPT 99	22 609	43 702	26 582
664 GLASS	718	1 236	757	971 GOLD, NONMONTY EXCL ORES	3	7 981	4 758
665 GLASSWARE	411	475	284				
666 POTTERY	28	95	57				
667 PEARLS, PRECIOUS STONES				NORTH KOREA			
671 PIG IRON, SPIEGELEISEN, ETC	130 888	2 493	1 534	IMPORTS	915 822	121 414	73 415
672 INGOTS ETC. IRON OR STEEL	1 655 644	49 954	30 594				
673 FLAT-ROLLED IRON ETC.	6 223 369	288 631	175 269	278 OTHER CRUDE MINERALS	885 398	18 237	11 226
674 FLAT-ROLLED PLATED IRON	108 896	12 632	7 694	291 CRUDE ANIMAL MATERLS, NES	347	260	158
675 FLAT-ROLLED, ALLOY STEEL	283 534	53 967	32 593	292 CRUDE VEG. MATERIALS, NES	105	279	166
676 IRON, STL, BAR, SHAPES ETC.	3 752 245	171 839	104 749	514 NITROGEN-FUNCT. COMPOUNDS	146	71	43
677 RAILWAY TRACK IRON, STEEL	737 447	14 435	8 799	551 ESSNTL. OIL, PERFUME, FLAVR	56	70	44
678 WIRE OF IRON OR STEEL	40 297	9 190	5 621	593 EXPLOSIVES, PYROTECHNICS	216	70	43
679 TUBES, PIPES, ETC. IRON, STL	1 348 962	193 442	116 415	625 RUBBER TYRES, TUBES, ETC.	181	103	65
681 SILVER, PLATINUM, ETC.	64	925	551	653 FABRICS, MAN-MADE FIBRES	95	66	41
682 COPPER	4 790	6 280	3 789	665 GLASSWARE	39	124	73
683 NICKEL	48	210	127	675 FLAT-ROLLED, ALLOY STEEL	305	96	59
684 ALUMINIUM	36 813	20 723	12 507	692 CONTAINERS, STORAGE, TRNSP	116	123	73
686 ZINC	619	275	162	694 NAILS, SCREWS, NUTS, ETC.	1 992	316	192
689 MISC. NON-FERR. BASE METAL	75	292	180	695 CUTLERY	62	50	31
691 METALLIC STRUCTURES NES	15 549	9 208	5 802	699 MANUFACTS. BASE METAL, NES	431	332	197
692 CONTAINERS, STORAGE, TRNSP	6 906	7 648	4 848	716 ROTATING ELECTRIC PLANT	31	83	52
693 WIRE PRODUCTS EXCL. ELECT	15 952	2 743	1 665	718 OTH. POWR. GENRTNG. MACHNRY	3	201	117
694 NAILS, SCREWS, NUTS, ETC.	1 130	2 439	1 470	752 AUTOMAT. DATA PROC. EQUIP	293	2 123	1 267
695 TOOLS	5 852	27 619	16 621	761 TELEVISION RECEIVERS ETC	253	589	351
696 CUTLERY	54	397	238	764 TELECOMM. EQUIP. PARTS NES	16	122	73
697 HOUSEHOLD EQUIPMENT, NES	699	592	358	772 ELEC. SWITCH, RELAY, CIRCUIT	41	107	64
699 MANUFACTS. BASE METAL, NES	18 246	21 903	13 244	776 TRANSISTORS, VALVES, ETC.	28	653	397
700 CPL IND PLANT (84/85/87)	169 568	389 905	234 355	778 ELECTRIC. MACH. APPART. NES	44	434	256
711 STEAM GENER. BOILERS, ETC.	7 884	10 665	6 432	831 TRUNK, SUIT-CASES, BAG, ETC	5	65	38
712 STEAM TURBINES	9 306	23 912	14 245	841 MENS, BOYS CLOTHING, X-KNIT	12 462	47 079	28 403
713 INTRNL COMBUS PSTN ENGIN	28 913	96 503	58 654	842 WOMEN, GIRL CLOTHING, XKNIT	9 564	41 778	25 161
714 ENGINES, MOTORS NON-ELECT	7 196	95 476	56 845	843 MENS, BOYS CLOTHING, KNIT	58	213	127
716 ROTATING ELECTRIC PLANT	104 136	218 946	130 626	845 OTHR. TEXTILE APPAREL, NES	1 361	2 743	1 649
718 OTH. POWR. GENRTNG. MACHNRY	5 746	12 516	7 620	846 CLOTHING ACCESSRS, FABRIC	520	1 238	741
721 AGRIC. MACHINES, EX. TRACTR	4 976	15 128	8 989	848 CLOTHING, NONTXTL; HEADGEAR	106	1 223	747
722 TRACTORS	5 666	6 631	4 005	851 FOOTWEAR	54	131	81
723 CIVIL ENGINEERING EQUIPT	43 669	93 879	56 825	892 PRINTED MATTER	6	85	52
724 TEXTILE, LEATHER MACHINES	209 027	882 670	534 265	894 BABY CARRIAGE, TOYS, GAMES	27	129	79
725 PAPER, PULP MILL MACHINES	6 578	41 230	24 989	897 GOLD, SILVERWARE, JEWEL NES	88	52	37
726 PRINTING, BOOKBINDING MACHS	47 101	208 344	125 965	961 COIN NONGOLD NONCURRENT	2	60	37
727 FOOD-PROCESS. MCH. NON DOM	9 474	42 209	25 599				
728 OTH. MACH. PTS, SPLD INDSTR	139 208	670 877	403 414	EXPORTS	338 241	78 149	47 322
731 METAL REMOVAL WORK TOOLS	101 890	431 581	260 609				
733 MACH-TOOLS, METAL-WORKING	108 975	192 130	114 772	017 MEAT, OFFL. PRPD, PRSVD, NES	93	52	32
735 PARTS, NES, FOR MACH-TOOLS	15 007	85 754	51 718	058 FRUIT, PRESERVED, PREPARED	204	55	35
737 METALWORKING MACHNRY NES	93 529	111 993	67 520	072 COCOA	2 674	955	574
741 HEATING, COOLING EQUIP, PART	85 028	246 041	148 547	111 NON-ALCOHOL. BEVERAGE, NES	499	75	45
742 PUMPS FOR LIQUIDS, PARTS	10 209	52 455	31 740	282 FERROUS WASTE AND SCRAP	256 925	3 854	2 400
743 PUMPS NES, CENTRIFUGS ETC	13 282	71 221	42 982	334 PETROLEUM PRODUCTS	1 132	226	139
744 MECHANICAL HANDLING EQUIP	63 668	129 316	77 913	513 CARBOXYLIC ACIDS, DERIVTS	10 399	840	490
745 OTH. NONELEC MCH, TOOL, NES	41 112	328 699	199 091	516 OTHER ORGANIC CHEMICALS	11 386	957	571
746 BALL OR ROLLER BEARINGS	5 682	20 650	12 482	539 PIGMENTS, PAINTS, ETC.	42	59	36
747 TAPS, COCKS, VALVES, ETC.	5 245	33 178	20 144	541 MEDICINES, ETC. EXC. GRP542	8	58	35
748 TRANSMISSIONS SHAFTS ETC	13 980	33 200	20 005	542 MEDICAMENTS	2	58	35
749 NON-ELECT MACH. PARTS, ETC	3 052	18 241	11 007	553 PERFUMERY, COSMETICS, ETC.	492	419	255
751 OFFICE MACHINES	932	13 484	8 120	554 SOAP, CLEANERS, POLISH, ETC	283	127	78
752 AUTOMAT. DATA PROC. EQUIP	637	20 685	12 500	575 OTH. PLASTIC, PRIMARY FORM	559	215	131
759 PARTS, FOR OFFICE MACHINS	1 217	4 947	2 986	582 PLASTIC PLATE, SHEETS, ETC	193	285	171
761 TELEVISION RECEIVERS ETC	18	338	205	592 STARCHES, INULIN, ETC.	130	95	56
762 RADIO-BROADCAST RECEIVER	31	74	45	598 MISC. CHEMICAL PRODS, NES	192	254	153
763 SOUND RECORDER, PHONOGRPH	147	1 763	1 056	625 RUBBER TYRES, TUBES, ETC.	64	113	68
764 TELECOMM. EQUIP. PARTS NES	19 454	378 248	228 363	641 PAPER AND PAPERBOARD	658	280	172
771 ELECT POWER MACHNY. PARTS	12 849	35 001	21 227	642 PAPER, PAPERBOARD, CUT ETC	78	54	31
772 ELEC. SWITCH, RELAY, CIRCUIT	16 271	148 904	89 911	652 COTTON FABRICS, WOVEN	25	113	71
773 ELECTR DISTRIB. EQPT NES	16 043	43 603	26 252	653 FABRICS, MAN-MADE FIBRES	485	1 099	671
774 ELECTRO-MEDCL XRAY EQUIP	4 921	96 993	58 779	654 OTH. TEXTILE FABRIC, WOVEN	172	397	246
775 DOM. ELEC. NON-ELEC. EQUIPT	4 449	1 471	892	657 SPECIAL YARN, TXYL FABRIC	189	1 052	638
776 TRANSISTORS, VALVES, ETC.	4 019	9 761	5 894	662 CLAY, REFRCT, CONSTR. MATRL	2 100	263	155
778 ELECTRIC. MACH. APPART. NES	33 187	128 472	77 142	663 MINERAL MANUFACTURES, NES	88	109	66
781 PASS. MOTOR VEHCLS. EX. BUS	146 188	590 361	356 992	665 GLASSWARE	31	93	55
782 GOODS, SPLD TRANSPORT VEH	37 727	83 015	50 196	667 PEARLS, PRECIOUS STONES			
783 ROAD MOTOR VEHICLES NES	3 996	2 473	1 476	679 TUBES, PIPES, ETC. IRON, STL	806	185	109

7 IMPORTS AND EXPORTS (SPECIAL TRADE) BY COUNTRIES OF PRODUCTION AND CONSUMPTION AND BY GROUPS OF THE SITC-REV. III 1993

GROUP DESCRIPTION	DT = 100 KG	1 000 DM	1 000 \$	GROUP DESCRIPTION	DT = 100 KG	1 000 DM	1 000 \$
682 COPPER	30	57	36	629 ARTICLES OF RUBBER, NES	12 024	5 671	3 427
695 TOOLS	34	156	93	633 CORK MANUFACTURES	219	229	138
697 HOUSEHOLD EQUIPMENT, NES	18	82	50	634 VENEERS, PLYWOOD, ETC.	623	195	116
699 MANUFACT. BASE METAL, NES	356	500	299	635 WOOD MANUFACTURES, NES	36 207	16 523	10 030
700 CPL IND PLANT (84/85/87)	432	177	104	641 PAPER AND PAPERBOARD	419	656	394
713 INTRNL COMBUS PSTN ENGIN	43	316	186	642 PAPER, PAPERBOARD, CUT ETC	39 311	16 499	9 977
716 ROTATING ELECTRIC PLANT	7	72	44	651 TEXTILE YARN	36 655	26 422	16 027
721 AGRIC. MACHINES, EX. TRACTR	64	105	62	652 COTTON FABRICS, WOVEN	13 454	17 024	10 291
722 TRACTORS	28 514	25 055	15 167	653 FABRICS, MAN-MADE FIBRES	58 630	113 263	68 662
724 TEXTILE, LEATHER MACHINES	42	309	185	654 OTH. TEXTILE FABRIC, WOVEN	568	8 644	5 228
726 PRINTNG, BOOKBINDNG MACHS	10	127	76	655 KNIT, CROCHET, FABRIC NES	3 996	6 848	4 121
728 OTH. MACH. PTS, SPCL INDUST	103	730	443	656 TULLE, LACE, EMBROIDRY, ETC	717	2 403	1 463
731 METAL REMOVAL WORK TOOLS	184	1 018	634	657 SPECIAL YARN, TXTL. FABRIC	4 683	3 583	2 167
733 MACH-TOOLS, METAL-WORKING	191	1 844	1 145	658 TEXTILE ARTICLES NES	3 289	7 322	4 458
741 HEATING, COOLNG EQUIP, PART	346	1 527	928	662 CLAY, REFRCT. CONSTR. MATRL	1 360	207	128
742 PUMPS FOR LIQUIDS, PARTS	39	166	97	663 MINERAL MANUFACTURES, NES	3 914	37 046	22 421
743 PUMPS NES, CENTRIFUGS ETC	41	206	121	664 GLASS	2 001	1 606	973
744 MECHANICAL HANDLING EQUIP	36	107	63	665 GLASSWARE	1 136	1 272	767
746 BALL OR ROLLER BEARINGS	13	68	41	666 POTTERY	9 081	4 222	2 556
747 TAPS, COCKS, VALVES, ETC.	11	197	120	667 PEARLS, PRECIOUS STONES	-	-	-
748 TRANSMISSIONS SHAFTS ETC	13	98	57	673 FLAT-ROLLED IRON ETC.	111 698	7 838	4 769
749 NON-ELECT. MACH. PARTS, ETC	33	126	75	674 FLAT-ROLLED PLATED IRON	31 741	3 246	1 948
764 TELECOMM. EQUIP. PARTS NES	11	302	183	675 FLAT-ROLLED, ALLOY STEEL	21 102	6 546	3 905
771 ELECT POWER MACHNY. PARTS	104	145	87	676 IRON, STL. BAR, SHAPES ETC.	39 531	11 751	7 108
772 ELEC. SWITCH, RELAY, CIRCUIT	21	366	221	678 WIRE OF IRON OR STEEL	3 974	2 215	1 345
773 ELECTR. DISTRIB. EQPT NES	40	59	36	679 TUBES, PIPES, ETC. IRON, STL	4 899	3 182	1 928
774 ELECTRO-MEDCL. XRAY EQUIP	48	796	466	682 COPPER	269	426	260
775 DOM. ELEC. NON-ELEC. EQUIP	42	99	63	683 NICKEL	100	75	46
776 TRANSISTORS, VALVES, ETC.	331	612	374	684 ALUMINIUM	22	54	33
778 ELECTRIC. MACH. APPART. NES	1 404	2 299	1 397	689 MISC. NON-FERR. BASE METAL	233	258	158
781 PASS. MOTOR VEHCLS. EX. BUS	10 778	21 773	13 157	691 METALLIC STRUCTURES NES	1 624	1 186	700
784 PARTS, TRACTORS, MOTOR VEH	147	1 009	602	692 CONTAINERS, STORAGE, TRNSP	1 656	738	446
792 AIRCRAFT, ASSOCTD. EQUIPNT	2	72	42	693 WIRE PRODUCTS EXCL. ELECT	24 214	11 947	7 226
821 FURNITURE, CUSHIONS, ETC.	88	106	63	694 NAILS, SCREWS, NUTS, ETC.	11 092	3 380	2 044
845 OTHR. TEXTILE APPAREL, NES	3	50	30	695 TOOLS	5 265	17 004	10 259
872 MEDICAL INSTRUMENTS NES	14	129	76	696 CUTLERY	38 399	81 785	49 297
874 MEASURE, CONTROL INSTRMNT	51	840	508	697 HOUSEHOLD EQUIPMENT, NES	108 091	130 136	78 642
881 PHOTOGRAPH APPAR. ETC. NES	17	551	333	699 MANUFACT. BASE METAL, NES	13 725	11 642	7 048
882 PHOTO. CINEMATOGRPH. SUPPL	2 121	1 052	640	713 INTRNL COMBUS PSTN ENGIN	6 674	8 520	5 135
884 OPTICAL GOODS NES	1	120	72	714 ENGINES, MOTORS NON-ELECT	10	1 153	711
892 PRINTED MATTER	57	232	141	716 ROTATING ELECTRIC PLANT	5 675	11 601	6 946
894 BABY CARRIAGE, TOYS, GAMES	64	129	78	718 OTH. POWR. GENRTNG. MACHNRY	15	81	49
898 MUSICAL INSTRUMENTS, ETC.	78	438	261	721 AGRIC. MACHINES, EX. TRACTR	56	94	57
899 MISC MANUFCTRD GOODS NES	4	234	141	723 CIVIL ENGINEERING EQUIPT	25 419	17 492	10 605
SOUTH KOREA							
IMPORTS	2 750 219	5 690 362	3 440 315	724 TEXTILE, LEATHER MACHINES	648	2 503	1 510
034 FISH, FRESH, CHILLED, FROZN	30 003	8 106	4 920	726 PRINTNG, BOOKBINDNG MACHS	12	68	41
036 CRUSTACEANS, MOLLUSCS ETC	427	310	186	728 OTH. MACH. PTS, SPCL INDUST	6 955	22 028	13 230
037 FISH ETC. PREPD, PRSVD, NES	3 526	2 316	1 396	731 METAL REMOVAL WORK TOOLS	1 948	4 689	2 807
048 CEREAL PREPARATIONS	717	296	171	733 MACH-TOOLS, METAL-WORKING	145	119	72
056 VEGETABLES, PRPD, PRSVD, NES	680	474	288	735 PARTS, NES, FOR MACH-TOOLS	140	788	480
057 FRUIT, NUTS EXCL. OIL NUTS	1 100	172	103	737 METALWORKING MACHNRY NES	1 729	1 956	1 181
058 FRUIT, PRESERVED, PREPARED	760	222	133	741 HEATING, COOLNG EQUIP, PART	3 229	6 327	3 857
062 SUGAR CONFECTIONERY	587	318	192	742 PUMPS FOR LIQUIDS, PARTS	991	1 853	1 125
071 COFFEE, COFFEE SUBSTITUTE	1 162	1 651	981	743 PUMPS NES, CENTRIFUGS ETC	11 987	18 816	11 452
075 SPICES	456	163	95	744 MECHANICAL HANDLING EQUIP	6 419	7 742	4 686
081 ANIMAL FEED STUFF	678	4 839	2 911	745 OTH. NONELEC MCH, TOOL, NES	274	914	545
098 EDIBLE PROD. PREPRTNS, NES	4 938	2 067	1 239	746 BALL OR ROLLER BEARINGS	3 111	5 161	3 113
112 ALCOHOLIC BEVERAGES	622	264	156	747 TAPS, COCKS, VALVES, ETC.	1 007	1 818	1 095
121 TOBACCO, UNMANUFACTURED	15 889	14 783	953	748 TRANSMISSIONS SHAFTS ETC	1 777	2 036	1 223
222 OILSEED (SFT. FIX VEG. OIL)	484	81	47	749 NON-ELECT. MACH. PARTS, ETC	297	779	472
232 SYNTHETIC RUBBER, ETC.	-	-	-	751 OFFICE MACHINES	7 521	21 690	13 132
244 CORK, NATURAL, RAW; WASTE	37	101	60	752 AUTOMAT. DATA PROC. EQUIP	65 171	219 793	132 902
248 WOOD, SIMPLY WORKED	193	92	56	753 PARTS, FOR OFFICE MACHINS	2 770	38 246	23 180
261 SILK	270	201	118	761 TELEVISION RECEIVERS ETC	82 162	210 578	127 193
263 COTTON	10 773	1 449	871	762 RADIO-BROADCAST RECEIVER	53 954	153 312	92 643
266 SYNTHETIC FIBRES	22 443	6 191	3 746	763 SOUND RECORDER, PHONOGRPH	17 583	83 352	50 449
269 WORN CLOTHING, TEXTL. ARTL	283	89	52	764 TELECOMM. EQUIP. PARTS NES	73 860	320 631	193 575
277 NATURAL ABRASIVES, NES	80	158	95	771 ELECT POWER MACHNY. PARTS	4 402	16 901	10 194
278 OTHER CRUDE MINERALS	2 596	169	101	772 ELEC. SWITCH, RELAY, CIRCUIT	4 375	28 450	17 190
288 NON-FERROUS WASTE, SCRAP	385	93	55	773 ELECTR. DISTRIB. EQPT NES	1 626	2 842	1 715
289 PREC. METAL ORES, CONCRTS	-	1 917	1 149	774 ELECTRO-MEDCL. XRAY EQUIP	132	2 540	1 532
291 CRUDE ANIMAL MATERIALS, NES	25	137	85	775 DOM. ELEC. NON-ELEC. EQUIPT	81 285	87 254	52 630
292 CRUDE VEG. MATERIALS, NES	1 933	3 354	2 037	776 TRANSISTORS, VALVES, ETC.	6 364	415 730	251 633
342 LIQUEFIED PROPANE, BUTANE	177	156	94	778 ELECTRIC. MACH. APPART. NES	53 627	941 237	567 778
511 HYDROCARBONS, NES, DERIVTS	12 404	1 056	644	781 PASS. MOTOR VEHCLS. EX. BUS	366 499	451 678	274 037
512 ALCOHOL, PHENOL, ETC. DERIV	619	430	257	782 GOODS, SPCL TRANSPORT VEH	74	66	38
513 CARBOXYLIC ACIDS, DERIVTS	20 636	3 490	2 130	784 PARTS, TRACTORS, MOTOR VEH	8 960	9 191	5 515
514 NITROGEN-FUNCT. COMPOUNDS	58 708	30 426	18 432	785 CYCLES, MOTORCYCLES ETC.	8 855	17 209	10 513
515 ORGANIC-INORGANIC COMPNDS	17 508	53 377	32 485	786 TRAILERS, SEMI-TRAILER, ETC	12 110	1 857	1 097
516 OTHER ORGANIC CHEMICALS	1 300	2 034	1 254	792 AIRCRAFT, ASSOCTD. EQUIPNT	236	5 775	3 444
522 INORGANIC CHEM. ELEMENTS	2 013	391	238	793 SHIP, BOAT, FLOAT, STRUCTRS	195 537	142 181	86 800
523 METAL, SALTS, INORGAN. ACID	3 797	1 433	867	794 LIGHTING FIXTURES ETC. NES	2 366	2 827	1 708
524 OTHER CHEMICAL COMPOUNDS	232	558	341	801 FURNITURE, CUSHIONS, ETC.	1 674	1 767	1 068
531 SYNTH. COLOURS, LAKES, ETC.	4 304	6 036	3 664	821 TRUNK, SUIT-CASES, BAG, ETC	26 231	74 201	44 935
533 PIGMENTS, PAINTS, ETC.	46	179	103	841 MENS, BOYS CLOTHING, X-KNIT	29 608	149 480	90 270
541 MEDICINES, ETC. EXC. GRP542	700	5 847	3 514	842 WOMEN, GIRL CLOTHING, X-KNIT	12 960	86 706	52 548
542 MEDICAMENTS	7	973	597	843 MENS, BOYS CLOTHING, KNIT	2 723	9 512	5 738
553 PERFUMERY, COSMETICS, ETC.	975	792	473	844 WOMEN, GIRLS CLOTHING, KNIT	4 974	17 806	10 776
554 SOAP, CLEANERS, POLISH, ETC	268	131	79	845 OTHR. TEXTILE APPAREL, NES	51 972	177 353	106 940
571 POLYMERS OF ETHYLENE	213	75	43	846 CLOTHING ACCESSRS, FABRIC	26 385	105 483	63 634
572 POLYMERS OF STYRENE	63 931	12 804	7 788	848 CLOTHING, NONTXTL; HEADGEAR	25 347	229 116	138 371
574 POLYACETAL, POLYCARBONATE	36 088	10 446	6 322	851 FOOTWEAR	52 271	189 781	114 853
575 OTH. PLASTIC, PRIMARY FORM	8 380	3 641	2 197	851 OPTICAL INSTRUMENTS, NES	726	8 585	5 202
581 PLASTIC TUBE, PIPE, HOSE	352	726	437	872 MEDICAL INSTRUMENTS NES	1 308	5 388	3 230
582 PLASTIC PLATE, SHEETS, ETC	44 818	25 829	15 630	873 METERS, COUNTERS, NES	39	254	152
591 INSECTICIDES, ETC.	386	571	353	874 MEASURE, CONTROL INSTRMNT	3 643	32 520	19 651
592 STARCHES, INULIN, ETC.	1 284	625	372	881 PHOTOGRAPH APPAR. ETC. NES	1 861	44 631	26 973
593 EXPLOSIVES, PYROTECHNICS	407	1 275	765	882 PHOTO. CINEMATOGRPH. SUPPL	90	702	419
598 MISC. CHEMICAL PRODS, NES	1 300	2 362	1 428	883 CINE. FILM EXPOSD. DEVELPD	6	1 101	658
611 LEATHER	229	1 250	752	884 OPTICAL GOODS NES	1 438	38 809	23 420
612 MANUFACT. LEATHER ETC. NES	132	390	233	885 WATCHES AND CLOCKS	1 521	18 379	11 120
613 FURSKINS, TANNED, DRESSED	13	83	47	891 ARMS AND AMMUNITION	455	1 471	880
621 MATERIALS OF RUBBER	1 134	907	550	892 PRINTED MATTER	3 832	7 762	4 625
625 RUBBER TYRES, TUBES, ETC.	183 533	109 351	66 177	893 ARTICLES, NES, OF PLASTICS	41 848	21 357	12 891
				894 BABY CARRIAGE, TOYS, GAMES	25 489	74 695	45 299
				895 OFFICE, STATIONERY SUPPLS	3 175	4 379	2 637
				896 WORKS OF ART, ANTIQUE ETC	6	80	49
				897 GOLD, SILVERWARE, JEWEL NES	3 203	18 208	11 053

7 IMPORTS AND EXPORTS (SPECIAL TRADE) BY COUNTRIES OF PRODUCTION AND CONSUMPTION AND BY GROUPS OF THE SITC-REV. III 1993

GROUP DESCRIPTION	DT = 100 KG	1 000 DM	1 000 \$	GROUP DESCRIPTION	DT = 100 KG	1 000 DM	1 000 \$
898 MUSICAL INSTRUMENTS, ETC.	51 196	91 374	55 170	661 LIME, CEMENT, CONSTR. MATRL	1 776	790	480
899 MISC MANUFACTRD GOODS NES	10 332	49 839	30 123	662 CLAY, REFRCT. CONSTR. MATRL	141 630	22 580	13 662
971 GOLD, NONMONTY EXCL ORES		1 855	1 103	663 MINERAL MANUFACTURES, NES	28 759	22 677	13 705
EXPORTS	8 777 800	5 718 688	3 452 386	664 GLASS	101 791	14 058	8 455
001 LIVE ANIMALS	38	323	193	665 GLASSWARE	4 092	6 657	4 015
022 MILK AND CREAM	4 540	1 374	834	666 POTTERY	398	1 565	934
024 CHEESE AND CURD	49	60	36	667 PEARLS, PRECIOUS STONES	.	.	.
025 EGGS, BIRDS, YOLKS, ALBUMIN	6 416	1 366	825	671 PIG IRON, SPIEGELEISN, ETC	7 022	1 800	1 092
034 FISH, FRESH, CHILLED, FROZN	22	59	33	672 INGOTS ETC. IRON OR STEEL	227 302	8 994	5 436
037 FISH ETC. PRPD, PRSVD, NES	16	56	35	673 FLAT-ROLLED IRON ETC.	600 825	34 256	20 821
048 CEREAL PREPARATIONS	14 106	2 651	1 595	674 FLAT-ROLLED PLATED IRON	12 624	2 232	1 341
054 VEGETABLES	515	397	246	675 FLAT-ROLLED, ALLOY STEEL	91 328	14 631	8 736
056 VEGETABLES, PRPD, PRSVD, NES	135	100	61	676 IRON, STL, BAR, SHAPES ETC.	485 915	33 726	20 207
058 FRUIT, PRESERVED, PREPARED	319	296	181	677 RAILWAY TRACK IRON, STEEL	1 823	286	175
059 FRUIT, VEGETABLE JUICES	65	230	139	678 WIRE OF IRON OR STEEL	2 502	3 017	1 827
061 SUGARS, MOLASSES, HONEY	10 625	1 617	982	679 TUBES, PIPES, ETC. IRON, STL	42 402	18 374	11 079
062 SUGAR CONFECTIONERY	7 236	3 607	2 170	681 SILVER, PLATINUM, ETC.	44	30 084	18 067
071 COFFEE, COFFEE SUBSTITUTE	610	809	478	682 COPPER	19 053	22 079	13 337
072 COCOA	5 353	2 918	1 775	683 NICKEL	2 807	8 997	5 476
073 CHOCOLATE, OTH. COCOA PREP	774	486	293	684 ALUMINIUM	127 487	59 296	35 722
081 ANIMAL FEED STUFF	5 539	3 640	2 211	686 ZINC	214	257	156
091 MARGARINE AND SHORTENING	212	50	31	689 MISC. NON-FERR. BASE METAL	169	1 451	873
098 EDIBLE PROD. PREPRTNS, NES	4 517	3 101	1 867	691 METALLIC STRUCTURES NES	15 497	22 852	13 653
111 NON-ALCOHOL. BEVERAGE, NES	22 278	2 859	1 741	692 CONTAINERS, STORAGE, TRNSP	3 079	4 220	2 562
112 ALCOHOLIC BEVERAGES	7 507	2 123	1 288	693 WIRE PRODUCTS EXCL. ELECT	1 599	2 458	1 480
122 TOBACCO, MANUFACTURED	557	1 133	677	694 NAILS, SCREWS, NUTS, ETC.	1 119	3 382	2 032
211 HIDES, SKINS (EX. FURS), RAW	338	135	82	695 TOOLS	6 860	36 293	21 964
212 FURSKINS, RAW	38	776	457	696 CUTLERY	414	4 019	2 428
231 NATURAL RUBBER, ETC.	360	135	82	697 HOUSEHOLD EQUIPMENT, NES	8 097	17 258	10 415
232 SYNTHETIC RUBBER, ETC.	13 916	4 576	2 749	699 MANUFACT. BASE METAL, NES	39 902	50 354	30 477
247 WOOD ROUGH, ROUGH SQUARED	126 841	1 875	1 107	700 CPL IND PLANT (84/85/87)	43 053	174 554	105 563
248 WOOD, SIMPLY WORKED	1 476	238	1 144	701 STEAM GENER. BOILERS, ETC.	1 871	3 503	2 111
251 PULP AND WASTE PAPER	127 755	1 831	1 115	712 STEAM TURBINES	1 264	6 971	4 195
266 SYNTHETIC FIBRES	4 951	1 694	1 024	713 INTRNL COMBUS PSTN ENGIN	66 894	5 577	3 377
267 OTHER MAN-MADE FIBRES	418	103	61	714 ENGINES, MOTORS NON-ELECT	18 251	60 869	37 016
268 WOOL, OTHER ANIMAL HAIR	15 146	13 547	8 158	716 ROTATING ELECTRIC PLANT	6 105	29 890	18 002
269 WORN CLOTHING, TEXTL. ARTL	181	69	41	718 OTH. POWR. GENRTNG. MACHNRY	18 319	15 769	9 495
272 FERTILIZERS, CRUDE	20 408	1 154	699	721 AGRIC. MACHINES, EX. TRACTR	1 388	1 896	1 112
273 STONE, SAND AND GRAVEL	7 073	123	75	722 TRACTORS	44 940	86 317	52 532
277 NATURAL ABRASIVES, NES	166	4 166	2 491	723 CIVIL ENGINEERING EQUIPT	64 605	274 688	166 100
278 OTHER CRUDE MINERALS	42 117	1 687	1 010	724 TEXTILE, LEATHER MACHINES	14 370	67 831	41 540
282 FERROUS WASTE AND SCRAP	3 114 867	54 857	32 961	725 PAPER, PULP MILL MACHINES	18 594	86 112	51 386
285 ALUMINIUM ORE, CONCTR. ETC	4 448	508	303	726 PRINTNG, BOOKBINDNG MACHS	11 987	54 699	33 115
288 NON-FERROUS WASTE, SCRAP	40 330	10 632	6 454	727 FOOD-PROCESS. MCH. NON DOM	62 561	271 239	163 899
291 CRUDE ANIMAL MATERIALS, NES	1 575	3 254	1 961	728 OTH. MACH, PTS, SPLC INDUST	40 116	125 026	75 534
292 CRUDE VEG. MATERIALS, NES	2 413	4 325	2 621	731 METAL REMOVAL WORK TOOLS	34 859	58 408	34 794
322 BRIQUETTES, LIGNITE, PEAT	70 165	1 338	803	733 MACH-TOOLS, METAL-WORKING	1 596	18 555	11 225
334 PETROLEUM PRODUCTS	6 587	1 510	910	735 PARTS, NES, FOR MACH-TOOLS	12 513	41 484	24 996
335 RESIDUAL PETROL. PRODUCTS	31 456	3 263	1 968	737 METALWORKING MACHNRY NES	20 205	73 909	44 573
421 FIXED VEG. FAT, OILS, SOFT	10 705	762	464	741 HEATNG, COOLNG EQUIP, PART	15 477	73 521	44 291
422 FIXED VEG. FAT, OILS, OTHER	610	321	192	742 PUMPS FOR LIQUIDS, PARTS	22 740	130 882	79 193
431 ANIMAL, VEG. FATS, OILS, NES	16 740	3 666	2 420	743 PUMPS NES, CENTRIFUGS ETC	46 640	102 857	62 280
511 HYDROCARBONS, NES, DERIVTS	17 006	4 817	2 921	744 MECHANICAL HANDLING EQUIP	32 369	170 935	103 559
512 ALCOHOL, PHENOL, ETC. DERIV	93 423	21 747	13 143	745 OTH. NONELEC MCH, TOOL, NES	21 318	53 200	32 109
513 CARBOXYLIC ACIDS, DERIVTS	187 627	32 410	19 613	746 BALL OR ROLLER BEARINGS	9 647	52 190	31 451
514 NITROGEN-FUNCT. COMPOUNDS	106 496	56 155	34 020	747 TAPS, COCKS, VALVES, ETC.	37 085	77 939	47 069
515 ORGANO-INORGANIC COMPNDS	37 287	81 718	49 232	748 TRANSMISSIONS, SHAFTS ETC	9 652	32 802	19 835
516 OTHER ORGANO-CHEMICALS	104 628	24 383	14 687	751 OFFICE MACHINES	129	1 096	668
522 INORGANIC CHEM. ELEMENTS	72 594	24 674	14 856	752 AUTOMATC. DATA PROC. EQUIP	496	19 026	11 444
523 METAL SALTS, INORGAN. ACID	217 859	23 124	13 972	759 PARTS, FOR OFFICE MACHINS	447	8 263	4 995
524 OTHER CHEMICAL COMPOUNDS	7 715	7 587	4 585	761 TELEVISION RECEIVERS ETC	257	1 215	736
525 RADIO-ACTIVE MATERIALS	2	332	198	762 RADIO-BROADCAST RECEIVER	14	330	201
531 SYNTH. COLOURS, LAKES, ETC.	19 017	80 497	48 726	763 SOUND RECORDER, PHONOGRPH	158	1 739	1 048
532 DYEING, TANNING MATERIALS	67 947	16 490	9 974	764 TELECOMM. EQUIP. PARTS NES	2 030	30 739	18 586
533 PIGMENTS, PAINTS, ETC.	40 598	37 298	22 506	771 ELECT POWER MACHNRY, PARTS	4 088	13 318	8 033
541 MEDICINES, ETC. EXC. GRP542	3 471	52 700	31 828	772 ELEC. SWITCH, RELAY, CIRCUIT	10 702	113 820	69 032
542 MEDICAMENTS	2 609	28 640	17 347	773 ELECTR DISTRIB. EQPT NES	5 399	12 995	7 845
551 ESSENTL. OIL, PERFUME, FLAVR	5 669	16 454	9 946	774 ELECTRO-MEDCL, XRAY EQUIP	2 433	38 659	23 291
553 PERFUMERY, COSMETICS, ETC.	2 238	12 677	7 611	775 DOM. ELEC. NON-ELEC. EQUIPT	17 513	31 319	18 937
554 SOAP, CLEANERS, POLISH, ETC	68 268	26 538	16 057	776 TRANSISTORS, VALVES, ETC.	7 473	201 890	122 134
562 FERTILIZER, EXCEPT GRP272	6 086	1 014	615	778 ELECTRIC MACH. APPART. NES	32 535	76 842	46 386
571 POLYMERS OF ETHYLENE	21 197	4 825	2 926	781 PASS. MOTOR VEHCLS. EX. BUS	4 364	17 544	10 568
572 POLYMERS OF STYRENE	25 168	5 112	3 061	782 GOODS, SPLC TRANSPORT VEH	24 303	47 273	28 726
573 POLYMERS, VINYL CHLORIDE	45 053	19 063	11 499	784 PARTS, TRACTORS, MOTOR VEH	57 128	156 426	94 494
574 POLYACETAL, POLYCARBONATE	26 592	12 077	7 323	785 CYCLES, MOTORCYCLES ETC.	45	177	108
575 OTH. PLASTIC, PRIMARY FORM	221 506	127 983	77 332	786 TRAILERS, SEMI-TRAILR, ETC	3 073	5 383	3 278
579 PLASTIC WASTE, SCRAP ETC	5 509	271	163	791 RAILWAY VEHICLES, EQUIPNT	7 232	30 732	18 621
581 PLASTIC TUBE, PIPE, HOSE	1 087	2 893	1 751	792 AIRCRAFT, ASSOCTD. EQUIPNT	17	2 026	1 226
582 PLASTIC PLATE, SHEETS, ETC	40 887	41 636	25 179	793 SHIP, BOAT, FLOAT, STRUCTRS	1 017	4 042	2 431
583 MONOFILAMENT OF PLASTICS	2 020	1 622	973	800 CPL IND PLANT CHAP 90/94	220	7 098	4 231
581 INSECTICIDES, ETC.	7 796	9 734	5 832	812 PLUMBNG, SANITRY, EQPT, NES	785	1 375	818
582 STARCHES, INULIN, ETC.	108 060	23 219	14 039	813 LIGHTNG FIXTURES ETC. NES	1 017	5 392	3 245
583 EXPLOSIVES, PYROTECHNICS	163	216	130	821 FURNITURE, CUSHIONS, ETC.	7 171	10 395	6 279
597 PREPRED ADDITIVES, LIQUIDS	105 150	34 921	21 108	831 TRUNK, SUIT-CASES, BAG, ETC	265	5 408	3 242
598 MISC. CHEMICAL PRODS, NES	195 858	117 448	71 009	841 MENS, BOYS CLOTHNG, X-KNIT	59	1 458	879
600 CPL IND PLANT CHAP 69-76	296	744	450	842 WOMEN, GIRL CLOTHNG, XKNIT	137	7 838	4 732
611 LEATHER	21 143	10 702	6 467	844 WOMEN, GIRLS CLOTHNG, KNIT	3	250	145
612 MANUFACT. LEATHER ETC. NES	9	112	66	845 OTHR. TEXTILE APPAREL, NES	41	1 411	842
613 FURSKINS, TANNED, DRESSED	583	302	180	846 CLOTHING ACCESSRS, FABRIC	121	1 354	810
621 MATERIALS OF RUBBER	2 575	3 890	2 344	848 CLOTHNG, NONXTL; HEADGEAR	166	2 056	1 254
625 RUBBER TYRES, TUBES, ETC.	3 850	3 059	1 848	851 FOOTWEAR	354	1 043	628
629 ARTICLES OF RUBBER, NES	2 253	10 108	6 102	871 OPTICAL INSTRUMENTS, NES	366	19 869	12 031
633 CORK MANUFACTURES	57	232	138	872 MEDICAL INSTRUMENTS NES	1 085	31 050	18 789
634 VENEERS, PLYWOOD, ETC.	22 274	1 967	1 193	873 METERS, COUNTERS, NES	1 184	11 542	6 978
635 WOOD MANUFACTURES, NES	1 941	809	485	874 MEASURE, CONTROL INSTRMNT	16 065	306 661	184 255
641 PAPER AND PAPERBOARD	107 301	25 244	15 246	881 PHOTOGRAPH APPAR. ETC. NES	1 094	13 735	8 312
642 PAPER, PAPERBOARD, CUT ETC	24 484	8 469	5 142	882 PHOTO. CINEMATOGRPH. SUPPL	7 362	12 969	7 750
651 TEXTILE YARN	8 421	8 523	5 154	883 CINE. FILM EXPOSD. DEVELPD	9	92	55
652 COTTON FABRICS, WOVEN	1 823	7 776	4 697	884 OPTICAL GOODS NES	108	9 652	5 810
653 FABRICS, MAN-MADE FIBRES	2 232	9 147	5 520	885 WATCHES AND CLOCKS	382	5 424	3 273
654 OTH. TEXTILE FABRIC, WOVEN	11 420	16 766	10 138	891 ARMS AND AMMUNITION	899	2 650	1 621
655 KNIT, CROCHET, FABRIC NES	361	1 393	838	892 PRINTED MATTER	2 483	8 517	5 112
656 TULLE, LACE, EMBROIDRY, ETC	60	386	238	893 ARTICLES, NES, OF PLASTICS	11 301	19 635	11 831
657 SPECIAL YARN, TXTL. FABRIC	5 860	16 637	10 035	894 BABY CARRIAGE, TOYS, GAMES	18 545	37 258	22 496
658 TEXTILE ARTICLES NES	1 431	1 791	1 079	895 OFFICE, STATIONERY SUPPLS	1 816	12 400	7 470
659 FLOOR COVERINGS, ETC.	420	499	300	896 WORKS OF ART, ANTIQUE ETC	31	473	283
				897 GOLD, SILVERWARE, JEWEL NES	29	2 994	1 796

7 IMPORTS AND EXPORTS (SPECIAL TRADE) BY COUNTRIES OF PRODUCTION AND CONSUMPTION AND BY GROUPS OF THE SITC-REV. III 1993

GROUP DESCRIPTION	DT = 100 KG	1 000 DM	1 000 \$	GROUP DESCRIPTION	DT = 100 KG	1 000 DM	1 000 \$
898 MUSICAL INSTRUMENTS, ETC.	2 709	20 284	12 234	658 TEXTILE ARTICLES NES	1 436	6 737	4 090
899 MISC MANUFACTURED GOODS NES	902	10 644	6 423	659 FLOOR COVERINGS, ETC.	112	371	218
941 COMPL IND PLANT CHAPT 99	24	100	61	661 LIME, CEMENT, CONSTR. MATRL	3 280	373	228
971 GOLD, NONMONTARY EXCL ORES		506	303	662 CLAY, REFRACT. CONSTR. MATRL	16 728	6 026	3 634
				663 MINERAL MANUFACTURES, NES	13 539	84 004	50 939
JAPAN				664 GLASS	95 879	71 749	43 564
IMPORTS	13 472 178	34 105 735	20 636 853	665 GLASSWARE	3 495	13 958	8 438
001 LIVE ANIMALS	1	180	107	666 POTTERY	15 217	26 487	16 004
017 MEAT, OFFL, PRPD, PRSVD, NES	134	257	154	667 PEARLS, PRECIOUS STONES			
034 FISH, FRESH, CHILLED, FROZEN	8 574	7 076	4 285	671 PIG IRON, SPIEGELEISN, ETC	7 389	3 225	1 959
035 FISH, DRIED, SALTED, SMOKED	96	374	228	672 INGOTS ETC. IRON OR STEEL	107	48	31
036 CRUSTACEANS, MOLLUSCS ETC	577	834	450	673 FLAT-ROLLED IRON ETC.	19 833	6 936	4 183
037 FISH ETC. PREPD, PRSVD, NES	2 151	2 187	1 332	674 FLAT-ROLLED PLATED IRON	69 667	11 269	6 857
042 RICE	326	62	36	675 FLAT-ROLLED, ALLOY STEEL	120 760	44 568	27 017
048 CEREAL PREPARATIONS	3 631	3 723	2 250	676 IRON, STL, BAR, SHAPES ETC.	116 965	28 790	17 503
054 VEGETABLES	675	577	339	678 WIRE OF IRON OR STEEL	50 035	23 681	14 311
056 VEGETABLES, PRPD, PRSVD, NES	1 152	1 499	804	679 TUBES, PIPES, ETC. IRON, STL	23 411	20 507	12 439
057 FRUIT, NUTS EXCL. OIL NUTS	484	227	138	681 SILVER, PLATINUM, ETC.	1	1 287	7 782
058 FRUIT, PRESERVED, PREPARED	1 216	619	383	682 COPPER	6 585	12 856	7 763
059 FRUIT, VEGETABLE JUICES	87	59	36	683 NICKEL	120	523	314
061 SUGARS, MOLASSES, HONEY	1 040	255	153	684 ALUMINIUM	1 989	4 039	2 447
062 SUGAR CONFECTIONERY	160	299	176	689 MISC. NON-FERR. BASE METAL	13 716	25 504	15 411
071 COFFEE, COFFEE SUBSTITUTE	17 506	26 373	16 027	691 METALLIC STRUCTURES NES	244	363	221
074 TEA AND MATE	560	1 103	666	692 CONTAINERS, STORAGE, TRANSP	407	754	456
075 SPICES	242	273	160	693 WIRE PRODUCTS EXCL. ELECT	4 836	7 001	4 248
081 ANIMAL FEED STUFF	2 554	1 419	867	694 NAILS, SCREWS, NUTS, ETC.	40 450	46 545	28 138
098 EDIBLE PROD. PREPRTNS, NES	11 062	8 276	5 006	695 TOOLS	25 657	145 204	87 711
111 NON-ALCOHOL. BEVERAGE, NES	320	132	82	696 CUTLERY	13 774	53 325	32 284
112 ALCOHOLIC BEVERAGES	26 790	13 064	7 923	697 HOUSEHOLD EQUIPMENT, NES	2 951	7 364	4 458
222 OILSEED (SFT. FIX VEG. OIL)	548	90	54	698 MANUFACT. BASE METAL, NES	40 724	90 900	55 024
223 OILSEED (OTH. FIX VEG. OIL)	41	59	33	711 STEAM GENER. BOILERS, ETC.	36	139	82
232 SYNTHETIC RUBBER, ETC.	86 577	33 733	20 411	712 STEAM TURBINES	1 864	2 906	1 729
247 WOOD ROUGH, ROUGH SQUARED	13 494	5 873	3 598	713 INTRNL COMBUS PSTN ENGIN	169 778	383 603	232 074
248 WOOD, SIMPLY WORKED	460	66	39	714 ENGINES, MOTORS NON-ELECT	1 810	23 603	14 325
251 PULP AND WASTE PAPER	3 370	1 907	1 155	716 ROTATING ELECTRIC PLANT	21 321	110 401	66 673
261 SILK	472	698	424	718 OTH. POWR. GENRTNG. MACHNRY	10 680	23 879	14 517
263 COTTON	7 265	1 141	630	721 AGRIC. MACHINES, EX. TRACTR	23 121	39 948	24 278
266 SYNTHETIC FIBRES	57 044	37 393	22 680	722 TRACTORS	8 754	18 546	11 198
267 OTHER MAN-MADE FIBRES	1 894	834	510	723 CIVIL ENGINEERING EQUIPT	179 488	212 878	129 130
268 WOOL, OTHER ANIMAL HAIR	57	283	170	724 TEXTILE, LEATHER MACHINES	23 284	143 952	87 403
269 WORN CLOTHING, TEXTL. ARTL	302	105	62	725 PAPER, PULP MILL MACHINES	6 553	15 190	9 111
274 SULPHUR, UNRSTD. IRON PYRS	212	58	35	726 PRINTING, BOOKBINDING MACHS	9 678	50 912	30 847
277 NATURAL ABRASIVES, NES	459	547	339	727 FOOD-PROCESS. MCH. NON DOM	2 080	13 704	8 257
278 OTHER CRUDE MINERALS	15 219	5 564	3 380	728 OTH. MACH. PTS, SPCL INDUST	38 591	303 691	183 876
282 FERROUS WASTE AND SCRAP	8 108	93	56	731 METAL REMOVAL WORK TOOLS	44 558	175 068	105 455
285 ALUMINIUM ORE, CONCTR. ETC	2 596	1 567	944	733 MACH-TOOLS, METAL-WORKING	7 949	27 338	16 575
288 NON-FERROUS WASTE, SCRAP	4 564	3 174	1 915	735 PARTS, NES, FOR MACH-TOOLS	6 637	40 982	24 850
289 PREC. METAL ORES, CONCTRITS	123	5 487	3 303	737 METALWORKING MACHNRY NES	6 263	25 268	15 305
291 CRUDE ANIMAL MATERIALS, NES	198	530	315	741 HEATING, COOLING EQUIP, PART	37 095	139 839	84 458
292 CRUDE VEG. MATERIALS, NES	1 311	7 743	4 658	742 PUMPS FOR LIQUIDS, PARTS	7 592	43 079	26 063
325 COKE, SEMI-COKE, RET. CARBN	363 424	4 741	2 902	743 PUMPS NES, CENTRIFUGS ETC	102 645	423 266	256 183
334 PETROLEUM PRODUCTS	8 335	3 187	1 924	744 MECHANICAL HANDLING EQUIP	128 155	118 121	71 589
335 RESIDUAL PETROL PRODUCTS	130 584	9 651	5 890	745 OTH. NONELEC MCH. TOOL, NES	14 796	116 784	70 530
411 ANIMAL OILS AND FATS	1 125	1 940	1 181	746 BALL OR ROLLER BEARINGS	88 856	207 987	125 980
421 FIXED VEG. FAT, OILS, SOFT	145	131	80	747 TAPS, COCKS, VALVES, ETC.	11 300	81 797	49 493
422 FIXED VEG. FAT, OILS, OTHER	452	437	265	748 TRANSMISSIONS SHAFTS ETC	63 680	149 490	90 405
431 ANIMAL, VEG. FATS, OILS, NES	80	85	749	749 NON-ELECT MACH. PARTS, ETC	5 274	33 127	20 084
511 HYDROCARBONS, NES, DERIVTS	71 648	28 052	16 892	751 OFFICE MACHINES	110 820	610 664	369 674
512 ALCOHOL, PHENOL, ETC. DERIV	64 092	42 384	25 731	752 AUTOMAT. DATA PROC. EQUIP	193 955	3 023 971	1 827 313
513 CARBOXYLIC ACIDS, DERIVTS	147 278	60 220	36 442	759 PARTS, FOR OFFICE MACHINES	169 176	1 360 286	822 459
514 NITROGEN-FUNCT. COMPOUNDS	134 369	185 031	112 047	761 TELEVISION RECEIVERS ETC	15 950	117 648	71 090
515 ORGANIC-INORGANIC COMPNDS	103 806	226 143	137 082	762 RADIO-BROADCAST RECEIVER	68 982	453 193	274 138
516 OTHER ORGANIC CHEMICALS	56 972	72 974	44 247	763 SOUND RECORDER, PHONOGRAPH	120 084	973 119	588 837
522 INORGANIC CHEM. ELEMENTS	78 198	33 493	20 311	764 TELECOMM. EQUIP. PARTS NES	225 247	2 718 665	1 644 591
523 METAL. SALTS, INORGAN. ACID	36 703	11 178	6 775	771 ELECT POWER MACHNRY. PARTS	18 730	160 215	96 749
524 OTHER CHEMICAL COMPOUNDS	2 850	4 290	2 585	772 ELECT. SWITCH. RELAY. CIRCUIT	162 760	588 377	355 435
525 RADIO-ACTIVE MATERIALS	618	8 902	5 397	773 ELECTR DISTRIB. EQPT NES	8 032	57 474	34 684
531 SYNTH. COLOURS, LAKES, ETC.	29 316	57 792	34 673	774 ELECTRO-MEDCL. XRAY EQUIP	8 199	185 969	112 319
532 DYEING, TANNING MATERIALS	56	775	465	775 DOM. ELEC. NON-ELEC. EQUIPT	24 337	79 671	48 126
533 PIGMENTS, PAINTS, ETC.	16 422	36 737	22 236	776 TRANSISTORS, VALVES, ETC.	37 384	1 739 356	1 051 014
541 MEDICINES, ETC. EXC. GRP542	34 632	163 181	102 380	781 ELECTRIC MACH. APPART. NES	177 858	1 370 879	828 463
542 MEDICAMENTS	783	36 361	22 016	782 PASS. MOTOR VEHCLS. EX. BUS	4 480 093	7 161 617	4 340 597
551 ESSENTL. OIL, PERFUME, FLAVR	124	385	232	783 GOODS, SPCL TRANSPORT VEH	196 267	220 090	133 206
553 PERFUMERY, COSMETICS, ETC.	5 540	28 971	17 523	784 PARTS, TRACTORS, MOTOR VEH	420 381	940 003	569 285
554 SOAP, CLEANERS, POLISH, ETC	9 202	7 170	4 344	785 CYCLES, MOTORCYCLES ETC.	389 336	1 288 694	782 636
562 FERTILIZER, EXCEPT GRP272	4 911	969	573	786 TRAILERS, SEMI-TRAILER, ETC	10 492	2 040	1 238
571 POLYMERS OF ETHYLENE	18 455	8 729	5 271	791 RAILWAY VEHICLES, EQUIPNT	14	194	117
572 POLYMERS OF STYRENE	2 209	1 239	753	792 AIRCRAFT, ASSCOTO. EQUIPNT	483	22 980	13 919
573 POLYMERS, VINYL CHLORIDE	10 406	22 730	13 754	793 SHIP, BOAT, FLOAT, STRUCTRS	1 511 734	33 771	20 409
574 POLYACETAL, POLYCARBONATE	107 413	68 845	41 670	811 PREFABRICATED BUILDINGS	48	81	49
575 OTH. PLASTIC, PRIMARY FORM	139 753	94 285	57 125	812 PLUMBING, SANITRY, EQPT, ETC	776	2 291	1 357
581 PLASTIC TUBE, PIPE, HOSE	5 990	24 578	14 856	813 LIGHTING FIXTURES ETC. NES	3 629	16 518	9 973
582 PLASTIC PLATE, SHEETS, ETC	240 259	248 472	150 601	814 FURNITURE, CUSHIONS, ETC.	8 694	19 772	11 922
583 MONOFILAMENT OF PLASTICS	136	727	437	831 TRUNK, SUIT-CASES, BAG, ETC	1 641	9 209	5 559
591 INSECTICIDES, ETC.	2 720	7 568	4 595	841 MENS, BOYS CLOTHING, X-KNIT	29 060	109 996	66 692
592 STARCHES, INULIN, ETC.	2 301	9 085	5 497	842 WOMEN, GIRL CLOTHING, X-KNIT	934	5 166	3 112
593 EXPLOSIVES, PYROTECHNICS	36	170	107	843 MENS, BOYS CLOTHING, KNIT	90	686	411
597 PREPARED ADDITIVES, LIQUIDS	1 843	5 084	3 076	844 WOMEN, GIRLS CLOTHING, KNIT	120	513	306
598 MISC. CHEMICAL PRODS. NES	66 706	154 212	93 261	845 OTHR. TEXTILE APPAREL, NES	254	2 166	1 309
611 LEATHER	1 528	7 044	4 249	846 CLOTHING ACCESSRS, FABRIC	1 532	16 463	9 916
612 MANUFACT. LEATHER ETC. NES	108	534	321	848 CLOTHING, NONTEXTL; HEADGEAR	3 483	25 770	15 621
621 MATERIALS OF RUBBER	11 883	38 944	23 550	851 FOOTWEAR	672	3 397	2 038
625 RUBBER TYRES, TUBES, ETC.	496 481	376 042	227 593	852 OPTICAL INSTRUMENTS, NES	8 891	118 840	71 811
629 ARTICLES OF RUBBER, NES	15 105	81 318	49 150	873 MEDICAL INSTRUMENTS NES	18 812	362 837	219 222
633 CORK MANUFACTURES	451	791	478	874 METERS, COUNTERS, NES	2 518	33 456	20 224
634 VENEERS, PLYWOOD, ETC.	1 059	650	390	875 MEASURE, CONTROL INSTRMNT	19 489	478 599	289 149
635 WOOD MANUFACTURES, NES	986	1 709	1 027	881 PHOTOGRAPH APPAR. ETC. NES	22 235	535 794	324 111
641 PAPER AND PAPERBOARD	30 880	29 606	17 893	882 PHOTO. CINEMATOGRPH. SUPPL	124 075	522 224	315 906
642 PAPER, PAPERBOARD, CUT ETC	14 891	30 376	18 325	883 CINE. FILM EXPOSD. DEVELOPO	7	85	49
651 TEXTILE YARN	29 960	38 082	23 030	884 OPTICAL GOODS NES	5 659	314 741	190 439
652 COTTON FABRICS, WOVEN	2 008	6 652	4 024	885 WATCHES AND CLOCKS	3 430	149 209	90 134
653 FABRICS, MAN-MADE FIBRES	30 517	165 141	100 030	891 ARMS AND AMMUNITION	320	1 841	1 110
654 OTH. TEXTILE FABRIC, WOVEN	923	5 083	3 068	892 PRINTED MATTER	18 475	60 686	36 756
655 KNIT, CROCHET, FABRIC NES	1 061	4 908	2 965	893 ARTICLES, NES, OF PLASTICS	20 780	81 213	49 097
656 TULLE, LACE, EMBROIDRY, ETC	2 110	5 826	3 512	894 BABY CARRIAGE, TOYS, GAMES	44 890	512 238	308 173
657 SPECIAL YARN, TEXTL. FABRIC	30 071	84 063	51 003	895 OFFICE, STATIONERY SUPPLS	28 546	151 891	91 694
				896 WORKS OF ART, ANTIQUE ETC	116	4 157	2 531
				897 GOLD, SILVERWARE, JEWEL NES	510	13 960	8 403

7 IMPORTS AND EXPORTS (SPECIAL TRADE) BY COUNTRIES OF PRODUCTION AND CONSUMPTION AND BY GROUPS OF THE SITC-REV. III 1993

GROUP DESCRIPTION	DT = 100 KG	1 000 DM	1 000 \$	GROUP DESCRIPTION	DT = 100 KG	1 000 DM	1 000 \$
888 MUSICAL INSTRUMENTS, ETC.	117 864	547 799	331 132	633 CORK MANUFACTURES	86	453	273
899 MISC MANUFACTURED GOODS NES	20 491	62 387	37 754	634 VENEERS, PLYWOOD, ETC.	76 279	9 938	6 002
961 COIN NONGOLD NONCURRENT	3	239	144	635 WOOD MANUFACTURES, NES	9 796	6 739	4 065
971 GOLD, NONMONTARY EXCL ORES		3 000	1 826	641 PAPER AND PAPERBOARD	81 172	31 582	19 079
972 MONETARY GOLD, GOLD COINS		167	103	642 PAPER, PAPERBOARD, CUT ETC	20 071	15 181	9 173
EXPORTS	12 500 058	15 772 610	9 521 379	651 TEXTILE YARN	17 301	22 198	13 372
001 LIVE ANIMALS	392	2 448	1 484	652 COTTON FABRICS, WOVEN	3 626	22 247	13 496
016 MEAT, ED. OFFL, DRY, SLT, SMK	106	169	102	653 FABRICS, MAN-MADE FIBRES	3 644	20 573	12 432
017 MEAT, OFFL, PRPD, PRSVD, NES	1 837	1 887	1 145	654 OTH. TEXTILE FABRIC, WOVEN	2 983	16 315	9 873
022 MILK AND CREAM	4 574	1 515	901	655 KNIT, CROCHET, FABRIC NES	1 062	4 410	2 653
024 CHEESE AND CURD	79 367	32 419	19 612	656 TULLE, LACE, EMBROIDRY, ETC	465	4 296	2 589
025 EGGS, BIRDS, YOLKS, ALBUMIN	18 413	15 308	9 219	657 SPECIAL YARN, TXTL. FABRIC	50 346	48 063	29 136
034 FISH, FRESH, CHILLED, FROZN	11 810	6 088	3 673	658 TEXTILE ARTICLES NES	1 833	10 682	6 436
035 FISH, DRIED, SALTED, SMOKED	26	76	46	659 FLOOR COVERINGS, ETC.	2 988	3 665	2 206
037 FISH ETC. PRPD, PRSVD, NES	280	1 681	1 017	661 LIME, CEMENT, CONSTR. MATRL	9 881	3 054	1 855
044 MAIZE UNMILLED	149	79	49	662 CLAY, REFRCT. CONSTR. MATRL	47 355	8 380	5 104
045 OTHER CEREALS, UNMILLED	1 733 128	22 295	13 587	663 MINERAL MANUFACTURES, NES	13 885	23 588	14 261
048 CEREAL PREPARATIONS	1 004 220	52 352	31 671	664 GLASS	25 488	40 854	24 643
054 VEGETABLES	50 875	72 273	44 019	665 GLASSWARE	16 213	29 446	17 789
056 VEGETABLES, PRPD, PRSVD, NES	2 997	1 882	1 140	666 POTTERY	5 218	29 510	17 860
057 FRUIT, NUTS EXCL. OIL NUTS	514	412	247	667 PEARLS, PRECIOUS STONES	21 650	7 710	4 666
058 FRUIT, PRESERVED, PREPARED	736	452	268	671 PIG IRON, SPIEGELEISEN, ETC	172 273	9 650	5 875
059 FRUIT, VEGETABLE JUICES	36 923	12 039	7 286	673 FLAT-ROLLED IRON ETC.	106 230	13 722	8 294
061 SUGARS, MOLASSES, HONEY	126 187	17 321	10 493	674 FLAT-ROLLED PLATED IRON	26 503	7 886	4 780
062 SUGAR CONFECTIONERY	3 780	2 185	1 312	675 FLAT-ROLLED, ALLOY STEEL	12 642	3 601	2 173
071 COFFEE, COFFEE SUBSTITUTE	10 252	18 565	11 199	676 IRON, STL. BAR, SHAPES ETC.	448	95	58
072 COCOA	17 484	8 986	5 443	677 RAILWAY TRACK IRON, STEEL	1 540	2 367	1 420
073 CHOCOLATE, OTH. COCOA PREP	6 030	5 479	3 278	678 WIRE OF IRON OR STEEL	25 521	8 668	5 248
074 TEA AND MATE	213	503	306	679 TUBES, PIPES, ETC. IRON, STL	176	60 857	36 635
075 SPICES	680	1 664	1 000	681 SILVER, PLATINUM, ETC.	8 173	7 856	4 734
081 ANIMAL FEED STUFF	15 891	22 491	13 567	682 COPPER	3 624	9 506	5 726
088 EDIBLE PROD. PREPRPTS, NES	28 644	17 398	10 491	683 NICKEL	93 897	37 210	22 509
111 NON-ALCOHOL. BEVERAGE, NES	5 780	1 054	641	685 LEAD	763	668	407
112 ALCOHOLIC BEVERAGES	155 240	88 459	53 551	686 ZINC	7 782	2 236	1 347
122 TOBACCO, MANUFACTURED	4 549	8 066	4 867	689 MISC. NON-FERR. BASE METAL	4 001	19 278	11 658
211 HIDES, SKINS (EX. FURS), RAW	37 761	12 053	7 292	691 METALLIC STRUCTURES NES	11 680	15 604	9 409
222 OILSEED (SFT. FIX VEG. OIL)	667 004	29 719	17 924	692 CONTAINERS, STORAGE, TRNSP	3 956	7 291	4 423
231 NATURAL RUBBER, ETC.	576	85	50	693 WIRE PRODUCTS EXCL. ELECT	1 152	1 260	761
232 SYNTHETIC RUBBER, ETC.	34 897	13 486	8 170	694 NAILS, SCREWS, NUTS, ETC.	2 434	5 630	3 391
245 FUEL WOOD, WOOD CHARCOAL	442	199	122	695 TOOLS	10 471	74 715	45 072
246 WOOD IN CHIPS, PARTICLES	40 899	373	226	696 CUTLERY	1 518	14 284	8 603
247 WOOD ROUGH, ROUGH SQUARED	2 261	375	225	697 HOUSEHOLD EQUIPMENT, NES	5 812	10 730	6 467
248 WOOD, SIMPLY WORKED	30 425	7 356	4 428	699 MANUFACT. BASE METAL, NES	51 417	85 630	51 668
251 PULP AND WASTE PAPER	17 503	2 478	1 497	700 CPL. IND PLANT (84/85/87)	2 690	5 949	3 576
263 COTTON	4 293	1 067	639	711 STEAM GENER. BOILERS, ETC.	440	2 422	1 471
266 SYNTHETIC FIBRES	9 918	5 386	3 257	712 STEAM TURBINES	343	3 039	1 835
267 OTHER MAN-MADE FIBRES	911	534	319	713 INTRNL COMBUS PSTN ENGIN	9 341	75 634	45 491
268 WOOL, OTHER ANIMAL HAIR	8 698	7 357	4 403	714 ENGINES, MOTORS NON-ELECT	4 674	44 491	27 020
269 WORN CLOTHING, TEXTL. ARTL	651	242	144	716 ROTATING ELECTRIC PLANT	6 857	27 120	16 423
272 FERTILIZERS, CRUDE	8 865	563	340	718 OTH. POWR. GENRTNG. MACHNRY	1 383	14 832	8 995
273 STONE, SAND AND GRAVEL	13 255	445	257	721 AGRIC. MACHINES, EX. TRACTR	61 403	55 152	33 389
274 SULPHUR, UNRSTD. IRON PYRS	270	85	50	722 TRACTORS	42 393	45 709	27 666
277 NATURAL ABRASIVES, NES	16	483	289	723 CIVIL ENGINEERING EQUIPT	31 339	58 695	35 352
278 OTHER CRUDE MINERALS	82 367	2 697	1 630	724 TEXTILE, LEATHER MACHINES	34 101	204 928	124 016
282 FERROUS WASTE AND SCRAP	857 607	17 761	10 432	725 PAPER, PULP MILL MACHINES	9 145	47 450	28 621
285 ALUMINIUM ORE, CONCTR. ETC	12 236	7 673	4 657	726 PRINTING, BOOKBINDING MACHS	43 478	236 561	143 328
287 ORE, CONCENTR. BASE METALS	1 850	364	222	727 FOOD-PROCESS. MCH. NON DOM	6 859	45 619	27 577
288 NON-FERROUS WASTE, SCRAP	13 279	2 264	1 364	728 OTH. MACH. PTS, SPCL INDUST	56 531	280 416	169 999
291 CRUDE ANIMAL MATERLS. NES	2 019	7 107	4 278	731 METAL REMOVAL WORK TOOLS	13 193	57 518	35 017
292 CRUDE VEG. MATERIALS, NES	6 902	13 134	7 944	733 MACH-TOOLS, METAL-WORKING	18 111	68 337	41 341
322 BRIQUETTES, LIGNITE, PEAT	184 938	2 607	1 576	735 PARTS, NES, FOR MACH-TOOLS	3 378	32 732	19 847
334 PETROLEUM PRODUCTS	87 497	13 974	8 436	737 METALWORKING MACHNRY NES	3 224	24 634	14 939
335 RESIDUAL PETROL. PRODUCTS	3 776	947	574	741 HEATING, COOLING EQUIP, PART	20 426	105 782	63 972
344 PETROLEUM GASES, NES				742 PUMPS FOR LIQUIDS, PARTS	7 633	49 576	29 968
411 ANIMAL OILS AND FATS	31	82	51	743 PUMPS NES, CENTRIFUGS ETC	17 155	101 769	61 442
421 FIXED VEG. FAT, OILS, SOFT	10 105	809	476	744 MECHANICAL HANDLING EQUIP	27 542	62 383	37 822
431 ANIMAL, VEG. FATS, OILS, NES	12 462	4 584	2 758	745 OTH. NONELEC MCH, TOOL, NES	20 089	172 719	104 667
511 HYDROCARBONS, NES, DERIVTS	69 044	21 767	13 169	746 BALL OR ROLLER BEARINGS	6 363	30 432	18 453
512 ALCOHOL, PHENOL, ETC. DERIV	214 273	62 154	37 646	747 TAPS, COCKS, VALVES, ETC.	10 728	42 705	25 820
513 CARBOXYLIC ACIDS, DERIVTS	145 125	67 719	41 038	748 TRANSMISSIONS SHAFTS ETC	14 963	48 345	29 218
514 NITROGEN-FUNCT. COMPOUNDS	190 206	272 586	165 013	749 NON-ELECT MACH. PARTS, ETC	9 525	38 075	23 011
515 ORGANO-INORGANIC COMPNDS	103 345	472 074	285 342	751 OFFICE MACHINES	1 586	10 469	6 333
516 OTHER ORGANIC CHEMICALS	55 091	58 813	35 516	752 AUTOMATC. DATA PROC. EQUIP	2 892	75 105	45 429
522 INORGANIC CHEM. ELEMENTS	169 702	136 408	82 419	759 PARTS, FOR OFFICE MACHINS	2 710	97 772	58 997
523 METAL. SALTS, INORGAN. ACID	200 553	61 031	36 981	761 TELEVISION RECEIVERS ETC	15	274	165
524 OTHER CHEMICAL COMPOUNDS	44 707	31 889	19 378	762 RADIO-BROADCAST RECEIVER	86	2 330	1 386
525 RADIO-ACTIVE MATERIALS	20	5 778	3 477	763 SOUND RECORDER, PHONOGRPH	175	2 543	1 536
531 SYNTH. COLOURS, LAKES, ETC.	58 930	174 959	105 848	764 TELECOMM. EQUIP. PARTS NES	2 078	51 574	31 008
532 DYEING, TANNING MATERIALS	25 133	9 457	5 723	771 ELECT POWER MACHNY. PARTS	2 010	25 032	15 223
533 PIGMENTS, PAINTS, ETC.	77 489	73 029	44 185	772 ELEC. SWITCH, RELAY, CIRCUIT	14 745	231 658	140 264
541 MEDICINES, ETC. EXC. GRP542	26 126	784 264	474 668	773 ELECTR. DISTRI. EQPT NES	2 611	16 950	10 298
542 MEDICAMENTS	35 442	597 664	360 740	774 ELECTRO-MEDCL. XRAY EQUIP	7 319	181 863	110 089
551 ESSNTL. OIL, PERFUME, FLAVR	4 496	12 989	7 850	775 DOM. ELEC. NON-ELEC. EQUIPT	20 786	215 559	129 695
553 PERFUMERY, COSMETICS, ETC.	20 769	29 814	18 047	776 TRANSISTORS, VALVES, ETC.	1 168	81 306	49 051
554 SOAP, CLEANERS, POLISH, ETC	63 107	32 463	19 596	778 ELECTRIC MACH. APPART. NES	38 866	228 708	138 068
562 FERTILIZER, EXCEPT GRP272	1 362 037	41 933	25 248	781 PASS. MOTOR VEHCLS. EX. BUS	1 058 493	4 988 095	3 004 142
571 POLYMERS OF ETHYLENE	15 344	4 784	2 904	782 GOODS, SPCL. TRANSPORT VEH	28 881	49 573	29 629
572 POLYMERS OF STYRENE	1 460	457	272	783 ROAD MOTOR VEHICLES NES	2 787	11 685	7 002
573 POLYMERS, VINYL CHLORIDE	40 453	14 071	8 534	784 PARTS, TRACTORS, MOTOR VEH	159 032	510 892	309 803
574 POLYACETAL, POLYCARBONATE	97 096	45 122	27 296	785 CYCLES, MOTORCYCLES ETC.	4 780	24 674	14 960
575 OTH. PLASTIC, PRIMARY FORM	247 508	195 988	118 513	786 TRAILERS, SEMI-TRAILER, ETC	8 979	13 237	8 011
579 PLASTIC WASTE, SCRAP ETC	2 862	330	200	791 RAILWAY VEHICLES, EQUIPNT	747	3 224	1 933
581 PLASTIC TUBE, PIPE, HOSE	3 152	8 771	5 298	792 AIRCRAFT, ASSCCTD. EQUIPNT	139	15 490	9 371
582 PLASTIC PLATE, SHEETS, ETC	40 899	49 041	29 701	793 SHIP, BOAT, FLOAT, STRUCTRS	534	2 449	1 487
583 MONOFILAMENT OF PLASTICS	1 783	2 036	1 241	811 PREFABRICATED BUILDINGS	1 423	1 177	701
591 INSECTICIDES, ETC.	42 002	84 979	51 022	812 PLUMBING, SANITRY, EQPT, ETC	1 637	2 104	1 267
592 STARCHES, INULIN, ETC.	271 729	50 759	30 705	813 LIGHTING FIXTURES ETC. NES	2 436	10 295	6 190
593 EXPLOSIVES, PYROTECHNICS	31	182	110	821 FURNITURE, CUSHIONS, ETC.	33 206	64 772	39 084
597 PREPRD. ADDITIVES, LIQUIDS	81 578	32 154	19 410	831 TRUNK, SUIT-CASES, BAG, ETC	2 548	65 785	39 797
598 MISC. CHEMICAL PRODTS. NES	191 956	230 557	139 330	841 MENS, BOYS CLOTHNG, X-KNIT	1 087	19 445	11 644
611 LEATHER	26 957	15 968	9 597	842 WOMEN, GIRL CLOTHNG, XKNIT	1 286	56 393	33 912
612 MANUFACT. LEATHER ETC. NES	194	1 665	1 009	843 MENS, BOYS CLOTHNG, KNIT	82	1 426	854
613 FURSKINS, TANNED, DRESSED	12	770	473	844 WOMEN, GIRLS CLOTHNG, KNIT	1 196	5 639	3 387
621 MATERIALS OF RUBBER	11 336	9 918	5 978	845 OTH. TEXTILE APPAREL, NES	1 183	28 806	16 077
625 RUBBER TYRES, TUBES, ETC.	49 781	43 883	26 466	846 CLOTHING ACCESSRS, FABRIC	856	9 373	5 641
629 ARTICLES OF RUBBER, NES	3 562	18 418	11 115	848 CLOTHING, NONTXTL; HEADGEAR	531	14 772	8 915
				851 FOOTWEAR	2 763	16 457	9 901

7 IMPORTS AND EXPORTS (SPECIAL TRADE) BY COUNTRIES OF PRODUCTION AND CONSUMPTION AND BY GROUPS OF THE SITC-REV. III 1993

GROUP DESCRIPTION	DT = 100 KG	1 000 DM	1 000 \$	GROUP DESCRIPTION	DT = 100 KG	1 000 DM	1 000 \$
871 OPTICAL INSTRUMENTS,NES	1 516	65 737	39 527	676 IRON,STL.BAR,SHAPES ETC.	2 738	790	481
872 MEDICAL INSTRUMENTS NES	6 033	207 072	125 059	678 WIRE OF IRON OR STEEL	946	556	335
873 METERS,COUNTERS,NES	310	6 690	4 022	679 TUBES,PIPES,ETC.IRON,STL	8 241	8 612	5 224
874 MEASURE,CONTROL INSTRMNT	14 945	345 370	208 201	681 SILVER,PLATINUM,ETC.	2 441	2 441	1 348
881 PHOTOGRAPH APPAR.ETC.NES	1 987	74 795	45 153	682 COPPER	2 705	2 691	1 636
882 PHOTO.CINEMATOGRPH.SUPPL	31 650	60 984	36 906	684 ALUMINIUM	583	563	343
883 CINE.FILM EXPOS.DEVELOP	8	1 272	744	691 METALLIC STRUCTURES NES	1 416	1 178	719
884 OPTICAL GOODS NES	898	58 590	35 387	692 CONTAINERS,STORAGE,TRNSP	550	872	524
885 WATCHES AND CLOCKS	634	39 370	23 752	693 WIRE PRODUCTS EXCL.ELECT	3 547	2 901	1 758
891 ARMS AND AMMUNITION	1 035	4 740	2 881	694 NAILS,SCREWS,NUTS,ETC.	369 562	121 621	73 620
892 PRINTED MATTER	25 624	79 673	48 140	695 TOOLS	207 682	150 815	91 249
893 ARTICLES,NES,OF PLASTICS	22 104	63 850	38 484	696 CUTLERY	14 838	24 032	14 516
894 BABY CARRIAGE,TOYS,GAMES	27 034	86 630	52 397	697 HOUSEHOLD EQUIPMENT,NES	125 873	85 518	51 753
895 OFFICE,STATIONERY SUPPLS	5 993	32 899	19 870	699 MANUFACTS.BASE METAL,NES	115 876	115 790	70 045
896 WORKS OF ART,ANTIQUE ETC	364	18 576	11 191	711 STEAM GENER.BOILERS,ETC.	42	71	43
897 GOLD,SILVERWARE,JEWEL NES	213	42 153	25 494	712 STEAM TURBINES	150	1 289	807
898 MUSICAL INSTRUMENTS,ETC.	14 511	116 881	70 458	713 INTRNL COMBUS PSTN ENGIN	384	1 032	631
899 MISC MANUFACTRD GOODS NES	4 552	48 642	29 345	716 ROTATING ELECTRIC PLANT	6 836	20 425	12 378
941 COMPL IND PLANT CHAPT 99	1 085	734	453	718 OTH.POWR.GENRTNG.MACHNRY	392	256	155
961 COIN NONGOLD NONCURRENT	1	140	85	721 AGRIC.MACHINES,EX.TRACTR	617	636	388
971 GOLD,NONMONTY EXCL ORES		992	600	723 CIVIL ENGINEERING EQUIPT	101	51	30
TAIWAN				724 TEXTILE,LEATHER MACHINES	29 418	60 750	36 882
IMPORTS	4 597 131	7 409 028	4 484 874	725 PAPER,PULP MILL MACHINES	1 079	1 242	752
012 OTHER MEAT, MEAT OFFAL	724	579	347	726 PRINTNG,BOOKBINDNG MACHS	756	2 828	1 703
034 FISH,FRESH,CHILLED,FROZD	4 852	2 813	1 701	727 FOOD-PROCESS.MCH.NON DQM	112	221	135
036 CRUSTACEANS,MOLLUSCS ETC	440	210	124	728 OTH.MACH,PTS,SPCL INDUST	11 727	13 461	8 165
037 FISH ETC.PRPD,PRSD,NES	418	140	86	731 METAL REMOVAL WORK TOOLS	31 219	32 200	19 436
042 RICE	255	61	36	733 MACH-TOOLS,METAL-WORKING	1 221	1 532	916
048 CEREAL PREPARATIONS	2 657	1 243	748	735 PARTS,NES,FOR MACH-TOOLS	3 801	6 676	4 029
054 VEGETABLES	5 993	2 308	1 399	737 METALWORKING MACHNRY NES	1 528	3 333	2 026
056 VEGETABLES,PRPD,PRSD,NES	6 083	4 276	2 608	741 HEATING,COOLNG EQUIP,PART	6 678	13 014	7 900
057 FRUIT,NUTS EXCL.OIL NUTS	139	71	45	742 PUMPS FOR LIQUIDS,PARTS	2 308	2 559	1 540
058 FRUIT,PRESERVED,PREPARED	527	170	102	743 PUMPS NES,CENTRIFUGS ETC	31 243	34 172	20 773
062 SUGAR CONFECTIONERY	683	541	326	744 MECHANICAL HANDLING EQUIP	13 131	9 222	5 599
074 TEA AND MATE	882	903	546	745 OTH.NONELEC MCH,TOOL,NES	16 262	33 630	20 464
081 ANIMAL FEED STUFF	604	470	285	746 BALL OR ROLLER BEARINGS	13 711	19 209	11 668
098 EDIBLE PROD.PREPRTNS,NES	5 714	2 513	1 515	747 TAPS,COCKS,VALVES,ETC.	8 714	19 659	11 878
111 NON-ALCOHOL.BEVERAGE,NES	1 056	189	115	748 TRANSMISSIONS SHAFTS ETC	8 212	8 176	4 954
112 ALCOHOLIC BEVERAGES	1 460	792	479	749 NON-ELECT MACH,PARTS,ETC	1 872	6 231	3 787
121 TOBACCO, UNMANUFACTURED	839	398	241	751 OFFICE MACHINES	4 107	20 319	12 257
222 OILSEED(SFT.FIX VEG.OIL)	131	58	35	752 AUTOMATC.DATA PROC.EQUIP	273 191	1 450 934	877 228
232 SYNTHETIC RUBBER, ETC.	6 588	1 168	706	759 PARTS,FOR OFFICE MACHINS	260 078	777 561	470 133
248 WOOD, SIMPLY WORKED	189	124	78	761 RADIO-RECEIVERS ETC	19 675	73 657	44 639
266 SYNTHETIC FIBRES	8 717	2 000	1 214	762 RADIO-BROADCAST RECEIVER	11 534	42 055	25 452
268 WOOL, OTHER ANIMAL HAIR	176	171	106	763 SOUND RECORDER,PHONOGRPH	8 248	41 788	25 355
269 WORN CLOTHING,TEXTL,ARTL	143	52	31	764 TELECOMM.EQUIP,PARTS NES	112 257	358 098	216 225
278 OTHER CRUDE MINERALS	59	57	34	771 ELECT POWER MACHNY,PARTS	17 680	79 454	48 081
289 PREC.METAL ORES,CONCTRTS		101	62	772 ELECT.SWITCH.RELAY.CIRCUT	25 252	132 950	80 399
291 CRUDE ANIMAL MATERLS,NES	15 815	23 089	13 950	773 ELECTR.DISTRIBT.EQPT NES	32 958	52 803	31 925
292 CRUDE VEG.MATERIALS, NES	2 845	1 577	950	774 ELECTRO-MEDCL,XRAY EQUIP	55	1 076	655
335 RESIDUAL PETROL.PRODUCTS	1 823	184	112	775 DQM.ELEC,NON-ELEC.EQUIPT	14 185	22 990	13 858
411 ANIMAL OILS AND FATS	1 111	113	68	776 TRANSISTORS,VALVES,ETC.	10 924	367 256	222 198
511 HYDROCARBONS,NES,DERIVTS	400	229	142	778 ELECTRIC.MACH.APPART,NES	59 463	196 829	119 188
512 ALCOHOL,PHENOL,ETC.DERIV	1 328	411	250	781 PASS.MOTOR VEHCLS.EX.BUS	462	948	579
513 CARBOXYLIC ACIDS,DERIVTS	10 931	2 241	1 354	784 PARTS,TRACTORS,MOTOR VEH	12 654	16 839	10 161
514 NITROGEN-FUNCT.COMPOUNDS	6 927	4 423	2 672	785 CYCLES,MOTORCYCLES ETC.	230 289	489 714	298 540
515 ORGANO-INORGANIC COMPNDS	674	605	363	786 TRAILERS,SEMI-TRAILR,ETC	39 790	6 997	4 245
516 OTHER ORGANIC CHEMICALS	1 668	4 646	2 821	791 RAILWAY VEHICLES.EQUIPNT	10	510	306
522 INORGANIC CHEM.ELEMENTS	35 039	3 021	1 825	792 AIRCRAFT,ASSOCTD.EQUIPNT	7	135	82
523 METAL.SALTS,INORGAN.ACID	4 013	720	437	793 SHIP,BOAT,FLOAT.STRUCTRS	12 395	17 373	10 592
531 SYNTH.COLOURS,LAKES,ETC.	1 220	2 338	1 413	812 PLUMBNG,SANITRY,EQPT.ETC	112	124	74
533 PIGMENTS, PAINTS, ETC.	510	651	396	813 LIGHTING FIXTURES ETC.NES	104 396	140 087	84 750
541 MEDICINES,ETC.EXC.GRP542	301	459	281	821 FURNITURE,CUSHIONS,ETC.	339 230	173 484	104 973
551 ESSNTL.OIL,PERFUME,FLAVR	167	183	111	831 TRUNK,SUIT-CASES,BAG,ETC	53 861	83 231	50 406
553 PERFUMERY,COSMETICS,ETC.	4 184	7 158	4 333	841 MENS,BOYS CLOTHING,X-KNIT	7 967	30 476	18 473
554 SOAP,CLEANERS,POLISH,ETC	211	484	297	842 WOMEN,GIRL CLOTHING,XKNIT	5 888	32 905	19 889
562 FERTILIZER,EXCEPT GRP272	2 514	130	78	843 MENS,BOYS CLOTHING,KNIT	5 490	18 408	11 151
571 POLYMERS OF ETHYLENE	292	81	52	844 WOMEN,GIRLS CLOTHING.KNIT	10 451	39 997	24 139
572 POLYMERS OF STYRENE	112 229	22 408	13 525	845 OTHR.TEXTILE APPAREL,NES	43 974	192 320	116 374
574 POLYACETAL,POLYCARBONATE	33 940	9 983	6 068	846 CLOTHING ACCESSRS,FABRIC	8 381	27 417	16 580
575 OTH.PLASTIC,PRIMARY FORM	91 544	30 405	18 346	848 CLOTHING,NONXTL;HEADGEAR	13 235	27 682	16 765
581 PLASTIC TUBE,PIPE,HOSE	890	1 227	738	851 FOOTWEAR	47 628	117 429	71 205
582 PLASTIC PLATE,SHEETS,ETC	18 387	13 450	8 126	871 OPTICAL INSTRUMENTS,NES	1 354	9 546	5 746
583 MONOFILAMENT OF PLASTICS	310	996	605	872 MEDICAL INSTRUMENTS NES	2 204	5 027	3 046
591 INSECTICIDES, ETC.	198	252	152	873 METERS,COUNTERS,NES	1 476	15 752	9 573
592 STARCHES,INULIN,ETC.	2 340	1 739	1 051	874 MEASURE,CONTROL INSTRMNT	6 455	23 488	14 232
593 EXPLOSIVES,PYROTECHNICS	216	215	129	881 PHOTOGRAPH APPAR.ETC.NES	4 275	56 420	34 053
598 MISC.CHEMICAL PROOTS,NES	4 349	2 052	1 239	882 PHOTO.CINEMATOGRPH.SUPPL	66	745	449
611 LEATHER	2 231	5 793	3 499	884 OPTICAL GOODS NES	8 373	46 547	28 253
612 MANUFACT. LEATHER ETC.NES	2 530	4 055	2 449	885 WATCHES AND CLOCKS	24 259	49 154	29 709
621 MATERIALS OF RUBBER	1 888	2 346	1 428	891 ARMS AND AMMUNITION	383	2 124	1 287
625 RUBBER TYRES,TUBES,ETC.	52 004	31 060	18 839	892 PRINTED MATTER	5 990	12 842	7 777
629 ARTICLES OF RUBBER, NES	14 762	20 736	12 535	893 ARTICLES,NES,OF PLASTICS	173 053	144 398	87 402
634 VENEERS, PLYWOOD, ETC.	1 813	608	365	894 BABY CARRIAGE,TOYS,GAMES	328 669	331 140	200 274
635 WOOD MANUFACTURES, NES	41 876	36 480	22 071	895 OFFICE,STATIONERY SUPPLS	13 990	27 945	16 885
641 PAPER AND PAPERBOARD	911	945	570	896 WORKS OF ART,ANTIQUE ETC	849	1 679	1 016
642 PAPER,PAPERBOARD,CUT ETC	10 677	13 000	7 861	897 GOLD,SILVERWARE,JEWEL NES	5 375	37 792	22 845
651 TEXTILE YARN	21 007	10 865	6 593	898 MUSICAL INSTRUMENTS,ETC.	21 021	70 669	42 722
652 COTTON FABRICS, WOVEN	20 097	20 386	12 320	899 MISC MANUFACTRD GOODS NES	39 678	68 861	41 718
653 FABRICS,MAN-MADE FIBRES	45 881	55 345	33 601	971 GOLD,NONMONTY EXCL ORES		167	101
654 OTH.TEXTILE FABRIC,WOVEN	5 621	4 372	2 641	EXPORTS	8 969 536	5 815 147	3 515 171
655 KNIT,CROCHET,FABRIC NES	11 345	16 567	9 880	001 LIVE ANIMALS	33	335	202
656 TULLE,LACE,EMBROIDRY,ETC	2 201	10 782	6 499	017 MEAT,OFFL,PRPD,PRSD,NES	60	64	38
657 SPECIAL YARN,TXTL.FABRIC	14 879	12 595	7 661	022 MILK AND CREAM	521	125	76
658 TEXTILE ARTICLES NES	13 405	24 438	14 781	023 BUTTER,OTHER FAT OF MILK	239	63	39
659 FLOOR COVERINGS, ETC.	118	141	86	025 EGGS,BIRDS,YOLKS,ALBUMIN	740	88	53
661 LIME,CEMENT,CONSTR.MATRL	13 350	3 312	2 002	034 FISH,FRESH,CHILLED,FROZD	75	1 254	762
663 MINERAL MANUFACTURES,NES	3 711	3 576	2 145	037 FISH ETC.PRPD,PRSD,NES	63	189	113
664 GLASS	14 857	9 711	5 862	048 CEREAL PREPARATIONS	1 332	704	424
665 GLASSWARE	24 022	31 338	18 966	054 VEGETABLES	1 811	2 971	1 789
666 POTTERY	95 404	83 719	50 646	056 VEGETABLES,PRPD,PRSD,NES	175	56	31
667 PEARLS,PRECIOUS STONES				057 FRUIT,NUTS EXCL.OIL NUTS	112	66	40
671 PIG IRON,SPIEGELEISN,ETC	79	50	31	058 FRUIT,PRESERVED,PREPARED	451	287	178
672 INGOTS ETC.IRON OR STEEL	296 574	63 042	39 196	059 FRUIT,VEGETABLE JUICES	5 836	830	512
675 FLAT-ROLLED, ALLOY STEEL	102	81	48	061 SUGARS,MOLASSES,HONEY	15 650	1 464	881
				062 SUGAR CONFECTIONERY	1 813	890	538

GROUP DESCRIPTION	DT = 100 KG	1 000 DM	1 000 \$	GROUP DESCRIPTION	DT = 100 KG	1 000 DM	1 000 \$
071 COFFEE,COFFEE SUBSTITUTE	929	1 240	749	692 CONTAINERS,STORAGE,TRNSP	2 317	2 768	1 678
073 CHOCOLATE,OTH.COCOA PREP	898	834	501	693 WIRE PRODUCTS EXCL.ELECT	953	1 994	1 208
081 ANIMAL FEED STUFF	40 790	7 275	4 394	694 NAILS,SCREWS,NUTS,ETC.	1 383	2 230	1 340
091 MARGARINE AND SHORTENING	312	108	65	695 TOOLS	6 142	28 908	17 468
098 EDIBLE PROD.PREPRPTS,NES	4 120	3 525	2 130	696 CUTLERY	238	2 400	1 448
111 NON-ALCOHOL.BEVERAGE,NES	6 051	870	534	697 HOUSEHOLD EQUIPMENT,NES	3 011	3 706	2 232
112 ALCOHOLIC BEVERAGES	30 426	5 588	3 359	699 MANUFACTS.BASE METAL,NES	23 947	26 971	16 204
122 TOBACCO, MANUFACTURED	12 594	44 427	26 745	700 CPL IND PLANT (84/85/87)	66 204	277 834	167 942
211 HIDES,SKINS(EX.FURS),RAW	1 767	197	120	711 STEAM GENER. BOILERS,ETC.	19 464	38 340	23 352
232 SYNTHETIC RUBBER, ETC.	26 906	6 489	3 926	712 STEAM TURBINES	900	11 909	7 187
246 WOOD IN CHIPS, PARTICLES	11 369	101	63	713 INTRNL COMBUS PSTN ENGIN	3 047	18 157	10 561
247 WOOD ROUGH,ROUGH SQUARED	4 050	346	211	714 ENGINES,MOTORS NON-ELECT	1 023	4 745	2 885
248 WOOD, SIMPLY WORKED	2 393	399	238	716 ROTATING ELECTRIC PLANT	8 033	34 991	21 226
251 PULP AND WASTE PAPER	840 440	15 325	9 255	718 OTH.POWR.GENRTNG.MACHNRY	556	4 471	2 702
265 VEGETABLE TEXTILE FIBRES	351	226	137	721 AGRIC.MACHINES,EX.TRACTR	1 115	1 845	1 128
266 SYNTHETIC FIBRES	34 903	8 040	4 875	722 TRACTORS	2 940	4 422	2 723
267 OTHER MAN-MADE FIBRES	326	158	97	723 CIVIL ENGINEERING EQUIPT	23 965	46 121	27 519
268 WOOL, OTHER ANIMAL HAIR	1 116	938	561	724 TEXTILE,LEATHER MACHINES	56 295	273 386	165 280
272 FERTILIZERS, CRUDE	22 224	1 206	735	725 PAPER,PULP MTL MACHINES	4 089	18 210	10 951
273 STONE, SAND AND GRAVEL	8 849	1 104	63	726 PRINTNG,BOOKBINDNG MACHS	14 370	78 092	47 455
277 NATURAL ABRASIVES, NES	1	1 392	827	727 FOOD-PROCESS.MCH.NON DOM	1 713	10 790	6 493
278 OTHER CRUDE MINERALS	124 893	3 483	2 107	728 OTH.MACH,PTS,SPCL INDUST	49 828	175 287	105 529
282 FERROUS WASTE AND SCRAP	1 246 695	20 182	12 086	731 METAL REMOVAL WORK TOOLS	16 993	43 107	26 236
285 ALUMINUM ORE,CONCR.ETC	610	210	124	733 MACH-TOOLS,METAL-WORKING	13 519	29 479	17 965
288 NON-FERROUS WASTE,SCRAP	177 763	19 696	11 860	735 PARTS,NES,FOR MACH-TOOLS	1 925	9 504	5 720
291 CRUDE ANIMAL MATERLS.NES	5 512	11 323	6 767	737 METALWORKING MACHNRY NES	42 618	157 206	95 537
292 CRUDE VEG.MATERIALS, NES	1 166	766	462	741 HEATING,COOLING EQUIP,PART	39 759	98 586	59 636
322 BRIQUETTES,LIGNITE,PEAT	35 505	842	511	742 PUMPS FOR LIQUIDS,PARTS	12 474	50 870	30 701
334 PETROLEUM PRODUCTS	103 945	18 534	11 187	743 PUMPS NES,CENTRIFUGS ETC	16 111	79 491	48 129
335 RESIDUAL PETROL.PRODUCTS	52 631	3 926	2 366	744 MECHANICAL HANDLING EQUIP	58 208	97 886	59 451
421 FIXED VEG.FAT,OILS, SOFT	558	62	39	745 OTH.NONELEC MCH,TOOL,NES	20 802	66 302	40 135
431 ANIMAL,VEG.FATS,OILS,NES	3 600	807	489	746 BALL OR ROLLER BEARINGS	7 362	18 513	11 164
511 HYDROCARBONS,NES,DERIVTS	16 722	4 710	2 854	747 TAPS,COCKS,VALVES,ETC.	10 805	43 425	26 207
512 ALCOHOL,PHENOL,ETC.DERIV	879 291	70 077	42 354	748 TRANSMISSIONS SHAFTS ETC	9 113	28 562	17 228
513 CARBOXYLIC ACIDS,DERIVTS	137 659	23 466	14 209	749 NON-ELECT MACH.PARTS,ETC	9 346	18 776	11 372
514 NITROGEN-FUNCT.COMPOUNDS	117 555	49 108	29 730	751 OFFICE MACHINES	1 241	5 945	3 606
515 ORGANIC-INORGANIC COMPODS	19 075	30 491	18 482	752 AUTOMATC.DATA PROC.EQUIP	1 269	28 949	17 421
516 OTHER ORGANIC CHEMICALS	84 770	13 647	8 229	753 PARTS,FOR OFFICE MACHINS	1 633	19 294	11 709
522 INORGANIC CHEM.ELEMENTS	145 352	61 652	37 222	757 TELEVISION RECEIVERS ETC	83	289	178
523 METAL,SALTS,INORGAN.ACID	235 800	22 828	13 793	762 RADIO-BROADCAST RECEIVER	238	4 774	2 901
524 OTHER CHEMICAL COMPOUNDS	15 308	5 50					

7 IMPORTS AND EXPORTS (SPECIAL TRADE) BY COUNTRIES OF PRODUCTION AND CONSUMPTION AND BY GROUPS OF THE SITC-REV. III 1993

GROUP DESCRIPTION	DT = 100 KG	1 000 DM	1 000 \$	GROUP DESCRIPTION	DT = 100 KG	1 000 DM	1 000 \$
062 SUGAR CONFECTIONERY	205	217	135	761 TELEVISION RECEIVERS ETC	22 192	33 483	20 380
074 TEA AND MATE	158	166	99	762 RADIO-BROADCAST RECEIVER	15 913	39 918	24 123
075 SPICES	1 431	729	437	763 SOUND RECORDER,PHONOGRPH	3 075	16 758	10 165
098 EDIBLE PROD.PREPRNTS,NES	11 916	4 808	2 910	764 TELECOMM.EQUIP.PARTS NES	11 956	61 906	37 507
223 OILSEED(OTH.FIX.VEG.OIL)	163	67	40	771 ELECT POWER MACHNY.PARTS	8 028	40 481	24 471
248 WOOD, SIMPLY WORKED	368	96	58	772 ELEC. SWITCH.RELAY.CIRCUIT	6 830	68 758	41 701
251 PULP AND WASTE PAPER	72 048	7 384	4 497	773 ELECTR.DISTRIB.EQPT NES	2 650	6 674	4 042
261 SILK	618	725	434	774 ELECTRO-MEDCL.XRAY EQUIP	14	271	166
263 COTTON	7 598	671	404	775 DOM.ELEC.NON-ELEC.EQUIPT	8 918	19 623	11 883
268 WOOL, OTHER ANIMAL HAIR	389	493	294	776 TRANSISTORS,VALVES,ETC.	1 486	81 709	49 480
269 WORN CLOTHING,TEXTL.ARTL	20 316	1 065	644	778 ELECTRIC.MACH.APPART.NES	17 424	87 940	53 173
277 NATURAL ABRASIVES, NES		223	139	781 PASS.MOTOR VEHCLS.EX.BUS	110	410	243
287 ORE,CONCENTR.BASE METALS	252	126	74	784 PARTS,TRACTORS,MOTOR VEH	510	774	466
288 NON-FERROUS WASTE, SCRAP	598	399	240	785 CYCLES,MOTORCYCLES ETC.	902	1 696	1 043
289 PREC.METAL ORES,CONCRTS		461	273	786 TRAILERS, SEMI-TRAILR,ETC	7 194	484	294
291 CRUDE ANIMAL MATERLS,NES	2 094	1 269	767	792 AIRCRAFT, ASSOCTD.EQUIPNT	9	457	272
292 CRUDE VEG.MATERIALS, NES	3 029	2 272	1 371	793 SHIP,BOAT,FLOAT.STRUCTRS	682	804	486
421 FIXED VEG.FAT,OILS, SOFT	228	276	168	813 LIGHTING FIXTURES ETC.NES	9 074	15 246	9 220
422 FIXED VEG.FAT,OILS,OTHER	172	64	38	821 FURNITURE,CUSHIONS,ETC.	5 609	4 151	2 523
431 ANIMAL,VEG.FATS,OILS,NES	2 301	87	51	831 TRUNK,SUIT-CASES,BAG,ETC	27 251	53 987	32 478
512 ALCOHOL,PHENOL,ETC.DERIV	235	220	133	841 MENS,BOYS CLOTHING,X-KNIT	230 967	724 183	437 563
513 CARBOXYLIC ACIDS,DERIVTS	380	75	45	842 WOMEN,GIRL CLOTHING,XKNIT	131 349	693 608	419 130
514 NITROGEN-FUNCT.COMPOUNDS	284	858	506	843 MENS,BOYS CLOTHING,KNIT	20 054	72 490	43 887
515 ORGANO-INORGANIC COMPNDS	590	2 683	1 640	844 WOMEN,GIRLS CLOTHING,KNIT	36 492	158 016	95 606
516 OTHER ORGANIC CHEMICALS	224	172	105	845 OTHR.TEXTILE APPAREL,NES	127 402	752 726	453 110
522 INORGANIC CHEM.ELEMENTS	1 736	363	221	846 CLOTHING ACCESSRS,FABRIC	5 632	15 782	9 498
524 OTHER CHEMICAL COMPOUNDS	1	214	131	848 CLOTHING,NONXTL;HEADGEAR	8 218	31 274	18 843
525 RADIO-ACTIVE MATERIALS	75	148	90	851 FOOTWEAR	11 347	19 789	11 934
532 DYEING,TANNING MATERIALS	1 025	567	341	871 OPTICAL INSTRUMENTS,NES	1 503	18 643	11 299
533 PIGMENTS, PAINTS, ETC.	381	119	74	872 MEDICAL INSTRUMENTS,NES	2 884	6 775	4 111
541 MEDICINES,ETC.EXC.GRP542	260	1 407	856	873 METERS,COUNTERS,NES	3 314	3 936	2 377
542 MEDICAMENTS	60	158	99	874 MEASURE,CONTROL INSTRMNT	2 324	22 513	13 575
551 ESSENTL.OIL,PERFUME,FLAVR	414	325	198	881 PHOTOGRAPH APPAR.ETC.NES	2 787	66 544	40 380
553 PERFUMERY,COSMETICS,ETC.	194	304	180	882 PHOTO.CINEMATOGRPH.SUPPL	751	7 250	4 361
554 SOAP,CLEANERS,POLISH,ETC	539	904	552	883 CINE.FILM EXPOSD.DEVELOPD	6	85	50
572 POLYMERS OF STYRENE	373	71	43	884 OPTICAL GOODS NES	728	10 769	6 506
574 POLYACETAL,POLYCARBONATE	3 948	1 625	978	885 WATCHES AND CLOCKS	14 261	342 362	206 918
575 OTH.PLASTIC,PRIMARY FORM	581	356	211	892 PRINTED MATTER	26 855	26 442	16 025
579 PLASTIC WASTE, SCRAP ETC	464	75	44	893 ARTICLES,NES,OF PLASTICS	40 959	26 726	16 209
581 PLASTIC TUBE,PIPE,HOSE	487	289	176	894 BABY CARRIAGE,TOYS,GAMES	23 408	41 262	24 965
582 PLASTIC PLATE,SHEETS,ETC	397	451	272	895 OFFICE,STATIONERY SUPPLS	593	1 597	956
593 EXPLOSIVES,PYROTECHNICS	470	264	160	896 WORKS OF ART,ANTIQUE ETC	437	3 218	1 947
598 MISC.CHEMICAL PRODTS,NES	1 337	175	105	897 GOLD,SILVERWARE,JEWEL NES	4 439	137 928	83 389
611 LEATHER	31	164	96	898 MUSICAL INSTRUMENTS,ETC.	18 680	53 288	32 294
612 MANUFACT.LEATHER ETC,NES	126	434	263	899 MISC.MANUFCTRD GOODS NES	16 577	30 932	18 769
613 FURSKINS,TANNED,DRESSED	222	7 048	4 234	971 GOLD,NONMONTRY EXCL ORES	2	3 184	1 977
621 MATERIALS OF RUBBER	73	130	83	EXPORTS	5 896 003	4 979 378	3 009 228
625 RUBBER TYRES,TUBES,ETC.	1 002	551	331	012 OTHER MEAT, MEAT OFFAL	47 715	7 171	4 325
629 ARTICLES OF RUBBER, NES	660	815	492	016 MEAT,ED.OFFL,DRY,SLT,SMK	161	260	153
635 WOOD MANUFACTURES, NES	2 746	1 968	1 188	017 MEAT,OFFL,PRPD,PRSTD,NES	1 270	1 132	681
641 PAPER AND PAPERBOARD	232	93	56	022 MILK AND CREAM	6 259	837	1 113
642 PAPER,PAPERBOARD,CUT ETC	4 267	4 667	2 806	023 BUTTER,OTHER FAT OF MILK	182	51	31
651 TEXTILE YARN	284	356	213	024 CHEESE AND CURD	964	783	469
652 COTTON FABRICS, WOVEN	5 469	5 162	3 089	025 EGGS,BIRDS,YOLKS,ALBUMIN	70 260	11 490	6 981
653 FABRICS,MAN-MADE FIBRES	109	437	240	034 FISH,FRESH,CHILLED,FROZN	2 441	888	540
654 OTH.TEXTILE FABRIC,WOVEN	736	9 475	5 737	036 CRUSTACEANS,MOLLUSCS ETC	53	168	99
655 KNIT,CROCHET,FABRIC NES	217	524	317	037 FISH ETC.PRPD,PRSTD,NES	76	439	268
656 TULLE,LACE,EMBROIDRY,ETC	111	1 208	731	047 OTHER CEREAL MEAL,FLOURS	976	88	55
657 SPECIAL YARN,TEXTL.FABRIC	297	599	362	048 CEREAL PREPARATIONS	2 475	1 141	686
658 TEXTILE ARTICLES NES	5 106	10 925	6 649	054 VEGETABLES	1 824	1 816	1 111
659 FLOOR COVERINGS, ETC.	114	595	363	056 VEGETABLES,PRPD,PRSTD,NES	1 461	409	245
661 LIME,CEMENT,CONSTR.MATRL	278	70	43	057 FRUIT,NUTS EXCL.OIL NUTS	82	101	60
663 MINERAL MANUFACTURES,NES	246	223	131	058 FRUIT,PRESERVED,PREPARED	210	112	69
664 GLASS	6 639	2 483	1 510	059 FRUIT,VEGETABLE JUICES	2 718	602	354
665 GLASSWARE	1 469	1 075	645	061 SUGARS,MOLASSES,HONEY	26 955	1 474	888
666 POTTERY	8 907	2 527	1 528	062 SUGAR CONFECTIONERY	13 442	5 276	3 196
667 PEARLS,PRECIOUS STONES	71	64	38	071 COFFEE,COFFEE SUBSTITUTE	2 610	1 831	1 116
674 FLAT-ROLLED PLATED IRON	2 951	512	301	072 COCOA	71	49	30
675 FLAT-ROLLED, ALLOY STEEL	352	372	221	073 CHOCOLATE,OTH.COCOA PREP	5 031	3 874	2 340
679 TUBES,PIPES,ETC.IRON,STL		74	45	075 SPICES	122	98	60
681 SILVER,PLATINUM,ETC.	73	564	337	081 ANIMAL FEED STUFF	6 577	6 163	3 751
682 COPPER	1 525	146	90	091 MARGARINE AND SHORTENING	853	182	111
684 ALUMINIUM	138	89	55	098 EDIBLE PROD.PREPRNTS,NES	10 331	10 368	6 298
685 LEAD	302	89	55	111 NON-ALCOHOL.BEVERAGE,NES	1 509	442	263
686 ZINC	3 060	2 822	1 726	112 ALCOHOLIC BEVERAGES	9 654	3 461	2 060
687 TIN	1 309	369	217	122 TOBACCO, MANUFACTURED	16 969	41 637	25 167
689 MISC.NON-FERR.BASE METAL	144	129	78	211 HIDES,SKINS(EX.FURS),RAW	28 095	13 708	8 271
691 METALLIC STRUCTURES NES	688	574	337	212 FURSKINS, RAW	1 109	24 276	14 592
692 CONTAINERS,STORAGE,TRNSP	35	79	49	232 SYNTHETIC RUBBER, ETC.	21 586	4 432	2 668
693 WIRE PRODUCTS EXCL.ELECT	1 053	741	441	246 WOOD IN CHIPS, PARTICLES	13 985	122	71
694 NAILS,SCREWS,NUTS,ETC.	3 634	4 043	2 444	248 WOOD, SIMPLY WORKED	1 901	341	204
695 TOOLS	2 409	3 395	2 051	251 PULP AND WASTE PAPER	10 551	267	161
696 CUTLERY	16 216	16 030	9 702	266 SYNTHETIC FIBRES	586	139	84
697 HOUSEHOLD EQUIPMENT,NES	11 554	14 385	8 672	267 OTHER MAN-MADE FIBRES	780	72	43
699 MANUFACTS,BASE METAL,NES	285	2 685	1 632	268 WOOL, OTHER ANIMAL HAIR	58	61	37
713 INTRNL COMBUS PSTN ENGIN	52	6 707	3 945	269 WORN CLOTHING,TEXTL.ARTL	10 424	1 250	755
714 ENGINES,MOTORS NON-ELECT	1 844	8 024	4 875	273 STONE, SAND AND GRAVEL	7 770	286	173
716 ROTATING ELECTRIC PLANT	12	49	30	274 SULPHUR,UNRSTD.IRON PYRS	9 809	574	350
718 OTH.POWR.GENRTNG.MACHNRY	556	1 450	883	277 NATURAL ABRASIVES, NES	92 490	1 335	797
723 CIVIL ENGINEERING EQUIPT	410	818	494	278 OTHER CRUDE MINERALS	43 943	996	602
724 TEXTILE,LEATHER MACHINES	22	120	72	285 ALUMINIUM ORE,CONCTR,ETC	559	242	146
725 PAPER,PULP MILL MACHINES	241	1 055	639	288 NON-FERROUS WASTE,SCRAP	13 229	1 540	922
726 PRINTNG,BOOKBINDNG MACHS	320	3 243	1 960	291 CRUDE ANIMAL MATERLS,NES	1 753	5 119	3 057
728 OTH.MACH,PTS,SPCL INDUST	12	98	58	292 CRUDE VEG.MATERIALS, NES	2 128	1 774	1 085
735 PARTS,NES,FOR MACH-TOOLS	247	335	202	322 BRIQUETTES,LIGNITE,PEAT	10 576	221	133
737 METALWORKING MACHNRY NES	324	642	391	334 PETROLEUM PRODUCTS	21 281	5 273	3 153
741 HEATING,COOLING EQUIP,PART	70	176	112	335 RESIDUAL PETROL.PRODUCTS	3 158	658	399
742 PUMPS FOR LIQUIDS,PARTS	2 752	2 756	1 666	342 LIQUEFIED PROPANE,BUTANE	9	82	48
743 PUMPS NES,CENTRIFUGS ETC	511	485	295	421 FIXED VEG.FAT,OILS, SOFT	219 140	16 853	10 256
744 MECHANICAL HANDLING EQUIP	1 328	5 267	3 160	431 ANIMAL,VEG.FATS,OILS,NES	17 203	3 650	2 205
745 OTH.NONELEC MCH,TOOL,NES	241	479	288	511 HYDROCARBONS,NES,DERIVTS	20 732	3 559	2 157
746 BALL OR ROLLER BEARINGS	66	683	419	512 ALCOHOL,PHENOL,ETC.DERIV	27 881	6 467	3 913
747 TAPS,COCKS,VALVES,ETC.	122	336	196	513 CARBOXYLIC ACIDS,DERIVTS	275 321	29 266	17 801
748 TRANSMISSIONS SHAFTS ETC	107	881	529	514 NITROGEN-FUNCT.COMPOUNDS	29 161	11 430	6 950
749 NON-ELECT MACH.PARTS,ETC	14 074	53 465	32 394	515 ORGANO-INORGANIC COMPNDS	16 353	19 438	11 748
751 OFFICE MACHINES	8 846	52 702	32 019				
752 AUTOMATC.DATA PROC.EQUIP	10 102	118 014	71 291				
759 PARTS,FOR OFFICE MACHINS							

7 IMPORTS AND EXPORTS (SPECIAL TRADE) BY COUNTRIES OF PRODUCTION AND CONSUMPTION AND BY GROUPS OF THE SITC-REV. III 1993

GROUP DESCRIPTION	DT = 100 KG	1 000 DM	1 000 \$	GROUP DESCRIPTION	DT = 100 KG	1 000 DM	1 000 \$
516 OTHER ORGANIC CHEMICALS	18 046	6 311	3 813	759 PARTS, FOR OFFICE MACHINS	1 124	14 952	9 010
522 INORGANIC CHEM. ELEMENTS	48 215	11 185	6 781	761 TELEVISION RECEIVERS ETC	219	1 454	873
523 METAL. SALTS, INORGAN. ACID	84 055	12 526	7 583	762 RADIO-BROADCAST RECEIVER	815	1 731	1 050
524 OTHER CHEMICAL COMPOUNDS	561	69 861	41 971	763 SOUND RECORDER, PHONOGRPH	178	2 643	1 601
525 RADIO-ACTIVE MATERIALS	92	153	91 764	764 TELECOMM. EQUIP. PARTS NES	4 425	50 762	30 620
531 SYNTH. COLOURS, LAKES, ETC.	53 169	157 687	95 511	771 ELECT. POWER MACHNRY, PARTS	3 176	9 499	5 712
532 DYEING, TANNING MATERIALS	40 105	8 703	5 255	772 ELEC. SWITCH, RELAY, CIRCUIT	19 395	114 851	69 382
533 PIGMENTS, PAINTS, ETC.	50 200	48 837	29 478	773 ELECTR. DISTRI. EQUIP. NES	6 853	12 702	7 681
541 MEDICINES, ETC. EXC. GRP542	4 268	28 141	16 983	774 ELECTRO-MEDCL. XRAY EQUIP	846	16 936	10 288
542 MEDICAMENTS	9 563	48 663	29 464	775 DOM. ELEC. NON-ELEC. EQUIPT	10 632	32 374	19 593
551 ESSNTL. OIL, PERFUME, FLAVR	4 162	9 032	5 466	776 TRANSISTORS, VALVES, ETC.	2 025	113 697	68 594
553 PERFUMERY, COSMETICS, ETC.	12 620	20 931	12 612	778 ELECTRIC. MACH. APPART. NES	38 972	118 305	71 461
554 SOAP, CLEANERS, POLISH, ETC	65 136	24 767	14 981	781 PASS. MOTOR VEHCL. EX. BUS	167 336	625 985	379 073
562 FERTILIZER, EXCEPT GRP272	2 646	189	112 782	782 GOODS, SPCL. TRANSPORT VEH	13 122	19 019	11 407
571 POLYMERS OF ETHYLENE	108 793	13 145	7 922	783 ROAD MOTOR VEHICLES NES	7 791	11 214	6 738
572 POLYMERS OF STYRENE	58 619	10 502	6 273	784 PARTS, TRACTORS, MOTOR VEH	23 275	77 861	46 854
573 POLYMERS, VINYL CHLORIDE	76 805	12 350	7 470	785 CYCLES, MOTORCYCLES ETC.	181	345	212
574 POLYACETAL, POLYCARBONATE	80 972	40 337	24 392	786 TRAILERS, SEMI-TRAILR, ETC	2 058	2 385	1 452
575 OTH. PLASTIC, PRIMARY FORM	182 553	63 581	38 425	791 RAILWAY VEHICLES, EQUIPNT	4 832	14 252	8 567
579 PLASTIC WASTE, SCRAP ETC	83 498	3 912	2 365	792 AIRCRAFT, ASSOCTD. EQUIPNT	6	2 453	1 478
581 PLASTIC TUBE, PIPE, HOSE	1 574	3 472	2 074	793 SHIP, BOAT, FLOAT, STRUCTRS	21 840	7 663	4 518
582 PLASTIC PLATE, SHEETS, ETC	41 602	35 414	21 412	811 PREFABRICATED BUILDINGS	13	55	34
583 MONOFILAMENT OF PLASTICS	726	633	383	812 PLUMBING, SANITRY, EQPT. ETC	3 328	3 014	1 822
591 INSECTICIDES, ETC.	1 035	1 487	909	813 LIGHTING FIXTURES ETC. NES	4 364	13 916	8 393
592 STARCHES, INULIN, ETC.	214 195	16 670	10 090	821 FURNITURE, CUSHIONS, ETC.	15 541	17 607	10 651
593 EXPLOSIVES, PYROTECHNICS	128	273	164	831 TRUNK, SUIT-CASES, BAG, ETC	1 288	17 798	10 693
597 PREPRD. ADDITIVES, LIQUIDS	38 232	13 918	8 395	841 MENS, BOYS CLOTHING, X-KNIT	730	15 934	9 651
598 MISC. CHEMICAL PRODS. NES	161 072	87 979	53 161	842 WOMEN, GIRL CLOTHING, XKNIT	1 566	47 651	28 861
600 CPL. IND. PLANT CHAP 69-76	199	241	143	843 MENS, BOYS CLOTHING, KNIT	85	711	427
611 LEATHER	16 467	18 444	11 162	844 WOMEN, GIRLS CLOTHING, KNIT	69	1 762	1 065
612 MANUFACT. LEATHER ETC. NES	88	1 341	807	845 OTHR. TEXTILE APPAREL, NES	833	13 253	8 008
613 FURSKINS, TANNED, DRESSED	113	2 442	1 462	846 CLOTHING ACCESSRS, FABRIC	658	5 311	3 191
621 MATERIALS OF RUBBER	6 031	4 230	2 569	848 CLOTHING, NONTEXTL; HEADGEAR	398	6 716	4 072
625 RUBBER TYRES, TUBES, ETC.	4 710	3 685	2 211	851 FOOTWEAR	2 090	12 503	7 547
629 ARTICLES OF RUBBER, NES	2 138	8 328	5 005	871 OPTICAL INSTRUMENTS, NES	148	7 222	4 392
634 VENEERS, PLYWOOD, ETC.	16 175	2 171	1 303	872 MEDICAL INSTRUMENTS NES	991	25 445	15 445
635 WOOD MANUFACTURES, NES	2 629	1 398	849	873 METERS, COUNTERS, NES	95	2 045	1 230
641 PAPER AND PAPERBOARD	933 094	70 564	42 577	874 MEASURE, CONTROL INSTRMNT	4 700	76 168	46 040
642 PAPER, PAPERBOARD, CUT ETC	91 264	34 632	20 883	881 PHOTOGRAPH APPAR. ETC. NES	1 860	25 411	15 350
651 TEXTILE YARN	9 190	19 366	11 709	882 PHOTO. CINEMATOGPH, SUPPL	68 004	98 509	59 425
652 COTTON FABRICS, WOVEN	8 571	29 064	17 593	883 CINE. FILM EXPOS. DEVELPD	8	236	140
653 FABRICS, MAN-MADE FIBRES	10 417	43 293	26 181	884 OPTICAL GOODS NES	221	23 175	13 944
654 OTH. TEXTILE FABRIC, WOVEN	3 996	19 036	11 536	885 WATCHES AND CLOCKS	1 483	161 783	97 399
655 KNIT, CROCHET, FABRIC NES	3 866	16 897	10 240	891 ARMS AND AMMUNITION	58	388	234
656 TULLE, LACE, EMBROIDRY, ETC	746	4 453	2 688	892 PRINTED MATTER	7 356	12 447	7 526
657 SPECIAL YARN, TXTL. FABRIC	31 329	78 924	47 858	893 ARTICLES, NES, OF PLASTICS	14 704	22 259	13 512
658 TEXTILE ARTICLES NES	628	2 669	1 624	894 BABY CARRIAGE, TOYS, GAMES	5 612	11 937	7 225
659 FLOOR COVERINGS, ETC.	1 236	1 277	776	895 OFFICE, STATIONERY SUPPLS	5 326	36 890	22 105
661 LIME, CEMENT, CONSTR. MATRL	1 104	395	240	896 WORKS OF ART, ANTIQUE ETC	17	2 536	1 530
662 CLAY, REFRCT. CONSTR. MATRL	68 685	12 410	7 514	897 GOLD, SILVERWARE, JEWEL NES	126	33 398	20 179
663 MINERAL MANUFACTURES, NES	12 516	13 371	8 097	898 MUSICAL INSTRUMENTS, ETC.	5 858	27 039	16 334
664 GLASS	29 157	20 072	12 150	899 MISC. MANUFCTRD GOODS NES	3 848	20 817	12 588
665 GLASSWARE	8 492	13 944	8 412	941 COMPL. IND. PLANT CHAPT 99	676	777	470
666 POTTERY	1 609	4 046	2 442	971 GOLD, NONMONTRY EXCL ORES	6	13 273	8 002
667 PEARLS, PRECIOUS STONES	.	.	.				
671 PIG IRON, SPIEGELEISN, ETC	107	96	59	MACAO			
672 INGOTS ETC. IRON OR STEEL	31 776	2 656	1 608	IMPORTS	114 533	376 272	226 536
673 FLAT-ROLLED IRON ETC.	89 371	4 633	2 799				
674 FLAT-ROLLED PLATED IRON	13 564	1 974	1 198				
675 FLAT-ROLLED, ALLOY STEEL	547 217	141 124	85 359	036 CRUSTACEANS, MOLLUSCS ETC	128	53	31
676 IRON, STL. BAR, SHAPES ETC.	409 679	23 948	14 593	291 CRUDE ANIMAL MATERLS. NES	10	58	36
678 WIRE OF IRON OR STEEL	3 326	1 123	678	612 MANUFACT. LEATHER ETC. NES	118	250	150
679 TUBES, PIPES, ETC. IRON, STL	15 049	6 236	3 769	658 TEXTILE ARTICLES NES	225	416	253
681 SILVER, PLATINUM, ETC.	284	22 778	13 739	686 POTTERY	105	93	54
682 COPPER	57 556	45 928	27 699	751 OFFICE MACHINES	19	192	114
683 NICKEL	2 282	3 550	2 142	813 LIGHTING FIXTURES ETC. NES	180	457	271
684 ALUMINIUM	23 335	15 569	9 372	821 FURNITURE, CUSHIONS, ETC.	434	239	139
686 ZINC	7 671	2 572	1 564	841 MENS, BOYS CLOTHING, X-KNIT	33 451	79 760	48 197
687 TIN	12	51	31	842 WOMEN, GIRL CLOTHING, XKNIT	21 701	63 499	38 369
689 MISC. NON-FERR. BASE METAL	25	302	184	843 MENS, BOYS CLOTHING, KNIT	4 002	14 054	8 469
691 METALLIC STRUCTURES NES	16 174	16 308	9 806	844 WOMEN, GIRLS CLOTHING, KNIT	4 806	20 888	12 602
692 CONTAINERS, STORAGE, TRNSP	4 726	6 638	4 079	845 OTHR. TEXTILE APPAREL, NES	28 802	166 013	93 602
693 WIRE PRODUCTS EXCL. ELECT	3 686	3 102	1 872	846 CLOTHING ACCESSRS, FABRIC	1 062	2 261	1 369
694 NAILS, SCREWS, NUTS, ETC.	1 971	2 848	1 707	848 CLOTHING, NONTEXTL; HEADGEAR	87	428	256
695 TOOLS	7 171	31 581	19 061	851 FOOTWEAR	5 057	11 066	6 654
696 CUTLERY	1 029	8 116	4 907	871 OPTICAL INSTRUMENTS, NES	365	1 131	680
697 HOUSEHOLD EQUIPMENT, NES	1 732	4 707	2 848	881 PHOTOGRAPH APPAR. ETC. NES	13	73	43
699 MANUFACT. BASE METAL, NES	11 672	22 350	13 494	885 WATCHES AND CLOCKS	47	106	64
700 CPL. IND. PLANT (84/85/87)	1 762	8 195	4 835	892 PRINTED MATTER	33	69	41
711 STEAM GENER. BOILERS, ETC.	3 258	4 360	2 634	894 BABY CARRIAGE, TOYS, GAMES	1 803	2 409	1 448
712 STEAM TURBINES	5	273	182	895 OFFICE, STATIONERY SUPPLS	55	196	118
713 INTRNL COMBUS PSTN ENGIN	9 075	50 710	30 602	896 WORKS OF ART, ANTIQUE ETC	3	182	111
714 ENGINES, MOTORS NON-ELECT	72	2 095	1 288	897 GOLD, SILVERWARE, JEWEL NES	1	152	89
716 ROTATING ELECTRIC PLANT	6 255	16 131	9 739	898 MUSICAL INSTRUMENTS, ETC.	11 619	11 729	7 083
718 OTH. POWR. GENRTNG. MACHNRY	922	5 200	3 155	899 MISC. MANUFCTRD GOODS NES	113	197	118
721 AGRIC. MACHINES, EX. TRACTR	313	1 035	644				
722 TRACTORS	2 981	2 768	1 655	EXPORTS	14 164	20 083	12 094
723 CIVIL ENGINEERING EQUIPT	43 935	79 475	47 868				
724 TEXTILE, LEATHER MACHINES	28 588	173 124	104 613	098 EDIBLE PROD. PREPRTNS, NES	371	508	308
725 PAPER, PULP MILL MACHINES	8 943	26 289	15 894	232 SYNTHETIC RUBBER, ETC.	1 127	56	34
726 PRINTING, BOOKBINDING MACHS	42 197	145 984	88 515	514 NITROGEN-FUNCT. COMPOUNDS	224	63	38
727 FOOD-PROCESS. MCH. NON DOM	794	3 617	2 177	542 MEDICAMENTS	29	172	104
728 OTH. MACH. PTS, SPCL. INDUST	36 687	127 269	76 979	582 PLASTIC PLATE, SHEETS, ETC	4	53	32
731 METAL REMOVAL WORK TOOLS	2 630	10 194	6 116	593 EXPLOSIVES, PYROTECHNICS	10	178	110
733 MACH-TOOLS, METAL-WORKING	1 789	6 897	4 143	651 TEXTILE YARN	311	1 115	681
735 PARTS, NES, FOR MACH-TOOLS	526	9 792	5 929	655 KNIT, CROCHET, FABRIC NES	49	233	142
737 METALWORKING MACHNRY NES	662	4 550	2 757	659 FLOOR COVERINGS, ETC.	44	55	33
741 HEATING, COOLING EQUIP, PART	40 027	66 709	40 195	675 FLAT-ROLLED, ALLOY STEEL	7 157	1 875	1 141
742 PUMPS FOR LIQUIDS, PARTS	8 627	32 280	19 502	679 TUBES, PIPES, ETC. IRON, STL	399	302	178
743 PUMPS NES, CENTRIFUGS ETC	9 787	30 366	18 296	692 CONTAINERS, STORAGE, TRNSP	113	63	38
744 MECHANICAL HANDLING EQUIP	34 731	51 560	31 097	695 TOOLS	18	60	35
745 OTH. NONELEC MCH, TOOL, NES	8 713	78 988	47 831	716 ROTATING ELECTRIC PLANT	24	171	104
746 BALL OR ROLLER BEARINGS	1 676	4 781	2 900	718 OTH. POWR. GENRTNG. MACHNRY	85	225	137
747 TAPS, COCKS, VALVES, ETC.	9 210	40 445	24 502	724 TEXTILE, LEATHER MACHINES	1 105	2 932	1 746
748 TRANSMISSIONS, SHAFTS ETC	3 559	14 301	8 601	728 OTH. MACH. PTS, SPCL. INDUST	328	501	300
749 NON-ELECT MACH. PARTS, ETC	3 645	19 404	11 711	741 HEATING, COOLING EQUIP, PART	72	172	103
751 OFFICE MACHINES	2 490	10 433	6 289	742 PUMPS FOR LIQUIDS, PARTS	21	107	66
752 AUTOMATC. DATA PROC. EQUIP	848	15 948	9 641	743 PUMPS NES, CENTRIFUGS ETC	32	319	191

7 IMPORTS AND EXPORTS (SPECIAL TRADE) BY COUNTRIES OF PRODUCTION AND CONSUMPTION AND BY GROUPS OF THE SITC-REV. III 1993

GROUP DESCRIPTION	DT = 100 KG	1 000 DM	1 000 \$	GROUP DESCRIPTION	DT = 100 KG	1 000 DM	1 000 \$
744 MECHANICAL HANDLING EQUIP	1 296	1 987	1 206	683 NICKEL	21 164	20 377	12 387
745 OTH.NONELEC MCH,TOOL,NES	208	927	565	684 ALUMINIUM	789	352	216
747 TAPS,COCKS,VALVES,ETC.	10	83	51	685 LEAD	77 609	7 176	4 389
749 NON-ELECT MACH.PARTS,ETC	54	110	66	691 METALLIC STRUCTURES NES	68	89	54
752 AUTOMATC.DATA PROC.EQUIP	7	154	90	694 NAILS,SCREWS,NUTS,ETC.	167	79	46
764 TELECOMM.EQUIP.PARTS NES	58	744	451	695 TOOLS	420	981	596
771 ELECT POWER MACHNY.PARTS	114	141	87	699 MANUFACTS.BASE METAL,NES	2 286	1 346	804
772 ELEC.SWITCH.RELAY.CIRCUIT	24	115	68	712 STEAM TURBINES	55	976	598
773 ELECTR DISTRIB.EQPT NES	40	86	52	713 INTRNL COMBUS PSTN ENGIN	44 153	36 864	22 484
774 ELECTRO-MEDCL,XRAY EQUIP	21	920	569	714 ENGINES,MOTORS NON-ELECT	58	7 457	4 569
781 PASS.MOTOR VEHCLS.EX.BUS	51	369	219	716 ROTATING ELECTRIC PLANT	44	221	131
782 GOODS,SPCL TRANSPORT VEH	138	847	495	718 OTH.POWER GENRTNG.MACHNRY	107	400	245
785 CYCLES,MOTORCYCLES ETC.	9	114	67	721 AGRIC.MACHINES,EX.TRACTR	546	941	576
841 MENS,BOYS CLOTHING,X-KNIT	16	429	263	723 CIVIL ENGINEERING EQUIPT	362	292	179
842 WOMEN,GIRL CLOTHING,XKNIT	11	618	382	724 TEXTILE,LEATHER MACHINES	256	423	256
845 OTHR.TEXTILE APPAREL,NES	5	163	96	725 PAPER,PULP MILL MACHINES	97	242	151
874 MEASURE,CONTROL INSTRMNT	35	1 666	980	726 PRINTNG,BOOKBINDNG MACHS	95	438	258
891 ARMS AND AMMUNITION	4	218	134	727 FOOD-PROCESS.MCH.NON DOM	166	1 088	649
893 ARTICLES,NES,OF PLASTICS	17	59	36	728 OTH.MACH,PTS,SPCL INDUST	2 184	5 112	3 130
899 MISC MANUFACTRD GOODS NES	18	124	75	731 METAL REMOVAL WORK TOOLS	1 204	3 772	2 287
				733 MACH-TOOLS,METAL-WORKING	2 276	1 622	957
AUSTRALIA				735 PARTS,NES,FOR MACH-TOOLS	138	406	249
IMPORTS	63 530 365	1 635 450	990 025	737 METALWORKING MACHNRY NES	25	215	132
001 LIVE ANIMALS	46	95	56	741 HEATING,COOLNG EQUIP,PART	995	2 114	1 260
011 BOVINE MEAT	2 955	1 813	1 103	742 PUMPS FOR LIQUIDS,PARTS	362	1 141	692
012 OTHER MEAT, MEAT OFFAL	57 090	36 005	21 826	743 PUMPS NES,CENTRIFUGS ETC	1 385	4 352	2 635
024 CHEESE AND CURD	436	98	62	744 MECHANICAL HANDLING EQUIP	40	89	56
034 FISH,FRESH,CHILLED,FROZN	3 297	3 632	2 199	745 OTH.NONELEC MCH,TOOL,NES	253	1 685	1 029
036 CRUSTACEANS,MOLLUSCS ETC	356	639	384	746 BALL OR ROLLER BEARINGS	1 136	2 554	1 536
037 FISH ETC.PRPD,PRSD,NES	124	56	35	747 TAPS,COCKS,VALVES,ETC.	166	752	459
042 RICE	21 136	762	462	748 TRANSMISSIONS SHAFTS ETC	8 027	3 128	1 894
045 OTHER CEREALS, UNMILLED	263 914	6 783	3 989	749 NON-ELECT MACH.PARTS,ETC	293	2 095	1 248
054 VEGETABLES	422 585	21 206	13 018	751 OFFICE MACHINES	30	126	78
057 FRUIT,NUTS EXCL.OIL NUTS	204 538	45 391	27 452	752 AUTOMATC.DATA PROC.EQUIP	482	6 537	3 949
058 FRUIT,PRESERVED,PREPARED	70 467	10 971	6 687	753 PARTS,FOR OFFICE MACHINS	57	2 531	1 524
061 SUGARS,MOLASSES,HONEY	12 838	2 202	1 328	754 TELECOMM.EQUIP.PARTS NES	604	6 554	3 969
062 SUGAR CONFECTIONERY	1 037	788	479	771 ELECT POWER MACHNY.PARTS	54	987	596
075 SPICES	711	115	68	772 ELEC.SWITCH.RELAY.CIRCUIT	1 006	12 265	7 407
081 ANIMAL FEED STUFF	256 424	8 138	4 969	773 ELECTR DISTRIB.EQPT NES	57	1 041	629
098 EDIBLE PROD.PREPRNTS,NES	215	264	162	774 ELECTRO-MEDCL,XRAY EQUIP	16	468	283
112 ALCOHOLIC BEVERAGES	6 813	3 585	2 145	776 TRANSISTORS,VALVES,ETC.	236	2 470	1 477
111 HIDES,SKINS(EX.FURS),RAW	19 655	5 778	3 487	778 ELECTRIC.MACH.APPART.NES	966	8 552	5 157
212 FURSKINS, RAW	157	751	451	781 PASS.MOTOR VEHCLS.EX.BUS	32 400	61 854	36 845
222 OILSEED(SFT.FIX VEG.OIL)	21 880	1 465	885	784 PARTS,TRACTORS,MOTOR VEH	3 200	3 896	2 340
223 OILSEED(OTH.FIX.VEG.OIL)	13 912	2 576	1 563	785 CYCLES,MOTORCYCLES ETC.	70	180	110
231 NATURAL RUBBER, ETC.	576	85	53	786 TRAILERS,SEMI-TRAILR,ETC	302	304	179
248 WOOD, SIMPLY WORKED	2 835	218	131	792 AIRCRAFT,ASSOCTD.EQUIPNT	114	2 698	1 644
263 COTTON	10 789	2 689	1 631	793 SHIP,BOAT,FLOAT.STRUCTRS	211	637	394
268 WOOL, OTHER ANIMAL HAIR	462 385	258 113	156 351	811 PREFABRICATED BUILDINGS	3 094	870	531
273 STONE, SAND AND GRAVEL	28 181	852	512	813 LIGHTING FIXTURES ETC.NES	16	80	48
277 NATURAL ABRASIVES, NES	401	492	298	821 FURNITURE,CUSHIONS,ETC.	197	327	196
278 OTHER CRUDE MINERALS	330 232	18 803	11 373	841 MENS,BOYS CLOTHING,X-KNIT	97	707	421
281 IRON ORE, CONCENTRATES	32 343 531	132 846	80 429	842 WOMEN,GIRL CLOTHING,XKNIT	134	723	439
283 COPPER ORES,CONCENTRATES	256 748	18 701	11 197	843 MENS,BOYS CLOTHING,KNIT	13	177	105
284 NICKEL ORES,CONCTR,MATTE	165 581	126 562	76 719	844 WOMEN,GIRLS CLOTHING,KNIT	7	88	51
285 ALUMINIUM ORE,CONCTR,ETC	8 243 798	78 361	47 814	845 OTHR.TEXTILE APPAREL,NES	1 850	5 097	3 094
287 ORE,CONCENTR.BASE METALS	1 964 456	70 837	42 572	846 CLOTHING ACCESSRS,FABRIC	12	115	70
288 NON-FERROUS WASTE,SCRAP	67 973	5 228	3 187	848 CLOTHING,NONTXTL,HEADGEAR	2 068	6 505	3 945
289 PREC.METAL ORES,CONCTRYS	398	17 378	10 366	851 FOOTWEAR	50	282	171
291 CRUDE ANIMAL MATERLS,NES	18 485	17 068	10 332	871 OPTICAL INSTRUMENTS,NES	21	938	560
292 CRUDE VEG.MATERIALS, NES	780 808	28 046	17 020	872 MEDICAL INSTRUMENTS NES	141	4 405	2 659
321 COAL,NOT AGGLOMERATED	15 317 065	132 762	80 361	873 METERS,COUNTERS,NES	148	1 332	799
322 BRIQUETTES,LIGNITE,PEAT	684 956	8 101	4 809	874 MEASURE,CONTROL INSTRMNT	271	12 066	7 282
325 COKE,SEMI-COKE,RET.CARBON	412 161	5 924	3 505	881 PHOTOGRAPH APPAR.ETC.NES	2	301	182
421 FIXED VEG.FAT,OILS, SOFT	10 165	2 233	1 360	882 PHOTO.CINEMATOGPH.SUPPL	511	3 395	2 056
422 FIXED VEG.FAT,OILS,OTHER	338	160	96	884 OPTICAL GOODS NES	253	3 088	1 862
431 ANIMAL,VEG.FATS,OILS,NES	914	499	302	885 WATCHES AND CLOCKS	64	1 102	649
513 CARBOXYLIC ACIDS,DERIVTS	2	52	31	891 ARMS AND AMMUNITION	24	143	87
515 ORGANO-INORGANIC COMPNDS	57	144	86	892 PRINTED MATTER	679	938	562
522 INORGANIC CHEM.ELEMENTS	307 335	20 214	12 184	893 ARTICLES,NES,OF PLASTICS	939	1 938	1 176
525 RADIO-ACTIVE MATERIALS	64	306	184	894 BABY CARRIAGE,TOYS,GAMES	418	1 638	992
532 DYEING,TANNING MATERIALS	64	1 612	965	896 WORKS OF ART,ANTIQUE ETC	40	1 315	795
533 PIGMENTS, PAINTS, ETC.	666	208	122	897 GOLD,SILVERWARE,JEWEL NES	1	191	114
541 MEDICINES,ETC.EXC.GRPS42	172	6 366	3 793	898 MUSICAL INSTRUMENTS,ETC.	181	2 497	1 501
542 MEDICAMENTS	76	2 660	1 605	899 MISC MANUFACTRD GOODS NES	86	9 033	5 454
551 ESSNTL.OIL,PERFUME,FLAVR	84	673	410	961 COIN NONGOLD NONCURRENT	127	15 900	9 583
553 PERFUMERY,COSMETICS,ETC.	137	2 041	1 243	971 GOLD,NONMONTY EXCL ORES	3	2 416	1 504
575 OTH.PLASTIC,PRIMARY FORM	684	183	112	972 MONETARY GOLD,GOLD COINS	35	67 351	41 014
581 PLASTIC TUBE,PIPE,HOSE	20	117	69	EXPORTS	3 878 751	4 078 996	2 466 339
582 PLASTIC PLATE,SHEETS,ETC	154	224	133	017 MEAT,OFFL.PRPD,PRSD,NES	83	150	91
591 INSECTICIDES, ETC.	1 113	622	383	022 MILK AND CREAM	5 848	2 557	1 530
592 STARCHES,INULIN,ETC.	1 824	1 610	990	024 CHEESE AND CURD	9 775	8 106	4 905
598 MISC.CHEMICAL PRODTS,NES	108	1 453	883	025 EGGS,BIRDS,YOLKS,ALBUMIN	207	130	77
611 LEATHER	634	706	427	034 FISH,FRESH,CHILLED,FROZN	28	135	81
612 MANUFACT. LEATHER ETC.NES	125	748	452	037 FISH ETC.PRPD,PRSD,NES	4 338	3 143	1 884
613 FURSKINS,TANNED,DRESSED	498	1 076	650	048 CEREAL PREPARATIONS	9 715	4 384	2 638
625 RUBBER TYRES,TUBES,ETC.	2 532	1 031	620	054 VEGETABLES	646	722	439
629 ARTICLES OF RUBBER, NES	490	616	372	056 VEGETABLES,PRPD,PRSD,NES	2 671	1 638	984
635 WOOD MANUFACTURES, NES	617	189	116	057 FRUIT,NUTS EXCL.OIL NUTS	96	65	39
641 PAPER AND PAPERBOARD	900	443	264	058 FRUIT,PRESERVED,PREPARED	963	333	237
642 PAPER,PAPERBOARD,CUT ETC	119	62	36	059 FRUIT,VEGETABLE JUICES	362	216	129
651 TEXTILE YARN	344	89	55	061 SUGARS,MOLASSES,HONEY	8 853	684	414
653 FABRICS,MAN-MADE FIBRES	184	205	121	062 SUGAR CONFECTIONERY	2 996	1 461	882
654 OTH.TEXTILE FABRIC,WOVEN	235	170	102	071 COFFEE,COFFEE SUBSTITUTE	5 793	4 700	2 860
658 TEXTILE ARTICLES NES	225	544	329	073 CHOCOLATE,OTH.COCOA PREP	6 126	4 492	2 707
663 MINERAL MANUFACTURES,NES	290	537	320	074 TEA AND MATE	581	607	366
664 GLASS	22 365	6 583	3 963	075 SPICES	896	800	477
665 GLASSWARE	268	173	104	081 ANIMAL FEED STUFF	1 832	1 759	1 058
666 POTTERY	39	73	44	098 EDIBLE PROD.PREPRNTS,NES	6 395	3 472	2 094
667 PEARLS,PRECIOUS STONES				111 NON-ALCOHOL.BEVERAGE,NES	697	315	189
671 PIG IRON,SPIEGELEISN,ETC	1 050	1 004	610	112 ALCOHOLIC BEVERAGES	13 016	4 329	2 604
673 FLAT-ROLLED IRON ETC.	22 600	1 177	718	122 TOBACCO, MANUFACTURED	75	317	191
674 FLAT-ROLLED PLATED IRON	235 454	17 664	10 813	222 OILSEED(SFT.FIX VEG.OIL)	1 681	1 08	64
675 FLAT-ROLLED, ALLOY STEEL	25	69	40	232 SYNTHETIC RUBBER, ETC.	2 407	525	317
679 TUBES,PIPES,ETC. IRON,STL	59	121	72	246 WOOD IN CHIPS, PARTICLES	13 178	116	72
682 COPPER	212 033	72 516	44 151	248 WOOD, SIMPLY WORKED	1 313	286	171

7 IMPORTS AND EXPORTS (SPECIAL TRADE) BY COUNTRIES OF PRODUCTION AND CONSUMPTION AND BY GROUPS OF THE SITC-REV. III 1993

GROUP DESCRIPTION	DT = 100 KG	1 000 DM	1 000 \$	GROUP DESCRIPTION	DT = 100 KG	1 000 DM	1 000 \$
251 PULP AND WASTE PAPER	4 364	1 001	601	726 PRINTNG,BOOKBINDNG MACHS	36 121	177 057	108 255
266 SYNTHETIC FIBRES	18 502	6 101	3 676	727 FOOD-PROCESS.MCH.NON DOM	5 291	23 765	14 452
267 OTHER MAN-MADE FIBRES	2 875	1 251	757	728 OTH.MACH,PTS,SPCL INDUST	26 909	105 639	63 765
269 WORN CLOTHING,TEXTL.ARTL	144	75	45	731 METAL REMOVAL WORK TOOLS	5 361	9 768	5 859
272 FERTILIZERS, CRUDE	2 051	218	131	733 MACH-TOOLS,METAL-WORKING	1 650	6 021	3 621
273 STONE, SAND AND GRAVEL	17 101	468	282	735 PARTS,NES,FOR MACH-TOOLS	1 298	5 297	3 180
278 OTHER CRUDE MINERALS	117 646	1 650	1 005	737 METALWORKING MACHNRY NES	1 790	7 073	4 291
285 ALUMINIUM ORE,CONCTR.ETC	4 579	378	226	741 HEATING,COOLNG EQUIP,PARTS	9 117	37 786	22 843
291 CRUDE ANIMAL MATERLS.NES	119	65	39	742 PUMPS FOR LIQUIDS,PARTS	9 297	44 787	27 078
292 CRUDE VEG.MATERIALS, NES	3 236	4 230	2 569	743 PUMPS NES,CENTRIFUGS ETC	20 734	76 884	46 456
322 BRIQUETTES,LIGNITE,PEAT	54 340	961	581	744 MECHANICAL HANDLNG EQUIP	22 991	39 746	23 992
334 PETROLEUM PRODUCTS	38 572	5 946	3 605	745 OTH.NONELEC MCH,TOOL,NES	17 367	87 485	52 720
335 RESIDUAL PETROL.PRODUCTS	3 815	661	398	746 BALL OR ROLLER BEARINGS	8 092	21 539	13 022
421 FIXED VEG.FAT,OILS, SOFT	1 524	145	88	747 TAPS,COCKS,VALVES,ETC.	7 275	55 425	33 477
431 ANIMAL,VEG.FATS,OILS,NES	4 303	1 001	597	748 TRANSMISSIONS SHAFTS ETC	20 146	52 344	31 689
511 HYDROCARBONS,NES,DERIVTS	17 397	2 701	1 636	749 NON-ELECT MACH,PARTS,ETC	6 985	24 978	15 090
512 ALCOHOL,PHENOL,ETC,DERIV	109 864	12 831	7 732	751 OFFICE MACHINES	1 097	5 785	3 518
513 CARBOXYLIC ACIDS,DERIVTS	68 986	41 271	24 755	752 AUTOMATC.DATA PROC.EQUIP	1 554	27 445	16 585
514 NITROGEN-FUNCT.COMPOUNDS	25 526	13 462	8 123	759 PARTS,FOR OFFICE MACHINES	1 256	10 782	6 543
515 ORGANIC-INORGANIC COMPNDS	13 290	47 134	28 487	761 TELEVISION RECEIVERS ETC	1 266	3 506	2 109
516 OTHER ORGANIC CHEMICALS	9 498	10 536	6 372	762 RADIO-BROADCAST RECEIVER	24	419	254
522 INORGANIC CHEM.ELEMENTS	62 565	19 066	11 515	763 SOUND RECORDER,PHONOGRPH	361	2 287	1 364
523 METAL.SALTS,INORGAN.ACID	90 013	12 862	7 771	764 TELECOMM.EQUIP,PARTS NES	1 155	36 262	21 847
524 OTHER CHEMICAL COMPOUNDS	597	1 377	834	771 ELECT POWER MACHNRY,PARTS	3 087	18 221	11 017
525 RADIO-ACTIVE MATERIALS		414	253	772 ELEC.SWITCH.RELAY.CIRCUIT	20 812	119 258	72 178
531 SYNTH.COLOURS,LAKES,ETC.	16 312	36 101	21 838	773 ELECTR.DISTRIB.EQPT NES	7 556	14 921	9 023
532 DYEING,TANNING MATERIALS	6 239	1 891	1 155	774 ELECTRO-MEDCL,XRAY EQUIP	1 407	32 347	19 521
533 PIGMENTS, PAINTS, ETC.	37 464	31 432	18 990	775 DOM.ELEC,NON-ELEC.EQUIP	20 422	43 237	26 154
541 MEDICINES,ETC.EXC.GRPS42	7 859	59 806	35 962	776 TRANSISTORS,VALVES,ETC.	186	10 086	6 071
542 MEDICAMENTS	7 491	110 088	66 470	778 ELECTRIC.MACH,APPART,NES	64 148	101 976	61 613
551 ESSENTL.OIL,PERFUME,FLAVR	1 707	4 739	2 865	781 PASS.MOTOR VEHCLS,EX.BUS	146 924	403 330	243 760
553 PERFUMERY,COSMETICS,ETC.	3 818	11 968	7 230	782 GOODS,SPCL TRANSPORT VEH	14 361	18 216	10 971
554 SOAP,CLEANERS,POLISH,ETC.	38 226	16 299	9 856	783 ROAD MOTOR VEHICLES NES	1 476	2 530	1 543
562 FERTILIZER,EXCEPT GRP272	28 320	2 110	1 272	784 PARTS,TRACTORS,MOTOR VEH	47 128	103 447	62 467
571 POLYMERS OF ETHYLENE	29 600	4 974	3 012	785 CYCLES,MOTORCYCLES ETC.	2 133	10 473	6 328
572 POLYMERS OF STYRENE	11 549	3 145	1 899	786 TRAILERS,SEMI-TRAILR,ETC	14 813	9 094	5 472
573 POLYMERS,VINYL CHLORIDE	20 027	4 190	2 536	791 RAILWAY VEHICLES.EQUIPNT	4 573	26 411	15 961
574 POLYACETAL,POLYCARBONATE	37 190	14 854	9 001	792 AIRCRAFT,ASOCTD.EQUIPNT	61	5 546	3 353
575 OTH.PLASTIC,PRIMARY FORM	141 465	55 666	33 709	793 SHIP,BOAT,FLDPT,STRUCTRS	160 086	170 378	104 014
581 PLASTIC TUBE,PIPE,HOSE	3 680	11 860	7 153	800 CPL IND PLANT CHAP 90/94	61	5 418	3 275
582 PLASTIC PLATE,SHEETS,ETC	51 520	45 811	27 785	811 PREFABRICATED BUILDINGS	309	375	230
583 MONOFILAMENT OF PLASTICS	2 113	2 117	1 277	812 PLUMBNG,SANITRY,EQPT,ETC	784	787	727
591 INSECTICIDES, ETC.	18 498	17 761	10 660	813 LIGHTNG FIXTURES ETC.NES	4 020	11 620	7 025
592 STARCHES,INULIN,ETC.	41 717	10 012	6 059	821 FURNITURE,CUSHIONS,ETC.	9 182	10 985	6 650
593 EXPLOSIVES,PYROTECHNICS	147	625	376	831 TRUNK,SUIT-CASES,BAG,ETC	146	1 034	612
597 PREPRO ADDITIVES,LIQUIDS	22 238	8 983	5 454	841 MENS,BOYS CLOTHING,X-KNIT	32	437	262
598 MISC.CHEMICAL PROOTS.NES	95 022	51 190	30 922	842 WOMEN,GIRL CLOTHING,XKNIT	405	10 695	6 499
611 LEATHER	1 635	1 271	761	844 WOMEN,GIRLS CLOTHING.KNIT	20	407	245
612 MANUFACT.LEATHER ETC.NES	33	321	194	845 OTHR.TEXTILE APPAREL,NES	124	2 631	1 578
621 MATERIALS OF RUBBER	10 471	6 877	4 141	846 CLOTHING ACCESSRS,FABRIC	379	2 304	1 390
625 RUBBER TYRES,TUBES,ETC.	14 659	11 325	6 852	848 CLOTHING,NONXTL;HEADGEAR	95	1 084	647
629 ARTICLES OF RUBBER, NES	8 960	15 841	9 580	851 FOOTWEAR	967	6 820	4 093
633 CORK MANUFACTURES	60	387	234	871 OPTICAL INSTRUMENTS,NES	238	7 350	4 443
634 VENEERS, PLYWOOD, ETC.	5 889	3 196	1 926	872 MEDICAL INSTRUMENTS NES	1 771	38 428	23 236
635 WOOD MANUFACTURES, NES	451	551	334	873 METERS,COUNTERS,NES	473	5 248	3 159
641 PAPER AND PAPERBOARD	739 090	139 791	84 412	874 MEASURE,CONTROL INSTRMNT	6 351	113 449	68 749
642 PAPER,PAPERBOARD,CUT ETC	60 490	24 313	14 715	881 PHOTOGRAPH APPAR.ETC.NES	1 068	14 768	8 928
651 TEXTILE YARN	17 130	18 239	11 017	882 PHOTO.CINEMATOGRPH.SUPPL	28 143	37 083	22 391
652 COTTON FABRICS, WOVEN	1 233	4 037	2 430	884 OPTICAL GOODS NES	556	15 612	9 429
653 FABRICS,MAN-MADE FIBRES	3 084	14 935	9 002	885 WATCHES AND CLOCKS	915	8 432	5 093
654 OTH.TEXTILE FABRIC,WOVEN	668	3 466	2 090	891 ARMS AND AMMUNITION	311	1 251	763
655 KNIT,CROCHET,FABRIC NES	432	1 739	1 051	892 PRINTED MATTER	9 877	24 890	15 063
656 TULLE,LACE,EMBROIDRY,ETC	1 161	2 911	1 767	893 ARTICLES,NES,OF PLASTICS	47 095	42 709	25 802
657 SPECIAL YARN,XTXL,FABRIC	7 658	18 586	11 210	894 BABY CARRIAGE,TOYS,GAMES	2 749	6 308	3 759
658 TEXTILE ARTICLES NES	399	1 836	1 116	895 OFFICE,STATIONERY SUPPLS	4 316	12 083	7 301
659 FLOOR COVERINGS, ETC.	623	1 137	688	896 WORKS OF ART,ANTIQUE ETC	22	2 452	1 442
661 LIME,CEMENT,CONSTR.MATRL	314	123	73	897 GOLD,SILVERWARE,JEWEL NES	32	9 016	5 414
662 CLAY,REFRCT,CONSTR.MATRL	57 806	10 045	6 089	898 MUSICAL INSTRUMENTS,ETC.	12 925	31 429	19 019
663 MINERAL MANUFACTURES,NES	22 758	18 396	11 112	899 MISC MANUCTRD GOODS NES	2 544	13 170	7 962
664 GLASS	111 019	17 210	10 420	971 GOLD,NONMONTY EXCL ORES		172	100
665 GLASSWARE	14 280	12 878	7 797				
666 POTTERY	2 023	3 923	2 390	PAPUA NEW G			
667 PEARLS,PRECIOUS STONES				IMPORTS	1 928 124	249 361	151 285
671 PIG IRON,SPIEGELEISEN,ETC	12 199	3 145	1 902				
672 INGOTS ETC.IRON OR STEEL	11 675	3 150	1 935				
673 FLAT-ROLLED IRON ETC.	11 429	1 845	1 106	071 COFFEE,COFFEE SUBSTITUTE	273 315	76 309	45 860
674 FLAT-ROLLED PLATED IRON	8 106	1 777	1 072	072 COCOA	108 889	19 675	11 902
675 FLAT-ROLLED, ALLOY STEEL	131 910	36 311	21 817	074 TEA AND MATE	736	172	105
676 IRON,STL.BAR,SHAPES ETC.	28 214	7 804	4 742	075 SPICES	378	202	123
678 WIRE OF IRON OR STEEL	1 656	702	418	081 ANIMAL FEED STUFF	5 007	125	76
679 TUBES,PIPES,ETC.IRON,STL	33 098	9 086	5 504	223 OILSEED(OTH.FIX.VEG.OIL)	186 992	11 431	6 898
681 SILVER,PLATINUM,ETC.	85	2 120	1 278	231 NATURAL RUBBER, ETC.	19 128	2 760	1 670
682 COPPER	21 039	14 804	8 946	248 WOOD, SIMPLY WORKED	321	118	72
683 NICKEL	1 670	4 322	2 600	283 COPPER ORES,CONCENTRATES	1 218 810	130 257	79 557
684 ALUMINIUM	22 009	18 774	11 338	291 CRUDE ANIMAL MATERLS.NES		69	42
685 LEAD	1 026	133	78	422 FIXED VEG.FAT,OILS,OTHER	99 782	7 096	4 292
686 ZINC	1 679	655	400	431 ANIMAL VEG.FATS,OILS,NES	14 329	576	339
689 MISC.NON-FERR.BASE METAL	10 679	4 442	2 679	896 WORKS OF ART,ANTIQUE ETC	4	144	88
691 METALLIC STRUCTURES NES	7 976	9 296	5 563				
692 CONTAINERS,STORAGE,TRNSP	9 176	8 138	4 943	EXPORTS	40 055	13 864	8 316
693 WIRE PRODUCTS EXCL.ELECT	1 623	1 514	915				
694 NAILS,SCREWS,NUTS,ETC.	5 786	6 898	4 146	278 OTHER CRUDE MINERALS	28 884	781	470
695 TOOLS	6 611	27 363	16 512	334 PETROLEUM PRODUCTS	1 010	67	40
696 CUTLERY	908	6 346	3 822	523 METAL.SALTS,INORGAN.ACID	323	61	36
697 HOUSEHOLD EQUIPMENT,NES	2 401	3 791	2 289	533 PIGMENTS, PAINTS, ETC.	241	76	45
699 MANUFACTS.BASE METAL,NES	54 977	76 883	46 345	541 MEDICINES,ETC.EXC.GRPS42	2	54	32
700 CPL IND PLANT (84/85/87)	3	419	260	542 MEDICAMENTS	35	350	209
711 STEAM GENER. BOILERS,ETC.	132	345	211	575 OTH.PLASTIC,PRIMARY FORM	110	115	70
712 STEAM TURBINES	75	2 723	1 630	598 MISC.CHEMICAL PROOTS.NES	174	82	50
713 INTRNL COMBUS PSTN ENGIN	25 724	82 986	50 271	629 ARTICLES OF RUBBER, NES	48	223	134
714 ENGINES,MOTORS NON-ELECT	59	6 022	3 565	641 PAPER AND PAPERBOARD	1 028	305	185
716 ROTATING ELECTRIC PLANT	9 884	26 181	15 838	662 CLAY,REFRCT,CONSTR.MATRL	1 942	351	215
718 OTH.POWR.GENRTNG.MACHNRY	1 230	5 962	3 613	663 MINERAL MANUFACTURES,NES	33	130	78
721 AGRIC.MACHINES,EX,TRACTR	12 824	18 371	11 028	695 TOOLS	207	219	130
722 TRACTORS	35 207	37 624	22 816	699 MANUFACTS.BASE METAL,NES	48	68	40
723 CIVIL ENGINEERING EQUIPT	54 641	77 705	47 008	711 STEAM GENER. BOILERS,ETC.	214	366	226
724 TEXTILE,LEATHER MACHINES	14 274	61 893	37 308	713 INTRNL COMBUS PSTN ENGIN	22	89	52
725 PAPER,PULP MILL MACHINES	3 875	18 114	10 763	718 OTH.POWR.GENRTNG.MACHNRY	4	164	100

7 IMPORTS AND EXPORTS (SPECIAL TRADE) BY COUNTRIES OF PRODUCTION AND CONSUMPTION AND BY GROUPS OF THE SITC-REV. III 1993

GROUP DESCRIPTION	DT = 100 KG	1 000 DM	1 000 \$	GROUP DESCRIPTION	DT = 100 KG	1 000 DM	1 000 \$
723 CIVIL ENGINEERING EQUIPT	177	183	107	728 OTH.MACH,PTS,SPCL INDUST	117	186	114
726 PRINTNG,BOOKBINDNG MACHS	338	1 535	930	735 PARTS,NES, FOR MACH-TOOLS	3	81	50
727 FOOD-PROCESS.MCH.NON DOM	57	240	145	741 HEATING,COOLNG EQUIP,PART	10	68	42
728 OTH.MACH,PTS,SPCL INDUST	198	238	140	743 PUMPS NES,CENTRIFUGS ETC	28	116	66
741 HEATING,COOLNG EQUIP,PART	40	178	107	744 MECHANICAL HANDLING EQUIP	104	127	78
743 PUMPS NES,CENTRIFUGS ETC	10	63	36	745 OTH.NONELEC MCH,TOOL,NES	86	750	457
744 MECHANICAL HANDLING EQUIP	116	215	126	747 TAPS,COCKS,VALVES,ETC.	36	159	94
745 OTH.NONELEC MCH,TOOL,NES	248	1 731	1 046	752 AUTOMATC.DATA PROC.EQUIP	62	1 324	800
748 TRANSMISSIONS SHAFTS ETC	125	333	203	759 PARTS, FOR OFFICE MACHINS	10	294	182
749 NON-ELECT MACH,PARTS,ETC	47	216	128	764 TELECOMM.EQUIP,PARTS NES	102	1 642	986
763 SOUND RECORDER,PHONOGRPH	74	74	44	771 ELECT POWER MACHNY,PARTS	216	2 034	1 217
764 TELECOMM.EQUIP,PARTS NES	70	1 114	649	772 ELEC.SWITCH,RELAY,CIRCUIT	122	1 858	1 128
772 ELEC.SWITCH,RELAY,CIRCUIT	10	65	41	773 ELECTR.DISTRIB.EQPT NES	171	159	92
778 ELECTRIC.MACH.APPART,NES	8	288	179	774 ELECTRO-MEDCL,XRAY EQUIP	1	62	36
781 PASS.MOTOR VEHCLS.EX.BUS	136	681	415	776 TRANSISTORS,VALVES,ETC.	1	128	76
782 GOODS,SPCL TRANSPORT VEH	64	77	47	778 ELECTRIC.MACH.APPART,NES	326	1 154	697
784 PARTS,TRACTORS,MOTOR VEH	330	353	206	781 PASS.MOTOR VEHCLS.EX.BUS	109	271	166
786 TRAILERS,SEMI-TRAILR,ETC	599	564	330	784 PARTS,TRACTORS,MOTOR VEH	268	1 082	687
792 AIRCRAFT,ASSOCTO.EQUIPNT		305	187	785 CYCLES,MOTORCYCLES ETC.	8	76	44
813 LIGHTNG FIXTURES ETC,NES	129	215	129	793 SHIP,BOAT,FLOAT,STRUCTRS	91	253	155
821 FURNITURE,CUSHIONS,ETC.	98	74	45	813 LIGHTNG FIXTURES ETC,NES	44	84	52
872 MEDICAL INSTRUMENTS NES	17	116	68	821 FURNITURE,CUSHIONS,ETC.	118	298	179
874 MEASURE,CONTROL INSTRMNT	2	96	59	831 TRUNK,SUIT-CASES,BAG,ETC	134	834	510
891 ARMS AND AMMUNITION	3	57	34	841 MENS,BOYS CLOTHING,X-KNIT	38	251	149
892 PRINTED MATTER	91	216	128	843 MENS,BOYS CLOTHING,KNIT	20	128	76
896 WORKS OF ART,ANTIQUE ETC		178	104	844 WOMEN,GIRLS CLOTHING,KNIT	7	71	44
				845 OTHR.TEXTILE APPAREL,NES	97	762	457
AUST OCEANIA				848 CLOTHNG,NONTXTL;HEADGEAR	53	281	173
IMPORTS	295	259	153	851 FOOTWEAR	10	62	37
892 PRINTED MATTER	1	54	34	872 MEDICAL INSTRUMENTS NES	68	1 129	684
EXPORTS	6 011	3 889	2 359	873 METERS,COUNTERS,NES	49	672	403
112 ALCOHOLIC BEVERAGES	581	266	161	874 MEASURE,CONTROL INSTRMNT	71	1 357	806
659 FLOOR COVERINGS, ETC.	384	233	140	881 PHOTOGRAPH APPAR,ETC,NES		76	46
745 OTH.NONELEC MCH,TOOL,NES	37	130	77	884 OPTICAL GOODS NES	4	115	71
747 TAPS,COCKS,VALVES,ETC.	14	57	35	892 PRINTED MATTER	155	272	170
772 ELEC.SWITCH,RELAY,CIRCUIT	21	237	150	893 ARTICLES,NES,OF PLASTICS	793	654	395
842 WOMEN,GIRL CLOTHNG,XKNIT	3	67	42	894 BABY CARRIAGE,TOYS,GAMES	368	403	239
893 ARTICLES,NES,OF PLASTICS	4 510	2 524	1 535	896 WORKS OF ART,ANTIQUE ETC	19	294	172
				897 GOLD,SILVERWARE,JEWL,NES	8	501	307
				898 MUSICAL INSTRUMENTS,ETC.	4	501	300
				899 MISC MANUFCTRD GOODS NES	8	270	166
NAURU				EXPORTS	680 618	543 088	327 946
IMPORTS	16	63	40	024 CHEESE AND CURD	206	192	114
EXPORTS	4 853	1 417	836	037 FISH ETC.PRPD,PRSD,NES	11	52	30
048 CEREAL PREPARATIONS	30	64	39	048 CEREAL PREPARATIONS	478	213	129
098 EDIBLE PROD.PREPRNTS,NES	50	63	39	056 VEGETABLES,PRPD,PRSD,NES	503	441	270
893 ARTICLES,NES,OF PLASTICS	4 457	1 156	676	062 SUGAR CONFECTIONERY	213	99	59
				071 COFFEE,COFFEE SUBSTITUTE	1 836	1 054	637
NEW ZEALAND				072 COCOA	185	75	44
IMPORTS	1 650 640	611 700	369 471	073 CHOCOLATE,OTH.COCOA PREP	833	793	475
001 LIVE ANIMALS	28	237	144	075 SPICES	76	69	42
011 BOVINE MEAT	1 700	2 207	1 323	081 ANIMAL FEED STUFF	295	242	144
012 OTHER MEAT, MEAT OFFAL	300 019	202 793	123 048	098 EDIBLE PROD.PREPRNTS,NES	2 128	1 361	827
022 MILK AND CREAM	1 491	1 104	657	111 NON-ALCOHOL BEVERAGE,NES	879	275	168
024 CHEESE AND CURD	19 971	6 853	4 097	112 ALCOHOLIC BEVERAGES	4 427	1 562	954
034 FISH,FRESH,CHILLED,FROZEN	6 392	4 683	2 833	222 OILSEED(SFT, FIX VEG,OIL)	394	55	33
036 CRUSTACEANS,MOLLUSCS ETC	3 494	1 847	1 112	232 SYNTHETIC RUBBER, ETC.	129	54	32
037 FISH ETC.PRPD,PRSD,NES	108	114	71	251 PULP AND WASTE PAPER	239	58	34
054 VEGETABLES	212 911	15 331	9 380	266 SYNTHETIC FIBRES	742	377	224
057 FRUIT,NUTS EXCL.OIL NUTS	756 839	156 928	94 249	267 OTHER MAN-MADE FIBRES	357	132	78
058 FRUIT,PRESERVED,PREPARED	11 083	2 562	1 557	268 WOOL, OTHER ANIMAL HAIR	94	61	36
059 FRUIT, VEGETABLE JUICES	715	262	157	278 STONE, SAND AND GRAVEL	13 637	894	421
061 SUGARS,MOLASSES,HONEY	5 360	1 382	840	279 OTHER CRUDE MINERALS	65 494	694	421
071 COFFEE,COFFEE SUBSTITUTE	352	70	43	292 CRUDE VEG.MATERIALS, NES	622	789	477
112 ALCOHOLIC BEVERAGES	198	154	93	335 PETROLEUM PRODUCTS	4 003	533	322
211 HIDES,SKINS(EX.FURS),RAW	1 614	947	579	342 RESIDUAL PETROL.PRODUCTS	405	64	39
212 FURSKINS, RAW	50	332	196	431 ANIMAL,VEG.FATS,OILS,NES	7 319	805	474
223 OILSEED(OTH.FIX.VEG.OIL)	822	207	125	511 HYDROCARBONS,NES,DERIVTS	427	133	80
248 WOOD, SIMPLY WORKED	361	71	45	512 ALCOHOL,PHENOL,ETC.DERIV	2 062	567	339
251 PULP AND WASTE PAPER	1 026	50	30	513 CARBOXYLIC ACIDS,DERIVTS	11 593	1 862	1 122
268 WOOL, OTHER ANIMAL HAIR	115 371	61 839	37 375	514 NITROGEN-FUNCT.COMPOUNDS	5 800	2 417	1 452
291 CRUDE ANIMAL MATERLS,NES	41 463	32 492	19 681	515 ORGANO-INORGANIC COMPNDS	1 928	2 969	1 801
292 CRUDE VEG.MATERIALS, NES	11 339	6 168	3 731	516 OTHER ORGANIC CHEMICALS	1 885	1 842	1 106
411 ANIMAL OILS AND FATS	7 957	1 193	722	522 INORGANIC CHEM.ELEMENTS	10 363	2 949	1 766
431 ANIMAL VEG.FATS,OILS,NES	211	119	70	523 METAL.SALTS, INORGAN.ACID	20 872	2 088	1 256
511 HYDROCARBONS,NES,DERIVTS	183	79	46	524 OTHER CHEMICAL COMPOUNDS	419	208	125
512 ALCOHOL,PHENOL,ETC.DERIV	3	52	30	531 SYNTH.COLOURS,LAKES,ETC.	4 377	9 326	5 621
513 CARBOXYLIC ACIDS,DERIVTS	122	634	373	532 DYEING,TANNING MATERIALS	7 603	1 844	1 112
516 OTHER ORGANIC CHEMICALS	3	60	36	533 PIGMENTS, PAINTS, ETC.	7 047	6 096	3 685
541 MEDICINES,ETC.EXC.GRPS42	48	1 310	782	541 MEDICINES,ETC.EXC.GRPS42	1 181	7 581	4 552
553 PERFUMERY,COSMETICS,ETC.	18	59	32	542 MEDICAMENTS	1 279	16 005	9 668
582 PLASTIC PLATE,SHEETS,ETC	911	691	423	551 ESSNTL.OIL,PERFUME,FLAVR	276	740	443
592 STARCHES,INULIN,ETC.	112 338	71 693	43 111	553 PERFUMERY,COSMETICS,ETC.	313	755	475
611 LEATHER	50	130	82	554 SOAP,CLEANERS,POLISH,ETC	16 772	4 309	2 611
613 FURSKINS,TANNED,DRESSED	918	3 519	2 127	562 FERTILIZER,EXCEPT GRP272	4 457	694	419
629 ARTICLES OF RUBBER, NES	73	350	211	571 POLYMERS OF ETHYLENE	6 279	681	410
641 PAPER AND PAPERBOARD	5 334	471	287	572 POLYMERS OF STYRENE	17 284	2 973	1 785
651 TEXTILE YARN	81	97	59	573 POLYMERS,VINYL CHLORIDE	1 566	634	385
658 TEXTILE ARTICLES NES	51	453	276	574 POLYACETAL,POLYCARBONATE	13 593	5 428	3 278
667 PEARLS,PRECIOUS STONES				575 OTH.PLASTIC,PRIMARY FORM	14 654	8 744	5 268
674 FLAT-ROLLED PLATED IRON	19 152	1 432	872	581 PLASTIC TUBE,PIPE,HOSE	395	1 523	918
684 ALUMINIUM	29	266	161	582 PLASTIC PLATE,SHEETS,ETC	14 918	9 325	5 652
695 TOOLS	61	447	289	583 MONOFILAMENT OF PLASTICS	1 463	1 195	725
699 MANUFACTS.BASE METAL,NES	1 570	672	408	591 INSECTICIDES, ETC.	6 396	10 318	6 291
716 ROTATING ELECTRIC PLANT	14	48	30	592 STARCHES,INULIN,ETC.	2 751	842	512
718 OTH.POWER GENRTNG MACHNRY	15	48	30	593 EXPLOSIVES,PYROTECHNICS	58	249	149
721 AGRIC.MACHINES,EX.TRACTR	1 291	1 786	1 085	597 PREPRD ADDITIVES,LIQUIDS	5 784	2 050	1 235
724 TEXTILE,LEATHER MACHINES	36	78	46	598 MISC.CHEMICAL PRODTS,NES	26 385	11 366	6 876
726 PRINTNG,BOOKBINDNG MACHS	152	101	59	611 LEATHER	80	60	34
727 FOOD-PROCESS.MCH.NON DOM	82	251	151	612 MANUFACT. LEATHER ETC,NES	4	98	58
				621 MATERIALS OF RUBBER	1 255	693	417
				625 RUBBER TYRES,TUBES,ETC.	1 118	980	587
				629 ARTICLES OF RUBBER, NES	709	2 701	1 631
				633 CORK MANUFACTURES	19	105	65
				634 VENEERS, PLYWOOD, ETC.	844	352	211
				635 WOOD MANUFACTURES, NES	235	83	50

7 IMPORTS AND EXPORTS (SPECIAL TRADE) BY COUNTRIES OF PRODUCTION AND CONSUMPTION AND BY GROUPS OF THE SITC-REV. III 1993

GROUP DESCRIPTION	DT = 100 KG	1 000 DM	1 000 \$	GROUP DESCRIPTION	DT = 100 KG	1 000 DM	1 000 \$
641 PAPER AND PAPERBOARD	145 611	28 831	17 428	896 WORKS OF ART,ANTIQUE ETC	5	918	556
642 PAPER,PAPERBOARD,CUT ETC	10 097	3 710	2 233	897 GOLD,SILVERWARE,JEWEL NES		173	105
651 TEXTILE YARN	896	2 160	1 306	898 MUSICAL INSTRUMENTS,ETC.	752	3 306	2 002
652 COTTON FABRICS, WOVEN	408	1 465	879	899 MISC MANUFACTURED GOODS NES	217	1 062	649
653 FABRICS,MAN-MADE FIBRES	1 696	6 951	4 208				
654 OTH.TEXTILE FABRIC,WOVEN	380	1 500	900	SOLOMON IS			
655 KNIT,CROCHET,FABRIC NES	780	1 735	1 048				
656 TULLE,LACE,EMBROIDRY,ETC	56	192	117	IMPORTS	56 362	5 582	3 362
657 SPECIAL YARN,TXTL.FABRIC	835	2 474	1 506				
658 TEXTILE ARTICLES NES	125	271	168	072 COCOA	10 298	1 920	1 150
659 FLOOR COVERINGS, ETC.	43	172	104	422 FIXED VEG.FAT,OILS,OTHER	45 973	3 468	2 096
662 CLAY,REFRCT.CONSTR.MATRL	6 969	1 273	762				
663 MINERAL MANUFACTURES,NES	1 532	1 973	1 186	EXPORTS	5 485	1 651	999
664 GLASS	12 355	1 882	1 136				
665 GLASSWARE	3 080	1 773	1 067	061 SUGARS,MOLASSES,HONEY	1 723	80	48
666 POTTERY	590	1 115	680	098 EDIBLE PROD.PREPRNS,NES	76	57	34
667 PEARLS,PRECIOUS STONES				699 MANUFACTS.BASE METAL,NES	68	63	38
671 PIG IRON,SPIEGELEISN,ETC	686	189	114	727 FOOD-PROCESS.MCH.NON DOM	8	67	40
672 INGOTS ETC.IRON OR STEEL	142	54	33	741 HEATING,COOLING EQUIP,PART	14	61	37
673 FLAT-ROLLED IRON ETC.	563	121	74	743 PUMPS NES,CENTRIFUGS ETC	15	69	42
674 FLAT-ROLLED PLATED IRON	2 914	470	282	745 OTH.NONELEC MCH,TOOL,NES	19	209	124
675 FLAT-ROLLED, ALLOY STEEL	4 773	1 419	848	874 MEASURE,CONTROL INSTRMNT		178	107
676 IRON,STL.BAR,SHAPES ETC.	6 179	2 276	1 376	892 PRINTED MATTER	31	138	83
678 WIRE OF IRON OR STEEL	1 045	324	194	893 ARTICLES,NES,OF PLASTICS	123	76	46
679 TUBES,PIPES,ETC.IRON,STL	1 300	994	603				
681 SILVER,PLATINUM,ETC.	1	53	30	TUVALU			
682 COPPER	6 179	4 068	2 456				
683 NICKEL	86	151	90	IMPORTS	5	204	121
684 ALUMINIUM	6 508	4 331	2 614				
689 MISC.NON-FERR.BASE METAL	283	148	92	896 WORKS OF ART,ANTIQUE ETC		161	95
691 METALLIC STRUCTURES NES	538	467	276				
692 CONTAINERS,STORAGE,TRNSP	294	331	195	EXPORTS	214	798	474
693 WIRE PRODUCTS EXCL.ELECT	533	406	242				
694 NAILS,SCREWS,NUTS,ETC.	613	360	360	776 TRANSISTORS,VALVES,ETC.	55	463	271
695 TOOLS	1 345	3 952	2 392				
696 CUTLERY	191	1 184	695	NEW CALEDON			
697 HOUSEHOLD EQUIPMENT,NES	387	1 760	459				
699 MANUFACTS.BASE METAL,NES	5 134	6 119	3 669	IMPORTS	128 821	44 154	26 821
712 STEAM TURBINES	2	130	80				
713 INTRNL COMBUS PSTN ENGIN	573	2 999	1 821	671 PIG IRON,SPIEGELEISN,ETC	128 775	44 096	26 785
714 ENGINES,MOTORS NON-ELECT	1 2	203	119				
716 ROTATING ELECTRIC PLANT	1 751	3 025	1 835	EXPORTS	35 161	36 035	21 729
718 OTH.PWR.GENRTNG.MACHNRY	87	284	171				
721 AGRIC.MACHINES,EX.TRACTR	6 730	8 723	5 206	054 VEGETABLES	36	60	35
722 TRACTORS	15 578	13 797	8 336	061 SUGARS,MOLASSES,HONEY	5 352	239	146
723 CIVIL ENGINEERING EQUIPT	3 062	3 578	2 150	553 PERFUMERY,COSMETICS,ETC.	29	62	40
724 TEXTILE,LEATHER MACHINES	1 645	6 838	4 116	582 PLASTIC PLATE,SHEETS,ETC	293	201	121
725 PAPER,PULP MILL MACHINES	673	4 149	2 557	583 MONOFILAMENT OF PLASTICS	65	56	32
726 PRINTNG,BOOKBINDNG MACHS	2 740	15 071	9 141	598 MISC.CHEMICAL PRODS,NES	313	83	47
727 FOOD-PROCESS.MCH.NON DOM	328	3 707	2 243	621 MATERIALS OF RUBBER	367	267	163
728 OTH.MACH,PTS,SPCL INDUST	19 618	29 200	17 590	625 RUBBER TYRES,TUBES,ETC.	712	514	315
731 METAL REMOVAL WORK TOOLS	434	1 786	1 062	629 ARTICLES OF RUBBER, NES	56	131	78
733 MACH-TOOLS,METAL-WORKING	72	680	404	634 VENEERS, PLYWOOD, ETC.	288	153	91
735 PARTS,NES,FOR MACH-TOOLS	76	626	377	641 PAPER AND PAPERBOARD	1 447	280	170
737 METALWORKING MACHNRY NES	389	941	568	651 TEXTILE YARN	22	57	33
741 HEATING,COOLING EQUIP,PART	3 537	8 714	5 303	653 FABRICS,MAN-MADE FIBRES	32	76	47
742 PUMPS FOR LIQUIDS,PARTS	2 074	5 526	3 330	657 SPECIAL YARN,TXTL.FABRIC	21	314	190
743 PUMPS NES,CENTRIFUGS ETC	2 634	8 936	5 431	662 CLAY,REFRCT.CONSTR.MATRL	2 112	370	227
744 MECHANICAL HANDLING EQUIP	1 049	2 774	1 673	663 MINERAL MANUFACTURES,NES	508	204	119
745 OTH.NONELEC MCH,TOOL,NES	2 457	14 008	8 499	664 GLASS	393	84	48
746 BALL OR ROLLER BEARINGS	336	429	257	666 POTTERY	43	74	45
747 TAPS,COCKS,VALVES,ETC.	1 012	5 519	3 319	691 METALLIC STRUCTURES NES	7 952	2 572	1 567
748 TRANSMISSIONS SHAFTS ETC	1 848	3 672	2 213	694 NAILS,SCREWS,NUTS,ETC.	105	132	79
749 NON-ELECT MACH,PARTS,ETC	1 040	3 778	2 276	695 TOOLS	42	155	87
751 OFFICE MACHINES	448	1 710	1 031	697 HOUSEHOLD EQUIPMENT,NES	270	193	121
752 AUTOMATC.DATA PROC.EQUIP	154	2 524	1 527	699 MANUFACTS.BASE METAL,NES	328	536	319
759 PARTS,FOR OFFICE MACHINES	17	608	366	713 INTRNL COMBUS PSTN ENGIN	22	86	50
762 RADIO-BROADCAST RECEIVER	5	64	39	722 TRACTORS	177	175	105
763 SOUND RECORDER,PHONOGRPH	145	795	482	723 CIVIL ENGINEERING EQUIPT	60	143	86
764 TELECOMM.EQUIP,PARTS NES	102	2 348	1 409	724 TEXTILE,LEATHER MACHINES	14	79	49
771 ELECT POWER MACHNRY,PARTS	218	1 979	1 201	725 PAPER,PULP MILL MACHINES	16	83	49
772 ELEC.SWITCH.RELAY.CIRCUIT	1 944	11 977	7 249	726 PRINTNG,BOOKBINDNG MACHS	139	802	484
773 ELECTR.DISTRIBT.EQPT NES	289	559	331	727 FOOD-PROCESS.MCH.NON DOM	33	336	208
774 ELECTRO-MEDCL,XRAY EQUIP	227	4 716	2 850	728 OTH.MACH,PTS,SPCL INDUST	69	156	92
775 DOM.ELEC, NON-ELEC.EQUIPT	4 804	9 662	5 860	741 HEATING,COOLING EQUIP,PART	67	188	112
776 TRANSISTORS,VALVES,ETC.		438	259	742 PUMPS FOR LIQUIDS,PARTS	212	344	202
778 ELECTRIC.MACH.APPART.NES	10 814	11 620	7 009	743 PUMPS NES,CENTRIFUGS ETC	83	553	333
781 PASS.MOTOR VEHCLS.EX.BUS	15 016	48 270	29 231	744 MECHANICAL HANDLING EQUIP	58	144	87
782 GOODS,SPCL TRANSPORT VEH	3 142	5 513	3 296	745 OTH.NONELEC MCH,TOOL,NES	103	492	298
783 ROAD MOTOR VEHICLES NES	395	666	393	747 TAPS,COCKS,VALVES,ETC.	26	213	126
784 PARTS,TRACTORS,MOTOR VEH	3 710	9 075	5 484	748 TRANSMISSIONS SHAFTS ETC	12	69	40
785 CYCLES,MOTORCYCLES ETC.	291	1 379	842	749 NON-ELECT MACH,PARTS,ETC	70	241	145
786 TRAILERS,SEMI-TRAILR,ETC	1 298	1 114	677	751 OFFICE MACHINES	57	157	97
792 AIRCRAFT,ASSTOCD.EQUIPNT	2	88	53	752 AUTOMATC.DATA PROC.EQUIP	5	94	57
793 SHIP,BOAT,FLOAT.STRUCTRS	25	141	87	764 TELECOMM.EQUIP,PARTS NES	43	183	114
812 PLUMBNG,SANITRY,EQPT.ETC	313	244	145	772 ELEC.SWITCH.RELAY.CIRCUIT	8	58	30
813 LIGHTNG FIXTURES ETC.NES	220	958	568	775 DOM.ELEC, NON-ELEC.EQUIPT	53	133	80
821 FURNITURE,CUSHIONS,ETC.	1 496	1 759	1 058	778 ELECTRIC.MACH.APPART.NES	77	486	284
831 TRUNK,SUIT-CASES,BAG,ETC	42	154	86	781 PASS.MOTOR VEHCLS.EX.BUS	7 530	16 941	10 235
841 MENS,BOYS CLOTHING,X-KNIT	11	194	117	782 GOODS,SPCL TRANSPORT VEH	1 651	2 207	1 334
842 WOMEN,GIRL CLOTHING,XKNIT	12	533	315	783 ROAD MOTOR VEHICLES NES	166	197	119
845 OTHR.TEXTILE APPAREL,NES	11	209	127	784 PARTS,TRACTORS,MOTOR VEH	439	1 580	948
846 CLOTHING ACCESSRS,FABRIC	82	397	241	813 LIGHTNG FIXTURES ETC.NES	48	79	46
848 CLOTHING,NONXTXL,HEADGEAR	168	236	147	821 FURNITURE,CUSHIONS,ETC.	59	64	38
851 FOOTWEAR	107	614	365	843 MENS,BOYS CLOTHING,KNIT	32	118	71
			330	851 FOOTWEAR	16	68	41
871 OPTICAL INSTRUMENTS,NES	17	550	2 218	871 OPTICAL INSTRUMENTS,NES		85	51
872 MEDICAL INSTRUMENTS NES	142	3 700	310	872 MEDICAL INSTRUMENTS NES	3	99	60
873 METERS,COUNTERS,NES	107	517	7 042	874 MEASURE,CONTROL INSTRMNT	10	164	95
874 MEASURE,CONTROL INSTRMNT	691	11 684	1 997	882 PHOTO.CINEMATOGPH.SUPPL	274	352	217
881 PHOTOGRAPH APPAR.ETC.NES	206	3 321	5 435	891 ARMS AND AMMUNITION	13	122	74
882 PHOTO.CINEMATOGPH.SUPPL	3 915	8 993	1 589	892 PRINTED MATTER	44	127	75
884 OPTICAL GOODS NES	16	2 638	1 589	893 ARTICLES,NES,OF PLASTICS	122	197	120
885 WATCHES AND CLOCKS	234	1 997	1 201	895 OFFICE,STATIONERY SUPPLS	63	361	218
891 ARMS AND AMMUNITION	116	3 304	2 002	897 GOLD,SILVERWARE,JEWEL NES		106	66
892 PRINTED MATTER	1 847	3 302	4 036	898 MUSICAL INSTRUMENTS,ETC.	4	49	31
893 ARTICLES,NES,OF PLASTICS	7 925	6 721	738				
894 BABY CARRIAGE,TOYS,GAMES	355	1 221	1 385				
895 OFFICE,STATIONERY SUPPLS	557	2 315					

7 IMPORTS AND EXPORTS (SPECIAL TRADE) BY COUNTRIES OF PRODUCTION AND CONSUMPTION AND BY GROUPS OF THE SITC-REV. III 1993

GROUP DESCRIPTION	DT = 100 KG	1 000 DM	1 000 \$	GROUP DESCRIPTION	DT = 100 KG	1 000 DM	1 000 \$
AM OCEANIA				747 TAPS,COCKS,VALVES,ETC.	45	139	83
IMPORTS	32 781	4 776	2 829	776 TRANSISTORS,VALVES,ETC.	25	175	102
037 FISH ETC.PREPO,PRSDV.NES	396	539	328	897 GOLD,SILVERWARE,JEWEL NES		184	113
057 FRUIT,NUTS EXCL.OIL NUTS	965	93	57	VANUATU			
081 ANIMAL FEED STUFF	9 999	243	149	IMPORTS	139 206	7 184	4 344
222 OILSEED(SFT.FIX VEG.OIL)	20 505	3 599	2 115	223 OILSEED(OTH.FIX.VEG.OIL)	139 099	7 007	4 236
662 CLAY,REFRCT.CONSTR.MATRL	403	47	30	292 CRUDE VEG.MATERIALS, NES	100	103	63
772 ELEC.SWITCH.RELAY.CIRCUIT	3	114	69	896 WORKS OF ART,ANTIQUE ETC		56	33
EXPORTS	27 894	5 218	3 124	EXPORTS	69	376	229
112 ALCOHOLIC BEVERAGES	364	67	41	743 PUMPS NES,CENTRIFUGS ETC	3	104	64
672 INGOTS ETC.IRON OR STEEL	24 690	1 030	607	TONGA			
691 METALLIC STRUCTURES NES	182	50	30	IMPORTS	26	283	175
713 INTRNL COMBUS PSTN ENGIN	76	825	489	EXPORTS	1 493	499	299
724 TEXTILE,LEATHER MACHINES	5	98	60	723 CIVIL ENGINEERING EQUIPT	126	123	76
742 PUMPS FOR LIQUIDS,PARTS	37	81	47	745 OTH.NONELEC MCH,TOOL,NES	16	68	42
781 PASS.MOTOR VEHCLS.EX.BUS	689	2 373	1 432	WEST SAMOA			
784 PARTS,TRACTORS,MOTOR VEH	38	195	118	IMPORTS	103	224	134
884 OPTICAL GOODS NES		83	51	961 COIN NONGOLD NONCURRENT	2	118	69
897 GOLD,SILVERWARE,JEWEL NES		54	34	EXPORTS	11 102	2 803	1 679
WALLIS FUTUN				061 SUGARS,MOLASSES,HONEY	6 871	328	201
IMPORTS	5	6	4	554 SOAP,CLEANERS,POLISH,ETC	419	202	123
EXPORTS	4	12	7	691 METALLIC STRUCTURES NES	45	76	46
KIRIBATI				718 OTH.POWR.GENRTNG.MACHNRY	46	655	385
IMPORTS	43 393	2 200	1 311	727 FOOD-PROCESS.MCH.NON DOM	30	288	170
223 OILSEED(OTH.FIX.VEG.OIL)	43 356	2 107	1 256	745 OTH.NONELEC MCH,TOOL,NES	30	87	52
843 MENS,BOYS CLOTHING,KNIT	30	69	42	772 ELEC.SWITCH.RELAY.CIRCUIT	71	451	264
EXPORTS	53	414	244	892 PRINTED MATTER	103	301	181
776 TRANSISTORS,VALVES,ETC.	43	357	209	FR POLYNESIA			
PITCAIRN				IMPORTS	18 271	2 938	1 771
IMPORTS	4	1	1	075 SPICES	26	335	206
EXPORTS	1	7	4	422 FIXED VEG.FAT,OILS,OTHER	18 081	1 465	884
N ZEAL OCEAN				667 PEARLS,PRECIOUS STONES		262	159
IMPORTS	7 881	2 486	1 509	897 GOLD,SILVERWARE,JEWEL NES			
034 FISH,FRESH,CHILLED,FROZN	35	49	30	EXPORTS	17 873	20 420	12 260
054 VEGETABLES	7 632	541	330	054 VEGETABLES	20	66	40
874 MEASURE,CONTROL INSTRMNT	3	208	125	058 FRUIT,PRESERVED,PREPARED	94	124	73
961 COIN NONGOLD NONCURRENT	21	1 358	832	062 SUGAR CONFECTIONERY	76	52	31
972 MONETARY GOLD,GOLD COINS		215	127	111 NON-ALCOHOL.BEVERAGE,NES	1 167	94	55
EXPORTS	11 639	6 502	3 961	533 PIGMENTS, PAINTS, ETC.	494	175	106
112 ALCOHOLIC BEVERAGES	199	67	42	553 PERFUMERY,COSMETICS,ETC.	38	151	82
278 OTHER CRUDE MINERALS	5 801	128	76	554 SOAP,CLEANERS,POLISH,ETC	273	96	58
721 AGRIC.MACHINES,EX.TRACTR	168	201	125	574 POLYACETAL,POLYCARBONATE	254	54	32
722 TRACTORS	5 074	5 577	3 401	581 PLASTIC TUBE,PIPE,HOSE	26	121	73
764 TELECOMM.EQUIP.PARTS NES	4	52	35	582 PLASTIC PLATE,SHEETS,ETC	864	370	222
773 ELECTR.DISTRIBT.EQPT NES	98	87	51	583 MONOFILAMENT OF PLASTICS	32	66	41
893 ARTICLES,NES,OF PLASTICS	50	50	30	625 RUBBER TYRES,TUBES,ETC.	74	62	35
FIJI				629 ARTICLES OF RUBBER, NES	47	82	49
IMPORTS	5 949	5 371	3 254	635 WOOD MANUFACTURES, NES	83	69	41
058 FRUIT,PRESERVED,PREPARED	967	499	298	641 PAPER AND PAPERBOARD	318	78	47
062 SUGAR CONFECTIONERY	987	344	207	642 PAPER,PAPERBOARD,CUT ETC	420	250	152
072 COCOA	1 556	278	167	651 TEXTILE YARN	35	60	37
292 CRUDE VEG.MATERIALS, NES	1 198	1 005	606	657 SPECIAL YARN,TXTL.FABRIC	59	77	48
841 MENS,BOYS CLOTHING,X-KNIT	263	985	600	662 CLAY,REFRCT.CONSTR.MATRL	598	67	41
845 OTHR.TEXTILE APPAREL,NES	847	2 021	1 235	663 MINERAL MANUFACTURES,NES	77	126	77
961 COIN NONGOLD NONCURRENT	3	97	57	664 GLASS	498	85	49
EXPORTS	42 588	5 626	3 384	665 GLASSWARE	167	90	55
061 SUGARS,MOLASSES,HONEY	2 100	90	55	666 POTTERY	44	56	35
278 OTHER CRUDE MINERALS	26 495	726	438	684 ALUMINIUM	48	82	50
421 FIXED VEG.FAT,OILS, SOFT	4 925	418	255	694 NAILS,SCREWS,NUTS,ETC.	38	61	33
514 NITROGEN-FUNCT.COMPOUNDS	225	60	37	695 TOOLS	34	114	61
522 INORGANIC CHEM.ELEMENTS	1 776	104	63	697 HOUSEHOLD EQUIPMENT,NES	42	98	59
551 ESSNTL.OIL,PERFUME,FLAVR	27	91	54	699 MANUFACTS.BASE METAL,NES	188	371	217
553 PERFUMERY,COSMETICS,ETC.	22	98	60	713 INTRNL COMBUS PSTN ENGIN	35	176	105
574 POLYACETAL,POLYCARBONATE	309	49	30	716 ROTATING ELECTRIC PLANT	11	90	53
592 STARCHES,INULIN,ETC.	309	111	65	723 CIVIL ENGINEERING EQUIPT	73	152	90
621 MATERIALS OF RUBBER	39	91	56	728 OTH.MACH,PTS,SPCL INDUST	185	906	549
641 PAPER AND PAPERBOARD	2 582	326	199	742 PUMPS FOR LIQUIDS,PARTS	17	81	47
651 TEXTILE YARN	38	95	59	743 PUMPS NES,CENTRIFUGS ETC	53	284	172
655 KNIT.CROCHET.FABRIC NES	11	65	39	744 MECHANICAL HANDLING EQUIP	78	161	100
662 CLAY,REFRCT.CONSTR.MATRL	1 156	171	105	745 OTH.NONELEC MCH,TOOL,NES	54	317	191
695 TOOLS	214	250	150	747 TAPS,COCKS,VALVES,ETC.	21	69	42
697 HOUSEHOLD EQUIPMENT,NES	11	68	40	749 NON-ELECT MACH.PARTS,ETC	28	114	68
723 CIVIL ENGINEERING EQUIPT	587	632	372	751 OFFICE MACHINES	14	52	31
724 TEXTILE,LEATHER MACHINES	2	70	41	764 TELECOMM.EQUIP.PARTS NES	14	55	32
728 OTH.MACH,PTS,SPCL INDUST	44	235	141	774 ELECTRO-MEDCL,XRAY EQUIP		69	42
731 METAL REMOVAL WORK TOOLS	2	64	37	775 DOM.ELEC,NON-ELEC.EQUIPT	52	130	77
741 HEATING,COOLING EQUIP,PART	19	55	33	778 ELECTRIC.MACH.APPART,NES	1 989	1 792	1 079
742 PUMPS FOR LIQUIDS,PARTS	19	59	36	781 PASS.MOTOR VEHCLS.EX.BUS	2 697	6 142	3 700
745 OTH.NONELEC MCH,TOOL,NES	18	89	56	782 GOODS,SPCL TRANSPORT VEH	1 098	1 438	859
				784 PARTS,TRACTORS,MOTOR VEH	388	1 404	844
				792 AIRCRAFT,ASSOCTD.EQUIPNT	1	114	69
				813 LIGHTING FIXTURES ETC,NES	19	58	35
				821 FURNITURE,CUSHIONS,ETC.	26	56	35
				831 TRUNK,SUIT-CASES,BAG,ETC	12	93	58
				872 MEDICAL INSTRUMENTS NES	7	171	104
				874 MEASURE,CONTROL INSTRMNT	5	97	59
				882 PHOTO.CINEMATOPH.SUPPL	79	111	67
				893 ARTICLES,NES,OF PLASTICS	330	260	155

7 IMPORTS AND EXPORTS (SPECIAL TRADE) BY COUNTRIES OF PRODUCTION AND CONSUMPTION AND BY GROUPS OF THE SITC-REV. III 1993

GROUP DESCRIPTION	DT = 100 KG	1 000 DM	1 000 \$	GROUP DESCRIPTION	DT = 100 KG	1 000 DM	1 000 \$
894 BABY CARRIAGE, TOYS, GAMES	21	99	60	713 INTRNL COMBUS PSTN ENGIN	102	83	51
896 OFFICE, STATIONERY SUPPLS	74	362	218	716 ROTATING ELECTRIC PLANT	173	210	128
897 GOLD, SILVERWARE, JEWEL NES		477	291	718 OTH. POWR, GENRTNG, MACHNRY	3	53	33
898 MUSICAL INSTRUMENTS, ETC.	17	160	100	721 AGRIC. MACHINES, EX. TRACTR	223	190	115
899 MISC MANUFCTRD GOODS NES	9	122	73	723 CIVIL ENGINEERING EQUIPT	576	177	111
MICRONESIA				724 TEXTILE, LEATHER MACHINES	50	102	61
IMPORTS	799	170	106	726 PRINTNG, BOOKBINDNG MACHS	63	57	37
054 VEGETABLES	799	170	106	728 OTH. MACH, PTS, SPCL INDUST	312	308	186
EXPORTS	135	38	22	735 PARTS, NES, FOR MACH-TOOLS	144	136	80
MARSHALL ISL				741 HEATING, COOLNG EQUIP, PART	145	195	117
IMPORTS	744	392	239	742 PUMPS FOR LIQUIDS, PARTS	38	82	50
625 RUBBER TYRES, TUBES, ETC.	742	360	219	743 PUMPS NES, CENTRIFUGS ETC	325	159	96
EXPORTS	53	116	71	744 MECHANICAL HANDLING EQUIP	304	179	108
591 INSECTICIDES, ETC.	50	86	51	745 OTH. NONELEC MCH, TOOL, NES	32	207	127
POLAR REG				746 BALL OR ROLLER BEARINGS	82	159	97
IMPORTS	384	3 048	1 861	747 TAPS, COCKS, VALVES, ETC.	50	146	90
764 TELECOMM. EQUIP, PARTS NES	1	60	37	748 TRANSMISSIONS SHAFTS ETC	94	132	80
776 TRANSISTORS, VALVES, ETC.		169	99	749 NON-ELECT MACH. PARTS, ETC	80	78	45
EXPORTS	59	648	379	752 AUTOMATC. DATA PROC. EQUIP	46	356	219
764 TELECOMM. EQUIP, PARTS NES		78	47	759 PARTS, FOR OFFICE MACHINS	19	404	251
776 ELECTRIC. MACH. APPART. NES	1	420	245	764 TELECOMM. EQUIP. PARTS NES	119	1 270	784
SHIPS SUPPL				771 ELECT POWER MACHNRY, PARTS	244	737	439
IMPORTS	218 672	189 664	114 421	772 ELEC. SWITCH. RELAY. CIRCUIT	183	670	415
334 PETROLEUM PRODUCTS	2 143	2 810	1 691	773 ELECTR DISTRIB. EQPT NES	187	134	82
EXPORTS	23 968 231	898 762	543 882	775 DOM. ELEC, NON-ELEC. EQUIPT	135	173	108
017 MEAT, OFFL. PRPD, PRSVD, NES	186	138	79	776 TRANSISTORS, VALVES, ETC.	16	548	326
022 MILK AND CREAM	1 344	103	62	778 ELECTRIC. MACH. APPART. NES	183	399	246
023 BUTTER, OTHER FAT OF MILK	524	339	204	781 PASS. MOTOR VEHCLS, EX. BUS	490	180	108
024 CHEESE AND CURD	460	247	146	784 PARTS, TRACTORS, MOTOR VEH	290	200	123
037 FISH ETC. PRPD, PRSVD, NES	83	86	51	785 CYCLES, MOTORCYCLES ETC.	438	118	72
048 CEREAL PREPARATIONS	1 136	256	150	786 TRAILERS, SEMI-TRAILR, ETC	652	89	54
056 VEGETABLES, PRPD, PRSVD, NES	2 416	141	83	811 PREFABRICATED BUILDINGS	1 273	87	53
061 SUGARS, MOLASSES, HONEY	2 493	117	69	813 LIGHTNG FIXTURES ETC. NES	263	133	79
062 SUGAR CONFECTIONERY	263	320	195	821 FURNITURE, CUSHIONS, ETC.	2 365	1 031	629
071 COFFEE, COFFEE SUBSTITUTE	71	211	127	841 MENS, BOYS CLOTHING, X-KNIT	40	555	348
073 CHOCOLATE, OTH. COCOA PREP	1 855	4 618	2 803	842 WOMEN, GIRL CLOTHING, X-KNIT	29	292	185
098 EDIBLE PROD. PREPRTNS, NES	800	578	342	844 WOMEN, GIRLS CLOTHING, KNIT	21	136	78
112 ALCOHOLIC BEVERAGES	10 313	13 678	8 283	845 OTHR. TEXTILE APPAREL, NES	63	522	322
122 TOBACCO, MANUFACTURED	1 672	25 448	15 433	846 CLOTHING ACCESSRS, FABRIC	11	183	113
334 PETROLEUM PRODUCTS	21 768 810	707 741	428 338	848 CLOTHING, NONTXLT; HEADGEAR	29	51	31
533 PIGMENTS, PAINTS, ETC.	326	168	98	851 FOOTWEAR	110	433	267
553 PERFUMERY, COSMETICS, ETC.	971	31 701	19 239	872 MEDICAL INSTRUMENTS NES	6	110	69
554 SOAP, CLEANERS, POLISH, ETC	5	58	36	874 MEASURE, CONTROL INSTRMNT	69	420	253
591 INSECTICIDES, ETC.	480	1 430	868	884 OPTICAL GOODS NES	4	59	36
629 ARTICLES OF RUBBER, NES	11	897	537	885 WATCHES AND CLOCKS	25	324	196
635 WOOD MANUFACTURES, NES	60	56	33	892 PRINTED MATTER	73	83	52
657 SPECIAL YARN, TXLT, FABRIC	50	117	73	893 ARTICLES, NES, OF PLASTICS	348	327	206
699 MANUFACTS. BASE METAL, NES	395	171	102	894 BABY CARRIAGE, TOYS, GAMES	245	339	208
772 ELEC. SWITCH. RELAY. CIRCUIT	5	66	40	895 OFFICE, STATIONERY SUPPLS	13	76	45
773 ELECTR DISTRIB. EQPT NES	14	52	30	896 WORKS OF ART, ANTIQUE ETC	12	98	59
831 TRUNK, SUIT-CASES, BAG, ETC	30	1 147	693	897 GOLD, SILVERWARE, JEWEL NES	3	154	93
846 CLOTHING ACCESSRS, FABRIC	5	2 651	1 599	898 MUSICAL INSTRUMENTS, ETC.	84	270	163
848 CLOTHING, NONTXLT; HEADGEAR	1	173	104	899 MISC MANUFCTRD GOODS NES	33	120	76
884 OPTICAL GOODS NES		151	92	961 COIN NONGOLD NONCURRENT	1	183	111
885 WATCHES AND CLOCKS	6	3 440	2 072	EXPORTS	3 417 257	677 257	406 686
896 OFFICE, STATIONERY SUPPLS	1	594	357	001 LIVE ANIMALS	312	429	260
897 GOLD, SILVERWARE, JEWEL NES		345	202	011 BOVINE MEAT	363	167	99
899 MISC MANUFCTRD GOODS NES	1	370	223	012 OTHER MEAT, MEAT OFFAL	1 000	197	118
UNID COUNTR				017 MEAT, OFFL. PRPD, PRSVD, NES	2 332	1 695	1 011
IMPORTS	96 614	21 970	13 411	022 MILK AND CREAM	9 299	1 828	1 106
054 VEGETABLES	924	61	38	023 BUTTER, OTHER FAT OF MILK	244	101	62
056 VEGETABLES, PRPD, PRSVD, NES	213	54	32	024 CHEESE AND CURD	1 808	1 180	708
071 COFFEE, COFFEE SUBSTITUTE	3 428	1 168	706	025 EGGS, BIRDS, YOLKS, ALBUMIN	1 778	328	196
081 ANIMAL FEED STUFF	5 199	81	49	034 FISH, FRESH, CHILLED, FROZN	769	551	332
112 ALCOHOLIC BEVERAGES	2 311	1 017	628	035 FISH, DRIED, SALTED, SMOKED	38	103	62
251 PULP AND WASTE PAPER	1 379	55	34	036 CRUSTACEANS, MOLLUSCS ETC	80	97	58
292 CRUDE VEG. MATERIALS, NES	132	104	62	037 FISH ETC. PRPD, PRSVD, NES	1 175	1 122	662
553 PERFUMERY, COSMETICS, ETC.	13	318	198	046 MEAL, FLOUR OF WHEAT, MSLN	10 330	294	179
562 FERTILIZER, EXCEPT GRP272	3 138	57	34	048 CEREAL PREPARATIONS	4 465	1 520	920
625 RUBBER TYRES, TUBES, ETC.	116	59	39	054 VEGETABLES	35 923	1 588	960
629 ARTICLES OF RUBBER, NES	173	232	137	056 VEGETABLES, PRPD, PRSVD, NES	3 003	1 021	619
635 WOOD MANUFACTURES, NES	1 002	85	51	057 FRUIT, NUTS EXCL. OIL NUTS	5 899	1 334	790
642 PAPER, PAPERBOARD, CUT ETC	232	51	32	058 FRUIT, PRESERVED, PREPARED	2 057	631	380
651 TEXTILE YARN	72	120	74	059 FRUIT, VEGETABLE JUICES	5 381	552	335
652 COTTON FABRICS, WOVEN	73	153	91	061 SUGARS, MOLASSES, HONEY	19 663	694	418
653 FABRICS, MAN-MADE FIBRES	22	79	48	062 SUGAR CONFECTIONERY	1 204	628	377
654 OTH. TEXTILE FABRIC, WOVEN	18	80	49	071 COFFEE, COFFEE SUBSTITUTE	337	243	146
656 TULLE, LACE, EMBROIDRY, ETC	23	74	46	073 CHOCOLATE, OTH. COCOA PREP	2 089	1 274	773
657 SPECIAL YARN, TXLT, FABRIC	117	113	67	074 TEA AND MATE	154	178	108
658 TEXTILE ARTICLES NES	213	321	193	075 SPICES	647	483	286
659 FLOOR COVERINGS, ETC.	30	94	58	081 ANIMAL FEED STUFF	48 134	2 189	1 321
661 LIME, CEMENT, CONSTR. MATRL	2 798	93	55	091 MARGARINE AND SHORTENING	1 765	260	159
663 MINERAL MANUFACTURES, NES	40 774	526	323	098 EDIBLE PROD. PREPRTNS, NES	12 136	9 934	2 382
665 GLASSWARE	323	97	58	111 NON-ALCOHOL. BEVERAGE, NES	12 661	1 151	694
699 MANUFACTS. BASE METAL, NES	577	153	93	112 ALCOHOLIC BEVERAGES	10 792	2 538	1 538
				122 TOBACCO, MANUFACTURED	144	616	361
				211 HIDES, SKINS (EX. FURS), RAW	616	321	190
				222 OILSEED (SFT. FIX VEG. OIL)	303	57	34
				232 SYNTHETIC RUBBER, ETC.	820	127	71
				246 WOOD IN CHIPS, PARTICLES	122 653	1 048	636
				247 WOOD ROUGH, ROUGH SQUARED	213 613	2 906	1 763
				248 WOOD, SIMPLY WORKED	8 108	724	437
				251 PULP AND WASTE PAPER	90 570	1 573	942
				266 SYNTHETIC FIBRES	176	73	41
				267 OTHER MAN-MADE FIBRES	976	371	224
				268 WOOL, OTHER ANIMAL HAIR	307	145	86
				269 WORN CLOTHING, TEXTL. ARTL	34 188	2 680	1 619
				273 STONE, SAND AND GRAVEL	200 756	1 516	915
				278 OTHER CRUDE MINERALS	1 346 928	6 388	3 917
				282 FERROUS WASTE AND SCRAP	176 106	2 337	1 411
				285 ALUMINUM ORE, CONCTR. ETC	4 578	114	71
				287 ORE, CONCENTR. BASE METALS	5 222	173	104
				288 NON-FERROUS WASTE, SCRAP	1 884	256	154
				291 CRUDE ANIMAL MATERIALS, NES	1 236	475	285
				292 CRUDE VEG. MATERIALS, NES	3 456	2 327	1 404
				322 BRIQUETTES, LIGNITE, PEAT	16 154	228	139

7 IMPORTS AND EXPORTS (SPECIAL TRADE) BY COUNTRIES OF PRODUCTION AND CONSUMPTION AND BY GROUPS OF THE SITC-REV. III 1993

GROUP DESCRIPTION	DT = 100 KG	1 000 DM	1 000 \$	GROUP DESCRIPTION	DT = 100 KG	1 000 DM	1 000 \$
334 PETROLEUM PRODUCTS	3 084	348	209	746 BALL OR ROLLER BEARINGS	480	1 439	872
335 RESIDUAL PETROL. PRODUCTS	7 614	329	198	747 TAPS, COCKS, VALVES, ETC.	1 126	4 570	2 761
421 FIXED VEG. FAT, OILS, SOFT	5 414	506	299	748 TRANSMISSIONS SHAFTS ETC	1 564	3 104	1 874
422 FIXED VEG. FAT, OILS, OTHER	555	97	62	749 NON-ELECT. MACH. PARTS, ETC	9 206	29 372	17 824
431 ANIMAL, VEG. FATS, OILS, NES	1 123	163	99	751 OFFICE MACHINES	141	853	517
511 HYDROCARBONS, NES, DERIVTS	1 138	227	137	752 AUTOMATC. DATA PROC. EQUIP	16	724	431
512 ALCOHOL, PHENOL, ETC. DERIV	2 260	377	229	759 PARTS, FOR OFFICE MACHINS	299	4 003	2 435
513 CARBOXYLIC ACIDS, DERIVTS	1 581	470	283	761 TELEVISION RECEIVERS ETC	36	242	143
514 NITROGEN-FUNCT. COMPOUNDS	738	700	412	762 RADIO-BROADCAST RECEIVER	328	1 498	901
515 ORGANO-INORGANIC COMPNDS	419	656	394	763 SOUND RECORDER, PHONOGRPH	77	843	507
516 OTHER ORGANIC CHEMICALS	1 300	1 601	968	764 TELECOMM. EQUIP. PARTS NES	2 036	49 160	28 839
522 INORGANIC CHEM. ELEMENTS	10 779	753	453	771 ELECT. POWER MACHNY. PARTS	1 455	3 223	1 944
523 METAL SALTS, INORGAN. ACID	270 656	7 172	4 349	772 ELEC. SWITCH, RELAY, CIRCUIT	4 681	30 937	18 356
524 OTHER CHEMICAL COMPOUNDS	234	142	84	773 ELECT. DISTRIBUT. EQPT NES	3 391	4 443	2 673
531 SYNTH. COLOURS, LAKES, ETC.	455	910	554	774 ELECTRO-MEDCL. XRAY EQUIP	64	1 095	652
532 DYEING, TANNING MATERIALS	156	54	31	775 DOM. ELEC. NON-ELEC. EQUIPT	3 863	10 714	6 402
533 PIGMENTS, PAINTS, ETC.	43 478	12 151	7 296	776 TRANSISTORS, VALVES, ETC.	373	12 250	7 235
541 MEDICINES, ETC. EXC. GRP542	328	2 233	1 333	778 ELECTRIC. MACH. APPART. NES	2 912	23 657	14 300
542 MEDICAMENTS	1 305	2 819	1 692	781 PASS. MOTOR VEHCLS. EX. BUS	2 298	3 670	2 146
551 ESSENTL. OIL, PERFUME, FLAVR	577	1 259	760	784 PARTS, TRACTORS, MOTOR VEH	11 956	41 381	24 887
553 PERFUMERY, COSMETICS, ETC.	2 882	3 537	2 150	785 CYCLES, MOTORCYCLES ETC.	545	947	574
554 SOAP, CLEANERS, POLISH, ETC	11 053	3 128	1 894	786 TRAILERS, SEMI-TRAILER, ETC	1 380	948	571
562 FERTILIZER, EXCEPT GRP272	9 942	263	158	791 RAILWAY VEHICLES. EQUIPNT	173	379	225
571 POLYMERS OF ETHYLENE	913	167	101	792 AIRCRAFT, ASSOC'D. EQUIPNT	17	451	265
572 POLYMERS OF STYRENE	871	222	138	811 PREFABRICATED BUILDINGS	528	190	115
573 POLYMERS, VINYL CHLORIDE	1 155	255	153	812 PLUMBING, SANITRY, EQPT. ETC	899	782	473
574 POLYACETAL, POLYCARBONATE	14 355	6 164	3 617	813 LIGHTING FIXTURES ETC. NES	1 354	3 583	2 166
575 OTH. PLASTIC, PRIMARY FORM	20 749	12 768	7 511	821 FURNITURE, CUSHIONS, ETC.	11 280	9 188	5 565
579 PLASTIC WASTE, SCRAP ETC	1 555	97	58	831 TRUNK, SUIT-CASES, BAG, ETC	455	1 952	1 175
581 PLASTIC TUBE, PIPE, HOSE	3 059	3 008	1 797	841 MENS, BOYS CLOTHING, X-KNIT	408	3 280	1 973
582 PLASTIC PLATE, SHEETS, ETC	8 292	5 593	3 379	842 WOMEN, GIRL CLOTHING, X-KNIT	442	6 567	4 004
583 MONOFILAMENT OF PLASTICS	1 227	894	540	843 MENS, BOYS CLOTHING, KNIT	66	431	263
591 INSECTICIDES, ETC.	831	741	441	844 WOMEN, GIRLS CLOTHING, KNIT	148	1 314	774
592 STARCHES, INULIN, ETC.	9 444	1 893	1 134	845 OTHR. TEXTILE APPAREL, NES	577	4 340	2 619
593 EXPLOSIVES, PYROTECHNICS	47	78	47	846 CLOTHING ACCESSRS, FABRIC	799	3 614	2 185
597 PREPRD ADDITIVES, LIQUIDS	2 794	1 164	710	848 CLOTHING, NONTEXTL; HEADGEAR	498	2 360	1 421
598 MISC. CHEMICAL PRODS. NES	32 450	7 167	4 312	851 FOOTWEAR	1 128	3 506	2 104
611 LEATHER	528	1 248	747	871 OPTICAL INSTRUMENTS, NES	28	1 062	635
612 MANUFACT. LEATHER ETC. NES	131	1 036	628	872 MEDICAL INSTRUMENTS NES	646	7 404	4 447
613 FURSKINS, TANNED, DRESSED	10	200	123	873 METERS, COUNTERS, NES	192	937	565
621 MATERIALS OF RUBBER	1 603	1 490	896	874 MEASURE, CONTROL INSTRMNT	1 060	18 181	10 961
625 RUBBER TYRES, TUBES, ETC.	10 211	1 826	1 094	881 PHOTOGRAPH APPAR. ETC. NES	185	1 509	903
629 ARTICLES OF RUBBER, NES	1 654	3 673	2 218	882 PHOTO. CINEMATOGRPH. SUPPL	1 073	2 844	1 713
633 CORK MANUFACTURES	105	133	81	883 CINE. FILM EXPOSD. DEVELOPD	3	84	48
634 VENEERS, PLYWOOD, ETC.	7 822	875	521	884 OPTICAL GOODS NES	30	2 182	1 316
635 WOOD MANUFACTURES, NES	6 257	1 720	1 033	885 WATCHES AND CLOCKS	639	2 086	1 249
641 PAPER AND PAPERBOARD	28 719	4 900	2 936	891 ARMS AND AMMUNITION	74	498	302
642 PAPER, PAPERBOARD, CUT ETC	16 378	6 685	4 029	892 PRINTED MATTER	9 494	9 516	5 762
651 TEXTILE YARN	1 355	2 288	1 364	893 ARTICLES, NES, OF PLASTICS	16 557	17 513	10 562
652 COTTON FABRICS, WOVEN	1 083	2 416	1 449	894 BABY CARRIAGE, TOYS, GAMES	2 744	5 563	3 366
653 FABRICS, MAN-MADE FIBRES	1 461	4 841	2 926	895 OFFICE, STATIONERY SUPPLS	1 066	2 901	1 743
654 OTH. TEXTILE FABRIC, WOVEN	393	1 267	757	896 WORKS OF ART, ANTIQUE ETC	3	527	318
655 KNIT, CROCHET, FABRIC NES	942	2 309	1 392	897 GOLD, SILVERWARE, JEWEL NES	33	2 174	1 317
656 TULLE, LACE, EMBROIDRY, ETC	454	2 308	1 378	898 MUSICAL INSTRUMENTS, ETC.	1 752	7 755	4 674
657 SPECIAL YARN, TEXTL. FABRIC	2 665	4 408	2 659	899 MISC. MANUFACTD GOODS NES	2 418	6 678	4 036
658 TEXTILE ARTICLES NES	1 141	2 818	1 702	961 COIN NONGOLD NONCURRENT	18	60	35
659 FLOOR COVERINGS, ETC.	1 092	1 365	818	971 GOLD, NONMONETARY EXCL. ORES		115	69
661 LIME, CEMENT, CONSTR. MATRL	18 089	588	351	972 MONETARY GOLD, GOLD COINS		89	53
662 CLAY, REFRCT. CONSTR. MATRL	19 265	1 566	942				
663 MINERAL MANUFACTURES, NES	99 235	7 008	4 217	TOTAL	4 230 832	131 566	495 199
664 GLASS	52 216	2 449	1 468	IMPORTS	2 015 740	980 628	386 638
665 GLASSWARE	16 054	3 518	2 106	EXPORTS			380 123
666 POTTERY	917	1 154	694				248 869
667 PEARLS, PRECIOUS STONES							
671 PIG IRON, SPIEGELEISN, ETC	1 806	134	84				
672 INGOTS ETC. IRON OR STEEL	724	75	43				
673 FLAT-ROLLED IRON ETC.	15 174	1 240	751				
674 FLAT-ROLLED PLATED IRON	3 016	409	244				
675 FLAT-ROLLED, ALLOY STEEL	2 801	882	525				
676 IRON, STL. BAR, SHAPES ETC.	14 454	1 807	1 073				
677 RAILWAY TRACK IRON, STEEL	2 489	78	47				
678 WIRE OF IRON OR STEEL	2 233	495	296				
679 TUBES, PIPES, ETC. IRON, STL	8 767	2 562	1 534				
681 SILVER, PLATINUM, ETC.	4	101	63				
682 COPPER	1 668	1 457	881				
683 NICKEL	137	359	215				
684 ALUMINIUM	2 119	1 782	1 059				
686 ZINC	280	112	64				
687 TIN	66	77	47				
689 MISC. NON-FERR. BASE METAL	38	116	69				
691 METALLIC STRUCTURES NES	6 896	3 335	2 008				
692 CONTAINERS, STORAGE, TRNSP	4 699	2 211	1 307				
693 WIRE PRODUCTS EXCL. ELECT	2 106	1 013	608				
694 NAILS, SCREWS, NUTS, ETC.	5 014	4 713	2 829				
695 TOOLS	2 572	10 302	6 207				
696 CUTLERY	224	1 513	913				
697 HOUSEHOLD EQUIPMENT, NES	1 940	2 273	1 363				
699 MANUFACT. BASE METAL, NES	13 722	15 167	9 149				
711 STEAM GENER. BOILERS, ETC.	123	232	142				
712 STEAM TURBINES	18	134	79				
713 INTRNL COMBUS PSTN ENGIN	3 814	5 380	3 247				
716 ROTATING ELECTRIC PLANT	1 263	2 783	1 660				
718 OTH. POWR. GENRTNG. MACHNRY	79	225	135				
721 AGRIC. MACHINES, EX. TRACTR	1 401	1 358	820				
723 CIVIL ENGINEERING EQUIPT	1 096	1 489	901				
724 TEXTILE, LEATHER MACHINES	1 155	6 352	3 841				
725 PAPER, PULP MILL MACHINES	313	1 274	772				
726 PRINTING, BOOKBINDING MACHS	553	1 808	1 085				
727 FOOD-PROCESS. MCH. NON DOM	318	1 419	861				
728 OTH. MACH. PTS, SPCL INDUST	883	3 488	2 097				
733 MACH-TOOLS, METAL-WORKING	20	53	31				
735 PARTS, NES, FOR MACH-TOOLS	488	2 350	1 428				
737 METALWORKING MACHNRY NES	305	1 876	1 124				
741 HEATING, COOLING EQUIP. PART	1 134	3 068	1 861				
742 PUMPS FOR LIQUIDS, PARTS	476	2 026	1 226				
743 PUMPS NES, CENTRIFUGS ETC	1 580	4 227	2 548				
744 MECHANICAL HANDLING EQUIP	1 193	1 849	1 115				
745 OTH. NONELEC MCH, TOOL, NES	976	4 686	2 837				

**IMPORTS AND EXPORTS (SPECIAL TRADE) 1993 BY GROUPS OF THE SITC
AND BY COUNTRIES OF PRODUCTION AND CONSUMPTION**

GROUP COUNTRY	NUMBER	1 000 DM	1 000 \$
001 LIVE ANIMALS (ONLY HORSES)			
IMPORTS	15 475	39 781	24 012
France	20	161	100
Belgium Lux	32	795	468
Netherlands	63	1 306	768
Italy	47	147	88
United Kingdom	61	569	351
Denmark	43	764	454
Iceland	1 233	2 693	1 627
Norway	17	298	184
Sweden	280	4 093	2 460
Finland	55	375	227
Switzerland	339	1 291	784
Austria	374	1 276	767
Estonia	69	56	34
Latvia	357	491	294
Lithuania	1 358	960	579
Poland	6 186	7 412	4 483
Czech Republik	852	1 333	812
Slovakia	254	490	299
Hungary	321	592	360
Romania	756	564	339
Ukraine	295	281	171
Belarus	147	125	74
Moldova	74	55	34
Russia	561	590	357
USA	1 140	10 541	6 373
Canada	234	1 271	767
Jamaica	3	62	36
Brazil	33	162	97
Uruguay	15	88	54
Argentina	146	583	358
Australia	8	76	46
New Zealand	2	102	61
EXPORTS	5 392	43 111	26 004
France	2 139	3 246	1 960
Belgium Lux	991	4 364	2 595
Netherlands	24	3 434	2 143
Italy	145	1 122	679
United Kingdom	13	251	149
Denmark	13	310	188
Greece	2	144	85
Spain	7	323	200
Norway	3	55	34
Sweden	59	721	427
Finland	11	341	207
Switzerland	833	10 133	6 131
Austria	437	2 654	1 611
Turkey	4	207	121
Latvia	3	55	32
Poland	48	209	126
Czech Republik	44	352	211
Hungary	46	357	220
Slovenia	20	215	127
Egypt	11	260	152
South Africa	2	52	32
USA	213	6 240	3 750
Canada	92	1 173	701
Mexico	31	1 908	1 150
Columbia	19	265	156
Venezuela	8	334	202
Brazil	18	583	344
Bolivia	6	160	99
Paraguay	2	59	35
Israel	17	84	50
Saudi Arabia	3	1 326	776
Qatar	8	247	151
South Korea	6	315	188
Japan	38	1 205	725
Taiwan	3	71	44
Countries and territories not determined	25	98	59

Subject-Matter Series 7: Aussenhandel (Foreign Trade)

Series 1: Zusammenfassende Übersichten für den Außenhandel (Summary surveys of foreign trade)

This monthly publication, which appears approximately 6 weeks after the reference month, contains the most important import and export figures of special trade by commodity groups, by countries and groups of countries (EC countries, developing countries, state trading countries), as well as surveys of foreign trade volume and indices.

In addition, monthly import and export trends are presented according to commodity groups of the food industry and the industrial economy in the delimitation of general trade.

A survey of the foreign trade of OECD member countries appears in the form of an annex.

The annual report with an enlarged programme of tabulations, inter alia, also contains data on customs storage trade and processing.

Series 2: Außenhandel nach Waren und Ländern (Spezialhandel) – (Foreign trade by commodities and countries – special trade)

In the monthly report, import and export figures (quantity and value) are published according to nearly all nine-digit code numbers of the Commodity Classification for Foreign Trade Statistics in a breakdown by major countries of origin/destination. The December report at the same time also serves as the annual report.

In a supplementary volume published annually (Series 2.1), data are provided on customs storage trade, transfer of goods from processing to free circulation, nominal customs revenue, and exports of goods of foreign origin.

Series 3: Außenhandel nach Ländern und Warengruppen (Spezialhandel) – (Foreign trade by countries and commodity groups – special trade)

This series presents at semi-annual intervals the import and export figures by countries of origin/destination in a breakdown by commodity groups and sub-groups of the food industry and industrial economy.

The report for the second half-year at the same time also serves as the annual report.

Series 4: Außenhandel mit ausgewählten Waren (Foreign trade with selected commodities)

4.1: Ein- und Ausfuhr von Mineralöl (Generalhandel) – (Imports and exports of mineral oil – general trade)

This monthly report which becomes available approximately 8 weeks after the reference month contains the import and export figures for mineral oil by code numbers in a breakdown by countries of origin/destination.

The December report at the same time contains the annual figures.

Series 5: Außenhandel mit ausgewählten Ländern (Foreign trade with selected countries)

5.1: Außenhandel mit den Entwicklungsländern (Spezialhandel) – (Foreign trade with the developing countries – special trade)

This report provides an annual presentation of foreign trade of the Federal Republic of Germany with the developing countries as countries of origin/destination and countries of sale/purchase, respectively, with a subdivision according to major product/commodity groups of the food industry and the industrial economy for each country.

5.2: Handel mit den Staatshandelsländern (Trade with the state trading countries)

This biennial publication contains data on foreign trade of the Federal Republic of Germany with the state trading countries in a breakdown by countries of origin/destination and countries of sale/purchase, respectively, as well as by major commodity groups and sub-groups of the food industry and the industrial economy.

Series 6: Durchfuhr im Seeverkehr und Seeumschlag (Transit trade in sea-borne transport and transshipment)

This annual publication covers the commodities which, both in-coming and outgoing, were shipped in transit through the report area and via the major seaports of the Federal Republic of Germany, as well as transshipment. The tabulations are shown in a subdivision by seaports, commodity groups of the food industry and the industrial economy, as well as by countries of consignment/destination.

Series 7: Außenhandel nach Ländern und Gütergruppen der Produktionsstatistiken (Spezialhandel) – (Foreign trade by countries and groups of goods of production statistics – special trade)

In this annual publication, imports and exports are shown by countries of origin/destination according to the definition and grouping of the groups/categories of goods of the Commodity Classification for Production Statistics. This provides for a commodity breakdown of foreign trade statistics according to the interrelations of production techniques.

Series 8: Außenhandel nach dem Internationalen Warenverzeichnis für den Außenhandel (SITC-Rev. 3) und Ländern (Spezialhandel) – (Foreign trade according to the Standard International Trade Classification (SITC-Rev. 3) and by countries – special trade) – until 1987 SITC-Rev. II –

In this annual report (since 1978), import and export figures are shown according to the five-digit items of the Standard International Trade Classification (SITC-Rev. 3) in a breakdown by major countries of origin/destination.

The annex contains a confrontation of the items of the Standard International Trade Classification (SITC-Rev. 3) with the code numbers of the Commodity Classification for Foreign Trade Statistics.

Series S: Sonderbeiträge (Special contributions)

S 3: Neuberechnung des Außenhandelsvolumens und der Außenhandelsindizes auf Basis 1980 – (New computation of the volume of foreign trade and of foreign trade indices, base 1980)

This report presents for the reporting period 1952 to 1983 the results of the new computation of the foreign trade volume and the foreign trade indices subsequent to the conversion to base year 1980.

S 5: Außenhandel nach dem Internationalen Warenverzeichnis für den Außenhandel (SITC-Rev. II) von 1978 bis 1987 (Foreign trade according to the Standard International Trade Classification (SITC-Rev. II) from 1978 to 1987)

This report contains the foreign trade figures (special trade) which are presented according to the five-digit items of the Standard International Trade Classification as "long-term series", comparable over a period of 10 reference years.

S 6: Systematiken in der Außenhandelsstatistik (Classifications in foreign trade statistics)

This publication illustrates the hierarchical structure of the Commodity Classification for Foreign Trade Statistics. This classification provides the basis for the declaration of goods and the processing and publication of data on the frontier-crossing trade in goods between the Federal Republic of Germany and foreign countries. At the same time, the special contribution describes the conversions made for purposes of publication between the commodity classification and various other classifications of goods for which foreign trade figures are presented in the individual series of Subject-Matter Series 7. In addition, the publication contains the complete correlation tables between the different nomenclatures and the Commodity Classification for Foreign Trade Statistics, Position: 1990.

Foreign language publications

Foreign Trade according to the Standard International Trade Classification (SITC-Rev. 3) – Special Trade – until 1987 SITC-Rev. II –

This annual publication in the English language contains foreign trade figures according to the Standard International Trade Classification (SITC-Rev. 3) with data by countries of origin/destination.

Classifications

Commodity Classification for Foreign Trade Statistics

Standard International Trade Classification (SITC-Rev. 3)

Confrontation of the Classification of Goods for Production Statistics (GP) with the Commodity Classification for Foreign Trade Statistics (WA)

Alphabetic Index of Countries for Foreign Trade Statistics

Confrontation of the commodity numbers of the Commodity Classification for Foreign Trade Statistics, 1987/1988

Comparison of the commodity numbers of the Commodity Classification for Foreign Trade Statistics, 1988/1987




STATISTISCHES BUNDESAMT
GUSTAV-STRESEMANN-RING 11
65189 WIESBADEN

Publications and prospectuses can be obtained from the publishers METZLER-POESCHEL,

Delivery: Messrs. Hermann Leins, P.O.B. 11 52,
in 72125 Kusterdingen.

Statistisches Jahrbuch 1994

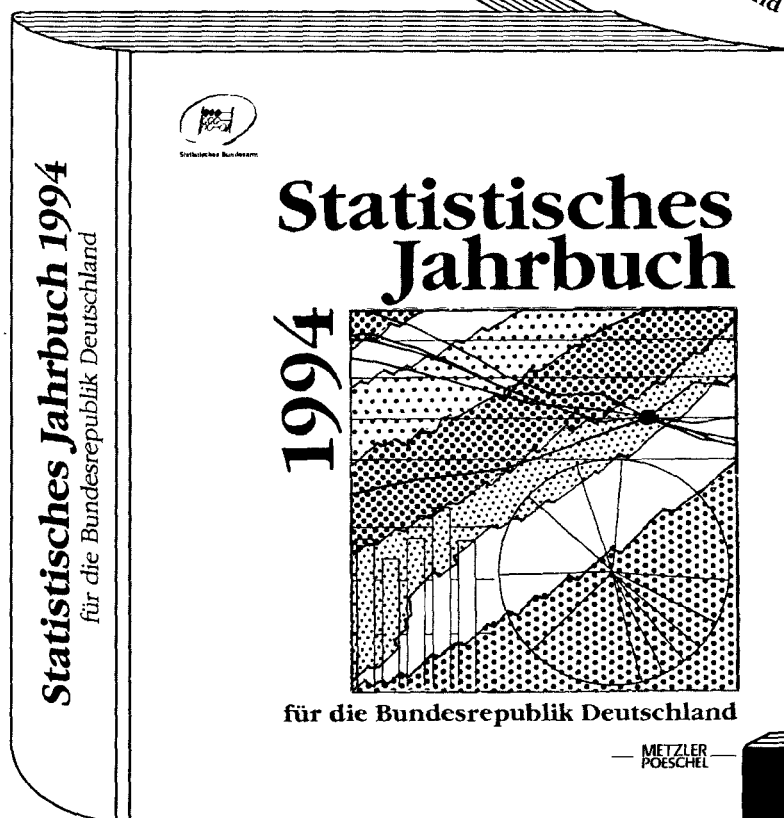


Statistisches Bundesamt



400 Seiten

ISBN 3-8246-0376-4 • DM 56.-



792 Seiten

ISBN 3-8246-0375-6 • DM 128.-

Beide Bände im Schuber

ISBN 3-8246-0374-8 • DM 158.-

Beide Bände auf CD-ROM
ISBN 3-8246-0386-1 • DM 200.-



Bestell-Nr. 6370010-93700