

Statistisches Bundesamt  
Federal Statistical Office

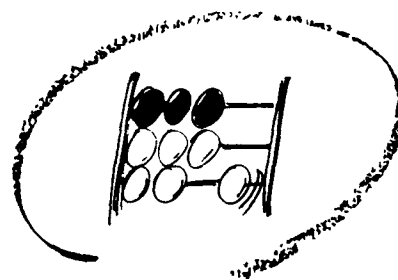
# Foreign Trade according to the Standard International Trade Classification (SITC-Rev.3) — Special Trade

1992

*Including results for  
Germany as a whole*

— METZLER  
POESCHEL —





Statistisches Bundesamt

Federal Statistical Office

# **Foreign Trade according to the Standard International Trade Classification (SITC-Rev.3) – Special Trade**

**1992**

**Statistisches Bundesamt**  
**Bibliothek = Dokumentation + Archiv**

— **METZLER** —  
**POESCHEL**



Published by:  
Federal Statistical Office  
Gustav-Stresemann-Ring 11  
65180 Wiesbaden  
Telephone: (0611) 752475

Mailing adress:  
Federal Statistical Office  
65180 Wiesbaden

Distribution:  
Verlag Metzler-Poeschel Stuttgart

Delivery:  
Messrs. Hermann Leins GmbH & Co. KG  
Postbox 11 52  
72125 Kusterdingen  
Telephone: 07071/935350  
Telefax: 07071/33653  
Telex: 7 262 891 mepo d

Periodicity: annually  
Published in September 1993  
Price: DM 31,60  
Order Number: 6370010 - 92700

Copyright: Statistisches Bundesamt, Wiesbaden 1993  
Reproduction of the contents of this publication permitted  
- except for commercial purposes - subject to acknowledgement  
of the source.



## Contents

	Page
Introduction .....	4
Geographical Nomenclature for the Foreign Trade Statistics of the Federal Republic of Germany .....	6
Alphabetical Index of Countries for Table 7 .....	7
Chart: Index of Current Value, Volume and Average Value of Imports and Exports (Special Trade) .....	8

### Tables:

1	Development of Current Value and Volume (Base 1980) of Imports and Exports (Special Trade) by Sections of the SITC-Rev. 3	
1.1	Imports by Groups of Countries in 1 000 DM .....	10
1.2	Exports by Groups of Countries in 1 000 DM .....	12
2	Index of Current Value, Volume and Average Value of Imports and Exports (Special Trade) by Sections of the SITC-Rev. 3 (1980 = 100)	
2.1	Total .....	14
2.2	EC-Countries .....	16
2.3	Other Countries .....	18
3	Imports and Exports (Special Trade) by Sections and Divisions of the SITC-Rev. 3	
3.1	Imports .....	20
3.2	Exports .....	21
4	Imports and Exports (Special Trade) by Groups and Subgroups of the SITC-Rev. 3	
4.1	Imports .....	22
4.2	Exports .....	38
5	Imports and Exports (Special Trade) by Continents and Countries (Countries of Production and Consumption) .....	54
6	Imports and Exports (Special Trade) by Groups of the SITC-Rev. 3 and by Countries of Production and Consumption .....	57
7	Imports and Exports (Special Trade) by Countries of Production and Consumption and by Groups of the SITC-Rev. 3 .....	246

The data in the summary presentations relate to the Federal Republic of Germany according to the territory until 3 October 1990; they include Berlin-West.

The data in the main table relate to the Federal Republic of Germany according to the territory since 3 October 1990.

### Symbols and Abbreviations

- 0 = Less than half of 1 at the last occupied digit, but more than nil
- = Category not applicable
- . = Figure unknown or not to be disclosed
- X = Tabular group blocked, information not meaningful
- n.e.s. = Not elsewhere stated



## Introduction

### 1 General explanations

#### 1.1 Legal foundations

The legal foundations of foreign trade statistics are:

- The Law on Statistics for Federal Purposes (Federal Statistics Law - BStatG) as amended on 22 January 1987 (Bundesgesetzblatt I, p. 462, 565, amended by Article 2 of the Law of 17 December 1990 (Bundesgesetzblatt I, p. 2837)),
- the Law on Statistics on Frontier Crossing Trade in Goods (Foreign Trade Statistics Law - AHStatGes) of 1 May 1957 (Bundesgesetzblatt I, p. 413), amended by Article 9 of the 1st Law on the Adjustment of Statistics of 14 March 1980 (Bundesgesetzblatt I, p. 294),
- the Ordinance for the Implementation of the Law on Statistics on Frontier Crossing Trade in Goods (Foreign Trade Statistics - Implementing Ordinance - AHStatDV) as amended on 8 February 1989 (Bundesgesetzblatt I, p. 203), amended by the 8th Ordinance amending the Ordinance on the Implementation of the Law on Statistics on Frontier Crossing Trade in Goods of 14 June 1991 (Bundesgesetzblatt I, p. 1268),
- further the legal provisions of the EC as mentioned in Section I - Paragraph D of the leaflet on the Single Document of 23 October 1987, published in the Federal Advertiser on 12 November 1987, No. 213 a).

#### 1.2 Subject-matter

Subject matter of the foreign trade statistics of the Federal Republic of Germany is the frontier crossing trade in goods of the statistical territory with foreign countries.

Foreign countries for the purposes of foreign trade statistics are the territories outside the statistical territory and outside the new Länder und Berlin-East.

Foreign trade statistics do not include the trade in goods between the statistical territory and the new Länder und Berlin-East. It is shown in separate statistics published as Series 6 in Subject-Matter Series 6 (Commerce, Hotel and Restaurant Industry, Tourism).

#### 1.3 Statistical territory

The statistical territory of foreign trade statistics comprises the Federal Republic of Germany (excl. the customs exclave of Büsingen) incl. Berlin (West) and the Austrian communities of Jungholz and Mittelberg (as customs enclaves).

#### 1.4 Declaration

The results of foreign trade statistics are generally based on the data provided by importers and exporters. The declaration for purposes of foreign trade statistics is as a rule effected using the forms "Einfuhranmeldung" (Import declaration) and "Ausfuhrerklärung zugleich Ausfuhranmeldung" (Notification of exports and export declaration).

#### 1.5 Trade system

The frontier crossing goods traffic is shown in foreign trade statistics as general trade (see Section 3), as special trade and as transit (only transhipment and transit entering and leaving by sea; see Series 6). Special trade essentially comprises those commodities which entered the statistical territory for use, consumption, working or manufacturing, or which, respectively, originated from production, working or manufacturing in the statistical territory and have been exported.

### 2 Special trade

#### 2.1 The data of the present publication relate to special trade which comprises

##### 2.1.1 in imports

- the direct importation of goods into free circulation, for inward processing under customs control ("Eigenveredelung" - processing of goods by Germans for German account - and "Lohnveredelung" - processing of goods by Germans for foreign account), after outward processing under customs control, and also repair trade,
- the importation of foreign goods leaving customs warehouses into the above mentioned types of imports; as warehouses in the meaning of foreign trade statistics are considered free port stores and customs storage warehouses (incl. open customs storage warehouses), as well as some special cases.

##### 2.1.2 in exports

the exportation of goods from free circulation, after customs-approved inward processing ("Eigenveredelung" - processing of goods by Germans for German account - and "Lohnveredelung" - processing of goods by Germans for foreign account), for customs-approved outward processing, and also repair trade.

#### 2.2 Ships' and aircraft stores

As ships' and aircraft stores are shown in special trade the delivery of foreign goods leaving customs warehouses for the needs of outward-bound German sea-going vessels and aircraft (as imports), as well as the delivery of goods from free circulation and inward processing for the needs of outward-bound foreign ships and aircraft (as exports). Included among ships' and aircraft stores as imports is also the delivery of foreign goods leaving customs warehouses for the supply of German sea-going ships and aircraft in foreign ports/airports. The relevant data are included in the types of importation and/or exportation mentioned in Section 2.1.1 and 2.1.2, respectively.

#### 2.3 Exemptions and simplifications

The results of foreign trade statistics do not comprise goods and transport operations which according to Art. 31 of the Ordinance for the Implementation of the Law on Statistics on Frontier Crossing in Goods (AHStatDV) are exempted from declaration, such as since October 1989 shipments of industrial goods of a value of up to DM 1 000 inclusive (previously DM 500) and of food and agricultural goods of a value of up to DM 200 inclusive (previously DM 100), provided the weight of the shipment does not exceed 1,000 kg; presents of a value of DM 1 000 inclusive per shipment; silver and gold for international payments; diplomatic and consular goods; up to 1975 electric power.

Not included either are goods imported or exported by the foreign armed forces stationed in the Federal Republic of Germany.

#### 2.4 Reference month

As far as the presentation of foreign trade as special trade is concerned, direct imports and exports are generally shown in the month they crossed the border, while importations of goods entering customs warehouses, on the other hand, are shown only at the time of their importation from customs warehouses. Due to unavoidable delays in the submission of the declaration, and also because of the necessity to clear up doubtful items, it is possible to some, though a rather small extent that imports and exports are shown in a later reporting period. On the other hand, the export figures may also comprise shipments which, with the combined shipping procedure, with the simplified combined shipping procedure by railway or with the TIR procedure, have not yet left the statistical territory.

#### 2.5 Commodity classifications

The grouping of commodities is shown according to the Standard International Trade Classification, Revision 3 (abbreviated title: SITC-Rev. 3; Statistical Papers, Series M, No. 34/Rev. 3).

According to a decision of the Council of the European Communities taken on 9 December 1975 (75/767 EEC), this revised version of the SITC will be used in the member countries as of January 1978. It replaces the first revised 1961 version of the Standard International Trade Classification (SITC, Revised).

As against the first revised version, the SITC-Rev. 3 contains numerous changes and, in part, considerable extensions and has also been reconciled with the Nomenclature of the Customs Cooperation Council - CCCN - (formerly "Brussels Tariff Nomenclature") in such a manner that the smallest components (5 - digit SITC - positions) are corresponding to the tariff numbers of this nomenclature, or parts of such tariff numbers.

Details concerning the allocation of commodities can be seen from a correlation of the positions of the SITC-Rev. 3 with the Commodity Classification for Foreign Trade Statistics which can be obtained as a special print direct from the Federal Statistical Office, Postfach 55 28, D-6200 Wiesbaden 1. This correlation is further published as Annex 1 in the annual issue of Series 1 of Subject - Matter Series 7.

In the present report, the figures shown are for all reporting periods presented according to the new version of the SITC-Rev. II.

For many items the commodity descriptions have been abbreviated. The complete wording can be seen from the original version of the SITC, Rev. II, of the United Nations.

Deviating therefrom, postal packages (911) are classified in German foreign trade statistics according to their contents. Gold coins are covered by group 972; other coins (961) used as legal tender are not contained in the figures of foreign trade statistics.

Foreign Trade of electric energy comprises the financial settlements (incl. some special cases) and is shown throughout in Mwh.

See also the article "Neue Warennomenklaturen für die Außenhandelsstatistik ab 1988" (New nomenclatures of goods for foreign trade statistics in "Wirtschaft und Statistik") No. 5/1987, p. 396 ff. -



## 2.6 Presentation

In Table 6 only those countries for which the reported value of imports or exports was at least \$ 30,000 are presented under the individual groups.

Table 7 presents under the various countries merely those groups of the SITC, for which the reported value for imports or exports was at least \$ 30,000 in the year concerned.

Where the country of origin is not known, it will be replaced by the country of consignment. The country of consignment is the country from which the goods were shipped into the statistical territory without being subjected to consecutive stays or legal operations in the countries of transit other than those in connection with their shipment.

With regard to exports, that country is shown as the country of destination in which the goods shall be used or consumed, worked or manufactured. Where the country of destination is not known, it will be the last known country into which the goods are to be shipped that will be considered as the country of destination.

## 2.7 Partner countries

The "Alphabetic Index of Countries for Foreign Trade Statistics" as of January 1990 includes altogether 218 countries or areas, respectively. A detailed list of all countries is included in this publication.

With regard to imports, that country of origin as the country of production where goods were produced (country of origin), where the goods either were entirely extracted or manufactured, or where they underwent their last essential and economically justified working or stage of manufacture. There apply the conceptual definitions of Articles 4 to 7, Par. 1, of the Ordinance (EEC) No. 802/68 of the Council of 27 June 1968 (OJ EurCom., No. L 148, p. 1). As far as exports are concerned, that country is shown as the country of consumption (country of destination), in which the goods are to be used or consumed, worked or transformed.

## 2.8 Quantities

The quantity data (deciton - dt = 100 kg) refer to the net weight of the goods, or the net weight incl. retail packaging, respectively.

## 2.9 Values

The values are presented in DM 1,000 and in \$ 1,000. As a general principle, they relate to the value free at border which, independently of the currency shown on the invoice, must always be declared and recorded in DM. This is the value free at border of the statistical territory, and, as far as imports are concerned, the duties on entry are excluded. In the case of exportation or importation after processing, always the full value of the goods including processing and distribution costs is shown.

The values published in \$ 1,000 have been subsequently computed for imports and exports from the DM values. For this purpose, the following conversion rates were applied:

As from year, month	DM for 1 US-\$	As from year, month	DM for 1 US-\$
1987		1988	
January .....	1,86	January .....	1,65
February .....	1,83	February .....	1,70
April .....	1,81	March .....	1,68
May .....	1,79	April .....	1,67
June .....	1,82	May .....	1,69
July .....	1,85	June .....	1,76
August .....	1,86	July .....	1,84
September .....	1,81	August .....	1,89
October .....	1,80	September .....	1,87
November .....	1,68	October .....	1,82
December .....	1,63	November .....	1,75
		December .....	1,76
1989		1990	
January .....	1,83	January .....	1,69
February .....	1,85	February .....	1,68
March .....	1,87	March .....	1,70
April .....	1,87	April .....	1,69
May .....	1,95	May .....	1,66
June .....	1,98	June .....	1,68
July .....	1,89	July .....	1,64
August .....	1,93	August .....	1,57
September .....	1,95	September .....	1,57
October .....	1,87	October .....	1,52
November .....	1,83	November .....	1,49
December .....	1,74	December .....	1,49
1991		1992	
January .....	1,51	January .....	1,58
February .....	1,48	February .....	1,62
March .....	1,60	March .....	1,67
April .....	1,70	April .....	1,65
May .....	1,72	May .....	1,62
June .....	1,78	June .....	1,58
July .....	1,79	July .....	1,49
August .....	1,75	August .....	1,45
September .....	1,70	September .....	1,44
October .....	1,69	October .....	1,48
November .....	1,63	November .....	1,59
December .....	1,57	December .....	1,58

Deviations from the specific conversion ratio may be due to rounding of the partial figures of which the figures shown here are composed.

## 2.10 Volume, indices, terms of trade

The volume is determined by multiplying the quantity of the reference month (per commodity number and group of countries) with the unit value of the base year (per commodity number and group of countries). The required base unit values are calculated by dividing the actual values of the base year (per commodity number and group of countries) by the relevant quantities. The volume indicates what the imports/exports would have been in the reference period if the unit values of the base year had remained constant.

The current value index shows the development of the nominal values as related to the base period. The volume index (according to Laspeyres) represents the development of foreign trade, adjusted for changes of the unit value. The unit value index (according to Paasche) informs about the movement of import and export unit values on the basis of the frontier crossing values. The terms of trade indicate how the purchasing power of an export unit, as measured in import units, has changed against the base year.

Index formulae:

$$\text{Current value index: } V_{o,n} = \frac{P_n \cdot q_n}{P_o \cdot q_o} \cdot 100$$

$$\text{Volume index: (according to Laspeyres)} \quad Q_{o,n} = \frac{P_o \cdot q_n}{P_o \cdot q_o} \cdot 100$$

$$\text{Unit value index: (according to Paasche)} \quad P_{o,n} = \frac{P_n \cdot q_n}{P_n \cdot p_n} \cdot 100$$

(x)

$$\text{Terms of trade: (real exchange relationship)} \quad ToT = \frac{P_{o,n}}{\frac{(m)}{P_{o,n}}} \cdot 100$$

p = unit value per commodity number and group of countries, q = quantity per commodity number and group of countries, o = base period, n = reference period  
 $P_{o,n}^{(x)}$  = index of export unit values,  $P_{o,n}^{(m)}$  = index of import unit values.

See in this connection the article: "Neuberechnung des Außenhandelsvolumens und der Außenhandelsindizes of Basis 1980" in: "Wirtschaft und Statistik", No. 2/1984, p. 155 ff.

## 2.11 Publications and information service

Rather detailed figures of foreign trade statistics are being published in Series 2 to 8 and 9 of Subject-Matter Series 7, entitled "Außenhandel" (Foreign trade).

Moreover, figures of still greater detail may be obtained against reimbursement of costs in the form of table extracts from the Federal Statistical Office, P.O.B. 5528, D-6200 Wiesbaden 1. Out of the great number of possible tabulations, the following should be mentioned:

Imports and exports by commodity numbers, countries of origin and of destination, types of imports and of exports,

Imports by code numbers, countries of origin and types of imports,

Imports/exports by sections, divisions, groups, sub-groups or items of the SITC and countries of origin/destination,

Imports/exports by trading countries and by countries of origin/destination as well as by commodity subgroups of food industry and the industrial economy,

Imports entering customs warehouses, imports leaving customs warehouses and exports leaving customs warehouses by commodity numbers and countries

Imports according to branches of transport, border sections, countries of origin and of destination as well as commodity subgroups of food industry and the industrial economy

A detailed description of the methodology of foreign trade statistics is contained in the publication "Außenhandel und Statistik" (Foreign Trade and Statistics) of the series "Zahl und Leben" (Figures and Life), No. 7, also published by Messrs. W. Kohlhammer.

See also the article "Methodische, systematische und anmeldetechnische Änderungen in der Außenhandelsstatistik ab 1988" (Changes of methodology, classification and declaration techniques in foreign trade statistics as from 1988) in "Wirtschaft und Statistik", No. 10/1986, p. 773 ff.

## 3 Notes

The figures for 1990 are definite results. For the results of earlier reference periods always applies the "Introductory Note" (Vormerkung) of the relevant report.



E U R O P E			306 Central African Republic	528 Argentina
Community			310 Equatorial Guinea	529 Falkland Islands a. dependencies
001 France (incl. Monaco)		311 Sao Tomé a. Príncipe		A S I A
002 Belgium a. Luxembourg		314 Gabon		Near and Middle East
003 Netherlands		318 Congo		600 Cyprus
005 Italy (incl. San Marino)		322 Zaïre		604 Lebanon
006 United Kingdom (Great Britain, Northern Ireland, Isle of Man, British Channel Islands)		324 Rwanda		608 Syria
007 Ireland		328 Burundi		612 Iraq
008 Denmark		329 St Helena a. dependencies		616 Iran
009 Greece		330 Angola		624 Israel
010 Portugal (incl. Azores a. Madeira)		334 Ethiopia		628 Jordan
011 Spain		338 Djibouti		632 Saudi Arabia
Spanisch territories not included in the customs or statistical territory		342 Somalia		636 Kuwait
021 Canary Islands		346 Kenya		640 Bahrain
022 Ceuta a. Melilla		350 Uganda		644 Qatar
Other European Countries		352 Tanzania		647 United Arab Emirates
024 Iceland		355 Seychelles a. dependencies		649 Oman
025 Faroe Islands		357 British Indian Ocean Territory (Chagos Archipelago)		653 Yemen
028 Norway (incl. Svalbard)		366 Mozambique		Other Asian Countries
030 Sweden		370 Madagascar		660 Afghanistan
032 Finland		372 Réunion		662 Pakistan
036 Switzerland (incl. Büsingen, Liechtenstein)		373 Mauritius		664 India (incl. Sikkim)
038 Austria (excl. Jungholz a. Mittelberg)		375 Comoros		666 Bangladesh
043 Andorra		377 Mayotte		667 Maldives
044 Gibraltar		378 Zambia		669 Sri Lanka (Ceylon)
045 Vatican City State		382 Zimbabwe		672 Nepal
046 Malta		386 Malawi		675 Bhutan
048 former Yugoslavia		388 South Africa		676 Myanmar
052 Turkey		389 Namibia		680 Thailand
056 former Soviet Union		391 Botswana		684 Laos
060 Poland		393 Swaziland		690 Vietnam
062 Czechoslovakia		395 Lesotho		696 Cambodia
064 Hungary				700 Indonesia
066 Romania		A M E R I C A		701 Malaysia (Malaya, Sabah, Sarawak)
068 Bulgaria		North America		703 Brunei
070 Albania		400 United States of America (incl. Puerto Rico)		706 Singapore
072 Ukraine		404 Canada		708 Philippines
073 Belarus		406 Greenland		716 Mongolia
074 Moldova		408 St Pierre a. Miquelon		720 China
075 Russia		Central and South America		724 North Korea
076 Georgia		412 Mexiko		728 South Korea
077 Armenia		413 Bermuda		732 Japan
078 Azerbaijan		416 Guatemala		736 Taiwan
079 Kazakhstan		421 Belize		740 Hong Kong
080 Turkmenistan		424 Honduras		743 Macao
081 Uzebekisten		428 El Salvador		A U S T R A L A S I A ,
082 Tadjikistan		432 Nicaragua		O C E A N I A A N D
083 Kyrgyzstan		436 Costa Rica		O T H E R T E R R I T O R I E S
091 Slovenia		442 Panama		800 Australia
092 Croatia		446 Anguilla		801 Papua New Guinea
093 Bosnia a. Herzegovina		448 Cuba		802 Australian Oceania (Heard a. McDonald Islands, Cocos Islands, Christmas a. Norfolk Islands)
A F R I C A		449 St. Christoph a. Nevis		803 Nauru
North Africa		452 Haiti		804 New Zealand
204 Morocco		453 Bahamas		806 Solomon Islands
208 Algeria		454 Turks a. Caicos Islands		807 Tuvalu
212 Tunisia		456 Dominican Republic		809 New Caledonia a. dependencies
216 Libya		457 Virgin Islands of the United States		810 American Oceania
220 Egypt		458 Guadeloupe		811 Wallis a. Futuna Islands
224 Sudan		459 Antigua a. Barbuda		812 Kiribati
West Africa		460 Dominica		813 Pitcairn
228 Mauritania		461 British Virgin Islands		814 New Zealand Oceania (Tokelau a. Niue Islands); Cook Islands
232 Mali		462 Martinique		815 Fiji
236 Burkina Faso		463 Cayman Islands		816 Vanuatu
240 Niger		464 Jamaica		817 Tonga
244 Chad		465 St Lucia		819 Western Samoa
247 Cape Verde		467 St Vincent		822 French Polynesia
248 Senegal		469 Barbados		823 Federated States of Micronesia
252 Gambia		472 Trinidad a. Tobago		824 Marshall Islands
257 Guinea Bissau		473 Grenada		890 Polar Regions
260 Guinea		474 Aruba		
264 Sierra Leone		476 Netherlands Antilles (Curacao, etc.)		M I S C E L L A N E O U S
268 Liberia		480 Colombia		950 Supplies for ships a. aircraft (imports for German a. exports resp. transit for foreign vessels a. aircraft)
272 Ivory Coast		484 Venezuela		958 Unidentified countries a. territories
276 Ghana		488 Guyana		
280 Togo		492 Suriname		
284 Benin		496 French Guiana		
288 Nigeria		500 Ecuador		
Central, East and South Africa		504 Peru		
302 Cameroon		508 Brazil		
		512 Chile		
		516 Bolivia		
		520 Paraguay		
		524 Uruguay		

Neither the headings which make up this nomenclature nor the details used with them are to be taken as any expression of opinion on the political status of the countries or territories concerned.

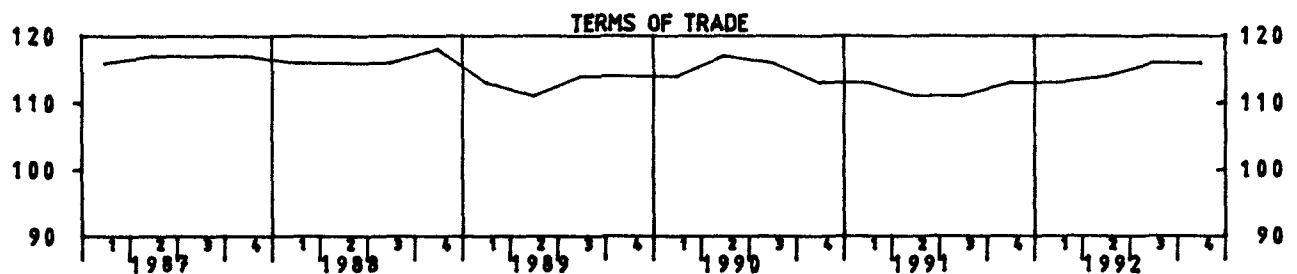
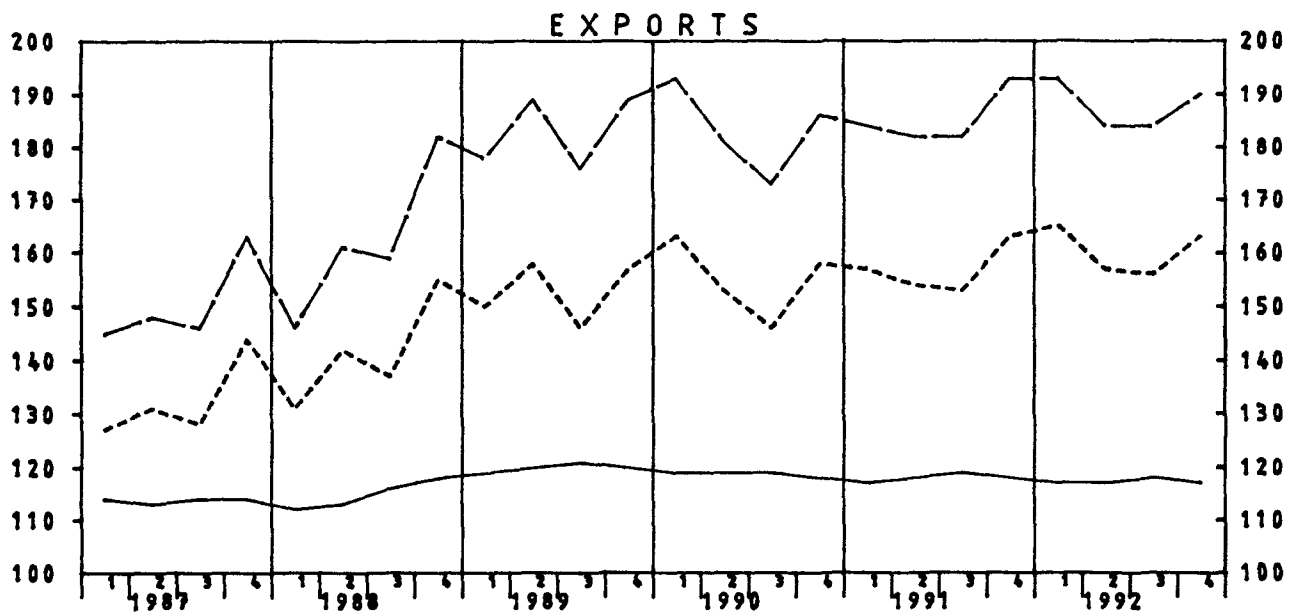
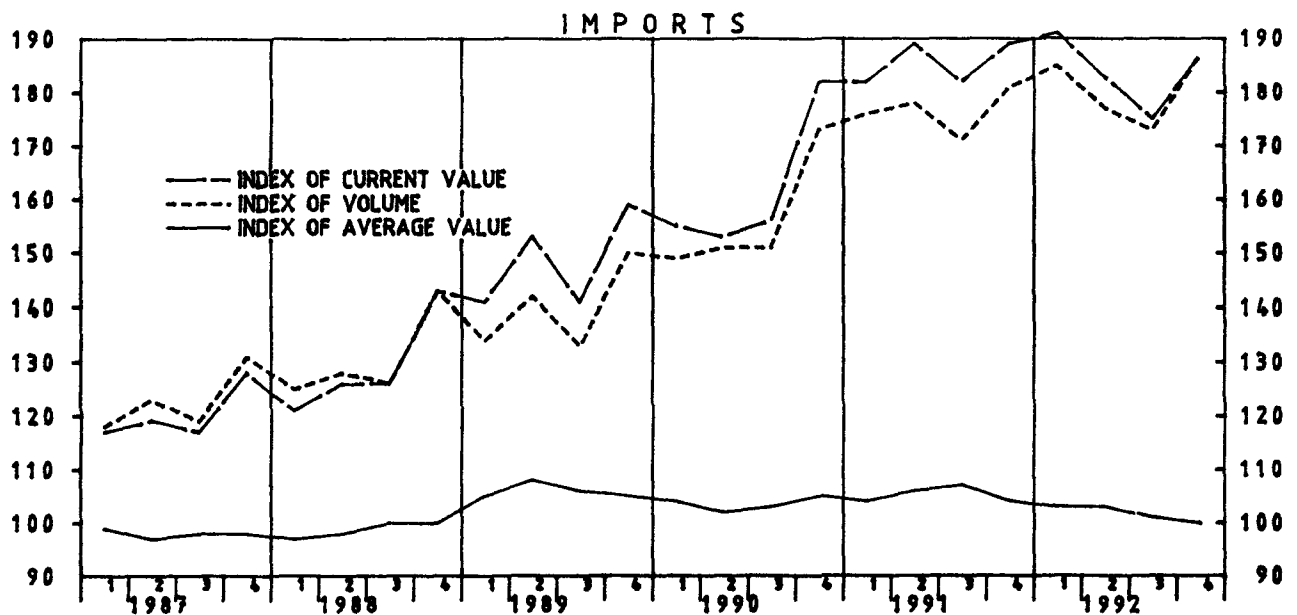


Alphabetical Index of Countries for Table 7

Country	Page	Country	Page
Afghanistan	396	Lebanon	382
Albania	308	Lesotho	351
Algeria	323	Liberia	332
American Oceania	428	Libya	325
Americ. Virgin Is.	365	Lithuania	293
Andorra	285	Macao	423
Angola	339	Madagascar	344
Antigua & Barbuda	365	Malawi	348
Anguilla	362	Malaysia	407
Argentina	379	Maldives	400
Armenia	313	Mali	329
Aruba	367	Malta	285
Australia	423	Marshall Islands	429
Austral. Oceania	426	Martinique	365
Austria	282	Mauritania	328
Azerbaijan	314	Mauritius	346
Bahamas	364	Mayotte	346
Bahrain	391	Mexico	357
Bangladesh	399	Moldova	311
Barbados	366	Mongolia	412
Belarus	310	Morocco	322
Belgium & Luxembourg	248	Mozambique	344
Belize	359	Myanmar	402
Benin	334	Namibia	351
Bermuda	358	Nauru	426
Bhutan	402	Nepal	401
Bolivia	377	Netherl. Antilles	368
Bosnia a. Herzegovina	321	Netherlands	251
Botswana	351	New Caledonia	427
Brazil	373	New Zealand	426
Brit. In. Oc. Terr.	344	N. Zealand Oceania	428
British Virgin Islands	365	Nicaragua	361
Brunei	408	Niger	329
Bulgaria	306	Nigeria	335
Burkina Faso	329	North Korea	414
Burundi	339	Norway	273
Cambodia	405	Oman	394
Cameroon	336	Pakistan	396
Canada	354	Panama	362
Canary Islands	270	Papua New Guinea	425
Cape Verde	330	Paraguay	377
Cayman Islands	366	Peru	372
Central Afr. Rep.	337	Philippines	410
Ceuta and Melilla	271	Pitcairn	428
Chad	330	Poland	297
Chile	375	Polar Reg.	429
China	412	Portugal	265
Columbia	368	Qatar	392
Comoros	346	Réunion	345
Congo	337	Romania	304
Costa Rica	361	Russia	311
Croatia	319	Rwanda	339
Cuba	362	S. Tomé & Príncipe	337
Cyprus	381	Saudi Arabia	389
Czechoslovakia	299	Senegal	330
Denmark	261	Seychelles	344
Djibouti	341	Ships suppl.	429
Dominica	365	Sierra Leone	331
Dominican Republic	364	Singapore	409
Ecuador	371	Solomon Islands	427
Egypt	326	Somalia	341
El Salvador	360	South Africa	348
Equatorial Guinea	337	South Korea	415
Estonia	291	Yemen	395
Ethiopia	340	Slovenia	317
Falkland Is.	381	former Sovietunion	794
Faroe Islands	272	Spain	268
Federated States of Micronesia	429	Sri Lanka	400
Finland	277	St. Christoph a. Nevis	363
Fiji	428	St. Helena	339
France	246	St. Lucia	366
French Guiana	371	St. Pierre & Miquelon	356
French Polynesia	429	St. Vincent	366
Gabon	337	Sudan	328
Gambia	331	Suriname	371
Georgia	313	Swaziland	351
Ghana	333	Sweden	275
Gibraltar	285	Switzerland	279
Greece	263	Syria	383
Greenland	356	Tadjikistan	315
Grenada	367	Taiwan	419
Guadeloupe	365	Tanzania	343
Guatemala	358	Thailand	402
Guinea	331	Togo	334
Guinea-Bissau	331	Tonga	425
Guyana	371	Trinidad and Tobago	367
Haiti	363	Turks & Caicos Is.	364
Honduras	359	Tunisia	324
Hong Kong	421	Turkey	289
Hungary	301	Turkmenistan	314
Iceland	271	Tuvalu	427
India	397	Uganda	342
Indonesia	405	Ukraine	308
Iran	384	Unident. countries	429
Iraq	384	Unit. Arab. Emirates	393
Ireland	259	United Kingdom	256
Israel	386	Uruguay	378
Italy	253	USA	352
Ivory Coast	332	Uzbekistan	315
Jamaica	366	Vanuatu	428
Japan	417	Vatican City	285
Jordan	388	Venezuela	369
Kazakhstan	314	Vietnam	404
Kenya	341	Wallis & Futuna	428
Kiribati	428	West. Samoa	428
Kuwait	390	former Yugoslavia	287
Kyrgyzstan	315	Yugoslavia	315
Laos	404	Zaire	338
Latvia	292	Zambia	346
		Zimbabwe	347



INDEX OF CURRENT VALUE, VOLUME AND AVERAGE VALUE OF IMPORTS  
AND EXPORTS (SPEZIAL TRADE)  
1980 = 100 BNK08961



STATISTISCHES BUNDESAMT

1) INDEX OF AVERAGE VALUE OF EXPORTS IN %  
OF THE INDEX OF AVERAGE VALUE OF IMPORTS



## **T a b l e s**



## 1 Development of Current Value and Volume of Imports and Exports

(Special Trade) by Sections of the SITC - Rev. 3

## 1.1 Imports by Groups of Countries

- Countries of production -

Year Quarter	Total	Section									
		0	1	2	3	4	5	6	7	8	9
		Food and live animals	Beverages and tobacco	Crude materials, inedible	Mineral fuels, lubricants etc.	Animal and vegetable oils and fats	Chemicals	Manufactured goods classified chiefly by material	Machinery and transport equipment	Miscella- neous manufactured articles	Commodities and trans- actions not classified acc. to kind 1)
Current Value in 1 000 DM											
Total											
1988 ....	439 609 422	41 445 640	4 381 419	28 511 906	33 516 928	1 454 145	42 620 167	80 471 495	128 137 884	65 699 099	13 370 739
1989 ....	506 464 705	43 764 669	4 697 953	33 393 370	38 344 662	1 729 856	47 700 968	94 630 997	154 364 755	73 320 272	14 517 203
1990 ....	550 627 705	46 377 795	5 423 862	29 534 802	45 548 306	1 524 223	49 662 715	98 253 529	178 099 608	83 061 466	13 141 399
1991 ....	633 054 296	52 967 981	6 473 011	28 118 532	49 353 497	1 599 479	53 558 086	105 101 468	223 092 686	101 978 421	10 811 135
1992 ....	627 950 335	54 184 797	6 600 976	27 963 954	44 792 116	1 735 552	53 974 304	104 382 132	217 940 271	102 533 792	13 842 441
1988 Q. 1	102 956 035	9 785 155	977 793	6 520 958	8 686 672	276 699	10 129 226	18 204 974	29 241 993	16 449 938	2 682 627
Q. 2	107 159 655	10 615 190	1 030 886	7 201 282	8 028 894	322 460	10 233 967	20 084 943	31 969 281	14 224 939	3 447 813
Q. 3	107 174 961	9 877 156	1 027 050	6 975 154	8 478 838	431 911	10 548 535	19 328 803	29 881 596	17 403 662	3 222 256
Q. 4	122 318 771	11 168 139	1 345 690	7 814 512	8 322 524	423 075	11 708 439	22 852 775	37 045 014	17 620 560	4 018 043
1989 Q. 1	120 147 075	10 473 849	1 109 839	8 286 536	8 369 857	420 462	11 715 377	23 067 517	35 056 858	18 110 400	3 536 380
Q. 2	130 921 557	11 982 783	1 131 753	8 767 670	9 273 765	434 543	12 394 484	25 117 724	40 977 063	17 178 826	3 662 946
Q. 3	120 116 079	10 122 488	1 089 131	7 844 358	9 601 480	428 080	11 619 774	22 297 547	34 960 669	18 733 363	3 419 189
Q. 4	135 279 994	11 185 549	1 367 230	8 494 806	11 099 560	446 771	11 971 333	24 148 209	43 370 165	19 297 683	3 898 688
1990 Q. 1	132 034 011	10 845 085	1 203 408	7 834 809	10 486 162	392 051	12 072 700	24 158 609	41 543 200	20 238 457	3 259 530
Q. 2	130 940 777	11 599 123	1 216 318	7 690 878	9 214 338	360 556	12 242 460	24 775 655	42 344 492	18 165 334	3 331 623
Q. 3	132 723 335	11 248 258	1 287 380	6 721 194	10 847 883	378 915	12 024 292	23 184 986	42 414 784	21 385 973	3 229 670
Q. 4	154 929 582	12 685 329	1 716 756	7 287 921	14 999 923	392 701	13 323 263	26 134 279	51 797 132	23 271 702	3 320 576
1991 Q. 1	155 541 347	12 607 136	1 559 789	6 737 265	12 905 783	379 189	13 865 919	26 136 217	53 457 740	25 225 730	2 666 579
Q. 2	160 943 480	13 300 886	1 572 775	7 333 972	12 308 104	381 102	13 850 475	27 031 696	59 099 350	23 236 027	2 829 093
Q. 3	155 638 016	12 951 896	1 514 551	7 049 602	10 954 470	410 104	13 153 724	25 896 778	53 423 021	27 629 693	2 654 177
Q. 4	160 931 453	14 108 063	1 825 896	6 997 693	13 185 140	429 084	12 687 968	26 036 777	57 112 575	25 886 971	2 661 286
1992 Q. 1	162 998 505	13 538 083	1 606 755	7 153 393	12 006 577	439 425	14 091 911	26 356 956	56 938 829	27 032 990	3 833 586
Q. 2	156 126 215	14 120 582	1 497 149	7 331 123	11 280 985	426 725	13 613 367	26 738 021	55 880 216	22 443 323	2 794 724
Q. 3	149 177 750	12 395 034	1 525 926	6 522 624	10 485 940	427 232	13 246 078	24 874 967	49 553 366	26 271 591	3 874 992
Q. 4	159 647 865	14 131 098	1 971 146	6 956 814	11 018 614	442 170	13 022 948	26 412 188	55 567 860	26 785 888	3 339 139
EC-Countries <sup>2)</sup>											
1988 ....	215 435 117	24 140 311	3 052 029	9 587 572	14 486 169	703 420	28 698 822	42 997 233	60 940 841	26 235 996	4 592 724
1989 ....	244 165 360	25 776 531	3 264 395	10 407 390	16 107 682	800 300	31 026 639	49 760 084	73 367 442	28 960 107	4 694 790
1990 ....	268 912 966	28 351 240	3 798 746	9 625 369	18 629 344	732 763	32 385 729	52 511 294	85 400 542	33 249 817	4 228 122
1991 ....	310 187 247	32 351 162	4 543 331	9 268 089	20 637 971	794 563	34 249 496	55 726 629	108 858 849	39 766 685	3 990 472
1992 ....	306 297 295	34 005 662	4 399 978	9 104 225	17 277 463	850 292	34 179 141	55 523 175	104 918 179	40 618 693	5 420 487
1988 Q. 1	51 291 995	5 698 181	694 917	2 334 822	3 931 729	142 460	6 860 141	9 793 623	14 264 144	6 638 274	933 704
Q. 2	53 566 457	6 413 306	717 673	2 491 816	3 450 598	162 081	6 912 424	10 973 043	15 492 734	5 821 492	1 131 290
Q. 3	50 332 505	5 839 934	661 384	2 098 208	3 514 270	210 386	7 074 863	10 017 320	13 149 063	6 723 295	1 043 782
Q. 4	60 244 160	6 188 890	978 055	2 662 726	3 589 572	188 493	7 851 394	12 213 247	18 034 900	7 052 935	1 483 948
1989 Q. 1	57 861 807	5 901 281	777 986	2 798 839	3 585 689	189 535	7 712 805	11 829 799	16 800 930	7 103 133	1 161 810
Q. 2	63 723 936	7 187 324	786 073	2 763 491	3 638 921	209 339	8 015 048	13 355 710	19 697 030	6 852 887	1 218 113
Q. 3	56 869 289	6 216 449	720 093	2 189 797	4 068 628	192 798	7 526 018	11 492 126	16 243 560	7 201 661	1 018 159
Q. 4	65 710 328	6 471 477	980 243	2 655 263	4 814 444	208 628	7 772 768	13 082 449	20 625 922	7 802 426	1 296 708
1990 Q. 1	63 770 910	6 417 621	849 195	2 532 624	4 311 739	174 029	7 839 977	12 779 478	20 049 301	7 857 651	959 295
Q. 2	63 769 821	7 295 682	843 994	2 470 976	3 750 542	171 689	8 027 357	13 358 361	19 463 394	7 321 712	1 066 114
Q. 3	64 016 977	7 195 596	904 192	2 071 457	4 373 130	185 157	7 885 925	12 150 390	19 890 930	8 331 055	1 029 145
Q. 4	77 355 258	7 442 341	1 201 365	2 550 312	6 193 933	201 888	8 632 470	14 223 065	25 996 917	9 739 399	1 173 568
1991 Q. 1	77 759 618	7 506 417	1 080 711	2 339 381	5 919 039	204 144	8 847 636	13 723 633	27 293 220	9 903 416	942 021
Q. 2	79 494 614	8 155 408	1 108 677	2 579 748	5 049 158	191 313	8 748 919	14 461 238	29 066 980	9 073 791	1 059 382
Q. 3	73 518 044	8 296 990	1 058 762	1 998 891	4 099 046	188 230	8 494 919	13 459 413	24 653 033	10 332 271	936 489
Q. 4	79 414 971	8 392 347	1 295 181	2 350 069	5 570 728	210 876	8 158 022	14 082 345	27 845 616	10 457 207	1 052 580
1992 Q. 1	79 252 015	8 043 481	1 028 870	2 431 779	4 967 395	222 799	8 997 110	13 964 211	27 951 832	10 403 164	1 241 374
Q. 2	77 133 073	8 935 794	1 009 055	2 460 356	4 073 698	204 773	8 679 669	14 387 006	27 014 171	9 132 278	1 236 273
Q. 3	71 815 355	8 291 926	1 019 034	1 974 854	3 863 139	217 248	8 407 501	13 028 665	23 195 722	10 171 741	1 645 525
Q. 4	78 096 852	8 734 461	1 343 019	2 237 236	4 373 231	205 472	8 094 861	14 143 293	26 756 454	10 911 510	1 297 315
Other Countries <sup>3)</sup>											
1988 ....	224 174 305	17 305 329	1 329 390	18 924 334	19 030 759	750 725	13 921 345	37 474 262	67 197 043	39 463 103	8 778 015
1989 ....	262 299 345	17 988 138	1 433 558	22 985 980	22 236 980	929 556	16 674 329	44 870 913	80 997 313	44 360 165	9 822 413
1990 ....	281 714 739	18 026 555	1 625 116	19 909 433	26 918 962	791 460	17 276 986	45 742 235	92 699 066	49 811 649	8 913 677
1991 ....	322 867 049	20 616 819	1 929 680	18 850 443	28 715 526	804 916	19 308 590	49 374 839	114 233 837	62 211 736	6 820 663
1992 ....	321 653 040	20 179 135	2 200 998	18 859 729	27 514 653	885 260	19 795 163	48 858 957	113 022 092	61 915 099	8 421 954
1988 Q. 1	51 664 040	4 086 974	282 876	4 186 136	4 754 943	134 239	3 269 085	8 411 351	14 977 849	9 811 664	1 748 923
Q. 2	53 593 198	4 201 884	313 213	4 709 466	4 578 296	160 379	3 321 543	9 111 900	16 476 547	8 403 447	2 316 523
Q. 3	56 842 456	4 037 222	365 666	4 876 946	4 964 568	221 525	3 473 672	9 311 483	16 732 533	10 680 367	2 178 474
Q. 4	62 074 611	4 979 249	367 635	5 151 786	4 732 952	234 582	3 857 045	10 639 528	19 010 114	10 567 625	2 534 095
1989 Q. 1	62 285 268										



## 1 Development of Current Value and Volume of Imports and Exports

(Special Trade) by Sections of the SITC - Rev. 3

## 1.1 Imports by Groups of Countries

- Countries of production -

Year Quarter	Total	Section										Commodities and trans- actions not classified acc. to kind 1)
		0	1	2	3	4	5	6	7	8	9	
		Food and live animals	Beverages and tobacco	Crude materials, inedible	Mineral fuels, lubricants etc.	Animal and vegetable oils and fats	Chemicals	Manufactured goods classified chiefly by material	Machinery and transport equipment	Miscella- neous manufactured articles		
Volume in 1 000 DM 2)												
Total												
1988 ....	445 382 304	43 312 941	3 745 337	29 277 595	67 580 395	1 925 364	41 993 709	77 351 185	107 604 414	59 615 557	x	
1989 ....	477 813 279	44 751 118	3 778 259	30 853 253	64 923 092	2 190 542	44 328 533	84 011 253	125 660 578	64 054 778	x	
1990 ....	532 863 854	50 203 522	4 351 769	29 565 841	69 600 278	2 328 015	48 169 982	92 030 486	148 834 338	75 099 804	x	
1991 ....	602 551 070	55 743 437	5 081 303	29 869 116	76 616 673	2 516 570	50 709 805	101 284 171	179 193 690	91 176 011	x	
1992 ....	616 417 558	59 022 670	5 196 338	31 545 523	81 251 982	2 555 858	54 725 415	104 202 373	173 512 931	91 388 653	x	
1988 Q. 1	106 326 024	10 299 941	854 354	7 185 043	16 643 718	406 182	10 108 510	18 351 305	24 979 593	14 839 845	x	
Q. 2	109 273 053	10 891 300	888 185	7 616 364	16 079 186	463 101	10 145 617	19 624 115	26 796 027	13 341 713	x	
Q. 3	107 764 401	10 357 056	900 956	6 871 780	17 076 091	540 823	10 346 080	18 302 716	24 822 279	15 464 758	x	
Q. 4	122 018 826	11 764 644	1 101 842	7 604 408	17 781 400	515 258	11 393 502	21 073 049	31 006 515	15 969 241	x	
1989 Q. 1	114 613 611	10 703 791	911 241	7 767 875	15 394 084	519 484	10 735 829	20 606 414	28 904 840	15 892 154	x	
Q. 2	121 464 665	11 825 874	927 842	7 987 490	15 016 250	539 516	11 298 366	22 119 712	33 164 013	15 264 798	x	
Q. 3	113 388 758	10 442 035	884 994	7 147 816	16 476 663	541 095	10 998 181	19 784 420	28 129 055	15 877 808	x	
Q. 4	128 346 245	11 779 418	1 054 182	7 950 072	18 036 095	590 447	11 296 157	21 500 707	35 462 220	17 020 018	x	
1990 Q. 1	127 078 510	11 597 765	945 843	7 605 373	16 737 822	557 306	11 748 234	22 550 427	34 634 836	17 572 121	x	
Q. 2	128 844 172	12 139 655	953 981	7 605 945	17 133 695	540 254	11 982 488	23 186 272	35 506 364	16 517 377	x	
Q. 3	129 172 716	12 294 847	1 066 432	6 795 231	17 399 758	587 282	11 818 887	21 704 911	35 244 664	19 139 760	x	
Q. 4	147 768 456	14 171 255	1 385 513	7 559 292	18 329 003	643 173	12 620 373	24 588 876	43 448 474	21 870 546	x	
1991 Q. 1	150 171 854	13 842 010	1 280 595	7 148 963	19 159 879	633 036	12 778 560	25 470 572	44 226 193	22 962 979	x	
Q. 2	152 255 518	13 878 793	1 253 807	7 676 883	19 274 396	596 318	13 015 356	25 802 515	46 698 672	21 389 944	x	
Q. 3	145 700 744	13 315 317	1 184 251	7 499 599	17 391 981	640 964	12 402 892	24 851 807	42 156 818	23 738 051	x	
Q. 4	154 422 954	14 707 317	1 362 650	7 543 671	20 790 417	646 252	12 512 997	25 159 277	46 112 007	23 085 037	x	
1992 Q. 1	158 268 333	14 292 137	1 208 525	7 804 207	21 403 457	645 180	14 143 985	26 172 044	45 653 861	23 451 249	x	
Q. 2	151 109 191	14 679 723	1 141 656	8 203 533	20 030 210	612 121	13 697 594	26 457 989	43 576 857	20 083 259	x	
Q. 3	147 421 153	13 755 262	1 345 905	7 371 671	19 730 696	638 782	13 426 968	24 877 938	39 290 084	23 234 627	x	
Q. 4	159 618 881	16 295 548	1 500 252	8 166 112	20 087 619	659 775	13 456 868	26 694 402	44 992 129	24 619 518	x	
EC-Countries <sup>3)</sup>												
1988 ....	216 070 563	23 920 526	2 595 773	9 892 133	29 129 097	886 904	28 496 539	40 631 080	52 704 112	23 714 101	x	
1989 ....	230 741 149	24 567 793	2 583 546	10 200 999	26 899 927	958 827	29 065 263	44 202 002	62 684 846	25 520 157	x	
1990 ....	255 647 710	27 432 092	2 898 345	9 903 617	27 864 338	977 268	31 563 671	48 014 331	73 425 610	29 710 322	x	
1991 ....	290 098 948	30 830 496	3 392 280	9 822 215	30 779 528	1 053 586	32 546 586	52 386 901	89 797 477	35 932 519	x	
1992 ....	293 066 347	33 132 416	3 337 584	10 319 652	30 099 419	1 122 308	34 163 557	53 364 733	86 298 019	36 400 203	x	
1988 Q. 1	51 875 572	5 586 161	609 058	2 445 498	7 649 292	190 864	6 835 828	9 598 124	12 331 186	5 799 008	x	
Q. 2	53 845 550	6 223 635	611 735	2 635 157	6 956 281	221 833	6 905 251	10 548 656	13 299 535	5 427 479	x	
Q. 3	50 680 210	5 934 771	588 911	2 144 787	7 005 891	252 937	6 988 692	9 376 735	11 443 809	5 998 692	x	
Q. 4	59 669 231	6 175 959	786 069	2 666 691	7 517 633	221 270	7 766 768	11 107 565	15 629 582	6 488 922	x	
1989 Q. 1	55 076 834	5 660 124	631 066	2 669 665	6 556 054	221 010	7 094 974	10 580 349	14 510 866	6 167 798	x	
Q. 2	59 066 678	6 712 603	635 485	2 700 383	5 780 837	257 364	7 325 159	11 757 315	16 636 131	6 209 707	x	
Q. 3	54 180 239	5 994 319	586 207	2 178 973	6 858 164	224 806	7 212 836	10 277 576	13 854 850	6 113 214	x	
Q. 4	62 417 398	6 200 747	730 788	2 651 978	7 704 872	255 647	7 432 294	11 586 762	17 682 999	7 029 436	x	
1990 Q. 1	60 534 114	6 132 088	649 769	2 513 122	6 808 080	229 496	7 718 580	11 603 512	17 357 458	6 650 821	x	
Q. 2	62 258 338	6 866 400	635 361	2 589 898	6 909 080	227 945	7 953 020	12 291 946	17 187 661	6 625 022	x	
Q. 3	60 988 525	7 065 489	715 166	2 175 298	6 691 767	249 239	7 795 657	11 090 180	16 964 077	7 293 582	x	
Q. 4	71 866 733	7 368 115	898 049	2 625 299	7 455 411	270 588	8 096 414	13 028 693	21 916 414	9 140 897	x	
1991 Q. 1	72 671 923	7 363 236	823 032	2 408 523	8 351 583	281 437	8 100 627	12 940 289	22 634 311	8 898 828	x	
Q. 2	74 181 307	7 693 153	844 638	2 679 886	7 687 745	254 722	8 323 891	13 506 703	23 850 993	8 411 774	x	
Q. 3	68 276 980	7 741 967	799 771	2 218 974	6 339 577	246 447	8 081 892	12 652 238	20 305 086	9 059 036	x	
Q. 4	74 968 738	8 032 140	924 839	2 514 832	8 400 623	270 980	8 040 176	13 287 671	23 007 087	9 562 881	x	
1992 Q. 1	74 771 084	7 654 286	735 909	2 662 224	8 436 154	292 220	8 723 207	13 386 817	22 914 335	8 883 718	x	
Q. 2	72 728 924	8 417 751	727 714	2 838 556	7 001 030	264 879	8 669 440	13 770 021	21 709 720	8 245 919	x	
Q. 3	69 162 126	8 170 868	910 775	2 216 667	7 054 104	290 536	8 409 729	12 564 493	19 024 452	9 034 498	x	
Q. 4	76 404 213	8 889 511	963 186	2 602 205	7 608 131	274 673	8 361 181	13 643 402	22 649 512	10 236 068	x	
Other Countries <sup>4)</sup>												
1988 ....	229 311 741	19 392 415	1 149 564	19 385 462	38 451 298	1 038 460	13 497 170	36 720 105	54 900 302	35 901 456	x	
1989 ....	247 072 130	20 183 325	1 194 713	20 652 254	38 023 165	1 231 715	15 263 270	39 809 251	62 975 732	38 534 621	x	
1990 ....	277 216 144	22 771 430	1 453 424	19 662 224	41 735 940	1 350 747	16 606 311	44 016 155	75 408 728	45 389 482	x	
1991 ....	312 452 122	24 912 941	1 689 023	20 046 901	45 837 145	1 462 984	18 163 219	48 897 270	89 396 213	55 243 492	x	
1992 ....	323 351 211	25 890 254	1 858 754	21 225 871	51 152 563	1 433 550	20 561 858	50 837 640	87 214 912	54 988 450	x	
1988 Q. 1	54 450 452	4 713 780	245 296	4 739 545	8 994 426	215 318	3 272 682	8 753 181	12 648 407	9 040 837	x	
Q. 2	55 427 503	4 667 665	276 450	4 981 207	9 122 905	241 268	3 240 366	9 075 459	13 496 492	7 514 234	x	
Q. 3	57 084 191	4 422 285	312 045	4 726 993	10 070 200	287 886	3 357 388	8 925 981	13 378 470	9 466 066	x	
Q. 4	62 349 595	5 588 685	315 773	4 937 717	10 263 767	293 988	3 626 734	9 965 484	15 376 933	9 480 319	x	
1989 Q. 1	59 536 777	5 043 667	280 175	5 098 210	8 838 030	298 474	3 640 855	10 026 065	14 393 974	9 724 356	x	
Q. 2	62 397 987	5 113 271	292 357	5 287 107	9 235 413	282 152	3 973 207	10 362 397	16 527 882	9 055 089	x	
Q. 3	59 208 519											



## 1 Development of Current Value and Volume of Imports and Exports

(Special Trade) by Sections of the SITC - Rev. 3

## 1.2 Exports by Groups of Countries

- Countries of consumption -

Year Quarter	Total	Section									
		0	1	2	3	4	5	6	7	8	9
		Food and live animals	Beverages and tobacco	Crude materials, inedible	Mineral fuels, lubricants etc.	Animal and vegetable oils and fats	Chemicals	Manufactured goods classified chiefly by material	Machinery and transport equipment	Miscella- neous manufactured articles	Commodities and trans- actions not classified acc. to kind 1)
Current Value in 1 000 DM											
Total											
1988 ....	567 653 979	23 644 276	3 249 220	10 639 085	6 918 414	1 596 459	76 908 424	102 554 733	272 817 717	62 363 668	6 961 983
1989 ....	641 040 721	25 995 394	3 617 104	12 368 593	7 884 077	1 817 681	83 082 559	117 154 583	311 684 432	69 706 114	7 730 184
1990 ....	642 784 701	25 108 717	3 732 802	11 696 492	8 183 003	1 544 813	81 703 870	113 497 987	317 217 905	71 712 944	8 386 168
1991 ....	648 363 489	27 560 368	4 176 482	12 055 907	8 044 636	1 514 188	82 304 546	110 852 725	317 481 150	72 890 036	11 483 451
1992 ....	657 409 605	28 629 583	4 597 082	12 057 340	8 111 199	1 492 040	82 373 289	108 698 863	326 689 090	74 593 625	10 167 494
1988 Q. 1	128 147 300	5 360 572	664 748	2 441 701	1 623 855	346 287	18 835 884	22 971 136	59 932 777	14 312 700	1 657 640
Q. 2	141 199 455	5 630 750	866 121	2 662 476	1 748 773	364 864	19 316 451	25 605 854	68 199 150	14 931 170	1 873 846
Q. 3	138 854 475	5 986 533	862 915	2 522 558	1 780 341	436 678	18 889 757	25 237 475	65 396 762	16 067 096	1 674 360
Q. 4	159 452 749	6 666 421	855 436	3 012 350	1 765 445	448 630	19 866 332	28 740 268	79 289 028	17 052 702	1 756 137
1989 Q. 1	155 924 244	6 305 649	689 955	3 144 553	1 999 300	450 968	21 152 658	28 256 227	75 404 385	16 619 846	1 900 703
Q. 2	165 242 763	6 701 654	894 055	3 364 922	2 042 655	477 732	21 832 762	30 826 965	80 155 868	16 936 653	2 009 497
Q. 3	154 340 295	6 469 197	1 073 547	2 856 896	1 876 402	432 326	19 982 226	28 540 181	73 421 878	17 842 504	1 845 138
Q. 4	165 533 419	6 518 894	959 547	3 002 222	1 965 720	456 655	20 114 913	29 531 210	82 702 301	18 307 111	1 974 846
1990 Q. 1	169 011 466	6 373 525	774 303	3 032 353	2 232 466	428 127	22 034 398	29 629 236	83 951 365	18 544 573	2 011 120
Q. 2	158 774 409	5 924 574	983 092	2 852 183	1 869 239	370 218	20 326 586	28 851 634	78 451 141	17 209 618	1 936 124
Q. 3	151 853 038	6 292 917	1 006 951	2 725 801	1 870 331	376 695	19 234 240	26 856 923	73 763 892	17 741 923	1 983 365
Q. 4	163 145 788	6 517 701	968 456	3 086 155	2 210 967	369 773	20 108 646	28 160 194	81 051 507	18 216 830	2 455 559
1991 Q. 1	160 840 921	6 858 687	856 700	2 990 553	2 082 962	414 074	21 365 219	27 817 002	76 806 588	18 250 369	3 398 767
Q. 2	158 931 695	6 605 688	1 040 175	3 118 582	1 840 577	334 920	20 463 507	28 252 262	77 594 122	16 964 814	2 717 048
Q. 3	159 490 414	6 915 769	1 130 515	2 832 691	2 092 014	356 801	20 168 361	27 061 671	77 320 882	18 946 007	2 665 703
Q. 4	169 100 459	7 180 224	1 149 092	3 114 081	2 029 083	408 393	20 307 459	27 721 790	85 759 558	18 728 846	2 701 933
1992 Q. 1	168 861 102	7 207 758	1 055 594	3 173 209	2 051 914	391 555	21 689 650	28 224 912	83 573 898	19 174 890	2 317 722
Q. 2	160 900 970	6 911 641	1 123 334	3 024 833	2 045 880	401 644	20 790 989	26 827 239	80 706 435	16 695 484	2 373 491
Q. 3	161 093 717	7 181 481	1 323 445	2 899 718	1 990 673	346 209	20 138 122	26 718 416	78 330 800	19 816 002	2 348 851
Q. 4	166 553 816	7 328 703	1 094 709	2 959 580	2 022 732	352 632	19 754 528	26 928 296	84 077 957	18 907 249	3 127 430
EC-Countries <sup>2)</sup>											
1988 ....	286 273 757	16 715 115	2 235 181	6 387 823	4 011 719	1 121 084	37 789 528	54 376 537	130 577 385	30 293 291	2 766 094
1989 ....	325 368 046	17 593 079	2 425 000	7 668 253	4 212 360	1 259 283	40 821 970	62 385 905	152 297 436	33 817 876	2 886 884
1990 ....	321 694 380	16 846 399	2 501 423	7 187 735	4 099 642	967 072	40 501 192	61 089 707	150 958 778	34 729 933	2 812 499
1991 ....	323 151 043	19 123 480	2 704 730	7 269 571	3 773 030	972 347	40 354 272	59 039 446	151 892 635	34 861 227	3 160 305
1992 ....	327 158 057	19 564 721	2 867 841	7 286 031	3 830 575	1 040 764	40 137 703	57 631 770	155 798 920	35 358 744	3 640 988
1988 Q. 1	67 076 696	3 793 603	451 845	1 501 863	980 100	243 870	9 705 860	12 724 312	29 729 397	7 295 461	650 385
Q. 2	72 404 365	3 917 121	593 792	1 583 123	1 024 444	251 926	9 506 889	13 630 355	34 014 042	7 113 030	769 643
Q. 3	68 344 260	4 263 325	571 524	1 476 274	983 038	297 710	8 868 240	12 848 708	30 583 828	7 797 335	654 278
Q. 4	78 448 436	4 741 066	618 020	1 826 563	1 024 137	327 578	9 708 539	15 173 162	36 250 118	8 087 465	691 788
1989 Q. 1	80 665 592	4 176 093	476 066	1 961 365	1 073 802	307 643	10 631 911	15 271 383	37 718 863	8 334 096	714 370
Q. 2	84 887 506	4 433 601	599 302	2 061 127	1 139 192	323 988	10 747 231	16 545 342	40 180 811	8 146 289	710 623
Q. 3	76 471 517	4 454 835	699 975	1 761 761	954 206	296 789	9 457 389	14 869 462	34 623 077	8 603 785	750 238
Q. 4	83 343 431	4 528 550	649 657	1 884 000	1 045 160	330 863	9 985 439	15 699 718	39 774 685	8 733 706	711 653
1990 Q. 1	84 549 771	4 142 070	518 935	1 866 268	1 172 596	253 645	10 928 950	15 820 176	39 988 231	9 178 029	680 871
Q. 2	80 025 043	3 978 580	670 566	1 775 330	942 715	227 691	10 193 170	15 774 915	37 516 300	8 273 970	671 806
Q. 3	74 782 657	4 167 072	674 211	1 655 023	909 255	248 123	9 246 221	14 399 136	34 211 335	8 547 146	725 135
Q. 4	82 336 909	4 558 677	637 711	1 891 114	1 075 076	237 613	10 132 851	15 095 480	39 242 912	8 730 788	734 687
1991 Q. 1	81 675 869	4 519 144	559 756	1 832 582	1 012 954	263 074	10 910 846	15 265 890	37 396 492	9 087 272	827 859
Q. 2	80 762 229	4 597 237	672 501	1 867 118	903 513	207 403	10 097 116	15 165 073	38 486 444	7 979 105	786 719
Q. 3	77 648 682	4 986 909	730 523	1 666 977	932 246	241 911	9 480 740	14 055 373	35 685 348	9 095 792	772 863
Q. 4	83 064 263	5 020 190	741 950	1 902 894	924 317	259 959	9 865 570	14 553 110	40 324 351	8 699 058	772 864
1992 Q. 1	86 338 763	4 709 183	688 646	1 956 350	974 022	267 561	10 772 153	15 515 984	41 187 296	9 425 456	842 112
Q. 2	81 341 774	4 849 016	716 044	1 844 356	1 004 039	275 380	10 212 127	14 360 239	39 453 068	7 832 420	795 085
Q. 3	78 971 911	5 083 797	781 980	1 729 562	917 593	249 030	9 738 555	13 933 817	36 217 501	8 600 778	859 298
Q. 4	80 505 609	4 922 725	681 171	1 755 763	934 921	248 793	9 414 868	13 821 730	38 941 055	8 640 090	1 144 493
Other Countries <sup>3)</sup>											
1988 ....	281 380 222	6 929 161	1 014 039	4 251 262	2 906 695	475 375	39 118 896	48 178 196	142 240 332	32 070 377	4 195 889
1989 ....	315 672 675	8 402 315	1 192 104	4 700 340	3 671 717	558 398	42 260 589	54 768 678	159 386 996	35 888 238	4 843 300
1990 ....	321 090 321	8 262 318	1 231 379	4 508 757	4 083 361	577 741	41 202 678	52 408 280	166 259 127	36 983 011	5 573 669
1991 ....	325 212 446	8 436 888	1 471 752	4 786 336	4 271 606	541 841	41 950 274	51 813 279	165 588 515	38 028 809	8 323 146
1992 ....	330 251 548	9 064 862	1 729 241	4 771 309	4 280 624	451 276	42 235 586	51 067 093	170 890 170	39 234 881	6 526 506
1988 Q. 1	61 070 604	1 566 969	212 903	939 838	643 755	102 417	9 130 024	10 246 824	30 203 380	7 017 239	1 007 255
Q. 2	68 795 090	1 713 629	272 329	1 079 353	724 329	112 938	9 809 562	11 975 499	34 185 108	7 818 140	1 104 203
Q. 3	70 510 215	1 723 208	291 391	1 046 284	797 303	138 968	10 021 517	12 388 767	34 812 934	8 269 761	1 020 082
Q. 4	81 004 313	1 925 355	237 416	1 185 787	741 308	121 052	10 157 793	13 567 106	43 038 910	8 965 237	1 064 349
1989 Q. 1	75 258 652	2 129 556	213 889	1 183 188	925 498	143 325	10 520 747	12 984 844	37 685 522	8 285 750	1 186 333
Q.											



## 1 Development of Current Value and Volume of Imports and Exports

## (Special Trade) by Sections of the SITC - Rev. 3

## 1.2 Exports by Groups of Countries

## - Countries of consumption -

Year Quarter	Total	Section										Commodities and trans- actions not classified acc. to kind 1)
		0	1	2	3	4	5	6	7	8	9	
		Food and live animals	Beverages and tobacco	Crude materials, inedible	Mineral fuels, lubricants etc.	Animal and vegetable oils and fats	Chemicals	Manufactured goods classified chiefly by material	Machinery and transport equipment	Miscella- neous manufactured articles		
Volume in 1 000 DM 2)												
Total												
1988 ....	494 264 546	24 314 814	2 784 328	10 155 439	9 058 819	2 250 342	71 131 890	96 177 003	217 617 189	54 092 293	x	
1989 ....	534 413 355	25 134 735	3 019 536	10 832 420	10 234 456	2 349 448	73 253 828	102 800 840	240 460 778	59 125 791	x	
1990 ....	542 022 378	25 874 619	3 220 600	11 416 998	10 190 624	2 343 109	74 582 565	102 512 538	242 901 858	61 189 227	x	
1991 ....	550 061 179	29 571 544	3 531 533	13 249 183	9 898 889	2 461 722	74 630 719	102 931 843	240 326 605	62 442 051	x	
1992 ....	561 237 040	30 144 170	3 820 137	13 780 624	11 628 770	2 388 895	77 130 679	103 432 809	244 691 858	64 445 913	x	
1988 Q. 1	114 469 693	5 689 091	571 892	2 432 550	1 972 412	552 366	17 756 530	22 447 442	48 856 551	12 624 592	x	
Q. 2	124 541 907	5 888 561	731 803	2 570 479	2 245 383	547 022	17 977 618	24 224 452	55 316 569	13 109 363	x	
Q. 3	119 900 109	6 069 412	735 352	2 360 017	2 430 575	574 648	17 207 077	23 467 258	51 765 492	13 726 284	x	
Q. 4	135 352 837	6 667 750	745 281	2 792 393	2 410 449	576 306	18 190 665	26 037 851	61 678 577	14 632 054	x	
1989 Q. 1	131 225 013	6 179 897	554 838	2 757 255	2 762 342	573 179	18 592 527	25 137 349	58 876 217	14 010 623	x	
Q. 2	138 114 863	6 434 986	727 954	2 910 235	2 634 308	614 890	19 077 081	27 090 034	62 150 990	14 550 333	x	
Q. 3	127 507 549	6 175 239	890 645	2 506 564	2 416 764	554 956	17 526 820	24 721 984	56 024 073	14 998 091	x	
Q. 4	137 565 930	6 344 613	846 099	2 658 366	2 421 042	606 423	18 057 400	25 851 473	63 409 498	15 566 744	x	
1990 Q. 1	142 492 279	6 344 804	652 927	2 773 531	2 828 239	623 322	19 929 138	26 612 615	65 181 371	15 688 255	x	
Q. 2	133 552 892	5 899 420	827 828	2 754 042	2 467 275	552 481	18 551 236	25 895 503	59 952 148	14 808 395	x	
Q. 3	127 609 240	6 479 314	859 039	2 686 257	2 447 917	579 540	17 741 318	24 183 525	55 867 896	14 930 619	x	
Q. 4	138 367 967	7 151 081	880 806	3 203 168	2 447 193	587 766	18 360 873	25 820 895	61 900 443	15 761 958	x	
1991 Q. 1	137 705 637	7 504 212	732 906	3 108 650	2 393 146	705 042	19 105 768	25 883 028	59 257 900	15 435 557	x	
Q. 2	134 899 534	6 984 712	887 275	3 380 764	2 222 849	533 614	18 394 155	26 068 594	59 309 414	14 570 785	x	
Q. 3	134 334 792	7 253 950	944 245	3 193 795	2 757 461	564 226	18 282 594	25 109 665	57 626 700	16 127 151	x	
Q. 4	143 121 216	7 828 670	967 107	3 565 974	2 525 433	658 840	18 848 202	25 870 556	64 132 591	16 308 558	x	
1992 Q. 1	144 574 172	7 679 684	828 817	3 513 494	2 831 396	639 339	19 983 281	26 856 105	63 623 440	16 436 093	x	
Q. 2	137 141 857	7 034 194	920 614	3 350 950	2 865 683	628 998	19 260 959	25 467 766	60 442 452	14 861 722	x	
Q. 3	136 778 354	7 502 740	1 085 332	3 402 618	2 950 382	559 791	18 935 977	25 368 357	57 830 758	16 843 311	x	
Q. 4	142 742 657	7 927 552	985 374	3 513 562	2 981 309	560 767	18 950 462	25 740 581	62 795 208	16 304 787	x	
EC-Countries <sup>3)</sup>												
1988 ....	250 524 505	15 628 091	1 863 913	6 156 794	4 317 121	1 570 645	35 356 935	50 919 898	105 334 420	26 774 206	x	
1989 ....	271 570 960	16 023 870	1 976 068	6 793 903	4 785 213	1 656 007	36 540 698	55 011 489	117 233 345	28 968 941	x	
1990 ....	270 538 614	16 727 710	2 114 643	7 096 621	4 426 554	1 468 841	37 101 156	55 135 118	114 258 303	29 665 411	x	
1991 ....	271 696 663	19 228 025	2 207 800	8 232 963	4 055 008	1 600 689	37 027 200	54 301 616	112 312 468	29 860 256	x	
1992 ....	275 360 285	19 031 605	2 295 716	8 570 376	4 876 478	1 687 710	38 489 247	54 461 912	112 194 977	30 381 008	x	
1988 Q. 1	60 226 953	3 623 228	376 780	1 515 784	982 617	378 173	9 196 687	12 287 933	24 669 426	6 571 562	x	
Q. 2	63 701 089	3 698 008	482 571	1 533 867	1 071 894	378 025	8 910 459	12 802 033	27 746 064	6 339 214	x	
Q. 3	59 045 085	3 926 971	476 766	1 402 461	1 098 899	389 337	8 196 255	11 964 017	24 225 679	6 770 443	x	
Q. 4	67 551 378	4 379 884	527 796	1 704 682	1 163 711	425 110	9 053 534	13 865 915	28 693 251	7 092 987	x	
1989 Q. 1	67 971 937	3 809 054	367 833	1 733 149	1 270 617	398 944	9 418 053	13 602 660	29 630 635	7 098 510	x	
Q. 2	70 746 071	3 989 430	474 714	1 807 213	1 314 642	423 728	9 518 001	14 597 269	30 876 473	7 104 618	x	
Q. 3	63 226 946	3 992 779	576 820	1 560 113	1 066 439	389 680	8 487 149	12 996 083	26 226 236	7 269 828	x	
Q. 4	69 626 006	4 232 607	556 701	1 693 428	1 133 515	443 655	9 117 495	13 815 477	30 500 001	7 495 985	x	
1990 Q. 1	71 277 860	3 992 828	425 723	1 733 570	1 285 756	356 685	9 994 863	14 256 833	30 853 983	7 769 530	x	
Q. 2	67 163 735	3 840 984	554 872	1 728 997	1 036 057	338 792	9 423 722	14 194 914	28 249 445	7 181 895	x	
Q. 3	62 579 049	4 139 683	567 835	1 664 246	1 023 444	386 670	8 578 070	12 956 928	25 398 893	7 214 276	x	
Q. 4	69 517 970	4 754 215	566 213	1 969 808	1 081 297	386 694	9 104 501	13 726 443	29 755 982	7 499 710	x	
1991 Q. 1	68 837 433	4 644 730	452 971	1 916 117	1 045 461	444 235	9 722 172	14 016 176	28 268 836	7 565 602	x	
Q. 2	68 092 408	4 569 481	547 936	2 074 351	961 882	341 793	9 219 435	13 839 508	28 892 547	6 918 058	x	
Q. 3	65 075 426	4 958 278	581 169	1 981 053	1 052 506	396 184	8 864 935	12 921 896	25 849 650	7 774 155	x	
Q. 4	69 691 396	5 055 536	625 724	2 261 442	995 159	418 477	9 220 658	13 524 036	29 301 435	7 602 441	x	
1992 Q. 1	72 799 297	4 598 311	514 795	2 210 219	1 171 941	437 403	10 042 740	14 715 647	30 367 422	7 990 652	x	
Q. 2	68 453 449	4 646 707	562 896	2 101 263	1 245 618	436 973	9 703 599	13 568 943	28 551 488	6 928 524	x	
Q. 3	65 865 705	4 889 673	615 092	2 109 002	1 207 675	410 449	9 419 159	13 006 256	25 392 841	8 049 578	x	
Q. 4	68 241 834	4 896 914	602 933	2 149 892	1 251 244	402 885	9 323 749	13 171 066	27 883 226	7 412 254	x	
Other Countries <sup>4)</sup>												
1988 ....	243 740 041	8 686 723	920 415	3 998 645	4 741 698	679 697	35 774 955	45 257 105	112 282 769	27 318 087	x	
1989 ....	262 842 395	9 110 865	1 043 468	4 038 517	5 449 243	693 441	36 713 130	47 789 351	123 227 433	30 156 850	x	
1990 ....	271 483 764	9 146 909	1 105 957	4 320 377	5 764 070	874 268	37 481 409	47 377 420	128 643 555	31 523 816	x	
1991 ....	278 364 516	10 343 519	1 323 733	5 016 220	5 843 881	861 033	37 603 519	48 630 227	128 014 137	32 581 795	x	
1992 ....	285 876 755	11 112 565	1 524 421	5 210 248	6 752 292	701 185	38 641 432	48 970 897	132 496 881	34 064 905	x	
1988 Q. 1	54 242 740	2 065 863	195 112	916 766	989 795	174 193	8 559 843	10 159 509	24 187 125	6 053 030	x	
Q. 2	60 840 818	2 190 553	249 232	1 036 612	1 173 489	168 997	9 067 159	11 422 419	27 570 505	6 770 149	x	
Q. 3	60 855 024	2 142 441	258 586	957 556	1 331 676	185 311	9 010 822	11 503 241	27 539 813	6 955 841	x	
Q. 4	67 801 459	2 287 866	217 485	1 087 711	1 246 738	151 196	9 137 131	12 171 936	32 985 326	7 539 067	x	
1989 Q. 1	63 253 076	2 370 843	187 005	1 024 106	1 491 725	174 235	9 174 474	11 534 689	29 245 582	6 912 113	x	
Q. 2	67 368 792	2 445 556	253 240	1 103 022	1 319 666	191 162	9 559 080	12 492 765	31 274 517	7 445 715	x	
Q. 3	64 280 603	2 182 460	313 825	946 451	1 350 325	165 276	9 039 671	11 725 901	29 797 837	7 728 263	x	
Q. 4	67 939 924	2 112 006	289 398	964 938	1 287 527	162 768	8 939 905	12 035 996	32 909 497	8 070 759	x	



## 2 Index of Current Value, Volume and Average Value of Imports and Exports

(Special Trade) by Sections of the SITC - Rev. 3

1980 = 100

2.1 Total

Year Quarter	Imports										
	Total	Section									
		0 Food and live animals	1 Beverages and tobacco	2 Crude materials, inedible	3 Mineral fuels, lubricants etc.	4 Animal and vegetable oils and fats	5 Chemicals	6 Manufactured goods classified chiefly by material	7 Machinery and transport equipment	8 Miscella- neous manufactured articles	9 Commodities and trans- actions not classified acc. to kind 1)
Index of Current Value											
1988 ....	128,8	124,6	128,7	107,6	44,0	100,7	176,4	131,9	201,1	166,5	x
1989 ....	148,4	131,6	138,0	126,0	50,3	119,8	197,4	155,1	242,3	185,8	x
1990 ....	161,3	139,5	159,3	111,4	59,7	105,6	205,5	161,1	279,5	210,5	x
1991 ....	185,4	159,3	190,1	106,1	64,7	110,8	221,7	172,3	350,1	258,4	x
1992 ....	183,9	162,9	193,8	105,5	58,8	120,2	223,4	171,1	342,1	259,8	x
1988 Q. 1	120,6	117,7	114,8	98,4	45,6	76,7	167,7	119,4	183,6	166,7	x
Q. 2	125,6	127,7	121,1	108,7	42,1	89,3	169,4	131,7	200,7	144,2	x
Q. 3	125,6	118,8	120,6	105,3	44,5	119,7	174,6	126,7	187,6	176,4	x
Q. 4	143,3	134,3	158,1	117,9	43,7	117,2	193,8	149,8	232,6	178,6	x
1989 Q. 1	140,8	126,0	130,4	125,1	43,9	116,5	194,0	151,2	220,1	183,6	x
Q. 2	153,4	144,1	132,9	132,3	48,7	120,4	205,2	164,7	257,2	174,1	x
Q. 3	140,7	121,8	127,9	118,4	50,4	118,6	192,4	146,2	219,5	189,9	x
Q. 4	158,5	134,5	160,6	128,2	58,2	123,8	198,2	158,3	272,3	195,6	x
1990 Q. 1	154,7	130,4	141,3	118,2	55,0	108,6	199,9	158,4	260,8	205,1	x
Q. 2	153,4	139,5	142,9	116,1	48,3	99,9	202,7	162,4	265,8	184,1	x
Q. 3	155,5	135,3	151,2	101,4	56,9	105,0	199,1	152,0	266,3	216,8	x
Q. 4	181,5	152,6	201,6	110,0	78,7	108,8	220,6	171,4	325,2	235,9	x
1991 Q. 1	182,2	151,6	183,2	101,7	67,7	105,0	229,6	171,4	335,6	255,7	x
Q. 2	188,6	160,0	184,7	110,7	64,6	105,6	229,3	177,2	371,0	235,5	x
Q. 3	182,4	155,8	177,9	106,4	57,5	113,6	217,8	169,8	335,4	280,1	x
Q. 4	188,6	169,7	214,5	105,6	69,2	118,9	210,1	170,7	358,5	262,4	x
1992 Q. 1	191,0	162,8	188,7	108,0	63,0	121,7	233,3	172,8	357,5	274,0	x
Q. 2	182,9	169,8	175,9	110,6	59,2	118,2	225,4	175,3	350,8	227,5	x
Q. 3	174,8	149,1	179,2	98,4	55,0	118,4	219,3	163,1	311,1	266,3	x
Q. 4	187,1	170,0	231,5	105,0	57,8	122,5	215,6	173,2	348,8	271,5	x
Index of Volume											
1988 ....	130,5	130,2	110,0	110,5	88,6	133,3	173,8	126,8	168,9	151,1	x
1989 ....	140,0	134,6	110,9	116,4	85,2	151,7	183,5	137,7	197,2	162,3	x
1990 ....	156,1	151,0	127,8	111,5	91,3	161,2	199,4	150,9	233,6	190,3	x
1991 ....	176,5	167,6	149,2	112,7	100,5	174,3	209,9	166,0	281,2	231,0	x
1992 ....	180,6	177,5	152,6	119,0	106,6	177,0	226,5	170,8	272,3	231,6	x
1988 Q. 1	124,6	123,9	100,4	108,4	87,3	112,5	167,4	120,3	156,8	150,4	x
Q. 2	128,0	131,0	104,3	114,9	84,4	128,3	168,0	128,7	168,2	135,2	x
Q. 3	126,3	124,6	105,8	103,7	89,6	149,8	171,3	120,0	155,8	156,8	x
Q. 4	143,0	141,5	129,4	114,8	93,3	142,7	188,6	138,2	194,7	161,9	x
1989 Q. 1	134,3	128,7	107,0	117,2	80,8	143,9	177,7	135,1	181,5	161,1	x
Q. 2	142,3	142,2	109,0	120,5	78,8	149,5	187,0	145,0	208,2	154,7	x
Q. 3	132,9	125,6	103,9	107,9	86,5	149,9	182,1	129,7	176,6	160,9	x
Q. 4	150,4	141,7	123,8	120,0	94,6	163,6	187,0	141,0	222,6	172,5	x
1990 Q. 1	148,9	139,5	111,1	114,8	87,8	154,4	194,5	147,9	217,4	178,1	x
Q. 2	151,0	146,0	112,1	114,8	89,9	149,7	198,4	152,0	222,9	167,4	x
Q. 3	151,4	147,9	125,3	102,5	91,3	162,7	195,7	142,3	221,3	194,0	x
Q. 4	173,1	170,5	162,7	114,1	96,2	178,2	208,9	161,2	272,8	221,7	x
1991 Q. 1	176,0	166,5	150,4	107,9	100,5	175,4	211,6	167,0	277,6	232,8	x
Q. 2	178,4	166,9	147,3	115,9	101,1	165,2	215,5	169,2	293,2	216,8	x
Q. 3	170,7	160,2	139,1	113,2	91,3	177,6	205,3	162,9	264,7	240,6	x
Q. 4	180,9	176,9	160,1	113,8	109,1	179,0	207,2	165,0	289,5	234,0	x
1992 Q. 1	185,4	171,9	142,0	117,8	112,3	178,7	234,2	171,6	286,6	237,7	x
Q. 2	177,1	176,6	134,1	123,8	105,1	169,6	226,8	173,5	273,6	203,6	x
Q. 3	172,7	165,5	158,1	111,2	103,5	177,0	222,3	163,1	246,7	235,5	x
Q. 4	187,0	196,0	176,2	123,2	105,4	182,8	222,8	175,0	282,5	249,6	x
Index of Average Value											
1988 ....	98,7	95,7	117,0	97,4	49,6	75,5	101,5	104,0	119,1	110,2	x
1989 ....	106,0	97,8	124,3	108,2	59,1	79,0	107,6	112,6	122,8	114,5	x
1990 ....	103,3	92,4	124,6	99,9	65,4	65,5	103,1	106,8	119,7	110,6	x
1991 ....	105,1	95,0	127,4	94,1	64,4	63,6	105,6	103,8	124,5	111,8	x
1992 ....	101,9	91,8	127,0	88,6	55,1	67,9	98,6	100,2	125,6	112,2	x
1988 Q. 1	96,8	95,0	114,4	90,8	52,2	68,1	100,2	99,2	117,1	110,8	x
Q. 2	98,1	97,5	116,1	94,6	49,9	69,6	100,9	102,3	119,3	106,6	x
Q. 3	99,5	95,4	114,0	101,5	49,7	79,9	102,0	105,6	120,4	112,5	x
Q. 4	100,2	94,9	122,1	102,8	46,8	82,1	102,8	108,4	119,5	110,3	x
1989 Q. 1	104,8	97,9	121,8	106,7	54,4	80,9	109,1	111,9	121,3	114,0	x
Q. 2	107,8	101,3	122,0	109,8	61,8	80,5	109,7	113,6	123,6	112,5	x
Q. 3	105,9	96,9	123,1	109,7	58,3	79,1	105,7	112,7	124,3	118,0	x
Q. 4	105,4	95,0	129,7	106,9	61,5	75,7	106,0	112,3	122,3	113,4	x
1990 Q. 1	103,9	93,5	127,2	103,0	62,6	70,3	102,8	107,1	119,9	115,2	x
Q. 2	101,6	95,5	127,5	101,1	53,8	66,7	102,2	106,9	119,3	110,0	x
Q. 3	102,7	91,5	120,7	98,9	62,3	64,5	101,7	106,8	120,3	111,7	x
Q. 4	104,8	89,5	123,9	96,4	81,8	61,1	105,6	106,3	119,2	106,4	x
1991 Q. 1	103,6	91,1	121,8	94,2	67,4	59,9	108,5	102,6	120,9	109,9	x
Q. 2	105,7	95,8	125,4	95,5	63,9	63,9	106,4	104,8	126,6	108,6	x
Q. 3	106,8	97,3	127,9	94,0	63,0	64,0	106,1	104,2	126,7	116,4	x
Q. 4	104,2	95,9	134,0	92,8	63,4	66,4	101,4	103,5	123,9	112,1	x
1992 Q. 1	103,0	94,7	133,0	91,7	56,1	68,1	99,6	100,7	124,7	115,3	x
Q. 2	103,3	96,2	131,1	89,4	56,3	69,7	99,4	101,1	128,2	111,8	x
Q. 3	101,2	90,1	113,4	88,5	53,1	66,9	98,7	100,0	126,1	113,1	x
Q. 4	100,0	86,7	131,4	85,2	54,9	67,0	96,8	98,9	123,5	108,8	x

1) Goods returned and replaced have not been allocated to the various sections according to their type but were as a whole included in Section 9.



## 2 Index of Current Value, Volume and Average Value of Imports and Exports

(Special Trade) by Sections of the SITC - Rev. 3

1980 = 100

2.1 Total

Year Quarter	Exports										
	Total	Section									
		0 Food and live animals	1 Beverages and tobacco	2 Crude materials, inedible	3 Mineral fuels, lubricants etc.	4 Animal and vegetable oils and fats	5 Chemicals	6 Manufactured goods classified chiefly by material	7 Machinery and transport equipment	8 Miscella- neous manufactured articles	9 Commodities and trans- actions not classified acc. to kind 1)
Index of Current Value											
1988 ....	162,0	157,2	181,0	148,2	52,3	103,6	174,3	144,1	175,7	191,0	x
1989 ....	183,0	172,8	201,5	172,3	59,6	118,0	188,3	164,6	200,8	213,5	x
1990 ....	183,5	166,9	207,9	162,9	61,9	100,3	185,2	159,4	204,3	219,7	x
1991 ....	185,1	183,2	232,6	167,9	60,8	98,3	186,5	155,7	204,5	223,3	x
1992 ....	187,7	190,3	256,1	167,9	61,3	96,8	186,7	152,7	210,4	228,5	x
1988 Q. 1	146,3	142,6	148,1	136,0	49,1	89,9	170,7	129,1	154,4	175,4	x
Q. 2	161,2	149,7	193,0	148,3	52,9	94,7	175,1	143,9	175,7	183,0	x
Q. 3	158,5	159,2	192,3	140,5	53,8	113,4	171,2	141,8	168,5	196,9	x
Q. 4	182,1	177,3	190,6	167,8	53,4	116,5	180,1	161,5	204,3	209,0	x
1989 Q. 1	178,0	167,7	153,7	175,2	60,5	117,1	191,7	158,8	194,3	203,7	x
Q. 2	188,7	178,2	199,2	187,5	61,8	124,0	197,9	173,2	206,5	207,5	x
Q. 3	176,2	172,0	239,2	159,2	56,8	112,2	181,1	160,4	189,2	218,6	x
Q. 4	189,0	173,4	213,8	167,3	59,5	118,5	182,3	165,9	213,1	224,3	x
1990 Q. 1	193,0	169,5	172,5	169,0	67,5	111,1	199,7	166,5	216,3	227,2	x
Q. 2	181,3	157,6	219,0	158,9	56,5	96,1	184,3	162,1	202,1	210,9	x
Q. 3	173,4	167,3	224,3	151,9	56,6	97,8	174,4	150,9	190,0	217,4	x
Q. 4	186,3	173,3	215,8	171,9	66,9	96,0	182,3	158,2	208,8	223,2	x
1991 Q. 1	183,6	182,4	190,9	166,6	63,0	107,5	193,7	156,3	197,9	223,6	x
Q. 2	181,5	175,7	231,7	173,8	55,7	86,9	185,5	158,8	199,9	207,9	x
Q. 3	182,1	183,9	251,9	157,8	63,3	92,6	182,8	152,1	199,2	232,2	x
Q. 4	193,1	190,9	256,0	173,5	61,4	106,0	184,1	155,8	221,0	229,5	x
1992 Q. 1	192,8	191,7	235,2	176,8	62,1	101,6	196,6	158,6	215,3	235,0	x
Q. 2	183,7	183,8	250,3	168,5	61,9	104,3	188,5	150,8	207,9	204,6	x
Q. 3	183,9	191,0	294,9	161,6	60,2	89,9	182,5	150,1	201,8	242,8	x
Q. 4	190,2	194,9	243,9	164,9	61,2	91,5	179,1	151,3	216,6	231,7	x
Index of Volume											
1988 ....	141,1	161,7	155,1	141,5	68,5	146,0	161,2	135,1	140,2	165,7	x
1989 ....	152,5	167,1	168,2	150,9	77,4	152,5	166,0	144,4	154,9	181,1	x
1990 ....	154,7	172,0	179,4	159,0	77,1	152,1	169,0	144,0	156,5	187,4	x
1991 ....	157,0	196,6	196,7	184,5	74,9	159,8	169,1	144,6	154,8	191,3	x
1992 ....	160,2	200,4	212,8	192,0	87,9	155,0	174,8	145,3	157,6	197,4	x
1988 Q. 1	130,7	151,3	127,4	135,5	59,7	143,4	161,0	126,1	125,9	154,7	x
Q. 2	142,2	156,6	163,0	143,2	67,9	142,0	163,0	136,1	142,5	160,6	x
Q. 3	136,9	161,4	163,8	131,5	73,5	149,2	156,0	131,9	133,4	168,2	x
Q. 4	154,5	177,3	166,0	155,6	72,9	149,6	164,9	146,3	158,9	179,3	x
1989 Q. 1	149,8	164,3	123,6	153,6	83,5	148,8	168,5	141,3	151,7	171,7	x
Q. 2	157,7	171,1	162,2	162,1	79,7	159,6	172,9	152,2	160,1	178,3	x
Q. 3	145,6	164,2	198,4	139,7	73,1	144,1	158,9	138,9	144,3	183,8	x
Q. 4	157,1	168,7	188,5	148,1	73,2	157,4	163,7	145,3	163,4	190,7	x
1990 Q. 1	162,7	168,7	145,5	154,5	85,5	161,8	180,7	149,5	167,9	192,2	x
Q. 2	152,5	156,9	184,4	153,4	74,6	143,4	168,2	145,5	154,5	181,5	x
Q. 3	145,7	172,3	191,4	149,7	74,0	150,4	160,8	135,9	143,9	183,0	x
Q. 4	158,0	190,2	196,2	178,5	74,0	152,6	166,4	145,1	159,5	193,1	x
1991 Q. 1	157,2	199,6	163,3	173,2	72,4	183,0	173,2	145,4	152,7	189,1	x
Q. 2	154,0	185,7	197,7	188,4	67,2	138,5	166,7	146,5	152,8	178,5	x
Q. 3	153,4	192,9	210,4	177,9	83,4	146,5	165,7	141,1	148,5	197,6	x
Q. 4	163,4	208,2	215,5	198,7	76,4	171,0	170,9	145,4	165,2	199,8	x
1992 Q. 1	165,1	204,2	184,7	195,8	85,6	166,0	181,1	150,9	163,9	201,4	x
Q. 2	156,6	187,1	205,1	186,7	86,7	163,3	174,6	143,1	155,7	182,1	x
Q. 3	156,2	199,5	241,8	189,6	89,2	145,3	171,6	142,6	149,0	206,4	x
Q. 4	163,0	210,8	219,5	195,8	90,2	145,6	171,8	144,6	161,8	199,8	x
Index of Average Value											
1988 ....	114,8	97,2	116,7	104,8	76,4	70,9	108,1	106,6	125,4	115,3	x
1989 ....	120,0	103,4	119,8	114,2	77,0	77,4	113,4	114,0	129,6	117,9	x
1990 ....	118,6	97,0	115,9	102,4	80,3	65,9	109,5	110,7	130,6	117,2	x
1991 ....	117,9	93,2	118,3	91,0	81,3	61,5	110,3	107,7	132,1	116,7	x
1992 ....	117,1	95,0	120,3	87,5	69,8	62,5	106,8	105,1	133,5	115,7	x
1988 Q. 1	111,9	94,2	116,2	100,4	82,3	62,7	106,1	102,3	122,7	113,4	x
Q. 2	113,4	95,6	118,4	103,6	77,9	66,7	107,4	105,7	123,3	113,9	x
Q. 3	115,8	98,6	117,3	106,9	73,2	76,0	109,8	107,5	126,3	117,1	x
Q. 4	117,8	100,0	114,8	107,9	73,2	77,8	109,2	110,4	128,6	116,5	x
1989 Q. 1	118,8	102,0	124,4	114,0	72,4	78,7	113,8	112,4	128,1	118,6	x
Q. 2	119,6	104,1	122,8	115,6	77,5	77,7	114,4	113,8	129,0	116,4	x
Q. 3	121,0	104,8	120,5	114,0	77,6	77,9	114,0	115,4	131,1	119,0	x
Q. 4	120,3	102,7	113,4	112,9	81,2	75,3	111,4	114,2	130,4	117,6	x
1990 Q. 1	118,6	100,5	118,6	109,3	78,9	68,7	110,6	111,3	128,8	118,2	x
Q. 2	118,9	100,4	118,8	103,6	75,8	67,0	109,6	111,4	130,9	116,2	x
Q. 3	119,0	97,1	117,2	101,5	76,4	65,0	108,4	111,1	132,0	118,8	x
Q. 4	117,9	91,1	110,0	96,3	90,3	62,9	109,5	109,1	130,9	115,6	x
1991 Q. 1	116,8	91,4	116,9	96,2	87,0	58,7	111,8	107,5	129,6	118,2	x
Q. 2	117,8	94,6	117,2	92,2	82,8	62,8	111,3	108,4	130,8	116,4	x
Q. 3	118,7	95,3	119,7	88,7	75,9	63,2	110,3	107,8	134,2	117,5	x
Q. 4	118,2	91,7	118,8	87,3	80,3	62,0	107,7	107,2	133,7	114,8	x
1992 Q. 1	116,8	93,9	127,4	90,3	72,5	61,2	108,5	105,1	131,4	116,7	x
Q. 2	117,3	98,3	122,0	90,3	71,4	63,9	107,9	105,3	133,5	112,3	x
Q. 3	117,8	95,7	121,9	85,2	67,5	61,8	106,3	105,3	135,4	117,6	x
Q. 4	116,7	92,4	111,1	84,2	67,8	62,9	104,2	104,6	133,9	116,0	x

See footnote on page 14.



2 Index of Current Value, Volume and Average Value of Imports and Exports  
(Special Trade) by Sections of the SITC - Rev. 3

1980 = 100

2.2 EC-Countries

Year Quarter	Imports										
	Total	Section									
		0 Food and live animals	1 Beverages and tobacco	2 Crude materials, inedible	3 Mineral fuels, lubricants etc.	4 Animal and vegetable oils and fats	5 Chemicals	6 Manufactured goods classified chiefly by material	7 Machinery and transport equipment	8 Miscella- neous manufactured articles	9 Commodities and trans- actions not classified acc. to kind 1)
Index of Current Value											
1988 ....	134,5	134,4	146,6	144,3	57,9	125,3	175,6	129,5	171,6	137,3	x
1989 ....	152,5	143,5	156,8	156,6	64,4	142,5	189,9	149,8	206,6	151,6	x
1990 ....	167,9	157,9	182,5	144,8	74,4	130,5	198,2	158,1	240,5	174,1	x
1991 ....	193,7	180,1	218,2	139,5	82,5	141,5	209,6	167,8	306,5	208,2	x
1992 ...	191,3	189,3	211,4	137,0	69,0	151,4	209,2	167,2	295,4	212,6	x
1988 Q. 1	128,1	126,9	133,5	140,5	62,8	101,5	167,9	117,9	160,7	139,0	x
Q. 2	133,8	142,8	137,9	150,0	55,1	115,5	169,2	132,1	174,5	121,9	x
Q. 3	125,7	130,1	127,1	126,3	56,2	149,9	173,2	120,6	148,1	140,8	x
Q. 4	150,5	137,8	187,9	160,3	57,4	134,3	192,2	147,1	203,1	147,7	x
1989 Q. 1	144,5	131,4	149,5	168,5	57,3	135,0	188,8	142,5	189,2	148,7	x
Q. 2	159,2	160,1	151,0	166,3	58,2	149,1	196,2	160,8	221,8	143,5	x
Q. 3	142,0	138,5	138,4	131,8	65,0	137,4	184,2	138,4	182,9	150,8	x
Q. 4	164,1	144,1	188,3	159,8	76,9	148,6	190,3	157,6	232,3	163,4	x
1990 Q. 1	159,3	142,9	163,2	152,4	68,9	124,0	191,9	153,9	225,8	164,5	x
Q. 2	159,3	162,5	162,2	148,7	59,9	122,3	196,5	160,9	219,2	153,3	x
Q. 3	153,9	160,3	173,7	124,7	69,9	131,9	193,0	146,3	224,0	174,4	x
Q. 4	193,2	165,8	230,8	153,5	99,0	143,8	211,3	171,3	292,8	203,9	x
1991 Q. 1	194,2	167,2	207,6	140,8	94,6	145,4	216,6	165,3	307,4	207,4	x
Q. 2	198,5	181,6	213,0	155,3	80,7	136,3	214,2	174,2	327,4	190,0	x
Q. 3	183,6	184,8	203,4	120,3	65,5	134,1	208,0	162,1	277,7	216,4	x
Q. 4	198,3	186,9	248,9	141,5	89,0	150,2	199,7	169,6	313,6	219,0	x
1992 Q. 1	197,9	179,1	197,7	146,4	79,4	158,7	220,3	168,2	314,8	217,8	x
Q. 2	192,6	199,0	193,9	148,1	65,1	145,9	212,5	173,3	304,2	191,2	x
Q. 3	179,4	184,7	195,8	118,9	61,7	154,8	205,8	156,9	261,2	213,0	x
Q. 4	195,1	194,5	258,1	134,7	69,9	146,4	198,2	170,3	301,3	228,5	x
Index of Volume											
1988 ....	134,9	133,2	124,7	148,9	116,4	158,0	174,4	122,3	148,4	124,1	x
1989 ....	144,1	136,8	124,1	153,5	107,5	170,8	177,9	133,1	176,5	133,6	x
1990 ....	159,6	152,7	139,2	149,0	111,3	174,1	193,2	144,6	206,7	155,5	x
1991 ....	181,1	171,7	162,9	147,8	123,0	187,6	199,2	157,7	252,8	188,1	x
1992 ....	183,0	184,5	160,3	155,3	120,3	199,9	209,1	160,7	243,0	190,6	x
1988 Q. 1	129,6	124,4	117,0	147,2	122,2	136,0	167,3	115,6	138,9	121,4	x
Q. 2	134,5	138,6	117,5	158,6	111,2	158,0	169,0	127,0	149,8	113,6	x
Q. 3	126,6	132,2	113,2	129,1	112,0	180,2	171,1	112,9	128,9	125,6	x
Q. 4	149,0	137,5	151,0	160,5	120,1	157,6	190,1	133,8	176,0	135,9	x
1989 Q. 1	137,6	126,1	121,3	160,7	104,8	157,5	173,7	127,4	163,4	129,2	x
Q. 2	147,5	149,5	122,1	162,5	92,4	183,3	179,3	141,6	187,4	130,0	x
Q. 3	135,3	133,5	112,6	131,2	109,6	160,2	176,6	123,8	156,0	128,0	x
Q. 4	155,9	138,1	140,4	159,6	123,1	182,1	181,9	139,5	199,2	147,2	x
1990 Q. 1	151,2	136,6	124,8	151,3	108,8	163,5	189,0	139,7	195,5	139,3	x
Q. 2	155,5	152,9	122,1	155,9	110,4	162,4	194,7	148,0	193,6	138,7	x
Q. 3	152,3	157,4	137,4	130,9	106,9	177,6	190,8	133,6	191,1	152,7	x
Q. 4	179,5	164,1	172,6	158,0	119,1	192,8	198,2	156,9	246,8	191,4	x
1991 Q. 1	181,5	164,0	158,1	145,0	133,5	200,5	198,3	155,8	254,9	186,3	x
Q. 2	185,3	171,3	162,3	161,3	122,9	181,5	203,8	162,7	268,6	176,1	x
Q. 3	170,5	172,4	153,7	133,6	101,3	175,6	197,8	152,4	228,7	189,7	x
Q. 4	187,2	178,9	177,7	151,4	134,3	193,0	196,8	160,0	259,1	200,2	x
1992 Q. 1	186,7	170,5	141,4	160,2	134,8	208,2	213,5	161,2	258,1	186,0	x
Q. 2	181,6	187,5	139,8	170,9	111,9	188,7	212,2	165,8	244,5	172,7	x
Q. 3	172,7	182,0	175,0	133,4	112,7	207,0	205,9	151,3	214,3	189,2	x
Q. 4	190,8	198,0	185,1	156,6	121,6	195,7	204,7	164,3	255,1	214,3	x
Index of Average Value											
1988 ....	99,7	100,9	117,6	96,9	49,7	79,3	100,7	105,8	115,6	110,6	x
1989 ....	105,8	104,9	126,4	102,0	59,9	83,5	106,7	112,6	117,0	113,5	x
1990 ....	105,2	103,4	131,1	97,2	66,9	75,0	102,6	109,4	116,3	111,9	x
1991 ....	106,9	104,9	133,9	94,4	67,1	75,4	105,2	106,4	121,2	110,7	x
1992 ....	104,5	102,6	131,8	88,2	57,4	75,8	100,0	104,0	121,6	111,6	x
1988 Q. 1	98,9	102,0	114,1	95,5	51,4	74,6	100,4	102,0	115,7	114,5	x
Q. 2	99,5	103,0	117,3	94,6	49,6	73,1	100,1	104,0	116,5	107,3	x
Q. 3	99,3	98,4	112,3	97,8	50,2	83,2	101,2	106,8	114,9	112,1	x
Q. 4	101,0	100,2	124,4	99,9	47,7	85,2	101,1	110,0	115,4	108,7	x
1989 Q. 1	105,1	104,3	123,3	104,8	54,7	85,8	108,7	111,8	115,8	115,2	x
Q. 2	107,9	107,1	123,7	102,3	62,9	81,3	109,4	113,6	118,4	110,4	x
Q. 3	105,0	103,7	122,8	100,5	59,3	85,8	104,3	111,8	117,2	117,8	x
Q. 4	105,3	104,4	134,1	100,1	62,5	81,6	104,6	112,9	116,6	111,0	x
1990 Q. 1	105,3	104,7	130,7	100,8	63,3	75,8	101,6	110,1	115,5	118,1	x
Q. 2	102,4	106,3	132,8	95,4	54,3	75,3	100,9	108,7	113,2	110,5	x
Q. 3	105,0	101,8	126,4	95,2	65,4	74,3	101,2	109,6	117,3	114,2	x
Q. 4	107,6	101,0	133,8	97,1	83,1	74,6	106,6	109,2	118,6	106,5	x
1991 Q. 1	107,0	101,9	131,3	97,1	70,9	72,5	109,2	106,1	120,6	111,3	x
Q. 2	107,2	106,0	131,3	96,3	65,7	75,1	105,1	107,1	121,9	107,9	x
Q. 3	107,7	107,2	132,4	90,1	64,7	76,4	105,1	106,4	121,4	114,1	x
Q. 4	105,9	104,5	140,0	93,4	66,3	77,8	101,5	106,0	121,0	109,4	x
1992 Q. 1	106,0	105,1	139,8	91,3	58,9	76,2	103,1	104,3	122,0	117,1	x
Q. 2	106,1	106,2	138,7	86,7	58,2	77,3	100,1	104,5	124,0	110,7	x
Q. 3	103,8	101,5	111,9	89,1	54,8	74,8	100,0	103,7	121,9	112,6	x
Q. 4	102,2	98,3	139,4	86,0	57,5	74,8	96,8	103,7	118,1	106,6	x

See footnote on page 14.



2 Index of Current Value, Volume and Average Value of Imports and Exports

(Special Trade) by Sections of the SITC - Rev. 3

1980 = 100

2.2 EC-Countries

Year Quarter	Exports											
	Total	Section									Commodities and trans- actions not classified acc. to kind 1)	
		0  Food and live animals	1  Beverages and tobacco	2  Crude materials, inedible	3  Mineral fuels, lubricants etc.	4  Animal and vegetable oils and fats	5  Chemicals	6  Manufactured goods classified chiefly by material	7  Machinery and transport equipment	8  Miscella- neous manufactured articles		
Index of Current Value												
1988 ....	166,4	170,0	191,4	150,7	46,6	119,1	184,8	145,5	190,9	180,9	x	
1989 ....	189,2	178,9	207,6	180,9	48,9	133,8	199,6	166,9	222,7	201,9	x	
1990 ....	187,0	171,4	214,2	169,6	47,6	102,8	198,1	163,5	220,7	207,4	x	
1991 ....	187,9	194,5	231,6	171,5	43,8	103,3	197,4	158,0	222,1	208,1	x	
1992 ....	190,2	199,0	245,5	171,9	44,5	110,6	196,3	154,2	227,8	211,1	x	
1988 Q. 1	156,0	154,3	154,7	141,7	45,5	103,7	189,9	136,2	173,9	174,2	x	
Q. 2	168,4	159,4	203,3	149,4	47,6	107,1	186,0	145,9	198,9	169,9	x	
Q. 3	158,9	173,5	195,7	139,3	45,6	126,5	173,5	137,5	178,9	186,2	x	
Q. 4	182,4	192,9	211,6	172,3	47,5	139,2	189,9	162,4	212,0	193,1	x	
1989 Q. 1	187,6	169,9	163,0	185,1	49,9	130,8	208,0	163,4	220,6	199,0	x	
Q. 2	197,4	180,4	205,2	194,5	52,9	137,7	210,2	177,1	235,0	194,5	x	
Q. 3	177,8	181,3	239,7	166,2	44,3	126,2	185,0	159,1	202,5	205,5	x	
Q. 4	193,8	184,2	222,5	177,8	48,5	140,6	195,3	168,0	232,6	208,6	x	
1990 Q. 1	196,6	168,5	177,7	176,1	54,4	107,8	213,8	169,3	233,9	219,2	x	
Q. 2	186,1	161,9	229,6	167,5	43,8	96,8	199,4	168,8	219,4	197,6	x	
Q. 3	173,9	169,5	230,9	156,2	42,2	105,5	180,9	154,1	200,1	204,1	x	
Q. 4	191,5	185,5	218,4	178,4	49,9	101,0	198,2	161,6	229,5	208,5	x	
1991 Q. 1	190,0	183,9	191,7	172,9	47,0	111,8	213,4	163,4	218,7	217,0	x	
Q. 2	187,8	187,0	230,3	176,2	41,9	88,2	197,5	162,3	225,1	190,6	x	
Q. 3	180,6	202,9	250,2	157,3	43,3	102,8	185,5	150,4	208,7	217,2	x	
Q. 4	193,2	204,3	254,1	179,5	42,9	110,5	193,0	155,8	235,8	207,8	x	
1992 Q. 1	200,8	191,6	235,8	184,6	45,2	113,7	210,7	166,1	240,9	225,1	x	
Q. 2	189,2	197,3	245,2	174,0	46,6	117,1	199,8	153,7	230,7	187,1	x	
Q. 3	183,7	206,8	267,8	163,2	42,6	105,9	190,5	149,1	211,8	225,9	x	
Q. 4	187,2	200,3	233,3	165,7	43,4	105,7	184,2	147,9	227,7	206,3	x	
Index of Volume												
1988 ....	145,7	159,0	159,6	145,2	50,1	166,9	172,9	136,2	154,0	159,9	x	
1989 ....	157,9	163,0	169,2	160,3	55,5	176,0	178,7	147,2	171,4	173,0	x	
1990 ....	157,3	170,1	181,0	167,4	51,4	156,1	181,5	147,5	167,1	177,1	x	
1991 ....	158,0	195,6	189,0	194,5	47,1	170,1	181,1	145,3	164,2	178,3	x	
1992 ....	160,1	193,6	196,5	202,2	56,6	179,3	188,2	145,7	164,0	181,4	x	
1988 Q. 1	140,1	147,4	129,0	143,0	45,6	160,7	179,9	131,5	144,3	156,9	x	
Q. 2	148,1	150,5	165,3	144,7	49,8	160,7	174,3	137,0	162,3	151,4	x	
Q. 3	173,3	159,8	163,3	132,3	51,0	165,5	160,3	128,0	141,7	161,7	x	
Q. 4	157,1	178,2	180,7	160,8	54,0	180,7	177,1	148,4	167,8	169,4	x	
1989 Q. 1	158,1	155,0	126,0	163,5	59,0	169,6	184,2	145,6	173,3	169,5	x	
Q. 2	164,5	162,3	162,6	170,5	61,0	180,1	186,2	156,2	180,6	169,7	x	
Q. 3	147,0	162,5	197,5	147,2	49,5	165,6	166,0	139,1	153,4	173,6	x	
Q. 4	161,9	172,2	190,6	159,8	52,6	188,6	178,4	147,9	178,4	179,0	x	
1990 Q. 1	165,8	162,5	145,8	163,6	59,7	151,6	195,5	152,6	180,4	185,6	x	
Q. 2	156,2	156,3	190,0	163,1	48,1	144,0	184,4	151,9	165,2	171,5	x	
Q. 3	145,5	168,4	194,5	157,0	47,5	164,4	167,8	138,7	148,5	172,3	x	
Q. 4	161,7	193,4	193,9	185,9	50,2	164,4	178,1	146,9	174,0	179,1	x	
1991 Q. 1	160,1	189,0	155,1	180,8	48,5	188,8	190,2	150,0	165,3	180,7	x	
Q. 2	158,4	185,9	187,6	195,7	44,7	145,3	180,4	148,1	169,0	165,2	x	
Q. 3	151,3	201,7	199,0	186,9	48,9	168,4	173,4	138,3	151,2	185,7	x	
Q. 4	162,1	205,7	214,3	213,4	46,2	177,9	180,4	144,7	171,4	181,6	x	
1992 Q. 1	169,3	187,1	176,3	208,5	54,4	185,9	196,5	157,5	177,6	190,8	x	
Q. 2	159,2	189,1	192,8	198,3	57,8	185,7	189,8	145,2	167,0	165,5	x	
Q. 3	153,2	198,9	210,6	199,0	56,1	174,5	184,3	139,2	148,5	192,2	x	
Q. 4	158,7	199,2	206,5	202,9	58,1	171,2	182,4	141,0	163,1	177,0	x	
Index of Average Value												
1988 ....	114,3	107,0	119,9	103,8	92,9	71,4	106,9	106,8	124,0	113,1	x	
1989 ....	119,8	109,8	122,7	112,9	88,0	76,0	111,7	113,4	129,9	116,7	x	
1990 ....	118,9	100,7	118,3	101,3	92,6	65,8	109,2	110,8	132,1	117,1	x	
1991 ....	118,9	99,5	122,5	88,3	93,0	60,7	109,0	108,7	135,2	116,7	x	
1992 ....	118,8	102,8	124,9	85,0	78,6	61,7	104,3	105,8	138,9	116,4	x	
1988 Q. 1	111,4	104,7	119,9	99,1	99,7	64,5	105,5	103,6	120,5	111,0	x	
Q. 2	113,7	105,9	123,0	103,2	95,6	66,6	106,7	106,5	122,6	112,2	x	
Q. 3	115,7	108,6	119,9	105,3	89,5	76,5	108,2	107,4	126,2	115,2	x	
Q. 4	116,1	108,2	117,1	107,1	88,0	77,1	107,2	109,4	126,3	114,0	x	
1989 Q. 1	118,7	109,6	129,4	113,2	84,5	77,1	112,9	112,3	127,3	117,4	x	
Q. 2	120,0	111,1	126,2	114,1	86,7	76,5	112,9	113,3	130,1	114,7	x	
Q. 3	120,9	111,6	121,4	112,9	89,5	76,2	111,4	114,4	132,0	118,3	x	
Q. 4	119,7	107,0	116,7	111,3	92,2	74,6	109,5	113,6	130,4	116,5	x	
1990 Q. 1	118,6	103,7	121,9	107,7	91,2	71,1	109,3	111,0	129,6	118,1	x	
Q. 2	119,1	103,6	120,9	102,7	91,0	67,2	108,2	111,1	132,8	115,2	x	
Q. 3	119,5	100,7	118,7	99,4	88,8	64,2	107,8	111,1	134,7	118,5	x	
Q. 4	118,4	95,9	112,6	96,0	99,4	61,4	111,3	110,0	131,9	116,4	x	
1991 Q. 1	118,7	97,3	123,6	95,6	96,9	59,2	112,2	108,9	132,3	120,1	x	
Q. 2	118,6	100,6	122,7	90,0	93,9	60,7	109,5	109,6	133,2	115,3	x	
Q. 3	119,3	100,6	125,7	84,1	88,6	61,1	106,9	108,8	138,0	117,0	x	
Q. 4	119,2	99,3	118,6	84,1	92,9	62,1	107,0	107,6	137,6	114,4	x	
1992 Q. 1	118,6	102,4	133,8	88,5	83,1	61,2	107,3	105,4	135,6	118,0	x	
Q. 2	118,8	104,4	127,2	87,8	80,6	63,0	105,2	105,8	138,2	113,0	x	
Q. 3	119,9	104,0	127,1	82,0	76,0	60,7	103,4	107,1	142,6	117,5	x	
Q. 4	118,0	100,5	113,0	81,7	74,7	61,8	101,0	104,9	139,7	116,6	x	

See footnote on page 14.



## 2 Index of Current Value, Volume and Average Value of Imports and Exports

(Special Trade) by Sections of the SITC - Rev. 3

1980 = 100

## 2.3 Other Countries

Year Quarter	Imports											
	Total	Section									Commodities and trans- actions not classified acc. to kind 1)	
		0  Food and live animals	1  Beverages and tobacco	2  Crude materials, inedible	3  Mineral fuels, lubricants etc.	4  Animal and vegetable oils and fats	5  Chemicals	6  Manufactured goods classified chiefly by material	7  Machinery and transport equipment	8  Miscella- neous manufactured articles		
Index of Current Value												
1988 ....	123,7	113,1	100,4	95,3	37,2	85,1	178,0	134,8	238,3	193,8	x	
1989 ....	144,7	117,6	108,3	115,7	43,4	105,3	213,2	161,5	287,2	217,9	x	
1990 ....	155,4	117,9	122,8	100,2	52,6	89,7	220,9	164,6	328,7	244,7	x	
1991 ....	178,2	134,8	145,8	94,9	56,1	91,2	246,9	177,7	405,1	305,6	x	
1992 ....	177,5	131,9	166,3	95,0	53,7	100,3	253,1	175,8	400,8	304,1	x	
1988 Q. 1	114,0	106,9	85,5	84,3	37,1	60,9	167,2	121,1	212,5	192,8	x	
Q. 2	118,3	109,9	94,6	94,9	35,8	72,7	169,9	131,1	233,7	165,1	x	
Q. 3	125,5	105,6	110,5	98,2	38,8	100,4	177,6	134,0	237,3	209,8	x	
Q. 4	137,0	130,2	111,1	103,8	37,0	106,3	197,3	153,1	269,6	207,6	x	
1989 Q. 1	137,5	119,6	100,3	110,5	37,4	104,7	204,7	161,7	259,0	216,3	x	
Q. 2	148,3	125,4	104,5	120,9	44,0	102,1	224,0	169,3	301,8	202,9	x	
Q. 3	139,6	102,2	111,5	113,9	43,2	106,7	209,4	155,5	265,5	226,6	x	
Q. 4	153,6	123,3	116,9	117,6	49,1	108,0	214,7	159,3	322,6	225,8	x	
1990 Q. 1	150,7	115,8	107,0	106,8	48,2	98,8	216,5	163,8	304,9	243,2	x	
Q. 2	148,3	112,5	112,5	105,1	42,7	85,6	215,6	164,3	324,6	213,0	x	
Q. 3	151,6	106,0	115,8	93,6	50,6	87,8	211,6	158,8	319,5	256,5	x	
Q. 4	171,2	137,1	155,7	95,4	68,8	86,5	239,9	171,4	366,0	265,9	x	
1991 Q. 1	171,7	133,4	144,8	88,6	54,6	79,3	256,6	178,6	371,1	301,0	x	
Q. 2	179,8	134,6	140,2	95,8	56,7	86,0	260,9	180,9	426,0	278,2	x	
Q. 3	181,3	121,7	137,7	101,7	53,6	100,6	238,3	179,0	408,1	339,8	x	
Q. 4	179,9	149,5	160,4	93,6	59,5	98,9	231,7	172,1	415,1	303,1	x	
1992 Q. 1	184,8	143,7	174,6	95,1	55,0	98,2	260,6	178,4	411,2	326,7	x	
Q. 2	174,4	135,6	147,5	98,1	56,3	100,6	252,3	177,8	409,5	261,5	x	
Q. 3	170,8	107,3	153,2	91,6	51,7	95,2	247,5	170,5	373,9	316,3	x	
Q. 4	180,0	141,1	189,8	95,1	51,9	107,3	252,0	176,6	408,7	311,9	x	
Index of Volume												
1988 ....	126,5	126,8	86,8	97,6	75,1	117,7	172,6	132,1	194,7	176,3	x	
1989 ....	136,3	132,0	90,3	104,0	74,3	139,6	195,1	143,2	223,3	189,3	x	
1990 ....	153,0	148,9	109,8	99,0	81,5	153,1	212,3	158,4	267,4	222,9	x	
1991 ....	172,4	162,9	127,6	100,9	89,5	165,8	232,2	175,9	317,0	271,3	x	
1992 ....	178,4	169,3	140,4	106,9	99,9	162,5	262,9	182,9	309,3	270,1	x	
1988 Q. 1	120,2	123,3	74,1	95,5	70,3	97,6	167,4	126,0	179,4	177,6	x	
Q. 2	122,3	122,1	83,5	100,3	71,3	109,4	165,7	130,6	191,4	155,5	x	
Q. 3	126,0	115,7	94,3	95,2	78,7	130,5	171,7	128,5	189,8	186,0	x	
Q. 4	137,6	146,2	95,4	99,4	80,2	133,3	185,5	143,4	218,1	186,3	x	
1989 Q. 1	131,4	131,9	84,7	102,7	69,0	135,3	186,2	144,3	204,2	191,1	x	
Q. 2	137,7	133,7	88,3	106,5	72,1	127,9	203,2	149,1	234,4	177,9	x	
Q. 3	130,7	116,3	90,3	100,1	75,1	143,4	193,6	136,8	202,5	191,8	x	
Q. 4	145,5	145,9	97,7	106,7	80,7	151,8	197,6	142,7	252,2	196,3	x	
1990 Q. 1	146,9	142,9	89,5	102,6	77,6	148,6	206,1	157,6	245,1	214,6	x	
Q. 2	147,0	137,9	96,3	101,0	79,9	141,6	206,1	156,8	259,8	194,4	x	
Q. 3	150,5	136,8	106,1	93,0	83,6	153,2	205,8	152,8	259,3	232,7	x	
Q. 4	167,5	177,9	147,3	99,4	84,9	168,9	231,4	166,4	305,4	250,1	x	
1991 Q. 1	171,1	169,4	138,3	95,5	84,4	159,4	239,2	180,3	306,3	276,3	x	
Q. 2	172,3	161,8	123,6	100,6	90,5	154,8	239,9	177,0	324,1	255,0	x	
Q. 3	170,9	145,8	116,2	106,4	86,3	178,8	221,0	175,6	310,0	288,4	x	
Q. 4	175,4	174,6	132,3	101,3	96,8	170,1	228,7	170,9	327,7	265,7	x	
1992 Q. 1	184,3	173,6	142,8	103,6	101,3	160,0	277,2	184,0	322,5	286,2	x	
Q. 2	173,0	163,8	125,1	108,1	101,8	157,4	257,1	182,6	310,2	232,6	x	
Q. 3	172,7	146,0	131,5	103,8	99,0	157,9	256,6	177,2	287,5	279,0	x	
Q. 4	183,7	193,7	162,3	112,1	97,5	174,6	260,6	187,8	316,9	282,6	x	
Index of Average Value												
1988 ....	97,8	89,2	115,6	97,6	49,5	72,3	103,1	102,1	122,4	109,9	x	
1989 ....	106,2	89,1	120,0	111,3	58,5	75,5	109,2	112,7	128,6	115,1	x	
1990 ....	101,6	79,2	111,8	101,3	64,5	58,6	104,0	103,9	122,9	109,7	x	
1991 ....	103,3	82,8	114,2	94,0	62,6	55,0	106,3	101,0	127,8	112,6	x	
1992 ....	99,5	77,9	118,4	88,9	53,8	61,8	96,3	96,1	129,6	112,6	x	
1988 Q. 1	94,9	86,7	115,3	88,3	52,9	62,3	99,9	96,1	118,4	108,5	x	
Q. 2	96,7	90,0	113,3	94,5	50,2	66,5	102,5	100,4	122,1	106,2	x	
Q. 3	99,6	91,3	117,2	103,2	49,3	76,9	103,5	104,3	125,1	112,8	x	
Q. 4	99,6	89,1	116,4	104,3	46,1	79,8	106,4	106,8	123,6	111,5	x	
1989 Q. 1	104,6	90,7	118,4	107,6	54,1	77,4	109,9	112,1	126,8	113,2	x	
Q. 2	107,7	93,8	118,2	113,6	61,0	79,8	110,2	113,5	128,8	114,0	x	
Q. 3	106,8	87,8	123,5	113,8	57,5	74,4	108,1	113,7	131,1	118,1	x	
Q. 4	105,5	84,5	119,7	110,2	60,8	71,1	108,7	111,6	127,9	115,1	x	
1990 Q. 1	102,6	81,0	119,6	104,1	62,2	66,5	105,0	103,9	124,4	113,4	x	
Q. 2	100,9	81,6	116,9	104,1	53,4	60,5	104,6	104,8	124,9	109,6	x	
Q. 3	100,8	77,5	109,1	100,6	60,5	57,3	102,9	104,0	123,2	110,2	x	
Q. 4	102,2	77,1	105,7	96,0	81,0	51,2	103,7	103,0	119,8	106,3	x	
1991 Q. 1	100,4	78,7	104,7	92,8	64,6	49,8	107,3	99,1	121,2	108,9	x	
Q. 2	104,3	83,2	113,4	95,1	62,6	55,6	108,7	102,2	131,4	109,1	x	
Q. 3	106,1	83,5	118,5	95,6	62,0	56,2	107,8	101,9	131,7	117,8	x	
Q. 4	102,6	85,6	121,2	92,4	61,5	58,1	101,3	100,7	126,7	114,1	x	
1992 Q. 1	100,3	82,8	122,3	91,8	54,3	61,4	94,0	96,9	127,5	114,2	x	
Q. 2	100,8	82,8	117,9	90,8	55,3	63,9	98,1	97,3	132,0	112,4	x	
Q. 3	98,9	73,5	116,5	88,2	52,2	60,3	96,4	96,2	130,1	113,4	x	
Q. 4	98,0	72,9	117,0	84,8	53,3	61,5	96,7	94,0	129,0	110,4	x	

See footnote on page 14.



2 Index of Current Value, Volume and Average Value of Imports and Exports

(Special Trade) by Sections of the SITC - Rev. 3

1980 = 100

2.3 Other Countries

Year Quarter	Exports										
	Total	Section									
		0 Food and live animals	1 Beverages and tobacco	2 Crude materials, inedible	3 Mineral fuels, lubricants etc.	4 Animal and vegetable oils and fats	5 Chemicals	6 Manufactured goods classified chiefly by material	7 Machinery and transport equipment	8 Miscella- neous manufactured articles	9 Commodities and trans- actions not classified acc. to kind 1)
Index of Current Value											
1988 ....	157,8	133,0	161,7	144,6	63,1	79,3	165,2	142,5	163,8	201,8	x
1989 ....	177,0	161,3	190,0	159,9	79,7	93,1	178,5	162,0	183,5	225,8	x
1990 ....	180,0	158,6	196,3	153,4	88,6	96,3	174,0	155,0	191,4	232,7	x
1991 ....	182,4	161,9	234,6	162,8	92,7	90,3	177,2	153,3	190,6	239,3	x
1992 ....	185,2	174,0	275,7	162,3	92,9	75,2	178,4	151,1	196,7	246,8	x
1988 Q. 1	137,0	120,3	135,8	127,9	55,9	68,3	154,2	121,2	139,1	176,6	x
Q. 2	154,3	131,6	173,7	146,9	62,9	75,3	165,7	141,7	157,4	196,7	x
Q. 3	158,2	132,3	185,8	142,4	69,2	92,7	169,3	146,6	160,3	208,1	x
Q. 4	181,7	147,8	151,4	161,3	64,3	80,7	171,6	160,5	198,2	225,6	x
1989 Q. 1	168,8	163,5	136,4	161,0	80,3	95,6	177,7	153,6	173,5	208,5	x
Q. 2	180,2	174,1	188,0	177,4	78,4	102,5	187,3	169,0	184,1	221,2	x
Q. 3	174,7	154,7	238,2	149,0	80,0	90,4	177,8	161,7	178,7	232,5	x
Q. 4	184,3	152,8	197,6	152,1	79,9	83,9	171,1	163,7	197,7	240,9	x
1990 Q. 1	189,4	171,3	162,8	158,7	92,0	116,4	187,6	163,4	202,5	235,7	x
Q. 2	176,6	149,4	199,3	146,5	80,4	95,0	171,2	154,7	188,5	224,9	x
Q. 3	172,9	163,2	212,2	145,7	83,4	85,7	168,7	147,4	182,1	231,4	x
Q. 4	181,3	150,4	210,9	162,6	98,6	88,1	168,5	154,6	192,5	238,7	x
1991 Q. 1	177,6	179,6	189,3	157,6	92,9	100,7	176,6	148,5	181,5	230,6	x
Q. 2	175,3	154,2	234,4	170,3	81,3	85,0	175,1	154,8	180,1	226,1	x
Q. 3	183,6	148,1	255,1	158,6	100,7	76,6	180,5	153,9	191,7	247,9	x
Q. 4	193,0	165,8	259,6	164,8	95,9	99,0	176,4	155,8	209,2	252,4	x
1992 Q. 1	185,1	191,8	234,0	165,6	93,5	82,7	184,4	150,4	195,2	245,2	x
Q. 2	178,4	158,4	259,7	160,6	90,4	84,2	178,7	147,5	190,0	223,0	x
Q. 3	184,2	161,0	345,3	159,2	93,1	64,8	175,7	151,3	193,9	260,6	x
Q. 4	193,0	184,7	263,7	163,8	94,4	69,2	174,7	155,1	207,9	258,4	x
Index of Volume											
1988 ....	136,7	166,7	146,7	136,0	102,9	113,3	151,1	133,9	129,3	171,9	x
1989 ....	147,4	174,9	166,3	137,4	118,2	115,6	155,0	141,4	141,9	189,7	x
1990 ....	152,2	175,6	176,3	147,0	125,1	145,8	158,3	140,1	148,1	198,3	x
1991 ....	156,1	198,5	211,0	170,6	126,8	143,5	158,8	143,8	147,4	205,0	x
1992 ....	160,3	213,3	243,0	177,2	146,5	116,9	163,2	144,9	152,5	214,3	x
1988 Q. 1	121,7	158,6	124,4	124,7	85,9	116,2	144,6	120,2	111,4	152,3	x
Q. 2	136,5	168,2	158,9	141,0	101,8	112,7	153,2	135,1	127,0	170,4	x
Q. 3	136,5	164,5	164,9	130,3	115,6	123,6	152,2	136,1	126,8	175,0	x
Q. 4	152,1	175,6	138,7	148,0	108,2	100,8	154,3	144,0	151,9	189,7	x
1989 Q. 1	141,9	182,0	119,2	139,3	129,5	116,2	155,0	136,5	134,7	173,9	x
Q. 2	151,1	187,8	161,5	150,1	114,5	127,5	161,5	147,8	144,0	187,4	x
Q. 3	144,2	167,6	200,1	128,8	117,2	110,2	152,7	138,7	137,2	194,5	x
Q. 4	152,4	162,1	184,5	131,3	111,7	108,5	151,0	142,4	151,6	203,1	x
1990 Q. 1	159,7	180,6	144,9	141,5	133,9	177,8	167,8	146,2	158,1	199,3	x
Q. 2	148,9	158,0	174,1	139,5	124,2	142,5	154,2	138,4	146,0	191,9	x
Q. 3	145,9	179,6	185,7	139,1	123,6	128,6	154,8	132,8	140,3	194,2	x
Q. 4	154,4	184,0	200,6	167,8	118,5	134,1	156,4	143,1	148,0	207,9	x
1991 Q. 1	154,5	219,5	178,5	162,3	117,0	173,9	158,5	140,4	142,7	198,1	x
Q. 2	149,8	185,4	216,4	177,7	109,4	127,9	155,0	144,7	140,1	192,6	x
Q. 3	155,3	176,2	231,5	165,0	148,0	112,1	159,1	144,2	146,3	210,2	x
Q. 4	164,7	212,9	217,7	177,5	132,8	160,3	162,6	146,1	160,4	219,1	x
1992 Q. 1	161,0	236,6	200,2	177,3	144,0	134,7	167,9	143,6	153,1	212,5	x
Q. 2	154,1	183,3	228,1	170,0	140,6	128,1	161,4	140,8	146,9	199,6	x
Q. 3	159,1	200,6	299,9	176,0	151,2	99,6	160,8	146,3	149,4	221,3	x
Q. 4	167,1	232,7	243,9	185,5	150,1	105,3	162,6	148,7	160,8	223,8	x
Index of Average Value											
1988 ....	115,4	79,8	110,2	106,3	61,3	69,9	109,3	106,5	126,7	117,4	x
1989 ....	120,1	92,2	114,2	116,4	67,4	80,5	115,1	114,6	129,3	119,0	x
1990 ....	118,3	90,3	111,3	104,4	70,8	66,1	109,9	110,6	129,2	117,3	x
1991 ....	116,8	81,6	111,2	95,4	73,1	62,9	111,6	106,5	129,4	116,7	x
1992 ....	115,5	81,6	113,4	91,6	63,4	64,4	109,3	104,3	129,0	115,2	x
1988 Q. 1	112,6	75,9	109,1	102,5	65,0	58,8	106,7	100,9	124,9	115,9	x
Q. 2	113,1	78,2	109,3	104,1	61,7	66,8	108,2	104,8	124,0	115,5	x
Q. 3	115,9	80,4	112,7	109,3	59,9	75,0	111,2	107,7	126,4	118,9	x
Q. 4	119,5	84,2	109,2	109,0	59,5	80,1	111,2	111,5	130,5	118,9	x
1989 Q. 1	119,0	89,8	114,4	115,5	62,0	82,3	114,7	112,6	128,9	119,9	x
Q. 2	119,3	92,7	116,4	118,2	68,5	80,4	116,0	114,3	127,8	118,1	x
Q. 3	121,1	92,3	119,0	115,7	68,3	82,0	116,4	116,6	130,2	119,5	x
Q. 4	121,0	94,2	107,1	115,9	71,5	77,3	113,3	114,9	130,4	118,6	x
1990 Q. 1	118,6	94,9	112,4	112,1	68,7	65,4	111,8	111,8	128,1	118,3	x
Q. 2	118,6	94,5	114,5	105,1	64,7	66,7	111,0	111,8	129,1	117,2	x
Q. 3	118,5	90,9	114,3	104,8	67,5	66,7	109,0	111,0	129,8	119,2	x
Q. 4	117,4	81,7	105,1	96,9	83,2	65,7	107,8	108,0	130,1	114,8	x
1991 Q. 1	115,0	81,8	106,1	97,1	79,4	57,9	111,4	105,8	127,2	116,4	x
Q. 2	117,0	83,2	108,4	95,8	74,3	66,5	113,0	107,0	128,6	117,4	x
Q. 3	118,2	84,0	110,2	96,1	68,0	68,4	113,5	106,7	131,0	117,9	x
Q. 4	117,2	77,9	119,3	92,8	72,2	61,8	108,5	106,7	130,4	115,2	x
1992 Q. 1	115,0	81,1	116,9	93,4	65,0	61,4	109,8	104,7	127,5	115,4	x
Q. 2	115,8	86,4	113,9	94,5	64,3	65,8	110,7	104,8	129,4	111,7	x
Q. 3	115,8	80,3	115,1	90,5	61,6	65,1	109,3	103,4	129,8	117,8	x
Q. 4	115,5	79,4	108,1	88,3	62,9	65,8	107,4	104,3	129,3	115,5	x

See footnote on page 14.



3 IMPORTS AND EXPORTS (SPECIAL TRADE) BY SECTIONS AND DIVISIONS OF THE SITC-REV. III  
3.1 IMPORTS

SECT AND DIV		1992 DT = 100 KG	1991	1992 1 000 DM	1991	1992 1 000 \$	1991
0	FOOD AND LIVE ANIMALS...	342 253 778	331 848 227	54 731 781	53 374 557	35 033 144	32 251 865
00	LIVE ANIMALS.....	3 314 445	2 068 208	1 103 136	693 252	707 927	416 843
01	MEAT, MEAT PREPARATIONS...	18 795 094	16 582 535	10 031 962	8 671 274	6 441 186	5 243 898
02	DAIRY PRODUCTS,BIRD EGGS	13 892 716	13 266 972	5 842 216	5 568 553	3 743 254	3 369 828
03	FISH,CRUSTACEANS,MOLLUSC	6 831 873	6 686 730	3 177 878	3 264 247	2 035 508	1 980 478
04	CEREALS,CEREAL PREPRTRS.	43 204 528	42 582 207	3 706 821	3 568 822	2 372 449	2 163 364
05	VEGETABLES AND FRUIT....	141 758 193	141 729 228	19 662 207	20 415 748	12 548 381	12 315 635
06	SUGAR,SUGR.PREPTNS,HONEY	12 295 287	11 249 138	1 402 011	1 421 698	900 243	857 504
07	COFFEE,TEA,COCOA,SPICES.	14 877 022	14 463 677	4 647 688	5 033 283	2 975 910	3 044 304
08	ANIMAL FEED STUFF.....	83 020 675	79 294 145	3 103 726	2 905 786	1 987 545	1 755 346
09	MISC.EDIBLE PRODUCTS ETC	4 263 945	3 925 387	2 054 136	1 831 894	1 314 741	1 104 265
1	BEVERAGES AND TOBACCO...	25 540 519	25 351 245	6 729 738	6 560 068	4 310 927	3 970 332
11	BEVERAGES.....	23 068 236	23 141 026	4 800 498	4 809 462	3 073 582	2 914 129
12	TOBACCO,TOBACCO MANUFACT	2 472 283	2 210 219	1 929 240	1 750 606	1 237 345	1 056 203
2	CRUDE MATERIALS,INEDIBLE	1 059 579 422	991 278 742	28 519 736	28 637 111	18 252 580	17 280 026
21	HIDES,SKINS,FURSKINS,RAW	828 051	800 318	343 351	336 023	218 210	202 682
22	OIL SEED,OLEAGINUS FRUIT	45 481 114	43 452 583	2 135 532	2 362 827	1 361 449	1 433 997
23	CRUDE RUBBER.....	6 258 392	5 959 475	1 300 660	1 288 773	833 587	778 525
24	CORK AND WOOD.....	56 296 251	51 223 093	3 546 007	3 284 966	2 270 663	1 980 666
25	PULP AND WASTE PAPER....	47 009 062	46 623 434	3 709 057	3 952 937	2 378 580	2 384 387
26	TEXTILE FIBRES.....	7 871 639	7 646 752	2 608 275	2 795 667	1 663 633	1 632 559
27	CRUDE FERTILIZER,MINERAL	389 840 763	313 317 805	2 318 820	2 150 165	1 488 455	1 293 503
28	METALLIFEROUS ORE,SCRAP.	492 856 546	510 088 199	6 859 300	7 029 829	4 400 287	4 223 981
29	CRUDE ANIMAL,VEG.MATERL.	13 137 604	12 167 083	5 698 734	5 435 924	3 637 716	3 289 726
3	FUELS, LUBRICANTS, ETC..	2 100 451 749	2 030 928 252	47 465 895	53 557 363	30 422 536	32 480 831
32	COAL, COKE, BRIQUETTES..	213 751 972	206 740 081	1 856 450	1 839 817	1 190 037	1 109 250
33	PETROLEUM,PETROL,PRODUCT	1 444 327 210	1 390 299 457	35 712 357	39 696 519	22 920 168	24 028 367
34	GAS,NATURAL,MANUFACTURED	442 372 567	433 888 714	8 630 622	10 401 190	5 500 751	6 361 564
35	ELECTRIC CURRENT, MWH ..	14 505 682	19 547 605	1 266 466	1 619 837	811 580	981 650
4	ANIMAL,VEG.OILS,FATS,WAX	19 563 949	18 715 405	1 738 718	1 556 742	1 113 712	939 100
41	ANIMAL OILS AND FATS....	1 784 809	2 023 488	171 834	163 225	110 108	98 679
42	FIXED VEG. FATS AND OILS	11 719 514	12 352 088	1 083 207	1 044 434	694 165	629 874
43	ANIMAL,VEG.FATS,OILS,NES	6 059 626	4 339 829	483 677	349 083	309 439	210 547
5	CHEMICALS,RELTD.PROD.NES	271 890 509	255 500 220	54 555 105	54 215 115	34 950 934	32 783 306
51	ORGANIC CHEMICALS.....	65 476 361	68 606 781	12 923 573	13 327 003	8 278 348	8 068 051
52	INORGANIC CHEMICALS.....	40 153 705	36 484 839	4 000 145	3 711 285	2 561 218	2 240 548
53	DYES,COLOURING MATERIALS	6 867 015	6 322 829	2 972 409	2 799 228	1 905 129	1 689 554
54	MEDICINAL,PHARM.PRODUCTS	1 030 057	908 773	7 328 024	6 994 046	4 697 786	4 226 912
55	ESSENTL.OILS,PERFUME,ETC	5 988 298	5 572 220	3 602 242	3 433 093	2 311 564	2 072 566
56	FERTILIZER,EXCEPT GRP272	68 183 094	58 713 960	1 461 986	1 372 537	929 403	836 337
57	PLASTICS IN PRIMARY FORM	50 125 921	47 253 494	10 598 279	11 035 628	6 792 128	6 676 129
58	PLASTIC,NON-PRIMARY FORM	7 871 020	7 557 771	5 110 224	5 023 831	3 277 408	3 033 258
59	CHEMICAL MATERIALS NES..	26 195 038	24 079 553	6 558 223	6 518 464	4 197 950	3 939 941
6	MANUFACTURED GOODS.....	576 966 246	516 887 312	106 209 127	106 662 154	68 043 839	64 414 906
60	CPL IND PLANT CHAP 69,70,72,73,76	-	-	-	-	-	-
61	LEATHER, LEATHER GOODS..	524 563	508 837	1 585 498	1 564 566	1 014 091	945 218
62	RUBBER MANUFACTURES, NES	8 613 850	7 938 829	6 450 053	5 844 213	4 129 127	3 530 701
63	CORK, WOOD MANUFACTURES.	34 163 930	32 390 644	4 918 260	4 441 825	3 153 529	2 682 197
64	PAPER,PAPERBOARD,ETC....	85 074 620	84 246 091	13 353 133	14 202 549	8 556 414	8 582 155
65	TEXTILE YARN,FABRIC,ETC.	15 344 146	15 580 952	19 376 085	20 011 799	12 396 582	12 112 441
66	NON-METAL,MINERAL MANFCT	175 740 400	134 424 044	11 575 814	10 687 098	7 429 490	6 441 000
67	IRON AND STEEL.....	191 330 366	181 406 506	18 838 963	19 712 932	12 062 078	11 900 776
68	NON-FERROUS METALS.....	35 814 169	33 978 131	14 120 405	14 915 277	9 049 263	9 006 706
69	METALS MANUFACTURES,NES.	30 360 202	26 413 279	15 990 916	15 281 895	10 253 265	9 213 712
7	MACHINES,TRANSPORT EQUIP	101 674 504	105 270 680	220 480 418	225 748 283	141 079 786	136 283 269
70	CPL IND PLANT (84/85/87)	-	-	-	-	-	-
71	POWER GENERATING MACHINES	5 841 962	5 607 614	12 689 987	11 973 615	8 122 245	7 232 493
72	SPECIAL INDUST.MACHINERY	10 316 982	9 419 352	15 194 561	14 887 481	9 725 567	8 986 158
73	METALWORKING MACHINERY..	2 179 304	2 687 313	4 926 305	6 018 120	3 155 818	3 635 510
74	GENERAL INDUSTL.MACH.NES	12 658 621	12 478 334	22 541 587	21 819 444	14 440 641	13 166 202
75	OFFICE MACHINES,ADP MACH	2 592 107	2 282 235	28 583 949	28 035 339	18 296 744	16 949 134
76	TELECOMM.SOUND EQUIP ETC	3 338 474	3 914 164	16 705 378	18 270 378	10 720 306	11 069 445
77	ELEC MCH APPAR,PARTS,NES	13 532 738	13 336 002	34 285 833	34 118 188	21 975 996	20 598 888
78	ROAD VEHICLES.....	45 441 563	48 493 454	63 725 733	65 742 115	40 694 684	39 670 877
79	OTHR.TRANSPORT EQUIPMENT	5 772 753	7 052 212	21 827 085	24 883 603	13 947 785	14 974 562
8	MISC MANUFACTURED ARTCLS	53 680 595	51 046 497	103 271 651	102 678 782	66 330 827	62 019 802
80	CPL IND PLANT CHAP 90/94	-	-	-	-	-	-
81	PREFAB BUILDS,FTING ETC	7 971 248	6 776 539	4 347 972	3 820 346	2 787 537	2 303 001
82	FURNITURE,BEDDING,ETC...	14 252 123	13 097 330	9 562 393	8 669 196	6 111 983	5 240 648
83	TRAVEL GOODS,HANDBSGS ETC	950 113	969 317	1 782 921	1 904 672	1 143 184	1 149 579
84	CLOTHING AND ACCESSORIES	8 381 239	8 594 197	38 591 275	39 804 031	24 848 220	24 051 333
85	FOOTWEAR.....	2 524 679	2 594 187	8 095 894	8 643 872	5 205 068	5 229 167
87	SCIENTIFIC EQUIPMENT NES	955 376	935 342	10 369 001	9 921 876	6 645 038	5 993 844
88	PHOTO.APPARAT.NES;CLOCKS	1 299 483	1 339 875	7 200 496	7 220 361	4 617 799	4 355 364
89	MISC MANUFACTRD GOODS NES	17 356 334	16 739 710	23 321 699	22 694 428	14 971 998	13 696 866
9	GOODS NOT CLASSD BY KIND <sup>1)</sup>	5 760 934	4 565 315	13 844 000	10 924 202	8 916 197	6 600 889
91	MAIL NOT CLASSD BY KIND	-	-	-	-	-	-
93	SPEC.TRANSACT.NOT CLASSD	5 755 739	4 558 485	11 483 402	8 718 407	7 398 712	5 262 555
94	COMPL IND PLANT CHAPT 99	-	-	-	-	-	-
96	COIN NONGOLD NONCURRENT.	1 783	2 003	136 188	143 902	87 233	87 618
97	GOLD,NONMONTY EXCL DRES	3 412	4 827	2 224 410	2 061 893	1 430 252	1 250 716
	TOTAL	4 557 372 205	4 331 391 895	637 546 169	643 914 377	408 454 482	389 024 326

1) INCL. COMPLETE INDUSTRIAL PLAN N.E.S.



3 IMPORTS AND EXPORTS (SPECIAL TRADE) BY SECTIONS AND DIVISIONS OF THE SITC-REV. III  
3.2 EXPORTS

SECT AND DIV	1992 DT = 100 KG	1991	1992 1 000 DM	1991	1992 1 000 \$	1991
0 FOOD AND LIVE ANIMALS...	250 920 030	220 003 073	29 727 026	29 158 538	19 079 779	17 650 625
00 LIVE ANIMALS.....	3 606 409	4 761 109	1 070 957	1 328 615	686 126	803 738
01 MEAT, MEAT PREPARATIONS.	8 972 389	12 643 200	4 025 158	5 103 256	2 585 587	3 096 577
02 DAIRY PRODUCTS,BIRD EGGS	35 324 905	34 315 221	7 468 107	6 935 922	4 795 344	4 188 504
03 FISH,CRUSTACEANS,MOLLUSC	2 237 051	2 249 520	894 722	953 678	572 208	577 320
04 CEREALS,CEREAL PREPRTRS.	108 005 054	72 098 129	4 807 104	3 826 316	3 086 514	2 313 414
05 VEGETABLES AND FRUIT....	19 182 495	22 915 320	2 737 487	2 958 740	1 752 520	1 790 292
06 SUGAR, SUGR. PREPTRNS, HONEY	18 826 205	20 879 547	1 752 847	1 766 687	1 124 628	1 074 564
07 COFFEE, TEA, COCOA, SPICES.	4 862 529	4 493 735	2 672 289	2 515 521	1 718 090	1 524 178
08 ANIMAL FEED STUFF,.....	44 355 288	40 832 578	2 253 541	1 987 398	1 447 497	1 205 972
09 MISC. EDIBLE PRODUCTS ETC	5 547 705	4 814 714	2 044 814	1 782 405	1 311 265	1 076 066
1 BEVERAGES AND TOBACCO...	92 427 284	92 315 595	4 656 464	4 230 445	2 997 618	2 544 580
11 BEVERAGES.....	91 266 074	91 128 034	2 405 008	2 164 178	1 547 216	1 295 656
12 TOBACCO, TOBACCO MANUFACT	1 161 210	1 187 561	2 251 456	2 066 267	1 450 402	1 248 924
2 CRUDE MATERIALS, INEDIBLE	609 540 515	614 753 405	12 457 046	12 476 500	7 976 919	7 541 500
21 HIDES, SKINS, FURSKINS, RAW	1 489 832	1 725 144	436 237	443 444	279 216	269 355
22 OIL SEED, OLEAGINUS FRUIT	8 385 245	5 112 143	448 322	348 159	285 224	211 128
23 CRUDE RUBBER.....	4 265 532	4 219 929	819 562	876 436	525 111	530 046
24 CORK AND WOOD.....	69 081 728	83 497 869	1 495 826	1 759 387	958 480	1 060 285
25 PULP AND WASTE PAPER....	21 060 621	20 342 344	510 544	461 535	328 623	278 523
26 TEXTILE FIBRES.....	8 767 408	8 388 256	2 649 854	2 511 008	1 695 966	1 520 549
27 CRUDE FERTILIZER, MINERAL	395 341 378	400 377 200	1 601 415	1 593 655	1 025 615	961 416
28 METALLIFEROUS ORE, SCRAP.	97 289 174	87 082 179	3 004 577	3 025 237	1 927 308	1 821 731
29 CRUDE ANIMAL, VEG. MATERL.	3 859 597	4 008 341	1 490 709	1 457 639	951 376	888 467
3 FUELS, LUBRICANTS, ETC..	245 025 867	228 011 326	8 239 749	8 325 144	5 285 475	5 042 174
32 COAL, COKE, BRIQUETTES..	64 231 505	91 951 770	1 474 618	1 965 681	945 208	1 190 184
33 PETROLEUM, PETROL. PRODUCT	160 506 015	119 012 904	5 116 037	4 727 428	3 289 739	2 855 107
34 GAS, NATURAL, MANUFACTURED	20 288 347	17 046 652	620 437	599 214	397 075	367 008
35 ELECTRIC CURRENT, MWH ..	16 183 271	16 153 181	1 028 657	1 032 821	653 453	629 875
4 ANIMAL, VEG. OILS, FATS, WAX	17 778 422	18 203 714	1 497 134	1 492 972	957 648	906 688
41 ANIMAL OILS AND FATS....	2 304 352	3 052 475	168 387	188 815	107 971	113 914
42 FIXED VEG. FATS AND OILS	9 944 374	10 374 139	784 874	838 774	500 826	511 123
43 ANIMAL, VEG. FATS, OILS, NES	5 529 696	4 777 100	543 873	465 383	348 851	281 651
5 CHEMICALS, RELTD. PROD. NES	337 532 616	330 049 505	84 714 680	84 860 977	54 278 260	51 334 270
51 ORGANIC CHEMICALS.....	70 905 189	69 053 746	17 583 723	18 038 432	11 258 785	10 923 321
52 INORGANIC CHEMICALS.....	62 151 303	65 192 596	5 256 901	5 980 513	3 366 945	3 627 003
53 DYES, COLOURING MATERIALS	14 143 662	14 481 385	8 891 606	8 718 774	5 702 929	5 263 978
54 MEDICINAL, PHARM. PRODUCTS	1 591 454	1 634 250	11 639 604	10 877 974	7 461 155	6 575 126
55 ESSENTL. OILS, PERFUME, ETC	11 230 167	11 016 125	5 468 161	5 056 429	3 508 517	3 057 124
56 FERTILIZER, EXCEPT GRP272	72 117 262	65 502 200	1 570 975	1 446 595	1 001 207	877 780
57 PLASTICS IN PRIMARY FORM	55 762 969	53 277 435	14 504 369	14 933 661	9 291 323	9 030 049
58 PLASTIC, NON-PRIMARY FORM	11 334 884	10 762 095	8 006 374	7 974 646	5 133 587	4 818 040
59 CHEMICAL MATERIALS NES..	38 295 726	38 679 673	11 792 967	11 833 953	7 553 212	7 161 849
6 MANUFACTURED GOODS.....	421 289 601	427 471 081	111 010 944	113 242 087	71 185 087	68 406 802
60 CPL IND PLANT CHAP 69, 70, 72, 73, 76	588 714	738 377	689 653	585 748	444 125	356 490
61 LEATHER, LEATHER GOODS..	680 570	684 803	1 448 831	1 502 685	930 007	905 805
62 RUBBER MANUFACTURES, NES	7 170 230	6 950 206	5 979 729	5 723 485	3 838 098	3 455 060
63 CORK, WOOD MANUFACTURES.	12 834 126	12 948 172	2 293 435	2 295 925	1 470 251	1 385 711
64 PAPER, PAPERBOARD, ETC....	63 561 739	58 474 034	14 019 012	14 156 518	8 995 267	8 552 247
65 TEXTILE YARN, FABRIC, ETC.	13 649 970	13 541 485	21 645 540	21 815 787	13 856 634	13 197 223
66 NON-METAL. MINERAL MANFCT	83 489 451	86 871 673	10 574 959	10 854 596	6 781 641	6 548 578
67 IRON AND STEEL.....	194 748 242	203 275 929	21 612 600	23 667 853	13 855 864	14 302 231
68 NON-FERROUS METALS.....	20 008 019	18 517 237	11 215 866	11 345 469	7 199 642	6 852 671
69 METALS MANUFACTURES, NES.	24 558 540	25 469 165	21 531 319	21 294 021	13 813 558	12 850 786
7 MACHINES, TRANSPORT EQUIP	139 779 079	139 250 932	333 138 691	325 946 967	213 535 487	197 116 453
70 CPL IND PLANT (84/85/87)	1 346 575	1 209 404	4 682 913	4 295 488	3 006 953	2 596 688
71 POWER GENERATING MACHINES	7 958 870	8 467 117	19 905 908	20 205 171	12 753 358	12 214 459
72 SPECIAL INDUST. MACHINERY	16 287 271	17 624 889	40 781 961	41 428 946	26 155 970	25 057 940
73 METALWORKING MACHINERY..	3 410 719	3 957 139	10 906 066	12 122 972	6 991 392	7 328 709
74 GENERAL INDUSTL. MACH. NES	17 190 096	17 464 416	46 717 954	46 103 857	29 982 267	27 866 494
75 OFFICE MACHINES, ADP MACH	1 136 390	1 109 595	15 061 943	16 197 249	9 641 054	9 805 224
76 TELECOMM. SOUND EQUIP ETC	1 636 419	1 804 622	12 495 172	12 661 157	8 018 069	7 658 815
77 ELEC MCH APPAR, PARTS, NES	15 500 800	15 719 560	47 069 962	46 944 813	30 207 641	28 343 830
78 ROAD VEHICLES.....	62 551 628	59 084 140	111 675 187	102 469 857	71 539 756	62 019 091
79 OTHR. TRANSPORT EQUIPMENT	12 760 311	12 810 050	23 841 625	23 517 457	15 239 027	14 225 203
8 MISC MANUFACTURED ARTCLS	34 527 049	35 293 830	75 531 761	74 438 570	48 535 808	45 013 271
80 CPL IND PLANT CHAP 90/94	31 528	13 579	190 448	149 204	122 260	89 724
81 PREFAB BUILDS, FTNG ETC	2 641 353	2 796 823	3 345 272	3 162 899	2 146 551	1 911 028
82 FURNITURE, BEDDING, ETC...	8 257 267	9 365 732	8 896 384	7 418 459	4 415 539	4 487 144
83 TRAVEL GOODS, HANDBGS ETC	148 190	166 410	596 335	595 175	382 651	359 824
84 CLOTHING AND ACCESSORIES	1 588 266	1 489 706	12 935 743	12 349 146	8 353 850	7 489 909
85 FOOTWEAR.....	576 803	598 670	2 084 407	2 280 801	1 339 260	1 391 554
87 SCIENTIFIC EQUIPMENT NES	1 185 813	1 130 950	17 052 615	15 989 718	10 945 608	9 668 076
88 PHOTO. APPARAT. NES; CLOCKS	1 921 958	1 804 733	6 990 609	6 905 751	4 485 415	4 170 448
89 MISC MANUFCTRD GOODS NES	18 175 871	17 927 227	25 439 948	25 577 417	16 344 674	15 445 564
9 GOODS NOT CLASSD BY KIND <sup>1)</sup>	7 562 956	7 191 205	10 229 148	11 641 266	6 555 450	7 082 389
91 MAIL NOT CLASSD BY KIND	-	-	-	-	-	-
93 SPEC. TRANSACT. NOT CLASSD	7 250 500	6 930 056	8 760 591	9 727 935	5 613 780	5 924 822
94 COMPL IND PLANT CHAPT 99	288 315	228 573	255 422	365 087	163 625	219 873
96 COIN NONGOLD NONCURRENT.	23 158	30 998	51 521	65 923	33 515	40 027
97 GOLD, NONMONTY EXCL ORES	983	1 578	1 161 614	1 482 321	744 530	897 667
TOTAL	2 156 383 419	2 112 543 666	671 202 643	665 813 466	430 387 531	402 638 752

1) INCL. COMPLETE INDUSTRIAL PLAN N.E.S.



4 IMPORTS AND EXPORTS (SPECIAL TRADE) BY GROUPS AND SUBGROUPS OF THE SITC-REV. III  
4.1 IMPORTS

GROUP / SUBGROUP	1992 DT = 100 KG	1991	1992 1 000 DM	1991	1992 1 000 \$	1991
001 LIVE ANIMALS	3 314 445	2 068 208	1 103 136	693 252	707 927	416 843
1 BOVINE ANIMALS, LIVE	791 311	476 324	315 262	195 318	203 443	118 060
2 SHEEP AND GOATS, LIVE	90 216	75 593	26 427	19 308	16 915	11 746
3 SWINE, LIVE	2 074 239	1 185 049	599 745	334 844	383 845	200 584
4 POULTRY, LIVE	246 371	246 558	65 180	56 691	41 689	34 107
5 EQUINE SPECIES, LIVE	98 794	71 624	67 762	57 557	43 584	34 706
9 LIVE ANIMALS, NES	13 514	13 060	28 760	29 534	18 451	17 640
011 BOVINE MEAT	3 364 780	2 810 927	2 544 680	2 097 230	1 630 791	1 269 629
1 BOVINE MEAT,FRSH,CHILLED	2 654 422	2 335 617	2 138 419	1 810 806	1 370 239	1 097 202
2 BOVINE MEAT, FROZEN	710 358	475 310	406 261	286 424	260 552	172 427
012 OTHER MEAT, MEAT OFFAL	13 316 720	11 710 505	5 972 108	5 145 827	3 837 746	3 111 606
1 MEAT OF SHEEP OR GOATS	361 648	305 869	221 652	191 306	140 911	116 363
2 MEAT OF SWINE	7 906 569	6 688 175	3 518 974	2 920 463	2 261 495	1 761 852
3 POULTRY, MEAT AND OFFAL	3 938 157	3 733 341	1 848 904	1 716 885	1 188 751	1 040 818
4 MEAT OF HORSES,MULES,ETC	2 136	3 873	1 062	1 502	673	917
5 EDIBLE OFFAL	855 044	742 108	180 452	145 592	115 667	88 054
9 MEAT,EDIBLE OFFAL, NES	253 166	237 139	201 064	170 079	130 249	103 602
016 MEAT,ED.OFFL,DRY,SLT,SMK	151 933	134 682	205 957	180 310	132 517	108 618
1 PIGMEAT,DRY,SALT,SMOKED	136 500	119 023	183 748	156 008	118 316	93 887
8 OTH.MEAT,OFF.DRY,SMK,SLT	15 433	15 659	22 209	24 302	14 201	14 731
017 MEAT,OFFL,PRPD,PRSRV,NES	1 961 661	1 926 421	1 309 217	1 247 907	840 132	754 045
1 EXTRACT, JUICE MEAT, FISH	14 673	14 243	68 234	41 252	43 261	24 784
2 SAUSAGE OF MEAT, OFFL.ETC	274 212	267 781	261 629	249 298	168 449	150 680
3 LIVER,PREPRD,PRSRVD,NES	62 935	61 540	46 452	43 574	29 789	26 513
4 POULTRY,PRPRD,PRSRVD,NES	519 752	579 414	296 131	306 762	190 032	185 050
5 PORK,PREPRD,PRSRVD,NES	521 781	502 296	372 463	353 752	239 314	213 591
6 BOV.MEAT,PRPD,PRSRVD,NES	554 642	486 752	252 505	241 240	161 749	146 090
9 OTH.MEAT,PRPD,PRSRVD NES	13 666	14 395	11 803	12 039	7 538	7 337
022 MILK AND CREAM	4 956 154	4 705 124	874 509	863 622	561 348	520 084
1 MILK EX.CONCENTD.SWEETND	1 926 741	1 816 549	154 650	144 928	99 060	88 376
2 MILK CONCENTD.,SWEETENED	815 708	860 752	320 611	325 072	205 780	196 892
3 MILK PRODUCTS	773 729	631 583	268 720	265 452	172 882	157 361
4 WHEY, MILK PRODUCTS NES	1 439 976	1 396 280	130 528	128 170	83 626	77 455
023 BUTTER,OTHER FAT OF MILK	1 263 324	1 093 257	736 222	647 918	472 672	392 704
024 CHEESE AND CURD	4 464 613	4 072 138	3 577 957	3 290 199	2 297 709	1 989 863
1 CHEESE, POWDERED, GRATED	116 066	100 591	107 234	92 089	68 669	55 806
2 PROCESSED CHEESE, WHOLE	165 438	136 546	129 603	108 754	83 266	65 786
3 BLUE-VEINED CHEESE	102 569	80 941	121 208	100 111	77 690	60 591
9 OTHER CHEESE; CURD	4 080 540	3 754 060	3 219 912	2 989 245	2 068 084	1 807 680
025 EGGS,BIRDS,YOLKS,ALBUMIN	3 208 625	3 396 453	653 528	766 814	417 525	467 177
1 BIRDS' EGGS, IN SHELL	2 853 371	3 070 091	543 545	662 700	347 029	404 559
2 BIRD EGGS UNSHELLED;YOLKS	313 464	292 954	90 136	83 652	57 781	50 278
3 EGG ALBUMIN	41 790	33 408	19 847	20 462	12 715	12 340
034 FISH,FRESH,CHILLED,FROZN	4 611 410	4 456 391	1 833 811	1 910 425	1 174 352	1 157 589
1 FISH,FRESH,CHILLED,WHOLE	1 293 519	1 258 858	691 802	665 079	443 086	403 273
2 FISH,FROZEN EX.FILLETS	711 473	654 920	229 010	236 702	146 597	143 551
4 FISH FILLETS, FROZEN	1 572 083	1 602 186	653 232	772 288	418 157	467 322
5 FISH FILLETS,FRSH,CHILLD	1 034 335	940 447	259 767	236 356	166 532	143 443
035 FISH,DRIED,SALTED,SMOKED	356 404	377 368	284 475	266 372	182 027	162 945
1 FISH,DRIED,SALTED	94 321	129 740	42 499	56 849	27 305	34 342
2 FISH SALTED OR IN BRINE	164 837	162 378	60 437	52 777	38 813	32 201
3 FISH, SMOKED	88 406	77 551	170 470	147 332	108 552	90 854
4 FISH LIVER,ROE,DRD,SMKD.	8 435	7 279	9 645	7 337	6 438	4 320
5 FISH MEAL FIT FOR FOOD	405	420	1 424	2 077	919	1 228
036 CRUSTACEANS,MOLLUSCS ETC	455 300	452 199	278 351	279 482	178 724	169 230
1 CRUSTACEANS, FROZEN	117 154	120 594	170 738	175 927	109 763	106 550
2 CRUSTACEANS, NOT FROZEN	23 654	19 572	35 506	34 104	22 802	20 617
3 MOLLUSCS	314 492	312 033	72 107	69 451	46 159	42 063
037 FISH ETC.PREPRD,PRSRV,NES	1 408 759	1 400 772	781 241	807 968	500 405	490 714
1 FISH,PREPRD,PRSRVD,NES	1 173 348	1 182 874	535 049	575 920	342 644	349 942
2 CRUSTACEA,MOLL.C.PRPRD NES	235 411	217 898	246 192	232 048	157 761	140 772
041 WHEAT, MESLIN, UNMILLED	10 514 171	12 005 304	420 766	490 612	270 676	297 584
1 DURUM WHEAT, UNMILLED	2 419 930	1 831 508	118 024	94 717	75 772	57 141
2 OTH.WHEAT,MESLIN,UNMLLED	8 094 241	10 173 796	302 742	395 895	194 904	240 443
042 RICE	2 759 357	2 648 408	322 264	320 433	205 726	194 907
1 RICE IN THE HUSK	30 647	34 496	3 942	4 139	2 496	2 574
2 RICE HUSKED	1 416 622	1 398 308	145 411	145 964	92 559	88 657
3 RICE,MILLED,SEMI-MILLED	1 312 088	1 215 604	172 911	170 330	110 671	103 676
043 BARLEY, UNMILLED	4 690 053	4 252 770	200 901	190 826	126 470	117 872
044 MAIZE UNMILLED	11 735 640	11 385 971	626 592	649 334	397 178	397 019
1 MAIZE SEED	445 239	459 036	193 512	186 438	118 981	117 898
9 MAIZE, OTHER UNMILLED	11 290 401	10 926 935	433 080	462 896	278 197	279 121
045 OTHER CEREALS, UNMILLED	1 894 375	1 101 674	80 931	53 994	52 593	32 552



4 IMPORTS AND EXPORTS (SPECIAL TRADE) BY GROUPS AND SUBGROUPS OF THE SITC-REV. III  
4.1 IMPORTS

GROUP / SUBGROUP	1992 DT = 100 KG	1991	1992 1 000 DM	1991	1992 1 000 \$	1991
0451 RYE, UNMILLED	127 829	129 847	8 008	8 222	5 309	4 875
2 OATS, UNMILLED	1 027 947	354 125	37 572	12 396	24 596	7 531
3 GRAIN SORGHUM, UNMILLED	77 150	94 012	3 960	5 039	2 545	3 015
9 BUCKWHEAT ETC. UNMILLED	661 449	523 690	31 391	28 337	20 143	17 131
046 MEAL, FLOUR OF WHEAT, MSLN	1 111 487	1 196 429	77 431	84 543	49 538	51 092
1 FLOUR OF WHEAT, MESLIN	723 296	800 756	47 964	52 280	30 665	31 567
2 GROATS, MEAL, PELLTS, WHEAT	388 191	395 673	29 467	32 263	18 873	19 525
047 OTHER CEREAL MEAL, FLOURS	251 607	233 396	15 820	16 423	10 140	9 879
1 OTHER CEREAL FLOURS	85 638	93 234	7 493	8 336	4 778	5 022
2 CEREAL GROAT, MEAL, PELLTS	165 969	140 162	8 327	8 087	5 362	4 857
048 CEREAL PREPARATIONS	10 247 838	9 758 255	1 962 116	1 762 657	1 260 128	1 062 459
1 CEREAL GRAINS, PREPRD NES	672 301	683 869	130 838	105 120	83 892	63 178
2 MALT, INCL. MALT FLOUR	5 244 053	5 054 219	389 727	370 054	250 762	222 527
3 PASTA, UNCOOKED, UNPREPRD.	1 293 740	1 181 123	242 232	227 161	155 209	137 697
4 BREAD, BAKED GOODS	2 411 399	2 269 962	1 039 682	924 748	667 974	556 971
5 MIXES, DOUGHS FOR 048.4	626 345	569 082	159 637	135 574	102 291	82 086
054 VEGETABLES	57 364 090	56 774 780	6 032 942	6 230 649	3 824 828	3 755 129
1 POTATOES, FRESH, CHILLED	10 136 805	10 839 919	422 016	535 594	263 816	316 097
2 LEGUMES, DRIED, SHELLS	7 218 519	7 830 012	352 272	414 033	224 315	253 848
4 TOMATOES, FRESH, CHILLED	5 696 088	5 300 392	967 977	1 035 326	617 546	614 133
5 OTH. FRSH, CHLL. VEGETABLES	21 197 890	20 475 284	3 223 258	3 205 413	2 037 425	1 939 992
6 VEGETABLES FROZEN	3 555 387	3 356 971	547 571	509 389	349 776	309 758
7 VEGETABLES PROV. PRESERVD	240 964	333 223	84 116	116 554	53 679	70 500
8 VEG. PRODUCTS, ROOTS, TUBRS	9 318 437	8 638 979	435 732	414 340	278 271	250 801
056 VEGETABLES, PRPD, PRSVD, NES	14 905 023	14 575 948	2 578 144	2 594 742	1 648 706	1 574 100
1 VEGETABLES, DRIED	298 356	330 730	168 465	169 610	107 805	102 985
4 FRUIT, VEG. FLOUR, MEAL, FLK	210 029	207 924	60 864	67 156	38 935	40 510
6 VEGETABLE, UNPICKLED FRZN	2 083 201	2 053 534	277 806	260 373	178 033	157 317
7 VEG. PREPARED, PRESRVD, NES	12 313 437	11 983 760	2 071 009	2 097 603	1 323 933	1 273 288
057 FRUIT, NUTS EXCL. OIL NUTS	53 160 126	53 797 440	7 729 204	8 280 687	4 951 216	4 981 625
1 ORANGES, ETC.	10 294 359	9 791 395	974 568	1 096 105	614 434	691 849
2 OTH. CITRUS, FRESH, DRIED	2 285 878	2 268 710	216 546	239 143	138 702	145 237
3 BANANAS, FRESH OR DRIED	13 788 720	13 531 794	1 224 497	1 411 569	783 017	845 111
4 APPLES, FRESH	7 345 149	9 083 255	980 149	1 094 081	621 176	655 678
5 GRAPES, FRESH OR DRIED	4 671 504	4 558 371	810 752	875 320	530 824	523 162
6 FIGS, FRESH OR DRIED	90 582	94 792	31 238	34 788	20 389	21 060
7 EDIBLE NUTS FRESH, DRIED	2 322 976	2 287 315	1 127 156	1 076 473	719 519	659 879
9 FRUIT, FRESH, DRIED, NES	12 360 958	12 181 808	2 364 298	2 453 208	1 523 155	1 439 649
058 FRUIT, PRESERVED, PREPARED	9 241 191	9 863 021	1 811 377	1 874 225	1 158 089	1 136 819
1 JAMS, JELLIES, MARMALADES	665 869	674 682	186 322	179 618	119 050	108 126
2 FRUIT, NUTS PROV. PRESERVD	67 860	69 775	10 436	10 528	6 687	6 331
3 FRUIT, NUTS, FROZEN	2 293 166	2 243 004	445 802	441 587	286 380	267 405
9 FRUIT, NUTS, PRSVD, PPD, NES	6 214 296	6 875 560	1 168 817	1 242 492	745 972	754 957
059 FRUIT, VEGETABLE JUICES	7 087 763	6 718 039	1 510 540	1 435 445	965 542	867 962
1 ORANGE JUICE	2 929 418	2 708 759	678 135	621 712	433 349	374 807
2 GRAPEFRUIT JUICE	168 033	145 337	43 019	35 844	27 602	21 560
3 JUICE, OTHER CITRUS FRUIT	219 858	199 998	52 503	53 925	32 625	32 439
9 JUICES, OTHER THAN CITRUS	3 770 454	3 643 945	736 883	723 964	470 966	439 156
061 SUGARS, MOLASSES, HONEY	11 426 627	10 371 870	957 559	971 770	614 818	586 590
1 SUGARS, BEET OR CANE, RAW	60 508	78 278	10 173	12 633	6 482	7 690
2 OTHER BEET, CANE SUGAR	1 891 214	2 041 455	265 962	281 768	172 019	188 824
5 MOLASSES	4 642 839	3 295 865	63 912	47 927	41 028	29 100
6 NATURAL HONEY	892 352	891 921	173 053	170 506	110 393	103 704
9 OTHER SUGARS	3 939 714	4 064 351	444 459	458 936	284 896	277 272
062 SUGAR CONFECTIONERY	868 660	877 268	444 452	449 928	285 425	271 314
1 FRUIT, ETC. PRSVD. BY SUGAR	97 413	102 316	36 688	38 567	24 043	23 043
2 SUGAR CONFECTIONERY	771 247	774 952	407 764	411 361	261 382	248 271
071 COFFEE, COFFEE SUBSTITUTE	8 170 476	7 849 371	2 188 619	2 551 185	1 399 668	1 540 708
1 COFFEE, NOT ROASTED	7 959 130	7 639 014	1 987 575	2 352 152	1 270 534	1 420 484
2 COFFEE, ROASTED	57 366	59 322	50 485	50 489	32 303	30 555
3 EXTRACTS, ETC. OF COFFEE	153 980	151 035	150 559	148 544	96 831	89 669
072 COCOA	4 019 799	3 930 264	1 000 023	1 059 594	640 128	642 703
1 COCOA BEANS	3 195 896	3 029 255	669 919	665 521	429 385	402 863
2 COCOA POWDER, UNSWEETENED	264 243	250 561	58 195	57 684	37 218	34 947
3 COCOA PASTE	38 629	52 214	10 757	13 943	6 911	8 416
4 COCOA BUTTER, FAT OR OIL	449 060	544 495	259 147	321 160	165 347	195 687
5 COCOA SHELLS, HUSKS, SKINS	71 971	53 739	2 005	1 286	1 267	790
073 CHOCOLATE, OTH. COCOA PREP	1 881 831	1 879 179	1 116 377	1 065 423	716 849	643 999
1 COCOA POWDER, SWEETENED	5 408	4 839	2 912	2 605	1 878	1 578
2 OTH. COCOA PREP. OVER 2KG.	538 527	593 912	218 806	240 720	140 840	145 069
3 OTH. COCOA PREP. LESS 2KG.	837 018	824 971	465 147	450 141	297 628	271 403
9 FOOD PREP. WITH COCOA, NES	500 878	455 457	429 512	371 957	276 505	225 949
074 TEA AND MATE	280 007	275 136	151 259	154 543	96 929	93 747
1 TEA WHETH OR NOT FLAVOUR	249 697	248 769	136 198	139 642	87 368	84 898
3 MATE; EXTRACTS, ETC. OF TEA	30 310	26 367	15 061	14 901	9 561	8 849
075 SPICES	524 909	529 727	191 410	202 538	122 336	123 147
1 PEPPER, DRY, CRUSHD, GROUND	301 862	307 704	97 164	112 063	62 252	68 470



4 IMPORTS AND EXPORTS (SPECIAL TRADE) BY GROUPS AND SUBGROUPS OF THE SITC-REV. III  
4.1 IMPORTS

GROUP / SUBGROUP	1992 DT = 100 KG	1991	1992 1 000 DM	1991	1992 1 000 \$	1991
0752 SPICES,EX.PEPPER,PIMENTO	223 247	222 023	94 246	90 475	60 084	54 677
081 ANIMAL FEED STUFF	83 020 675	79 294 145	3 103 726	2 905 786	1 987 545	1 755 346
1 HAY, FODDER, GREEN OR DRY	13 061 586	12 208 473	309 125	307 395	197 980	186 389
2 BRAN, SHARPS, OTH. RESIDUES	1 192 163	1 233 130	35 716	37 877	22 939	22 661
3 OIL-CAKE, OILSEED RESIDUE	43 387 957	44 158 053	1 196 266	1 231 421	766 006	743 394
4 FLR. ETC. MEAT, FSH, AN. FEED	2 670 288	2 385 209	197 454	165 646	126 563	100 761
5 VEGETABLE RESIDUES, WASTE	15 002 105	12 806 060	354 686	323 444	225 519	194 446
9 FOOD WASTE, ANIMAL FEEDS	7 706 576	6 503 220	1 010 479	840 003	648 558	507 695
091 MARGARINE AND SHORTENING	404 763	397 865	61 043	56 016	39 158	33 836
098 EDIBLE PROD. PREPRTNS, NES	3 859 182	3 527 522	1 993 093	1 775 878	1 275 583	1 070 429
1 HOMOGENIZED FOOD PREPRTNS	79 302	77 294	22 394	22 723	14 337	13 889
2 SAUCE, SEASONING, CONDMNT	1 136 950	943 219	320 159	271 048	204 966	164 075
5 SOUPS AND BROTHS	144 454	151 072	64 651	59 236	41 151	36 145
6 YEASTS	322 788	322 816	51 944	54 085	33 412	32 647
9 FOOD PREPARATIONS, NES	2 175 688	2 033 121	1 533 945	1 368 786	981 717	823 673
111 NON-ALCOHOL. BEVERAGE, NES	7 295 624	6 698 401	606 191	559 895	390 994	333 157
112 ALCOHOLIC BEVERAGES	15 772 612	16 442 625	4 194 307	4 249 567	2 682 588	2 580 972
1 WINE OF FRESH GRAPES	10 809 496	11 547 301	2 698 497	2 768 341	1 725 513	1 682 375
2 FERMENTED BEVERAGES, NES	131 010	126 812	29 812	24 793	19 156	14 759
3 BEER ETC. MADE FROM MALT	2 968 811	2 809 004	317 338	337 494	204 385	202 752
4 SPIRITS	1 863 295	1 959 508	1 148 660	1 118 939	733 534	681 086
121 TOBACCO, UNMANUFACTURED	1 993 675	1 799 885	1 429 504	1 257 597	916 511	759 063
1 TOBACCO, NOT STRIPPED, ETC	396 212	367 627	286 781	256 247	183 413	154 856
2 TOBACCO, STEMMED, STRIPPED	1 320 068	1 187 455	1 115 932	978 603	715 915	591 080
3 TOBACCO REFUSE	277 395	244 803	26 791	21 747	17 183	13 127
122 TOBACCO, MANUFACTURED	478 608	410 334	499 736	493 009	320 834	297 140
1 CIGARS, CHEROOT, CIGARILLO	4 818	4 534	52 408	47 663	33 620	28 601
2 CIGARETTES CONTG. TOBACCO	159 748	91 446	196 697	206 752	126 246	124 811
3 OTH. MANUFACTURED TOBACCO	314 042	314 354	250 631	238 594	160 968	143 728
211 HIDES, SKINS (EX. FURS), RAW	818 273	790 973	196 256	169 750	125 354	102 986
1 BOVINE, EQUINE HIDES, SKIN	538 863	423 237	132 513	100 215	84 542	60 835
2 WHOLE BOVIN. HIDE<8KG DRY	84 518	79 683	30 166	23 224	19 406	14 086
4 GOAT, KID SKIN, EX. FURSKIN	3 132	2 754	2 052	2 894	1 312	1 740
6 SHEEP SKIN, EXCEPT. FURSKIN	40 582	39 311	10 846	13 018	6 883	7 861
7 SHEEP SKIN WITHOUT WOOL	4 332	4 164	4 777	5 228	3 068	3 212
9 HIDE, SKIN NES, LTHR. WASTE	146 846	241 824	15 902	25 171	10 143	15 252
212 FURSKINS, RAW	9 778	9 345	147 095	166 273	92 856	99 696
1 MINK SKINS, RAW, WHOLE	3 317	3 926	80 492	118 941	50 784	70 952
2 OTHER RAW FURSKINS	6 231	5 398	65 873	46 849	41 616	28 448
3 FUR PCS. ETC. FURRIER USE	230	21	730	483	466	296
222 OILSEED (SFT. FIX VEG. OIL)	42 694 459	40 545 000	1 991 507	2 222 919	1 269 258	1 348 970
1 GROUNDNUTS (PEANUTS)	1 034 737	1 303 592	147 581	217 490	94 890	131 995
2 SOYA BEANS	32 080 311	28 786 314	1 192 718	1 156 337	765 199	695 757
3 COTTON SEEDS	2 429	266	300	19	194	11
4 SUNFLOWER SEEDS	3 223 009	3 062 684	239 397	309 425	150 360	190 415
5 SESAME (SESAMUM) SEEDS	139 810	139 531	27 490	29 158	17 574	17 550
6 RAPE, COLZA, MUSTARD SEEDS	6 183 252	7 222 467	982 103	508 479	239 804	312 029
7 SAFFLOWER SEEDS	30 911	30 146	1 918	2 011	1 237	1 213
223 OILSEED (OTH. FIX. VEG. OIL)	2 786 655	2 907 583	144 025	139 908	92 191	85 027
1 COPRA	479 736	535 063	28 409	20 210	18 516	12 275
2 PALM NUTS, PALM KERNELS	313	441	165	231	101	149
4 LINSEED	1 760 907	1 824 238	65 233	71 293	41 445	43 604
5 CASTOR OIL SEEDS	332 243	342 880	14 074	18 183	9 093	10 841
7 OIL SEEDS, ETC. NES	160 485	149 563	30 480	24 788	19 421	15 019
9 FLOUR, MEAL, FROM OILSEEDS	52 971	55 398	5 664	5 203	3 615	3 139
231 NATURAL RUBBER, ETC.	2 379 019	2 339 597	349 846	349 640	224 130	211 453
1 NATURAL RUBBER LATEX	396 302	443 798	52 646	61 533	33 682	37 161
2 NATURAL RUBBER EXC. LATEX	1 981 093	1 894 280	296 729	287 036	190 138	173 639
3 OTHER NATURAL GUMS	1 624	1 519	471	1 071	310	653
232 SYNTHETIC RUBBER, ETC.	3 879 373	3 619 878	950 814	939 133	609 457	567 072
1 SYNTHETIC RUBBER	3 436 096	3 193 788	925 172	914 355	592 953	552 174
2 RECLMD. UNHD. RUBBER; WASTE	443 277	426 090	25 642	24 778	16 504	14 898
244 CORK, NATURAL, RAW; WASTE	66 134	59 597	17 953	14 749	11 469	8 875
245 FUEL WOOD, WOOD CHARCOAL	1 170 299	971 866	56 100	41 621	35 982	24 614
246 WOOD IN CHIPS, PARTICLES	6 515 540	6 857 163	38 622	36 906	24 743	22 296
1 WOOD IN CHIPS, PARTICLES	601 794	490 864	4 139	3 272	2 652	1 961
2 SAWDUST, WOOD WASTE, SCRAP	5 913 746	6 366 299	34 483	33 634	22 091	20 335
247 WOOD ROUGH, ROUGH SQUARED	12 769 644	11 794 665	502 448	474 492	318 538	288 011
248 WOOD, SIMPLY WORKED	35 774 634	31 539 802	2 930 884	2 717 198	1 879 931	1 636 870
1 RAILWAY, TRAMWAY SLEEPERS	822 123	825 062	37 682	39 907	24 082	23 785
2 WOOD, CONIFER, SAWN	26 764 513	23 609 827	1 910 524	1 801 439	1 225 708	1 085 087



4 IMPORTS AND EXPORTS (SPECIAL TRADE) BY GROUPS AND SUBGROUPS OF THE SITC-REV. III  
4.1 IMPORTS

GROUP / SUBGROUP	1992 DT = 100 KG	1991	1992 1 000 DM	1991	1992 1 000 \$	1991
2483 WOOD, CONIF. WORKED, SHAPED	1 460 274	1 093 516	173 593	142 775	111 528	86 065
4 WOOD, NON-CONIFER, SAWN	6 350 590	5 673 637	691 101	620 495	442 834	373 965
5 WOOD, NON-CONIF. WRKD, SHPD	377 134	337 760	117 984	112 582	75 779	67 968
251 PULP AND WASTE PAPER	47 009 062	46 623 434	3 709 057	3 952 937	2 378 580	2 384 387
1 WASTE, SCRAP PAPER, PBOARD	7 119 210	7 428 913	195 138	215 383	125 242	130 041
2 MECHANICAL WOOD PULP	1 007 586	1 085 979	60 746	68 765	38 794	41 648
3 CHEM. WOOD PULP, DISSOLVING	1 978 599	1 951 259	249 062	263 658	159 083	158 977
4 CHEM. WOOD PULP, SODA, UNBL	890 374	912 009	75 709	86 268	48 541	52 347
5 CHEM. WOOD PULP, SODA, BLCH	31 546 855	30 989 120	2 719 709	2 924 017	1 744 408	1 763 044
6 CHEM. WOOD PULP, SULPHITE	3 728 001	3 474 547	333 865	331 368	214 325	199 930
9 SEMI-CHEMICAL PULPS	740 437	781 607	74 828	63 478	48 187	38 400
261 SILK	26 541	23 810	70 116	79 705	44 996	47 942
263 COTTON	3 312 161	3 405 703	556 051	727 678	355 858	439 630
1 COTTON, NOT CARDED, COMBED	2 026 247	2 108 222	444 700	601 849	284 757	363 671
2 COTTON LINTERS	656 885	692 220	35 443	46 814	22 597	28 092
3 COTTON WASTE	625 928	603 528	72 417	76 858	46 274	46 567
4 COTTON, CARDED OR COMBED	3 101	1 733	3 491	2 157	2 230	1 300
264 JUTE, OTH. TEXTL. BAST FIBR	40 532	41 674	2 349	2 458	1 512	1 496
1 JUTE, TEXTL. BAST FIBR. RAW	21 036	18 286	1 373	1 242	883	763
9 OTHER JUTE ETC.	19 496	23 388	976	1 216	629	733
265 VEGETABLE TEXTILE FIBRES	185 479	182 548	24 901	27 344	15 867	16 318
1 FLAX, WASTE FLAX	25 804	24 500	7 134	7 227	4 571	4 384
2 TRUE HEMP, WASTE TRUE HMP	719	579	540	472	343	291
4 SISAL, AGAVE FIBRES, WASTE	23 185	21 768	2 485	2 319	1 590	1 392
5 ABACA, MANILA HEMP, WASTE	17 115	21 791	6 501	9 694	4 074	5 685
7 COCONUT FIBRE AND WASTE	115 303	112 176	6 887	6 811	4 434	4 071
8 VEG. TEXTILE FIBRES, NES	3 353	1 734	1 354	821	855	495
266 SYNTHETIC FIBRES	1 728 320	1 562 527	559 118	562 802	358 029	340 531
267 OTHER MAN-MADE FIBRES	861 623	887 903	227 547	253 188	145 324	153 317
1 ARTIFICIAL FIBR, SPINNING	466 569	480 156	185 563	208 201	118 586	126 095
2 WASTE, MAN-MADE FIBRES	395 054	407 747	41 984	44 987	26 738	27 222
268 WOOL, OTHER ANIMAL HAIR	1 367 169	1 215 734	1 125 620	1 105 498	714 801	670 960
1 WOOL, GREASY	813 245	681 950	650 428	661 233	411 554	401 714
2 OTHER WOOL, UNPROCESSED	159 450	182 789	74 045	93 464	47 152	56 757
3 FINE ANIMAL HAIR, UNPROCD	42 055	40 210	61 108	62 054	38 755	37 671
5 HORSEHAIR, CRSE. ANML. HAIR	21 760	17 933	10 967	9 091	6 994	5 539
6 WASTE WOOL, ANIMAL HAIR	33 829	29 473	11 568	10 547	7 427	6 411
7 WOOL, ANIMAL HAIR, CARDED	296 830	263 379	317 504	269 109	202 919	162 868
269 WORN CLOTHING, TEXTL. ARTL	349 814	326 853	42 573	36 994	27 246	22 365
272 FERTILIZERS, CRUDE	6 146 960	7 684 949	65 249	77 252	41 678	46 610
1 ANIMAL, VEG., FERTILIZERS	576 580	592 503	15 089	13 502	9 591	8 175
2 SODIUM NITRATE	51 058	48 285	2 561	2 398	1 646	1 423
3 NATURAL CALC. PHOSPHATES	5 512 857	7 040 699	47 436	61 264	30 331	36 962
4 CRUDE NATRL. POTASS. SALTS	6 465	3 462	163	88	110	50
273 STONE, SAND AND GRAVEL	301 613 426	226 927 426	785 557	618 119	505 929	369 895
1 BUILDING, DIMENSION STONE	6 651 324	6 979 279	177 886	169 780	114 442	101 460
2 GYPSUM, LIMESTONE ETC.	21 026 316	20 119 933	52 429	46 621	33 656	27 917
3 SANDS, NATRL. NOT MTL. BRNG	45 433 374	42 059 568	86 513	76 464	55 599	45 758
4 GRAVEL, CRUSHD. STONE, AGGR	228 502 412	157 768 646	468 729	325 254	302 233	194 760
274 SULPHUR, UNRSTD. IRON PYRS	1 412 332	1 891 355	13 827	22 458	8 813	13 674
1 SULPHUR, EXCLONG. PURIFIED	375 507	681 599	5 212	11 320	3 282	6 935
2 IRON PYRITES, UNROASTED	1 036 825	1 209 756	8 615	11 138	5 531	6 739
277 NATURAL ABRASIVES, NES	990 049	840 859	146 586	147 990	93 463	89 266
1 INDUSTRIAL DIAMONDS	-	-	20 854	30 709	13 276	18 461
2 NATURAL ABRASIVES, NES	990 049	840 859	125 732	117 281	80 187	70 805
278 OTHER CRUDE MINERALS	79 677 996	75 973 216	1 307 601	1 284 346	838 572	774 058
281 IRON ORE, CONCENTRATES	414 744 539	434 396 341	2 223 723	2 419 557	1 425 650	1 455 487
282 FERROUS WASTE AND SCRAP	8 115 007	8 350 729	251 297	289 287	160 674	173 839
1 WASTE, SCRAP OF CAST IRON	1 213 669	986 681	13 447	15 373	8 654	9 332
2 WASTE, SCRAP, ALLOY STEEL	1 446 465	1 362 320	152 490	178 475	97 303	106 814
3 OTHR. FERROUS WASTE, SCRAP	5 454 873	6 001 728	85 360	95 439	54 717	57 693
283 COPPER ORES, CONCENTRATES	5 996 001	5 430 118	553 668	551 229	354 669	331 929
1 COPPER ORES, CONCENTRATES	5 768 130	5 232 949	528 316	520 667	338 728	313 368
2 COPPER MATTES, ETC.	227 871	197 169	25 352	30 562	15 941	18 561
284 NICKEL ORES, CONCTR, MATTE	165 612	113 602	158 095	139 132	101 320	82 582
1 NICKEL ORES, CONCENTRATES	67	229	103	36	69	20
2 NICKEL MATTES, SINTRS, ETC	165 545	113 373	157 992	139 096	101 251	82 562
285 ALUMINIUM ORE, CONCTR, ETC	33 061 471	34 268 663	441 140	601 361	283 310	364 042
1 ALUMINIUM ORE, CONCENTRAT	26 166 784	25 491 183	166 875	189 158	107 485	114 583



4 IMPORTS AND EXPORTS (SPECIAL TRADE) BY GROUPS AND SUBGROUPS OF THE SITC-REV. III  
4.1 IMPORTS

GROUP / SUBGROUP	1992 DT = 100 KG	1991	1992 1 000 DM	1991	1992 1 000 \$	1991
2852 ALUMINA(ALUMINIUM OXIDE)	6 894 687	8 777 480	274 265	412 203	175 825	249 459
286 URANIUM, THORIUM ORES, ETC	-	-	-	-	-	-
1 URANIUM ORE, CONCENTRATES	-	-	-	-	-	-
2 THORIUM ORE, CONCENTRATES	-	-	-	-	-	-
287 ORE, CONCENTR. BASE METALS	18 965 169	18 043 648	655 050	707 299	420 499	423 753
288 NON-FERROUS WASTE, SCRAP	11 649 906	9 439 596	2 047 539	1 722 574	1 317 519	1 034 397
1 ASH, RESIDUES METALS NES	4 344 087	3 723 347	422 663	434 160	271 481	259 422
2 OTH. NON-FERR. METAL WASTE	7 305 819	5 716 249	1 624 876	1 288 414	1 046 038	774 975
289 PREC. METAL ORES, CONCENTRATES	158 841	45 502	528 788	599 390	336 646	357 952
1 PREC. MET. ORE, CONCENTRATES	139 059	24 086	92 383	121 857	57 684	73 111
2 PREC. METAL WASTE, SCRAP	19 782	21 416	436 405	477 533	278 962	284 841
291 CRUDE ANIMAL MATERIALS, NES	4 055 291	3 586 209	930 374	853 032	596 774	516 088
1 BONE, HORN, IVORY, CORAL, ETC	800 538	669 105	41 527	36 227	26 713	21 767
9 OTH. ANIMAL MATERIALS, NES	3 254 753	2 917 104	888 847	816 805	570 061	494 321
292 CRUDE VEG. MATERIALS, NES	9 082 313	8 580 874	4 768 360	4 582 892	3 040 942	2 773 638
321 COAL, NOT AGGLOMERATED	154 280 245	154 003 607	1 321 248	1 387 140	847 172	834 102
1 ANTHRACITE, NOT AGGLOMERATED	1 953 712	1 354 258	32 738	28 186	21 154	16 933
2 OTH. COAL, NOT AGGLOMERATED	152 326 533	152 649 349	1 288 510	1 358 954	826 018	817 169
322 BRIQUETTES, LIGNITE, PEAT	40 900 940	38 886 938	209 560	200 282	133 545	121 441
1 BRIQUETTES, COAL	128 434	81 538	3 506	1 664	2 261	1 015
2 LIGNITE	38 963 154	37 154 433	184 244	177 346	117 378	107 664
3 PEAT	1 809 352	1 650 967	21 810	21 272	13 906	12 762
325 COKE, SEMI-COKE, RET. CARBON	18 570 787	13 849 536	325 642	252 395	209 320	153 707
333 PETROLEUM OILS, CRUDE	980 622 963	901 194 519	22 175 608	22 773 276	14 227 417	13 779 514
334 PETROLEUM PRODUCTS	423 606 383	450 036 984	12 499 517	15 743 079	8 026 870	9 537 060
1 MOTOR GASOLINE, LIGHT OIL	151 475 366	155 374 797	4 885 793	6 043 401	3 131 722	3 643 848
2 KEROSENE, MEDIUM OILS	33 786 254	29 566 614	1 117 361	1 141 369	717 827	691 309
3 GAS OILS	193 171 999	208 268 025	5 504 658	7 190 198	3 540 190	4 373 743
4 FUEL OILS, NES	40 682 871	52 034 217	654 012	958 629	420 568	580 336
5 LUBRICANTS	4 483 893	4 793 331	337 693	409 482	216 563	247 824
335 RESIDUAL PETROL. PRODUCTS	40 097 864	39 067 954	1 037 232	1 180 164	665 881	711 793
1 PETROLEUM JELLY, WAX ETC	3 331 046	2 866 051	215 220	188 294	138 522	113 831
2 MINERAL TARS AND PRODUCTS	16 891 116	18 005 109	510 987	633 589	327 459	382 680
3 MINERAL TAR PITCH, P. COKE	743 746	875 525	26 075	31 701	16 668	19 144
4 PETROLEUM BITUMEN, COKE, ETC	19 131 956	17 321 269	284 950	326 580	183 232	196 138
342 LIQUEFIED PROPANE, BUTANE	10 255 828	8 408 172	348 993	402 941	222 100	252 374
1 PROPANE, LIQUEFIED	9 286 754	7 402 732	314 520	361 724	199 947	227 049
5 BUTANES, LIQUEFIED	969 074	1 005 440	34 473	41 217	22 153	25 325
343 NATURAL GAS	430 253 638	422 779 129	8 223 280	9 904 170	5 241 173	6 052 097
1 NATURAL GAS, LIQUEFIED	-	-	1	-	-	-
2 NATURAL GAS, GASEOUS	430 253 638	422 779 129	8 223 279	9 904 170	5 241 173	6 052 097
344 PETROLEUM GASES, NES	1 863 097	2 701 413	58 348	94 079	37 477	57 093
1 ETHYLENE, ETC., LIQUEFIED	1 848 256	2 554 156	55 400	88 059	35 584	53 369
2 GAS. HYDROCARBON, LIQ., NES	10 763	146 939	2 234	5 710	1 435	3 538
9 GAS. HYDROCARBON, GAS., NES	4 078	318	714	310	458	186
345 COAL GAS, WATER GAS, ETC.	4	-	1	-	1	-
351 ELECTRIC CURRENT, MWH	14 505 682	19 547 605	1 266 466	1 619 837	811 580	981 650
411 ANIMAL OILS AND FATS	1 784 809	2 023 488	171 834	163 225	110 108	98 679
1 FAT, OIL, FISH, MAR. MAMMALS	682 041	1 113 670	41 628	59 057	26 864	35 814
2 LARD, OTH. PIG, POULTRY FAT	130 696	144 482	12 019	12 757	7 726	7 668
3 ANIMAL OIL, FAT, GREASE, NES	972 072	765 336	118 187	91 411	75 518	55 197
421 FIXED VEG. FAT, OILS, SOFT	4 113 224	4 325 968	431 768	455 961	277 058	275 228
1 SOYA BEAN OIL, FRACTIONS	1 394 129	1 436 289	112 173	116 694	71 937	70 617
2 COTTON SEED OIL, FRACTIONS	19 384	11 952	1 962	1 227	1 262	748
3 GROUNDNUT OIL, FRACTIONS	253 586	234 904	30 269	38 733	19 378	23 434
4 OLIVE OIL ETC.	120 212	104 129	71 819	65 891	46 220	39 639
5 SUNFLOWER SEED OIL, ETC.	1 567 676	1 800 918	151 396	174 127	97 139	105 363
6 MAIZE (CORN) OIL, FRACTIONS	26 270	18 266	3 047	3 233	1 959	1 944
7 RAPE, COLZA, MUSTARD OIL	723 122	710 633	57 848	52 586	37 096	31 383
8 SESAME OIL, FRACTIONS	8 845	8 877	3 254	3 470	2 067	2 100
422 FIXED VEG. FAT, OILS, OTHER	7 606 290	8 026 120	651 439	588 473	417 107	354 646
1 LINSEED OIL, FRACTIONS	76 762	92 978	5 762	7 752	3 684	4 663
2 PALM OIL, FRACTIONS	4 087 239	4 037 787	281 418	270 679	180 014	163 307
3 COCONUT OIL, FRACTIONS	1 884 071	1 925 674	181 124	134 329	116 172	80 978
4 PALM KERNEL OIL, FRACTIONS	1 322 290	1 773 450	122 426	115 936	78 182	69 586
5 CASTOR OIL, FRACTIONS	154 610	129 314	17 503	16 068	11 275	9 674
9 OTH. FIXED VEG. FAT, EX. SOFT	81 318	66 917	43 206	43 709	27 780	26 438



4 IMPORTS AND EXPORTS (SPECIAL TRADE) BY GROUPS AND SUBGROUPS OF THE SITC-REV. III  
4.1 IMPORTS

GROUP / SUBGROUP	1992 DT = 100 KG	1991	1992 1 000 DM	1991	1992 1 000 \$	1991
431 ANIMAL,VEG.FATS,OILS,NES	6 059 626	4 339 829	483 677	349 083	309 439	210 547
1 FAT,OIL,ANIMAL,VEG.PROCD	854 767	854 215	47 607	44 497	30 547	26 714
2 FAT,OIL,AN,VEG.PRTLY,PRCD	583 386	493 682	83 969	67 599	53 853	40 733
3 FATTY ACID.ETC.FROM WAX	4 579 976	2 957 045	334 654	220 139	213 940	132 835
4 WAXES,ANIMAL,VEG. ORIGIN	41 497	34 887	17 447	16 848	11 099	10 265
511 HYDROCARBONS,NES,DERIVTS	27 222 173	28 399 140	1 965 420	2 434 093	1 260 278	1 479 244
1 ACYCLIC HYDROCARBONS	10 471 679	11 919 883	651 839	1 015 172	417 467	616 047
2 CYCLIC HYDROCARBONS	10 358 347	10 158 133	704 754	789 746	453 000	481 805
3 HALOGEN.DERV.HYDROCARBON	5 710 256	5 705 358	512 126	529 224	327 902	320 575
4 SULPH.ETC.DERV.HYDROCARB	681 891	615 766	96 701	99 951	61 909	60 817
512 ALCOHOL,PHENOL,ETC.DERIV	12 879 884	13 434 862	1 156 286	1 199 569	741 519	724 762
1 ACYCLIC MONOHYDRIC ALCHL	9 570 212	10 159 896	561 210	603 895	360 317	364 729
2 OTH.ACYCLIC ALCOHOL,DERV	2 066 233	2 162 335	246 710	270 936	158 147	163 584
3 CYCLIC ALCOHOLS,DERIVATS	62 495	63 719	47 945	50 760	30 649	30 562
4 PHENOLS,PHENOL-ALCH.DERV	1 180 944	1 048 912	300 421	273 978	192 406	165 887
513 CARBOXYLIC ACIDS,DERIVTS	8 864 307	8 954 251	1 890 317	1 920 469	1 209 508	1 160 062
514 NITROGEN-FUNCT.COMPOUNDS	6 213 449	6 084 319	3 199 896	3 157 566	2 051 709	1 908 995
515 ORGANO-INORGANIC COMPNDS	2 557 536	2 597 155	2 799 457	2 699 482	1 791 323	1 635 895
516 OTHER ORGANIC CHEMICALS	7 739 012	9 137 054	1 912 197	1 915 824	1 224 011	1 159 103
1 ETHER,ALCHL PEROXIDE,ETC	3 802 100	5 196 271	446 552	588 069	286 141	352 884
2 ALDEHYDE ETC FNCT CMPNDS	3 629 951	3 666 857	529 539	624 917	339 359	378 840
3 ESTRS,INORGANIC ACID,ETC	188 374	178 300	95 359	103 078	60 952	62 780
9 ORGANIC CHEMICALS, NES	118 587	95 626	840 747	599 760	537 559	364 599
522 INORGANIC CHEM.ELEMENTS	24 972 733	23 584 096	1 587 173	1 521 506	1 016 789	921 112
1 CARBON NES,CARBON BLACK	887 638	766 422	128 632	111 786	82 534	67 792
2 OTHER CHEMICAL ELEMENTS	4 761 213	4 438 855	432 866	434 842	276 738	263 391
3 INORGANIC ACID,OXIDE ETC	7 875 765	7 680 420	316 610	315 054	203 173	190 384
4 HALOG.SULPH.COMP.NON-MTL	219 583	233 889	31 015	29 684	19 849	17 863
5 ZINC,CHROM. IRON ETC.OXID	1 036 703	914 678	247 075	221 468	158 249	133 997
6 OTH.INORGAN.BASES,OXIDES	10 191 831	9 549 832	430 975	408 672	276 246	247 685
523 METAL.SALTS,INORGAN.ACID	11 983 569	10 104 395	779 509	709 422	499 332	428 500
1 FLUORIDES ETC.	171 207	189 427	29 797	37 080	19 099	22 393
2 CHLORIDE,BROMIDE,IODIDES	1 235 750	1 207 444	88 234	84 529	56 510	51 093
3 HYPOCHLORITES, ETC.	204 666	183 864	18 625	18 068	11 930	10 881
4 SULPHIDES,SULPHATES ETC.	1 887 903	1 851 942	103 714	98 646	66 282	59 700
5 NITRATES; NITRATES	378 821	298 121	23 109	22 340	14 742	13 471
6 PHOSPHITES,PHOSPHATE,ETC	1 348 233	792 587	150 833	107 337	96 985	64 865
7 CARBONATES,PERCARBONATES	3 424 705	2 819 761	169 990	153 046	108 885	92 338
8 OTH.METL.SALT,INORG.ACID	3 332 284	2 761 249	195 207	188 376	124 899	113 759
524 OTHER CHEMICAL COMPOUNDS	3 144 114	2 745 048	568 448	574 940	363 408	348 475
525 RADIO-ACTIVE MATERIALS	53 289	51 300	1 065 015	905 417	681 689	542 461
1 RADIO-ACTIVE CHEMICALS	22 713	19 802	1 019 834	845 205	652 841	506 027
9 STBL.ISOTOPE;RARE EARTHS	30 576	31 498	45 181	60 212	28 848	36 434
531 SYNTH.COLOURS,LAKES,ETC.	515 774	477 472	846 732	807 537	541 466	489 161
1 SYNTH.ORGANIC DYESTUFFS	428 836	387 299	760 450	721 180	486 164	437 070
2 SYNTH.BRIGHTENERS,LAKES	86 938	90 173	86 282	86 357	55 302	52 091
532 DYEING,TANNING MATERIALS	128 822	135 188	53 029	61 137	33 993	36 772
533 PIGMENTS, PAINTS, ETC.	6 222 419	5 710 169	2 072 648	1 930 554	1 329 670	1 163 621
1 OTHER COLOURING MATTER	1 503 983	1 348 117	581 228	549 231	372 618	332 083
2 PRINTING INK	162 311	146 612	162 851	145 866	104 407	88 136
4 PAINTS,VARNISHES ETC.	1 280 140	1 225 648	778 532	728 667	499 886	438 553
5 GLAZE,ENAMEL,DRIERS ETC.	3 275 985	2 989 792	550 037	506 790	352 759	304 849
541 MEDICINES,ETC.EXC.GRP542	387 735	366 085	2 908 342	2 720 232	1 864 455	1 645 870
1 PROVITAMINS,VITAMINS,ETC	143 687	134 227	412 925	400 217	265 270	242 570
3 ANTIBIOTICS,EXCPT GRP542	31 821	41 831	367 128	418 927	235 349	252 952
4 VEG.ALKALOIDS,EXC.GRP542	10 461	10 764	138 567	153 892	88 774	93 610
5 HORMONES,ETC.EXCP.GRP542	276	279	141 121	144 299	89 914	88 228
6 GLYCOSIDES; GLANDS ETC.	41 991	36 352	1 169 034	1 006 579	748 372	608 904
9 PHARM.GOODS,EXC.MEDCMNTS	159 499	142 632	679 567	596 518	436 776	359 606
542 MEDICAMENTS	642 322	542 688	4 419 682	4 273 814	2 833 331	2 581 042
1 MEDICAMENTS,ANTIBIOTICS	40 319	35 323	459 268	425 669	294 257	257 657
2 MEDICAMENTS,HORMONES ETC	18 669	15 209	464 908	409 584	298 025	248 068
3 MEDICAMENTS,ALKALOID.ETC	5 905	9 698	104 529	107 607	66 821	65 020
9 MEDICAMENTS, NES	577 429	482 458	3 390 977	3 330 954	2 174 228	2 010 297
551 ESSNTL.OIL,PERFUME,FLAVR	321 552	320 299	589 726	606 887	377 538	366 714
553 PERFUMERY,COSMETICS,ETC.	1 115 655	1 031 234	1 932 852	1 825 665	1 240 773	1 103 080
1 PERFUMES, TOILET WATERS	103 064	93 071	518 974	458 407	334 837	277 048
2 COSMETICS,MAKE-UP ETC.	291 306	298 020	773 162	782 316	494 704	472 789
3 PREPARATIONS FOR HAIR	218 261	214 129	161 744	157 022	103 434	95 035
4 PREP.ORAL,DENTAL HYGIENE	119 403	102 293	115 144	99 757	73 951	60 183
5 TOILETRIES, ETC.	383 621	323 721	363 828	328 163	233 847	198 025



4 IMPORTS AND EXPORTS (SPECIAL TRADE) BY GROUPS AND SUBGROUPS OF THE SITC-REV. III  
4.1 IMPORTS

GROUP / SUBGROUP	1992 DT = 100 KG	1991	1992 1 000 DM	1991	1992 1 000 \$	1991
554 SOAP, CLEANERS, POLISH, ETC	4 551 091	4 220 687	1 079 664	1 000 541	693 253	602 772
1 SOAP	214 790	197 852	87 056	87 903	55 572	52 962
2 DETERGENTS, EXCEPT SOAP	4 002 958	3 710 855	908 448	829 513	583 874	499 771
3 POLISHES, CREAMS, ETC.	333 343	311 980	84 160	83 125	53 807	50 039
562 FERTILIZER, EXCEPT GRP272	68 183 094	58 713 960	1 461 986	1 372 537	929 403	836 337
1 NITROGENOUS CHEM. FERTILZRS	44 322 782	39 467 187	838 938	842 025	536 020	509 626
2 PHOSPHATIC CHEM. FERTILZRS	4 307 070	4 244 589	70 885	67 899	45 787	40 651
3 POTASSIC CHEM. FERTILIZER	1 103 890	886 955	22 119	16 994	14 175	10 337
9 FERTILIZERS, NES	18 449 352	14 115 229	530 044	445 619	333 421	275 723
571 POLYMERS OF ETHYLENE	15 069 932	14 380 810	2 125 334	2 434 943	1 364 399	1 474 853
1 POLYETHYLENE	14 231 521	13 616 487	1 917 434	2 231 563	1 231 252	1 351 939
2 ETHYL-VINYL ACET. COPOLYM	503 041	502 921	99 027	112 158	63 295	67 793
9 OTH. POLYMERS OF ETHYLENE	335 370	261 402	108 879	91 222	69 852	55 121
572 POLYMERS OF STYRENE	5 513 156	5 400 601	1 215 559	1 359 076	779 001	823 796
1 POLYSTYRENE	3 720 139	3 705 460	679 291	779 569	435 757	472 721
9 OTHER STYRENE POLYMERS	1 793 017	1 695 141	536 268	579 507	343 244	351 075
573 POLYMERS, VINYL CHLORIDE	6 952 445	6 015 039	1 008 121	968 802	645 453	586 143
1 POLYVINYL CHLORIDE	6 609 148	5 643 362	766 968	711 248	491 256	430 635
9 OTH. VINYL CHLD. COPOLYMER	343 297	371 677	241 153	257 554	154 197	155 508
574 POLYACETAL, POLYCARBONATE	4 822 283	4 597 125	1 953 984	1 915 382	1 251 545	1 156 143
1 POLYACETAL, OTH. POLYETHRS	1 941 371	1 938 886	614 264	634 341	392 932	383 462
2 EPOXIDE RESINS	501 661	496 176	273 075	276 517	175 324	166 626
3 POLYCARBONATES, ETC.	2 379 251	2 162 063	1 066 645	1 004 524	683 289	606 055
575 OTH. PLASTIC, PRIMARY FORM	17 274 841	16 336 207	4 248 476	4 299 095	2 721 842	2 599 971
1 PROPYLENE POLYMERS ETC.	7 237 641	6 512 164	1 036 874	1 115 228	664 307	676 051
2 ACRYLIC POLYMERS	1 768 274	1 662 557	575 692	571 670	369 222	345 165
3 POLYAMIDES	2 041 046	1 876 021	878 275	834 064	562 212	505 824
4 AMINO, PHENOLIC RESIN ETC	4 071 340	4 235 065	632 587	645 698	405 127	390 249
5 CELLULOSE ETC. NES	442 505	513 818	281 959	307 536	180 721	185 323
9 PLASTICS, NES	1 714 035	1 536 582	843 089	824 899	540 253	497 359
579 PLASTIC WASTE, SCRAP ETC	493 264	523 712	46 805	58 330	29 888	35 223
1 WASTE, ETHYLENE POLYMERS	104 208	141 305	7 876	12 979	5 014	7 877
2 WASTE, STYRENE POLYMERS	20 503	25 581	1 454	3 868	933	2 302
3 WASTE, VINYL CHLORIDE POL	134 223	143 769	6 878	10 484	4 387	6 337
9 OTHR. PLASTIC WASTE, SCRAP	234 330	213 057	30 597	30 999	19 554	18 707
581 PLASTIC TUBE, PIPE, HOSE	908 549	761 802	867 049	751 122	556 826	453 269
1 ARTIFIC. SAUSAGE CASINGS	33 956	34 951	93 184	103 568	59 746	62 481
2 TUBES, PIPES, HOSES, RIGID	404 816	301 586	204 048	178 030	131 315	107 113
3 FLEXIBLE TUBE, PIPE, HOSES	32 818	18 230	31 410	21 362	20 208	12 947
4 TUBE, NOT REINF. NO FITNGS	202 066	200 212	232 385	179 069	149 254	108 400
5 TUBE, NOT REINF., FITTINGS	18 821	15 354	19 446	17 475	12 447	10 558
6 OTH. TUBES, PIPES, HOSES	85 898	77 818	82 330	78 193	52 702	47 076
7 FITTINGS FOR TUBES, PLASTIC	130 234	113 651	204 246	173 425	131 154	104 694
582 PLASTIC PLATE, SHEETS, ETC	6 640 912	6 507 672	4 051 335	4 100 293	2 597 625	2 475 937
1 PLSTC SHEET ETC. SELF-ADH	706 617	710 510	619 278	659 449	396 921	398 422
2 OTH. PLATE, SHEET, ETC.	4 251 902	4 297 810	2 338 638	2 442 466	1 498 506	1 475 681
9 OTH. PLATES, ETC. PLASTIC	1 682 393	1 499 352	1 093 419	998 378	702 198	601 834
583 MONOFILAMENT OF PLASTICS	321 559	288 297	191 840	172 416	122 957	104 052
1 MONOFILAMENT, OF ETHYLENE	11 875	8 539	11 212	9 586	7 188	5 761
2 MONOFILAMENT, VINYL CHLRO	174 558	141 011	92 005	73 303	58 972	44 481
9 MONOFILAMENT, OTH. PLASTIC	135 126	138 747	88 623	89 527	56 797	53 810
591 INSECTICIDES, ETC.	695 997	769 293	1 020 210	1 146 620	645 253	700 465
1 INSECTICIDES, RETAIL SALE	60 855	78 200	114 753	168 641	71 947	102 329
2 FUNGICIDES, RETAIL SALE	167 682	214 008	266 450	334 865	166 618	207 701
3 HERBICIDES, RETAIL SALE	347 285	364 153	551 497	551 565	350 555	335 142
4 DISINFECTANT, ETC. RETAIL	120 175	112 932	87 510	91 549	56 135	55 293
592 STARCHES, INULIN, ETC.	4 941 506	4 601 647	1 217 127	1 124 483	780 544	677 411
1 STARCHES, INULIN, GLUTEN	2 153 734	2 029 149	197 950	199 226	126 246	119 143
2 ALBUMINOIDAL SUBSTS. ETC	2 787 772	2 572 498	1 019 177	925 257	654 298	558 268
593 EXPLOSIVES, PYROTECHNICS	199 295	230 927	221 089	203 482	142 910	121 904
1 PROPELLNT, PRPD. EXPLOSIVE	42 941	52 313	42 926	53 553	27 466	32 257
2 DETONATORS, FUSES ETC.	9 074	6 491	115 664	71 580	74 718	42 870
3 FIREWORKS, FLARES, ETC.	147 280	172 123	62 499	78 349	40 726	46 777
597 PREPRD ADDITIVES, LIQUIDS	2 284 376	2 204 253	651 059	676 339	418 166	408 406
598 MISC. CHEMICAL PRODTS. NES	18 073 864	16 273 433	3 448 738	3 367 540	2 211 077	2 031 755
1 WOOD-, RESIN-BASE CHEM. PR	2 512 674	1 951 052	229 828	207 137	147 432	125 493
3 ARTIFICIAL, PREPARED WAXS	263 521	267 081	91 168	89 742	58 353	54 380
4 MIXED ALKYL BENZS. ETC. NES	380 424	316 074	47 837	44 594	30 656	27 048
5 CHEM. ELMNTS FOR ELECTRONC	1 146	1 029	112 171	125 879	71 932	75 606
6 ORGANIC CHEM. PRODCTS, NES	1 511 432	1 266 008	756 982	684 806	485 364	413 653
8 CATALYSTS, ETC. NES	222 639	209 216	580 992	622 563	372 331	374 512
9 CHEM. PRODUCTS ETC. NES	13 182 028	12 262 973	1 629 760	1 592 819	1 045 009	961 063
600 CPL IND PLANT CHAP 69-76	-	-	-	-	-	-



4 IMPORTS AND EXPORTS (SPECIAL TRADE) BY GROUPS AND SUBGROUPS OF THE SITC-REV. III  
4.1 IMPORTS

GROUP / SUBGROUP	1992 DT = 100 KG	1991	1992 1 000 DM	1991	1992 1 000 \$	1991
611 LEATHER	459 741	442 714	1 321 633	1 343 286	844 854	812 176
612 MANUFACT. LEATHER ETC. NES	44 252	43 235	102 706	93 465	65 960	56 385
1 LEATHER BELTING ETC.	772	412	3 750	3 708	2 394	2 204
2 SADDLERY AND HARNESS	17 847	16 292	54 178	49 769	34 790	29 958
9 OTH. LEATHER ARTICLES NES	25 633	26 531	44 778	39 988	28 776	24 223
613 FURSKINS, TANNED, DRESSED	20 570	22 888	161 159	127 815	103 277	76 657
1 WHOLE FURS, NOT ASSEMBLED	14 514	16 560	105 616	77 228	67 752	46 224
2 HEADS, TAILS, PAWS ETC.	2 047	2 151	1 084	1 131	698	662
3 WHOLE FURS ETC. ASSEMBLED	4 009	4 177	54 459	49 456	34 827	29 771
621 MATERIALS OF RUBBER	1 734 180	1 581 299	1 065 181	971 094	682 841	586 065
1 COMPOUNDED RUBBER, UNVULC	744 656	694 781	260 475	241 344	166 851	145 455
2 OTH. FORMS UNVULC. RUBBER	156 527	140 872	69 267	65 113	44 427	39 298
3 VULCANIZED RUBBER	455 400	415 150	325 756	299 169	208 900	180 579
4 VULC. RUBBER TUBES, PIPES	377 597	330 496	409 683	365 468	262 663	220 733
625 RUBBER TYRES, TUBES, ETC.	5 930 478	5 513 758	3 967 402	3 596 289	2 538 076	2 174 043
1 TYRES, PNEUMATIC, NEW, CAR	2 826 789	2 500 132	2 335 533	1 979 843	1 494 644	1 197 247
2 TYRES, PNEUMATIC, NEW, BUS	1 395 347	1 374 265	893 793	914 245	571 088	552 608
3 TYRES, PNEUM. NEW, AIRCRAFT	4 570	3 621	7 249	6 284	4 670	3 782
4 TYRES, PNEUM. NEW, CYCLES	135 307	135 325	110 782	102 983	70 618	62 203
5 OTH. NEW PNEUMATIC TYRES	621 099	592 517	370 209	354 948	236 842	214 564
9 OTHER TYRES, TUBES ETC.	947 366	907 898	249 836	237 986	160 214	143 639
629 ARTICLES OF RUBBER, NES	949 192	843 772	1 417 470	1 276 830	908 210	770 593
1 HYGIENIC, PHARM. RUBBER ART	27 447	27 524	60 878	59 657	38 973	35 985
2 VULC. RUBBER BELTING	175 943	159 367	241 894	226 413	155 111	136 591
9 HARD RUBBER ETC., NES	745 802	656 881	1 114 698	990 760	714 126	598 017
633 CORK MANUFACTURES	208 862	174 703	210 431	178 773	134 610	108 105
1 ARTICLES OF NATURAL CORK	50 651	46 797	108 408	98 043	69 349	59 166
2 AGGLMRTD. CORK, CORK ARTCL	158 211	127 906	102 023	80 730	65 261	48 939
634 VENEERS, PLYWOOD, ETC.	21 277 263	21 753 474	2 229 860	2 261 276	1 427 249	1 369 843
1 VENEER, PLYWOOD SHEETS	1 183 730	1 141 140	484 848	473 242	310 220	285 528
2 DENSIFIED, RECONSTIT. WOOD	12 015 840	12 971 923	680 621	720 404	435 734	435 616
3 PLYWOOD, SOLELY OF WOOD	4 141 696	3 759 262	617 705	589 235	395 609	365 506
4 OTH. PLYWOOD, VENEER PANELS	1 132 586	1 243 604	253 893	279 786	162 429	169 012
5 FIBREBOARD	2 512 776	2 428 978	179 962	178 993	115 063	108 409
9 WOOD, SIMPLY SHAPED, NES	290 635	208 567	12 831	9 616	8 194	5 772
635 WOOD MANUFACTURES, NES	12 677 805	10 462 467	2 477 969	2 001 776	1 591 670	1 204 249
1 PACKINGS, PALLETS ETC.	6 068 119	5 481 965	303 090	284 226	194 582	171 145
2 CASKS, BARRELS, ETC. STAVES	8 648	6 681	4 139	4 387	2 647	2 614
3 BUILDERS, JOINERY, WOOD ETC	3 672 656	2 410 110	1 377 646	973 594	886 450	584 824
4 WOOD, DOMEST. USE EX. FURNIT	393 154	399 632	314 155	323 535	201 903	195 154
9 MANUFACT. ARTICLES WOOD, NES	2 535 228	2 164 079	478 939	416 034	306 088	250 512
641 PAPER AND PAPERBOARD	75 148 533	74 820 707	10 413 001	11 296 911	6 671 851	6 827 981
1 NEWSPRINT, ROLLS, SHEETS	13 436 480	13 607 519	1 209 019	1 514 483	772 929	913 962
2 PAPER, PAPERBOARD, UNCOATED	14 938 737	14 263 761	2 099 466	2 236 667	1 346 522	1 353 800
3 PAPER, PAPERBOARD, COATED, ETC	14 424 428	14 114 002	2 592 369	2 858 838	1 662 454	1 724 681
4 KRAFT PAPER, BROWN, UNCOATED	11 704 783	11 775 801	1 246 093	1 322 411	798 406	799 682
5 PAPER, PAPERBOARD, UNCTD, BULK	10 125 532	10 647 085	878 091	952 714	562 353	576 490
6 PAPER, PAPERBOARD, CORRIG, ETC	1 748 659	1 646 559	377 564	362 489	242 120	219 338
7 PAPER, PAPERBOARD, COATED NES	7 459 290	7 380 556	1 761 624	1 794 536	1 128 268	1 085 987
9 CONVERTD. PAPER, PAPERBOARD, NES	1 310 624	1 385 424	248 775	254 773	158 799	154 041
642 PAPER, PAPERBOARD, CUT ETC	9 926 087	9 425 384	2 940 132	2 905 638	1 884 563	1 754 174
1 CONTAINERS, ETC. OF PAPER	2 651 914	2 782 535	766 042	777 616	491 406	469 890
2 STATIONERY, ETC.	96 734	114 301	62 105	60 637	39 725	36 711
3 REGISTERS, ACCOUNT BOOKS, ETC	424 318	397 200	244 544	225 625	156 969	135 971
4 PAPER, PAPERBOARD, CUT, NES	3 877 427	3 250 700	834 900	758 004	535 208	457 875
9 ARTICLES, PULP, PAPER, BROWN NES	2 875 694	2 880 648	1 032 541	1 083 756	661 255	653 727
651 TEXTILE YARN	4 706 562	4 925 964	3 878 040	4 170 747	2 480 462	2 522 595
1 YARN, OF WOOL, ANIMAL HAIR	171 586	167 267	416 570	439 052	265 640	265 026
2 COTTON SEWING THREAD	3 418	7 018	9 000	10 231	5 777	6 173
3 COTTON YARN, EXCL. THREAD	1 137 154	1 407 816	814 171	1 031 327	520 248	624 504
4 THREAD OF MAN-MADE FIBRE	18 916	23 209	44 712	51 556	28 658	31 025
5 SYNTH. FILAMENT YARN, BULK	524 284	529 391	456 514	480 481	291 879	279 196
6 OTH. SYNTH. FILAMENT YARN	630 327	608 010	653 113	649 110	417 342	392 467
7 ARTIF. FILAMENT YARN, NES	271 748	280 557	321 016	327 131	206 254	198 245
8 YARN, STAPLE FIBRES, ETC.	744 892	758 446	714 265	735 113	457 166	444 336
9 YARN, TEXTILE FIBRES, NES	1 204 237	1 144 250	448 679	466 746	287 498	281 623
652 COTTON FABRICS, WOVEN	1 019 727	1 181 040	1 652 190	1 853 196	1 056 435	1 123 943
1 COTTON GAUZE, ETC. WOVEN	28 005	32 122	57 998	63 392	37 097	38 449
2 COTTON FABRIC, WOVEN, UNBLECH	509 737	617 099	397 044	526 911	254 059	320 213
3 OTH 85%+COTTON FABRIC 200G	240 856	265 338	676 068	710 858	432 484	430 672
4 OTH 85%+COTTON FABRIC 200G+	161 823	188 104	276 126	306 488	176 518	185 584
5 OTH 85%+COTTON FABRIC 200G	36 597	34 439	98 869	95 782	63 254	57 999
6 OTH 85%+COTTON FABRIC 200G+	36 868	36 372	121 329	118 610	77 315	71 913
9 OTH. WOVEN FABRICS, COTTON	5 841	7 566	24 756	31 155	15 708	19 113
653 FABRICS, MAN-MADE FIBRES	1 278 360	1 312 590	2 896 232	3 008 584	1 852 526	1 823 799
1 FABRIC, SYNTH. FILAMENT YARN	339 811	339 011	798 768	809 872	510 920	490 207
2 FABRIC, 85%+SYN. STPL. FIBR	84 036	88 376	246 950	257 730	157 515	156 221
3 FABRIC 85%SYN. STP. FBR+CTN	187 335	206 548	221 951	250 059	142 276	151 871
4 FABRIC 85%SYN. STP. FBR+OTHR	126 247	123 923	342 785	327 785	219 087	197 699



4 IMPORTS AND EXPORTS (SPECIAL TRADE) BY GROUPS AND SUBGROUPS OF THE SITC-REV. III  
4.1 IMPORTS

GROUP / SUBGROUP	1992 DT = 100 KG	1991	1992 1 000 DM	1991	1992 1 000 \$	1991
6535 FABRIC,ARTIF.FILMNT YARN	155 305	109 998	475 868	374 300	305 687	226 788
6 FABRIC,85%+ART.STPL.FIBR	159 552	193 027	246 062	301 963	157 458	183 731
8 FABRIC,85%+ART.STPL.FIBR	163 301	173 063	417 967	503 991	266 714	306 075
9 PILE,CHNLE.FABRC,M-MADE	62 773	78 644	145 881	182 884	92 869	111 207
654 OTH.TEXTILE FABRIC,WOVEN	571 293	556 589	1 970 431	1 921 626	1 256 535	1 157 477
1 FABRIC,OF SILK,SILK WSTE	18 272	17 789	328 605	357 107	210 229	218 098
2 FABRIC85%+WOOL,FINE HAIR	130 495	126 925	753 181	725 833	479 020	436 341
3 FABRIC,WOOL,FNE.HAIR,NES	146 782	122 553	525 228	453 892	334 277	269 392
4 FABRICS,WOVEN,OF FLAX	27 860	29 884	127 777	129 031	82 043	79 477
5 FABRIC,WOV.N.JUTE,OTH.TXTL	47 691	42 038	12 237	11 722	7 842	7 116
6 FABRIC,WOVEN GLASS FIBRE	195 456	211 272	210 866	228 089	135 114	137 408
9 FABRICS,WOVEN, NES	4 737	6 128	12 537	15 952	8 010	9 645
655 KNIT.CROCHET.FABRIC NES	347 114	381 318	865 125	962 137	552 848	581 903
1 PILE FABRIC,KNIT,CROCHET	133 082	135 750	231 977	233 405	148 520	141 139
2 OTH.KNIT.CROCHET.FABRICS	214 032	245 568	633 148	728 732	404 328	440 764
656 TULLE,LACE,EMBROIDRY.ETC	111 685	110 393	430 391	485 767	275 211	293 458
1 NARROW FABRIC,WOVEN,OTHR	54 809	51 848	122 488	121 909	78 543	73 492
2 LABELS,BADGE ETC.NOT EMB	2 142	3 329	17 374	19 532	11 126	11 805
3 GIMPED YARN, ETC.	41 001	39 024	104 900	104 182	66 812	62 929
4 TULLES,NET FABRIC, LACE	2 094	2 062	25 889	33 401	16 529	20 157
5 EMBROIDERY	11 639	14 130	159 740	206 743	102 201	125 075
657 SPECIAL YARN,TXTL.FABRIC	1 880 233	1 766 453	2 019 956	1 916 813	1 293 114	1 157 825
1 FELT	241 598	230 626	124 857	121 701	80 181	73 273
2 NONWOVEN FABRICS NES	582 133	580 332	510 860	503 508	327 026	304 189
3 COATED,IMPRGTD TXTLS.NES	356 753	353 442	571 936	539 978	365 360	326 479
4 QUILTED TEXTILE PRODUCTS	686	2 361	2 544	4 275	1 606	2 579
5 TWINE,CORDAGE,ETC.PRDCTS	313 448	283 720	113 529	115 780	72 299	69 746
6 HAT-SHAPES,FORMS,BODIES	702	666	5 197	5 541	3 327	3 294
7 WADDING,ETC.MACHINE USE	199 999	184 915	484 464	475 916	310 681	287 114
8 RUBBR,TXTL.YARN,CORD ETC	6 592	6 583	7 616	7 594	4 853	4 601
9 SPECIAL TEXTILE PRODUCTS	178 322	123 808	198 953	142 520	127 801	86 550
658 TEXTILE ARTICLES NES	1 463 700	1 589 856	2 167 785	2 270 882	1 389 684	1 370 604
0 CPL IND PLANT CHAPTER 63	-	-	-	-	-	-
1 SACKS,BAGS,TXTL.MATERIAL	256 416	305 120	111 276	117 077	71 476	70 705
2 TARPAULINS,AWNINGS,SAILS	137 771	146 214	174 689	172 546	110 313	103 469
3 BLANKETS,TRAVELLING RUGS	48 262	48 399	59 719	60 866	38 269	36 648
4 HOUSEHOLD LINENS	772 738	834 772	1 279 274	1 379 471	821 275	833 396
5 CURTAINS,OTH.FURNISHINGS	100 925	99 196	245 693	233 994	157 617	141 305
9 MADE-UP ARTICLES,TXTL.NES	147 588	156 155	297 134	307 128	190 734	185 081
659 FLOOR COVERINGS, ETC.	3 965 472	3 756 749	3 495 935	3 422 047	2 239 767	2 080 837
1 LINOLEUM ETC.	69 653	50 781	30 030	20 856	19 350	12 554
2 CARPETS ETC.KNOTTED	402 023	375 223	1 384 350	1 397 732	887 521	852 302
3 HAND-WOVEN RUGS	16 599	16 152	26 380	27 001	16 850	16 415
4 CARPETS ETC.TUFTED	2 768 817	2 517 599	1 585 594	1 435 146	1 015 837	871 643
5 CARPETS,ETC.WOVEN	304 362	371 542	285 839	345 472	182 730	209 761
6 CARPETS,ETC.NES	404 018	425 452	183 742	195 840	117 479	118 162
660 CPL IND PLANT CHAPTER 68	-	-	-	-	-	-
661 LIME,CEMENT,CONSTR.MATRL	94 465 759	67 676 023	2 141 294	1 718 601	1 378 329	1 028 189
1 QUICKLIME ETC.EXCL.522.6	7 597 068	6 176 216	85 125	68 664	54 751	41 327
2 PORTLAND CEMENT, ETC.	67 661 663	45 557 547	602 831	431 952	389 131	257 084
3 BUILDING STONE,WORKD.ETC	16 886 165	13 626 858	1 227 571	998 762	788 807	598 907
8 ASBESTOS-CEMNT.MATRL.ETC	2 320 863	2 315 402	225 767	219 223	145 640	130 871
662 CLAY,REFRCT.CONSTR.MATRL	36 765 912	28 541 906	2 422 776	2 033 348	1 556 411	1 223 587
663 MINERAL MANUFACTURES,NES	25 994 109	18 275 260	2 073 109	1 854 343	1 330 772	1 117 922
1 MILL,GRINDSTONES,ETC.	128 876	126 345	278 641	251 229	178 491	151 545
2 ABRASIVE CLOTHS,ETC.	163 815	155 347	216 343	201 072	138 833	121 587
3 NON-CERAMIC MINERAL MANF	21 038 076	14 183 301	755 332	633 597	485 829	381 062
5 MINERL.INSULAT.PROD.NES	4 022 091	3 234 393	386 361	343 936	248 375	207 241
7 REFRACTORY CERAMIC GOODS	153 410	142 156	92 525	91 210	59 325	54 940
8 ASBESTOS MANF,FRICT.MTRL	98 449	97 829	156 658	171 429	100 006	103 620
9 ARTCLS.CERAMIC MATRL,NES	389 392	335 889	187 189	161 870	119 913	97 927
664 GLASS	9 244 208	8 464 466	1 941 541	1 749 335	1 244 781	1 057 852
1 GLASS,BULK,UNWRKD,WASTE	702 734	828 963	89 104	79 966	56 987	48 346
3 DRAWN,BLOWN GLASS,SHEETS	382 339	553 148	28 539	37 331	18 251	22 669
4 FLOAT,GROUND,PLSHD.GLASS	4 516 737	3 965 607	418 706	372 039	268 913	225 798
5 CAST,ROLLED GLASS,SHEETS	355 528	343 762	47 011	46 391	30 103	28 042
7 SAFETY GLASS	1 378 133	1 138 522	624 801	559 294	400 622	337 784
8 GLASS MIRRORS	437 321	389 937	182 553	171 916	116 669	103 680
9 GLASS, NES	1 471 416	1 244 527	550 827	482 398	353 236	291 533
665 GLASSWARE	7 813 466	9 916 868	1 419 515	1 560 883	909 037	942 399
1 CONTAINERS, OF GLASS	5 997 016	8 137 059	517 931	662 083	331 916	399 053
2 GLASSWARE,HOUSEHOLD ETC.	1 523 482	1 538 628	674 946	683 468	432 110	413 645
9 GLASS ARTICLES, NES	292 968	241 181	226 638	215 332	145 011	129 701
666 POTTERY	1 440 341	1 532 857	758 207	836 102	485 764	505 891
1 CERAMIC HOUSEHOLD ARTCLS	790 605	852 337	416 452	469 412	266 964	283 968
2 ORNAMENTAL CERAMIC ARTCL	649 736	680 520	341 755	366 690	218 800	221 923
667 PEARLS,PRECIOUS STONES	16 605	16 664	819 372	934 486	524 396	565 160
1 PEARLS	95	61	90 570	68 360	58 246	41 175
2 DIAMONDS.EXCL.INDUSTRIAL	-	-	494 460	601 154	316 442	363 636



4 IMPORTS AND EXPORTS (SPECIAL TRADE) BY GROUPS AND SUBGROUPS OF THE SITC-REV. III  
4.1 IMPORTS

GROUP / SUBGROUP	1992 DT = 100 KG	1991	1992 1 000 DM	1991	1992 1 000 \$	1991
6673 PRECIOUS, SEMIPREC. STONES 4 SYNTH. ETC. PREC. STONES	16 318 192	16 397 206	203 281 31 061	224 601 40 371	129 895 19 813	135 873 24 476
671 PIG IRON, SPIEGELEISN, ETC	12 775 458	13 246 566	1 326 044	1 506 363	847 306	911 867
672 INGOTS ETC. IRON OR STEEL	12 047 492	13 558 213	1 465 205	2 109 904	934 011	1 276 026
673 FLAT-ROLLED IRON ETC.	59 017 542	58 354 814	4 038 929	4 313 376	2 585 024	2 601 974
1 FLAT, HOT-ROLLED, PROD. IRON	9 971 579	10 136 463	568 966	616 003	366 336	369 098
2 FLAT, HOT-ROLLED, PROD. IRON	30 797 635	29 098 631	1 910 782	1 957 914	1 221 249	1 181 095
3 FLAT, COLD-ROLLED, PROD. IRN	1 645 078	1 906 227	160 054	186 554	102 306	112 686
4 FLAT, COLD-ROLLED, PROD. IRN	16 248 010	16 745 680	1 347 289	1 488 318	862 062	900 399
5 FLAT-ROLLED, PROD. IRON NES	355 240	467 813	51 858	64 587	33 071	38 716
674 FLAT-ROLLED PLATED IRON	19 496 620	16 473 309	2 148 159	1 923 287	1 377 135	1 157 603
1 FLAT-ROLLED, IRON, ZINC PLT	14 364 641	11 878 571	1 407 780	1 255 604	900 866	757 122
2 FLAT-ROLLED, IRON, TIN PLTD	2 331 905	1 955 396	364 364	292 044	235 224	175 001
3 FLAT-ROLLED, IRON, PNTD, ETC	1 246 645	1 173 065	179 678	180 282	115 210	108 155
4 FLAT-ROLLED, IRN<600MM, PLT	1 283 379	1 202 750	150 245	148 403	96 258	88 930
5 FLAT-ROLLED, IRN<600MM, PLT	270 050	263 527	46 092	46 954	29 577	28 395
675 FLAT-ROLLED, ALLOY STEEL	6 295 000	6 206 254	1 868 440	1 958 594	1 198 044	1 184 197
1 FLAT-ROLLED, SILC-ELEC. STL	751 592	772 433	137 217	143 746	88 038	86 875
2 FLAT-ROLLED, HI-SPEED STL	8 242	12 041	9 901	12 896	6 316	7 823
3 FLAT, HOT-ROLLED S. STEEL	1 144 617	838 796	388 159	341 464	249 634	207 225
4 FLAT, HOT-ROLLED, ALLOY STL	1 505 445	1 656 633	187 955	205 863	119 971	124 258
5 FLAT, COLD-ROLLED S. STEEL	2 631 287	2 691 858	994 172	1 114 047	637 188	673 393
6 FLT, COLD-ROLLED, ALLOY STL	82 677	75 212	67 091	57 314	43 124	34 718
7 FLAT-ROLLED, ALLOY STL, NES	171 140	159 281	83 945	83 264	53 773	49 905
676 IRON, STL, BAR, SHAPES ETC.	58 546 485	52 395 348	4 251 049	4 267 110	2 723 721	2 577 699
1 BAR, ROD IRON, HOT-FD, COIL	13 909 775	11 570 146	904 481	835 735	579 210	504 183
2 BAR, ROD IRON, STL, HOT-FD	22 131 695	20 152 557	1 330 448	1 352 925	852 708	817 483
3 BAR, ROD IRON, STL, COLD-FD	2 562 007	2 558 268	419 726	463 842	268 324	280 317
4 OTH, BAR, ROD IRON, STEEL	1 128 813	1 151 369	190 525	229 211	122 265	138 445
8 ANGLES, SHAPED, IRON, STEEL	18 814 195	16 963 008	1 405 869	1 385 397	901 214	837 271
677 RAILWAY TRACK IRON, STEEL	1 283 727	1 262 518	135 692	126 150	86 804	75 138
678 WIRE OF IRON OR STEEL	4 507 069	4 160 451	691 612	691 311	442 721	416 825
1 WIRE, IRON, NON-ALLOY STL	3 765 907	3 500 174	418 772	433 531	268 094	261 306
2 WIRE, S. STL, OTH, ALLOY STL	741 162	660 277	272 840	257 780	174 627	155 519
679 TUBES, PIPES, ETC. IRON, STL	17 360 973	15 749 032	2 913 833	2 816 837	1 867 312	1 699 447
1 TUBE, ETC. SEAMLESS, IRN. ST	4 092 564	3 554 115	733 273	708 705	469 759	428 552
3 OTH, TUBE, D406.4MM, IR, ST	816 672	782 230	77 165	79 553	49 496	47 368
4 OTH, TUBE, PIPE, IRON, STEEL	11 146 182	10 200 412	1 417 909	1 387 191	908 451	836 327
5 TUBE, PIPE FTNGS, IRN. STL	1 305 555	1 212 275	685 486	641 388	439 606	387 200
681 SILVER, PLATINUM, ETC.	13 593	16 037	1 047 622	1 157 290	671 273	699 022
1 SILVER	13 090	15 607	274 326	341 373	176 134	204 608
2 PLATINUM	503	430	773 296	815 917	495 139	494 414
682 COPPER	10 625 087	10 784 074	4 558 129	4 935 228	2 921 480	2 977 743
1 COPPER; ANODES; ALLOYS	6 585 529	6 842 517	2 352 139	2 653 743	1 507 851	1 603 524
3 COPPER BARS, RODS, PROFILES	861 862	848 105	368 318	389 874	235 747	234 906
4 COPPER WIRE	1 761 680	1 776 852	729 854	798 008	467 587	480 968
5 COPPER PLATE, ETC. 15MM+TH	600 616	568 714	363 978	367 946	234 357	220 775
6 COPPER FOIL, POWDR, FLAKES	139 329	136 902	164 301	198 011	104 969	119 463
7 COPPER TUBE, PIPE, FITTINGS	696 091	610 984	579 539	527 646	370 969	318 107
683 NICKEL	498 073	601 035	628 900	922 578	402 442	553 638
1 NICKEL, NCKL, ALLOY, UNWRGT	409 690	519 499	466 681	720 779	292 463	432 323
2 NICKEL, NICKEL ALLOY, WRKD	88 383	81 536	172 219	201 799	109 979	121 315
684 ALUMINIUM	18 688 809	16 678 132	6 269 643	6 400 247	4 019 741	3 871 474
1 ALUM., ALUM. ALLOY, UNWRGHT	11 623 864	10 070 193	2 680 868	2 728 103	1 717 597	1 653 105
2 ALUMINIUM, ALUM. ALLOY, WRK	7 064 945	6 607 939	3 588 775	3 672 144	2 302 144	2 218 369
685 LEAD	1 597 720	1 734 459	157 809	188 334	100 999	113 907
1 LEAD, LEAD ALLOY, UNWRGHT.	1 521 957	1 671 716	145 873	177 917	93 359	107 642
2 LEAD, LEAD ALLOYS, WORKED	75 763	62 743	11 936	10 417	7 640	6 265
686 ZINC	3 613 519	3 434 174	784 515	718 265	502 642	433 299
1 ZINC, ZINC ALLOY, UNWRGHT.	3 065 224	2 925 920	602 275	563 119	385 558	340 225
3 ZINC, ZINC ALLOYS, WORKED	548 295	508 254	182 240	155 146	117 084	93 074
687 TIN	231 536	213 531	226 056	209 464	144 887	126 258
1 TIN, TIN ALLOYS, UNWROUGHT	229 610	211 613	223 321	207 016	143 126	124 781
2 TIN, TIN ALLOYS, WORKED	1 926	1 918	2 735	2 448	1 761	1 477
689 MISC. NON-FERR. BASE METAL	545 832	516 689	447 731	383 871	285 799	231 365
1 TUNGSTEN, ETC. UNWROUGHT	273 468	257 025	150 395	154 564	96 567	93 212
8 COBALT, CADMIUM, ETC. UNWRT	78 662	52 814	193 371	124 083	122 577	74 854
9 BASE METAL NES, WST, SCRAP	193 702	206 850	103 965	105 224	66 655	63 299
691 METALLIC STRUCTURES NES	8 887 767	6 959 690	2 910 031	2 365 242	1 870 980	1 422 982
1 METAL STRUCTURES, PARTS	8 390 645	6 434 276	2 306 761	1 844 883	1 483 851	1 109 346
2 ALUMINIUM STRUCTURE, PRTS	497 122	525 414	603 270	520 359	387 129	313 636



4 IMPORTS AND EXPORTS (SPECIAL TRADE) BY GROUPS AND SUBGROUPS OF THE SITC-REV. III  
4.1 IMPORTS

GROUP / SUBGROUP	1992 DT = 100 KG	1991	1992 1 000 DM	1991	1992 1 000 \$	1991
692 CONTAINERS, STORAGE, TRNSP	2 123 029	2 023 921	997 417	1 000 893	638 839	601 805
1 RESERVOIR, TANKS, VATS, ETC	559 937	410 443	220 695	200 133	141 902	120 320
4 TANKS, CASKS, DRUMS, ETC.	1 563 092	1 613 478	776 722	800 760	496 937	481 485
693 WIRE PRODUCTS EXCL. ELECT	4 011 783	3 073 051	603 717	533 594	387 101	321 905
1 STRANDED WIRE, CABLE, ETC.	631 005	615 259	296 467	276 815	189 770	167 313
2 BARBED WIRE, ETC. IRON, STL	43 699	40 179	7 394	6 998	4 665	4 255
5 METAL FENCING, GAUZE ETC.	3 337 079	2 417 613	299 856	249 781	192 666	150 337
694 NAILS, SCREWS, NUTS, ETC.	3 440 865	3 143 590	1 418 679	1 388 435	910 353	837 686
1 NAILS, TACKS, ETC. IRON, STL	646 578	546 774	134 749	123 633	86 411	74 549
2 SCREWS, BOLTS, NUTS, IRN. ST	2 758 741	2 559 316	1 219 570	1 196 599	782 692	721 929
3 NAILS, TACKS, ETC. COPPER	22 062	22 976	39 565	42 600	25 314	25 743
4 NAILS, TACKS, ETC. ALUMINUM	13 484	14 524	24 795	25 603	15 936	15 465
695 TOOLS	1 101 162	1 249 773	2 584 107	2 795 811	1 655 196	1 688 506
0 CPL IND PLANT CHAPTER 82	-	-	-	-	-	-
1 HAND TOOLS	95 179	87 573	65 671	54 296	41 789	32 892
2 HAND SAW, FILE, RASP, ETC.	83 800	104 118	126 979	135 388	81 296	81 596
3 SPANNERS, WRENCHES, ETC.	93 500	137 144	91 282	115 679	58 430	70 036
4 HAND TOOLS, ETC. NES	417 127	470 121	356 040	372 938	228 387	225 683
5 SAW BLADES	50 222	47 509	208 075	196 393	133 115	118 548
6 KNIVES, CUTTING BLADES	301 029	326 173	1 680 203	1 859 552	1 076 316	1 122 248
7 TOOL SETS, RETAIL SALE	60 305	77 135	55 857	61 565	35 863	37 503
696 CUTLERY	243 360	275 778	650 740	678 701	417 090	409 254
697 HOUSEHOLD EQUIPMENT, NES	1 764 387	1 693 151	1 571 940	1 549 068	1 006 378	935 126
699 MANUFACT. BASE METAL, NES	8 787 849	7 994 325	5 254 285	4 970 151	3 367 328	2 996 448
1 LOCKS, SAFES, STRONG BOXES	1 276 282	1 178 686	1 959 556	1 256 779	870 573	757 570
2 CHAIN, IRON, STEEL	174 255	152 648	68 064	61 044	43 860	36 914
3 PINS, NEEDLES, IRN. STL, ETC	94 597	91 822	191 980	177 474	122 941	107 189
4 SPRINGS, LEAVES, METAL	345 287	329 803	186 364	175 486	119 102	105 753
5 MISC. ARTICLES, BASE METAL	354 566	329 124	306 551	287 541	196 908	173 165
6 ARTICLES IRON, STEEL, NES	5 642 229	5 070 488	1 938 337	1 829 224	1 242 279	1 102 070
7 ARTICLES NES, COPPER, ETC.	803 781	754 297	938 013	900 962	601 676	543 320
8 ARTICLES COBALT, ETC., NES	19 204	20 822	142 780	160 387	91 322	96 948
9 ARTICLES TUNGSTEN, ETC. NES	77 648	66 635	122 640	121 254	78 667	73 519
700 CPL IND PLANT (84/85/87)	-	-	-	-	-	-
711 STEAM GENER. BOILERS, ETC.	111 361	119 944	82 753	90 974	53 571	54 996
1 STEAM, SUPER-HEAT BOILERS	38 993	40 696	30 888	35 948	19 983	21 831
2 AUX. BOILR PLANT, CONDENSER	9 824	6 318	5 247	4 322	3 414	2 590
9 PARTS FOR STEAM BOILERS	62 544	72 930	46 618	50 704	30 174	30 575
712 STEAM TURBINES	55 021	41 947	213 400	188 066	137 777	113 657
1 STEAM, VAPOUR TURBINES	3 338	701	12 336	7 466	8 156	4 365
8 PARTS FOR STEAM TURBINES	51 683	41 246	201 064	180 600	129 621	109 292
713 INTRNL COMBUS PSTN ENGIN	3 728 726	3 556 945	6 842 308	6 275 088	4 376 827	3 793 042
1 AIRCRAFT PISTON ENGINES	2 516	2 635	23 239	19 986	14 929	12 068
2 INTRNL COMB. ENGINE VEHL	2 299 164	2 241 894	4 353 454	4 100 735	2 782 730	2 478 908
3 MARINE PISTON ENGINES	90 054	123 330	175 942	202 434	113 203	121 548
8 PISTON ENGINES, NES	240 145	316 795	422 633	390 447	269 335	236 245
9 PARTS, NES. IC. PISTON ENGS	1 096 847	872 291	1 867 040	1 561 486	1 196 630	944 273
714 ENGINES, MOTORS NON-ELECT	89 106	89 674	2 428 783	2 464 398	1 553 059	1 484 388
716 ROTATING ELECTRIC PLANT	1 694 145	1 645 469	2 484 456	2 364 969	1 532 093	1 428 645
1 ELECTRIC MOTORS<=37.5W	75 425	86 393	350 868	406 668	224 421	245 387
2 ELEC. MOTORS, GENERATORS, DC	108 669	92 663	351 172	307 532	225 314	186 029
3 ELEC. MOTORS, GENERATORS, AC	704 978	713 062	886 049	896 892	566 792	541 942
4 ELECTR. ROTARY CONVERTERS	1 924	1 891	16 904	13 626	10 803	8 201
5 GENERATING SETS	79 099	74 814	169 045	135 335	108 904	81 422
9 PARTS, NES. ROT. ELEC. PLANT	724 050	676 646	710 418	604 916	455 859	365 664
718 OTH. POWR. GENRTNG. MACHNRY	163 603	153 635	638 287	590 120	408 918	357 765
1 HYDRIC. TURBINE, WTR. WHEEL	15 209	18 895	27 718	28 036	17 697	17 113
7 NUCLEAR REACTORS, PTS NES	1 380	1 385	170 612	136 432	108 933	83 467
9 ENGINES, MOTORS NES, PARTS	147 014	133 355	439 957	425 652	282 288	257 185
721 AGRIC. MACHINES, EX. TRACTR	1 417 297	1 419 988	1 520 013	1 480 024	969 070	890 023
1 CULTIVATING MACHINERY, ETC	444 203	426 183	296 984	304 625	189 919	183 092
2 HARVESTING ETC. MACHINES	748 822	789 743	829 049	813 787	526 003	488 557
3 DAIRY MACHINERY ETC. PARTS	51 876	54 837	201 891	188 520	129 785	114 468
9 AGRIC. HORT. ETC. MACHS. NES	172 396	149 225	192 089	173 092	123 363	103 906
722 TRACTORS	669 613	624 711	669 585	657 715	427 317	394 488
723 CIVIL ENGINEERING EQUIPT	4 148 926	3 371 381	3 601 942	2 858 393	2 309 548	1 721 459
1 SELF-PROPELLD. DOZERS ETC	228 593	168 031	229 119	158 332	147 475	95 222
2 MECH. SHOVEL ETC. S-PROPLD	1 959 349	1 509 058	1 996 136	1 522 003	1 278 917	916 043
3 CONSTR. MINNG MACHNRY ETC	124 584	91 022	157 396	110 916	100 629	66 425
4 CONST. & MINING MACHS. NES	118 009	97 187	190 345	166 992	121 885	100 631
9 PTS NES, CVL. ENGINRG. MACH	1 718 391	1 506 083	1 028 946	900 150	660 642	543 138
724 TEXTILE, LEATHER MACHINES	705 027	702 927	1 546 942	1 600 231	991 175	969 333



4 IMPORTS AND EXPORTS (SPECIAL TRADE) BY GROUPS AND SUBGROUPS OF THE SITC-REV. III  
4.1 IMPORTS

GROUP / SUBGROUP	1992 DT = 100 KG	1991	1992 1 000 DM	1991	1992 1 000 \$	1991
725 PAPER,PULP MILL MACHINES	335 941	412 618	875 115	1 110 543	558 428	673 937
1 PAPER,PULP,MAKING MACHRY	38 773	50 464	120 134	147 238	75 944	87 794
2 OTH.PULP,PAPER,MAKING MCH	89 760	99 697	296 693	388 186	188 487	233 248
9 PARTS,PAPER MILL ETC.MCH	207 408	262 457	458 288	575 119	293 997	352 895
726 PRINTNG,BOOKBINDNG MACHS	432 853	449 075	1 482 617	1 472 666	952 425	890 419
727 FOOD-PROCESS.MCH.NON DOM	252 123	229 949	676 619	639 465	433 601	384 776
1 GRAIN WORKING MACHS,PARTS	57 685	68 588	64 319	70 131	41 080	41 884
2 OTH.FOOD-PROC.MACH PARTS	194 438	161 361	612 300	569 334	392 521	342 892
728 OTH.MACH,PTS,SPCL INDUST	2 355 202	2 208 703	4 821 728	5 068 444	3 084 003	3 061 723
1 MCH-TOOLS,SPECIAL. INDUST	463 936	457 986	843 837	854 161	539 348	515 617
3 OTH.MINERAL WORKING MACH	845 383	675 814	760 403	606 438	486 041	364 702
4 MACH,APPL.SPCL INDUS NES	642 443	696 749	2 071 867	2 414 559	1 325 203	1 459 627
5 PARTS PUBLIC WRK MACH ETC	403 440	378 154	1 145 621	1 193 286	733 411	721 777
731 METAL REMOVAL WORK TOOLS	669 049	932 482	2 060 074	2 807 489	1 317 878	1 694 920
1 MACH.TOOLS,METAL REMOVAL	60 250	55 243	356 745	339 672	227 388	205 624
2 MCH-TL,WRKNG MTL,NOLATHS	110 167	163 332	444 104	671 630	284 904	401 473
3 LATHES,METAL-WORKING	163 893	259 468	412 756	657 650	263 820	398 418
4 UNIT HEAD,DRILL,ETC.MACH	113 785	163 613	197 987	291 570	127 103	176 607
5 METAL MILLING MACHNS,ETC	66 936	112 641	175 129	252 514	112 288	152 606
6 MTL.SURFC.FINISHNG TOOLS	101 428	112 450	324 854	400 194	207 237	242 307
7 MTL.SHAPING,CUTNG. TOOLS	52 590	65 735	148 499	194 259	95 158	117 885
733 MACH-TOOLS,METAL-WORKING	414 135	485 118	748 160	889 366	479 304	536 973
1 METAL FORMING MACH.TOOLS	380 256	440 848	635 765	755 406	407 003	456 077
9 OTH.MACH-TOOL,METALWRKNG	33 879	44 270	112 395	133 960	72 301	80 896
735 PARTS,NES,FOR MACH-TOOLS	520 435	623 114	1 144 136	1 302 633	733 102	786 719
1 WORK-HOLDERS,TOOL HOLDER	80 196	78 567	273 968	331 780	175 726	200 926
9 PARTS,NES,MCH-TOOL W.MTL	440 239	544 547	870 168	970 853	557 376	585 793
737 METALWORKING MACHNRY NES	575 585	646 599	973 935	1 018 632	625 534	616 898
1 FOUNDRY EQUIPMNT PTS NES	81 556	81 294	140 957	152 567	91 042	92 018
2 MTL-ROLLING MILLS,ROLLS	318 203	388 206	211 298	233 928	136 009	141 652
3 WELDING,BRAZING ETC.MACH	154 888	158 349	558 493	572 890	358 088	347 403
4 SOLDERING MACHINES ETC.	21 038	18 750	63 187	59 247	40 395	35 825
741 HEATING,COOLNG EQUIP,PART	1 855 116	1 697 116	3 503 196	3 270 557	2 245 859	1 970 328
742 PUMPS FOR LIQUIDS,PARTS	1 015 559	942 497	2 086 610	1 843 686	1 337 918	1 113 235
1 PUMPS W.MEASURING DEVICE	7 419	7 664	26 395	30 200	16 862	18 289
2 FUEL PUMPS,IC.PISTON ENG	59 256	50 625	301 487	272 288	193 855	165 184
3 CONCRETE PUMPS	4 791	9 963	5 681	16 403	3 574	10 066
4 RECIPROCATING PUMPS,NES	49 700	39 193	187 921	163 695	120 365	98 666
5 ROTARY PUMPS, NES	92 737	79 845	299 567	242 068	192 092	145 844
6 CENTRIFUGAL PUMPS, NES	206 625	204 843	349 895	314 816	223 822	190 042
7 PUMPS,LIQUID ELEVATR ETC	112 310	104 578	202 407	195 478	129 601	118 000
9 PARTS,PUMPS,LIQ.ELEVATOR	482 721	445 786	713 257	608 738	457 747	367 164
743 PUMPS NES,CENTRIFUGS ETC	1 938 717	1 874 546	3 765 550	3 540 004	2 411 022	2 134 238
1 AIR,VACUUM PUMP,COMPRESS	663 964	687 586	1 217 112	1 206 916	778 986	728 615
2 FANS,COOKER HOODS W.FAN	309 711	246 612	462 423	378 465	295 494	227 359
5 CENTRIFUGES NES	23 016	18 296	110 802	85 559	70 808	51 679
6 MACHS.FILTER GAS,LIQUIDS	477 302	448 227	1 169 571	1 067 743	749 266	643 561
8 PARTS,AIR PUMPS,FANS ETC	228 160	239 545	390 724	369 824	249 994	223 339
9 PART,CENTRIFUGE,FILT.ETC	236 564	234 280	414 918	431 497	266 474	259 685
744 MECHANICAL HANDLNG EQUIP	3 318 583	3 449 332	3 326 701	3 340 956	2 130 749	2 011 818
1 WORK TRUCKS,TRACTORS,ETC	924 938	1 063 480	815 288	921 018	521 207	556 729
2 PULLEY TACKLE,WINCHS,ETC	50 294	52 603	84 730	85 562	54 526	51 850
3 SHIPS DERRICKS CRANE ETC	737 513	687 965	609 461	524 197	389 753	315 281
4 JACKS,HOISTS FOR VEHICLE	195 558	237 302	164 565	191 818	105 277	115 364
7 GOODS,ETC.ELEVATORS ETC.	263 918	235 654	359 158	366 529	230 393	219 858
8 LIFTING ETC.MACHINES NES	248 742	212 133	385 937	310 640	247 202	186 806
9 PARTS,HOISTS,LIFTS EQUIP	897 620	960 195	907 562	941 192	582 391	565 930
745 OTH.NONELEC MCH,TOOL,NES	727 526	775 415	2 342 240	2 448 673	1 500 350	1 479 216
1 NON-ELEC HAND TOOL,PARTS	56 238	61 821	272 517	293 417	173 978	177 218
2 INDUS WASHNG,BOTTLNG MCH	190 857	200 554	969 043	1 060 930	621 103	641 116
3 WEIGHING MCH,WEIGHTS,PTS	73 739	79 781	215 766	216 674	138 641	130 916
6 SPRAYING MACHINERY ETC.	237 312	246 478	577 763	542 675	368 897	327 642
9 OTH.NON-ELECT MACH,PARTS	169 380	186 781	307 151	334 977	197 731	202 324
746 BALL OR ROLLER BEARINGS	817 485	853 532	1 647 844	1 809 262	1 054 724	1 098 736
1 BALL BEARINGS	361 066	364 228	869 468	977 580	555 947	594 156
2 TAPERED ROLLER BEARING ETC	132 534	124 785	238 770	232 706	152 891	140 530
3 SPHERICAL ROLLER BEARNGS	59 399	71 960	127 519	152 659	81 872	92 909
4 NEEDLE ROLLER BEARINGS	9 647	10 819	39 134	48 318	25 048	29 442
5 OTHER CYL.ROLLER BEARING	32 887	34 473	103 838	107 646	66 853	65 283
8 OTHR.BALL,ROLLER BEARING	15 773	16 891	36 047	44 271	23 126	26 853
9 PARTS,BALL,ROLLR BEARING	206 179	230 376	233 068	246 082	148 987	149 563
747 TAPS,COCKS,VALVES,ETC.	1 147 858	1 039 511	2 939 289	2 634 450	1 882 066	1 589 743
1 PRESSURE-REDUCING VALVES	27 166	40 388	138 953	148 127	88 834	89 438
2 OLEOHYDRAULIC ETC.VALVES	56 305	48 330	398 833	344 554	255 422	208 134
3 CHECK VALVES	21 793	16 904	57 091	47 631	36 568	28 684
4 SAFETY, RELIEF VALVES	26 598	26 609	97 990	94 019	62 828	56 651
8 TAPS,COCKS,VALVE.ETC.NES	754 230	686 189	1 786 114	1 589 984	1 143 551	959 292



4 IMPORTS AND EXPORTS (SPECIAL TRADE) BY GROUPS AND SUBGROUPS OF THE SITC-REV. III  
4.1 IMPORTS

GROUP / SUBGROUP	1992 DT = 100 KG	1991	1992 1 000 DM	1991	1992 1 000 \$	1991
7479 PARTS FOR TAPS,COCKS,ETC	261 766	221 091	460 248	410 135	294 863	247 564
748 TRANSMISSIONS SHAFTS ETC	1 288 198	1 341 465	1 502 603	1 572 382	962 390	950 337
1 TRANSMISSN SHAFTS,CRANKS	286 806	270 380	248 005	229 098	158 916	138 205
2 BEARING HOUSNG,SHIFT BRNGS	162 697	191 767	203 010	194 390	130 185	117 327
3 ARTICULTD LINK CHAIN,PTS	110 313	125 532	83 146	99 089	53 151	59 898
4 GEAR,GEAR BOX,PARTS,ETC.	170 921	190 163	371 917	420 420	237 863	254 168
5 FLYWHEELS AND PULLEYS	171 365	176 024	100 616	123 748	64 402	75 238
6 CLUTCHES,SHAFT COUPLINGS	20 896	17 527	57 122	56 082	36 667	34 099
9 PART,NES,SHAFTS,ETC.	365 200	370 012	438 787	449 554	281 206	271 402
749 NON-ELECT MACH.PARTS,ETC	549 579	504 920	1 427 554	1 359 474	915 563	818 551
1 MOULDNGS FOR MTL.FOUNDRY	276 775	245 983	935 016	906 038	599 804	545 679
2 GASKETS,ETC.	21 940	16 820	85 987	82 840	55 167	49 901
9 MACH PARTS,NON-ELECT NES	250 864	242 117	406 551	370 596	260 592	222 971
751 OFFICE MACHINES	443 965	515 290	2 254 364	2 542 550	1 445 763	1 534 811
1 TYPEWRITRS,WD-PROC MACHS	61 619	76 739	215 743	278 902	137 755	167 286
2 CALCULATING,ACCTG,ETC,MCH	58 615	81 502	344 289	480 650	220 672	290 577
3 PHOTO,THERMOCOPY APPARAT	264 535	301 664	1 303 204	1 437 731	836 568	868 528
9 OTHER OFFICE MACHINE NES	59 196	55 385	391 128	345 267	250 768	208 420
752 AUTOMATC.DATA PROC.EQUIP	1 337 530	1 101 446	18 109 444	17 220 362	11 588 867	10 408 743
1 ANALOG OR HYBRID COMPUTR	1 035	1 017	26 379	23 084	16 883	14 023
2 DIGITAL COMPUTERS	42 802	58 295	1 118 240	1 274 503	717 989	773 857
3 DIGTL PROC,STORAGE UNITS	257 902	259 347	6 274 574	6 221 517	4 008 630	3 769 727
6 INPUT OR OUTPUT UNITS	847 884	577 957	5 970 275	4 721 941	3 823 752	2 849 655
7 STORAGE UNITS,DATA PROC.	142 200	140 190	3 801 111	3 659 342	2 432 770	2 202 721
9 DATA PROC EQUIPMENT,NES	45 707	64 640	918 865	1 319 975	588 843	798 760
759 PARTS,FOR OFFICE MACHINS	810 612	665 499	8 220 141	8 272 427	5 262 114	5 005 580
1 PARTS,OF COPYING MACHINE	217 141	181 916	1 125 472	970 409	721 139	588 674
9 PARTS,DATA PROC. ETC,MCH	593 471	483 583	7 094 669	7 302 018	4 540 975	4 416 906
761 TELEVISION RECEIVERS ETC	1 206 812	1 658 521	2 943 079	5 028 618	1 886 248	3 066 332
1 COLOUR TELEVISN RECEIVER	1 197 067	1 649 519	2 907 688	5 001 132	1 863 607	3 049 751
2 BLACK,WHITE TV RECEIVERS	9 745	9 002	35 391	27 486	22 641	16 581
762 RADIO-BROADCAST RECEIVER	548 897	675 782	2 393 929	2 544 859	1 537 617	1 543 846
1 MOTOR VEH.RADIO RECEIVER	95 757	114 648	1 079 693	1 081 674	692 353	652 117
2 PORTABLE RADIO RECEIVERS	152 495	218 217	449 318	575 614	288 219	351 512
8 OTHER RADIO RECEIVERS	300 645	342 917	864 918	887 571	557 045	540 217
763 SOUND RECORDER,PHONOGRPH	413 559	337 837	2 577 559	1 919 646	1 657 507	1 161 092
764 TELECOMM.EQUIP.PARTS NES	1 169 206	1 242 024	8 790 811	8 777 255	5 638 934	5 298 175
1 LINE TELEPHONE ETC.EQUIP	147 864	125 727	2 176 927	1 784 938	1 395 228	1 074 722
2 MICROPH. LOUDSPKRS,AMPLIF	462 041	488 662	1 036 529	1 064 583	666 958	644 238
3 TV,RADIO TRANSMITTRS ETC	20 673	18 247	569 854	349 715	367 219	211 298
8 TELECOMMUN.EQUIPMENT,NES	40 654	45 338	1 782 488	1 993 168	1 141 571	1 199 687
9 PARTS,TELECOMMUN. EQUIPT	497 974	564 050	3 225 013	3 584 851	2 067 958	2 168 230
771 ELECT POWER MACHNY.PARTS	710 295	722 526	1 721 276	1 772 138	1 104 232	1 068 201
1 TRANSFORMERS, ELECTRICAL	297 453	262 855	512 178	469 366	328 953	282 793
2 OTH.ELEC POWER MACH,PART	412 842	459 671	1 209 098	1 302 772	775 279	785 408
772 ELEC.SWITCH.RELAY.CIRCUT	823 789	823 833	5 817 226	6 272 700	3 729 676	3 775 935
773 ELECTR DISTRIBT.EQPT NES	3 334 514	2 868 998	3 827 672	3 328 601	2 450 556	2 011 727
1 INSULTD WIRE,ETC.CONDUCTR	3 220 651	2 773 600	3 614 788	3 092 671	2 313 967	1 869 934
2 ELECTRC.INSULATING EQUIP	113 863	95 398	212 884	235 930	136 589	141 793
774 ELECTRO-MEDCL,XRAY EQUIP	79 693	66 978	1 395 478	1 232 073	893 350	744 675
1 ELECTRO-MEDICAL EQUIPMNT	24 999	16 972	614 355	504 887	392 631	304 963
2 X-RAY APPARATUS ETC,PART	54 694	50 006	781 123	727 186	500 719	439 712
775 DOM.ELEC,NON-ELEC.EQUIPT	4 205 559	4 170 091	4 895 829	4 723 807	3 135 189	2 864 820
1 HOUSEHOLD LAUNDRY EQUIPT	922 146	898 581	673 747	621 796	429 515	378 732
2 DOM.REFRIGERATRS,FREEZRS	1 111 016	1 191 013	979 942	1 023 001	629 583	619 236
3 DOMESTIC DISHWASHNG MACH	88 606	69 018	97 137	75 869	62 229	45 831
4 ELEC.SHAVERS,CLIPPRS,PTS	14 304	13 764	135 740	126 411	86 946	76 615
7 DOM.ELECT-MECHANICL APPL	468 865	436 774	825 054	759 309	528 924	461 081
8 ELECTRO-THERMIC APPL NES	1 600 622	1 560 941	2 184 209	2 117 421	1 397 992	1 283 325
776 TRANSISTORS,VALVES,ETC.	484 445	591 896	7 961 501	7 844 858	5 107 787	4 728 158
1 TV PICTURE TUBES,CRT,ETC	285 793	365 822	353 618	449 845	227 605	272 236
2 OTH.ELECTRONC VALV.TUBES	83 923	113 234	382 153	436 190	244 002	263 169
3 DIODES,TRANSISTORS ETC.	49 625	46 860	1 338 653	1 294 954	855 976	780 702
4 ELECTRONIC MICROCIRCUITS	54 884	55 499	5 669 092	5 414 008	3 640 618	3 261 526
8 ELECTRN COMP PTS,CRYSTALS	10 220	10 481	217 985	249 861	139 588	150 525
778 ELECTRIC.MACH.APPART.NES	3 894 443	4 091 680	8 666 851	8 944 011	5 555 206	5 405 372
1 BATTERIES,ACCUMULATORS	1 341 823	1 317 859	1 092 473	1 120 352	699 768	677 152
2 ELECTRIC LAMPS,BULBS ETC	270 853	253 029	715 893	653 224	458 300	396 259
3 AUTOMOTIVE ELECTRC.EQUIP	800 391	727 331	1 667 491	1 487 957	1 067 750	898 709
4 ELECTRO-MECH.HAND TOOLS	255 935	238 034	831 382	796 548	534 889	482 061
6 ELECTRICAL CAPACITORS	72 214	76 333	738 697	845 347	473 637	509 938
7 ELEC MCH WTH INDIV FUNCT	136 968	310 222	1 440 144	2 237 482	922 688	1 353 698
8 ELECT MACHINERY,EQUIP,NES	1 016 259	1 168 872	2 180 771	1 803 101	1 398 174	1 087 555
781 PASS.MOTOR VEHCLS.EX.BUS	22 076 819	25 050 817	37 238 747	39 673 886	23 778 130	23 929 007



4 IMPORTS AND EXPORTS (SPECIAL TRADE) BY GROUPS AND SUBGROUPS OF THE SITC-REV. III  
4.1 IMPORTS

GROUP / SUBGROUP	1992 DT = 100 KG	1991	1992 1 000 DM	1991	1992 1 000 \$	1991
7811 SNOW VEHCL,GOLF CARS ETC	1 762	1 156	3 299	2 170	2 098	1 310
2 PASS.TRANSPORT VEHICLES	22 075 057	25 049 661	37 235 448	39 671 716	23 776 032	23 927 697
782 GOODS,SPCL TRANSPORT VEH	4 154 159	4 778 508	5 765 228	6 472 462	3 679 947	3 909 843
1 GOODS VEHICLES	3 887 981	4 481 629	5 394 031	6 065 790	3 441 947	3 664 367
2 SPECIAL PURPOSE VEHICLES	266 178	296 879	371 197	406 672	238 000	245 476
783 ROAD MOTOR VEHICLES NES	595 828	675 181	1 045 046	964 026	665 111	581 332
1 MOTORVEHCL TRANSP>10PERS	155 976	143 179	362 164	278 553	231 699	167 763
2 ROAD TRACTOR,SEMITRAILER	439 852	532 002	682 882	685 473	433 412	413 569
784 PARTS,TRACTORS,MOTOR VEH	14 276 072	13 523 346	15 277 901	14 223 848	9 776 769	8 590 591
1 MOTOR VEHICLE CHASSIS	186 602	327 420	262 687	416 890	167 181	249 983
2 MOTOR VEHICLE BODIES	164 716	191 888	182 264	215 948	116 333	130 616
3 OTHER PARTS,MOTOR VEHCL	13 924 754	13 004 038	14 832 950	13 591 010	9 493 255	8 209 992
785 CYCLES,MOTORCYCLES ETC.	1 316 727	1 277 573	2 880 672	2 611 636	1 825 056	1 576 238
1 MOTORCYCLES ETC.	472 824	366 864	1 354 826	989 859	854 910	598 124
2 BICYCLES ETC.NON-MOTORZD	326 354	377 010	657 747	717 960	416 695	432 629
3 INVALID CARRIAGES,PARTS	517 549	533 699	868 099	903 817	553 451	545 485
786 TRAILERS,SEMI-TRAILR,ETC	3 021 958	3 188 029	1 518 139	1 796 257	969 671	1 083 866
1 HOUSING,CAMPING,TRAILERS	85 989	104 507	97 207	129 770	62 385	80 099
2 TRAILERS,TRANSPORT GOODS	940 049	1 340 275	720 524	984 547	459 457	592 182
3 TRANSPORT CONTAINERS	902 735	761 189	169 671	148 234	108 801	89 710
8 OTH.NONMOTR VEH,TRLR PTS	1 093 185	982 058	530 737	533 706	339 028	321 875
791 RAILWAY VEHICLES.EQUIPNT	786 196	761 008	585 768	655 750	374 783	395 741
0 CPL IND PLANT CHAPTER 86	-	-	-	-	-	-
1 ELEC.LOCOS NON-SELF-GENR	616	17 531	3 332	61 783	2 295	38 657
2 OTHR.LOCOMOTIVES,TENDERS	16 240	8 987	3 340	7 917	2 112	4 727
6 SLF-PROP.RAIL,TRAM.COACH	1 443	27 500	1 224	48 764	790	28 122
7 RAIL,TRAM.COACH,ETC.N.SP	32 358	44 321	9 188	11 162	5 877	6 713
8 RAIL,TRAM.FRGT CARS ETC	207 084	194 652	183 595	158 295	117 138	94 999
9 RAIL.TRACK FIXTURES,PRTS	528 455	468 017	385 089	367 829	246 571	222 523
792 AIRCRAFT,ASSOCTD.EQUIPNT	284 182	303 223	20 242 743	22 826 870	12 940 641	13 737 648
1 HELICOPTERS	1 417	1 283	89 933	97 854	57 993	58 249
2 AIRCRFT ETC.ULW <=2000KG	3 848	4 056	56 251	60 596	36 213	36 208
3 AIRCRFT,ULW 2001-15000KG	5 400	7 986	476 476	640 691	304 765	392 133
4 AIRCRFT ETC.ULW >15000KG	110 369	126 981	13 501 953	16 347 830	8 610 506	9 822 962
5 SPACECRFT ETC.LAUNCH VEH	-	-	-	-	-	-
8 AIRCRAFT NES,ASSOC EQUIP	3 320	5 129	75 055	107 678	48 280	63 815
9 PARTS,NES,AIRCRAFT,EQUIP	159 828	157 788	6 043 075	5 572 421	3 882 884	3 364 281
793 SHIP,BOAT,FLOAT.STRUCTRS	4 702 375	5 987 981	998 574	1 400 983	632 361	841 173
1 YACHTS,SPORTS VESSLS,ETC	219 851	196 659	514 397	455 578	328 558	270 344
2 SHIPS,BOATS,OTHR.VESSELS	1 878 347	3 845 485	400 531	868 233	249 874	523 969
3 VESSELS,OTH.FLOAT.STRUCT	2 574 047	1 890 239	70 120	51 488	45 343	31 084
6 SPEC.PURPOSE VESSELS ETC	17 352	29 922	6 072	13 187	3 820	7 959
7 TUGS AND PUSHER CRAFT	4 173	17 755	757	5 600	491	3 635
9 OTHR.FLOATING STRUCTURES	8 605	7 921	6 697	6 897	4 275	4 182
800 CPL IND PLANT CHAP 90/94	-	-	-	-	-	-
811 PREFABRICATED BUILDINGS	2 905 453	1 984 929	854 426	595 746	550 019	356 728
812 PLUMBNG,SANITRY,EQPT.ETC	4 049 845	3 878 534	1 855 751	1 706 749	1 187 031	1 028 944
1 BOILRS,RADIATRS,ETC.N.EL	3 273 941	3 125 444	1 517 902	1 410 506	971 535	850 499
2 CERAMIC PLUMBNG FIXTURES	775 904	753 090	337 849	296 243	215 496	178 445
813 LIGHTNG FIXTURES ETC.NES	1 015 950	913 076	1 637 795	1 517 851	1 050 487	917 329
1 LAMPS,LIGHT FITTINGS NES	756 830	675 290	1 318 335	1 218 239	845 739	736 263
2 ILLUMINATED SIGNS ETC.	20 986	11 002	42 950	32 229	27 475	19 489
8 PARTS,PORTABLE ELEC LAMP	871	476	2 951	3 208	1 883	1 928
9 PARTS,LIGHT FITTING SIGNS	237 263	226 308	273 559	264 175	175 390	159 649
821 FURNITURE,CUSHIONS,ETC.	14 252 123	13 097 330	9 562 393	8 669 196	6 111 983	5 240 648
1 CONVERTIBLE SEATS,PARTS	3 794 016	3 470 330	3 158 788	2 847 763	2 018 074	1 723 017
2 MATTRESSES, ETC.	501 185	478 312	534 110	497 930	340 096	301 367
3 METAL FURNITURE NES	1 337 715	1 186 739	769 064	720 552	492 158	435 798
5 FURNITURE,NES,OF WOOD	6 515 728	5 898 809	3 925 183	3 503 041	2 509 885	2 117 105
7 FURNITURE NES,OTHR.MATRL	285 920	235 984	186 971	171 842	119 349	103 735
8 PARTS,MTL,WOOD FURNITURE	1 837 559	1 827 156	988 277	928 068	632 421	559 626
831 TRUNK,SUITCASES,BAG,ETC	950 113	969 317	1 782 921	1 904 672	1 143 184	1 149 579
1 HANDBAGS,NES	114 118	123 339	433 603	490 828	278 632	297 650
2 TRUNKS, SUIT-CASES,ETC.	304 644	294 054	398 636	409 689	255 870	247 107
3 TRAVEL SET,TOILT,SEW,ETC	6 872	7 215	10 507	11 219	6 744	6 746
9 TRAVEL GOODS NES	524 479	544 709	940 175	992 936	601 938	598 078
841 MENS,BOYS CLOTHING,X-KNIT	1 856 005	2 048 354	7 862 808	8 811 229	5 060 879	5 327 900
1 OVERCOATS,OUTERWEAR,ETC.	351 902	351 138	1 661 605	1 753 901	1 082 806	1 056 054
2 SUITS AND ENSEMBLES	89 419	135 802	430 527	566 287	275 387	342 627
3 JACKETS AND BLAZERS	149 470	155 856	970 999	1 019 786	624 428	617 049
4 TROUSERS,BREECHES,ETC.	743 089	862 441	2 688 420	3 058 175	1 723 393	1 850 332
5 SHIRTS	491 456	519 632	2 015 645	2 297 624	1 293 377	1 391 864
6 UNDERWEAR,NIGHTWEAR ETC.	30 669	33 485	95 612	115 456	61 488	69 974
842 WOMEN,GIRL CLOTHING,XKNIT	1 654 521	1 877 146	9 987 930	11 044 836	6 421 798	6 680 234
1 OVERCOATS,OTH.COATS ETC.	377 834	389 143	2 133 531	2 158 931	1 389 236	1 296 231



4 IMPORTS AND EXPORTS (SPECIAL TRADE) BY GROUPS AND SUBGROUPS OF THE SITC-REV. III  
4.1 IMPORTS

GROUP / SUBGROUP	1992 DT = 100 KG	1991	1992 1 000 DM	1991	1992 1 000 \$	1991
8422 SUITS AND ENSEMBLES	80 656	120 028	522 875	695 124	332 858	422 259
3 JACKETS AND BLAZERS	183 519	201 885	1 358 592	1 453 775	874 563	878 718
4 DRESSES	63 918	89 206	545 910	553 102	347 238	337 516
5 SKIRTS & DIVIDED SKIRTS	180 302	202 885	1 121 024	1 213 140	718 409	734 935
6 TROUSERS, BREECHES ETC.	425 854	528 063	1 953 315	2 374 131	1 251 510	1 437 459
7 BLOUSES, SHIRT-BLOUSE, ETC.	285 486	298 801	2 113 877	2 309 310	1 354 299	1 400 083
8 UNDERWEAR, NIGHTWEAR ETC.	56 952	67 135	238 806	287 323	153 685	173 033
843 MENS, BOYS CLOTHING, KNIT	286 064	328 509	971 628	1 102 685	622 979	666 729
1 OVERCOATS, OUTERWEAR ETC.	7 503	6 623	46 085	42 516	30 005	25 652
2 SUITS, JACKETS, TROUSERS ETC.	32 698	34 096	149 752	153 285	95 953	92 564
7 SHIRTS, MENS, BOYS, KNIT	66 455	84 758	259 254	318 093	164 308	192 979
8 UNDERWEAR, NIGHTWEAR ETC.	179 408	203 032	516 537	588 791	332 713	355 534
844 WOMEN, GIRLS CLOTHING, KNIT	912 507	786 369	3 767 873	3 288 453	2 424 131	1 982 915
1 OVERCOATS, OTH. COATS ETC.	18 354	12 686	90 200	73 718	59 209	44 075
2 SUITS, DRESSES, SKIRTS ETC.	539 031	404 064	2 323 210	1 800 965	1 495 333	1 084 160
7 BLOUSES, SHIRT-BLOUSE, ETC.	90 341	81 068	416 027	375 419	266 031	228 450
8 UNDERWEAR, NIGHTWEAR ETC.	264 781	288 551	938 436	1 038 351	603 558	626 230
845 OTHR. TEXTILE APPAREL, NES	2 367 029	2 290 984	11 352 147	10 657 589	7 325 565	6 432 120
1 BABIES' GARMENTS, CLTHS ACC	127 488	154 663	514 314	588 623	331 654	355 576
2 GARMENT, FELT, TEXTILE FABRIC	67 880	57 192	259 860	222 508	166 868	134 426
3 JERSEYS, PULLOVERS, ETC. KNIT	1 063 698	971 181	6 020 798	5 407 023	3 926 316	3 245 995
4 T-SHIRTS, OTHR. VESTS, KNIT	639 746	591 398	2 282 512	2 087 197	1 447 109	1 272 170
5 BRASSIERES, CORSETS, ETC.	57 078	58 836	566 794	534 678	362 717	358 255
6 SWIMWEAR	22 865	23 091	275 863	272 794	172 776	167 823
8 OTH. GARMENTS, NOT KNITTED	222 098	202 817	834 265	738 984	535 029	446 503
9 OTHER GARMENTS KNITTED	166 176	231 806	597 735	745 781	383 096	451 372
846 CLOTHING ACCESSORIES, FABRIC	619 885	622 547	2 150 957	2 145 767	1 381 893	1 294 699
1 ACCESSORIES, NOT KNITTED	86 504	83 140	526 619	508 797	339 765	307 015
2 HOSIERY, ETC. KNITTED	465 849	484 432	1 405 186	1 458 311	899 495	880 005
9 OTH. MADE-UP CLOTH. ACCESS	67 532	54 975	219 152	178 659	142 633	107 679
848 CLOTHING, NONTEXTILE; HEADGEAR	685 228	640 288	2 497 932	2 753 472	1 610 975	1 666 736
1 LEATHER APPAREL, ACCESSORIES	323 614	326 247	1 615 413	1 926 943	1 041 738	1 168 363
2 PLASTIC, RUBBER, APPAREL, ETC.	270 185	233 110	299 289	263 547	192 253	159 320
3 ARTICLES, ACCESSORIES, FUR	20 091	18 457	233 073	260 026	151 756	156 401
4 HEADGEAR, FITTINGS, NES	71 338	62 474	350 157	302 956	225 228	182 652
851 FOOTWEAR	2 524 679	2 594 187	8 095 894	8 643 872	5 205 068	5 229 167
1 FOOTWEAR, W. METAL TOE-CAP	70 666	87 853	170 894	158 234	109 348	95 772
2 SPORTS FOOTWEAR	236 692	296 169	608 634	732 054	390 368	442 383
3 FOOTWEAR, NES, RUBBER, PLST	336 390	356 684	588 967	662 970	378 076	398 810
4 OTH. FOOTWEAR, LTHR. UPPER	1 323 704	1 356 745	5 431 403	5 773 428	3 496 092	3 495 311
5 OTH. FOOTWEAR, TEXTILE UPPER	306 706	269 827	498 802	475 064	320 191	287 156
7 FOOTWEAR, NES	22 647	19 426	42 134	35 144	27 370	21 037
9 PARTS, FOOTWEAR, ETC.	227 874	227 483	755 060	806 978	483 623	488 698
871 OPTICAL INSTRUMENTS, NES	27 266	26 872	619 516	581 323	396 695	352 090
1 BINOCULARS, TELESCOPE ETC	8 801	8 012	88 483	81 520	56 840	49 717
3 NON-OPTIC. MICROSCOPE ETC	2 685	1 672	74 263	49 082	47 368	29 753
4 COMPOD OPTIC. MICROSCOPES	4 182	4 404	66 644	69 426	42 611	42 169
9 LIQ. CRYSTAL DEVS; LASERS	11 598	12 784	390 126	381 295	249 876	230 451
872 MEDICAL INSTRUMENTS NES	353 809	338 998	2 616 478	2 396 979	1 677 719	1 444 342
1 DENTAL INSTRUMENTS NES	13 629	15 713	212 350	232 416	135 649	139 590
2 OTHR. MEDICAL INSTRUMENTS	233 340	221 487	2 030 065	1 824 292	1 301 874	1 099 210
3 THERAPEUTIC APPARATUS	35 650	33 269	207 448	167 845	133 514	101 684
4 MEDICAL, BARBER'S FURNITURE	71 190	68 529	166 615	172 426	106 682	103 858
873 METERS, COUNTERS, NES	91 674	107 889	420 055	391 349	268 722	235 544
1 GAS, LIQUID, ELECTR. METERS	73 569	92 182	200 541	213 463	128 170	128 182
2 REV. COUNTERS, METERS ETC.	18 105	15 707	219 514	177 886	140 552	107 362
874 MEASURE, CONTROL INSTRUMENT	482 627	461 583	6 712 952	6 552 225	4 301 902	3 961 868
1 COMPASSES, SURVEY INSTRUMENT	9 793	12 635	443 384	456 647	283 887	276 369
2 DRAWING, MEASURING INSTRUMENT	141 389	146 752	1 402 835	1 518 842	898 401	918 816
3 GAS, LIQ. MEAS. CONTRL. INST	61 716	54 994	624 933	597 741	400 763	361 012
4 INSTRUMENTS, ANALYSIS ETC	46 964	41 806	1 314 986	1 223 028	841 856	799 048
5 MEAS. CONTRL. SCI. INSTR. NES	55 490	49 824	529 084	451 054	338 992	273 268
6 AUTOMATIC CONTROL INSTRUMENT	123 244	111 449	1 326 332	1 175 035	850 443	710 018
7 OSCILLOSCOPES, ETC.	33 881	37 351	921 859	997 592	591 893	603 468
9 PARTS, MEAS. INSTRUMENT, NES	10 150	6 772	149 559	132 286	95 667	79 869
881 PHOTOGRAPH APPAR. ETC. NES	116 005	121 667	1 456 238	1 506 063	933 004	909 037
1 CAMERAS, FLASH EQUIPMENT, ETC	45 490	52 762	910 894	988 004	584 453	595 589
2 CINE. CAMERAS, PROJECT. ETC	5 293	6 265	43 578	44 349	27 978	26 870
3 PHOTO. CINE. EQUIPMENT NES	65 222	62 640	501 766	473 710	320 573	286 584
882 PHOTO. CINEMATOG. SUPPL.	1 005 683	1 047 593	2 532 894	2 568 504	1 625 719	1 547 630
1 PHOTO CHEM. GOODS, RETAIL	990 917	347 394	516 497	451 447	331 117	273 324
2 PHOTO FILM FLAT UNEXPOSED	170 172	164 089	625 627	666 716	401 574	402 297
3 PHOTO FILM ROLL UNEXPOSED	150 496	141 080	829 345	838 917	532 439	504 272
4 PHOTO PAPER ETC. UNEXPOSED	285 112	389 759	412 153	472 862	264 977	284 348
5 PHOTO FILM, EXPOSED, UNDEVELOPED	4 936	2 248	13 797	8 776	8 860	5 252
6 PHOTO FILM, EXPOSED DEVELOPED	4 050	3 023	135 535	129 786	86 752	78 137
883 CINE. FILM EXPOSED. DEVELOPED	4 307	3 479	43 762	42 035	28 009	25 441
1 CINE FILM, 35MM+, DEVELOPED	4 163	3 369	40 862	38 581	26 165	23 344
9 OTH. CINE FILM EXPOSED, DEVELOPED	144	110	2 900	3 454	1 844	2 097
884 OPTICAL GOODS NES	47 518	46 823	1 373 065	1 297 756	879 654	782 224



4 IMPORTS AND EXPORTS (SPECIAL TRADE) BY GROUPS AND SUBGROUPS OF THE SITC-REV. III  
4.1 IMPORTS

GROUP / SUBGROUP	1992 DT = 100 KG	1991	1992 1 000 DM	1991	1992 1 000 \$	1991
8841 OPTC.FIBR.LENS ETC.UNMNT	17 570	16 651	361 426	336 336	231 703	202 259
2 SPECTACLES AND FRAMES	22 554	23 000	655 627	609 437	419 807	368 107
3 LENSES,PRISMS,ETC.MOUNTD	7 394	7 172	356 012	351 983	228 144	211 858
885 WATCHES AND CLOCKS	125 970	120 313	1 794 537	1 806 003	1 151 413	1 091 032
891 ARMS AND AMMUNITION	75 612	88 251	315 587	374 648	201 701	226 208
1 ARMD.FIGHT.VEHCL.WEAPONS	1 821	2 634	33 400	34 401	21 437	20 685
2 BOMB,MINES,MISSL.AMM.ETC	59 222	70 189	163 045	216 133	104 082	130 650
3 NON-MILITARY ARMS	9 936	10 117	73 958	75 889	47 269	45 658
9 PARTS,ACCESSOR.OF WEAPON	4 633	5 311	45 174	48 225	28 913	29 215
892 PRINTED MATTER	3 836 248	3 725 511	2 738 454	2 636 259	1 758 701	1 593 604
1 PRINTED BOOKS,GLOBES ETC	1 046 837	1 059 018	985 100	944 324	632 492	570 284
2 NEWSPAPER,PERIODICAL,ETC	797 478	801 776	411 649	439 799	264 128	266 201
4 POSTCARDS,TRANSFERS ETC.	68 194	62 700	169 609	156 808	108 766	94 582
8 PRINTED MATTER, NES	1 923 739	1 802 017	1 172 096	1 095 328	753 315	662 537
893 ARTICLES,NES,OF PLASTICS	7 512 777	6 936 624	5 601 239	5 289 279	3 590 018	3 191 464
1 PLASTIC CONTAINERS ETC.	2 815 453	2 668 751	1 446 903	1 485 541	927 752	897 697
2 BUILDERS'WARE, PLASTICS	1 084 813	852 845	903 074	750 020	579 427	451 701
3 PLASTIC FLR,WALL,COVERNG	1 494 141	1 428 044	1 011 786	928 687	649 327	561 030
9 PLASTIC ARTICLES NES	2 118 370	1 986 984	2 239 536	2 125 031	1 433 512	1 281 036
894 BABY CARRIAGE,TOYS,GAMES	2 711 650	2 617 674	4 539 382	4 326 112	2 925 781	2 603 426
1 BABY CARRIAGES,PARTS,NES	66 049	78 489	71 382	80 028	45 386	48 515
2 CHILDREN'S TOYS	1 283 019	1 283 270	2 002 454	2 031 613	1 287 654	1 222 274
3 FUNFAIR,TABLE GAME ARTCL	328 145	316 539	1 112 129	952 272	718 818	573 662
4 FESTIVE ARTICLES ETC.NES	284 341	282 345	346 285	359 619	228 095	215 194
6 FAIRGROUND AMUSEMNTS ETC	63 284	32 294	75 239	41 676	47 715	24 989
7 SPORTS GOODS	686 812	624 737	931 893	860 904	598 113	518 792
895 OFFICE,STATIONERY SUPPLS	361 618	351 179	731 929	710 321	469 810	428 449
1 BASE METAL OFFICE SUPPLS	155 600	153 862	95 494	95 736	60 912	57 893
2 PENS,PENCILS,FOUNTN.PENS	91 780	90 626	294 547	294 270	189 172	177 260
9 OTH.OFFICE,STATNRY.SUPPL	114 238	106 691	341 888	320 315	219 726	193 296
896 WORKS OF ART,ANTIQUE ETC	39 997	39 067	686 313	818 703	439 251	492 066
1 HAND PAINTNGS,DRAWING ETC	6 681	6 630	280 361	290 458	179 245	174 943
2 ORIGINAL PRINTS ETC.	382	273	25 749	29 349	16 453	17 682
3 ORIGINAL SCULPTURES ETC.	5 815	5 232	53 997	51 164	34 535	30 788
4 STAMPS FOR PHILATELY	3 942	3 385	122 264	214 033	78 239	127 587
5 COLLECTIONS SCIENTFC.ETC	1 699	2 636	70 804	97 166	45 188	58 149
6 ANTIQUES OVER 100YRS OLD	21 478	20 911	133 138	136 533	85 591	82 917
897 GOLD,SILVERWARE,JEWEL NES	42 543	36 538	1 446 201	1 466 287	929 285	884 866
898 MUSICAL INSTRUMENTS,ETC.	1 135 373	1 238 893	4 618 535	4 471 729	2 961 987	2 706 964
1 STRING MUSICAL INSTRUMNT	44 758	44 428	95 132	91 484	60 816	55 497
2 MUSICAL INSTRUMENTS NES	81 577	81 364	387 032	372 967	248 868	226 199
4 MAGNETIC TAPE,UNRECORDED	535 442	690 370	1 122 978	1 399 882	717 564	848 802
5 OTH.BLANK RECORDNG MEDIA	107 336	87 800	446 716	368 316	286 752	222 379
6 MAGNETIC TAPES, RECORDED	49 134	61 976	359 828	374 550	230 761	226 036
7 OTHER RECORDED MEDIA	294 513	249 429	2 138 593	1 790 310	1 373 503	1 083 183
9 PARTS,MUSICAL INSTRUMENT	22 613	23 526	68 256	74 220	43 723	44 868
899 MISC MANUFCTRD GOODS NES	1 640 516	1 705 973	2 643 999	2 601 090	1 695 464	1 569 819
1 CARVED,MOULDED GOODS NES	6 615	7 828	37 711	36 227	24 194	21 933
2 ARTIFICIAL FLOWERS ETC.	162 894	163 840	296 853	327 515	191 348	196 373
3 CANDLES,MATCHES,ETC.	666 753	653 271	367 258	371 995	236 189	226 051
4 UMBRELLAS,WALKING-STICKS	205 442	255 443	211 487	265 040	134 720	160 307
6 ARTIFICIAL AIDS,DISABLED	18 364	14 787	984 483	792 771	631 202	477 856
7 BASKETS,BROOMS,BRUSH,ETC	443 325	461 454	335 102	357 615	214 507	218 063
8 SMALL-WARES,TOILETRS NES	87 032	93 283	298 763	329 322	191 264	198 504
9 MANUFACTURED GOODS,NES.	50 091	56 067	112 342	120 605	72 040	72 732
911 MAIL NOT CLASSD BY KIND	-	-	-	-	-	-
931 SPEC.TRANSACTION NOT CLASSD	5 755 739	4 558 485	11 483 402	8 718 407	7 398 712	5 262 555
941 COMPL IND PLANT CHAPT 99	-	-	-	-	-	-
961 COIN NONGOLD NONCURRENT	1 783	2 003	136 188	143 902	87 233	87 618
971 GOLD,NONMONTY EXCL ORES	3 309	4 756	1 996 953	1 888 282	1 282 897	1 142 208
972 MONETARY GOLD,GOLD COINS	103	71	227 457	173 611	147 355	108 508
TOTAL	4 557 372 205	4 331 391 895	637 546 169	643 914 377	408 454 482	389 024 326



4 IMPORTS AND EXPORTS (SPECIAL TRADE) BY GROUPS AND SUBGROUPS OF THE SITC-REV. III  
4.2 EXPORTS

GROUP / SUBGROUP	1992 DT = 100 KG	1991	1992 1 000 DM	1991	1992 1 000 \$	1991
001 LIVE ANIMALS	3 606 409	4 761 109	1 070 957	1 328 615	686 126	803 738
1 BOVINE ANIMALS, LIVE	2 457 502	3 125 222	635 986	790 585	407 136	476 737
2 SHEEP AND GOATS, LIVE	119 413	348 735	41 198	77 232	26 821	46 684
3 SWINE, LIVE	548 205	838 766	218 252	293 009	139 645	178 635
4 POULTRY, LIVE	440 843	391 367	100 757	86 571	64 613	52 272
5 EQUINE SPECIES, LIVE	36 367	53 006	50 319	60 696	32 255	36 924
9 LIVE ANIMALS, NES	4 079	3 953	24 445	20 522	15 656	12 426
011 BOVINE MEAT	6 119 145	8 812 479	2 591 092	3 418 125	1 661 473	2 059 715
1 BOVINE MEAT,FRSH,CHILLED	3 043 304	4 473 941	1 910 225	2 486 892	1 226 612	1 499 137
2 BOVINE MEAT, FROZEN	3 075 841	4 338 538	680 867	931 233	434 861	560 578
012 OTHER MEAT, MEAT OFFAL	1 996 202	2 912 916	754 889	930 398	485 442	573 292
1 MEAT OF SHEEP OR GOATS	17 130	100 756	11 597	26 170	7 417	16 329
2 MEAT OF SWINE	995 698	1 949 119	449 054	655 850	288 834	406 223
3 POULTRY, MEAT AND OFFAL	562 546	348 730	175 777	112 172	112 911	68 478
4 MEAT OF HORSES,MULES,ETC	694	558	322	246	209	147
5 EDIBLE OFFAL	392 214	481 249	87 344	105 551	55 970	63 909
9 MEAT,EDIBLE OFFAL, NES	28 020	32 504	30 795	30 409	20 101	18 206
016 MEAT,ED.OFFL,DRY,SLT,SMK	143 917	149 726	115 445	116 385	74 127	70 191
1 PIGMEAT,DRY,SALT,SMOKED	139 050	139 365	113 844	114 198	73 096	68 880
8 OTH.MEAT,OFF.DRY,SMK,SLT	4 867	10 361	1 601	2 187	1 031	1 311
017 MEAT,OFFL.PRPD,PRSRVD,NES	713 125	768 079	563 732	638 348	364 545	393 379
1 EXTRACT, JUICE MEAT, FISH	806	918	2 749	2 396	1 750	1 441
2 SAUSAGE OF MEAT, OFFL. ETC	343 750	308 660	276 690	239 483	177 766	144 763
3 LIVER, PREPRD, PRSRVD, NES	3 862	8 564	4 920	8 270	3 171	5 106
4 POULTRY, PRPRD, PRSRVD, NES	102 756	100 043	93 703	90 399	60 291	54 442
5 PORK, PREPRD, PRSRVD, NES	133 369	136 841	100 875	110 510	64 756	67 352
6 BOV. MEAT, PRPD, PRSRVD, NES	126 112	204 107	82 974	183 397	55 640	117 801
9 OTH. MEAT, PRPD, PRSRVD NES	2 470	8 946	1 821	3 893	1 171	2 474
022 MILK AND CREAM	30 605 644	28 519 579	4 799 279	4 058 352	3 082 452	2 451 598
1 MILK EX.CONCENTD.SWEETND	17 412 401	17 087 445	1 377 122	1 241 476	887 868	748 718
2 MILK CONCENTD., SWEETENED	8 389 431	7 342 573	2 625 388	2 141 500	1 684 817	1 297 752
3 MILK PRODUCTS	2 409 009	1 955 816	612 693	516 349	391 434	309 057
4 WHEY, MILK PRODUCTS NES	2 394 803	2 133 745	184 076	159 027	118 333	96 071
023 BUTTER, OTHER FAT OF MILK	644 230	1 912 546	353 193	744 304	224 041	447 971
024 CHEESE AND CURD	3 449 770	3 264 402	2 180 275	1 975 882	1 402 196	1 192 568
1 CHEESE, POWDERED, GRATED	8 019	10 024	6 757	9 542	4 333	5 615
2 PROCESSED CHEESE, WHOLE	601 597	574 928	394 249	370 925	252 802	224 768
3 BLUE-VEINED CHEESE	91 097	91 371	93 038	89 329	59 603	54 046
9 OTHER CHEESE; CURD	2 749 057	2 588 079	1 686 231	1 506 086	1 085 458	908 139
025 EGGS, BIRDS, YOLKS, ALBUMIN	625 261	618 694	135 360	157 384	86 655	96 367
1 BIRDS' EGGS, IN SHELL	533 292	514 279	102 605	108 996	65 552	66 334
2 BIRD EGGS UNSHELLED; YOLKS	53 884	73 301	18 893	35 376	12 161	22 159
3 EGG ALBUMIN	38 085	31 114	13 862	13 012	8 942	7 874
034 FISH, FRESH, CHILLED, FROZEN	1 209 119	1 224 687	350 877	405 831	223 262	245 195
1 FISH, FRESH, CHILLED, WHOLE	222 755	231 862	81 585	84 475	51 938	50 530
2 FISH, FROZEN EX. FILLETS	616 086	576 983	81 170	88 872	51 073	54 487
4 FISH FILLETS, FROZEN	274 712	323 451	160 779	206 880	102 785	124 647
5 FISH FILLETS, FRSH, CHILLD	95 566	92 391	27 343	25 604	17 466	15 531
035 FISH, DRIED, SALTED, SMOKED	41 959	33 177	35 548	24 094	22 890	14 970
1 FISH, DRIED, SALTED	3 123	8 165	1 838	5 184	1 160	3 181
2 FISH SALTED OR IN BRINE	22 221	11 420	19 117	8 384	12 358	5 355
3 FISH, SMOKED	7 841	5 197	13 714	9 644	8 817	5 899
4 FISH LIVER, ROE, DRD, SMKD.	17	5	36	13	23	7
5 FISH MEAL FIT FOR FOOD	8 757	8 390	843	869	532	528
036 CRUSTACEANS, MOLLUSCS ETC	235 789	231 659	49 301	66 812	31 831	40 237
1 CRUSTACEANS, FROZEN	16 714	28 890	17 858	38 012	11 548	23 039
2 CRUSTACEANS, NOT FROZEN	39 684	34 069	17 501	15 064	11 360	8 912
3 MOLLUSCS	179 391	168 700	13 942	13 736	8 923	8 286
037 FISH ETC. PREPRD, PRSRVD, NES	750 184	759 997	458 996	456 941	294 225	276 918
1 FISH, PREPRD, PRSRVD, NES	713 386	716 500	434 760	428 257	278 676	259 595
2 CRUSTACEA, MOLLC. PRPD NES	36 798	43 497	24 236	28 684	15 549	17 323
041 WHEAT, MESLIN, UNMILLED	47 645 713	25 195 389	1 369 680	766 026	878 038	462 853
1 DURUM WHEAT, UNMILLED	225 392	194 840	9 398	8 507	6 128	5 148
2 OTH. WHEAT, MESLIN, UNMILLED	47 420 321	25 000 549	1 360 282	757 519	871 910	457 705
042 RICE	417 577	452 430	61 070	76 169	39 292	47 361
1 RICE IN THE HUSK	2 724	2 240	434	406	268	233
2 RICE HUSKED	14 626	15 806	1 997	2 441	1 262	1 500
3 RICE, MILLED, SEMI-MILLED	400 227	434 384	58 639	73 322	37 762	45 628
043 BARLEY, UNMILLED	30 667 209	24 359 207	681 122	534 109	437 512	323 501
044 MAIZE UNMILLED	2 541 047	2 723 079	122 916	146 352	79 034	89 916
1 MAIZE SEED	30 483	39 899	14 616	19 191	9 076	11 667
9 MAIZE, OTHER UNMILLED	2 510 564	2 683 180	108 300	127 161	69 958	78 249
045 OTHER CEREALS, UNMILLED	10 184 373	3 424 359	189 219	59 805	122 272	36 163



4 IMPORTS AND EXPORTS (SPECIAL TRADE) BY GROUPS AND SUBGROUPS OF THE SITC-REV. III  
4.2 EXPORTS

GROUP / SUBGROUP	1992 DT = 100 KG	1991	1992 1 000 DM	1991	1992 1 000 \$	1991
0451 RYE, UNMILLED	9 810 911	2 863 165	173 835	38 477	112 364	23 455
2 OATS, UNMILLED	244 682	477 044	10 533	17 822	6 694	10 511
3 GRAIN SORGHUM, UNMILLED	2 180	1 464	153	84	96	50
9 BUCKWHEAT ETC. UNMILLED	126 600	82 686	4 638	3 422	3 118	2 147
046 MEAL, FLOUR OF WHEAT, MSLN	7 131 524	6 791 221	336 645	247 118	215 332	149 028
1 FLOUR OF WHEAT, MESLIN	6 936 389	6 622 143	319 345	231 432	204 218	139 484
2 GROATS, MEAL, PELLTS, WHEAT	195 135	169 078	17 300	15 686	11 114	9 544
047 OTHER CEREAL MEAL, FLOURS	1 743 042	1 980 371	57 798	63 359	36 716	37 964
1 OTHER CEREAL FLOURS	547 394	370 392	27 336	24 207	17 217	14 246
2 CEREAL GROAT, MEAL, PELLTS	1 195 648	1 609 979	30 462	39 152	19 499	23 718
048 CEREAL PREPARATIONS	7 674 569	7 172 073	1 988 654	1 933 378	1 278 318	1 166 628
1 CEREAL GRAINS, PREPRD NES	1 262 744	1 015 041	360 234	319 877	231 337	193 379
2 MALT, INCL. MALT FLOUR	2 923 466	2 731 266	168 809	160 456	108 057	96 537
3 PASTA, UNCOOKED, UNPREPRD.	278 044	174 338	51 353	47 019	32 833	28 628
4 BREAD, BAKED GOODS	2 869 096	3 008 441	1 300 435	1 340 616	836 734	808 583
5 MIXES, DOUGHS FOR 048.4	341 219	242 987	107 823	65 410	69 357	39 501
054 VEGETABLES	10 521 826	13 464 780	631 200	783 293	402 626	477 116
1 POTATOES, FRESH, CHILLED	7 579 919	10 927 978	138 997	279 172	90 425	168 105
2 LEGUMES, DRIED, SHELLD	139 174	202 204	18 210	30 180	11 426	18 809
4 TOMATOES, FRESH, CHILLED	29 223	23 032	5 017	4 834	3 147	2 902
5 OTH. FRSH, CHLL. VEGETABLES	1 037 899	1 106 803	92 770	99 003	59 687	59 442
6 VEGETABLES FROZEN	385 406	385 841	72 698	62 018	46 537	37 601
7 VEGETABLES PROV. PRESVRD	30 846	33 190	11 564	16 733	7 348	10 275
8 VEG. PRODUCTS, ROOTS, TUBRS	1 319 359	785 732	291 944	291 353	184 056	179 982
056 VEGETABLES, PRPD, PRSVD, NES	1 695 160	1 886 757	482 270	490 215	309 945	296 471
1 VEGETABLES, DRIED	104 054	228 759	87 073	107 941	55 850	65 254
4 FRUIT, VEG. FLOUR, MEAL, FLK	116 742	121 555	30 002	26 471	19 261	16 025
6 VEGETABLE, UNPICKLED FRZN	397 786	355 696	76 973	59 085	49 679	35 813
7 VEG. PREPARED, PRESVRD, NES	1 076 578	1 180 747	288 222	296 718	185 155	179 379
057 FRUIT, NUTS EXCL. OIL NUTS	2 193 164	2 700 335	455 624	512 346	291 862	309 402
1 ORANGES, ETC.	183 854	212 569	16 774	21 562	10 746	13 294
2 OTH. CITRUS, FRESH, DRIED	73 905	87 294	8 110	10 123	5 279	6 053
3 BANANAS, FRESH OR DRIED	624 261	595 797	61 392	64 395	39 000	38 845
4 APPLES, FRESH	420 010	840 883	45 542	78 683	28 510	48 608
5 GRAPES, FRESH OR DRIED	74 655	115 877	15 661	23 086	10 157	13 985
6 FIGS, FRESH OR DRIED	8 546	11 897	2 887	4 132	1 835	2 512
7 EDIBLE NUTS FRESH, DRIED	357 938	360 676	203 099	187 165	130 243	113 210
9 FRUIT, FRESH, DRIED, NES	449 935	475 342	102 159	123 200	66 092	72 895
058 FRUIT, PRESERVED, PREPARED	1 510 296	1 515 683	556 460	542 389	357 206	326 971
1 JAMS, JELLIES, MARMALADES	225 222	275 658	66 077	65 937	42 290	39 742
2 FRUIT, NUTS PROV. PRESVRD	4 427	10 075	1 841	2 503	1 185	1 522
3 FRUIT, NUTS, FROZEN	333 916	299 503	78 049	68 957	50 301	41 563
9 FRUIT, NUTS, PRSVD, PPD, NES	946 731	930 447	410 493	404 992	263 430	244 144
059 FRUIT, VEGETABLE JUICES	3 262 049	3 347 765	611 933	630 497	390 881	380 332
1 ORANGE JUICE	1 242 527	1 119 707	145 545	149 476	93 249	90 601
2 GRAPEFRUIT JUICE	78 436	85 585	11 080	14 017	7 130	8 438
3 JUICE, OTHER CITRUS FRUIT	16 527	12 763	3 239	3 736	2 090	2 246
9 JUICES, OTHER THAN CITRUS	1 924 559	2 129 710	452 069	463 268	288 412	279 047
061 SUGARS, MOLASSES, HONEY	17 734 420	19 944 533	1 247 351	1 328 453	799 345	811 030
1 SUGARS, BEET OR CANE, RAW	891 693	1 819 565	84 517	180 713	55 492	108 565
2 OTHER BEET, CANE SUGAR	13 476 860	14 514 451	887 628	898 991	567 241	551 795
5 MOLASSES	1 171 377	1 501 133	18 704	17 850	12 161	11 060
6 NATURAL HONEY	132 274	119 713	47 664	41 775	30 415	25 320
9 OTHER SUGARS	2 062 216	1 989 671	208 838	189 124	134 036	114 290
062 SUGAR CONFECTIONERY	1 091 785	935 014	505 496	438 234	325 283	263 534
1 FRUIT, ETC. PRSVD. BY SUGAR	3 737	3 257	2 578	1 983	1 672	1 179
2 SUGAR CONFECTIONERY	1 088 048	931 757	502 918	436 251	323 611	262 355
071 COFFEE, COFFEE SUBSTITUTE	1 627 289	1 619 219	974 882	975 842	625 499	589 942
1 COFFEE, NOT ROASTED	805 770	839 512	247 316	284 062	158 012	171 117
2 COFFEE, ROASTED	583 615	555 661	342 377	310 264	219 996	187 962
3 EXTRACTS, ETC. OF COFFEE	237 904	224 046	385 189	381 516	247 491	230 863
072 COCOA	1 213 048	1 064 498	411 325	391 948	263 665	237 540
1 COCOA BEANS	51 464	9 225	8 665	1 754	5 556	1 093
2 COCOA POWDER, UNSWEETENED	388 781	312 903	92 987	76 660	60 000	46 406
3 COCOA PASTE	393 176	354 232	120 412	116 942	77 457	70 864
4 COCOA BUTTER, FAT OR OIL	315 351	314 176	188 156	195 937	119 945	118 781
5 COCOA SHELLS, HUSKS, SKINS	64 276	73 962	1 105	655	707	396
073 CHOCOLATE, OTH. COCOA PREP	1 830 380	1 587 169	1 096 939	961 644	707 792	584 368
1 COCOA POWDER, SWEETENED	154 621	83 902	56 228	38 061	36 346	23 142
2 OTH. COCOA PREP. OVER 2KG.	269 545	217 480	105 057	84 073	67 371	50 960
3 OTH. COCOA PREP. LESS 2KG.	623 201	504 533	426 577	347 859	275 143	210 827
9 FOOD PREP. WITH COCOA, NES	783 013	781 254	509 077	491 651	328 932	299 439
074 TEA AND MATE	79 718	84 779	88 975	86 045	56 966	51 936
1 TEA WHETH OR NOT FLAVOUR	67 749	71 354	68 063	70 005	43 632	42 295
3 MATE; EXTRACTS, ETC. OF TEA	11 969	13 425	20 912	16 040	13 334	9 641
075 SPICES	112 094	138 070	100 168	100 042	64 168	60 392
1 PEPPER, DRY, CRUSHD, GROUND	41 676	62 286	31 875	35 504	20 396	21 683



4 IMPORTS AND EXPORTS (SPECIAL TRADE) BY GROUPS AND SUBGROUPS OF THE SITC-REV. III  
4.2 EXPORTS

GROUP / SUBGROUP	1992 DT = 100 KG	1991	1992 1 000 DM	1991	1992 1 000 \$	1991
0752 SPICES,EX.PEPPER,PIMENTO	70 418	75 784	68 293	64 538	43 772	38 709
081 ANIMAL FEED STUFF	44 355 288	40 832 578	2 253 541	1 987 398	1 447 497	1 205 972
1 HAY, FODDER, GREEN OR DRY	3 423 111	3 233 270	66 257	49 760	42 551	30 024
2 BRAN, SHARPS, OTH. RESIDUES	2 774 390	2 424 617	73 347	55 965	47 093	33 850
3 OIL-CAKE, OILSEED RESIDUE	20 076 033	17 240 827	625 850	538 668	401 594	326 545
4 FLR. ETC. MEAT, FSH, AN. FEED	2 473 145	2 194 770	166 337	142 867	106 614	86 911
5 VEGETABLE RESIDUES, WASTE	4 265 328	4 502 841	57 235	57 109	37 026	34 396
9 FOOD WASTE, ANIMAL FEEDS	11 343 281	11 236 253	1 264 515	1 143 029	812 619	694 246
091 MARGARINE AND SHORTENING	1 421 779	966 031	227 005	157 311	145 952	95 289
098 EDIBLE PROD. PREPRTNS, NES	4 125 926	3 848 683	1 817 809	1 625 094	1 165 313	980 777
1 HOMOGENIZED FOOD PREPRTNS	137 631	127 226	62 301	54 727	39 925	33 014
4 SAUCE, SEASONING, CONDIMENT	931 510	808 560	213 263	180 905	137 172	108 796
5 SOUPS AND BROTHS	166 038	113 184	79 252	59 139	50 728	36 133
6 YEASTS	239 938	176 244	25 022	26 066	16 055	15 655
9 FOOD PREPARATIONS, NES	2 650 809	2 622 469	1 437 971	1 304 197	921 433	787 179
111 NON-ALCOHOL. BEVERAGE, NES	81 038 420	82 052 890	422 946	433 491	271 994	258 424
112 ALCOHOLIC BEVERAGES	10 227 654	9 075 144	1 982 062	1 730 687	1 275 222	1 037 232
1 WINE OF FRESH GRAPES	3 009 789	2 513 564	818 809	736 662	526 953	442 040
2 FERMENTED BEVERAGES, NES	129 143	106 339	34 926	27 278	22 409	16 420
3 BEER ETC. MADE FROM MALT	6 483 473	6 173 872	870 447	803 320	560 367	480 349
4 SPIRITS	605 249	281 369	257 880	163 427	165 493	98 423
121 TOBACCO, UNMANUFACTURED	161 780	206 979	115 053	109 819	73 533	66 533
1 TOBACCO, NOT STRIPPED, ETC	36 400	77 257	15 915	23 276	10 245	14 109
2 TOBACCO, STEMMED, STRIPPED	88 856	85 901	96 788	84 111	61 785	50 950
3 TOBACCO REFUSE	36 524	43 821	2 350	2 432	1 503	1 474
122 TOBACCO, MANUFACTURED	999 430	980 582	2 136 403	1 956 448	1 376 869	1 182 391
1 CIGARS, CHEROOT, CIGARILLO	2 993	3 555	22 368	27 749	14 398	16 823
2 CIGARETTES CONTG. TOBACCO	906 761	900 794	1 992 357	1 828 492	1 284 820	1 104 807
3 OTH. MANUFACTURED TOBACCO	89 676	76 233	121 678	100 207	77 651	60 661
211 HIDES, SKINS (EX. FURS), RAW	1 487 745	1 721 718	406 333	419 463	260 367	254 932
1 BOVINE, EQUINE HIDES, SKIN	1 300 713	1 504 920	345 784	364 057	221 382	221 345
2 WHOLE BOVIN. HIDE (BKG DRY	80 655	74 934	32 559	26 802	20 920	16 312
4 GOAT, KID SKIN, EX. FURSKIN	185	543	182	227	115	136
6 SHEEP SKIN, EXCPT. FURSKIN	68 808	88 186	12 994	12 863	8 361	7 790
7 SHEEP SKIN WITHOUT WOOL	729	2 458	569	830	360	505
9 HIDE, SKIN NES, LTHR. WASTE	36 655	50 677	14 245	14 684	9 229	8 844
212 FURSKINS, RAW	2 087	3 426	29 904	23 981	18 849	14 423
1 MINK SKINS, RAW, WHOLE	1 006	955	22 265	18 641	14 018	11 242
2 OTHER RAW FURSKINS	1 081	2 469	7 637	5 310	4 829	3 164
3 FUR PCS. ETC. FURRIER USE	-	2	2	30	2	17
222 OILSEED (SFT. FIX VEG. OIL)	8 276 811	4 987 160	434 647	332 656	276 400	201 742
1 GROUNDNUTS (PEANUTS)	66 385	95 561	9 923	17 499	6 345	10 592
2 SOYA BEANS	201 195	42 172	8 743	3 613	5 367	2 185
3 COTTON SEEDS	-	-	-	-	-	-
4 SUNFLOWER SEEDS	232 689	331 398	14 932	28 268	9 621	17 180
5 SESAME (SESAMUM) SEEDS	11 599	15 114	2 789	3 660	1 767	2 209
6 RAPE, COLZA, MUSTARD SEEDS	7 764 168	4 502 909	398 184	279 610	253 259	169 573
7 SAFFLOWER SEEDS	775	6	76	6	41	3
223 OILSEED (OTH. FIX. VEG. OIL)	108 434	124 983	13 675	15 503	8 824	9 386
1 COPRA	-	125	-	6	-	3
2 PALM NUTS, PALM KERNELS	-	-	-	-	-	-
4 LINSEED	40 111	13 854	3 493	2 717	2 249	1 653
5 CASTOR OIL SEEDS	9	310	2	61	1	39
7 OIL SEEDS, ETC. NES	21 475	40 257	5 830	6 210	3 751	3 744
9 FLOUR, MEAL, FROM OILSEEDS	46 839	70 437	4 350	6 509	2 823	3 947
231 NATURAL RUBBER, ETC.	102 304	60 642	19 758	12 365	12 739	7 461
1 NATURAL RUBBER LATEX	28 299	14 966	6 641	4 441	4 269	2 665
2 NATURAL RUBBER EXC. LATEX	73 971	45 330	13 092	7 893	8 456	4 777
3 OTHER NATURAL GUMS	34	346	25	31	14	19
232 SYNTHETIC RUBBER, ETC.	4 163 228	4 159 287	799 804	864 071	512 372	522 586
1 SYNTHETIC RUBBER	3 928 665	3 866 921	781 886	842 749	500 857	509 787
2 RECLMD. UNHD. RUBBER; WASTE	234 563	292 366	17 918	21 322	11 515	12 798
244 CORK, NATURAL, RAW; WASTE	678	1 112	513	703	330	426
245 FUEL WOOD, WOOD CHARCOAL	76 393	97 454	6 442	5 796	4 120	3 479
246 WOOD IN CHIPS, PARTICLES	17 914 697	15 335 990	197 148	166 697	126 828	100 210
1 WOOD IN CHIPS, PARTICLES	6 800 041	5 617 868	65 146	56 761	41 848	34 179
2 SAWDUST, WOOD WASTE, SCRAP	11 114 656	9 718 122	132 002	109 936	84 980	66 031
247 WOOD ROUGH, ROUGH SQUARED	42 426 602	59 222 824	608 000	858 961	389 192	517 454
248 WOOD, SIMPLY WORKED	8 663 358	8 840 489	683 723	727 230	438 010	438 716
1 RAILWAY, TRAMWAY SLEEPERS	142 950	171 336	9 312	7 883	5 864	4 714
2 WOOD, CONIFER, SAWN	5 795 927	5 687 736	341 926	358 687	218 848	216 014



4 IMPORTS AND EXPORTS (SPECIAL TRADE) BY GROUPS AND SUBGROUPS OF THE SITC-REV. III  
4.2 EXPORTS

GROUP / SUBGROUP	1992 DT = 100 KG	1991	1992 1 000 DM	1991	1992 1 000 \$	1991
2483 WOOD, CONIF, WORKED, SHAPED	405 734	419 826	86 665	96 470	55 664	58 148
4 WOOD, NON-CONIFER, SAWN	2 213 167	2 445 223	200 227	209 422	128 014	126 779
5 WOOD, NON-CONIF. WRKD, SHPD	106 180	116 368	45 593	54 768	29 620	33 061
251 PULP AND WASTE PAPER	21 060 621	20 342 344	510 544	461 535	328 623	278 523
1 WASTE, SCRAP PAPER, PBOARD	18 853 041	18 216 078	271 452	223 114	174 830	134 727
2 MECHANICAL WOOD PULP	56 277	30 793	2 643	1 444	1 702	879
3 CHEM. WOOD PULP, DISSOLVING	21 833	229 152	2 215	22 379	1 421	13 784
4 CHEM. WOOD PULP, SODA, UNBL	3 090	1 757	216	166	144	104
5 CHEM. WOOD PULP, SODA, BLCH	54 996	46 870	6 278	5 268	4 026	3 213
6 CHEM. WOOD PULP, SULPHITE	1 820 947	1 677 032	186 556	178 563	119 945	107 429
9 SEMI-CHEMICAL PULPS	250 437	140 662	41 184	30 601	26 555	18 387
261 SILK	13 416	12 437	51 584	56 808	33 254	34 126
263 COTTON	691 797	692 471	144 766	162 359	92 470	97 980
1 COTTON, NOT CARDED, COMBED	252 360	215 786	68 229	74 510	43 630	44 688
2 COTTON LINTERS	201 655	192 340	39 610	43 396	25 239	26 320
3 COTTON WASTE	231 756	276 190	34 118	41 765	21 811	25 357
4 COTTON, CARDED OR COMBED	6 026	8 155	2 809	2 688	1 790	1 615
264 JUTE, OTH. TEXTL. BAST FIBR	1 673	7 605	390	733	248	446
1 JUTE, TEXTL. BAST FIBR. RAW	359	2 997	108	324	69	194
9 OTHER JUTE ETC.	1 314	4 608	282	409	179	252
265 VEGETABLE TEXTILE FIBRES	16 289	26 006	3 180	3 930	2 030	2 345
1 FLAX, WASTE FLAX	8 805	16 098	1 241	1 763	797	1 057
2 TRUE HEMP, WASTE TRUE HMP	201	357	510	637	324	374
4 SISAL, AGAVE FIBRES, WASTE	3 339	4 476	234	324	145	196
5 ABACA, MANILA HEMP, WASTE	42	19	39	8	26	1
7 COCONUT FIBRE AND WASTE	2 682	4 229	404	685	255	410
8 VEG. TEXTILE FIBRES, NES	1 220	827	752	513	483	307
266 SYNTHETIC FIBRES	3 720 028	3 444 523	1 246 019	1 221 251	797 032	741 345
267 OTHER MAN-MADE FIBRES	1 141 357	1 192 270	422 303	457 088	270 486	276 319
1 ARTIFICIAL FIBR, SPINNING	670 215	721 807	360 163	395 541	230 822	239 099
2 WASTE, MAN-MADE FIBRES	471 142	470 463	62 140	61 547	39 664	37 220
268 WOOL, OTHER ANIMAL HAIR	557 415	448 039	529 130	396 370	338 598	239 947
1 WOOL, GREASY	95 829	59 208	59 843	10 837	38 822	6 506
2 OTHER WOOL, UNPROCESSED	51 726	51 710	34 436	32 543	21 922	19 801
3 FINE ANIMAL HAIR, UNPROCD	10 053	9 939	30 507	30 374	19 387	18 602
5 HORSEHAIR, CRSE. ANML. HAIR	3 622	3 665	3 492	2 885	2 233	1 742
6 WASTE WOOL, ANIMAL HAIR	94 043	81 443	42 019	38 795	26 818	23 539
7 WOOL, ANIMAL HAIR, CARDED	302 142	242 074	358 833	280 936	229 416	169 757
269 WORN CLOTHING, TEXTL. ARTL	2 625 433	2 564 905	252 482	212 469	161 848	128 041
272 FERTILIZERS, CRUDE	1 036 312	1 412 049	31 181	29 633	19 849	17 992
1 ANIMAL, VEG., FERTILIZERS	317 946	244 583	13 519	9 678	8 571	5 844
2 SODIUM NITRATE	232 526	218 753	13 793	12 088	8 835	7 292
3 NATURAL CALC. PHOSPHATES	6 647	95 165	108	809	71	504
4 CRUDE NATRL. POTASS. SALTS	479 193	853 548	3 761	7 058	2 372	4 352
273 STONE, SAND AND GRAVEL	259 966 535	257 704 296	499 756	486 016	320 707	290 759
1 BUILDING, DIMENSION STONE	7 279 746	6 013 791	28 256	26 002	18 195	15 552
2 GYPSUM, LIMESTONE ETC.	9 614 803	9 197 513	82 427	74 072	52 905	44 617
3 SANDS, NATRL. NOT MTL. BRNG	96 733 183	97 491 522	127 322	126 661	81 604	75 953
4 GRAVEL, CRUSHD. STONE, AGGR	146 338 803	145 001 470	261 751	259 281	168 003	154 637
274 SULPHUR, UNRSTD. IRON PYRS	8 101 824	6 836 398	102 258	122 919	65 161	74 842
1 SULPHUR, EXCLDNG. PURIFIED	7 280 185	6 826 484	99 168	121 642	63 132	74 066
2 IRON PYRITES, UNROASTED	821 639	9 914	3 090	1 277	2 029	776
277 NATURAL ABRASIVES, NES	3 919 413	3 679 474	82 532	87 065	52 756	52 560
1 INDUSTRIAL DIAMONDS	-	-	6 472	14 410	4 160	8 799
2 NATURAL ABRASIVES, NES	3 919 413	3 679 474	76 060	72 655	48 596	43 761
278 OTHER CRUDE MINERALS	122 317 294	130 744 983	885 688	868 022	567 142	525 263
281 IRON ORE, CONCENTRATES	865 510	1 072 665	4 124	4 392	2 636	2 657
282 FERROUS WASTE AND SCRAP	84 411 467	72 510 186	1 370 586	1 394 699	879 839	839 296
1 WASTE, SCRAP OF CAST IRON	3 313 959	2 494 354	45 384	39 322	29 046	23 577
2 WASTE, SCRAP, ALLOY STEEL	3 219 025	3 482 433	330 227	368 967	211 716	221 929
3 OTHR. FERROUS WASTE, SCRAP	77 878 483	66 533 399	994 975	986 410	639 077	593 790
283 COPPER ORES, CONCENTRATES	83 340	10 963	8 191	3 702	5 264	2 159
1 COPPER ORES, CONCENTRATES	82 850	704	8 111	109	5 215	64
2 COPPER MATTES, ETC.	490	10 259	80	3 593	49	2 095
284 NICKEL ORES, CONCTR, MATTE	57	42	45	25	28	18
1 NICKEL ORES, CONCENTRATES	41	23	22	13	14	9
2 NICKEL MATTES, SINTRS. ETC	16	19	23	12	14	9
285 ALUMINIUM ORE, CONCTR. ETC	2 431 624	4 374 722	201 795	227 615	129 117	137 399
1 ALUMINIUM ORE, CONCENTRAT	398 181	1 984 949	10 090	15 505	6 450	9 383



4 IMPORTS AND EXPORTS (SPECIAL TRADE) BY GROUPS AND SUBGROUPS OF THE SITC-REV. III  
4.2 EXPORTS

GROUP / SUBGROUP	1992 DT = 100 KG	1991	1992 1 000 DM	1991	1992 1 000 \$	1991
2852 ALUMINA(ALUMINIUM OXIDE)	2 033 443	2 389 773	191 645	212 110	122 667	128 016
286 URANIUM,THORIUM ORES,ETC	-	54 777	1	92	1	55
1 URANIUM ORE,CONCENTRATES	-	54 777	1	92	1	55
2 THORIUM ORE,CONCENTRATES	-	-	-	-	-	-
287 ORE,CONCENTR.BASE METALS	908 787	680 482	49 926	47 319	31 664	28 628
288 NON-FERROUS WASTE,SCRAP	8 571 214	8 363 178	1 261 597	1 263 076	808 735	760 505
1 ASH, RESIDUES METALS NES	1 930 686	2 427 338	144 922	194 716	92 359	117 423
2 OTH.NON-FERR.METAL WASTE	6 640 528	5 935 840	1 116 675	1 068 360	716 376	643 082
289 PREC.METAL ORES,CONCTRTS	17 175	15 164	108 372	84 317	70 024	51 014
1 PREC.MTL.ORE,CONCENTRATS	200	-	7	-	5	-
2 PREC.METAL WASTE,SCRAP	16 975	15 164	108 365	84 317	70 019	51 014
291 CRUDE ANIMAL MATERLS.NES	2 379 908	2 457 494	410 052	394 772	263 560	238 360
1 BONE,HORN,IVOR.CORAL,ETC	1 134 631	1 332 206	33 247	31 533	21 380	19 035
9 OTH.ANIMAL MATERIALS NES	1 245 277	1 125 288	376 805	363 239	242 180	219 325
292 CRUDE VEG.MATERIALS, NES	1 479 689	1 550 847	1 080 657	1 062 867	687 816	650 107
321 COAL,NOT AGGLOMERATED	16 468 343	35 315 843	455 045	746 599	293 037	452 718
1 ANTHRACITE,NOT AGGLOMRD	8 499 369	11 473 049	311 060	394 742	199 251	238 680
2 OTH.COAL,NOT AGGLOMERATD	7 968 974	23 842 794	143 985	351 857	93 786	214 038
322 BRIQUETTES,LIGNITE,PEAT	34 722 002	38 372 489	499 858	549 160	320 313	332 674
1 BRIQUETTES,COAL	2 767 606	3 114 158	96 863	102 157	62 594	61 763
2 LIGNITE	9 355 459	13 991 012	141 606	195 862	91 239	119 627
3 PEAT	22 598 937	21 267 319	261 389	251 141	166 480	151 284
325 COKE,SEMI-COKE,RET.CARBON	13 041 160	18 263 438	519 715	669 922	331 858	404 792
333 PETROLEUM OILS, CRUDE	1 733 764	1 203 999	33 053	30 796	22 077	18 275
334 PETROLEUM PRODUCTS	140 118 534	97 548 146	4 319 542	3 852 598	2 776 409	2 328 159
1 MOTOR GASOLINE,LIGHT OIL	32 770 556	26 179 769	1 216 444	1 181 581	782 940	710 670
2 KEROSENE, MEDIUM OILS	17 828 225	16 893 093	683 217	789 734	440 584	481 510
3 GAS OILS	36 043 654	25 573 724	1 117 052	977 397	717 753	588 370
4 FUEL OILS, NES	49 099 593	24 690 309	770 942	373 734	493 772	226 779
5 LUBRICANTS	4 376 506	4 211 251	531 887	530 152	341 360	320 830
335 RESIDUAL PETROL.PRODUCTS	18 653 717	20 260 759	763 442	844 034	491 253	508 673
1 PETROLEUM JELLY, WAX ETC	2 254 545	2 240 175	284 030	285 220	182 719	172 792
2 MINERAL TARS AND PRODUCT	2 406 739	3 883 795	79 545	125 063	50 891	75 804
3 MINERAL TAR PITCH,P.COKE	3 250 925	3 131 712	122 087	125 161	78 113	75 829
4 PETROLM.BITUMEN,COKE,ETC	10 741 508	11 005 077	277 780	308 590	179 530	184 248
342 LIQUEFIED PROPANE,BUTANE	5 038 658	4 180 646	149 594	161 874	95 823	98 953
1 PROPANE, LIQUEFIED	1 747 447	1 231 123	54 493	57 552	34 800	35 767
5 BUTANES, LIQUEFIED	3 291 211	2 949 523	95 101	104 322	61 023	63 186
343 NATURAL GAS	13 598 413	11 532 140	431 035	396 873	275 927	243 337
1 NATURAL GAS, LIQUEFIED	605	1 241	78	173	50	103
2 NATURAL GAS, GASEOUS	13 597 808	11 530 899	430 957	396 700	275 877	243 234
344 PETROLEUM GASES, NES	1 651 276	1 333 866	39 808	40 467	25 325	24 718
1 ETHYLENE,ETC., LIQUEFIED	816 736	576 085	28 684	28 331	18 199	17 454
2 GAS.HYDROCARBON,LIQ.,NES	80 452	122 071	4 341	5 287	2 769	3 158
9 GAS.HYDROCARBON,GAS.,NES	754 088	635 710	6 783	6 849	4 357	4 106
345 COAL GAS,WATER GAS, ETC.	-	-	-	-	-	-
351 ELECTRIC CURRENT, MWH	16 183 271	16 153 181	1 028 657	1 032 821	653 453	629 875
411 ANIMAL OILS AND FATS	2 304 352	3 052 475	168 387	188 815	107 971	113 914
1 FAT,OIL,FISH,MAR.MAMMALS	87 377	74 757	6 496	5 966	4 118	3 586
2 LARD;OTH.PIG,POULTRY FAT	677 428	902 673	49 143	55 126	31 564	33 280
3 ANIMAL OIL,FAT,GREAS.NES	1 539 547	2 075 045	112 748	127 723	72 289	77 048
421 FIXED VEG.FAT,OILS, SOFT	9 052 857	9 461 961	683 589	735 787	436 066	448 747
1 SOYA BEAN OIL, FRACTIONS	1 992 489	1 787 308	146 929	146 461	94 369	88 850
2 COTTON SEED OIL,FRACTION	1 845	1 090	283	176	178	107
3 GROUNDNUT OIL, FRACTIONS	5 604	5 046	1 120	1 162	705	697
4 OLIVE OIL ETC.	10 841	11 077	3 422	3 419	2 181	2 046
5 SUNFLOWER SEED OIL, ETC.	495 421	409 844	49 741	47 002	31 552	28 749
6 MAIZE(CORN)OIL,FRACTIONS	76 518	91 140	11 002	13 376	7 036	8 164
7 RAPE,COLZA,MUSTARD OIL	6 467 011	7 151 813	469 901	522 621	299 298	319 181
8 SESAME OIL, FRACTIONS	3 128	4 643	1 191	1 570	747	953
422 FIXED VEG.FAT,OILS,OTHER	891 517	912 178	101 285	102 987	64 760	62 376
1 LINSEED OIL, FRACTIONS	316 589	341 926	24 299	33 750	15 541	20 634
2 PALM OIL, FRACTIONS	216 384	227 828	21 504	20 383	13 843	12 251
3 COCONUT OIL, FRACTIONS	178 359	198 747	23 391	20 879	14 960	12 589
4 PALM KERNEL OIL, FRACNTS	48 364	38 140	6 627	3 034	4 193	1 836
5 CASTOR OIL, FRACTIONS	56 631	63 190	8 866	10 656	5 647	6 462
9 OTH.FIXD VEG.FAT,EX.SOFT	75 190	42 347	16 598	14 285	10 576	8 594



4 IMPORTS AND EXPORTS (SPECIAL TRADE) BY GROUPS AND SUBGROUPS OF THE SITC-REV. III  
4.2 EXPORTS

GROUP / SUBGROUP	1992 DT = 100 KG	1991	1992 1 000 DM	1991	1992 1 000 \$	1991
431 ANIMAL,VEG.FATS,OILS,NES	5 529 696	4 777 100	543 873	465 383	348 851	281 651
1 FAT,OIL,ANIMAL,VEG.PROCD	1 749 169	1 638 898	137 250	120 275	88 223	72 760
2 FAT,OIL,AN,VG.PRTLY,PRCD	1 257 383	1 329 051	165 150	164 098	105 972	99 304
3 FATTY ACID,ETC.FROM WAX	2 509 648	1 797 036	234 096	173 976	149 987	105 340
4 WAXES,ANIMAL,VEG. ORIGIN	13 496	12 115	7 377	7 034	4 669	4 247
511 HYDROCARBONS,NES,DERIVTS	20 662 857	20 641 841	1 685 131	1 833 337	1 083 579	1 115 717
1 ACYCLIC HYDROCARBONS	3 637 620	3 711 724	229 510	274 023	148 021	167 464
2 CYCLIC HYDROCARBONS	9 551 008	10 265 602	721 395	835 054	464 378	507 768
3 HALOGEN.DERV. HYDROCARBON	7 035 840	6 155 904	625 695	617 800	401 656	375 448
4 SULPH.ETC.DERV.HYDROCARB	438 389	508 611	108 531	106 460	69 524	65 037
512 ALCOHOL,PHENOL,ETC.DERIV	16 562 522	16 202 010	2 368 880	2 565 715	1 519 657	1 553 474
1 ACYCLIC MONOHYDRIC ALCHL	8 709 094	8 370 601	1 037 735	1 101 771	666 466	667 050
2 OTH.ACYCLIC ALCOHOL,DERV	4 669 866	4 516 453	748 264	803 696	479 696	485 925
3 CYCLIC ALCOHOLS,DERIVATS	106 017	94 123	92 182	91 785	58 967	55 309
4 PHENOLS,PHENOL-ALCH.DERV	3 077 545	3 220 833	490 699	568 463	314 528	345 190
513 CARBOXYLIC ACIDS,DERIVTS	12 536 510	12 293 140	2 513 980	2 650 021	1 608 632	1 602 526
514 NITROGEN-FUNCT.COMPOUNDS	7 662 706	7 147 965	4 090 671	4 197 087	2 619 647	2 535 900
515 ORGANO-INORGANIC COMPNDNS	2 975 962	2 914 473	4 578 584	4 360 968	2 924 601	2 644 995
516 OTHER ORGANIC CHEMICALS	10 504 632	10 304 317	2 346 477	2 431 304	1 502 669	1 470 709
1 ETHER,ALCHL PEROXIDE,ETC	6 238 165	6 298 632	941 356	1 035 135	603 082	627 447
2 ALDEHYDE ETC FNCT CMPNDS	3 782 207	3 464 214	839 527	809 575	537 377	490 151
3 ESTRS,INORGANIC ACID,ETC	382 590	440 958	234 361	270 079	150 074	162 586
9 ORGANIC CHEMICALS, NES	101 670	100 513	331 233	316 515	212 136	190 525
522 INORGANIC CHEM.ELEMENTS	39 964 924	39 977 055	2 587 341	2 740 192	1 657 680	1 656 502
1 CARBON NES,CARBON BLACK	1 314 906	1 338 049	221 927	229 008	142 205	138 825
2 OTHER CHEMICAL ELEMENTS	1 367 675	1 792 114	232 440	259 977	149 191	156 594
3 INORGANIC ACID,OXIDE ETC	13 440 293	12 509 913	581 776	615 491	372 965	371 765
4 HALOG.SULPH.COMP.NON-MTL	710 908	756 112	125 411	132 841	80 304	80 389
5 ZINC,CHROM.IRON ETC.OXID	2 395 360	2 326 104	626 769	609 882	401 708	368 312
6 OTH.INORGAN.BASES,OXIDES	20 735 782	21 254 763	799 018	892 983	511 307	540 623
523 METAL. SALTS, INORGAN.ACID	21 026 451	23 906 112	1 701 677	1 776 786	1 088 595	1 074 545
1 FLUORIDES ETC.	439 441	371 542	126 726	149 173	81 012	90 349
2 CHLORIDE,BROMIDE,IODIDES	2 948 557	5 167 727	175 852	198 465	112 248	119 740
3 HYPOCHLORITES, ETC.	445 123	394 861	39 914	33 352	25 582	19 996
4 SULPHIDES,SULPHATES ETC.	5 082 882	5 399 841	408 202	413 754	261 240	250 071
5 NITRITES; NITRATES	490 730	368 086	49 553	37 680	31 699	22 654
6 PHOSPHITES,PHOSPHATE,ETC	1 926 814	2 225 562	303 125	333 577	194 169	201 877
7 CARBONATES,PERCARBONATES	7 559 994	8 031 001	340 020	346 720	217 358	210 067
8 OTH.METL.SALT,INORG.ACID	2 132 910	1 947 492	258 285	264 065	165 287	159 791
524 OTHER CHEMICAL COMPOUNDS	1 135 221	1 285 837	614 441	693 955	393 259	418 926
525 RADIO-ACTIVE MATERIALS	24 707	23 592	353 442	769 580	227 411	477 030
1 RADIO-ACTIVE CHEMICALS	22 173	20 304	344 015	759 169	221 431	470 744
9 STBL.ISOTOPE;RARE EARTHS	2 534	3 288	9 427	10 411	5 980	6 286
531 SYNTH.COLOURS,LAKES,ETC.	1 757 418	1 712 558	3 748 565	3 718 249	2 402 720	2 243 579
1 SYNTH.ORGANIC DVESTUFFS	1 209 360	1 205 295	3 360 377	3 346 049	2 153 936	2 018 987
2 SYNTH.BRIGHTENERS,LAKES	548 058	507 263	388 188	372 200	248 784	224 592
532 DYEING,TANNING MATERIALS	1 023 812	1 035 066	240 113	241 971	153 634	146 424
533 PIGMENTS, PAINTS, ETC.	11 362 432	11 733 761	4 902 928	4 758 554	3 146 575	2 873 975
1 OTHER COLOURING MATTER	2 721 585	2 740 902	1 059 320	1 099 939	679 286	666 035
2 PRINTING INK	808 333	728 912	626 746	556 710	402 842	336 393
4 PAINTS,VARNISHES ETC.	3 188 323	2 979 478	2 149 056	2 003 889	1 378 736	1 209 350
5 GLAZE,ENAMEL,DRIERS ETC.	4 644 191	5 284 469	1 067 806	1 098 016	685 711	662 197
541 MEDICINES,ETC.EXC.GRP542	540 353	539 088	4 766 934	4 342 171	3 056 005	2 624 133
1 PROVITAMINS,VITAMINS,ETC	221 929	233 149	877 399	826 370	562 689	499 691
3 ANTIBIOTICS,EXCPT GRP542	33 009	28 751	332 569	328 248	212 149	198 561
4 VEG.ALKALOID,EXC.GRP542	70 819	72 262	548 218	499 407	351 563	301 864
5 HORMONES,ETC.EXCP.GRP542	1 946	2 230	390 892	386 742	250 788	234 050
6 GLYCOSIDES; GLANDS ETC.	37 914	36 442	1 104 685	873 116	707 460	527 359
9 PHARM.GOODS,EXC.MEDCMNTS	174 737	166 254	1 513 171	1 428 288	971 356	862 608
542 MEDICAMENTS	1 051 101	1 095 162	6 872 670	6 535 803	4 405 150	3 950 993
1 MEDICAMENTS,ANTIBIOTICS	28 848	30 189	337 808	350 902	216 574	210 997
2 MEDICAMENTS,HORMONES ETC	27 111	23 437	649 394	576 979	416 168	350 441
3 MEDICAMENTS,ALKALOID.ETC	15 357	11 762	141 973	136 110	91 003	82 282
9 MEDICAMENTS, NES	979 785	1 029 774	5 743 495	5 471 812	3 681 405	3 307 273
551 ESSNTL.OIL,PERFUME,FLAVR	304 405	291 975	727 854	699 276	466 595	422 791
553 PERFUMERY,COSMETICS,ETC.	1 847 000	1 591 403	2 254 141	1 861 484	1 446 048	1 125 549
1 PERFUMES, TOILET WATERS	41 268	32 374	265 217	182 345	171 121	109 918
2 COSMETICS,MAKE-UP ETC.	326 494	295 863	782 184	672 510	500 885	407 361
3 PREPARATIONS FOR HAIR	664 822	565 624	476 768	444 465	305 555	268 914
4 PREP.ORAL,DENTAL HYGIENE	305 920	274 808	241 604	195 083	155 241	117 752
5 TOILETRIES, ETC.	508 496	422 734	488 368	367 081	313 246	221 604



4 IMPORTS AND EXPORTS (SPECIAL TRADE) BY GROUPS AND SUBGROUPS OF THE SITC-REV. III  
4.2 EXPORTS

GROUP / SUBGROUP	1992 DT = 100 KG	1991	1992 1 000 DM	1991	1992 1 000 \$	1991
554 SOAP,CLEANERS,POLISH,ETC	9 078 762	9 132 747	2 486 166	2 495 669	1 595 874	1 508 784
1 SOAP	536 499	572 208	206 391	206 677	132 812	125 234
2 DETERGENTS,EXCEPT SOAP	8 097 793	8 125 880	2 113 675	2 131 447	1 356 387	1 288 393
3 POLISHES,CREAMS,ETC.	444 470	434 659	166 100	157 545	106 675	95 157
562 FERTILIZER,EXCEPT GRP272	72 117 262	65 502 200	1 570 975	1 446 595	1 001 207	877 780
1 NITROGENOUS CHEM.FERTLZR	19 871 080	12 517 124	371 261	285 067	235 854	174 640
2 PHOSPHATIC CHEM.FERTLZRS	483 257	736 101	10 192	9 037	6 470	5 493
3 POTASSIC CHEM.FERTILIZER	45 351 594	48 453 751	927 526	964 993	592 075	583 128
9 FERTILIZERS, NES	6 411 331	3 795 224	261 996	187 498	167 008	114 519
571 POLYMERS OF ETHYLENE	10 503 134	10 338 266	1 561 914	1 854 240	1 000 852	1 125 586
1 POLYETHYLENE	9 065 350	9 172 021	1 288 797	1 564 804	825 646	949 770
2 ETHYL-VINYL ACET.COPOLYM	448 989	439 532	91 149	104 594	58 372	63 458
9 OTH.POLYMERS OF ETHYLENE	988 795	726 713	181 968	184 842	116 834	112 358
572 POLYMERS OF STYRENE	6 143 725	5 879 875	1 412 733	1 550 267	903 991	938 160
1 POLYSTYRENE	3 256 063	3 637 536	678 666	874 160	434 404	527 878
9 OTHER STYRENE POLYMERS	2 887 662	2 242 339	734 067	676 107	469 587	410 282
573 POLYMERS,VINYL CHLORIDE	7 470 627	7 693 725	1 424 797	1 572 144	912 654	951 455
1 POLYVINYL CHLORIDE	6 318 422	6 551 997	1 026 066	1 163 276	657 126	704 623
9 OTH.VINYL CHLD.COPOLYMER	1 152 205	1 141 728	398 731	408 868	255 528	246 832
574 POLYACETAL,POLYCARBONATE	7 065 770	6 338 490	2 764 101	2 682 287	1 769 479	1 622 152
1 POLYACETAL,OTH.POLYETHRS	2 331 979	2 042 119	857 474	826 975	548 681	500 474
2 EPOXIDE RESINS	702 449	690 498	363 885	368 670	233 698	222 051
3 POLYCARBONATES, ETC.	4 031 342	3 605 873	1 542 742	1 486 642	987 100	899 627
575 OTH.PLASTIC,PRIMARY FORM	22 960 064	21 303 458	7 235 516	7 163 359	4 637 374	4 325 428
1 PROPYLENE POLYMERS ETC.	5 007 157	4 470 246	758 136	754 679	486 650	457 488
2 ACRYLIC POLYMERS	4 975 882	4 480 874	1 429 185	1 340 683	916 982	809 271
3 POLYAMIDES	2 211 721	2 203 191	1 092 720	1 153 243	699 528	697 218
4 AMINO,PHENOLIC RESIN ETC	5 969 484	5 441 241	1 332 712	1 349 419	853 764	814 804
5 CELLULOSE ETC. NES	731 500	768 814	495 519	494 671	317 228	297 278
9 PLASTICS, NES	4 064 320	3 939 092	2 127 244	2 070 664	1 364 222	1 249 369
579 PLASTIC WASTE, SCRAP ETC	1 619 649	1 723 621	105 308	111 364	67 573	67 268
1 WASTE,ETHYLENE POLYMERS	650 997	769 622	28 620	32 927	18 429	19 995
2 WASTE,STYRENE POLYMERS	52 133	62 883	3 759	5 429	2 410	3 266
3 WASTE,VINYL CHLORIDE POL	325 930	298 868	13 384	13 130	8 609	7 935
9 OTHR.PLASTIC WASTE,SCRAP	590 589	592 248	59 545	59 878	38 125	36 072
581 PLASTIC TUBE,PIPE,HOSE	1 256 302	1 277 267	1 266 799	1 189 173	813 286	716 378
1 ARTIFIC. SAUSAGE CASINGS	81 005	87 478	198 468	183 987	127 734	110 969
2 TUBES,PIPES,HOSES, RIGID	551 581	584 661	298 490	310 282	191 783	186 446
3 FLEXIBLE TUBE,PIPE,HOSES	25 560	25 317	38 319	32 847	24 624	19 834
4 TUBE,NOT REINF.NO FITTINGS	302 006	294 797	314 143	281 756	201 678	169 582
5 TUBE,NOT REINF.,FITTINGS	26 736	34 724	30 087	28 918	19 249	17 369
6 OTH.TUBES,PIPES,HOSES	95 125	69 651	87 741	64 587	55 861	38 941
7 FITTINGS FOR TUBE,PLASTIC	174 289	180 639	299 551	286 796	192 357	173 237
582 PLASTIC PLATE,SHEETS,ETC	8 749 368	8 205 315	5 865 620	5 936 228	3 758 677	3 588 877
1 PLSTC SHEET ETC.SELF-ADH	506 294	461 443	581 106	551 693	372 615	333 334
2 OTH.PLATE,SHEET,ETC.	6 897 000	6 170 210	3 848 803	3 928 533	2 465 249	2 376 191
9 OTH.PLATES,ETC.PLASTIC	1 546 074	1 573 662	1 435 711	1 456 002	920 813	879 352
583 MONOFILAMENT OF PLASTICS	1 329 214	1 279 513	873 955	849 245	561 624	512 785
1 MONOFILAMENT,OF ETHYLENE	18 335	16 248	18 707	16 821	12 029	10 191
2 MONOFILAMENT,VINYL CHLRD	1 170 142	1 145 740	689 104	676 637	442 982	408 541
9 MONOFILAMENT,OTH.PLASTIC	140 737	117 525	166 144	155 787	106 613	94 053
591 INSECTICIDES, ETC.	1 633 108	1 761 261	2 283 699	2 386 001	1 451 712	1 451 489
1 INSECTICIDES,RETAIL SALE	204 163	272 897	391 952	429 687	249 804	259 520
2 FUNGICIDES, RETAIL SALE	555 238	569 802	786 421	850 226	499 618	517 951
3 HERBICIDES, RETAIL SALE	484 709	534 391	841 893	864 971	533 532	528 410
4 DISINFECTANT,ETC.RETAIL	388 998	384 171	263 433	241 117	168 758	145 608
592 STARCHES,INULIN,ETC.	5 793 771	5 808 991	1 341 100	1 276 447	861 222	771 016
1 STARCHES,INULIN, GLUTEN	2 933 657	2 960 213	226 776	214 768	145 839	130 035
2 ALBUMINOIDAL SUBSTS. ETC	2 860 114	2 849 778	1 114 324	1 061 679	715 383	640 981
593 EXPLOSIVES,PYROTECHNICS	181 913	199 630	192 942	186 002	124 138	111 809
1 PROPELLNT,PRPD.EXPLOSIVE	110 652	108 218	48 921	47 718	31 237	28 586
2 DETONATORS,FUSES ETC.	9 279	8 187	65 205	43 945	41 943	26 814
3 FIREWORKS,FLARES,ETC.	61 982	83 225	78 816	94 339	50 958	56 609
597 PREPRD ADDITIVES,LIQUIDS	2 821 984	2 854 824	1 011 354	1 039 102	649 006	629 037
598 MISC.CHEMICAL PRODTS.NES	27 864 950	28 053 967	6 963 872	6 946 401	4 467 134	4 198 498
1 WOOD-,RESIN-BASE CHEM.PR	901 084	1 961 188	71 737	112 090	45 878	67 848
3 ARTIFICIAL,PREPARED WAXS	593 796	534 658	229 198	216 692	147 097	130 877
4 MIXED ALKYLBNZS,ETC.NES	446 719	526 376	61 263	77 800	38 857	47 215
5 CHEM.ELEMENTS FOR ELECTRONC	1 467	1 447	298 428	338 658	192 355	204 524
6 ORGANIC CHEM.PRODCTS,NES	1 961 254	2 162 096	1 122 887	1 167 260	721 170	703 689
8 CATALYSTS,ETC.NES	611 317	552 714	633 962	589 214	406 990	355 765
9 CHEM.PRODUCTS ETC.NES	23 349 313	22 315 488	4 546 397	4 444 687	2 914 787	2 688 480
600 CPL IND PLANT CHAP 69-76	588 714	738 377	689 653	585 748	444 125	356 490



4 IMPORTS AND EXPORTS (SPECIAL TRADE) BY GROUPS AND SUBGROUPS OF THE SITC-REV. III  
4.2 EXPORTS

GROUP / SUBGROUP	1992 DT = 100 KG	1991	1992 1 000 DM	1991	1992 1 000 \$	1991
611 LEATHER	640 975	639 094	1 118 502	1 129 669	717 275	682 801
612 MANUFACT. LEATHER ETC. NES	22 388	24 511	93 577	98 643	60 337	59 340
1 LEATHER BELTING ETC.	710	944	10 056	11 724	6 435	7 051
2 SADDLERY AND HARNESS	13 428	13 765	52 023	54 096	33 540	32 581
9 OTH. LEATHER ARTICLES NES	8 250	9 802	31 498	32 823	20 362	19 708
613 FURSKINS, TANNED, DRESSED	17 207	21 198	236 752	274 373	152 395	163 664
1 WHOLE FURS, NOT ASSEMBLED	9 914	12 657	201 275	238 438	129 689	142 198
2 HEADS, TAILS, PAWS ETC.	6 247	7 479	7 810	7 882	5 009	4 746
3 WHOLE FURS ETC. ASSEMBLED	1 046	1 062	27 667	28 053	17 697	16 720
621 MATERIALS OF RUBBER	1 813 736	1 674 587	1 316 110	1 235 223	844 648	745 704
1 COMPOUNDED RUBBER, UNVULC	977 782	881 922	347 540	321 738	222 869	194 690
2 OTH. FORMS UNVULC. RUBBER	31 494	33 938	29 018	30 525	18 595	18 496
3 VULCANIZED RUBBER	550 602	547 193	400 708	398 872	257 558	240 289
4 VULC. RUBBER TUBES, PIPES	253 858	211 534	538 844	484 088	345 626	292 229
625 RUBBER TYRES, TUBES, ETC.	4 394 840	4 497 610	3 003 331	2 936 141	1 927 895	1 771 974
1 TYRES, PNEUMATIC, NEW, CAR	2 078 573	2 066 077	1 802 106	1 720 172	1 156 802	1 038 221
2 TYRES, PNEUMATIC, NEW, BUS	1 105 409	1 137 292	735 050	740 691	472 513	446 823
3 TYRES, PNEUM. NEW, AIRCRAFT	687	741	1 832	1 377	1 215	835
4 TYRES, PNEUM. NEW, CYCLES	70 678	68 949	93 590	89 386	59 904	54 110
5 OTH NEW PNEUMATIC TYRES	193 524	226 396	120 866	131 164	77 420	79 139
9 OTHER TYRES, TUBES ETC.	945 969	998 155	249 827	253 351	160 041	152 846
629 ARTICLES OF RUBBER, NES	961 654	778 009	1 660 288	1 552 121	1 065 555	937 382
1 HYGIENIC, PHARM. RUBBER ART	24 872	24 442	84 158	83 566	54 080	50 309
2 VULC. RUBBER BELTING	181 593	215 712	341 511	322 744	218 920	195 052
9 HARD RUBBER ETC., NES	755 189	537 855	1 234 619	1 145 811	792 555	692 021
633 CORK MANUFACTURES	21 184	26 015	63 679	61 911	40 769	37 369
1 ARTICLES OF NATURAL CORK	8 556	9 143	34 824	33 591	22 333	20 282
2 AGGLMRTD. CORK, CORK ARTCL	12 628	16 872	28 855	28 320	18 436	17 087
634 VENEERS, PLYWOOD, ETC.	9 684 551	9 894 781	1 240 277	1 267 582	794 409	765 925
1 VENEER, PLYWOOD SHEETS	515 693	536 726	285 643	293 151	182 645	177 348
2 DENSIFIED, RECONSTIT. WOOD	6 347 450	6 567 994	586 043	611 230	375 756	369 201
3 PLYWOOD, SOLELY OF WOOD	225 664	218 766	63 546	62 145	40 717	37 464
4 OTH. PLYWOOD, VNRD. PANELS	511 023	512 482	125 371	125 517	80 314	75 709
5 FIBREBOARD	1 562 092	1 539 197	151 384	148 872	96 922	90 115
9 WOOD, SIMPLY SHAPED, NES	522 629	519 616	28 290	26 607	18 055	16 088
635 WOOD MANUFACTURES, NES	3 128 391	3 027 376	989 479	966 432	635 073	582 417
1 PACKINGS, PALLETS ETC.	1 032 109	993 209	106 011	93 224	67 906	56 235
2 CASKS, BARRELS, ETC. STAVES	10 953	6 948	5 501	4 275	3 500	2 626
3 BUILDERS. JOINERY, WOOD ETC	1 116 238	1 178 315	524 973	559 123	337 450	336 674
4 WOOD, DOMEST. USE EX. FURNIT	61 062	71 818	76 099	83 566	48 679	50 387
9 MANUFACT. ARTCL. WOOD, NES	908 029	777 086	276 895	226 244	177 538	136 495
641 PAPER AND PAPERBOARD	49 740 463	45 263 436	8 406 644	8 606 961	5 393 224	5 201 477
1 NEWSPRINT, ROLLS, SHEETS	4 118 288	3 797 323	392 075	418 698	251 921	253 497
2 PAPER, PAPERBOARD, UNCOATED	9 338 912	8 597 846	1 494 849	1 580 158	958 562	953 966
3 PAPER, PAPERBOARD, COATED, ETC	16 285 410	14 632 645	2 814 235	2 911 000	1 805 875	1 758 331
4 KRAFT PAPER, BOARD, UNCOATED	406 402	489 866	90 113	108 248	57 710	65 637
5 PAPER, PAPERBOARD, UNCTD, BULK	12 415 227	10 655 572	1 199 348	1 172 775	769 497	708 374
6 PAPER, PAPERBOARD, CORRIG, ETC	1 279 810	1 389 779	288 817	315 094	185 059	190 129
7 PAPER, PAPERBOARD, COATED NES	4 999 777	4 739 043	1 686 807	1 650 645	1 082 378	999 320
9 CONVTRD. PAPER, PAPERBOARD, NES	896 637	961 362	440 340	450 343	282 222	272 223
642 PAPER, PAPERBOARD, CUT ETC	13 821 276	13 210 598	5 612 368	5 549 557	3 602 043	3 350 770
1 CONTAINERS, ETC. OF PAPER	5 194 471	4 641 730	1 902 618	1 740 905	1 221 068	1 049 682
2 STATIONERY, ETC.	211 496	226 572	112 364	122 330	72 263	74 061
3 REGISTERS, ACCT. BOOKS, ETC	414 564	395 940	274 349	261 958	176 273	158 057
4 PAPER, PAPERBOARD, CUT, NES	2 763 760	2 523 811	830 289	839 078	531 561	507 404
9 ARTCLS, PULP, PAPER, BOARD NES	5 236 985	5 422 545	2 492 748	2 585 286	1 600 878	1 561 566
651 TEXTILE YARN	5 503 645	5 294 903	5 196 658	5 174 844	3 320 844	3 135 139
1 YARN, OF WOOL, ANIMAL HAIR	231 671	212 803	469 210	441 998	299 751	267 158
2 COTTON SEWING THREAD	3 637	5 118	12 448	14 309	7 972	8 642
3 COTTON YARN, EXCL. THREAD	570 807	663 711	450 889	515 793	287 411	313 113
4 THREAD OF MAN-MADE FIBRE	74 022	72 813	377 877	347 315	242 172	209 559
5 SYNTH. FILAMENT YARN, BULK	1 194 607	1 106 182	866 251	845 054	552 478	512 053
6 OTH. SYNTH. FILAMENT YARN	1 806 052	1 614 992	1 354 495	1 302 230	867 023	790 452
7 ARTIF. FILAMENT YARN, NES	455 567	433 179	529 048	573 988	336 877	347 909
8 YARN, STAPLE FIBRES, ETC.	848 983	866 275	951 103	945 820	608 443	572 510
9 YARN, TEXTILE FIBRES, NES	318 299	319 830	185 337	188 337	118 517	113 743
652 COTTON FABRICS, WOVEN	1 294 501	1 367 317	2 429 946	2 650 056	1 554 791	1 605 374
1 COTTON GAUZE, ETC. WOVEN	87 512	93 225	251 866	284 063	162 097	169 436
2 COTTON FABRIC, WVN, UNBLCH	431 076	419 645	360 019	375 274	229 985	228 849
3 OTH85%+COTTN. FABRIC<200G	315 620	346 668	943 441	1 029 646	603 149	625 220
4 OTH85%+COTTN. FABRIC<200G+	341 119	367 860	487 964	512 291	312 547	309 569
5 OTH<85% COTTN. FABRIC<200G	63 834	76 744	210 849	259 443	134 880	157 349
6 OTH<85% COTTN. FABRIC<200G+	42 175	46 655	129 753	131 146	82 848	79 212
9 OTH. WOVEN FABRICS, COTTON	13 165	16 522	46 054	58 193	29 285	35 739
653 FABRICS, MAN-MADE FIBRES	1 784 106	1 832 931	5 040 204	5 078 261	3 227 376	3 078 144
1 FABRIC, SYNTH. FILMNT. YARN	461 217	442 623	1 099 799	1 000 855	704 643	604 655
2 FABRIC, 85%+SYN. STPL. FIBR	121 608	121 115	368 135	351 029	235 035	212 637
3 FABRIC<85%SYN. STP. FBR+CTN	228 029	258 658	371 318	423 764	237 689	256 998
4 FABRIC<85%SYN. STP. FBR+OTHR	218 044	231 839	699 837	719 366	448 607	434 896



4 IMPORTS AND EXPORTS (SPECIAL TRADE) BY GROUPS AND SUBGROUPS OF THE SITC-REV. III  
4.2 EXPORTS

GROUP / SUBGROUP	1992 DT = 100 KG	1991	1992 1 000 DM	1991	1992 1 000 \$	1991
6535 FABRIC, ARTIF. FILMNT YARN	219 260	191 463	908 974	790 597	582 323	479 025
6 FABRIC, 85%+ART. STPL. FIBR	214 150	247 275	662 701	773 453	424 224	470 427
8 FABRIC, <85%ART. STPL. FIBR	270 045	283 528	757 315	826 368	484 305	503 655
9 PILE, CHNLL. FABRC, M-MADE	51 753	56 430	172 125	192 829	110 550	115 851
654 OTH. TEXTILE FABRIC, WOVEN	461 503	449 496	1 617 633	1 508 921	1 038 949	901 990
1 FABRIC, OF SILK, SILK WSTE	10 127	9 400	151 875	157 962	97 206	96 522
2 FABRIC 85%+WOOL, FINE HAIR	146 626	131 830	783 714	712 398	503 825	423 718
3 FABRIC, WOOL, FNE. HAIR, NES	107 886	100 553	411 706	362 817	265 014	213 394
4 FABRICS, WOVEN, OF FLAX	16 567	22 052	81 076	83 140	51 594	52 500
5 FABRIC, WVN. JUTE, OTH. TXTL	25 275	29 323	9 857	10 723	6 315	6 498
6 FABRIC, WOVEN GLASS FIBRE	143 300	145 061	161 737	165 787	103 658	99 661
9 FABRICS, WOVEN, NES	11 922	11 277	17 668	16 094	11 337	9 697
655 KNIT. CROCHET. FABRIC NES	562 074	593 058	1 453 067	1 473 739	930 763	889 547
1 PILE FABRIC, KNIT, CROCHET	88 466	97 406	205 358	224 360	131 324	134 695
2 OTH. KNIT. CROCHET. FABRICS	473 608	495 652	1 247 709	1 249 379	799 439	754 852
656 TULLE, LACE, EMBROIDRY. ETC	117 107	121 871	511 579	508 978	327 727	307 605
1 NARROW FABRIC, WOVEN, OTHR	73 468	73 672	226 215	215 835	145 014	130 450
2 LABELS, BADGE ETC. NOT EMB	8 306	7 092	81 329	78 718	52 084	47 558
3 GIMPED YARN, ETC.	28 006	32 654	125 107	124 422	80 082	75 391
4 TULLES, NET FABRIC, LACE	2 181	2 293	20 058	22 831	12 847	13 724
5 EMBROIDERY	5 146	6 160	58 870	67 172	37 700	40 482
657 SPECIAL YARN, TXTL. FABRIC	2 576 220	2 393 208	3 458 997	3 299 407	2 215 120	1 996 123
1 FELT	228 968	232 663	198 459	205 160	127 306	124 192
2 NONWOVEN FABRICS NES	1 084 684	950 950	1 112 045	1 037 900	712 724	626 839
3 COATED, IMPRGTD TXTLS. NES	749 759	712 228	1 055 970	992 025	675 602	600 981
4 QUILTED TEXTILE PRODUCTS	11 817	13 933	34 683	32 397	22 251	19 321
5 TWINE, CORDAGE, ETC. PRDCTS	103 654	110 400	85 221	96 726	54 521	58 529
6 HAT-SHAPES, FORMS, BODIES	303	306	3 097	3 093	1 979	1 867
7 MADDING, ETC. MACHINE USE	211 064	188 035	710 993	675 518	455 582	407 440
8 RUBBR, TXTL. YARN, CORD ETC	15 407	13 054	24 890	21 369	15 986	12 924
9 SPECIAL TEXTILE PRODUCTS	170 564	171 639	233 639	235 219	149 169	144 030
658 TEXTILE ARTICLES NES	504 724	540 023	985 002	1 052 647	630 982	635 989
0 CPL IND PLANT CHAPTER 63	-	-	-	-	-	-
1 SACKS, BAGS, TXTL. MATERIAL	80 665	90 807	42 625	42 760	27 289	25 850
2 TARPAULINS, AWNINGS, SAILS	60 204	82 623	118 523	139 717	74 070	84 228
3 BLANKETS, TRAVELLING RUGS	31 273	34 199	66 319	64 482	42 837	38 949
4 HOUSEHOLD LINENS	135 869	151 794	312 004	342 076	199 988	206 988
5 CURTAINS, OTH. FURNISHINGS	36 658	41 312	136 566	145 181	87 348	87 651
9 MADE-UP ARTICLES, TXTL. NES	160 055	139 288	310 965	318 431	199 450	192 323
659 FLOOR COVERINGS, ETC.	846 090	948 678	952 454	1 068 934	610 282	647 312
1 LINOLEUM ETC.	97 402	95 766	57 226	56 814	36 704	34 288
2 CARPETS ETC. KNOTTED	46 705	47 590	201 142	227 805	129 037	138 408
3 HAND-WOVEN RUGS	4 444	4 638	7 993	9 479	5 044	5 731
4 CARPETS ETC. TUFTED	521 173	589 542	530 083	589 637	339 430	356 494
5 CARPETS, ETC. WOVEN	56 014	70 960	69 745	89 250	44 716	54 096
6 CARPETS, ETC. NES	120 352	140 182	86 265	95 949	55 351	58 295
660 CPL IND PLANT CHAPTER 68	17 034	9 593	1 545	1 670	975	989
661 LIME, CEMENT, CONSTR. MATRL	32 273 527	30 317 633	678 695	645 946	436 002	388 027
1 QUICKLIME ETC. EXCL. 522.6	4 843 478	4 686 278	62 957	60 400	40 507	36 432
2 PORTLAND CEMENT, ETC.	25 157 962	23 244 601	319 806	284 998	205 437	170 733
3 BUILDING STONE, WORKD. ETC	790 026	844 602	112 902	117 775	72 428	70 803
8 ASBESTOS-CEMNT. MATRL. ETC	1 482 061	1 542 152	183 030	182 773	117 630	110 059
662 CLAY, REFRCT. CONSTR. MATRL	14 699 857	15 674 361	1 712 962	1 766 788	1 098 934	1 064 894
663 MINERAL MANUFACTURES, NES	17 328 913	22 679 755	2 727 640	2 847 306	1 749 476	1 717 889
1 MILL, GRINDSTONES, ETC.	192 136	188 116	344 723	335 839	221 082	202 734
2 ABRASIVE CLOTHS, ETC.	270 808	266 747	400 366	384 783	256 559	232 284
3 NON-CERAMIC MINERAL MANF	13 345 654	18 672 740	698 882	899 771	448 956	542 213
5 MINERL. INSULAT. PROD. NES	2 194 912	2 258 797	317 600	327 409	203 749	197 121
7 REFRACTORY CERAMIC GOODS	450 038	463 235	276 331	270 930	177 413	163 577
8 ASBESTOS MANF, FRICT. MTRL	192 506	178 775	286 182	271 598	183 351	164 323
9 ARTCLS. CERAMIC MATRL, NES	682 859	651 345	403 556	356 976	258 366	215 637
664 GLASS	10 778 706	10 105 011	2 254 434	2 328 135	1 445 726	1 407 763
1 GLASS, BULK, UNWRKD, WASTE	1 755 715	1 256 429	342 138	300 024	219 460	181 620
2 DRAWN, BLOWN GLASS, SHEETS	213 286	532 703	57 675	78 219	37 028	47 274
4 FLOAT, GROUND, PLSHD. GLASS	5 284 829	4 543 483	423 054	441 129	272 119	266 226
5 CAST, ROLLED GLASS, SHEETS	531 865	554 901	87 240	80 163	55 982	48 570
7 SAFETY GLASS	429 398	455 059	284 226	282 051	182 212	170 636
8 GLASS MIRRORS	528 948	508 048	277 672	277 537	177 673	167 759
9 GLASS, NES	1 974 665	2 254 388	782 429	869 012	501 252	525 678
665 GLASSWARE	7 712 684	7 353 922	1 695 126	1 700 384	1 087 055	1 025 564
1 CONTAINERS, OF GLASS	6 560 428	6 093 999	632 529	601 466	405 515	362 062
2 GLASSWARE, HOUSEHOLD ETC.	866 825	962 583	666 356	693 713	427 762	418 980
9 GLASS ARTICLES, NES	285 431	297 340	396 241	405 205	253 778	244 522
666 POTTERY	675 979	729 087	895 092	958 472	573 753	578 023
1 CERAMIC HOUSEHOLD ARTCLS	552 694	604 397	719 239	760 846	461 689	458 898
2 ORNAMENTAL CERAMIC ARTCL	123 285	124 690	175 853	197 626	112 064	119 125
667 PEARLS, PRECIOUS STONES	2 751	2 311	609 465	605 895	389 720	365 429
1 PEARLS	5	3	50 036	47 995	32 211	28 819
2 DIAMONDS, EXCL. INDUSTRIAL	-	-	146 343	158 597	93 144	95 721



4 IMPORTS AND EXPORTS (SPECIAL TRADE) BY GROUPS AND SUBGROUPS OF THE SITC-REV. III  
4.2 EXPORTS

GROUP / SUBGROUP	1992 DT = 100 KG	1991	1992 1 000 DM	1991	1992 1 000 \$	1991
6673 PRECIOUS, SEMIPREC. STONES 4 SYNTH. ETC. PREC. STONES	2 275 471	1 904 404	379 976 33 110	367 282 32 021	243 115 21 250	221 519 19 370
671 PIG IRON, SPIEGELEISN, ETC	5 056 950	6 161 999	495 687	549 911	316 891	331 861
672 INGOTS ETC. IRON OR STEEL	14 477 875	13 189 485	816 419	825 390	522 928	499 846
673 FLAT-ROLLED IRON ETC.	73 785 316	74 875 361	5 424 673	5 705 432	3 476 140	3 450 145
1 FLAT, HOT-ROLLED, PROD. IRON	8 811 790	7 708 673	656 352	602 608	418 692	361 893
2 FLAT, HOT-ROLLED, PROD. IRON	34 226 945	35 978 030	2 111 982	2 322 861	1 349 922	1 405 555
3 FLAT, COLD-ROLLED, PROD. IRN	3 120 810	3 015 632	359 684	361 880	230 256	220 690
4 FLAT, COLD-ROLLED, PROD. IRN	27 264 486	27 830 962	2 213 570	2 339 569	1 423 937	1 414 554
5 FLAT-ROLLED, PROD. IRON NES	361 285	342 064	83 085	78 514	53 333	47 453
674 FLAT-ROLLED PLATED IRON	21 784 720	21 618 598	2 621 432	2 707 730	1 681 139	1 638 002
1 FLAT-ROLLED, IRON, ZINC PLT	12 925 340	12 234 447	1 264 077	1 278 681	811 260	774 450
2 FLAT-ROLLED, IRON, TIN PLTD	4 095 866	4 159 230	568 374	580 575	364 045	351 135
3 FLAT-ROLLED, IRON, PNTD, ETC	1 957 611	1 980 367	325 382	325 324	209 094	196 320
4 FLAT-ROLLED, IRN<600MM, PLT	2 022 854	2 487 683	285 095	346 309	182 451	209 024
5 FLAT-ROLLED, IRN<600MM, PLT	783 049	756 871	178 504	176 841	114 289	107 073
675 FLAT-ROLLED, ALLOY STEEL	15 012 150	14 878 000	3 489 894	3 896 356	2 243 613	2 351 519
1 FLAT-ROLLED, SILC-ELEC. STL	3 258 980	2 928 147	452 526	408 205	289 926	247 335
2 FLAT-ROLLED, HI-SPEED STL	7 359	7 292	7 368	7 520	4 718	4 577
3 FLAT, HOT-ROLLED S. STEEL	5 844 915	6 342 990	1 474 556	1 867 056	948 351	1 123 796
4 FLAT, HOT-ROLLED, ALLOY STL	2 572 368	2 471 115	340 480	344 988	219 255	208 929
5 FLAT, COLD-ROLLED S. STEEL	2 898 218	2 709 031	1 037 998	1 103 359	667 943	667 040
6 FLT, COLD-ROLLED, ALLOY STL	324 559	286 623	101 771	89 118	65 176	53 697
7 FLAT-ROLLED, ALLOY STL, NES	105 771	132 802	75 195	76 110	48 244	46 145
676 IRON, STL, BAR, SHAPES ETC.	36 738 177	36 772 859	3 343 360	3 572 456	2 144 575	2 158 345
1 BAR, ROD IRON, HOT-FD, COIL	14 820 020	13 643 116	931 170	928 847	597 256	562 326
2 BAR, ROD IRON, STL, HOT-FD	6 957 425	5 569 185	647 855	602 725	415 855	364 029
3 BAR, ROD IRON, STL, COLD-FD	1 909 244	1 900 919	338 760	374 202	217 302	226 295
4 OTH. BAR, ROD IRON, STEEL	1 281 427	1 367 605	346 946	375 675	222 625	227 516
8 ANGLES, SHAPED, IRON, STEEL	11 770 061	14 292 034	1 078 629	1 291 007	691 537	778 179
677 RAILWAY TRACK IRON, STEEL	1 728 319	1 242 186	133 003	151 134	85 248	91 188
678 WIRE OF IRON OR STEEL	3 085 229	3 165 178	534 988	547 485	342 727	331 067
1 WIRE, IRON, NON-ALLOY STL	2 770 060	2 842 187	368 831	378 742	236 316	229 006
2 WIRE, S. STL, OTH. ALLOY STL	315 169	322 991	166 157	168 743	106 411	102 061
679 TUBES, PIPES, ETC. IRON, STL	23 079 506	31 372 263	4 753 144	5 711 959	3 042 603	3 450 258
1 TUBE, ETC. SEAMLESS, IRN, ST	10 794 215	14 700 030	1 948 135	2 490 642	1 246 112	1 502 880
3 OTH. TUBE, D406.4MM+, IR, ST	5 845 047	9 443 555	880 952	1 158 514	563 187	702 759
4 OTH. TUBE, PIPE, IRON, STEEL	5 226 591	6 035 511	966 656	1 084 655	619 915	653 936
5 TUBE, PIPE FITTINGS, IRN, STL	1 213 653	1 193 167	957 401	978 148	613 389	590 683
681 SILVER, PLATINUM, ETC.	12 345	15 550	758 449	917 636	487 189	555 576
1 SILVER	12 051	15 285	202 383	278 989	129 822	168 234
2 PLATINUM	294	265	556 066	638 647	357 367	387 342
682 COPPER	6 720 680	6 406 161	3 920 109	3 973 266	2 516 205	2 397 427
1 COPPER; ANODES; ALLOYS	865 450	811 392	313 288	323 711	200 501	194 420
3 COPPER BARS, RODS, PROFILES	813 681	829 097	405 888	424 894	260 273	257 191
4 COPPER WIRE	2 046 619	2 013 523	929 001	986 030	596 604	595 034
5 COPPER PLATE, ETC. 15MM+ TH	1 698 830	1 510 234	1 013 678	956 801	650 835	577 195
6 COPPER FOIL, POWDR, FLAKES	325 042	343 913	408 686	451 840	262 257	272 640
7 COPPER TUBE, PIPE, FITTINGS	971 058	898 002	849 568	829 990	545 735	500 947
683 NICKEL	232 967	195 870	450 773	462 786	289 481	278 897
1 NICKEL, NCKL. ALLOY, UNWRGT	121 736	81 564	137 916	123 194	88 729	74 419
2 NICKEL, NICKEL ALLOY, WRKD	111 231	114 306	312 857	339 592	200 752	204 478
684 ALUMINIUM	10 324 590	9 464 721	5 273 398	5 278 995	3 385 564	3 189 100
1 ALUM., ALUM. ALLOY, UNWRGT	3 245 401	2 904 264	821 369	851 545	528 202	515 195
2 ALUMINIUM, ALUM. ALLOY, WRK	7 079 189	6 560 457	4 452 029	4 427 450	2 859 362	2 673 905
685 LEAD	721 817	912 970	105 174	131 505	67 489	79 763
1 LEAD, LEAD ALLOY, UNWRGT.	568 084	744 251	65 814	89 470	42 207	54 378
2 LEAD, LEAD ALLOYS, WORKED	153 733	168 719	39 360	42 035	25 282	25 385
686 ZINC	1 810 106	1 362 789	434 189	329 871	278 600	200 073
1 ZINC, ZINC ALLOY, UNWRGT.	1 498 372	1 022 557	297 754	204 460	191 238	124 616
3 ZINC, ZINC ALLOYS, WORKED	371 734	340 232	136 435	125 411	87 362	75 457
687 TIN	43 140	36 911	45 584	41 833	29 209	25 406
1 TIN, TIN ALLOYS, UNWROUGHT	24 394	19 591	21 694	19 503	13 934	11 903
2 TIN, TIN ALLOYS, WORKED	18 746	17 320	23 890	22 330	15 275	13 503
689 MISC. NON-FERR. BASE METAL	142 374	122 265	228 190	209 577	145 905	126 429
1 TUNGSTEN, ETC. UNWROUGHT	48 645	50 001	64 851	75 660	41 677	45 470
8 COBALT, CADMIUM, ETC. UNWRT	52 454	29 494	103 214	67 070	65 632	40 718
9 BASE METAL NES, INST, SCRAP	41 275	42 770	60 125	66 847	38 596	40 241
691 METALLIC STRUCTURES NES	5 838 632	6 254 592	2 949 178	3 181 188	1 894 341	1 915 364
1 METAL STRUCTURES, PARTS	5 255 926	5 637 451	2 080 252	2 291 871	1 336 369	1 379 516
2 ALUMINIUM STRUCTURE, PRTS	582 706	617 141	868 926	889 317	557 972	535 848



4 IMPORTS AND EXPORTS (SPECIAL TRADE) BY GROUPS AND SUBGROUPS OF THE SITC-REV. III  
4.2 EXPORTS

GROUP / SUBGROUP	1992 DT = 100 KG	1991	1992 1 000 DM	1991	1992 1 000 \$	1991
692 CONTAINERS, STORAGE, TRNSP	2 458 122	2 459 558	1 596 553	1 533 174	1 024 931	924 212
1 RESERVOIR, TANKS, VATS, ETC	401 097	388 417	319 795	335 112	205 869	203 165
4 TANKS, CASKS, DRUMS, ETC.	2 057 025	2 071 141	1 276 758	1 198 062	819 062	721 047
693 WIRE PRODUCTS EXCL. ELECT	3 664 717	3 629 549	867 687	880 452	556 698	531 558
1 STRANDED WIRE, CABLE, ETC.	1 089 857	1 183 426	507 898	506 796	325 942	306 789
2 BARBED WIRE, ETC. IRON, STL	6 220	13 974	2 134	4 790	1 355	2 848
5 METAL FENCING, GAUZE ETC.	2 568 640	2 432 149	357 655	368 866	229 401	221 921
694 NAILS, SCREWS, NUTS, ETC.	2 150 385	2 186 977	1 806 362	1 762 285	1 158 632	1 063 745
1 NAILS, TACKS, ETC. IRON, STL	200 883	219 087	99 531	104 751	63 823	63 235
2 SCREWS, BOLTS, NUTS, IRN, ST	1 912 945	1 926 885	1 609 444	1 559 588	1 032 392	941 360
3 NAILS, TACKS, ETC. COPPER	29 271	33 092	72 711	72 440	46 604	43 774
4 NAILS, TACKS, ETC. ALUMINUM	7 286	7 913	24 676	25 506	15 813	15 376
695 TOOLS	1 234 138	1 238 517	4 317 811	4 178 824	2 767 924	2 525 688
0 CPL IND PLANT CHAPTER 82	1 565	2 642	4 413	4 188	2 864	2 456
1 HAND TOOLS	54 236	52 563	78 227	71 667	49 476	43 743
2 HAND SAW, FILE, RASP, ETC.	65 590	75 769	194 601	196 125	124 507	118 358
3 SPANNERS, WRENCHES, ETC.	47 904	58 448	104 361	109 843	66 657	66 462
4 HAND TOOLS, ETC. NES	221 114	250 248	466 232	467 395	298 426	281 993
5 SAW BLADES	112 853	117 664	314 320	324 045	201 543	195 952
6 KNIVES, CUTTING BLADES	523 680	462 247	2 695 272	2 539 339	1 729 870	1 535 150
7 TOOL SETS, RETAIL SALE	207 196	218 936	460 385	466 222	294 581	281 574
696 CUTLERY	170 650	170 390	884 786	861 469	568 294	519 137
697 HOUSEHOLD EQUIPMENT, NES	886 353	954 209	1 033 609	1 095 103	662 293	662 648
699 MANUFACTS. BASE METAL, NES	8 155 543	8 575 373	8 075 339	7 801 526	5 180 445	4 708 434
1 LOCKS, SAFES, STRONG BOXES	1 895 021	1 798 801	3 275 168	3 012 063	2 100 022	1 818 796
2 CHAIN, IRON, STEEL	250 370	263 418	148 944	140 169	95 684	84 944
3 PINS, NEEDLES, IRN, STL, ETC	93 093	95 024	243 815	223 462	156 190	134 959
4 SPRINGS, LEAVES, METAL	560 440	593 767	486 975	464 577	311 845	280 146
5 MISC. ARTICLES, BASE METAL	688 491	664 103	648 845	608 621	417 002	367 398
6 ARTICLES IRON, STEEL, NES	4 026 071	4 446 615	2 226 539	2 278 223	1 428 679	1 374 782
7 ARTICLES NES, COPPER, ETC.	621 289	691 387	893 550	928 598	573 529	559 166
8 ARTICLES COBALT, ETC., NES	11 755	11 189	102 513	85 373	66 024	51 742
9 ARTICLES TUNGSTEN, ETC. NES	9 013	11 069	48 984	60 440	31 470	36 501
700 CPL IND PLANT (84/85/87)	1 346 575	1 209 404	4 682 913	4 295 488	3 006 953	2 596 688
711 STEAM GENER. BOILERS, ETC.	227 575	360 187	353 595	421 559	226 453	255 024
1 STEAM, SUPER-HEAT BOILERS	90 091	203 498	130 022	172 149	83 637	105 741
2 AUX. BOILR PLANT, CONDENSER	40 375	45 651	66 889	62 605	42 344	36 927
9 PARTS FOR STEAM BOILERS	97 109	111 038	156 684	186 805	100 472	112 356
712 STEAM TURBINES	98 485	101 128	650 177	654 986	418 708	395 766
1 STEAM, VAPOUR TURBINES	40 475	39 537	254 215	228 372	163 081	139 519
8 PARTS FOR STEAM TURBINES	58 010	61 591	395 962	426 614	255 627	256 247
713 INTRNL COMBUS PSTN ENGIN	5 470 805	5 777 415	10 188 419	10 522 790	6 526 894	6 357 720
1 AIRCRAFT PISTON ENGINES	1 500	3 311	17 432	20 899	11 198	12 395
2 INTRNL COMB. ENGINE VEHCL	2 211 702	2 228 601	4 203 228	4 516 345	2 688 132	2 729 281
3 MARINE PISTON ENGINES	129 168	172 151	622 530	581 986	400 023	349 465
8 PISTON ENGINES, NES	511 828	475 871	895 364	756 509	576 297	457 936
9 PARTS, NES. IC. PISTON ENGS	2 616 607	2 897 481	4 449 865	4 647 051	2 851 244	2 808 643
714 ENGINES, MOTORS NON-ELECT	109 687	150 819	3 027 040	2 913 293	1 944 858	1 755 700
716 ROTATING ELECTRIC PLANT	1 772 639	1 785 586	3 990 718	4 012 201	2 558 288	2 429 042
1 ELECTRIC MOTORS <= 37.5W	130 939	122 793	540 723	543 399	346 539	329 010
2 ELEC. MOTORS, GENERATORS, DC	173 189	161 829	585 212	549 436	374 897	332 580
3 ELEC. MOTORS, GENERATORS, AC	965 072	1 004 291	1 711 466	1 753 838	1 098 081	1 061 371
4 ELECTR. ROTARY CONVERTERS	17 180	17 985	56 573	54 395	36 453	33 151
5 GENERATING SETS	155 734	170 790	399 445	414 958	254 422	251 338
9 PARTS, NES. ROT. ELEC. PLANT	330 525	307 898	697 299	696 175	447 896	421 592
718 OTH. POWR. GENRTNG. MACHNRY	279 679	291 982	1 695 959	1 680 342	1 078 157	1 021 207
1 HYDRIC. TURBINE, WTR. WHEEL	27 599	26 430	78 654	60 592	50 447	36 171
7 NUCLEAR REACTORS, PTS NES	5 100	6 030	727 202	740 018	456 662	453 561
9 ENGINES, MOTORS NES, PARTS	246 980	259 522	890 103	879 732	571 048	531 475
721 AGRIC. MACHINES, EX. TRACTR	2 099 127	2 684 784	2 530 592	3 007 163	1 626 022	1 801 863
1 CULTIVATING MACHINERY, ETC	285 593	406 779	303 813	394 175	194 329	238 801
2 HARVESTING ETC. MACHINES	1 396 992	1 769 869	1 702 720	2 004 945	1 094 343	1 197 117
3 DAIRY MACHINERY ETC. PRTS	53 052	81 071	174 624	250 966	112 072	151 195
9 AGRIC. HORT. ETC. MACHS. NES	363 490	427 065	349 435	357 077	225 278	214 750
722 TRACTORS	1 627 629	1 929 806	1 819 749	2 058 845	1 164 278	1 247 640
723 CIVIL ENGINEERING EQUIPT	3 282 730	3 682 348	3 907 442	4 250 268	2 507 703	2 570 880
1 SELF-PROPELLED. DOZERS ETC	72 012	101 216	41 617	74 329	26 555	45 464
2 MECH. SHOVEL ETC. S-PROPLD	1 114 313	1 303 048	1 030 056	1 190 973	661 249	719 324
3 CONSTR. MINNG MACHNRY ETC	299 243	356 615	431 347	492 264	276 047	296 601
4 CONST. & MINING MACHS. NES	359 295	359 657	776 425	748 453	498 787	452 962
9 PTS NES, CVL. ENGINRG. MACH	1 437 867	1 561 812	1 627 997	1 744 249	1 045 065	1 056 529
724 TEXTILE, LEATHER MACHINES	2 525 957	2 275 933	9 105 607	8 315 391	5 847 477	5 040 611



4 IMPORTS AND EXPORTS (SPECIAL TRADE) BY GROUPS AND SUBGROUPS OF THE SITC-REV. III  
4.2 EXPORTS

GROUP / SUBGROUP	1992 DT = 100 KG	1991	1992 1 000 DM	1991	1992 1 000 \$	1991
725 PAPER,PULP MILL MACHINES	652 681	851 898	2 284 782	2 874 340	1 465 189	1 730 268
1 PAPER,PULP,MAKING MACHRY	107 705	266 501	280 023	824 078	179 627	370 344
2 OTH.PULP,PAPER,MAKNG MCH	298 969	359 598	1 146 530	1 466 858	732 811	886 212
9 PARTS,PAPER MILL ETC.MCH	246 007	225 799	858 229	783 404	552 751	473 712
726 PRINTNG,BOOKBINDNG MACHS	1 468 430	1 411 793	6 082 771	5 868 540	3 887 254	3 553 881
727 FOOD-PROCESS.MCH.NON DOM	440 617	498 217	1 798 386	1 825 062	1 154 458	1 104 772
1 GRAIN WORKNG MACHS,PARTS	52 468	70 855	114 791	147 271	74 073	89 571
2 OTH.FOOD-PROC.MACH PARTS	388 149	427 362	1 683 595	1 677 791	1 080 385	1 015 201
728 OTH.MACH,PTS,SPCL INDUST	4 190 100	4 290 110	13 252 632	13 229 337	8 503 589	8 008 025
1 MCH-TOOLS,SPECIAL.INDUST	579 009	655 618	1 861 109	1 829 106	1 064 611	1 107 400
3 OTH.MINERAL WORKING MACH	987 745	1 009 009	1 729 449	1 667 220	1 111 411	1 010 278
4 MACH,APPL,SPCL INDUS NES	2 183 022	2 153 104	7 728 094	7 483 427	4 958 253	4 532 326
5 PARTS PUBLIC WRK MACH ETC	440 324	472 379	2 133 980	2 249 584	1 369 314	1 358 021
731 METAL REMOVAL WORK TOOLS	1 103 348	1 297 894	4 607 429	5 301 664	2 954 776	3 211 460
1 MACH.TOOLS,METAL REMOVAL	31 298	30 760	222 305	211 210	142 525	128 379
2 MCH-TL,WRKNG MTL,NOLATHS	221 647	226 654	1 244 092	1 184 277	793 496	718 981
3 LATHES,METAL-WORKING	273 751	308 436	897 876	1 122 916	574 982	679 427
4 UNIT HEAD,DRILL,ETC.MACH	94 847	117 329	219 959	263 978	141 698	158 735
5 METAL MILLING MACHNS,ETC	143 362	168 878	474 463	563 936	306 285	341 793
6 MTL.SURFC.FINISHNG TOOLS	192 792	268 075	1 021 651	1 290 192	657 207	781 343
7 MTL.SHAPING,CUTTING TOOLS	145 651	177 762	527 083	665 155	338 583	402 802
733 MACH-TOOLS,METAL-WORKING	868 371	1 097 797	2 330 157	2 459 697	1 494 492	1 482 090
1 METAL FORMING MACH.TOOLS	703 494	777 576	1 676 353	1 651 960	1 074 737	995 358
9 OTH.MACH-TOOL,METALWRKNG	164 877	320 221	653 804	807 737	419 755	486 732
735 PARTS,NES,FOR MACH-TOOLS	350 095	443 732	1 631 696	1 870 293	1 048 854	1 133 805
1 WORK-HOLDERS,TOOL HOLDER	95 710	103 620	553 060	615 464	354 869	372 467
9 PARTS,NES,MCH-TOOL W.MTL	254 385	340 112	1 078 636	1 254 829	693 985	761 338
737 METALWORKING MACHNRY NES	1 088 905	1 117 716	2 336 784	2 491 318	1 493 270	1 501 354
1 FOUNDRY EQUIPMNT PTS NES	290 030	241 890	348 512	330 260	222 272	197 738
2 MTL-ROLLING MILLS,ROLLS	581 453	648 243	685 240	807 395	437 569	486 186
3 WELDING,BRAZING ETC.MACH	191 011	200 242	1 152 274	1 198 511	736 822	723 636
4 SOLDERING MACHINES ETC.	26 411	27 341	150 758	155 152	96 607	93 794
741 HEATNG,COOLNG EQUIP,PART	2 363 596	2 501 742	6 203 960	6 579 384	3 982 567	3 973 539
742 PUMPS FOR LIQUIDS,PARTS	1 151 357	1 115 135	5 520 435	5 135 454	3 541 468	3 107 949
1 PUMPS W.MEASURING DEVICE	20 428	19 438	104 152	88 719	66 723	53 746
2 FUEL PUMPS,IC.PISTON ENG	198 382	176 092	1 734 226	1 499 325	1 111 227	908 391
3 CONCRETE PUMPS	47 081	65 592	121 222	168 103	77 463	100 902
4 RECIPROCATNG PUMPS,NES	129 969	132 706	654 127	675 458	420 182	409 006
5 ROTARY PUMPS, NES	135 770	129 263	796 817	699 305	511 302	424 129
6 CENTRIFUGAL PUMPS, NES	329 119	325 375	943 146	886 583	605 458	536 478
7 PUMPS,LIQUID ELEVATR ETC	44 982	36 329	160 512	126 077	103 450	75 485
9 PARTS,PUMPS,LIQ.ELEVATOR	245 626	230 340	1 006 233	991 884	645 663	599 812
743 PUMPS NES,CENTRIFUGS ETC	2 416 752	2 441 032	6 764 204	6 624 416	4 340 409	4 001 228
1 AIR,VACUUM PUMP,COMPRESS	754 782	771 313	1 909 687	1 903 710	1 223 103	1 148 772
4 FANS,COOKER HOODS W.FAN	324 620	336 956	824 380	820 795	528 262	495 843
5 CENTRIFUGES NES	93 277	103 952	538 702	557 209	347 136	337 296
6 MACHS.FILTER GAS,LIQUIDS	695 196	695 694	1 878 079	1 799 671	1 205 279	1 087 220
8 PARTS,AIR PUMPS,FANS ETC	168 167	178 364	680 178	691 897	436 462	417 614
9 PART,CENTRIFUGE,FILT.ETC	380 710	354 753	933 178	851 134	600 167	514 483
744 MECHANICAL HANDLING EQUIP	3 782 997	3 991 677	5 942 188	6 168 257	3 813 056	3 721 788
1 WORK TRUCKS,TRACTORS,ETC	977 078	977 451	1 138 832	1 125 270	730 908	679 827
2 PULLEY TACKLE,WINCHS,ETC	123 192	127 696	288 121	308 043	184 463	186 332
3 SHIPS DERRICKS CRANE ETC	555 184	632 291	561 904	597 422	362 170	360 871
4 JACKS,HOISTS FOR VEHICLE	204 268	206 060	230 927	229 124	147 651	138 134
7 GOODS ETC.ELEVATORS ETC.	518 469	563 055	1 180 231	1 304 229	755 803	784 167
8 LIFTING ETC.MACHINES NES	593 450	688 261	1 136 811	1 240 521	730 533	747 400
9 PARTS,HOISTS,LIFTS EQUIP	811 356	816 863	1 405 362	1 363 648	901 528	825 057
745 OTH.NONELEC MCH,TOOL,NES	1 690 697	1 832 087	7 385 410	7 503 106	4 737 349	4 540 503
1 NON-ELEC HAND TOOL,PARTS	77 908	74 512	559 402	517 643	357 973	313 645
2 INDUS WASHNG,BOTTLING MCH	605 830	642 015	4 148 333	4 060 232	2 662 725	2 461 128
3 WEIGHING MCH,WEIGHTS,PTS	120 500	121 949	496 412	496 167	319 100	300 001
6 SPRAYING MACHINERY ETC.	619 436	649 325	1 656 233	1 731 412	1 060 535	1 044 299
9 OTH.NON-ELECT MACH,PARTS	267 023	344 286	525 030	697 652	337 016	421 430
746 BALL OR ROLLER BEARINGS	941 629	1 010 875	2 419 561	2 616 104	1 551 833	1 585 258
1 BALL BEARINGS	305 666	336 263	879 367	966 087	563 908	586 418
2 TAPERD ROLLER BEARING ETC	189 395	182 518	424 170	421 370	272 173	255 251
3 SPHERICAL ROLLER BEARNGS	77 497	92 962	169 203	197 924	108 953	119 962
4 NEEDLE ROLLER BEARINGS	37 093	39 843	209 706	229 867	134 345	138 914
5 OTHER CYL.ROLLER BEARING	110 961	130 346	365 313	406 267	234 126	246 166
8 OTHR.BALL,ROLLER BEARING	27 196	32 380	87 911	99 916	56 496	60 163
9 PARTS,BALL,ROLLR BEARING	193 821	196 563	283 891	294 673	181 832	178 384
747 TAPS,COCKS,VALVES,ETC.	1 225 457	1 195 913	4 791 696	4 473 472	3 073 444	2 702 893
1 PRESSURE-REDUCING VALVES	38 610	27 219	264 298	139 366	169 134	84 344
2 OLEOHYDRAULIC ETC.VALVES	100 218	105 191	792 383	787 692	508 519	476 920
3 CHECK VALVES	34 208	32 144	119 340	107 726	76 399	65 005
4 SAFETY, RELIEF VALVES	30 013	27 478	157 652	163 754	101 295	99 158
8 TAPS,COCKS,VALVE.ETC.NES	867 328	869 793	2 940 942	2 816 368	1 886 540	1 700 537



4 IMPORTS AND EXPORTS (SPECIAL TRADE) BY GROUPS AND SUBGROUPS OF THE SITC-REV. III  
4.2 EXPORTS

GROUP / SUBGROUP	1992 DT = 100 KG	1991	1992 1 000 DM	1991	1992 1 000 \$	1991
7479 PARTS FOR TAPS,COCKS,ETC	155 080	134 088	517 081	458 566	331 557	276 929
748 TRANSMISSIONS SHAFTS ETC	2 393 530	2 326 807	4 059 787	4 048 607	2 604 669	2 448 601
1 TRANSMISSN SHAFTS,CRANKS	879 263	819 486	681 447	693 745	436 444	419 057
2 BEARING HOUSNG,SHFT BRNGS	172 314	192 975	589 919	592 015	378 146	358 249
3 ARTICULTD LINK CHAIN,PTS	193 544	204 964	216 204	220 108	138 708	133 022
4 GEAR,GEAR BOX,PARTS,ETC.	434 050	451 096	1 155 054	1 199 173	741 902	725 582
5 FLYWHEELS AND PULLEYS	152 611	143 220	166 343	152 419	106 768	92 097
6 CLUTCHES,SHAFT COUPLINGS	70 924	74 267	316 880	313 268	203 119	189 415
9 PART,NES,SHAFTS,ETC.	490 824	440 799	933 940	877 879	599 582	531 179
749 NON-ELECT MACH.PARTS,ETC	1 224 081	1 049 148	3 630 713	2 955 057	2 337 472	1 784 735
1 MOULDNGS FOR MTL.FOUNDRY	294 140	276 814	1 341 699	1 200 473	862 440	726 008
2 GASKETS,ETC.	49 364	48 302	402 669	368 098	258 446	221 971
9 MACH PARTS,NON-ELECT NES	880 577	724 032	1 886 345	1 386 486	1 216 586	836 756
751 OFFICE MACHINES	352 345	350 136	1 898 794	1 942 935	1 215 263	1 175 556
1 TYPEWRITRS,WD-PROC MACHS	33 094	44 855	151 603	204 623	96 878	124 471
2 CALCULATNG,ACCTG,ETC.MCH	15 075	15 235	144 113	152 606	92 246	92 319
3 PHOTO,THERMOCOPY APPARAT	204 995	187 535	998 217	983 466	639 456	594 900
9 OTHER OFFICE MACHINE NES	99 181	102 511	604 861	602 240	386 683	363 866
752 AUTOMATC.DATA PROC.EQUIP	440 973	439 147	8 124 923	8 991 686	5 195 664	5 449 056
1 ANALOG OR HYBRID COMPUTR	22	69	4 878	2 184	3 173	1 366
2 DIGITAL COMPUTERS	34 097	41 456	790 783	974 064	505 508	591 210
3 DIGTL PROC.STORAGE UNITS	121 240	136 705	2 390 399	2 765 864	1 530 020	1 682 961
6 INPUT OR OUTPUT UNITS	193 195	165 546	2 131 166	2 028 238	1 363 491	1 227 326
7 STORAGE UNITS,DATA PROC.	76 662	78 761	2 426 647	2 834 361	1 549 866	1 711 725
9 DATA PROC EQUIPMENT,NES	15 757	16 610	381 050	386 975	243 606	234 468
759 PARTS,FOR OFFICE MACHINS	343 072	320 312	5 038 226	5 262 628	3 230 127	3 180 612
1 PARTS,OF COPYING MACHINE	129 462	115 270	711 373	597 038	456 350	361 311
9 PARTS,DATA PROC. ETC.MCH	213 610	205 042	4 326 853	4 665 590	2 773 777	2 819 301
761 TELEVISION RECEIVERS ETC	566 082	851 238	1 561 520	3 272 845	1 002 218	1 988 606
1 COLOUR TELEVISN RECEIVER	563 458	847 034	1 542 732	3 254 001	990 174	1 977 242
2 BLACK,WHITE TV RECEIVERS	2 624	4 204	18 788	18 844	12 044	11 364
762 RADIO-BROADCAST RECEIVER	108 872	114 351	739 389	767 324	474 848	465 075
1 MOTOR VEH.RADIO RECEIVER	42 805	43 208	529 178	541 626	340 156	328 253
2 PORTABLE RADIO RECEIVERS	20 642	25 955	72 490	88 429	46 293	53 711
8 OTHER RADIO RECEIVERS	45 425	45 188	137 721	137 269	88 399	83 111
763 SOUND RECORDER,PHONOGRPH	221 968	72 728	1 697 913	566 201	1 086 338	342 274
764 TELECOMM.EQUIP.PARTS NES	739 497	766 305	8 496 350	8 054 787	5 454 665	4 862 860
1 LINE TELEPHONE ETC.EQUIP	154 501	113 058	2 894 196	2 303 498	1 860 269	1 385 740
2 MICROPH.LOUDSPKRS.AMPLIF	141 290	168 562	401 224	430 033	257 342	260 001
3 TV,RADIO TRANSMITTRS ETC	18 516	17 669	774 670	811 391	497 681	493 985
8 TELECOMMUN.EQUIPMENT,NES	12 674	14 328	704 021	760 367	449 816	458 858
9 PARTS,TELECOMMUN. EQUIPT	412 516	452 688	3 722 239	3 749 498	2 389 557	2 264 276
771 ELECT POWER MACHNY.PARTS	931 306	987 496	2 570 446	2 611 448	1 649 063	1 579 911
1 TRANSFORMERS, ELECTRICAL	355 224	367 580	671 437	680 035	431 189	412 105
2 OTH.ELEC POWER MACH,PART	576 082	619 916	1 899 009	1 931 413	1 217 874	1 167 806
772 ELEC.SWITCH.RELAY.CIRCUT	2 003 444	1 973 799	12 965 967	13 273 257	8 324 717	8 001 420
773 ELECTR DISTRIBT.EQPT NES	2 372 955	2 473 328	3 269 644	3 176 868	2 097 058	1 920 607
1 INSULTD WIRE,ETC.CONDUCTR	2 147 418	2 264 930	2 753 411	2 707 521	1 764 983	1 637 935
2 ELECTRC.INSULATING EQUIP	225 537	208 398	516 233	469 347	332 075	282 672
774 ELECTRO-MEDCL,XRAY EQUIP	164 701	163 399	3 345 045	2 997 504	2 149 918	1 807 067
1 ELECTRO-MEDICAL EQUIPMNT	51 796	48 969	949 904	765 400	609 282	461 699
2 X-RAY APPARATUS ETC.PART	112 905	114 430	2 395 141	2 232 104	1 540 636	1 345 368
775 DOM.ELEC,NON-ELEC.EQUIPT	4 702 552	4 820 670	7 082 943	7 129 374	4 540 462	4 314 907
1 HOUSEHOLD LAUNDRY EQUIPT	1 431 355	1 483 884	1 537 819	1 545 602	985 222	937 459
2 DOM.REFRIGERATRS,FREEZRS	928 414	969 738	947 793	979 350	606 662	593 941
3 DOMESTIC DISHWASHNG MACH	777 300	790 637	932 593	935 403	596 303	566 806
4 ELEC.SHAVERS,CLIPPERS,PTS	30 877	30 775	501 410	524 406	322 434	315 575
7 DOM.ELECT-MECHANICL APPL	447 975	450 034	1 001 986	964 043	642 582	582 474
8 ELECTRO-THERMIC APPL NES	1 086 631	1 095 602	2 161 342	2 180 570	1 387 259	1 318 652
776 TRANSISTORS,VALVES,ETC.	789 024	785 538	6 281 395	6 829 234	4 034 527	4 112 482
1 TV PICTURE TUBES,CRT,ETC	596 836	666 833	707 961	749 879	454 532	453 379
2 OTH.ELECTRONC VALV,TUBES	22 860	29 052	224 129	258 351	144 039	156 731
3 DIODES,TRANSISTORS ETC.	32 706	29 145	1 052 801	1 018 795	675 709	614 870
4 ELECTRONIC MICROCIRCUITS	120 408	40 070	4 093 233	4 587 664	2 629 732	2 757 807
8 ELCTRN COMP PTS,CRYSTALS	16 214	20 438	203 271	214 545	130 515	129 695
778 ELECTRIC.MACH.APPART.NES	4 536 818	4 515 330	11 554 522	10 927 128	7 411 896	6 807 436
1 BATTERIES,ACCUMULATORS	1 303 862	1 314 820	1 053 683	1 058 876	676 559	640 991
2 ELECTRIC LAMP,BULBS ETC	457 448	413 590	1 593 854	1 414 947	1 021 300	856 380
3 AUTOMOTIVE ELECTRC.EQUIP	1 038 647	1 040 080	2 730 701	2 618 325	1 748 664	1 586 559
4 ELECTRO-MECH.HAND TOOLS	319 403	331 345	1 298 894	1 268 520	832 543	767 936
6 ELECTRICAL CAPACITORS	72 161	77 395	665 379	665 479	426 497	401 956
7 ELEC MCH WTH INDIV FUNCT	144 855	175 663	1 463 084	1 649 696	939 838	995 896
8 ELECT MACHINERY,EQUIP,NES	1 200 442	1 162 437	2 748 927	2 251 285	1 766 495	1 357 718
781 PASS.MOTOR VEHCLS.EX.BUS	30 676 006	27 225 261	67 188 128	59 483 903	43 053 712	36 029 206



4 IMPORTS AND EXPORTS (SPECIAL TRADE) BY GROUPS AND SUBGROUPS OF THE SITC-REV. III  
4.2 EXPORTS

GROUP / SUBGROUP	1992 DT = 100 KG	1991	1992 1 000 DM	1991	1992 1 000 \$	1991
7811 SNOW VEHCL,GOLF CARS ETC	411	665	836	425	531	249
2 PASS.TRANSPORT VEHICLES	30 675 595	27 224 596	67 187 293	59 483 478	43 053 181	36 028 957
782 GOODS,SPCL TRANSPORT VEH	5 981 312	6 497 078	8 045 833	8 520 941	5 150 549	5 158 846
1 GOODS VEHICLES	5 198 384	5 469 626	6 767 644	6 946 499	4 332 306	4 207 485
2 SPECIAL PURPOSE VEHICLES	782 928	1 027 452	1 278 189	1 574 442	818 243	951 361
783 ROAD MOTOR VEHICLES NES	1 869 443	1 624 750	2 916 449	2 488 399	1 864 489	1 504 153
1 MOTORVEHCL TRANSP>10PERS	488 184	482 760	901 832	869 134	575 062	529 224
2 ROAD TRACTOR,SEMITRAILER	1 381 259	1 141 990	2 014 617	1 619 265	1 289 427	974 929
784 PARTS,TRACTORS,MOTOR VEH	20 806 566	20 394 552	30 339 780	28 696 014	19 437 731	17 344 248
1 MOTOR VEHICLE CHASSIS	216 478	230 996	462 004	486 957	294 898	294 939
2 MOTOR VEHICLE BODIES	178 759	136 885	262 503	216 184	168 259	131 086
3 OTHER PARTS,MOTOR VEHICL	20 411 329	20 026 671	29 615 273	27 992 873	18 974 574	16 918 223
785 CYCLES,MOTORCYCLES ETC.	311 697	364 314	794 955	900 454	507 721	545 350
1 MOTORCYCLES ETC.	81 946	99 426	335 871	358 940	214 693	216 601
2 BICYCLES ETC.NON-MOTOR2D	66 199	86 804	116 763	147 424	73 859	90 157
3 INVALID CARRIAGES,PARTS	163 552	178 084	342 321	394 090	219 169	238 592
786 TRAILERS,SEMI-TRAILR,ETC	2 906 604	2 978 185	2 390 042	2 380 146	1 525 554	1 437 288
1 HOUSING,CAMPING,TRAILERS	285 063	345 724	430 117	476 322	273 378	287 792
2 TRAILERS,TRANSPORT GOODS	771 320	686 772	597 139	497 264	382 479	300 013
3 TRANSPORT CONTAINERS	86 491	122 670	65 332	74 312	41 555	45 027
8 OTH.NONMOTR VEH,TRLR PTS	1 763 730	1 823 019	1 297 454	1 332 248	828 142	804 456
791 RAILWAY VEHICLES.EQUIPNT	1 962 953	2 191 874	3 081 487	2 840 327	1 975 222	1 702 458
0 CPL IND PLANT CHAPTER 86	-	518	-	779	-	454
1 ELEC.LOCOS NON-SELF-GENR	18 232	4 233	68 032	28 349	42 118	16 481
2 OTHR.LOCOMOTIVES,TENDERS	92 874	72 648	241 308	100 577	155 585	61 529
6 SLF-PROP.RAIL,TRAM.COACH	11 366	41 203	63 821	160 809	40 471	96 731
7 RAIL,TRAM.COACH,ETC.N.SP	908 976	794 304	1 357 039	1 025 750	868 030	613 144
8 RAIL,TRAM.FRGT CARS ETC	418 657	779 657	334 784	658 549	213 072	390 031
9 RAIL.TRACK FIXTURES,PRTS	512 848	499 311	1 016 503	865 514	655 946	524 089
792 AIRCRAFT,ASSOCTD.EQUIPNT	174 295	173 928	16 646 027	17 254 823	10 657 848	10 454 544
1 HELICOPTERS	880	732	97 445	85 170	61 952	51 576
2 AIRCRFT ETC.ULW <=2000KG	1 807	822	23 080	20 636	14 742	12 352
3 AIRCRFT,ULW 2001-15000KG	2 440	1 058	165 570	126 721	104 401	78 140
4 AIRCRFT ETC.ULW >15000KG	83 873	95 115	9 884 016	11 804 669	6 314 111	7 153 472
5 SPACECRFT ETC.LAUNCH VEH	1 166	1 051	673 783	339 465	442 326	203 299
8 AIRCRAFT NES,ASSOC EQUIP	2 738	1 137	22 800	21 333	14 440	12 952
9 PARTS,NES,AIRCRAFT,EQUIP	81 391	74 013	5 779 353	4 856 829	3 706 876	2 942 753
793 SHIP,BOAT,FLOAT.STRUCTRS	10 623 063	10 444 248	4 114 111	3 422 307	2 605 957	2 068 200
1 YACHTS,SPORTS VESSLS,ETC	86 441	74 771	261 604	262 124	166 083	154 740
2 SHIPS,BOATS,OTHR.VESSELS	7 579 297	7 954 771	3 703 380	2 973 252	2 343 562	1 801 023
3 VESSELS,OTH.FLOAT.STRUCT	2 778 286	2 243 046	81 606	64 281	52 738	38 818
5 SPEC.PURPOSE VESSELS ETC	89 494	95 078	22 646	53 925	14 580	32 907
7 TUGS AND PUSHER CRAFT	79 339	63 677	22 583	30 773	14 880	17 791
9 OTHR.FLOATING STRUCTURES	10 206	12 905	22 292	37 952	14 134	22 921
800 CPL IND PLANT CHAP 90/94	31 528	13 579	190 448	149 204	122 260	89 724
811 PREFABRICATED BUILDINGS	625 627	962 030	237 518	297 318	152 716	178 340
812 PLUMBNG,SANITRY,EQPT.ETC	1 430 071	1 228 754	1 542 819	1 331 641	991 015	806 088
1 BOILRS.RADIATRS,ETC.N.EL	1 248 080	1 053 003	1 385 576	1 182 420	890 232	715 972
2 CERAMIC PLUMBNG FIXTURES	181 991	175 751	157 243	149 221	100 783	90 116
813 LIGHTNG FIXTURES ETC.NES	585 655	606 039	1 564 935	1 533 940	1 002 820	926 600
1 LAMPS,LIGHT FITTINGS NES	434 336	445 102	1 244 179	1 217 561	797 321	735 300
2 ILLUMINATED SIGNS ETC.	14 699	15 924	42 495	42 482	27 315	25 628
8 PARTS,PORTABLE ELEC LAMP	516	290	2 250	1 563	1 417	957
9 PARTS,LIGHT FITTING,SIGNS	136 104	144 723	276 011	272 334	176 767	164 715
821 FURNITURE,CUSHIONS,ETC.	8 257 267	9 365 732	6 896 384	7 418 459	4 415 539	4 487 144
1 CONVERTIBLE SEATS,PARTS	1 844 128	1 796 991	2 267 666	2 417 922	1 449 726	1 464 433
2 MATTRESSES, ETC.	243 439	244 389	343 343	350 659	219 854	212 443
3 METAL FURNITURE NES	836 818	856 868	687 651	706 608	439 993	426 629
5 FURNITURE,NES,OF WOOD	4 542 029	5 354 647	2 940 833	3 214 899	1 884 187	1 942 831
7 FURNITURE NES,OTHR.MATRL	114 527	131 246	163 566	180 021	105 157	108 900
8 PARTS,MTL,WOOD FURNITURE	876 326	981 591	493 325	548 350	316 622	331 908
831 TRUNK,SUITCASES,BAG,ETC	148 190	166 410	596 335	595 175	382 651	359 824
1 HANDBAGS,NES	11 020	11 102	153 545	136 391	98 582	82 818
2 TRUNKS,SUIT-CASES,ETC.	45 744	57 290	124 532	137 381	79 824	83 086
3 TRAVEL SET,TOILT,SEW,ETC	3 337	2 571	8 972	9 962	5 742	5 991
9 TRAVEL GOODS NES	88 089	95 447	309 286	311 441	198 503	187 929
841 MENS,BOYS CLOTHNG,X-KNIT	348 641	322 094	2 685 512	2 569 643	1 734 559	1 557 430
1 OVERCOATS,OUTERWEAR,ETC.	70 642	55 305	508 980	435 506	332 949	262 055
2 SUITS AND ENSEMBLES	32 630	37 219	446 606	486 839	286 812	295 850
3 JACKETS AND BLAZERS	37 047	37 637	511 834	488 198	330 896	295 744
4 TROUSERS,BREECHES,ETC.	135 576	130 363	779 328	779 933	500 363	473 625
5 SHIRTS	65 764	54 823	415 196	357 359	267 079	216 901
6 UNDERWEAR,NIGHTWEAR ETC.	6 982	6 747	25 568	21 808	16 440	13 255
842 WOMEN,GIRL CLOTHNG,XKNIT	405 555	388 076	4 908 157	4 842 105	3 171 177	2 946 540
1 OVERCOATS,OTH.COATS ETC.	93 430	82 950	862 309	753 273	567 325	453 270



4 IMPORTS AND EXPORTS (SPECIAL TRADE) BY GROUPS AND SUBGROUPS OF THE SITC-REV. III  
4.2 EXPORTS

GROUP / SUBGROUP	1992 DT = 100 KG	1991	1992 1 000 DM	1991	1992 1 000 \$	1991
8422 SUITS AND ENSEMBLES	23 798	22 986	376 088	365 192	240 446	223 799
3 JACKETS AND BLAZERS	52 727	49 913	892 172	850 964	577 801	517 630
4 DRESSES	17 829	19 138	312 319	333 052	198 384	204 691
5 SKIRTS & DIVIDED SKIRTS	73 023	74 540	886 465	894 847	572 006	545 526
6 TROUSERS, BREECHES ETC.	85 314	79 367	655 719	705 493	422 832	428 769
7 BLOUSES, SHIRT-BLOUSE, ETC.	51 688	50 739	871 915	892 841	559 484	544 768
8 UNDERWEAR, NIGHTWEAR ETC.	7 746	8 443	51 170	46 443	32 899	28 087
843 MENS, BOYS CLOTHING, KNIT	47 482	43 647	197 949	194 428	126 681	118 077
1 OVERCOATS, OUTERWEAR ETC.	1 676	2 244	13 058	15 443	8 402	9 412
2 SUITS, JACKETS, TROUSERS ETC.	6 622	6 244	34 204	34 809	21 939	21 066
7 SHIRTS, MENS BOYS, KNIT	13 012	10 315	53 541	47 784	33 723	29 080
8 UNDERWEAR, NIGHTWEAR ETC.	26 172	24 844	97 146	96 392	62 617	58 519
844 WOMEN, GIRLS CLOTHING, KNIT	130 346	124 248	919 633	876 851	594 220	529 292
1 OVERCOATS, OTH. COATS ETC.	2 387	2 089	17 856	16 383	11 629	9 862
2 SUITS, DRESSES, SKIRTS ETC.	58 825	50 804	519 217	453 066	336 636	272 598
7 BLOUSES, SHIRT-BLOUSE, ETC.	9 572	9 343	77 005	77 719	49 089	47 434
8 UNDERWEAR, NIGHTWEAR ETC.	59 562	62 012	305 555	323 683	196 866	193 398
845 OTHR. TEXTILE APPAREL, NES	318 369	283 652	2 370 724	2 098 218	1 531 453	1 269 630
1 BABIES' GARMENTS, CLTHS ACC	24 184	27 882	145 219	146 967	93 447	89 134
2 GARMENT, FELT, TXTL FABRIC	8 900	7 185	58 088	45 007	37 429	27 269
3 JERSEYS, PULLOVERS, ETC. KNIT	114 378	94 700	1 099 855	907 889	721 684	546 166
4 T-SHIRTS, OTHR. VESTS, KNIT	91 361	76 940	443 835	395 511	281 335	241 425
5 BRASSIERES, CORSETS, ETC.	28 942	25 148	257 857	238 950	165 331	144 262
6 SWIMWEAR	7 034	6 194	109 537	105 489	68 408	65 012
8 OTH. GARMENTS, NOT KNITTED	24 801	21 606	148 276	135 265	94 683	82 070
9 OTHER GARMENTS KNITTED	18 769	24 017	108 057	123 140	69 136	74 292
846 CLOTHING ACCESSORIES, FABRIC	220 612	212 137	1 056 598	992 310	680 047	599 978
1 ACCESSORIES, NOT KNITTED	65 658	57 004	417 782	372 420	269 551	224 762
2 HOSIERY, ETC. KNITTED	104 852	103 357	454 888	426 620	292 570	258 815
9 OTH. MADE-UP CLOTH. ACCESS	50 102	51 776	183 928	193 270	117 926	116 401
848 CLOTHING, NONTEXTILE; HEADGEAR	117 261	115 852	797 170	775 591	515 713	468 962
1 LEATHER APPAREL, ACCESSORIES	31 465	32 360	355 322	360 825	230 275	218 290
2 PLASTIC, RUBBER, APPAREL, ETC.	63 019	57 657	139 939	122 472	89 937	73 966
3 ARTICLES, ACCESSORIES, FUR	5 418	6 183	198 749	204 408	129 125	123 678
4 HEADGEAR, FITTINGS, NES	17 359	19 652	103 160	87 886	66 376	53 028
851 FOOTWEAR	576 803	598 670	2 084 407	2 280 801	1 339 260	1 391 554
1 FOOTWEAR, W. METAL TOE-CAP	13 288	13 980	48 420	46 950	30 973	28 429
2 SPORTS FOOTWEAR	52 527	45 509	208 595	175 011	133 929	105 856
3 FOOTWEAR, NES, RUBBER, PLST	45 387	52 934	105 547	108 393	67 712	64 880
4 OTH. FOOTWEAR, LTHR. UPPERS	243 813	276 473	1 247 815	1 483 640	802 910	908 420
5 OTH. FOOTWEAR, TEXTILE UPPR	41 072	31 824	102 024	91 228	65 459	55 298
7 FOOTWEAR, NES	1 918	2 614	5 154	9 403	3 309	5 795
9 PARTS FOOTWEAR, ETC.	178 798	175 336	366 852	368 176	234 968	222 876
871 OPTICAL INSTRUMENTS, NES	35 220	27 673	913 555	878 758	587 728	530 249
1 BINOCULARS, TELESCOPE ETC	3 409	3 733	98 057	87 646	63 186	52 640
3 NON-OPTIC. MICROSCOPE ETC	1 142	1 000	47 133	41 279	30 303	24 676
4 COMPOUND OPTIC. MICROSCOPES	9 256	9 296	347 747	349 314	223 475	211 378
9 LIQ. CRYSTAL DEVICES; LASERS	21 413	13 644	420 618	400 519	270 764	241 555
872 MEDICAL INSTRUMENTS, NES	341 493	338 781	3 817 204	3 634 424	2 450 427	2 199 347
1 DENTAL INSTRUMENTS, NES	23 139	24 357	580 235	535 190	372 854	324 337
2 OTHR. MEDICAL INSTRUMENTS	228 380	220 433	2 595 009	2 450 096	1 665 801	1 480 535
3 THERAPEUTIC APPARATUS	37 057	43 488	421 287	445 672	270 370	271 454
4 MEDICAL, BARBER'S FURNITURE	52 917	50 503	220 673	203 466	141 602	123 021
873 METERS, COUNTERS, NES	128 190	113 482	881 390	784 594	564 780	473 903
1 GAS, LIQUID, ELECTRIC METERS	100 651	89 154	410 123	359 443	262 816	216 558
2 REV. COUNTERS, METERS ETC.	27 539	24 328	471 267	425 151	301 964	257 345
874 MEASURE, CONTROL INSTRUMENT	680 910	651 014	11 440 466	10 701 942	7 342 673	6 464 577
1 COMPASSES, SURVEY INSTRUMENT	11 808	14 173	506 878	550 555	325 372	333 276
2 DRAWING, MEASURING INSTRUMENT	251 284	244 327	3 183 951	2 891 862	2 046 492	1 746 386
3 GAS, LIQ. MEAS. CONTROL INSTR	86 081	85 211	1 097 785	1 059 342	704 194	639 793
4 INSTRUMENTS, ANALYSIS ETC	77 463	71 617	1 993 500	1 802 976	1 278 277	1 089 894
5 MEAS. CONTROL, SCI INSTR, NES	87 508	79 748	1 035 887	1 105 095	664 029	667 169
6 AUTOMATIC CONTROL INSTRUMENT	135 293	123 630	2 132 596	1 812 122	1 367 410	1 095 466
7 OSCILLOSCOPES, ETC.	26 759	26 932	1 414 378	1 383 879	908 634	834 529
9 PARTS, MACH, INSTRUMENT, NES	4 714	5 376	75 491	96 111	48 265	58 064
881 PHOTOGRAPH APPAR. ETC. NES	130 312	137 078	1 374 311	1 422 748	880 923	861 340
1 CAMERAS, FLASH EQUIPMENT, ETC	22 944	29 346	450 500	463 016	288 852	279 423
2 CINE. CAMERAS, PROJECT. ETC	4 121	4 925	103 982	122 214	66 577	73 568
3 PHOTO, CINE. EQUIPMENT, NES	103 247	102 807	819 829	837 518	525 494	508 349
882 PHOTO. CINEMATOGRAPH. SUPPL	1 671 362	1 533 990	2 857 790	2 765 540	1 835 732	1 668 217
1 PHOTO CHEM. GOODS, RETAIL	469 247	452 953	422 417	377 080	271 232	228 083
2 PHOTO FILM FLAT UNEXPOSED	346 339	336 890	689 332	672 718	443 240	407 715
3 PHOTO FILM ROLL UNEXPOSED	135 874	135 889	771 857	769 790	496 087	463 868
4 PHOTO PAPER ETC. UNEXPOSED	714 387	602 344	847 804	832 039	544 080	499 750
5 PHOTO FILM, EXPOSED, UNDEVELOPED	729	287	3 679	3 662	2 359	2 200
6 PHOTO FILM, EXPOSED DEVELOPED	4 786	5 627	122 701	110 251	78 734	66 601
883 CINE. FILM EXPOSED. DEVELOPED	703	902	9 639	10 470	6 170	6 319
1 CINE FILM, 35MM+, DEVELOPED	624	769	7 017	7 493	4 489	4 533
9 OTH. CINE FILM EXPOSED, DEVELOPED	79	133	2 622	2 977	1 681	1 786
884 OPTICAL GOODS, NES	21 326	23 128	1 378 018	1 303 032	883 684	787 302



4 IMPORTS AND EXPORTS (SPECIAL TRADE) BY GROUPS AND SUBGROUPS OF THE SITC-REV. III  
4.2 EXPORTS

GROUP / SUBGROUP	1992 DT = 100 KG	1991	1992 1 000 DM	1991	1992 1 000 \$	1991
8841 OPTC.FIBR.LENS ETC.UNMNT	9 948	10 392	460 412	433 219	294 717	261 804
2 SPECTACLES AND FRAMES	8 642	9 559	510 115	488 020	327 381	295 074
3 LENSES,PRISMS,ETC.MOUNTD	2 736	3 177	407 491	361 793	261 586	230 424
885 WATCHES AND CLOCKS	98 255	109 635	1 370 851	1 403 961	878 906	847 270
891 ARMS AND AMMUNITION	68 399	65 033	350 652	349 787	225 307	210 616
1 ARMD.FIGHT.VEHCL,WEAPONS	2 151	1 946	68 810	77 015	44 079	46 596
2 BOMB,MINES,MISSL.AMM.ETC	49 511	49 766	107 437	119 302	69 269	71 551
3 NON-MILITARY ARMS	14 597	11 153	139 069	127 240	89 221	76 743
9 PARTS,ACCESSOR.OF WEAPON	2 140	2 168	35 336	26 230	22 738	15 726
892 PRINTED MATTER	6 986 800	6 841 420	5 736 654	5 591 378	3 692 571	3 380 707
1 PRINTED BOOKS,GLOBES ETC	1 233 819	1 204 622	1 614 765	1 610 426	1 037 678	973 402
2 NEWSPAPER,PERIODICAL,ETC	2 154 803	2 212 799	1 504 483	1 487 932	966 677	900 599
4 POSTCARDS,TRANSFERS ETC.	91 195	77 673	237 343	212 933	152 038	128 438
8 PRINTED MATTER, NES	3 506 983	3 346 326	2 380 063	2 280 087	1 536 178	1 378 268
893 ARTICLES,NES,OF PLASTICS	7 578 678	7 226 085	7 426 971	7 062 162	4 767 329	4 265 097
1 PLASTIC CONTAINERS ETC.	3 586 492	3 378 243	2 599 585	2 506 639	1 669 794	1 514 094
2 BUILDERS'WARE, PLASTICS	907 416	813 009	997 118	955 451	640 809	575 594
3 PLASTIC FLR,WALL,COVERNG	884 600	931 797	616 124	639 093	395 665	387 447
9 PLASTIC ARTICLES NES	2 200 170	2 103 036	3 214 144	2 961 979	2 061 061	1 787 962
894 BABY CARRIAGE,TOYS,GAMES	1 091 631	1 197 095	2 089 739	2 134 517	1 347 111	1 285 051
1 BABY CARRIAGES,PARTS,NES	53 033	71 997	71 831	95 221	45 572	57 186
2 CHILDREN'S TOYS	508 136	552 613	1 016 841	1 062 696	656 316	638 685
3 FUNFAIR,TABLE GAME ARTCL	147 568	141 140	305 932	268 837	197 179	162 065
4 FESTIVE ARTICLES ETC.NES	54 616	55 240	136 516	133 886	89 294	80 215
6 FAIRGROUND AMUSEMNTS ETC	27 315	61 792	70 491	96 104	44 267	58 603
7 SPORTS GOODS	300 963	314 313	488 128	477 773	314 483	288 297
895 OFFICE,STATIONERY SUPPLS	405 929	416 140	1 354 839	1 392 721	868 532	839 911
1 BASE METAL OFFICE SUPPLS	145 557	139 995	93 625	95 079	59 923	57 512
2 PENS,PENCILS,FOUNTN.PENS	156 014	158 321	921 535	920 567	591 432	554 589
9 OTH.OFFICE,STATNRY.SUPPL	104 358	117 824	339 679	377 075	217 177	227 810
896 WORKS OF ART,ANTIQUE ETC	11 839	10 822	1 181 140	1 558 685	759 752	937 269
1 HAND PAINTNGS,DRAWING ETC	1 836	2 218	760 806	1 066 649	489 368	641 407
2 ORIGINAL PRINTS ETC.	155	300	38 848	68 620	24 999	40 971
3 ORIGINAL SCULPTURES ETC.	4 548	3 363	104 197	149 325	67 434	89 407
4 STAMPS FOR PHILATELY	1 332	768	58 698	52 220	37 592	31 520
5 COLLECTIONS SCIENTFC.ETC	826	1 170	97 866	97 866	64 160	59 043
6 ANTIQUES OVER 100YRS OLD	3 142	3 003	120 725	124 005	76 199	74 921
897 GOLD,SILVERWARE,JEWL NES	13 651	9 589	1 281 229	1 268 937	822 469	765 620
898 MUSICAL INSTRUMENTS,ETC.	1 134 629	1 290 841	3 867 879	4 131 231	2 482 123	2 499 911
1 STRING MUSICAL INSTRUMNT	32 432	47 253	165 671	211 399	105 973	127 916
2 MUSICAL INSTRUMENTS NES	20 345	22 240	165 154	172 359	106 023	104 061
4 MAGNETIC TAPE,UNRECORDED	601 606	762 615	1 131 002	1 537 608	722 889	931 536
5 OTH.BLANK RECORDNG MEDIA	70 527	63 676	311 348	266 980	200 354	161 369
6 MAGNETIC TAPES, RECORDED	67 903	67 772	315 421	322 433	202 722	196 294
7 OTHER RECORDED MEDIA	322 043	309 076	1 650 104	1 496 627	1 061 320	905 029
9 PARTS,MUSICAL INSTRUMENT	19 773	18 209	129 179	123 825	82 842	74 706
899 MISC MANUFCTRD GOODS NES	884 315	870 202	2 150 845	2 087 999	1 379 480	1 261 382
1 CARVED,MOULDED GOODS NES	7 713	7 719	36 595	33 177	23 451	20 063
2 ARTIFICIAL FLOWERS ETC.	15 528	13 473	48 777	49 664	31 276	30 184
3 CANDLES,MATCHES,ETC.	375 273	369 061	229 571	232 867	147 912	140 664
4 UMBRELLAS,WALKING-STICKS	105 245	107 416	89 333	97 299	56 987	58 983
6 ARTIFICIAL AIDS,DISABLED	11 980	12 155	657 842	645 126	421 967	390 269
7 BASKETS,BROOMS,BRUSH,ETC	229 994	224 116	457 279	409 233	293 451	246 704
8 SMALL-WARES,TOILETRS NES	100 216	102 859	534 320	515 346	342 612	311 039
9 MANUFACTURED GOODS,NES.	38 366	43 403	97 128	105 287	61 824	63 496
911 MAIL NOT CLASSED BY KIND	-	-	-	-	-	-
931 SPEC.TRANSACTION NOT CLASSD	7 250 500	6 930 056	8 760 591	9 727 935	5 613 780	5 924 822
941 COMPL IND PLANT CHAPT 99	288 315	228 573	255 422	365 087	163 625	219 873
961 COIN NONGOLD NONCURRENT	23 158	30 998	51 521	65 923	33 515	40 027
971 GOLD,NONMONTY EXCL ORES	885	1 454	988 503	1 303 960	633 306	790 960
972 MONETARY GOLD,GOLD COINS	98	124	173 111	178 361	111 224	106 707
TOTAL	2 156 383 419	2 112 543 666	671 202 643	685 813 466	430 387 531	402 638 752



5 IMPORTS AND EXPORTS (SPECIAL TRADE) BY CONTINENTS AND COUNTRIES  
(COUNTRIES OF PRODUCTION AND CONSUMPTION)

COUNTRY	IMPORTS									EXPORTS																
	1992			1991			1992			1991			1992			1991										
	1 000 DM			1 000 \$			1 000 DM			1 000 \$			1 000 DM			1 000 \$										
EUROPE	463	459	157	464	392	193	296	883	875	280	772	376	516	532	255	516	089	459	331	128	781	312	235	394		
FRANCE	76	422	977	78	876	740	48	880	658	47	682	210	86	999	184	87	500	559	55	777	247	52	953	272		
BELGIUM LUX	44	823	434	45	890	536	28	691	561	27	745	646	49	578	635	48	730	417	31	742	482	29	492	028		
NETHERLANDS	61	166	084	62	663	221	39	177	587	37	929	200	55	747	983	56	069	186	35	747	528	33	893	899		
ITALY	58	467	972	59	709	751	37	439	799	36	065	018	62	394	719	61	288	826	39	945	796	37	054	026		
UNITD KINGDOM	43	571	933	42	693	314	27	948	103	25	784	924	51	951	655	50	684	717	33	330	313	30	640	051		
IRELAND	6	159	805	5	375	609	3	948	493	3	248	175	2	943	804	2	881	857	1	889	120	1	740	075		
DENMARK	14	364	238	13	384	073	9	213	878	8	091	032	12	976	928	12	405	865	8	335	648	7	500	675		
GREECE	3	690	824	3	845	845	2	365	063	2	321	663	7	553	588	6	416	158	4	835	413	3	875	314		
PORTUGAL	5	910	763	5	619	768	3	791	787	3	397	650	7	122	270	7	516	872	4	566	890	4	565	675		
SPAIN	17	087	561	16	877	586	10	912	605	10	233	774	27	424	611	26	507	783	17	550	497	16	017	327		
CANARY IS		158	939		153	188		99	106		97	123		441	758		449	610		283	391		272	112		
CEUTA MEL			960		2	481			622		1	447		36	746		35	270		23	500		21	393		
ICELAND		369	957		378	020		236	569		229	779		274	206		323	273		176	022		193	477		
FAEROE IS		105	970		128	053		67	910		76	999		32	207		7	978		19	972		4	792		
NORWAY	9	107	822	8	374	897	5	825	763	5	075	353	6	659	317	5	369	453	3	628	987	3	246	273		
SWEDEN	14	094	353	14	507	428	9	024	354	8	773	493	14	630	450	14	982	813	9	383	650	9	073	426		
FINLAND	6	550	198	6	580	517	4	195	263	3	981	836	5	658	774	5	837	170	3	624	757	3	538	121		
SWITZERLAND	25	352	301	25	326	909	16	262	745	15	302	292	35	604	639	37	643	885	22	851	017	22	749	653		
AUSTRIA	28	009	115	26	907	917	17	960	797	16	255	403	39	922	019	39	554	994	25	635	168	23	904	288		
ANDORRA		3	137		3	213		2	004		1	953		94	016		93	536		59	834		56	447		
GIBRALTAR		11	377		11	436		7	198		6	993		46	731		25	160		30	306		15	344		
VATICAN CITY		1	122		1	048			702			631		4	739		2	250		3	075		1	361		
MALTA		377	310		383	648		241	747		231	771		385	810		391	200		247	128		236	102		
YUGOSLAVIA	2	297	964	7	730	909	1	413	847	4	675	008	1	991	462	6	905	613	1	222	265	4	185	623		
TURKEY	6	831	676	6	401	948	4	386	650	3	886	494	6	601	409	7	028	965	4	230	099	4	279	744		
ESTONIA		77	780		-	-		50	201		-	-		128	481		-	-		83	634		-	-		
LATVIA		285	370		-	-		185	800		-	-		199	840		-	-		130	799		-	-		
LITHUANIA		322	704		-	-		209	591		-	-		256	407		-	-		167	265		-	-		
SOVIET UNION	4	036	726	14	152	424	2	484	200	8	574	090	5	299	653	17	683	913	3	260	333	10	771	790		
POLAND	8	286	913	7	250	395	5	326	242	4	374	704	8	233	009	8	475	446	5	293	680	5	132	490		
CZECHOSLOVA	7	280	547	5	098	705	4	672	682	3	070	345	8	241	380	4	966	140	5	304	022	3	001	902		
HUNGARY	4	623	457	4	277	020	2	970	143	2	582	188	4	687	133	4	219	996	3	007	239	2	547	008		
ROMANIA	1	254	284	1	212	768		805	891		731	217	1	326	382	1	215	114		853	132		739	021		
BULGARIA		605	030		536	968		389	774		322	190		872	804		793	403		559	498		482	346		
ALBANIA		23	949		35	858		15	254		21	775		48	648		82	037		31	260		50	299		
UKRAINE		321	286		-	-		211	207		-	-		959	402		-	-		632	620		-	-		
BEARLARS		169	909		-	-		112	567		-	-		333	543		-	-		218	567		-	-		
MOLDOVA		7	843		-	-		5	144		-	-		17	780		-	-		11	740		-	-		
RUSSIA	7	573	149		-	-	4	954	683		-	-	6	354	075		-	-	4	149	147		-	-		
GEORGIA		7	130		-	-		4	745		-	-		9	872		-	-		6	610		-	-		
ARMENIA		1	019		-	-		6	885		-	-		6	575		-	-		4	288		-	-		
AZERBAIJAN		8	696		-	-		5	685		-	-		30	722		-	-		20	201		-	-		
KAZAKHSTAN		62	984		-	-		41	109		-	-		135	632		-	-		89	626		-	-		
TURKMENISTAN		4	736		-	-		3	154		-	-		39	013		-	-		25	604		-	-		
UZBEKISTAN		50	164		-	-		32	845		-	-		105	838		-	-		69	964		-	-		
TADJIKISTAN		2	424		-	-		1	573		-	-		20	337		-	-		13	515		-	-		
KYRGHYZSTAN		607			-	-		391			-	-		5	390		-	-		3	591		-	-		
YUGOSLAVIA		722	783		-	-		467	230		-	-		746	900		-	-		479	906		-	-		
SLOVENIA	1	895	068		-	-	1	245	802		-	-	1	378	144		-	-		903	780		-	-		
CROATIA		801	089		-	-		528	402		-	-		955	738		-	-		627	203		-	-		
BOS HERZEGOV		95	718		-	-		64	064		-	-		61	898		-	-		41	518		-	-		
AFRICA	16	449	090	17	463	066	10	556	024	10	547	432	15	376	634	15	930	712	9	859	464	9	616	014		
MOROCCO		913	471		953	549		582	411		580	434		1	057	997		995	177		679	555		602	258	
ALGERIA	2	445	130	1	873	654	1	575	154	1	130	786		837	492		1	220	366		538	070		738	951	
TUNISIA	1	203	701	1	237	079		771	547		746	944		1	345	691		1	211	041		862	304		733	097
LIBYA	2	934	061	3	537	541	1	890	425	2	132	957		957	414		1	148	439		609	229		691	438	
EGYPT		415	510		447	379		265	840		270	461		1	919	384		1	814	823	1	231	482	1	101	061
SUDAN		45	230		56	780		29	124		34	588		119	122		163	888		76	385					



5 IMPORTS AND EXPORTS (SPECIAL TRADE) BY CONTINENTS AND COUNTRIES  
(COUNTRIES OF PRODUCTION AND CONSUMPTION)

COUNTRY	IMPORTS				EXPORTS			
	1992 1 000 DM	1991	1992 1 000 \$	1991	1992 1 000 DM	1991	1992 1 000 \$	1991
COMOROS	5 272	6 186	3 344	3 762	752	1 456	485	867
MAYOTTE	629	93	398	58	402	533	260	317
ZAMBIA	27 701	31 114	17 493	18 502	60 070	72 982	38 792	44 135
ZIMBABWE	296 281	395 555	189 241	241 263	154 457	257 296	98 930	154 846
MALAWI	159 034	113 242	101 635	68 584	52 859	46 115	33 895	27 613
SOUTH AFRICA	3 115 522	3 194 597	1 998 249	1 918 364	4 339 047	4 709 133	2 786 675	2 839 181
NAMIBIA	49 972	49 790	32 210	29 842	24 395	20 082	15 709	11 892
BOTSWANA	54 951	59 014	35 281	34 531	12 103	18 647	7 750	11 290
SWAZILAND	10 487	20 954	6 876	12 560	6 515	6 728	4 266	4 140
LESOTHO	15 375	16 793	10 002	10 055	20 459	18 321	12 983	10 971
AMERICA	61 323 271	62 911 973	39 244 897	37 873 738	61 209 339	60 169 654	39 308 383	36 330 103
USA	42 357 713	42 220 364	27 089 268	25 414 164	42 704 271	41 726 567	27 419 487	25 218 324
CANADA	4 273 915	4 841 254	2 739 705	2 922 566	4 202 844	4 982 041	2 694 984	3 002 703
GREENLAND	2 961	13 698	1 896	8 131	1 965	3 295	1 124	1 822
ST PIERRE	11 143	6 145	6 930	3 681	1 458	1 259	969	793
MEXICO	895 101	1 092 831	572 452	657 362	4 353 908	4 100 170	2 796 694	2 469 751
BERMUDA	1 742	498	1 108	303	10 485	84 080	6 709	49 260
GUATEMALA	120 561	95 656	77 042	57 690	159 680	112 786	102 716	68 081
BELIZE	5 415	2 003	3 461	1 183	1 931	1 585	1 220	945
HONDURAS	171 173	131 146	109 431	78 252	39 637	38 242	25 411	22 973
EL SALVADOR	79 780	179 726	51 313	108 324	80 944	114 005	51 879	68 536
NICARAGUA	65 167	96 589	41 723	57 757	27 792	21 853	17 655	13 196
COSTA RICA	344 812	472 322	220 534	283 791	113 216	91 960	72 639	55 418
PANAMA	302 042	369 284	192 901	221 723	193 136	195 446	124 092	119 390
ANGUILLA	65	42	40	26	23	51	15	33
CUBA	42 795	39 451	27 373	23 926	93 090	198 948	59 356	123 369
ST CHRISTOPH	60	36	39	18	109	187	71	112
HAITI	11 528	13 297	7 417	7 999	16 553	19 553	10 577	11 929
BAHAMAS	36 992	14 756	23 179	8 964	44 468	34 115	27 859	20 205
TURKS CAICOS	280	54	180	32	567	1 198	362	745
DOMINIC REP	41 841	53 747	26 671	31 927	71 005	51 704	45 436	30 958
AM VIRGIN IS	35	96	23	62	22 492	6 230	14 662	3 790
GUADELOUPE	739	533	479	320	49 810	51 082	31 818	30 728
ANTIGUA	915	460	572	286	10 710	5 319	6 995	3 162
DOMINICA	507	120	320	70	1 407	2 650	899	1 611
BRIT VIRG IS	2 191	1 314	1 461	824	8 653	19 861	5 479	11 420
MARTINIQUE	96	32 788	615	19 996	65 557	58 066	42 041	35 010
CAYMAN IS	574	188	34	124	28 145	5 376	17 429	3 180
JAMAICA	88 169	130 056	56 583	77 906	27 408	30 681	17 505	18 432
ST LUCIA	1 985	1 150	1 271	691	3 988	4 614	2 601	2 743
ST VINCENT	31	163	19	94	4 163	16 362	2 654	10 698
BARBADOS	2 517	2 312	1 606	1 391	22 404	22 548	14 375	13 506
TRINIDAD TOB	77 982	23 181	49 639	14 052	120 723	35 946	78 624	21 715
GRENADA	3 013	3 495	1 918	2 111	844	1 360	526	818
ARUBA	3 375	612	2 223	345	7 959	8 711	5 112	5 234
NETH ANTILL	62 780	56 435	40 404	34 297	36 535	71 056	23 215	42 980
COLOMBIA	1 267 619	1 334 416	811 322	805 087	753 617	824 677	484 228	490 911
VENEZUELA	1 467 363	1 366 122	940 086	820 092	1 263 033	1 120 797	807 240	672 062
GUYANA	9 243	11 792	5 917	7 210	5 971	10 311	3 789	6 163
SURINAME	53 533	45 854	34 344	28 474	20 188	20 832	12 701	12 438
FRENCH GUIAN	4 007	1 180	2 536	716	274 453	296 393	176 556	181 088
ECUADOR	452 157	444 875	288 175	266 324	296 143	248 143	190 552	150 293
PERU	315 521	411 776	201 657	249 554	243 397	260 608	156 333	156 654
BRAZIL	5 377 991	5 454 149	3 453 150	3 289 844	2 902 859	3 021 979	1 869 198	1 821 369
CHILE	1 251 687	1 431 490	797 839	862 671	976 093	786 178	630 860	473 801
BOLIVIA	33 700	43 231	21 739	26 027	118 738	121 906	76 343	73 697
PARAGUAY	42 294	113 499	27 860	66 695	67 671	75 267	43 463	45 886
URUGUAY	211 539	240 171	135 754	144 856	157 327	140 873	100 708	84 511
ARGENTINA	1 826 009	2 116 422	1 174 528	1 285 119	1 601 750	1 122 738	1 033 012	677 634
FALKLAND IS	253	1 194	160	681	219	45	150	26
ASIA	92 941 570	95 838 809	59 607 837	57 839 027	72 652 950	68 710 987	46 610 563	41 485 920
CYPRUS	148 797	131 577	95 076	79 345	1 010 530	648 640	641 539	387 858
LEBANON	23 208	24 624	14 784	14 873	403 542	380 086	257 790	228 168
SYRIA	1 118 845	1 201 004	717 901	724 209	546 508	456 799	351 056	276 860
IRAQ	232	3 848	159	2 514	11 523	21 986	7 312	13 306
IRAN	1 130 657	1 488 996	725 629	901 908	7 960 798	6 727 354	5 102 110	4 066 097
ISRAEL	1 353 498	1 464 445	864 053	890 742	3 208 932	3 036 438	2 060 487	1 841 857
JORDAN	12 577	38 384	8 031	23 112	377 568	286 536	242 171	172 042
SAUDI ARABIA	1 983 312	2 071 489	1 272 435	1 249 727	4 233 612	4 022 148	2 712 354	2 413 000
KUWAIT	96 149	7 413	62 828	4 652	865 548	452 865	555 706	273 191
BAHRAIN	51 496	24 174	33 347	14 540	342 875	243 033	216 877	147 585
QATAR	23 381	25 237	15 493	14 795	201 576	270 018	129 403	161 912
ARAB EMIRAT	236 306	323 659	151 701	193 386	1 742 110	1 714 047	1 114 475	1 028 492
OMAN	11 527	12 709	7 528	7 705	307 115	272 975	198 891	164 594
YEMEN	529 723	592 445	337 591	359 187	128 675	165 411	82 902	99 117
AFGHANISTAN	28 982	42 117	18 505	25 634	18 180	28 335	11 472	17 095
PAKISTAN	851 421	920 204	545 294	557 103	1 097 797	1 086 195	704 232	656 318
INDIA	2 688 279	2 769 979	1 722 502	1 680 974	2 840 645	2 392 752	1 814 939	1 455 497
BANGLADESH	337 630	353 707	217 076	212 067	157 250	165 457	101 052	100 883
MALDIVES	9 684	7 051	6 223	4 265	3 175	4 153	2 050	2 489
SRI LANKA	415 082	378 990	266 721	228 779	187 598	152 881	120 152	91 738
NEPAL	263 530	207 760	168 957	126 574	32 830	17 801	20 760	10 625
BHUTAN	252	4	161	3	2 612	2 509	1 731	1 492
MYANMAR	16 888	13 164	10 870	7 975	32 268	55 850	20 447	34 319
THAILAND	2 926 435	2 910 319	1 876 566	1 757 314	2 711 222	2 910 614	1 743 290	1 752 510
LAOS	9 084	15 813	5 781	9 484	1 995	1 372	1 299	807
VIETNAM	364 001	167 029	237 727	99 776	78 448	117 228	50 341	73 843
CAMBODIA	41 119	27 980	26 688	16 667	7 351	4 728	4 815	2 766
INDONESIA	2 173 723	1 975 309	1 394 091	1 191 134	3 100 878	2 921 268	1 994 013	1 761 895
MALAYSIA	3 484 432	3 138 237	2 232 763	1 890 916	2 125 474	2 231 898	1 366 289	1 347 391
BRUNEI	14 799	6 269	9 201	3 834	99 869	68 348	63 403	40 999
SINGAPORE	3 700 674	3 448 453	2 374 935	2 082 690	3 220 654	3 261 402	2 069 442	1 966 276
PHILIPPINES	1 173 715	1 104 731	753 822	686 768	976 187	860 268	626 151	521 592
MONGOLIA	6 613	6 737	4 211	4 040	27 678	12 144	17 922	7 346
CHINA	11 651 179	11 558 511	7 487 295	6 986 415	5 744 105	4 064 060	3 694 865	2 451 078
NORTH KOREA	134 517	119 963	87 160	72 008	82 591	79 665	52 800	48 050



5 IMPORTS AND EXPORTS (SPECIAL TRADE) BY CONTINENTS AND COUNTRIES  
(COUNTRIES OF PRODUCTION AND CONSUMPTION)

COUNTRY	IMPORTS				EXPORTS			
	1992 1 000 DM	1991 1 000 DM	1992 1 000 \$	1991 1 000 \$	1992 1 000 DM	1991 1 000 DM	1992 1 000 \$	1991 1 000 \$
SOUTH KOREA	5 377 559	5 584 392	3 448 362	3 376 822	4 814 195	5 114 679	3 085 237	3 086 454
JAPAN	38 038 244	39 663 567	24 366 078	23 882 435	14 700 683	16 494 469	9 423 855	9 992 503
TAIWAN	7 425 109	8 018 214	4 752 190	4 849 969	4 977 924	4 429 914	3 201 761	2 662 466
HONG KONG	4 704 857	5 585 829	3 038 012	3 382 293	4 248 379	3 524 548	2 730 762	2 119 313
MACAO	384 054	404 476	250 090	242 393	22 050	10 123	14 410	6 096
AUSTRALIA AND OCEANIA	3 108 598	3 075 427	1 990 991	1 851 792	4 477 875	3 851 408	2 866 876	2 325 330
AUSTRALIA	2 143 525	2 088 005	1 370 045	1 259 690	3 867 542	3 307 029	2 476 804	1 995 372
PAPUA NEW G	257 002	272 605	165 931	163 458	25 863	15 083	16 524	9 410
AUST OCEANIA	41	67	26	41	1 696	739	1 072	452
NAURU	26	13	17	9	386	476	244	280
NEW ZEALAND	620 797	615 544	398 626	368 348	473 512	444 263	303 241	269 666
SOLOMON IS	4 884	5 782	3 152	3 487	5 098	1 326	3 323	794
TUVALU	274	1	181	-	12	10	8	6
AMER OCEANIA	-	148	-	89	-	5 003	-	2 964
NEW CALEDON	55 367	68 649	35 843	41 859	39 103	35 662	25 070	21 249
AM OCEANIA	1	-	1	-	3 724	-	2 375	-
WALLIS FUTUN	-	-	-	-	35	22	23	13
KIRIBATI	137	591	88	392	1 034	331	664	202
PITCAIRN	-	-	-	-	13	-	8	-
N ZEAL OCEAN	1 354	585	848	346	5 267	4 400	3 418	2 665
FIJI	7 056	3 557	4 565	2 194	6 141	8 290	3 889	4 945
VANUATU	14 301	13 422	9 229	8 146	626	375	413	216
TONGA	43	29	27	18	258	358	174	208
WEST SAMOA	798	118	531	68	3 607	3 482	2 323	2 119
FR POLYNESIA	844	529	543	324	29 013	24 475	18 315	14 721
MICRONESIA	-	-	-	-	1	-	1	-
MARSHALL ISL	1 811	-	1 113	-	14 682	-	8 880	-
POLAR REG	337	5 782	225	3 323	162	84	107	48
MISCELLANEOUS	264 483	232 909	170 858	139 961	953 590	1 061 246	613 464	645 991
SHIPS SUPPL	258 487	223 834	167 070	134 529	946 132	1 060 095	608 625	645 308
UNID COUNTR	5 996	9 075	3 788	5 432	7 458	1 151	4 839	683
TOTAL	637 546 169	643 914 377	408 454 482	389 024 326	671 202 643	665 813 466	430 387 531	402 638 752



## 6 IMPORTS AND EXPORTS (SPECIAL TRADE) BY GROUPS OF THE SITC-REV. III AND BY COUNTRIES OF PRODUCTION AND CONSUMPTION 1992

GROUP COUNTRY	DT = 100 KG	1 000 DM	1 000 \$	GROUP COUNTRY	DT = 100 KG	1 000 DM	1 000 \$
001 LIVE ANIMALS				EGYPT	24 976	4 349	2 855
IMPORTS	3 314 445	1 103 136	707 927	SUDAN	687	321	203
FRANCE	292 832	164 250	105 535	NIGERIA		51	35
BELGIUM LUX	203 307	70 539	45 381	KENYA	16	77	52
NETHERLANDS	1 928 334	577 066	368 616	SOUTH AFRICA	76	994	634
ITALY	2 686	2 129	1 378	USA	1 278	7 088	4 572
UNTD KINGDOM	36 937	20 977	13 449	CANADA	165	353	228
IRELAND	6 392	6 513	4 195	MEXICO	78	297	184
DENMARK	264 317	74 559	48 400	GUATEMALA	23	315	201
PORTUGAL	232	162	105	COSTA RICA	3	58	37
SPAIN	1 505	1 326	856	COLOMBIA	83	1 214	768
ICELAND	3 173	2 537	1 630	ECUADOR	5	76	47
NORWAY	100	176	112	PERU	4 001	1 399	967
SWEDEN	605	2 020	1 308	BRAZIL	780	1 825	1 172
FINLAND	310	680	444	CHILE	5	68	44
SWITZERLAND	10 437	5 782	3 748	ARGENTINA	33	165	106
AUSTRIA	212 454	50 812	32 840	LEBANON	237 674	23 476	14 743
TURKEY	7	59	38	SYRIA	9 251	2 188	1 398
LATVIA	415	58	37	IRAN	115	4 448	2 892
LITHUANIA	2 574	638	350	ISRAEL	3 078	602	381
SOVIET UNION	507	357	221	JORDAN	24 738	4 536	2 913
POLAND	135 143	39 662	25 657	SAUDI ARABIA	51 983	9 960	6 198
CZECHOSLOVA	136 711	32 601	21 404	KUWAIT	14 651	5 019	3 117
HUNGARY	57 201	16 248	10 397	BAHRAIN	279	402	266
ROMANIA	523	88	58	QATAR	1 521	673	445
BULGARIA	1 025	149	93	ARAB EMIRAT	1 512	568	354
UKRAINE	354	119	82	PAKISTAN	116	856	547
BELARUS	374	50	33	SRI LANKA	27	227	150
RUSSIA	1 498	615	402	THAILAND	101	705	456
SLOVENIA	804	175	112	INDONESIA	34	1 327	858
EGYPT	9	69	45	MALAYSIA	50	441	285
SENEGAL	20	176	113	SINGAPORE	5	70	45
GHANA	20	140	89	PHILIPPINES	20	509	322
CAMEROON	19	596	389	CHINA	53	846	537
ZAIRE	3	53	35	SOUTH KOREA	31	702	442
TANZANIA	45	383	245	JAPAN	118	827	523
MADAGASCAR	4	130	82	TAIWAN	48	496	311
SOUTH AFRICA	9	108	68				
NAMIBIA	29	75	48	011 BOVINE MEAT			
USA	7 779	17 879	11 451	IMPORTS	3 364 780	2 544 680	1 630 791
CANADA	3 842	6 715	4 286	FRANCE	1 033 968	719 543	461 603
MEXICO	45	86	58	BELGIUM LUX	163 870	113 805	73 169
NICARAGUA	11	335	218	NETHERLANDS	664 238	481 866	308 931
COLOMBIA	3	107	71	ITALY	92 764	43 373	28 141
GUYANA	22	344	222	UNTD KINGDOM	14 285	16 866	10 781
SURINAME	3	59	36	IRELAND	236 648	158 046	100 541
BRAZIL	105	159	101	DENMARK	304 077	164 381	105 510
CHILE	15	186	118	PORTUGAL	210	219	138
ARGENTINA	684	774	479	SPAIN	43 115	22 666	14 708
PAKISTAN	11	131	84	SWITZERLAND	2 200	1 261	833
INDONESIA	266	786	500	AUSTRIA	151 591	69 420	44 502
MALAYSIA	16	343	222	YUGOSLAVIA	500	374	227
SINGAPORE	216	879	557	POLAND	2 589	1 140	730
PHILIPPINES	13	148	94	CZECHOSLOVA	6 184	4 798	3 046
CHINA	114	1 135	738	HUNGARY	3 616	2 581	1 634
JAPAN		80	50	ROMANIA	2 025	1 176	761
HONG KONG	47	490	309	YUGOSLAVIA	168	89	55
EXPORTS	3 606 409	1 070 957	686 126	SLOVENIA	1 643	682	444
FRANCE	200 002	82 477	52 882	CROATIA	726	475	322
BELGIUM LUX	432 130	164 431	105 211	MADAGASCAR	2 075	939	620
NETHERLANDS	1 270 712	325 569	209 171	ZIMBABWE	25 301	19 206	12 353
ITALY	448 533	169 747	109 242	SOUTH AFRICA	2 102	946	597
UNTD KINGDOM	1 543	2 805	1 823	NAMIBIA	38 237	31 541	20 402
IRELAND	734	911	592	BOTSWANA	57 845	38 285	24 607
DENMARK	2 645	7 555	4 848	SWAZILAND	446	249	162
GREECE	38 394	13 251	8 417	USA	1 861	2 185	1 408
PORTUGAL	18 400	8 828	5 645	PERU	57	66	42
SPAIN	104 937	49 688	31 793	BRAZIL	142 585	130 884	84 198
CANARY IS	11 903	2 777	1 724	PARAGUAY	2 358	2 705	1 720
NORWAY	74	423	270	URUGUAY	46 176	47 341	30 159
SWEDEN	828	1 927	1 220	ARGENTINA	314 261	462 759	295 276
FINLAND	178	1 111	706	JORDAN	100	173	119
SWITZERLAND	11 551	18 183	11 676	AUSTRALIA	6 004	3 119	2 035
AUSTRIA	3 357	6 679	4 315	NEW ZEALAND	893	1 500	1 004
YUGOSLAVIA	1 665	928	561	EXPORTS	6 119 145	2 591 092	1 661 473
TURKEY	165 157	44 386	28 656	FRANCE	1 141 350	709 845	455 765
SOVIET UNION	3 528	1 371	833	BELGIUM LUX	39 008	21 418	13 717
POLAND	55 064	9 599	6 106	NETHERLANDS	80 749	44 660	28 675
CZECHOSLOVA	14 900	11 009	7 008	ITALY	1 174 850	808 219	519 576
HUNGARY	1 553	2 806	1 806	UNTD KINGDOM	47 334	25 190	15 906
BULGARIA	497	261	176	IRELAND	3 699	2 002	1 264
UKRAINE	219	107	73	DENMARK	280 220	172 774	110 775
BELARUS	65	65	42	GREECE	310 730	191 205	122 984
RUSSIA	4 040	2 822	1 896	PORTUGAL	1 286	907	585
TURKMENISTAN	1 033	860	543	SPAIN	10 680	9 433	6 061
UZBEKISTAN	90	1 937	1 216	CANARY IS	551	699	443
YUGOSLAVIA	1 155	784	504	CEUTA MEL	171	169	105
SLOVENIA	22	175	118	NORWAY	266	55	38
CROATIA	921	295	194	SWEDEN	340	250	160
MOROCCO	39 164	10 865	6 858	FINLAND	353	703	451
ALGERIA	30 539	7 335	4 618	SWITZERLAND	408	225	146
TUNISIA	15 044	4 213	2 680	AUSTRIA	640	378	250
LIBYA	348 168	37 031	23 292	YUGOSLAVIA	37 404	6 818	4 182



## 6 IMPORTS AND EXPORTS (SPECIAL TRADE) BY GROUPS OF THE SITC-REV. III AND BY COUNTRIES OF PRODUCTION AND CONSUMPTION 1992

GROUP COUNTRY	DT = 100 KG	1 000 DM	1 000 \$	GROUP COUNTRY	DT = 100 KG	1 000 DM	1 000 \$
TURKEY	140 624	26 417	16 729	BELGIUM LUX	58 738	15 632	10 067
SOVIET UNION	730 061	180 972	113 494	NETHERLANDS	428 395	161 604	104 209
POLAND	157 187	21 506	14 056	ITALY	689 734	304 944	196 211
CZECHOSLOVA	5 176	782	492	UNITD KINGDOM	75 711	23 609	15 225
HUNGARY	18 287	3 475	2 218	IRELAND	2 356	987	634
ROMANIA	38 841	6 508	4 051	DENMARK	37 857	15 000	9 686
RUSSIA	472 343	78 366	50 851	GREECE	96 668	38 801	24 881
KAZAKHSTAN	374	81	50	PORTUGAL	7 384	2 777	1 761
TURKMENISTAN	150 694	24 453	15 917	SPAIN	35 660	24 054	15 414
UZBEKISTAN	30 344	4 948	3 155	SWEDEN	39 736	1 640	1 047
YUGOSLAVIA	10 813	2 124	1 339	FINLAND	570	381	238
SLOVENIA	6 084	1 206	776	SWITZERLAND	43 934	15 198	9 775
CROATIA	14 731	3 100	2 000	AUSTRIA	13 079	8 264	5 352
MOROCCO	351	82	50	GIBRALTAR	132	80	55
ALGERIA	48 129	14 150	9 095	YUGOSLAVIA	787	150	92
TUNISIA	7 477	1 832	1 175	TURKEY	4 223	489	302
LIBYA	5 095	1 376	870	SOVIET UNION	97 484	23 546	14 515
EGYPT	400 202	63 191	40 647	POLAND	13 637	2 415	1 534
SENEGAL	382	135	85	CZECHOSLOVA	9 942	1 961	1 249
LIBERIA	9 276	966	600	HUNGARY	7 820	1 384	891
CTE D IVOIRE	10 624	964	600	ROMANIA	736	102	64
GHANA	7 167	754	487	UKRAINE	1 416	203	138
BENIN	804	78	49	RUSSIA	102 588	22 332	14 426
NIGERIA	54	68	42	TURKMENISTAN	420	69	45
GABON	7 379	1 003	640	YUGOSLAVIA	1 472	290	189
CONGO	4 250	340	210	SLOVENIA	12 947	4 113	2 673
ZAIRE	18 402	4 369	2 706	CROATIA	3 828	1 020	653
DJIBOUTI	202	92	57	LIBYA	656	240	154
SEYCHELLES	206	52	35	CTE D IVOIRE	655	166	110
COMOROS	2 153	178	117	NIGERIA	215	111	70
MAYOTTE	719	119	74	GABON	2 137	401	259
SOUTH AFRICA	1 403	328	204	NETH ANTILL	421	127	79
MARTINIQUE	102	144	90	LEBANON	1 055	214	134
BRAZIL	661	175	111	BAHRAIN	695	81	51
CYPRUS	199	58	39	ARAB EMIRAT	191	65	44
LEBANON	1 795	309	193	OMAN	77	60	38
IRAN	470 913	116 665	75 109	CHINA	1 336	169	109
ISRAEL	1 722	180	121	JAPAN	373	137	87
JORDAN	158 369	20 310	12 754	HONG KONG	41 066	6 375	4 086
SAUDI ARABIA	34 798	8 783	5 590				
KUWAIT	3 964	1 151	749	016 MEAT, ED. OFFL, DRY, SLT, SMK			
QATAR	281	139	87	IMPORTS	151 933	205 957	132 517
ARAB EMIRAT	6 350	2 155	1 369	FRANCE	34 056	28 724	18 623
OMAN	433	152	98	BELGIUM LUX	41 488	46 724	29 953
INDONESIA	1 499	288	199	NETHERLANDS	13 899	16 408	10 479
SINGAPORE	85	97	58	ITALY	40 250	88 983	57 250
PHILIPPINES	7 347	1 208	759	UNITD KINGDOM	2 170	1 362	881
JAPAN	80	97	59	IRELAND	84	59	40
012 OTHER MEAT, MEAT OFFAL				DENMARK	12 404	10 582	6 858
IMPORTS	13 316 720	5 972 108	3 837 746	SPAIN	3 067	5 637	3 638
FRANCE	1 101 333	574 870	369 353	SWEDEN	26	66	43
BELGIUM LUX	1 952 754	933 163	598 570	SWITZERLAND	2 462	5 796	3 713
NETHERLANDS	5 742 958	2 239 470	1 437 352	AUSTRIA	279	313	201
ITALY	175 049	79 602	50 912	YUGOSLAVIA	118	174	107
UNITD KINGDOM	784 467	315 315	201 718	HUNGARY	1 057	577	381
IRELAND	184 864	78 114	50 071	ROMANIA	250	87	58
DENMARK	1 845 399	824 311	532 450	SLOVENIA	188	263	170
GREECE	6 460	1 616	1 012	USA	62	68	42
PORTUGAL	703	510	320	TAIWAN	9	55	33
SPAIN	59 914	24 983	15 879	EXPORTS	143 917	115 445	74 127
CANARY IS	90	48	33	FRANCE	25 337	32 298	20 730
SWEDEN	951	587	389	BELGIUM LUX	6 352	10 384	6 690
FINLAND	1 203	541	343	NETHERLANDS	4 728	4 961	3 187
SWITZERLAND	3 673	1 162	764	ITALY	4 622	4 259	2 748
AUSTRIA	5 966	4 461	2 884	UNITD KINGDOM	89 269	54 708	35 125
YUGOSLAVIA	12 739	6 251	3 830	DENMARK	3 277	3 110	1 999
TURKEY	214	261	165	SPAIN	229	274	180
POLAND	234 393	146 980	96 049	CANARY IS	163	333	214
CZECHOSLOVA	74 868	31 958	20 610	SWEDEN	785	909	587
HUNGARY	361 270	194 701	125 991	FINLAND	45	60	38
ROMANIA	28 742	13 897	8 754	SWITZERLAND	444	350	220
BULGARIA	1 905	1 124	715	AUSTRIA	42	56	37
YUGOSLAVIA	2 614	1 474	940	YUGOSLAVIA	2 339	768	477
SLOVENIA	7 327	3 732	2 456	POLAND	952	240	155
CROATIA	3 599	1 994	1 347	RUSSIA	104	92	59
SOUTH AFRICA	1 198	1 344	870	YUGOSLAVIA	373	161	100
USA	16 311	5 525	3 537	SLOVENIA	447	200	133
CANADA	4 247	1 956	1 283	CROATIA	1 413	459	292
PERU	233	155	99	BOS HERZEGOV	621	313	202
BRAZIL	120 896	87 098	56 090	EGYPT	618	88	54
PARAGUAY	88	105	71	USA	218	298	189
URUGUAY	24 380	13 976	8 754	MARTINIQUE	601	293	192
ARGENTINA	58 256	45 174	29 617	THAILAND	38	114	73
ISRAEL	2 258	3 193	2 045	TAIWAN	48	69	43
THAILAND	137 822	103 873	66 158	HONG KONG	137	254	160
CHINA	29 993	19 013	12 398				
TAIWAN	246	253	175	017 MEAT, OFFL, PRPD, PRSVD, NES			
AUSTRALIA	55 083	33 573	21 514	IMPORTS	1 961 661	1 309 217	840 132
NEW ZEALAND	271 790	175 485	112 057	FRANCE	139 325	132 605	85 229
SOLOMON IS	51	73	49	BELGIUM LUX	285 824	218 949	140 522
EXPORTS	1 996 202	754 889	485 442	NETHERLANDS	382 081	219 526	141 007
FRANCE	158 106	75 361	48 681				



## 6 IMPORTS AND EXPORTS (SPECIAL TRADE) BY GROUPS OF THE SITC-REV. III AND BY COUNTRIES OF PRODUCTION AND CONSUMPTION 1992

GROUP COUNTRY	DT = 100 KG	1 000 DM	1 000 \$	GROUP COUNTRY	DT = 100 KG	1 000 DM	1 000 \$
ITALY	114 814	109 510	70 311	IRELAND	138 040	47 640	30 666
UNITED KINGDOM	3 882	3 821	2 474	DENMARK	210 124	71 343	45 520
IRELAND	12 346	10 887	6 960	GREECE	10 514	4 911	3 156
DENMARK	295 326	188 025	120 873	PORTUGAL	1 450	460	288
GREECE	510	224	141	SPAIN	30 019	15 154	9 607
SPAIN	3 249	4 138	2 667	NORWAY	287	139	87
SWEDEN	15 750	7 325	4 737	SWEDEN	8 080	4 637	3 034
SWITZERLAND	102	183	114	SWITZERLAND	3 299	1 355	871
AUSTRIA	24 487	7 032	4 608	AUSTRIA	315 213	9 435	6 012
YUGOSLAVIA	13 802	5 681	3 486	POLAND	185	50	31
TURKEY	184	51	35	CZECHOSLOVAKIA	28 823	1 062	683
POLAND	100 562	46 197	29 559	RUSSIA	703	295	186
CZECHOSLOVAKIA	10 145	3 490	2 199	USA	5 997	2 259	1 457
HUNGARY	199 650	124 541	80 087	JAPAN	435	148	101
ROMANIA	44 312	12 777	8 192	NEW ZEALAND	628	542	341
BULGARIA	2 107	958	627				
YUGOSLAVIA	2 549	852	529	EXPORTS	30 605 644	4 799 279	3 082 452
SLOVENIA	7 255	1 930	1 281	FRANCE	1 891 661	406 694	262 946
CROATIA	11 759	4 076	2 673	BELGIUM LUX	2 007 534	429 617	275 604
KENYA	114	375	239	NETHERLANDS	8 953 921	1 383 971	887 370
BOTSWANA	102	386	266	ITALY	13 511 437	1 513 409	975 985
USA	11 573	4 379	2 813	UNITED KINGDOM	846 483	201 600	128 607
CANADA	202	146	100	IRELAND	2 267	799	520
ECUADOR	337	177	109	DENMARK	148 332	34 988	22 600
BRAZIL	170 360	116 033	74 337	GREECE	394 072	104 343	66 628
URUGUAY	6 911	9 186	5 861	PORTUGAL	20 524	6 506	4 196
ARGENTINA	93 292	71 046	45 107	SPAIN	203 200	54 956	35 134
ISRAEL	7 387	3 657	2 299	CANARY IS	124 354	17 530	11 246
THAILAND	997	714	466	CEUTA MEL	11 998	844	535
JAPAN	156	200	129	NORWAY	395	137	90
EXPORTS	713 125	563 732	364 545	SWEDEN	6 231	2 939	1 832
FRANCE	122 941	106 763	68 509	FINLAND	1 943	481	326
BELGIUM LUX	80 613	72 419	46 488	SWITZERLAND	39 788	11 865	7 598
NETHERLANDS	108 263	80 359	51 776	AUSTRIA	36 682	9 888	6 319
ITALY	21 540	20 914	13 398	GIBRALTAR	2 686	337	218
UNITED KINGDOM	88 907	77 802	50 121	MALTA	16 846	3 255	2 116
IRELAND	1 006	1 414	925	YUGOSLAVIA	1 342	478	293
DENMARK	28 711	21 028	13 465	TURKEY	9 032	1 748	1 109
GREECE	6 244	4 931	3 175	ESTONIA	729	141	89
PORTUGAL	6 370	4 275	2 773	LATVIA	254	50	35
SPAIN	26 802	23 806	15 335	SOVIET UNION	130 212	49 534	30 344
CANARY IS	4 571	4 496	2 902	POLAND	190 821	51 250	32 499
NORWAY	42	59	40	CZECHOSLOVAKIA	196 532	33 470	21 526
SWEDEN	20 957	23 637	15 212	HUNGARY	85 498	23 994	15 335
FINLAND	923	907	579	ROMANIA	33 780	9 586	5 989
SWITZERLAND	16 327	16 343	10 455	BULGARIA	5 648	1 875	1 200
AUSTRIA	1 850	2 011	1 291	ALBANIA	10 796	2 877	1 823
ANDORRA	682	459	294	BELARUS	261	78	51
MALTA	205	140	88	RUSSIA	105 583	35 512	22 960
YUGOSLAVIA	2 994	1 179	731	YUGOSLAVIA	665	234	151
TURKEY	1 765	1 431	916	SLOVENIA	1 215	343	220
LATVIA	89	64	41	CROATIA	7 998	3 190	2 079
LITHUANIA	1 774	459	299	MOROCCO	6 509	1 830	1 236
SOVIET UNION	29 964	16 889	10 494	ALGERIA	5 298	2 296	1 537
POLAND	3 199	1 675	1 067	TUNISIA	6 916	1 841	1 111
CZECHOSLOVAKIA	1 628	917	586	LIBYA	167 338	31 713	19 960
HUNGARY	913	624	398	EGYPT	25 077	10 262	6 502
ROMANIA	1 729	959	617	SUDAN	14 640	4 481	2 994
BULGARIA	928	440	284	MAURITANIA	96 763	11 209	7 202
UKRAINE	467	190	119	MALI	2 672	740	467
BELARUS	1 539	488	318	BURKINA FASO	2 255	513	323
MOLDOVA	137	63	41	NIGER	4 372	1 307	821
RUSSIA	117 373	69 842	47 461	CAPE VERDE	3 800	1 560	985
YUGOSLAVIA	1 173	493	309	SENEGAL	16 477	3 861	2 494
SLOVENIA	81	49	33	GAMBIA	6 120	1 088	685
CROATIA	1 467	614	392	GUINEA	10 559	1 829	1 194
BOS HERZEGOV	227	117	78	SIERRA LEONE	347	57	37
NIGERIA	103	109	67	LIBERIA	359	61	37
ETHIOPIA	52	122	80	CTE D IVOIRE	16 718	5 200	3 346
SOUTH AFRICA	3 965	1 471	949	GHANA	8 094	2 181	1 370
USA	441	213	138	TOGO	4 720	833	537
CANADA	106	130	84	BENIN	1 199	261	177
CUBA	406	237	155	NIGERIA	45 562	10 524	6 746
ARGENTINA	249	195	123	CAMEROON	1 610	444	274
LEBANON	63	52	34	S TOME PRINC	470	151	103
ISRAEL	161	79	53	GABON	2 742	379	247
KUWAIT	90	58	40	CONGO	150	46	31
BAHRAIN	152	153	101	ZAIRE	2 247	373	235
SINGAPORE	156	131	86	RWANDA	1 850	609	410
PHILIPPINES	31	49	31	BURUNDI	6 000	1 693	1 073
NORTH KOREA	88	56	35	ANGOLA	1 940	435	272
JAPAN	946	993	640	ETHIOPIA	7 788	1 657	1 107
TAIWAN	54	62	42	DJIBOUTI	642	150	99
HONG KONG	956	689	445	KENYA	6 756	1 868	1 233
AUSTRALIA	115	200	129	UGANDA	3 992	1 278	799
				TANZANIA	3 167	922	578
				MOZAMBIQUE	15 699	4 622	2 960
				MADAGASCAR	600	171	109
				COMOROS	500	154	101
				ZAMBIA	1 310	392	261
				ZIMBABWE	2 550	777	494
				MALAWI	1 650	550	371
				SOUTH AFRICA	550	129	82
				NAMIBIA	2 233	541	358
				BOTSWANA	3 500	1 016	681
				USA	1 785	807	508
022 MILK AND CREAM							
IMPORTS	4 956 154	874 509	561 348				
FRANCE	832 137	161 336	103 450				
BELGIUM LUX	1 890 372	262 333	168 682				
NETHERLANDS	1 076 279	237 334	152 292				
ITALY	310 217	17 892	11 504				
UNITED KINGDOM	92 923	36 120	23 346				



## 6 IMPORTS AND EXPORTS (SPECIAL TRADE) BY GROUPS OF THE SITC-REV. III AND BY COUNTRIES OF PRODUCTION AND CONSUMPTION 1992

GROUP COUNTRY	DT = 100 KG	1 000 DM	1 000 \$	GROUP COUNTRY	DT = 100 KG	1 000 DM	1 000 \$
CANADA	323	275	182	BRAZIL	901	325	204
MEXICO	177 798	51 117	32 895	CHILE	534	131	84
HONDURAS	341	73	47	ARGENTINA	720	200	131
HAITI	21 612	4 549	2 886	CYPRUS	1 197	453	289
BAHAMAS	4 821	542	346	LEBANON	2 341	984	626
DOMINIC REP	1 500	432	267	SYRIA	1 243	382	250
ANTIGUA	2 868	253	163	IRAN	10 790	2 572	1 666
MARTINIQUE	363	76	47	JORDAN	368	116	73
JAMAICA	3 000	1 103	698	SAUDI ARABIA	3 625	1 414	878
ST LUCIA	1 079	149	95	KUWAIT	1 447	450	286
ST VINCENT	1 267	155	101	BAHRAIN	365	97	65
NETH ANTILL	634	90	58	ARAB EMIRAT	1 402	551	351
VENEZUELA	2 500	438	266	OMAN	366	95	61
GUYANA	362	59	40				
ECUADOR	783	256	161				
PERU	105 658	15 974	10 025	024 CHEESE AND CURD			
BRAZIL	441	293	189	IMPORTS	4 464 613	3 577 957	2 297 709
CHILE	17 901	4 182	2 584	FRANCE	1 169 550	1 019 266	654 212
BOLIVIA	6 631	2 017	1 381	BELGIUM LUX	132 975	100 635	64 715
PARAGUAY	7 060	2 036	1 366	NETHERLANDS	2 086 084	1 513 643	972 154
ARGENTINA	9 404	2 417	1 526	ITALY	212 853	225 065	144 676
CYPRUS	2 756	560	350	UNITD KINGDOM	78 316	52 852	34 192
LEBANON	225	70	43	IRELAND	8 219	5 524	3 452
SYRIA	90	66	44	DENMARK	513 934	429 771	276 719
IRAQ	352	185	115	GREECE	52 118	44 985	29 005
ISRAEL	16 058	5 109	3 313	SPAIN	3 369	3 785	2 416
JORDAN	1 429	212	138	ICELAND	575	124	81
SAUDI ARABIA	195 333	51 454	33 013	NORWAY	14 808	7 710	4 941
KUWAIT	2 727	761	481	SWEDEN	392	438	283
BAHRAIN	11 883	1 844	1 188	FINLAND	9 110	6 934	4 332
QATAR	3 661	592	385	SWITZERLAND	109 927	130 210	83 699
ARAB EMIRAT	31 032	4 635	2 961	AUSTRIA	29 963	18 703	12 057
OMAN	26 843	4 563	2 912	TURKEY	2 094	1 514	967
YEMEN	9 568	2 729	1 739	LITHUANIA	2 652	608	392
PAKISTAN	7 506	2 165	1 348	CZECHOSLOVA	4 783	1 399	926
INDIA	102 524	36 830	23 796	HUNGARY	531	272	171
BANGLADESH	1 720	762	483	BULGARIA	13 609	7 678	4 943
MALDIVES	428	127	81	USA	222	156	99
THAILAND	81 585	19 530	12 460	CANADA	245	277	174
VIETNAM	8 492	2 391	1 510	BRAZIL	242	81	50
INDONESIA	57 676	14 082	8 847	CYPRUS	261	191	122
MALAYSIA	29 370	8 748	5 728	JAPAN	189	65	45
SINGAPORE	23 575	4 951	3 216	AUSTRALIA	1 627	836	524
PHILIPPINES	47 882	18 399	12 027	NEW ZEALAND	15 843	5 146	3 311
CHINA	37 430	12 466	8 086	EXPORTS	3 449 770	2 180 275	1 402 196
SOUTH KOREA	2 000	584	375	FRANCE	211 865	146 480	94 000
JAPAN	10 894	5 169	3 211	BELGIUM LUX	332 909	214 858	137 776
TAIWAN	703	100	67	NETHERLANDS	201 617	107 295	68 724
HONG KONG	5 867	1 891	1 222	ITALY	1 387 366	960 678	619 171
SHIPS SUPPL	1 284	146	93	UNITD KINGDOM	361 603	241 140	155 236
				IRELAND	5 671	3 935	2 507
023 BUTTER, OTHER FAT OF MILK				DENMARK	67 706	37 792	24 230
IMPORTS	1 263 324	736 222	472 672	GREECE	141 559	106 221	67 837
FRANCE	19 937	13 645	8 721	PORTUGAL	3 761	2 864	1 853
BELGIUM LUX	161 433	75 493	48 306	SPAIN	36 236	29 319	18 919
NETHERLANDS	602 541	347 792	222 936	CANARY IS	13 529	7 371	4 732
ITALY	13 990	8 479	5 424	NORWAY	1 973	2 161	1 383
UNITD KINGDOM	46 441	28 476	18 036	SWEDEN	32 328	20 392	13 130
IRELAND	342 530	212 398	137 336	FINLAND	5 388	4 501	2 891
DENMARK	70 286	48 135	30 758	SWITZERLAND	9 552	9 900	6 351
PORTUGAL	1 180	717	444	AUSTRIA	87 855	56 600	36 315
LITHUANIA	221	46	31	ANDORRA	764	406	256
CZECHOSLOVA	4 700	988	646	GIBRALTAR	135	52	34
EXPORTS	644 230	353 193	224 041	VATICAN CITY	389	210	133
FRANCE	63 153	41 099	26 552	MALTA	14 050	5 850	3 733
BELGIUM LUX	128 791	74 227	46 891	YUGOSLAVIA	2 013	1 004	613
NETHERLANDS	69 063	40 214	25 443	TURKEY	3 289	1 200	776
ITALY	119 282	76 667	49 126	LATVIA	182	71	47
UNITD KINGDOM	3 888	2 411	1 526	SOVIET UNION	30 541	13 405	8 217
IRELAND	2 431	1 562	1 054	POLAND	95 219	44 074	28 294
DENMARK	13 944	8 644	5 433	CZECHOSLOVA	11 638	4 892	3 192
GREECE	7 139	5 523	3 544	HUNGARY	4 579	2 165	1 375
SPAIN	1 353	846	567	ROMANIA	1 055	498	311
CANARY IS	5 556	2 201	1 412	BULGARIA	678	333	221
SWITZERLAND	14 636	4 206	2 647	ALBANIA	16 000	3 289	2 218
AUSTRIA	90	65	41	UKRAINE	848	343	228
VATICAN CITY	187	114	72	RUSSIA	71 457	29 848	19 712
MALTA	993	265	167	YUGOSLAVIA	2 906	748	466
YUGOSLAVIA	4 233	1 225	744	SLOVENIA	1 956	831	545
TURKEY	4 278	1 104	682	CROATIA	5 910	1 539	1 007
SOVIET UNION	74 590	48 298	29 608	BOS HERZEGOV	2 991	612	390
POLAND	2 484	535	329	MOROCCO	1 673	516	335
CZECHOSLOVA	1 072	176	107	ALGERIA	937	352	216
ROMANIA	4 037	985	623	LIBYA	188	95	64
BULGARIA	6 815	1 930	1 225	EGYPT	6 135	2 140	1 348
RUSSIA	61 190	25 119	16 263	SENEGAL	143	80	53
YUGOSLAVIA	798	200	126	GAMBIA	65	74	46
CROATIA	211	54	34	SIERRA LEONE	175	73	45
LIBYA	26 461	6 907	4 349	NIGERIA	102	85	51
GABON	480	112	70	SOUTH AFRICA	1 672	853	559
KENYA	380	105	71	NAMIBIA	633	285	190
NAMIBIA	385	113	71	USA	16 038	10 587	6 840
USA	139	110	72	CANADA	8 584	7 541	4 833
				CUBA	750	293	198



## 6 IMPORTS AND EXPORTS (SPECIAL TRADE) BY GROUPS OF THE SITC-REV. III AND BY COUNTRIES OF PRODUCTION AND CONSUMPTION 1992

GROUP COUNTRY	DT = 100 KG	1 000 DM	1 000 \$	GROUP COUNTRY	DT = 100 KG	1 000 DM	1 000 \$
BAHAMAS	287	119	79	FRANCE	67 866	62 581	39 764
BARBADOS	725	277	179	BELGIUM LUX	18 087	13 634	8 685
TRINIDAD TOB	10 371	3 035	1 948	NETHERLANDS	338 386	145 594	92 966
VENEZUELA	446	390	255	ITALY	30 912	23 069	14 710
PERU	416	186	121	UNTD KINGDOM	144 749	32 910	21 115
BRAZIL	3 223	1 080	678	IRELAND	225 813	31 208	19 744
CHILE	260	114	76	DENMARK	1 160 726	433 327	278 399
ARGENTINA	28 248	11 370	7 540	GREECE	2 276	2 365	1 537
CYPRUS	9 528	4 409	2 841	PORTUGAL	5 337	2 022	1 304
LEBANON	15 088	7 485	4 771	SPAIN	13 666	7 879	5 045
IRAN	49 854	8 912	5 596	CANARY IS	47	64	40
ISRAEL	409	265	176	ICELAND	517 849	190 585	121 594
JORDAN	5 417	2 797	1 777	FAEROE IS	192 676	98 766	63 310
SAUDI ARABIA	34 065	15 126	9 592	NORWAY	619 671	315 540	202 669
KUWAIT	7 488	3 483	2 209	SWEDEN	44 450	14 360	9 413
BAHRAIN	2 488	1 403	904	FINLAND	229	108	71
QATAR	369	211	136	SWITZERLAND	576	467	308
ARAB EMIRAT	2 310	1 449	924	AUSTRIA	441	417	275
OMAN	334	223	142	YUGOSLAVIA	2 519	800	495
YEMEN	483	198	129	TURKEY	3 214	1 765	1 120
INDIA	109	81	52	ESTONIA	2 388	1 061	685
SINGAPORE	255	224	142	LATVIA	196	51	33
PHILIPPINES	121	72	49	LITHUANIA	9 039	1 741	1 078
JAPAN	56 842	21 376	13 806	SOVIET UNION	34 375	15 455	9 577
TAIWAN	133	75	46	POLAND	411 866	119 018	76 638
HONG KONG	793	783	498	CZECHOSLOVA	33 413	13 317	8 478
AUSTRALIA	11 128	8 691	5 558	HUNGARY	4 469	3 325	2 108
NEW ZEALAND	254	232	147	ROMANIA	874	510	321
				BULGARIA	609	343	221
				BELARUS	3 178	828	531
025 EGGS,BIRDS,YOLKS,ALBUMIN				RUSSIA	108 982	30 580	19 988
IMPORTS	3 208 625	653 528	417 525	KAZAKHSTAN	834	923	614
FRANCE	65 935	23 031	14 630	YUGOSLAVIA	879	342	217
BELGIUM LUX	265 613	53 593	34 280	SLOVENIA	97	67	42
NETHERLANDS	2 755 361	539 513	344 806	CROATIA	1 293	375	237
ITALY	6 416	5 092	3 255	MOROCCO	1 535	2 112	1 349
UNTD KINGDOM	17 890	9 334	5 940	TUNISIA	166	311	190
DENMARK	38 410	10 155	6 530	EGYPT	164	424	262
SPAIN	1 373	535	329	MAURITANIA	1 017	250	159
NORWAY	1 382	87	55	SENEGAL	5 686	5 565	3 551
SWEDEN	2 005	127	83	GAMBIA	112	91	57
FINLAND	9 213	1 040	654	GUINEA	5	71	45
AUSTRIA	1 511	178	107	GHANA	86	186	121
YUGOSLAVIA	1 281	195	120	NIGERIA	236	693	400
POLAND	2 261	490	312	GABON	97	88	55
CZECHOSLOVA	17 775	2 546	1 606	ZAIRE	27	268	174
HUNGARY	3 059	1 176	742	BURUNDI	22	128	81
BULGARIA	166	64	44	KENYA	4 160	2 510	1 610
UKRAINE	2 009	178	115	UGANDA	1 210	774	499
USA	14 303	3 419	2 151	TANZANIA	60	175	110
CANADA	633	1 375	873	SEYCHELLES	462	394	245
ISRAEL	212	843	540	MAURITIUS	345	256	164
THAILAND	1 066	283	183	ZAMBIA	52	236	149
CHINA	100	105	65	MALAWI	18	154	97
EXPORTS	625 261	135 360	86 655	SOUTH AFRICA	7 794	3 556	2 265
FRANCE	51 916	8 350	5 388	USA	72 868	36 511	23 113
BELGIUM LUX	9 664	2 430	1 546	CANADA	111 577	34 251	21 890
NETHERLANDS	80 184	20 127	12 911	GREENLAND	2 351	1 483	931
ITALY	198 112	36 448	23 156	ST PIERRE	13 770	10 747	6 684
UNTD KINGDOM	42 873	9 681	6 217	PANAMA	865	588	372
IRELAND	368	53	36	TRINIDAD TOB	1 113	871	551
DENMARK	37 769	6 778	4 358	NETH ANTILL	643	424	276
GREECE	4 148	2 280	1 457	COLOMBIA	613	1 960	1 253
SPAIN	12 250	3 898	2 479	VENEZUELA	12	124	78
FINLAND	100	140	91	GUYANA	7	72	45
SWITZERLAND	89 489	15 085	9 654	ECUADOR	1 292	668	429
AUSTRIA	15 769	4 842	3 088	PERU	1 153	564	357
MALTA	671	319	207	BRAZIL	2 076	4 457	2 852
YUGOSLAVIA	122	106	64	CHILE	35 831	18 640	11 915
SOVIET UNION	3 667	862	536	PARAGUAY	9	129	79
POLAND	3 251	595	371	URUGUAY	38 288	13 209	8 455
CZECHOSLOVA	1 264	130	82	ARGENTINA	164 585	50 041	31 799
HUNGARY	3 736	807	516	IRAN	382	370	234
ROMANIA	387	71	45	ISRAEL	325	992	618
RUSSIA	689	161	103	SAUDI ARABIA	58	57	35
TUNISIA	241	115	73	ARAB EMIRAT	47	52	35
SUDAN	421	293	183	OMAN	1 988	733	467
ECUADOR	47	56	37	PAKISTAN	1 711	1 283	824
IRAN	789	1 313	829	INDIA	283	199	129
ISRAEL	98	64	41	BANGLADESH	222	175	111
JORDAN	328	449	297	MALDIVES	2	69	44
SAUDI ARABIA	3 888	1 675	1 078	SRI LANKA	39	471	300
ARAB EMIRAT	521	306	188	THAILAND	3 204	2 514	1 849
YEMEN	1 058	758	502	VIETNAM	1 752	1 029	663
MALAYSIA	1 260	166	108	INDONESIA	245	1 401	897
PHILIPPINES	106	186	119	MALAYSIA	82	252	161
SOUTH KOREA	7 951	1 285	807	SINGAPORE	4 183	12 603	8 074
JAPAN	10 350	8 499	5 516	PHILIPPINES	145	775	493
TAIWAN	640	109	68	CHINA	77 968	24 178	15 492
HONG KONG	40 584	6 579	4 282	NORTH KOREA	206	53	33
				SOUTH KOREA	23 315	8 819	4 479
				JAPAN	7 007	7 068	4 508
				TAIWAN	5 437	3 211	2 038
				HONG KONG	98	507	322
				AUSTRALIA	2 292	3 017	1 911
				NEW ZEALAND	8 068	7 007	4 462
034 FISH,FRESH,CHILLED,FROZEN							
IMPORTS	4 611 410	1 833 811	1 174 352				



## 6 IMPORTS AND EXPORTS (SPECIAL TRADE) BY GROUPS OF THE SITC-REV. III AND BY COUNTRIES OF PRODUCTION AND CONSUMPTION 1992

GROUP COUNTRY	DT = 100 KG	1 000 DM	1 000 \$	GROUP COUNTRY	DT = 100 KG	1 000 DM	1 000 \$
EXPORTS	1 209 119	350 877	223 262	AUSTRIA	1 754	2 347	1 501
FRANCE	137 542	75 415	48 229	POLAND	663	165	105
BELGIUM LUX	35 170	26 085	16 621	CZECHOSLOVA	75	182	113
NETHERLANDS	223 080	78 416	50 151	RUSSIA	69	71	46
ITALY	29 675	25 097	16 038	ETHIOPIA	1 861	112	73
UNITD KINGDOM	39 674	18 254	10 325	CANADA	1 650	849	529
IRELAND	610	102	69	SYRIA	31	119	74
DENMARK	87 550	12 521	7 924	036 CRUSTACEANS, MOLLUSCS ETC			
GREECE	914	363	223	IMPORTS	455 300	278 351	178 724
PORTUGAL	2 094	1 093	689	FRANCE	21 553	19 698	12 596
SPAIN	2 679	1 717	1 082	BELGIUM LUX	9 395	14 748	9 443
ICELAND	251	125	75	NETHERLANDS	25 662	16 767	10 758
FAEROE IS	1 008	281	169	ITALY	7 014	5 099	3 252
NORWAY	3 597	1 455	911	UNITD KINGDOM	7 578	10 532	6 757
SWEDEN	8 990	3 748	2 415	IRELAND	1 210	984	632
FINLAND	364	258	170	DENMARK	199 863	13 224	8 501
SWITZERLAND	14 075	18 536	11 829	GREECE	955	679	434
AUSTRIA	18 426	13 166	8 392	PORTUGAL	496	297	189
MALTA	127	67	44	SPAIN	31 140	13 929	8 954
YUGOSLAVIA	950	202	127	CANARY IS	59	102	68
TURKEY	359	91	58	ICELAND	800	980	631
SOVIET UNION	46 595	19 183	11 618	FAEROE IS	734	508	329
POLAND	122 253	15 991	10 160	NORWAY	3 013	1 240	780
CZECHOSLOVA	36 778	5 460	3 516	SWEDEN	147	167	101
HUNGARY	3 136	494	309	TURKEY	613	793	524
ROMANIA	186	77	46	POLAND	186	49	30
RUSSIA	1 643	513	337	BELARUS	216	148	100
YUGOSLAVIA	940	276	174	RUSSIA	1 317	272	183
SLOVENIA	290	65	45	MOROCCO	1 535	853	540
CROATIA	193	153	103	TUNISIA	670	349	225
EGYPT	19 552	896	578	EGYPT	85	51	34
CTE D IVOIRE	12 356	736	484	CAPE VERDE	11	61	38
GHANA	7 185	505	320	SENEGAL	1 492	1 455	924
TOGO	33 459	2 084	1 300	GAMBIA	564	583	376
BENIN	5 020	263	167	GUIN BISSAU	518	258	163
NIGERIA	264 374	16 430	10 400	TOGO	56	108	68
USA	257	330	217	NIGERIA	3 320	4 235	2 728
CANADA	825	459	290	SOMALIA	22	82	55
ARGENTINA	11 569	768	505	KENYA	1 066	587	371
CYPRUS	542	224	141	MOZAMBIQUE	1 054	1 281	828
ISRAEL	8 251	1 417	914	MADAGASCAR	20	59	37
THAILAND	266	71	46	SOUTH AFRICA	55	175	109
INDONESIA	5	71	47	USA	7 731	8 481	5 433
SINGAPORE	697	313	199	CANADA	10 751	14 875	9 573
SOUTH KOREA	11	49	30	GREENLAND	548	327	215
JAPAN	25 143	6 319	4 037	PANAMA	210	263	167
TAIWAN	68	2 122	1 339	CUBA	426	2 005	1 295
HONG KONG	15	334	216	BAHAMAS	34	158	100
AUSTRALIA		93	63	TURKS CAICOS	47	188	118
035 FISH, DRIED, SALTED, SMOKED				COLOMBIA	21	52	33
IMPORTS	356 404	284 475	182 027	VENEZUELA	644	339	219
FRANCE	2 408	7 207	4 532	ECUADOR	101	123	80
BELGIUM LUX	418	767	487	BRAZIL	145	213	145
NETHERLANDS	141 458	57 445	36 956	CHILE	363	302	195
ITALY	430	455	281	URUGUAY	233	54	33
UNITD KINGDOM	5 215	4 032	2 579	ARGENTINA	253	91	58
IRELAND	18 882	7 886	4 990	OMAN	61	167	113
DENMARK	109 893	137 725	87 782	PAKISTAN	1 858	810	510
GREECE	1 711	2 086	1 332	INDIA	15 357	11 270	7 207
PORTUGAL	41	72	47	BANGLADESH	10 350	21 344	13 765
SPAIN	1 825	2 163	1 377	SRI LANKA	45	277	188
ICELAND	37 352	26 840	17 254	MYANMAR	4 356	8 584	5 530
FAEROE IS	4 451	2 670	1 687	THAILAND	54 672	65 971	42 388
NORWAY	18 702	18 464	11 832	VIETNAM	2 229	3 580	2 287
SWEDEN	367	1 008	634	INDONESIA	4 520	7 081	4 605
SWITZERLAND	85	132	82	MALAYSIA	3 000	3 215	2 065
TURKEY	267	405	247	SINGAPORE	1 995	2 970	1 902
SOVIET UNION	110	144	91	PHILIPPINES	449	332	219
POLAND	5 251	6 001	3 840	CHINA	9 437	12 294	7 832
RUSSIA	768	345	234	SOUTH KOREA	128	211	134
GHANA	151	106	67	JAPAN	333	822	526
MAURITIUS	54	117	75	TAIWAN	22	52	34
USA	71	231	147	HONG KONG	468	342	225
CANADA	5 699	6 670	4 527	AUSTRALIA	37	101	64
SRI LANKA	77	55	35	NEW ZEALAND	1 572	899	582
THAILAND	387	406	256	EXPORTS	235 789	49 301	31 831
SINGAPORE	22	245	156	FRANCE	11 007	3 043	1 929
SOUTH KOREA	89	82	51	BELGIUM LUX	4 658	3 603	2 325
JAPAN	90	315	198	NETHERLANDS	193 438	25 806	16 728
HONG KONG	23	196	125	ITALY	371	772	481
EXPORTS	41 959	35 548	22 890	UNITD KINGDOM	1 002	1 137	745
FRANCE	2 141	4 305	2 794	DENMARK	3 438	4 512	2 932
BELGIUM LUX	545	959	606	GREECE	198	265	163
NETHERLANDS	1 416	1 522	978	SPAIN	654	852	550
ITALY	20 990	19 897	12 875	FINLAND	22	71	46
UNITD KINGDOM	6 056	567	361	SWITZERLAND	655	942	609
DENMARK	1 319	1 984	1 262	AUSTRIA	1 195	1 357	861
GREECE	1 560	143	88	TURKEY	17 192	5 316	3 421
SPAIN	48	184	117	POLAND	192	144	92
SWEDEN	999	115	73	CZECHOSLOVA	506	139	88
SWITZERLAND	678	1 793	1 149	HUNGARY	161	74	51
				BELARUS	147		



6 IMPORTS AND EXPORTS (SPECIAL TRADE) BY GROUPS OF THE SITC-REV. III AND BY COUNTRIES OF PRODUCTION AND CONSUMPTION 1992

GROUP COUNTRY	DT = 100 KG	1 000 DM	1 000 \$	GROUP COUNTRY	DT = 100 KG	1 000 DM	1 000 \$
RUSSIA	279	433	287	CROATIA	229	86	57
YUGOSLAVIA	198	109	70	MOROCCO	299	150	99
SYRIA	70	157	99	SUDAN	3 100	1 629	1 035
THAILAND	57	96	60	MAURITANIA	493	267	184
CHINA	138	68	41	MALI	2 307	1 207	781
037 FISH ETC.PREPD,PRSD,NES				NIGER	963	466	295
IMPORTS	1 408 759	781 241	500 405	GUINEA	665	389	262
FRANCE	22 846	18 310	11 812	GHANA	1 477	807	508
BELGIUM LUX	43 356	30 157	19 325	BENIN	990	514	327
NETHERLANDS	208 513	121 286	77 737	EQUAT GUINEA	333	194	131
ITALY	21 222	18 569	11 871	S TOME PRINC	332	153	96
UNITD KINGDOM	23 986	10 953	7 045	ANGOLA	4 800	2 557	1 749
IRELAND	26 648	5 055	3 202	TANZANIA	1 478	807	511
DENMARK	307 544	194 249	124 357	MOZAMBIQUE	985	543	366
GREECE	2 826	2 105	1 333	USA	3 339	4 274	2 727
PORTUGAL	20 277	14 807	9 411	CANADA	3 336	1 663	1 066
SPAIN	41 384	25 651	16 454	COLOMBIA	75	53	35
ICELAND	13 276	17 743	11 413	VENEZUELA	50	202	126
FAEROE IS	1 508	1 711	1 091	BRAZIL	14	107	67
NORWAY	16 527	10 290	6 600	CHILE	143	118	76
SWEDEN	5 762	4 474	2 851	PARAGUAY	111	116	75
YUGOSLAVIA	243	60	37	URUGUAY	192	174	111
TURKEY	200	184	116	ARGENTINA	446	489	311
ESTONIA	253	115	72	CYPRUS	79	75	47
LATVIA	173	63	41	LEBANON	122	69	44
LITHUANIA	683	449	299	ISRAEL	537	268	170
SOVIET UNION	481	4 131	2 551	SAUDI ARABIA	11	310	199
POLAND	109 396	27 354	17 431	KUWAIT	16	86	54
ROMANIA	64	50	32	ARAB EMIRAT	22	47	30
ALBANIA	28	82	57	SRI LANKA	1 164	680	459
RUSSIA	1 014	13 049	8 447	THAILAND	232	81	52
AZERBAIJAN	159	48	32	SINGAPORE	95	1 902	1 239
KAZAKHSTAN	20	743	475	NORTH KOREA	132	164	103
MOROCCO	63 932	43 288	27 925	JAPAN	182	1 755	1 119
CTE D IVOIRE	9 659	4 003	2 613	TAIWAN	12	277	177
MADAGASCAR	6 045	2 353	1 508	HONG KONG	138	754	483
MAURITIUS	2 050	902	573	AUSTRALIA	4 866	3 722	2 368
USA	3 052	6 487	4 128	NEW ZEALAND	17	91	57
CANADA	1 174	2 242	1 461	SHIPS SUPPL		165	108
GREENLAND	150	201	125	041 WHEAT, MESLIN, UNMILLED			
ST PIERRE	180	71	43	IMPORTS	10 514 171	420 766	270 676
ECUADOR	774	358	232	FRANCE	7 289 591	301 339	193 387
BRAZIL	168	77	53	BELGIUM LUX	257 166	10 097	6 371
CHILE	4 811	7 321	4 676	NETHERLANDS	475 136	17 662	11 389
URUGUAY	154	53	36	ITALY	11 627	1 206	803
ARGENTINA	37	137	88	UNITD KINGDOM	1 534 827	54 123	35 273
SYRIA	422	146	91	IRELAND	902	55	37
IRAN	210	7 751	4 943	DENMARK	351 167	13 070	8 305
INDIA	941	563	362	SPAIN	141 066	6 880	4 514
BANGLADESH	68	155	97	AUSTRIA	6 336	511	315
MALDIVES	7 759	3 389	2 224	USA	140 244	5 208	3 451
THAILAND	196 719	86 697	55 526	CANADA	304 770	10 534	6 781
VIETNAM	6 431	3 482	2 231	EXPORTS	47 645 713	1 369 680	878 038
INDONESIA	50 449	17 546	11 257	FRANCE	922 868	43 173	27 594
MALAYSIA	7 543	5 836	3 710	BELGIUM LUX	3 857 621	154 578	99 114
SINGAPORE	2 347	1 577	1 009	NETHERLANDS	5 188 370	202 282	129 408
PHILIPPINES	164 365	55 707	35 508	ITALY	3 854 925	182 330	103 586
CHINA	2 192	2 228	1 441	UNITD KINGDOM	3 154 647	125 865	81 290
SOUTH KOREA	4 190	2 986	1 920	DENMARK	609 459	23 865	15 295
JAPAN	2 907	3 194	2 028	GREECE	228 172	9 677	6 025
TAIWAN	674	219	136	PORTUGAL	614 731	27 025	17 132
HONG KONG	164	87	53	SPAIN	154 613	6 226	4 061
AUSTRALIA	20	87	55	NORWAY	37 310	798	512
NEW ZEALAND	328	179	115	SWITZERLAND	49 541	1 478	938
EXPORTS	750 184	458 996	294 225	TURKEY	67 388	1 213	768
FRANCE	152 290	100 104	64 212	ESTONIA	343 075	12 848	8 554
BELGIUM LUX	57 298	43 369	27 866	LITHUANIA	1 342 569	52 355	34 093
NETHERLANDS	102 155	52 266	33 566	SOVIET UNION	11 936 576	240 100	147 448
ITALY	159 773	110 856	70 789	POLAND	2 772 130	49 585	32 877
UNITD KINGDOM	23 809	16 431	10 622	ROMANIA	640	54	32
IRELAND	257	81	55	UKRAINE	3 401 622	71 505	46 918
DENMARK	16 409	10 663	6 853	BELARUS	163 321	3 219	2 035
GREECE	10 120	6 662	4 217	RUSSIA	2 209 178	49 497	32 475
PORTUGAL	3 787	2 609	1 731	UZBEKISTAN	1 723 696	32 842	22 360
SPAIN	14 476	10 623	6 832	TADJIKISTAN	630 341	12 049	8 164
CANARY IS	577	462	296	MOROCCO	2 413 504	49 067	32 470
NORWAY	6 518	2 518	1 621	ALGERIA	4 203	100	69
SWEDEN	7 669	3 442	2 190	TUNISIA	636 014	14 693	9 879
FINLAND	1 139	549	342	ETHIOPIA	805 749	16 218	10 635
SWITZERLAND	9 940	8 800	5 660	SOMALIA	26 250	540	339
AUSTRIA	67 031	39 600	25 353	KENYA	19 545	339	215
ANDORRA	19	86	56	YEMEN	468 976	5 922	3 593
MALTA	260	119	77	UNID COUNTR	6 754	155	107
YUGOSLAVIA	1 113	552	335	042 RICE			
TURKEY	304	157	98	IMPORTS	2 759 357	322 264	205 726
SOVIET UNION	301	290	172	FRANCE	32 613	4 857	3 076
POLAND	63 998	13 946	8 876	BELGIUM LUX	100 443	21 346	13 669
CZECHOSLOVA	10 610	4 436	2 817	NETHERLANDS	114 096	21 508	13 820
HUNGARY	3 943	1 668	1 052	ITALY	868 232	100 947	64 554
ROMANIA	148	102	65				
RUSSIA	417	313	204				
SLOVENIA	606	248	162				



## 6 IMPORTS AND EXPORTS (SPECIAL TRADE) BY GROUPS OF THE SITC-REV. III AND BY COUNTRIES OF PRODUCTION AND CONSUMPTION 1992

GROUP COUNTRY	DT = 100 KG	1 000 DM	1 000 \$	GROUP COUNTRY	DT = 100 KG	1 000 DM	1 000 \$
UNITED KINGDOM	10 939	2 766	1 774	HUNGARY	116 673	26 530	16 358
DENMARK	798	141	87	ROMANIA	28 867	7 551	4 641
GREECE	2 271	225	145	YUGOSLAVIA	750	186	102
SPAIN	484 132	62 793	40 002	CROATIA	2 160	477	302
TURKEY	752	103	65	USA	779 975	27 193	17 290
USA	866 637	79 492	50 491	CANADA	6 175	2 402	1 487
CANADA	448	190	118	CHILE	10 894	5 685	3 538
GREENLAND	286	64	40	ARGENTINA	1 195 701	34 276	22 399
GUYANA	10 618	1 010	644	EXPORTS	2 541 047	122 916	79 034
SURINAME	112 815	10 544	6 826	FRANCE	344 162	17 582	11 386
QATAR	230	103	66	BELGIUM LUX	43 781	2 768	1 768
PAKISTAN	1 893	241	152	NETHERLANDS	1 539 354	58 937	38 069
INDIA	26 836	6 195	3 968	ITALY	9 121	792	501
THAILAND	95 562	7 658	4 894	UNITED KINGDOM	56 315	4 497	2 801
INDONESIA	862	87	53	IRELAND	236	105	64
CHINA	8 748	1 008	631	DENMARK	532 471	33 001	21 251
AUSTRALIA	17 652	624	420	GREECE	248	123	76
EXPORTS	417 577	61 070	39 292	SWITZERLAND	1 168	821	499
FRANCE	8 291	1 675	1 077	AUSTRIA	1 084	708	440
BELGIUM LUX	86 184	12 115	7 856	YUGOSLAVIA	694	185	113
NETHERLANDS	12 648	1 861	1 187	SOVIET UNION	1 324	758	459
ITALY	5 366	689	431	POLAND	1 213	367	221
UNITED KINGDOM	26 223	5 308	3 406	CZECHOSLOVAKIA	2 440	974	595
IRELAND	682	126	81	HUNGARY	712	526	318
DENMARK	137 299	23 996	15 445	ROMANIA	564	121	73
GREECE	9 642	3 083	1 961	RUSSIA	716	177	109
NORWAY	16 160	1 255	802	ARGENTINA	5 031	310	189
SWEDEN	17 457	1 486	946	045 OTHER CEREALS, UNMILLED			
FINLAND	3 687	432	273	IMPORTS	1 894 375	80 931	52 593
SWITZERLAND	2 539	282	174	FRANCE	261 768	14 488	9 446
AUSTRIA	43 435	4 823	3 101	BELGIUM LUX	52 848	2 470	1 550
SOVIET UNION	1 610	187	111	NETHERLANDS	102 825	5 889	3 797
POLAND	20 559	1 589	1 026	ITALY	3 004	775	500
ROMANIA	1 308	110	73	UNITED KINGDOM	358 081	15 011	9 767
RUSSIA	1 688	195	129	IRELAND	205 932	8 248	5 558
YUGOSLAVIA	1 108	82	53	DENMARK	40 951	1 855	1 166
CROATIA	1 722	182	124	SWEDEN	936	103	68
BOS HERZEGOVINA	240	64	42	SOVIET UNION	3 855	144	87
CAPE VERDE	7 105	321	217	POLAND	58 421	1 184	774
SOMALIA	8 000	764	484	CZECHOSLOVAKIA	2 695	95	64
CYPRUS	530	85	56	HUNGARY	36 477	1 490	987
YEMEN	2 000	135	93	RUSSIA	5 477	218	145
043 BARLEY, UNMILLED				KAZAKHSTAN	1 050	86	57
IMPORTS	4 690 053	200 901	126 470	KENYA	316 446	10 458	6 680
FRANCE	785 034	30 641	19 424	USA	58 551	3 688	2 369
BELGIUM LUX	83 938	3 138	1 971	CANADA	65 892	4 967	3 198
NETHERLANDS	9 532	607	402	ECUADOR	540	107	68
UNITED KINGDOM	360 023	15 010	10 018	BOLIVIA	676	167	110
IRELAND	25 341	1 171	723	ARGENTINA	112 281	2 914	1 889
DENMARK	3 415 639	149 983	93 710	CHINA	35 523	2 990	1 927
URUGUAY	9 934	307	195	HONG KONG	225	157	97
EXPORTS	30 667 209	681 122	437 512	AUSTRALIA	165 461	3 045	2 046
FRANCE	352 788	14 669	9 664	EXPORTS	10 184 373	189 219	122 272
BELGIUM LUX	1 775 681	69 605	45 407	FRANCE	5 558	708	452
NETHERLANDS	2 518 776	85 838	55 646	BELGIUM LUX	43 423	1 714	1 098
ITALY	75 250	2 994	1 872	NETHERLANDS	542 431	19 365	12 460
UNITED KINGDOM	21 163	852	542	ITALY	94 790	3 946	2 533
DENMARK	1 429 672	43 120	28 894	UNITED KINGDOM	1 312	181	117
PORTUGAL	2 975	249	162	DENMARK	83 508	4 983	3 281
ICELAND	19 384	403	258	IRELAND	4 500	62	41
SWEDEN	180 743	2 738	1 878	FAEROE IS	6 433	101	70
FINLAND	5 004	154	103	NORWAY	56 120	549	354
SWITZERLAND	202 372	4 901	3 119	SWEDEN	679	242	158
AUSTRIA	2 811	213	133	FINLAND	71 168	1 096	692
ESTONIA	409 659	12 088	7 982	SWITZERLAND	8 507	1 292	817
LATVIA	347 650	13 152	8 875	AUSTRIA	2 263	532	336
LITHUANIA	602 291	20 867	14 063	TURKEY	256 000	4 035	2 554
SOVIET UNION	13 580 526	255 851	156 864	ESTONIA	200 071	8 261	5 202
POLAND	111 410	2 709	1 722	LATVIA	748 067	27 714	18 608
BELARUS	624 762	9 909	6 466	LITHUANIA	235 948	5 924	3 753
RUSSIA	2 876 616	51 425	33 684	SOVIET UNION	1 280 002	17 746	10 755
YUGOSLAVIA	7 500	120	76	POLAND	814 696	10 676	6 754
MOROCCO	157 500	2 524	1 604	CZECHOSLOVAKIA	9 230	910	625
LIBYA	48 394	692	417	HUNGARY	1 717	54	34
CHILE	397	71	44	NETHERLANDS	209 012	2 348	1 537
SAUDI ARABIA	5 331 638	85 857	57 960	RUSSIA	3 919 507	57 197	37 295
044 MAIZE UNMILLED				BRAZIL	18 562	251	170
IMPORTS	11 735 640	626 592	397 178	ISRAEL	53 845	482	298
FRANCE	8 973 215	483 257	306 697	PHILIPPINES	169 114	3 119	1 988
BELGIUM LUX	19 489	4 051	2 488	SOUTH KOREA	272 506	3 075	1 895
NETHERLANDS	15 149	1 202	759	JAPAN	1 073 602	12 543	8 324
ITALY	81 345	4 213	2 638	046 MEAL, FLOUR OF WHEAT, MSLN			
UNITED KINGDOM	82	59	37	IMPORTS	1 111 487	77 431	49 538
GREECE	400 627	16 863	10 557	FRANCE	710 909	49 317	31 556
SPAIN	72 854	3 856	2 416	BELGIUM LUX	237 958	16 556	10 588
AUSTRIA	14 736	5 177	3 199	NETHERLANDS	83 232	4 536	2 923
YUGOSLAVIA	16 148	3 488	2 182	ITALY	51 137	4 064	2 601



## 6 IMPORTS AND EXPORTS (SPECIAL TRADE) BY GROUPS OF THE SITC-REV. III AND BY COUNTRIES OF PRODUCTION AND CONSUMPTION 1992

GROUP COUNTRY	DT = 100 KG	1 000 DM	1 000 \$	GROUP COUNTRY	DT = 100 KG	1 000 DM	1 000 \$
UNTD KINGDOM	16 356	1 303	820	MALAWI	2 001	50	33
DENMARK	793	77	50	ISRAEL	270 860	3 200	2 019
GREECE	724	76	47	HONG KONG	907	65	42
SWITZERLAND	1 138	823	526				
AUSTRIA	396	77	49				
TURKEY	1 114	106	66				
USA	6 561	319	201				
JAPAN	162	50	32				
EXPORTS	7 131 524	336 645	215 332				
FRANCE	413 205	32 111	20 538				
BELGIUM LUX	198 091	11 946	7 580				
NETHERLANDS	1 019 906	56 076	35 957				
ITALY	4 565	251	164				
UNTD KINGDOM	2 748	158	101				
DENMARK	301 138	17 153	11 058				
GREECE	3 805	291	188				
CANARY IS	11 651	392	255				
SWITZERLAND	3 888	323	208				
YUGOSLAVIA	7 151	305	186				
SOVIET UNION	717 685	36 261	22 123				
POLAND	161 409	4 517	2 945				
HUNGARY	3 543	185	118				
ROMANIA	2 135	139	86				
ALBANIA	14 600	627	387				
RUSSIA	1 216 321	61 811	40 243				
ARMENIA	700	44	30				
AZERBAIJAN	7 500	273	181				
YUGOSLAVIA	87 354	6 526	4 242				
SLOVENIA	6 243	221	144				
CROATIA	501 049	27 323	17 687				
BOS HERZEGOV	125 681	4 310	2 881				
ALGERIA	23 300	675	409				
LIBYA	1 042 538	34 331	21 946				
NIGER	85 857	3 852	2 469				
GAMBIA	9 925	319	214				
SIERRA LEONE	34 100	1 106	702				
LIBERIA	49 957	1 594	1 018				
GHANA	42 209	1 453	942				
BENIN	10 451	358	233				
NIGERIA	15 703	487	310				
ZAIRE	4 976	109	69				
BURUNDI	1 710	56	36				
ANGOLA	61 242	1 932	1 198				
DJIBOUTI	265 510	8 391	5 360				
SOMALIA	58 597	1 631	1 013				
UGANDA	23 349	766	492				
TANZANIA	186 136	5 211	3 349				
MOZAMBIQUE	38 617	1 209	768				
MALAWI	17 646	577	369				
SOUTH AFRICA	7 296	207	137				
CUBA	223 072	6 399	3 960				
CHILE	35 420	1 088	719				
LEBANON	35 363	1 852	1 192				
IRAQ	9 891	507	305				
ISRAEL	7 300	234	144				
MALDIVES	19 952	664	422				
WEST SAMOA	4 074	109	71				
047 OTHER CEREAL MEAL, FLOURS							
IMPORTS	251 607	15 820	10 140				
FRANCE	58 192	3 293	2 116				
BELGIUM LUX	8 373	622	400				
NETHERLANDS	122 645	6 250	4 032				
ITALY	19 054	1 291	825				
UNTD KINGDOM	13 414	1 052	661				
IRELAND	535	180	115				
DENMARK	1 671	110	72				
SWITZERLAND	451	416	266				
TURKEY	182	45	30				
USA	21 206	1 831	1 162				
SURINAME	1 582	195	125				
SRI LANKA	542	77	50				
THAILAND	1 041	138	86				
CHINA	892	127	81				
EXPORTS	1 743 042	57 798	36 716				
FRANCE	87 639	6 287	4 020				
BELGIUM LUX	35 455	1 939	1 260				
NETHERLANDS	92 193	5 075	3 265				
ITALY	3 080	186	124				
UNTD KINGDOM	7 809	356	233				
DENMARK	265 150	14 658	9 345				
CANARY IS	14 506	263	162				
ICELAND	119 020	1 794	1 143				
NORWAY	110 255	1 562	1 026				
SWEDEN	110 064	2 187	1 427				
SWITZERLAND	1 261	109	68				
AUSTRIA	2 574	98	63				
SOVIET UNION	343 969	14 230	8 805				
POLAND	230 837	3 523	2 270				
RUSSIA	10 672	990	637				
ANGOLA	27 160	819	518				
							</



## 6 IMPORTS AND EXPORTS (SPECIAL TRADE) BY GROUPS OF THE SITC-REV. III AND BY COUNTRIES OF PRODUCTION AND CONSUMPTION 1992

GROUP COUNTRY	DT = 100 KG	1 000 DM	1 000 \$	GROUP COUNTRY	DT = 100 KG	1 000 DM	1 000 \$
CAMEROON	103	96	57	GHANA	1 169	284	181
RWANDA	1 000	60	38	TOGO	809	405	259
BURUNDI	722	62	40	ETHIOPIA	5 595	1 352	840
MADAGASCAR	1 904	127	87	KENYA	17 083	2 921	1 844
REUNION	726	252	163	TANZANIA	122 218	4 292	2 675
MAURITIUS	2 096	125	78	MADAGASCAR	356	451	290
SOUTH AFRICA	54 205	3 492	2 212	ZAMBIA	208	123	80
NAMIBIA	49 179	2 343	1 522	ZIMBABWE	1 480	748	492
USA	75 638	31 674	20 748	SOUTH AFRICA	83 011	16 619	10 804
CANADA	21 720	9 025	5 917	USA	135 871	27 781	17 367
MEXICO	2 600	999	638	CANADA	769 458	38 237	24 242
GUATEMALA	5 002	221	140	MEXICO	10 955	2 943	1 862
NICARAGUA	19 115	1 638	989	GUATEMALA	26 775	6 913	4 477
PANAMA	82 275	3 608	2 340	EL SALVADOR	225	50	30
CUBA	243	216	136	COSTA RICA	413	89	51
HAITI	14 057	1 218	782	CUBA	2 271	181	110
BAHAMAS	2 100	108	69	DOMINIC REP	1 079	305	193
DOMINIC REP	13 463	822	527	COLOMBIA	423	149	94
GUADELOUPE	142	54	33	VENEZUELA	506	80	49
NETH ANTILL	5 131	260	168	ECUADOR	4 679	1 151	738
COLOMBIA	343	148	94	PERU	24 661	8 988	5 788
VENEZUELA	105 133	5 242	3 441	BRAZIL	4 111	287	186
SURINAME	1 680	148	90	CHILE	87 279	11 067	7 045
ECUADOR	3 505	206	131	PARAGUAY	8 673	3 307	2 135
PERU	134 011	7 381	4 632	ARGENTINA	154 210	14 988	9 342
BRAZIL	106 962	4 931	3 131	CYPRUS	259 382	16 207	10 318
CHILE	330	111	111	LEBANON	1 184	111	64
PARAGUAY	5 117	320	194	SYRIA	58 460	2 849	1 763
URUGUAY	4 206	961	619	IRAN	9 651	1 500	949
ARGENTINA	11 100	5 151	3 352	ISRAEL	179 780	21 391	13 241
CYPRUS	9 309	6 384	4 129	JORDAN	1 625	486	303
LEBANON	2 186	1 239	795	INDIA	44 497	2 565	1 694
SYRIA	155	70	44	BANGLADESH	162	55	36
ISRAEL	12 756	4 094	2 623	SRI LANKA	190	238	147
JORDAN	570	388	249	THAILAND	6 614 239	185 828	119 866
SAUDI ARABIA	25 164	13 142	8 393	VIETNAM	1 796	350	225
KUWAIT	6 338	5 161	3 340	INDONESIA	682 079	18 779	11 747
BAHRAIN	2 421	1 756	1 143	PHILIPPINES	10 697	354	226
QATAR	433	292	193	CHINA	1 779 950	97 953	61 476
ARAB EMIRAT	7 612	5 683	3 654	JAPAN	368	582	365
OMAN	773	535	342	TAIWAN	8 530	2 867	1 830
YEMEN	156	114	73	HONG KONG	4 856	1 630	1 049
SRI LANKA	154	57	35	AUSTRALIA	334 834	23 806	15 198
THAILAND	121 357	7 110	4 541	NEW ZEALAND	205 147	15 200	9 490
INDONESIA	444	124	80				
MALAYSIA	12 590	610	392	EXPORTS	10 521 826	631 200	402 626
SINGAPORE	2 857	1 053	673	FRANCE	173 282	29 374	18 816
SOUTH KOREA	32 433	1 668	1 131	BELGIUM LUX	441 770	47 208	30 024
JAPAN	952 206	52 121	33 248	NETHERLANDS	7 732 731	172 100	112 579
TAIWAN	1 046	354	227	ITALY	647 912	47 850	30 297
HONG KONG	2 413	1 145	740	UNITD KINGDOM	159 918	18 363	11 482
AUSTRALIA	13 124	5 598	3 646	IRELAND	33 574	3 874	2 445
NEW ZEALAND	279	196	87	DENMARK	276 953	26 213	16 790
				GREECE	26 747	1 694	1 078
054 VEGETABLES				PORTUGAL	33 435	3 794	2 380
IMPORTS	57 364 090	6 032 942	3 824 828	SPAIN	92 112	11 980	7 520
FRANCE	4 258 820	576 191	362 798	CANARY IS	519	557	355
BELGIUM LUX	3 261 562	447 939	286 563	NORWAY	9 115	3 029	1 900
NETHERLANDS	18 500 117	2 195 223	1 400 064	SWEDEN	256 033	17 675	11 174
ITALY	5 280 150	620 148	389 647	FINLAND	5 568	3 315	2 063
UNITD KINGDOM	1 399 366	88 045	56 260	SWITZERLAND	22 677	13 799	8 780
IRELAND	1 593	924	595	AUSTRIA	129 700	32 139	20 250
DENMARK	1 397 714	101 110	64 086	MALTA	108	123	76
GREECE	508 189	150 896	93 610	YUGOSLAVIA	3 702	1 567	972
PORTUGAL	39 062	5 333	3 328	TURKEY	4 637	2 205	1 456
SPAIN	4 266 509	652 691	408 355	LITHUANIA	332	136	94
CANARY IS	790 994	128 421	79 777	SOVIET UNION	33 144	12 670	7 806
SWEDEN	28 049	5 008	3 197	POLAND	61 611	8 457	5 364
FINLAND	155	133	83	CZECHOSLOVA	110 274	13 702	8 645
SWITZERLAND	3 756	883	557	HUNGARY	27 393	5 207	3 325
AUSTRIA	105 750	10 804	7 026	ROMANIA	35 624	1 633	1 036
YUGOSLAVIA	32 554	11 479	7 061	UKRAINE	456	56	32
TURKEY	475 678	78 469	50 581	RUSSIA	28 648	2 984	1 853
ESTONIA	161	132	89	YUGOSLAVIA	1 722	241	155
LITHUANIA	15 838	8 652	5 686	SLOVENIA	6 867	1 205	775
SOVIET UNION	7 083	2 172	1 349	CROATIA	10 818	525	339
POLAND	1 191 810	94 218	59 912	BOS HERZEGOV	3 368	294	187
CZECHOSLOVA	1 803 958	96 237	61 441	MOROCCO	100	144	88
HUNGARY	1 316 676	79 430	51 818	ALGERIA	227	224	142
ROMANIA	77 654	7 450	4 887	TUNISIA	183	344	212
BULGARIA	106 942	12 650	8 377	EGYPT	277	80	49
ALBANIA	4 612	475	298	SENEGAL	40	54	35
UKRAINE	9 803	2 033	1 288	CTE D IVOIRE	40	47	32
BEARUS	2 754	1 357	878	TOGO	205	318	196
RUSSIA	10 895	2 155	1 412	NIGERIA	164	229	146
YUGOSLAVIA	28 383	9 023	5 802	CAMEROON	790	1 185	739
SLOVENIA	19 523	14 573	9 433	CENT AFR REP	67	210	130
CROATIA	4 874	630	417	GABON	243	397	253
BOS HERZEGOV	2 108	674	439	CONGO	221	462	296
MOROCCO	342 585	44 071	27 432	ZAIRE	193	490	308
TUNISIA	10 193	920	566	ETHIOPIA	561	1 437	875
EGYPT	347 381	23 769	14 433	KENYA	1 800	3 499	2 245
SUDAN	39 049	18 802	12 038	UGANDA	57	61	42
SENEGAL	6 919	2 638	1 636	TANZANIA	400	538	335
CTE D IVOIRE	686	121	72	MOZAMBIQUE	50	56	38
				MADAGASCAR	75	278	172



## 6 IMPORTS AND EXPORTS (SPECIAL TRADE) BY GROUPS OF THE SITC-REV. III AND BY COUNTRIES OF PRODUCTION AND CONSUMPTION 1992

GROUP COUNTRY	DT = 100 KG	1 000 DM	1 000 \$	GROUP COUNTRY	DT = 100 KG	1 000 DM	1 000 \$
REUNION	50	170	111	VIETNAM	1 247	180	115
MAURITIUS	162	185	121	INDONESIA	14 200	3 439	2 208
ZIMBABWE	37	81	54	MALAYSIA	1 139	477	312
SOUTH AFRICA	708	638	402	SINGAPORE	191	167	106
NAMIBIA	189	133	90	PHILIPPINES	508	254	156
USA	32 727	33 397	20 813	CHINA	780 018	201 111	128 325
CANADA	4 912	3 741	2 477	SOUTH KOREA	652	468	293
MEXICO	771	439	280	JAPAN	1 160	1 523	971
PANAMA	2 782	713	467	TAIWAN	18 284	7 662	4 858
TRINIDAD TOB	60	113	70	HONG KONG	1 255	507	322
COLOMBIA	41	104	69	NEW ZEALAND	272	119	75
VENEZUELA	2 818	1 171	734	EXPORTS	1 695 160	482 270	309 945
GUYANA	40	59	36	FRANCE	218 651	59 867	38 443
ECUADOR	40	103	62	BELGIUM LUX	136 510	36 859	23 724
PERU	430	744	462	NETHERLANDS	548 568	125 166	80 596
BRAZIL	3 430	2 462	1 555	ITALY	151 650	63 487	40 822
CHILE	47	103	66	UNITED KINGDOM	187 287	48 572	31 151
PARAGUAY	418	399	244	IRELAND	6 640	1 878	1 206
URUGUAY	100	122	77	DENMARK	116 692	25 021	16 097
CYPRUS	3 369	408	255	GREECE	15 931	3 767	2 429
LEBANON	1 207	423	283	PORTUGAL	9 171	3 106	1 995
SYRIA	15 429	1 096	680	SPAIN	46 596	12 873	8 237
ISRAEL	348	269	164	CANARY IS	10 969	2 627	1 688
SAUDI ARABIA	208	53	36	ICELAND	896	220	145
BAHRAIN	507	134	79	NORWAY	3 353	1 810	1 176
QATAR	678	148	87	SWEDEN	20 202	7 720	4 931
ARAB EMIRAT	1 130	174	119	FINLAND	5 675	2 169	1 368
INDIA	1 004	1 753	1 132	SWITZERLAND	36 411	27 065	17 388
SRI LANKA	814	170	104	AUSTRIA	45 970	20 437	13 114
THAILAND	19 494	25 967	16 627	ANDORRA	210	91	55
VIETNAM	413	432	273	MALTA	1 486	535	351
INDONESIA	82	88	58	YUGOSLAVIA	2 106	367	221
MALAYSIA	283	298	193	TURKEY	955	408	268
SINGAPORE	146	72	45	LITHUANIA	359	68	46
PHILIPPINES	286	49	30	SOVIET UNION	11 135	415	244
CHINA	155	427	282	POLAND	29 559	10 215	6 578
SOUTH KOREA	1 291	1 528	954	CZECHOSLOVAKIA	8 188	2 342	1 503
JAPAN	45 319	56 115	34 907	HUNGARY	3 972	1 347	863
TAIWAN	160	169	115	ROMANIA	376	81	50
HONG KONG	1 001	1 188	761	BULGARIA	930	148	97
AUSTRALIA	597	648	430	RUSSIA	4 552	1 249	811
NEW ZEALAND	216	52	35	YUGOSLAVIA	726	113	71
056 VEGETABLES, PRPD, PRSD, NES				SLOVENIA	1 174	109	74
IMPORTS	14 905 023	2 578 144	1 648 706	CROATIA	2 074	449	296
FRANCE	2 311 437	448 596	287 130	BOS HERZEGOV	213	46	30
BELGIUM LUX	689 869	88 018	56 263	MOROCCO	347	96	62
NETHERLANDS	5 610 070	941 732	602 804	SOUTH AFRICA	1 530	692	442
ITALY	2 393 123	307 860	197 016	NAMIBIA	272	48	33
UNITED KINGDOM	70 179	11 166	7 142	USA	19 387	7 728	4 976
IRELAND	328	323	207	CANADA	8 895	2 591	1 661
DENMARK	49 195	16 680	10 648	GUATEMALA	35	59	40
GREECE	336 146	67 709	43 260	CUBA	1 008	275	179
PORTUGAL	83 070	12 605	7 983	JAMAICA	72	75	49
SPAIN	217 781	91 877	58 671	TRINIDAD TOB	956	397	254
SWEDEN	8 714	2 430	1 571	VENEZUELA	221	182	117
FINLAND	409	210	136	BRAZIL	198	81	51
SWITZERLAND	8 327	4 373	2 789	ARGENTINA	438	232	151
AUSTRIA	6 048	1 659	1 068	CYPRUS	159	86	56
YUGOSLAVIA	34 002	6 053	3 728	SYRIA	294	70	45
TURKEY	568 097	107 769	69 082	ISRAEL	649	681	434
LITHUANIA	15	49	30	SAUDI ARABIA	1 227	451	287
SOVIET UNION	1 772	299	182	KUWAIT	159	61	41
POLAND	256 247	15 178	9 610	BAHRAIN	146	71	44
CZECHOSLOVAKIA	68 782	6 207	3 941	ARAB EMIRAT	1 687	715	458
HUNGARY	679 495	87 115	55 341	OMAN	58	67	42
ROMANIA	2 821	2 689	1 691	INDONESIA	1 522	1 015	663
BULGARIA	127 738	11 540	7 297	MALAYSIA	517	311	203
ALBANIA	832	187	122	SINGAPORE	950	416	267
BELARUS	1 364	144	99	PHILIPPINES	287	125	82
RUSSIA	2 840	423	269	SOUTH KOREA	100	141	94
YUGOSLAVIA	14 102	4 052	2 640	JAPAN	4 246	1 284	811
SLOVENIA	6 680	1 299	849	TAIWAN	351	210	136
CROATIA	8 088	1 275	830	HONG KONG	928	281	181
BOS HERZEGOV	2 361	247	165	AUSTRALIA	3 758	2 327	1 480
MOROCCO	49 897	8 539	5 425	NEW ZEALAND	435	394	250
EGYPT	30 848	9 404	6 056	057 FRUIT, NUTS EXCL. OIL NUTS			
KENYA	984	181	116	IMPORTS	53 160 126	7 729 204	4 951 216
SOUTH AFRICA	8 380	3 721	2 381	FRANCE	2 251 404	404 317	265 218
LESOTHO	3 810	1 357	865	BELGIUM LUX	355 001	69 629	44 987
USA	178 789	42 700	27 372	NETHERLANDS	1 072 356	155 697	99 585
CANADA	25 289	5 162	3 330	ITALY	10 600 137	1 738 642	1 128 209
MEXICO	2 458	940	601	UNITED KINGDOM	88 526	5 247	3 308
ECUADOR	4 223	1 717	1 118	DENMARK	24 472	3 249	2 098
PERU	42 390	15 214	9 737	GREECE	1 218 432	186 790	123 970
BRAZIL	1 981	970	627	PORTUGAL	14 239	4 540	2 880
CHILE	3 156	2 071	1 332	SPAIN	11 142 205	1 361 190	858 429
ARGENTINA	363	347	217	CANARY IS	6 968	951	612
LEBANON	4 484	499	317	NORWAY	308	63	38
SYRIA	9 941	3 216	2 041	SWEDEN	1 859	678	450
IRAN	2 097	265	162	FINLAND	738	217	149
ISRAEL	34 723	4 629	2 921	SWITZERLAND	3 361	875	577
PAKISTAN	140	358	232	AUSTRIA	114 122	17 230	10 860
INDIA	17 761	5 085	3 271				
THAILAND	103 372	15 889	10 146				



## 6 IMPORTS AND EXPORTS (SPECIAL TRADE) BY GROUPS OF THE SITC-REV. III AND BY COUNTRIES OF PRODUCTION AND CONSUMPTION 1992

GROUP COUNTRY	DT = 100 KG	1 000 DM	1 000 \$	GROUP COUNTRY	DT = 100 KG	1 000 DM	1 000 \$
YUGOSLAVIA	12 997	1 571	964	PORTUGAL	6 139	3 918	2 487
TURKEY	1 440 798	418 824	268 608	SPAIN	101 274	51 469	32 977
LITHUANIA	17 683	2 364	1 596	CANARY IS	421	276	182
SOVIET UNION	18 850	3 108	1 937	ICELAND	1 183	494	317
POLAND	444 924	30 798	20 487	FAEROE IS	109	61	38
CZECHOSLOVA	172 098	7 666	4 920	NORWAY	13 868	2 568	1 632
HUNGARY	410 168	35 740	23 528	SWEDEN	89 991	15 116	9 582
ROMANIA	78 923	6 522	4 331	FINLAND	40 882	3 877	2 463
BULGARIA	24 562	3 387	2 178	SWITZERLAND	68 079	14 721	9 468
ALBANIA	3 842	1 595	1 000	AUSTRIA	79 123	21 667	13 918
UKRAINE	990	91	61	MALTA	207	86	59
BELARUS	791	77	49	YUGOSLAVIA	2 213	452	279
RUSSIA	6 362	1 038	661	TURKEY	2 705	1 075	694
YUGOSLAVIA	2 449	473	302	LATVIA	14 119	1 565	1 014
SLOVENIA	1 811	184	118	LITHUANIA	6 378	574	377
BOS HERZEGOV	416	49	33	SOVIET UNION	1 079	251	151
MOROCCO	891 645	84 921	52 931	POLAND	151 159	16 235	10 388
ALGERIA	5 278	2 342	1 490	CZECHOSLOVA	53 678	6 768	4 330
TUNISIA	13 824	6 043	3 850	HUNGARY	42 012	4 542	2 879
EGYPT	10 791	1 235	775	ROMANIA	9 910	1 000	641
SUDAN	165	54	32	BULGARIA	1 053	161	100
BURKINA FASO	183	86	56	UKRAINE	1 230	164	105
SENEGAL	1 810	438	274	BELARUS	646	51	30
GUINEA	897	231	142	RUSSIA	8 529	1 172	751
CTE D IVOIRE	129 687	14 291	8 987	YUGOSLAVIA	1 223	271	171
GHANA	11 631	1 463	926	SLOVENIA	816	247	158
TOGO	1 693	550	350	CROATIA	1 279	278	183
NIGERIA	683	62	40	MOROCCO	306	74	46
BURUNDI	671	192	119	EGYPT	1 161	346	211
ETHIOPIA	303	58	38	ANGOLA	1 087	113	78
KENYA	15 248	4 940	3 226	REUNION	2 848	384	265
MOZAMBIQUE	22 501	2 602	1 718	SOUTH AFRICA	166	66	42
MADAGASCAR	2 505	1 929	1 217	USA	2 626	1 043	664
REUNION	139	78	45	CANADA	674	498	308
MAURITIUS	520	221	138	MEXICO	4 997	3 024	2 024
ZAMBIA	168	49	30	TRINIDAD TOB	177	72	44
ZIMBABWE	23 916	2 568	1 723	VENEZUELA	125	93	56
SOUTH AFRICA	1 648 548	279 989	177 313	ARGENTINA	310	111	70
NAMIBIA	411	82	52	CYPRUS	285	250	159
SWAZILAND	64 281	6 332	4 242	LEBANON	550	482	294
USA	1 241 210	452 461	286 605	IRAN	183	54	34
CANADA	2 133	540	335	ISRAEL	3 721	2 901	1 813
MEXICO	48 786	5 964	3 929	SINGAPORE	104	214	137
GUATEMALA	100 929	8 608	5 604	JAPAN	917	728	460
HONDURAS	1 154 497	103 376	65 910	HONG KONG	32	90	58
EL SALVADOR	320	84	53	AUSTRALIA	55	66	44
NICARAGUA	178 725	16 070	10 104				
COSTA RICA	2 676 009	243 316	155 891	058 FRUIT, PRESERVED, PREPARED			
PANAMA	2 806 325	252 794	161 946	IMPORTS	9 241 191	1 811 377	1 158 089
CUBA	18 868	1 686	1 062	FRANCE	231 783	75 435	48 322
DOMINIC REP	158 286	15 196	9 762	BELGIUM LUX	318 512	91 220	58 312
GUADELOUPE	205	57	36	NETHERLANDS	620 617	137 051	87 816
MARTINIQUE	887	92	61	ITALY	1 482 204	280 984	179 814
JAMAICA	2 461	743	477	UNITD KINGDOM	63 143	24 782	16 037
COLOMBIA	2 723 419	244 171	156 463	IRELAND	128	79	51
VENEZUELA	3 993	1 286	785	DENMARK	69 671	16 452	10 503
ECUADOR	4 358 695	390 005	248 541	GREECE	1 119 143	166 990	106 549
PERU	6 322	2 221	1 416	PORTUGAL	567	112	69
BRAZIL	348 733	62 279	39 469	SPAIN	735 625	160 105	101 558
CHILE	1 336 939	275 576	171 931	NORWAY	235	99	60
BOLIVIA	2 315	1 039	658	SWEDEN	19 693	7 597	4 892
URUGUAY	75 064	7 456	4 995	FINLAND	18 605	6 769	4 358
ARGENTINA	740 377	110 954	69 904	SWITZERLAND	16 066	5 545	3 548
CYPRUS	219 750	17 571	10 972	AUSTRIA	59 698	13 633	8 707
LEBANON	2 384	187	119	YUGOSLAVIA	172 442	36 095	22 142
SYRIA	342	78	48	TURKEY	294 440	112 919	72 622
IRAN	544 105	266 419	170 770	ESTONIA	903	293	196
ISRAEL	629 873	77 261	48 420	LITHUANIA	1 179	256	172
JORDAN	422	86	53	SOVIET UNION	3 077	509	313
AFGHANISTAN	142	85	53	POLAND	1 000 080	138 600	88 852
PAKISTAN	3 904	1 738	1 105	CZECHOSLOVA	95 616	9 517	6 113
INDIA	52 819	42 160	27 044	HUNGARY	264 266	49 425	31 964
SRI LANKA	78 334	13 589	8 767	ROMANIA	10 099	1 741	1 101
THAILAND	5 114	2 866	1 836	BULGARIA	33 470	6 387	4 135
VIETNAM	449	265	162	UKRAINE	534	100	63
INDONESIA	9 348	2 418	1 546	BELARUS	2 396	407	276
MALAYSIA	34 660	8 443	5 456	RUSSIA	5 962	1 061	687
SINGAPORE	692	316	195	YUGOSLAVIA	172 513	33 573	22 002
PHILIPPINES	29 746	5 555	3 561	SLOVENIA	6 702	2 072	1 359
CHINA	14 085	6 775	4 351	CROATIA	10 675	3 408	2 259
SOUTH KOREA	424	94	61	BOS HERZEGOV	52 544	12 207	8 125
JAPAN	1 704	634	401	MOROCCO	9 363	1 755	1 135
TAIWAN	26	102	64	GHANA	1 185	69	43
AUSTRALIA	181 938	40 795	26 088	NIGERIA	1 487	327	209
NEW ZEALAND	980 606	171 516	111 888	SOMALIA	451	77	48
N ZEAL OCEAN	925	212	139	KENYA	120 035	20 639	13 192
EXPORTS	2 193 164	455 624	291 862	SOUTH AFRICA	295 057	51 753	33 112
FRANCE	172 024	59 909	38 566	SWAZILAND	11 198	2 299	1 443
BELGIUM LUX	166 672	34 921	22 442	USA	57 063	19 782	12 613
NETHERLANDS	349 791	56 352	36 194	CANADA	137 389	46 534	29 798
ITALY	424 045	73 991	47 015	MEXICO	115	62	35
UNITD KINGDOM	71 359	19 975	12 902	GUATEMALA	4 924	902	579
IRELAND	2 614	359	235	HONDURAS	9 313	1 609	1 022
DENMARK	275 037	45 469	29 189	COSTA RICA	24 591	3 987	2 563
GREECE	8 834	4 585	2 889	PANAMA	27 033	3 896	2 447



6 IMPORTS AND EXPORTS (SPECIAL TRADE) BY GROUPS OF THE SITC-REV. III AND BY COUNTRIES OF PRODUCTION AND CONSUMPTION 1992

GROUP COUNTRY	DT = 100 KG	1 000 DM	1 000 \$	GROUP COUNTRY	DT = 100 KG	1 000 DM	1 000 \$
HAITI	6 355	908	582	059 FRUIT, VEGETABLE JUICES			
DOMINIC REP	200	53	32	IMPORTS	7 087 763	1 510 540	965 542
MARTINIQUE	1 208	206	131	FRANCE	707 969	58 791	37 633
COLOMBIA	3 448	545	357	BELGIUM LUX	38 216	9 672	6 214
VENEZUELA	11 683	1 526	974	NETHERLANDS	199 646	77 000	49 144
ECUADOR	23 013	3 440	2 158	ITALY	1 304 176	238 784	152 933
PERU	4 504	787	500	UNTD KINGDOM	5 085	1 200	764
BRAZIL	74 577	10 537	6 748	DENMARK	61 987	16 800	10 724
CHILE	90 818	26 264	16 582	GREECE	17 648	3 080	1 968
ARGENTINA	26 576	3 727	2 386	PORTUGAL	1 918	650	403
CYPRUS	2 518	432	275	SPAIN	186 133	34 418	22 084
LEBANON	675	120	76	ICELAND	244	47	32
SYRIA	750	87	55	SWEDEN	1 372	376	239
IRAN	29 400	21 424	13 705	SWITZERLAND	67 419	21 191	13 250
ISRAEL	12 870	2 720	1 716	AUSTRIA	24 004	6 623	4 215
PAKISTAN	233	47	30	YUGOSLAVIA	19 106	6 336	3 893
INDIA	13 109	2 621	1 677	TURKEY	195 741	53 746	34 014
SRI LANKA	234	49	33	LATVIA	6 668	934	603
THAILAND	706 349	87 697	55 784	LITHUANIA	11 392	2 732	1 729
VIETNAM	8 835	1 032	665	SOVIET UNION	78 368	22 175	13 625
INDONESIA	140 079	16 810	10 639	POLAND	722 285	133 272	86 691
MALAYSIA	38 543	5 686	3 608	CZECHOSLOVA	43 792	8 517	5 404
SINGAPORE	1 441	207	134	HUNGARY	94 746	21 168	13 652
PHILIPPINES	124 469	18 628	11 943	ROMANIA	28 661	6 477	4 084
CHINA	219 581	35 166	22 458	BULGARIA	24 738	5 017	3 141
SOUTH KOREA	1 084	352	222	UKRAINE	34 935	5 121	3 246
JAPAN	743	485	306	BELARUS	480	61	38
TAIWAN	3 004	784	505	MOLDOVA	3 555	920	609
HONG KONG	3 150	1 083	688	RUSSIA	28 629	6 074	3 831
AUSTRALIA	93 401	14 877	9 468	GEORGIA	2 381	351	223
NEW ZEALAND	16 077	3 367	2 181	ARMENIA	696	125	84
FIJI	286	142	90	AZERBAIJAN	500	168	107
EXPORTS	1 510 296	556 460	357 206	KAZAKHSTAN	5 009	898	568
FRANCE	407 530	174 263	111 748	YUGOSLAVIA	9 711	3 078	1 984
BELGIUM LUX	180 689	65 048	41 676	SLOVENIA	4 099	780	500
NETHERLANDS	329 601	92 194	59 395	CROATIA	4 659	1 765	1 166
ITALY	124 297	44 266	28 223	MOROCCO	22 442	3 336	2 146
UNTD KINGDOM	130 976	49 450	31 895	EGYPT	495	73	48
IRELAND	1 462	804	380	CTE D IVOIRE	1 236	357	227
DENMARK	50 824	18 586	11 963	BURUNDI	225	51	34
GREECE	9 890	3 959	2 550	KENYA	1 503	372	243
PORTUGAL	823	362	235	SOUTH AFRICA	53 958	15 199	9 662
SPAIN	14 277	7 635	4 912	SWAZILAND	1 910	570	354
CANARY IS	3 876	1 479	941	USA	48 045	13 116	8 374
ICELAND	2 196	852	549	CANADA	217	145	87
NORWAY	8 737	2 977	1 919	ST PIERRE	334	80	52
SWEDEN	23 473	10 928	7 012	MEXICO	2 433	756	464
FINLAND	10 135	4 133	2 659	BELIZE	16 544	5 302	3 387
SWITZERLAND	35 294	21 013	13 507	COSTA RICA	5 377	1 431	918
AUSTRIA	45 572	19 078	12 311	CUBA	9 348	2 536	1 641
MALTA	1 693	668	419	DOMINIC REP	675	181	113
YUGOSLAVIA	639	131	80	JAMAICA	2 319	732	473
TURKEY	2 028	727	476	NETH ANTILL	6 380	1 317	889
LATVIA	659	149	95	COLOMBIA	52 956	17 826	11 328
LITHUANIA	1 195	127	83	VENEZUELA	7 659	2 130	1 370
SOVIET UNION	1 679	714	422	ECUADOR	3 758	2 072	1 291
POLAND	49 811	11 122	7 063	PERU	921	398	254
CZECHOSLOVA	19 636	6 196	3 961	BRAZIL	2 564 406	611 463	390 486
HUNGARY	5 639	2 225	1 440	CHILE	112	123	82
ROMANIA	3 198	1 298	834	URUGUAY	14 210	3 171	2 045
BULGARIA	1 708	581	377	ARGENTINA	106 425	25 529	16 415
UKRAINE	165	76	48	CYPRUS	3 686	996	633
RUSSIA	8 066	2 614	1 691	IRAN	23 054	7 333	4 551
YUGOSLAVIA	422	93	62	ISRAEL	119 839	23 234	14 901
SLOVENIA	264	73	45	PAKISTAN	9 971	3 079	2 025
CROATIA	704	160	105	INDIA	4 162	1 059	651
LIBYA	234	66	40	THAILAND	45 389	12 017	7 662
CAPE VERDE	107	69	45	VIETNAM	3 478	775	482
SOUTH AFRICA	521	171	111	INDONESIA	11 015	2 604	1 687
USA	6 506	2 812	1 807	SINGAPORE	598	105	66
CANADA	1 558	1 023	655	PHILIPPINES	1 468	400	251
MEXICO	2 929	1 343	895	CHINA	2 180	1 345	833
VENEZUELA	849	707	441	JAPAN	136	124	80
BRAZIL	148	108	68	AUSTRALIA	1 138	351	215
URUGUAY	157	65	40	NEW ZEALAND	802	286	186
ARGENTINA	1 182	728	462	EXPORTS	3 262 049	611 933	390 881
CYPRUS	638	289	183	FRANCE	558 549	97 125	62 049
LEBANON	598	195	127	BELGIUM LUX	574 006	76 984	49 356
SYRIA	355	107	69	NETHERLANDS	1 048 381	159 924	102 224
ISRAEL	139	97	60	ITALY	125 525	31 340	19 859
SAUDI ARABIA	3 667	1 220	776	UNTD KINGDOM	293 285	63 072	40 520
KUWAIT	294	115	74	IRELAND	8 228	2 337	1 509
BAHRAIN	199	65	39	DENMARK	90 068	24 700	15 809
ARAB EMIRAT	368	163	97	GREECE	13 675	5 623	3 660
THAILAND	510	250	165	PORTUGAL	1 474	166	112
INDONESIA	86	52	31	SPAIN	18 874	5 306	3 412
MALAYSIA	352	122	75	CANARY IS	1 430	198	129
SINGAPORE	602	315	199	NORWAY	10 500	3 915	2 499
JAPAN	371	301	193	SWEDEN	30 638	6 325	4 058
TAIWAN	1 080	916	585	FINLAND	8 749	2 842	1 800
HONG KONG	555	275	176	SWITZERLAND	37 386	7 000	4 441
AUSTRALIA	786	350	222	AUSTRIA	25 972	7 943	5 069
NEW ZEALAND	136	52	33	YUGOSLAVIA	408	90	56
FR POLYNESIA	47	60	40				



6 IMPORTS AND EXPORTS (SPECIAL TRADE) BY GROUPS OF THE SITC-REV. III AND BY COUNTRIES OF PRODUCTION AND CONSUMPTION 1992

GROUP COUNTRY	DT = 100 KG	1 000 DM	1 000 \$	GROUP COUNTRY	DT = 100 KG	1 000 DM	1 000 \$
TURKEY	548	126	82	UNITD KINGDOM	181 860	24 682	15 856
LATVIA	1 151	119	78	IRELAND	3 690	705	455
LITHUANIA	1 299	157	104	DENMARK	753 886	37 732	24 345
SOVIET UNION	3 794	1 929	1 173	GREECE	55 360	7 976	5 058
POLAND	44 528	6 610	4 343	PORTUGAL	678 509	75 512	49 377
CZECHOSLOVA	7 757	894	564	SPAIN	87 835	12 195	7 946
HUNGARY	1 547	348	223	CANARY IS	659 632	30 891	19 845
ROMANIA	861	135	90	ICELAND	28 209	1 461	947
BULGARIA	498	67	40	NORWAY	209 716	11 223	7 165
UKRAINE	1 421	135	93	SWEDEN	100 680	3 371	2 171
BELARUS	1 051	188	120	FINLAND	6 784	821	533
RUSSIA	18 142	2 087	1 377	SWITZERLAND	1 129 797	69 867	45 191
LIBYA	1 820	277	176	AUSTRIA	305 391	17 507	11 274
SOUTH AFRICA	287	263	163	GIBRALTAR	5 805	304	193
USA	298 640	91 050	57 567	VATICAN CITY	5 582	390	240
CANADA	11 346	3 134	2 004	YUGOSLAVIA	28 336	1 589	965
ARGENTINA	584	90	56	TURKEY	46 124	2 825	1 768
SAUDI ARABIA	839	283	184	ESTONIA	158 463	16 223	10 899
KUWAIT	325	68	43	LATVIA	45 332	2 126	1 458
SINGAPORE	1 070	197	124	LITHUANIA	129 015	8 889	5 727
SOUTH KOREA	721	314	204	SOVIET UNION	769 312	42 733	26 054
JAPAN	7 683	6 807	4 342	POLAND	277 218	17 921	11 688
TAIWAN	4 487	710	466	CZECHOSLOVA	118 066	5 178	3 269
HONG KONG	1 500	410	263	HUNGARY	17 982	1 336	862
AUSTRALIA	177	138	92	ROMANIA	191 208	10 735	7 235
				BULGARIA	364 215	16 810	10 779
061 SUGARS,MOLASSES,HONEY				ALBANIA	4 267	223	141
IMPORTS	11 426 627	957 559	614 818	UKRAINE	45 088	3 858	2 446
FRANCE	2 606 725	336 182	216 196	BELARUS	18 824	803	511
BELGIUM LUX	994 000	113 398	73 041	RUSSIA	1 394 680	69 984	44 961
NETHERLANDS	2 652 408	200 252	128 574	TURKMENISTAN	2 204	183	113
ITALY	313 822	35 091	22 420	UZBEKISTAN	11 320	481	323
UNITD KINGDOM	199 005	19 625	12 823	YUGOSLAVIA	28 199	1 369	900
IRELAND	1 088	167	105	SLOVENIA	104 422	5 285	3 503
DENMARK	49 712	4 531	2 912	CROATIA	331 692	16 327	10 643
GREECE	1 177	494	318	BOS HERZEGOV	3 227	139	92
PORTUGAL	233	70	46	MOROCCO	7 255	355	230
SPAIN	14 329	4 234	2 671	ALGERIA	96 340	3 664	2 508
NORWAY	219	105	72	TUNISIA	13 980	873	560
SWEDEN	1 059	378	245	LIBYA	6 687	266	169
FINLAND	81 486	16 611	10 685	EGYPT	180 178	9 663	5 997
SWITZERLAND	1 415	324	201	SUDAN	11 011	583	368
AUSTRIA	33 104	1 390	896	MAURITANIA	1 579	86	55
YUGOSLAVIA	243	94	60	MALI	56 767	2 556	1 602
TURKEY	19 605	7 519	4 718	BURKINA FASO	30 402	1 372	834
LITHUANIA	660	92	58	NIGER	4 955	234	157
SOVIET UNION	37 405	2 074	1 270	CAPE VERDE	71 620	5 502	3 448
POLAND	65 847	4 133	2 600	SENEGAL	9 111	415	259
CZECHOSLOVA	49 970	7 157	4 579	GAMBIA	23 934	1 043	660
HUNGARY	29 459	6 917	4 451	GUIN BISSAU	5 860	242	146
ROMANIA	5 370	1 270	825	GUINEA	66 348	2 885	1 811
BULGARIA	836	259	172	SIERRA LEONE	36 942	1 604	995
BELARUS	1 434	221	149	LIBERIA	16 774	832	534
RUSSIA	20 201	2 693	1 740	CTE D IVOIRE	26 575	1 327	825
YUGOSLAVIA	246	79	53	GHANA	26 430	1 354	886
SLOVENIA	212	68	45	TOGO	48 153	3 539	2 313
MOROCCO	2 554	145	91	BENIN	4 450	185	121
KENYA	41 913	741	470	NIGERIA	78 458	5 022	3 215
TANZANIA	12 212	236	151	CAMEROON	1 101	64	40
MAURITIUS	125 218	4 252	2 680	S TOME PRINC	3 670	148	95
USA	882 461	17 962	11 403	CONGO	6 250	271	163
CANADA	25 091	8 479	5 441	RWANDA	1 385	105	66
MEXICO	339 977	44 504	28 382	ANGOLA	98 275	4 185	2 786
GUATEMALA	9 899	2 161	1 393	ETHIOPIA	52 708	2 686	1 747
EL SALVADOR	21 338	4 042	2 579	DJIBOUTI	56 590	2 780	1 734
CUBA	426 252	12 398	7 945	SOMALIA	11 175	503	329
DOMINIC REP	404	71	44	KENYA	53 239	2 977	1 934
COLOMBIA	802	189	119	UGANDA	38 555	1 822	1 196
BRAZIL	8 560	1 547	1 002	TANZANIA	4 179	250	160
CHILE	5 168	961	607	MOZAMBIQUE	15 055	742	481
URUGUAY	48 175	8 342	5 320	MADAGASCAR	1 145	80	51
ARGENTINA	223 060	36 993	23 652	MAURITIUS	600	71	46
LEBANON	1 315	175	114	ZAMBIA	537	54	35
IRAN	7 191	144	94	SOUTH AFRICA	4 825	889	577
ISRAEL	4 407	1 256	811	USA	7 085	1 402	889
SAUDI ARABIA	646	103	70	CANADA	43 161	2 324	1 506
PAKISTAN	1 172 867	14 409	9 417	MEXICO	773	184	121
INDIA	107 439	1 324	800	GUATEMALA	538	120	75
MYANMAR	500	72	46	EL SALVADOR	888	133	88
THAILAND	431 607	5 706	3 688	CUBA	505	101	62
INDONESIA	77 207	959	592	HAITI	6 936	338	214
PHILIPPINES	629	157	100	BAHAMAS	5 845	337	213
CHINA	94 208	16 095	10 297	DOMINIC REP	2 381	113	72
JAPAN	2 810	612	384	DOMINICA	14 655	678	439
HONG KONG	370	64	41	BRIT VIRG IS	1 720	84	53
AUSTRALIA	15 556	2 608	1 643	JAMAICA	6 244	291	187
NEW ZEALAND	10 178	2 753	1 761	ST LUCIA	21 046	1 013	648
FIJI	146 233	2 440	1 611	ST VINCENT	4 726	234	147
EXPORTS	17 734 420	1 247 351	799 345	TRINIDAD TOB	2 412	101	67
FRANCE	695 984	48 643	31 178	ARUBA	5 160	234	149
BELGIUM LUX	1 269 957	170 729	109 365	COLOMBIA	1 387	227	151
NETHERLANDS	930 619	109 191	69 660	VENEZUELA	1 454	247	155
ITALY	656 377	95 945	60 909	SURINAME	27 401	1 113	727
				ECUADOR	581	116	77
				PERU	2 616	219	140
				BRAZIL	1 688	259	164
				CHILE	15 187	1 872	1 185



6 IMPORTS AND EXPORTS (SPECIAL TRADE) BY GROUPS OF THE SITC-REV. III AND BY COUNTRIES OF PRODUCTION AND CONSUMPTION 1992

GROUP COUNTRY	DT = 100 KG	1 000 DM	1 000 \$	GROUP COUNTRY	DT = 100 KG	1 000 DM	1 000 \$
URUGUAY	534	58	37	NORWAY	9 661	6 009	3 866
ARGENTINA	5 091	729	462	SWEDEN	11 406	5 973	3 822
CYPRUS	135 602	6 166	4 013	FINLAND	3 936	2 238	1 438
LEBANON	161 240	7 020	4 668	SWITZERLAND	25 340	15 394	9 854
SYRIA	173 495	7 714	4 995	AUSTRIA	69 215	38 647	24 859
IRAQ	6 032	295	180	ANDORRA	398	236	149
IRAN	167 896	8 901	5 498	MALTA	533	285	182
ISRAEL	882 334	42 047	26 891	YUGOSLAVIA	871	547	337
JORDAN	10 902	789	506	TURKEY	417	311	201
SAUDI ARABIA	110 643	11 344	7 109	LATVIA	322	135	83
KUWAIT	298 218	13 915	8 836	LITHUANIA	365	184	120
BAHRAIN	157 026	6 417	4 039	SOVIET UNION	2 496	1 393	856
QATAR	19 079	907	546	POLAND	28 582	16 970	10 819
ARAB EMIRAT	1 636 483	70 810	44 826	CZECHOSLOVA	4 354	4 778	3 018
OMAN	144 804	6 530	4 160	HUNGARY	3 284	2 542	1 617
YEMEN	20 211	1 640	1 048	ROMANIA	1 607	917	586
AFGHANISTAN	330	53	34	BULGARIA	1 249	869	560
PAKISTAN	30 870	2 152	1 377	UKRAINE	1 055	567	382
INDIA	7 526	918	584	BELARUS	1 298	601	389
BANGLADESH	13 378	990	634	RUSSIA	12 862	6 224	4 059
SRI LANKA	14 845	655	422	UZBEKISTAN	183	159	104
NEPAL	2 631	160	100	SLOVENIA	328	213	138
THAILAND	2 432	588	381	CROATIA	162	111	74
VIETNAM	2 150	106	65	TUNISIA	176	88	57
INDONESIA	104 967	5 119	3 284	LIBYA	1 720	580	372
MALAYSIA	626	117	74	REUNION	151	91	56
SINGAPORE	65 494	3 404	2 219	SOUTH AFRICA	185	107	70
PHILIPPINES	113 944	6 450	4 070	USA	350 821	131 281	84 777
MONGOLIA	6 942	283	179	CANADA	6 152	3 108	1 998
SOUTH KOREA	6 130	973	645	MEXICO	1 721	1 512	956
JAPAN	109 528	16 171	10 538	ARUBA	64	50	31
TAIWAN	10 479	1 081	698	NETH ANTILL	176	85	43
HONG KONG	45 602	2 275	1 466	BRAZIL	161	80	50
AUSTRALIA	38 638	2 056	1 333	CHILE	130	77	48
NEW CALEDON	8 553	412	257	PARAGUAY	119	66	41
FIJI	3 575	153	100	URUGUAY	121	98	61
WEST SAMOA	4 700	209	137	ARGENTINA	2 551	1 700	1 060
SHIPS SUPPL	3 899	218	137	CYPRUS	828	407	260
				LEBANON	346	234	144
				ISRAEL	5 059	2 930	1 852
062 SUGAR CONFECTIONERY				JORDAN	105	66	42
IMPORTS	868 660	444 452	285 425	SAUDI ARABIA	2 931	1 752	1 131
FRANCE	100 756	65 508	41 967	KUWAIT	1 085	601	383
BELGIUM LUX	153 636	59 734	38 203	BAHRAIN	219	133	90
NETHERLANDS	314 498	139 939	90 308	ARAB EMIRAT	760	483	301
ITALY	38 785	29 722	19 142	THAILAND	367	241	155
UNTD KINGDOM	33 428	25 940	16 673	INDONESIA	305	188	127
IRELAND	6 937	3 390	2 173	MALAYSIA	118	67	45
DENMARK	25 346	14 950	9 532	SINGAPORE	1 679	875	562
GREECE	16 041	6 649	4 338	MONGOLIA	178	117	79
SPAIN	17 733	13 010	8 334	NORTH KOREA	204	128	80
NORWAY	334	236	149	SOUTH KOREA	4 920	2 580	1 679
SWEDEN	2 473	1 526	978	JAPAN	2 775	2 576	1 689
FINLAND	2 570	1 428	912	TAIWAN	2 578	1 072	685
SWITZERLAND	40 782	35 552	22 715	HONG KONG	10 683	4 257	2 763
AUSTRIA	14 200	11 068	7 091	AUSTRALIA	2 729	1 399	913
MALTA	111	54	34	NEW ZEALAND	316	147	97
YUGOSLAVIA	5 939	1 656	1 022	FR POLYNESIA	172	120	79
TURKEY	9 753	3 056	1 925	SHIPS SUPPL	200	154	93
SOVIET UNION	247	51	32				
POLAND	21 122	5 556	3 559	071 COFFEE,COFFEE SUBSTITUTE			
CZECHOSLOVA	8 853	3 441	2 211	IMPORTS	8 170 476	2 188 619	1 399 668
HUNGARY	18 530	4 560	2 930	FRANCE	252 109	58 020	36 983
ROMANIA	288	124	82	BELGIUM LUX	24 975	37 960	24 324
RUSSIA	1 335	160	103	NETHERLANDS	12 379	12 547	8 029
YUGOSLAVIA	578	171	110	ITALY	42 876	40 338	25 824
SLOVENIA	10 592	2 751	1 811	UNTD KINGDOM	36 715	34 126	21 832
SOUTH AFRICA	299	90	60	DENMARK	2 078	852	548
USA	2 847	2 339	1 489	GREECE	311	266	173
MEXICO	5 215	1 472	944	PORTUGAL	250	216	139
BRAZIL	1 782	562	366	SPAIN	1 226	470	297
LEBANON	226	68	43	SWEDEN	1 976	5 732	3 742
THAILAND	6 849	5 384	3 404	FINLAND	783	110	67
MALAYSIA	115	72	46	SWITZERLAND	2 463	2 718	1 740
CHINA	175	84	55	AUSTRIA	2 514	1 757	1 136
SOUTH KOREA	736	322	210	TURKEY	182	78	50
JAPAN	584	717	465	SOVIET UNION	62	98	62
TAIWAN	1 290	1 072	688	POLAND	102	201	127
HONG KONG	634	399	259	HUNGARY	2 811	234	191
AUSTRALIA	1 304	1 011	658	GUINEA	12 339	2 056	1 322
FIJI	949	353	227	SIERRA LEONE	16 498	2 744	1 754
EXPORTS	1 091 785	505 496	325 283	CTE D IVOIRE	200 467	26 674	17 214
FRANCE	69 661	33 882	21 790	GHANA	9 157	1 365	869
BELGIUM LUX	47 341	22 244	14 284	TOGO	8 123	1 088	703
NETHERLANDS	179 703	75 118	48 045	BENIN	435	104	65
ITALY	52 356	27 054	17 443	NIGERIA	369	53	34
UNTD KINGDOM	70 087	36 288	23 668	CAMEROON	196 102	33 761	21 467
IRELAND	820	407	260	CENT AFR REP	4 359	663	415
DENMARK	24 781	13 028	8 365	ZAIRE	30 907	6 199	3 936
GREECE	7 767	5 161	3 330	RWANDA	152 400	38 895	24 737
PORTUGAL	3 734	2 348	1 499	BURUNDI	187 317	51 311	32 470
SPAIN	48 770	22 634	14 541	ANGOLA	180	81	53
CANARY IS	2 065	1 391	902	ETHIOPIA	82 966	34 322	21 926
ICELAND	1 035	615	398	KENYA	347 469	123 378	78 838
				UGANDA	113 659	20 667	13 168



## 6 IMPORTS AND EXPORTS (SPECIAL TRADE) BY GROUPS OF THE SITC-REV. III AND BY COUNTRIES OF PRODUCTION AND CONSUMPTION 1992

GROUP COUNTRY	DT = 100 KG	1 000 DM	1 000 \$	GROUP COUNTRY	DT = 100 KG	1 000 DM	1 000 \$
TANZANIA	196 549	44 675	28 586	QATAR	80	76	47
MADAGASCAR	27 275	4 263	2 700	ARAB EMIRAT	757	727	466
ZAMBIA	6 462	1 668	1 041	OMAN	127	93	57
ZIMBABWE	41 367	9 474	6 016	THAILAND	32	57	35
MALAWI	43 939	11 974	7 561	MALAYSIA	102	130	82
USA	617	514	337	SINGAPORE	342	379	238
MEXICO	56 891	17 537	11 243	CHINA	45	59	40
GUATEMALA	218 872	64 304	40 948	SOUTH KOREA	1 344	1 951	1 253
HONDURAS	169 975	42 866	27 676	JAPAN	8 351	11 975	7 777
EL SALVADOR	241 173	64 141	41 293	TAIWAN	671	978	618
NICARAGUA	156 182	42 526	27 394	HONG KONG	2 498	1 815	1 174
COSTA RICA	175 866	50 463	32 067	AUSTRALIA	7 675	6 303	4 054
PANAMA	6 622	1 852	1 150	NEW ZEALAND	2 152	1 361	877
CUBA	6 337	970	636	SHIPS SUPPL	51	145	91
HAITI	3 931	1 139	735				
DOMINIC REP	4 423	1 349	856	072 COCOA			
TRINIDAD TOB	480	123	75				
COLOMBIA	2 916 075	800 099	511 783	IMPORTS	4 019 799	1 000 023	640 128
VENEZUELA	6 497	1 958	1 208	FRANCE	67 867	18 904	12 084
GUYANA	323	88	54	BELGIUM LUX	20 750	7 043	4 453
ECUADOR	85 549	21 987	13 977	NETHERLANDS	589 610	245 143	156 798
PERU	130 854	30 611	19 592	ITALY	33 482	12 368	7 942
BRAZIL	1 017 701	249 088	159 110	UNITD KINGDOM	2 190	509	326
CHILE	192	92	56	SPAIN	24 368	13 661	8 678
BOLIVIA	11 517	2 971	1 882	SWITZERLAND	736	107	70
PARAGUAY	214	49	31	LITHUANIA	160	94	59
ISRAEL	414	118	75	POLAND	2 206	1 118	694
JORDAN	213	60	37	MAURITANIA	244	74	47
INDIA	84 085	16 632	10 669	GUINEA	11 882	2 394	1 533
SRI LANKA	3 547	434	270	SIERRA LEONE	16 981	3 222	1 989
THAILAND	49 395	6 990	4 517	LIBERIA	993	202	122
LAOS	6 734	1 079	666	CTE D IVOIRE	1 688 813	362 295	232 143
VIETNAM	28 569	3 872	2 493	GHANA	401 656	74 346	47 999
INDONESIA	442 464	69 720	44 393	Togo	5 752	1 430	971
PHILIPPINES	1 938	269	167	NIGERIA	138 364	30 231	19 200
SOUTH KOREA	76	122	78	CAMEROON	65 086	15 252	9 693
JAPAN	13 020	18 004	11 769	S TOME PRINC	10 513	2 169	1 391
AUSTRALIA	136	67	41	GABON	10 306	1 967	1 240
PAPUA NEW G	258 433	63 195	40 900	CONGO	4 298	859	536
NEW ZEALAND	1 472	361	234	ZAIRE	1 095	205	132
UNID COUNTR	4 620	1 147	727	UGANDA	1 106	201	139
EXPORTS	1 627 289	974 882	625 499	TANZANIA	1 747	256	161
FRANCE	195 688	116 520	75 050	MADAGASCAR	6 211	1 269	813
BELGIUM LUX	294 181	175 437	112 655	REUNION	250	69	42
NETHERLANDS	189 389	121 210	77 861	SOUTH AFRICA	307	124	77
ITALY	8 591	6 351	4 047	USA	3 190	538	339
UNITD KINGDOM	159 599	169 422	108 682	HONDURAS	493	97	60
IRELAND	2 296	4 175	2 667	COSTA RICA	1 122	341	221
DENMARK	42 509	21 026	13 458	CUBA	210	95	58
GREECE	14 637	11 504	7 295	HAITI	24 830	4 298	2 779
PORTUGAL	5 140	1 985	1 271	DOMINIC REP	545	158	103
SPAIN	23 611	22 590	14 197	TRINIDAD TOB	323	158	104
CANARY IS	2 065	2 216	1 412	GRENADA	142	59	37
CEUTA MEL	700	259	159	COLOMBIA	2 440	650	408
NORWAY	7 252	5 004	3 226	VENEZUELA	4 421	1 294	821
SWEDEN	22 991	22 655	14 498	ECUADOR	47 003	12 432	8 008
FINLAND	1 455	2 019	1 291	PERU	1 322	299	194
SWITZERLAND	19 294	11 448	7 333	BRAZIL	57 241	13 096	8 359
AUSTRIA	116 499	52 301	33 449	BOLIVIA	594	320	207
MALTA	42	65	40	THAILAND	8 127	4 212	2 708
YUGOSLAVIA	177	314	194	INDONESIA	162 948	40 082	25 481
TURKEY	3 838	3 362	2 205	MALAYSIA	462 548	97 669	62 475
ESTONIA	1 505	672	429	SINGAPORE	1 145	266	176
LATVIA	2 301	1 519	998	PHILIPPINES	1 931	1 013	635
LITHUANIA	2 630	989	642	CHINA	1 493	818	495
SOVIET UNION	2 969	2 507	1 532	PAPUA NEW G	103 231	21 388	13 816
POLAND	73 709	37 200	23 980	SOLOMON IS	22 226	4 090	2 623
CZECHOSLOVA	11 058	4 544	2 914	FIJI	3 704	743	474
HUNGARY	7 340	4 711	3 070	VANUATU	868	160	104
ROMANIA	3 104	1 654	1 048	EXPORTS	1 213 048	411 325	263 665
BULGARIA	577	636	399	FRANCE	315 946	113 328	72 801
UKRAINE	1 570	1 631	1 101	BELGIUM LUX	166 225	73 183	46 692
BELARUS	847	293	187	NETHERLANDS	120 704	25 722	16 621
RUSSIA	15 677	11 272	7 465	ITALY	148 664	37 251	23 989
KAZAKHSTAN	182	48	31	UNITD KINGDOM	32 946	9 680	6 161
YUGOSLAVIA	68	80	54	DENMARK	25 897	6 760	4 324
SLOVENIA	43	123	84	GREECE	11 872	4 534	2 898
EGYPT	696	744	488	PORTUGAL	1 901	933	595
CTE D IVOIRE	341	101	63	SPAIN	29 472	8 882	5 730
SOUTH AFRICA	166	135	85	ICELAND	3 056	1 818	1 173
NAMIBIA	98	69	43	NORWAY	11 498	5 461	3 423
USA	340 541	109 286	69 823	SWEDEN	24 246	8 777	5 646
CANADA	17 257	10 232	6 494	FINLAND	32 358	13 625	8 819
GUATEMALA	220	70	43	SWITZERLAND	51 042	28 732	18 512
COSTA RICA	327	130	80	AUSTRIA	34 536	16 092	10 231
ECUADOR	825	247	156	YUGOSLAVIA	809	264	161
ARGENTINA	101	252	164	TURKEY	23 349	4 979	3 154
CYPRUS	956	898	576	LATVIA	274	54	34
LEBANON	52	89	58	LITHUANIA	363	153	104
SYRIA	110	156	102	SOVIET UNION	237	83	50
ISRAEL	5 298	6 156	3 964	POLAND	32 506	6 448	4 104
JORDAN	78	93	57	CZECHOSLOVA	7 960	1 492	963
SAUDI ARABIA	1 669	1 746	1 127	HUNGARY	6 235	1 358	888
KUWAIT	253	277	182	ROMANIA	1 310	253	160
BAHRAIN	87	100	65				



## 6 IMPORTS AND EXPORTS (SPECIAL TRADE) BY GROUPS OF THE SITC-REV. III AND BY COUNTRIES OF PRODUCTION AND CONSUMPTION 1992

GROUP COUNTRY	DT = 100 KG	1 000 DM	1 000 \$	GROUP COUNTRY	DT = 100 KG	1 000 DM	1 000 \$
UKRAINE	14 041	1 659	1 120	MOROCCO	260	143	94
BELARUS	390	66	45	LIBYA	2 999	988	640
RUSSIA	8 084	893	597	EGYPT	384	192	120
YUGOSLAVIA	148	83	57	TOGO	367	118	74
SLOVENIA	1 008	451	289	NIGERIA	74	64	38
TUNISIA	216	47	32	ANGOLA	12	49	33
EGYPT	2 377	448	282	SOUTH AFRICA	333	284	180
KENYA	100	65	45	USA	48 721	27 217	17 806
SOUTH AFRICA	145	55	33	CANADA	22 207	14 282	9 518
USA	45 636	11 063	7 180	MEXICO	647	830	532
CANADA	2 778	606	393	TRINIDAD TOB	174	55	38
CYPRUS	236	59	37	ARUBA	57	63	39
SYRIA	2 758	644	405	BRAZIL	76	53	32
IRAQ	600	64	40	CHILE	538	445	289
IRAN	4 970	1 286	826	URUGUAY	169	172	115
ISRAEL	2 819	789	503	ARGENTINA	9 373	6 360	4 050
SAUDI ARABIA	1 755	592	372	CYPRUS	1 052	659	424
BAHRAIN	254	76	51	LEBANON	501	347	216
ARAB EMIRAT	110	82	52	IRAN	155	112	69
MALAYSIA	192	58	35	ISRAEL	9 832	6 625	4 302
SOUTH KOREA	2 636	1 213	797	JORDAN	265	139	88
JAPAN	36 984	20 729	12 968	SAUDI ARABIA	2 004	1 786	1 130
073 CHOCOLATE,OTH.COCOA PREP				KUWAIT	679	495	312
IMPORTS	1 881 831	1 116 377	716 849	BAHRAIN	217	185	119
FRANCE	325 726	194 572	125 183	ARAB EMIRAT	2 062	1 325	841
BELGIUM LUX	308 953	211 715	136 169	OMAN	62	46	31
NETHERLANDS	688 450	346 204	221 625	SRI LANKA	202	273	174
ITALY	227 080	126 480	81 476	THAILAND	1 069	687	452
UNITD KINGDOM	68 812	43 480	27 817	INDONESIA	293	136	86
IRELAND	526	161	106	MALAYSIA	369	247	157
DENMARK	34 965	21 436	13 677	SINGAPORE	2 888	1 886	1 194
GREECE	541	232	148	PHILIPPINES	186	167	113
SPAIN	554	468	301	SOUTH KOREA	582	648	418
NORWAY	73	69	42	JAPAN	6 514	6 234	4 150
SWEDEN	60 248	60 310	38 623	TAIWAN	1 539	1 397	911
FINLAND	8 066	5 684	3 674	HONG KONG	4 398	4 074	2 634
SWITZERLAND	84 011	55 445	35 684	AUSTRALIA	10 146	8 007	5 205
AUSTRIA	46 156	35 579	22 989	NEW ZEALAND	1 413	1 112	730
YUGOSLAVIA	1 148	389	240	FIJI	41	66	41
TURKEY	1 526	503	318	SHIPS SUPPL	863	1 634	1 049
LATVIA	777	112	69	UNITD COUNTR	945	448	284
SOVIET UNION	175	87	51	074 TEA AND MATE			
POLAND	886	299	189	IMPORTS	280 007	151 259	96 929
CZECHOSLOVA	4 841	4 146	2 671	FRANCE	128	132	81
HUNGARY	8 453	4 653	2 983	BELGIUM LUX	227	175	111
ROMANIA	129	122	82	NETHERLANDS	31 340	12 593	8 096
RUSSIA	228	84	54	UNITD KINGDOM	26 156	8 477	5 385
SLOVENIA	5 063	1 668	1 090	IRELAND	22	48	32
CAMEROON	198	78	52	DENMARK	375	278	174
SOUTH AFRICA	1 967	487	310	SWEDEN	67	91	60
USA	1 103	1 458	933	SWITZERLAND	155	88	54
BRAZIL	222	117	76	TURKEY	458	172	107
ISRAEL	246	125	84	POLAND	167	193	116
EXPORTS	1 830 380	1 096 939	707 792	HUNGARY	37	63	41
FRANCE	358 118	193 151	124 240	ZAIRE	376	158	106
BELGIUM LUX	193 471	95 637	61 506	KENYA	10 868	9 582	6 078
NETHERLANDS	219 874	125 305	80 338	TANZANIA	2 454	691	439
ITALY	112 836	78 207	51 162	MAURITIUS	1 070	399	252
UNITD KINGDOM	128 100	80 102	51 734	ZIMBABWE	2 435	634	408
IRELAND	1 064	745	478	MALAWI	5 678	1 604	1 021
DENMARK	74 800	48 816	31 498	COLOMBIA	403	142	90
GREECE	25 858	19 511	12 588	BRAZIL	6 002	1 923	1 228
PORTUGAL	12 869	12 270	7 963	ARGENTINA	23 027	9 102	5 871
SPAIN	59 019	38 541	24 869	INDIA	73 662	58 611	37 588
CANARY IS	1 194	925	600	BANGLADESH	2 670	662	426
ICELAND	1 333	1 014	651	SRI LANKA	39 233	21 279	13 654
NORWAY	10 075	8 023	5 277	NEPAL	104	155	96
SWEDEN	17 856	12 186	7 979	VIETNAM	5 301	1 638	1 078
FINLAND	11 136	7 849	5 176	INDONESIA	18 685	8 066	5 180
SWITZERLAND	54 611	34 394	22 169	CHINA	25 902	11 890	7 612
SWITZERLAND	109 458	82 378	52 976	JAPAN	354	625	400
AUSTRIA	1 571	1 263	810	TAIWAN	871	745	479
ANDORRA	825	778	492	UNITD COUNTR	317	122	77
MALTA	5 548	3 493	2 141	EXPORTS	79 718	88 975	56 966
YUGOSLAVIA	1 841	1 487	948	FRANCE	2 782	3 178	2 019
TURKEY	771	391	253	BELGIUM LUX	572	923	596
ESTONIA	1 753	731	475	NETHERLANDS	3 515	3 597	2 337
LITHUANIA	3 143	1 459	958	ITALY	2 192	5 590	3 546
SOVIET UNION	9 601	5 311	3 236	UNITD KINGDOM	7 729	18 100	11 541
POLAND	63 744	42 753	27 120	DENMARK	2 865	2 729	1 748
CZECHOSLOVA	17 697	12 932	8 338	SPAIN	1 326	1 408	906
HUNGARY	19 824	12 437	7 919	NORWAY	330	344	221
ROMANIA	7 537	3 658	2 285	SWEDEN	1 122	1 258	805
BULGARIA	18 386	9 128	5 734	FINLAND	171	157	99
UKRAINE	21 686	7 163	4 790	SWITZERLAND	2 953	3 379	2 161
BELARUS	12 723	5 675	3 716	AUSTRIA	4 863	3 539	2 254
RUSSIA	107 916	53 805	35 144	TURKEY	141	195	130
KAZAKHSTAN	1 046	446	287	SOVIET UNION	181	364	223
YUGOSLAVIA	2 014	948	608	POLAND	4 951	1 847	1 197
SLOVENIA	4 048	2 723	1 788	CZECHOSLOVA	227	338	207
CROATIA	1 324	619	405	HUNGARY	63	83	51
BOS HERZEGOV	312	103	69	RUSSIA	3 878	1 298	864



## 6 IMPORTS AND EXPORTS (SPECIAL TRADE) BY GROUPS OF THE SITC-REV. III AND BY COUNTRIES OF PRODUCTION AND CONSUMPTION 1992

GROUP COUNTRY	DT = 100 KG	1 000 DM	1 000 \$	GROUP COUNTRY	DT = 100 KG	1 000 DM	1 000 \$
CANADA	14 409	11 138	7 190	YUGOSLAVIA	1 556	591	368
SURINAME	150	98	64	TURKEY	417	232	146
ISRAEL	120	93	56	SOVIET UNION	76	102	61
SINGAPORE	23	64	41	POLAND	6 504	4 173	2 695
JAPAN	174	452	285	CZECHOSLOVA	5 431	3 772	2 439
AUSTRALIA	247	171	114	HUNGARY	1 052	657	417
				BULGARIA	707	511	329
075 SPICES				RUSSIA	1 151	345	225
IMPORTS	524 909	191 410	122 336	YUGOSLAVIA	635	432	289
FRANCE	12 054	6 233	3 951	CROATIA	306	82	54
BELGIUM LUX	467	250	150	SOUTH AFRICA	958	643	412
NETHERLANDS	24 034	7 952	5 112	USA	2 227	2 195	1 428
ITALY	1 878	1 239	789	CANADA	415	1 014	658
UNTD KINGDOM	7 440	2 823	1 805	MEXICO	413	202	131
DENMARK	952	1 948	1 238	VENEZUELA	409	206	131
GREECE	550	378	238	BRAZIL	730	347	219
SPAIN	24 179	9 475	6 050	CHILE	95	88	56
SWEDEN	97	59	39	ARGENTINA	174	180	114
SWITZERLAND	798	804	506	CYPRUS	80	53	34
AUSTRIA	682	300	197	ISRAEL	112	108	68
YUGOSLAVIA	5 974	2 511	1 558	JORDAN	118	161	100
TURKEY	22 650	10 060	6 362	SAUDI ARABIA	61	142	86
SOVIET UNION	2 829	191	119	SINGAPORE	628	367	239
POLAND	13 767	2 131	1 357	JAPAN	784	1 351	869
CZECHOSLOVA	8 197	1 045	667	AUSTRALIA	934	847	532
HUNGARY	42 486	19 590	12 560	NEW ZEALAND	121	141	91
ROMANIA	1 870	174	112				
BULGARIA	13 532	1 947	1 252	081 ANIMAL FEED STUFF			
ALBANIA	1 762	541	335	IMPORTS	83 020 675	3 103 726	1 987 545
RUSSIA	1 515	106	71	FRANCE	3 100 978	225 198	144 492
TURKMEINISTAN	197	68	46	BELGIUM LUX	1 340 268	79 605	50 881
YUGOSLAVIA	8 307	3 308	2 143	NETHERLANDS	13 945 373	817 668	525 167
SLOVENIA	522	184	123	ITALY	65 963	5 390	3 464
BOS HERZEGOV	790	255	164	UNTD KINGDOM	385 188	111 789	71 024
MOROCCO	9 824	2 549	1 619	IRELAND	2 552	727	468
EGYPT	2 906	534	346	DENMARK	1 531 398	84 781	54 399
TOGO	619	338	211	GREECE	4 859	272	186
NIGERIA	760	160	101	SPAIN	23 901	4 973	3 156
TANZANIA	423	86	53	ICELAND	79 040	6 567	4 197
SEYCHELLES	239	52	34	FAEROE IS	11 660	911	602
MADAGASCAR	9 335	21 377	13 520	NORWAY	169 479	15 424	9 801
REUNION	148	350	228	SWEDEN	6 817	531	338
MAURITIUS	96	228	146	FINLAND	8 219	339	214
COMOROS	2 280	5 111	3 244	SWITZERLAND	101 109	13 994	9 051
MAYOTTE	627	629	398	AUSTRIA	128 964	8 173	5 292
MALAWI	456	175	109	YUGOSLAVIA	186 015	4 063	2 477
SOUTH AFRICA	659	234	154	TURKEY	752	384	251
USA	4 828	2 873	1 852	ESTONIA	5 052	199	126
MEXICO	1 677	518	328	LATVIA	18 791	977	623
GUATEMALA	2 535	1 168	749	LITHUANIA	6 321	378	237
HONDURAS	441	152	96	SOVIET UNION	888	63	38
COSTA RICA	574	149	92	POLAND	802 868	18 514	11 862
HAITI	421	59	38	CZECHOSLOVA	3 001 704	64 504	40 712
JAMAICA	4 826	1 760	1 128	HUNGARY	412 020	11 636	7 311
GRENADA	6 157	2 936	1 870	BULGARIA	9 451	6 507	4 187
BRAZIL	64 945	16 523	10 643	RUSSIA	15 607	1 005	672
CHILE	2 431	2 177	1 423	YUGOSLAVIA	100 354	2 067	1 315
SYRIA	1 343	403	262	SLOVENIA	12 941	659	443
IRAN	262	1 004	637	MOROCCO	25 857	1 779	1 095
ISRAEL	959	517	323	EGYPT	26 915	731	464
PAKISTAN	837	180	116	SUDAN	5 014	224	146
INDIA	17 808	4 380	2 793	CTE D IVOIRE	221 091	4 305	2 774
SRI LANKA	3 337	2 579	1 665	NIGERIA	111 542	1 868	1 185
THAILAND	5 190	1 685	1 075	KENYA	8 638	310	194
VIETNAM	4 793	1 138	733	TANZANIA	2 354	82	52
INDONESIA	106 936	29 956	19 227	SOUTH AFRICA	2 200 638	64 026	40 469
MALAYSIA	19 404	3 636	2 324	USA	19 129 757	467 557	298 060
SINGAPORE	5 654	1 202	776	CANADA	140 791	4 404	2 743
PHILIPPINES	101	54	34	MEXICO	864	134	88
CHINA	41 074	9 563	6 138	PERU	1 500 309	108 896	69 436
SOUTH KOREA	87	68	45	BRAZIL	11 152 247	327 022	212 257
JAPAN	117	189	117	CHILE	688 762	53 396	34 683
HONG KONG	399	218	138	URUGUAY	21 284	627	378
PAPUA NEW G	764	260	166	ARGENTINA	11 676 827	346 750	221 460
FR POLYNESIA	17	250	162	ISRAEL	31 936	4 373	2 782
EXPORTS	112 094	100 168	64 168	INDIA	53 188	1 022	647
FRANCE	17 085	22 297	14 275	THAILAND	56 468	8 683	5 542
BELGIUM LUX	7 074	5 480	3 490	INDONESIA	2 360 256	46 764	29 635
NETHERLANDS	11 681	10 983	7 022	MALAYSIA	4 512 762	88 160	56 557
ITALY	4 299	5 063	3 210	BRUNEI	3 995	79	50
UNTD KINGDOM	6 222	5 343	3 414	PHILIPPINES	1 169 618	23 303	14 856
IRELAND	1 550	2 499	1 639	CHINA	2 232 892	49 173	30 872
DENMARK	10 248	8 659	5 596	NORTH KOREA	6	68	41
GREECE	519	444	281	SOUTH KOREA	332	3 173	2 042
PORTUGAL	1 045	1 099	698	JAPAN	580	3 040	1 958
SPAIN	4 319	2 638	1 673	TAIWAN	486	519	328
CANARY IS	126	130	78	AUSTRALIA	204 876	5 842	3 706
ICELAND	136	118	74	NEW ZEALAND	231	46	31
NORWAY	2 989	2 027	1 292	EXPORTS	44 355 288	2 253 541	1 447 497
SWEDEN	3 079	2 305	1 461	FRANCE	1 183 507	128 593	82 504
FINLAND	2 003	1 483	955	BELGIUM LUX	1 317 282	111 541	71 726
SWITZERLAND	5 655	5 559	3 573	NETHERLANDS	19 540 968	546 475	350 674
AUSTRIA	6 659	4 174	2 666	ITALY	687 536	101 457	64 810



## 6 IMPORTS AND EXPORTS (SPECIAL TRADE) BY GROUPS OF THE SITC-REV. III AND BY COUNTRIES OF PRODUCTION AND CONSUMPTION 1992

GROUP COUNTRY	DT = 100 KG	1 000 DM	1 000 \$	GROUP COUNTRY	DT = 100 KG	1 000 DM	1 000 \$
UNITED KINGDOM	3 378 149	202 063	129 738	FRANCE	2 673	539	341
IRELAND	164 659	8 562	5 483	BELGIUM LUX	301 939	40 068	25 741
DENMARK	5 583 002	225 517	144 588	NETHERLANDS	78 966	16 007	10 241
GREECE	108 740	19 285	12 431	ITALY	458	68	44
PORTUGAL	60 119	6 576	4 226	UNITED KINGDOM	5 523	745	480
SPAIN	95 426	28 048	18 057	DENMARK	13 001	2 337	1 503
CANARY IS	1 181	396	252	SWEDEN	1 038	360	229
ICELAND	7 933	307	199	SWITZERLAND	308	114	72
NORWAY	109 812	21 023	13 518	POLAND	176	648	400
SWEDEN	943 769	78 959	50 666	USA	445	100	64
FINLAND	98 056	22 375	14 328	EXPORTS	1 421 779	227 005	145 952
SWITZERLAND	1 701 168	107 627	69 024	FRANCE	222 114	33 161	21 209
AUSTRIA	4 346 310	213 763	137 706	BELGIUM LUX	56 895	11 488	7 393
ANDORRA	11	61	38	NETHERLANDS	110 729	17 305	11 056
MALTA	46 291	1 757	1 132	ITALY	134 770	24 171	15 592
YUGOSLAVIA	28 396	3 111	1 899	UNITED KINGDOM	49 087	10 743	6 903
TURKEY	10 199	4 009	2 557	IRELAND	2 074	331	211
LATVIA	346	50	31	DENMARK	99 722	11 274	7 256
LITHUANIA	28 491	1 937	1 334	GREECE	24 587	3 762	2 406
SOVIET UNION	6 000	552	336	PORTUGAL	812	246	154
POLAND	2 426 715	103 276	67 181	SPAIN	6 275	1 162	746
CZECHOSLOVAKIA	1 304 313	85 622	54 967	CANARY IS	3 224	918	588
HUNGARY	458 666	44 240	28 439	ICELAND	253	94	60
ROMANIA	45 894	5 899	3 884	NORWAY	281	126	78
BULGARIA	12 974	1 563	1 014	SWEDEN	3 680	666	423
ALBANIA	1 282	49	31	FINLAND	719	263	167
BELARUS	497	70	44	SWITZERLAND	6 360	1 869	1 201
RUSSIA	3 393	423	282	AUSTRIA	23 070	4 848	3 106
TURKMENISTAN	630	67	43	YUGOSLAVIA	11 092	2 200	1 347
YUGOSLAVIA	24 873	3 548	2 288	TURKEY	1 644	346	223
SLOVENIA	10 251	2 086	1 382	ESTONIA	481	70	47
CROATIA	5 912	831	546	LATVIA	743	114	73
MOROCCO	245	89	57	LITHUANIA	829	123	77
TUNISIA	119	47	31	SOVIET UNION	64 056	9 809	5 963
LIBYA	101 490	4 062	2 587	POLAND	176 479	24 628	15 906
EGYPT	49 838	3 240	2 100	CZECHOSLOVAKIA	157 730	26 515	17 485
CAPE VERDE	3 060	272	173	HUNGARY	18 866	3 130	1 976
GAMBIA	4 821	267	170	ROMANIA	27 235	3 863	2 434
GHANA	6 814	708	451	BULGARIA	7 030	1 000	633
NIGERIA	3 722	489	318	UKRAINE	581	94	63
CAMEROON	2 275	171	106	RUSSIA	168 391	25 127	16 300
TANZANIA	2 114	488	306	TURKMENISTAN	909	141	92
REUNION	11	47	30	YUGOSLAVIA	1 581	343	222
ZIMBABWE	33	60	37	SLOVENIA	8 497	1 496	982
SOUTH AFRICA	2 758	4 050	2 599	CROATIA	5 193	1 075	703
USA	51 976	63 804	41 097	LIBYA	139	67	46
CANADA	2 166	4 887	3 136	MAURITANIA	1 575	356	225
MEXICO	11 693	6 353	4 042	SENEGAL	565	97	61
GUATEMALA	269	311	200	SIERRA LEONE	564	64	41
EL SALVADOR	509	353	228	REUNION	100	124	79
COSTA RICA	1 050	468	303	MAURITIUS	9 331	1 292	829
PANAMA	268	99	64	SOUTH AFRICA	127	64	42
DOMINIC REP	206	394	256	USA	225	73	48
JAMAICA	1 600	272	170	TRINIDAD TOB	623	219	140
COLOMBIA	1 104	630	409	CYPRUS	1 649	191	118
VENEZUELA	2 863	1 670	1 048	SYRIA	120	55	35
ECUADOR	1 172	485	309	IRAN	200	93	59
PERU	704	766	486	ISRAEL	84	61	39
BRAZIL	1 544	867	553	SAUDI ARABIA	3 451	575	361
CHILE	4 099	1 248	798	BAHRAIN	372	100	60
BOLIVIA	446	122	79	ARAB EMIRAT	372	88	56
PARAGUAY	728	162	104	INDONESIA	553	124	80
URUGUAY	181	80	54	SINGAPORE	685	147	94
ARGENTINA	1 143	1 194	775	TAIWAN	490	133	90
CYPRUS	10 550	1 513	971	HONG KONG	977	209	134
LEBANON	8 095	384	248	098 EDIBLE PROD. PREPRTNS, NES			
SYRIA	17 615	1 133	728	IMPORTS	3 859 182	1 993 093	1 275 583
IRAN	15 375	3 748	2 378	FRANCE	584 648	224 407	143 993
ISRAEL	32 156	3 381	2 182	BELGIUM LUX	528 582	169 249	108 589
JORDAN	145 188	8 769	5 650	NETHERLANDS	932 032	318 709	203 703
SAUDI ARABIA	14 533	2 885	1 839	ITALY	508 960	220 148	140 408
QATAR	615	121	76	UNITED KINGDOM	129 710	69 080	44 237
ARAB EMIRAT	3 132	523	335	IRELAND	152 929	555 313	355 113
OMAN	234	78	62	DENMARK	307 880	131 461	84 393
YEMEN	160	98	62	GREECE	25 633	7 980	5 093
PAKISTAN	938	237	150	PORTUGAL	1 518	332	212
INDIA	299	104	67	SPAIN	34 383	12 130	7 809
BANGLADESH	1 334	189	122	NORWAY	394	195	129
MYANMAR	1 846	1 693	1 065	SWEDEN	21 524	8 551	5 536
THAILAND	5 443	2 922	1 841	FINLAND	9 449	2 003	1 295
VIETNAM	300	83	56	SWITZERLAND	237 181	122 382	78 457
INDONESIA	10 471	2 094	1 362	AUSTRIA	95 828	42 410	27 224
MALAYSIA	6 666	2 488	1 587	YUGOSLAVIA	2 862	759	464
SINGAPORE	713	620	389	TURKEY	26 584	7 048	4 493
PHILIPPINES	3 321	1 915	1 236	POLAND	600	52	33
CHINA	19 390	3 823	2 419	CZECHOSLOVAKIA	6 189	1 890	1 225
SOUTH KOREA	4 747	2 538	1 630	HUNGARY	54 952	10 092	6 483
JAPAN	14 239	15 300	9 762	ROMANIA	9 424	1 541	982
TAIWAN	23 610	5 700	3 618	BULGARIA	313	41	30
HONG KONG	7 916	9 085	5 794	MOLDOVA	240	131	83
AUSTRALIA	1 153	1 833	1 181	RUSSIA	261	63	41
NEW ZEALAND	68	50	32	YUGOSLAVIA	1 509	122	79
091 MARGARINE AND SHORTENING							
IMPORTS	404 763	61 043	39 158				



## 6 IMPORTS AND EXPORTS (SPECIAL TRADE) BY GROUPS OF THE SITC-REV. III AND BY COUNTRIES OF PRODUCTION AND CONSUMPTION 1992

GROUP COUNTRY	DT = 100 KG	1 000 DM	1 000 \$	GROUP COUNTRY	DT = 100 KG	1 000 DM	1 000 \$
SLOVENIA	869	247	160	COSTA RICA	111	56	37
CROATIA	4 831	1 737	1 140	PANAMA	110	47	30
MOROCCO	631	2 237	1 423	CUBA	56	58	38
TUNISIA	502	183	119	HAITI	11	82	52
GHANA	164	52	33	DOMINIC REP	308	217	144
SOUTH AFRICA	1 051	138	85	GUADELOUPE	262	177	111
USA	43 500	35 746	22 663	MARTINIQUE	1 014	878	564
CANADA	6 284	1 541	987	BARBADOS	50	104	65
MEXICO	848	595	385	TRINIDAD TOB	86	57	39
DOMINIC REP	2 400	567	362	COLOMBIA	160	338	213
COLOMBIA	761	75	46	VENEZUELA	450	442	276
ECUADOR	723	119	77	ECUADOR	192	130	79
BRAZIL	1 034	469	297	BRAZIL	1 172	2 113	1 337
URUGUAY	742	181	115	CHILE	1 209	1 091	699
LEBANON	1 927	410	258	BOLIVIA	35	61	39
ISRAEL	18 203	4 147	2 690	URUGUAY	2 554	1 107	721
QATAR	16	73	46	ARGENTINA	3 221	1 732	1 136
INDIA	793	200	127	CYPRUS	5 167	5 507	3 486
THAILAND	15 761	4 377	2 813	LEBANON	2 211	1 649	1 052
VIETNAM	1 449	454	296	SYRIA	636	1 055	667
INDONESIA	378	120	76	IRAQ	14	125	86
MALAYSIA	10 985	5 063	3 229	IRAN	325	433	278
SINGAPORE	11 000	5 356	3 428	ISRAEL	6 474	7 156	4 574
PHILIPPINES	1 396	303	190	JORDAN	1 958	1 285	799
CHINA	26 043	6 096	3 891	SAUDI ARABIA	14 286	10 606	6 826
SOUTH KOREA	5 405	2 008	1 286	KUWAIT	3 719	3 431	2 214
JAPAN	11 878	7 992	5 089	BAHRAIN	575	536	334
TAIWAN	4 847	1 924	1 242	QATAR	361	661	408
HONG KONG	10 906	4 152	2 652	ARAB EMIRAT	5 532	4 205	2 692
AUSTRALIA	164	215	134	OMAN	3 287	3 996	2 535
EXPORTS	4 125 926	1 817 809	1 165 313	YEMEN	148	81	52
FRANCE	811 278	261 376	167 379	PAKISTAN	125	107	69
BELGIUM LUX	419 989	157 820	101 297	INDIA	58	91	56
NETHERLANDS	706 694	185 595	119 105	SRI LANKA	156	185	118
ITALY	254 982	135 781	87 306	THAILAND	1 409	1 694	1 087
UNITED KINGDOM	257 177	122 688	78 953	VIETNAM	591	775	485
IRELAND	24 865	8 813	5 688	INDONESIA	1 410	1 352	861
DENMARK	154 915	55 986	35 916	MALAYSIA	5 645	3 496	2 254
GREECE	37 551	30 462	19 545	SINGAPORE	3 943	2 616	1 680
PORTUGAL	22 892	16 605	10 626	PHILIPPINES	6 470	3 902	2 510
SPAIN	123 007	53 196	34 266	CHINA	160	230	152
CANARY IS	13 458	4 523	2 896	SOUTH KOREA	2 864	2 618	1 656
ICELAND	3 595	1 257	807	JAPAN	29 528	14 013	8 984
NORWAY	11 063	7 505	4 815	TAIWAN	4 248	3 220	2 082
SWEDEN	68 907	29 406	18 835	HONG KONG	7 390	6 051	3 883
FINLAND	20 738	9 496	6 074	MACAO	691	696	440
SWITZERLAND	261 964	135 129	86 595	AUSTRALIA	7 401	3 995	2 565
AUSTRIA	219 966	192 274	123 624	NEW ZEALAND	3 064	1 543	984
ANDORRA	96	57	35	UNIT COUNTR	1 269	639	407
MALTA	5 447	4 114	2 636	111 NON-ALCOHOL. BEVERAGE, NES			
YUGOSLAVIA	11 617	7 712	4 721	IMPORTS	7 295 624	606 191	390 994
TURKEY	26 169	12 678	8 173	FRANCE	3 030 047	259 183	164 921
ESTONIA	1 151	428	272	BELGIUM LUX	1 137 653	121 876	80 595
LATVIA	1 856	753	493	NETHERLANDS	1 662 874	96 027	62 154
LITHUANIA	3 887	1 490	989	ITALY	357 150	31 692	20 445
SOVIET UNION	52 214	28 800	17 478	UNITED KINGDOM	33 527	4 405	2 843
POLAND	147 363	80 682	51 736	IRELAND	2 518	53	33
CZECHOSLOVAKIA	68 392	26 726	17 089	DENMARK	14 501	1 667	1 079
HUNGARY	42 299	19 248	12 393	GREECE	17 393	805	517
ROMANIA	6 037	3 306	2 094	PORTUGAL	5 030	251	162
BULGARIA	4 824	2 989	1 921	SPAIN	1 753	200	128
UKRAINE	8 527	3 373	2 247	SWEDEN	1 138	155	100
BELARUS	450	113	72	SWITZERLAND	369 010	21 639	13 925
RUSSIA	80 297	41 286	26 497	AUSTRIA	577 871	60 975	39 396
GEORGIA	242	271	183	YUGOSLAVIA	4 211	146	89
AZERBAIJAN	189	121	81	TURKEY	31 268	1 806	1 159
YUGOSLAVIA	2 998	3 531	2 254	POLAND	1 636	124	78
SLOVENIA	3 733	2 378	1 560	CZECHOSLOVAKIA	1 711	174	115
CROATIA	4 716	3 085	2 032	HUNGARY	2 082	243	153
BOS HERZEGOV	635	127	82	RUSSIA	526	46	31
ALGERIA	1 160	218	138	SLOVENIA	11 556	808	532
TUNISIA	348	687	447	MOROCCO	2 357	102	62
LIBYA	214	206	131	EGYPT	568	80	52
EGYPT	2 546	2 103	1 341	USA	8 745	1 154	755
SUDAN	82	70	44	CANADA	513	78	51
SENEGAL	2 003	734	468	LEBANON	909	52	33
GAMBIA	436	220	139	THAILAND	1 586	241	155
GUINEA	30	81	50	MALAYSIA	715	52	35
TOGO	12 433	1 291	818	SINGAPORE	2 514	385	251
NIGERIA	4 231	1 885	1 199	PHILIPPINES	8 127	915	593
CAMEROON	205	84	56	CHINA	422	135	91
GABON	158	53	34	JAPAN	1 316	325	204
ANGOLA	327	81	54	NEW ZEALAND	1 294	117	76
ETHIOPIA	192	105	67	EXPORTS	81 038 420	422 946	271 994
TANZANIA	88	61	37	FRANCE	677 891	76 626	49 347
SEYCHELLES	99	91	61	BELGIUM LUX	1 450 137	79 260	51 074
MOZAMBIQUE	978	213	136	NETHERLANDS	77 471 723	67 909	43 423
REUNION	608	482	310	ITALY	98 201	18 705	12 014
SOUTH AFRICA	10 387	6 465	4 111	UNITED KINGDOM	72 486	14 320	9 230
NAMIBIA	220	106	68	IRELAND	4 963	827	522
USA	46 702	35 539	22 693	DENMARK	14 792	2 855	1 831
CANADA	25 510	15 535	9 925	GREECE	45 186	8 247	5 274
MEXICO	1 824	2 169	1 401				
GUATEMALA	1 150	426	270				
HONDURAS	239	469	297				



## 6 IMPORTS AND EXPORTS (SPECIAL TRADE) BY GROUPS OF THE SITC-REV. III AND BY COUNTRIES OF PRODUCTION AND CONSUMPTION 1992

GROUP COUNTRY	DT = 100 KG	1 000 DM	1 000 \$	GROUP COUNTRY	DT = 100 KG	1 000 DM	1 000 \$
PORTUGAL	17 435	2 687	1 726	BOS HERZEGOV	3 824	764	507
SPAIN	106 325	21 116	13 567	ALGERIA	1 941	771	497
CANARY IS	30 162	3 928	2 526	TUNISIA	62 943	7 423	4 604
ICELAND	980	203	132	MAURITANIA	131	53	34
NORWAY	48 179	6 550	4 223	GUIN BISSAU	258	92	59
SWEDEN	69 071	12 302	7 922	REUNION	14 281	2 367	1 497
FINLAND	8 304	1 879	1 200	SOUTH AFRICA	18 213	9 249	5 909
SWITZERLAND	185 753	20 850	13 389	USA	135 224	86 754	55 307
AUSTRIA	225 501	21 508	13 785	CANADA	6 376	3 633	2 314
MALTA	2 124	205	135	MEXICO	40 525	11 438	7 343
TURKEY	1 694	238	155	BERMUDA	500	407	259
ESTONIA	445	52	35	CUBA	3 763	833	536
LATVIA	5 741	533	351	BAHAMAS	11 581	9 267	5 870
LITHUANIA	2 328	247	165	GUADELOUPE	3 213	447	294
SOVIET UNION	9 286	1 174	714	MARTINIQUE	240	185	115
POLAND	197 257	18 531	12 083	JAMAICA	36 244	9 734	6 267
CZECHOSLOVA	31 145	2 677	1 740	BARBADOS	4 512	886	578
HUNGARY	9 528	1 432	930	TRINIDAD TOB	89 987	69 445	44 058
ROMANIA	11 376	1 005	633	NETH ANTILL	493	519	342
BULGARIA	1 689	185	120	VENEZUELA	172	88	57
UKRAINE	3 112	357	230	GUYANA	12 896	1 826	1 173
RUSSIA	27 992	3 161	2 085	FRENCH GUIAN	747	104	68
CROATIA	1 691	176	118	BRAZIL	1 803	617	396
LIBYA	1 069	156	102	CHILE	10 013	4 860	3 082
EGYPT	2 116	336	209	ARGENTINA	6 705	1 903	1 224
GUINEA	1 068	106	70	CYPRUS	281 698	14 382	9 339
TOGO	17 240	67	42	LEBANON	693	258	166
NIGERIA	1 547	187	121	ISRAEL	877	426	275
ANGOLA	6 510	692	439	THAILAND	1 353	393	250
USA	102 205	15 351	9 879	INDONESIA	325	157	103
CANADA	8 223	1 105	712	CHINA	6 866	2 213	1 425
MEXICO	477	268	171	SOUTH KOREA	555	245	157
BERMUDA	397	59	39	JAPAN	21 322	10 802	6 867
BAHAMAS	447	72	43	TAIWAN	1 238	708	452
DOMINIC REP	288	146	95	HONG KONG	121	53	34
GUADELOUPE	570	70	44	AUSTRALIA	5 437	2 197	1 412
ARUBA	383	62	41	NEW ZEALAND	361	341	224
NETH ANTILL	3 503	518	326	UNID COUNTR	245	52	36
BRAZIL	1 368	193	121				
CHILE	885	145	97	EXPORTS	10 227 654	1 982 062	1 275 222
URUGUAY	629	85	55	FRANCE	583 951	82 581	52 922
ARGENTINA	10 449	1 406	927	BELGIUM LUX	225 115	48 418	31 090
CYPRUS	3 333	417	264	NETHERLANDS	644 188	130 334	83 849
LEBANON	599	67	42	ITALY	1 139 441	171 592	110 584
ISRAEL	726	125	81	UNTD KINGDOM	3 060 668	573 620	368 798
SAUDI ARABIA	8 882	3 124	1 987	IRELAND	45 783	10 450	6 759
KUWAIT	1 557	360	226	DENMARK	163 404	38 981	25 095
BAHRAIN	665	66	42	GREECE	116 944	22 648	14 429
QATAR	653	112	72	PORTUGAL	9 822	2 303	1 467
ARAB EMIRAT	2 140	438	281	SPAIN	353 094	51 416	33 060
THAILAND	520	101	63	CANARY IS	57 002	8 687	5 601
VIETNAM	1 023	108	67	CEUTA MEL	893	109	69
MALAYSIA	268	100	63	ICELAND	18 231	3 144	2 025
SINGAPORE	2 154	555	356	NORWAY	53 499	14 475	9 330
SOUTH KOREA	16 895	2 529	1 620	SWEDEN	215 553	55 228	35 789
JAPAN	4 848	817	516	FINLAND	70 048	16 696	10 705
TAIWAN	13 094	1 932	1 243	SWITZERLAND	237 812	40 150	25 659
HONG KONG	773	203	134	AUSTRIA	226 361	33 257	21 299
AUSTRALIA	775	106	66	ANDORRA	3 302	1 175	749
NEW ZEALAND	1 199	304	196	GIBRALTAR	1 831	377	245
FR POLYNESIA	798	50	33	MALTA	885	208	136
				YUGOSLAVIA	3 335	878	535
				TURKEY	2 277	1 352	862
				ESTONIA	6 872	1 014	675
				LATVIA	16 694	3 299	2 159
				LITHUANIA	14 608	2 354	1 553
				SOVIET UNION	82 194	15 428	9 427
				POLAND	103 253	13 436	8 611
				CZECHOSLOVA	35 947	9 423	6 055
				HUNGARY	71 494	10 363	6 693
				ROMANIA	44 296	7 273	4 677
				BULGARIA	11 538	1 839	1 177
				UKRAINE	27 066	5 096	3 408
				BELARUS	10 090	1 902	1 249
				MOLDOVA	419	87	56
				RUSSIA	533 316	102 566	67 318
				GEORGIA	532	102	70
				ARMENIA	1 484	207	137
				KAZAKHSTAN	6 378	1 076	709
				TADJIKISTAN	645	116	74
				KYRGHYZSTAN	1 317	253	160
				YUGOSLAVIA	3 369	478	307
				SLOVENIA	1 476	789	519
				CROATIA	5 579	843	555
				MOROCCO	4 816	629	404
				ALGERIA	533	82	54
				TUNISIA	1 293	201	133
				MALI	542	83	56
				CAPE VERDE	635	93	59
				GAMBIA	5 051	749	473
				GUIN BISSAU	626	105	66
				GUINEA	20 161	2 998	1 952
				LIBERIA	2 855	405	253
				NIGERIA	15 823	3 031	1 950
				CAMEROON	337	53	33
				GABON	2 357	370	235

## 112 ALCOHOLIC BEVERAGES

IMPORTS	15 772 612	4 194 307	2 682 588
FRANCE	3 178 193	1 512 810	967 271
BELGIUM LUX	293 509	33 839	21 907
NETHERLANDS	792 269	124 773	80 108
ITALY	4 731 004	1 019 791	652 363
UNTD KINGDOM	201 331	199 293	126 945
IRELAND	183 851	119 160	75 887
DENMARK	1 480 635	173 724	112 034
GREECE	384 745	122 039	78 326
PORTUGAL	126 452	49 913	31 922
SPAIN	1 874 411	318 628	203 783
CANARY IS	46 485	2 595	1 634
NORWAY	4 891	4 206	2 697
SWEDEN	4 027	2 481	1 578
FINLAND	3 223	1 850	1 194
SWITZERLAND	8 552	10 195	6 521
AUSTRIA	90 298	36 872	23 662
MALTA	206	58	38
YUGOSLAVIA	153 891	17 279	10 592
TURKEY	24 125	11 591	7 428
SOVIET UNION	20 171	9 370	5 768
POLAND	9 207	3 756	2 401
CZECHOSLOVA	496 155	43 512	27 886
HUNGARY	210 480	26 064	16 669
ROMANIA	103 139	12 118	7 730
BULGARIA	133 774	18 931	12 088
UKRAINE	19 471	11 755	7 590
MOLDOVA	391	190	127
RUSSIA	27 418	11 958	7 778
YUGOSLAVIA	250 177	25 541	16 306
SLOVENIA	66 334	5 974	3 925
CROATIA	64 637	7 703	5 025



## 6 IMPORTS AND EXPORTS (SPECIAL TRADE) BY GROUPS OF THE SITC-REV. III AND BY COUNTRIES OF PRODUCTION AND CONSUMPTION 1992

GROUP COUNTRY	DT = 100 KG	1 000 DM	1 000 \$	GROUP COUNTRY	DT = 100 KG	1 000 DM	1 000 \$
CONGO	1 301	202	133	POLAND	1 815	899	565
RWANDA	3 084	495	309	CZECHOSLOVA	210	114	76
BURUNDI	728	118	76	HUNGARY	4 893	3 932	2 561
ANGOLA	20 285	2 904	1 918	BULGARIA	26 529	18 786	12 084
ETHIOPIA	208	77	50	ALBANIA	666	129	83
DJIBOUTI	896	117	75	GEORGIA	95	64	42
KENYA	597	274	172	YUGOSLAVIA	6 919	4 678	3 099
UGANDA	412	114	74	SLOVENIA	187	166	109
TANZANIA	10 022	1 540	990	MOROCCO	1 887	569	381
MOZAMBIQUE	953	453	288	SIERRA LEONE	3 528	893	604
SOUTH AFRICA	1 413	683	444	NIGERIA	614	282	179
NAMIBIA	158	138	85	ZAIRE	5 925	3 200	1 964
USA	1 249 867	281 057	180 450	KENYA	7 329	2 853	1 834
CANADA	136 583	38 770	25 115	UGANDA	9 196	4 393	2 801
MEXICO	28 133	7 208	4 731	TANZANIA	26 279	11 789	7 515
BERMUDA	10 887	1 695	1 089	MOZAMBIQUE	1 690	1 306	892
GUATEMALA	917	263	171	ZAMBIA	9 266	7 596	4 898
HONDURAS	566	115	74	ZIMBABWE	174 561	88 387	56 307
EL SALVADOR	423	113	72	MALAWI	236 588	141 983	90 854
NICARAGUA	243	149	97	SOUTH AFRICA	1 539	777	506
COSTA RICA	348	127	84	USA	363 120	393 639	252 755
PANAMA	2 193	476	308	CANADA	12 273	9 474	6 107
CUBA	21 884	2 732	1 736	MEXICO	12 249	12 803	8 179
HAITI	1 601	242	154	GUATEMALA	17 122	14 547	9 310
BAHAMAS	19 826	2 733	1 746	HONDURAS	91	119	74
TURKS CAICOS	3 079	405	255	NICARAGUA	100	315	199
DOMINIC REP	1 665	324	216	PANAMA	1 473	1 384	911
AM VIRGIN IS	2 550	379	243	CUBA	4 123	2 147	1 374
GUADELOUPE	911	139	88	DOMINIC REP	2 731	1 002	644
CAYMAN IS	445	96	62	COLOMBIA	2 981	3 781	2 392
JAMAICA	1 105	411	263	VENEZUELA	1 212	993	650
BARBADOS	322	126	81	ECUADOR	27	73	45
TRINIDAD TOB	642	278	175	PERU	587	224	143
ARUBA	555	174	112	BRAZIL	247 702	183 189	117 613
NETH ANTILL	1 529	238	153	PARAGUAY	1 423	572	370
COLOMBIA	6 546	978	645	ARGENTINA	57 054	36 356	23 575
VENEZUELA	17 913	3 168	2 039	IRAN	184	104	65
FRENCH GUIAN	605	92	58	PAKISTAN	1 883	182	117
ECUADOR	1 322	379	241	INDIA	33 114	19 794	12 695
PERU	3 001	789	506	BANGLADESH	184	112	71
BRAZIL	24 851	6 142	4 010	SRI LANKA	7 853	5 203	3 315
CHILE	1 838	429	279	THAILAND	61 523	30 034	19 546
BOLIVIA	113	59	37	INDONESIA	17 726	15 434	9 892
PARAGUAY	12 802	2 557	1 626	PHILIPPINES	39 727	18 612	11 965
URUGUAY	1 805	353	231	CHINA	52 826	24 504	15 763
ARGENTINA	49 598	7 966	5 114	SOUTH KOREA	45 733	37 545	23 993
CYPRUS	2 924	722	463	TAIWAN	1 466	648	428
LEBANON	2 212	397	244				
SYRIA	785	228	145	EXPORTS	161 780	115 053	73 533
IRAN	1 546	213	131	FRANCE	17 010	1 211	774
ISRAEL	3 187	539	343	BELGIUM LUX	11 248	3 223	2 009
SAUDI ARABIA	5 468	631	400	NETHERLANDS	12 007	5 583	3 586
KUWAIT	215	46	31	ITALY	689	879	557
BAHRAIN	2 507	602	387	UNTD KINGDOM	5 560	2 574	1 659
QATAR	318	51	32	IRELAND	797	1 216	796
ARAB EMIRAT	11 631	1 895	1 219	GREECE	16 622	32 677	20 995
OMAN	5 843	730	467	SPAIN	11 816	18 159	11 460
YEMEN	15 245	2 313	1 535	SWITZERLAND	36 323	34 358	22 015
INDIA	1 692	517	326	AUSTRIA	3 680	2 530	1 595
BANGLADESH	592	109	67	MALTA	800	1 236	788
MALDIVES	880	136	90	YUGOSLAVIA	1 521	1 614	998
SRI LANKA	1 744	336	217	CZECHOSLOVA	235	279	189
NEPAL	302	50	34	HUNGARY	1 618	2 918	1 880
THAILAND	954	338	221	SLOVENIA	78	85	58
VIETNAM	2 663	626	401	CROATIA	3 642	633	437
CAMBODIA	8 254	1 193	749	USA	31 365	4 879	3 120
MALAYSIA	513	222	140	BRAZIL	6 099	549	331
SINGAPORE	18 624	3 171	2 005	SRI LANKA	144	292	185
PHILIPPINES	560	253	165				
MONGOLIA	50	69	44				
CHINA	369	99	65	122 TOBACCO, MANUFACTURED			
SOUTH KOREA	4 574	1 810	1 187	IMPORTS	478 608	499 736	320 834
JAPAN	161 097	80 910	51 775	FRANCE	181 415	75 384	48 568
TAIWAN	14 366	3 244	2 075	BELGIUM LUX	33 543	70 471	45 150
HONG KONG	12 546	3 013	1 935	NETHERLANDS	94 124	171 010	109 704
MACAO	353	61	37	UNTD KINGDOM	9 637	13 073	8 400
AUSTRALIA	13 201	4 340	2 804	IRELAND	13 984	33 368	21 449
NEW ZEALAND	5 495	2 392	1 546	DENMARK	24 410	87 198	55 981
N ZEAL OCEAN	258	148	99	SWEDEN	173	253	161
SHIPS SUPPL	8 694	6 801	4 377	SWITZERLAND	477	685	429
				AUSTRIA	295	734	480
121 TOBACCO, UNMANUFACTURED				YUGOSLAVIA	50	223	142
IMPORTS	1 993 675	1 429 504	916 511	USA	119 475	40 442	25 940
FRANCE	43 108	33 584	21 859	HONDURAS	83	950	603
BELGIUM LUX	963	778	504	CUBA	75	2 687	1 722
NETHERLANDS	1 374	811	509	DOMINIC REP	184	2 184	1 382
ITALY	148 952	81 819	52 250	JAMAICA	8	52	34
UNTD KINGDOM	1 346	1 021	645	BRAZIL	153	446	285
DENMARK	102	60	38	FALKLAND IS	53	148	94
GREECE	137 186	90 089	57 483	INDONESIA	19	49	31
SPAIN	13 776	5 875	3 783	SINGAPORE	60	45	30
SWITZERLAND	1 883	1 093	695	PHILIPPINES	6	49	30
YUGOSLAVIA	5 574	3 646	2 222	HONG KONG	60	47	31
TURKEY	132 352	104 846	66 789	EXPORTS	999 430	2 136 403	1 376 869
SOVIET UNION	202	53	34				



## 6 IMPORTS AND EXPORTS (SPECIAL TRADE) BY GROUPS OF THE SITC-REV. III AND BY COUNTRIES OF PRODUCTION AND CONSUMPTION 1992

GROUP COUNTRY	DT = 100 KG	1 000 DM	1 000 \$	GROUP COUNTRY	DT = 100 KG	1 000 DM	1 000 \$
FRANCE	182 614	489 361	312 555	YUGOSLAVIA	1 987	605	367
BELGIUM LUX	54 319	90 305	58 453	ESTONIA	298	73	47
NETHERLANDS	93 162	149 504	96 481	LATVIA	3 088	510	331
ITALY	152 708	543 308	348 878	LITHUANIA	3 685	577	370
UNTD KINGDOM	105 202	126 142	81 618	SOVIET UNION	23 758	3 408	2 095
IRELAND	942	1 688	1 091	POLAND	54 566	9 076	5 873
DENMARK	2 699	7 315	4 742	CZECHOSLOVA	60 211	13 545	8 660
GREECE	43 083	67 221	43 420	HUNGARY	20 585	5 009	3 145
PORTUGAL	180	658	424	BULGARIA	1 633	238	145
SPAIN	5 013	15 280	9 825	UKRAINE	3 609	460	300
CANARY IS	2 524	4 299	2 773	BELARUS	3 927	515	333
ICELAND	9	57	36	RUSSIA	20 389	3 234	2 087
NORWAY	8	61	37	KAZAKHSTAN	6 851	764	487
SWEDEN	155	813	521	YUGOSLAVIA	557	119	77
SWITZERLAND	30 576	63 139	41 915	CROATIA	189	52	33
AUSTRIA	4 131	9 477	6 104	SUDAN	8	54	34
ANDORRA	9 151	20 106	12 549	ETHIOPIA	137	278	178
MALTA	507	342	222	SOUTH AFRICA	12 415	5 182	3 329
YUGOSLAVIA	3 079	6 010	3 676	NAMIBIA	18	218	135
TURKEY	1 798	6 016	3 953	BOTSWANA	325	101	62
LATVIA	1 366	1 504	3 991	USA	11 919	3 827	2 389
LITHUANIA	2 201	4 968	3 354	CANADA	51	73	48
SOVIET UNION	8 738	11 618	7 283	BRAZIL	356	209	129
POLAND	38 106	48 357	31 254	URUGUAY	562	871	550
CZECHOSLOVA	7 567	20 035	13 020	ARGENTINA	507	753	493
HUNGARY	5 504	11 439	7 602	LEBANON	619	259	168
ROMANIA	18 876	29 194	19 171	THAILAND	414	128	82
BULGARIA	3 737	6 173	4 077	JAPAN	220	70	45
ALBANIA	116	211	133	AUSTRALIA	21 623	6 125	3 917
UKRAINE	2 305	3 467	2 363	NEW ZEALAND	1 277	936	610
BELARUS	1 194	2 590	1 747				
RUSSIA	52 758	86 412	57 598	EXPORTS	1 487 745	406 333	260 367
GEORGIA	126	134	90				
ARMENIA	78	156	108	FRANCE	50 975	14 041	8 980
YUGOSLAVIA	1 589	2 220	1 425	BELGIUM LUX	27 646	7 218	4 631
SLOVENIA	2 869	10 176	6 853	NETHERLANDS	392 920	105 577	67 516
CROATIA	221	681	465	ITALY	464 040	136 689	87 372
MOROCCO	13 381	15 070	10 177	UNTD KINGDOM	7 709	2 030	1 298
TUNISIA	286	713	465	DENMARK	14 138	3 293	2 144
EGYPT	609	768	493	GREECE	7 498	1 994	1 270
MAURITANIA	502	799	515	PORTUGAL	13 044	3 322	2 107
BURKINA FASO	320	72	46	SPAIN	50 538	13 502	8 764
SENEGAL	2 896	3 184	2 084	SWEDEN	9 632	2 007	1 267
GUINEA	1 372	1 526	973	FINLAND	14 937	3 592	2 331
LIBERIA	129	106	68	SWITZERLAND	10 330	2 693	1 748
BENIN	376	659	423	AUSTRIA	159 089	47 060	30 093
CAMEROON	14 084	29 572	19 055	YUGOSLAVIA	6 554	915	567
DJIBOUTI	413	866	552	TURKEY	16 892	2 231	1 434
REUNION	32	67	42	POLAND	96 896	22 306	14 477
SOUTH AFRICA	7	49	30	CZECHOSLOVA	49 827	9 961	6 373
USA	1 759	4 545	2 960	HUNGARY	16 185	4 600	2 944
CANADA	11	149	92	ROMANIA	236	79	49
ARGENTINA	138	183	113	BULGARIA	575	91	57
CYPRUS	37 983	60 954	38 099	YUGOSLAVIA	5 424	906	592
LEBANON	1 172	1 635	1 093	SLOVENIA	2 591	542	362
IRAN	41 047	69 279	45 012	IRAN	3 888	1 417	886
ISRAEL	194	352	225	ISRAEL	208	197	125
JORDAN	939	1 008	645	PAKISTAN	2 801	971	614
SAUDI ARABIA	743	1 300	823	INDIA	1 309	456	291
KUWAIT	247	563	363	THAILAND	29 723	6 973	4 490
BAHRAIN	535	1 006	637	MALAYSIA	841	288	187
QATAR	128	240	150	CHINA	729	163	105
ARAB EMIRAT	15 343	23 953	15 145	SOUTH KOREA	1 854	485	303
OMAN	603	1 057	678	JAPAN	3 475	1 082	684
THAILAND	85	191	123	TAIWAN	3 690	326	206
INDONESIA	5	49	30	HONG KONG	21 288	9 215	6 026
SINGAPORE	794	2 381	1 501				
SOUTH KOREA	1 132	1 762	1 181	212 FURSKINS, RAW			
JAPAN	5 976	10 283	6 539				
TAIWAN	8 877	29 106	18 715	IMPORTS	9 778	147 095	92 856
HONG KONG	5 873	14 206	9 220				
AUSTRALIA	193	625	410	FRANCE	19	114	72
KIRIBATI	59	65	54	BELGIUM LUX	35	138	85
FR POLYNESIA	118	170	108	NETHERLANDS	504	5 676	3 565
SHIPS SUPPL	1 143	16 094	10 346	ITALY	3	78	49
UNID COUNTR	475	823	554	UNTD KINGDOM	106	1 408	889
				DENMARK	2 003	50 388	32 020
211 HIDES, SKINS (EX. FURS), RAW				GREECE	29	409	254
IMPORTS	818 273	196 256	125 354	SPAIN	2	47	30
				NORWAY	374	6 851	4 380
FRANCE	52 429	15 207	9 678	SWEDEN	155	3 988	2 504
BELGIUM LUX	20 991	5 917	3 757	FINLAND	1 432	24 668	15 452
NETHERLANDS	126 366	26 133	16 693	SWITZERLAND	34	181	112
ITALY	68 587	6 981	4 437	AUSTRIA	3	105	65
UNTD KINGDOM	11 053	4 164	2 660	TURKEY	33	723	457
IRELAND	879	216	135	LATVIA	104	839	530
DENMARK	10 461	3 000	1 935	SOVIET UNION	317	6 808	4 135
GREECE	182	275	174	POLAND	490	6 119	3 834
PORTUGAL	608	240	157	CZECHOSLOVA	112	1 122	706
SPAIN	5 854	838	536	HUNGARY	15	180	115
FAEROE IS	256	52	33	UKRAINE	21	685	424
NORWAY	10 270	3 709	2 347	RUSSIA	372	6 125	4 009
SWEDEN	10 222	2 410	1 534	KAZAKHSTAN	21	61	39
FINLAND	12 754	3 619	2 340	SOUTH AFRICA	123	1 488	954
SWITZERLAND	72 192	27 170	17 395	NAMIBIA	166	1 977	1 258
AUSTRIA	158 280	38 673	24 765	USA	1 006	10 273	6 435
				CANADA	923	9 623	6 016



## 6 IMPORTS AND EXPORTS (SPECIAL TRADE) BY GROUPS OF THE SITC-REV. III AND BY COUNTRIES OF PRODUCTION AND CONSUMPTION 1992

GROUP COUNTRY	DT = 100 KG	1 000 DM	1 000 \$	GROUP COUNTRY	DT = 100 KG	1 000 DM	1 000 \$
SYRIA	60	171	105	DENMARK	668 057	30 166	19 963
AFGHANISTAN	310	1 485	913	SPAIN	1 810	1 152	738
CHINA	436	2 231	1 402	NORWAY	3 642	325	207
TAIWAN	5	69	42	SWEDEN	164 881	6 590	4 345
HONG KONG	11	163	102	FINLAND	62 501	2 263	1 523
AUSTRALIA	313	1 406	947	SWITZERLAND	7 768	1 645	1 091
NEW ZEALAND	227	1 427	914	AUSTRIA	15 512	2 619	1 674
EXPORTS	2 087	29 904	18 849	TURKEY	621	60	38
FRANCE	259	2 577	1 617	LATVIA	80	46	30
BELGIUM LUX	559	9 542	5 988	POLAND	18 116	2 206	1 403
NETHERLANDS	171	1 366	863	CZECHOSLOVA	2 745	460	290
ITALY	91	1 484	909	HUNGARY	3 965	530	347
UNTD KINGDOM	25	683	412	RUSSIA	501	343	231
DENMARK	117	1 516	953	BOS HERZEGOV	600	67	46
GREECE	113	3 652	2 331	SOUTH AFRICA	222 782	12 622	8 084
SPAIN	81	1 219	758	CANADA	377 915	12 931	8 143
FINLAND	3	55	35	ARGENTINA	2 994	205	135
SWITZERLAND	121	1 808	1 122	SOUTH KOREA	411	86	54
TURKEY	129	394	260	JAPAN	1 665	109	69
POLAND	55	640	398	AUSTRALIA	896	49	30
CZECHOSLOVA	61	351	229				
SLOVENIA	4	49	32	223 OILSEED(OTH.FIX.VEG.OIL)			
USA	14	290	186	IMPORTS	2 786 655	144 025	92 191
CANADA	3	62	38	FRANCE	15 314	2 376	1 465
ARGENTINA	69	444	293	BELGIUM LUX	147 522	9 074	5 780
SOUTH KOREA	29	496	332	NETHERLANDS	80 843	8 367	5 355
HONG KONG	156	3 090	1 976	ITALY	735	224	140
222 OILSEED(SFT.FIX VEG.OIL)				UNTD KINGDOM	362 954	13 065	8 245
IMPORTS	42 694 459	1 991 507	1 269 258	IRELAND	12 882	405	255
FRANCE	7 343 689	485 400	303 377	DENMARK	1 764	179	116
BELGIUM LUX	19 240	1 639	1 056	SPAIN	1 141	149	95
NETHERLANDS	145 077	14 756	9 370	SWITZERLAND	832	131	85
ITALY	316	168	105	AUSTRIA	5 628	3 869	2 456
UNTD KINGDOM	66 340	3 550	2 245	YUGOSLAVIA	1 200	119	73
DENMARK	244 817	20 874	12 836	TURKEY	33 696	3 674	2 360
GREECE	624	141	90	LITHUANIA	1 644	299	199
SPAIN	590	94	61	CZECHOSLOVA	12 287	1 603	1 020
SWEDEN	8 089	539	338	HUNGARY	54 452	11 719	7 418
SWITZERLAND	1 647	214	133	UKRAINE	19 676	661	425
AUSTRIA	45 643	3 069	2 029	RUSSIA	310	57	38
YUGOSLAVIA	1 736	269	168	YUGOSLAVIA	1 000	223	138
TURKEY	3 067	679	436	KENYA	2 751	115	75
LITHUANIA	9 520	319	192	TANZANIA	1 799	78	47
POLAND	271 664	9 154	6 033	MOZAMBIQUE	29 183	1 534	1 035
CZECHOSLOVA	419 312	14 757	9 503	MADAGASCAR	169	124	75
HUNGARY	371 817	21 242	13 643	USA	8 281	865	557
ROMANIA	6 363	696	458	CANADA	1 189 045	38 730	24 692
BULGARIA	135 079	6 839	4 426	ARGENTINA	1 152	124	80
UKRAINE	11 807	389	242	INDIA	3 876	439	279
RUSSIA	31 778	1 131	708	NEPAL	881	113	73
YUGOSLAVIA	8 614	370	240	VIETNAM	111 071	7 448	5 012
SLOVENIA	416	102	68	CHINA	329 666	16 746	10 798
CROATIA	3 725	473	307	JAPAN	257	117	76
EGYPT	8 257	693	445	HONG KONG	626	267	178
SUDAN	1 775	246	152	AUSTRALIA	10 490	1 349	859
SENEGAL	4 058	575	374	PAPUA NEW G	116 169	6 203	3 934
NIGERIA	613	110	68	NEW ZEALAND	1 083	97	63
KENYA	3 879	468	297	VANUATU	223 313	13 224	8 535
SOUTH AFRICA	28 744	4 474	2 776	EXPORTS	108 434	13 675	8 824
USA	21 850 224	909 203	574 788	FRANCE	10 568	1 256	806
CANADA	92 862	6 272	4 021	BELGIUM LUX	19 212	1 290	846
MEXICO	11 901	2 614	1 663	NETHERLANDS	35 684	3 444	2 246
GUATEMALA	45 635	9 194	5 887	ITALY	5 603	696	452
EL SALVADOR	27 469	5 659	3 625	UNTD KINGDOM	5 218	1 175	754
NICARAGUA	18 246	3 502	2 241	DENMARK	1 871	325	206
COLOMBIA	4 691	848	527	GREECE	1 548	254	158
VENEZUELA	523	99	67	SPAIN	4 435	672	440
BRAZIL	5 777 048	215 075	141 122	NORWAY	354	57	34
PARAGUAY	425 939	15 712	10 629	SWEDEN	2 207	221	145
URUGUAY	1 245	197	134	FINLAND	651	119	75
ARGENTINA	4 896 080	195 566	130 324	SWITZERLAND	5 607	774	499
ISRAEL	10 479	2 579	1 613	AUSTRIA	4 740	1 624	1 039
SAUDI ARABIA	424	48	32	TURKEY	629	59	40
PAKISTAN	319	58	35	SOVIET UNION	2 242	451	278
INDIA	8 565	1 885	1 211	POLAND	695	159	101
THAILAND	6 554	1 096	699	CZECHOSLOVA	570	183	118
VIETNAM	523	70	46	HUNGARY	1 249	133	80
CHINA	202 310	27 086	17 568	RUSSIA	249	50	34
SOUTH KOREA	390	66	41	YUGOSLAVIA	410	121	77
JAPAN	536	105	67	SOUTH AFRICA	321	50	31
HONG KONG	527	62	41	ISRAEL	2 092	193	127
AUSTRALIA	10 437	685	448	AUSTRALIA	68	51	32
NEW ZEALAND	1 330	193	126	231 NATURAL RUBBER, ETC.			
EXPORTS	8 276 811	434 647	276 400	IMPORTS	2 379 019	348 846	224 130
FRANCE	166 728	12 354	7 679	FRANCE	5 970	2 036	1 319
BELGIUM LUX	2 785 841	167 860	105 124	BELGIUM LUX	1 146	292	191
NETHERLANDS	2 782 692	108 814	70 398	NETHERLANDS	3 185	753	477
ITALY	16 756	1 364	887	ITALY	1 930	503	321
UNTD KINGDOM	963 560	69 226	43 512	UNTD KINGDOM	13 498	2 294	1 482
IRELAND	801	181	123	DENMARK	279	137	84



## 6 IMPORTS AND EXPORTS (SPECIAL TRADE) BY GROUPS OF THE SITC-REV. III AND BY COUNTRIES OF PRODUCTION AND CONSUMPTION 1992

GROUP COUNTRY	DT = 100 KG	1 000 DM	1 000 \$	GROUP COUNTRY	DT = 100 KG	1 000 DM	1 000 \$
PORTUGAL	1 935	322	221	MEXICO	12 434	2 286	1 457
SPAIN	1 300	690	442	BRAZIL	5 572	1 065	661
SWEDEN	578	216	140	ARGENTINA	5 483	627	384
SWITZERLAND	197	97	66	CYPRUS	200	110	68
AUSTRIA	391	68	42	INDIA	3 222	298	190
YUGOSLAVIA	234	170	108	INDONESIA		88	61
POLAND	3 744	510	326	MALAYSIA	11 389	1 386	888
LIBERIA	12 187	1 758	1 114	CHINA	10 076	1 234	794
CTE D IVOIRE	144 691	21 495	13 832	JAPAN	90 878	29 075	18 654
GHANA	3 597	425	266	TAIWAN	19 405	4 011	2 568
NIGERIA	85 855	12 035	7 705	EXPORTS	4 163 228	799 804	512 372
CAMEROON	97 275	14 810	9 572	FRANCE	669 324	121 061	77 330
GABON	1 009	130	82	BELGIUM LUX	536 499	83 045	53 304
ZAIRE	9 844	1 274	829	NETHERLANDS	312 749	49 733	31 809
REUNION	1 224	207	139	ITALY	497 463	101 521	64 923
USA	3 044	725	472	UNITD KINGDOM	276 350	58 824	37 732
SRI LANKA	77 685	11 611	7 413	IRELAND	2 151	700	448
THAILAND	372 599	50 944	32 611	DENMARK	31 956	7 949	5 082
INDONESIA	407 487	57 750	36 917	GREECE	11 869	2 568	1 644
MALAYSIA	1 074 821	160 796	102 944	PORTUGAL	24 484	5 998	3 840
SINGAPORE	36 586	5 319	3 415	SPAIN	166 711	34 295	21 924
CHINA	480	79	55	ICELAND		47	33
TAIWAN	1 000	146	93	NORWAY	7 182	2 267	1 479
PAPUA NEW G	14 190	2 064	1 330	SWEDEN	91 137	17 435	11 182
EXPORTS	102 304	19 758	12 739	FINLAND	70 506	8 955	5 791
FRANCE	6 392	1 096	709	SWITZERLAND	217 671	36 006	23 183
BELGIUM LUX	3 243	629	408	AUSTRIA	279 941	42 038	26 935
NETHERLANDS	4 157	842	535	MALTA	2 133	1 278	825
ITALY	2 349	510	332	YUGOSLAVIA	33 127	6 654	4 083
UNITD KINGDOM	862	153	95	TURKEY	30 124	7 761	4 986
DENMARK	3 737	791	509	LITHUANIA		339	218
PORTUGAL	711	250	156	SOVIET UNION	2 093	544	336
SPAIN	456	68	43	POLAND	47 156	9 143	5 883
NORWAY	339	57	63	CZECHOSLOVA	94 666	18 999	12 154
SWEDEN	991	186	122	HUNGARY	42 115	7 981	5 160
FINLAND	799	154	99	ROMANIA		272	175
SWITZERLAND	1 954	482	305	BULGARIA	2 095	484	317
AUSTRIA	18 506	3 430	2 191	UKRAINE		254	174
YUGOSLAVIA	641	153	92	BELARUS	1 392	652	439
TURKEY	1 495	405	255	RUSSIA	4 066	1 307	872
SOVIET UNION	4 900	771	465	YUGOSLAVIA	9 114	1 642	1 040
POLAND	8 431	1 813	1 166	SLOVENIA	40 194	5 834	3 821
CZECHOSLOVA	12 288	2 096	1 366	CROATIA	6 092	1 958	1 285
HUNGARY	7 075	1 290	835	MOROCCO	3 619	1 087	699
ROMANIA	5 963	1 078	703	ALGERIA	2 724	1 052	653
BELARUS	6 380	1 056	712	TUNISIA	5 608	1 753	1 128
RUSSIA	4 760	774	513	LIBYA	6 881	1 335	882
YUGOSLAVIA	523	112	71	EGYPT	11 481	2 046	1 320
CROATIA	1 199	225	148	SUDAN		68	44
TUNISIA	264	57	37	SENEGAL	350	175	111
USA	137	76	47	CTE D IVOIRE	823	292	186
IRAN	443	173	110	NIGERIA	7 529	1 641	1 047
JORDAN	230	80	54	CONGO	348	125	84
YEMEN	409	139	91	ANGOLA	2 710	457	305
INDONESIA	621	238	154	ETHIOPIA	261	47	30
MALAYSIA	244	93	61	KENYA	2 311	483	308
PHILIPPINES	224	60	40	TANZANIA	1 085	224	140
				ZIMBABWE	1 232	358	232
232 SYNTHETIC RUBBER, ETC.				SOUTH AFRICA	27 041	8 538	5 468
IMPORTS	3 879 373	950 814	609 457	USA	143 548	36 146	23 196
FRANCE	864 030	197 879	126 571	CANADA	5 859	1 952	1 195
BELGIUM LUX	357 917	102 653	85 646	MEXICO	8 275	2 251	1 446
NETHERLANDS	614 577	133 204	85 652	BERMUDA	8 553	1 442	883
ITALY	248 893	78 402	50 214	GUATEMALA	1 281	480	301
UNITD KINGDOM	351 380	98 989	63 426	HONDURAS	769	267	169
DENMARK	3 731	419	267	EL SALVADOR	734	247	154
PORTUGAL	177	102	64	COSTA RICA	559	175	110
SPAIN	68 969	17 969	11 539	CUBA	379	169	108
NORWAY	85	58	37	HAITI	96	48	30
SWEDEN	12 982	1 809	1 177	COLOMBIA	10 922	3 673	2 385
FINLAND	2 430	74	49	VENEZUELA	15 883	3 749	2 402
SWITZERLAND	28 405	6 288	4 086	ECUADOR	1 647	324	202
AUSTRIA	24 063	1 402	896	PERU	918	201	131
MALTA	374	272	171	BRAZIL	18 364	8 712	5 601
YUGOSLAVIA	6 476	754	457	CHILE	5 537	1 628	1 053
TURKEY	1 014	154	96	BOLIVIA	947	169	114
LITHUANIA	2 115	88	55	URUGUAY	8 918	1 783	1 149
SOVIET UNION	72 709	7 659	4 695	ARGENTINA	32 137	6 416	4 131
POLAND	156 693	13 720	8 811	CYPRUS	1 102	288	183
CZECHOSLOVA	105 361	8 017	5 108	LEBANON	195	87	55
HUNGARY	4 959	547	347	SYRIA	5 478	1 064	687
ROMANIA	557	47	31	IRAN	26 070	6 125	3 829
BULGARIA	7 052	703	433	ISRAEL	44 651	7 174	4 579
UKRAINE	6 317	640	434	JORDAN	1 756	325	206
BELARUS	1 653	232	151	SAUDI ARABIA	5 773	934	601
MOLDOVA	2 300	50	33	KUWAIT	735	259	167
RUSSIA	145 202	13 305	8 785	QATAR	140	57	38
YUGOSLAVIA	429	84	52	ARAB EMIRAT	8 333	1 282	832
SLOVENIA	254	102	69	OMAN	140	58	37
LIBYA	1 199	156	97	PAKISTAN	20 881	3 486	2 209
SOUTH AFRICA	15 023	2 254	1 440	INDIA	64 590	8 803	5 724
USA	578 847	216 920	139 183	BANGLADESH	225	88	55
CANADA	2 042	873	567	SRI LANKA	972	636	407
				THAILAND	10 790	3 103	1 988
				INDONESIA	15 234	4 226	2 720



## 6 IMPORTS AND EXPORTS (SPECIAL TRADE) BY GROUPS OF THE SITC-REV. III AND BY COUNTRIES OF PRODUCTION AND CONSUMPTION 1992

GROUP COUNTRY	DT = 100 KG	1 000 DM	1 000 \$	GROUP COUNTRY	DT = 100 KG	1 000 DM	1 000 \$
MALAYSIA	11 597	3 110	1 967	USA	3 061	54	34
SINGAPORE	4 571	1 367	873	CANADA	5 868	312	199
PHILIPPINES	8 345	2 428	1 540	MALAYSIA	1 739	136	88
CHINA	10 524	1 996	1 275	EXPORTS	17 914 697	197 148	126 828
NORTH KOREA	131	56	35	FRANCE	4 962 296	51 110	32 865
SOUTH KOREA	9 423	3 340	2 138	BELGIUM LUX	849 057	12 113	7 813
JAPAN	34 132	12 667	8 079	NETHERLANDS	1 657 191	24 636	15 856
TAIWAN	17 578	4 548	2 915	ITALY	579 213	9 719	6 253
HONG KONG	13 086	4 163	2 668	UNITD KINGDOM	67 328	1 263	822
AUSTRALIA	2 441	792	513	IRELAND	6 151	107	68
NEW ZEALAND	951	123	77	DENMARK	278 519	4 119	2 655
244 CORK, NATURAL, RAW; WASTE				GREECE	6 806	109	69
IMPORTS	66 134	17 953	11 469	PORTUGAL	7 883	150	95
FRANCE	4 960	809	523	SPAIN	18 490	312	200
NETHERLANDS	759	645	407	ICELAND	8 111	131	83
ITALY	265	187	123	NORWAY	106 582	1 032	657
DENMARK	196	81	52	SWEDEN	667 203	6 836	4 403
PORTUGAL	56 600	15 210	9 714	FINLAND	559 418	4 865	3 175
SPAIN	2 746	501	317	SWITZERLAND	2 645 592	23 622	15 158
AUSTRIA	209	45	30	AUSTRIA	5 047 766	49 932	32 092
SOUTH KOREA	123	364	231	YUGOSLAVIA	6 072	97	59
EXPORTS	678	513	330	TURKEY	4 833	79	51
AUSTRIA	154	99	64	POLAND	18 725	320	206
CZECHOSLOVA	81	104	70	CZECHOSLOVA	250 671	3 755	2 414
245 FUEL WOOD, WOOD CHARCOAL				HUNGARY	52 189	869	561
IMPORTS	1 170 299	56 100	35 982	RUSSIA	3 728	61	39
FRANCE	129 039	4 644	2 998	SLOVENIA	4 440	73	49
BELGIUM LUX	60 448	1 387	884	SOUTH AFRICA	3 146	73	46
NETHERLANDS	81 323	4 583	2 916	USA	36 556	582	381
PORTUGAL	2 151	124	76	CANADA	6 000	113	73
SPAIN	32 703	2 370	1 528	ISRAEL	4 404	74	46
NORWAY	89 770	2 390	1 582	JAPAN	19 717	363	236
AUSTRIA	1 538	76	50	TAIWAN	1 906	49	31
YUGOSLAVIA	9 099	519	322	HONG KONG	4 326	71	46
SOVIET UNION	5 935	99	60	AUSTRALIA	2 756	51	32
POLAND	176 418	9 836	6 277	247 WOOD ROUGH, ROUGH SQUARED			
CZECHOSLOVA	229 330	5 966	3 853	IMPORTS	12 769 644	502 448	318 538
UKRAINE	1 276	103	65	FRANCE	2 407 168	96 969	61 020
RUSSIA	11 844	754	485	BELGIUM LUX	3 653 556	79 284	50 945
CROATIA	11 696	640	409	NETHERLANDS	423 898	6 878	4 392
GHANA	2 801	61	38	ITALY	2 277	219	144
NIGERIA	4 613	293	191	UNITD KINGDOM	29 133	2 811	1 765
SOUTH AFRICA	140 538	11 014	7 032	DENMARK	191 799	5 713	3 629
NAMIBIA	4 067	334	218	NORWAY	140 640	4 019	2 602
USA	10 894	916	574	SWEDEN	270 352	6 903	4 447
MEXICO	27 650	2 233	1 434	FINLAND	201 756	12 332	7 960
BRAZIL	4 019	282	181	SWITZERLAND	211 151	5 041	3 176
ARGENTINA	57 119	5 040	3 245	AUSTRIA	141 467	6 073	3 854
INDONESIA	25 044	1 653	1 055	ESTONIA	2 887	92	58
MALAYSIA	44 491	441	286	LATVIA	3 293	80	53
SINGAPORE	754	44	30	SOVIET UNION	58 484	602	374
EXPORTS	76 393	6 442	4 120	POLAND	643 251	13 787	8 715
FRANCE	13 076	617	390	CZECHOSLOVA	1 258 122	19 524	12 385
BELGIUM LUX	11 147	1 249	803	HUNGARY	7 775	266	168
NETHERLANDS	8 747	1 294	823	RUSSIA	83 504	1 133	746
ITALY	6 855	392	254	LIBERIA	154 625	8 228	5 186
UNITD KINGDOM	389	107	67	CTE D IVOIRE	31 768	2 257	1 412
DENMARK	5 100	350	221	GHANA	713 267	32 861	20 732
SWEDEN	1 860	171	107	CAMEROON	475 609	32 899	21 021
SWITZERLAND	12 605	743	483	CENT AFR REP	18 656	1 674	1 069
AUSTRIA	12 932	553	350	EQUAT GUINEA	92 583	3 603	2 292
POLAND	431	60	38	GABON	207 313	11 060	7 090
HUNGARY	469	51	35	CONGO	318 471	25 929	16 512
UKRAINE	322	205	129	ZAIRE	82 455	6 737	4 358
SOUTH AFRICA	183	59	37	MOZAMBIQUE	5 126	541	336
BRAZIL	262	110	70	SOUTH AFRICA	566	119	78
JAPAN	118	60	39	USA	820 903	95 907	60 164
246 WOOD IN CHIPS, PARTICLES				CANADA	41 359	3 702	2 310
IMPORTS	6 515 540	38 622	24 743	SURINAME	1 397	85	56
FRANCE	2 581 118	8 682	5 557	CHILE	1 006	56	36
BELGIUM LUX	672 772	5 068	3 224	MYANMAR	11 704	2 321	1 467
NETHERLANDS	1 584 905	12 245	7 839	INDONESIA	729	54	34
ITALY	23 768	478	303	MALAYSIA	30 144	1 400	850
IRELAND	197 618	2 161	1 398	CHINA	917	91	61
DENMARK	71 436	567	365	JAPAN	22 543	10 732	6 738
SWEDEN	13 085	277	176	UNITD COUNTR	1 865	57	38
FINLAND	1 890	125	84	EXPORTS	42 426 602	608 000	389 192
SWITZERLAND	217 909	2 447	1 568	FRANCE	3 134 913	40 900	26 195
AUSTRIA	289 760	2 548	1 643	BELGIUM LUX	933 609	13 589	8 706
POLAND	345 428	1 261	804	NETHERLANDS	718 940	11 633	7 428
CZECHOSLOVA	470 313	1 236	790	ITALY	5 816 342	112 679	71 816
HUNGARY	18 983	564	368	UNITD KINGDOM	10 663	631	399
ZAIRE	700	133	90	DENMARK	745 012	11 979	7 567
SOUTH AFRICA	1 048	145	92	GREECE	41 958	1 557	1 017
				SPAIN	4 889	645	410
				CANARY IS	2 657	247	158
				NORWAY	128 031	1 236	778
				SWEDEN	9 068 571	85 594	55 164
				FINLAND	1 691 850	17 479	11 169
				SWITZERLAND	1 207 676	16 235	10 362



## 6 IMPORTS AND EXPORTS (SPECIAL TRADE) BY GROUPS OF THE SITC-REV. III AND BY COUNTRIES OF PRODUCTION AND CONSUMPTION 1992

GROUP COUNTRY	DT = 100 KG	1 000 DM	1 000 \$	GROUP COUNTRY	DT = 100 KG	1 000 DM	1 000 \$
AUSTRIA	16 446 351	251 252	161 025	AUSTRALIA	910	80	51
YUGOSLAVIA	82 604	1 063	655	PAPUA NEW G	760	126	82
TURKEY	722 927	12 873	8 170	EXPORTS	8 663 358	683 723	438 010
POLAND	21 226	1 190	762	FRANCE	966 958	77 906	49 950
CZECHOSLOVA	989 621	12 873	8 322	BELGIUM LUX	785 558	53 485	34 363
HUNGARY	144 553	2 840	1 788	NETHERLANDS	1 662 826	106 088	67 911
ROMANIA	464 758	7 703	4 896	ITALY	2 110 966	115 187	73 614
YUGOSLAVIA	5 026	62	38	UNITD KINGDOM	375 616	32 919	21 206
EGYPT	7 140	810	502	IRELAND	22 627	1 838	1 167
USA	1 488	217	139	DENMARK	248 796	23 828	15 162
ARGENTINA	6 574	622	410	GREECE	14 227	2 208	1 429
ISRAEL	5 954	337	214	PORTUGAL	9 292	1 294	819
OMAN	340	132	80	SPAIN	519 374	31 900	20 320
INDONESIA	5 741	533	327	ICELAND	3 810	720	467
SINGAPORE	1 996	162	103	NORWAY	76 229	7 534	4 756
CHINA	1 748	159	100	SWEDEN	55 114	6 759	4 363
SOUTH KOREA	1 819	113	68	FINLAND	53 573	7 891	5 027
JAPAN	798	159	104	SWITZERLAND	607 961	77 630	49 846
TAIWAN	2 046	188	122	AUSTRIA	821 819	98 762	63 365
HONG KONG	147	48	32	MALTA	854	110	72
248 WOOD, SIMPLY WORKED				YUGOSLAVIA	37 549	3 450	2 110
IMPORTS	35 774 634	2 930 884	1 879 931	TURKEY	4 936	625	410
FRANCE	1 754 959	141 811	90 847	SOVIET UNION	2 090	155	94
BELGIUM LUX	370 221	29 240	18 794	POLAND	47 951	6 576	4 235
NETHERLANDS	421 193	68 582	43 973	CZECHOSLOVA	48 401	4 312	2 769
ITALY	59 445	38 285	24 502	HUNGARY	46 601	3 290	2 126
UNITD KINGDOM	11 898	2 113	1 329	RUSSIA	1 113	312	213
DENMARK	410 522	38 584	24 665	YUGOSLAVIA	10 627	544	352
PORTUGAL	7 723	1 753	1 131	SLOVENIA	18 918	2 254	1 487
SPAIN	8 046	1 980	1 241	CROATIA	9 448	862	564
NORWAY	1 663 866	134 832	86 582	MOROCCO	1 825	141	91
SWEDEN	8 228 526	700 223	448 743	LIBYA	2 704	254	157
FINLAND	4 050 364	354 435	227 178	EGYPT	30 628	972	591
SWITZERLAND	127 439	11 973	7 675	NIGERIA	2 711	180	115
AUSTRIA	2 915 635	212 127	136 599	ETHIOPIA	908	72	44
YUGOSLAVIA	26 822	3 778	2 311	SOUTH AFRICA	1 979	404	261
TURKEY	2 303	811	514	USA	6 770	1 780	1 158
ESTONIA	29 748	1 593	1 021	CANADA	2 087	375	241
LATVIA	122 856	4 234	2 706	CYPRUS	792	63	39
LITHUANIA	82 512	2 423	1 563	IRAN	5 325	699	443
SOVIET UNION	923 050	52 993	32 707	ISRAEL	12 646	1 460	924
POLAND	4 609 242	170 915	109 588	JORDAN	8 933	450	278
CZECHOSLOVA	2 422 308	93 229	59 741	SAUDI ARABIA	4 108	348	225
HUNGARY	109 939	9 601	6 098	INDIA	702	290	194
ROMANIA	32 070	2 545	1 634	SRI LANKA	465	47	32
BULGARIA	1 821	84	51	INDONESIA	235	51	35
ALBANIA	724	105	70	SINGAPORE	378	93	58
UKRAINE	6 807	442	281	PHILIPPINES	2 666	378	240
BELARUS	147 230	10 164	6 741	CHINA	264	66	41
RUSSIA	1 896 533	104 063	68 509	SOUTH KOREA	533	168	108
YUGOSLAVIA	3 562	558	355	JAPAN	7 971	5 837	3 798
SLOVENIA	17 557	3 142	2 052	TAIWAN	1 297	349	227
CROATIA	20 232	2 465	1 598	HONG KONG	336	111	72
BOS HERZEGOV	1 583	287	187	AUSTRALIA	1 110	224	149
LIBERIA	3 572	364	236	251 PULP AND WASTE PAPER			
CTE D IVOIRE	63 610	9 743	6 250	IMPORTS	47 009 062	3 709 057	2 378 580
GHANA	416 292	37 616	24 198	FRANCE	1 576 005	85 734	55 101
BENIN	739	79	50	BELGIUM LUX	864 335	37 071	23 725
NIGERIA	57 633	1 322	838	NETHERLANDS	3 461 062	83 388	53 551
CAMEROON	44 842	3 526	2 244	UNITD KINGDOM	795 361	25 390	16 338
EQUAT GUINEA	1 734	100	66	IRELAND	2 107	162	97
CONGO	10 758	1 300	836	DENMARK	729 650	26 241	16 765
ZAIRE	19 468	2 632	1 685	PORTUGAL	2 250 979	197 741	126 765
TANZANIA	1 054	350	230	NORWAY	1 518 184	136 713	87 651
MOZAMBIQUE	2 136	271	172	SWEDEN	9 907 634	885 276	568 295
MADAGASCAR	2 690	680	438	FINLAND	5 205 035	443 625	285 090
SOUTH AFRICA	1 768	285	184	SWITZERLAND	251 371	12 535	8 030
NAMIBIA	180	59	40	AUSTRIA	282 377	25 081	16 100
USA	1 534 264	224 086	143 579	ESTONIA	1 777	105	69
CANADA	1 000 728	156 686	100 459	LATVIA	3 589	139	92
MEXICO	453	89	56	LITHUANIA	2 703	183	121
GUATEMALA	1 030	383	242	SOVIET UNION	182 469	11 959	7 338
HONDURAS	8 551	974	629	POLAND	443 728	34 296	21 873
COSTA RICA	168	51	34	CZECHOSLOVA	538 728	37 495	24 051
ECUADOR	3 251	847	532	HUNGARY	44 564	1 923	1 207
BRAZIL	131 115	10 128	6 488	BULGARIA	11 327	900	594
CHILE	45 353	2 301	1 463	UKRAINE	774	53	35
BOLIVIA	265	81	51	RUSSIA	298 678	20 630	13 421
PARAGUAY	1 579	169	112	MOROCCO	20 689	1 648	1 024
ISRAEL	426	164	105	TUNISIA	7 692	1 404	903
INDIA	335	168	109	GHANA	733	83	52
SRI LANKA	1 439	385	258	TANZANIA	2 447	713	458
MYANMAR	8 566	2 171	1 383	USA	5 352 584	519 900	332 566
THAILAND	4 812	1 592	1 013	CANADA	9 059 664	742 694	476 030
VIETNAM	10 028	794	510	MEXICO	8 810	1 221	797
INDONESIA	171 401	28 452	18 302	BRAZIL	1 205 038	101 355	64 506
MALAYSIA	1 526 383	212 367	136 414	CHILE	974 502	76 129	49 249
SINGAPORE	159 701	23 046	14 691	ARGENTINA	4 002	271	176
PHILIPPINES	1 760	332	208	PHILIPPINES	42 718	17 505	11 380
CHINA	39 142	5 574	3 567	JAPAN	2 082	870	573
SOUTH KOREA	616	245	155	HONG KONG	123 250	13 046	8 361
JAPAN	2 624	1 223	758	NEW ZEALAND	19 902	1 328	849
TAIWAN	164	154	96				
HONG KONG	785	141	93				



## 6 IMPORTS AND EXPORTS (SPECIAL TRADE) BY GROUPS OF THE SITC-REV. III AND BY COUNTRIES OF PRODUCTION AND CONSUMPTION 1992

GROUP COUNTRY	DT = 100 KG	1 000 DM	1 000 \$	GROUP COUNTRY	DT = 100 KG	1 000 DM	1 000 \$
EXPORTS	21 060 621	510 544	328 623	SPAIN	23 958	5 757	3 686
FRANCE	2 571 592	50 956	32 767	SWITZERLAND	45 547	8 089	5 153
BELGIUM LUX	296 147	12 794	8 248	AUSTRIA	32 618	3 819	2 439
NETHERLANDS	4 705 596	60 253	38 859	TURKEY	274 064	23 981	15 078
ITALY	2 804 643	82 724	53 015	ESTONIA	703	87	56
UNITED KINGDOM	323 255	18 401	11 924	LATVIA	3 115	312	200
IRELAND	10 770	209	130	LITHUANIA	1 133	110	71
DENMARK	374 945	13 535	8 748	SOVIET UNION	290 231	62 480	38 396
GREECE	11 000	1 524	965	POLAND	6 004	679	432
PORTUGAL	5 020	403	256	CZECHOSLOVAKIA	12 349	988	630
SPAIN	223 433	7 599	4 893	HUNGARY	14 628	1 247	796
NORWAY	23 266	1 606	1 032	ROMANIA	187	45	30
SWEDEN	1 534 303	27 575	17 861	UKRAINE	1 164	217	135
FINLAND	409 812	6 232	4 004	BELARUS	493	91	58
SWITZERLAND	777 937	39 096	21 264	RUSSIA	392 621	74 853	49 137
AUSTRIA	3 629 227	97 860	62 955	AZERBAIJAN	4 714	975	629
YUGOSLAVIA	156 779	7 186	4 417	KAZAKHSTAN	451	88	60
TURKEY	5 594	652	421	TURKMENISTAN	6 706	948	633
LITHUANIA	1 370	108	65	UZBEKISTAN	244 692	45 236	29 588
POLAND	398 809	13 921	8 993	TADJIKISTAN	4 393	273	174
CZECHOSLOVAKIA	72 058	1 804	1 157	MOROCCO	655	137	83
HUNGARY	331 886	6 203	3 977	EGYPT	8 387	1 967	1 263
ROMANIA	68 490	4 635	3 007	SUDAN	73 545	12 155	7 908
BULGARIA	32 101	604	389	MALI	76 573	16 324	10 392
YUGOSLAVIA	57 052	1 096	702	BURKINA FASO	26 657	6 935	4 651
SLOVENIA	223 088	11 862	7 813	CHAD	122 200	27 874	17 821
CROATIA	42 947	846	555	SENEGAL	14 696	3 701	2 413
ALGERIA	1 740	325	205	GUINEA	3 015	631	412
TUNISIA	5 200	423	293	COTE D'IVOIRE	17 306	4 779	3 014
EGYPT	3 179	341	211	TOGO	15 091	3 551	2 268
CAMEROON	574	77	51	BENIN	3 501	954	591
SOUTH AFRICA	3 308	535	346	CAMEROON	54 518	11 397	7 097
USA	55 792	9 016	5 750	UGANDA	8 635	2 090	1 402
CANADA	929	168	110	TANZANIA	5 152	1 310	847
MEXICO	5 506	999	652	ZIMBABWE	48 660	16 043	10 124
COLOMBIA	3 678	823	528	MALAWI	10 932	2 770	1 750
VENEZUELA	4 056	1 075	705	SOUTH AFRICA	6 907	883	558
ECUADOR	1 244	256	165	USA	235 455	38 636	24 314
PERU	1 421	295	191	MEXICO	9 466	1 675	1 074
BRAZIL	2 763	427	277	GUATEMALA	23 676	1 437	888
CHILE	3 063	682	454	EL SALVADOR	1 535	273	174
ARGENTINA	2 189	420	280	NICARAGUA	2 980	594	403
SYRIA	12 714	584	369	COLOMBIA	5 177	1 261	780
IRAN	5 486	1 320	860	VENEZUELA	30 860	1 570	1 029
ISRAEL	3 849	557	357	PERU	12 983	4 745	3 086
INDIA	10 841	110	69	BRAZIL	72 389	3 414	2 184
THAILAND	804 268	7 667	4 904	PARAGUAY	63 829	11 400	7 519
INDONESIA	218 697	2 971	1 938	ARGENTINA	134 202	24 184	16 007
PHILIPPINES	62 842	781	508	SYRIA	138 505	15 731	10 103
CHINA	720	173	109	IRAN	66 344	3 235	2 080
SOUTH KOREA	236 251	2 034	1 327	ISRAEL	47 407	16 029	10 027
JAPAN	11 806	2 349	1 528	PAKISTAN	60 425	9 673	6 006
TAIWAN	495 864	11 014	7 091	INDIA	5 516	1 129	705
HONG KONG	649	68	44	THAILAND	12 757	1 643	1 052
AUSTRALIA	4 226	906	584	MALAYSIA	926	183	117
NEW ZEALAND	340	82	51	PHILIPPINES	2 500	104	70
				CHINA	3 579	533	347
				SOUTH KOREA	2 294	371	238
261 SILK				JAPAN	23 072	3 906	2 500
IMPORTS	26 541	70 116	44 996	TAIWAN	483	145	92
FRANCE	38	57	36	HONG KONG	4 577	693	442
BELGIUM LUX	158	303	194	AUSTRALIA	37 978	9 332	6 163
ITALY	202	271	173	EXPORTS	691 797	144 766	92 470
UNITED KINGDOM	1 039	1 042	656	FRANCE	124 458	25 337	16 106
SWITZERLAND	13	335	216	BELGIUM LUX	40 970	6 851	4 377
BRAZIL	534	3 263	2 127	NETHERLANDS	68 309	12 160	7 829
INDIA	255	111	69	ITALY	69 379	12 173	7 768
SINGAPORE	360	97	63	UNITED KINGDOM	87 186	15 163	9 647
CHINA	20 759	55 583	35 657	IRELAND	1 016	259	179
JAPAN	1 868	5 901	3 732	DENMARK	5 600	1 361	849
HONG KONG	1 314	3 148	2 070	GREECE	21 703	8 063	5 168
EXPORTS	13 416	51 584	33 254	PORTUGAL	399	55	34
FRANCE	2 263	2 048	1 293	SPAIN	20 495	3 728	2 417
BELGIUM LUX	249	779	495	SWEDEN	21 988	4 259	2 690
ITALY	9 106	46 701	30 164	FINLAND	7 131	1 397	902
UNITED KINGDOM	517	747	476	SWITZERLAND	41 274	7 575	4 855
DENMARK	319	265	166	AUSTRIA	53 592	15 004	9 635
SPAIN	105	69	44	YUGOSLAVIA	1 992	565	347
SWITZERLAND	494	573	357	TURKEY	843	292	190
AUSTRIA	300	313	200	POLAND	36 013	7 914	5 146
EGYPT	45	46	31	CZECHOSLOVAKIA	64 230	16 520	10 438
				HUNGARY	1 097	353	226
263 COTTON				ROMANIA	509	201	127
IMPORTS	3 312 161	556 051	355 858	RUSSIA	83	84	53
FRANCE	65 718	5 432	3 466	YUGOSLAVIA	56	57	37
BELGIUM LUX	37 847	3 445	2 189	SLOVENIA	1 867	466	306
NETHERLANDS	23 779	2 700	1 741	CROATIA	1 132	291	191
ITALY	114 938	9 407	6 026	MOROCCO	1 434	183	114
UNITED KINGDOM	15 021	4 980	3 205	ZIMBABWE	2 563	608	383
DENMARK	3 868	568	364	SOUTH AFRICA	479	59	37
GREECE	194 703	33 728	21 400	PERU	576	146	93
				SYRIA	1 311	145	91
				ISRAEL	461	125	78
				PAKISTAN	7 286	1 762	1 114
				BANGLADESH	866	232	158



## 6 IMPORTS AND EXPORTS (SPECIAL TRADE) BY GROUPS OF THE SITC-REV. III AND BY COUNTRIES OF PRODUCTION AND CONSUMPTION 1992

GROUP COUNTRY	DT = 100 KG	1 000 DM	1 000 \$	GROUP COUNTRY	DT = 100 KG	1 000 DM	1 000 \$
THAILAND	275	73	47	SLOVENIA	564	98	66
MALAYSIA	399	68	47	SOUTH AFRICA	304	45	31
CHINA	945	163	106	USA	32 370	36 065	23 084
NORTH KOREA	609	314	199	MEXICO	214	121	74
JAPAN	1 988	458	294	BRAZIL	510	89	58
264 JUTE, OTH. TEXTL. BAST FIBR				INDIA	1 836	445	282
IMPORTS	40 532	2 349	1 512	THAILAND	517	121	77
FRANCE	1 361	334	224	INDONESIA	2 004	269	173
BELGIUM LUX	18 879	902	578	CHINA	297	95	60
NETHERLANDS	7 099	353	231	SOUTH KOREA	20 662	4 222	2 632
BANGLADESH	11 471	587	371	JAPAN	56 251	41 063	26 234
CHINA	1 000	89	57	TAIWAN	21 184	4 536	2 862
EXPORTS	1 673	390	248	EXPORTS	3 720 028	1 246 019	797 032
BELGIUM LUX	438	61	37	FRANCE	399 665	140 461	89 827
ITALY	399	89	57	BELGIUM LUX	272 836	111 718	71 320
AUSTRIA	289	124	78	NETHERLANDS	114 822	38 089	24 284
265 VEGETABLE TEXTILE FIBRES				ITALY	830 750	276 923	176 671
IMPORTS	185 479	24 901	15 867	UNITD KINGDOM	256 751	81 509	52 249
FRANCE	3 232	1 034	661	IRELAND	55 813	18 334	11 741
BELGIUM LUX	29 125	6 025	3 862	DENMARK	18 319	7 073	4 513
NETHERLANDS	5 084	252	161	GREECE	49 650	15 850	10 125
ITALY	1 366	716	452	PORTUGAL	67 136	20 384	12 974
UNITD KINGDOM	748	62	39	SPAIN	257 125	87 555	55 880
PORTUGAL	917	201	130	NORWAY	11 828	3 659	2 355
SPAIN	777	170	108	SWEDEN	25 995	8 792	5 627
SWITZERLAND	606	886	565	FINLAND	47 558	12 019	7 743
AUSTRIA	92	54	34	SWITZERLAND	30 566	13 405	8 586
RUSSIA	1 722	299	185	AUSTRIA	81 972	42 553	27 278
YUGOSLAVIA	142	89	55	YUGOSLAVIA	9 099	3 451	2 124
EGYPT	700	235	149	TURKEY	155 626	39 648	25 445
KENYA	2 439	235	147	SOVIET UNION	59 562	19 810	12 141
TANZANIA	953	76	49	POLAND	4 113	1 610	1 025
MADAGASCAR	2 278	183	117	CZECHOSLOVA	24 049	7 533	4 835
MEXICO	825	601	392	HUNGARY	19 205	5 799	3 728
ECUADOR	2 700	609	389	ROMANIA	844	345	212
INDIA	596	67	45	BULGARIA	213	57	35
SRI LANKA	109 269	6 326	4 068	RUSSIA	10 840	3 403	2 108
THAILAND	3 578	182	121	YUGOSLAVIA	4 497	1 699	1 085
PHILIPPINES	14 121	5 598	3 504	SLOVENIA	10 831	3 713	2 454
CHINA	1 935	819	519	CROATIA	695	180	116
JAPAN	347	66	41	MOROCCO	72 136	22 747	14 395
EXPORTS	16 289	3 180	2 030	TUNISIA	11 380	2 451	1 597
FRANCE	775	163	103	LIBYA	8 018	2 814	1 845
BELGIUM LUX	5 186	621	394	EGYPT	61 031	21 347	13 697
NETHERLANDS	697	133	81	ANGOLA	797	235	141
ITALY	1 316	800	512	KENYA	9 038	2 692	1 740
UNITD KINGDOM	301	128	83	TANZANIA	997	120	74
DENMARK	69	98	63	MADAGASCAR	792	333	206
SPAIN	1 357	109	72	MAURITIUS	197	53	35
SWEDEN	239	66	43	ZAMBIA	2 141	731	469
SWITZERLAND	425	133	85	MALAWI	92	75	46
AUSTRIA	2 288	456	293	SOUTH AFRICA	24 955	8 136	5 302
POLAND	223	47	34	BOTSWANA	323	109	76
CZECHOSLOVA	238	63	40	USA	120 555	43 713	27 903
SLOVENIA	1 548	126	80	CANADA	1 541	678	431
266 SYNTHETIC FIBRES				MEXICO	9 427	3 518	2 229
IMPORTS	1 728 320	559 118	358 029	GUATEMALA	180	56	36
FRANCE	98 094	36 637	23 516	COLOMBIA	214	135	83
BELGIUM LUX	116 251	31 765	20 427	VENEZUELA	4 397	1 315	852
NETHERLANDS	214 545	67 454	43 127	ECUADOR	7 321	2 100	1 358
ITALY	368 852	107 468	68 794	PERU	1 318	481	303
UNITD KINGDOM	110 076	41 519	26 603	BRAZIL	731	468	303
IRELAND	138 106	37 436	24 096	CHILE	11 325	3 967	2 517
DENMARK	125 897	31 805	20 437	BOLIVIA	1 153	298	189
GREECE	370	118	80	URUGUAY	2 298	740	469
PORTUGAL	3 419	916	577	ARGENTINA	8 234	3 089	1 956
SPAIN	18 264	6 330	4 032	CYPRUS	509	133	84
NORWAY	424	152	97	LEBANON	402	117	77
SWEDEN	593	163	107	SYRIA	2 332	618	413
FINLAND	453	95	61	IRAN	159 987	59 820	38 624
SWITZERLAND	92 381	41 269	26 361	ISRAEL	43 020	11 272	7 197
AUSTRIA	108 056	33 374	21 435	JORDAN	1 618	351	221
YUGOSLAVIA	10 750	2 055	1 271	SAUDI ARABIA	1 437	391	252
TURKEY	6 152	1 857	1 187	PAKISTAN	19 470	5 309	3 380
SOVIET UNION	18 113	2 935	1 810	INDIA	3 234	808	516
POLAND	29 299	5 397	3 433	INDONESIA	3 985	1 126	734
CZECHOSLOVA	25 630	4 400	2 819	MALAYSIA	1 161	294	187
HUNGARY	5 144	856	538	PHILIPPINES	2 851	738	468
ROMANIA	19 017	4 902	3 077	CHINA	230 067	53 393	34 877
BULGARIA	9 500	1 508	973	SOUTH KOREA	7 154	2 292	1 472
UKRAINE	6 398	954	643	JAPAN	10 268	6 443	4 179
BELARUS	36 962	5 708	3 643	TAIWAN	25 179	5 114	3 269
RUSSIA	14 383	2 248	1 472	HONG KONG	208	61	40
YUGOSLAVIA	14 422	2 610	1 710	AUSTRALIA	24 928	9 186	5 935
				NEW ZEALAND	898	487	314
267 OTHER MAN-MADE FIBRES				IMPORTS	861 623	227 547	145 324
				FRANCE	24 250	4 335	2 782
				BELGIUM LUX	94 735	20 096	12 956
				NETHERLANDS	83 123	9 364	5 984
				ITALY	14 639	1 413	896
				UNITD KINGDOM	71 293	36 237	23 119



## 6 IMPORTS AND EXPORTS (SPECIAL TRADE) BY GROUPS OF THE SITC-REV. III AND BY COUNTRIES OF PRODUCTION AND CONSUMPTION 1992

GROUP COUNTRY	DT = 100 KG	1 000 DM	1 000 \$	GROUP COUNTRY	DT = 100 KG	1 000 DM	1 000 \$
DENMARK	2 435	118	75	FRANCE	131 934	139 935	89 454
PORTUGAL	455	152	100	BELGIUM LUX	73 739	69 742	44 503
SPAIN	855	196	128	NETHERLANDS	21 241	10 875	6 946
SWEDEN	27 005	7 834	4 999	ITALY	14 752	16 134	10 344
FINLAND	121 909	38 463	24 530	UNT D KINGDOM	38 688	34 541	22 101
SWITZERLAND	18 946	1 717	1 105	IRELAND	75	99	64
AUSTRIA	154 314	59 246	37 861	DENMARK	510	326	210
YUGOSLAVIA	3 608	794	481	GREECE	2 725	751	479
TURKEY	1 841	134	88	PORTUGAL	1 015	620	385
LATVIA	5 920	721	449	SPAIN	3 604	2 930	1 848
SOVIET UNION	40 395	2 841	1 742	ICELAND	402	122	78
POLAND	27 033	4 528	2 901	SWITZERLAND	10 246	15 527	9 928
CZECHOSLOVA	29 246	6 921	4 476	AUSTRIA	1 428	469	301
HUNGARY	14 597	1 750	1 111	YUGOSLAVIA	1 509	605	370
ROMANIA	12 688	2 746	1 741	TURKEY	901	448	289
BULGARIA	2 284	421	266	LATVIA	1 005	528	334
UKRAINE	3 083	313	204	LITHUANIA	244	272	171
BELARUS	5 908	308	203	SOVIET UNION	5 363	2 436	1 478
RUSSIA	38 950	3 548	2 318	POLAND	7 372	6 404	4 224
YUGOSLAVIA	3 604	787	487	CZECHOSLOVA	6 561	4 451	2 811
SOUTH AFRICA	5 358	205	130	HUNGARY	9 058	2 957	1 912
USA	37 298	18 435	11 727	BULGARIA	4 633	1 748	1 128
MEXICO	3 628	406	265	BELARUS	208	107	68
INDONESIA	2 060	135	88	RUSSIA	1 660	556	345
CHINA	400	79	49	SLOVENIA	2 060	665	437
SOUTH KOREA	490	61	41	MOROCCO	260	88	54
JAPAN	8 990	3 172	1 975	KENYA	64	47	30
EXPORTS	1 141 357	422 303	270 486	SOUTH AFRICA	123 128	108 922	68 768
FRANCE	86 267	32 293	20 596	USA	16 168	10 434	6 712
BELGIUM LUX	124 827	35 159	22 520	CANADA		137	86
NETHERLANDS	133 348	24 857	15 917	COLOMBIA	61	48	32
ITALY	224 456	62 536	39 889	PERU	5 661	4 572	2 892
UNT D KINGDOM	97 561	45 688	29 359	BRAZIL	25 203	17 544	11 028
IRELAND	67 438	5 467	3 470	CHILE	8 684	7 971	5 106
DENMARK	584	209	135	PARAGUAY	1 567	1 350	865
GREECE	30 022	19 610	12 681	URUGUAY	76 624	42 326	27 405
PORTUGAL	7 844	3 570	2 313	ARGENTINA	53 389	35 632	22 694
SPAIN	24 478	11 337	7 333	FAKLAND IS	102	85	52
CANARY IS	5 944	3 978	2 573	IRAN	476	1 627	1 021
NORWAY	179	76	49	PAKISTAN	3 285	804	511
SWEDEN	4 004	680	441	INDIA	169	143	87
FINLAND	4 162	1 706	1 101	MALAYSIA	156	58	39
SWITZERLAND	44 993	21 641	13 932	MONGOLIA	2 618	3 121	1 962
AUSTRIA	24 048	14 232	9 086	CHINA	9 716	32 365	20 478
YUGOSLAVIA	10 672	5 510	3 385	JAPAN	512	610	393
TURKEY	49 406	30 288	19 488	HONG KONG	184	659	405
SOVIET UNION	2 785	3 440	2 157	AUSTRALIA	570 192	459 982	291 720
POLAND	17 520	10 843	6 912	NEW ZEALAND	127 178	83 023	52 109
CZECHOSLOVA	12 858	7 121	4 563	EXPORTS	557 415	529 130	338 598
HUNGARY	13 040	7 188	4 617	FRANCE	28 156	21 064	13 405
ROMANIA	2 309	943	624	BELGIUM LUX	44 001	29 344	18 920
BULGARIA	16 613	10 138	6 661	NETHERLANDS	45 698	47 864	31 230
MOLDOVA	1 061	731	453	ITALY	173 161	158 533	100 819
RUSSIA	79	51	33	UNT D KINGDOM	21 155	20 978	13 392
YUGOSLAVIA	6 205	3 104	2 003	IRELAND	5 672	5 898	3 768
SLOVENIA	6 529	2 942	1 928	DENMARK	1 641	762	480
CROATIA	4 414	2 696	1 798	GREECE	7 367	7 907	5 070
MOROCCO	7 502	3 052	1 958	PORTUGAL	20 332	22 969	14 759
ALGERIA	1 587	405	259	SPAIN	1 334	1 577	985
TUNISIA	3 238	552	350	ICELAND	74	99	60
EGYPT	6 216	4 185	2 689	NORWAY	1 314	713	449
NIGERIA	234	105	68	SWEDEN	1 243	1 383	904
ZAIRE	859	778	490	FINLAND	985	612	398
BURUNDI	402	368	240	SWITZERLAND	55 489	66 857	42 596
ANGOLA	1 071	794	502	AUSTRIA	19 503	19 114	12 204
KENYA	1 056	690	447	YUGOSLAVIA	6 363	5 984	3 300
MADAGASCAR	707	324	204	TURKEY	9 910	12 644	8 150
ZIMBABWE	922	634	403	LATVIA	31	95	58
SOUTH AFRICA	14 475	7 672	4 929	LITHUANIA	454	571	353
USA	36 162	7 090	4 508	POLAND	18 599	10 432	6 711
CANADA	617	197	122	CZECHOSLOVA	17 039	16 805	10 704
MEXICO	428	168	107	HUNGARY	1 027	753	480
HAITI	571	330	227	ROMANIA	50	59	38
DOMINIC REP	407	240	146	BULGARIA	814	1 185	767
BRAZIL	1 979	1 223	774	RUSSIA	897	637	403
ARGENTINA	1 472	610	403	YUGOSLAVIA	1 072	1 094	680
SYRIA	4 658	3 786	2 454	SLOVENIA	7 398	5 955	3 917
IRAN	15 143	12 130	7 434	CROATIA	2 565	3 064	2 032
ISRAEL	9 121	4 489	2 835	MOROCCO	748	577	382
YEMEN	1 231	853	541	EGYPT	1 599	1 475	941
PAKISTAN	96	58	37	USA	2 944	1 410	906
INDIA	260	85	44	CANADA	288	399	258
BANGLADESH	180	102	70	MEXICO	227	186	117
THAILAND	2 391	1 537	1 029	BRAZIL	413	494	338
VIETNAM	498	304	205	LEBANON	474	457	301
PHILIPPINES	100	55	37	IRAN	1 877	2 754	1 846
JAPAN	925	575	377	ISRAEL	1 334	1 871	1 240
TAIWAN	1 473	250	155	INDIA	1 226	427	270
AUSTRALIA	625	295	186	BANGLADESH	585	439	266
NEW ZEALAND	357	145	91	VIETNAM	977	1 204	830
268 WOOL, OTHER ANIMAL HAIR				CHINA	26 034	25 501	16 630
IMPORTS	1 367 169	1 125 620	714 801	SOUTH KOREA	10 547	12 812	8 158
				JAPAN	11 637	12 083	7 412
				TAIWAN	935	785	483
				HONG KONG	1 942	1 643	1 017



6 IMPORTS AND EXPORTS (SPECIAL TRADE) BY GROUPS OF THE SITC-REV. III AND BY COUNTRIES OF PRODUCTION AND CONSUMPTION 1992

GROUP COUNTRY	DT = 100 KG	1 000 DM	1 000 \$	GROUP COUNTRY	DT = 100 KG	1 000 DM	1 000 \$
AUSTRALIA	159	208	138	JORDAN	15 861	3 554	2 283
269 WORN CLOTHING, TEXTL. ARTL				SAUDI ARABIA	5 608	891	571
IMPORTS	349 814	42 573	27 246	YEMEN	532	73	46
FRANCE	20 141	1 534	982	AFGHANISTAN	4 065	392	244
BELGIUM LUX	28 093	1 519	968	PAKISTAN	54 689	4 425	2 862
NETHERLANDS	100 351	11 177	7 176	INDIA	23 017	1 462	940
ITALY	34 023	2 307	1 467	INDONESIA	103	88	56
UNTD KINGDOM	10 022	684	438	MONGOLIA	210	61	38
DENMARK	7 332	747	481	JAPAN	724	141	89
GREECE	3 969	599	384	HONG KONG	7 449	922	589
PORTUGAL	922	218	139	AUSTRALIA	402	275	169
SPAIN	353	117	74	272 FERTILIZERS, CRUDE			
SWITZERLAND	6 261	764	485	IMPORTS	6 146 960	65 249	41 678
AUSTRIA	20 544	1 919	1 229	FRANCE	27 336	1 223	768
YUGOSLAVIA	964	76	45	BELGIUM LUX	274 296	5 139	3 302
TURKEY	670	50	34	NETHERLANDS	449 362	9 639	6 171
LATVIA	1 265	151	98	ITALY	16 417	688	432
POLAND	23 680	1 796	1 141	UNTD KINGDOM	1 489	159	96
CZECHOSLOVA	22 439	1 130	725	DENMARK	17 466	376	238
HUNGARY	6 180	521	331	NORWAY	352	93	59
SLOVENIA	259	47	30	SWITZERLAND	946	55	34
CROATIA	3 020	329	219	AUSTRIA	15 140	336	217
EGYPT	154	45	30	CZECHOSLOVA	13 518	325	208
USA	19 961	13 662	8 742	MOROCCO	1 268 699	10 708	6 804
IRAN	2 769	235	142	ALGERIA	286 706	1 734	1 111
PAKISTAN	908	327	210	SOUTH AFRICA	38 275	560	344
INDIA	931	503	324	USA	1 434 453	12 460	7 973
THAILAND	3 553	208	138	CHILE	31 966	1 635	1 054
JAPAN	501	136	87	SYRIA	188 563	1 498	945
HONG KONG	25 450	1 445	924	ISRAEL	1 539 153	13 560	8 686
AUSTRALIA	618	86	53	EXPORTS	1 036 312	31 181	19 849
EXPORTS	2 625 433	252 482	161 848	FRANCE	77 995	3 841	2 455
FRANCE	272 611	25 430	16 257	BELGIUM LUX	366 814	4 244	2 667
BELGIUM LUX	422 605	32 756	21 041	NETHERLANDS	206 555	7 156	4 561
NETHERLANDS	648 574	44 225	28 345	ITALY	47 927	3 190	2 017
ITALY	437 419	35 668	22 837	UNTD KINGDOM	125 774	1 435	928
UNTD KINGDOM	18 063	5 130	3 301	DENMARK	8 638	309	193
IRELAND	412	58	34	PORTUGAL	1 526	87	58
DENMARK	10 925	918	585	SPAIN	8 973	624	394
GREECE	4 200	768	488	NORWAY	1 741	161	103
PORTUGAL	1 388	195	124	SWEDEN	15 475	1 062	674
SPAIN	47 335	5 876	3 742	FINLAND	1 067	120	76
CEUTA MEL	23 302	3 922	2 509	SWITZERLAND	22 800	1 350	849
NORWAY	300	97	63	AUSTRIA	44 587	2 098	1 322
FINLAND	2 771	434	277	TURKEY	682	57	36
SWITZERLAND	11 830	1 316	842	POLAND	3 522	67	40
AUSTRIA	4 420	848	545	MOROCCO	2 300	156	103
LITHUANIA	647	165	106	ZIMBABWE	864	53	36
SOVIET UNION	9 532	1 176	719	SOUTH AFRICA	11 199	598	378
POLAND	259 788	20 214	12 911	USA	3 729	231	147
CZECHOSLOVA	61 582	5 634	3 629	IRAN	1 190	93	60
HUNGARY	37 949	4 885	3 105	SAUDI ARABIA	1 884	119	77
ROMANIA	7 045	1 106	701	OMAN	250	52	31
BULGARIA	638	137	89	MALAYSIA	1 025	70	45
ALBANIA	521	159	105	SINGAPORE	1 065	66	43
UKRAINE	1 552	600	394	PHILIPPINES	859	52	34
BELARUS	676	144	98	SOUTH KOREA	39 196	1 898	1 229
RUSSIA	18 011	4 576	2 969	JAPAN	9 596	534	346
TADJIKISTAN	150	178	113	TAIWAN	22 715	1 064	697
CROATIA	560	104	70	AUSTRALIA	2 438	133	84
MOROCCO	3 134	758	484	273 STONE, SAND AND GRAVEL			
TUNISIA	16 973	1 225	777	IMPORTS	301 613 426	785 557	505 929
EGYPT	2 410	552	352	FRANCE	83 827 767	134 581	86 583
MAURITANIA	1 028	309	200	BELGIUM LUX	6 931 085	27 582	17 717
NIGER	688	82	55	NETHERLANDS	12 314 461	33 729	21 681
GUIN BISSAU	492	117	79	ITALY	1 891 945	47 656	30 568
GUINEA	4 076	1 072	682	UNTD KINGDOM	16 768 447	29 812	19 237
SIERRA LEONE	1 783	409	263	IRELAND	4 035 554	9 942	6 414
LIBERIA	488	98	65	DENMARK	20 884 788	38 950	25 208
GHANA	21 629	4 959	3 171	GREECE	33 847	2 406	1 546
TOGO	33 943	8 162	5 278	PORTUGAL	212 459	8 603	5 544
BENIN	15 145	3 280	2 117	SPAIN	178 484	6 911	4 501
NIGERIA	16 355	4 115	2 645	NORWAY	41 484 220	107 072	69 188
CAMEROON	2 387	953	615	SWEDEN	9 331 287	41 087	26 309
EQUAT GUINEA	1 689	257	169	FINLAND	1 257 340	9 832	6 362
GABON	2 242	671	434	SWITZERLAND	292 755	6 619	4 258
CONGO	1 067	249	161	AUSTRIA	15 685 623	71 023	45 679
ANGOLA	1 067	485	316	YUGOSLAVIA	14 434	546	335
KENYA	2 198	414	266	TURKEY	29 584	1 658	1 069
TANZANIA	1 083	213	134	ESTONIA	70 630	116	81
MOZAMBIQUE	136	140	85	LATVIA	128 359	248	159
ZAMBIA	484	118	73	LITHUANIA	941 810	1 567	1 020
SOUTH AFRICA	5 836	844	529	SOVIET UNION	250 471	509	309
USA	14 224	3 509	2 266	POLAND	53 290 324	92 107	59 240
CANADA	218	111	68	CZECHOSLOVA	29 314 549	48 619	31 454
CHILE	33 624	6 029	3 886	HUNGARY	10 442	276	176
BOLIVIA	253	59	40	ROMANIA	1 922	105	67
URUGUAY	180	57	36	BULGARIA	32 147	522	333
CYPRUS	1 468	158	100	UKRAINE	1 368	229	150
LEBANON	15 872	3 368	2 160				
SYRIA	170	56	35				
IRAN	563	54	36				



## 6 IMPORTS AND EXPORTS (SPECIAL TRADE) BY GROUPS OF THE SITC-REV. III AND BY COUNTRIES OF PRODUCTION AND CONSUMPTION 1992

GROUP COUNTRY	DT = 100 KG	1 000 DM	1 000 \$	GROUP COUNTRY	DT = 100 KG	1 000 DM	1 000 \$
RUSSIA	590 094	1 232	810	USA	649	60	39
YUGOSLAVIA	7 463	467	302	CANADA	84 626	889	562
SLOVENIA	2 365	164	108	EXPORTS	8 101 824	102 258	65 161
MOROCCO	11 239	130	89	FRANCE	1 312 944	18 164	11 473
MOZAMBIQUE	1 275	52	33	BELGIUM LUX	1 187 141	13 227	8 525
ZIMBABWE	1 806	99	63	NETHERLANDS	1 932 272	14 818	9 507
SOUTH AFRICA	294 916	10 806	6 954	ITALY	6 302	339	215
NAMIBIA	4 878	202	126	UNITED KINGDOM	1 056 362	12 401	7 912
USA	65 421	13 408	8 556	IRELAND	2 056	141	90
CANADA	3 065	142	90	DENMARK	268 746	4 102	2 612
BRAZIL	223 240	10 349	6 619	GREECE	129 200	1 855	1 176
ARGENTINA	639	43	30	SPAIN	2 099	629	388
ISRAEL	211	116	72	SWEDEN	33 758	604	372
INDIA	544 710	24 174	15 670	FINLAND	2 258	143	91
SRI LANKA	2 355	102	70	SWITZERLAND	313 818	5 313	3 359
PHILIPPINES	2 786	115	72	AUSTRIA	313 227	4 215	2 700
CHINA	8 537	607	390	YUGOSLAVIA	151 642	1 679	1 015
JAPAN	153	70	43	TURKEY	850	153	97
HONG KONG	9 246	140	87	POLAND	119 781	1 137	754
AUSTRALIA	18 123	612	404	CZECHOSLOVAKIA	607 101	9 187	5 861
EXPORTS	259 966 535	499 756	320 707	SLOVENIA	81 006	922	616
FRANCE	5 829 006	18 160	11 657	MOROCCO	655	63	40
BELGIUM LUX	32 420 068	60 938	39 210	TUNISIA	509 520	6 344	3 967
NETHERLANDS	176 482 390	263 989	169 098	EGYPT	1 690	107	68
ITALY	3 506 175	20 589	13 203	NIGERIA	3 810	194	125
UNITED KINGDOM	1 224 971	5 402	3 440	ETHIOPIA	12 494	433	274
IRELAND	10 580	189	128	KENYA	4 540	391	248
DENMARK	941 982	9 873	6 335	TANZANIA	1 160	54	36
GREECE	17 962	586	378	SOUTH AFRICA	3 717	925	591
PORTUGAL	68 149	2 291	1 476	MEXICO	1 046	185	117
SPAIN	38 559	1 265	807	NICARAGUA	3 140	146	92
ICELAND	8 455	175	110	PARAGUAY	1 500	65	43
NORWAY	439 288	1 664	1 066	SYRIA	1 010	66	41
SWEDEN	259 868	4 337	2 778	IRAN	320	76	49
FINLAND	58 485	1 273	817	ISRAEL	2 579	165	106
SWITZERLAND	26 648 237	55 367	35 653	PAKISTAN	760	49	33
AUSTRIA	10 514 453	24 539	15 800	INDIA	3 595	1 100	712
YUGOSLAVIA	63 994	827	509	THAILAND	4 607	1 068	686
TURKEY	17 066	573	369	INDONESIA	2 751	595	387
SOVIET UNION	16 566	494	304	MALAYSIA	8 015	422	281
POLAND	295 419	2 835	1 834	JAPAN	605	359	44
CZECHOSLOVAKIA	232 475	4 020	2 588	HONG KONG	8 934		231
HUNGARY	294 183	3 955	2 559				
BULGARIA	2 951	65	39	277 NATURAL ABRASIVES, NES			
RUSSIA	34 495	870	563	IMPORTS	990 049	146 586	93 463
YUGOSLAVIA	48 470	503	324	FRANCE	6 271	1 850	1 197
SLOVENIA	16 170	263	173	BELGIUM LUX	531	4 054	2 580
CROATIA	12 768	332	216	NETHERLANDS	4 940	1 269	806
EGYPT	10 309	348	225	ITALY	54 390	4 614	2 928
GHANA	2 275	76	49	UNITED KINGDOM	417	3 341	2 128
NIGERIA	8 809	108	69	IRELAND	52	73 924	47 063
CAMEROON	66	53	37	DENMARK	836	263	169
KENYA	5 537	130	83	GREECE	792 418	4 112	2 666
SOUTH AFRICA	69 844	1 845	1 187	SPAIN	9 531	432	277
USA	14 367	483	307	ICELAND	13 827	104	70
MEXICO	2 703	126	80	SWITZERLAND	7	3 147	2 008
CUBA	3 330	172	108	AUSTRIA	3 449	55	36
CHILE	8 800	198	128	TURKEY	41 173	1 107	717
URUGUAY	7 756	186	122	SOVIET UNION		71	43
CYPRUS	2 693	52	32	CZECHOSLOVAKIA	1 036	122	76
IRAN	11 769	690	441	HUNGARY	1 140	214	141
ISRAEL	42 495	1 472	959	UKRAINE	1 998	160	106
SAUDI ARABIA	14 449	357	231	RUSSIA		298	196
KUWAIT	3 440	183	118	SLOVENIA	880	96	63
BANGLADESH	6 022	201	131	SIERRA LEONE		111	72
SRI LANKA	7 670	198	127	LIBERIA		190	118
THAILAND	24 102	966	631	GHANA		1 916	1 211
INDONESIA	38 598	810	524	ZAIRE		1 496	950
MALAYSIA	25 636	678	438	ZIMBABWE	7 969	191	116
BRUNEI	4 420	356	226	SOUTH AFRICA	635	5 770	3 690
SINGAPORE	15 719	588	387	USA	16 717	33 123	21 120
PHILIPPINES	36 155	747	477	CANADA	3 725	783	498
SOUTH KOREA	5 967	456	306	INDIA	13 829	406	263
JAPAN	5 817	227	149	CHINA	6 216	340	220
TAIWAN	3 531	110	71	SOUTH KOREA		62	40
HONG KONG	13 935	1 174	787	JAPAN	495	285	187
AUSTRALIA	6 371	287	188	HONG KONG		1 115	697
NEW ZEALAND	5 598	68	45	AUSTRALIA	7 081	1 376	888
274 SULPHUR, UNRSTD. IRON PYRS				EXPORTS	3 919 413	82 532	52 756
IMPORTS	1 412 332	13 827	8 813	FRANCE	30 469	4 821	3 118
FRANCE	13 450	283	181	BELGIUM LUX	95 331	1 770	1 152
BELGIUM LUX	4 202	122	78	NETHERLANDS	3 627 103	7 723	4 948
NETHERLANDS	68 793	977	618	ITALY	2 018	571	357
ITALY	18 339	1 876	1 204	UNITED KINGDOM	340	1 330	844
UNITED KINGDOM	3 545	381	238	IRELAND	148	2 181	1 409
DENMARK	58 007	294	186	DENMARK	20 317	608	385
NORWAY	19 200	153	100	GREECE	65	9 493	6 065
FINLAND	1 017 325	6 299	4 299	PORTUGAL	342	3 165	2 039
SWITZERLAND	117 085	1 754	1 084	SPAIN	1 064	1 154	737
AUSTRIA	790	80	51	SWEDEN	468	756	484
POLAND	4 374	94	64	SWITZERLAND	124 850	7 113	4 530
CZECHOSLOVAKIA	108	59	37				



## 6 IMPORTS AND EXPORTS (SPECIAL TRADE) BY GROUPS OF THE SITC-REV. III AND BY COUNTRIES OF PRODUCTION AND CONSUMPTION 1992

GROUP COUNTRY	DT = 100 KG	1 000 DM	1 000 \$	GROUP COUNTRY	DT = 100 KG	1 000 DM	1 000 \$
AUSTRIA	8 435	15 965	10 193	VATICAN CITY	120	49	34
YUGOSLAVIA	93	62	37	MALTA	2 692	87	53
TURKEY	66	807	515	YUGOSLAVIA	86 256	3 343	2 056
POLAND	3 184	293	191	TURKEY	114 338	4 962	3 172
CZECHOSLOVA	548	266	165	LITHUANIA	466	140	96
HUNGARY	133	1 075	688	SOVIET UNION	9 115	166	102
SOUTH AFRICA	2	957	615	POLAND	314 800	7 782	4 984
USA	407	14 200	9 060	CZECHOSLOVA	5 607 852	29 395	18 704
CANADA		263	169	HUNGARY	150 700	4 482	2 877
BRAZIL	101	857	548	ROMANIA	67 881	1 632	1 071
IRAN	5	259	158	BULGARIA	2 914	232	146
ISRAEL	354	2 098	1 325	RUSSIA	27 735	469	303
PAKISTAN	17	61	40	YUGOSLAVIA	46 843	2 523	1 623
INDIA	28	1 660	1 046	SLOVENIA	45 302	1 358	890
THAILAND	120	233	150	CROATIA	82 215	1 803	1 191
SOUTH KOREA	1	1 801	1 150	MOROCCO	27 194	922	588
JAPAN	61	387	247	ALGERIA	11 703	367	241
HONG KONG		289	193	TUNISIA	5 681	300	185
				LIBYA	81 203	2 256	1 444
278 OTHER CRUDE MINERALS				EGYPT	11 949	886	558
IMPORTS	79 677 996	1 307 601	838 572	SUDAN	875	58	39
FRANCE	11 490 333	131 564	84 355	LIBERIA	33 241	717	468
BELGIUM LUX	7 112 024	50 761	32 456	CTE D IVOIRE	18 865	635	419
NETHERLANDS	14 488 711	152 521	97 880	GHANA	6 053	256	167
ITALY	1 218 946	47 327	30 636	TOGO	1 642	77	51
UNITED KINGDOM	6 874 706	143 366	91 909	NIGERIA	36 780	763	496
IRELAND	217 917	16 216	10 373	CAMEROON	2 629	51	32
DENMARK	1 278 694	12 285	7 962	GABON	23 746	682	439
GREECE	3 087 927	42 574	27 150	CONGO	50 244	1 302	827
PORTUGAL	3 977	234	152	ANGOLA	2 812	53	36
SPAIN	2 085 328	45 995	29 420	KENYA	6 153	150	97
ICELAND	12 747	781	504	REUNION	18 333	477	301
NORWAY	8 061 348	46 827	30 063	ZIMBABWE	264	48	30
SWEDEN	73 574	1 630	1 062	MALAWI	10 220	253	173
FINLAND	718 877	24 039	15 439	SOUTH AFRICA	55 676	2 691	1 739
SWITZERLAND	1 311 894	4 181	2 713	SWAZILAND	132	70	43
AUSTRIA	3 475 393	64 401	41 370	USA	1 599 299	4 208	2 687
YUGOSLAVIA	44 235	1 020	628	CANADA	56 421	499	318
TURKEY	1 292 823	46 714	29 912	MEXICO	23 363	862	548
LITHUANIA	5	167	109	GUATEMALA	1 113	51	31
SOVIET UNION	34 108	867	525	HONDURAS	32 826	1 145	726
POLAND	481 752	5 880	3 742	EL SALVADOR	6 461	84	56
CZECHOSLOVA	3 688 552	55 588	35 617	COSTA RICA	1 869	78	48
HUNGARY	183 708	3 230	2 081	PANAMA	11 597	298	191
ROMANIA	5 086	105	69	CUBA	792	47	30
BULGARIA	93 983	1 530	989	GUADELOUPE	8 593	237	148
RUSSIA	34 447	1 135	737	MARTINIQUE	17 751	623	398
SLOVENIA	13 070	160	108	NETH ANTILL	3 815	186	115
CROATIA	42 106	592	399	COLOMBIA	11 542	276	179
MOROCCO	103 806	1 801	1 162	VENEZUELA	25 228	1 968	1 284
TUNISIA	47 822	581	408	SURINAME	7 700	109	69
EGYPT	75	55	36	FRENCH GUIAN	4 848	158	100
KENYA	143 483	2 445	1 573	ECUADOR	9 483	139	89
MADAGASCAR	38 011	6 615	4 258	PERU	7 228	259	168
ZIMBABWE	114 485	6 721	4 291	BRAZIL	5 345	538	344
SOUTH AFRICA	2 351 816	88 118	56 518	CHILE	53 860	448	284
NAMIBIA	38 556	634	421	URUGUAY	31 967	285	183
USA	2 444 621	100 758	64 368	ARGENTINA	10 453	1 195	764
CANADA	86 022	10 407	6 626	CYPRUS	3 574	187	121
MEXICO	323 521	14 165	9 018	LEBANON	8 632	317	199
TRINIDAD TOB	93 270	3 215	2 122	SYRIA	1 477	92	59
GUYANA	3 035	123	78	IRAN	136 148	4 504	2 858
PERU	1 926	123	79	ISRAEL	38 818	1 859	1 187
BRAZIL	1 234 320	38 683	24 806	JORDAN	6 431	89	56
CYPRUS	73 952	869	565	SAUDI ARABIA	93 373	2 460	1 568
ISRAEL	96 164	8 698	5 486	BAHRAIN	4 233	53	34
INDIA	292 176	7 118	4 570	ARAB EMIRAT	2 103	168	107
SRI LANKA	3 179	572	369	YEMEN	674	43	30
THAILAND	93 160	4 792	3 110	PAKISTAN	9 787	597	379
CHINA	3 428 357	65 012	41 736	INDIA	7 793	976	625
NORTH KOREA	825 117	18 598	11 973	BANGLADESH	8 962	110	71
SOUTH KOREA	16 812	804	501	SRI LANKA	5 116	107	66
JAPAN	100 332	11 731	7 516	THAILAND	9 119	918	585
TAIWAN	149	70	45	VIETNAM	904	106	70
AUSTRALIA	290 419	12 877	8 376	INDONESIA	159 062	3 346	2 156
EXPORTS	122 317 294	885 688	567 142	MALAYSIA	625 450	10 083	6 468
FRANCE	22 565 485	153 249	97 847	SINGAPORE	714 848	11 913	7 654
BELGIUM LUX	21 228 671	82 856	52 971	PHILIPPINES	142 876	2 061	1 327
NETHERLANDS	32 037 392	111 355	71 433	CHINA	726	173	112
ITALY	17 439 951	172 572	110 474	SOUTH KOREA	24 424	1 925	1 242
UNITED KINGDOM	1 082 225	18 456	11 800	JAPAN	88 525	3 933	2 521
IRELAND	307 699	3 747	2 401	TAIWAN	27 440	2 948	1 873
DENMARK	1 942 512	16 736	10 699	HONG KONG	69 609	1 280	828
GREECE	54 030	1 957	1 249	AUSTRALIA	51 209	2 019	1 294
PORTUGAL	46 657	3 116	2 012	PAPUA NEW G	31 822	927	588
SPAIN	899 486	20 121	12 826	NEW ZEALAND	32 424	1 144	730
CANARY IS	3 889	47	31	N ZEAL OCEAN	2 200	54	36
ICELAND	71 014	636	410	FIJI	30 934	898	571
NORWAY	1 035 408	11 286	7 247	WEST SAMOA	7 450	112	72
SWEDEN	4 720 267	37 791	24 272	281 IRON ORE, CONCENTRATES			
FINLAND	1 978 866	20 776	13 347	IMPORTS	414 744 539	2 223 723	1 425 650
SWITZERLAND	2 907 069	32 870	21 191	BELGIUM LUX	72 281	163	99
AUSTRIA	2 723 077	56 923	36 586	UNITED KINGDOM	7 048	196	125
				DENMARK	14 440	110	74



## 6 IMPORTS AND EXPORTS (SPECIAL TRADE) BY GROUPS OF THE SITC-REV. III AND BY COUNTRIES OF PRODUCTION AND CONSUMPTION 1992

GROUP COUNTRY	DT = 100 KG	1 000 DM	1 000 \$	GROUP COUNTRY	DT = 100 KG	1 000 DM	1 000 \$
NORWAY	13 747 215	76 966	49 408	SLOVENIA	135 055	1 391	925
SWEDEN	60 018 532	340 328	218 372	CROATIA	16 694	575	388
SOVIET UNION	581 134	2 633	1 620	EGYPT	251 376	3 488	2 346
POLAND	14 243	82	55	USA	2 525	464	289
RUSSIA	1 633 922	7 092	4 661	BRAZIL	176 010	2 309	1 467
TUNISIA	45 131	1 190	760	ARGENTINA	180 063	2 435	1 547
MAURITANIA	3 456 150	17 045	10 851	SYRIA	5 208	208	139
LIBERIA	2 241 834	8 478	5 312	JORDAN	3 115	45	30
SOUTH AFRICA	6 589 710	26 005	16 481	KUWAIT	1 856	53	33
USA	11 895	91	58	PAKISTAN	6 646	171	109
CANADA	69 020 249	376 539	242 570	INDIA	603 603	8 323	5 490
TRINIDAD TOB	536 222	2 030	1 370	THAILAND	2 378	47	32
VENEZUELA	5 622 143	26 877	16 960	INDONESIA	137 577	1 639	1 037
BRAZIL	182 985 084	980 426	628 334	SINGAPORE	3 001	91	55
CHILE	10 990 480	77 017	49 500	SOUTH KOREA	59 443	7 300	4 628
CHINA	10 957	121	76	TAIWAN	637 333	8 459	5 214
AUSTRALIA	57 143 095	280 295	178 938				
EXPORTS	865 510	4 124	2 636	283 COPPER ORES, CONCENTRATES			
FRANCE	253 534	895	578	IMPORTS	5 996 001	553 668	354 669
BELGIUM LUX	295 094	1 083	695	FRANCE	17 601	1 513	938
NETHERLANDS	11 318	48	31	BELGIUM LUX	90 121	10 972	6 838
ITALY	3 607	84	53	ITALY	448	124	85
SWITZERLAND	129 332	351	227	PORTUGAL	1 640 581	98 352	63 494
AUSTRIA	156 494	1 467	926	NORWAY	203 101	12 775	8 256
YUGOSLAVIA	2 000	90	54	SWEDEN	116 200	8 392	5 482
				FINLAND	52 277	4 168	2 664
282 FERROUS WASTE AND SCRAP				SOVIET UNION	30 590	1 690	1 043
IMPORTS	8 115 007	251 297	160 674	HUNGARY	312	182	115
FRANCE	2 447 426	43 552	27 927	MOROCCO	107 546	12 409	8 029
BELGIUM LUX	653 358	12 887	8 249	SOUTH AFRICA	1 466	709	458
NETHERLANDS	1 749 952	39 088	24 890	USA	304 529	24 361	15 615
ITALY	39 124	5 898	3 712	CHILE	1 745 030	195 238	124 003
UNITED KINGDOM	115 503	4 985	3 199	CYPRUS	3 200	281	181
DENMARK	897 003	15 316	9 787	INDONESIA	241 129	23 637	15 017
GREECE	4 131	472	301	AUSTRALIA	85 188	9 198	5 843
SPAIN	22 440	2 054	1 294	PAPUA NEW G	1 356 537	149 585	96 558
NORWAY	67 507	4 427	2 838	EXPORTS	83 340	8 191	5 264
SWEDEN	99 252	12 297	7 858	ITALY	1 290	191	127
FINLAND	5 496	656	437	SWEDEN	81 519	7 908	5 081
SWITZERLAND	111 921	9 793	6 235	284 NICKEL ORES, CONCENTR, MATTE			
AUSTRIA	204 092	14 074	9 072	IMPORTS	165 612	158 095	101 320
YUGOSLAVIA	4 588	449	274	NETHERLANDS	290	291	193
TURKEY	56 524	6 995	4 463	UNITED KINGDOM	209	311	188
ESTONIA	12 938	1 040	709	LITHUANIA	100	59	40
LATVIA	1 234	162	108	SOVIET UNION	141	160	102
LITHUANIA	32 660	2 789	1 809	BULGARIA	168	144	89
SOVIET UNION	85 870	10 041	6 151	USA	22	48	31
POLAND	948 456	24 240	15 521	CANADA	13 400	15 765	10 132
CZECHOSLOVAKIA	174 506	12 166	7 749	AUSTRALIA	151 237	141 258	90 504
HUNGARY	37 090	4 107	2 617	EXPORTS	57	45	28
BULGARIA	44 339	4 625	2 983	285 ALUMINIUM ORE, CONCENTR, ETC			
UKRAINE	1 326	65	43	IMPORTS	33 061 471	441 140	283 310
BELARUS	23 246	2 374	1 562	FRANCE	144 245	13 663	8 733
RUSSIA	97 958	9 437	6 181	BELGIUM LUX	2 619	94	61
YUGOSLAVIA	2 990	282	181	NETHERLANDS	185 265	24 231	15 431
SLOVENIA	14 707	1 765	1 117	ITALY	1 663 194	54 874	35 296
BOS HERZEGOV	951	61	40	UNITED KINGDOM	17 621	2 934	1 882
EGYPT	2 928	364	227	IRELAND	474 221	16 810	10 664
MOZAMBIQUE	409	55	34	GREECE	119 563	817	563
SOUTH AFRICA	4 589	518	345	SPAIN	705 994	24 495	16 056
SWAZILAND	594	72	44	SWITZERLAND	602	429	274
USA	127 766	2 941	1 915	AUSTRIA	4 327	378	245
CANADA	10 048	118	75	SOVIET UNION	1 152	65	40
BRAZIL	1 129	99	61	CZECHOSLOVAKIA	39 666	1 564	1 017
ARGENTINA	1 332	186	118	HUNGARY	50 042	2 055	1 325
ISRAEL	677	85	43	GUINEA	7 711 464	47 082	30 516
THAILAND	2 667	329	220	SIERRA LEONE	4 181 949	24 471	15 715
AUSTRALIA	2 965	199	125	GHANA	462 001	2 842	1 942
EXPORTS	84 411 467	1 370 586	879 839	SOUTH AFRICA	14 757	526	351
FRANCE	5 825 699	91 369	58 719	USA	14 896	7 693	4 969
BELGIUM LUX	9 311 751	225 981	145 032	CANADA	5 159	861	558
NETHERLANDS	19 867 105	302 445	194 174	JAMAICA	1 355 929	46 717	29 379
ITALY	27 475 471	396 541	254 674	GUYANA	187 000	5 397	3 461
UNITED KINGDOM	151 171	7 291	4 814	SURINAME	415 498	14 711	9 559
IRELAND	495 393	7 004	4 501	BRAZIL	1 026 468	5 878	3 968
DENMARK	565 045	4 998	3 176	CHINA	1 313 308	18 631	11 952
GREECE	915 977	12 857	8 221	JAPAN	4 049	3 907	2 530
PORTUGAL	6 464	181	114	AUSTRALIA	12 959 855	119 932	76 772
SPAIN	5 727 888	79 420	51 207	EXPORTS	2 431 624	201 795	129 117
NORWAY	849 737	10 052	6 366	FRANCE	159 657	13 729	8 792
SWEDEN	714 381	70 163	44 650	BELGIUM LUX	120 261	9 656	6 189
FINLAND	69 668	8 877	5 585	NETHERLANDS	146 546	5 756	3 636
SWITZERLAND	2 061 410	30 870	19 626	ITALY	519 357	58 399	37 378
AUSTRIA	412 265	7 403	4 742	UNITED KINGDOM	112 856	11 176	7 150
YUGOSLAVIA	4 608	92	56				
TURKEY	4 317 019	57 978	37 435				
POLAND	6 451	144	92				
CZECHOSLOVAKIA	3 399 843	19 472	12 632				
HUNGARY	2 395	94	60				
RUSSIA	1 627	94	60				
YUGOSLAVIA	5 022	138	87				



## 6 IMPORTS AND EXPORTS (SPECIAL TRADE) BY GROUPS OF THE SITC-REV. III AND BY COUNTRIES OF PRODUCTION AND CONSUMPTION 1992

GROUP COUNTRY	DT = 100 KG	1 000 DM	1 000 \$	GROUP COUNTRY	DT = 100 KG	1 000 DM	1 000 \$
DENMARK	7 845	532	342	FRANCE	50 181	1 805	1 149
GREECE	1 151	178	117	BELGIUM LUX	47 446	2 735	1 686
PORTUGAL	6 336	716	459	NETHERLANDS	86 294	5 727	3 619
SPAIN	67 842	8 500	5 428	ITALY	17 795	1 130	722
NORWAY	18 226	784	491	UNITD KINGDOM	1 887	208	132
SWEDEN	13 894	1 653	1 096	DENMARK	9 117	393	251
FINLAND	3 842	550	352	SPAIN	23 113	1 370	870
SWITZERLAND	17 902	3 657	2 334	NORWAY	20 548	109	66
AUSTRIA	734 283	33 394	21 169	SWEDEN	327 313	18 583	11 671
YUGOSLAVIA	5 896	770	476	FINLAND	24 583	1 389	956
TURKEY	12 690	1 737	1 124	SWITZERLAND	4 099	233	148
POLAND	112 905	4 224	2 800	AUSTRIA	32 347	4 277	2 720
CZECHOSLOVA	40 078	1 366	872	YUGOSLAVIA	2 063	156	97
HUNGARY	47 571	875	559	POLAND	139 175	2 242	1 404
ROMANIA	7 861	1 346	853	CZECHOSLOVA	59 462	1 977	1 259
BULGARIA	7 355	614	409	HUNGARY	3 054	292	192
UKRAINE	672	153	102	BULGARIA	38 005	1 491	1 009
RUSSIA	100 001	3 135	2 166	YUGOSLAVIA	823	100	63
YUGOSLAVIA	8 852	842	545	SLOVENIA	1 480	90	58
SLOVENIA	2 381	342	226	CROATIA	1 732	111	73
EGYPT	2 700	286	176	USA	1 375	3 968	2 523
SOUTH AFRICA	5 107	1 384	891	PAKISTAN	1 260	91	59
USA	63 640	18 986	12 093	INDIA	374	319	206
CANADA	3 303	1 915	1 210	BANGLADESH	840	65	42
MEXICO	7 700	587	374	INDONESIA	7 045	483	318
COLOMBIA	1 073	148	97	JAPAN	4 620	358	229
VENEZUELA	23 342	1 700	1 100				
SURINAME	40	68	46				
BRAZIL	7 425	1 382	877	288 NON-FERROUS WASTE, SCRAP			
ARGENTINA	3 290	484	310	IMPORTS	11 649 906	2 047 539	1 317 519
IRAN	2 185	205	131	FRANCE	808 174	203 521	130 605
ISRAEL	2 357	370	239	BELGIUM LUX	637 057	80 833	51 630
SAUDI ARABIA	1 215	142	92	NETHERLANDS	1 754 267	206 027	132 430
KUWAIT	1 185	934	624	ITALY	359 744	62 627	40 108
INDIA	6 689	867	545	UNITD KINGDOM	367 825	84 977	54 961
THAILAND	1 853	320	204	IRELAND	15 311	4 566	2 896
MALAYSIA	1 521	163	107	DENMARK	341 921	63 141	40 316
SOUTH KOREA	774	137	88	GREECE	25 854	3 255	2 090
JAPAN	9 808	5 549	3 558	PORTUGAL	9 497	4 113	2 675
TAIWAN	1 664	721	450	SPAIN	108 816	24 148	15 501
HONG KONG	2 656	497	320	ICELAND	2 826	249	160
AUSTRALIA	3 354	447	297	NORWAY	376 504	33 863	21 981
NEW ZEALAND	425	76	49	SWEDEN	185 652	45 735	29 543
				FINLAND	70 533	20 759	13 188
286 URANIUM, THORIUM ORES, ETC				SWITZERLAND	462 879	80 355	51 412
EXPORTS		1	1	AUSTRIA	403 553	61 411	39 236
				GIBRALTAR	1 076	455	289
287 ORE, CONCENTR. BASE METALS				MALTA	657	153	97
IMPORTS	18 965 169	655 050	420 499	YUGOSLAVIA	11 860	4 700	2 888
FRANCE	6 744	628	411	TURKEY	3 371	582	378
BELGIUM LUX	33 134	15 417	9 818	ESTONIA	143 330	36 077	23 182
NETHERLANDS	30 542	8 421	5 471	LATVIA	169 826	41 786	27 121
UNITD KINGDOM	6 412	3 405	2 180	LITHUANIA	606 908	159 961	104 339
IRELAND	536 398	19 155	12 567	SOVIET UNION	187 391	38 748	23 840
GREECE	33 492	1 250	772	POLAND	875 458	210 483	134 581
PORTUGAL	35 655	1 413	874	CZECHOSLOVA	395 909	75 690	48 564
SPAIN	57 320	794	493	HUNGARY	196 780	37 021	24 005
NORWAY	2 289 980	29 372	18 814	ROMANIA	1 890	204	134
SWEDEN	643 675	28 004	18 160	BULGARIA	47 740	12 183	7 834
FINLAND	31 683	1 036	699	UKRAINE	23 475	3 855	2 541
AUSTRIA	302 909	18 088	11 586	BELARUS	65 869	16 896	10 959
YUGOSLAVIA	220	75	45	MOLDOVA	8 150	1 784	1 162
TURKEY	561 092	12 806	8 132	RUSSIA	554 934	140 221	92 052
POLAND	188 944	4 617	2 923	GEORGIA	7 547	2 658	1 792
CZECHOSLOVA	51 893	1 452	941	ARMENIA	722	155	105
ALBANIA	105 654	1 747	1 109	AZERBAIJAN	2 907	722	487
RUSSIA	200	125	84	KAZAKHSTAN	16 950	4 504	2 936
MOROCCO	78 015	3 966	2 562	TURKMENISTAN	268	71	49
EGYPT	128 158	1 106	668	UZBEKISTAN	1 188	311	209
SIERRA LEONE	40 733	2 665	1 722	KYRGYZSTAN	3 077	329	214
NIGERIA	1 011	660	415	YUGOSLAVIA	3 449	629	405
GABON	311 030	7 761	5 054	SLOVENIA	10 133	1 100	725
ZAIRE	10 451	5 111	3 219	CROATIA	5 632	9 192	5 996
BURUNDI	640	755	474	MOROCCO	14 650	3 984	2 638
SOUTH AFRICA	3 639 196	87 034	55 587	ALGERIA	723	3 154	2 003
USA	1 111 370	58 650	37 321	TUNISIA	6 372	1 570	1 003
CANADA	4 734 093	180 755	117 106	EGYPT	7 495	2 650	1 707
MEXICO	216 735	10 896	7 017	SUDAN	1 020	229	155
HONDURAS	203 149	9 996	6 274	SENEGAL	180	54	34
CUBA	12 134	266	164	SIERRA LEONE	486	141	90
GUYANA	14 018	255	157	LIBERIA	890	74	45
PERU	601 777	30 157	19 464	CTE D IVOIRE	205	61	41
BRAZIL	28 948	419	271	GHANA	2 776	654	404
CHILE	12 274	5 832	3 734	Togo	1 194	326	211
BOLIVIA	90 762	4 548	2 943	NIGERIA	6 768	4 471	3 026
INDIA	157 407	3 932	2 368	GABON	175	53	35
SRI LANKA	399 951	4 629	3 098	ZAIRE	35	132	80
THAILAND	14 827	545	328	ANGOLA	636	84	56
MALAYSIA	1 267	75	47	KENYA	1 175	311	199
PHILIPPINES	227 313	3 732	2 543	TANZANIA	544	405	269
CHINA	3 695	1 201	793	ZAMBIA	259	77	47
AUSTRALIA	2 009 190	82 193	52 028	ZIMBABWE	11 869	4 069	2 629
EXPORTS	908 787	49 926	31 664	SOUTH AFRICA	67 224	42 101	27 110
				USA	81 676	69 382	43 946
				CANADA	1 845 495	84 465	54 351
				MEXICO	3 465	2 228	1 391



## 6 IMPORTS AND EXPORTS (SPECIAL TRADE) BY GROUPS OF THE SITC-REV. III AND BY COUNTRIES OF PRODUCTION AND CONSUMPTION 1992

GROUP COUNTRY	DT = 100 KG	1 000 DM	1 000 \$	GROUP COUNTRY	DT = 100 KG	1 000 DM	1 000 \$
VENEZUELA	8 251	1 536	976	POLAND	442	5 700	3 556
BRAZIL	1 539	87	57	CZECHOSLOVA	2 445	24 539	15 576
CYPRUS	1 282	123	77	HUNGARY	4	5 140	3 282
LEBANON	824	187	111	BULGARIA	461	6 333	4 166
ISRAEL	53 826	13 216	8 583	UKRAINE	7	115	73
JORDAN	4 210	824	527	BELARUS	117	1 706	1 176
SAUDI ARABIA	26 138	10 253	6 859	RUSSIA	118	1 822	1 219
BAHRAIN	2 654	614	410	YUGOSLAVIA	1	292	186
ARAB EMIRAT	5 587	1 217	798	SLOVENIA	12	6 077	4 040
YEMEN	594	94	58	CROATIA	1	235	159
INDIA	406	144	87	TUNISIA	1	2 147	1 364
THAILAND	410	628	398	EGYPT	3	12 502	7 854
MALAYSIA	208	120	76	NIGERIA	4	69	42
SINGAPORE	1 661	1 622	1 028	MAURITIUS	3	285	168
PHILIPPINES	188	51	34	ZIMBABWE	4	3 452	2 225
CHINA	973	252	174	SOUTH AFRICA	150	90 401	56 568
SOUTH KOREA	121	851	574	USA	6 752	141 236	89 587
JAPAN	12 256	9 242	5 904	CANADA	1 319	8 515	5 555
TAIWAN	568	102	64	MEXICO	2	2 587	1 726
HONG KONG	11 804	3 035	1 989	COLOMBIA	2	273	171
AUSTRALIA	118 519	2 112	1 314	BRAZIL	2	122	75
NEW ZEALAND	3 647	267	170	CHILE	120	21 749	13 871
EXPORTS	8 571 214	1 261 597	808 735	BOLIVIA	182	16 489	10 618
FRANCE	1 435 118	134 538	86 179	IRAN	12	1 527	986
BELGIUM LUX	1 689 927	258 714	166 484	ISRAEL	8	84	53
NETHERLANDS	1 459 687	203 290	130 222	SAUDI ARABIA	8	136	86
ITALY	1 601 724	268 406	171 838	PAKISTAN	2	2 069	1 396
UNTD KINGDOM	190 839	36 415	23 446	MALAYSIA	13	611	399
IRELAND	4 128	599	393	SINGAPORE	31	4 681	3 214
DENMARK	110 544	14 232	9 146	PHILIPPINES	126	1 664	1 049
GREECE	660	130	83	NORTH KOREA	105	105	67
PORTUGAL	1 561	337	218	SOUTH KOREA	75	656	429
SPAIN	114 169	9 111	5 843	JAPAN	327	4 325	2 747
NORWAY	217 005	17 866	11 564	AUSTRALIA	17 175	12 345	7 845
SWEDEN	284 196	61 916	39 102	EXPORTS	17 175	108 372	70 024
FINLAND	73 150	9 659	5 902	FRANCE	19	1 808	1 183
SWITZERLAND	82 600	18 776	12 114	BELGIUM LUX	6 252	27 402	17 464
AUSTRIA	641 079	127 613	82 411	NETHERLANDS	1 399	1 734	1 103
YUGOSLAVIA	1 594	334	203	ITALY	53	1 793	1 206
TURKEY	2 421	89	55	UNTD KINGDOM	7 598	68 745	44 653
SOVIET UNION	1 542	629	382	NORWAY	1	1 200	761
POLAND	16 110	852	546	SWEDEN	485	628	402
CZECHOSLOVA	49 420	5 887	3 809	SWITZERLAND	249	2 200	1 409
HUNGARY	7 005	1 851	1 198	AUSTRIA	7	298	197
BULGARIA	395	152	102	RUSSIA	908	86	54
UKRAINE	5 287	600	386	USA	2 445	2 445	1 571
RUSSIA	948	66	44	291 CRUDE ANIMAL MATERLS.NES			
SLOVENIA	9 403	1 819	1 209	IMPORTS	4 055 291	930 374	596 774
CROATIA	175	106	70	FRANCE	127 286	51 896	33 130
SOUTH AFRICA	1 124	119	80	BELGIUM LUX	51 665	13 071	8 373
NAMIBIA	21 854	1 454	953	NETHERLANDS	1 344 923	92 166	59 113
USA	48 917	14 403	9 088	ITALY	167 350	7 528	4 777
CANADA	1 286	809	522	UNTD KINGDOM	89 399	19 368	12 450
MEXICO	7 407	97	61	IRELAND	12 086	5 258	3 357
BOLIVIA	7 284	432	270	DENMARK	191 546	34 433	22 085
CYPRUS	520	103	64	GREECE	958	1 038	670
ISRAEL	927	48	31	PORTUGAL	7 865	7 420	4 710
SAUDI ARABIA	803	740	465	SPAIN	9 168	3 766	2 429
ARAB EMIRAT	1 039	85	52	ICELAND	991	1 420	900
PAKISTAN	51 307	3 856	2 484	NORWAY	3 120	338	219
INDIA	70 514	11 366	7 247	SWEDEN	14 335	2 568	1 639
SRI LANKA	1 190	132	89	FINLAND	2 429	745	476
SINGAPORE	1 796	307	192	SWITZERLAND	38 365	5 896	3 750
CHINA	56 111	9 710	6 085	AUSTRIA	228 588	7 230	4 642
NORTH KOREA	833	196	129	YUGOSLAVIA	4 051	1 487	905
SOUTH KOREA	28 710	8 165	5 249	TURKEY	18 730	62 092	39 858
JAPAN	32 688	6 200	3 962	ESTONIA	1 449	169	109
TAIWAN	229 624	28 055	17 920	LATVIA	1 826	162	107
HONG KONG	11 420	1 109	699	LITHUANIA	21 495	1 922	1 252
289 PREC.METAL ORES,CONCRTS				SOVIET UNION	32 117	3 974	2 442
IMPORTS	158 841	528 788	336 646	POLAND	114 223	41 709	26 795
FRANCE	715	18 737	11 945	CZECHOSLOVA	108 684	6 292	4 031
BELGIUM LUX	1 241	11 568	7 370	HUNGARY	51 410	53 239	34 197
NETHERLANDS	1 601	21 907	13 948	ROMANIA	6 283	2 466	1 556
ITALY	78	235	148	BULGARIA	351	322	199
UNTD KINGDOM	550	3 933	2 480	UKRAINE	7 504	714	475
IRELAND	49	547	350	BELARUS	7 373	465	309
DENMARK	228	7 495	4 778	RUSSIA	38 061	6 254	4 077
GREECE	879	677	424	KAZAKHSTAN	711	872	592
SPAIN	385	5 673	3 551	YUGOSLAVIA	1 705	803	509
ICELAND	76	232	160	SLOVENIA	236	99	63
NORWAY	22 767	29 079	18 688	CROATIA	4 168	1 653	1 091
FINLAND	114 292	7 613	4 756	MOROCCO	35	145	92
SWITZERLAND	868	11 559	7 255	TUNISIA	33	675	448
AUSTRIA	2 124	24 939	16 347	LIBYA	14	78	48
MALTA	19	68	42	EGYPT	8 133	7 793	4 997
YUGOSLAVIA	44	954	580	ZIMBABWE	19	72	45
TURKEY	2	73	50	SOUTH AFRICA	890	1 203	766
ESTONIA	158	1 358	869	NAMIBIA	25	86	55
LITHUANIA	5	1 350	856	USA	559 895	67 541	43 460
SOVIET UNION				CANADA	25 212	11 643	7 403
				MEXICO	792	360	224



## 6 IMPORTS AND EXPORTS (SPECIAL TRADE) BY GROUPS OF THE SITC-REV. III AND BY COUNTRIES OF PRODUCTION AND CONSUMPTION 1992

GROUP COUNTRY	DT = 100 KG	1 000 DM	1 000 \$	GROUP COUNTRY	DT = 100 KG	1 000 DM	1 000 \$
COSTA RICA	7 510	525	335	INDONESIA	21	76	45
CUBA	1 027	180	112	SINGAPORE	45	223	142
COLOMBIA	560	631	412	PHILIPPINES	86	60	35
VENEZUELA	1 096	52	33	CHINA	7 971	2 761	1 762
PERU	1 321	3 082	1 991	SOUTH KOREA	1 712	5 255	3 346
BRAZIL	204 209	24 452	15 773	JAPAN	2 679	7 738	4 893
CHILE	34 439	3 080	1 970	TAIWAN	6 036	5 834	3 741
BOLIVIA	76	126	82	HONG KONG	962	1 835	1 178
PARAGUAY	1 400	256	165	AUSTRALIA	98	138	85
URUGUAY	49 592	6 638	4 225				
ARGENTINA	62 691	5 965	3 826	292 CRUDE VEG.MATERIALS, NES			
LEBANON	919	5 977	3 813	IMPORTS	9 082 313	4 768 360	3 040 942
SYRIA	4 257	21 180	13 631	FRANCE	275 232	135 598	85 911
IRAN	10 292	35 686	22 924	BELGIUM LUX	208 499	72 602	46 322
ISRAEL	153	240	154	NETHERLANDS	5 223 123	3 038 133	1 939 592
SAUDI ARABIA	442	1 363	870	ITALY	483 234	293 330	185 637
KUWAIT	256	427	271	UNITD KINGDOM	35 328	17 843	11 426
BAHRAIN	22	148	91	IRELAND	4 178	34 023	21 710
ARAB EMIRAT	119	943	609	DENMARK	952 231	385 160	245 647
AFGHANISTAN	726	3 201	2 034	GREECE	9 445	6 945	4 432
PAKISTAN	1 489	7 852	5 022	PORTUGAL	3 396	3 778	2 410
INDIA	46 412	4 363	2 785	SPAIN	63 991	43 168	27 326
BANGLADESH	438	141	91	CANARY IS	9 873	20 784	13 153
NEPAL	24	77	49	ICELAND	2 643	448	288
THAILAND	2 331	1 720	1 108	NORWAY	3 258	866	570
VIETNAM	1 878	656	412	SWEDEN	7 124	8 514	5 394
INDONESIA	133	158	101	FINLAND	3 471	2 887	1 930
SINGAPORE	98	171	112	SWITZERLAND	19 995	26 443	16 837
PHILIPPINES	1 643	1 030	660	AUSTRIA	44 241	22 248	14 264
MONGOLIA	1 920	2 766	1 785	YUGOSLAVIA	7 086	2 444	1 502
CHINA	256 795	200 777	128 796	TURKEY	42 851	9 596	6 098
NORTH KOREA	834	645	429	LITHUANIA	2 653	525	345
JAPAN	543	1 441	902	SOVIET UNION	8 554	3 096	1 890
TAIWAN	9 807	11 653	7 421	POLAND	161 621	25 683	16 258
HONG KONG	1 542	1 063	673	CZECHOSLOVA	39 803	6 701	4 266
AUSTRALIA	12 741	21 601	13 866	HUNGARY	120 053	25 117	16 026
PAPUA NEW G	56	169	108	ROMANIA	24 480	5 423	3 523
NEW ZEALAND	29 234	31 161	20 130	BULGARIA	37 004	11 856	7 636
EXPORTS	2 379 908	410 052	263 560	ALBANIA	22 969	5 905	3 774
FRANCE	820 499	67 499	43 426	UKRAINE	986	162	106
BELGIUM LUX	607 582	22 790	14 730	BELARUS	1 932	281	186
NETHERLANDS	189 461	27 066	17 352	RUSSIA	3 239	847	555
ITALY	80 297	28 324	18 245	GEORGIA	14	170	106
UNITD KINGDOM	25 587	7 944	5 113	AZERBAIJAN	366	53	34
IRELAND	1 490	376	256	YUGOSLAVIA	5 298	1 550	992
DENMARK	106 407	23 610	15 205	SLOVENIA	3 965	2 742	1 811
GREECE	3 029	953	604	CROATIA	2 870	712	469
PORTUGAL	7 070	2 843	1 807	MOROCCO	13 485	11 152	7 093
SPAIN	28 130	13 957	8 925	TUNISIA	1 577	135	90
CANARY IS	495	120	80	EGYPT	18 009	7 757	4 926
NORWAY	11 235	6 315	4 071	SUDAN	32 345	12 601	8 110
SWEDEN	142 490	14 952	9 616	NIGER	211	78	52
FINLAND	2 173	3 377	2 174	CHAD	100	54	33
SWITZERLAND	50 986	24 025	15 373	SENEGAL	963	532	340
AUSTRIA	116 914	41 671	26 800	GUINEA	325	100	63
YUGOSLAVIA	2 250	6 089	3 697	SIERRA LEONE	1 802	289	184
TURKEY	7 836	5 676	3 637	COTE D'IVOIRE	4 445	2 178	1 392
ESTONIA		54	35	GHANA	85	84	53
LITHUANIA	340	77	50	TOGO	97	239	155
SOVIET UNION	812	128	77	NIGERIA	27 609	8 941	5 787
POLAND	55 648	19 087	12 339	CAMEROON	1 279	481	302
CZECHOSLOVA	12 017	9 188	5 874	CENT AFR REP	187	101	70
HUNGARY	17 575	6 756	4 381	ZAIRE	6 443	10 981	6 933
ROMANIA	1 216	624	390	RWANDA	1 731	594	364
BULGARIA	1 347	816	537	BURUNDI	1 313	210	131
UKRAINE	691	46	32	ETHIOPIA	1 939	735	467
RUSSIA	50	120	75	SOMALIA	1 196	454	293
YUGOSLAVIA	1 115	2 134	1 373	KENYA	50 177	29 228	18 706
SLOVENIA	1 841	2 220	1 452	TANZANIA	2 239	2 256	1 462
CROATIA	4 344	5 960	3 928	MADAGASCAR	1 250	500	320
BOS HERZEGOV	291	195	126	MAURITIUS	119	230	142
MOROCCO	72	64	41	ZAMBIA	132	185	117
TUNISIA	57	177	112	ZIMBABWE	1 586	1 704	1 061
EGYPT	1 406	2 515	1 647	MALAWI	249	89	58
KENYA	117	92	59	SOUTH AFRICA	50 200	21 181	13 664
SOUTH AFRICA	11 611	9 206	5 973	NAMIBIA	801	568	360
NAMIBIA	413	808	521	SWAZILAND	1 048	61	40
USA	25 128	16 018	10 331	USA	143 501	113 791	72 640
CANADA	15	205	131	CANADA	7 664	2 255	1 425
MEXICO	7	88	55	MEXICO	9 501	7 053	4 523
COLOMBIA	29	169	109	GUATEMALA	13 441	7 285	4 638
PERU	97	288	188	HONDURAS	810	583	375
BRAZIL	14 378	7 709	4 922	EL SALVADOR	243	355	226
CHILE	571	314	199	NICARAGUA	390	57	34
PARAGUAY	176	51	32	COSTA RICA	55 011	33 252	21 216
URUGUAY	1 054	174	111	PANAMA	5 427	3 612	2 317
LEBANON	49	131	88	HAITI	625	271	172
SYRIA	133	435	286	BAHAMAS	72	129	83
IRAN	56	230	144	DOMINIC REP	327	213	136
ISRAEL	594	614	392	JAMAICA	541	305	196
ARAB EMIRAT	122	392	268	BARBADOS	106	88	54
PAKISTAN	63	157	104	TRINIDAD TOB	153	142	92
INDIA	419	266	172	COLOMBIA	42 802	38 423	24 561
SRI LANKA	622	296	190	VENEZUELA	190	185	125
THAILAND	560	325	212	ECUADOR	6 235	5 937	3 755



## 6 IMPORTS AND EXPORTS (SPECIAL TRADE) BY GROUPS OF THE SITC-REV. III AND BY COUNTRIES OF PRODUCTION AND CONSUMPTION 1992

GROUP COUNTRY	DT = 100 KG	1 000 DM	1 000 \$	GROUP COUNTRY	DT = 100 KG	1 000 DM	1 000 \$
PERU	4 908	6 141	3 886	SEYCHELLES	17	49	33
BRAZIL	14 139	9 814	6 239	MOZAMBIQUE	152	359	246
CHILE	31 460	10 206	6 625	MADAGASCAR	40	172	106
PARAGUAY	231	93	60	REUNION	43	209	141
URUGUAY	668	561	362	MAURITIUS	93	355	226
ARGENTINA	18 401	9 011	5 702	ZAMBIA	41	193	122
IRAN	15 909	8 770	5 588	ZIMBABWE	251	479	319
ISRAEL	56 689	48 410	30 338	SOUTH AFRICA	8 625	21 938	13 722
ARAB EMIRAT	146	97	60	NAMIBIA	182	419	272
YEMEN	438	208	131	USA	34 663	44 323	28 553
PAKISTAN	38 429	5 417	3 446	CANADA	6 651	4 260	2 728
INDIA	168 329	30 925	19 815	MEXICO	4 078	3 769	2 413
SRI LANKA	7 562	2 718	1 740	GUATEMALA	508	536	337
THAILAND	27 589	14 065	8 854	HONDURAS	51	61	40
LAOS	22	50	31	EL SALVADOR	118	152	98
VIETNAM	1 277	375	240	COSTA RICA	143	141	88
INDONESIA	36 042	5 069	3 232	PANAMA	221	212	135
MALAYSIA	7 416	537	341	CUBA	204	188	127
SINGAPORE	7 782	7 226	4 628	DOMINIC REP	175	199	123
PHILIPPINES	8 351	4 076	2 591	TRINIDAD TOB	33	71	45
CHINA	68 987	23 885	15 338	COLOMBIA	1 253	3 453	2 213
NORTH KOREA	16	205	135	VENEZUELA	2 515	5 838	3 636
SOUTH KOREA	476	1 803	1 126	ECUADOR	667	999	641
JAPAN	1 814	9 155	5 809	PERU	430	1 085	682
TAIWAN	3 909	2 556	1 616	BRAZIL	4 181	9 316	5 973
HONG KONG	4 074	2 298	1 451	CHILE	1 673	3 224	2 042
AUSTRALIA	198 278	15 132	9 630	BOLIVIA	83	209	133
NEW ZEALAND	11 571	5 043	3 252	PARAGUAY	303	422	261
FIJI	842	682	447	URUGUAY	362	291	188
VANUATU	220	211	141	ARGENTINA	3 962	4 314	2 785
EXPORTS	1 479 689	1 080 657	687 816	CYPRUS	54	60	37
FRANCE	190 874	124 975	79 006	LEBANON	784	660	419
BELGIUM LUX	84 443	46 066	29 169	SYRIA	4 176	3 759	2 457
NETHERLANDS	303 374	152 932	97 339	IRAN	606	480	303
ITALY	128 557	92 152	58 790	ISRAEL	3 172	2 946	1 882
UNTD KINGDOM	62 430	44 974	28 589	JORDAN	200	266	169
IRELAND	5 298	6 267	4 017	SAUDI ARABIA	48	106	69
DENMARK	78 158	38 205	24 790	KUWAIT	53	69	41
GREECE	5 059	3 720	2 373	YEMEN	12	50	30
PORTUGAL	4 076	6 231	3 992	PAKISTAN	609	572	374
SPAIN	27 126	35 323	22 391	INDIA	888	2 486	1 591
CANARY IS	632	1 010	639	SRI LANKA	171	221	143
ICELAND	935	698	457	NEPAL	37	172	105
FAEROE IS	80	140	89	THAILAND	664	979	621
NORWAY	17 276	7 289	4 739	VIETNAM	145	591	376
SWEDEN	60 844	26 768	17 020	INDONESIA	1 558	1 616	1 046
FINLAND	23 190	17 934	11 262	MALAYSIA	154	286	187
SWITZERLAND	161 485	109 874	70 107	SINGAPORE	523	491	318
AUSTRIA	132 551	93 352	59 459	PHILIPPINES	617	361	230
VATICAN CITY	8	106	68	CHINA	2 296	948	596
MALTA	67	83	55	SOUTH KOREA	1 122	3 440	2 235
YUGOSLAVIA	2 960	2 101	1 279	JAPAN	5 960	15 259	9 696
TURKEY	2 471	11 724	7 145	TAIWAN	385	437	283
ESTONIA	28	53	33	HONG KONG	917	1 690	1 073
LATVIA	161	126	77	AUSTRALIA	3 101	3 932	2 532
LITHUANIA	78	60	39	PAPUA NEW G	139	208	135
SOVIET UNION	26 619	15 663	9 578	NEW ZEALAND	607	729	478
POLAND	17 418	15 758	9 912	UNID COUNTR	376	120	74
CZECHOSLOVA	13 792	27 142	17 022	321 COAL,NOT AGGLOMERATED			
HUNGARY	7 361	18 774	12 096	IMPORTS	154 280 245	1 321 248	847 172
ROMANIA	766	469	297	FRANCE	4 023 052	93 291	60 127
BULGARIA	412	353	228	BELGIUM LUX	2 213 771	22 590	14 967
ALBANIA	15	99	68	NETHERLANDS	1 422 064	9 099	5 864
UKRAINE	77	1 779	1 192	ITALY	4 883	85	56
BELARUS	118	500	335	UNTD KINGDOM	746 331	6 355	4 101
MOLDOVA	5	464	311	NORWAY	1 019 996	14 823	9 563
RUSSIA	8 169	7 077	4 765	SWITZERLAND	38 059	461	292
KYRGHYZSTAN	6	499	344	SDVIET UNION	796 269	6 234	3 849
YUGOSLAVIA	438	422	268	POLAND	32 849 389	271 162	174 086
SLOVENIA	946	657	433	CZECHOSLOVA	7 514 654	73 562	47 302
CROATIA	392	1 078	727	HUNGARY	10 000	120	81
MOROCCO	3 501	4 099	2 783	UKRAINE	15 260	324	222
ALGERIA	117	120	76	RUSSIA	1 313 782	9 118	5 857
TUNISIA	956	1 691	1 107	GEORGIA	24 868	317	196
EGYPT	898	1 227	797	KAZAKHSTAN	339 991	2 738	1 827
SUDAN	321	351	224	SOUTH AFRICA	59 743 781	429 531	275 411
MALI	33	52	32	USA	12 747 385	122 336	78 632
BURKINA FASO	58	168	106	CANADA	2 014 403	19 515	12 198
CAPE VERDE	15	62	39	COLOMBIA	6 221 013	49 055	31 085
SENEGAL	24	86	55	VENEZUELA	578 180	5 045	3 112
CTE D IVOIRE	13	53	32	VIETNAM	113 826	1 991	1 317
GHANA	363	652	418	INDONESIA	4 406 133	31 298	19 952
BENIN	63	150	91	CHINA	2 124 476	16 801	11 091
NIGERIA	1 837	3 468	2 203	AUSTRALIA	13 987 688	135 310	86 527
CAMEROON	429	1 734	1 095	EXPORTS	16 468 343	455 045	293 037
CENT AFR REP	91	88	55	FRANCE	2 474 380	84 950	54 814
GABON	77	311	195	BELGIUM LUX	7 479 621	247 626	159 173
CONGO	88	301	185	NETHERLANDS	1 619 157	26 741	17 283
ZAIRE	56	57	36	ITALY	1 590 388	15 249	9 595
BURUNDI	133	455	288	UNTD KINGDOM	1 902 821	59 983	38 932
ANGOLA	46	113	78	IRELAND	13 500	531	367
ETHIOPIA	82	320	194	DENMARK	404 408	3 413	2 355
KENYA	283	1 109	716				
UGANDA	21	134	90				
TANZANIA	110	382	242				



## 6 IMPORTS AND EXPORTS (SPECIAL TRADE) BY GROUPS OF THE SITC-REV. III AND BY COUNTRIES OF PRODUCTION AND CONSUMPTION 1992

GROUP COUNTRY	DT = 100 KG	1 000 DM	1 000 \$	GROUP COUNTRY	DT = 100 KG	1 000 DM	1 000 \$
SPAIN	679 362	8 068	5 110	CZECHOSLOVAKIA	2 323 364	34 150	21 982
NORWAY	47 010	1 023	664	HUNGARY	110 795	2 276	1 472
SWITZERLAND	76 487	2 576	1 649	RUSSIA	123 147	1 363	862
AUSTRIA	104 384	2 911	1 957	GEORGIA	29 444	375	232
TURKEY	710	56	36	SOUTH AFRICA	7 235	70	45
HUNGARY	3 119	153	97	USA	156 470	1 689	1 065
TUNISIA	1 500	69	44	PAKISTAN	10 017	173	116
SOUTH AFRICA	1 242	83	55	CHINA	682 472	11 811	7 542
BRAZIL	9 030	208	132	JAPAN	1 517 060	25 159	16 156
IRAN	1 400	65	44	AUSTRALIA	719 561	11 720	7 485
JORDAN	717	52	33	EXPORTS	13 041 160	519 715	331 858
SAUDI ARABIA	54 000	1 040	641	FRANCE	1 186 191	24 207	15 113
INDONESIA	450	54	34	BELGIUM LUX	8 617 877	414 451	264 696
322 BRIQUETTES, LIGNITE, PEAT				NETHERLANDS	537 311	9 675	6 169
IMPORTS	40 900 940	209 560	133 545	ITALY	289 110	11 731	7 465
FRANCE	92 309	2 510	1 619	DENMARK	20 473	839	537
BELGIUM LUX	45 010	1 060	684	GREECE	9 324	362	222
NETHERLANDS	1 227 876	16 246	10 355	PORTUGAL	1 326	63	40
DENMARK	2 440	71	46	SPAIN	5 605	369	238
SWEDEN	10 015	236	154	ICELAND	10 981	159	98
FINLAND	16 503	191	121	NORWAY	1 047 621	19 007	12 135
SWITZERLAND	3 062	99	61	SWEDEN	44 787	1 174	771
AUSTRIA	58 635	814	519	FINLAND	149 630	3 784	2 441
ESTONIA	36 535	516	330	SWITZERLAND	253 501	7 954	5 094
LATVIA	154 310	1 410	906	AUSTRIA	809 189	23 410	15 226
LITHUANIA	98 874	1 008	641	YUGOSLAVIA	21 095	791	484
SOVIET UNION	101 818	705	428	CZECHOSLOVAKIA	1 155	56	37
POLAND	11 097 358	48 697	30 676	CROATIA	8 442	176	112
CZECHOSLOVAKIA	27 345 115	131 272	84 048	IRAN	19 961	1 140	743
HUNGARY	12 351	99	66	JORDAN	2 000	76	52
RUSSIA	213 156	538	341	333 PETROLEUM OILS, CRUDE			
AUSTRALIA	379 108	3 932	2 448	IMPORTS	980 622 963	22 175 608	14 227 417
EXPORTS	34 722 002	499 858	320 313	ITALY	473 615	4 579	2 855
FRANCE	4 636 846	99 420	63 819	UNITED KINGDOM	145 013 630	3 449 358	2 209 008
BELGIUM LUX	3 604 021	53 260	34 103	DENMARK	3 376 929	77 487	49 219
NETHERLANDS	12 778 517	73 603	47 319	NORWAY	134 522 228	3 173 689	2 024 395
ITALY	3 664 524	65 242	41 607	SOVIET UNION	46 109 789	959 923	590 644
UNITED KINGDOM	1 701 492	47 774	30 753	UKRAINE	3 086 530	66 740	43 630
IRELAND	346 686	6 223	4 093	RUSSIA	116 432 125	2 458 031	1 609 947
DENMARK	187 813	3 123	1 981	ALGERIA	67 313 214	1 703 706	1 100 367
GREECE	152 608	3 409	2 169	TUNISIA	2 521 601	57 445	37 061
PORTUGAL	67 375	1 666	1 062	LIBYA	114 389 920	2 704 978	1 739 789
SPAIN	710 108	16 485	10 547	EGYPT	107 830	2 034	1 292
NORWAY	3 544	132	84	NIGERIA	89 422 332	2 192 037	1 399 449
SWEDEN	20 163	2 309	1 432	CAMEROON	1 226 565	25 790	17 611
SWITZERLAND	1 476 155	28 250	17 974	GABON	3 196 220	68 512	43 860
AUSTRIA	3 854 870	70 654	45 248	ZAIRE	600 720	13 224	8 517
MALTA	3 215	98	64	ANGOLA	7 912 460	165 269	109 338
TURKEY	42 364	1 225	793	MEXICO	3 049 394	50 459	31 543
SOVIET UNION	4 470	67	43	VENEZUELA	68 526 247	1 293 400	829 430
POLAND	5 030	102	63	ARGENTINA	587 647	13 620	8 773
HUNGARY	643 287	7 353	4 736	SYRIA	49 370 384	1 031 720	661 936
SLOVENIA	5 303	85	56	IRAN	9 002 488	186 243	119 803
MOROCCO	130 100	2 807	1 775	SAUDI ARABIA	86 925 518	1 802 442	1 155 608
EGYPT	9 283	317	207	KUWAIT	4 011 858	79 677	52 314
REUNION	7 802	271	173	QATAR	591 266	13 269	9 117
SOUTH AFRICA	39 115	451	290	ARAB EMIRAT	624 129	14 720	10 156
GUADELOUPE	3 692	91	61	YEMEN	20 785 515	528 364	336 710
MARTINIQUE	6 110	217	137	INDIA	636 079	18 236	11 959
CYPRUS	38 030	868	555	AUSTRALIA	806 658	20 655	13 085
LEBANON	7 027	163	104	EXPORTS	1 733 764	33 053	22 077
SYRIA	8 974	278	185	FRANCE	339 903	7 040	4 434
ISRAEL	65 363	1 954	1 269	NETHERLANDS	678 826	11 513	7 823
JORDAN	26 981	873	561	UNITED KINGDOM	680 031	13 801	9 378
SAUDI ARABIA	138 067	4 594	2 969	POLAND	34 909	696	441
KUWAIT	17 819	454	296	334 PETROLEUM PRODUCTS			
BAHRAIN	6 109	163	106	IMPORTS	423 606 383	12 499 517	8 026 870
QATAR	6 372	115	72	FRANCE	14 750 501	531 286	339 955
ARAB EMIRAT	29 855	543	346	BELGIUM LUX	41 612 293	1 302 313	834 225
OMAN	20 998	391	255	NETHERLANDS	192 698 960	5 708 522	3 669 229
MALAYSIA	2 138	64	41	ITALY	5 450 883	182 025	116 785
SOUTH KOREA	28 471	516	338	UNITED KINGDOM	19 560 220	643 547	411 766
JAPAN	123 821	2 178	1 399	IRELAND	9 022	764	482
TAIWAN	28 178	588	380	DENMARK	5 649 338	153 846	99 411
HONG KONG	3 224	87	56	GREECE	264 436	10 139	6 387
AUSTRALIA	53 702	1 089	699	PORTUGAL	138 298	4 928	3 113
325 COKE, SEMI-COKE, RET. CARBON				SPAIN	1 740 014	45 768	29 551
IMPORTS	18 570 787	325 642	209 320	NORWAY	14 159 375	405 975	260 757
FRANCE	868 361	21 096	13 474	SWEDEN	14 168 762	404 150	259 187
BELGIUM LUX	2 117 475	52 059	33 383	FINLAND	5 133 539	165 670	104 901
NETHERLANDS	3 838 111	68 049	43 866	SWITZERLAND	3 058 756	54 054	34 550
ITALY	251 411	7 728	5 040	AUSTRIA	399 148	16 337	10 429
UNITED KINGDOM	8 823	295	189	YUGOSLAVIA	3 718	97	60
PORTUGAL	102 648	1 897	1 159	TURKEY	6 501	206	139
SPAIN	15 708	720	468	ESTONIA	169 749	3 490	2 300
AUSTRIA	22 909	431	284	LATVIA	6 069 425	171 447	112 375
LITHUANIA	117 170	1 400	939	LITHUANIA	809 818	20 219	13 088
SOVIET UNION	181 364	2 243	1 374				
POLAND	5 365 319	80 901	52 163				



6 IMPORTS AND EXPORTS (SPECIAL TRADE) BY GROUPS OF THE SITC-REV. III AND BY COUNTRIES OF PRODUCTION AND CONSUMPTION 1992

GROUP COUNTRY	DT = 100 KG	1 000 DM	1 000 \$	GROUP COUNTRY	DT = 100 KG	1 000 DM	1 000 \$
SOVIET UNION	15 083 737	430 753	265 897	DJIBOUTI	1 386	222	149
POLAND	4 089 550	61 008	39 876	KENYA	6 065	876	569
CZECHOSLOVA	1 573 310	46 137	30 083	UGANDA	282	92	61
HUNGARY	2 116 847	67 134	43 035	TANZANIA	8 830	1 615	1 043
ROMANIA	197 236	9 904	6 296	MOZAMBIQUE	1 015	185	115
UKRAINE	1 528 447	30 548	19 991	MAURITIUS	273	57	37
BELARUS	1 718 411	48 192	33 202	ZIMBABWE	534	147	98
MOLDOVA	30 530	420	282	SOUTH AFRICA	57 649	9 244	5 957
RUSSIA	23 018 628	641 091	416 495	USA	9 002 300	189 198	121 475
GEORGIA	18 652	568	367	CANADA	2 546 236	42 844	27 307
AZERBAIJAN	1 021	64	41	MEXICO	4 963	1 979	1 277
KAZAKHSTAN	74 993	2 026	1 399	GUATEMALA	1 634	253	161
CROATIA	2 904	97	63	HONDURAS	424	67	42
MOROCCO	492 757	14 668	9 356	EL SALVADOR	2 204	315	203
ALGERIA	23 184 052	683 719	438 002	COSTA RICA	1 017	151	100
TUNISIA	220 737	7 019	4 450	CUBA	18 010	1 333	844
LIBYA	7 294 221	209 451	137 869	DOMINIC REP	1 487	188	119
EGYPT	2 535 156	69 561	45 212	COLOMBIA	636	233	149
LIBERIA	49 998	1 575	972	VENEZUELA	2 143	376	237
NIGERIA	62 997	1 193	736	ECUADOR	890	162	100
USA	2 036 930	82 144	52 099	PERU	828	284	177
CANADA	263 123	10 778	6 884	BRAZIL	20 068	2 891	1 876
MEXICO	83 789	2 326	1 595	CHILE	5 191	1 060	684
BERMUDA	40 965	1 205	766	BOLIVIA	771	170	110
ARUBA	87 402	2 653	1 779	URUGUAY	3 175	815	523
NETH ANTILL	4 047 382	55 645	35 865	ARGENTINA	28 226	2 447	1 595
VENEZUELA	3 125 796	52 590	33 271	CYPRUS	2 503	595	380
BRAZIL	39 752	1 913	1 275	LEBANON	13 629	2 533	1 613
ARGENTINA	826 233	25 052	16 363	SYRIA	1 402	186	126
IRAN	1 218 319	29 621	19 406	IRAN	16 076	5 777	3 704
ISRAEL	81 933	2 364	1 482	ISRAEL	26 655	5 150	3 318
SAUDI ARABIA	1 968 271	62 123	40 589	JORDAN	1 665	294	191
KUWAIT	267 363	7 813	4 946	SAUDI ARABIA	6 062	1 762	1 130
ARAB EMIRAT	73 501	2 301	1 404	KUWAIT	3 071	747	471
YEMEN	32 672	505	348	BAHRAIN	2 955	306	195
PAKISTAN	9 079	266	179	QATAR	4 876	463	290
INDIA	32 764	1 004	618	ARAB EMIRAT	6 742	1 546	993
JAPAN	220 998	9 113	5 568	OMAN	306	119	73
SHIPS SUPPL	475	64	41	YEMEN	8 659	994	645
EXPORTS	140 118 534	4 319 542	2 776 409	AFGHANISTAN	9 398	1 199	753
FRANCE	15 392 647	478 893	308 551	PAKISTAN	3 285	874	563
BELGIUM LUX	8 824 421	228 460	147 056	INDIA	10 962	2 904	1 876
NETHERLANDS	20 914 630	487 405	311 849	BANGLADESH	2 638	280	184
ITALY	859 771	41 535	26 978	SRI LANKA	432	117	75
UNTD KINGDOM	5 650 149	128 460	81 434	MYANMAR	88	59	40
IRELAND	3 548	744	477	THAILAND	13 407	2 728	1 758
DENMARK	2 909 723	84 504	54 866	VIETNAM	864	230	154
GREECE	54 118	14 275	9 168	INDONESIA	688 679	22 294	14 223
PORTUGAL	31 127	5 993	3 833	MALAYSIA	23 005	3 465	2 235
SPAIN	686 843	32 860	20 708	SINGAPORE	279 107	11 314	7 479
CANARY IS	1 349	168	110	PHILIPPINES	6 461	891	567
ICELAND	8 956	1 674	1 059	CHINA	13 076	2 943	1 895
NORWAY	1 748 474	38 127	24 366	NORTH KOREA	2 744	488	309
SWEDEN	2 765 016	96 214	61 363	SOUTH KOREA	5 458	1 350	874
FINLAND	34 776	6 413	4 138	JAPAN	114 504	17 229	11 105
SWITZERLAND	28 232 282	948 819	610 838	TAIWAN	48 530	10 874	6 990
AUSTRIA	9 978 596	327 609	209 830	HONG KONG	16 901	3 903	2 513
MALTA	710	131	82	AUSTRALIA	46 041	6 528	4 182
YUGOSLAVIA	30 068	5 849	3 589	NEW ZEALAND	5 522	770	489
TURKEY	27 544	4 183	2 697	SHIPS SUPPL	24 275 407	765 975	493 183
ESTONIA	784	154	101	395 RESIDUAL PETROL PRODUCTS			
LATVIA	60 865	2 868	1 794	IMPORTS	40 097 864	1 037 232	665 881
LITHUANIA	3 527	538	342	FRANCE	1 866 963	65 836	42 370
SOVIET UNION	5 233	1 711	1 047	BELGIUM LUX	3 107 418	88 598	56 853
POLAND	2 344 441	110 114	71 676	NETHERLANDS	11 921 076	384 509	247 181
CZECHOSLOVA	1 738 510	75 845	49 165	ITALY	51 286	3 183	2 091
HUNGARY	205 657	14 546	9 333	UNTD KINGDOM	1 673 187	63 370	40 295
ROMANIA	28 292	9 648	6 188	IRELAND	507	116	73
BULGARIA	18 495	4 622	2 977	DENMARK	229 075	7 864	5 022
UKRAINE	8 286	1 086	719	PORTUGAL	20 182	1 044	663
BELARUS	2 920	1 441	960	SPAIN	291 612	7 773	5 038
RUSSIA	8 050	2 102	1 370	NORWAY	122 231	2 673	1 746
YUGOSLAVIA	7 858	2 186	1 438	SWEDEN	164 521	5 671	3 691
SLOVENIA	20 407	6 830	4 489	FINLAND	52 409	1 643	1 101
CROATIA	20 838	6 711	4 397	SWITZERLAND	62 142	4 566	2 978
BOS HERZEGOV	1 431	184	124	AUSTRIA	797 486	22 630	14 587
MOROCCO	1 758	474	305	YUGOSLAVIA	15 598	1 064	653
ALGERIA	347	163	102	TURKEY	2 400	195	127
TUNISIA	1 595	373	237	SOVIET UNION	123 699	2 585	1 591
LIBYA	8 849	1 485	945	POLAND	1 634 010	34 368	21 938
EGYPT	8 861	1 581	1 002	CZECHOSLOVA	1 534 215	27 499	17 763
SUDAN	306	124	77	HUNGARY	476 086	26 556	16 993
MAURITANIA	78	46	31	ROMANIA	887	62	43
SENEGAL	81	54	34	BULGARIA	50 952	2 536	1 584
GUINEA	570	188	124	UKRAINE	33 181	443	281
SIERRA LEONE	1 290	295	187	BELARUS	97 437	2 676	1 783
LIBERIA	450	80	52	RUSSIA	297 906	6 671	4 332
CTE D IVOIRE	3 385	100	60	AZERBAIJAN	23 556	627	399
GHANA	3 373	540	349	UZBEKISTAN	37 590	1 597	1 082
NIGERIA	76 971	5 864	3 662	YUGOSLAVIA	1 163	66	41
CENT AFR REP	420	104	70	CROATIA	5 662	374	247
CONGO	281	51	32	EGYPT	287 435	8 835	5 625
RWANDA	1 776	197	127	SOUTH AFRICA	190 147	29 680	19 160
ANGOLA	67	56	37	USA	13 754 360	179 049	114 564
ETHIOPIA	875	180	111				



## 6 IMPORTS AND EXPORTS (SPECIAL TRADE) BY GROUPS OF THE SITC-REV. III AND BY COUNTRIES OF PRODUCTION AND CONSUMPTION 1992

GROUP COUNTRY	DT = 100 KG	1 000 DM	1 000 \$	GROUP COUNTRY	DT = 100 KG	1 000 DM	1 000 \$
CANADA	36 230	1 851	1 179	ARGENTINA	56 201	2 724	1 746
BRAZIL	364 613	16 498	10 533	CYPRUS	6 228	515	336
ARGENTINA	231 944	2 736	1 723	LEBANON	1 829	199	126
ISRAEL	9 077	723	465	SYRIA	3 034	451	283
INDONESIA	244 542	5 740	3 662	IRAN	180 446	6 364	4 239
CHINA	215 193	19 591	12 757	ISRAEL	12 931	1 640	1 042
JAPAN	68 922	5 642	3 606	JORDAN	602	108	68
TAIWAN	680	61	42	SAUDI ARABIA	2 785	411	262
EXPORTS	18 653 717	763 442	491 253	KUWAIT	469	124	77
FRANCE	3 108 577	80 040	51 517	BAHRAIN	240 925	7 806	4 916
BELGIUM LUX	1 228 009	49 540	31 766	QATAR	1 457	88	55
NETHERLANDS	2 999 568	112 526	72 075	ARAB EMIRAT	991	230	148
ITALY	476 720	27 667	17 646	OMAN	602	92	60
UNTD KINGDOM	174 765	15 409	9 944	YEMEN	495	83	55
IRELAND	9 563	1 306	836	PAKISTAN	1 803	284	182
DENMARK	945 820	38 910	25 242	INDIA	76 562	8 666	5 488
GREECE	54 248	3 753	2 391	BANGLADESH	1 117	155	98
PORTUGAL	4 676	835	532	SRI LANKA	424	71	47
SPAIN	94 058	7 263	4 654	THAILAND	7 386	1 262	815
CANARY IS	1 366	148	93	INDONESIA	12 535	1 601	1 023
ICELAND	8 503	533	345	MALAYSIA	3 263	594	366
NORWAY	140 343	6 984	4 471	SINGAPORE	10 542	1 005	648
SWEDEN	456 489	24 489	15 824	PHILIPPINES	1 364	258	163
FINLAND	71 769	8 445	5 440	MONGOLIA	10 100	1 514	1 015
SWITZERLAND	1 908 643	55 645	35 966	CHINA	11 757	2 266	1 423
AUSTRIA	2 298 154	62 915	40 696	SOUTH KOREA	37 152	3 282	2 099
YUGOSLAVIA	88 221	3 944	2 434	JAPAN	4 881	1 147	730
TURKEY	35 831	3 581	2 300	TAIWAN	37 227	3 225	2 046
ESTONIA	740	67	46	HONG KONG	3 842	798	522
SOVIET UNION	382 990	18 361	11 350	AUSTRALIA	282 740	7 878	5 065
POLAND	72 540	6 198	4 022	NEW ZEALAND	429	60	39
CZECHOSLOVA	198 166	8 509	5 539	342 LIQUEFIED PROPANE,BUTANE			
HUNGARY	21 071	1 837	1 182	IMPORTS	10 255 828	348 993	222 100
ROMANIA	40 878	2 225	1 385	FRANCE	248 813	14 212	9 177
BULGARIA	2 500	291	187	BELGIUM LUX	1 247 138	44 822	28 215
UKRAINE	17 518	2 114	1 438	NETHERLANDS	2 061 752	71 061	45 330
RUSSIA	446 786	19 849	12 943	ITALY	1 501	633	405
YUGOSLAVIA	3 647	614	388	UNTD KINGDOM	3 949 934	131 245	83 764
SLOVENIA	226 650	5 275	3 466	DENMARK	22 715	912	607
CROATIA	481	112	78	NORWAY	1 666 060	54 563	34 577
MOROCCO	7 948	731	496	SWEDEN	66 440	3 262	2 015
ALGERIA	35 046	4 144	2 654	SWITZERLAND	168 625	3 525	2 248
TUNISIA	8 794	853	546	CZECHOSLOVA	319 562	7 912	5 082
LIBYA	1 477	172	106	ALGERIA	446 025	15 257	9 720
EGYPT	59 237	2 628	1 630	SAUDI ARABIA	56 308	1 510	909
SUDAN	1 549	238	147	EXPORTS	5 038 658	149 594	95 823
MAURITANIA	3 919	628	402	FRANCE	475 275	17 087	10 957
MALI	1 234	160	104	BELGIUM LUX	275 945	8 175	5 190
BURKINA FASO	1 484	70	44	NETHERLANDS	2 176 421	60 025	38 639
SENEGAL	2 049	272	176	ITALY	245 135	8 387	5 349
GAMBIA	403	69	44	UNTD KINGDOM	251 558	6 261	4 107
SIERRA LEONE	851	109	67	DENMARK	7 927	267	173
LIBERIA	2 436	317	203	GREECE	1 848	154	97
COTE D IVOIRE	9 318	1 179	734	PORTUGAL	612 952	14 213	8 863
GHANA	114 181	4 089	2 684	NORWAY	41 181	969	624
NIGERIA	110 903	15 228	9 784	SWEDEN	56 621	1 482	915
CAMEROON	52 178	2 160	1 383	SWITZERLAND	228 211	9 316	5 967
GABON	499	61	37	AUSTRIA	408 053	16 060	10 286
ZAIRE	3 272	453	296	YUGOSLAVIA	12 963	390	238
RWANDA	1 998	287	187	TURKEY	525	52	33
BURUNDI	808	120	76	POLAND	55 494	1 459	965
ETHIOPIA	4 398	666	431	CZECHOSLOVA	5 499	398	257
KENYA	25 799	3 591	2 321	YUGOSLAVIA	12 470	345	213
UGANDA	578	60	41	SLOVENIA	64 001	1 762	1 172
TANZANIA	10 269	987	616	SOUTH AFRICA	15 533	373	257
SEYCHELLES	600	81	52	CUBA	89 746	2 181	1 373
MADAGASCAR	1 337	183	112	343 NATURAL GAS			
REUNION	2 461	229	157	IMPORTS	430 253 638	8 223 280	5 241 173
ZAMBIA	1 491	225	148	EXPORTS	13 598 413	431 035	275 927
ZIMBABWE	516	66	40	344 PETROLEUM GASES, NES			
MALAWI	3 956	528	345	IMPORTS	1 863 097	58 348	37 477
SOUTH AFRICA	86 689	8 975	5 773	FRANCE	115 730	4 580	2 947
SWAZILAND	4 326	408	265	BELGIUM LUX	858 971	25 234	16 176
USA	351 939	31 619	20 446	NETHERLANDS	638 579	22 924	14 748
CANADA	88 043	3 147	2 009	ITALY	158	82	53
MEXICO	6 419	1 250	809	UNTD KINGDOM	3 824	501	322
GUATEMALA	63 033	6 137	3 995	NORWAY	141 947	1 791	1 139
HONDURAS	2 506	261	164	SWITZERLAND	122	480	314
EL SALVADOR	5 836	655	423	POLAND	3 857	185	117
NICARAGUA	491	51	33	CZECHOSLOVA	84 596	2 178	1 408
COSTA RICA	15 846	1 532	994	HUNGARY	15 120	266	171
CUBA	1 192	162	110	USA	7	64	43
HAITI	3 995	567	362	EXPORTS	1 651 276	39 808	25 325
DOMINIC REP	49 979	4 807	3 111				
JAMAICA	1 676	265	169				
TRINIDAD TOB	1 034	121	76				
COLOMBIA	21 535	2 148	1 403				
VENEZUELA	231 216	8 552	5 567				
ECUADOR	12 605	1 208	773				
PERU	6 679	794	511				
BRAZIL	657 591	21 848	14 179				
CHILE	34 706	3 404	2 188				
BOLIVIA	264	47	30				
PARAGUAY	651	78	50				
URUGUAY	1 036	140	93				



## 6 IMPORTS AND EXPORTS (SPECIAL TRADE) BY GROUPS OF THE SITC-REV. III AND BY COUNTRIES OF PRODUCTION AND CONSUMPTION 1992

GROUP COUNTRY	DT = 100 KG	1 000 DM	1 000 \$	GROUP COUNTRY	DT = 100 KG	1 000 DM	1 000 \$
345 COAL GAS, WATER GAS, ETC.				CHILE	99	191	125
IMPORTS	4	1	1	ARGENTINA	271	155	103
351 ELECTRIC CURRENT, MWH				IRAN	1 102	162	101
IMPORTS	14 505 682	1 266 466	811 580	JORDAN	15 579	1 079	717
FRANCE	877 140	75 771	47 757	INDIA	802	126	83
BELGIUM LUX	1 765	41 715	26 772	THAILAND	158	371	247
ITALY	0	53 302	33 732	INDONESIA	498	183	120
SWITZERLAND	5 768 343	438 193	281 688	SINGAPORE	6 862	829	521
AUSTRIA	3 857 038	483 914	310 593	PHILIPPINES	211	56	38
CZECHOSLOVAKIA	36 722	1 653	1 066	MONGOLIA	1 998	156	108
EXPORTS	16 183 271	1 028 657	653 453	JAPAN	15	65	42
FRANCE	23 769	2 820	1 806	TAIWAN	20	56	35
SWITZERLAND	3 263 244	170 399	107 251	421 FIXED VEG. FAT, OILS, SOFT			
AUSTRIA	2 612 687	162 860	103 611	IMPORTS	4 113 224	431 768	277 058
CZECHOSLOVAKIA	1 259 683	66 501	42 838	FRANCE	359 742	33 567	21 169
HUNGARY	83 700	4 855	3 078	BELGIUM LUX	420 772	37 461	24 001
411 ANIMAL OILS AND FATS				NETHERLANDS	1 994 878	171 453	110 380
IMPORTS	1 784 809	171 834	110 108	ITALY	112 446	61 375	39 513
FRANCE	87 399	12 444	7 941	UNITED KINGDOM	29 115	2 403	1 549
BELGIUM LUX	90 780	11 305	7 234	DENMARK	240 793	16 551	10 625
NETHERLANDS	274 309	26 933	17 266	GREECE	4 810	2 892	1 843
ITALY	172 592	29 200	18 667	PORTUGAL	1 030	629	398
UNITED KINGDOM	13 967	6 612	4 182	SPAIN	50 553	8 130	5 211
IRELAND	3 309	800	518	SWEDEN	10 050	716	451
DENMARK	424 116	29 339	18 974	SWITZERLAND	91 780	9 796	6 279
SPAIN	93 626	9 967	6 486	AUSTRIA	1 041	223	139
ICELAND	92 524	5 541	3 463	TURKEY	1 766	654	421
NORWAY	43 034	4 005	2 529	POLAND	27 134	2 640	1 658
SWEDEN	16 512	1 461	939	HUNGARY	8 231	898	549
SWITZERLAND	657	96	60	BULGARIA	30 000	2 150	1 442
AUSTRIA	40 852	1 992	1 296	RUSSIA	5 515	376	253
SOVIET UNION	5 467	274	174	MOROCCO	400	135	85
POLAND	33 953	1 574	1 017	SENEGAL	25 726	3 081	1 946
CZECHOSLOVAKIA	11 424	498	325	USA	213 170	23 876	15 178
HUNGARY	54 451	4 964	3 168	CANADA	24 837	2 740	1 655
ROMANIA	1 259	103	63	MEXICO	69 359	10 832	7 075
RUSSIA	13 621	685	468	VENEZUELA	3 433	793	498
MOROCCO	4 911	284	171	BRAZIL	28 045	3 494	2 258
EGYPT	200	48	30	PARAGUAY	1 672	310	193
USA	192 724	11 331	7 235	URUGUAY	438	91	61
CANADA	29 844	1 575	999	ARGENTINA	297 219	28 565	18 375
PANAMA	8 205	304	192	INDONESIA	4 884	282	194
CHILE	33 818	1 996	1 341	SINGAPORE	567	403	256
ARGENTINA	785	173	109	CHINA	37 096	3 967	2 542
SINGAPORE	3 794	1 964	1 255	JAPAN	63	76	45
MONGOLIA	53	48	48	HONG KONG	222	187	120
SOUTH KOREA	5	78	51	PAPUA NEW GUINEA	15 445	881	609
JAPAN	23 542	3 713	2 309	EXPORTS	9 052 857	683 589	436 066
TAIWAN	1 217	157	101	FRANCE	233 543	22 002	14 082
NEW ZEALAND	9 191	2 194	1 405	BELGIUM LUX	281 495	23 137	14 735
EXPORTS	2 304 352	168 387	107 971	NETHERLANDS	3 487 639	240 287	153 306
FRANCE	357 963	21 304	13 651	ITALY	796 848	63 519	40 400
BELGIUM LUX	177 499	11 493	7 363	UNITED KINGDOM	331 079	23 279	15 162
NETHERLANDS	1 056 098	65 323	41 902	IRELAND	43 570	3 106	1 969
ITALY	148 641	12 108	7 750	DENMARK	711 096	59 735	38 399
UNITED KINGDOM	133 118	12 675	8 156	GREECE	1 789	266	168
IRELAND	3 404	384	241	SPAIN	1 857	468	295
DENMARK	172 974	11 616	7 511	CANARY IS	10 051	894	609
GREECE	3 951	795	508	ICELAND	941	113	71
PORTUGAL	4 198	647	408	NORWAY	77 111	5 431	3 472
SPAIN	70 430	7 370	4 754	SWEDEN	225 545	16 728	10 814
NORWAY	850	68	45	FINLAND	16 105	1 473	986
SWEDEN	3 611	439	278	SWITZERLAND	82 334	8 034	5 150
SWITZERLAND	17 822	1 541	979	AUSTRIA	321 710	26 644	17 153
AUSTRIA	10 631	1 082	692	YUGOSLAVIA	4 242	413	254
YUGOSLAVIA	1 618	193	117	TURKEY	12 075	919	582
TURKEY	5 568	1 072	700	ESTONIA	713	87	56
POLAND	18 606	2 075	1 319	LITHUANIA	2 570	333	206
CZECHOSLOVAKIA	5 023	576	365	SOVIET UNION	207 327	14 983	9 061
HUNGARY	2 877	286	188	POLAND	295 980	28 396	18 088
SLOVENIA	323	62	40	CZECHOSLOVAKIA	85 029	9 814	6 325
CROATIA	314	130	89	HUNGARY	6 376	715	454
ALGERIA	915	91	61	ROMANIA	5 353	798	465
EGYPT	551	109	70	BULGARIA	599	78	48
SUDAN	198	68	42	BELARUS	1 800	167	112
NIGERIA	3 034	338	221	RUSSIA	91 547	6 507	4 029
CAMEROON	32	47	30	YUGOSLAVIA	1 870	246	161
TANZANIA	45 708	4 031	2 536	SLOVENIA	3 055	365	233
MOZAMBIQUE	21 503	1 419	884	CROATIA	9 976	1 170	784
SOUTH AFRICA	3 790	499	312	BOS HERZEGOVINA	5 245	628	421
USA	1 505	1 544	991	MOROCCO	111 000	7 288	4 456
MEXICO	1 161	4 425	2 800	EGYPT	890	159	102
GUATEMALA	90	113	74	SUDAN	4 074	464	313
COLOMBIA	148	102	64	CAPE VERDE	9 305	1 078	689
VENEZUELA	295	228	146	SENEGAL	44 746	3 216	2 180
BRAZIL	616	239	155	GAMBIA	2 567	296	188
				GUIN BISSAU	2 414	290	181
				GUINEA	25 089	3 016	1 886
				SIERRA LEONE	10 103	1 236	785
				LIBERIA	8 087	1 007	621
				COTE D'IVOIRE	2 414	275	190
				GHANA	4 074	488	304



## 6 IMPORTS AND EXPORTS (SPECIAL TRADE) BY GROUPS OF THE SITC-REV. III AND BY COUNTRIES OF PRODUCTION AND CONSUMPTION 1992

GROUP COUNTRY	DT = 100 KG	1 000 DM	1 000 \$	GROUP COUNTRY	DT = 100 KG	1 000 DM	1 000 \$
TOGO	2 435	293	183	BULGARIA	1 102	167	107
BURUNDI	500	70	44	RUSSIA	1 478	262	174
ANGOLA	3 369	405	258	YUGOSLAVIA	2 257	239	154
ETHIOPIA	41 184	4 428	2 854	SLOVENIA	283	52	34
SOMALIA	754	91	58	CROATIA	4 754	464	302
TANZANIA	2 664	305	201	MOROCCO	1 557	167	108
MOZAMBIQUE	804	66	41	TUNISIA	2 000	204	124
MADAGASCAR	1 554	177	118	EGYPT	867	186	121
ZAMBIA	453	54	36	NIGERIA	6 039	759	481
NAMIBIA	10 427	1 389	875	TANZANIA	5 230	445	276
BOTSWANA	1 252	152	102	USA	301	196	125
LESOTHO	604	70	49	CANADA	230	302	187
USA	188 951	11 384	7 187	MEXICO	202	69	44
MEXICO	353 264	21 998	14 050	VENEZUELA	2 189	237	153
DOMINIC REP	73 500	4 816	2 899	BRAZIL	550	238	151
TRINIDAD TOB	1 611	218	141	IRAN	1 826	298	188
PERU	8 740	974	639	ISRAEL	943	246	157
BRAZIL	10 500	667	420	JORDAN	3 051	215	143
LEBANON	1 991	228	154	SAUDI ARABIA	380	79	50
IRAN	964	134	87	KUWAIT	260	133	89
ISRAEL	12 017	1 280	803	INDONESIA	5 133	508	316
JORDAN	385	65	45	SINGAPORE	1 370	205	130
INDIA	19 607	1 975	1 250	SOUTH KOREA	243	226	146
INDONESIA	2 126	329	213	JAPAN	60	70	44
MALAYSIA	987	80	51				
MONGOLIA	12 616	1 414	861	431 ANIMAL,VEG.FATS,OILS,NES			
CHINA	374 383	25 460	16 160	IMPORTS	6 059 626	483 677	309 439
HONG KONG	348 419	24 183	15 450	FRANCE	179 280	14 341	9 210
NEW ZEALAND	13 458	1 010	649	BELGIUM LUX	486 130	44 653	28 578
FIJI	420	45	30	NETHERLANDS	1 981 270	160 715	102 963
				ITALY	350 333	29 328	18 730
422 FIXED VEG.FAT,OILS,OTHER				UNITD KINGDOM	135 054	16 783	10 752
IMPORTS	7 606 290	651 439	417 107	DENMARK	114 016	20 586	13 152
FRANCE	12 929	3 289	2 118	PORTUGAL	1 872	101	63
BELGIUM LUX	51 845	5 481	3 532	SPAIN	12 147	588	371
NETHERLANDS	671 677	72 584	46 600	NORWAY	60 276	8 527	5 382
ITALY	125 982	34 125	21 972	SWEDEN	164 001	12 799	8 186
UNITD KINGDOM	25 544	4 094	2 620	FINLAND	22 585	1 827	1 165
DENMARK	22 731	3 551	2 273	SWITZERLAND	128 045	6 095	3 915
SPAIN	305	226	146	AUSTRIA	213 095	9 643	6 200
SWEDEN	9 591	1 740	1 140	YUGOSLAVIA	30 379	1 783	1 089
SWITZERLAND	6 333	1 237	784	LATVIA	97	107	74
AUSTRIA	819	1 016	653	POLAND	363 474	16 561	10 613
TURKEY	157	77	49	CZECHOSLOVA	216 242	10 047	6 439
POLAND	150	6 751	4 385	HUNGARY	27 582	1 221	782
HUNGARY	33	82	52	ROMANIA	57 329	2 649	1 694
EGYPT	10	96	59	BULGARIA	4 612	234	149
CTE D IVOIRE	668 629	50 137	32 423	YUGOSLAVIA	11 320	636	403
GHANA	2 558	181	118	SLOVENIA	5 132	271	183
BENIN	2 999	200	121	CROATIA	8 965	424	283
NIGERIA	9 955	1 037	646	BOS HERZEGOV	918	54	34
CAMEROON	4 979	333	223	MOROCCO	334	177	112
GABON	5 190	338	227	SENEGAL	180	79	50
ZAIRE	754	53	34	GUIN BISSAU	164	67	41
SOUTH AFRICA	461	303	193	CENT AFR REP	334	182	121
USA	20 890	7 154	4 551	KENYA	95	49	31
MEXICO	184	311	199	TANZANIA	393	150	93
BRAZIL	17 289	2 013	1 304	MADAGASCAR	163	59	37
PARAGUAY	2 501	544	339	ZAMBIA	302	139	88
ARGENTINA	20 643	2 836	1 820	USA	76 113	9 064	5 853
ISRAEL	459	653	426	CANADA	15 658	873	541
INDIA	78 330	8 772	5 683	MEXICO	1 511	667	428
VIETNAM	3 103	354	215	BRAZIL	62 017	11 851	7 559
INDONESIA	2 359 457	176 651	112 300	PARAGUAY	7 000	310	195
MALAYSIA	2 120 956	145 778	93 315	ARGENTINA	10 047	628	390
SINGAPORE	59 139	4 617	2 977	INDIA	4 717	851	537
PHILIPPINES	1 038 204	94 824	60 771	INDONESIA	263 990	21 548	13 915
CHINA	47 262	5 734	3 656	MALAYSIA	908 991	59 090	37 505
JAPAN	294	472	302	SINGAPORE	9 088	366	231
PAPUA NEW G	200 505	12 503	8 012	PHILIPPINES	88 402	9 484	6 142
SOLOMON IS	4 959	587	396	CHINA	31 031	6 557	4 194
WEST SAMOA	7 986	586	396	JAPAN	31	52	31
EXPORTS	891 517	101 285	64 760	AUSTRALIA	1 175	569	369
FRANCE	121 983	15 223	9 725	NEW ZEALAND	1 124	515	331
BELGIUM LUX	38 542	5 182	3 343	EXPORTS	5 529 696	543 873	348 851
NETHERLANDS	278 323	24 392	15 607	FRANCE	437 147	63 630	40 864
ITALY	142 819	16 449	10 488	BELGIUM LUX	259 234	29 488	18 888
UNITD KINGDOM	38 352	6 405	4 102	NETHERLANDS	1 932 776	147 717	94 811
IRELAND	4 031	571	364	ITALY	161 777	28 911	18 559
DENMARK	54 488	5 648	3 605	UNITD KINGDOM	173 050	27 067	17 371
GREECE	10 061	1 151	740	IRELAND	3 476	636	400
PORTUGAL	672	133	84	DENMARK	1 575 654	94 698	60 764
SPAIN	2 652	639	414	GREECE	28 784	5 022	3 219
NORWAY	1 499	210	133	PORTUGAL	10 693	2 038	1 296
SWEDEN	3 213	540	342	SPAIN	91 585	11 009	7 038
FINLAND	2 408	336	209	ICELAND	550	78	51
SWITZERLAND	25 988	4 520	2 878	NORWAY	10 000	2 260	1 443
AUSTRIA	39 601	5 090	3 269	SWEDEN	64 043	7 899	5 049
YUGOSLAVIA	5 096	525	320	FINLAND	3 931	931	602
TURKEY	1 644	453	290	SWITZERLAND	61 267	11 491	7 377
POLAND	39 433	3 450	2 237	AUSTRIA	167 380	20 247	12 993
CZECHOSLOVA	28 513	3 103	1 968	MALTA	3 458	400	257
HUNGARY	5 079	597	389	YUGOSLAVIA	10 580	1 953	1 206



## 6 IMPORTS AND EXPORTS (SPECIAL TRADE) BY GROUPS OF THE SITC-REV. III AND BY COUNTRIES OF PRODUCTION AND CONSUMPTION 1992

GROUP COUNTRY	DT = 100 KG	1 000 DM	1 000 \$	GROUP COUNTRY	DT = 100 KG	1 000 DM	1 000 \$
TURKEY	15 710	3 446	2 188	USA	1 768 475	169 756	110 159
ESTONIA	1 923	87	57	CANADA	364 919	17 451	11 148
SOVIET UNION	2 658	440	273	PANAMA	2 423	166	107
POLAND	114 439	14 740	9 479	DOMINIC REP	12 041	781	524
CZECHOSLOVA	28 864	3 762	2 436	BRAZIL	195 049	14 623	9 519
HUNGARY	11 936	2 422	1 550	ARGENTINA	10 663	550	340
ROMANIA	5 773	1 214	769	ISRAEL	405	520	328
BULGARIA	16 378	2 351	1 530	INDIA	818	2 862	1 860
BELARUS	1 320	169	110	INDONESIA	360	84	52
RUSSIA	2 272	331	213	CHINA	3 056	1 298	805
YUGOSLAVIA	4 732	874	558	JAPAN	129 757	27 548	17 731
SLOVENIA	4 438	633	420	TAIWAN	1 075	550	345
CROATIA	9 374	1 371	901	NEW ZEALAND	2 837	951	603
MOROCCO	4 034	784	493	EXPORTS	20 662 857	1 685 131	1 083 579
ALGERIA	707	97	67	FRANCE	2 944 728	228 837	147 173
TUNISIA	14 624	1 808	1 173	BELGIUM LUX	4 805 650	401 559	259 250
EGYPT	8 735	1 651	1 049	NETHERLANDS	5 341 559	301 137	193 774
MALI	993	103	68	ITALY	1 088 285	113 968	72 717
SENEGAL	979	143	89	UNITD KINGDOM	1 509 512	112 515	72 469
GAMBIA	1 946	140	91	IRELAND	13 414	2 243	1 439
SIERRA LEONE	4 009	276	171	DENMARK	66 888	11 136	7 097
CTE D IVOIRE	1 852	269	170	GREECE	98 680	7 383	4 750
GHANA	1 139	88	55	PORTUGAL	58 400	5 671	3 631
NIGERIA	7 351	918	590	SPAIN	408 359	51 066	32 804
CAMEROON	692	109	70	ICELAND	111	66	35
ETHIOPIA	868	92	61	NORWAY	10 162	1 808	1 157
KENYA	828	109	70	SWEDEN	381 359	40 805	26 083
UGANDA	1 254	139	88	FINLAND	42 611	4 503	2 838
TANZANIA	7 944	690	427	SWITZERLAND	608 757	61 525	39 357
MAURITIUS	5 319	805	518	AUSTRIA	621 071	57 439	36 829
SOUTH AFRICA	3 037	700	451	VATICAN CITY	266	91	61
USA	19 953	5 863	3 740	MALTA	253	112	72
CANADA	488	163	108	YUGOSLAVIA	8 026	1 511	921
MEXICO	1 175	326	207	TURKEY	22 267	5 406	3 461
GUATEMALA	1 031	185	116	LATVIA	56	49	32
EL SALVADOR	1 692	333	213	SOVIET UNION	12 883	1 117	685
COSTA RICA	884	192	123	POLAND	696 478	44 497	28 910
CUBA	224	52	33	CZECHOSLOVA	419 079	26 674	17 053
COLOMBIA	2 071	406	258	HUNGARY	23 574	3 634	2 300
VENEZUELA	2 481	477	309	ROMANIA	14 591	1 195	793
ECUADOR	1 680	376	242	BULGARIA	606	124	80
PERU	325	66	40	ALBANIA	581	72	48
BRAZIL	3 812	748	479	UKRAINE	21 464	1 878	1 249
CHILE	2 598	489	315	RUSSIA	9 267	858	537
ARGENTINA	1 423	293	186	YUGOSLAVIA	11 628	1 136	756
CYPRUS	5 688	985	639	SLOVENIA	3 627	773	506
LEBANON	2 613	445	280	CROATIA	5 810	667	436
SYRIA	4 045	558	352	MOROCCO	7 744	1 422	909
IRAN	35 803	5 256	3 334	ALGERIA	2 150	322	201
ISRAEL	8 524	1 733	1 107	TUNISIA	10 751	1 097	710
JORDAN	8 570	1 320	847	LIBYA	336	141	92
SAUDI ARABIA	35 307	5 788	3 697	EGYPT	9 207	983	633
ARAB EMIRAT	1 780	365	238	GUINEA	707	55	33
YEMEN	2 750	584	392	CTE D IVOIRE	2 283	719	460
PAKISTAN	2 565	588	371	GHANA	2 444	674	409
INDIA	5 877	586	373	NIGERIA	6 598	1 198	757
BANGLADESH	272	97	61	CAMEROON	2 666	391	252
THAILAND	9 864	1 651	1 077	ZAIRE	1 219	269	168
INDONESIA	9 117	1 554	996	BURUNDI	117	79	49
MALAYSIA	3 019	560	366	ANGOLA	56	97	67
SINGAPORE	3 521	655	416	KENYA	3 666	324	211
PHILIPPINES	2 827	518	332	TANZANIA	406	96	62
CHINA	3 747	1 229	792	MADAGASCAR	130	54	36
SOUTH KOREA	9 011	2 213	1 406	MAURITIUS	270	127	80
JAPAN	16 147	4 368	2 808	ZIMBABWE	1 018	192	125
TAIWAN	6 321	1 141	723	SOUTH AFRICA	68 385	6 424	4 079
HONG KONG	20 830	3 896	2 506	NAMIBIA	100	48	30
AUSTRALIA	6 963	1 018	638	USA	494 612	52 475	33 924
NEW ZEALAND	763	138	89	CANADA	106 958	8 701	5 573
UNID COUNTR	398	50	33	MEXICO	20 111	3 171	2 042
511 HYDROCARBONS,NES,DERIVTS				GUATEMALA	343	148	93
IMPORTS	27 222 173	1 965 420	1 260 278	HONDURAS	242	46	30
FRANCE	2 019 737	193 173	123 898	EL SALVADOR	168	62	37
BELGIUM LUX	3 334 565	227 609	145 998	COSTA RICA	1 257	181	113
NETHERLANDS	10 340 814	706 590	452 326	CUBA	312	52	33
ITALY	940 530	72 763	46 660	TRINIDAD TOB	151	91	60
UNITD KINGDOM	3 620 527	240 428	153 974	COLOMBIA	7 559	1 655	1 046
IRELAND	65	94	61	VENEZUELA	5 942	1 171	754
DENMARK	2 669	708	454	ECUADOR	860	322	202
PORTUGAL	61 041	3 640	2 290	PERU	2 045	698	460
SPAIN	1 112 218	80 234	51 574	BRAZIL	47 165	9 360	5 963
NORWAY	511 108	35 558	22 427	CHILE	2 724	860	554
SWEDEN	7 897	427	270	URUGUAY	1 752	184	116
FINLAND	74 156	5 100	3 252	ARGENTINA	17 018	2 094	1 353
SWITZERLAND	32 835	7 301	4 775	CYPRUS	1 548	187	122
AUSTRIA	86 841	5 554	3 585	LEBANON	546	100	64
SOVIET UNION	286 349	19 159	11 802	SYRIA	763	178	114
POLAND	133 552	6 451	4 121	IRAN	13 995	3 104	1 974
CZECHOSLOVA	1 022 117	53 759	34 325	ISRAEL	62 185	9 183	5 872
HUNGARY	264 763	13 801	8 829	JORDAN	2 732	402	254
UKRAINE	48 297	2 918	1 907	SAUDI ARABIA	31 725	5 076	3 265
BELARUS	45 945	2 180	1 450	KUWAIT	5 963	1 195	765
RUSSIA	638 389	41 904	27 172	BAHRAIN	1 757	329	217
LIBYA	145 040	8 807	5 529	QATAR	736	127	81
				ARAB EMIRAT	5 873	1 046	679



## 6 IMPORTS AND EXPORTS (SPECIAL TRADE) BY GROUPS OF THE SITC-REV. III AND BY COUNTRIES OF PRODUCTION AND CONSUMPTION 1992

GROUP COUNTRY	DT = 100 KG	1 000 DM	1 000 \$	GROUP COUNTRY	DT = 100 KG	1 000 DM	1 000 \$
YEMEN	692	142	89	LATVIA	4 561	975	639
PAKISTAN	6 527	1 346	845	LITHUANIA	746	201	129
INDIA	27 463	4 720	3 017	SOVIET UNION	13 983	6 012	3 686
BANGLADESH	340	62	38	POLAND	273 278	21 673	14 040
SRI LANKA	524	160	107	CZECHOSLOVAKIA	494 192	25 544	16 342
THAILAND	12 635	2 563	1 624	HUNGARY	51 523	6 071	3 894
INDONESIA	13 858	3 433	2 185	ROMANIA	11 497	2 452	1 603
MALAYSIA	11 761	2 363	1 546	BULGARIA	4 541	1 021	651
SINGAPORE	6 116	1 442	940	ALBANIA	230	55	37
PHILIPPINES	15 289	2 586	1 678	UKRAINE	2 644	864	567
CHINA	97 589	11 362	7 223	BELARUS	1 014	218	143
SOUTH KOREA	24 598	2 600	1 649	RUSSIA	181 593	39 660	26 246
JAPAN	57 774	21 000	13 551	KAZAKHSTAN	790	203	135
TAIWAN	146 435	17 227	10 994	YUGOSLAVIA	4 331	1 096	689
HONG KONG	18 491	2 569	1 629	SLOVENIA	10 492	1 835	1 213
AUSTRALIA	12 192	2 490	1 596	CROATIA	11 594	2 331	1 542
NEW ZEALAND	116	42	31	MOROCCO	6 333	1 312	842
FR POLYNESIA	97	51	34	ALGERIA	2 247	918	607
				TUNISIA	2 045	599	392
512 ALCOHOL, PHENOL, ETC. DERIV				LIBYA	666	234	159
IMPORTS	12 879 884	1 156 286	741 519	EGYPT	13 248	2 501	1 587
FRANCE	1 622 809	271 737	174 171	SUDAN	263	49	33
BELGIUM LUX	719 276	76 798	49 155	SENEGAL	658	126	82
NETHERLANDS	6 887 418	277 073	177 192	CTE D IVOIRE	3 509	899	587
ITALY	569 545	104 441	67 148	GHANA	308	95	63
UNITED KINGDOM	511 409	85 979	55 235	NIGERIA	19 058	4 608	2 933
IRELAND	220	1 195	785	CAMEROON	2 451	762	493
DENMARK	6 150	1 005	642	ZAIRE	564	94	56
PORTUGAL	1 465	153	97	ANGOLA	886	177	117
SPAIN	128 388	33 041	21 200	ETHIOPIA	152	49	31
NORWAY	8 258	940	597	KENYA	5 684	1 340	853
SWEDEN	96 118	17 059	10 895	UGANDA	107	72	48
FINLAND	5 198	5 126	3 282	TANZANIA	309	250	159
SWITZERLAND	93 702	31 847	20 392	MADAGASCAR	618	94	58
AUSTRIA	9 738	1 234	818	MAURITIUS	2 697	501	328
YUGOSLAVIA	3 985	89	55	ZIMBABWE	2 213	436	283
LATVIA	1 500	252	174	SOUTH AFRICA	102 532	17 231	10 933
SOVIET UNION	64 011	1 600	995	USA	530 431	202 895	130 057
POLAND	651 346	58 742	37 918	CANADA	12 742	3 032	1 940
CZECHOSLOVAKIA	146 603	17 691	11 382	MEXICO	16 275	6 664	4 271
HUNGARY	8 000	1 891	1 184	GUATEMALA	1 137	520	327
ROMANIA	3 121	397	257	HONDURAS	111	54	33
UKRAINE	402	46	32	EL SALVADOR	587	239	149
BELARUS	2 675	177	112	COSTA RICA	1 437	739	469
RUSSIA	139 670	4 316	2 852	PANAMA	59	76	50
LIBYA	27 621	516	325	CUBA	653	193	122
EGYPT	429	61	40	HAITI	112	54	34
CTE D IVOIRE	5 079	418	258	DOMINIC REP	2 848	549	355
GHANA	6 349	547	364	JAMAICA	584	197	131
NIGERIA	1 291	88	56	TRINIDAD TOB	1 497	118	73
KENYA	2 978	314	199	COLOMBIA	18 433	3 723	2 399
SOUTH AFRICA	8 851	841	534	VENEZUELA	71 824	9 101	5 879
USA	278 121	57 455	36 972	ECUADOR	3 929	959	617
CANADA	4 950	429	264	PERU	1 449	795	502
MEXICO	90 661	5 843	3 736	BRAZIL	57 763	20 086	13 097
CUBA	25 341	1 375	870	CHILE	15 976	2 634	1 682
BRAZIL	36 725	4 642	2 958	BOLIVIA	382	194	126
CHILE	267 284	5 340	3 390	PARAGUAY	402	100	67
PARAGUAY	70	186	119	URUGUAY	804	367	232
ISRAEL	82	130	80	ARGENTINA	29 624	8 215	5 271
SAUDI ARABIA	188 284	4 916	3 146	CYPRUS	603	167	110
INDIA	2 654	3 564	2 292	LEBANON	410	175	113
THAILAND	50	213	136	SYRIA	5 216	1 168	745
INDONESIA	70 558	10 175	6 585	IRAN	66 160	11 940	7 579
MALAYSIA	56 768	6 938	4 544	ISRAEL	66 153	11 961	7 689
SINGAPORE	2 120	3 508	2 249	JORDAN	6 962	1 149	745
PHILIPPINES	19 181	2 240	1 441	SAUDI ARABIA	19 181	3 556	2 271
CHINA	13 769	9 583	6 125	KUWAIT	213	171	106
SOUTH KOREA	1 242	796	507	ARAB EMIRAT	5 371	1 047	670
JAPAN	54 470	41 802	26 776	PAKISTAN	58 372	5 218	3 361
TAIWAN	1 932	679	435	INDIA	60 272	16 907	10 792
NEW ZEALAND	31 905	670	432	BANGLADESH	8 197	836	533
EXPORTS	16 562 522	2 368 880	1 519 657	SRI LANKA	830	321	207
FRANCE	1 610 925	220 110	140 868	NEPAL	331	107	67
BELGIUM LUX	2 293 987	271 500	173 809	THAILAND	48 706	7 481	4 809
NETHERLANDS	3 585 620	446 716	287 404	VIETNAM	442	100	61
ITALY	1 229 251	200 893	128 598	INDONESIA	17 896	4 556	2 883
UNITED KINGDOM	1 146 256	181 818	116 864	MALAYSIA	17 344	4 285	2 732
IRELAND	108 263	12 348	7 906	SINGAPORE	17 483	6 023	3 820
DENMARK	333 786	42 958	27 585	PHILIPPINES	8 684	1 309	828
GREECE	43 296	8 416	5 414	CHINA	143 424	26 717	17 003
PORTUGAL	65 527	8 758	5 613	SOUTH KOREA	86 999	16 917	10 794
SPAIN	452 658	80 685	51 589	JAPAN	166 043	50 413	32 207
CANARY IS	133	122	79	TAIWAN	931 119	83 892	53 560
ICELAND	330	119	72	HONG KONG	16 377	4 878	3 115
NORWAY	102 740	15 509	9 960	AUSTRALIA	82 263	10 666	6 968
SWEDEN	185 965	25 225	16 158	NEW ZEALAND	2 808	772	497
FINLAND	69 751	10 475	6 699	513 CARBOXYLIC ACIDS, DERIVTS			
SWITZERLAND	674 691	106 865	68 569	IMPORTS	8 864 307	1 890 317	1 209 508
AUSTRIA	721 494	39 344	25 287	FRANCE	1 594 969	319 409	203 551
YUGOSLAVIA	25 198	5 416	3 327	BELGIUM LUX	2 124 109	301 591	193 263
TURKEY	68 179	13 994	8 979	NETHERLANDS	1 538 962	266 879	171 087
ESTONIA	1 504	318	206	ITALY	444 941	127 102	81 209
				UNITED KINGDOM	935 685	191 417	122 786



## 6 IMPORTS AND EXPORTS (SPECIAL TRADE) BY GROUPS OF THE SITC-REV. III AND BY COUNTRIES OF PRODUCTION AND CONSUMPTION 1992

GROUP COUNTRY	DT = 100 KG	1 000 DM	1 000 \$	GROUP COUNTRY	DT = 100 KG	1 000 DM	1 000 \$
IRELAND	46 064	84 790	54 102	RWANDA	31	42	30
DENMARK	10 684	6 535	4 212	ANGOLA	277	73	45
PORTUGAL	3 105	1 791	1 148	ETHIOPIA	1 196	155	99
SPAIN	205 362	39 867	25 489	KENYA	5 177	1 329	860
NORWAY	11 204	12 956	8 232	TANZANIA	191	117	74
SWEDEN	108 870	27 361	17 489	REUNION	1 225	360	236
FINLAND	8 987	1 530	964	MAURITIUS	1 072	440	281
SWITZERLAND	149 937	102 110	65 455	ZIMBABWE	788	192	125
AUSTRIA	392 192	79 511	51 235	SOUTH AFRICA	37 858	10 195	6 535
MALTA	278	204	129	USA	500 352	122 065	77 903
YUGOSLAVIA	8 493	785	497	CANADA	39 813	15 447	9 760
TURKEY	6 429	1 708	1 103	MEXICO	42 511	12 031	7 693
ESTONIA	5 640	547	346	GUATEMALA	2 611	807	520
SOVIET UNION	3 053	488	297	HONDURAS	872	169	107
POLAND	63 947	9 811	6 270	EL SALVADOR	443	221	138
CZECHOSLOVA	178 701	26 073	16 610	NICARAGUA	282	91	60
HUNGARY	70 795	10 266	6 564	COSTA RICA	3 540	610	392
ROMANIA	12 029	1 981	1 282	PANAMA	1 453	527	337
BULGARIA	1 940	218	144	CUBA	6 085	956	597
UKRAINE	8 883	1 134	749	HAITI	75	54	36
BELARUS	7 889	810	541	DOMINIC REP	5 849	934	591
RUSSIA	4 273	726	469	BARBADOS	6	64	39
SLOVENIA	884	112	78	NETH ANTILL	1 165	342	221
SOUTH AFRICA	5 798	1 364	866	COLOMBIA	38 736	8 372	5 321
USA	431 778	125 372	80 229	VENEZUELA	22 554	5 134	3 288
CANADA	26 252	4 203	2 669	ECUADOR	3 008	6 413	4 168
MEXICO	8 269	1 929	1 226	PERU	7 304	4 329	2 778
PANAMA	37	1 778	1 155	BRAZIL	58 355	15 372	9 902
BRAZIL	44 382	5 612	3 537	CHILE	6 016	2 495	1 584
CHILE	790	175	117	BOLIVIA	1 914	441	279
ARGENTINA	1 505	715	457	PARAGUAY	2 431	529	336
INDIA	5 284	2 094	1 346	URUGUAY	8 547	1 323	852
THAILAND	889	142	88	ARGENTINA	36 673	7 298	4 706
INDONESIA	42 516	6 871	4 406	CYPRUS	2 089	577	365
MALAYSIA	18 470	3 065	1 988	LEBANON	1 125	315	201
SINGAPORE	6 501	1 379	857	SYRIA	4 683	1 258	799
PHILIPPINES	863	141	91	IRAN	55 143	11 861	7 516
CHINA	130 396	42 838	27 242	ISRAEL	85 872	19 610	12 657
NORTH KOREA	340	67	44	JORDAN	1 859	1 531	975
SOUTH KOREA	16 711	3 450	2 208	SAUDI ARABIA	14 343	3 069	1 969
JAPAN	146 078	63 296	40 485	KUWAIT	725	287	179
TAIWAN	7 497	2 823	1 806	QATAR	764	1 482	940
HONG KONG	940	210	131	ARAB EMIRAT	18 374	2 538	1 580
NEW ZEALAND	13	130	86	OMAN	1 311	543	345
EXPORTS	12 536 510	2 513 980	1 608 632	YEMEN	1 384	294	183
FRANCE	1 116 194	283 576	181 221	AFGHANISTAN	282	88	57
BELGIUM LUX	1 344 401	206 116	131 846	PAKISTAN	78 627	10 526	6 684
NETHERLANDS	2 366 182	380 136	244 071	INDIA	60 444	18 689	11 984
ITALY	1 440 670	271 499	173 394	BANGLADESH	10 615	1 865	1 189
UNITED KINGDOM	997 083	221 263	141 779	SRI LANKA	4 053	671	429
IRELAND	70 055	16 226	10 356	NEPAL	4 821	672	426
DENMARK	164 637	35 341	22 600	THAILAND	73 666	11 021	7 010
GREECE	74 521	13 441	8 625	VIETNAM	890	196	123
PORTUGAL	51 257	11 214	7 182	INDONESIA	56 711	10 656	6 835
SPAIN	449 445	124 434	79 451	MALAYSIA	30 600	4 014	2 559
CANARY IS	248	147	92	SINGAPORE	137 087	17 969	11 416
ICELAND	104	59	35	PHILIPPINES	17 385	4 517	2 889
NORWAY	138 385	19 760	12 664	CHINA	135 376	18 982	12 036
SWEDEN	216 686	37 650	24 141	SOUTH KOREA	169 020	29 031	18 652
FINLAND	72 500	17 753	11 359	JAPAN	177 434	50 431	32 189
SWITZERLAND	689 502	152 681	98 077	TAIWAN	112 643	20 020	12 810
AUSTRIA	272 950	61 546	39 491	HONG KONG	269 174	31 427	20 258
VATICAN CITY	210	308	208	AUSTRALIA	35 964	18 693	11 769
MALTA	1 149	268	165	NEW ZEALAND	11 007	1 929	1 241
YUGOSLAVIA	27 543	7 083	4 353	514 NITROGEN-FUNCT.COMPOUNDS			
TURKEY	183 998	38 444	24 678	IMPORTS	6 213 449	3 199 896	2 051 709
ESTONIA	434	56	36	FRANCE	1 723 443	541 230	346 110
SOVIET UNION	33 731	13 894	8 455	BELGIUM LUX	1 429 789	399 666	255 743
POLAND	40 786	9 723	6 248	NETHERLANDS	1 072 533	229 378	146 807
CZECHOSLOVA	85 155	15 537	9 971	ITALY	201 738	382 163	242 337
HUNGARY	43 227	13 958	8 898	UNITED KINGDOM	319 891	652 669	422 622
ROMANIA	5 017	1 494	952	IRELAND	39 833	36 233	23 165
BULGARIA	19 191	3 751	2 405	DENMARK	13 568	8 349	5 361
UKRAINE	2 447	874	573	GREECE	5 849	537	344
RUSSIA	34 925	6 571	4 236	PORTUGAL	963	360	226
YUGOSLAVIA	10 531	3 114	2 023	SPAIN	51 461	42 195	26 937
SLOVENIA	8 718	2 040	1 327	NORWAY	20 604	73 022	47 027
CROATIA	9 286	2 612	1 717	SWEDEN	79 955	30 526	19 657
BOS HERZEGOV	231	57	38	FINLAND	1 735	2 436	1 553
MOROCCO	24 142	3 690	2 351	SWITZERLAND	67 452	231 636	148 527
ALGERIA	6 829	2 058	1 358	AUSTRIA	21 304	9 183	5 892
TUNISIA	13 918	3 583	2 303	YUGOSLAVIA	1 184	493	305
LIBYA	4 726	1 237	824	TURKEY	3 818	1 640	1 048
EGYPT	41 116	7 428	4 768	SOVIET UNION	6 642	589	360
SUDAN	89	75	49	POLAND	2 156	970	628
MALI	677	106	66	CZECHOSLOVA	173 657	32 181	20 467
SENEGAL	3 925	491	301	HUNGARY	59 919	23 282	14 795
GAMBIA	99	67	41	ROMANIA	450	55	38
LIBERIA	504	113	73	RUSSIA	27 493	2 923	1 872
CTE D IVOIRE	21 671	2 525	1 631	SLOVENIA	41	280	186
GHANA	273	84	50	CROATIA	875	109	75
TOGO	146	103	64	SOUTH AFRICA	199	451	289
NIGERIA	31 798	5 239	3 376	USA	512 270	219 673	141 023
CAMEROON	1 975	297	189	CANADA	4 608	1 080	696
ZAIRE	162	86	55				



## 6 IMPORTS AND EXPORTS (SPECIAL TRADE) BY GROUPS OF THE SITC-REV. III AND BY COUNTRIES OF PRODUCTION AND CONSUMPTION 1992

GROUP COUNTRY	DT = 100 KG	1 000 DM	1 000 \$	GROUP COUNTRY	DT = 100 KG	1 000 DM	1 000 \$
MEXICO	5 474	4 878	3 046	ECUADOR	1 813	4 002	2 603
BRAZIL	86 081	23 619	15 201	PERU	992	2 368	1 526
CHILE	512	159	106	BRAZIL	70 700	82 861	53 298
ARGENTINA	8 417	1 365	846	CHILE	4 454	5 294	3 403
ISRAEL	1 771	3 940	2 530	BOLIVIA	505	420	270
INDIA	15 576	15 704	10 106	PARAGUAY	236	264	166
THAILAND	8 157	2 494	1 603	URUGUAY	1 210	1 281	821
INDONESIA	14 881	5 164	3 251	ARGENTINA	16 938	24 154	15 604
PHILIPPINES	403	178	117	CYPRUS	960	420	270
CHINA	29 392	23 623	15 280	LEBANON	1 399	1 830	1 120
NORTH KOREA	3 280	746	494	SYRIA	7 009	1 877	1 209
SOUTH KOREA	58 445	27 615	17 632	IRAN	53 789	15 678	9 875
JAPAN	116 670	158 397	101 817	ISRAEL	52 014	26 233	16 921
TAIWAN	19 451	7 553	4 836	JORDAN	6 488	2 542	1 588
HONG KONG	756	943	630	SAUDI ARABIA	44 324	16 026	10 058
AUSTRALIA	200	52	33	KUWAIT	6 242	1 727	1 156
EXPORTS	7 662 706	4 090 671	2 619 647	BAHRAIN	459	132	87
FRANCE	1 106 256	364 000	233 140	QATAR	371	470	304
BELGIUM LUX	813 640	231 309	148 523	ARAB EMIRAT	4 079	1 696	1 095
NETHERLANDS	1 018 525	742 256	476 819	OMAN	538	207	129
ITALY	977 776	350 085	223 773	YEMEN	1 197	344	217
UNITED KINGDOM	446 227	221 277	142 416	PAKISTAN	13 075	5 863	3 746
IRELAND	17 549	13 290	8 505	INDIA	70 075	47 579	30 396
DENMARK	76 520	26 938	17 181	BANGLADESH	1 622	604	378
GREECE	27 239	24 112	15 447	SRI LANKA	360	204	128
PORTUGAL	38 304	21 177	13 531	THAILAND	22 757	12 216	7 817
SPAIN	216 276	159 011	101 419	LAOS	4	54	37
ICELAND	230	188	126	INDONESIA	12 814	17 094	10 926
NORWAY	23 662	12 199	7 869	MALAYSIA	13 989	8 258	5 325
SWEDEN	67 694	35 140	22 466	SINGAPORE	17 914	9 077	5 865
FINLAND	67 273	20 259	12 879	PHILIPPINES	13 961	9 311	5 881
SWITZERLAND	420 002	306 760	196 600	CHINA	199 715	49 619	31 720
AUSTRIA	109 687	64 796	41 366	NORTH KOREA	30	81	55
VATICAN CITY	10	51	32	SOUTH KOREA	102 290	56 041	35 816
MALTA	209	552	364	JAPAN	241 796	273 663	175 860
YUGOSLAVIA	16 292	14 825	9 061	TAIWAN	88 487	41 888	26 774
TURKEY	72 786	41 296	26 358	HONG KONG	47 404	16 146	10 361
ESTONIA	178	79	50	AUSTRALIA	22 513	11 580	7 479
SOVIET UNION	30 541	10 455	6 471	NEW ZEALAND	6 174	2 213	1 422
POLAND	74 453	28 522	18 449	FIJI	595	182	120
CZECHOSLOVAKIA	60 750	21 398	13 686	FR POLYNESIA	321	110	71
HUNGARY	80 736	30 279	19 123	515 ORGANIC-INORGANIC COMPOUNDS			
ROMANIA	8 882	3 190	2 115	IMPORTS	2 557 536	2 799 457	1 791 323
BULGARIA	5 045	3 753	2 362	FRANCE	364 611	235 448	150 162
ALBANIA	230	86	56	BELGIUM LUX	873 133	297 976	190 472
UKRAINE	522	382	255	NETHERLANDS	404 309	177 818	114 096
BELARUS	1 039	608	410	ITALY	66 325	161 516	103 524
RUSSIA	21 149	6 042	3 992	UNITED KINGDOM	131 424	183 256	117 017
KAZAKHSTAN	4 751	552	350	IRELAND	8 866	165 368	106 327
YUGOSLAVIA	3 027	3 024	1 919	DENMARK	17 223	14 062	8 906
SLOVENIA	7 500	3 216	2 107	GREECE	123	65	43
CROATIA	4 076	1 972	1 297	PORTUGAL	91	334	210
BOS HERZEGOV	209	96	66	SPAIN	33 146	44 195	28 248
MOROCCO	8 739	3 032	1 950	NORWAY	1 274	2 452	1 581
ALGERIA	6 713	1 351	842	SWEDEN	4 863	6 839	4 393
TUNISIA	3 488	1 169	761	FINLAND	244	3 986	2 553
LIBYA	12 467	4 425	2 850	SWITZERLAND	46 148	322 069	205 863
EGYPT	11 032	8 178	5 215	AUSTRIA	120 542	39 166	24 981
SUDAN	137	50	33	YUGOSLAVIA	3 784	2 193	1 340
MALI	828	273	177	TURKEY	2 579	538	338
BURKINA FASO	182	65	41	LITHUANIA	1 246	452	300
SENEGAL	991	367	230	SOVIET UNION	6 863	4 040	2 474
CTE D IVOIRE	873	632	440	POLAND	48 489	12 069	7 642
GHANA	3 557	8 372	5 100	CZECHOSLOVAKIA	12 884	7 699	4 927
BENIN	343	149	98	HUNGARY	14 468	12 064	7 711
NIGERIA	58 337	31 343	20 232	ROMANIA	12 992	5 345	3 411
CAMEROON	405	673	427	BULGARIA	6 977	1 440	928
GABON	198	105	72	UKRAINE	2 333	980	642
ZAIRE	2 139	1 784	1 134	BELARUS	501	286	183
ANGOLA	559	444	278	RUSSIA	26 819	9 857	6 354
KENYA	1 637	1 062	683	YUGOSLAVIA	1 601	737	510
UGANDA	176	73	45	SLOVENIA	2 747	2 348	1 534
TANZANIA	1 089	643	395	CROATIA	35	166	108
MOZAMBIQUE	339	173	119	EGYPT	35	137	90
REUNION	562	184	117	SOUTH AFRICA	6 488	1 411	916
MAURITIUS	179	158	102	USA	130 064	547 184	351 760
ZAMBIA	211	146	89	CANADA	3 315	9 155	5 835
ZIMBABWE	1 687	940	591	MEXICO	5 164	6 079	3 855
MALAWI	38	49	32	BAHAMAS		126	84
SOUTH AFRICA	58 605	23 113	14 848	BRAZIL	15 613	19 100	12 057
USA	338 592	390 287	248 410	CHILE	147	219	143
CANADA	110 193	24 649	15 651	ARGENTINA	2	123	79
MEXICO	20 070	35 896	23 075	ISRAEL	1 422	4 628	2 944
GUATEMALA	1 391	2 604	1 676	SAUDI ARABIA	4 329	819	510
HONDURAS	198	120	81	INDIA	11 887	23 765	15 105
EL SALVADOR	488	1 389	882	THAILAND	12 601	3 145	2 014
COSTA RICA	599	563	350	INDONESIA	186	604	385
PANAMA	43	293	190	MALAYSIA	296	52	35
CUBA	332	155	96	SINGAPORE	396	111 186	70 825
DOMINIC REP	240	377	240	CHINA	46 242	71 334	45 501
JAMAICA	253	80	51	SOUTH KOREA	4 492	6 132	3 905
BARBADOS	37	464	304	JAPAN	95 480	275 445	175 983
TRINIDAD TOB	210	74	47	TAIWAN	1 527	2 942	1 873
COLOMBIA	31 925	20 136	12 942	HONG KONG	181	820	501
VENEZUELA	10 280	9 371	6 013				



6 IMPORTS AND EXPORTS (SPECIAL TRADE) BY GROUPS OF THE SITC-REV. III AND BY COUNTRIES OF PRODUCTION AND CONSUMPTION 1992

GROUP COUNTRY	DT = 100 KG	1 000 DM	1 000 \$	GROUP COUNTRY	DT = 100 KG	1 000 DM	1 000 \$
AUSTRALIA	61	97	60	JORDAN	673	744	477
NEW ZEALAND	5	51	35	SAUDI ARABIA	13 208	3 942	2 526
EXPORTS	2 975 962	4 578 584	2 924 601	KUWAIT	85	180	115
FRANCE	291 136	368 832	236 628	ARAB EMIRAT	1 360	369	234
BELGIUM LUX	169 115	133 331	85 635	PAKISTAN	5 644	23 435	15 005
NETHERLANDS	239 724	206 338	133 157	INDIA	19 976	18 275	11 651
ITALY	426 802	505 359	322 489	BANGLADESH	285	1 513	973
UNITED KINGDOM	219 404	216 245	138 522	SRI LANKA	611	629	406
IRELAND	17 206	27 962	18 016	MYANMAR	322	90	56
DENMARK	20 932	20 490	13 051	THAILAND	12 463	13 679	8 715
GREECE	11 774	26 487	16 814	VIETNAM	10 37	64	40
PORTUGAL	13 238	34 983	22 228	INDONESIA	10 435	21 664	13 864
SPAIN	77 636	181 937	116 545	MALAYSIA	13 020	17 148	10 978
ICELAND	135	154	97	SINGAPORE	10 468	10 208	6 540
FAEROE IS	3	54	36	PHILIPPINES	3 910	10 026	6 462
NORWAY	9 180	15 070	9 677	MONGOLIA	80	115	77
SWEDEN	20 336	20 734	13 211	CHINA	70 973	38 638	24 393
FINLAND	13 133	9 836	6 252	SOUTH KOREA	31 360	68 377	43 799
SWITZERLAND	228 432	271 253	174 387	JAPAN	101 232	332 170	212 836
AUSTRIA	53 403	61 557	39 446	TAIWAN	18 232	25 918	16 568
ANDORRA	4	81	48	HONG KONG	23 081	16 513	10 528
VATICAN CITY	15	61	39	AUSTRALIA	12 634	38 436	24 590
MALTA	131	151	92	NEW ZEALAND	4 037	4 215	2 676
YUGOSLAVIA	15 707	22 375	13 730	516 OTHER ORGANIC CHEMICALS			
TURKEY	21 440	56 058	35 786	IMPORTS	7 739 012	1 912 197	1 224 011
LATVIA	120	139	87	FRANCE	1 116 792	152 946	97 880
LITHUANIA	54	80	51	BELGIUM LUX	1 712 396	213 415	136 937
SOVIET UNION	129 587	56 346	34 439	NETHERLANDS	3 334 615	340 791	218 462
POLAND	16 583	19 417	12 274	ITALY	375 156	69 166	44 249
CZECHOSLOVAKIA	19 220	13 358	8 538	UNITED KINGDOM	221 618	114 603	73 792
HUNGARY	28 906	20 334	12 972	IRELAND	802	6 671	4 337
ROMANIA	1 827	2 601	1 616	DENMARK	82 259	91 649	58 998
BULGARIA	2 313	1 566	1 011	GREECE	33	152	94
UKRAINE	2 072	1 265	843	PORTUGAL	390	292	192
RUSSIA	42 213	14 470	9 314	SPAIN	37 554	13 229	8 451
KAZAKHSTAN	920	1 563	1 050	NORWAY	1 966	3 873	2 500
UZBEKISTAN	1 095	2 102	1 335	SWEDEN	16 805	9 678	6 161
YUGOSLAVIA	3 893	12 699	8 144	FINLAND	18 838	4 697	3 032
SLOVENIA	872	1 361	909	SWITZERLAND	39 542	613 990	391 725
CROATIA	8 328	4 512	2 965	AUSTRIA	78 682	23 667	15 017
BOS HERZEGOVINA	340	92	64	YUGOSLAVIA	331	363	227
MOROCCO	897	3 592	2 297	LITHUANIA		162	102
ALGERIA	189	213	134	SOVIET UNION	6 829	1 329	818
TUNISIA	1 121	1 150	715	POLAND	148 057	10 248	6 404
LIBYA	645	704	448	CZECHOSLOVAKIA	56 697	10 181	6 511
EGYPT	5 342	17 330	10 950	HUNGARY	60 944	3 580	2 222
SUDAN	35	99	62	ROMANIA	3 135	484	302
MAURITANIA		55	35	BULGARIA	245	90	60
MALI	208	336	217	RUSSIA	1 298	604	393
SENEGAL	511	338	207	YUGOSLAVIA	15	175	108
COTE D'IVOIRE	1 292	1 712	1 097	ZAIRE	30	235	155
GHANA	112	395	244	SOUTH AFRICA	207	909	583
NIGERIA	3 433	6 484	4 159	USA	203 547	101 888	65 359
CAMEROON	632	711	481	CANADA	25	942	602
ZAIRE	26	129	84	MEXICO	183	2 960	1 841
RWANDA	18	85	51	NETHERLANDS	2	4 143	2 560
BURUNDI	250	612	368	BRAZIL	1 257	5 873	3 761
ETHIOPIA	268	213	134	ARGENTINA	86	2 188	1 415
KENYA	1 467	1 202	779	ISRAEL	8 477	7 261	4 652
MADAGASCAR	51	45	31	SAUDI ARABIA	101 008	4 950	3 074
MAURITIUS	318	220	137	INDIA	4 982	6 099	3 887
ZAMBIA	118	66	42	THAILAND	279	3 014	1 934
ZIMBABWE	904	2 202	1 454	INDONESIA	72	71	45
SOUTH AFRICA	56 984	41 184	26 353	SINGAPORE	846	974	631
USA	296 565	1 146 890	730 095	CHINA	8 625	8 342	5 330
CANADA	15 057	91 240	57 294	SOUTH KOREA	1 340	1 712	1 107
MEXICO	17 551	65 408	41 720	JAPAN	90 865	68 956	44 469
GUATEMALA	1 801	5 286	3 372	TAIWAN	1 753	5 190	3 340
HONDURAS	435	305	193	HONG KONG	112	259	167
EL SALVADOR	444	6 747	4 309	EXPORTS	10 504 632	2 346 477	1 502 669
NICARAGUA	396	237	151	FRANCE	944 824	202 053	129 432
COSTA RICA	539	871	554	BELGIUM LUX	2 371 413	341 693	219 236
PANAMA	348	843	535	NETHERLANDS	3 156 201	445 560	285 302
CUBA	92	374	238	ITALY	777 997	162 872	104 261
HAITI	25	117	74	UNITED KINGDOM	718 325	135 144	86 485
BAHAMAS	220	2 272	1 435	IRELAND	16 483	15 139	9 718
DOMINIC REP	250	393	251	DENMARK	67 953	20 188	12 872
JAMAICA	363	193	125	GREECE	10 569	5 122	3 261
BARBADOS	30	744	472	PORTUGAL	18 197	6 696	4 270
TRINIDAD TOB	61	47	30	SPAIN	171 858	66 765	42 515
COLOMBIA	6 093	18 943	12 197	ICELAND	216	109	70
VENEZUELA	6 434	14 953	9 608	NORWAY	46 765	13 306	8 547
ECUADOR	1 664	5 771	3 726	SWEDEN	124 990	26 977	17 272
PERU	3 178	5 865	3 777	FINLAND	35 497	9 729	6 244
BRAZIL	35 521	76 773	49 038	SWITZERLAND	756 520	221 022	141 880
CHILE	2 704	6 298	3 989	AUSTRIA	150 801	35 725	22 933
BOLIVIA	651	746	477	VATICAN CITY	24	127	84
PARAGUAY	774	1 411	908	MALTA	78	179	114
URUGUAY	630	1 950	1 255	YUGOSLAVIA	11 276	5 694	3 475
ARGENTINA	19 221	31 789	20 511	TURKEY	62 384	15 682	10 067
CYPRUS	79	203	131	LATVIA	56	129	81
LEBANON	223	199	127	SOVIET UNION	1 078	283	172
SYRIA	315	817	527				
IRAN	3 634	6 634	4 344				
ISRAEL	23 928	27 087	17 327				



## 6 IMPORTS AND EXPORTS (SPECIAL TRADE) BY GROUPS OF THE SITC-REV. III AND BY COUNTRIES OF PRODUCTION AND CONSUMPTION 1992

GROUP COUNTRY	DT = 100 KG	1 000 DM	1 000 \$	GROUP COUNTRY	DT = 100 KG	1 000 DM	1 000 \$
POLAND	148 004	29 483	18 862	DENMARK	63 886	4 019	2 593
CZECHOSLOVA	27 205	9 626	6 181	GREECE	1 235	90	56
HUNGARY	27 843	9 950	6 361	PORTUGAL	430	52	34
ROMANIA	8 268	2 063	1 307	SPAIN	180 710	12 451	7 971
BULGARIA	2 162	1 116	721	NORWAY	521 562	59 528	38 178
UKRAINE	8 546	1 802	1 161	SWEDEN	123 494	9 691	6 126
RUSSIA	27 503	6 353	4 064	FINLAND	71 193	16 909	10 800
YUGOSLAVIA	2 689	1 628	1 046	SWITZERLAND	519 126	22 202	14 212
SLOVENIA	4 797	1 694	1 122	AUSTRIA	1 476 391	55 630	35 577
CROATIA	2 000	1 525	995	YUGOSLAVIA	33 194	8 099	4 344
MOROCCO	1 343	755	474	TURKEY	29 473	2 857	1 847
ALGERIA	225	183	117	ESTONIA	2 089	152	100
TUNISIA	774	459	297	LATVIA	117 226	2 351	1 418
LIBYA	4 002	2 680	1 680	LITHUANIA	368 742	7 840	4 779
EGYPT	3 319	2 749	1 765	SOVIET UNION	420 547	17 834	11 075
SUDAN	46	82	53	POLAND	357 404	24 870	15 951
GUIN BISSAU	35	46	30	CZECHOSLOVA	878 925	30 380	19 495
GUINEA	2 638	164	105	HUNGARY	126 611	7 184	4 631
CTE D IVOIRE	651	1 270	770	ROMANIA	405	141	96
NIGERIA	8 204	1 706	1 094	BULGARIA	14 457	1 363	858
ZAIRE	41	84	54	UKRAINE	264 677	5 621	3 643
ANGOLA	244	219	135	BELARUS	1 970	314	213
ETHIOPIA	101	192	125	RUSSIA	498 822	34 302	22 255
KENYA	760	728	469	AZERBAIJAN	335	77	47
UGANDA	10	53	36	KAZAKHSTAN	42 368	9 129	5 855
TANZANIA	39	89	58	TURKMENISTAN	1 362	314	217
MOZAMBIQUE	14	668	406	TADJIKISTAN	1 152	264	163
MADAGASCAR	58	89	56	YUGOSLAVIA	4 317	1 149	739
REUNION	65	102	65	SLOVENIA	68 501	17 317	11 401
MAURITIUS	301	118	74	MOROCCO	6 113	151	95
ZIMBABWE	513	272	173	ALGERIA	877	496	318
SOUTH AFRICA	25 739	8 493	5 407	EGYPT	2 299	93	62
LESOTHO	73	302	198	SOUTH AFRICA	110 895	17 092	10 892
USA	242 548	298 522	191 014	USA	324 370	89 306	57 103
CANADA	4 961	5 398	3 435	CANADA	133 349	20 408	13 090
MEXICO	10 068	9 428	6 073	MEXICO	26 279	3 833	2 456
GUATEMALA	1 153	1 298	834	FRENCH GUIAN	9	129	78
HONDURAS	97	133	84	PERU	2 145	583	373
EL SALVADOR	583	630	392	BRAZIL	180 484	32 199	20 420
COSTA RICA	256	206	131	CHILE	32 268	7 132	4 541
PANAMA	81	70	45	BOLIVIA	1 312	241	155
CUBA	10 411	1 172	771	ARGENTINA	21 429	3 377	2 236
BAHAMAS	614	879	568	ISRAEL	117 346	12 164	7 734
DOMINIC REP	141	251	161	INDIA	7 058	739	467
BARBADOS	36	55	33	SINGAPORE	515	253	159
COLOMBIA	10 061	6 344	4 080	PHILIPPINES	140	459	283
VENEZUELA	3 340	3 181	2 017	CHINA	261 741	38 000	24 449
ECUADOR	571	605	388	SOUTH KOREA	2 154	645	424
PERU	441	1 025	663	JAPAN	93 482	37 872	24 229
BRAZIL	26 116	15 178	9 718	TAIWAN	49 642	5 903	3 765
CHILE	2 738	2 595	1 671	HONG KONG	410	184	119
BOLIVIA	138	129	80	AUSTRALIA	77 412	12 411	7 959
PARAGUAY	170	173	114	EXPORTS	39 964 924	2 587 341	1 657 680
URUGUAY	1 184	770	502	FRANCE	4 058 419	325 646	208 422
ARGENTINA	6 551	6 307	4 074	BELGIUM LUX	5 704 619	223 446	142 946
CYPRUS	404	371	237	NETHERLANDS	6 638 651	245 393	157 387
LEBANON	213	192	120	ITALY	1 125 891	195 401	124 856
SYRIA	1 559	438	283	UNTD KINGDOM	4 845 070	189 382	121 088
IRAN	18 031	5 997	3 833	IRELAND	468 935	16 712	10 587
ISRAEL	16 636	7 837	4 997	DENMARK	1 361 934	63 088	40 148
JORDAN	593	326	211	GREECE	49 462	11 460	7 340
SAUDI ARABIA	5 022	4 340	2 779	PORTUGAL	59 366	13 043	8 362
KUWAIT	65	171	106	SPAIN	562 934	72 011	46 135
BAHRAIN	124	128	84	CANARY IS	481	134	85
ARAB EMIRAT	9 603	4 075	2 557	ICELAND	38 546	849	536
OMAN	433	747	478	NORWAY	210 195	18 457	11 879
YEMEN	119	67	42	SWEDEN	1 774 241	78 257	50 172
PAKISTAN	7 086	5 478	3 425	FINLAND	2 533 932	68 851	44 273
INDIA	21 156	11 996	7 697	SWITZERLAND	470 030	74 622	47 942
BANGLADESH	445	512	330	AUSTRIA	2 069 502	142 798	91 433
SRI LANKA	154	240	150	VATICAN CITY	147	127	81
MYANMAR	67	77	48	MALTA	2 552	432	276
THAILAND	6 679	4 810	3 080	YUGOSLAVIA	32 587	5 666	3 474
VIETNAM	388	402	261	TURKEY	151 468	20 947	13 403
INDONESIA	32 098	10 186	6 421	LITHUANIA	14 681	419	281
MALAYSIA	3 760	2 065	1 315	SOVIET UNION	62 283	14 503	8 998
SINGAPORE	49 923	7 729	4 940	POLAND	157 733	15 441	10 005
PHILIPPINES	2 744	2 694	1 743	CZECHOSLOVA	502 257	32 258	20 512
CHINA	9 110	3 690	2 343	HUNGARY	57 860	12 226	7 861
SOUTH KOREA	60 240	18 267	11 685	ROMANIA	10 284	2 349	1 517
JAPAN	57 552	49 850	31 948	BULGARIA	3 212	1 660	1 042
TAIWAN	84 858	13 077	8 386	UKRAINE	738	226	147
HONG KONG	29 935	7 896	5 079	BELARUS	2 300	664	423
AUSTRALIA	8 419	8 854	5 775	RUSSIA	20 507	3 814	2 496
NEW ZEALAND	2 233	1 698	1 081	YUGOSLAVIA	7 392	2 018	1 286
NEW CALEDON	36	139	90	SLOVENIA	25 720	4 086	2 682
522 INORGANIC CHEM.ELEMENTS				CROATIA	9 852	1 948	1 279
IMPORTS	24 972 733	1 587 173	1 016 789	MOROCCO	12 867	2 705	1 735
FRANCE	4 266 009	225 576	144 753	ALGERIA	9 705	1 981	1 283
BELGIUM LUX	5 594 892	260 531	167 316	TUNISIA	41 660	2 544	1 643
NETHERLANDS	6 651 200	337 840	216 302	LIBYA	3 404	963	603
ITALY	380 384	46 155	29 572	EGYPT	33 415	5 257	3 361
UNTD KINGDOM	411 699	79 716	51 171	SUDAN	32 025	2 308	1 489
IRELAND	24 965	1 365	868	MAURITANIA	800	51	32
				MALI	17 081	942	600



## 6 IMPORTS AND EXPORTS (SPECIAL TRADE) BY GROUPS OF THE SITC-REV. III AND BY COUNTRIES OF PRODUCTION AND CONSUMPTION 1992

GROUP COUNTRY	DT = 100 KG	1 000 DM	1 000 \$	GROUP COUNTRY	DT = 100 KG	1 000 DM	1 000 \$
BURKINA FASO	11 040	638	404	ITALY	247 856	22 694	14 509
NIGER	5 832	374	243	UNITED KINGDOM	536 760	83 398	53 467
SENEGAL	444	121	79	IRELAND	6 943	1 562	996
GAMBIA	3 508	271	174	DENMARK	135 586	3 915	2 493
GUINEA	150 884	3 071	1 950	PORTUGAL	801	91	58
CTE D IVOIRE	11 833	1 104	708	SPAIN	308 189	12 811	8 195
GHANA	12 452	1 479	947	NORWAY	37 566	5 547	3 566
TOGO	2 050	70	42	SWEDEN	380 906	33 800	21 788
BENIN	6 368	419	270	FINLAND	31 952	8 649	5 556
NIGERIA	52 047	5 100	3 317	SWITZERLAND	562 530	30 898	19 788
CAMEROON	4 511	619	388	AUSTRIA	331 674	15 525	9 916
GABON	3 437	280	177	YUGOSLAVIA	21 015	979	604
CONGO	1 168	91	58	TURKEY	39 731	3 889	2 483
ZAIRE	10 597	833	534	ESTONIA	709	117	72
RWANDA	2 543	275	172	SOVIET UNION	8 419	2 118	1 300
BURUNDI	5 616	793	518	POLAND	649 772	20 011	12 753
ANGOLA	9 609	957	626	CZECHOSLOVAKIA	129 456	7 648	4 884
ETHIOPIA	11 018	1 092	697	HUNGARY	164 548	7 120	4 570
KENYA	43 825	3 267	2 105	ROMANIA	17 025	801	525
TANZANIA	30 279	2 791	1 800	BULGARIA	7 391	261	167
SEYCHELLES	315	57	33	UKRAINE	3 420	948	610
MOZAMBIQUE	10 344	764	478	BELARUS	1 212	453	290
MADAGASCAR	22 087	1 328	857	RUSSIA	46 140	5 135	3 417
REUNION	208	49	33	KAZAKHSTAN	2 759	324	216
MAURITIUS	2 398	515	339	YUGOSLAVIA	4 560	229	143
ZAMBIA	37	44	31	SLOVENIA	30 347	1 197	790
ZIMBABWE	10 560	1 518	982	CROATIA	220	52	34
MALAWI	5 865	403	259	TUNISIA	10 000	1 520	985
SOUTH AFRICA	97 692	23 363	14 902	SOUTH AFRICA	8 411	2 437	1 588
USA	3 383 680	227 265	145 779	USA	1 736 741	101 965	65 177
CANADA	659 665	16 314	10 618	CANADA	666	289	184
MEXICO	830 326	10 628	6 873	MEXICO	14 992	2 654	1 719
GUATEMALA	3 121	1 120	717	BRAZIL	2 849	3 529	2 248
HONDURAS	799	271	168	CHILE	47 854	17 475	11 186
EL SALVADOR	1 471	408	252	ARGENTINA	861	60	41
NICARAGUA	613	214	137	ISRAEL	131 177	11 447	7 368
COSTA RICA	7 568	1 917	1 231	INDIA	3 428	1 678	1 081
PANAMA	903	183	120	THAILAND	850	497	314
CUBA	1 436	341	223	CHINA	57 464	5 080	3 288
HAITI	1 219	225	146	SOUTH KOREA	7 677	2 655	1 707
DOMINIC REP	1 528	424	267	JAPAN	30 891	10 172	6 558
JAMAICA	1 545	368	238	TAIWAN	4 579	956	609
TRINIDAD TOB	457	113	73	HONG KONG	764	84	53
NETH ANTILL	522	134	87	AUSTRALIA	664	212	135
COLOMBIA	46 194	6 961	4 489	EXPORTS	21 026 451	1 701 677	1 088 595
VENEZUELA	37 103	7 446	4 780	FRANCE	2 067 814	185 079	118 479
FRENCH GUIAN	20	342	216	BELGIUM LUX	2 044 834	110 045	70 594
ECUADOR	3 806	1 045	674	NETHERLANDS	2 359 718	152 239	97 426
PERU	10 539	2 380	1 501	ITALY	1 247 639	103 278	65 943
BRAZIL	36 725	12 549	8 060	UNITED KINGDOM	886 184	94 118	60 351
CHILE	33 798	6 191	3 970	IRELAND	53 474	8 853	5 655
BOLIVIA	2 952	507	322	DENMARK	776 131	45 841	29 314
PARAGUAY	502	137	89	GREECE	102 669	11 945	7 644
URUGUAY	1 136	414	264	PORTUGAL	95 870	12 345	7 868
ARGENTINA	56 298	5 368	3 455	SPAIN	373 806	44 772	28 588
CYPRUS	3 433	601	387	CANARY IS	2 680	302	194
LEBANON	4 791	765	485	ICELAND	3 938	368	230
SYRIA	58 540	3 666	2 349	NORWAY	707 512	21 254	13 637
IRAN	65 022	12 879	8 121	SWEDEN	767 729	44 610	28 541
ISRAEL	63 072	12 384	7 979	FINLAND	144 110	14 206	9 077
JORDAN	3 804	874	562	SWITZERLAND	872 668	67 247	43 144
SAUDI ARABIA	26 034	7 035	4 548	AUSTRIA	693 357	56 203	35 930
KUWAIT	1 983	398	256	VATICAN CITY	27	79	50
BAHRAIN	2 700	700	455	MALTA	8 879	1 092	688
QATAR	1 898	454	294	YUGOSLAVIA	72 723	5 901	3 608
ARAB EMIRAT	16 181	3 788	2 429	TURKEY	167 840	31 773	20 351
OMAN	2 365	596	385	LATVIA	3 630	139	83
YEMEN	7 204	645	412	SOVIET UNION	735 434	24 670	15 199
PAKISTAN	40 074	4 167	2 678	POLAND	121 199	12 996	8 372
INDIA	39 162	13 663	8 753	CZECHOSLOVAKIA	1 714 994	58 145	37 284
BANGLADESH	10 430	1 573	1 018	HUNGARY	187 009	12 517	8 017
SRI LANKA	9 394	1 522	968	ROMANIA	9 439	1 919	1 257
NEPAL	2 219	190	119	BULGARIA	14 965	2 173	1 375
MYANMAR	988	130	82	ALBANIA	1 113	80	55
THAILAND	39 778	12 191	7 881	UKRAINE	107	59	38
INDONESIA	117 185	21 124	13 452	RUSSIA	280 593	11 556	7 284
MALAYSIA	25 895	6 786	4 363	UZBEKISTAN	3 922	1 991	1 316
SINGAPORE	27 571	9 339	5 989	YUGOSLAVIA	30 797	3 503	2 219
PHILIPPINES	18 775	5 410	3 496	SLOVENIA	32 669	3 141	2 066
CHINA	39 062	10 016	6 485	CROATIA	14 001	2 014	1 329
NORTH KOREA	178	232	141	MOROCCO	18 962	2 100	1 333
SOUTH KOREA	83 907	22 423	14 384	ALGERIA	27 050	1 807	1 151
JAPAN	152 676	116 236	74 863	TUNISIA	20 396	1 882	1 207
TAIWAN	133 234	55 249	35 659	LIBYA	32 033	1 502	942
HONG KONG	48 015	10 455	6 741	EGYPT	74 304	8 800	5 593
AUSTRALIA	65 924	18 564	11 913	SUDAN	4 797	297	189
NEW ZEALAND	9 792	2 625	1 676	MALI	6 234	430	277
SOLOMON IS	489	45	31	NIGER	12 283	361	232
FIJI	2 099	144	94	SENEGAL	13 781	520	332
523 METAL, SALTS, INORGAN. ACID				GAMBIA	204	46	31
IMPORTS	11 983 569	779 509	499 332	CTE D IVOIRE	6 379	752	486
FRANCE	1 469 685	86 973	55 630	GHANA	20 160	2 314	1 480
BELGIUM LUX	2 143 130	103 376	66 059	TOGO	5 372	228	142
NETHERLANDS	2 801 284	156 112	100 107	BENIN	1 038	55	34
				NIGERIA	134 093	6 379	4 144



## 6 IMPORTS AND EXPORTS (SPECIAL TRADE) BY GROUPS OF THE SITC-REV. III AND BY COUNTRIES OF PRODUCTION AND CONSUMPTION 1992

GROUP COUNTRY	DT = 100 KG	1 000 DM	1 000 \$	GROUP COUNTRY	DT = 100 KG	1 000 DM	1 000 \$
CAMEROON	12 278	673	422	YUGOSLAVIA	9 934	1 326	812
CENT AFR REP	2 403	68	43	TURKEY	3 800	655	434
GABON	2 003	98	61	SOVIET UNION	70 429	6 060	3 724
CONGO	5 489	310	207	POLAND	45 816	3 736	2 362
ZAIRE	1 794	88	54	CZECHOSLOVA	28 388	2 865	1 839
RWANDA	2 726	144	90	HUNGARY	2 759	209	132
ANGOLA	22 891	1 082	683	ROMANIA	8 042	869	558
ETHIOPIA	7 544	324	213	BULGARIA	4 369	573	361
KENYA	20 572	1 202	769	UKRAINE	9 162	561	371
TANZANIA	6 928	293	184	BELARUS	2 741	256	158
MADAGASCAR	12 267	547	354	RUSSIA	135 492	8 637	5 629
REUNION	600	48	31	KAZAKHSTAN	32 546	2 867	1 859
MAURITIUS	13 187	616	397	YUGOSLAVIA	2 615	663	432
ZAMBIA	4 866	607	394	SLOVENIA	31 561	2 592	1 725
ZIMBABWE	12 528	1 754	1 089	SOUTH AFRICA	2 199	3 012	1 910
MALAWI	1 960	151	98	USA	25 209	31 393	20 313
SOUTH AFRICA	206 065	21 357	13 696	CANADA	290	464	301
NAMIBIA	2 968	463	291	MEXICO	483	97	59
USA	902 102	162 014	103 721	VENEZUELA	20 762	1 919	1 244
CANADA	134 579	16 752	10 670	BRAZIL	49 329	2 752	1 741
MEXICO	90 225	9 600	6 139	CHILE	731	1 795	1 157
GUATEMALA	14 869	1 065	671	ARGENTINA	1 550	278	186
HONDURAS	23 443	745	473	ISRAEL	8	68	47
EL SALVADOR	14 917	535	336	INDIA	498	308	197
NICARAGUA	1 564	60	37	CHINA	318 702	29 841	19 179
COSTA RICA	28 753	1 763	1 140	SOUTH KOREA	580	1 467	931
PANAMA	14 243	969	626	JAPAN	3 346	6 198	3 943
CUBA	1 320	267	163	HONG KONG	170	47	32
HAITI	5 193	233	147				
DOMINIC REP	15 099	940	588	EXPORTS	1 135 221	614 441	393 259
JAMAICA	1 992	106	69	FRANCE	159 723	69 236	44 508
TRINIDAD TOB	12 271	369	229	BELGIUM LUX	64 957	26 810	17 132
COLOMBIA	26 324	3 783	2 417	NETHERLANDS	59 352	44 830	28 786
VENEZUELA	86 852	11 960	7 537	ITALY	118 321	60 784	38 916
ECUADOR	32 896	3 254	2 080	UNITD KINGDOM	56 755	33 305	21 288
PERU	40 817	3 713	2 389	IRELAND	4 775	5 768	3 713
BRAZIL	110 288	16 959	10 885	DENMARK	26 570	5 683	3 615
CHILE	66 506	5 891	3 770	GREECE	39 095	4 804	3 076
BOLIVIA	3 196	378	248	PORTUGAL	10 569	5 203	3 316
PARAGUAY	1 563	235	147	SPAIN	53 496	15 255	9 709
URUGUAY	5 446	566	617	NORWAY	3 034	902	574
ARGENTINA	59 430	8 228	5 302	SWEDEN	10 158	17 430	11 158
CYPRUS	52 752	5 886	3 781	FINLAND	3 961	5 050	3 230
LEBANON	5 497	662	420	SWITZERLAND	86 998	33 782	21 623
SYRIA	11 226	1 493	941	AUSTRIA	42 900	31 610	20 302
IRAQ	1 400	438	277	MALTA	621	529	337
IRAN	60 558	11 656	7 525	YUGOSLAVIA	4 710	1 542	952
ISRAEL	67 177	8 253	5 301	TURKEY	9 259	2 861	1 848
JORDAN	3 213	544	353	SOVIET UNION	11 454	1 044	640
SAUDI ARABIA	77 483	5 580	3 579	POLAND	1 918	2 241	1 436
KUWAIT	10 543	910	588	CZECHOSLOVA	18 260	9 051	5 809
BAHRAIN	19 762	2 217	1 352	HUNGARY	52 434	3 067	1 947
QATAR	7 131	439	278	ROMANIA	482	212	137
ARAB EMIRAT	76 846	3 296	2 115	BULGARIA	730	352	228
OMAN	2 971	267	166	BELARUS	200	214	135
YEMEN	29 092	1 381	879	RUSSIA	17 820	1 572	1 002
PAKISTAN	17 841	2 500	1 597	YUGOSLAVIA	755	215	137
INDIA	10 622	4 286	2 729	SLOVENIA	2 849	1 182	772
BANGLADESH	8 336	1 222	785	CROATIA	26	374	236
SRI LANKA	8 047	771	498	MOROCCO	3 691	421	275
MYANMAR	419	49	31	TUNISIA	3 682	472	301
THAILAND	105 693	11 672	7 503	LIBYA	311	77	47
VIETNAM	1 483	102	61	EGYPT	8 535	1 668	1 059
INDONESIA	98 334	12 366	7 900	SUDAN	550	76	51
MALAYSIA	80 594	8 254	5 277	GHANA	629	101	62
SINGAPORE	243 327	16 817	10 709	ANGOLA	1 514	152	92
PHILIPPINES	99 486	11 936	7 604	DJIBOUTI	30	125	79
CHINA	40 535	5 922	3 821	KENYA	614	67	47
NORTH KOREA	111	47	30	UGANDA	3	125	84
SOUTH KOREA	182 528	20 305	12 968	MOZAMBIQUE	7	46	31
JAPAN	220 391	51 694	33 293	ZIMBABWE	536	160	107
TAIWAN	220 828	22 163	14 209	SOUTH AFRICA	57 772	11 758	7 406
HONG KONG	81 511	10 916	6 999	USA	49 479	90 706	57 363
AUSTRALIA	122 406	18 797	12 019	CANADA	1 359	6 224	4 180
PAPUA NEW G	836	54	34	MEXICO	1 868	1 228	785
NEW ZEALAND	34 397	3 454	2 210	COSTA RICA	199	124	78
SOLOMON IS	595	60	37	DOMINIC REP	21	78	49
NEW CALEDON	1 700	56	36	COLOMBIA	699	268	170
FIJI	5 474	186	114	VENEZUELA	2 228	898	576
524 OTHER CHEMICAL COMPOUNDS				BRAZIL	3 778	2 181	1 403
IMPORTS	3 144 114	568 448	363 408	CHILE	1 152	488	303
FRANCE	226 141	25 765	16 487	ARGENTINA	267	462	302
BELGIUM LUX	549 015	49 944	31 878	CYPRUS	141	62	38
NETHERLANDS	498 847	58 410	37 547	LEBANON	55	50	33
ITALY	81 699	177 919	112 954	SYRIA	3 910	483	309
UNITD KINGDOM	66 585	26 057	16 654	IRAN	11 070	2 700	1 739
IRELAND	293	6 433	4 089	ISRAEL	3 388	3 260	2 126
DENMARK	479	192	124	JORDAN	630	137	86
SPAIN	60 688	7 563	4 879	SAUDI ARABIA	152	489	313
NORWAY	490 402	49 713	31 895	KUWAIT	173	71	45
SWEDEN	108 894	13 491	8 650	ARAB EMIRAT	141	136	89
FINLAND	8 578	1 435	927	OMAN	4	54	34
SWITZERLAND	15 106	6 158	3 310	YEMEN	1 111	192	119
AUSTRIA	225 631	34 787	22 314	AFGHANISTAN	210	84	57
				PAKISTAN	4 348	563	367
				INDIA	2 374	3 406	2 162



## 6 IMPORTS AND EXPORTS (SPECIAL TRADE) BY GROUPS OF THE SITC-REV. III AND BY COUNTRIES OF PRODUCTION AND CONSUMPTION 1992

GROUP COUNTRY	DT = 100 KG	1 000 DM	1 000 \$	GROUP COUNTRY	DT = 100 KG	1 000 DM	1 000 \$
MYANMAR	470	57	35	NETHERLANDS	19 635	27 865	17 777
THAILAND	6 815	2 217	1 415	ITALY	66 357	57 331	36 718
INDONESIA	2 050	844	540	UNITED KINGDOM	79 876	129 653	83 123
MALAYSIA	960	766	490	IRELAND	337	225	144
SINGAPORE	2 322	2 444	1 555	DENMARK	14 796	17 365	11 174
PHILIPPINES	946	623	397	GREECE	1 680	2 861	1 846
CHINA	14 293	1 953	1 276	PORTUGAL	212	222	148
SOUTH KOREA	6 082	7 808	4 995	SPAIN	33 020	21 747	13 913
JAPAN	48 701	28 325	18 149	NORWAY	236	56	38
TAIWAN	17 599	5 859	3 793	SWEDEN	609	531	345
HONG KONG	2 446	45 527	29 346	FINLAND	1 430	1 615	1 028
AUSTRALIA	1 321	2 664	1 725	SWITZERLAND	80 280	241 421	154 342
NEW ZEALAND	451	254	165	AUSTRIA	7 216	3 035	1 939
525 RADIO-ACTIVE MATERIALS				YUGOSLAVIA	440	144	87
IMPORTS	53 289	1 065 015	681 689	SOVIET UNION	34	122	74
FRANCE	12 076	91 697	58 680	POLAND	957	1 814	1 168
BELGIUM LUX	383	53 587	34 495	CZECHOSLOVAKIA	5 083	9 742	6 235
NETHERLANDS	766	77 916	49 864	HUNGARY	87	50	32
ITALY		8 750	5 630	BULGARIA	27	74	44
UNITED KINGDOM	11 591	422 025	269 418	BELARUS	32	85	58
IRELAND		77	49	RUSSIA	36	142	97
SWEDEN	677	101 276	63 780	EGYPT	100	764	488
FINLAND		401	259	USA	13 960	41 355	26 406
SWITZERLAND	42	5 695	3 675	CANADA	204	70	45
AUSTRIA	11 781	4 149	2 650	MEXICO	338	852	551
SOVIET UNION	283	659	402	VENEZUELA	93	103	68
POLAND		441	278	BRAZIL	1 704	2 585	1 685
CZECHOSLOVAKIA	11	264	171	ARGENTINA	2 840	3 581	2 293
HUNGARY	6	94	59	ISRAEL	192	108	71
RUSSIA	1 317	35 116	23 229	PAKISTAN	63	161	103
SOUTH AFRICA	554	12 445	8 330	INDIA	11 684	16 559	10 652
USA	9 624	226 980	145 882	INDONESIA	547	1 305	854
CANADA	866	3 855	2 387	SINGAPORE	51	87	56
ISRAEL		170	111	CHINA	2 825	2 764	1 761
INDIA	991	160	99	NORTH KOREA	78	89	56
CHINA	1 589	9 466	5 987	SOUTH KOREA	4 855	6 398	4 095
JAPAN	653	8 987	5 741	JAPAN	37 116	66 533	42 948
HONG KONG	42	269	174	TAIWAN	1 532	2 601	1 665
AUSTRALIA		397	256	EXPORTS	1 757 418	3 748 565	2 402 720
EXPORTS	24 707	353 442	227 411	FRANCE	168 886	258 527	165 641
FRANCE	4 197	64 098	41 013	BELGIUM LUX	70 245	125 834	80 498
BELGIUM LUX	596	11 793	7 564	NETHERLANDS	71 083	125 497	80 433
NETHERLANDS	70	3 356	2 152	ITALY	210 824	365 501	233 584
ITALY	167	27 675	17 651	UNITED KINGDOM	133 493	217 199	139 199
UNITED KINGDOM	11 086	57 892	38 232	IRELAND	11 155	12 527	8 054
IRELAND		62	39	DENMARK	22 615	43 370	27 876
DENMARK	13	1 960	1 252	GREECE	9 690	23 949	15 306
GREECE	4	688	433	PORTUGAL	50 285	94 422	60 323
PORTUGAL	1	281	177	SPAIN	59 114	116 567	74 500
SPAIN	25	4 293	2 738	CANARY IS	18	58	35
NORWAY	3	660	418	ICELAND	209	830	538
SWEDEN	226	12 369	7 819	NORWAY	5 209	12 544	8 049
FINLAND	29	1 222	780	SWEDEN	46 468	40 896	26 226
SWITZERLAND	75	5 388	4 091	FINLAND	69 436	48 287	30 882
AUSTRIA	245	11 462	7 320	SWITZERLAND	67 131	197 007	126 910
YUGOSLAVIA	9	126	78	AUSTRIA	69 818	80 811	51 718
TURKEY	1	157	98	MALTA	46	210	136
SOVIET UNION		354	218	YUGOSLAVIA	5 034	11 986	7 363
POLAND		1 312	833	TURKEY	46 864	132 275	85 333
CZECHOSLOVAKIA	248	18 043	11 163	ESTONIA	108	266	170
HUNGARY	10	899	573	LATVIA	383	710	457
BULGARIA	2	402	253	LITHUANIA	381	1 164	749
YUGOSLAVIA	2	65	43	SOVIET UNION	3 285	4 977	3 085
SLOVENIA	3	128	84	POLAND	13 880	21 226	13 638
MOROCCO	180	303	201	CZECHOSLOVAKIA	9 897	20 397	13 076
TUNISIA		63	41	HUNGARY	10 053	16 155	10 334
KENYA		62	39	ROMANIA	1 910	5 057	3 259
SOUTH AFRICA	20	109	66	BULGARIA	1 985	6 133	3 917
USA	7 227	98 536	63 289	UKRAINE	258	918	570
CANADA	1	505	321	BELARUS	1 165	2 616	1 733
MEXICO		112	71	MOLDOVA	152	426	273
BRAZIL	148	18 118	12 028	RUSSIA	1 858	3 836	2 512
CHILE	21	84	52	KAZAKHSTAN	63	162	111
IRAN		1 747	1 113	YUGOSLAVIA	3 317	8 342	5 491
ISRAEL	11	68	41	SLOVENIA	3 038	8 448	5 570
SAUDI ARABIA	4	155	99	CROATIA	1 343	4 207	2 742
INDIA	12	163	103	MOROCCO	5 272	10 051	6 423
THAILAND		47	31	ALGERIA	1 200	3 133	1 959
INDONESIA	20	108	68	TUNISIA	3 075	7 278	4 673
SINGAPORE		49	31	LIBYA	390	658	420
CHINA		288	185	EGYPT	8 554	28 007	17 910
SOUTH KOREA	2	654	406	SUDAN	139	393	247
JAPAN	39	5 254	3 371	MALI	60	282	176
TAIWAN		319	199	NIGER	107	389	246
AUSTRALIA		518	327	SENEGAL	800	2 459	1 556
531 SYNTH. COLOURS, LAKES, ETC.				GAMBIA	527	1 670	1 097
IMPORTS	515 774	846 732	541 466	GUINEA	192	702	444
FRANCE	57 768	113 578	71 710	SIERRA LEONE	40	98	66
BELGIUM LUX	67 481	70 969	45 524	CTE D'IVOIRE	2 122	8 582	5 476
				GHANA	1 502	3 881	2 476
				BENIN	373	1 667	1 039
				NIGERIA	6 668	32 416	20 752
				CAMEROON	322	1 555	992
				ZAIRE	283	1 656	1 041
				BURUNDI	56	298	187



## 6 IMPORTS AND EXPORTS (SPECIAL TRADE) BY GROUPS OF THE SITC-REV. III AND BY COUNTRIES OF PRODUCTION AND CONSUMPTION 1992

GROUP COUNTRY	DT = 100 KG	1 000 DM	1 000 \$	GROUP COUNTRY	DT = 100 KG	1 000 DM	1 000 \$
ANGOLA	178	529	332	CHINA	590	376	244
ETHIOPIA	830	2 728	1 790	JAPAN	214	1 802	1 174
KENYA	1 019	2 888	1 864	TAIWAN	8	134	85
UGANDA	17	76	51	HONG KONG	1 389	670	432
TANZANIA	369	793	512	EXPORTS	1 023 812	240 113	153 634
MADAGASCAR	620	2 278	1 458	FRANCE	37 565	7 652	4 894
REUNION	17	57	36	BELGIUM LUX	8 624	3 805	2 440
MAURITIUS	2 432	7 105	4 559	NETHERLANDS	46 527	10 683	6 819
ZAMBIA	109	272	174	ITALY	172 628	38 803	24 770
ZIMBABWE	1 359	4 230	2 653	UNITED KINGDOM	18 959	5 316	3 396
MALAWI	56	224	142	IRELAND	1 675	416	267
SOUTH AFRICA	18 426	49 582	31 800	DENMARK	4 134	2 111	1 355
USA	151 525	478 952	307 372	GREECE	11 352	2 843	1 797
CANADA	24 550	68 324	43 678	PORTUGAL	14 338	4 234	2 696
MEXICO	11 938	31 182	19 983	SPAIN	24 388	5 949	3 814
GUATEMALA	1 547	5 561	3 559	ICELAND	321	60	37
HONDURAS	296	1 022	654	NORWAY	4 284	1 668	1 067
EL SALVADOR	462	1 734	1 110	SWEDEN	5 061	1 607	1 023
COSTA RICA	275	853	547	FINLAND	3 020	974	623
PANAMA	1 240	2 403	1 544	SWITZERLAND	4 909	2 092	1 364
CUBA	228	692	440	AUSTRIA	8 406	3 874	2 487
DOMINIC REP	459	1 379	870	YUGOSLAVIA	5 315	1 399	868
JAMAICA	61	237	155	TURKEY	7 557	2 728	1 756
TRINIDAD TOB	55	178	110	LATVIA	310	132	89
COLOMBIA	7 994	23 288	14 915	SOVIET UNION	1 518	767	468
VENEZUELA	4 899	14 340	9 217	POLAND	6 642	2 343	1 513
ECUADOR	1 296	3 510	2 264	CZECHOSLOVAKIA	7 520	2 369	1 519
PERU	1 790	5 505	3 538	HUNGARY	3 737	1 073	682
BRAZIL	9 580	28 842	18 521	ROMANIA	1 175	245	162
CHILE	3 530	9 896	6 318	BULGARIA	4 699	916	583
BOLIVIA	403	1 356	874	UKRAINE	190	68	43
PARAGUAY	464	825	525	BELARUS	748	260	172
URUGUAY	3 377	8 403	5 381	RUSSIA	4 028	2 040	1 347
ARGENTINA	5 865	19 151	12 290	YUGOSLAVIA	2 117	677	434
CYPRUS	370	1 086	700	SLOVENIA	2 625	798	536
LEBANON	416	997	641	CROATIA	734	148	99
SYRIA	3 863	10 932	6 988	MOROCCO	13 203	2 664	1 702
IRAN	14 304	28 429	18 056	ALGERIA	1 200	255	165
ISRAEL	15 479	24 112	15 443	TUNISIA	7 972	1 615	1 012
JORDAN	424	1 224	778	LIBYA	357	115	73
SAUDI ARABIA	1 220	3 395	2 211	EGYPT	5 459	1 109	706
KUWAIT	237	499	318	SUDAN	1 473	260	172
QATAR	23	58	36	COTE D'IVOIRE	7	66	43
ARAB EMIRAT	930	1 931	1 242	NIGERIA	797	172	114
OMAN	29	113	72	ETHIOPIA	6 101	1 423	904
YEMEN	214	983	638	KENYA	949	334	218
PAKISTAN	8 178	21 764	13 945	MAURITIUS	113	63	42
INDIA	2 430	11 822	7 567	ZIMBABWE	1 802	706	464
BANGLADESH	1 516	3 638	2 332	SOUTH AFRICA	11 297	3 436	2 215
SRI LANKA	1 954	3 706	2 385	BOTSWANA	152	71	45
NEPAL	172	875	560	USA	48 479	10 066	6 456
MYANMAR	116	429	266	CANADA	7 908	1 757	1 126
THAILAND	18 914	50 815	32 563	MEXICO	429	271	169
INDONESIA	18 414	47 182	30 245	GUATEMALA	2 601	427	276
MALAYSIA	8 606	22 002	14 094	HONDURAS	3 380	413	267
SINGAPORE	13 651	23 413	15 042	EL SALVADOR	1 580	237	151
PHILIPPINES	4 527	11 953	7 674	COSTA RICA	2 892	432	276
CHINA	1 553	5 540	3 538	PANAMA	4 321	575	368
SOUTH KOREA	20 609	85 834	55 154	DOMINIC REP	2 100	602	389
JAPAN	61 672	182 783	117 117	JAMAICA	400	51	34
TAIWAN	30 238	114 992	73 839	COLOMBIA	3 014	975	628
HONG KONG	47 891	146 354	93 819	VENEZUELA	22 054	4 229	2 733
AUSTRALIA	15 745	35 900	23 049	ECUADOR	358	118	75
NEW ZEALAND	3 919	8 398	5 383	PERU	182	82	56
532 DYEING, TANNING MATERIALS				BRAZIL	3 637	973	634
IMPORTS	128 822	53 029	33 993	CHILE	5 158	1 626	1 042
FRANCE	18 763	4 709	3 002	BOLIVIA	145	47	30
BELGIUM LUX	1 318	2 527	1 628	PARAGUAY	254	85	56
NETHERLANDS	3 812	2 948	1 866	URUGUAY	5 066	1 838	1 177
ITALY	20 564	5 596	3 596	ARGENTINA	2 134	735	465
UNITED KINGDOM	8 362	2 715	1 717	LEBANON	3 131	492	314
DENMARK	226	185	120	SYRIA	6 989	932	596
SPAIN	7 206	6 215	3 984	IRAN	6 003	1 767	1 104
SWITZERLAND	1 141	5 771	3 693	ISRAEL	2 125	613	388
AUSTRIA	39	45	30	JORDAN	2 133	293	193
YUGOSLAVIA	1 913	475	289	SAUDI ARABIA	12 681	1 603	1 030
TURKEY	1 085	161	104	ARAB EMIRAT	95	56	38
POLAND	999	183	114	YEMEN	159	57	39
CZECHOSLOVAKIA	3 162	506	330	PAKISTAN	49 690	10 219	6 568
YUGOSLAVIA	72	69	45	INDIA	3 886	1 383	884
SLOVENIA	3 150	540	352	BANGLADESH	21 530	4 401	2 813
MOROCCO	11	119	72	SRI LANKA	535	95	60
ETHIOPIA	398	3 491	2 225	NEPAL	640	90	56
SOUTH AFRICA	28 563	4 822	3 104	THAILAND	36 304	6 260	4 022
USA	690	1 118	708	INDONESIA	30 564	4 922	3 152
CANADA	57	125	80	MALAYSIA	1 080	180	115
MEXICO	600	524	334	SINGAPORE	259	73	45
ECUADOR	16	121	78	PHILIPPINES	8 460	1 313	837
PERU	605	1 473	947	MONGOLIA	1 227	335	230
BRAZIL	8 468	1 805	1 175	CHINA	9 164	2 310	1 461
CHILE	20	64	42	SOUTH KOREA	71 884	16 150	10 288
PARAGUAY	4 107	521	336	JAPAN	32 045	10 447	6 694
ARGENTINA	8 947	1 481	946	TAIWAN	78 143	15 248	9 723
INDIA	2 216	1 594	1 047	HONG KONG	41 399	8 991	5 721
				AUSTRALIA	13 099	4 072	2 630



## 6 IMPORTS AND EXPORTS (SPECIAL TRADE) BY GROUPS OF THE SITC-REV. III AND BY COUNTRIES OF PRODUCTION AND CONSUMPTION 1992

GROUP COUNTRY	DT = 100 KG	1 000 DM	1 000 \$	GROUP COUNTRY	DT = 100 KG	1 000 DM	1 000 \$
NEW ZEALAND	7 400	1 636	1 042	MAURITANIA	176	98	67
533 PIGMENTS, PAINTS, ETC.				MALI	411	104	69
IMPORTS	6 222 419	2 072 648	1 329 670	GAMBIA	95	60	38
FRANCE	691 794	283 318	181 600	GUINEA	110	88	56
BELGIUM LUX	761 619	315 302	202 268	LIBERIA	327	91	58
NETHERLANDS	1 491 443	411 720	264 211	CTE D IVOIRE	2 218	1 091	696
ITALY	179 976	82 087	52 450	GHANA	1 807	900	578
UNTD KINGDOM	586 093	288 184	184 759	TOGO	93	105	67
IRELAND	16 066	10 140	6 478	BENIN	432	173	114
DENMARK	261 865	71 870	46 225	NIGERIA	39 411	15 811	10 229
GREECE	273	199	130	CAMEROON	1 565	539	346
PORTUGAL	382	304	190	CENT AFR REP	125	117	73
SPAIN	112 312	60 691	38 873	ZAIRE	781	311	194
NORWAY	32 322	13 099	8 478	RWANDA	393	181	117
SWEDEN	81 445	28 582	18 364	BURUNDI	418	129	83
FINLAND	98 110	41 686	26 749	ANGOLA	2 376	1 276	783
SWITZERLAND	260 981	201 028	129 209	ETHIOPIA	4 290	1 121	708
AUSTRIA	1 297 590	81 483	52 329	KENYA	2 841	1 001	640
YUGOSLAVIA	223	130	80	UGANDA	71	56	39
SOVIET UNION	31	47	30	TANZANIA	658	258	166
POLAND	8 366	2 330	1 497	MOZAMBIQUE	2 428	844	518
CZECHOSLOVA	28 975	4 742	3 020	MADAGASCAR	2 563	852	543
HUNGARY	1 910	585	378	REUNION	1 266	535	346
BULGARIA	1 126	365	246	MAURITIUS	580	450	285
RUSSIA	72	74	48	ZIMBABWE	4 243	1 379	907
SLOVENIA	2 520	1 260	802	MALAWI	30	64	42
SOUTH AFRICA	25 792	688	430	SOUTH AFRICA	36 718	24 141	15 515
USA	231 054	130 458	83 643	USA	266 632	179 408	115 314
CANADA	1 567	2 416	1 536	CANADA	54 538	23 475	15 085
MEXICO	4 293	1 468	945	MEXICO	31 381	17 450	11 253
CYPRUS	210	65	43	GUATEMALA	3 341	2 768	1 765
ISRAEL	5 196	1 122	705	HONDURAS	913	486	307
SAUDI ARABIA	2 491	910	595	EL SALVADOR	1 037	1 115	711
INDIA	344	342	218	NICARAGUA	132	103	63
INDONESIA	211	136	88	COSTA RICA	3 976	1 845	1 178
MALAYSIA	1 326	831	529	PANAMA	941	1 024	658
SINGAPORE	797	308	205	CUBA	3 185	1 133	748
CHINA	13 463	2 131	1 374	HAITI	758	360	237
SOUTH KOREA	33	114	76	DOMINIC REP	1 709	837	532
JAPAN	18 826	31 472	20 258	GUADELOUPE	743	347	224
TAIWAN	393	496	317	BRIT VIRG IS	305	129	86
HONG KONG	313	238	151	MARTINIQUE	222	251	162
AUSTRALIA	211	70	46	JAMAICA	148	142	92
EXPORTS	11 362 432	4 902 928	3 146 575	BARBADOS	668	909	591
FRANCE	1 526 632	555 284	356 304	COLOMBIA	11 240	6 542	4 214
BELGIUM LUX	1 002 787	403 911	259 054	VENEZUELA	37 492	14 438	9 291
NETHERLANDS	1 512 283	446 807	286 680	SURINAME	467	158	96
ITALY	730 362	451 903	288 854	ECUADOR	8 235	3 971	2 549
UNTD KINGDOM	533 025	288 323	185 268	PERU	11 091	3 782	2 422
IRELAND	29 357	15 867	10 207	BRAZIL	50 109	24 538	15 616
DENMARK	224 582	116 238	74 699	CHILE	16 654	8 933	5 709
GREECE	146 152	72 786	46 829	BOLIVIA	1 571	892	577
PORTUGAL	77 421	50 738	32 555	PARAGUAY	424	400	259
SPAIN	314 462	188 167	120 379	URUGUAY	4 295	2 422	1 567
CANARY IS	4 827	3 100	1 998	ARGENTINA	32 174	15 398	9 933
CEUTA MEL	85	58	38	CYPRUS	4 752	3 101	1 984
ICELAND	13 496	4 056	2 614	LEBANON	9 345	2 986	1 920
NORWAY	92 089	46 321	29 699	SYRIA	8 793	3 159	2 049
SWEDEN	243 663	145 745	93 575	IRAN	55 651	29 230	18 758
FINLAND	102 625	56 206	35 989	ISRAEL	81 581	37 758	24 318
SWITZERLAND	1 414 366	297 947	191 737	JORDAN	3 558	2 033	1 304
AUSTRIA	887 415	359 725	231 575	SAUDI ARABIA	37 007	17 971	11 561
GIBRALTAR	73	47	31	KUWAIT	11 738	4 174	2 671
VATICAN CITY	27	48	32	BAHRAIN	1 579	972	624
MALTA	2 361	1 933	1 233	QATAR	275	343	219
YUGOSLAVIA	36 912	21 246	13 047	ARAB EMIRAT	30 332	12 646	8 031
TURKEY	134 369	77 863	50 359	OMAN	1 154	804	505
ESTONIA	3 862	846	559	YEMEN	1 066	631	403
LATVIA	1 639	1 037	660	PAKISTAN	11 236	5 319	3 435
LITHUANIA	7 361	1 833	1 222	INDIA	6 997	5 217	3 351
SOVIET UNION	173 859	78 846	48 344	BANGLADESH	2 943	1 793	1 154
POLAND	249 142	106 084	68 253	SRI LANKA	6 294	3 521	2 293
CZECHOSLOVA	139 822	90 408	58 506	NEPAL	324	164	102
HUNGARY	76 895	42 000	27 055	MYANMAR	66	171	108
ROMANIA	38 165	14 779	9 432	THAILAND	27 473	22 779	14 714
BULGARIA	20 908	11 085	7 154	VIETNAM	80	96	61
UKRAINE	2 957	1 108	721	INDONESIA	27 891	17 436	11 264
BELARUS	15 684	5 979	3 954	MALAYSIA	21 007	10 416	6 704
RUSSIA	112 710	60 396	39 211	SINGAPORE	33 292	20 257	13 032
KAZAKHSTAN	123	145	100	PHILIPPINES	5 877	4 214	2 694
TURKMENISTAN	2	56	39	MONGOLIA	1 417	543	346
UZBEKISTAN	199	137	94	CHINA	18 502	11 334	7 278
YUGOSLAVIA	20 371	11 557	7 459	NORTH KOREA	26	87	56
SLOVENIA	23 215	12 874	8 478	SOUTH KOREA	37 813	27 712	17 822
CROATIA	13 270	6 321	4 171	JAPAN	68 976	60 933	39 181
BOS HERZEGOV	118	104	72	TAIWAN	80 903	61 417	39 620
MOROCCO	25 621	7 234	4 657	HONG KONG	52 621	50 072	32 193
ALGERIA	1 746	780	507	MACAO	61	192	125
TUNISIA	13 680	7 711	4 903	AUSTRALIA	39 210	30 894	19 912
LIBYA	17 810	5 445	3 444	NEW ZEALAND	6 572	5 276	3 412
EGYPT	23 486	9 815	6 256	SOLOMON IS	405	101	64
SUDAN	915	356	220	FR POLYNESIA	441	199	128
				541 MEDICINES, ETC. EXC. GRP542			
				IMPORTS	387 735	2 908 342	1 864 455



6 IMPORTS AND EXPORTS (SPECIAL TRADE) BY GROUPS OF THE SITC-REV. III AND BY COUNTRIES OF PRODUCTION AND CONSUMPTION 1992

GROUP COUNTRY	DT = 100 KG	1 000 DM	1 000 \$	GROUP COUNTRY	Di = 100 KG	1 000 DM	1 000 \$
FRANCE	43 268	271 560	175 100	KAZAKHSTAN	75	816	527
BELGIUM LUX	33 552	134 780	86 211	YUGOSLAVIA	631	12 856	8 376
NETHERLANDS	16 584	171 535	110 206	SLOVENIA	967	5 325	3 529
ITALY	8 329	81 882	52 379	CROATIA	629	5 174	3 421
UNTD KINGDOM	22 181	171 337	110 414	BOS HERZEGOV	10	170	108
IRELAND	2 465	25 789	16 769	MOROCCO	439	2 044	1 313
DENMARK	11 582	55 233	35 519	ALGERIA	34	266	169
PORTUGAL	4 545	12 750	8 230	TUNISIA	80	675	432
SPAIN	7 852	48 656	31 152	LIBYA	463	2 095	1 348
NORWAY	251	3 061	1 951	EGYPT	2 124	21 093	13 549
SWEDEN	5 673	22 412	14 338	SUDAN	69	521	327
FINLAND	1 362	10 389	6 624	BURKINA FASO	6	145	89
SWITZERLAND	43 202	447 690	286 473	SENEGAL	16	145	88
AUSTRIA	13 482	257 076	164 262	GAMBIA	12	64	40
YUGOSLAVIA	2 407	5 361	3 287	SIERRA LEONE	64	321	202
TURKEY	1 340	3 795	2 458	CTE D IVOIRE	10	387	257
ESTONIA	7	81	56	GHANA	168	2 508	1 589
LATVIA	54	593	382	TOGO	69	361	228
SOVIET UNION	496	1 572	953	BENIN	10	159	102
POLAND	1 529	4 726	3 031	NIGERIA	937	2 670	1 756
CZECHOSLOVA	5 084	25 630	16 419	CAMEROON	4	78	51
HUNGARY	548	7 080	4 535	ZAIRE	32	286	184
ROMANIA	1 487	2 048	1 320	RWANDA	67	744	459
BULGARIA	2 163	6 757	4 328	BURUNDI	14	277	183
UKRAINE	146	296	187	ANGOLA	63	256	161
BELARUS	117	568	389	ETHIOPIA	191	1 599	986
RUSSIA	4 276	11 419	7 539	DJIBOUTI	5	71	47
YUGOSLAVIA	345	742	472	KENYA	464	2 616	1 647
SLOVENIA	398	1 245	821	UGANDA	186	1 583	1 043
CROATIA	4 272	7 552	4 944	TANZANIA	46	353	224
SOUTH AFRICA	65	593	386	SEYCHELLES	12	71	47
NAMIBIA	15	83	54	MOZAMBIQUE	38	207	130
USA	43 888	654 418	419 144	MADAGASCAR	83	405	260
CANADA	364	41 088	26 084	MAURITIUS	26	255	164
MEXICO	1 132	12 595	8 088	ZAMBIA	121	699	445
GUATEMALA	52	472	308	ZIMBABWE	243	1 470	931
NICARAGUA	70	271	181	MALAWI	40	656	424
COSTA RICA	166	1 016	651	SOUTH AFRICA	4 022	45 691	29 274
PANAMA	31	261	158	BOTSWANA	35	173	112
BAHAMAS	2	4 866	3 185	SWAZILAND	1 126	2 768	1 828
VENEZUELA	1	167	107	USA	66 907	525 917	336 141
PERU	2	456	301	CANADA	5 062	34 253	21 954
BRAZIL	3 108	18 843	12 049	ST PIERRE	158	782	528
CHILE	47	392	254	MEXICO	14 945	69 689	44 676
BOLIVIA	11	96	61	GUATEMALA	609	3 532	2 279
PARAGUAY	36	282	182	HONDURAS	364	1 967	1 240
URUGUAY	40	267	172	EL SALVADOR	157	1 730	1 126
ARGENTINA	334	813	527	NICARAGUA	136	654	410
ISRAEL	556	7 422	4 788	COSTA RICA	164	1 024	660
QATAR	20	59	38	PANAMA	695	19 040	12 202
OMAN	5	58	37	CUBA	48	547	352
INDIA	2 943	16 738	10 658	HAITI	107	422	274
BANGLADESH	80	856	543	BAHAMAS	4	97	59
THAILAND	997	2 796	1 798	DOMINIC REP	256	1 400	909
INDONESIA	310	2 221	1 430	JAMAICA	17	201	128
MALAYSIA	541	4 310	2 818	BARBADOS	40	1 062	679
CHINA	62 398	178 470	113 923	TRINIDAD TOB	20	96	61
SOUTH KOREA	830	6 160	3 957	ARUBA	18	588	374
JAPAN	26 995	146 551	94 074	NETH ANTILL	44	168	108
TAIWAN	3 193	5 029	3 235	COLOMBIA	2 408	21 931	14 045
HONG KONG	229	1 462	909	VENEZUELA	3 611	19 506	12 505
AUSTRALIA	162	4 197	2 705	SURINAME	17	114	72
NEW ZEALAND	72	1 144	732	ECUADOR	692	8 818	5 719
EXPORTS	540 353	4 766 934	3 056 005	PERU	1 109	9 597	6 158
FRANCE	57 112	471 665	302 368	BRAZIL	6 881	68 257	44 015
BELGIUM LUX	20 035	129 602	83 010	CHILE	1 478	9 632	6 229
NETHERLANDS	32 226	181 469	116 143	BOLIVIA	268	1 232	776
ITALY	40 625	452 805	290 001	PARAGUAY	333	1 832	1 173
UNTD KINGDOM	24 580	214 630	137 860	URUGUAY	248	1 794	1 150
IRELAND	9 668	41 360	26 515	ARGENTINA	2 868	38 228	24 668
DENMARK	20 889	108 994	70 061	CYPRUS	329	1 869	1 206
GREECE	6 110	45 073	28 967	LEBANON	406	1 739	1 110
PORTUGAL	4 354	49 561	31 542	SYRIA	3 028	7 329	4 768
SPAIN	25 844	313 993	200 565	IRAQ	35	435	272
CANARY IS	66	4 290	2 745	IRAN	4 169	29 237	18 467
ICELAND	165	668	429	ISRAEL	2 692	33 117	21 232
NORWAY	3 944	19 726	12 693	JORDAN	236	2 805	1 809
SWEDEN	6 614	56 165	36 004	SAUDI ARABIA	2 935	23 000	14 866
FINLAND	2 866	20 873	13 353	KUWAIT	514	4 447	2 832
SWITZERLAND	21 443	181 395	116 349	BAHRAIN	142	1 123	715
AUSTRIA	23 984	216 723	138 923	QATAR	93	569	362
ANDORRA	13	232	138	ARAB EMIRAT	985	4 736	3 066
MALTA	222	1 151	748	OMAN	1 685	9 266	5 912
YUGOSLAVIA	1 963	22 463	13 832	YEMEN	62	508	323
TURKEY	4 355	50 946	32 622	AFGHANISTAN	15	178	109
LATVIA	51	341	218	PAKISTAN	1 685	15 421	9 917
LITHUANIA	29	710	467	INDIA	5 308	35 173	22 421
SOVIET UNION	182	3 039	1 846	BANGLADESH	4 422	20 036	12 985
POLAND	5 970	39 609	25 506	SRI LANKA	430	2 242	1 435
CZECHOSLOVA	3 390	19 706	12 634	NEPAL	183	1 013	649
HUNGARY	1 757	21 765	13 980	MYANMAR	26	432	276
ROMANIA	1 334	5 554	3 579	THAILAND	5 781	32 753	20 976
BULGARIA	619	4 247	2 710	VIETNAM	951	2 686	1 710
UKRAINE	12	56	36	INDONESIA	2 859	19 288	12 367
RUSSIA	652	4 634	2 995	MALAYSIA	1 679	5 728	3 632
				SINGAPORE	1 843	14 985	9 602
				PHILIPPINES	3 632	13 324	8 597



## 6 IMPORTS AND EXPORTS (SPECIAL TRADE) BY GROUPS OF THE SITC-REV. III AND BY COUNTRIES OF PRODUCTION AND CONSUMPTION 1992

GROUP COUNTRY	DT = 100 KG	1 000 DM	1 000 \$	GROUP COUNTRY	DT = 100 KG	1 000 DM	1 000 \$
CHINA	1 141	20 258	13 020	RUSSIA	22 407	61 242	40 036
NORTH KOREA	2 48	284	187	GEORGIA	10	1 321	912
SOUTH KOREA	2 624	36 460	23 392	KAZAKHSTAN	597	5 007	3 362
JAPAN	27 326	632 142	406 694	TADJIKISTAN	5	239	165
TAIWAN	3 285	28 372	18 229	YUGOSLAVIA	1 289	5 925	3 816
HONG KONG	5 492	34 938	22 299	SLOVENIA	1 137	11 667	7 554
AUSTRALIA	9 429	74 260	47 875	CROATIA	759	4 260	2 792
PAPUA NEW G	31	415	259	BOS HERZEGOV	697	215	137
AUST OCEANIA	10	65	44	MOROCCO	1 002	3 255	2 090
NEW ZEALAND	943	9 710	6 198	ALGERIA	928	3 514	2 241
AM OCEANIA	30	129	84	TUNISIA	1 034	1 151	761
FIJI	27	130	83	LIBYA	4 597	16 029	10 077
WEST SAMOA	7	49	31	EGYPT	1 016	14 759	9 435
				SUDAN	493	1 804	1 152
542 MEDICAMENTS				MAITI	22	104	66
IMPORTS	642 322	4 419 682	2 833 331	BURKINA FASO	54	111	74
FRANCE	76 788	711 935	456 160	SENEGAL	64	61	39
BELGIUM LUX	41 124	445 985	285 591	GAMBIA	34	53	32
NETHERLANDS	38 856	223 895	143 461	SIERRA LEONE	83	346	219
ITALY	101 207	316 626	202 260	CTE D IVOIRE	226	501	327
UNTO KINGDOM	69 544	675 598	433 843	GHANA	504	1 733	1 094
IRELAND	70 871	157 082	100 774	TGO	36	346	213
DENMARK	7 367	165 738	106 295	BENIN	13	123	77
GREECE	588	13 188	8 481	NIGERIA	2 124	4 700	3 021
PORTUGAL	764	11 102	7 128	CAMEROON	176	230	151
SPAIN	44 125	131 510	85 058	GABON	714	195	131
NORWAY	3 181	12 106	7 730	CONGO	167	63	38
SWEDEN	22 363	476 084	304 898	ZAIRE	367	229	145
FINLAND	899	23 848	15 247	RWANDA	23	230	143
SWITZERLAND	105 365	660 576	423 588	BURUNDI	57	122	74
AUSTRIA	36 991	85 828	55 080	ANGOLA	95	455	284
MALTA	471	1 641	1 053	ETHIOPIA	3 258	3 434	2 194
YUGOSLAVIA	220	2 440	1 486	SOMALIA	26	161	103
TURKEY	412	581	365	KENYA	2 283	6 978	4 458
SOVIET UNION	36	285	178	UGANDA	77	505	331
POLAND	764	1 338	864	TANZANIA	429	3 404	2 160
CZECHOSLOVA	980	9 002	5 753	SEYCHELLES	12	133	86
HUNGARY	6 615	22 859	14 639	MOZAMBIQUE	354	886	567
ROMANIA	65	470	305	MADAGASCAR	54	403	265
BULGARIA	232	1 270	793	MAURITIUS	272	1 619	1 042
SLOVENIA	178	2 229	1 450	ZAMBIA	120	603	403
SOUTH AFRICA	51	9 334	5 993	ZIMBABWE	140	963	612
USA	6 386	180 871	115 606	MALAWI	72	396	257
CANADA	1 079	12 036	7 850	SOUTH AFRICA	6 240	71 418	45 873
MEXICO	19	164	108	NAMIBIA	17	60	41
BRAZIL	69	17 798	11 491	BOTSWANA	28	80	52
CYPRUS	7	64	41	USA	18 851	199 401	126 779
ISRAEL	893	5 642	3 667	CANADA	7 403	62 288	40 031
INDIA	1 371	2 788	1 792	MEXICO	2 927	21 641	13 846
INDONESIA	15	139	93	GUATEMALA	694	4 497	2 891
MALAYSIA	1 441	540	342	HONDURAS	364	2 068	1 322
SINGAPORE	69	423	262	EL SALVADOR	703	7 593	4 869
CHINA	220	218	140	NICARAGUA	454	1 171	761
SOUTH KOREA	9	1 555	999	COSTA RICA	487	2 502	1 611
JAPAN	572	34 506	22 217	PANAMA	1 718	30 758	19 737
TAIWAN	44	54	35	CUBA	345	984	648
HONG KONG	9	76	48	HAITI	175	553	355
AUSTRALIA	17	189	127	BAHAMAS	11	127	79
EXPORTS	1 051 101	6 872 670	4 405 150	DOMINIC REP	539	2 802	1 796
FRANCE	48 263	247 681	158 884	JAMAICA	22	229	150
BELGIUM LUX	49 203	424 495	272 919	BARBADOS	140	536	347
NETHERLANDS	71 904	327 928	210 456	TRINIDAD TOB	165	631	405
ITALY	61 226	430 784	274 995	ARUBA	78	979	629
UNTO KINGDOM	98 533	671 302	431 644	NETH ANTILL	77	671	432
IRELAND	11 224	25 518	16 333	COLOMBIA	564	7 745	4 975
DENMARK	25 600	72 619	46 568	VENEZUELA	1 048	7 988	5 134
GREECE	9 668	115 262	73 914	SURINAME	84	181	118
PORTUGAL	10 196	68 960	44 200	ECUADOR	1 038	9 506	6 087
SPAIN	22 455	164 222	104 719	PERU	386	5 021	3 228
CANARY IS	24	591	404	BRAZIL	1 860	16 245	10 436
ICELAND	47	316	196	CHILE	1 590	11 637	7 470
NORWAY	6 956	50 167	32 207	BOLIVIA	374	1 434	921
SWEDEN	30 543	178 712	114 528	PARAGUAY	319	1 881	1 203
FINLAND	15 709	72 040	46 297	URUGUAY	360	2 109	1 365
SWITZERLAND	67 606	955 301	611 819	ARGENTINA	3 126	15 946	10 287
AUSTRIA	73 523	561 349	360 652	CYPRUS	1 995	7 284	4 664
ANDORRA	19	367	234	LEBANON	1 818	13 799	8 831
VATICAN CITY	36	481	323	SYRIA	465	3 080	1 990
MALTA	685	4 082	2 604	IRAQ	37	157	98
YUGOSLAVIA	3 244	9 398	5 790	IRAN	5 321	18 714	11 860
TURKEY	3 991	31 012	19 861	ISRAEL	3 011	39 532	25 466
ESTONIA	83	474	311	JORDAN	4 068	12 840	8 246
LATVIA	230	656	429	SAUDI ARABIA	23 437	121 978	78 127
LITHUANIA	869	5 359	3 573	KUWAIT	5 504	11 680	7 485
SOVIET UNION	42 525	149 376	92 595	BAHRAIN	897	3 241	2 059
POLAND	75 183	176 410	113 041	QATAR	355	2 535	1 585
CZECHOSLOVA	15 864	71 646	45 967	ARAB EMIRAT	4 259	20 700	13 320
HUNGARY	12 013	85 978	55 167	OMAN	3 698	5 758	3 676
ROMANIA	3 176	6 751	4 313	YEMEN	1 885	4 786	2 996
BULGARIA	2 712	13 151	8 455	AFGHANISTAN	30	92	58
ALBANIA	26	322	204	PAKISTAN	7 301	26 552	17 070
UKRAINE	1 755	19 827	12 847	INDIA	1 293	7 196	4 623
BELARUS	523	2 925	1 857	BANGLADESH	260	1 273	808
				SRI LANKA	1 148	3 087	1 964
				NEPAL	12	100	62
				MYANMAR	294	1 810	1 129
				THAILAND	7 729	33 555	21 545



## 6 IMPORTS AND EXPORTS (SPECIAL TRADE) BY GROUPS OF THE SITC-REV. III AND BY COUNTRIES OF PRODUCTION AND CONSUMPTION 1992

GROUP COUNTRY	DT = 100 KG	1 000 DM	1 000 \$	GROUP COUNTRY	DT = 100 KG	1 000 DM	1 000 \$
VIETNAM	2 107	3 535	2 293	SPAIN	18 987	48 510	31 057
INDONESIA	757	5 996	3 846	CANARY IS	66	112	73
MALAYSIA	3 133	16 793	10 806	ICELAND	47	89	56
SINGAPORE	2 508	10 854	6 966	NORWAY	2 789	2 359	1 506
PHILIPPINES	3 625	19 054	12 216	SWEDEN	2 423	6 226	3 999
MONGOLIA	426	1 525	1 004	FINLAND	1 548	5 838	3 746
CHINA	35 333	32 685	21 126	SWITZERLAND	11 136	33 233	21 241
NORTH KOREA	18	98	61	AUSTRIA	11 273	34 106	21 888
SOUTH KOREA	2 531	22 684	14 603	MALTA	702	1 727	1 104
JAPAN	30 275	596 375	382 204	YUGOSLAVIA	2 044	3 830	2 357
TAIWAN	8 624	45 516	29 171	TURKEY	4 338	9 556	6 085
HONG KONG	11 203	67 278	43 143	LATVIA	246	1 146	723
MACAO	16	71	46	SOVIET UNION	8 853	16 514	10 123
AUSTRALIA	7 146	98 693	63 649	POLAND	7 147	17 042	11 051
PAPUA NEW G	1 562	537	334	CZECHOSLOVA	4 109	9 657	6 187
NEW ZEALAND	1 181	16 158	10 400	HUNGARY	2 239	4 548	2 909
FIJI	15	46	31	ROMANIA	903	1 807	1 182
551 ESSNTL.OIL,PERFUME,FLAVR				BULGARIA	446	871	555
IMPORTS	321 552	589 726	377 538	UKRAINE	70	150	102
FRANCE	39 306	138 087	88 366	RUSSIA	2 292	7 228	4 498
BELGIUM LUX	12 811	17 940	11 511	YUGOSLAVIA	1 224	2 886	1 868
NETHERLANDS	45 031	87 842	56 357	SLOVENIA	653	1 275	853
ITALY	19 589	22 887	14 608	CROATIA	282	1 300	863
UNTD KINGDOM	28 308	44 565	28 577	BOS HERZEGOV	70	144	99
IRELAND	5 257	37 523	24 037	MOROCCO	2 222	3 724	2 382
DENMARK	926	2 233	1 440	ALGERIA	279	1 379	915
GREECE	1 456	1 144	724	TUNISIA	597	2 309	1 491
PORTUGAL	38	47	31	LIBYA	313	641	409
SPAIN	4 341	7 446	4 784	EGYPT	1 712	2 393	1 553
SWEDEN	6 515	2 886	1 836	SUDAN	211	300	193
SWITZERLAND	29 105	128 433	82 176	MALI	21	60	38
AUSTRIA	7 780	10 241	6 594	BURKINA FASO	16	85	51
YUGOSLAVIA	741	487	299	GAMBIA	35	55	33
TURKEY	3 174	1 652	1 063	CTE D IVOIRE	1 296	932	603
LITHUANIA	229	60	37	GHANA	62	143	92
SOVIET UNION	2 112	732	449	NIGERIA	4 480	6 161	3 944
POLAND	15 511	3 537	2 255	CAMEROON	10	46	30
CZECHOSLOVA	1 082	492	312	ZAIRE	434	484	311
HUNGARY	2 437	1 274	814	RWANDA	47	213	135
ROMANIA	468	154	96	BURUNDI	61	178	118
BULGARIA	59	272	169	ANGOLA	416	426	266
ALBANIA	74	347	223	KENYA	668	1 623	1 051
UKRAINE	66	128	81	TANZANIA	245	473	304
BELARUS	41	106	69	SEYCHELLES	42	106	66
RUSSIA	39	151	98	MADAGASCAR	264	263	166
YUGOSLAVIA	197	74	45	MAURITIUS	118	793	512
SLOVENIA	463	260	174	ZIMBABWE	40	129	82
CROATIA	27	119	78	MALAWI	54	151	96
MOROCCO	130	496	320	SOUTH AFRICA	3 638	9 380	6 060
TUNISIA	53	170	110	BOTSWANA	62	109	73
EGYPT	37	618	398	USA	11 074	22 862	14 619
CTE D IVOIRE	24	118	78	CANADA	2 094	1 770	1 134
MADAGASCAR	1 121	511	333	MEXICO	643	2 236	1 435
MAURITIUS	6	142	89	GUATEMALA	308	1 313	846
COMOROS	7	136	85	HONDURAS	32	181	114
SOUTH AFRICA	1 826	1 573	1 014	EL SALVADOR	286	910	582
USA	22 619	38 303	24 443	COSTA RICA	460	1 136	730
CANADA	152	952	605	PANAMA	82	200	125
MEXICO	248	1 014	658	DOMINIC REP	483	865	552
GUATEMALA	55	147	95	JAMAICA	44	83	54
HONDURAS	94	56	35	TRINIDAD TOB	26	144	90
COSTA RICA	165	167	103	ARUBA	29	72	45
HAITI	45	349	224	COLOMBIA	674	2 218	1 418
BRAZIL	44 976	9 489	6 051	VENEZUELA	1 231	4 253	2 713
CHILE	154	61	40	ECUADOR	239	1 069	694
PARAGUAY	405	1 250	781	PERU	416	1 427	920
URUGUAY	155	56	34	BRAZIL	237	733	468
ARGENTINA	755	1 512	981	CHILE	1 244	3 663	2 377
CYPRUS	1 140	324	210	BOLIVIA	68	356	229
ISRAEL	2 902	1 096	704	PARAGUAY	234	410	256
INDIA	2 856	3 512	2 236	URUGUAY	51	260	167
SRI LANKA	71	233	148	ARGENTINA	469	2 194	1 429
THAILAND	106	62	38	CYPRUS	452	1 803	1 145
VIETNAM	76	55	33	LEBANON	419	1 222	781
INDONESIA	1 709	3 564	2 315	SYRIA	2 849	5 424	3 489
SINGAPORE	318	429	269	IRAN	3 523	6 510	4 170
CHINA	10 509	9 539	6 102	ISRAEL	1 821	6 175	3 972
SOUTH KOREA	59	92	57	JORDAN	271	557	362
JAPAN	446	1 089	688	SAUDI ARABIA	4 203	11 408	7 351
TAIWAN	57	54	35	KUWAIT	61	114	73
HONG KONG	750	636	406	BAHRAIN	20	88	58
AUSTRALIA	64	464	293	QATAR	56	137	85
EXPORTS	304 405	727 854	466 595	ARAB EMIRAT	156	551	353
FRANCE	42 035	103 318	66 252	OMAN	27	68	46
BELGIUM LUX	12 778	33 848	21 713	YEMEN	318	866	559
NETHERLANDS	18 183	38 067	24 436	PAKISTAN	928	2 610	1 677
ITALY	27 376	67 777	43 322	INDIA	400	942	608
UNTD KINGDOM	28 158	57 796	37 288	BANGLADESH	442	1 036	684
IRELAND	735	1 628	1 082	SRI LANKA	287	819	532
DENMARK	3 744	7 048	4 528	NEPAL	19	57	36
GREECE	3 400	7 352	4 741	MYANMAR	154	358	233
PORTUGAL	872	2 060	1 320	THAILAND	1 603	4 286	2 779
				VIETNAM	211	402	259
				INDONESIA	9 079	18 684	11 950
				MALAYSIA	917	1 942	1 258
				SINGAPORE	1 775	4 121	2 650
				PHILIPPINES	2 540	5 466	3 547



## 6 IMPORTS AND EXPORTS (SPECIAL TRADE) BY GROUPS OF THE SITC-REV. III AND BY COUNTRIES OF PRODUCTION AND CONSUMPTION 1992

GROUP COUNTRY	DT = 100 KG	1 000 DM	1 000 \$	GROUP COUNTRY	DT = 100 KG	1 000 DM	1 000 \$
CHINA	599	2 194	1 380	BOS HERZEGOV	631	233	157
SOUTH KOREA	4 895	13 000	8 400	MOROCCO	287	200	129
JAPAN	3 302	11 081	7 108	TUNISIA	249	417	272
TAIWAN	1 690	5 131	3 301	LIBYA	1 223	608	380
HONG KONG	2 500	5 260	3 386	EGYPT	3 641	5 446	3 548
AUSTRALIA	1 454	4 344	2 782	SUDAN	82	82	51
NEW ZEALAND	244	693	446	CTE D IVOIRE	55	187	118
FIJI	31	116	74	GHANA	84	75	46
				TOGO	52	101	65
				BENIN	26	55	33
				NIGERIA	924	1 048	674
				CAMEROON	61	51	35
				ANGOLA	25	63	41
				ETHIOPIA	71	121	73
				DJIBOUTI	122	127	80
				KENYA	141	114	73
				UGANDA	30	58	38
				MADAGASCAR	106	85	53
				MAURITIUS	250	308	198
				ZIMBABWE	57	55	34
				SOUTH AFRICA	1 084	2 559	1 661
				NAMIBIA	70	144	96
				USA	31 627	110 366	71 139
				CANADA	9 801	23 451	15 064
				MEXICO	2 522	7 429	4 713
				BERMUDA	172	113	72
				GUATEMALA	236	198	131
				HONDURAS	142	136	87
				EL SALVADOR	209	218	143
				COSTA RICA	49	139	91
				PANAMA	1 937	4 358	2 813
				CUBA	270	144	92
				HAITI	110	248	155
				BAHAMAS	145	2 814	1 827
				DOMINIC REP	63	80	51
				ANTIGUA	125	95	62
				MARTINIQUE	58	55	36
				JAMAICA	126	81	56
				TRINIDAD TOB	325	214	139
				ARUBA	72	131	81
				NETH ANTILL	110	301	195
				COLOMBIA	114	1 048	677
				VENEZUELA	401	2 503	1 622
				SURINAME	150	381	244
				ECUADOR	334	404	272
				PERU	968	1 373	883
				BRAZIL	522	1 494	969
				CHILE	1 586	4 342	2 788
				BOLIVIA	200	421	274
				PARAGUAY	2 232	3 020	1 916
				URUGUAY	555	2 405	1 572
				ARGENTINA	373	1 681	1 075
				CYPRUS	1 748	3 098	1 978
				LEBANON	5 529	6 409	4 051
				SYRIA	270	82	55
				IRAN	4 101	4 063	2 621
				ISRAEL	3 490	9 903	6 346
				JORDAN	3 336	4 138	2 667
				SAUDI ARABIA	37 092	51 746	33 071
				KUWAIT	6 989	10 568	6 811
				BAHRAIN	2 086	3 758	2 418
				QATAR	1 550	1 976	1 275
				ARAB EMIRAT	11 451	17 932	11 426
				OMAN	2 473	3 080	1 972
				YEMEN	144	150	91
				AFGHANISTAN	2 558	1 261	784
				PAKISTAN	91	106	68
				INDIA	51	234	148
				MALDIVES	73	297	197
				SRI LANKA	110	396	257
				NEPAL	502	367	230
				THAILAND	2 336	3 148	2 050
				VIETNAM	16	57	38
				INDONESIA	496	1 403	896
				MALAYSIA	2 359	4 021	2 589
				SINGAPORE	5 177	10 570	6 837
				PHILIPPINES	130	668	434
				CHINA	1 153	455	295
				NORTH KOREA	570	951	616
				SOUTH KOREA	1 460	5 603	3 608
				JAPAN	20 326	35 714	22 992
				TAIWAN	11 117	16 000	10 270
				HONG KONG	13 787	18 959	12 132
				AUSTRALIA	6 141	12 970	8 286
				NEW ZEALAND	325	1 099	708
				FR POLYNESIA	51	127	79
				SHIPS SUPPL	531	20 609	13 284
				554 SOAP,CLEANERS,POLISH,ETC			
				IMPORTS	4 551 091	1 079 664	693 253
				FRANCE	1 024 557	205 805	132 568
				BELGIUM LUX	658 772	177 209	113 701
				NETHERLANDS	959 879	195 003	125 136
				ITALY	538 931	117 970	75 974
				UNTD KINGDOM	293 119	77 962	50 045



## 6 IMPORTS AND EXPORTS (SPECIAL TRADE) BY GROUPS OF THE SITC-REV. III AND BY COUNTRIES OF PRODUCTION AND CONSUMPTION 1992

GROUP COUNTRY	DT = 100 KG	1 000 DM	1 000 \$	GROUP COUNTRY	DT = 100 KG	1 000 DM	1 000 \$
IRELAND	9 592	9 459	6 048	BURUNDI	150	80	50
DENMARK	169 927	26 299	16 848	ANGOLA	895	478	305
PORTUGAL	1 315	327	209	ETHIOPIA	4 816	936	599
SPAIN	92 856	26 498	16 987	KENYA	3 636	1 413	900
NORWAY	32 709	5 588	3 586	UGANDA	139	66	42
SWEDEN	16 507	5 644	3 611	TANZANIA	466	264	170
FINLAND	1 895	516	336	SEYCHELLES	330	80	47
SWITZERLAND	334 761	103 279	66 237	MOZAMBIQUE	118	64	42
AUSTRIA	178 373	35 644	22 953	MADAGASCAR	799	398	252
YUGOSLAVIA	17 403	1 978	1 212	REUNION	704	118	75
TURKEY	1 502	457	287	MAURITIUS	1 439	740	471
POLAND	9 801	1 579	1 013	ZAMBIA	91	64	44
CZECHOSLOVA	4 745	778	503	ZIMBABWE	1 967	829	535
HUNGARY	3 852	607	386	MALAWI	49	58	40
YUGOSLAVIA	626	100	64	SOUTH AFRICA	44 927	15 923	10 169
SLOVENIA	21 503	2 728	1 798	NAMIBIA	213	98	61
CROATIA	1 265	159	108	USA	102 554	52 757	33 909
USA	161 955	72 040	45 976	CANADA	30 786	14 766	9 549
CANADA	2 641	1 907	1 207	MEXICO	11 426	5 600	3 596
ARUBA	1 941	656	401	GUATEMALA	6 388	2 039	1 293
NETH ANTILL	147	89	54	HONDURAS	466	234	153
BRAZIL	392	85	56	EL SALVADOR	3 356	916	584
ISRAEL	224	233	158	NICARAGUA	314	88	53
INDONESIA	552	68	43	COSTA RICA	4 492	1 512	974
PHILIPPINES	6	80	51	PANAMA	582	266	163
CHINA	427	351	224	CUBA	1 412	414	264
SOUTH KOREA	137	111	71	HAITI	388	129	82
JAPAN	7 317	6 356	4 056	DOMINIC REP	4 566	838	542
TAIWAN	179	442	280	GUADELOUPE	256	121	77
HONG KONG	1 233	1 364	880	JAMAICA	872	169	109
EXPORTS	9 078 762	2 486 166	1 595 874	TRINIDAD TOB	143	90	58
FRANCE	1 349 820	333 399	214 085	NETH ANTILL	508	147	91
BELGIUM LUX	1 088 712	245 447	157 392	COLOMBIA	16 862	6 447	4 159
NETHERLANDS	973 545	212 817	136 674	VENEZUELA	7 761	3 775	2 429
ITALY	851 358	246 567	157 712	SURINAME	448	99	65
UNTD KINGDOM	715 145	187 215	120 587	ECUADOR	4 389	1 602	1 052
IRELAND	21 807	6 162	3 969	PERU	9 379	2 855	1 839
DENMARK	237 031	56 142	36 019	BRAZIL	19 486	8 863	5 687
GREECE	100 928	35 121	22 605	CHILE	26 534	9 321	5 992
PORTUGAL	60 349	24 087	15 416	BOLIVIA	2 513	707	456
SPAIN	183 767	62 406	39 927	PARAGUAY	1 536	593	380
CANARY IS	893	449	291	URUGUAY	8 198	2 972	1 922
CEUTA MEL	195	80	48	ARGENTINA	23 053	8 744	5 600
ICELAND	6 328	2 010	1 284	CYPRUS	14 686	4 267	2 742
NORWAY	40 488	15 914	10 192	LEBANON	11 581	3 730	2 433
SWEDEN	152 066	43 885	28 174	SYRIA	10 584	2 760	1 778
FINLAND	70 070	23 159	14 846	IRAN	33 109	10 729	6 834
SWITZERLAND	656 839	172 449	110 931	ISRAEL	84 668	24 792	15 909
AUSTRIA	574 306	156 479	100 612	JORDAN	5 289	1 575	1 006
ANDORRA	199	208	133	SAUDI ARABIA	41 480	12 768	8 127
GIBRALTAR	1 389	522	331	KUWAIT	4 502	2 141	1 366
MALTA	5 735	1 873	1 202	BAHRAIN	889	461	287
YUGOSLAVIA	50 910	15 608	9 594	QATAR	375	214	137
TURKEY	98 155	28 484	18 382	ARAB EMIRAT	11 655	4 528	2 887
ESTONIA	358	61	39	OMAN	1 446	596	381
LATVIA	412	204	135	YEMEN	2 802	598	390
LITHUANIA	650	465	311	AFGHANISTAN	592	234	148
SOVIET UNION	51 201	15 876	9 844	PAKISTAN	17 564	5 975	3 814
POLAND	227 005	56 608	36 287	INDIA	10 997	3 610	2 322
CZECHOSLOVA	143 520	35 776	22 963	BANGLADESH	3 807	923	592
HUNGARY	137 056	29 563	18 995	MALDIVES	125	60	41
ROMANIA	8 167	3 189	2 028	SRI LANKA	1 699	708	452
BULGARIA	10 516	3 480	2 231	NEPAL	416	159	101
ALBANIA	680	121	75	THAILAND	31 277	11 027	7 087
UKRAINE	2 039	615	402	VIETNAM	423	174	112
BELARUS	7 788	3 112	2 007	INDONESIA	36 182	12 314	7 920
RUSSIA	51 144	17 230	11 336	MALAYSIA	24 276	9 896	6 331
AZERBAIJAN	4 000	1 460	985	SINGAPORE	23 823	9 570	6 165
KAZAKHSTAN	20 219	6 122	4 189	PHILIPPINES	15 478	5 462	3 513
TURKMENISTAN	576	142	90	MONGOLIA	6 114	1 601	1 051
UZBEKISTAN	150	58	40	CHINA	21 709	4 957	3 153
YUGOSLAVIA	14 086	5 275	3 421	NORTH KOREA	156	95	60
SLOVENIA	26 896	6 923	4 542	SOUTH KOREA	63 003	23 552	15 049
CROATIA	12 186	3 915	2 578	JAPAN	56 625	29 082	18 718
BOS HERZEGOV	375	182	122	TAIWAN	41 448	17 176	11 011
MOROCCO	15 597	4 535	2 932	HONG KONG	58 003	23 024	14 824
ALGERIA	4 505	1 649	1 082	AUSTRALIA	37 290	15 465	9 929
TUNISIA	6 406	2 574	1 661	NEW ZEALAND	9 811	3 558	2 291
LIBYA	3 920	2 953	1 846	FR POLYNESIA	341	110	72
EGYPT	20 700	7 160	4 575	SHIPS SUPPL	1	60	37
SUDAN	1 038	395	247	562 FERTILIZER, EXCEPT GRP272			
MAURITANIA	165	83	55	IMPORTS	68 183 094	1 461 986	929 403
BURKINA FASO	336	119	78	FRANCE	2 873 580	66 538	42 385
SENEGAL	1 205	547	347	BELGIUM LUX	8 519 222	179 785	114 015
GUINEA	55	58	39	NETHERLANDS	17 546 723	414 744	265 203
CTE D IVOIRE	3 081	1 201	767	ITALY	2 608 028	45 991	28 909
GHANA	2 104	1 281	789	UNTD KINGDOM	258 335	6 763	4 285
TOGO	10 223	125	81	IRELAND	868 699	17 203	10 932
BENIN	9 409	272	175	DENMARK	990 127	17 533	11 318
NIGERIA	9 438	4 121	2 671	GREECE	1 005 068	18 780	12 103
CAMEROON	2 825	880	555	PORTUGAL	923 269	17 963	11 251
GABON	371	147	88	SPAIN	3 128 837	59 040	37 552
CONGO	244	67	41	NORWAY	530 725	12 702	7 924
ZAIRE	1 918	907	593	SWEDEN	108 559	3 662	2 269
RWANDA	274	86	57				



## 6 IMPORTS AND EXPORTS (SPECIAL TRADE) BY GROUPS OF THE SITC-REV. III AND BY COUNTRIES OF PRODUCTION AND CONSUMPTION 1992

GROUP COUNTRY	DT = 100 KG	1 000 DM	1 000 \$	GROUP COUNTRY	DT = 100 KG	1 000 DM	1 000 \$
FINLAND	6 391	676	425	KUWAIT	1 128	107	70
SWITZERLAND	90 940	4 539	2 850	ARAB EMIRAT	5 592	445	292
AUSTRIA	3 928 544	100 174	64 219	OMAN	550	193	125
YUGOSLAVIA	1 365 886	30 325	18 534	YEMEN	316	52	34
TURKEY	175 376	3 261	2 129	PAKISTAN	263 051	8 578	5 299
ESTONIA	59 718	1 072	705	INDIA	8 657 371	163 903	105 445
LITHUANIA	862 204	14 394	9 295	SRI LANKA	332	54	35
SOVIET UNION	374 059	7 932	4 840	THAILAND	399 145	9 020	5 767
POLAND	6 657 602	123 310	78 133	VIETNAM	50 324	950	599
CZECHOSLOVA	7 199 806	132 604	83 351	INDONESIA	220 352	5 790	3 658
HUNGARY	543 922	11 844	7 442	MALAYSIA	1 464 280	14 902	9 602
ROMANIA	426 808	6 498	4 081	SINGAPORE	391 437	9 418	6 172
BULGARIA	245 728	3 839	2 387	PHILIPPINES	154 910	3 193	1 979
UKRAINE	73 497	2 272	1 500	CHINA	3 008 381	69 506	43 352
BELARUS	314 604	4 447	2 896	SOUTH KOREA	2 642	491	317
RUSSIA	1 019 429	14 898	9 797	JAPAN	1 505 234	40 060	25 554
KAZAKHSTAN	207 873	4 102	2 759	TAIWAN	15 047	1 464	941
YUGOSLAVIA	201 632	4 662	2 925	HONG KONG	2 733	223	136
CROATIA	770 265	13 759	8 922	AUSTRALIA	27 467	2 076	1 347
MOROCCO	1 045 957	31 603	19 977	NEW ZEALAND	4 123	657	430
TUNISIA	47 626	1 560	959				
NIGERIA	105 084	2 665	1 645	571 POLYMERS OF ETHYLENE			
SOUTH AFRICA	552	521	337				
USA	2 152 018	58 326	37 087	IMPORTS	15 069 932	2 125 334	1 364 399
CANADA	644	75	49				
TRINIDAD TOB	1 618	48	30	FRANCE	2 370 335	298 489	191 692
ISRAEL	853 227	18 661	11 981	BELGIUM LUX	3 192 118	469 273	300 778
JAPAN	7 522	1 359	853	NETHERLANDS	3 054 223	387 141	248 594
UNID COUNTR	81 863	1 756	1 072	ITALY	856 980	107 080	68 449
EXPORTS	72 117 262	1 570 975	1 001 207	UNTD KINGDOM	342 657	65 612	42 130
FRANCE	5 187 346	127 011	80 178	DENMARK	21 174	1 940	1 239
BELGIUM LUX	11 169 283	211 010	135 475	PORTUGAL	141 275	25 622	16 692
NETHERLANDS	2 602 851	61 390	39 274	SPAIN	308 913	47 659	30 467
ITALY	3 048 583	104 008	65 380	CANARY IS	240	58	37
UNTD KINGDOM	5 120 523	107 024	67 877	NORWAY	439 416	61 463	39 429
IRELAND	2 452 426	48 966	30 788	SWEDEN	643 136	156 869	101 232
DENMARK	2 318 838	49 378	31 273	FINLAND	138 155	22 417	14 432
GREECE	188 003	7 122	4 424	SWITZERLAND	33 723	8 918	5 746
PORTUGAL	262 689	6 313	3 997	AUSTRIA	1 110 526	133 660	85 884
SPAIN	1 918 388	41 876	26 550	YUGOSLAVIA	69 266	7 718	4 754
NORWAY	2 214 720	24 393	15 639	SOVIET UNION	430	55	34
SWEDEN	1 843 957	37 208	23 671	POLAND	252 534	26 706	17 098
FINLAND	644 786	12 018	7 778	CZECHOSLOVA	521 157	53 578	34 687
SWITZERLAND	707 545	23 764	15 104	HUNGARY	303 757	42 957	27 572
AUSTRIA	1 202 717	32 127	20 259	ROMANIA	1 161	130	87
YUGOSLAVIA	185 056	2 979	1 810	BULGARIA	6 055	687	474
TURKEY	493 210	10 248	6 421	BELARUS	4 121	324	205
ESTONIA	105	62	38	RUSSIA	50 945	3 887	2 549
POLAND	1 531 628	25 328	15 980	YUGOSLAVIA	17 996	2 067	1 336
CZECHOSLOVA	1 561 851	28 868	18 232	SLOVENIA	3 075	352	232
HUNGARY	60 812	1 778	1 137	CROATIA	82 368	8 717	5 754
RUSSIA	4 269	165	105	USA	295 404	89 790	57 426
YUGOSLAVIA	20 301	391	250	CANADA	56 693	9 670	6 190
SLOVENIA	9 380	433	277	MEXICO	157 014	14 053	8 982
CROATIA	101 130	1 667	1 061	BRAZIL	1 597	350	222
MOROCCO	158 741	3 576	2 339	SAUDI ARABIA	527 745	53 234	34 081
ALGERIA	14 713	539	356	INDIA	1 052	108	72
TUNISIA	1 881	103	68	THAILAND	575	206	129
LIBYA	5 683	457	284	SINGAPORE	7 752	1 625	1 058
CTE D IVOIRE	223 925	4 623	2 857	CHINA	5 749	1 457	927
NIGERIA	5 439	180	118	JAPAN	47 617	21 061	13 475
CAMEROON	20 047	529	337	TAIWAN	246	69	44
GABON	3 750	117	74	UNID COUNTR	495	54	34
CONGO	10 990	281	178	EXPORTS	10 503 134	1 561 914	1 000 852
KENYA	6 467	622	396				
REUNION	350	54	33	FRANCE	1 495 262	234 012	149 796
ZIMBABWE	150 000	4 381	2 686	BELGIUM LUX	1 329 797	172 213	110 438
SOUTH AFRICA	890 454	16 575	10 569	NETHERLANDS	1 130 832	139 957	89 687
USA	1 587 114	32 069	20 637	ITALY	1 434 547	208 331	133 559
CANADA	360 575	7 074	4 691	UNTD KINGDOM	974 649	152 043	97 600
MEXICO	164 633	2 746	1 694	IRELAND	93 429	13 131	8 395
GUATEMALA	541 170	8 347	5 287	DENMARK	309 933	48 535	31 148
HONDURAS	15 371	607	389	GREECE	126 829	20 336	13 042
EL SALVADOR	304	114	72	PORTUGAL	78 396	13 154	8 409
NICARAGUA	201	314	189	SPAIN	315 824	48 511	31 102
COSTA RICA	571	448	284	ICELAND	5 038	1 123	708
PANAMA	285	99	65	NORWAY	185 465	26 802	17 150
CUBA	80 025	2 198	1 518	SWEDEN	339 957	45 424	29 154
DOMINIC REP	202	114	71	FINLAND	176 784	26 555	17 029
COLOMBIA	1 356 104	23 584	15 298	SWITZERLAND	503 306	76 341	49 023
VENEZUELA	299 199	5 203	3 319	AUSTRIA	536 225	87 284	55 695
ECUADOR	102 093	1 908	1 190	MALTA	2 559	557	356
PERU	595	297	195	YUGOSLAVIA	14 575	3 187	1 955
BRAZIL	5 104 222	113 687	73 851	TURKEY	55 133	10 743	6 851
CHILE	61 051	1 513	1 017	ESTONIA	263	52	33
BOLIVIA	475	82	49	SOVIET UNION	93 214	11 527	7 093
URUGUAY	834	162	106	POLAND	58 122	11 211	7 205
ARGENTINA	96 054	3 437	2 121	CZECHOSLOVA	29 965	6 263	4 043
CYPRUS	1 566	76	51	HUNGARY	27 172	5 071	3 299
LEBANON	68 548	1 736	1 099	ROMANIA	2 144	291	185
SYRIA	272	94	58	BULGARIA	852	258	164
IRAN	523 986	17 254	11 204	UKRAINE	25 003	5 694	3 857
ISRAEL	2 262	185	120	BELARUS	435	102	66
JORDAN	10 925	724	468	RUSSIA	95 271	12 577	8 245
SAUDI ARABIA	214 382	17 777	11 428	YUGOSLAVIA	3 347	788	506
				SLOVENIA	8 260	1 320	850



## 6 IMPORTS AND EXPORTS (SPECIAL TRADE) BY GROUPS OF THE SITC-REV. III AND BY COUNTRIES OF PRODUCTION AND CONSUMPTION 1992

GROUP COUNTRY	DT = 100 KG	1 000 DM	1 000 \$	GROUP COUNTRY	DT = 100 KG	1 000 DM	1 000 \$
CROATIA	7 572	1 071	686	CROATIA	33 743	5 375	3 531
MOROCCO	13 916	2 652	1 681	BOS HERZEGOV	220	44	30
ALGERIA	7 138	880	588	SOUTH AFRICA	1 421	289	189
TUNISIA	9 490	1 677	1 084	USA	80 947	30 716	19 654
LIBYA	29 963	4 881	3 086	CANADA	31 475	6 282	4 057
EGYPT	27 888	4 759	3 137	MEXICO	2 083	311	209
MALI	320	64	39	BRAZIL	5 337	795	504
SENEGAL	2 044	328	216	THAILAND	1 030	174	111
SIERRA LEONE	320	46	31	SINGAPORE	5 131	1 285	814
CTE D IVOIRE	12 584	1 879	1 208	CHINA	3 440	734	506
GHANA	3 654	679	419	SOUTH KOREA	61 655	12 708	8 219
NIGERIA	54 999	8 655	5 580	JAPAN	6 320	3 092	1 976
CAMEROON	1 285	247	162	TAIWAN	75 845	16 586	10 635
ZAIRE	826	98	62	HONG KONG	751	182	121
RWANDA	1 139	154	103	UNID COUNTR	2 479	563	386
ANGOLA	24 255	5 686	3 589	EXPORTS	6 143 725	1 412 733	903 991
ETHIOPIA	8 468	1 237	801	FRANCE	1 003 284	236 658	151 165
KENYA	5 074	760	487	BELGIUM LUX	683 393	141 901	90 950
TANZANIA	4 530	812	552	NETHERLANDS	591 833	140 528	89 857
SEYCHELLES	200	59	37	ITALY	913 336	191 223	122 241
MADAGASCAR	640	80	55	UNTD KINGDOM	463 066	113 431	72 643
REUNION	3 303	509	328	IRELAND	39 650	11 943	7 671
ZAMBIA	10 697	2 249	1 494	DENMARK	114 624	41 412	26 441
ZIMBABWE	2 280	644	400	GREECE	33 599	9 512	6 099
MALAWI	311	57	36	PORTUGAL	49 996	12 408	7 958
SOUTH AFRICA	28 194	5 171	3 315	SPAIN	239 873	46 899	29 934
BOTSWANA	3 299	212	140	CANARY IS	431	140	90
USA	34 377	12 279	7 828	NORWAY	51 265	13 576	8 734
CANADA	1 946	382	240	SWEDEN	115 259	29 411	18 938
MEXICO	8 060	1 787	1 145	FINLAND	107 219	16 873	10 866
GUATEMALA	196	63	40	SWITZERLAND	253 178	77 627	49 680
EL SALVADOR	1 151	240	150	AUSTRIA	520 778	111 462	71 548
DOMINIC REP	2 210	544	349	MALTA	12 387	4 030	2 586
BARBADOS	900	132	86	YUGOSLAVIA	12 160	3 786	2 325
COLOMBIA	2 700	603	388	TURKEY	84 021	17 308	11 114
VENEZUELA	686	238	149	LATVIA	649	86	55
SURINAME	2 100	253	170	LITHUANIA	300	86	58
ECUADOR	3 176	537	345	SOVIET UNION	15 296	3 104	1 936
PERU	4 035	744	470	POLAND	44 895	11 997	7 673
BRAZIL	3 615	979	629	CZECHOSLOVA	28 198	8 835	5 667
CHILE	231	103	65	HUNGARY	38 113	9 346	6 019
BOLIVIA	470	77	51	ROMANIA	1 409	257	172
URUGUAY	965	165	105	BULGARIA	1 995	551	361
ARGENTINA	9 087	2 032	1 294	UKRAINE	1 125	464	314
CYPRUS	3 606	349	231	BELARUS	2 069	611	402
LEBANON	3 638	675	440	RUSSIA	2 613	842	552
SYRIA	10 458	869	554	YUGOSLAVIA	3 262	795	509
IRAN	42 436	6 449	4 020	SLOVENIA	7 078	2 469	1 615
ISRAEL	56 424	10 535	6 759	CROATIA	3 942	1 149	753
SAUDI ARABIA	12 402	3 045	1 965	MOROCCO	13 916	2 655	1 692
KUWAIT	648	130	82	ALGERIA	5 963	1 325	850
ARAB EMIRAT	5 499	1 104	701	TUNISIA	4 819	1 075	678
YEMEN	13 994	1 302	845	LIBYA	4 065	1 243	787
PAKISTAN	32 171	4 607	2 939	EGYPT	13 740	2 663	1 755
INDIA	33 124	6 704	4 261	SENEGAL	2 603	586	377
BANGLADESH	11 828	1 685	1 079	CTE D IVOIRE	2 647	397	255
SRI LANKA	4 884	680	440	GHANA	1 300	278	182
NEPAL	1 041	169	104	NIGERIA	1 613	537	346
THAILAND	32 985	4 910	3 167	ZAIRE	153	46	32
INDONESIA	98 002	13 929	9 005	ANGOLA	1 956	720	492
MALAYSIA	34 192	5 271	3 353	ETHIOPIA	1 218	250	163
SINGAPORE	7 320	953	610	DJIBOUTI	180	47	31
PHILIPPINES	20 497	2 770	1 784	KENYA	652	139	91
CHINA	126 207	15 715	9 940	TANZANIA	360	68	41
SOUTH KOREA	26 530	5 949	3 790	REUNION	470	104	66
JAPAN	18 032	5 458	3 476	MAURITIUS	428	83	52
TAIWAN	38 751	5 782	3 703	ZIMBABWE	1 186	326	210
HONG KONG	55 412	7 959	5 068	MALAWI	510	71	46
AUSTRALIA	14 704	4 006	2 560	SOUTH AFRICA	39 042	10 328	6 623
NEW ZEALAND	4 094	561	356	USA	69 960	21 302	13 687
572 POLYMERS OF STYRENE				CANADA	13 973	2 918	1 881
IMPORTS	5 513 156	1 215 559	779 001	MEXICO	11 687	3 166	2 063
FRANCE	1 172 331	237 735	152 421	GUATEMALA	1 700	317	201
BELGIUM LUX	1 325 799	263 951	169 089	EL SALVADOR	2 696	996	640
NETHERLANDS	1 400 843	365 345	233 815	COSTA RICA	3 897	793	503
ITALY	303 521	67 963	43 513	PANAMA	1 864	378	245
UNTD KINGDOM	498 285	102 705	66 007	DOMINIC REP	450	75	48
IRELAND	1 925	554	353	TRINIDAD TOB	500	109	67
DENMARK	3 631	1 525	968	COLOMBIA	4 435	1 266	815
GREECE	172	79	49	VENEZUELA	3 550	911	574
PORTUGAL	454	146	92	SURINAME	410	58	37
SPAIN	62 938	17 685	11 392	ECUADOR	4 528	793	515
NORWAY	12 109	2 777	1 782	PERU	3 420	574	363
SWEDEN	156 750	24 086	15 329	BRAZIL	8 199	1 432	914
FINLAND	30 232	6 745	4 324	CHILE	12 667	3 019	1 953
SWITZERLAND	14 285	2 495	1 605	BOLIVIA	4 110	814	531
AUSTRIA	69 573	18 779	11 995	ARGENTINA	4 910	1 775	1 126
MALTA	100	54	33	CYPRUS	598	237	149
YUGOSLAVIA	10 524	1 665	1 021	LEBANON	631	150	94
TURKEY	401	100	69	SYRIA	1 499	461	305
POLAND	22 025	4 739	3 022	IRAN	24 439	8 696	5 396
CZECHOSLOVA	84 405	11 672	7 523	ISRAEL	33 355	6 274	4 010
HUNGARY	26 514	5 084	3 300	JORDAN	7 510	966	623
RUSSIA	2 660	308	205	SAUDI ARABIA	5 516	1 258	807
				KUWAIT	362	62	40



## 6 IMPORTS AND EXPORTS (SPECIAL TRADE) BY GROUPS OF THE SITC-REV. III AND BY COUNTRIES OF PRODUCTION AND CONSUMPTION 1992

GROUP COUNTRY	DT = 100 KG	1 000 DM	1 000 \$	GROUP COUNTRY	DT = 100 KG	1 000 DM	1 000 \$
BAHRAIN	1 812	236	154	CROATIA	3 322	1 017	672
QATAR	500	80	50	BOS HERZEGOV	188	54	37
ARAB EMIRAT	4 054	682	434	MOROCCO	2 415	883	565
OMAN	3 790	581	367	ALGERIA	2 366	579	363
YEMEN	300	68	45	TUNISIA	8 456	1 937	1 242
PAKISTAN	14 727	3 242	2 058	EGYPT	14 712	3 091	2 007
INDIA	463	160	104	CTE D IVOIRE	783	382	243
BANGLADESH	712	180	120	GHANA	957	286	184
SRI LANKA	2 276	431	277	NIGERIA	11 748	2 433	1 580
THAILAND	15 216	2 384	1 523	CAMEROON	873	120	75
INDONESIA	29 221	4 005	2 513	BURUNDI	720	270	174
MALAYSIA	57 262	11 352	7 223	ANGOLA	5 878	1 666	1 047
SINGAPORE	70 004	14 219	9 096	ETHIOPIA	3 716	813	560
PHILIPPINES	1 180	277	175	KENYA	5 840	1 659	1 088
CHINA	42 109	7 412	4 695	TANZANIA	183	68	46
SOUTH KOREA	5 701	1 388	902	SEYCHELLES	700	218	139
JAPAN	1 343	380	243	REUNION	96	50	33
TAIWAN	4 342	951	607	ZAMBIA	326	79	54
HONG KONG	101 829	17 169	10 865	ZIMBABWE	274	128	85
AUSTRALIA	10 883	2 988	1 917	MALAWI	1 050	231	147
NEW ZEALAND	10 889	1 826	1 179	SOUTH AFRICA	59 846	13 873	8 864
573 POLYMERS,VINYL CHLORIDE				USA	53 910	28 015	17 839
IMPORTS	6 952 445	1 008 121	645 453	CANADA	35 327	10 197	6 577
FRANCE	1 222 055	192 317	123 215	MEXICO	14 946	4 261	2 790
BELGIUM LUX	891 699	114 062	73 345	GUATEMALA	2 327	645	418
NETHERLANDS	1 432 212	218 857	139 706	EL SALVADOR	1 080	278	177
ITALY	374 787	64 516	41 188	NICARAGUA	400	163	104
UNTD KINGDOM	88 559	33 565	21 538	COSTA RICA	733	189	125
IRELAND	274	231	151	PANAMA	1 207	292	187
DENMARK	1 492	653	423	HAITI	983	295	182
SPAIN	13 784	2 014	1 278	DOMINIC REP	1 150	252	159
NORWAY	74 049	7 994	5 139	COLOMBIA	32 367	5 139	3 334
SWEDEN	143 499	19 668	12 522	VENEZUELA	9 951	2 633	1 724
FINLAND	145 217	17 171	11 012	ECUADOR	7 673	1 755	1 126
SWITZERLAND	156 057	30 935	19 645	PERU	3 302	985	642
AUSTRIA	52 133	9 041	5 791	BRAZIL	12 885	3 846	2 525
YUGOSLAVIA	18 014	1 413	858	CHILE	2 218	933	605
TURKEY	5 714	1 330	859	BOLIVIA	1 200	345	226
SOVIET UNION	15 844	1 505	921	URUGUAY	1 556	571	367
POLAND	559 441	50 835	32 646	ARGENTINA	18 995	4 286	2 769
CZECHOSLOVA	682 828	65 414	41 910	CYPRUS	5 263	649	434
HUNGARY	257 566	23 798	15 264	LEBANON	3 170	767	482
ROMANIA	86 710	6 756	4 395	SYRIA	1 970	519	341
UKRAINE	7 094	672	432	IRAN	85 592	17 593	11 135
BELARUS	2 445	359	235	ISRAEL	12 311	2 280	1 452
RUSSIA	12 019	1 456	972	SAUDI ARABIA	3 627	1 285	828
YUGOSLAVIA	2 000	145	89	KUWAIT	935	263	170
CROATIA	9 520	897	593	ARAB EMIRAT	14 599	1 264	776
SOUTH AFRICA	556	63	40	YEMEN	8 450	581	362
USA	426 939	94 137	60 270	AFGHANISTAN	511	107	65
MEXICO	113 800	10 830	6 882	PAKISTAN	9 408	2 074	1 325
COLOMBIA	1 269	136	90	INDIA	21 139	2 722	1 715
BRAZIL	5 437	485	328	SRI LANKA	669	166	111
ARGENTINA	8 425	652	423	THAILAND	13 698	2 458	1 581
ISRAEL	116 243	12 276	7 885	VIETNAM	875	248	163
SAUDI ARABIA	12 196	1 251	791	INDONESIA	11 984	3 719	2 394
INDIA	178	52	35	MALAYSIA	5 994	2 011	1 294
CHINA	885	528	332	SINGAPORE	23 868	4 493	2 880
JAPAN	10 615	21 959	14 157	PHILIPPINES	8 372	2 339	1 499
EXPORTS	7 470 627	1 424 797	912 654	MONGOLIA	750	126	87
FRANCE	1 399 388	234 905	150 390	CHINA	13 762	4 396	2 835
BELGIUM LUX	667 232	136 775	87 580	SOUTH KOREA	35 898	14 481	9 315
NETHERLANDS	715 064	132 804	85 037	JAPAN	41 471	13 256	8 558
ITALY	1 075 339	174 192	111 376	TAIWAN	54 795	9 473	6 193
UNTD KINGDOM	855 716	160 658	103 284	HONG KONG	125 158	14 759	9 516
IRELAND	89 334	18 140	11 677	AUSTRALIA	17 982	3 504	2 261
DENMARK	141 525	30 877	19 827	NEW ZEALAND	1 663	588	381
GREECE	15 370	3 095	1 995	574 POLYACETAL,POLYCARBONATE			
PORTUGAL	33 955	8 342	5 344	IMPORTS	4 822 283	1 953 984	1 251 545
SPAIN	136 225	31 936	20 416	FRANCE	338 411	108 354	69 851
CANARY IS	250	53	37	BELGIUM LUX	987 165	365 200	233 500
ICELAND	361	71	46	NETHERLANDS	1 543 818	671 259	429 912
NORWAY	76 757	11 165	7 183	ITALY	497 453	173 369	110 845
SWEDEN	286 377	42 751	27 421	UNTD KINGDOM	146 228	56 041	35 908
FINLAND	45 255	8 512	5 489	IRELAND	713	2 532	1 612
SWITZERLAND	265 071	52 152	33 522	DENMARK	3 655	1 489	952
AUSTRIA	223 934	44 692	28 696	GREECE	269	269	168
YUGOSLAVIA	22 112	5 004	3 068	PORTUGAL	864	281	181
TURKEY	29 549	7 651	4 939	SPAIN	130 995	36 486	23 271
ESTONIA	400	268	170	NORWAY	33 813	12 115	7 774
SOVIET UNION	248 150	48 485	29 955	SWEDEN	27 046	4 954	3 198
POLAND	91 218	19 505	12 608	FINLAND	2 623	799	513
CZECHOSLOVA	43 588	11 217	7 172	SWITZERLAND	302 204	174 374	111 857
HUNGARY	50 632	11 204	7 243	AUSTRIA	144 349	69 805	44 791
ROMANIA	297	167	112	YUGOSLAVIA	8 449	1 389	846
BULGARIA	8 901	1 921	1 238	TURKEY	975	484	312
UKRAINE	1 592	392	260	SOVIET UNION	891	242	149
BELARUS	7 076	4 579	3 085	POLAND	113 797	21 982	14 017
RUSSIA	79 888	18 810	12 031	CZECHOSLOVA	1 960	733	472
KAZAKHSTAN	120	70	48	HUNGARY	5 386	2 120	1 371
YUGOSLAVIA	5 394	1 591	1 001	ROMANIA	743	146	95
SLOVENIA	3 177	1 480	980	BULGARIA	533	172	113
				RUSSIA	5 807	574	375
				YUGOSLAVIA	884	134	84



## 6 IMPORTS AND EXPORTS (SPECIAL TRADE) BY GROUPS OF THE SITC-REV. III AND BY COUNTRIES OF PRODUCTION AND CONSUMPTION 1992

GROUP COUNTRY	DT = 100 KG	1 000 DM	1 000 \$	GROUP COUNTRY	DT = 100 KG	1 000 DM	1 000 \$
SLOVENIA	5 512	1 237	818	DOMINIC REP	977	250	159
CROATIA	4 956	1 049	688	COLOMBIA	4 435	2 174	1 400
SOUTH AFRICA	1 591	204	129	VENEZUELA	3 362	1 861	1 222
USA	268 855	137 811	87 989	ECUADOR	1 523	701	440
CANADA	13 607	4 903	3 111	PERU	707	410	261
MEXICO	34 988	7 926	5 072	BRAZIL	19 937	9 653	6 194
BRAZIL	1 992	1 275	809	CHILE	6 638	3 173	2 057
ARGENTINA	202	72	43	BOLIVIA	3 356	326	201
ISRAEL	407	411	255	URUGUAY	315	215	143
INDIA	122	54	35	ARGENTINA	11 782	6 482	4 162
INDONESIA	1 674	107	68	CYPRUS	1 691	703	459
MALAYSIA	365	104	67	LEBANON	1 088	414	265
SINGAPORE	7 540	3 426	2 169	SYRIA	2 762	1 020	657
CHINA	381	133	86	IRAN	39 603	16 373	10 343
NORTH KOREA	179	72	45	ISRAEL	67 354	28 172	18 010
SOUTH KOREA	28 786	7 744	4 980	JORDAN	2 162	2 000	1 304
JAPAN	108 490	70 493	45 484	SAUDI ARABIA	26 904	7 509	4 886
TAIWAN	34 894	8 075	5 217	KUWAIT	9 626	1 889	1 208
HONG KONG	8 433	3 469	2 238	QATAR	1 094	341	220
UNID COUNTR	165	77	49	ARAB EMIRAT	35 282	10 347	6 654
EXPORTS	7 065 770	2 764 101	1 769 479	OMAN	904	282	180
FRANCE	1 086 025	432 790	276 729	YEMEN	1 608	253	168
BELGIUM LUX	367 129	144 525	92 746	PAKISTAN	7 797	2 871	1 823
NETHERLANDS	822 469	257 729	165 139	INDIA	12 335	4 937	3 179
ITALY	1 066 152	381 056	243 875	BANGLADESH	7 243	1 104	66
UNTD KINGDOM	566 840	231 184	147 824	SRI LANKA	7 424	1 386	892
IRELAND	42 287	19 798	12 643	THAILAND	10 145	4 330	2 782
DENMARK	184 566	76 635	49 274	INDONESIA	14 900	6 380	4 127
GREECE	32 100	12 275	7 881	MALAYSIA	10 932	5 531	3 533
PORTUGAL	52 701	24 093	15 377	BRUNEI	551	382	247
SPAIN	245 906	101 232	64 741	SINGAPORE	52 713	19 716	12 598
ICELAND	345	197	128	PHILIPPINES	7 251	2 592	1 668
NORWAY	41 931	19 685	12 651	CHINA	25 171	7 888	5 087
SWEDEN	144 660	72 353	46 415	SOUTH KOREA	22 633	9 491	6 070
FINLAND	79 593	35 559	22 819	JAPAN	71 697	36 056	23 049
SWITZERLAND	404 049	162 439	104 250	TAIWAN	59 152	26 077	16 605
AUSTRIA	450 321	164 960	105 910	HONG KONG	74 116	32 539	20 858
MALTA	2 020	1 228	803	AUSTRALIA	24 966	12 003	7 716
YUGOSLAVIA	24 336	11 263	6 920	NEW ZEALAND	9 908	3 936	2 518
TURKEY	49 210	23 210	14 889	FJI	908	151	99
ESTONIA	112	68	44	FR POLYNESIA	445	92	61
LATVIA	1 321	673	425	575 OTH. PLASTIC, PRIMARY FORM			
LITHUANIA	3 203	1 089	712	IMPORTS	17 274 841	4 248 476	2 721 842
SOVIET UNION	136 180	54 310	33 477	FRANCE	2 562 956	643 371	411 968
POLAND	67 944	27 615	17 659	BELGIUM LUX	3 231 279	688 583	440 460
CZECHOSLOVA	73 672	30 483	19 628	NETHERLANDS	3 657 939	833 788	534 819
HUNGARY	38 752	13 641	8 769	ITALY	1 598 918	407 817	260 899
ROMANIA	6 960	2 244	1 464	UNTD KINGDOM	958 664	373 036	238 816
BULGARIA	10 723	5 005	3 213	IRELAND	20 755	15 333	9 840
ALBANIA	204	54	36	DENMARK	47 350	27 292	17 434
UKRAINE	1 610	784	529	GREECE	1 718	277	171
BELARUS	16 160	6 716	4 366	PORTUGAL	4 303	1 104	704
MOLDOVA	719	242	153	SPAIN	475 241	97 355	62 338
RUSSIA	84 659	33 094	21 532	NORWAY	326 282	65 547	42 088
KAZAKHSTAN	205	83	53	SWEDEN	218 594	54 345	34 935
UZBEKISTAN	172	64	44	FINLAND	177 758	27 246	17 490
YUGOSLAVIA	8 900	4 406	2 807	SWITZERLAND	399 862	243 832	156 680
SLOVENIA	18 791	8 375	5 516	AUSTRIA	1 881 880	185 327	118 728
CROATIA	9 124	3 322	2 181	YUGOSLAVIA	13 527	1 079	666
BOS HERZEGOV	47	49	34	TURKEY	187 255	5 562	3 572
MOROCCO	21 737	6 355	4 092	LATVIA	7 203	1 213	786
ALGERIA	3 769	1 520	962	SOVIET UNION	3 178	619	388
TUNISIA	9 972	3 658	2 353	POLAND	86 567	8 222	5 208
LIBYA	8 565	2 226	1 392	CZECHOSLOVA	335 314	22 895	14 764
EGYPT	13 918	5 712	3 660	HUNGARY	16 343	2 138	1 367
MALI	917	228	144	ROMANIA	1 601	341	223
BURKINA FASO	200	134	89	BULGARIA	2 157	491	310
SENEGAL	268	156	97	UKRAINE	2 135	341	228
CTE D IVOIRE	1 814	610	383	BELARUS	585	46	32
GHANA	1 261	255	165	RUSSIA	7 550	1 195	788
BENIN	517	126	81	YUGOSLAVIA	9 586	366	233
NIGERIA	18 089	6 441	4 091	SLOVENIA	88 122	2 777	1 844
CAMEROON	514	257	166	CROATIA	1 578	578	373
GABON	700	303	194	MAURITIUS	5 460	1 501	968
ZAIRE	1 905	449	283	SOUTH AFRICA	3 677	786	506
ANGOLA	2 536	971	586	USA	596 400	354 771	227 261
ETHIOPIA	365	204	133	CANADA	8 358	2 938	1 922
KENYA	4 921	851	545	MEXICO	8 222	2 001	1 298
TANZANIA	1 154	298	183	DOMINICA	70	182	112
MOZAMBIQUE	226	117	76	BRAZIL	12 486	3 367	2 134
MADAGASCAR	747	281	185	CHILE	223	66	40
REUNION	766	193	123	ARGENTINA	422	129	86
MAURITIUS	455	207	131	SYRIA	197	65	40
ZAMBIA	524	121	76	ISRAEL	21 664	6 318	4 018
ZIMBABWE	773	389	248	SAUDI ARABIA	512	48	30
MALAWI	959	187	121	INDIA	492	83	54
SOUTH AFRICA	46 509	24 199	15 452	INDONESIA	284	199	131
USA	96 870	56 432	36 183	MALAYSIA	311	154	103
CANADA	17 825	10 914	7 019	SINGAPORE	3 540	1 828	1 183
MEXICO	5 989	3 699	2 391	CHINA	40 669	19 528	12 471
GUATEMALA	191	83	55	SOUTH KOREA	7 731	3 942	2 525
EL SALVADOR	156	47	31	JAPAN	188 553	121 229	77 778
COSTA RICA	688	321	198	TAIWAN	47 531	16 642	10 656
PANAMA	271	80	51	HONG KONG	276	112	74
CUBA	689	223	143				



## 6 IMPORTS AND EXPORTS (SPECIAL TRADE) BY GROUPS OF THE SITC-REV. III AND BY COUNTRIES OF PRODUCTION AND CONSUMPTION 1992

GROUP COUNTRY	DT = 100 KG	1 000 DM	1 000 \$	GROUP COUNTRY	DT = 100 KG	1 000 DM	1 000 \$
AUSTRALIA	301	166	105	PERU	13 423	5 460	3 520
EXPORTS	22 960 064	7 235 516	4 637 374	BRAZIL	41 035	31 847	20 522
FRANCE	3 773 195	999 099	639 794	CHILE	22 026	12 755	8 199
BELGIUM LUX	2 421 286	518 206	331 665	BOLIVIA	1 045	639	417
NETHERLANDS	1 679 493	500 266	320 430	PARAGUAY	1 575	871	556
ITALY	3 599 548	1 061 638	679 301	URUGUAY	7 192	4 589	2 947
UNITED KINGDOM	1 560 615	534 898	343 183	ARGENTINA	47 270	29 112	18 605
IRELAND	94 806	36 624	23 510	CYPRUS	11 269	3 476	2 226
DENMARK	567 193	159 396	102 692	LEBANON	29 600	4 347	2 791
GREECE	118 674	51 123	32 806	SYRIA	51 436	8 117	5 215
PORTUGAL	144 026	64 223	41 155	IRAQ	371	351	236
SPAIN	686 876	316 242	202 175	IRAN	124 499	34 744	22 171
CANARY IS	826	784	508	ISRAEL	120 180	39 975	25 618
ICELAND	9 481	2 199	1 414	JORDAN	19 478	5 254	3 364
NORWAY	140 145	51 400	33 050	SAUDI ARABIA	68 199	21 073	13 582
SWEDEN	814 654	200 191	128 474	KUWAIT	9 123	2 050	1 322
FINLAND	386 957	102 917	65 980	BAHRAIN	7 297	1 423	928
SWITZERLAND	1 011 171	322 992	207 294	QATAR	1 520	587	383
AUSTRIA	1 535 440	374 154	239 711	ARAB EMIRAT	25 002	9 968	6 360
MALTA	23 070	9 342	5 964	OMAN	1 628	707	445
YUGOSLAVIA	77 420	28 920	17 745	YEMEN	2 605	965	618
TURKEY	178 788	87 170	56 083	PAKISTAN	33 628	14 803	9 523
ESTONIA	1 511	668	432	INDIA	48 393	16 828	10 838
LATVIA	1 662	917	585	BANGLADESH	7 068	2 521	1 609
LITHUANIA	2 367	1 337	840	SRI LANKA	2 344	879	559
SOVIET UNION	92 977	38 267	23 521	NEPAL	164	223	137
POLAND	222 978	69 241	44 610	MYANMAR	1 285	405	251
CZECHOSLOVAKIA	111 134	50 474	32 447	THAILAND	89 753	37 513	24 127
HUNGARY	94 142	38 498	24 762	VIETNAM	413	150	97
ROMANIA	14 930	9 469	6 098	INDONESIA	151 437	50 129	32 315
BULGARIA	18 423	8 654	5 542	MALAYSIA	48 814	18 919	12 175
ALBANIA	401	107	66	SINGAPORE	63 165	28 681	18 487
UKRAINE	3 665	2 176	1 432	PHILIPPINES	27 548	12 154	7 782
BELARUS	3 778	2 327	1 549	MONGOLIA	539	257	172
MOLDOVA	526	178	120	CHINA	41 173	18 366	11 754
RUSSIA	42 618	22 153	14 619	NORTH KOREA	195	156	96
ARMENIA	200	167	102	SOUTH KOREA	191 541	104 325	67 044
AZERBAIJAN	120	119	79	JAPAN	246 257	175 512	112 841
KAZAKHSTAN	230	212	143	TAIWAN	264 735	112 196	71 710
UZBEKISTAN	1 203	1 141	768	HONG KONG	167 078	62 711	40 227
YUGOSLAVIA	28 664	10 609	6 866	AUSTRALIA	123 536	51 591	33 079
SLOVENIA	54 995	20 603	13 557	PAPUA NEW G	2 343	823	507
CROATIA	30 179	9 408	6 167	NEW ZEALAND	9 190	5 170	3 311
BOS HERZEGOV	431	312	214	UNID COUNTR	122	84	53
MOROCCO	28 237	11 091	7 114	579 PLASTIC WASTE, SCRAP ETC			
ALGERIA	4 502	3 003	1 880	IMPORTS	493 264	46 805	29 888
TUNISIA	48 517	11 530	7 374	FRANCE	45 358	3 343	2 135
LIBYA	12 874	3 552	2 300	BELGIUM LUX	69 737	5 911	3 766
EGYPT	98 349	27 455	17 602	NETHERLANDS	169 465	18 265	11 681
SUDAN	303	200	125	ITALY	22 750	2 326	1 487
MALI	113	56	36	UNITED KINGDOM	15 521	1 875	1 210
BURKINA FASO	334	310	205	DENMARK	18 210	1 479	944
NIGER	122	96	61	PORTUGAL	318	71	44
SENEGAL	4 099	1 091	692	SPAIN	3 376	633	399
COTE D'IVOIRE	7 750	2 582	1 644	NORWAY	4 250	185	118
GHANA	2 604	897	582	SWEDEN	25 584	2 647	1 688
Togo	226	78	50	SWITZERLAND	51 542	4 055	2 578
BENIN	2 047	746	482	AUSTRIA	10 558	571	363
NIGERIA	30 706	11 747	7 480	SOVIET UNION	2 946	999	615
CAMEROON	4 907	1 482	936	POLAND	2 743	331	209
GABON	689	291	182	CZECHOSLOVAKIA	25 967	1 618	1 044
CONGO	865	300	196	HUNGARY	3 500	594	377
ZAIRE	1 743	907	582	ROMANIA	982	249	158
RWANDA	499	208	136	BELARUS	338	111	76
ANGOLA	2 671	1 461	930	RUSSIA	1 921	215	138
ETHIOPIA	8 206	1 304	824	USA	2 712	636	409
KENYA	6 586	2 906	1 868	CANADA	1 331	256	166
TANZANIA	4 217	1 052	676	MEXICO	601	60	40
MOZAMBIQUE	133	66	40	CHINA	300	82	52
MADAGASCAR	2 786	1 178	758	SOUTH KOREA	180	47	31
REUNION	1 963	557	359	JAPAN	38	47	30
MAURITIUS	2 332	1 099	698	EXPORTS	1 619 649	105 308	67 573
ZAMBIA	2 114	940	606	FRANCE	82 940	4 495	2 872
ZIMBABWE	2 503	1 439	937	BELGIUM LUX	246 492	14 377	9 257
SOUTH AFRICA	108 005	57 361	36 829	NETHERLANDS	305 639	18 624	11 934
NAMIBIA	377	191	124	ITALY	285 577	18 612	11 885
USA	596 043	328 439	210 965	UNITED KINGDOM	8 547	911	585
CANADA	143 777	47 209	30 333	IRELAND	16 409	1 209	780
MEXICO	47 449	27 057	17 384	DENMARK	10 912	997	641
GUATEMALA	8 044	2 546	1 628	GREECE	78 160	3 180	2 050
HONDURAS	470	374	233	PORTUGAL	13 601	1 050	675
EL SALVADOR	2 527	1 126	726	SPAIN	38 534	1 797	1 152
NICARAGUA	96	64	40	NORWAY	5 564	257	167
COSTA RICA	25 885	2 977	1 905	SWEDEN	6 939	304	193
PANAMA	206	245	155	FINLAND	325	59	37
CUBA	2 128	657	417	SWITZERLAND	50 706	3 224	2 065
HAITI	552	141	90	AUSTRIA	45 104	4 157	2 645
DOMINIC REP	6 423	1 742	1 111	TURKEY	3 375	284	185
JAMAICA	1 189	284	181	POLAND	9 097	536	342
TRINIDAD TOB	65	63	40	CZECHOSLOVAKIA	6 526	630	405
NETH ANTILL	139	289	183	HUNGARY	3 359	146	90
COLOMBIA	21 668	13 533	8 681	ROMANIA	1 000	72	44
VENEZUELA	26 723	16 522	10 691				
SURINAME	3 066	346	220				
ECUADOR	4 005	2 644	1 679				



## 6 IMPORTS AND EXPORTS (SPECIAL TRADE) BY GROUPS OF THE SITC-REV. III AND BY COUNTRIES OF PRODUCTION AND CONSUMPTION 1992

GROUP COUNTRY	DT = 100 KG	1 000 DM	1 000 \$	GROUP COUNTRY	DT = 100 KG	1 000 DM	1 000 \$
UKRAINE	5 033	73	50	BULGARIA	377	750	483
YUGOSLAVIA	510	47	32	ALBANIA	101	260	168
EGYPT	897	202	134	UKRAINE	509	361	243
USA	144 083	18 509	11 873	BELARUS	560	247	158
CANADA	687	64	40	RUSSIA	10 296	13 911	9 128
COLOMBIA	483	235	149	YUGOSLAVIA	1 546	2 932	1 932
VENEZUELA	332	168	109	SLOVENIA	733	1 779	1 158
IRAN	1 964	394	263	CROATIA	982	905	610
ISRAEL	2 187	138	90	MOROCCO	39	84	51
BAHRAIN	155	45	31	ALGERIA	8 067	8 239	5 371
ARAB EMIRAT	822	61	40	TUNISIA	1 877	1 787	1 157
PAKISTAN	13 001	639	408	LIBYA	1 506	1 311	836
INDIA	18 010	1 340	879	EGYPT	644	2 409	1 523
THAILAND	926	91	59	MALI	338	130	87
INDONESIA	83 077	2 095	1 358	BURKINA FASO	265	103	63
SINGAPORE	10 133	344	221	NIGER	1 016	368	249
PHILIPPINES	47 162	1 527	987	CHAD	975	221	137
CHINA	354	166	113	CAPE VERDE	6 696	1 115	729
SOUTH KOREA	3 584	207	131	GAMBIA	489	162	108
JAPAN	444	57	36	GUINEA	395	280	177
TAIWAN	1 869	320	204	GHANA	167	124	81
HONG KONG	59 055	3 254	2 103	TOGO	1 432	275	186
581 PLASTIC TUBE,PIPE,HOSE				BENIN	118	120	74
IMPORTS	908 549	867 049	556 826	NIGERIA	9 107	4 731	2 985
FRANCE	81 711	80 419	51 526	CAMEROON	120	85	57
BELGIUM LUX	74 092	95 335	61 275	ZAIRE	115	191	131
NETHERLANDS	106 764	100 172	64 379	RWANDA	260	86	54
ITALY	226 420	118 116	75 643	BURUNDI	312	101	64
UNITED KINGDOM	40 010	84 395	54 269	ANGOLA	35	54	34
IRELAND	8 194	22 778	14 662	ETHIOPIA	500	229	142
DENMARK	48 005	30 097	19 452	KENYA	177	175	112
GREECE	18 520	8 806	5 666	UGANDA	403	115	75
PORTUGAL	734	512	331	TANZANIA	1 207	417	265
SPAIN	5 792	10 233	6 585	MOZAMBIQUE	399	126	81
NORWAY	1 672	1 479	947	REUNION	83	114	70
SWEDEN	23 337	22 663	14 599	MAURITIUS	287	512	332
FINLAND	7 574	11 031	7 069	MALAWI	21	90	56
SWITZERLAND	87 930	114 721	73 786	SOUTH AFRICA	1 959	4 026	2 585
AUSTRIA	135 065	80 194	51 491	BOTSWANA	175	74	50
YUGOSLAVIA	1 246	635	389	USA	32 203	68 855	44 120
TURKEY	2 617	1 600	1 029	CANADA	3 752	7 754	4 962
POLAND	2 650	968	611	MEXICO	3 909	6 859	4 422
CZECHOSLOVAKIA	2 547	1 946	1 261	GUATEMALA	19	145	87
HUNGARY	3 699	1 741	1 133	HONDURAS	49	88	58
BULGARIA	183	109	66	EL SALVADOR	97	366	237
YUGOSLAVIA	342	158	99	NICARAGUA	90	61	38
SLOVENIA	1 693	560	364	COSTA RICA	286	1 010	642
CROATIA	308	248	164	PANAMA	21	78	48
TOGO	304	92	58	DOMINIC REP	118	228	144
SOUTH AFRICA	164	58	37	MARTINIQUE	58	84	54
USA	9 382	37 501	23 996	TRINIDAD TOB	15	57	37
CANADA	524	483	305	COLOMBIA	271	1 027	662
NICARAGUA	11	55	35	VENEZUELA	970	2 276	1 444
BRAZIL	22	53	32	ECUADOR	57	150	95
ISRAEL	6 438	12 068	7 758	PERU	233	641	404
SAUDI ARABIA	4	76	51	BRAZIL	2 572	4 418	2 830
THAILAND	2 279	1 886	1 219	CHILE	2 020	3 265	2 116
INDONESIA	261	302	197	BOLIVIA	138	231	149
MALAYSIA	70	127	82	PARAGUAY	43	113	76
SINGAPORE	153	294	185	URUGUAY	200	390	247
CHINA	814	678	438	ARGENTINA	1 123	3 050	1 939
SOUTH KOREA	471	1 066	679	CYPRUS	1 046	924	597
JAPAN	4 925	21 547	13 796	LEBANON	706	541	352
TAIWAN	1 326	1 618	1 008	SYRIA	256	1 645	1 109
AUSTRALIA	4	58	37	IRAN	28 962	29 972	19 064
EXPORTS	1 256 302	1 266 799	813 286	ISRAEL	4 224	7 337	4 704
FRANCE	183 191	137 256	87 938	JORDAN	173	348	222
BELGIUM LUX	125 704	96 657	61 965	SAUDI ARABIA	3 073	6 788	4 369
NETHERLANDS	156 833	117 052	75 206	KUWAIT	884	1 635	1 057
ITALY	110 963	140 387	90 015	BAHRAIN	247	184	115
UNITED KINGDOM	60 537	61 986	39 771	ARAB EMIRAT	2 680	2 326	1 481
IRELAND	8 725	8 774	5 615	OMAN	96	121	75
DENMARK	37 840	45 617	29 253	YEMEN	246	98	61
GREECE	12 724	19 423	12 441	PAKISTAN	572	1 855	1 162
PORTUGAL	12 072	18 750	12 032	INDIA	1 023	3 599	2 314
SPAIN	24 956	32 822	21 029	SRI LANKA	2 794	823	532
CANARY IS	546	436	281	MYANMAR	787	280	180
ICELAND	1 178	1 332	862	THAILAND	883	1 514	984
NORWAY	9 912	8 356	5 376	VIETNAM	13	82	53
SWEDEN	16 709	22 633	14 566	INDONESIA	831	2 439	1 587
FINLAND	8 823	13 161	8 467	MALAYSIA	3 139	3 117	1 945
SWITZERLAND	116 907	93 196	59 828	SINGAPORE	2 309	5 228	3 358
AUSTRIA	147 900	123 973	79 785	PHILIPPINES	207	617	393
MALTA	518	876	562	CHINA	952	2 034	1 327
YUGOSLAVIA	2 140	4 107	2 528	NORTH KOREA	13	51	30
TURKEY	5 306	8 013	5 131	SOUTH KOREA	733	1 796	1 166
LITHUANIA	401	1 102	724	JAPAN	2 779	6 604	4 287
SOVIET UNION	8 015	6 343	3 912	TAIWAN	1 067	1 989	1 291
POLAND	25 720	24 735	16 021	HONG KONG	1 566	2 277	1 473
CZECHOSLOVAKIA	11 014	16 567	10 707	AUSTRALIA	3 786	11 440	7 366
HUNGARY	7 661	12 884	8 343	NEW ZEALAND	377	946	615
ROMANIA	607	1 041	682	FR POLYNESIA	14	86	53
				582 PLASTIC PLATE,SHEETS,ETC			
				IMPORTS	6 640 912	4 051 335	2 597 625



## 6 IMPORTS AND EXPORTS (SPECIAL TRADE) BY GROUPS OF THE SITC-REV. III AND BY COUNTRIES OF PRODUCTION AND CONSUMPTION 1992

GROUP COUNTRY	DT = 100 KG	1 000 DM	1 000 \$	GROUP COUNTRY	DT = 100 KG	1 000 DM	1 000 \$
FRANCE	590 250	369 972	237 095	LIBYA	2 885	1 573	984
BELGIUM LUX	1 107 973	704 713	451 723	EGYPT	9 932	7 959	5 108
NETHERLANDS	1 156 427	658 658	422 006	SUDAN	255	208	129
ITALY	1 065 989	546 568	349 705	MAURITANIA	76	118	77
UNITED KINGDOM	319 893	251 451	161 393	MALI	138	143	95
IRELAND	22 768	38 466	24 937	BURKINA FASO	176	162	110
DENMARK	151 366	72 322	46 470	CHAD	140	131	86
GREECE	2 156	971	632	SENEGAL	127	91	59
PORTUGAL	6 314	4 029	2 586	GUINEA	95	82	54
SPAIN	84 812	46 620	29 914	COTE D'IVOIRE	1 424	1 126	728
NORWAY	19 856	8 321	5 286	GHANA	469	175	109
SWEDEN	121 866	53 522	34 274	NIGERIA	4 604	3 036	1 960
FINLAND	92 013	50 019	31 932	CAMEROON	294	259	164
SWITZERLAND	553 534	329 312	211 729	GABON	96	114	73
AUSTRIA	550 281	286 627	184 007	CONGO	174	132	84
MALTA	21	329	200	ZAIRE	331	222	138
YUGOSLAVIA	7 082	2 836	1 741	RWANDA	42	51	34
TURKEY	1 357	552	356	BURUNDI	52	104	66
POLAND	10 109	2 639	1 636	ANGOLA	95	179	109
CZECHOSLOVAKIA	94 696	21 936	14 135	ETHIOPIA	136	131	79
HUNGARY	33 617	8 960	5 727	KENYA	3 735	2 265	1 465
ROMANIA	8 572	1 078	650	UGANDA	15	72	47
BULGARIA	11 535	2 830	1 852	TANZANIA	409	422	272
RUSSIA	506	130	86	MADAGASCAR	511	396	250
YUGOSLAVIA	3 651	1 922	1 246	REUNION	1 222	563	363
SLOVENIA	6 564	2 619	1 724	MAURITIUS	789	407	268
CROATIA	637	187	123	ZAMBIA	151	191	132
BOS HERZEGOVINA	284	207	139	ZIMBABWE	915	792	520
SOUTH AFRICA	340	169	105	SOUTH AFRICA	36 400	28 942	18 632
USA	239 060	233 823	149 818	NAMIBIA	73	98	61
CANADA	10 977	20 367	13 291	LESOTHO	390	148	102
MEXICO	3 519	1 495	948	USA	293 900	250 510	160 297
BRAZIL	8 567	3 090	2 007	CANADA	29 228	30 421	19 459
IRAN	198	93	58	MEXICO	18 279	22 437	14 465
ISRAEL	33 474	20 250	12 971	GUATEMALA	600	506	333
INDIA	1 261	582	370	EL SALVADOR	534	321	203
THAILAND	2 625	978	626	COSTA RICA	3 039	3 037	1 962
INDONESIA	3 151	804	511	PANAMA	890	766	492
MALAYSIA	946	678	447	CUBA	37	205	127
SINGAPORE	677	366	234	BAHAMAS	24	67	44
PHILIPPINES	1 342	465	291	DOMINIC REP	194	167	108
CHINA	6 729	3 326	2 121	GUADELOUPE	47	47	31
NORTH KOREA	97	45	31	TRINIDAD TOB	1 247	1 132	746
SOUTH KOREA	40 180	22 625	14 627	COLOMBIA	2 002	1 967	1 262
JAPAN	248 996	262 741	168 278	VENEZUELA	2 034	1 937	1 256
TAIWAN	12 763	9 997	6 446	SURINAME	235	80	50
HONG KONG	380	395	248	ECUADOR	949	1 259	803
AUSTRALIA	98	48	30	PERU	570	728	470
NEW ZEALAND	1 200	995	632	BRAZIL	19 634	20 524	13 186
EXPORTS	8 749 368	5 865 620	3 758 677	CHILE	7 440	7 450	4 782
FRANCE	1 480 431	952 081	610 069	BOLIVIA	276	336	212
BELGIUM LUX	690 700	449 894	287 876	PARAGUAY	33	55	34
NETHERLANDS	1 167 196	643 344	412 164	URUGUAY	886	771	493
ITALY	822 404	587 538	375 489	ARGENTINA	10 454	10 308	6 676
UNITED KINGDOM	967 355	623 723	400 522	CYPRUS	2 882	2 202	1 417
IRELAND	88 555	52 621	33 704	LEBANON	3 121	1 764	1 127
DENMARK	295 546	172 517	110 577	SYRIA	11 150	2 824	1 797
GREECE	50 692	38 781	24 796	IRAQ	116	115	70
PORTUGAL	66 087	59 485	38 154	ISRAEL	26 593	17 614	11 141
SPAIN	342 657	251 302	160 554	JORDAN	48 766	34 642	22 267
CANARY IS	2 869	2 140	1 374	SAUDI ARABIA	4 193	2 097	1 352
ICELAND	5 397	3 962	2 541	KUWAIT	63 306	44 381	28 525
FAEROE IS	319	170	108	BAHRAIN	2 317	2 961	1 879
NORWAY	49 543	37 147	23 765	QATAR	525	647	413
SWEDEN	174 438	136 383	87 453	ARAB EMIRAT	360	439	286
FINLAND	87 781	59 677	38 286	OMAN	6 801	5 936	3 798
SWITZERLAND	554 864	350 653	225 137	YEMEN	3 951	2 491	1 596
AUSTRIA	472 228	320 814	205 955	AFGHANISTAN	143	298	192
ANDORRA	910	741	475	PAKISTAN	441	85	54
MALTA	3 187	2 939	1 881	INDIA	6 581	4 407	2 829
YUGOSLAVIA	14 636	11 700	7 188	BANGLADESH	5 388	7 013	4 495
TURKEY	67 137	42 146	27 042	SRI LANKA	4 624	2 038	1 301
ESTONIA	241	137	93	THAILAND	757	648	417
LATVIA	207	122	76	VIETNAM	15 012	11 680	7 514
LITHUANIA	651	307	200	INDONESIA	2 661	1 394	892
SOVIET UNION	111 299	37 669	23 222	INDONESIA	12 964	10 870	6 949
POLAND	91 079	69 580	44 664	MALAYSIA	9 507	8 252	5 306
CZECHOSLOVAKIA	57 026	44 966	29 080	BRUNEI	107	96	61
HUNGARY	33 254	27 727	17 761	SINGAPORE	26 443	17 386	11 222
ROMANIA	4 688	5 207	3 331	PHILIPPINES	2 454	2 443	1 575
BULGARIA	6 870	5 234	3 324	CHINA	5 933	8 397	5 427
UKRAINE	3 232	2 894	1 907	NORTH KOREA	69	186	119
BELARUS	708	635	408	SOUTH KOREA	39 164	37 909	24 413
RUSSIA	80 297	27 545	17 848	JAPAN	39 559	57 411	36 888
GEORGIA	227	89	60	TAIWAN	34 351	35 170	22 582
ARMENIA	249	514	347	HONG KONG	35 551	31 084	19 987
AZERBAIJAN	231	95	60	AUSTRALIA	42 756	40 621	26 103
UZBEKISTAN	465	104	70	PAPUA NEW G	21	62	39
YUGOSLAVIA	6 669	5 042	3 237	NEW ZEALAND	15 764	10 663	6 886
SLOVENIA	11 616	8 451	5 567	NEW CALEDON	391	239	156
CROATIA	5 181	4 566	3 009	AM OCEANIA	432	415	259
BOS HERZEGOVINA	136	227	157	N ZEAL OCEAN	84	110	71
MOROCCO	3 808	2 873	1 839	FR POLYNESIA	283	234	143
ALGERIA	305	489	319	583 MONOFILAMENT OF PLASTICS			
TUNISIA	11 199	8 205	5 205	IMPORTS	321 559	191 840	122 957



## 6 IMPORTS AND EXPORTS (SPECIAL TRADE) BY GROUPS OF THE SITC-REV. III AND BY COUNTRIES OF PRODUCTION AND CONSUMPTION 1992

GROUP COUNTRY	DT = 100 KG	1 000 DM	1 000 \$	GROUP COUNTRY	DT = 100 KG	1 000 DM	1 000 \$
FRANCE	60 736	32 677	20 915	PHILIPPINES	447	473	307
BELGIUM LUX	23 714	16 509	10 545	CHINA	1 325	1 376	914
NETHERLANDS	23 146	14 830	9 506	SOUTH KOREA	733	667	425
ITALY	78 113	33 770	21 663	JAPAN	1 710	2 201	1 411
UNITED KINGDOM	29 732	19 995	12 882	TAIWAN	4 914	3 386	2 168
IRELAND	50	93	58	HONG KONG	935	601	388
DENMARK	1 945	1 600	1 018	AUSTRALIA	1 685	1 559	1 000
GREECE	172	87	54	NEW ZEALAND	807	704	453
PORTUGAL	6 307	2 164	1 385	FR POLYNESIA	18	55	37
SPAIN	16 529	7 608	4 886				
SWEDEN	1 944	1 334	855	591 INSECTICIDES, ETC.			
SWITZERLAND	25 449	23 716	15 192				
AUSTRIA	36 144	19 625	12 588	IMPORTS	695 997	1 020 210	645 253
TURKEY	93	51	32	FRANCE	227 306	410 660	259 673
POLAND	438	228	150	BELGIUM LUX	124 688	130 529	83 091
CZECHOSLOVAKIA	2 741	773	480	NETHERLANDS	72 085	62 797	40 299
HUNGARY	3 428	328	592	ITALY	6 428	10 921	6 876
YUGOSLAVIA	65	51	35	UNITED KINGDOM	81 156	156 950	98 792
USA	2 281	5 544	3 543	IRELAND	1 349	3 591	2 319
CANADA	669	445	280	DENMARK	4 908	2 806	1 847
ISRAEL	5 233	4 210	2 695	PORTUGAL	80	303	187
INDIA	512	244	162	SPAIN	3 603	3 998	2 537
CHINA	390	390	254	CEUTA MEL	88	149	94
JAPAN	678	2 529	1 624	SWEDEN	4 756	11 126	6 993
TAIWAN	549	2 184	1 406	FINLAND	1 377	1 021	644
EXPORTS	1 329 214	873 955	561 624	SWITZERLAND	89 335	124 953	79 145
FRANCE	214 619	126 448	81 130	AUSTRIA	27 212	49 967	30 918
BELGIUM LUX	110 718	89 987	57 793	YUGOSLAVIA	564	1 100	680
NETHERLANDS	127 646	91 539	58 731	TURKEY	8 611	8 724	5 467
ITALY	42 060	42 265	27 009	POLAND	1 842	1 617	1 018
UNITED KINGDOM	317 299	172 707	111 113	CZECHOSLOVAKIA	10 476	4 819	2 999
IRELAND	11 953	6 712	4 308	HUNGARY	1 799	2 640	1 688
DENMARK	30 962	22 090	14 244	BULGARIA	4 056	1 032	651
GREECE	21 307	15 453	9 951	UKRAINE	450	75	49
PORTUGAL	7 119	4 736	3 061	RUSSIA	1 751	267	170
SPAIN	103 229	64 219	41 087	SLOVENIA	231	456	290
CANARY IS	236	200	126	CROATIA	731	1 526	1 028
ICELAND	289	286	184	SOUTH AFRICA	270	342	232
FAEROE IS	68	59	39	USA	14 415	13 440	8 527
NORWAY	5 064	4 539	2 916	CANADA	758	909	555
SWEDEN	10 921	11 139	7 132	COLOMBIA	681	979	620
FINLAND	4 235	3 676	2 354	ISRAEL	325	314	198
SWITZERLAND	94 517	60 831	39 179	INDIA	403	504	315
AUSTRIA	115 982	70 806	45 666	SINGAPORE	303	102	63
MALTA	417	269	175	CHINA	362	1 132	700
YUGOSLAVIA	2 505	2 003	1 221	SOUTH KOREA	480	635	407
TURKEY	3 737	3 764	2 430	JAPAN	2 250	8 433	5 291
LITHUANIA	168	204	136	TAIWAN	111	182	117
SOVIET UNION	724	358	222	AUSTRALIA	693	1 090	696
POLAND	35 912	23 314	15 097	EXPORTS	1 633 108	2 283 699	1 451 712
CZECHOSLOVAKIA	20 407	12 677	8 208	FRANCE	429 556	705 902	451 041
HUNGARY	1 476	1 276	830	BELGIUM LUX	57 610	87 906	55 754
ROMANIA	297	203	131	NETHERLANDS	103 857	105 187	66 414
BULGARIA	159	218	137	ITALY	129 825	153 120	96 056
UKRAINE	201	178	123	UNITED KINGDOM	70 556	105 005	67 760
BELARUS	233	207	141	IRELAND	6 689	13 737	8 488
RUSSIA	263	286	187	DENMARK	31 013	51 818	32 604
YUGOSLAVIA	478	414	263	GREECE	24 100	39 489	24 875
SLOVENIA	916	640	411	PORTUGAL	14 185	17 218	10 828
CROATIA	401	367	250	SPAIN	63 230	71 927	45 891
ALGERIA	179	291	178	CANARY IS	692	539	346
LIBYA	126	68	42	ICELAND	42	78	51
EGYPT	165	126	85	NORWAY	6 799	11 175	6 985
SENEGAL	356	266	174	SWEDEN	20 921	13 046	21 371
NIGERIA	231	322	201	FINLAND	17 462	16 094	10 123
ANGOLA	2 597	713	441	SWITZERLAND	35 312	34 761	22 123
MAURITIUS	241	202	129	AUSTRIA	51 000	45 572	28 827
SOUTH AFRICA	2 054	2 153	1 390	MALTA	386	462	293
USA	8 909	9 240	5 942	YUGOSLAVIA	7 481	6 946	4 223
CANADA	3 055	2 065	1 329	TURKEY	11 262	14 513	9 141
MEXICO	634	1 243	805	LATVIA	360	279	180
EL SALVADOR	50	65	40	LITHUANIA	1 808	1 181	735
COSTA RICA	21	47	31	SOVIET UNION	32 655	56 407	34 181
HAITI	108	162	99	POLAND	25 052	29 345	18 563
MARTINIQUE	28	63	38	CZECHOSLOVAKIA	7 023	11 741	7 335
COLOMBIA	79	122	78	HUNGARY	12 772	16 539	10 296
ECUADOR	45	78	51	ROMANIA	9 744	12 064	7 528
BRAZIL	1 407	2 010	1 297	BULGARIA	3 949	4 693	2 979
CHILE	625	818	524	ALBANIA	2 336	1 071	674
URUGUAY	163	133	82	UKRAINE	2 202	3 863	2 488
ARGENTINA	196	184	116	BELARUS	164	254	167
CYPRUS	369	283	180	RUSSIA	14 586	26 619	16 959
SYRIA	406	220	137	KAZAKHSTAN	4 724	13 073	8 531
IRAN	538	717	460	UZBEKISTAN	62	168	115
ISRAEL	1 183	1 327	849	TADJIKISTAN	2 267	2 731	1 725
JORDAN	106	81	51	YUGOSLAVIA	1 287	1 276	826
SAUDI ARABIA	711	907	580	SLOVENIA	1 904	1 514	993
KUWAIT	455	282	188	CROATIA	2 243	1 356	890
ARAB EMIRAT	498	578	368	MOROCCO	9 500	9 355	5 987
PAKISTAN	79	124	80	ALGERIA	7 168	5 686	3 619
INDIA	78	165	107	TUNISIA	2 574	3 195	2 044
THAILAND	448	437	283	LIBYA	1 599	2 054	1 367
INDONESIA	599	279	185	EGYPT	6 355	14 625	9 250
MALAYSIA	136	137	86	SUDAN	5 137	5 035	3 233
SINGAPORE	2 699	2 195	1 427				



## 6 IMPORTS AND EXPORTS (SPECIAL TRADE) BY GROUPS OF THE SITC-REV. III AND BY COUNTRIES OF PRODUCTION AND CONSUMPTION 1992

GROUP COUNTRY	DT = 100 KG	1 000 DM	1 000 \$	GROUP COUNTRY	DT = 100 KG	1 000 DM	1 000 \$
MALI	302	791	499	FRANCE	1 203 751	221 092	141 694
BURKINA FASO	585	1 049	643	BELGIUM LUX	399 965	94 050	60 157
CHAD	14	85	59	NETHERLANDS	2 287 679	354 078	226 591
SENEGAL	480	453	287	ITALY	86 919	30 259	19 413
CTE D IVOIRE	835	1 452	914	UNTD KINGDOM	98 908	49 228	31 694
GHANA	176	225	140	IRELAND	23 781	37 348	24 211
TOGO	94	159	104	DENMARK	130 826	26 070	16 708
NIGERIA	2 195	2 230	1 436	GREECE	223	91	58
CAMEROON	1 531	2 415	1 529	PORTUGAL	315	320	217
GABON	740	537	342	SPAIN	13 282	7 253	4 648
ZAIRE	137	142	89	NORWAY	1 217	948	619
BURUNDI	177	154	97	SWEDEN	67 362	24 023	15 393
ANGOLA	97	199	134	FINLAND	19 346	5 158	3 287
ETHIOPIA	2 789	2 047	1 361	SWITZERLAND	71 953	87 821	55 438
SOMALIA	52	182	112	AUSTRIA	37 286	8 894	5 700
KENYA	4 585	4 919	3 167	TURKEY	255	90	57
UGANDA	253	443	280	ESTONIA	250	135	90
TANZANIA	1 647	5 514	3 510	LATVIA	1 552	875	593
MOZAMBIQUE	35	320	215	LITHUANIA	4 034	2 267	1 509
MADAGASCAR	534	437	293	SOVIET UNION	13 159	5 440	3 343
REUNION	529	336	222	POLAND	64 030	35 634	23 349
MAURITIUS	364	714	461	CZECHOSLOVA	21 063	11 951	7 715
ZIMBABWE	761	2 112	1 372	HUNGARY	5 518	3 563	2 333
SOUTH AFRICA	7 788	15 321	9 899	ROMANIA	582	195	123
USA	50 281	80 190	50 863	BULGARIA	5 021	2 863	1 866
CANADA	9 853	7 031	4 313	UKRAINE	14 612	7 027	4 672
MEXICO	13 289	17 908	11 491	BELARUS	6 763	3 602	2 427
GUATEMALA	4 711	7 634	4 862	MOLDOVA	150	86	58
BELIZE	154	394	250	RUSSIA	36 636	18 917	12 491
HONDURAS	2 123	4 752	3 043	GEORGIA	200	102	68
EL SALVADOR	523	1 327	838	KAZAKHSTAN	880	346	237
NICARAGUA	315	895	576	SLOVENIA	179	101	65
COSTA RICA	5 439	12 262	7 825	USA	86 458	74 562	47 694
PANAMA	883	1 911	1 250	CANADA	1 299	999	634
CUBA	1 128	1 862	1 216	COLOMBIA	6 736	4 995	3 177
HAITI	30	143	93	BRAZIL	10 885	6 013	3 833
BAHAMAS	11	109	75	ISRAEL	1 297	209	134
DOMINIC REP	1 963	3 543	2 273	PAKISTAN	4 250	3 293	2 125
GUADELOUPE	39	108	68	INDIA	1 202	233	148
MARTINIQUE	231	640	405	THAILAND	91 727	8 913	5 689
JAMAICA	229	287	186	MALAYSIA	516	163	105
ST VINCENT	68	167	104	MONGOLIA	260	79	54
BARBADOS	70	74	45	CHINA	6 157	1 008	639
TRINIDAD TOB	976	1 144	740	SOUTH KOREA	154	98	65
GRENADA	44	104	67	JAPAN	2 418	8 934	5 718
NETH ANTILL	36	92	57	TAIWAN	1 477	907	582
COLOMBIA	7 000	11 518	7 396	NEW ZEALAND	108 703	66 786	43 059
VENEZUELA	2 778	3 253	2 077	EXPORTS	5 793 771	1 341 100	861 222
SURINAME	460	1 007	631	FRANCE	556 240	159 732	102 175
ECUADOR	8 148	7 691	4 822	BELGIUM LUX	183 679	90 622	58 187
PERU	3 353	2 866	1 837	NETHERLANDS	1 049 102	180 264	103 073
BRAZIL	2 930	6 372	4 012	ITALY	445 885	154 037	98 878
CHILE	10 389	14 467	9 323	UNTD KINGDOM	369 689	75 330	48 378
BOLIVIA	232	386	258	IRELAND	36 044	6 296	4 035
PARAGUAY	284	484	321	DENMARK	205 346	40 376	26 028
URUGUAY	1 803	2 043	1 320	GREECE	45 444	16 434	10 687
ARGENTINA	9 139	12 767	8 361	PORTUGAL	32 073	12 174	7 838
CYPRUS	1 084	1 120	726	SPAIN	136 524	41 855	26 819
LEBANON	1 951	1 624	1 021	CANARY IS	188	160	99
SYRIA	2 504	3 025	1 933	ICELAND	2 488	787	505
IRAN	24 928	47 123	29 639	NORWAY	26 808	10 153	6 507
ISRAEL	7 014	6 664	4 283	SWEDEN	251 645	36 566	23 408
JORDAN	2 414	2 078	1 314	FINLAND	88 485	14 197	9 065
SAUDI ARABIA	29 357	42 825	28 157	SWITZERLAND	349 263	61 416	39 378
KUWAIT	573	774	504	AUSTRIA	97 260	53 799	34 641
BAHRAIN	106	84	55	MALTA	2 800	1 937	1 288
QATAR	740	415	264	YUGOSLAVIA	16 339	4 667	2 870
ARAB EMIRAT	2 661	2 775	1 787	TURKEY	45 427	11 259	7 234
OMAN	970	1 133	724	ESTONIA	1 029	295	185
YEMEN	1 259	1 000	656	LATVIA	1 282	177	114
PAKISTAN	4 373	3 566	2 307	LITHUANIA	1 354	318	218
INDIA	1 090	1 251	816	SOVIET UNION	5 537	5 581	3 483
BANGLADESH	2 292	1 428	922	POLAND	294 868	29 431	19 074
SRI LANKA	4 317	2 417	1 549	CZECHOSLOVA	21 113	10 933	7 025
NEPAL	84	67	43	HUNGARY	27 922	10 593	6 796
MYANMAR	50	79	48	ROMANIA	5 281	1 809	1 180
THAILAND	24 606	19 384	12 343	BULGARIA	2 629	1 281	813
VIETNAM	2 048	2 156	1 338	UKRAINE	291	150	98
INDONESIA	11 398	8 379	5 372	MOLDOVA	1 331	318	208
MALAYSIA	4 752	6 291	4 022	RUSSIA	5 919	3 157	2 081
SINGAPORE	2 889	2 827	1 830	UZBEKISTAN	265	314	199
PHILIPPINES	5 321	8 112	5 194	YUGOSLAVIA	4 879	1 881	1 206
MONGOLIA	431	1 752	1 138	SLOVENIA	20 696	3 652	2 393
CHINA	7 436	11 328	7 148	CROATIA	3 837	2 578	1 707
SOUTH KOREA	9 735	10 407	6 584	BOS HERZEGOV	26	55	37
JAPAN	34 520	61 450	39 369	MOROCCO	2 910	1 175	754
TAIWAN	13 524	16 663	10 635	ALGERIA	1 917	628	407
HONG KONG	1 159	1 662	1 077	TUNISIA	4 536	1 943	1 244
AUSTRALIA	15 636	16 045	10 321	LIBYA	1 231	383	242
NEW ZEALAND	8 084	9 878	6 182	EGYPT	4 901	2 122	1 373
NEW CALEDON	50	61	41	SUDAN	2 928	911	611
FR POLYNESIA	183	74	46	MAURITANIA	117	106	69
592 STARCHES, INULIN, ETC.				SENEGAL	420	298	190
IMPORTS	4 941 506	1 217 127	780 544	GUINEA	289	84	53
				CTE D IVOIRE	6 815	777	495



## 6 IMPORTS AND EXPORTS (SPECIAL TRADE) BY GROUPS OF THE SITC-REV. III AND BY COUNTRIES OF PRODUCTION AND CONSUMPTION 1992

GROUP COUNTRY	DT = 100 KG	1 000 DM	1 000 \$	GROUP COUNTRY	DT = 100 KG	1 000 DM	1 000 \$
GHANA	915	392	256	YUGOSLAVIA	4 058	1 101	669
TOGO	45	58	36	POLAND	5 136	913	590
BENIN	56	46	30	CZECHOSLOVA	10 145	3 554	2 319
NIGERIA	4 699	2 804	1 817	HUNGARY	122	202	127
CAMEROON	1 635	944	604	YUGOSLAVIA	618	124	84
CENT AFR REP	462	148	96	SLOVENIA	5 037	1 545	1 016
GABON	669	266	171	BOS HERZEGOV	1 084	230	194
ZAIRE	1 988	873	559	USA	4 857	76 335	49 361
RWANDA	315	136	87	VENEZUELA	779	1 428	921
BURUNDI	105	74	46	ISRAEL	3	523	330
ANGOLA	1 162	1 791	1 142	SINGAPORE	2	96	67
ETHIOPIA	212	109	68	CHINA	139 985	50 166	32 781
KENYA	986	479	304	SOUTH KOREA	525	1 494	977
TANZANIA	616	142	92	JAPAN	114	397	250
SEYCHELLES	150	73	48	TAIWAN	315	456	300
MADAGASCAR	705	209	137	HONG KONG	2 119	726	465
REUNION	602	595	378	EXPORTS	181 913	192 942	124 138
MAURITIUS	544	164	107	FRANCE	38 144	21 527	13 697
ZAMBIA	67	49	31	BELGIUM LUX	11 787	7 102	4 559
ZIMBABWE	53	77	51	NETHERLANDS	6 791	10 807	6 999
MALAWI	336	81	53	ITALY	26 100	20 834	13 642
SOUTH AFRICA	54 237	11 056	7 176	UNITD KINGDOM	3 489	16 285	10 714
NAMIBIA	86	88	55	IRELAND	66	290	189
USA	349 408	94 609	60 554	DENMARK	3 929	6 195	4 029
CANADA	44 785	11 696	7 438	GREECE	248	536	347
MEXICO	38 674	12 633	8 115	PORTUGAL	196	1 174	757
GUATEMALA	334	280	173	SPAIN	2 938	2 109	1 361
HONDURAS	208	139	89	ICELAND	198	484	312
EL SALVADOR	225	145	96	NORWAY	2 128	8 067	5 228
COSTA RICA	541	582	378	SWEDEN	22 781	14 239	9 241
PANAMA	297	158	106	FINLAND	4 170	1 762	1 143
CUBA	364	116	78	SWITZERLAND	4 267	7 093	4 498
HAITI	288	81	52	AUSTRIA	13 385	12 448	8 045
DOMINIC REP	564	265	171	TURKEY	238	856	541
JAMAICA	495	157	101	POLAND	2 062	2 185	1 399
TRINIDAD TOB	180	64	41	CZECHOSLOVA	1 193	1 435	928
ARUBA	2	46	31	HUNGARY	196	415	265
NETH ANTILL	241	186	121	BULGARIA	329	475	300
COLOMBIA	5 608	1 717	1 111	RUSSIA	116	627	399
VENEZUELA	6 177	1 642	1 062	SLOVENIA	54	135	85
ECUADOR	2 546	866	557	MOROCCO	8	73	50
PERU	3 418	648	414	TUNISIA	438	264	168
BRAZIL	1 255	1 265	822	EGYPT	51	97	62
CHILE	4 829	2 095	1 340	GHANA	1 548	468	301
BOLIVIA	278	179	113	NIGERIA	16 636	17 242	10 897
PARAGUAY	215	101	66	SEYCHELLES	19	100	61
URUGUAY	930	655	422	SOUTH AFRICA	85	352	222
ARGENTINA	8 949	2 450	1 585	USA	2 284	18 296	11 765
CYPRUS	4 109	1 020	656	CANADA	217	1 811	1 131
LEBANON	3 563	908	575	NETH ANTILL	20	86	59
SYRIA	5 743	934	587	ECUADOR	8	114	69
IRAQ	182	52	33	PERU	7	133	82
IRAN	10 203	7 445	4 882	CHILE	47	183	115
ISRAEL	24 599	6 418	4 147	ARGENTINA	189	480	304
JORDAN	11 542	1 705	1 076	CYPRUS	104	98	59
SAUDI ARABIA	13 450	6 019	3 887	ISRAEL	278	572	356
KUWAIT	1 825	1 411	921	SAUDI ARABIA	45	1 061	673
BAHRAIN	788	342	222	ARAB EMIRAT	158	810	512
QATAR	525	240	157	YEMEN	8 454	6 208	3 926
ARAB EMIRAT	10 586	3 163	2 017	INDIA	97	353	222
OMAN	488	401	254	SRI LANKA	380	89	55
YEMEN	4 812	743	467	THAILAND	110	760	462
PAKISTAN	4 401	1 114	710	MALAYSIA	4 310	1 891	1 165
INDIA	296	249	153	SINGAPORE	365	1 553	981
BANGLADESH	11 852	714	463	SOUTH KOREA	74	71	43
SRI LANKA	572	249	163	JAPAN	23	437	271
MYANMAR	601	280	177	TAIWAN	368	439	275
THAILAND	71 685	8 855	5 692	HONG KONG	59	280	183
INDONESIA	44 734	7 078	4 554	MACAO	10	50	33
MALAYSIA	7 167	1 826	1 182	AUSTRALIA	135	585	371
SINGAPORE	19 131	4 598	2 982	NEW ZEALAND	52	191	123
PHILIPPINES	4 731	1 580	1 022	NEW CALEDON	30	146	100
CHINA	4 571	1 582	1 023	597 PREPRD ADDITIVES, LIQUIDS			
SOUTH KOREA	29 701	14 670	9 426	IMPORTS	2 284 376	651 059	418 166
JAPAN	198 302	44 237	28 334	FRANCE	710 809	222 244	142 528
TAIWAN	188 686	12 392	7 964	BELGIUM LUX	552 816	121 100	77 832
HONG KONG	169 812	14 817	9 577	NETHERLANDS	371 694	78 795	50 939
AUSTRALIA	35 716	8 234	5 315	ITALY	127 126	35 082	22 511
NEW ZEALAND	2 614	805	515	UNITD KINGDOM	273 003	79 255	50 898
593 EXPLOSIVES, PYROTECHNICS				IRELAND	753	824	530
IMPORTS	199 295	221 089	142 910	DENMARK	83 726	23 156	14 905
FRANCE	1 826	14 118	9 184	GREECE	272	138	91
BELGIUM LUX	3 427	8 020	5 059	PORTUGAL	184	101	62
NETHERLANDS	720	2 026	1 266	SPAIN	5 125	1 603	1 026
ITALY	1 261	2 220	1 410	NORWAY	732	236	148
UNITD KINGDOM	8 090	36 066	23 209	SWEDEN	2 690	1 332	856
DENMARK	87	143	91	FINLAND	2 045	351	223
PORTUGAL	154	96	58	SWITZERLAND	47 389	25 525	16 389
SPAIN	165	351	223	AUSTRIA	10 670	6 726	4 324
NORWAY	5 149	10 322	6 598	TURKEY	190	117	79
SWEDEN	710	2 505	1 606	SOVIET UNION	400	52	31
FINLAND	587	1 480	945	CZECHOSLOVA	1 078	108	70
SWITZERLAND	1 811	3 785	2 434				
AUSTRIA	337	500	319				



## 6 IMPORTS AND EXPORTS (SPECIAL TRADE) BY GROUPS OF THE SITC-REV. III AND BY COUNTRIES OF PRODUCTION AND CONSUMPTION 1992

GROUP COUNTRY	DT = 100 KG	1 000 DM	1 000 \$	GROUP COUNTRY	DT = 100 KG	1 000 DM	1 000 \$
HUNGARY	4 964	1 040	681	SAUDI ARABIA	9 051	2 791	1 808
RUSSIA	2 250	428	280	KUWAIT	1 009	365	231
SOUTH AFRICA	3 656	1 242	801	QATAR	166	69	43
USA	74 840	41 825	26 691	ARAB EMIRAT	10 039	4 280	2 751
CANADA	1 533	496	310	OMAN	128	66	42
MEXICO	2 525	1 846	1 179	YEMEN	205	70	43
BRAZIL	366	107	67	AFGHANISTAN	1 040	341	211
CHINA	12	48	30	PAKISTAN	36 922	10 188	6 513
JAPAN	2 851	7 111	4 566	INDIA	35 714	12 743	8 230
EXPORTS	2 821 984	1 011 354	649 006	BANGLADESH	8 188	1 829	1 177
FRANCE	294 576	99 437	63 786	SRI LANKA	189	74	48
BELGIUM LUX	220 783	70 944	45 444	NEPAL	359	107	66
NETHERLANDS	121 746	42 373	27 122	THAILAND	25 786	9 177	5 917
ITALY	262 091	87 085	55 657	VIETNAM	534	162	102
UNITED KINGDOM	174 241	62 443	40 123	INDONESIA	26 538	11 218	7 275
IRELAND	4 357	1 762	1 128	MALAYSIA	5 042	2 284	1 469
DENMARK	61 399	22 278	14 283	SINGAPORE	54 449	15 981	10 303
GREECE	33 843	13 347	8 537	PHILIPPINES	6 994	2 422	1 530
PORTUGAL	35 213	11 248	7 186	MONGOLIA	3 776	845	573
SPAIN	80 848	29 238	18 705	CHINA	29 920	14 706	9 471
CANARY IS	2 635	718	454	NORTH KOREA	690	171	110
CEUTA MEL	279	118	72	SOUTH KOREA	84 377	27 928	17 969
ICELAND	1 264	354	229	JAPAN	72 024	26 157	16 794
NORWAY	51 399	14 800	9 422	TAIWAN	72 967	28 782	18 596
SWEDEN	123 170	37 280	23 975	HONG KONG	36 427	12 482	8 053
FINLAND	58 364	21 861	14 087	AUSTRALIA	14 790	6 581	4 213
SWITZERLAND	82 517	31 582	20 339	NEW ZEALAND	7 247	2 605	1 670
AUSTRIA	142 577	50 504	32 636	598 MISC. CHEMICAL PRODS. NES			
MALTA	620	238	154	IMPORTS	18 073 864	3 448 738	2 211 077
YUGOSLAVIA	23 660	10 273	6 353	FRANCE	3 541 696	384 650	246 308
TURKEY	62 028	22 012	14 130	BELGIUM LUX	4 894 507	480 165	308 508
ESTONIA	178	54	36	NETHERLANDS	3 018 948	465 228	298 399
LATVIA	882	597	392	ITALY	529 012	178 616	114 473
LITHUANIA	438	238	157	UNITED KINGDOM	692 716	378 862	242 141
SOVIET UNION	18 262	10 852	6 657	IRELAND	30 530	40 418	25 893
POLAND	50 305	21 918	14 099	DENMARK	184 491	57 601	36 856
CZECHOSLOVAKIA	43 346	16 859	10 799	GREECE	237 564	4 302	2 855
HUNGARY	31 942	14 088	9 095	PORTUGAL	156 482	26 247	16 705
ROMANIA	8 580	4 342	2 755	SPAIN	147 218	33 432	21 414
BULGARIA	8 487	3 158	2 012	ICELAND	28 319	2 026	1 302
UKRAINE	605	197	133	NORWAY	546 364	26 809	17 385
BELARUS	2 063	1 117	719	SWEDEN	265 087	81 421	52 243
RUSSIA	10 031	4 312	2 824	FINLAND	148 396	36 569	23 418
AZERBAIJAN	3 976	1 951	1 321	SWITZERLAND	819 166	174 684	111 992
UZBEKISTAN	31	95	65	AUSTRIA	404 726	81 089	51 973
YUGOSLAVIA	8 734	3 467	2 221	MALTA	265	188	127
SLOVENIA	12 862	4 747	3 125	YUGOSLAVIA	104 418	9 082	5 580
CROATIA	10 261	2 666	1 755	LITHUANIA	4 683	402	267
BOS HERZEGOV	283	55	38	SOVIET UNION	50 469	2 926	1 806
MOROCCO	7 773	2 504	1 613	POLAND	140 686	6 233	3 992
ALGERIA	1 077	505	321	CZECHOSLOVAKIA	177 157	22 211	14 364
TUNISIA	4 067	1 281	808	HUNGARY	15 724	2 473	1 582
LIBYA	407	249	164	ROMANIA	11 589	1 460	925
EGYPT	6 874	2 882	1 814	BULGARIA	10 216	401	260
SUDAN	180	72	45	UKRAINE	11 774	666	442
MAURITANIA	211	145	91	BELARUS	931	108	71
SENEGAL	239	128	83	RUSSIA	73 959	5 067	3 370
GUINEA	182	64	40	YUGOSLAVIA	31 316	2 816	1 756
GHANA	121	52	35	SLOVENIA	14 918	2 813	1 841
TOGO	419	199	127	CROATIA	6 351	533	367
NIGERIA	10 240	2 897	1 841	BOS HERZEGOV	170 414	12 597	8 307
CAMEROON	1 062	285	184	EGYPT	173	87	55
ZAIRE	155	60	38	NIGERIA	1 480	118	77
ANGOLA	765	305	208	BURUNDI	33	354	226
ETHIOPIA	746	213	134	MAURITIUS	432	136	82
KENYA	4 958	1 220	793	SOUTH AFRICA	19 334	10 609	6 732
TANZANIA	141	55	34	USA	660 190	618 077	396 377
MALAWI	141	53	35	CANADA	39 658	24 899	15 994
MAURITIUS	998	308	199	MEXICO	814	47	30
ZIMBABWE	707	237	150	GUATEMALA	1 110	125	80
SOUTH AFRICA	26 882	10 681	6 839	HONDURAS	34 631	4 869	3 140
USA	49 902	23 540	15 145	EL SALVADOR	187	100	63
CANADA	8 743	3 472	2 240	BRAZIL	174 952	29 164	18 815
MEXICO	4 072	2 787	1 782	ARGENTINA	5 428	833	550
GUATEMALA	348	140	92	ISRAEL	1 257	750	485
COSTA RICA	759	186	117	INDIA	27 872	3 620	2 229
PANAMA	443	123	77	SRI LANKA	1 606	531	334
DOMINIC REP	211	46	30	THAILAND	1 064	252	159
NETH ANTILL	1 449	665	419	INDONESIA	61 185	6 213	3 984
COLOMBIA	3 751	1 686	1 100	MALAYSIA	17 225	17 712	11 411
VENEZUELA	4 428	2 401	1 548	SINGAPORE	2 472	682	440
ECUADOR	564	205	130	PHILIPPINES	1 575	519	335
PERU	934	564	368	CHINA	442 939	46 329	29 632
BRAZIL	17 072	6 981	4 513	SOUTH KOREA	17 502	3 688	2 373
CHILE	5 267	2 317	1 507	JAPAN	73 900	150 305	96 282
BOLIVIA	630	229	143	TAIWAN	15 291	2 956	1 857
PARAGUAY	1 905	539	347	HONG KONG	6 809	1 477	973
URUGUAY	5 875	1 886	1 218	AUSTRALIA	1 733	1 880	1 242
ARGENTINA	9 835	3 885	2 494	UNID COUNTR	1 743	137	85
CYPRUS	895	381	248	EXPORTS	27 864 950	6 963 872	4 467 134
LEBANON	2 252	898	564	FRANCE	4 113 295	808 073	517 752
SYRIA	4 195	1 397	880	BELGIUM LUX	3 240 387	495 703	318 351
IRAN	20 422	9 500	6 028				
ISRAEL	12 429	6 220	4 008				
JORDAN	2 075	1 124	697				



## 6 IMPORTS AND EXPORTS (SPECIAL TRADE) BY GROUPS OF THE SITC-REV. III AND BY COUNTRIES OF PRODUCTION AND CONSUMPTION 1992

GROUP COUNTRY	DT = 100 KG	1 000 DM	1 000 \$	GROUP COUNTRY	DT = 100 KG	1 000 DM	1 000 \$
NETHERLANDS	3 717 821	469 891	301 520	TRINIDAD TOB	369	361	227
ITALY	2 315 969	734 447	469 378	NETH ANTILL	561	188	120
UNITD KINGDOM	1 738 728	516 412	331 782	COLOMBIA	33 642	13 600	8 738
IRELAND	34 742	18 519	11 909	VENEZUELA	30 234	13 296	8 518
DENMARK	617 010	118 247	75 788	SURINAME	6 664	154	104
GREECE	152 664	62 734	40 312	ECUADOR	6 363	3 471	2 237
PORTUGAL	166 116	71 145	45 496	PERU	6 928	5 391	3 477
SPAIN	654 026	332 392	213 344	BRAZIL	86 787	39 757	25 735
CANARY IS	1 886	965	614	CHILE	31 791	16 902	10 903
ICELAND	18 961	2 551	1 632	BOLIVIA	2 226	1 258	818
NORWAY	212 252	57 058	36 543	PARAGUAY	2 184	824	530
SWEDEN	559 777	160 354	103 075	URUGUAY	9 883	4 918	3 166
FINLAND	305 604	66 030	42 322	ARGENTINA	36 452	18 959	12 285
SWITZERLAND	3 497 690	354 009	227 253	CYPRUS	10 791	3 672	2 370
AUSTRIA	1 644 227	353 947	227 566	LEBANON	8 243	3 729	2 393
GIBRALTAR	931	319	202	SYRIA	13 036	6 750	4 326
VATICAN CITY	12	78	50	IRAN	196 429	64 220	40 563
MALTA	3 826	3 302	2 121	ISRAEL	127 731	54 580	35 035
YUGOSLAVIA	72 523	35 353	21 716	JORDAN	12 126	4 767	3 082
TURKEY	226 729	79 769	51 255	SAUDI ARABIA	91 691	38 291	24 657
ESTONIA	990	352	229	KUWAIT	16 380	5 308	3 422
LATVIA	662	618	392	BAHRAIN	21 725	4 917	3 114
LITHUANIA	5 598	1 944	1 276	QATAR	1 256	727	464
SOVIET UNION	215 041	66 971	41 097	ARAB EMIRAT	14 824	6 405	4 117
POLAND	400 965	76 450	49 323	OMAN	4 201	1 751	1 123
CZECHOSLOVA	219 530	69 352	44 477	YEMEN	2 783	1 328	848
HUNGARY	129 078	44 913	28 805	PAKISTAN	40 494	14 268	9 107
ROMANIA	79 426	18 695	12 039	INDIA	75 451	40 327	26 080
BULGARIA	27 750	11 199	7 229	BANGLADESH	9 192	3 287	2 112
ALBANIA	976	141	92	SRI LANKA	4 081	1 819	1 161
UKRAINE	12 556	2 370	1 561	NEPAL	1 066	199	128
BELARUS	6 227	2 784	1 823	MYANMAR	835	300	186
MOLDOVA	569	319	212	THAILAND	70 160	34 610	22 334
RUSSIA	138 162	42 091	27 251	VIETNAM	2 411	1 148	741
AZERBAIJAN	882	323	204	INDONESIA	107 139	41 668	26 775
KAZAKHSTAN	479	200	127	MALAYSIA	63 195	22 078	14 219
UZBEKISTAN	2 454	836	545	BRUNEI	478	234	158
YUGOSLAVIA	27 880	11 193	7 236	SINGAPORE	94 270	52 324	33 697
SLOVENIA	41 641	17 769	11 703	PHILIPPINES	31 374	11 404	7 345
CROATIA	22 366	16 574	10 801	MONGOLIA	601	185	124
BOS HERZEGOV	963	276	187	CHINA	46 256	21 840	13 846
MOROCCO	35 578	10 538	6 741	NORTH KOREA	1 527	332	211
ALGERIA	8 850	5 320	3 343	SOUTH KOREA	126 470	85 979	55 494
TUNISIA	31 809	8 986	5 734	JAPAN	200 089	200 475	128 895
LIBYA	17 858	6 282	4 119	TAIWAN	155 405	94 083	60 725
EGYPT	65 535	24 305	15 557	HONG KONG	158 558	88 615	57 066
SUDAN	626	496	319	AUSTRALIA	96 627	50 725	32 626
MAURITANIA	322	80	48	PAPUA NEW G	242	64	44
MALI	4 840	390	240	NEW ZEALAND	23 026	9 827	6 296
BURKINA FASO	2 134	389	246	NEW CALEDON	475	177	117
NIGER	1 068	648	400	FR POLYNESIA	67	51	32
SENEGAL	5 187	1 238	794	UNID COUNTR	51	55	38
GUINEA	176	102	67				
CTE D IVOIRE	6 000	2 093	1 320	600 CPL IND PLANT CHAP 69-76			
GHANA	3 658	2 137	1 365	EXPORTS	588 714	689 653	444 125
TOGO	2 072	323	209	FRANCE	2 806	1 970	1 223
BENIN	366	200	128	BELGIUM LUX	106 514	81 485	54 172
NIGERIA	32 307	17 438	11 202	NETHERLANDS	16 307	23 357	14 939
CAMEROON	1 668	858	542	ITALY	1 595	3 225	2 067
CENT AFR REP	54	98	65	UNITD KINGDOM	5 250	8 546	5 463
GABON	2 434	805	514	IRELAND	132	587	359
CONGO	182	89	52	PORTUGAL	3 066	2 226	1 423
ZAIRE	3 308	1 659	1 028	SPAIN	3 229	2 753	1 811
RWANDA	94	119	77	SWEDEN	185	222	149
BURUNDI	370	255	162	FINLAND	45	80	51
ANGOLA	2 384	805	507	SWITZERLAND	237	1 621	1 093
ETHIOPIA	3 313	1 583	1 014	AUSTRIA	727	3 521	2 239
KENYA	12 485	2 817	1 788	TURKEY	1 358	9 318	5 719
UGANDA	225	184	115	SOVIET UNION	19 232	16 213	9 950
TANZANIA	1 326	823	514	POLAND	10 359	17 148	11 305
SEYCHELLES	15	76	45	CZECHOSLOVA	1 196	3 845	2 455
MOZAMBIQUE	64	128	86	HUNGARY	5 247	4 970	3 107
MADAGASCAR	2 561	1 825	1 169	ROMANIA	32	148	102
REUNION	1 486	517	330	UKRAINE	3 937	11 119	7 091
MAURITIUS	3 855	1 942	1 244	RUSSIA	18 644	29 523	15 365
ZAMBIA	950	513	342	KAZAKHSTAN	862	725	487
ZIMBABWE	4 057	2 214	1 414	UZBEKISTAN	193	2 761	1 748
MALAWI	264	129	80	ALGERIA	2 719	883	568
SOUTH AFRICA	134 644	71 829	45 920	LIBYA	1 793	910	600
NAMIBIA	110	122	75	EGYPT	8 537	16 694	11 186
BOTSWANA	1 069	317	196	NIGERIA	73 944	54 724	35 534
USA	627 627	484 057	311 177	DJIBOUTI	1 484	701	433
CANADA	62 632	46 768	30 044	KENYA	243	794	535
MEXICO	47 419	30 555	19 594	ZAMBIA	2 817	1 027	703
GUATEMALA	4 889	3 019	1 934	SOUTH AFRICA	15 240	22 354	13 845
HONDURAS	1 097	995	617	USA	1 428	3 558	2 390
EL SALVADOR	1 976	1 318	846	CANADA	17	104	67
NICARAGUA	421	433	273	MEXICO	279	1 653	1 118
COSTA RICA	5 398	2 873	1 850	TRINIDAD TOB	9 906	14 805	9 203
PANAMA	802	883	579	VENEZUELA	1 328	685	422
CUBA	4 569	1 669	1 071	BOLIVIA	924	962	618
HAITI	315	101	63	ARGENTINA	8 694	12 373	8 223
DOMINIC REP	1 574	1 333	865	IRAN	56 251	26 267	16 947
GUADELOUPE	130	116	73	SAUDI ARABIA	7 568	17 409	11 035
MARTINIQUE	105	98	63	KUWAIT	98	1 026	653
JAMAICA	557	167	104				
BARBADOS	264	80	51				



## 6 IMPORTS AND EXPORTS (SPECIAL TRADE) BY GROUPS OF THE SITC-REV. III AND BY COUNTRIES OF PRODUCTION AND CONSUMPTION 1992

GROUP COUNTRY	DT = 100 KG	1 000 DM	1 000 \$	GROUP COUNTRY	DT = 100 KG	1 000 DM	1 000 \$
BAHRAIN	3 278	4 193	2 630	DENMARK	2 920	11 651	7 438
ARAB EMIRAT	3 632	18 559	11 780	GREECE	9 332	5 661	3 652
PAKISTAN	9 227	16 167	10 314	PORTUGAL	42 380	134 274	86 081
INDIA	87 836	67 446	41 780	SPAIN	37 792	26 251	16 886
BANGLADESH	427	1 783	1 123	CANARY IS	2	91	58
THAILAND	15 472	37 166	24 886	ICELAND	133	108	71
INDONESIA	26 884	96 490	62 316	NORWAY	1 298	6 695	4 325
MALAYSIA	16 207	23 705	14 937	SWEDEN	1 032	2 551	1 634
SINGAPORE	319	227	153	FINLAND	1 729	2 807	1 786
PHILIPPINES	92	208	127	SWITZERLAND	9 836	29 635	18 848
CHINA	8 604	7 917	5 217	AUSTRIA	32 802	74 683	47 770
SOUTH KOREA	17 742	12 277	7 693	MALTA	2 624	21 812	14 039
JAPAN	376	614	412	YUGOSLAVIA	5 513	24 577	15 039
TAIWAN	3 852	6 042	3 875	TURKEY	2 073	7 243	4 658
HONG KONG	270	696	441	LATVIA	23	107	67
611 LEATHER				SOVIET UNION	931	1 924	1 190
IMPORTS	459 741	1 321 633	844 854	POLAND	19 097	65 293	42 326
FRANCE	22 021	55 146	35 252	CZECHOSLOVA	8 987	31 690	20 398
BELGIUM LUX	10 037	28 917	18 550	HUNGARY	25 361	122 644	78 671
NETHERLANDS	22 387	57 062	36 543	ROMANIA	5 292	14 254	9 147
ITALY	120 724	580 946	370 636	BULGARIA	954	741	480
UNTD KINGDOM	4 752	26 122	16 676	UKRAINE	189	810	524
IRELAND	12	71	46	MOLDOVA	230	817	535
DENMARK	2 028	11 729	7 529	RUSSIA	687	1 786	1 160
GREECE	2 431	5 417	3 507	YUGOSLAVIA	1 753	8 983	5 755
PORTUGAL	3 791	7 918	5 027	SLOVENIA	3 639	17 396	11 385
SPAIN	3 511	19 719	12 622	CROATIA	5 246	24 865	16 318
NORWAY	1 009	3 076	1 972	BOS HERZEGOV	118	497	335
SWEDEN	1 310	4 038	2 562	TUNISIA	7 559	24 879	15 952
FINLAND	15 663	12 847	8 116	ZIMBABWE	63	172	116
SWITZERLAND	4 164	14 674	9 346	SOUTH AFRICA	12 945	27 692	17 953
AUSTRIA	23 125	126 228	80 906	BOTSWANA	147	235	149
MALTA	24	54	33	USA	20 473	43 688	27 917
YUGOSLAVIA	1 204	2 604	1 599	CANADA	1 802	1 481	937
TURKEY	451	2 886	1 840	MEXICO	380	263	168
LITHUANIA	1 391	372	235	HAITI	15	48	33
SOVIET UNION	4 830	2 140	1 323	BRAZIL	1 438	1 723	1 125
POLAND	64 777	44 645	28 790	CHILE	29	96	62
CZECHOSLOVA	28 081	13 578	8 711	URUGUAY	96	324	205
HUNGARY	10 507	15 674	10 024	ARGENTINA	444	232	150
ROMANIA	394	185	113	CYPRUS	143	87	58
BULGARIA	2 258	603	396	LEBANON	112	225	145
BELARUS	4 418	1 870	1 212	IRAN	959	281	183
MOLDOVA	30	70	45	ISRAEL	1 955	3 305	2 125
RUSSIA	9 327	4 875	3 179	SAUDI ARABIA	35	71	46
YUGOSLAVIA	481	1 205	773	KUWAIT	11	56	36
SLOVENIA	1 572	4 127	2 673	PAKISTAN	47	290	184
CROATIA	84	117	78	INDIA	3 502	5 762	3 680
MOROCCO	51	277	174	SRI LANKA	65	763	502
TUNISIA	20	50	35	THAILAND	7 675	8 142	5 321
SUDAN	5	65	43	INDONESIA	313	482	307
ETHIOPIA	439	738	463	MALAYSIA	396	2 020	1 325
SOUTH AFRICA	523	7 284	4 650	SINGAPORE	2 466	11 003	7 067
NAMIBIA	4	181	114	PHILIPPINES	2 248	1 599	1 015
BOTSWANA	5	198	120	CHINA	476	799	502
USA	23 125	53 609	34 262	SOUTH KOREA	15 292	6 818	4 376
CANADA	7	118	79	JAPAN	24 580	16 485	10 659
MEXICO	24	111	69	TAIWAN	16 569	9 948	6 354
NICARAGUA	12	434	284	HONG KONG	17 497	14 274	9 209
COLOMBIA	612	1 331	849	AUSTRALIA	1 394	973	633
VENEZUELA	8	475	304	612 MANUFACT. LEATHER ETC. NES			
ECUADOR	10	184	111	IMPORTS	44 252	102 706	65 960
PERU	225	1 072	692	FRANCE	705	4 014	2 575
BRAZIL	13 064	16 811	10 737	BELGIUM LUX	1 198	2 097	1 361
PARAGUAY	47	73	48	NETHERLANDS	4 062	7 776	4 991
URUGUAY	2 072	4 047	2 580	ITALY	2 179	11 117	7 094
ARGENTINA	12 917	26 642	16 937	UNTD KINGDOM	3 635	16 261	10 480
CYPRUS	22	108	72	IRELAND	375	2 101	1 353
IRAN	29	94	58	DENMARK	466	1 373	872
PAKISTAN	6 128	38 522	24 751	PORTUGAL	117	335	209
INDIA	16 286	59 939	38 471	SPAIN	331	2 717	1 740
BANGLADESH	1 762	5 371	3 429	SWEDEN	247	744	486
NEPAL	25	133	81	SWITZERLAND	251	2 009	1 288
THAILAND	3 443	10 854	6 883	AUSTRIA	257	1 905	1 222
INDONESIA	4 493	21 487	13 829	MALTA	119	799	509
MALAYSIA	17	164	103	TURKEY	103	323	206
SINGAPORE	17	166	111	POLAND	1 327	4 411	2 852
PHILIPPINES	1 311	4 409	2 827	CZECHOSLOVA	442	876	568
CHINA	983	1 028	668	HUNGARY	373	1 509	972
SOUTH KOREA	73	439	281	ROMANIA	350	1 070	686
JAPAN	2 273	9 656	6 177	MOROCCO	63	314	200
TAIWAN	2 041	5 164	3 307	TUNISIA	114	94	62
HONG KONG	131	290	182	EGYPT	8	62	42
AUSTRALIA	148	761	482	SOUTH AFRICA	128	447	293
NEW ZEALAND	272	284	182	USA	2 110	8 106	5 211
EXPORTS	640 975	1 118 502	717 275	CANADA	58	189	121
FRANCE	29 961	72 686	46 403	MEXICO	523	1 011	650
BELGIUM LUX	12 631	13 098	8 381	COLOMBIA	18	73	48
NETHERLANDS	72 862	85 933	54 949	PERU	13	51	35
ITALY	147 090	96 968	61 888	BRAZIL	172	792	505
UNTD KINGDOM	14 440	24 395	15 715	PARAGUAY	79	299	193
IRELAND	398	1 027	656	ARGENTINA	369	1 706	1 087
				ISRAEL	22	50	32
				PAKISTAN	119	358	229



## 6 IMPORTS AND EXPORTS (SPECIAL TRADE) BY GROUPS OF THE SITC-REV. III AND BY COUNTRIES OF PRODUCTION AND CONSUMPTION 1992

GROUP COUNTRY	DT = 100 KG	1 000 DM	1 000 \$	GROUP COUNTRY	DT = 100 KG	1 000 DM	1 000 \$
INDIA	4 737	12 393	7 968	SOUTH AFRICA	12	68	42
THAILAND	16 700	9 350	5 989	USA	136	1 898	1 191
CHINA	406	749	489	CANADA	55	561	359
SOUTH KOREA	224	621	393	COLOMBIA	27	62	39
JAPAN	143	732	462	BRAZIL	1 789	5 001	3 235
TAIWAN	1 259	2 262	1 449	URUGUAY	1 295	3 287	2 125
HONG KONG	85	262	168	ARGENTINA	758	5 909	3 787
MACAO	157	327	210	MALAYSIA	22	57	35
AUSTRALIA	106	664	432	CHINA	642	15 347	9 818
EXPORTS	22 388	93 577	60 337	SOUTH KOREA	2	83	52
FRANCE	2 695	9 066	5 834	HONG KONG	226	7 376	4 870
BELGIUM LUX	1 126	5 766	3 725	AUSTRALIA	247	492	325
NETHERLANDS	3 688	10 601	6 813	NEW ZEALAND	1 178	3 636	2 341
ITALY	1 393	7 904	5 077	EXPORTS	17 207	236 762	152 395
UNITED KINGDOM	837	3 438	2 207	FRANCE	246	2 977	1 884
IRELAND	115	400	256	BELGIUM LUX	118	1 941	1 238
DENMARK	692	3 473	2 243	NETHERLANDS	173	5 267	3 363
GREECE	79	429	273	ITALY	451	10 144	6 552
PORTUGAL	318	1 007	642	UNITED KINGDOM	511	7 347	4 726
SPAIN	403	1 635	1 059	DENMARK	65	1 873	1 181
ICELAND	60	189	116	GREECE	5 838	120 706	77 889
NORWAY	258	1 101	711	PORTUGAL	993	6 636	4 216
SWEDEN	997	3 812	2 503	SPAIN	202	5 762	3 675
FINLAND	371	1 882	1 231	CANARY IS	4	131	83
SWITZERLAND	1 894	9 657	6 216	NORWAY	1	62	40
AUSTRIA	2 730	8 481	5 463	SWEDEN	59	277	179
MALTA	38	215	133	FINLAND	44	350	225
YUGOSLAVIA	37	271	167	SWITZERLAND	293	6 363	4 098
TURKEY	103	979	641	AUSTRIA	555	9 210	5 932
SOVIET UNION	6	55	34	MALTA	64	2 405	1 518
POLAND	414	982	629	YUGOSLAVIA	157	846	513
CZECHOSLOVAKIA	418	1 923	1 245	TURKEY	233	7 458	4 809
HUNGARY	153	1 545	1 025	SOVIET UNION	61	3 361	2 048
ROMANIA	16	56	35	POLAND	1 273	6 360	4 129
BULGARIA	8	70	43	CZECHOSLOVAKIA	764	6 619	4 292
RUSSIA	29	169	107	HUNGARY	720	5 392	3 458
YUGOSLAVIA	11	66	41	ROMANIA	304	3 013	1 963
SLOVENIA	20	195	128	BULGARIA	41	269	168
CROATIA	31	126	81	UKRAINE	52	2 886	1 878
MOROCCO	6	123	80	RUSSIA	19	606	400
TUNISIA	28	237	151	YUGOSLAVIA	72	577	368
EGYPT	44	513	322	SLOVENIA	154	2 062	1 370
SOUTH AFRICA	2 34	419	269	CROATIA	259	2 504	1 685
USA	2 477	9 951	6 452	BOS HERZEGOVINA	17	72	47
CANADA	243	1 095	707	TUNISIA	68	481	309
MEXICO	16	122	78	SOUTH AFRICA	1	56	38
VENEZUELA	4	114	70	USA	69	845	532
CHILE	1	50	31	CANADA	9	69	41
ARGENTINA	18	152	102	BRAZIL	10	70	44
IRAN	8	138	90	ARGENTINA	9	298	181
ISRAEL	40	214	137	LEBANON	1	47	30
SAUDI ARABIA	25	190	120	ISRAEL	20	192	124
KUWAIT	7	81	53	INDIA	61	322	205
QATAR	6	85	56	MALAYSIA	136	4 630	3 028
ARAB EMIRATES	12	105	68	PHILIPPINES	169	74	49
INDIA	7	55	34	CHINA	515	263	170
INDONESIA	8	113	72	SOUTH KOREA	1 994	962	608
MALAYSIA	4	79	51	JAPAN	197	1 824	1 161
SINGAPORE	27	267	175	HONG KONG	101	2 899	1 852
JAPAN	193	1 434	919				
TAIWAN	16	145	89				
HONG KONG	68	1 074	679				
AUSTRALIA	44	378	243				
NEW ZEALAND	11	98	63				
613 FURSKINS, TANNED, DRESSED				621 MATERIALS OF RUBBER			
IMPORTS	20 570	161 159	103 277	IMPORTS	1 734 180	1 065 181	682 841
FRANCE	478	7 229	4 625	FRANCE	279 477	180 207	115 484
BELGIUM LUX	2 604	16 898	10 704	BELGIUM LUX	373 666	175 863	112 750
NETHERLANDS	555	4 234	2 677	NETHERLANDS	76 448	49 645	31 765
ITALY	2 230	9 221	5 887	ITALY	264 605	199 228	127 648
UNITED KINGDOM	646	9 427	6 042	UNITED KINGDOM	71 576	69 095	44 201
DENMARK	176	3 115	2 005	IRELAND	27 134	26 375	16 973
GREECE	1 209	25 200	16 037	DENMARK	15 113	10 517	6 793
PORTUGAL	128	872	557	PORTUGAL	4 128	2 421	1 542
SPAIN	1 286	17 744	11 399	SPAIN	63 043	34 969	22 424
ICELAND	34	172	111	NORWAY	954	1 405	893
NORWAY	12	95	59	SWEDEN	57 743	29 737	19 046
SWEDEN	22	210	133	FINLAND	309	453	291
FINLAND	74	1 611	1 056	SWITZERLAND	36 166	25 890	16 629
SWITZERLAND	193	1 744	1 137	AUSTRIA	207 101	90 705	58 146
AUSTRIA	523	1 688	1 095	MALTA	14	106	71
MALTA	6	47	30	YUGOSLAVIA	8 594	3 938	2 423
YUGOSLAVIA	544	1 106	685	TURKEY	11 619	6 984	4 454
TURKEY	3	86	57	SOVIET UNION	3 105	9 371	5 875
SOVIET UNION	44	1 214	741	POLAND	35 453	9 081	5 875
POLAND	2 023	3 089	1 977	CZECHOSLOVAKIA	42 259	13 147	8 453
CZECHOSLOVAKIA	348	2 241	1 418	HUNGARY	16 163	4 453	2 880
HUNGARY	238	6 775	4 409	ROMANIA	1 731	356	228
UKRAINE	34	141	93	BULGARIA	1 296	265	168
RUSSIA	36	1 226	810	RUSSIA	9 638	950	623
YUGOSLAVIA	392	1 001	657	YUGOSLAVIA	2 642	1 294	823
SLOVENIA	288	774	513	SLOVENIA	7 311	3 373	2 212
				CROATIA	653	239	157
				SOUTH AFRICA	63	68	42
				USA	43 294	64 655	41 548
				CANADA	1 578	1 232	788
				MEXICO	13	52	33



## 6 IMPORTS AND EXPORTS (SPECIAL TRADE) BY GROUPS OF THE SITC-REV. III AND BY COUNTRIES OF PRODUCTION AND CONSUMPTION 1992

GROUP COUNTRY	DT = 100 KG	1 000 DM	1 000 \$	GROUP COUNTRY	DT = 100 KG	1 000 DM	1 000 \$
BRAZIL	4 083	1 280	823	SYRIA	6 308	2 402	1 588
ISRAEL	4 458	2 851	1 842	IRAN	5 196	4 147	2 671
INDIA	276	114	75	ISRAEL	16 675	7 330	4 733
SRI LANKA	1 875	292	181	JORDAN	1 146	876	572
THAILAND	2 071	620	332	SAUDI ARABIA	3 612	3 408	2 196
INDONESIA	9 562	2 309	1 484	KUWAIT	393	400	254
MALAYSIA	24 030	9 913	6 363	BAHRAIN	261	281	182
CHINA	14 742	2 156	1 389	QATAR	339	154	99
SOUTH KOREA	847	569	366	ARAB EMIRAT	5 934	3 602	2 327
JAPAN	8 122	36 442	23 328	OMAN	129	232	149
TAIWAN	1 043	1 225	788	YEMEN	156	94	59
HONG KONG	75	204	134	PAKISTAN	2 341	2 035	1 313
EXPORTS	1 813 736	1 316 110	844 648	INDIA	1 774	2 078	1 314
FRANCE	329 036	201 937	129 568	SRI LANKA	65	164	101
BELGIUM LUX	162 652	123 288	79 011	THAILAND	1 032	1 520	980
NETHERLANDS	331 418	161 094	103 134	VIETNAM	87	99	61
ITALY	97 154	79 755	50 953	INDONESIA	898	1 848	1 191
UNITED KINGDOM	102 193	103 962	66 769	MALAYSIA	686	1 411	903
IRELAND	62 987	29 293	18 825	BRUNEI	113	49	30
DENMARK	28 542	25 013	16 134	SINGAPORE	5 543	5 100	3 267
GREECE	6 951	7 421	4 776	PHILIPPINES	1 002	1 467	1 354
PORTUGAL	9 269	7 987	5 131	CHINA	955	2 942	1 896
SPAIN	74 379	91 543	58 668	SOUTH KOREA	2 881	4 243	2 733
CANARY IS	217	154	104	JAPAN	7 393	7 764	5 009
CEUTA MEL	302	579	371	TAIWAN	1 722	3 084	1 960
ICELAND	1 563	1 118	723	HONG KONG	4 785	3 724	2 409
NORWAY	17 368	12 121	7 781	AUSTRALIA	6 307	5 954	3 811
SWEDEN	33 887	40 556	26 084	PAPUA NEW G	177	387	239
FINLAND	33 021	13 980	8 964	NEW ZEALAND	1 224	650	414
SWITZERLAND	86 920	57 923	37 256	NEW CALEDON	338	235	148
AUSTRIA	177 257	117 622	75 564	625 RUBBER TYRES, TUBES, ETC.			
MALTA	84	163	105	IMPORTS	5 930 478	3 967 402	2 538 076
YUGOSLAVIA	5 368	3 296	2 026	FRANCE	1 441 276	1 015 711	649 374
TURKEY	5 251	4 909	3 146	BELGIUM LUX	468 077	313 234	200 161
LATVIA	234	241	154	NETHERLANDS	529 962	372 190	238 782
SOVIET UNION	3 293	1 721	1 080	ITALY	389 983	284 451	180 852
POLAND	17 388	10 568	6 815	UNITED KINGDOM	668 858	450 815	288 743
CZECHOSLOVAKIA	20 497	23 309	15 066	IRELAND	113 530	99 247	63 913
HUNGARY	3 825	3 924	2 517	DENMARK	37 208	12 107	7 813
ROMANIA	1 583	1 319	829	GREECE	5 525	3 357	2 139
BULGARIA	1 157	1 731	1 113	PORTUGAL	843	570	366
UKRAINE	47	102	67	SPAIN	331 897	250 269	159 373
BELARUS	41	63	43	NORWAY	4 361	2 760	1 726
RUSSIA	3 127	2 790	1 813	SWEDEN	35 628	28 073	18 037
KAZAKHSTAN	12	66	41	FINLAND	18 264	12 504	8 094
UZBEKISTAN	97	216	137	SWITZERLAND	71 802	19 476	12 532
YUGOSLAVIA	4 692	2 170	1 405	AUSTRIA	270 154	172 185	110 692
SLOVENIA	872	1 051	692	MALTA	179	122	77
CROATIA	4 920	2 037	1 340	YUGOSLAVIA	46 539	27 242	16 741
BOS HERZEGOV	201	126	85	TURKEY	21 237	10 673	6 822
MOROCCO	3 260	1 634	1 061	SOVIET UNION	2 037	403	248
ALGERIA	375	985	618	POLAND	71 289	21 621	13 921
TUNISIA	971	1 016	644	CZECHOSLOVAKIA	96 687	26 837	17 270
LIBYA	374	936	601	HUNGARY	62 893	23 448	14 957
EGYPT	987	3 351	2 133	ROMANIA	5 854	1 698	1 100
MAURITANIA	219	243	160	BULGARIA	11 411	1 826	1 161
COTE D'IVOIRE	22	55	34	UKRAINE	3 682	264	172
GHANA	1 299	427	270	BELARUS	3 271	195	132
NIGERIA	3 631	2 806	1 791	RUSSIA	6 906	1 226	818
CAMEROON	14	50	30	YUGOSLAVIA	10 008	4 510	2 919
GABON	62	96	63	SLOVENIA	53 663	37 120	24 345
ZAIRE	40	117	75	BOS HERZEGOV	70	54	36
ANGOLA	81	89	56	MOROCCO	105	47	30
KENYA	285	218	139	TOGO	137	145	92
UGANDA	128	171	114	SOUTH AFRICA	3 315	1 534	1 034
TANZANIA	14	98	62	USA	157 957	115 916	74 228
SEYCHELLES	47	59	38	CANADA	6 273	6 928	4 402
MADAGASCAR	18	150	96	COSTA RICA	472	178	114
ZAMBIA	59	165	107	PANAMA	4 409	3 911	2 505
ZIMBABWE	21	76	52	JAMAICA	75	146	88
MALAWI	78	170	107	COLOMBIA	169	153	92
SOUTH AFRICA	13 763	11 345	7 328	BRAZIL	11 463	7 930	5 055
NAMIBIA	48	51	33	URUGUAY	1 877	862	555
LESOTHO	49	124	84	ARGENTINA	287	184	117
USA	65 669	42 725	27 351	ISRAEL	36 094	20 443	13 108
CANADA	1 833	2 429	1 586	JORDAN	2 218	1 600	1 017
MEXICO	6 479	32 243	20 784	SAUDI ARABIA	268	239	165
GUATEMALA	54	89	56	ARAB EMIRAT	4 433	3 257	2 087
COSTA RICA	134	81	52	INDIA	2 493	830	521
CUBA	54	84	55	SRI LANKA	19 810	7 846	5 018
MARTINIQUE	21	77	51	THAILAND	50 361	24 435	15 694
TRINIDAD TOB	84	55	37	VIETNAM	2 777	356	228
NETH ANTILL	299	298	198	INDONESIA	7 310	2 479	1 600
COLOMBIA	214	405	260	MALAYSIA	7 053	2 958	1 894
VENEZUELA	409	816	532	SINGAPORE	17 132	12 861	8 253
ECUADOR	118	150	95	CHINA	7 197	2 988	1 871
PERU	231	468	300	SOUTH KOREA	154 813	93 371	60 465
BRAZIL	1 691	4 450	2 908	JAPAN	591 584	427 293	272 464
CHILE	1 539	1 621	1 066	TAIWAN	54 230	32 893	21 144
BOLIVIA	45	120	73	AUSTRALIA	1 071	734	468
PARAGUAY	27	49	31	MARSHALL ISL	1 039	490	311
URUGUAY	14	50	32	EXPORTS	4 394 840	3 003 331	1 927 895
ARGENTINA	380	1 294	830				
CYPRUS	170	193	124				
LEBANON	670	362	232				



## 6 IMPORTS AND EXPORTS (SPECIAL TRADE) BY GROUPS OF THE SITC-REV. III AND BY COUNTRIES OF PRODUCTION AND CONSUMPTION 1992

GROUP COUNTRY	DT = 100 KG	1 000 DM	1 000 \$	GROUP COUNTRY	DT = 100 KG	1 000 DM	1 000 \$
FRANCE	731 716	478 029	306 680	URUGUAY	574	198	127
BELGIUM LUX	446 533	300 309	192 556	ARGENTINA	2 198	544	341
NETHERLANDS	413 998	299 536	191 935	CYPRUS	1 588	1 226	787
ITALY	416 764	334 750	214 418	LEBANON	10 538	1 643	1 046
UNITED KINGDOM	423 363	273 090	175 203	SYRIA	603	338	217
IRELAND	7 576	2 922	1 877	IRAN	39 289	15 778	10 232
DENMARK	68 708	50 626	32 538	ISRAEL	13 940	9 200	5 840
GREECE	64 470	44 579	28 751	JORDAN	8 631	1 961	1 246
PORTUGAL	41 711	31 124	20 031	SAUDI ARABIA	21 885	14 471	9 217
SPAIN	198 143	152 816	98 119	KUWAIT	1 651	1 299	844
CANARY IS	2 029	737	473	BAHRAIN	5 219	4 860	3 140
CEUTA MEL	7 611	465	301	QATAR	651	480	305
ICELAND	360	259	167	ARAB EMIRAT	17 432	13 194	8 486
NORWAY	39 196	26 713	17 188	OMAN	1 292	839	540
SWEDEN	151 619	119 093	76 629	YEMEN	530	372	237
FINLAND	36 127	29 119	18 425	AFGHANISTAN	162	66	41
SWITZERLAND	187 341	165 949	106 795	PAKISTAN	310	180	114
AUSTRIA	301 254	231 537	148 828	INDIA	161	277	181
MALTA	1 606	834	524	SRI LANKA	74	68	41
YUGOSLAVIA	7 752	6 070	3 721	THAILAND	1 583	1 601	1 035
TURKEY	12 726	8 985	5 796	VIETNAM	136	101	65
ESTONIA	23 484	171	112	INDONESIA	248	234	145
LATVIA	896	248	162	MALAYSIA	1 377	1 234	793
LITHUANIA	2 468	284	184	SINGAPORE	10 389	10 146	6 511
SOVIET UNION	13 180	2 210	1 349	PHILIPPINES	80	72	44
POLAND	24 489	12 965	8 398	MONGOLIA	339	172	114
CZECHOSLOVAKIA	18 525	8 895	5 747	CHINA	833	611	404
HUNGARY	20 408	8 357	5 356	SOUTH KOREA	7 018	4 443	2 878
ROMANIA	31 928	6 289	3 969	JAPAN	82 305	70 561	45 694
BULGARIA	4 097	1 949	1 253	TAIWAN	17 525	13 565	8 705
ALBANIA	420	51	33	HONG KONG	1 779	1 756	1 112
UKRAINE	4 447	1 036	687	AUSTRALIA	19 684	15 250	9 801
BELARUS	4 642	575	383	PAPUA NEW G	92	77	48
RUSSIA	35 732	5 145	3 379	NEW ZEALAND	897	423	267
TADJIKISTAN	823	117	75	NEW CALEDON	1 237	934	585
KYRGYZSTAN	506	70	43	FR POLYNESIA	79	79	50
YUGOSLAVIA	3 606	1 491	949				
SLOVENIA	944	567	373	629 ARTICLES OF RUBBER, NES			
CROATIA	2 102	1 410	940	IMPORTS	949 192	1 417 470	908 210
BOS HERZEGOV	334	237	164	FRANCE	132 754	265 072	169 668
MOROCCO	738	614	399	BELGIUM LUX	68 574	82 255	52 672
ALGERIA	2 277	1 914	1 262	NETHERLANDS	43 808	68 804	44 076
TUNISIA	1 122	853	554	ITALY	136 355	250 656	160 309
LIBYA	11 016	11 611	7 450	UNITED KINGDOM	46 614	78 278	50 087
EGYPT	4 002	2 411	1 582	IRELAND	44 171	79 735	51 118
SUDAN	826	411	255	DENMARK	6 659	12 418	7 996
MAURITANIA	367	351	222	GREECE	2 587	1 088	705
MALI	1 350	308	198	PORTUGAL	2 791	2 005	1 283
BURKINA FASO	154	121	77	SPAIN	49 153	61 642	39 409
NIGER	502	232	151	NORWAY	10 111	7 850	5 060
CAPE VERDE	178	146	97	SWEDEN	25 592	35 733	22 909
SENEGAL	3 209	978	635	FINLAND	4 156	3 745	2 408
GAMBIA	845	245	155	SWITZERLAND	15 542	62 332	40 054
GUIN BISSAU	58	63	42	AUSTRIA	61 951	90 108	57 723
GUINEA	859	341	218	MALTA	879	13 195	8 368
SIERRA LEONE	281	90	53	YUGOSLAVIA	15 121	7 308	4 483
LIBERIA	1 028	1 157	97	TURKEY	12 154	7 618	4 929
CTE D IVOIRE	2 830	1 851	1 185	SOVIET UNION	77	47	31
GHANA	6 396	1 732	1 116	POLAND	18 006	6 157	4 019
TOGO	283	91	59	CZECHOSLOVAKIA	45 204	21 436	13 797
BENIN	14 707	1 711	1 101	HUNGARY	16 340	10 316	6 648
NIGERIA	30 352	11 094	7 067	ROMANIA	2 730	1 185	761
CAMEROON	15 251	3 527	2 253	BULGARIA	19 086	6 012	3 827
CENT AFR REP	66	67	44	BELARUS	655	64	41
GABON	1 759	466	301	RUSSIA	227	238	157
CONGO	840	391	257	KAZAKHSTAN	2 512	829	535
ZAIRE	797	624	409	YUGOSLAVIA	4 667	2 489	1 591
BURUNDI	261	182	116	SLOVENIA	10 685	5 717	3 773
ANGOLA	2 335	1 698	1 086	CROATIA	10 607	4 323	2 851
ETHIOPIA	1 848	1 164	729	SOUTH AFRICA	507	388	243
KENYA	350	243	155	USA	19 111	69 813	44 711
UGANDA	722	355	217	CANADA	2 762	5 555	3 542
TANZANIA	1 923	1 377	893	MEXICO	47	154	97
MADAGASCAR	247	156	98	COSTA RICA	804	456	291
REUNION	79	64	41	VENEZUELA	17	62	41
MAURITIUS	171	101	64	BRAZIL	4 794	12 791	8 240
ZAMBIA	534	65	41	ISRAEL	1 028	1 520	967
MALAWI	68	60	37	INDIA	4 442	2 926	1 862
SOUTH AFRICA	7 265	4 765	3 038	SRI LANKA	18 059	5 718	3 685
USA	197 881	128 695	82 752	THAILAND	17 878	5 711	3 694
CANADA	23 837	16 039	10 449	INDONESIA	1 907	740	486
MEXICO	2 299	1 833	1 174	MALAYSIA	6 305	3 821	2 451
HONDURAS	256	138	90	SINGAPORE	1 576	1 414	913
EL SALVADOR	1 750	161	102	CHINA	9 086	3 509	2 247
COSTA RICA	91	83	50	NORTH KOREA	962	438	278
PANAMA	318	51	32	SOUTH KOREA	15 023	7 397	4 794
DOMINIC REP	1 305	254	157	JAPAN	15 436	83 643	53 730
GUADELOUPE	3 039	1 392	893	TAIWAN	18 417	20 819	13 392
MARTINIQUE	2 658	1 340	867	HONG KONG	337	904	588
ARUBA	86	80	55	AUSTRALIA	558	601	387
COLOMBIA	108	58	38	NEW ZEALAND	35	167	106
VENEZUELA	2 679	921	574	UNIT COUNTR	81	111	75
ECUADOR	346	84	53	EXPORTS	961 654	1 660 288	1 065 555
BRAZIL	4 518	572	377				
CHILE	868	507	325				
BOLIVIA	648	62	39				
PARAGUAY	815	73	49				



## 6 IMPORTS AND EXPORTS (SPECIAL TRADE) BY GROUPS OF THE SITC-REV. III AND BY COUNTRIES OF PRODUCTION AND CONSUMPTION 1992

GROUP COUNTRY	DT = 100 KG	1 000 DM	1 000 \$	GROUP COUNTRY	DT = 100 KG	1 000 DM	1 000 \$
FRANCE	95 986	231 334	148 344	URUGUAY	288	850	549
BELGIUM LUX	167 980	132 050	84 575	ARGENTINA	2 321	4 322	2 771
NETHERLANDS	78 153	119 923	76 841	CYPRUS	227	652	411
ITALY	37 315	89 360	57 267	LEBANON	511	1 359	862
UNITED KINGDOM	72 619	162 084	104 102	SYRIA	3 432	4 109	2 627
IRELAND	3 703	7 290	4 680	IRAN	5 694	10 639	6 823
DENMARK	13 141	36 736	23 545	ISRAEL	3 818	10 475	6 733
GREECE	3 732	11 026	7 070	JORDAN	776	1 874	1 180
PORTUGAL	6 684	18 256	11 681	SAUDI ARABIA	3 926	8 599	5 500
SPAIN	77 505	100 057	64 015	KUWAIT	279	863	550
CANARY IS	72	415	262	BAHRAIN	115	489	307
CEUTA MEL	28	99	64	QATAR	156	332	218
ICELAND	530	707	457	ARAB EMIRAT	1 772	2 908	1 877
FAEROE IS	78	67	44	OMAN	203	335	213
NORWAY	7 822	16 682	10 713	YEMEN	200	424	270
SWEDEN	49 282	50 916	32 643	AFGHANISTAN	17	89	56
FINLAND	7 528	15 520	9 909	PAKISTAN	2 803	1 815	1 178
SWITZERLAND	36 170	64 047	41 146	INDIA	2 526	5 016	3 193
AUSTRIA	58 447	104 677	67 168	BANGLADESH	4	74	48
MALTA	1 090	863	547	SRI LANKA	2 192	350	222
YUGOSLAVIA	1 579	3 885	2 380	THAILAND	2 277	4 715	3 057
TURKEY	5 519	14 735	9 470	VIETNAM	8	57	36
LATVIA	63	151	95	INDONESIA	857	2 157	1 378
LITHUANIA	78	178	112	MALAYSIA	1 545	5 288	3 383
SOVIET UNION	4 041	5 050	3 107	SINGAPORE	3 031	12 636	8 148
POLAND	24 179	22 445	14 545	PHILIPPINES	861	1 055	681
CZECHOSLOVAKIA	10 448	24 616	15 920	CHINA	1 103	5 773	3 722
HUNGARY	5 879	12 358	7 876	SOUTH KOREA	1 483	7 892	5 060
ROMANIA	4 217	4 723	3 023	JAPAN	4 120	18 361	11 779
BULGARIA	267	1 202	759	TAIWAN	1 755	4 956	3 181
ALBANIA	228	94	62	HONG KONG	1 071	5 016	3 229
UKRAINE	538	921	617	AUSTRALIA	9 693	17 265	11 199
BELARUS	561	1 120	751	PAPUA NEW G	451	933	580
RUSSIA	1 185	3 439	2 246	NEW ZEALAND	557	1 945	1 262
AZERBAIJAN	18	72	48	NEW CALEDON	13	55	31
KAZAKHSTAN	146	427	289				
YUGOSLAVIA	647	1 806	1 164	633 CORK MANUFACTURES			
SLOVENIA	484	1 420	932	IMPORTS	208 862	210 431	134 610
CROATIA	613	1 461	975	FRANCE	5 174	3 382	2 161
MOROCCO	1 723	2 102	1 360	BELGIUM LUX	546	527	340
ALGERIA	1 055	2 611	1 679	NETHERLANDS	13 571	11 847	7 621
TUNISIA	1 233	2 724	1 753	ITALY	6 270	10 242	6 529
LIBYA	1 353	1 563	1 005	UNITED KINGDOM	748	475	308
EGYPT	3 385	6 834	4 390	DENMARK	1 507	743	464
SUDAN	276	347	218	GREECE	82	105	65
MAURITANIA	50	96	61	PORTUGAL	153 605	159 203	101 849
MALI	40	238	155	SPAIN	16 529	18 844	12 028
BURKINA FASO	16	113	74	SWEDEN	917	749	480
SENEGAL	59	124	77	SWITZERLAND	138	316	201
SIERRA LEONE	143	126	81	AUSTRIA	461	160	103
COTE D'IVOIRE	57	218	137	MOROCCO	5 289	1 183	763
GHANA	130	279	183	TUNISIA	2 478	508	327
TOGO	40	69	45	USA	288	336	210
BENIN	27	61	40	CHINA	591	877	565
NIGERIA	509	1 338	852	SOUTH KOREA	422	427	274
CAMEROON	65	217	147	JAPAN	81	185	107
GABON	25	75	46	TAIWAN	59	255	161
CONGO	16	53	34	EXPORTS	21 184	63 679	40 769
ZAIRE	498	891	555	FRANCE	2 265	5 792	3 712
RWANDA	61	312	206	BELGIUM LUX	1 746	3 240	2 067
BURUNDI	20	60	36	NETHERLANDS	1 045	1 815	1 160
ANGOLA	296	1 290	806	ITALY	675	2 482	1 577
ETHIOPIA	52	196	123	UNITED KINGDOM	939	3 663	2 347
KENYA	251	669	429	IRELAND	67	106	67
UGANDA	34	93	59	DENMARK	1 671	2 680	1 722
TANZANIA	363	748	477	GREECE	56	125	79
MADAGASCAR	76	281	183	PORTUGAL	1 175	2 068	1 327
REUNION	300	457	291	SPAIN	287	996	636
MAURITIUS	25	107	67	ICELAND	111	82	54
ZAMBIA	28	100	62	FAEROE IS	70	54	32
ZIMBABWE	64	277	179	NORWAY	843	1 888	1 210
MALAWI	40	153	94	SWEDEN	992	3 136	2 012
SOUTH AFRICA	8 221	22 497	14 433	FINLAND	202	849	538
NAMIBIA	153	374	241	SWITZERLAND	1 675	5 208	3 337
USA	64 558	102 957	66 339	AUSTRIA	2 102	7 582	4 842
CANADA	5 418	8 728	5 616	TURKEY	151	225	147
MEXICO	22 624	67 802	43 600	POLAND	185	243	153
GUATEMALA	125	444	281	CZECHOSLOVAKIA	211	300	192
EL SALVADOR	207	377	236	HUNGARY	195	397	254
NICARAGUA	12	47	30	BULGARIA	33	407	247
COSTA RICA	194	562	360	UKRAINE	284	791	535
PANAMA	106	337	216	RUSSIA	48	137	84
CUBA	62	181	116	ZIMBABWE	18	75	52
DOMINIC REP	50	129	82	SOUTH AFRICA	671	4 027	2 634
MARTINIQUE	15	112	70	USA	1 469	6 085	3 819
JAMAICA	45	94	60	CANADA	399	1 866	1 190
TRINIDAD TOB	44	197	127	MEXICO	213	1 328	852
NETH ANTILL	23	177	114	BRAZIL	126	664	426
COLOMBIA	226	808	527	CHILE	440	2 404	1 560
VENEZUELA	1 734	3 887	2 508	ARGENTINA	20	125	81
SURINAME	30	99	64	IRAN	73	142	94
ECUADOR	359	931	594	ISRAEL	99	545	347
PERU	525	1 004	649	JORDAN	11	49	32
BRAZIL	2 252	9 996	6 518				
CHILE	5 101	6 169	4 060				
BOLIVIA	105	398	258				
PARAGUAY	320	503	326				



## 6 IMPORTS AND EXPORTS (SPECIAL TRADE) BY GROUPS OF THE SITC-REV. III AND BY COUNTRIES OF PRODUCTION AND CONSUMPTION 1992

GROUP COUNTRY	DT = 100 KG	1 000 DM	1 000 \$	GROUP COUNTRY	DT = 100 KG	1 000 DM	1 000 \$
JAPAN	100	345	230	LATVIA	753	283	179
AUSTRALIA	200	758	495	SOVIET UNION	3 629	764	469
NEW ZEALAND	92	509	324	POLAND	83 626	13 113	8 424
634 VENEERS, PLYWOOD, ETC.				CZECHOSLOVAKIA	59 587	11 314	7 272
IMPORTS	21 277 263	2 229 860	1 427 249	HUNGARY	32 796	5 948	3 784
FRANCE	2 669 516	235 624	150 725	ROMANIA	6 603	2 246	1 436
BELGIUM LUX	3 922 761	216 711	138 251	BULGARIA	709	258	166
NETHERLANDS	269 978	37 380	23 962	UKRAINE	316	113	76
ITALY	738 136	179 102	114 474	BELARUS	405	182	117
UNITED KINGDOM	57 862	8 622	5 548	RUSSIA	15 324	3 760	2 411
IRELAND	9 026	726	457	YUGOSLAVIA	8 403	2 049	1 318
DENMARK	89 749	25 397	16 358	SLOVENIA	18 587	5 509	3 651
GREECE	46 840	10 215	6 530	CROATIA	17 349	2 335	1 533
PORTUGAL	35 385	4 738	3 015	TUNISIA	364	73	47
SPAIN	88 323	10 654	6 816	LIBYA	1 061	247	153
NORWAY	56 406	6 225	4 019	EGYPT	2 730	1 078	692
SWEDEN	178 523	34 963	22 586	NIGERIA	12 881	2 931	1 877
FINLAND	823 819	235 849	151 312	SOUTH AFRICA	3 403	713	467
SWITZERLAND	1 574 070	122 391	78 504	USA	44 529	26 997	17 274
AUSTRIA	4 440 458	341 130	218 449	CANADA	2 612	1 896	1 219
YUGOSLAVIA	103 243	14 279	8 766	MEXICO	471	461	290
TURKEY	1 693	400	249	BRAZIL	895	416	266
ESTONIA	20 932	997	640	CHILE	305	164	102
LATVIA	9 737	1 008	653	ARGENTINA	109	68	43
LITHUANIA	17 738	514	319	CYPRUS	2 813	965	612
SOVIET UNION	112 244	8 125	4 997	LEBANON	1 055	393	252
POLAND	740 463	46 743	29 874	SYRIA	996	260	162
CZECHOSLOVAKIA	992 481	45 762	29 241	IRAN	3 396	698	450
HUNGARY	88 319	8 203	5 277	ISRAEL	48 758	5 459	3 521
ROMANIA	19 422	2 443	1 543	JORDAN	398	66	43
BULGARIA	7 831	767	476	SAUDI ARABIA	32 517	3 698	2 363
UKRAINE	6 172	1 124	744	KUWAIT	1 291	269	173
BELARUS	11 361	1 363	896	BAHRAIN	1 083	154	103
RUSSIA	117 597	7 935	5 187	QATAR	69	178	109
YUGOSLAVIA	16 057	1 988	1 285	ARAB EMIRAT	839	401	253
SLOVENIA	77 779	10 254	6 718	OMAN	102	117	76
CROATIA	11 471	2 264	1 485	PAKISTAN	439	258	156
BOS HERZEGOV	8 880	1 693	1 138	INDIA	91	74	48
MOROCCO	4 936	1 093	707	SRI LANKA	909	284	179
SENEGAL	220	118	82	THAILAND	3 857	1 245	805
LIBERIA	639	336	217	INDONESIA	2 815	520	329
CTE D IVOIRE	201 001	31 651	20 256	MALAYSIA	1 090	423	264
GHANA	64 840	11 514	7 467	SINGAPORE	11 014	1 535	994
NIGERIA	810	89	58	PHILIPPINES	2 372	387	248
CAMEROON	3 725	719	458	CHINA	4 563	883	565
GABON	2 128	940	585	SOUTH KOREA	3 957	1 565	991
CONGO	58 084	15 836	10 061	JAPAN	20 326	3 992	2 574
ZAIRE	15 373	3 935	2 529	TAIWAN	28 691	3 811	2 467
ANGOLA	217	113	78	HONG KONG	718	274	174
SOUTH AFRICA	31 978	2 354	1 511	AUSTRALIA	7 094	2 904	1 867
USA	1 615 791	293 604	187 707	NEW ZEALAND	1 081	459	299
CANADA	210 098	34 424	21 962	635 WOOD MANUFACTURES, NES			
PANAMA	778	207	137	IMPORTS	12 677 805	2 477 969	1 591 670
ECUADOR	613	628	403	FRANCE	383 467	122 760	78 689
BRAZIL	391 791	33 077	21 113	BELGIUM LUX	310 846	90 678	58 188
CHILE	28 834	2 561	1 637	NETHERLANDS	830 566	209 262	130 236
PARAGUAY	447	46	30	ITALY	139 734	150 094	96 361
ARGENTINA	55 025	2 810	1 834	UNITED KINGDOM	45 648	15 209	9 759
ISRAEL	539	183	113	IRELAND	3 226	1 519	961
INDIA	851	460	286	DENMARK	650 619	249 274	159 915
MYANMAR	1 118	121	76	GREECE	1 121	632	411
THAILAND	845	446	286	PORTUGAL	44 282	16 468	10 554
INDONESIA	1 072 781	144 002	92 512	SPAIN	47 446	18 799	12 093
MALAYSIA	35 604	5 784	3 711	NORWAY	119 593	55 546	35 794
SINGAPORE	84 048	11 909	7 559	SWEDEN	362 079	162 257	104 463
PHILIPPINES	19 694	2 282	1 456	FINLAND	134 824	64 622	41 456
CHINA	523	110	68	SWITZERLAND	75 951	43 120	27 813
JAPAN	1 385	997	632	AUSTRIA	794 338	287 551	185 119
TAIWAN	4 958	1 487	948	YUGOSLAVIA	89 363	33 365	20 486
HONG KONG	1 854	223	138	TURKEY	1 566	1 597	1 015
AUSTRALIA	271	51	34	ESTONIA	1 787	159	100
EXPORTS	9 684 551	1 240 277	794 409	LATVIA	1 412	116	76
FRANCE	1 417 487	140 414	89 780	LITHUANIA	2 696	189	120
BELGIUM LUX	890 214	111 057	71 109	SOVIET UNION	5 961	631	387
NETHERLANDS	1 956 784	198 199	126 931	POLAND	4 292 802	222 547	142 636
ITALY	654 909	85 977	55 167	CZECHOSLOVAKIA	2 142 186	118 171	75 752
UNITED KINGDOM	899 137	111 297	71 336	HUNGARY	312 969	43 211	27 686
IRELAND	32 431	7 377	4 777	ROMANIA	51 635	8 891	5 757
DENMARK	994 704	105 097	67 261	BULGARIA	12 150	990	632
GREECE	78 559	15 531	9 955	UKRAINE	2 251	98	65
PORTUGAL	21 861	6 842	4 404	BELARUS	12 890	669	429
SPAIN	151 466	29 130	18 604	RUSSIA	25 041	2 047	1 334
ICELAND	7 794	2 211	1 419	YUGOSLAVIA	4 325	2 203	1 406
NORWAY	70 532	15 176	9 698	SLOVENIA	185 347	75 571	49 557
SWEDEN	199 422	35 076	22 337	CROATIA	28 212	7 555	4 940
FINLAND	45 098	9 357	5 980	BOS HERZEGOV	1 414	400	269
SWITZERLAND	725 720	101 758	65 157	MOROCCO	784	357	225
AUSTRIA	971 470	136 501	87 855	CTE D IVOIRE	1 030	294	193
MALTA	3 681	873	567	GHANA	4 166	711	450
YUGOSLAVIA	32 478	9 057	5 590	TOGO	59	116	75
TURKEY	27 951	4 457	2 898	CAMEROON	257	72	46
ESTONIA	152	107	66	ZAIRE	565	200	131
				KENYA	118	162	106
				TANZANIA	391	230	150



## 6 IMPORTS AND EXPORTS (SPECIAL TRADE) BY GROUPS OF THE SITC-REV. III AND BY COUNTRIES OF PRODUCTION AND CONSUMPTION 1992

GROUP COUNTRY	DT = 100 KG	1 000 DM	1 000 \$	GROUP COUNTRY	DT = 100 KG	1 000 DM	1 000 \$
MAURITIUS	13	137	87	CHILE	575	209	137
SOUTH AFRICA	7 014	2 721	1 751	ARGENTINA	373	237	156
USA	161 835	62 562	40 094	CYPRUS	323	232	148
CANADA	59 488	14 121	9 102	LEBANON	169	141	90
MEXICO	342	230	146	SYRIA	758	2 121	1 427
EL SALVADOR	125	116	79	IRAN	2 805	2 429	1 565
COSTA RICA	261	128	79	ISRAEL	5 354	1 756	1 115
ECUADOR	1 096	1 313	846	JORDAN	89	46	30
PERU	35	73	47	SAUDI ARABIA	19 592	32 217	20 738
BRAZIL	59 018	15 341	9 780	KUWAIT	1 332	570	359
CHILE	22 577	5 610	3 577	BAHRAIN	129	81	51
BOLIVIA	174	54	34	ARAB EMIRAT	3 185	1 371	867
PARAGUAY	1 890	615	389	OMAN	211	131	85
ARGENTINA	329	50	31	YEMEN	89	50	31
SYRIA	50	155	93	PAKISTAN	1 950	464	292
IRAN	15	50	31	SRI LANKA	282	84	55
ISRAEL	803	461	300	THAILAND	4 100	1 123	725
PAKISTAN	321	152	101	VIETNAM	53	85	53
INDIA	2 358	2 600	1 662	INDONESIA	1 318	671	429
SRI LANKA	3 914	1 500	968	MALAYSIA	363	331	208
NEPAL	36	99	61	SINGAPORE	5 856	1 814	1 175
THAILAND	119 467	46 675	29 867	PHILIPPINES	152	70	45
VIETNAM	8 816	1 425	920	CHINA	1 414	1 068	713
INDONESIA	452 709	86 105	55 586	SOUTH KOREA	1 554	772	508
MALAYSIA	256 904	53 028	34 027	JAPAN	11 296	9 757	6 244
SINGAPORE	145 904	29 495	18 953	TAIWAN	2 479	1 015	643
PHILIPPINES	11 013	12 431	7 998	HONG KONG	2 401	1 476	952
CHINA	135 005	71 169	46 075	AUSTRALIA	1 243	1 138	722
SOUTH KOREA	38 757	18 800	12 039	NEW ZEALAND	273	190	122
JAPAN	1 790	3 079	2 001	SOLOMON IS	9	162	109
TAIWAN	53 605	42 406	27 233				
HONG KONG	4 772	2 238	1 439	641 PAPER AND PAPERBOARD			
AUSTRALIA	611	155	100				
NEW ZEALAND	102	55	38				
EXPORTS	3 128 391	989 479	635 073	IMPORTS	75 148 533	10 413 001	6 671 851
FRANCE	338 289	89 765	57 492	FRANCE	8 755 534	1 342 175	861 272
BELGIUM LUX	386 074	111 636	71 615	BELGIUM LUX	2 824 108	666 700	427 665
NETHERLANDS	534 044	117 700	75 315	NETHERLANDS	6 646 523	875 484	560 850
ITALY	247 081	51 759	33 150	ITALY	3 622 926	644 639	412 556
UNITD KINGDOM	99 514	33 346	21 466	UNITD KINGDOM	2 271 361	477 518	306 103
IRELAND	7 246	4 492	2 903	IRELAND	13 771	3 097	1 975
DENMARK	159 685	36 255	23 619	DENMARK	679 700	71 907	46 041
GREECE	18 937	9 369	5 969	GREECE	2 496	542	346
PORTUGAL	12 654	4 841	3 115	PORTUGAL	354 908	39 606	25 481
SPAIN	86 623	31 438	20 150	SPAIN	408 057	76 273	48 768
CANARY IS	1 513	1 116	721	CANARY IS	1 277	199	126
ICELAND	3 627	2 163	1 397	NORWAY	3 040 236	330 292	211 339
NORWAY	14 613	5 001	3 202	SWEDEN	14 458 851	2 003 756	1 283 628
SWEDEN	47 819	10 720	6 900	FINLAND	13 060 547	1 702 468	1 090 091
FINLAND	24 391	5 419	3 458	SWITZERLAND	2 626 035	362 008	232 103
SWITZERLAND	568 062	174 756	112 048	AUSTRIA	7 617 285	966 947	620 380
AUSTRIA	326 424	145 470	93 414	YUGOSLAVIA	122 163	17 810	10 940
MALTA	566	436	281	TURKEY	4 099	1 011	649
YUGOSLAVIA	7 322	1 770	1 083	LITHUANIA	1 815	111	74
TURKEY	9 037	5 701	3 681	SOVIET UNION	153 331	9 036	5 538
LATVIA	649	180	114	POLAND	381 465	28 157	18 000
LITHUANIA	1 236	232	147	CZECHOSLOV	1 432 362	127 916	81 826
SOVIET UNION	12 474	6 607	4 068	HUNGARY	138 007	11 814	7 615
POLAND	33 727	10 676	6 839	ROMANIA	25 060	2 830	1 812
CZECHOSLOV	29 053	7 497	4 830	BULGARIA	5 478	1 120	722
HUNGARY	15 334	5 312	3 398	UKRAINE	4 962	393	255
ROMANIA	2 878	493	315	BELARUS	4 430	243	152
BULGARIA	460	236	151	RUSSIA	316 260	17 842	11 797
ALBANIA	52	47	30	YUGOSLAVIA	5 491	472	295
UKRAINE	1 173	159	104	SLOVENIA	174 620	25 759	16 899
BELARUS	1 932	1 404	934	CROATIA	57 015	2 323	1 541
RUSSIA	11 309	7 771	5 155	BOS HERZEGOV	444	49	33
YUGOSLAVIA	3 283	663	440	TUNISIA	246	167	104
SLOVENIA	8 780	1 809	1 192	RWANDA	253	46	32
CROATIA	2 865	648	430	SOUTH AFRICA	250 212	19 685	12 687
MOROCCO	675	319	208	USA	2 889 846	301 568	193 358
ALGERIA	116	222	141	CANADA	2 054 908	174 397	110 355
TUNISIA	688	451	289	COLOMBIA	294	95	59
LIBYA	2 770	1 856	1 171	BRAZIL	679 389	60 671	38 903
SUDAN	17	47	30	CHILE	10 445	1 669	1 064
NIGERIA	5 447	9 626	6 185	ISRAEL	2 977	1 525	952
ANGOLA	262	63	43	NEPAL	29	60	40
ETHIOPIA	40	47	30	THAILAND	367	422	269
REUNION	66	68	43	INDONESIA	391	105	67
ZAMBIA	28	59	40	SINGAPORE	56	69	43
ZIMBABWE	85	60	37	PHILIPPINES	27	75	48
MALAWI	77	48	30	CHINA	709	628	406
SOUTH AFRICA	4 264	1 487	933	NORTH KOREA	26	92	57
NAMIBIA	451	275	184	SOUTH KOREA	277	589	373
USA	14 091	20 721	13 277	JAPAN	39 914	38 201	24 570
CANADA	6 353	2 648	1 717	TAIWAN	822	946	607
MEXICO	1 073	535	350	HONG KONG	222	715	478
GUATEMALA	54	122	79	NEW ZEALAND	3 166	307	204
EL SALVADOR	263	266	174	UNIT COUNTR	260	65	41
CUBA	128	233	158	EXPORTS	49 740 463	8 406 644	5 393 224
BAHAMAS	9	71	47	FRANCE	10 263 227	1 568 806	1 004 912
TRINIDAD TOB	95	53	34	BELGIUM LUX	4 161 069	636 641	408 189
NETH ANTILL	173	155	98	NETHERLANDS	6 006 679	929 478	596 356
VENEZUELA	91	121	74	ITALY	5 182 440	757 358	484 948
BRAZIL	1 268	334	215	UNITD KINGDOM	5 272 603	1 002 509	645 288



## 6 IMPORTS AND EXPORTS (SPECIAL TRADE) BY GROUPS OF THE SITC-REV. III AND BY COUNTRIES OF PRODUCTION AND CONSUMPTION 1992

GROUP COUNTRY	DT = 100 KG	1 000 DM	1 000 \$	GROUP COUNTRY	DT = 100 KG	1 000 DM	1 000 \$
IRELAND	238 034	40 325	26 063	ECUADOR	4 473	2 058	1 323
DENMARK	978 552	159 748	102 498	PERU	7 328	2 099	1 344
GREECE	350 798	62 808	40 127	BRAZIL	19 564	5 752	3 712
PORTUGAL	223 288	52 624	33 750	CHILE	102 306	25 284	16 329
SPAIN	2 123 027	352 255	225 511	BOLIVIA	6 307	729	472
CANARY IS	2 645	2 436	1 571	PARAGUAY	2 067	543	344
ICELAND	12 746	3 220	2 079	URUGUAY	1 455	615	394
NORWAY	197 075	46 201	29 689	ARGENTINA	29 736	7 844	5 068
SWEDEN	475 320	103 295	66 288	CYPRUS	30 794	7 845	5 032
FINLAND	159 765	43 153	27 663	LEBANON	73 770	8 957	5 714
SWITZERLAND	1 819 681	383 908	246 399	SYRIA	76 719	7 956	5 058
AUSTRIA	2 645 084	474 643	304 546	IRAN	49 717	24 369	15 532
ANDORRA	3 238	451	297	ISRAEL	294 234	52 704	33 787
MALTA	15 019	5 822	3 772	JORDAN	119 034	11 401	7 334
YUGOSLAVIA	77 757	21 860	13 373	SAUDI ARABIA	238 036	38 836	24 872
TURKEY	295 862	58 439	37 520	KUWAIT	25 627	4 816	3 036
ESTONIA	1 324	430	346	BAHRAIN	7 653	1 234	796
LATVIA	256	155	97	QATAR	6 754	1 091	709
LITHUANIA	2 832	610	392	ARAB EMIRAT	74 918	12 589	8 164
SOVIET UNION	257 910	67 196	41 314	OMAN	7 602	926	584
POLAND	416 019	135 899	87 651	YEMEN	31 915	5 094	3 295
CZECHOSLOVA	482 513	74 033	47 462	PAKISTAN	48 194	10 026	6 453
HUNGARY	228 023	58 821	37 721	INDIA	54 531	10 704	6 863
ROMANIA	56 071	11 706	7 446	BANGLADESH	18 605	1 038	658
BULGARIA	60 793	13 215	8 396	SRI LANKA	19 801	1 483	949
ALBANIA	360	240	150	NEPAL	4 242	284	175
UKRAINE	2 657	1 135	731	MYANMAR	29 497	2 155	1 379
BELARUS	918	427	278	THAILAND	152 273	23 354	15 041
RUSSIA	131 192	47 463	30 840	VIETNAM	3 363	4 047	2 751
KAZAKHSTAN	268	123	85	INDONESIA	43 344	12 350	7 759
YUGOSLAVIA	47 423	11 414	7 401	MALAYSIA	115 231	18 413	10 633
SLOVENIA	49 721	11 977	7 898	BRUNEI	4 018	504	322
CROATIA	29 388	7 917	5 242	SINGAPORE	229 669	28 268	18 217
BOS HERZEGOV	1 744	745	486	PHILIPPINES	22 186	4 114	2 639
MOROCCO	23 915	4 527	2 899	CHINA	1 189 976	91 027	58 350
ALGERIA	91 259	12 528	8 249	NORTH KOREA	181	128	85
TUNISIA	94 951	10 638	6 837	SOUTH KOREA	51 642	15 339	9 890
LIBYA	47 049	5 823	3 837	JAPAN	106 273	43 538	27 797
EGYPT	284 203	28 464	18 061	TAIWAN	73 763	18 271	11 752
SUDAN	19 354	2 757	1 756	HONG KONG	336 550	45 811	29 558
MAURITANIA	424	46	30	MACAO	70	48	31
MALI	442	350	225	AUSTRALIA	740 362	135 847	87 251
BURKINA FASO	1 794	218	143	PAPUA NEW G	3 475	1 065	690
NIGER	225	74	49	NEW ZEALAND	123 009	24 374	15 772
SENEGAL	11 963	1 358	870	NEW CALEDON	2 519	550	359
SIERRA LEONE	1 158	268	176	FIJI	2 879	262	170
LIBERIA	553	177	116	WEST SAMOA	2 149	442	277
CTE D IVOIRE	12 410	1 882	1 196	FR POLYNESIA	145	64	39
GHANA	27 558	2 386	1 525	UNID COUNTR	100	76	46
TOGO	1 438	284	179				
BENIN	404	75	50				
NIGERIA	141 532	14 863	9 565	642 PAPER,PAPERBOARD,CUT ETC			
CAMEROON	15 591	2 372	1 521	IMPORTS	9 926 087	2 940 132	1 884 563
CENT AFR REP	195	108	68	FRANCE	1 278 406	439 037	281 251
GABON	431	337	216	BELGIUM LUX	442 115	169 687	108 821
CONGO	330	100	65	NETHERLANDS	1 283 120	379 778	243 017
ZAIRE	2 168	1 771	1 144	ITALY	1 232 047	387 401	248 304
RWANDA	341	50	32	UNTD KINGDOM	298 077	122 096	78 081
BURUNDI	649	154	100	IRELAND	4 103	3 462	2 230
ANGOLA	1 670	346	216	DENMARK	423 987	121 392	77 904
ETHIOPIA	4 139	691	443	GREECE	2 500	1 873	1 189
KENYA	29 590	3 358	2 131	PORTUGAL	22 143	13 689	8 726
UGANDA	2 243	342	223	SPAIN	70 659	23 485	15 028
TANZANIA	5 892	1 332	839	ICELAND	218	200	123
SEYCHELLES	143	81	52	NORWAY	45 278	12 136	7 786
MOZAMBIQUE	1 079	254	159	SWEDEN	674 919	145 996	93 225
MADAGASCAR	1 409	141	90	FINLAND	668 983	96 694	62 052
REUNION	2 755	686	447	SWITZERLAND	408 988	137 010	87 894
MAURITIUS	1 928	627	409	AUSTRIA	1 858 317	501 665	321 878
ZAMBIA	901	130	85	YUGOSLAVIA	86 936	18 372	11 272
ZIMBABWE	6 021	2 414	1 523	TURKEY	6 362	2 582	1 680
MALAWI	1 460	424	274	SOVIET UNION	6	106	65
SOUTH AFRICA	267 562	67 399	43 366	POLAND	257 249	28 104	18 066
NAMIBIA	396	158	105	CZECHOSLOVA	55 687	13 051	8 396
USA	1 415 111	285 723	184 382	HUNGARY	35 006	5 987	3 861
CANADA	265 566	57 370	36 842	ROMANIA	594	106	68
MEXICO	32 673	12 358	7 932	BULGARIA	2 104	219	151
BERMUDA	924	176	114	UKRAINE	163	123	83
GUATEMALA	1 830	754	486	RUSSIA	4	59	39
HONDURAS	171	60	39	YUGOSLAVIA	10 223	2 206	1 376
EL SALVADOR	1 055	384	252	SLOVENIA	147 199	31 887	20 897
NICARAGUA	352	58	39	CROATIA	8 282	1 306	857
COSTA RICA	826	466	302	TUNISIA	7 304	6 012	3 818
PANAMA	2 935	891	568	EGYPT	33	136	91
CUBA	1 259	329	212	SOUTH AFRICA	64	48	33
HAITI	1 343	188	121	USA	138 209	87 779	56 414
DOMINIC REP	1 257	512	335	CANADA	27 921	21 965	14 215
GUADELOUPE	619	151	98	MEXICO	4 500	3 900	2 455
MARTINIQUE	927	213	139	EL SALVADOR	643	605	388
JAMAICA	1 647	615	396	PANAMA	216	66	41
BARBADOS	1 149	195	131	ECUADOR	260	77	51
TRINIDAD TOB	2 056	1 243	819	BRAZIL	270 812	36 152	23 137
ARUBA	205	55	30	IRAN	522	121	82
NETH ANTILL	2 145	524	340	ISRAEL	4 662	4 701	3 017
COLOMBIA	14 046	3 789	2 445	INDIA	347	552	361
VENEZUELA	20 905	6 155	3 946	SRI LANKA	52	50	31
SURINAME	1 108	166	103				



6 IMPORTS AND EXPORTS (SPECIAL TRADE) BY GROUPS OF THE SITC-REV. III AND BY COUNTRIES OF PRODUCTION AND CONSUMPTION 1992

GROUP COUNTRY	DT = 100 KG	1 000 DM	1 000 \$	GROUP COUNTRY	DT = 100 KG	1 000 DM	1 000 \$
NEPAL	75	258	173	HONDURAS	191	105	67
THAILAND	2 791	2 988	1 932	EL SALVADOR	33	96	60
INDONESIA	10 660	3 502	2 236	NICARAGUA	98	123	77
MALAYSIA	8 462	3 922	2 515	COSTA RICA	544	246	160
SINGAPORE	1 142	785	497	PANAMA	657	390	260
PHILIPPINES	3 242	5 021	3 243	CUBA	108	200	125
CHINA	65 238	41 115	26 615	DOMINIC REP	220	103	66
SOUTH KOREA	22 887	11 301	7 282	GUADELOUPE	2 188	594	377
JAPAN	17 884	33 739	21 559	MARTINIQUE	2 348	622	394
TAIWAN	9 028	10 771	6 946	JAMAICA	64	105	66
HONG KONG	4 357	4 338	2 777	BARBADOS	76	120	77
EXPORTS	13 821 276	5 612 368	3 602 043	TRINIDAD TOB	549	349	225
FRANCE	2 261 132	1 023 761	657 292	NETH ANTILL	434	292	186
BELGIUM LUX	1 276 794	486 558	312 114	COLOMBIA	539	556	357
NETHERLANDS	2 903 378	1 008 583	647 217	VENEZUELA	856	682	438
ITALY	759 854	302 646	194 281	SURINAME	313	147	99
UNITED KINGDOM	1 198 762	510 171	326 461	FRENCH GUIAN	163	90	58
IRELAND	108 652	48 321	31 103	ECUADOR	170	171	112
DENMARK	588 467	198 649	127 870	PERU	364	301	189
GREECE	200 909	96 238	62 132	BRAZIL	3 823	3 541	2 272
PORTUGAL	72 236	23 491	15 005	CHILE	21 954	6 898	4 441
SPAIN	391 882	151 045	96 697	BOLIVIA	178	197	118
CANARY IS	14 272	6 184	3 923	PARAGUAY	171	171	111
ICELAND	10 930	5 700	3 656	URUGUAY	448	420	273
NORWAY	65 016	30 284	19 461	ARGENTINA	3 692	2 403	1 552
SWEDEN	263 329	137 770	88 840	CYPRUS	25 405	7 678	4 905
FINLAND	151 159	80 287	51 860	LEBANON	2 555	924	583
SWITZERLAND	968 138	416 187	267 086	SYRIA	1 917	793	491
AUSTRIA	1 055 599	415 792	266 826	IRAN	17 263	9 319	6 023
ANDORRA	2 367	1 393	894	ISRAEL	51 395	24 580	15 774
GIBRALTAR	318	146	94	JORDAN	2 836	1 857	1 193
MALTA	11 138	4 320	2 769	SAUDI ARABIA	33 679	12 163	7 735
YUGOSLAVIA	40 103	16 534	10 149	KUWAIT	5 119	2 508	1 602
TURKEY	53 547	14 880	9 470	BAHRAIN	4 623	1 606	1 034
ESTONIA	389	141	91	QATAR	1 714	919	575
LATVIA	676	251	159	ARAB EMIRAT	11 346	4 780	3 052
LITHUANIA	410	161	107	OMAN	1 902	978	623
SOVIET UNION	19 479	4 655	2 848	YEMEN	3 203	2 018	1 280
POLAND	227 595	89 919	57 925	PAKISTAN	4 828	1 396	898
CZECHOSLOVAKIA	165 119	58 862	37 683	INDIA	7 573	3 580	2 319
HUNGARY	87 492	37 307	23 882	BANGLADESH	332	117	75
ROMANIA	17 991	5 218	3 392	SRI LANKA	3 018	2 287	1 467
BULGARIA	22 400	7 282	4 682	MYANMAR	64	95	59
ALBANIA	65	216	137	THAILAND	19 115	4 657	3 006
UKRAINE	1 134	513	333	VIETNAM	116	78	49
BELARUS	108	86	54	INDONESIA	2 791	1 346	863
RUSSIA	19 899	8 049	5 267	MALAYSIA	7 267	3 380	2 186
YUGOSLAVIA	26 596	8 893	5 762	SINGAPORE	13 935	6 904	4 468
SLOVENIA	23 141	9 253	6 077	PHILIPPINES	2 952	1 236	786
CROATIA	9 477	3 018	1 975	CHINA	7 742	5 349	3 523
BOS HERZEGOV	683	157	105	SOUTH KOREA	19 376	6 763	4 367
MOROCCO	14 611	4 034	2 579	JAPAN	17 093	13 585	8 742
ALGERIA	2 330	835	537	TAIWAN	94 393	73 292	47 038
TUNISIA	17 016	6 133	3 920	HONG KONG	65 212	25 288	16 279
LIBYA	43 489	14 602	9 208	AUSTRALIA	65 728	23 778	15 252
EGYPT	19 001	3 480	2 205	PAPUA NEW G	336	48	31
SUDAN	4 413	2 645	1 713	NEW ZEALAND	7 937	2 931	1 877
MALI	91	67	46	FIJI	138	55	36
BURKINA FASO	185	156	99	WEST SAMOA	686	150	100
SENEGAL	1 198	402	254	FR POLYNESIA	264	179	120
GAMBIA	1 303	289	184	651 TEXTILE YARN			
GUINEA	264	141	85	IMPORTS	4 706 562	3 878 040	2 480 462
SIERRA LEONE	62	73	50	FRANCE	312 187	335 014	214 491
LIBERIA	87	69	42	BELGIUM LUX	542 486	333 573	213 686
COTE D'IVOIRE	1 844	748	473	NETHERLANDS	540 921	439 820	281 763
GHANA	942	374	236	ITALY	788 638	843 943	538 368
TOGO	120	66	40	UNITED KINGDOM	283 199	290 943	186 197
NIGERIA	21 648	10 216	6 669	IRELAND	25 041	26 534	17 027
CAMEROON	2 524	1 121	709	DENMARK	57 575	64 801	41 555
CENT AFR REP	54	54	33	GREECE	132 108	101 955	64 930
GABON	218	803	496	PORTUGAL	40 038	50 036	31 968
CONGO	402	291	185	SPAIN	164 398	111 539	71 516
ZAIRE	654	399	259	ICELAND	62	169	108
RWANDA	201	141	88	NORWAY	7 197	2 779	1 779
BURUNDI	175	100	63	SWEDEN	20 413	11 664	7 419
ANGOLA	161	390	240	FINLAND	10 354	5 236	3 314
ETHIOPIA	796	347	222	SWITZERLAND	188 819	263 469	168 483
KENYA	842	495	318	AUSTRIA	216 358	196 653	125 817
UGANDA	109	74	47	MALTA	31	62	39
TANZANIA	697	446	283	YUGOSLAVIA	9 927	11 402	7 021
SEYCHELLES	53	44	30	TAIWAN	149 110	81 646	52 223
MOZAMBIQUE	72	72	46	LATVIA	342	195	121
MADAGASCAR	126	105	64	LITHUANIA	741	533	348
REUNION	7 257	4 770	3 063	SOVIET UNION	5 674	1 967	1 211
MAURITIUS	428	206	130	POLAND	30 749	12 547	8 014
ZAMBIA	91	50	31	CZECHOSLOVAKIA	205 454	74 827	47 773
ZIMBABWE	1 718	586	368	HUNGARY	28 380	21 265	13 588
MALAWI	232	126	80	ROMANIA	19 780	5 989	3 850
SOUTH AFRICA	16 145	7 813	5 015	BULGARIA	2 738	1 033	658
NAMIBIA	99	79	49	BELARUS	1 228	519	339
USA	80 463	59 920	38 416	RUSSIA	277	47	31
CANADA	6 888	6 475	4 109	YUGOSLAVIA	3 109	2 364	1 517
MEXICO	4 345	3 443	2 219	SLOVENIA	8 645	4 964	3 239
BERMUDA	415	93	59	CROATIA	3 070	4 975	3 296
GUATEMALA	1 375	607	396				



## 6 IMPORTS AND EXPORTS (SPECIAL TRADE) BY GROUPS OF THE SITC-REV. III AND BY COUNTRIES OF PRODUCTION AND CONSUMPTION 1992

GROUP COUNTRY	DT = 100 KG	1 000 DM	1 000 \$	GROUP COUNTRY	DT = 100 KG	1 000 DM	1 000 \$
MOROCCO	2 247	1 834	1 147	MAURITIUS	86	439	273
TUNISIA	60	172	105	ZAMBIA	103	227	146
EGYPT	102 130	67 336	42 931	ZIMBABWE	291	713	490
NIGERIA	2 235	978	634	MALAWI	345	169	107
KENYA	5 321	2 823	1 815	SOUTH AFRICA	31 213	27 707	17 795
TANZANIA	2 693	1 124	737	USA	185 477	176 437	113 100
MADAGASCAR	3 657	818	527	CANADA	21 017	29 163	18 717
MAURITIUS	255	142	86	MEXICO	3 465	3 697	2 381
ZAMBIA	2 983	1 523	964	GUATEMALA	1 080	1 306	855
ZIMBABWE	10 620	5 299	3 366	COSTA RICA	225	200	128
SOUTH AFRICA	8 950	5 323	3 400	PANAMA	91	71	48
USA	180 388	136 923	87 577	CUBA	60	97	59
CANADA	5 167	4 623	2 908	HAITI	30	168	105
MEXICO	15 123	5 325	3 412	BAHAMAS	23	55	35
EL SALVADOR	3 906	1 964	1 255	DOMINIC REP	163	101	68
COLOMBIA	2 464	1 336	842	GUADELOUPE	27	68	44
VENEZUELA	285	331	217	TRINIDAD TOB	81	167	107
PERU	26 907	27 443	17 549	COLOMBIA	202	473	305
BRAZIL	35 672	20 948	13 353	VENEZUELA	204	748	475
URUGUAY	48	182	110	ECUADOR	122	562	364
ARGENTINA	4 090	2 401	1 482	PERU	217	434	276
SYRIA	2 464	1 349	856	BRAZIL	1 908	3 599	2 303
ISRAEL	6 118	7 002	4 480	CHILE	8 113	6 412	4 121
JORDAN	2 449	1 151	748	BOLIVIA	115	196	120
SAUDI ARABIA	502	164	110	PARAGUAY	40	75	49
PAKISTAN	38 795	19 418	12 337	URUGUAY	233	412	257
INDIA	112 504	53 532	34 265	ARGENTINA	2 099	5 016	3 240
BANGLADESH	61 070	9 198	5 930	CYPRUS	540	1 479	945
SRI LANKA	5 254	2 496	1 630	LEBANON	2 540	1 828	1 157
THAILAND	30 952	16 625	10 736	SYRIA	23 007	9 506	6 082
VIETNAM	397	182	116	IRAN	17 475	12 717	8 070
INDONESIA	71 368	38 324	24 643	ISRAEL	79 242	59 523	38 097
MALAYSIA	10 427	8 035	5 182	JORDAN	18 823	5 902	3 788
SINGAPORE	3 232	4 761	3 056	SAUDI ARABIA	5 051	4 319	2 739
PHILIPPINES	407	220	138	KUWAIT	32	134	81
CHINA	26 079	22 346	14 370	BAHRAIN	5	135	89
SOUTH KOREA	48 794	33 550	21 366	ARAB EMIRAT	149	520	328
JAPAN	45 973	54 423	35 109	OMAN	226	133	86
TAIWAN	24 375	13 439	8 572	AFGHANISTAN	3 875	1 417	918
HONG KONG	315	698	452	PAKISTAN	23 422	10 829	6 924
NEW ZEALAND	173	212	135	INDIA	7 434	4 713	3 014
EXPORTS	5 503 645	5 196 658	3 320 644	SRI LANKA	6 642	9 642	6 184
FRANCE	936 337	791 791	505 343	MYANMAR	13	139	86
BELGIUM LUX	582 317	461 463	295 079	THAILAND	2 703	3 531	2 247
NETHERLANDS	524 487	425 961	272 123	VIETNAM	390	1 083	687
ITALY	642 297	779 539	497 020	INDONESIA	46 172	24 187	15 726
UNITD KINGDOM	593 374	487 516	312 169	MALAYSIA	1 872	3 601	2 308
IRELAND	46 894	43 463	27 869	SINGAPORE	3 478	6 603	4 230
DENMARK	178 710	147 983	94 789	PHILIPPINES	2 509	5 911	3 793
GREECE	86 339	94 478	60 526	CHINA	2 993	4 736	3 005
PORTUGAL	108 573	110 610	70 586	NORTH KOREA	54	202	130
SPAIN	183 232	163 308	104 211	SOUTH KOREA	8 298	8 998	5 784
CANARY IS	68	178	117	JAPAN	28 749	44 019	27 840
ICELAND	651	699	442	TAIWAN	20 460	18 320	11 789
FAEROE IS	75	83	57	HONG KONG	6 169	14 060	9 009
NORWAY	14 845	20 124	12 876	MACAO	324	1 284	801
SWEDEN	79 757	84 221	53 990	AUSTRALIA	11 788	17 082	10 943
FINLAND	44 812	47 924	30 683	NEW ZEALAND	653	1 534	984
SWITZERLAND	105 200	150 562	96 354	NEW CALEDON	29	101	64
AUSTRIA	271 951	339 481	217 014	FIJI	32	87	58
ANDORRA	32	81	49	FR POLYNESIA	18	58	38
MALTA	679	2 522	1 676	652 COTTON FABRICS, WOVEN			
YUGOSLAVIA	21 139	35 695	21 845	IMPORTS	1 019 727	1 652 190	1 056 435
TURKEY	106 018	73 302	46 823	FRANCE	86 776	204 931	131 023
ESTONIA	71	186	120	BELGIUM LUX	59 479	104 518	66 643
LATVIA	869	1 483	963	NETHERLANDS	56 378	118 752	75 675
LITHUANIA	658	1 484	963	ITALY	114 002	340 246	217 471
SOVIET UNION	54 261	43 403	26 615	UNITD KINGDOM	25 126	51 329	32 715
POLAND	34 127	56 412	36 089	IRELAND	2 466	2 818	1 808
CZECHOSLOVA	41 812	55 744	35 722	DENMARK	7 196	16 354	10 452
HUNGARY	35 547	46 283	29 639	GREECE	2 912	3 418	2 194
ROMANIA	4 800	11 829	7 637	PORTUGAL	5 752	15 474	10 023
BULGARIA	4 614	9 185	5 867	SPAIN	9 162	25 949	16 534
ALBANIA	34	245	156	NORWAY	1 702	4 612	2 954
UKRAINE	598	902	585	SWEDEN	3 249	8 613	5 468
BELARUS	320	523	344	FINLAND	1 417	4 242	2 682
MOLDOVA	26	99	64	SWITZERLAND	27 378	113 211	72 563
RUSSIA	53 151	39 058	25 405	AUSTRIA	47 093	137 357	87 957
TURKMENISTAN	2 787	1 660	1 087	YUGOSLAVIA	3 960	5 570	3 433
YUGOSLAVIA	7 567	16 458	10 520	TURKEY	49 219	48 221	30 717
SLOVENIA	11 433	23 211	15 153	ESTONIA	1 560	870	575
CROATIA	5 969	11 884	7 809	LATVIA	82	60	40
BOS HERZEGOV	222	527	357	LITHUANIA	367	283	189
MOROCCO	81 568	42 717	27 278	SOVIET UNION	4 759	2 487	1 537
ALGERIA	9 432	3 359	2 173	POLAND	10 301	19 572	12 591
TUNISIA	15 147	16 708	10 708	CZECHOSLOVA	45 225	50 965	32 678
LIBYA	2 248	2 012	1 255	HUNGARY	4 184	6 589	4 220
EGYPT	24 298	9 811	6 333	ROMANIA	773	790	504
CTE D IVOIRE	233	443	284	BULGARIA	4 621	2 702	1 727
GHANA	90	111	70	BELARUS	1 622	738	490
NIGERIA	81	499	328	RUSSIA	13 331	6 396	4 116
CAMEROON	174	192	124	UZBEKISTAN	762	316	213
ANGOLA	83	584	366	YUGOSLAVIA	475	704	455
KENYA	378	295	191	SLOVENIA	2 866	4 232	2 750
MADAGASCAR	792	634	425				



## 6 IMPORTS AND EXPORTS (SPECIAL TRADE) BY GROUPS OF THE SITC-REV. III AND BY COUNTRIES OF PRODUCTION AND CONSUMPTION 1992

GROUP COUNTRY	DT = 100 KG	1 000 DM	1 000 \$	GROUP COUNTRY	DT = 100 KG	1 000 DM	1 000 \$
CROATIA	1 251	1 445	948	CAMEROON	159	416	251
MOROCCO	173	533	339	GABON	178	646	416
TUNISIA	2 369	2 512	1 640	CONGO	38	134	89
EGYPT	24 930	15 669	10 025	ETHIOPIA	137	225	147
MOZAMBIQUE	1 271	719	460	TANZANIA	55	72	45
MADAGASCAR	10 255	6 373	4 048	REUNION	57	125	79
MAURITIUS	74	97	58	MAURITIUS	908	2 566	1 639
ZAMBIA	102	55	37	ZAMBIA	585	1 398	959
SOUTH AFRICA	1 669	2 377	1 510	ZIMBABWE	439	363	245
BOTSWANA	2 463	1 266	822	SOUTH AFRICA	612	2 170	1 388
SWAZILAND	95	84	57	NAMIBIA	13	58	35
USA	9 226	23 968	15 365	USA	18 782	49 496	31 814
MEXICO	1 516	1 007	635	CANADA	1 298	4 805	3 034
CUBA	92	58	37	MEXICO	157	485	310
COLOMBIA	2 684	2 500	1 610	PANAMA	61	108	69
ECUADOR	2 964	1 809	1 162	GUADELOUPE	28	74	48
PERU	1 163	1 065	684	ST LUCIA	273	143	98
BRAZIL	21 896	14 948	9 552	ST VINCENT	8	60	39
PARAGUAY	366	183	115	COLOMBIA	111	354	220
ARGENTINA	838	622	388	VENEZUELA	339	1 476	931
CYPRUS	104	56	38	FRENCH GUIAN	201	108	68
SYRIA	68	68	46	BRAZIL	202	432	278
IRAN	465	253	157	CHILE	82	384	243
ISRAEL	165	252	155	PARAGUAY	8	49	31
ARAB EMIRAT	384	286	177	URUGUAY	177	442	283
PAKISTAN	58 806	34 212	22 003	ARGENTINA	62	253	158
INDIA	82 932	56 828	36 344	CYPRUS	3 086	6 506	4 176
THAILAND	49 927	47 027	30 289	LEBANON	2 596	4 112	2 638
VIETNAM	116	47	30	SYRIA	799	1 523	961
INDONESIA	31 689	27 676	17 818	IRAN	635	1 269	801
MALAYSIA	12 803	9 423	6 051	ISRAEL	6 135	11 302	7 234
PHILIPPINES	118	74	50	JORDAN	1 339	884	563
CHINA	57 702	38 515	24 508	SAUDI ARABIA	1 393	2 969	1 870
SOUTH KOREA	20 060	26 609	16 989	KUWAIT	210	859	550
JAPAN	2 568	6 556	4 190	BAHRAIN	25	96	62
TAIWAN	18 916	21 212	13 490	QATAR	49	139	86
HONG KONG	3 218	3 321	2 109	ARAB EMIRAT	764	2 303	1 469
EXPORTS	1 294 501	2 429 946	1 554 791	OMAN	72	108	71
FRANCE	182 830	226 391	144 480	PAKISTAN	127	132	85
BELGIUM LUX	85 828	113 147	72 339	INDIA	505	955	604
NETHERLANDS	153 586	207 957	132 816	SRI LANKA	519	1 636	1 052
ITALY	163 692	201 554	128 632	THAILAND	1 285	4 321	2 718
UNITD KINGDOM	102 487	183 291	118 046	LADS	15	81	54
IRELAND	2 813	5 592	3 597	VIETNAM	167	593	383
DENMARK	19 040	35 423	22 582	INDONESIA	355	782	493
GREECE	30 061	62 202	39 922	MALAYSIA	305	1 084	686
PORTUGAL	45 869	94 262	60 120	SINGAPORE	1 381	4 622	2 981
SPAIN	13 050	32 203	20 497	PHILIPPINES	454	1 602	1 022
CANARY IS	166	1 177	754	MONGOLIA	623	403	249
ICELAND	253	670	420	CHINA	534	1 997	1 263
NORWAY	4 744	8 824	5 677	NORTH KOREA	442	1 778	1 143
SWEDEN	7 473	17 552	11 145	SOUTH KOREA	853	4 759	3 011
FINLAND	5 498	10 810	6 859	JAPAN	3 846	23 951	15 184
SWITZERLAND	28 542	73 679	46 975	TAIWAN	2 732	13 684	9 036
AUSTRIA	55 370	158 296	101 326	HONG KONG	7 072	25 869	16 586
MALTA	6 726	12 631	8 054	AUSTRALIA	1 272	4 849	3 089
YUGOSLAVIA	15 118	50 145	30 877	NEW ZEALAND	375	1 525	971
TURKEY	11 779	29 256	18 811	UNITD COUNTR	14	51	31
ESTONIA	128	202	133	653 FABRICS, MAN-MADE FIBRES			
LATVIA	1 027	1 067	698	IMPORTS	1 278 360	2 896 232	1 852 526
LITHUANIA	369	777	503	FRANCE	156 634	440 899	281 191
SOVIET UNION	6 302	5 770	3 518	BELGIUM LUX	154 593	318 687	203 330
POLAND	85 976	197 453	126 940	NETHERLANDS	72 051	146 539	93 907
CZECHOSLOVA	34 006	65 226	41 846	ITALY	208 104	796 162	508 798
HUNGARY	28 617	63 718	40 808	UNITD KINGDOM	91 566	96 988	62 163
ROMANIA	11 849	36 990	23 798	IRELAND	1 038	1 375	884
BULGARIA	3 277	11 391	7 311	DENMARK	2 276	9 062	5 749
ALBANIA	58	328	218	GREECE	7 051	3 841	2 454
UKRAINE	292	753	490	PORTUGAL	20 957	65 003	41 803
BELARUS	612	601	400	SPAIN	23 751	54 378	34 742
RUSSIA	2 286	4 102	2 633	NORWAY	383	531	338
AZERBAIJAN	159	80	51	SWEDEN	2 569	12 417	7 922
TURKMENISTAN	199	88	57	FINLAND	787	3 427	2 175
YUGOSLAVIA	11 721	38 595	25 235	SWITZERLAND	17 733	96 715	61 782
SLOVENIA	9 755	34 600	22 605	AUSTRIA	48 723	136 671	87 361
CROATIA	6 772	21 782	14 307	MALTA	48	108	71
BOS HERZEGOV	1 468	1 502	986	YUGOSLAVIA	2 511	3 949	2 440
MOROCCO	17 484	32 563	20 790	TURKEY	11 126	28 411	18 284
ALGERIA	24	99	61	LATVIA	165	140	89
TUNISIA	54 959	131 007	83 875	SOVIET UNION	2 927	2 738	1 670
EGYPT	543	922	589	POLAND	2 049	3 787	2 436
MAURITANIA	1 377	2 845	1 811	CZECHOSLOVA	24 677	38 647	24 863
MALI	2 448	11 811	7 358	HUNGARY	16 606	22 964	14 656
BURKINA FASO	561	772	510	ROMANIA	107	131	81
NIGER	2 440	7 585	4 823	BULGARIA	2 124	2 013	1 329
SENEGAL	1 590	8 350	5 237	UKRAINE	214	143	90
GAMBIA	1 476	5 477	3 421	BELARUS	1 904	1 618	1 065
GUIN BISSAU	51	171	420	RUSSIA	772	617	404
GUINEA	554	667	32	YUGOSLAVIA	1 091	1 632	1 061
LIBERIA	24	48	70	SLOVENIA	2 210	3 942	2 554
CTE D IVOIRE	767	1 485	923	CROATIA	662	1 125	748
GHANA	25	105	70	MOROCCO	105	304	201
TOGO	715	2 662	1 696	TUNISIA	62	167	106
BENIN	1 837	6 425	4 043	SOUTH AFRICA	117	468	303
NIGERIA	2 745	12 820	8 221				



## 6 IMPORTS AND EXPORTS (SPECIAL TRADE) BY GROUPS OF THE SITC-REV. III AND BY COUNTRIES OF PRODUCTION AND CONSUMPTION 1992

GROUP COUNTRY	DT = 100 KG	1 000 DM	1 000 \$	GROUP COUNTRY	DT = 100 KG	1 000 DM	1 000 \$
USA	11 005	38 890	24 807	CANADA	5 613	21 821	13 890
CANADA	1 004	2 407	1 531	MEXICO	2 417	8 944	5 794
MEXICO	62	152	101	GUATEMALA	42	52	35
COLOMBIA	142	186	125	EL SALVADOR	27	87	57
VENEZUELA	49	92	62	GUADELOUPE	65	178	108
PERU	198	270	173	MARTINIQUE	47	95	61
BRAZIL	6 751	2 842	1 813	JAMAICA	30	48	30
ISRAEL	182	363	231	ST VINCENT	6	70	42
ARAB EMIRAT	42	143	96	BARBADOS	133	368	234
PAKISTAN	42 283	21 571	13 825	COLOMBIA	746	2 245	1 459
INDIA	8 863	5 914	3 783	VENEZUELA	126	799	506
SRI LANKA	72	141	92	ECUADOR	19	53	35
THAILAND	31 674	24 470	15 845	PERU	33	205	133
INDONESIA	92 327	91 917	59 137	BRAZIL	420	1 391	879
MALAYSIA	15 114	14 639	9 433	CHILE	1 090	2 590	1 684
SINGAPORE	86	98	61	URUGUAY	58	281	175
CHINA	37 822	30 086	19 278	ARGENTINA	361	985	632
SOUTH KOREA	57 908	118 011	75 773	CYPRUS	1 994	5 675	3 622
JAPAN	35 434	184 746	118 526	LEBANON	3 386	8 801	4 309
TAIWAN	59 390	62 906	40 302	SYRIA	2 149	6 634	4 199
HONG KONG	250	524	316	IRAN	9 396	8 209	5 224
AUSTRALIA	115	109	70	ISRAEL	13 007	31 924	20 293
EXPORTS	1 784 106	5 040 204	3 227 376	JORDAN	1 480	1 361	863
FRANCE	169 909	365 670	233 834	SAUDI ARABIA	2 357	6 136	3 953
BELGIUM LUX	84 456	153 467	97 975	KUWAIT	1 047	4 577	2 919
NETHERLANDS	185 782	422 094	270 476	BAHRAIN	69	376	240
ITALY	147 926	315 782	201 570	QATAR	44	281	176
UNITD KINGDOM	161 498	371 089	238 169	ARAB EMIRAT	1 583	4 945	3 170
IRELAND	3 068	13 784	8 823	OMAN	12	84	55
DENMARK	31 573	81 711	52 306	PAKISTAN	37	146	93
GREECE	71 869	251 608	161 336	INDIA	1 054	1 629	1 040
PORTUGAL	56 925	225 416	143 961	SRI LANKA	5 218	18 118	11 744
SPAIN	37 891	113 576	72 579	THAILAND	1 453	6 483	4 125
CANARY IS	44	176	114	VIETNAM	345	1 499	939
ICELAND	305	1 209	757	INDONESIA	1 650	7 908	5 006
NORWAY	5 045	15 260	9 734	MALAYSIA	1 452	3 499	2 237
SWEDEN	11 989	43 845	27 964	SINGAPORE	6 531	19 441	12 577
FINLAND	10 730	36 222	23 080	PHILIPPINES	1 337	5 301	3 391
SWITZERLAND	50 675	139 337	89 050	CHINA	2 796	8 871	5 630
AUSTRIA	60 508	181 861	116 344	NORTH KOREA	235	715	457
GIBRALTAR	7	53	33	SOUTH KOREA	2 921	12 819	8 268
VATICAN CITY	34	86	60	JAPAN	3 491	22 223	14 286
MALTA	5 327	20 770	13 298	TAIWAN	3 689	17 128	10 951
YUGOSLAVIA	31 332	126 920	78 062	HONG KONG	10 488	44 210	28 437
TURKEY	34 730	124 009	79 698	AUSTRALIA	3 223	14 700	9 358
ESTONIA	393	1 314	847	NEW ZEALAND	1 909	7 362	4 722
LATVIA	716	2 430	1 616	FIJI	127	220	138
LITHUANIA	2 441	6 994	4 589	UNID COUNTR	50	149	90
SOVIET UNION	13 705	37 117	22 880	654 OTH.TEXTILE FABRIC,WOVEN			
POLAND	120 834	406 061	261 575	IMPORTS	571 293	1 970 431	1 256 535
CZECHOSLOVA	35 466	109 485	69 965	FRANCE	65 139	141 425	90 199
HUNGARY	38 426	139 692	89 499	BELGIUM LUX	30 551	49 112	31 278
ROMANIA	42 500	145 744	93 682	NETHERLANDS	54 507	124 736	80 133
BULGARIA	20 865	54 965	35 384	ITALY	224 688	1 162 588	739 303
ALBANIA	1 254	5 213	3 325	UNITD KINGDOM	17 967	69 821	44 583
UKRAINE	3 129	10 229	6 694	IRELAND	1 853	10 121	6 457
BELARUS	824	1 700	1 117	DENMARK	2 111	10 901	6 993
RUSSIA	12 217	34 338	22 120	GREECE	75	289	191
YUGOSLAVIA	22 036	67 928	43 766	PORTUGAL	917	3 963	2 522
SLOVENIA	20 043	88 051	57 540	SPAIN	9 049	14 245	9 099
CROATIA	19 697	83 700	54 708	NORWAY	34	119	75
BOS HERZEGOV	1 677	6 163	4 150	SWEDEN	8 665	11 869	7 464
MOROCCO	52 783	163 344	104 673	FINLAND	328	156	98
ALGERIA	21	80	50	SWITZERLAND	16 168	67 551	43 022
TUNISIA	56 707	164 343	105 166	AUSTRIA	23 301	61 578	39 405
LIBYA	93	62	41	YUGOSLAVIA	853	1 164	713
EGYPT	978	2 710	1 750	TURKEY	2 719	11 086	7 155
MAURITANIA	251	143	91	LATVIA	310	186	124
MALI	76	153	92	SOVIET UNION	514	449	277
BURKINA FASO	737	412	266	POLAND	4 145	8 283	5 321
NIGER	585	298	187	CZECHOSLOVA	39 725	24 564	15 869
SENEGAL	312	273	172	HUNGARY	2 376	1 719	1 116
GAMBIA	862	583	368	ROMANIA	53	103	67
GUINEA	365	177	115	BULGARIA	448	909	594
LIBERIA	55	59	38	BELARUS	330	104	69
CTE D IVOIRE	1 445	1 457	913	RUSSIA	442	337	215
GHANA	772	818	507	YUGOSLAVIA	199	219	139
TOGO	148	185	114	SLOVENIA	939	2 483	1 617
BENIN	426	319	204	CROATIA	16	66	42
NIGERIA	2 069	1 216	800	MOROCCO	22	199	138
CAMEROON	121	193	121	TUNISIA	28	72	48
GABON	55	66	44	SOUTH AFRICA	115	133	86
CONGO	53	56	35	USA	11 283	14 526	9 270
ZAIRE	132	106	71	CANADA	4 233	5 328	3 423
ANGOLA	345	693	499	PERU	61	429	271
KENYA	537	662	418	CHILE	225	148	100
REUNION	58	220	142	URUGUAY	2 473	10 874	7 046
MAURITIUS	904	3 082	1 969	ISRAEL	26	70	45
COMOROS	39	47	32	INDIA	18 253	30 621	19 685
ZAMBIA	301	1 461	954	BANGLADESH	6 708	1 150	750
ZIMBABWE	888	1 320	834	THAILAND	954	1 177	748
MALAWI	58	76	50	CHINA	9 987	90 730	58 210
SOUTH AFRICA	5 521	20 629	13 152	SOUTH KOREA	460	9 157	5 885
BOTSWANA	17	117	78	JAPAN	731	3 626	2 325
USA	42 555	159 589	102 241				



## 6 IMPORTS AND EXPORTS (SPECIAL TRADE) BY GROUPS OF THE SITC-REV. III AND BY COUNTRIES OF PRODUCTION AND CONSUMPTION 1992

GROUP COUNTRY	DT = 100 KG	1 000 DM	1 000 \$	GROUP COUNTRY	DT = 100 KG	1 000 DM	1 000 \$
TAIWAN	5 409	3 621	2 320	FRANCE	18 098	52 695	33 625
HONG KONG	1 451	18 401	11 908	BELGIUM LUX	11 625	23 740	15 127
AUSTRALIA	169	62	41	NETHERLANDS	32 280	62 457	39 901
EXPORTS	461 503	1 617 633	1 038 949	ITALY	126 366	328 736	210 028
FRANCE	19 021	44 805	28 746	UNITD KINGDOM	18 173	45 866	29 237
BELGIUM LUX	11 074	34 122	21 739	IRELAND	110	157	100
NETHERLANDS	54 519	104 071	66 728	DENMARK	1 757	7 411	4 740
ITALY	34 576	154 998	99 485	GREECE	4 518	6 844	4 335
UNITD KINGDOM	13 789	49 050	31 503	PORTUGAL	880	2 581	1 665
IRELAND	3 395	6 151	3 969	SPAIN	4 275	14 459	9 178
DENMARK	5 092	8 520	5 444	SWEDEN	1 318	2 558	1 632
GREECE	13 554	66 133	42 581	FINLAND	1 651	2 021	1 286
PORTUGAL	12 438	69 630	44 603	SWITZERLAND	12 455	47 996	30 687
SPAIN	6 174	15 386	9 902	AUSTRIA	67 562	189 783	121 375
CANARY IS	13	92	57	MALTA	345	380	241
ICELAND	154	249	161	YUGOSLAVIA	1 014	1 387	855
NORWAY	1 075	2 402	1 543	TURKEY	4 831	8 738	5 531
SWEDEN	9 882	12 585	8 042	SOVIET UNION	732	610	376
FINLAND	1 284	4 411	2 818	POLAND	5 646	9 623	6 218
SWITZERLAND	24 071	73 187	46 800	CZECHOSLOVA	8 846	7 525	4 767
AUSTRIA	37 558	68 097	43 703	HUNGARY	1 681	3 786	2 411
MALTA	2 241	13 667	8 805	RUSSIA	807	898	580
YUGOSLAVIA	13 898	75 703	46 334	YUGOSLAVIA	558	1 005	658
TURKEY	15 499	76 151	49 290	SLOVENIA	937	1 206	783
ESTONIA	246	743	500	MOROCCO	13	61	37
LATVIA	148	404	274	ZAMBIA	150	83	57
LITHUANIA	280	1 023	681	SOUTH AFRICA	39	84	59
SOVIET UNION	3 185	9 969	6 094	USA	3 055	12 637	8 119
POLAND	37 682	161 595	104 405	CANADA	25	72	49
CZECHOSLOVA	12 051	47 627	30 597	MEXICO	218	626	407
HUNGARY	11 939	65 777	42 226	COLOMBIA	37	65	43
ROMANIA	15 339	56 548	36 543	BRAZIL	42	218	146
BULGARIA	1 620	6 252	4 058	IRAN	747	1 750	1 109
ALBANIA	156	369	237	ISRAEL	199	368	240
UKRAINE	1 719	5 936	3 865	PAKISTAN	2 196	1 494	949
BELARUS	61	266	177	INDIA	109	142	91
RUSSIA	3 932	10 300	6 788	INDONESIA	152	168	108
YUGOSLAVIA	8 346	39 350	25 241	CHINA	249	959	613
SLOVENIA	12 902	72 473	47 547	SOUTH KOREA	4 785	8 908	5 765
CROATIA	11 579	60 889	39 939	JAPAN	1 653	5 174	3 350
BOS HERZEGOV	906	4 007	2 697	TAIWAN	6 558	9 007	5 841
MOROCCO	5 613	22 851	14 811	HONG KONG	345	629	396
TUNISIA	6 411	23 751	15 432	EXPORTS	562 074	1 453 067	930 763
LIBYA	21	50	30	FRANCE	87 087	210 832	134 729
EGYPT	94	397	251	BELGIUM LUX	40 054	79 051	50 547
CTE D IVOIRE	28	295	188	NETHERLANDS	55 690	122 787	78 684
NIGERIA	167	281	182	ITALY	32 285	81 276	51 748
ANGOLA	115	75	51	UNITD KINGDOM	26 036	75 365	48 204
MADAGASCAR	7	67	46	IRELAND	5 878	21 376	13 787
MAURITIUS	1 090	10 750	6 882	DENMARK	8 377	19 973	12 779
ZAMBIA	42	89	59	GREECE	23 252	57 520	36 957
ZIMBABWE	108	120	78	PORTUGAL	13 407	44 120	28 195
SOUTH AFRICA	1 011	1 750	1 122	SPAIN	6 265	19 823	12 660
USA	9 051	35 329	22 683	CANARY IS	31	81	51
CANADA	4 010	9 737	6 229	ICELAND	130	253	161
MEXICO	67	389	244	NORWAY	1 367	2 976	1 887
COLOMBIA	12	128	79	SWEDEN	4 264	10 570	6 758
VENEZUELA	13	124	74	FINLAND	3 251	5 882	3 739
BRAZIL	204	283	175	SWITZERLAND	21 504	62 345	39 871
CHILE	224	453	294	AUSTRIA	51 965	142 994	91 495
ARGENTINA	39	91	58	MALTA	887	2 213	1 414
CYPRUS	224	840	541	YUGOSLAVIA	13 571	37 704	23 150
LEBANON	289	976	621	TURKEY	8 425	17 584	11 305
SYRIA	203	583	375	ESTONIA	94	203	131
IRAN	689	895	562	LATVIA	160	389	249
ISRAEL	1 516	2 515	1 611	LITHUANIA	207	484	312
JORDAN	76	92	58	SOVIET UNION	1 149	2 130	1 299
SAUDI ARABIA	162	744	471	POLAND	32 641	87 959	56 559
KUWAIT	100	590	371	CZECHOSLOVA	11 847	41 490	26 780
QATAR	12	84	58	HUNGARY	16 479	48 838	31 409
ARAB EMIRAT	366	842	534	ROMANIA	3 425	10 259	6 603
OMAN	58	81	49	BULGARIA	2 738	7 533	4 849
INDIA	306	384	246	UKRAINE	293	833	541
SRI LANKA	832	3 547	2 185	BELARUS	32	88	55
NEPAL	19	195	131	MOLDOVA	133	238	154
THAILAND	165	839	526	RUSSIA	4 150	5 814	3 731
VIETNAM	95	335	207	KAZAKHSTAN	83	170	115
INDONESIA	871	2 273	1 397	YUGOSLAVIA	2 600	8 493	5 402
MALAYSIA	69	297	194	SLOVENIA	12 358	41 652	27 185
SINGAPORE	184	1 077	688	CROATIA	6 557	15 621	10 257
PHILIPPINES	252	642	401	BOS HERZEGOV	334	1 114	756
CHINA	5 456	6 538	4 078	MOROCCO	21 813	50 792	32 895
NORTH KOREA	45	215	135	TUNISIA	13 687	33 677	21 755
SOUTH KOREA	9 923	15 158	9 701	EGYPT	101	214	139
JAPAN	3 350	21 673	13 807	MALI	283	132	81
TAIWAN	1 476	4 433	2 889	BURKINA FASO	100	125	81
HONG KONG	3 911	16 260	10 467	NIGER	74	149	90
AUSTRALIA	433	3 033	1 944	SENEGAL	224	112	74
NEW ZEALAND	362	1 660	1 060	CTE D IVOIRE	209	126	78
UNITD COUNTR	122	343	210	TOGO	366	228	145
655 KNIT.CROCHET.FABRIC NES				BENIN	84	182	118
IMPORTS	347 114	865 125	552 848	NIGERIA	337	327	214
				CAMEROON	34	82	52
				CONGO	99	125	78
				KENYA	263	344	223



## 6 IMPORTS AND EXPORTS (SPECIAL TRADE) BY GROUPS OF THE SITC-REV. III AND BY COUNTRIES OF PRODUCTION AND CONSUMPTION 1992

GROUP COUNTRY	DT = 100 KG	1 000 DM	1 000 \$	GROUP COUNTRY	DT = 100 KG	1 000 DM	1 000 \$
MADAGASCAR	44	80	50	ITALY	11 417	52 908	33 796
MAURITIUS	1 261	4 497	2 863	UNITED KINGDOM	4 180	23 901	15 332
ZAMBIA	85	145	93	IRELAND	568	2 848	1 832
ZIMBABWE	18	72	44	DENMARK	2 618	11 159	7 162
MALAWI	110	114	71	GREECE	2 599	13 770	8 870
SOUTH AFRICA	538	2 557	1 617	PORTUGAL	2 914	17 724	11 304
USA	3 821	10 050	6 441	SPAIN	3 002	10 727	6 820
CANADA	468	1 715	1 091	CANARY IS	12	60	39
MEXICO	235	855	542	ICELAND	85	416	260
COLOMBIA	69	343	226	NORWAY	795	4 111	2 642
VENEZUELA	114	517	321	SWEDEN	2 073	8 158	5 239
BRAZIL	65	160	98	FINLAND	863	2 582	1 653
CHILE	304	394	254	SWITZERLAND	6 236	23 882	15 314
ARGENTINA	124	484	311	AUSTRIA	19 288	66 853	42 846
CYPRUS	316	915	577	MALTA	313	1 155	745
LEBANON	926	763	483	YUGOSLAVIA	1 671	9 139	5 618
SYRIA	920	430	275	TURKEY	1 942	10 112	6 507
IRAN	760	1 228	780	ESTONIA	8	66	44
ISRAEL	2 810	6 706	4 302	LATVIA	24	156	97
JORDAN	61	86	52	LITHUANIA	41	221	142
SAUDI ARABIA	246	539	338	SOVIET UNION	199	572	347
KUWAIT	97	310	197	POLAND	4 132	19 362	12 485
BAHRAIN	19	59	34	CZECHOSLOVAKIA	2 425	12 858	8 247
QATAR	21	57	36	HUNGARY	3 202	17 157	11 025
ARAB EMIRAT	686	2 401	1 550	ROMANIA	1 669	6 787	4 361
AFGHANISTAN	11	50	32	BULGARIA	402	1 910	1 222
PAKISTAN	203	381	243	ALBANIA	15	198	122
INDIA	99	199	122	UKRAINE	59	353	225
SRI LANKA	1 022	3 251	2 108	BELARUS	75	202	126
THAILAND	759	3 685	2 359	MOLDOVA	2	119	80
VIETNAM	185	226	149	RUSSIA	260	918	600
INDONESIA	93	388	248	YUGOSLAVIA	686	4 475	2 883
MALAYSIA	527	1 878	1 204	SLOVENIA	1 383	8 280	5 403
SINGAPORE	432	1 536	982	CROATIA	543	3 811	2 494
PHILIPPINES	523	2 543	1 630	BOS HERZEGOV	26	302	199
MONGOLIA	32	103	69	MOROCCO	1 102	4 436	2 836
CHINA	621	2 253	1 450	ALGERIA	9	598	388
SOUTH KOREA	226	872	562	TUNISIA	2 259	12 017	7 696
JAPAN	1 124	5 429	3 473	EGYPT	27	171	104
TAIWAN	445	2 731	1 753	NIGERIA	19	76	50
HONG KONG	2 670	12 153	7 814	ANGOLA	17	79	48
MACAO	89	422	271	UGANDA	8	54	33
AUSTRALIA	1 284	2 768	1 787	MAURITIUS	394	1 944	860
NEW ZEALAND	572	1 286	822	ZAMBIA	32	142	91
UNITED COUNTRY	27	115	71	MALAWI	55	100	64
656 TULLE, LACE, EMBROIDRY, ETC				SOUTH AFRICA	252	1 561	995
IMPORTS	111 685	430 391	275 211	USA	2 597	11 931	7 648
FRANCE	16 431	90 301	57 514	CANADA	367	1 284	834
BELGIUM LUX	11 881	17 409	11 164	MEXICO	577	1 982	1 290
NETHERLANDS	17 707	24 948	15 952	COLOMBIA	29	188	118
ITALY	11 644	25 635	16 403	VENEZUELA	15	67	42
UNITED KINGDOM	5 245	17 228	11 053	BRAZIL	117	2 031	1 298
IRELAND	571	2 458	1 572	CHILE	67	440	284
DENMARK	138	946	598	ARGENTINA	92	686	429
GREECE	179	4 295	2 752	CYPRUS	39	225	146
PORTUGAL	11 216	12 020	7 686	LEBANON	104	774	501
SPAIN	1 407	3 786	2 416	SYRIA	60	333	212
SWEDEN	284	880	566	IRAN	84	174	115
FINLAND	7 419	562	363	ISRAEL	1 286	6 749	4 393
SWITZERLAND	7 182	74 252	47 438	JORDAN	12	66	40
AUSTRIA	12 498	102 872	65 816	SAUDI ARABIA	149	477	304
YUGOSLAVIA	23	81	50	ARAB EMIRAT	55	359	234
TURKEY	1 272	3 579	2 310	PAKISTAN	38	106	66
POLAND	201	534	340	INDIA	41	773	490
CZECHOSLOVAKIA	1 043	2 735	1 754	SRI LANKA	186	1 092	695
HUNGARY	87	508	328	THAILAND	109	751	477
SLOVENIA	209	387	249	VIETNAM	23	261	169
CROATIA	20	71	48	INDONESIA	30	217	135
MOROCCO	165	279	182	MALAYSIA	310	1 567	1 013
TUNISIA	8	59	36	SINGAPORE	267	765	490
EGYPT	24	63	41	PHILIPPINES	122	1 546	982
SOUTH AFRICA	1	54	34	CHINA	133	923	587
USA	2 050	10 739	6 908	NORTH KOREA	12	53	36
CANADA	48	344	220	SOUTH KOREA	51	383	243
COLOMBIA	10	94	62	JAPAN	450	4 939	3 158
BRAZIL	112	656	422	TAIWAN	116	759	484
ISRAEL	17	91	59	HONG KONG	685	4 078	2 603
PAKISTAN	1 743	1 883	1 207	AUSTRALIA	782	2 916	1 892
INDIA	334	3 675	2 362	NEW ZEALAND	56	287	182
THAILAND	825	1 110	708	657 SPECIAL YARN, TEXTILE FABRIC			
INDONESIA	45	115	73	IMPORTS	1 880 233	2 019 956	1 293 114
MALAYSIA	28	62	39	FRANCE	256 232	233 488	149 171
PHILIPPINES	95	1 257	825	BELGIUM LUX	245 481	280 152	179 155
CHINA	775	5 372	3 456	NETHERLANDS	234 389	270 620	173 149
SOUTH KOREA	653	2 339	1 487	ITALY	222 151	261 268	167 312
JAPAN	2 930	6 408	4 114	UNITED KINGDOM	109 036	155 104	99 607
TAIWAN	2 021	8 663	5 562	IRELAND	2 604	13 828	8 867
HONG KONG	99	1 358	866	DENMARK	42 512	35 111	22 503
EXPORTS	117 107	511 579	327 727	GREECE	2 237	1 751	1 112
FRANCE	10 968	43 925	28 068	PORTUGAL	84 582	26 071	16 623
BELGIUM LUX	8 353	24 426	15 620	SPAIN	34 841	36 973	23 718
NETHERLANDS	8 728	35 716	22 894	ICELAND	364	283	179
				NORWAY	970	3 561	2 304
				SWEDEN	91 379	78 293	50 232



## 6 IMPORTS AND EXPORTS (SPECIAL TRADE) BY GROUPS OF THE SITC-REV. III AND BY COUNTRIES OF PRODUCTION AND CONSUMPTION 1992

GROUP COUNTRY	DT = 100 KG	1 000 DM	1 000 \$	GROUP COUNTRY	DT = 100 KG	1 000 DM	1 000 \$
FINLAND	24 815	22 708	14 574	SENEGAL	311	146	95
SWITZERLAND	41 638	114 242	73 189	GUINEA	817	512	323
AUSTRIA	75 693	72 158	46 323	CTE D IVOIRE	450	418	270
MALTA	66	256	158	GHANA	1 506	943	604
YUGOSLAVIA	11 425	4 873	2 989	NIGERIA	1 788	1 114	717
TURKEY	5 124	3 406	2 230	CAMEROON	175	262	159
LATVIA	403	56	37	CENT AFR REP	52	94	58
LITHUANIA	504	162	103	CONGO	35	81	50
SOVIET UNION	819	392	241	ZAIRE	105	104	64
POLAND	25 650	10 008	6 335	RWANDA	245	147	93
CZECHOSLOVA	60 185	23 024	14 644	ANGOLA	144	392	248
HUNGARY	21 818	8 584	5 520	ETHIOPIA	206	189	121
ROMANIA	128	471	304	DJIBOUTI	367	153	101
BULGARIA	909	322	205	KENYA	261	824	527
UKRAINE	2 111	244	161	TANZANIA	249	299	189
RUSSIA	153	55	34	MOZAMBIQUE	117	88	54
YUGOSLAVIA	993	690	438	MADAGASCAR	169	93	61
SLOVENIA	18 442	7 313	4 812	MAURITIUS	405	732	471
CROATIA	2 100	1 334	876	ZAMBIA	37	167	104
MOROCCO	2 079	377	239	ZIMBABWE	167	970	626
TUNISIA	273	692	440	SOUTH AFRICA	10 606	27 027	17 334
TANZANIA	31 850	3 987	2 463	SWAZILAND	28	254	167
MADAGASCAR	10 985	1 785	1 145	LESOTHO	126	137	87
SOUTH AFRICA	214	206	130	USA	53 504	113 616	72 688
USA	106 262	205 613	131 537	CANADA	6 232	8 411	5 356
CANADA	10 011	18 331	11 705	MEXICO	4 378	24 388	15 462
MEXICO	9 334	6 090	3 905	GUATEMALA	595	569	375
EL SALVADOR	57	94	58	HONDURAS	169	123	79
HAITI	675	70	43	COSTA RICA	240	322	206
ECUADOR	17	101	68	PANAMA	232	360	240
BRAZIL	10 825	1 228	770	CUBA	854	600	395
ARGENTINA	113	76	47	DOMINIC REP	111	160	106
ISRAEL	5 973	5 155	3 359	GUADELOUPE	299	193	123
PAKISTAN	321	158	101	JAMAICA	1 193	415	267
INDIA	3 606	1 285	817	ST LUCIA	163	434	299
BANGLADESH	373	113	73	BARBADOS	56	57	36
SRI LANKA	467	97	67	TRINIDAD TOB	837	681	437
THAILAND	392	617	400	COLOMBIA	663	2 788	1 814
INDONESIA	93	55	35	VENEZUELA	1 649	5 498	3 520
MALAYSIA	2 104	580	360	ECUADOR	153	573	363
PHILIPPINES	2 500	558	355	PERU	308	696	446
CHINA	2 504	3 510	2 245	BRAZIL	3 543	12 131	7 836
SOUTH KOREA	7 864	5 419	3 494	CHILE	11 027	10 600	6 857
JAPAN	40 117	86 477	55 409	BOLIVIA	197	248	162
TAIWAN	12 943	9 859	6 347	PARAGUAY	193	445	281
HONG KONG	215	400	254	URUGUAY	458	1 159	752
EXPORTS	2 576 220	3 458 997	2 215 120	ARGENTINA	5 741	8 937	5 744
FRANCE	440 096	440 116	281 576	CYPRUS	2 981	2 818	1 795
BELGIUM LUX	200 687	235 755	151 043	LEBANON	4 615	2 882	1 817
NETHERLANDS	245 100	269 115	172 314	SYRIA	3 385	1 014	638
ITALY	272 293	288 734	184 521	IRAQ	753	449	284
UNTD KINGDOM	176 206	198 152	127 096	IRAN	49 341	55 571	35 628
IRELAND	2 432	6 679	4 268	ISRAEL	17 454	18 876	12 176
DENMARK	64 121	80 969	51 910	JORDAN	2 870	1 721	1 086
GREECE	34 091	51 655	32 972	SAUDI ARABIA	15 607	10 339	6 617
PORTUGAL	25 596	59 152	37 795	KUWAIT	912	1 104	711
SPAIN	105 838	123 014	78 661	BAHRAIN	561	1 123	725
CANARY IS	436	783	489	QATAR	46	1 102	737
ICELAND	1 151	1 815	1 146	ARAB EMIRAT	4 031	5 409	3 479
FAEROE IS	51	83	52	OMAN	402	363	240
NORWAY	18 697	32 376	20 754	YEMEN	309	331	216
SWEDEN	53 134	87 937	56 393	PAKISTAN	708	1 967	1 266
FINLAND	30 166	60 546	38 906	INDIA	2 948	7 348	4 726
SWITZERLAND	85 640	133 907	85 780	BANGLADESH	46	405	258
AUSTRIA	118 449	184 188	117 940	SRI LANKA	1 795	5 275	3 406
ANDORRA	35	92	57	MYANMAR	308	631	389
MALTA	2 888	6 547	4 202	THAILAND	7 542	14 321	9 234
YUGOSLAVIA	16 512	36 946	22 673	VIETNAM	488	3 991	2 540
TURKEY	30 393	64 903	41 781	INDONESIA	2 765	11 313	7 289
ESTONIA	258	334	220	MALAYSIA	2 876	5 258	3 366
LATVIA	1 682	1 021	640	SINGAPORE	5 077	10 580	6 757
LITHUANIA	361	1 173	747	PHILIPPINES	956	3 477	2 210
SOVIET UNION	46 039	45 499	27 901	MONGOLIA	299	884	566
POLAND	63 071	110 945	71 500	CHINA	11 007	17 802	11 543
CZECHOSLOVA	31 177	65 648	42 272	NORTH KOREA	151	1 358	872
HUNGARY	23 054	42 805	27 476	SOUTH KOREA	5 032	16 064	10 336
ROMANIA	13 687	37 138	23 843	JAPAN	55 129	51 364	32 840
BULGARIA	12 972	17 682	11 282	TAIWAN	14 401	19 426	12 477
ALBANIA	342	1 678	1 057	HONG KONG	29 303	83 260	53 546
UKRAINE	672	1 327	875	AUSTRALIA	6 707	17 708	11 393
BELARUS	97	379	253	NEW ZEALAND	912	2 545	1 643
MOLDOVA	268	669	448	FR POLYNESIA	27	76	49
RUSSIA	40 473	51 299	33 001	UNID COUNTR	72	339	211
ARMENIA	39	174	117				
YUGOSLAVIA	8 072	17 405	11 124	558 TEXTILE ARTICLES NES			
SLOVENIA	20 703	29 023	19 025	IMPORTS	1 463 700	2 167 785	1 389 684
CROATIA	5 045	20 578	13 520	FRANCE	49 496	104 055	66 505
BOS HERZEGOV	337	1 409	948	BELGIUM LUX	53 057	85 229	54 692
MOROCCO	8 172	13 999	8 919	NETHERLANDS	72 208	83 128	53 297
ALGERIA	347	1 676	1 071	ITALY	43 990	97 705	62 276
TUNISIA	6 170	16 958	10 827	UNTD KINGDOM	30 594	66 749	42 894
LIBYA	2 270	2 418	1 616	IRELAND	5 198	10 157	6 549
EGYPT	3 120	6 222	3 981	DENMARK	14 028	35 918	23 002
SUDAN	12	67	41	GREECE	55 326	78 959	50 607
BURKINA FASO	173	217	138	PORTUGAL	99 805	164 658	106 476



## 6 IMPORTS AND EXPORTS (SPECIAL TRADE) BY GROUPS OF THE SITC-REV. III AND BY COUNTRIES OF PRODUCTION AND CONSUMPTION 1992

GROUP COUNTRY	DT = 100 KG	1 000 DM	1 000 \$	GROUP COUNTRY	DT = 100 KG	1 000 DM	1 000 \$
SPAIN	7 134	13 642	8 722	YUGOSLAVIA	859	2 500	1 528
ICELAND	55	266	169	TURKEY	2 438	3 951	2 497
NORWAY	248	856	563	ESTONIA	189	108	67
SWEDEN	4 821	11 251	7 077	LATVIA	51	188	121
FINLAND	1 831	3 489	2 232	LITHUANIA	206	215	142
SWITZERLAND	14 118	54 505	34 971	SOVIET UNION	2 001	1 931	1 177
AUSTRIA	39 736	87 967	56 421	POLAND	13 668	16 238	10 405
YUGOSLAVIA	19 308	30 170	18 510	CZECHOSLOVA	4 914	10 044	6 483
TURKEY	169 272	208 276	133 506	HUNGARY	4 991	10 187	6 485
ESTONIA	425	289	188	ROMANIA	1 399	2 537	1 615
LATVIA	1 276	624	400	BULGARIA	368	773	501
LITHUANIA	234	151	99	UKRAINE	272	390	258
SOVIET UNION	1 237	789	487	RUSSIA	2 399	4 106	2 675
POLAND	46 132	53 664	34 400	YUGOSLAVIA	879	1 713	1 085
CZECHOSLOVA	59 332	76 943	49 334	SLOVENIA	789	1 896	1 248
HUNGARY	24 848	48 852	31 333	CROATIA	3 764	3 202	2 063
ROMANIA	6 819	8 776	5 594	BOS HERZEGOV	7	62	41
BULGARIA	16 232	8 233	5 253	MOROCCO	322	1 142	736
UKRAINE	1 170	664	438	TUNISIA	516	2 107	1 351
BELARUS	1 535	302	192	LIBYA	90	207	129
MOLDOVA	353	349	229	EGYPT	186	547	353
RUSSIA	1 981	1 229	800	MAURITANIA	176	94	58
YUGOSLAVIA	9 347	11 016	7 107	GHANA	159	97	61
SLOVENIA	20 068	30 013	19 705	NIGERIA	296	1 565	986
CROATIA	4 922	6 940	4 514	ANGOLA	523	688	471
BOS HERZEGOV	674	1 393	942	ETHIOPIA	269	337	220
MOROCCO	1 255	1 129	723	KENYA	46	112	69
TUNISIA	25	562	361	TANZANIA	24	66	40
EGYPT	7 151	6 593	4 243	MADAGASCAR	31	82	53
SENEGAL	28	53	33	ZAMBIA	8	51	35
KENYA	807	865	538	MALAWI	20	58	35
TANZANIA	383	540	354	SOUTH AFRICA	910	2 184	1 373
MADAGASCAR	157	221	146	BOTSWANA	35	62	38
MAURITIUS	145	201	124	USA	9 242	19 542	12 707
ZIMBABWE	387	503	331	CANADA	797	1 864	1 202
SOUTH AFRICA	907	1 169	733	MEXICO	141	484	306
USA	7 397	19 517	12 532	DOMINIC REP	168	84	55
CANADA	455	1 054	672	NETH ANTILL	22	51	32
MEXICO	617	1 401	908	COLOMBIA	61	167	108
GUATEMALA	47	147	93	VENEZUELA	174	285	169
EL SALVADOR	217	435	273	ECUADOR	33	96	62
COLOMBIA	8 005	9 965	6 376	BRAZIL	339	1 099	708
ECUADOR	211	296	184	CHILE	178	370	239
PERU	227	523	333	ARGENTINA	1 789	1 542	987
BRAZIL	43 660	80 429	51 671	CYPRUS	468	1 752	1 100
CHILE	10	107	65	LEBANON	470	683	437
ARGENTINA	905	518	331	SYRIA	25	82	52
CYPRUS	6 731	10 505	6 690	IRAN	47	49	31
LEBANON	108	113	72	ISRAEL	2 315	2 420	1 553
SYRIA	3 719	4 336	2 773	JORDAN	395	374	235
IRAN	2 119	2 410	1 562	SAUDI ARABIA	1 214	2 614	1 712
ISRAEL	6 075	19 203	12 229	KUWAIT	128	499	319
ARAB EMIRAT	4 932	4 390	2 825	BAHRAIN	174	381	244
OMAN	916	1 477	947	QATAR	32	192	125
AFGHANISTAN	54	192	126	ARAB EMIRAT	380	1 229	796
PAKISTAN	93 999	106 941	68 755	OMAN	33	80	54
INDIA	107 118	118 393	75 990	PAKISTAN	277	180	118
BANGLADESH	24 931	5 891	3 747	INDIA	202	259	169
SRI LANKA	1 458	2 724	1 740	BANGLADESH	150	77	46
THAILAND	18 153	21 029	13 524	SRI LANKA	15	82	54
VIETNAM	1 705	4 619	2 980	THAILAND	207	1 313	850
INDONESIA	20 280	24 459	15 516	VIETNAM	35	120	75
MALAYSIA	1 988	6 026	3 906	CAMBODIA	27	162	108
SINGAPORE	175	367	243	INDONESIA	141	85	55
PHILIPPINES	5 234	21 495	13 834	MALAYSIA	93	464	298
CHINA	178 008	225 189	144 025	SINGAPORE	573	1 795	1 148
SOUTH KOREA	7 214	14 528	9 142	PHILIPPINES	148	1 521	975
JAPAN	1 716	7 967	5 137	CHINA	382	1 376	878
TAIWAN	19 600	31 697	20 354	SOUTH KOREA	675	1 320	848
HONG KONG	7 051	18 758	12 011	JAPAN	1 924	14 397	9 225
MACAO	155	652	412	TAIWAN	398	1 204	794
AUSTRALIA	89	339	221	HONG KONG	548	2 631	1 688
NEW ZEALAND	33	291	184	AUSTRALIA	351	1 646	1 063
SOLOMON IS	87	77	49	NEW ZEALAND	62	133	85
EXPORTS	504 724	985 002	630 982	659 FLOOR COVERINGS, ETC.			
FRANCE	62 023	118 359	75 639	IMPORTS	3 965 472	3 495 935	2 239 767
BELGIUM LUX	50 402	71 859	45 915	FRANCE	161 182	90 540	57 989
NETHERLANDS	91 545	168 384	107 477	BELGIUM LUX	2 123 234	1 186 178	759 186
ITALY	66 973	94 943	60 817	NETHERLANDS	736 023	360 913	231 401
UNITED KINGDOM	15 462	34 054	21 869	ITALY	41 069	36 066	23 138
IRELAND	1 430	2 248	1 461	UNITED KINGDOM	40 263	45 024	28 816
DENMARK	18 168	25 716	16 504	IRELAND	6 139	6 281	4 020
GREECE	5 990	9 401	5 990	DENMARK	110 208	71 784	46 036
PORTUGAL	1 709	6 458	4 114	GREECE	9 267	8 775	5 599
SPAIN	7 442	17 554	11 205	PORTUGAL	12 755	11 812	7 557
CANARY IS	388	1 037	665	SPAIN	3 382	6 286	4 096
ICELAND	239	659	427	NORWAY	135	370	237
NORWAY	4 643	9 533	6 145	SWEDEN	3 043	2 859	1 834
SWEDEN	8 489	15 826	10 121	FINLAND	556	1 996	1 289
FINLAND	2 103	4 993	3 200	SWITZERLAND	45 946	63 890	41 132
SWITZERLAND	45 938	127 573	81 873	AUSTRIA	86 682	69 642	44 735
AUSTRIA	53 601	140 748	90 474	YUGOSLAVIA	741	944	577
ANDORRA	29	138	87	TURKEY	9 305	94 553	60 978
VATICAN CITY	21	91	56	SOVIET UNION	728	6 542	3 996
MALTA	120	279	178				



## 6 IMPORTS AND EXPORTS (SPECIAL TRADE) BY GROUPS OF THE SITC-REV. III AND BY COUNTRIES OF PRODUCTION AND CONSUMPTION 1992

GROUP COUNTRY	DT = 100 KG	1 000 DM	1 000 \$	GROUP COUNTRY	DT = 100 KG	1 000 DM	1 000 \$
POLAND	532	310	197	PARAGUAY	208	402	255
CZECHOSLOVA	7 144	5 273	3 350	ARGENTINA	145	624	416
HUNGARY	8 091	9 263	5 929	CYPRUS	491	539	338
ROMANIA	447	1 233	808	LEBANON	699	853	552
BULGARIA	285	528	341	IRAQ	101	153	95
ALBANIA	217	924	592	IRAN	1 266	5 337	3 355
BELARUS	68	522	324	ISRAEL	897	1 112	721
RUSSIA	333	3 169	2 064	SAUDI ARABIA	5 231	6 141	3 896
ARMENIA	92	558	379	KUWAIT	635	545	354
AZERBAIJAN	417	3 492	2 252	BAHRAIN	43	138	92
KAZAKHSTAN	29	185	118	QATAR	39	73	46
TURKMENISTAN	259	2 795	1 856	ARAB EMIRAT	555	1 530	1 000
YUGOSLAVIA	77	66	41	OMAN	50	56	34
SLOVENIA	285	230	148	PAKISTAN	119	338	214
CROATIA	400	791	524	NEPAL	1	98	60
MOROCCO	43 343	58 137	36 880	THAILAND	222	139	90
ALGERIA	118	165	110	INDONESIA	1 976	320	201
TUNISIA	2 018	22 938	14 714	MALAYSIA	177	157	104
EGYPT	9 885	8 641	5 513	SINGAPORE	1 452	1 239	787
SOUTH AFRICA	297	825	528	PHILIPPINES	201	57	34
USA	11 743	11 000	7 084	CHINA	185	349	224
CANADA	561	579	368	SOUTH KOREA	65	89	56
MEXICO	1 569	656	423	JAPAN	2 821	4 444	2 862
COLOMBIA	151	187	118	TAIWAN	1 589	712	448
PERU	37	82	55	HONG KONG	3 150	1 952	1 233
BRAZIL	4 196	1 522	980	AUSTRALIA	1 676	1 530	979
CHILE	6	56	37	NEW ZEALAND	53	207	135
IRAN	66 332	475 783	304 942				
ISRAEL	11 244	24 493	15 642	660 CPL IND PLANT CHAPTER 68			
AFGHANISTAN	8 347	22 027	14 102	EXPORTS	17 034	1 545	975
PAKISTAN	11 715	46 939	30 001	SOVIET UNION	4 354	628	383
INDIA	220 871	341 710	219 218	POLAND	242	50	31
BANGLADESH	168	132	85	RUSSIA	12 401	851	551
SRI LANKA	2 993	868	547				
NEPAL	102 583	246 939	158 294	661 LIME, CEMENT, CONSTR. MATRL			
THAILAND	266	621	398	IMPORTS	94 465 759	2 141 294	1 378 329
VIETNAM	624	1 225	796	FRANCE	8 007 102	202 313	129 939
SINGAPORE	8	96	61	BELGIUM LUX	11 076 113	169 111	108 916
PHILIPPINES	88	500	315	NETHERLANDS	2 406 942	78 559	50 533
CHINA	55 438	132 119	84 557	ITALY	6 648 934	780 277	502 077
SOUTH KOREA	197	49	31	UNTD KINGDOM	230 699	25 476	16 419
JAPAN	263	507	321	IRELAND	6 287	457	302
HONG KONG	888	2 857	1 791	DENMARK	3 109 564	46 019	29 690
EXPORTS	846 090	952 454	610 282	GREECE	351 975	24 605	15 798
FRANCE	77 510	99 602	63 875	PORTUGAL	3 866 689	93 747	60 219
BELGIUM LUX	86 352	99 185	63 535	SPAIN	1 529 601	133 967	85 557
NETHERLANDS	188 418	186 906	119 670	NORWAY	712 735	11 809	7 642
ITALY	47 431	48 449	30 967	SWEDEN	50 290	4 914	3 199
UNTD KINGDOM	45 735	46 390	29 691	FINLAND	28 001	3 761	2 436
IRELAND	2 182	1 615	1 030	SWITZERLAND	609 495	24 207	15 541
DENMARK	43 941	41 325	26 465	AUSTRIA	682 981	41 401	26 624
GREECE	10 398	17 987	11 694	YUGOSLAVIA	48 936	2 056	1 281
PORTUGAL	6 907	11 394	7 261	TURKEY	533 835	19 827	12 746
SPAIN	22 850	36 964	23 604	LITHUANIA	90 444	608	381
CANARY IS	1 361	2 452	1 586	SOVIET UNION	445	91	55
ICELAND	1 307	873	556	POLAND	22 038 071	155 477	100 560
FAEROE IS	397	208	133	CZECHOSLOVA	30 779 724	261 545	168 923
NORWAY	13 295	12 451	7 963	HUNGARY	46 631	1 973	1 296
SWEDEN	35 021	28 912	18 514	ROMANIA	148 520	3 157	2 041
FINLAND	9 601	7 250	4 680	BULGARIA	162 403	2 599	1 643
SWITZERLAND	82 539	119 981	77 024	UKRAINE	790	68	45
AUSTRIA	78 311	91 891	58 933	RUSSIA	8 520	314	207
ANDORRA	415	1 798	1 160	YUGOSLAVIA	13 346	599	380
MALTA	147	212	138	SLOVENIA	31 330	2 727	1 823
YUGOSLAVIA	887	914	558	CROATIA	65 421	2 960	1 942
TURKEY	2 521	8 131	5 194	MOROCCO	28 515	455	296
LATVIA	162	207	133	KENYA	118	77	48
LITHUANIA	361	241	154	ZIMBABWE	70	48	31
SOVIET UNION	1 614	1 687	1 030	SOUTH AFRICA	18 620	2 082	1 331
POLAND	13 568	8 984	5 714	USA	13 778	1 763	1 136
CZECHOSLOVA	5 739	3 799	2 417	CANADA	15 481	782	505
HUNGARY	10 810	5 863	3 767	MEXICO	1 828	344	219
ROMANIA	1 343	895	578	PERU	36	65	41
BULGARIA	150	131	83	BRAZIL	27 048	1 491	949
UKRAINE	493	351	228	CHILE	31	55	34
RUSSIA	11 838	10 196	6 622	ARGENTINA	2 262	108	74
YUGOSLAVIA	764	713	459	LEBANON	253	62	38
SLOVENIA	906	745	491	IRAN	1 008	87	55
CROATIA	1 099	1 160	761	ISRAEL	796	57	36
MOROCCO	107	425	268	PAKISTAN	565	370	235
ALGERIA	566	812	489	INDIA	584 982	16 748	10 828
TUNISIA	64	329	208	SRI LANKA	1 235	57	35
LIBYA	767	789	493	THAILAND	990	253	163
EGYPT	103	192	123	VIETNAM	31 856	1 467	928
MAURITANIA	171	96	58	INDONESIA	189	83	52
NIGERIA	608	1 247	812	MALAYSIA	5 153	754	485
REUNION	135	111	69	SINGAPORE	379	125	81
SOUTH AFRICA	583	886	580	PHILIPPINES	608	431	291
USA	7 610	10 567	6 802	CHINA	425 303	14 391	9 372
CANADA	2 939	2 993	1 921	NORTH KOREA	541	115	77
MEXICO	389	864	547	JAPAN	4 115	510	322
VENEZUELA	33	102	64	TAIWAN	11 554	3 482	2 219
PERU	128	443	274	HONG KONG	528	111	67
BRAZIL	609	2 558	1 651				
CHILE	297	511	345				



## 6 IMPORTS AND EXPORTS (SPECIAL TRADE) BY GROUPS OF THE SITC-REV. III AND BY COUNTRIES OF PRODUCTION AND CONSUMPTION 1992

GROUP COUNTRY	DT = 100 KG	1 000 DM	1 000 \$	GROUP COUNTRY	DT = 100 KG	1 000 DM	1 000 \$
EXPORTS	32 273 527	678 695	436 002	CROATIA	27 591	4 426	2 905
FRANCE	2 438 888	62 613	40 245	MOROCCO	916	105	71
BELGIUM LUX	2 288 613	72 079	46 318	SOUTH AFRICA	11 623	942	583
NETHERLANDS	20 733 434	287 801	184 989	USA	18 273	12 531	7 953
ITALY	125 439	10 706	6 850	CANADA	9 094	715	443
UNITED KINGDOM	1 821 081	44 861	28 904	BRAZIL	57 431	4 860	3 088
IRELAND	21 890	1 524	978	URUGUAY	11 702	1 282	825
DENMARK	499 329	19 048	12 223	ARGENTINA	48 939	4 336	2 763
GREECE	4 121	392	253	ISRAEL	1 018	851	545
PORTUGAL	746	210	140	INDIA	14 462	1 081	702
SPAIN	48 246	6 858	4 385	THAILAND	46 654	5 938	3 762
ICELAND	2 064	172	109	MALAYSIA	1 450	146	92
NORWAY	34 879	936	597	CHINA	8 283	230	147
SWEDEN	78 077	4 254	2 739	SOUTH KOREA	3 508	437	283
FINLAND	15 023	1 460	932	JAPAN	17 414	6 279	4 020
SWITZERLAND	934 233	47 398	30 372	EXPORTS	14 699 857	1 712 962	1 098 934
AUSTRIA	608 209	46 820	30 025	FRANCE	2 078 773	275 731	176 715
MALTA	2 028	74	45	BELGIUM LUX	2 052 375	173 364	111 267
TURKEY	9 189	1 390	896	NETHERLANDS	1 072 668	105 108	67 310
SOVIET UNION	19 543	891	546	ITALY	1 490 207	147 975	94 658
POLAND	102 454	7 599	4 963	UNITED KINGDOM	364 138	59 988	38 410
CZECHOSLOVAKIA	74 403	7 538	4 910	IRELAND	22 542	4 284	2 802
HUNGARY	45 887	2 058	1 328	DENMARK	167 239	20 679	13 395
ROMANIA	651	87	56	GREECE	79 240	14 497	9 342
UKRAINE	5 303	166	108	PORTUGAL	45 469	8 215	5 328
RUSSIA	20 577	1 264	823	SPAIN	291 078	39 573	25 428
SLOVENIA	1 122	158	103	CANARY IS	5 488	435	274
ALGERIA	107 720	1 545	988	ICELAND	5 153	931	606
TUNISIA	14 076	226	150	NORWAY	84 228	10 796	6 929
LIBYA	63 769	889	565	SWEDEN	252 577	36 366	23 282
EGYPT	185 100	3 622	2 288	FINLAND	208 968	26 829	17 189
MAURITANIA	10 011	182	116	SWITZERLAND	1 102 769	78 038	50 152
CHAD	900	81	54	AUSTRIA	1 270 866	115 989	74 650
SIERRA LEONE	5 489	125	80	ANDORRA	530	78	51
GHANA	17 129	227	141	MALTA	2 017	318	203
NIGERIA	1 560 488	21 766	13 873	YUGOSLAVIA	48 064	10 477	6 440
GABON	10 000	165	105	TURKEY	133 935	19 977	12 934
CONGO	105 010	1 636	1 041	ESTONIA	1 594	338	214
ANGOLA	22 542	236	145	LATVIA	1 121	255	171
ETHIOPIA	230	87	59	LITHUANIA	266	59	38
KENYA	2 315	134	90	SOVIET UNION	48 101	4 041	2 485
MADAGASCAR	3 407	53	32	POLAND	331 241	24 446	15 765
SOUTH AFRICA	12 131	603	388	CZECHOSLOVAKIA	102 959	18 254	11 661
USA	19 898	4 395	2 811	HUNGARY	45 303	7 100	4 513
CANADA	5 247	639	391	ROMANIA	48 272	6 367	4 159
MEXICO	422	77	50	BULGARIA	26 973	5 174	3 315
TRINIDAD TOB	13 683	278	192	UKRAINE	16 509	1 991	1 335
CHILE	1 703	51	32	BELARUS	2 752	272	187
IRAN	389	72	43	RUSSIA	66 294	9 033	5 850
ISRAEL	52 478	1 804	1 189	KAZAKHSTAN	4 047	520	349
SAUDI ARABIA	25 635	2 964	1 879	YUGOSLAVIA	13 507	2 744	1 790
KUWAIT	4 550	866	571	SLOVENIA	20 319	3 571	2 347
BAHRAIN	825	158	109	CROATIA	20 525	2 692	1 772
QATAR	35 022	541	355	MOROCCO	23 061	2 635	1 696
PAKISTAN	22 239	412	263	ALGERIA	40 185	4 127	2 717
INDONESIA	2 191	306	203	TUNISIA	22 225	4 134	2 706
MALAYSIA	200	64	42	LIBYA	157 809	19 850	12 635
SINGAPORE	1 885	505	325	EGYPT	128 587	15 603	10 051
PHILIPPINES	447	113	69	SUDAN	3 898	681	425
SOUTH KOREA	292	143	89	MAURITANIA	434	60	38
JAPAN	18 474	4 113	2 627	SENEGAL	1 530	215	136
TAIWAN	612	217	133	GHANA	7 268	568	376
HONG KONG	1 137	280	184	TOGO	1 212	79	51
AUSTRALIA	878	188	123	BENIN	5 349	600	381
662 CLAY, REFRCT. CONSTR. MATRL				NIGERIA	27 727	5 726	3 670
IMPORTS	36 765 912	2 422 776	1 556 411	CAMEROON	3 514	707	443
FRANCE	6 351 761	307 969	197 647	GABON	1 399	229	141
BELGIUM LUX	2 052 335	122 886	79 310	CONGO	1 004	125	78
NETHERLANDS	7 909 254	303 061	195 088	ZAIRE	2 351	348	215
ITALY	11 009 742	1 153 429	740 732	ANGOLA	3 343	907	571
UNITED KINGDOM	292 850	34 886	22 316	ETHIOPIA	4 001	488	328
IRELAND	48 415	5 260	3 397	KENYA	9 189	1 388	895
DENMARK	1 946 089	44 490	28 654	TANZANIA	5 916	714	471
GREECE	12 628	1 129	711	MADAGASCAR	573	106	65
PORTUGAL	330 344	30 072	19 392	REUNION	1 738	230	151
SPAIN	1 188 028	132 725	85 243	MAURITIUS	764	143	88
NORWAY	112 642	5 928	3 786	ZAMBIA	797	183	115
SWEDEN	90 516	6 671	4 327	ZIMBABWE	5 264	619	413
FINLAND	1 320	236	150	MALAWI	552	96	62
SWITZERLAND	408 037	25 309	16 266	SOUTH AFRICA	125 579	18 543	12 032
AUSTRIA	812 355	67 319	43 225	USA	322 788	54 415	34 682
YUGOSLAVIA	127 400	9 528	5 886	CANADA	67 212	10 649	6 732
TURKEY	429 070	32 233	20 513	MEXICO	71 610	13 730	8 811
LATVIA	18 210	110	70	GUATEMALA	8 936	1 115	702
SOVIET UNION	1 224	82	50	HONDURAS	1 382	179	120
POLAND	164 681	6 363	4 100	COSTA RICA	1 952	305	194
CZECHOSLOVAKIA	2 835 818	59 904	38 668	PANAMA	893	105	72
HUNGARY	147 524	16 021	10 277	CUBA	4 544	644	407
ROMANIA	1 445	48	33	HAITI	786	87	56
BULGARIA	64 513	3 637	2 344	DOMINIC REP	1 888	390	261
RUSSIA	1 882	72	49	GUADELOUPE	4 682	467	301
YUGOSLAVIA	89 990	6 666	4 323	MARTINIQUE	1 325	183	115
SLOVENIA	36 699	2 407	1 566	JAMAICA	14 784	2 163	1 349
				TRINIDAD TOB	2 118	311	201
				NETH ANTILL	490	90	60



## 6 IMPORTS AND EXPORTS (SPECIAL TRADE) BY GROUPS OF THE SITC-REV. III AND BY COUNTRIES OF PRODUCTION AND CONSUMPTION 1992

GROUP COUNTRY	DT = 100 KG	1 000 DM	1 000 \$	GROUP COUNTRY	DT = 100 KG	1 000 DM	1 000 \$
COLOMBIA	34 097	3 384	2 247	INDIA	1 024	1 428	907
VENEZUELA	50 032	9 509	6 080	THAILAND	11 998	2 697	1 633
SURINAME	548	140	89	VIETNAM	362	96	62
FRENCH GUIAN	285	50	31	INDONESIA	346	64	43
ECUADOR	7 140	979	631	MALAYSIA	6 051	861	544
PERU	9 853	2 406	1 603	PHILIPPINES	4 613	1 261	807
BRAZIL	14 159	4 448	2 864	CHINA	10 574	4 179	2 713
CHILE	14 106	2 301	1 502	SOUTH KOREA	2 997	26 967	17 302
BOLIVIA	14 627	1 908	1 254	JAPAN	18 952	102 226	65 744
PARAGUAY	2 350	208	128	TAIWAN	6 299	5 432	3 484
URUGUAY	281	71	48	HONG KONG	4 635	208	129
ARGENTINA	24 577	6 728	4 341	AUSTRALIA	170	659	420
CYPRUS	15 288	1 686	1 083	EXPORTS	17 328 913	2 727 640	1 749 476
LEBANON	5 047	757	484	FRANCE	2 979 166	364 087	233 154
SYRIA	17 766	2 081	1 371	BELGIUM LUX	2 477 261	214 168	137 218
IRAN	408 233	67 951	43 753	NETHERLANDS	3 873 817	261 627	167 671
ISRAEL	28 739	4 689	3 006	ITALY	944 485	245 348	157 366
JORDAN	13 636	2 098	1 350	UNITD KINGDOM	329 274	178 509	114 609
SAUDI ARABIA	243 993	26 558	16 916	IRELAND	16 293	12 333	7 879
KUWAIT	27 584	3 672	2 345	DENMARK	264 283	53 442	34 308
BAHRAIN	2 857	743	469	GREECE	30 263	14 691	9 410
QATAR	22 425	3 211	2 102	PORTUGAL	30 066	22 258	14 259
ARAB EMIRAT	75 686	7 958	5 134	SPAIN	184 177	93 364	59 680
OMAN	4 229	581	366	CANARY IS	2 305	526	335
YEMEN	18 757	2 039	1 284	ICELAND	3 009	1 295	839
PAKISTAN	58 938	6 844	4 406	NORWAY	60 447	20 826	13 354
INDIA	48 150	7 070	4 511	SWEDEN	97 843	66 145	42 400
BANGLADESH	353	57	36	FINLAND	43 645	23 979	15 367
SRI LANKA	94	85	52	SWITZERLAND	2 405 048	195 262	125 443
MYANMAR	6 548	1 442	926	AUSTRIA	1 751 085	224 710	144 307
THAILAND	28 161	5 954	3 867	MALTA	1 077	1 312	837
VIETNAM	11 235	1 838	1 198	YUGOSLAVIA	23 663	8 435	5 168
INDONESIA	189 406	32 371	20 881	TURKEY	54 141	30 127	19 487
MALAYSIA	117 162	18 727	12 005	ESTONIA	43	48	32
BRUNEI	6 339	762	480	LATVIA	968	332	218
SINGAPORE	108 760	10 654	6 817	SOVIET UNION	346 693	12 479	7 659
PHILIPPINES	14 007	1 975	1 256	POLAND	131 190	27 539	17 726
CHINA	22 230	3 986	2 555	CZECHOSLOVA	137 946	40 440	26 042
SOUTH KOREA	113 799	16 897	10 793	HUNGARY	35 726	14 247	9 122
JAPAN	55 739	9 970	6 368	ROMANIA	6 895	6 171	3 973
TAIWAN	109 968	15 844	10 098	BULGARIA	1 706	2 433	1 553
HONG KONG	53 263	8 395	5 433	UKRAINE	6 752	1 090	713
AUSTRALIA	67 771	11 339	7 282	BELARUS	8 602	466	300
NEW ZEALAND	3 369	626	407	MOLDOVA	18	60	37
NEW CALEDON	2 053	281	182	RUSSIA	487 317	33 983	22 521
FIJI	1 041	165	102	KAZAKHSTAN	545	74	51
FR POLYNESIA	693	116	74	YUGOSLAVIA	9 090	3 174	2 048
UNID COUNTR	736	95	57	SLOVENIA	28 951	6 053	3 999
663 MINERAL MANUFACTURES, NES				CROATIA	2 553	1 481	988
IMPORTS	25 994 109	2 073 109	1 330 772	BOS HERZEGOV	401	93	61
FRANCE	2 567 788	249 801	159 903	MOROCCO	643	596	381
BELGIUM LUX	2 454 485	250 940	161 153	ALGERIA	2 170	1 497	992
NETHERLANDS	5 916 226	233 839	150 086	TUNISIA	2 665	1 354	867
ITALY	1 313 807	157 353	100 642	LIBYA	17 025	4 133	2 609
UNITD KINGDOM	269 925	160 139	102 523	EGYPT	10 371	5 582	3 633
IRELAND	2 598	7 236	4 616	SUDAN	208	179	114
DENMARK	5 140 050	174 677	112 492	BURKINA FASO	66	48	30
GREECE	3 443	15 754	10 088	SENEGAL	160	91	58
PORTUGAL	24 735	8 443	5 373	CTE D IVOIRE	780	512	324
SPAIN	108 179	39 238	25 124	GHANA	598	424	275
ICELAND	2 474	308	199	TOGO	86	71	46
NORWAY	155 631	16 089	10 335	NIGERIA	10 375	7 019	4 539
SWEDEN	89 814	14 365	9 186	CAMEROON	261	444	285
FINLAND	175 407	26 388	16 984	GABON	105	139	89
SWITZERLAND	132 695	70 020	44 904	CONGO	29	64	42
AUSTRIA	2 398 979	217 603	139 780	ZAIRE	41	103	68
MALTA	461	211	136	RWANDA	201	208	128
YUGOSLAVIA	99 499	11 311	6 942	BURUNDI	26	76	48
TURKEY	9 371	2 975	1 919	ANGOLA	66	191	125
SOVIET UNION	43	2 253	1 424	ETHIOPIA	115	124	78
POLAND	1 206 737	22 504	14 635	KENYA	518	286	188
CZECHOSLOVA	3 327 358	56 385	36 468	TANZANIA	114	172	109
HUNGARY	76 074	12 027	7 723	MADAGASCAR	63	104	65
ROMANIA	80	101	65	REUNION	19	88	57
BULGARIA	2 991	824	521	MAURITIUS	331	237	153
RUSSIA	1 459	181	116	ZAMBIA	12	78	53
YUGOSLAVIA	14 059	1 892	1 214	ZIMBABWE	833	566	369
SLOVENIA	202 379	22 959	15 162	SOUTH AFRICA	39 008	23 508	15 133
CROATIA	40 267	4 001	2 629	NAMIBIA	63	52	32
BOS HERZEGOV	80	343	226	USA	113 070	169 340	108 658
MOROCCO	351	213	133	CANADA	22 873	30 431	19 377
MADAGASCAR	6	181	112	MEXICO	8 856	17 338	11 123
SOUTH AFRICA	2 393	638	414	GUATEMALA	996	1 079	685
USA	165 658	124 356	79 888	HONDURAS	214	207	127
CANADA	3 085	2 717	1 708	EL SALVADOR	1 067	805	520
MEXICO	98	185	116	NICARAGUA	94	266	164
DOMINIC REP	250	61	39	COSTA RICA	1 060	1 067	680
VENEZUELA	156	72	47	PANAMA	90	125	82
PERU	43	61	40	CUBA	324	665	440
BRAZIL	10 487	10 437	6 761	HAITI	144	99	67
CHILE	10	93	59	DOMINIC REP	1 946	1 558	992
URUGUAY	23	105	66	GUADELOUPE	117	95	58
ISRAEL	4 114	6 747	4 336	MARTINIQUE	26	100	58
KUWAIT	761	480	306	JAMAICA	123	81	54
				TRINIDAD TOB	871	199	131



## 6 IMPORTS AND EXPORTS (SPECIAL TRADE) BY GROUPS OF THE SITC-REV. III AND BY COUNTRIES OF PRODUCTION AND CONSUMPTION 1992

GROUP COUNTRY	DT = 100 KG	1 000 DM	1 000 \$	GROUP COUNTRY	DT = 100 KG	1 000 DM	1 000 \$
NETH ANTILL	188	228	145	HONG KONG	20 895	5 338	3 428
COLOMBIA	3 036	1 571	1 028	AUSTRALIA	1 279	973	625
VENEZUELA	3 095	2 624	1 684	EXPORTS	10 778 706	2 254 434	1 445 726
ECUADOR	947	1 031	666	FRANCE	1 470 936	347 223	222 086
PERU	1 083	1 109	705	BELGIUM LUX	1 282 877	199 269	127 925
BRAZIL	5 125	11 131	7 156	NETHERLANDS	837 019	198 039	127 087
CHILE	4 694	4 649	3 016	ITALY	2 091 306	305 320	195 100
BOLIVIA	98	116	72	UNITD KINGDOM	862 978	214 154	137 595
PARAGUAY	99	111	71	IRELAND	36 835	12 051	7 739
URUGUAY	384	314	204	DENMARK	268 878	44 732	28 705
ARGENTINA	5 793	7 489	4 780	GREECE	56 232	8 759	5 630
CYPRUS	5 795	1 218	775	PORTUGAL	44 137	13 416	8 627
LEBANON	2 047	1 287	814	SPAIN	374 721	79 217	50 572
SYRIA	3 737	1 798	1 147	CANARY IS	2 454	420	277
IRAN	39 129	27 514	17 453	ICELAND	4 855	988	637
ISRAEL	20 855	14 607	9 338	NORWAY	112 314	19 207	12 310
JORDAN	3 076	1 724	1 113	SWEDEN	317 713	78 670	50 456
SAUDI ARABIA	24 178	11 959	7 686	FINLAND	200 009	32 876	21 112
KUWAIT	2 039	1 593	1 004	SWITZERLAND	529 823	122 982	79 152
BAHRAIN	829	828	535	AUSTRIA	765 504	156 217	100 561
QATAR	1 272	821	522	VATICAN CITY	374	161	106
ARAB EMIRAT	7 177	4 505	2 832	MALTA	881	194	114
OMAN	604	426	269	YUGOSLAVIA	47 995	9 424	5 776
YEMEN	1 005	308	198	TURKEY	23 643	11 343	7 296
AFGHANISTAN	41	69	42	LATVIA	60	89	57
PAKISTAN	7 446	4 728	3 014	SOVIET UNION	4 871	2 705	1 657
INDIA	6 908	9 597	6 115	POLAND	145 169	33 420	21 351
BANGLADESH	114	155	101	CZECHOSLOVA	326 534	17 323	11 087
SRI LANKA	268	1 171	745	HUNGARY	25 737	13 167	8 452
MYANMAR	130	423	265	ROMANIA	9 123	2 974	1 909
THAILAND	10 848	13 339	8 552	BULGARIA	1 551	946	608
VIETNAM	98	169	108	UKRAINE	2 048	261	173
INDONESIA	19 021	10 837	6 947	BELARUS	522	383	253
MALAYSIA	13 148	11 868	7 657	RUSSIA	6 509	5 446	3 586
SINGAPORE	22 076	15 525	9 945	GEORGIA	61	50	31
PHILIPPINES	2 394	2 211	1 418	YUGOSLAVIA	6 027	1 646	1 052
CHINA	4 786	8 444	5 504	SLOVENIA	9 081	3 777	2 485
SOUTH KOREA	24 173	18 378	11 775	CROATIA	32 306	3 436	2 275
JAPAN	14 552	25 446	16 277	BOS HERZEGOV	2 169	180	120
TAIWAN	28 609	21 714	13 874	MOROCCO	2 246	345	226
HONG KONG	9 306	8 955	5 745	ALGERIA	1 594	975	631
AUSTRALIA	26 731	19 165	12 321	TUNISIA	3 388	1 470	950
NEW ZEALAND	2 103	1 565	980	LIBYA	277	250	157
NEW CALEDON	293	235	149	EGYPT	2 793	881	559
FR POLYNESIA	27	57	36	MALI	938	89	58
664 GLASS				NIGER	1 185	142	90
IMPORTS	9 244 208	1 941 541	1 244 781	SENEGAL	1 488	215	143
FRANCE	1 190 776	167 873	107 556	GUINEA	1 722	201	134
BELGIUM LUX	3 020 614	519 035	332 439	CTE D IVOIRE	4 359	382	252
NETHERLANDS	650 803	122 015	78 284	GHANA	4 462	541	352
ITALY	1 058 843	348 946	223 898	TOGO	237	53	35
UNITD KINGDOM	346 985	92 886	59 630	NIGERIA	17 512	2 825	1 809
IRELAND	8 827	10 872	6 957	CAMEROON	3 791	399	261
DENMARK	270 130	62 976	40 355	RWANDA	517	72	45
PORTUGAL	1 645	1 178	768	ANGOLA	99	194	124
SPAIN	124 921	51 655	32 945	KENYA	6 135	387	246
NORWAY	4 910	2 664	1 737	UGANDA	401	47	32
SWEDEN	261 873	47 110	30 189	TANZANIA	860	120	75
FINLAND	131 456	76 292	48 944	MADAGASCAR	2 207	151	90
SWITZERLAND	115 170	53 457	34 319	REUNION	2 018	235	153
AUSTRIA	171 592	36 383	23 335	ZIMBABWE	444	54	33
YUGOSLAVIA	23 627	6 129	3 739	MALAWI	395	66	41
TURKEY	248 035	17 697	11 306	SOUTH AFRICA	20 731	8 548	5 477
ESTONIA	3 216	1 397	916	USA	276 080	121 706	78 114
LITHUANIA	2 524	80	51	CANADA	30 265	7 897	5 047
SOVIET UNION	8 036	492	300	MEXICO	33 854	12 450	7 997
POLAND	379 565	24 269	15 560	GUATEMALA	5 236	447	284
CZECHOSLOVA	523 414	52 885	33 957	EL SALVADOR	448	53	35
HUNGARY	191 283	21 730	13 895	NICARAGUA	392	58	37
ROMANIA	71 701	4 804	3 048	COSTA RICA	773	124	81
UKRAINE	2 554	93	59	PANAMA	1 301	146	89
BELARUS	1 024	52	33	CUBA	295	106	69
RUSSIA	29 815	1 985	1 306	HAITI	1 202	173	114
YUGOSLAVIA	7 070	1 053	681	DOMINIC REP	425	136	86
SLOVENIA	18 435	2 952	1 929	GUADELOUPE	1 035	104	62
CROATIA	338	104	68	MARTINIQUE	23	49	31
BOS HERZEGOV	39	62	39	JAMAICA	985	105	69
TUNISIA	1 526	704	451	ST LUCIA	514	88	58
SOUTH AFRICA	27 847	5 238	3 366	BARBADOS	631	95	63
USA	162 863	94 491	60 770	TRINIDAD TOB	2 804	281	183
CANADA	27 441	18 009	11 520	GRENADA	310	49	30
MEXICO	2 103	615	395	ARUBA	719	82	55
COLOMBIA	328	137	91	NETH ANTILL	2 219	223	145
BRAZIL	1 321	464	300	COLOMBIA	4 499	1 373	889
ARGENTINA	165	59	36	VENEZUELA	2 788	561	359
ISRAEL	6 053	1 669	1 073	GUYANA	238	46	30
INDIA	28	55	35	SURINAME	991	84	53
THAILAND	433	415	267	FRENCH GUIAN	404	64	41
INDONESIA	384	253	165	ECUADOR	988	251	162
PHILIPPINES	1 677	163	102	PERU	1 594	332	214
CHINA	14 864	6 496	4 183	BRAZIL	11 430	8 457	5 509
SOUTH KOREA	936	1 105	713	CHILE	1 248	915	575
JAPAN	91 851	67 851	43 607	URUGUAY	431	78	50
TAIWAN	12 567	8 185	5 249	ARGENTINA	3 048	1 611	1 046
				CYPRUS	16 029	1 341	877



6 IMPORTS AND EXPORTS (SPECIAL TRADE) BY GROUPS OF THE SITC-REV. III AND BY COUNTRIES OF PRODUCTION AND CONSUMPTION 1992

GROUP COUNTRY	DT = 100 KG	1 000 DM	1 000 \$	GROUP COUNTRY	DT = 100 KG	1 000 DM	1 000 \$
LEBANON	8 171	685	451	DENMARK	240 547	51 459	33 024
SYRIA	82	116	73	GREECE	84 641	21 983	14 004
IRAN	12 200	7 133	4 555	PORTUGAL	11 179	10 075	6 467
ISRAEL	76 645	9 871	6 352	SPAIN	68 796	53 193	33 952
JORDAN	4 031	304	190	CANARY IS	1 313	1 061	678
SAUDI ARABIA	39 960	5 277	3 397	CEUTA MEL	47	50	31
KUWAIT	1 324	611	395	ICELAND	2 001	1 517	970
BAHRAIN	1 145	161	98	NORWAY	22 749	13 209	8 468
QATAR	284	176	109	SWEDEN	123 452	48 215	30 868
ARAB EMIRAT	11 192	2 447	1 564	FINLAND	38 987	12 880	8 206
OMAN	1 436	297	193	SWITZERLAND	415 968	108 870	70 006
PAKISTAN	1 015	678	425	AUSTRIA	434 877	121 703	78 147
INDIA	5 885	4 154	2 673	ANDORRA	112	175	107
BANGLADESH	1 732	400	264	MALTA	792	761	486
SRI LANKA	220	161	104	YUGOSLAVIA	18 033	2 627	1 603
THAILAND	12 276	4 224	2 724	TURKEY	11 159	5 826	3 724
INDONESIA	9 118	1 672	1 076	LATVIA	120	65	40
MALAYSIA	9 284	4 954	3 185	LITHUANIA	190	95	63
BRUNEI	426	71	42	SOVIET UNION	1 719	1 165	711
SINGAPORE	15 234	8 004	5 150	POLAND	47 559	7 785	5 034
PHILIPPINES	3 972	1 682	1 079	CZECHOSLOVA	22 347	6 336	4 078
CHINA	1 154	1 420	892	HUNGARY	55 504	13 504	8 590
NORTH KOREA	43	107	69	ROMANIA	2 228	790	513
SOUTH KOREA	20 794	6 928	4 465	BULGARIA	3 261	2 213	1 408
JAPAN	20 529	34 147	21 923	RUSSIA	1 961	2 175	1 414
TAIWAN	14 826	6 293	4 049	YUGOSLAVIA	13 554	1 183	755
HONG KONG	18 213	16 347	10 561	SLOVENIA	6 534	1 875	1 230
AUSTRALIA	94 097	15 416	9 936	CROATIA	13 627	1 414	934
NEW ZEALAND	5 919	1 284	824	MOROCCO	1 004	802	515
NEW CALEDON	210	64	40	ALGERIA	39	154	96
FR POLYNESIA	846	100	64	TUNISIA	625	737	471
685 GLASSWARE				LIBYA	575	1 765	1 170
IMPORTS	7 813 466	1 419 515	909 037	EGYPT	1 743	1 517	979
FRANCE	1 249 954	339 551	217 155	SUDAN	338	173	115
BELGIUM LUX	626 510	82 674	52 728	MALI	6	205	130
NETHERLANDS	984 497	95 732	61 561	SENEGAL	241	100	64
ITALY	749 306	190 200	121 698	GUINEA	1 970	149	102
UNITED KINGDOM	354 589	57 563	36 986	CTE D IVOIRE	28	66	42
IRELAND	745	488	314	TOGO	1 696	227	143
DENMARK	171 305	21 824	13 957	NIGERIA	436	437	278
GREECE	182	177	110	CAMEROON	2 409	335	215
PORTUGAL	38 125	16 898	10 791	ANGOLA	301	153	103
SPAIN	106 572	21 920	14 113	ETHIOPIA	119	277	176
NORWAY	42 689	2 557	1 613	KENYA	200	264	170
SWEDEN	99 987	11 212	7 127	UGANDA	172	150	99
FINLAND	1 265	955	610	MOZAMBIQUE	38	212	134
SWITZERLAND	235 989	28 780	18 497	REUNION	119	69	37
AUSTRIA	474 897	145 515	93 236	MAURITIUS	935	506	318
MALTA	18	53	34	ZIMBABWE	222	312	197
YUGOSLAVIA	75 537	9 039	5 560	SOUTH AFRICA	6 690	6 450	4 161
TURKEY	139 279	46 739	29 951	USA	205 243	190 101	122 231
LATVIA	272	107	68	CANADA	21 884	13 986	9 035
SOVIET UNION	615	173	107	MEXICO	4 906	4 707	3 011
POLAND	889 254	65 786	42 217	BERMUDA	77	144	87
CZECHOSLOVA	874 665	94 685	60 835	GUATEMALA	657	353	223
HUNGARY	255 426	25 029	15 977	HONDURAS	52	63	44
ROMANIA	38 490	33 524	21 421	EL SALVADOR	98	186	114
BULGARIA	1 548	369	233	COSTA RICA	240	291	184
RUSSIA	3 164	553	359	PANAMA	593	678	434
YUGOSLAVIA	11 707	5 276	3 370	CUBA	22	140	88
SLOVENIA	12 269	3 895	2 573	HAITI	655	164	103
CROATIA	170 390	5 574	3 640	BAHAMAS	88	138	89
TUNISIA	5	65	44	DOMINIC REP	14 043	1 149	764
EGYPT	19 869	1 856	1 178	AM VIRGIN IS	60	115	73
SOUTH AFRICA	126	59	36	GUADELOUPE	67	79	48
USA	70 994	23 044	14 648	ANTIGUA	245	209	138
CANADA	320	212	138	MARTINIQUE	116	90	57
MEXICO	7 026	3 361	2 158	JAMAICA	1 019	184	115
GUATEMALA	203	120	76	ST VINCENT	1 128	127	82
BRAZIL	5 566	5 517	3 491	TRINIDAD TOB	163	95	60
IRAN	308	87	56	ARUBA	25	65	43
ISRAEL	255	418	270	NETH ANTILL	587	285	177
PAKISTAN	151	138	88	COLOMBIA	1 334	1 659	1 050
INDIA	11 453	7 713	4 939	VENEZUELA	1 270	1 633	1 022
THAILAND	3 274	4 480	2 845	ECUADOR	389	285	180
INDONESIA	15 955	2 504	1 612	PERU	228	317	206
MALAYSIA	1 322	4 422	2 837	BRAZIL	2 884	2 200	1 425
SINGAPORE	78	54	33	CHILE	1 404	2 183	1 404
PHILIPPINES	27	75	49	BOLIVIA	77	159	98
CHINA	41 491	18 980	12 244	PARAGUAY	347	410	260
SOUTH KOREA	1 340	1 590	1 018	URUGUAY	340	253	163
JAPAN	2 892	10 655	6 801	ARGENTINA	1 729	1 503	968
TAIWAN	17 941	25 105	16 210	CYPRUS	2 408	1 336	839
HONG KONG	2 110	1 418	919	LEBANON	1 014	908	576
AUSTRALIA	1 053	500	321	SYRIA	528	418	264
EXPORTS	7 712 684	1 695 126	1 087 055	IRAN	6 557	11 036	7 028
FRANCE	2 655 259	313 112	200 544	ISRAEL	12 050	9 035	5 762
BELGIUM LUX	751 772	101 326	64 936	JORDAN	968	1 220	795
NETHERLANDS	1 779 442	219 917	141 029	SAUDI ARABIA	16 082	6 792	4 355
ITALY	197 001	102 789	65 861	KUWAIT	569	933	597
UNITED KINGDOM	266 175	87 588	56 269	BAHRAIN	236	306	197
IRELAND	16 529	6 313	4 093	QATAR	240	326	206
				ARAB EMIRAT	16 641	5 211	3 322
				OMAN	282	659	431
				YEMEN	40	66	43
				AFGHANISTAN	87	74	51
				PAKISTAN	1 455	721	465



## 6 IMPORTS AND EXPORTS (SPECIAL TRADE) BY GROUPS OF THE SITC-REV. III AND BY COUNTRIES OF PRODUCTION AND CONSUMPTION 1992

GROUP COUNTRY	DT = 100 KG	1 000 DM	1 000 \$	GROUP COUNTRY	DT = 100 KG	1 000 DM	1 000 \$
INDIA	1 065	1 915	1 245	AUSTRIA	60 784	73 299	47 031
BANGLADESH	108	139	89	ANDORRA	52	99	65
SRI LANKA	129	270	177	GIBRALTAR	46	1 233	764
THAILAND	1 916	3 540	2 277	MALTA	306	710	454
VIETNAM	703	79	47	YUGOSLAVIA	729	553	338
INDONESIA	2 481	3 002	1 933	TURKEY	1 868	2 542	1 634
MALAYSIA	2 410	2 429	1 557	LATVIA	54	56	34
SINGAPORE	3 903	6 622	4 246	LITHUANIA	8	49	31
PHILIPPINES	883	1 145	753	SOVIET UNION	195	395	244
CHINA	2 240	876	570	POLAND	1 208	1 645	1 053
NORTH KOREA	25	149	94	CZECHOSLOVA	10 752	7 465	4 807
SOUTH KOREA	2 985	3 766	2 431	HUNGARY	2 303	1 645	1 053
JAPAN	14 527	34 176	21 844	BULGARIA	165	99	65
TAIWAN	2 417	5 462	3 500	UKRAINE	146	207	129
HONG KONG	5 093	11 635	7 456	RUSSIA	1 121	1 766	1 157
AUSTRALIA	14 679	15 283	9 826	YUGOSLAVIA	152	117	74
NEW ZEALAND	1 935	1 727	1 098	SLOVENIA	645	462	307
NEW CALEDON	2 288	336	230	CROATIA	481	368	240
FR POLYNESIA	1 228	261	168	MOROCCO	324	481	298
				EGYPT	392	287	182
				NIGERIA	133	290	195
				ETHIOPIA	50	197	132
666 POTTERY				SOUTH AFRICA	1 117	1 737	1 118
IMPORTS	1 440 341	758 207	485 764	USA	29 318	94 042	59 716
FRANCE	38 268	35 650	22 821	CANADA	2 322	6 018	3 828
BELGIUM LUX	26 089	47 599	30 441	MEXICO	677	1 246	800
NETHERLANDS	83 518	43 497	27 750	BERMUDA	94	521	334
ITALY	231 589	103 786	66 372	GUATEMALA	28	57	37
UNTD KINGDOM	90 063	65 142	41 723	HONDURAS	28	78	50
IRELAND	463	562	358	EL SALVADOR	20	59	36
DENMARK	4 018	15 651	10 108	PANAMA	164	719	465
GREECE	11 082	5 584	3 581	CUBA	198	250	168
PORTUGAL	197 860	89 431	57 117	BAHAMAS	54	438	274
SPAIN	16 262	11 168	7 155	TURKS CAICOS	12	77	52
NORWAY	80	135	85	DOMINIC REP	52	132	85
SWEDEN	456	1 139	724	AM VIRGIN IS	91	759	496
FINLAND	641	913	587	CAYMAN IS	12	72	46
SWITZERLAND	1 900	6 178	3 960	JAMAICA	64	293	185
AUSTRIA	3 042	5 742	3 673	BARBADOS	48	179	113
GIBRALTAR	242	84	52	ARUBA	16	87	54
YUGOSLAVIA	5 003	2 189	1 343	NETH ANTILL	106	480	314
TURKEY	6 701	4 660	3 015	COLOMBIA	70	286	182
SOVIET UNION	1 866	391	241	VENEZUELA	403	1 028	667
POLAND	35 696	11 325	7 289	ECUADOR	75	162	106
CZECHOSLOVA	20 233	10 868	6 982	PERU	23	62	38
HUNGARY	6 515	7 427	4 774	BRAZIL	257	645	413
ROMANIA	30 737	9 967	6 433	CHILE	85	190	124
BULGARIA	1 763	426	271	PARAGUAY	31	58	37
RUSSIA	3 103	1 425	943	URUGUAY	14	161	107
YUGOSLAVIA	3 496	1 535	996	ARGENTINA	259	610	396
SLOVENIA	3 933	1 513	990	CYPRUS	1 941	3 053	1 945
CROATIA	219	125	85	LEBANON	1 991	1 221	781
BOS HERZEGOV	768	396	273	SYRIA	54	144	91
TUNISIA	502	144	95	IRAN	6 975	11 155	7 409
SOUTH AFRICA	21	63	38	ISRAEL	20 508	12 496	8 081
USA	2 047	4 506	2 895	JORDAN	215	355	227
CANADA	31	75	45	SAUDI ARABIA	1 887	4 543	2 909
MEXICO	525	452	299	KUWAIT	542	1 268	806
COLOMBIA	22	55	37	BAHRAIN	70	93	59
PERU	216	313	205	QATAR	125	468	294
BRAZIL	23 935	5 806	3 707	ARAB EMIRAT	1 260	2 875	1 859
CHILE	206	384	244	OMAN	89	227	148
URUGUAY	107	215	138	INDIA	5	114	74
INDIA	665	353	221	THAILAND	815	320	210
BANGLADESH	170	80	51	INDONESIA	243	468	301
SRI LANKA	2 710	2 958	1 887	MALAYSIA	616	1 562	1 050
THAILAND	41 988	12 810	8 197	SINGAPORE	397	961	616
VIETNAM	18 935	4 027	2 593	PHILIPPINES	339	910	579
INDONESIA	9 280	2 995	1 935	CHINA	268	263	165
MALAYSIA	27 147	4 413	2 815	SOUTH KOREA	294	1 158	741
SINGAPORE	480	288	181	JAPAN	4 339	29 173	18 794
PHILIPPINES	20 037	12 375	7 946	TAIWAN	307	889	575
CHINA	307 982	84 211	54 148	HONG KONG	1 667	4 595	2 968
SOUTH KOREA	18 019	8 300	5 256	MACAO	21	46	31
JAPAN	18 290	32 323	20 815	AUSTRALIA	2 637	4 666	3 000
TAIWAN	114 106	93 713	60 062	NEW ZEALAND	539	844	542
HONG KONG	6 438	2 370	1 512	NEW CALEDON	16	48	32
AUSTRALIA	31	93	61	AM OCEANIA	114	224	143
				FR POLYNESIA	66	138	91
				SHIPS SUPPL	168	200	128
EXPORTS	675 979	895 092	573 753				
FRANCE	63 949	73 677	46 943	667 PEARLS,PRECIOUS STONES			
BELGIUM LUX	39 472	46 213	29 646	IMPORTS	16 605	819 372	524 396
NETHERLANDS	74 742	66 866	42 982	EXPORTS	2 751	609 465	389 720
ITALY	151 394	207 791	133 199				
UNTD KINGDOM	21 161	26 272	16 820	671 PIG IRON,SPIEGELEISN,ETC			
IRELAND	605	1 005	633	IMPORTS	12 775 458	1 326 044	847 306
DENMARK	20 672	14 566	9 347	FRANCE	1 096 725	123 516	79 565
GREECE	11 745	11 325	7 230	BELGIUM LUX	169 276	51 375	32 781
PORTUGAL	4 088	3 850	2 490	NETHERLANDS	28 640	2 135	1 382
SPAIN	22 633	30 449	19 587	ITALY	292 187	24 144	15 517
CANARY IS	339	611	383	UNTD KINGDOM	214 607	50 700	32 626
ICELAND	640	1 268	815	IRELAND	326	148	94
NORWAY	10 738	14 256	9 196				
SWEDEN	25 617	35 242	22 631				
FINLAND	4 013	4 721	3 006				
SWITZERLAND	58 188	67 326	43 170				



## 6 IMPORTS AND EXPORTS (SPECIAL TRADE) BY GROUPS OF THE SITC-REV. III AND BY COUNTRIES OF PRODUCTION AND CONSUMPTION 1992

GROUP COUNTRY	DT = 100 KG	1 000 DM	1 000 \$	GROUP COUNTRY	DT = 100 KG	1 000 DM	1 000 \$
DENMARK	2 870	296	193	ISRAEL	3 174	659	420
GREECE	249 228	58 575	37 397	SAUDI ARABIA	826	141	85
PORTUGAL	2 491	227	153	BAHRAIN	2 531	323	211
SPAIN	35 275	2 995	1 893	ARAB EMIRAT	1 428	70	42
ICELAND	44 109	3 845	2 460	PAKISTAN	1 848	283	177
NORWAY	2 131 553	217 572	139 330	INDIA	3 804	1 447	935
SWEDEN	418 549	62 047	39 783	BANGLADESH	6 000	189	114
FINLAND	195 111	16 327	10 697	NEPAL	2 309	250	154
SWITZERLAND	24 821	2 957	1 897	THAILAND	3 352	1 083	694
AUSTRIA	25 410	20 599	13 158	INDONESIA	5 321	1 152	744
YUGOSLAVIA	51 577	12 637	7 751	MALAYSIA	416	153	97
TURKEY	6 400	1 010	652	SINGAPORE	1 173	338	219
LATVIA	9 947	1 728	1 114	PHILIPPINES	1 394	273	172
LITHUANIA	1 662	254	161	CHINA	1 130	727	454
SOVIET UNION	686 483	48 566	29 802	SOUTH KOREA	2 931	807	511
POLAND	487 525	27 261	17 354	JAPAN	29 211	12 634	8 068
CZECHOSLOVA	422 953	35 997	22 681	TAIWAN	8 930	2 153	1 374
HUNGARY	19 212	1 446	937	HONG KONG	182	49	30
ROMANIA	2 380	156	97	AUSTRALIA	10 876	2 450	1 557
BULGARIA	10 885	1 129	719	NEW ZEALAND	744	191	125
ALBANIA	10 174	1 002	608				
UKRAINE	19 907	1 024	672				
BELARUS	497	83	57				
RUSSIA	999 474	69 962	45 717	672 INGOTS ETC. IRON OR STEEL			
KAZAKHSTAN	180 434	12 483	8 063	IMPORTS	12 047 492	1 465 205	934 011
YUGOSLAVIA	13 629	3 889	2 456	FRANCE	1 078 029	76 476	49 064
SLOVENIA	36 667	4 334	2 853	BELGIUM LUX	2 615 711	460 729	292 609
EGYPT	60 239	4 698	2 953	NETHERLANDS	905 647	45 982	29 555
ZIMBABWE	445 404	53 760	34 137	ITALY	421 975	35 777	23 077
SOUTH AFRICA	1 087 705	94 440	59 956	UNITD KINGDOM	3 480 301	559 234	357 348
USA	52 946	16 371	10 374	IRELAND	1 142	116	78
CANADA	790 437	34 096	21 672	DENMARK	107 576	6 077	3 878
MEXICO	5 163	669	428	SPAIN	312 153	12 239	8 299
DOMINIC REP	27 671	12 082	7 612	NORWAY	2 157	270	165
COLOMBIA	19 764	8 444	5 227	SWEDEN	208 106	49 921	31 513
VENEZUELA	181 923	5 172	3 432	FINLAND	1 247	108	71
BRAZIL	1 593 611	125 693	80 080	SWITZERLAND	5 000	924	595
CHILE	420	228	152	AUSTRIA	37 849	10 029	6 387
ARGENTINA	1 701	324	211	YUGOSLAVIA	8 010	637	387
IRAN	3 046	232	151	TURKEY	80 582	5 909	3 796
INDIA	252 220	25 631	16 145	SOVIET UNION	44 096	2 180	1 326
INDONESIA	40 350	10 109	6 526	POLAND	829 798	34 393	21 909
PHILIPPINES	41	58	36	CZECHOSLOVA	706 822	28 743	18 346
CHINA	166 033	16 305	10 601	HUNGARY	7 872	548	339
JAPAN	6 296	2 068	1 329	UKRAINE	51 590	2 871	1 910
NEW CALEDON	148 413	55 111	35 679	RUSSIA	8 419	1 615	1 059
EXPORTS	5 056 950	495 687	316 891	SLOVENIA	91 020	5 247	3 450
FRANCE	2 461 422	138 095	88 440	USA	1 457	348	224
BELGIUM LUX	381 555	51 297	32 613	CUBA	1 843	340	235
NETHERLANDS	327 502	23 330	14 970	BRAZIL	635 182	39 199	25 384
ITALY	543 644	54 112	34 465	CHINA	1 873	299	191
UNITD KINGDOM	121 773	23 363	14 869	JAPAN	440	107	65
IRELAND	469	122	79	TAIWAN	395 770	82 993	51 546
DENMARK	17 961	3 633	2 342	HONG KONG	251	80	55
GREECE	13 997	1 271	801	AUSTRALIA	4 797	1 670	1 057
PORTUGAL	20 922	1 630	1 044	EXPORTS	14 477 875	816 419	522 928
SPAIN	107 296	15 565	9 883	FRANCE	1 836 495	134 123	85 529
NORWAY	10 488	1 262	800	BELGIUM LUX	1 098 072	61 151	38 984
SWEDEN	73 750	25 328	16 179	NETHERLANDS	385 923	25 700	16 519
FINLAND	19 404	4 050	2 595	ITALY	2 067 319	123 129	78 308
SWITZERLAND	222 177	15 252	9 821	UNITD KINGDOM	918 998	64 806	41 656
AUSTRIA	164 561	20 334	13 015	IRELAND	940	90	57
YUGOSLAVIA	7 643	1 922	1 183	DENMARK	39 512	2 306	1 458
TURKEY	22 446	2 157	1 375	GREECE	4 105	499	317
SOVIET UNION	759	249	155	PORTUGAL	1 101	89	58
POLAND	11 935	2 405	1 541	SPAIN	69 470	3 403	2 183
CZECHOSLOVA	24 449	4 840	3 106	NORWAY	441 469	16 428	10 745
HUNGARY	7 836	1 399	893	SWEDEN	71 554	6 974	4 431
ROMANIA	3 384	667	429	FINLAND	5 719	346	212
BULGARIA	976	408	253	SWITZERLAND	326 283	25 386	16 231
RUSSIA	1 290	386	260	AUSTRIA	1 694 232	111 620	72 306
YUGOSLAVIA	5 851	1 103	718	YUGOSLAVIA	894	95	59
SLOVENIA	9 053	943	631	TURKEY	45 783	1 763	1 145
CROATIA	3 667	500	327	SOVIET UNION	715	49	30
BOS HERZEGOV	458	131	88	POLAND	5 841	798	522
MOROCCO	12 648	601	375	CZECHOSLOVA	3 567	550	356
ALGERIA	6 554	274	180	HUNGARY	7 669	963	644
EGYPT	2 945	455	284	ROMANIA	264	61	41
NIGERIA	353	66	42	RUSSIA	616	61	40
GABON	2 363	336	214	SLOVENIA	2 033	299	190
ZAIRE	944	288	175	MOROCCO	98 612	2 577	1 563
SOUTH AFRICA	2 279	498	318	TUNISIA	194	153	97
USA	302 816	61 621	39 598	EGYPT	2 547	67	43
CANADA	15 600	2 935	1 864	GHANA	81 886	3 528	2 283
MEXICO	6 146	1 225	779	NIGERIA	28 271	932	578
EL SALVADOR	940	112	71	CAMEROON	49 584	2 637	1 662
COLOMBIA	4 463	580	374	SOUTH AFRICA	8 070	1 017	663
VENEZUELA	1 884	524	343	USA	2 709 613	124 831	79 805
ECUADOR	385	101	67	CANADA	534 638	27 692	18 213
PERU	714	182	120	MEXICO	25 543	1 723	1 114
BRAZIL	8 974	2 237	1 403	VENEZUELA	37	59	34
CHILE	444	62	38	SYRIA	1 034	130	79
ARGENTINA	2 986	901	574	IRAN	6 657	1 415	879
SYRIA	930	102	67	ISRAEL	1 231	118	81
IRAN	5 883	1 114	726	SAUDI ARABIA	4 827	680	430



6 IMPORTS AND EXPORTS (SPECIAL TRADE) BY GROUPS OF THE SITC-REV. III AND BY COUNTRIES OF PRODUCTION AND CONSUMPTION 1992

GROUP COUNTRY	DT = 100 KG	1 000 DM	1 000 \$	GROUP COUNTRY	DT = 100 KG	1 000 DM	1 000 \$
INDIA	20 093	1 962	1 275	EGYPT	149 478	11 793	7 524
THAILAND	526 477	16 813	10 731	SUDAN	3 248	166	106
INDONESIA	201 963	6 019	3 816	SENEGAL	4 123	155	103
MALAYSIA	5 304	157	97	COTE D'IVOIRE	18 580	1 737	1 067
CHINA	401 626	12 071	7 703	GHANA	32 785	2 701	1 707
SOUTH KOREA	515	120	75	TOGO	50 403	4 751	2 982
TAIWAN	629 627	27 502	17 486	NIGERIA	1 087 853	105 724	67 954
HONG KONG	108 673	3 184	1 981	CAMEROON	20 205	1 696	1 114
AUSTRALIA	232	61	39	GABON	747	124	78
673 FLAT-ROLLED IRON ETC.				CONGO	697	142	91
IMPORTS	59 017 542	4 038 929	2 585 024	ZAIRE	7 863	825	526
FRANCE	6 234 081	503 863	321 692	ANGOLA	4 505	387	253
BELGIUM LUX	15 481 420	1 132 508	724 827	ETHIOPIA	22 095	1 532	952
NETHERLANDS	5 209 319	374 981	239 847	KENYA	191 857	11 862	7 438
ITALY	2 071 382	167 059	106 552	TANZANIA	150 119	8 587	5 432
UNITED KINGDOM	3 733 232	268 158	171 637	REUNION	972	78	48
IRELAND	2 575	305	201	ZAMBIA	3 242	269	170
DENMARK	1 098 791	78 975	50 454	ZIMBABWE	11 688	720	449
GREECE	85 551	7 642	4 897	SOUTH AFRICA	59 253	5 882	3 783
PORTUGAL	7 211	808	388	USA	5 679 640	382 708	245 783
SPAIN	657 689	46 664	29 452	CANADA	550 276	32 854	20 885
NORWAY	9 851	774	490	MEXICO	884 785	77 228	49 382
SWEDEN	2 832 170	197 985	126 494	GUATEMALA	5 090	424	268
FINLAND	1 457 248	107 323	68 605	HONDURAS	7 882	587	384
SWITZERLAND	681 619	54 435	34 798	EL SALVADOR	15 730	1 224	765
AUSTRIA	4 038 908	322 231	206 216	COSTA RICA	9 502	723	471
YUGOSLAVIA	7 700	442	269	CUBA	13 729	1 178	744
LITHUANIA	10 848	308	193	HAITI	12 343	1 349	857
SOVIET UNION	2 215 109	109 709	68 149	DOMINIC REP	2 512	245	157
POLAND	1 458 320	62 487	40 005	JAMAICA	10 217	712	482
CZECHOSLOVAKIA	3 372 973	173 359	111 041	TRINIDAD TOB	1 514	126	84
HUNGARY	781 758	43 736	27 884	NETH ANTILL	4 484	273	188
ROMANIA	599 689	33 726	21 861	COLOMBIA	215 505	14 830	9 575
BULGARIA	649 465	30 581	19 386	VENEZUELA	30 494	2 552	1 612
UKRAINE	353 646	18 898	12 644	ECUADOR	86 817	8 686	5 496
RUSSIA	4 822 262	215 485	141 560	PERU	56 796	3 969	2 632
YUGOSLAVIA	83 017	3 887	2 513	BRAZIL	137 359	10 731	6 927
SLOVENIA	9 422	779	506	CHILE	43 897	3 269	2 114
ALGERIA	21 105	1 235	829	BOLIVIA	1 841	194	123
EGYPT	11 561	610	402	ARGENTINA	274 349	13 523	8 409
SOUTH AFRICA	204 547	11 840	7 766	LEBANON	725	59	38
USA	12 071	1 396	905	SYRIA	105 152	6 144	3 893
CANADA	172 193	9 229	5 697	IRAN	2 095 935	148 313	94 428
BRAZIL	374 579	21 621	13 846	ISRAEL	67 863	5 026	3 223
ARGENTINA	97 734	5 826	4 000	JORDAN	47 261	3 026	1 980
BAHRAIN	196	65	44	SAUDI ARABIA	1 058 845	72 566	45 981
INDIA	862	171	109	KUWAIT	7 958	534	341
CHINA	1 754	186	121	BAHRAIN	3 074	279	176
SOUTH KOREA	347 836	24 695	15 421	QATAR	7 684	472	325
JAPAN	14 200	4 870	3 145	ARAB EMIRAT	156 475	10 344	6 659
EXPORTS	73 785 316	5 424 673	3 476 140	OMAN	579	52	34
FRANCE	8 777 688	689 865	440 532	YEMEN	1 733	91	56
BELGIUM LUX	4 293 656	345 155	221 187	PAKISTAN	495 618	22 338	14 373
NETHERLANDS	5 946 942	476 238	305 118	INDIA	2 166 593	147 324	93 515
ITALY	7 453 033	464 169	297 891	BANGLADESH	2 974	433	271
UNITED KINGDOM	4 617 230	354 614	227 878	SRI LANKA	1 609	151	95
IRELAND	55 828	5 781	3 720	NEPAL	2 434	171	113
DENMARK	1 329 644	106 978	68 664	BHUTAN	11 331	838	574
GREECE	944 247	48 022	30 797	THAILAND	546 539	18 235	11 642
PORTUGAL	1 902 385	119 844	77 286	VIETNAM	988	79	50
SPAIN	5 247 232	379 373	242 882	INDONESIA	46 676	2 738	1 729
CANARY IS	1 733	108	69	MALAYSIA	9 772	955	607
ICELAND	4 746	531	339	SINGAPORE	51 137	5 678	3 827
NORWAY	409 632	31 996	20 543	PHILIPPINES	10 801	534	335
SWEDEN	1 343 392	110 215	70 525	CHINA	297 771	26 607	16 598
FINLAND	110 688	9 616	6 206	NORTH KOREA	1 136	117	78
SWITZERLAND	2 700 220	207 094	133 173	SOUTH KOREA	239 864	15 502	9 714
AUSTRIA	1 884 136	166 137	106 858	JAPAN	418 847	23 328	14 684
MALTA	377	87	51	TAIWAN	61 734	5 813	3 883
YUGOSLAVIA	282 476	25 223	15 485	HONG KONG	55 948	4 741	2 991
TURKEY	684 601	46 884	29 751	AUSTRALIA	6 370	1 211	780
ESTONIA	3 263	1 145	735	NEW ZEALAND	808	100	63
LATVIA	2 004	99	62	674 FLAT-ROLLED PLATED IRON			
SOVIET UNION	907 447	67 551	42 041	IMPORTS	19 496 620	2 148 159	1 377 135
POLAND	403 906	37 844	24 501	FRANCE	4 624 290	529 566	339 266
CZECHOSLOVAKIA	544 716	50 622	32 487	BELGIUM LUX	5 784 263	607 648	389 615
HUNGARY	215 239	19 230	12 296	NETHERLANDS	1 817 021	209 804	134 251
ROMANIA	10 359	1 562	1 008	ITALY	556 473	64 941	41 279
BULGARIA	32 784	3 523	2 228	UNITED KINGDOM	1 777 925	220 868	141 946
UKRAINE	140 184	9 957	6 294	IRELAND	595	456	297
BELARUS	11 060	924	596	DENMARK	12 647	2 455	1 571
RUSSIA	4 765 798	332 853	216 966	GREECE	92 815	8 935	5 742
TURKMENISTAN	2 100	79	50	PORTUGAL	59 266	5 347	3 433
UZBEKISTAN	17 784	1 270	838	SPAIN	150 747	15 237	9 652
YUGOSLAVIA	61 779	6 243	3 952	NORWAY	2 989	674	434
SLOVENIA	146 912	13 651	8 948	SWEDEN	348 712	35 633	22 871
CROATIA	176 515	14 281	9 367	FINLAND	278 570	27 344	17 348
BOS HERZEGOV	2 749	319	216	SWITZERLAND	33 457	5 647	3 660
MOROCCO	307 554	20 465	13 229	AUSTRIA	2 549 245	291 998	187 002
ALGERIA	53 438	5 574	3 611	YUGOSLAVIA	1 327	110	66
TUNISIA	129 156	8 935	5 677	TURKEY	508	106	68
LIBYA	890	230	151	SOVIET UNION	211	143	89
				POLAND	236 008	18 331	11 767
				CZECHOSLOVAKIA	274 916	22 159	14 577



## 6 IMPORTS AND EXPORTS (SPECIAL TRADE) BY GROUPS OF THE SITC-REV. III AND BY COUNTRIES OF PRODUCTION AND CONSUMPTION 1992

GROUP COUNTRY	DT = 100 KG	1 000 DM	1 000 \$	GROUP COUNTRY	DT = 100 KG	1 000 DM	1 000 \$
YUGOSLAVIA	27 108	1 838	1 270	ARAB EMIRAT	13 003	1 563	974
CROATIA	884	66	42	YEMEN	36 418	6 085	3 990
SOUTH AFRICA	174 476	13 704	8 812	PAKISTAN	334 732	15 586	10 036
USA	9 906	2 529	1 626	INDIA	119 154	8 686	5 549
CANADA	2 083	248	161	BANGLADESH	3 286	203	129
BRAZIL	70 028	6 354	4 226	SRI LANKA	22 283	2 679	1 699
ARGENTINA	1 328	119	79	THAILAND	24 583	2 022	1 262
MALAYSIA	587	61	39	INDONESIA	316	71	47
SOUTH KOREA	90 232	7 678	4 799	MALAYSIA	19 291	3 978	2 524
JAPAN	144 133	17 871	11 569	SINGAPORE	32 556	7 336	4 731
HONG KONG	57	69	44	PHILIPPINES	183	110	70
AUSTRALIA	372 652	30 074	19 441	MONGOLIA	113	53	32
EXPORTS	21 784 720	2 621 432	1 681 139	CHINA	476 423	54 681	35 244
FRANCE	2 632 172	305 809	195 899	SOUTH KOREA	6 769	1 787	1 125
BELGIUM LUX	1 136 258	172 307	109 763	JAPAN	100 718	12 272	7 883
NETHERLANDS	2 549 802	335 101	215 456	TAIWAN	11 276	1 354	871
ITALY	1 498 043	154 300	99 031	HONG KONG	21 494	2 131	1 392
UNIT KINGDOM	2 260 025	265 702	170 410	AUSTRALIA	10 804	2 276	1 457
IRELAND	21 626	4 350	2 814	NEW ZEALAND	2 971	519	329
DENMARK	570 363	70 448	45 224	675 FLAT-ROLLED, ALLOY STEEL			
GREECE	238 073	30 319	19 159	IMPORTS	6 295 000	1 868 440	1 198 044
PORTUGAL	208 798	23 275	14 940	FRANCE	1 249 061	383 762	245 365
SPAIN	1 123 401	137 222	87 221	BELGIUM LUX	969 230	301 574	193 711
ICELAND	20 078	2 670	1 742	NETHERLANDS	112 112	36 151	23 144
NORWAY	23 866	3 808	2 449	ITALY	698 449	183 536	117 314
SWEDEN	922 798	98 657	63 279	UNIT KINGDOM	383 887	140 975	90 508
FINLAND	116 873	12 440	7 893	IRELAND	323	137	86
SWITZERLAND	680 855	84 606	54 537	DENMARK	6 487	1 709	1 089
AUSTRIA	878 009	117 837	75 653	GREECE	488	81	53
MALTA	2 533	281	175	SPAIN	367 654	111 542	71 557
YUGOSLAVIA	46 937	6 657	4 092	NORWAY	510	269	168
TURKEY	161 140	20 126	12 953	SWEDEN	1 078 659	309 853	198 423
SOVIET UNION	36 376	5 279	3 274	FINLAND	455 232	139 726	89 650
POLAND	155 125	19 745	12 698	SWITZERLAND	24 105	10 001	6 404
CZECHOSLOVIA	65 784	9 733	6 271	AUSTRIA	533 983	125 088	80 273
HUNGARY	67 250	9 625	6 212	YUGOSLAVIA	3 205	584	355
ROMANIA	3 469	559	350	TURKEY	545	128	82
BULGARIA	14 246	2 183	1 405	LATVIA	1 626	100	67
UKRAINE	759	346	219	SOVIET UNION	3 819	269	164
RUSSIA	97 901	8 643	5 769	POLAND	17 994	3 023	1 884
AZERBAIJAN	7 412	1 717	1 158	CZECHOSLOVIA	22 209	3 472	2 191
UZBEKISTAN	30 426	6 633	4 326	HUNGARY	2 917	462	305
TADJIKISTAN	241	49	31	ROMANIA	2 725	1 434	990
YUGOSLAVIA	16 671	2 434	1 542	UKRAINE	4 908	769	529
SLOVENIA	53 341	6 869	4 562	RUSSIA	33 279	5 684	3 738
CROATIA	17 708	2 056	1 359	SLOVENIA	17 559	2 511	1 681
BOS HERZEGOV	496	187	126	SOUTH AFRICA	4 684	1 022	644
MOROCCO	99 622	14 875	9 529	USA	18 637	16 221	10 474
ALGERIA	1 044	204	130	CANADA	32	76	49
TUNISIA	12 164	1 377	893	MEXICO	33 579	9 955	6 573
LIBYA	8 045	1 514	960	BRAZIL	8 237	2 213	1 461
EGYPT	140 896	19 735	12 678	INDIA	9 171	3 348	2 197
SUDAN	8 746	1 987	1 232	SINGAPORE	371	354	227
BURKINA FASO	734	172	107	SOUTH KOREA	65 834	14 721	9 434
COTE D'IVOIRE	1 744	197	131	JAPAN	162 987	57 392	37 069
GHANA	9 676	1 433	921	HONG KONG	91	175	108
NIGERIA	30 211	3 683	2 368	EXPORTS	15 012 150	3 489 894	2 243 613
CAMEROON	824	97	60	FRANCE	1 301 227	278 559	178 618
CONGO	2 940	560	363	BELGIUM LUX	2 490 123	545 628	349 920
ZAIRE	1 556	315	199	NETHERLANDS	691 258	200 506	128 597
ANGOLA	357	65	42	ITALY	1 210 914	264 538	169 133
ETHIOPIA	11 721	1 199	764	UNIT KINGDOM	3 456 953	794 926	510 778
KENYA	51 337	6 530	4 229	IRELAND	6 134	1 486	960
UGANDA	723	119	75	DENMARK	186 256	54 179	35 003
TANZANIA	2 296	273	186	GREECE	81 511	22 336	14 351
ZIMBABWE	585	74	48	PORTUGAL	79 998	26 947	17 253
MALAWI	194	64	41	SPAIN	347 634	66 106	42 574
SOUTH AFRICA	349 629	40 257	26 201	NORWAY	147 810	42 963	27 879
USA	2 462 127	280 814	179 786	SWEDEN	443 832	94 699	60 440
CANADA	87 433	7 940	5 083	FINLAND	164 864	34 015	22 015
MEXICO	161 644	18 575	11 977	SWITZERLAND	424 931	134 513	86 502
GUATEMALA	7 842	1 547	991	AUSTRIA	452 244	136 759	87 893
HONDURAS	2 381	202	127	MALTA	11 140	3 625	2 351
NICARAGUA	1 874	188	125	YUGOSLAVIA	38 423	12 410	7 609
COSTA RICA	36 249	4 562	2 905	TURKEY	193 585	55 509	35 719
PANAMA	18 201	3 193	2 060	SOVIET UNION	9 223	2 912	1 801
CUBA	450	48	30	POLAND	66 652	18 118	11 692
HAITI	1 082	78	51	CZECHOSLOVIA	46 730	14 336	9 297
DOMINIC REP	18 411	2 153	1 353	HUNGARY	43 326	14 041	9 066
COLOMBIA	19 256	1 630	1 009	ROMANIA	35 450	8 422	5 403
VENEZUELA	5 045	946	610	BULGARIA	19 663	3 569	2 255
ECUADOR	89 894	12 557	8 060	ALBANIA	3 080	348	221
PERU	4 382	537	351	UKRAINE	3 636	949	614
BRAZIL	49 175	6 856	4 431	BELARUS	3 024	1 125	711
CHILE	14 675	1 417	912	RUSSIA	5 607	2 691	1 798
URUGUAY	1 637	261	170	YUGOSLAVIA	9 100	2 576	1 644
ARGENTINA	41 457	4 223	2 688	SLOVENIA	34 002	12 252	8 070
CYPRUS	29 953	2 761	1 777	CROATIA	13 153	4 256	2 809
LEBANON	14 651	1 859	1 220	BOS HERZEGOV	313	154	105
SYRIA	49 803	2 420	1 514	MOROCCO	7 744	1 771	1 129
IRAN	619 888	78 249	50 560	ALGERIA	30 473	10 635	7 022
ISRAEL	241 472	28 918	18 540	TUNISIA	2 404	884	569
JORDAN	55 785	5 519	3 539				
SAUDI ARABIA	110 956	13 100	8 270				
KUWAIT	7 788	620	391				



## 6 IMPORTS AND EXPORTS (SPECIAL TRADE) BY GROUPS OF THE SITC-REV. III AND BY COUNTRIES OF PRODUCTION AND CONSUMPTION 1992

GROUP COUNTRY	DT = 100 KG	1 000 DM	1 000 \$	GROUP COUNTRY	DT = 100 KG	1 000 DM	1 000 \$
EGYPT	41 786	10 008	6 412	SOUTH KOREA	52 860	17 165	10 771
SUDAN	755	197	118	JAPAN	93 827	28 572	18 443
MAURITANIA	1 084	128	78	TAIWAN	1 086	340	218
SENEGAL	734	108	72	EXPORTS	36 738 177	3 343 360	2 144 575
CTE D IVOIRE	662	87	60	FRANCE	6 377 117	606 573	388 610
NIGERIA	1 246	273	170	BELGIUM LUX	3 719 934	295 399	189 400
CENT AFR REP	159	52	34	NETHERLANDS	6 217 169	465 079	298 293
ANGOLA	637	325	219	ITALY	3 900 316	375 690	240 485
KENYA	293	106	67	UNITED KINGDOM	2 268 146	206 374	132 586
TANZANIA	223	80	52	IRELAND	44 748	9 008	5 738
ZIMBABWE	2 321	660	427	DENMARK	1 004 239	100 841	64 604
SOUTH AFRICA	50 972	12 680	8 182	GREECE	207 795	13 569	8 780
USA	412 599	92 321	59 506	PORTUGAL	171 557	23 407	14 901
CANADA	123 530	37 533	24 028	SPAIN	1 010 421	97 658	62 659
MEXICO	170 313	34 960	21 943	CANARY IS	151	64	38
PANAMA	100	107	64	ICELAND	16 236	1 638	1 075
CUBA	7 133	937	578	NORWAY	362 363	39 549	25 520
DOMINIC REP	443	154	103	SWEDEN	693 899	74 671	47 938
COLOMBIA	5 897	1 961	1 268	FINLAND	319 701	27 633	17 816
VENEZUELA	25 190	7 186	4 677	SWITZERLAND	1 621 500	197 760	127 212
ECUADOR	1 279	366	249	AUSTRIA	1 327 488	152 184	97 910
PERU	4 866	846	544	MALTA	1 427	224	150
BRAZIL	38 405	12 840	8 259	YUGOSLAVIA	37 313	5 889	3 615
CHILE	42 313	6 042	3 911	TURKEY	242 873	25 563	16 342
BOLIVIA	51	61	41	SOVIET UNION	19 699	2 986	1 849
URUGUAY	804	230	147	POLAND	212 516	25 094	16 218
ARGENTINA	37 098	10 456	6 777	CZECHOSLOVAKIA	167 765	22 552	14 605
CYPRUS	1 828	671	441	HUNGARY	125 983	17 742	11 338
LEBANON	2 206	848	539	ROMANIA	11 823	3 918	2 487
SYRIA	12 740	2 729	1 712	BULGARIA	13 531	2 259	1 427
IRAN	124 915	34 591	22 498	ALBANIA	935	160	102
ISRAEL	41 915	9 110	5 886	UKRAINE	851	224	151
JORDAN	1 885	669	428	BELARUS	215	93	60
SAUDI ARABIA	21 313	7 140	4 445	RUSSIA	74 858	9 746	6 465
ARAB EMIRAT	13 168	1 934	1 233	YUGOSLAVIA	11 527	1 728	1 124
YEMEN	119	88	61	SLOVENIA	63 818	7 643	4 936
PAKISTAN	17 521	4 442	2 852	CROATIA	20 529	2 820	1 856
INDIA	552 403	69 157	44 815	BOS HERZEGOV	1 632	253	173
BANGLADESH	424	59	37	MOROCCO	97 922	4 414	2 977
THAILAND	69 181	19 202	12 385	ALGERIA	50 295	8 120	5 254
INDONESIA	3 397	729	468	TUNISIA	4 061	344	218
MALAYSIA	8 863	2 753	1 788	LIBYA	75 355	12 266	7 815
SINGAPORE	21 911	7 858	5 026	EGYPT	258 296	16 426	10 518
PHILIPPINES	4 637	1 262	822	SUDAN	895	114	76
CHINA	136 455	31 686	20 253	SENEGAL	1 896	226	136
SOUTH KOREA	106 699	15 752	10 361	SIERRA LEONE	1 006	70	44
JAPAN	42 667	10 865	6 987	GHANA	14 057	1 206	796
TAIWAN	582 930	110 527	72 860	TOGO	119	81	49
HONG KONG	160 551	43 365	28 043	NIGERIA	208 278	11 464	7 411
AUSTRALIA	48 564	13 983	9 243	CAMEROON	1 160	115	70
NEW ZEALAND	1 236	366	237	GABON	575	84	55
SOLOMON IS	354	242	148	ANGOLA	3 160	297	196
676 IRON, STL. BAR, SHAPES ETC.				ETHIOPIA	6 611	868	564
IMPORTS	58 546 485	4 251 049	2 723 721	KENYA	6 699	419	268
FRANCE	9 719 627	763 347	489 061	TANZANIA	15 894	4 603	2 802
BELGIUM LUX	7 429 670	529 156	339 161	MADAGASCAR	32 687	1 797	1 129
NETHERLANDS	3 268 112	235 457	151 315	REUNION	4 481	241	153
ITALY	10 448 089	745 237	477 042	ZAMBIA	4 004	561	356
UNITED KINGDOM	4 907 480	336 712	216 046	ZIMBABWE	178	60	38
IRELAND	525 374	33 021	21 003	SOUTH AFRICA	21 544	5 941	3 804
DENMARK	742 856	50 267	32 063	USA	1 050 630	103 752	67 107
GREECE	801	57	36	CANADA	215 283	24 251	15 678
PORTUGAL	135 078	6 767	4 303	MEXICO	96 331	15 714	10 120
SPAIN	3 221 414	225 601	144 139	GUATEMALA	3 473	105	64
NORWAY	964 523	56 760	36 247	EL SALVADOR	3 412	381	237
SWEDEN	1 995 600	215 680	138 204	COSTA RICA	367	135	87
FINLAND	576 892	45 849	29 557	PANAMA	5 124	278	187
SWITZERLAND	3 487 767	226 521	145 257	CUBA	6 519	935	599
AUSTRIA	1 103 127	169 691	108 785	GUADELOUPE	3 056	175	108
YUGOSLAVIA	125 742	12 637	7 760	NETH ANTILL	10 824	692	427
TURKEY	106 880	7 081	4 548	COLOMBIA	10 194	1 627	1 038
LATVIA	2 697	113	70	VENEZUELA	25 648	2 701	1 716
SOVIET UNION	114 732	9 276	5 717	GUYANA	1 944	88	54
POLAND	3 591 989	182 943	117 843	SURINAME	659	51	31
CZECHOSLOVAKIA	3 574 593	177 819	113 763	ECUADOR	1 225	252	157
HUNGARY	607 080	30 293	19 231	PERU	22 132	1 237	789
ROMANIA	385 068	20 587	13 163	BRAZIL	7 857	3 614	2 371
BULGARIA	13 164	845	538	CHILE	8 468	1 930	1 232
UKRAINE	10 053	701	474	BOLIVIA	429	70	44
RUSSIA	191 689	13 279	8 653	ARGENTINA	6 213	1 982	1 261
YUGOSLAVIA	24 406	2 533	1 590	CYPRUS	8 313	682	426
SLOVENIA	237 884	23 348	15 418	LEBANON	9 831	582	362
CROATIA	226	98	67	SYRIA	129 355	5 784	3 749
LIBYA	1 325	83	54	IRAN	452 160	53 300	33 837
EGYPT	483 825	23 580	15 050	ISRAEL	286 111	17 474	11 555
SOUTH AFRICA	174 316	10 560	6 790	JORDAN	13 465	1 335	861
USA	86 017	16 336	10 386	SAUDI ARABIA	58 542	5 060	3 223
CANADA	990	306	197	KUWAIT	1 406	243	155
MEXICO	1 584	113	70	BAHRAIN	7 791	595	383
TRINIDAD TOB	25 409	1 212	767	QATAR	8 053	476	295
BRAZIL	63 909	14 112	9 055	ARAB EMIRAT	24 535	2 363	1 517
ISRAEL	820	361	235	PAKISTAN	37 972	3 953	2 527
INDIA	41 918	14 796	9 482	INDIA	55 228	8 730	5 628
CHINA	5 235	1 717	1 076	BANGLADESH	1 177	307	202
				SRI LANKA	428	64	42



## 6 IMPORTS AND EXPORTS (SPECIAL TRADE) BY GROUPS OF THE SITC-REV. III AND BY COUNTRIES OF PRODUCTION AND CONSUMPTION 1992

GROUP COUNTRY	DT = 100 KG	1 000 DM	1 000 \$	GROUP COUNTRY	DT = 100 KG	1 000 DM	1 000 \$
NEPAL	7 356	327	213	BELGIUM LUX	875 545	169 163	108 137
MYANMAR	1 556	113	72	NETHERLANDS	358 829	39 472	25 372
THAILAND	320 582	21 320	13 598	ITALY	553 324	79 880	51 118
VIETNAM	2 038	126	85	UNITD KINGDOM	131 872	28 126	17 919
INDONESIA	161 493	13 397	8 431	IRELAND	444	232	148
MALAYSIA	153 340	11 657	7 362	DENMARK	13 941	2 272	1 452
SINGAPORE	192 558	15 059	9 540	GREECE	10 236	1 509	958
PHILIPPINES	9 199	1 589	1 025	PORTUGAL	599	113	71
CHINA	1 874 856	80 054	50 810	SPAIN	46 564	6 558	4 233
SOUTH KOREA	64 463	8 344	5 352	SWEDEN	132 348	73 474	46 833
JAPAN	11 598	4 605	2 965	FINLAND	5 313	527	335
TAIWAN	126 352	16 897	10 878	SWITZERLAND	103 687	24 570	15 764
HONG KONG	120 668	12 178	7 806	AUSTRIA	306 594	49 305	31 534
AUSTRALIA	28 555	8 625	5 581	YUGOSLAVIA	7 174	618	378
NEW ZEALAND	3 653	1 507	967	LITHUANIA	11 397	540	352
KIRIBATI	5 084	292	196	SOVIET UNION	5 636	325	201
677 RAILWAY TRACK IRON, STEEL				POLAND	96 871	6 493	4 220
IMPORTS	1 283 727	135 692	86 804	CZECHOSLOVA	803 746	46 866	30 043
FRANCE	23 266	4 863	3 102	HUNGARY	19 167	1 308	828
BELGIUM LUX	110 578	13 457	8 662	UKRAINE	1 815	87	55
NETHERLANDS	15 455	1 244	786	RUSSIA	2 888	176	117
ITALY	1 863	469	299	YUGOSLAVIA	3 421	214	135
UNITD KINGDOM	9 884	1 361	878	SLOVENIA	6 402	757	501
DENMARK	2 809	500	321	CROATIA	358	121	78
GREECE	430	75	50	SOUTH AFRICA	104 072	8 358	5 391
NORWAY	2 249	126	78	USA	5 227	3 494	2 234
SWEDEN	26 916	1 899	1 212	BRAZIL	384	155	98
SWITZERLAND	1 476	1 746	1 138	INDIA	3 080	1 200	790
AUSTRIA	518 206	65 870	41 871	THAILAND	513	379	243
SOVIET UNION	442	86	54	CHINA	25 015	2 732	1 730
POLAND	453 965	34 388	22 169	SOUTH KOREA	4 870	3 098	2 010
CZECHOSLOVA	82 549	4 933	3 205	JAPAN	30 411	16 658	10 758
HUNGARY	730	75	46	TAIWAN	716	455	291
USA	1 468	221	152	HONG KONG	191	91	62
EXPORTS	1 728 319	133 003	85 248	EXPORTS	3 085 229	534 988	342 727
FRANCE	269 187	9 692	6 191	FRANCE	871 813	101 998	65 169
BELGIUM LUX	23 787	4 251	2 751	BELGIUM LUX	302 443	45 095	28 851
NETHERLANDS	166 276	23 032	14 706	NETHERLANDS	531 560	85 738	54 934
ITALY	242 534	9 027	5 755	ITALY	72 475	19 702	12 670
UNITD KINGDOM	28 480	2 471	1 607	UNITD KINGDOM	55 775	17 226	11 041
IRELAND	2 860	1 371	904	IRELAND	8 075	3 277	2 119
DENMARK	6 781	3 333	2 134	DENMARK	184 544	23 033	14 757
GREECE	435	65	40	GREECE	8 042	1 403	906
PORTUGAL	998	640	408	PORTUGAL	19 117	7 522	4 812
SPAIN	7 570	3 800	2 421	SPAIN	34 166	10 432	6 634
NORWAY	15 907	3 847	2 423	NORWAY	15 382	2 909	1 875
SWEDEN	7 818	2 986	1 933	SWEDEN	35 368	7 564	4 839
FINLAND	9 476	2 950	1 881	FINLAND	12 064	3 741	2 388
SWITZERLAND	116 738	18 191	11 624	SWITZERLAND	240 640	47 069	30 194
AUSTRIA	32 179	6 420	4 126	AUSTRIA	163 536	31 036	19 894
YUGOSLAVIA	932	581	361	YUGOSLAVIA	12 429	3 033	1 868
TURKEY	980	400	260	TURKEY	10 934	4 809	3 121
POLAND	6 564	3 039	2 009	SOVIET UNION	1 622	387	236
CZECHOSLOVA	3 215	1 043	673	POLAND	23 793	4 429	2 854
HUNGARY	529	412	265	CZECHOSLOVA	20 826	4 966	3 189
ROMANIA	1 813	418	275	HUNGARY	40 069	8 240	5 313
BULGARIA	437	248	156	ROMANIA	1 214	941	600
YUGOSLAVIA	626	100	61	BULGARIA	1 430	870	560
SLOVENIA	40	63	42	RUSSIA	308	125	85
MOROCCO	25	52	32	YUGOSLAVIA	11 635	2 036	1 329
TUNISIA	145	99	63	SLOVENIA	5 477	1 942	1 283
LIBYA	5	49	31	CROATIA	2 127	466	300
EGYPT	604	1 143	774	BOS HERZEGOV	689	152	100
NIGERIA	9 103	1 222	797	MOROCCO	4 218	739	468
KENYA	260	125	79	ALGERIA	10 356	1 641	1 017
ZAMBIA	336	280	193	TUNISIA	417	74	46
SOUTH AFRICA	246	340	225	LIBYA	42 184	8 094	5 282
USA	50 213	4 922	3 073	EGYPT	2 723	794	512
CANADA	835	302	199	SENEGAL	292	50	31
MEXICO	644	200	135	GHANA	970	162	100
BAHAMAS	1 568	218	136	TOGO	729	103	69
VENEZUELA	1 952	1 461	982	NIGERIA	8 581	1 446	930
BRAZIL	245	67	43	ZAIRE	702	131	82
IRAN	1 729	830	519	ANGOLA	1 280	289	176
ISRAEL	1 965	854	535	ETHIOPIA	448	68	46
JORDAN	59	79	50	KENYA	203	52	34
INDIA	972	129	87	TANZANIA	714	113	72
THAILAND	105 608	1 928	1 177	REUNION	5 894	329	205
SINGAPORE	434	69	43	ZIMBABWE	73	74	46
CHINA	586 101	11 666	7 504	SOUTH AFRICA	5 805	3 357	2 164
SOUTH KOREA	1 795	274	182	USA	106 325	24 591	15 710
JAPAN	1 823	269	183	CANADA	4 299	2 741	1 749
TAIWAN	11 885	7 160	4 635	MEXICO	17 289	4 997	3 189
HONG KONG	1 653	269	167	GUATEMALA	176	54	34
AUSTRALIA	19	71	44	COSTA RICA	134	76	48
NEW ZEALAND	340	171	118	CUBA	1 094	229	147
678 WIRE OF IRON OR STEEL				DOMINIC REP	56	158	103
IMPORTS	4 507 069	691 612	442 721	COLOMBIA	3 515	752	491
FRANCE	832 989	122 041	78 074	VENEZUELA	6 529	1 521	955
				PERU	670	187	116
				BRAZIL	2 232	1 810	1 175
				CHILE	1 578	485	311
				BOLIVIA	261	91	61
				URUGUAY	245	238	149
				ARGENTINA	718	563	358



## 6 IMPORTS AND EXPORTS (SPECIAL TRADE) BY GROUPS OF THE SITC-REV. III AND BY COUNTRIES OF PRODUCTION AND CONSUMPTION 1992

GROUP COUNTRY	DT = 100 KG	1 000 DM	1 000 \$	GROUP COUNTRY	DT = 100 KG	1 000 DM	1 000 \$
CYPRUS	289	60	36	SWITZERLAND	758 613	278 196	177 901
LEBANON	1 970	293	191	AUSTRIA	898 503	253 789	163 234
SYRIA	21 180	3 588	2 293	ANDORRA	21	88	53
IRAN	31 895	5 267	3 364	MALTA	1 581	457	282
ISRAEL	23 639	4 064	2 603	YUGOSLAVIA	45 774	11 639	7 128
JORDAN	3 943	369	244	TURKEY	337 926	57 819	37 155
SAUDI ARABIA	687	253	161	LATVIA	509	48	31
KUWAIT	146	51	33	LITHUANIA	384	116	77
ARAB EMIRAT	652	180	114	SOVIET UNION	226 393	47 574	29 667
YEMEN	645	120	73	POLAND	212 680	43 396	27 956
PAKISTAN	335	233	154	CZECHOSLOVA	135 462	38 602	24 792
INDIA	4 940	2 759	1 788	HUNGARY	100 399	24 617	15 778
THAILAND	21 162	1 345	850	ROMANIA	8 552	3 653	2 318
INDONESIA	581	296	183	BULGARIA	17 555	5 615	3 518
MALAYSIA	252	160	104	ALBANIA	1 669	368	251
SINGAPORE	3 862	852	546	UKRAINE	1 799	487	328
PHILIPPINES	274	148	94	BELARUS	8 469	1 681	1 129
CHINA	37 308	8 611	5 543	RUSSIA	202 847	33 496	21 802
SOUTH KOREA	2 370	2 704	1 723	AZERBAIJAN	305	85	57
JAPAN	734	2 563	1 651	KAZAKHSTAN	113	261	165
TAIWAN	2 814	2 411	1 560	UZBEKISTAN	22 080	4 138	2 725
HONG KONG	3 278	1 068	691	KYRGYZSTAN	59	149	100
AUSTRALIA	1 294	604	390	YUGOSLAVIA	22 623	5 237	3 361
NEW ZEALAND	534	274	179	SLOVENIA	18 794	6 320	4 148
				CROATIA	53 344	9 786	6 392
679 TUBES,PIPES,ETC. IRON,STL				BOS HERZEGOV	242	107	72
IMPORTS	17 360 973	2 913 833	1 867 312	MOROCCO	19 005	3 141	2 026
FRANCE	1 681 487	320 961	205 396	ALGERIA	270 839	40 215	25 844
BELGIUM LUX	1 041 813	128 358	82 490	TUNISIA	310 090	50 044	32 238
NETHERLANDS	1 455 314	228 905	146 653	LIBYA	185 914	29 435	18 947
ITALY	4 332 655	603 929	386 327	EGYPT	77 080	16 026	10 239
UNITED KINGDOM	637 053	134 360	86 187	SUDAN	381	95	63
IRELAND	3 934	5 989	3 861	NIGER	3 716	658	447
DENMARK	360 716	94 613	61 529	CHAD	21 345	4 038	2 570
GREECE	22 903	2 676	1 693	SENEGAL	1 089	137	95
PORTUGAL	17 271	8 602	5 456	GAMBIA	190	145	90
SPAIN	333 800	81 004	51 750	GUINEA	223	180	114
NORWAY	61 059	10 914	7 032	GHANA	21 123	4 050	2 573
SWEDEN	460 762	174 170	111 274	TOGO	364	203	131
FINLAND	268 353	43 211	27 701	BENIN	413	215	135
SWITZERLAND	1 175 732	314 677	201 596	NIGERIA	232 268	37 619	23 865
AUSTRIA	1 331 601	269 554	172 823	CAMEROON	5 737	981	644
YUGOSLAVIA	144 178	13 304	8 155	GABON	99 839	13 483	8 904
TURKEY	192 388	17 656	11 429	CONGO	1 156	327	211
LITHUANIA	1 728	158	102	ZAIRE	614	477	323
SOVIET UNION	16 105	1 724	1 057	RWANDA	260	172	117
POLAND	717 461	77 481	49 713	BURUNDI	244	61	40
CZECHOSLOVA	1 589 772	131 817	84 316	ANGOLA	44 910	7 650	4 816
HUNGARY	545 988	49 147	31 388	ETHIOPIA	341	203	127
ROMANIA	131 534	11 917	7 686	KENYA	3 210	716	457
BULGARIA	13 294	3 913	2 651	UGANDA	1 509	643	404
UKRAINE	18 290	1 207	810	TANZANIA	6 936	1 131	714
RUSSIA	25 628	4 115	2 685	MOZAMBIQUE	463	87	54
YUGOSLAVIA	124 256	9 220	5 944	MAURITIUS	272	75	49
SLOVENIA	57 224	7 581	4 995	ZAMBIA	69	95	59
CROATIA	236 014	21 092	13 942	ZIMBABWE	67 847	10 385	6 502
BOS HERZEGOV	401	72	49	MALAWI	611	109	69
EGYPT	1 365	198	125	SOUTH AFRICA	55 446	24 929	15 948
MOZAMBIQUE	2 142	195	128	NAMIBIA	3 687	366	232
SOUTH AFRICA	17 831	1 716	1 103	BOTSWANA	1 004	203	129
USA	44 218	39 788	25 453	USA	860 239	166 643	106 772
CANADA	1 433	2 530	1 610	CANADA	95 423	29 039	18 715
MEXICO	1 303	263	169	MEXICO	125 943	24 118	15 392
VENEZUELA	623	59	38	GUATEMALA	3 909	384	255
BRAZIL	130 108	17 900	11 470	NICARAGUA	251	103	62
ISRAEL	4 829	5 027	3 195	PANAMA	68	113	76
JORDAN		669	424	CUBA	2 044	463	286
QATAR	1 594	106	64	DOMINIC REP	445	70	44
INDIA	59 326	5 732	3 673	GUADELOUPE	208	72	50
THAILAND	9 736	3 694	2 357	JAMAICA	142	105	64
INDONESIA	33	70	43	TRINIDAD TOB	18 326	3 247	2 128
MALAYSIA	1 188	1 955	1 235	NETH ANTILL	4 678	711	454
CHINA	28 866	7 201	4 658	COLOMBIA	1 283	530	343
SOUTH KOREA	9 468	5 224	3 299	VENEZUELA	169 823	26 397	16 667
JAPAN	31 452	36 534	23 440	ECUADOR	439	157	104
TAIWAN	15 438	12 244	7 878	PERU	793	660	439
HONG KONG	36	75	51	BRAZIL	14 926	8 048	5 147
EXPORTS	23 079 506	4 753 144	3 042 603	CHILE	12 809	3 917	2 536
FRANCE	2 219 578	430 208	275 807	BOLIVIA	5 384	828	525
BELGIUM LUX	796 956	215 504	137 785	PARAGUAY	264	181	121
NETHERLANDS	3 602 266	678 116	434 005	URUGUAY	351	71	44
ITALY	2 688 924	480 359	306 884	ARGENTINA	6 266	6 582	4 110
UNITED KINGDOM	1 176 837	262 691	169 003	CYPRUS	1 440	383	247
IRELAND	46 040	11 283	7 236	LEBANON	7 049	956	612
DENMARK	863 219	174 180	111 790	SYRIA	162 358	20 556	13 212
GREECE	298 951	43 160	27 005	IRAN	550 130	111 283	71 578
PORTUGAL	142 119	32 426	20 710	ISRAEL	42 161	9 592	6 194
SPAIN	297 446	73 151	46 999	JORDAN	6 918	1 811	1 171
CANARY IS	5 695	974	628	SAUDI ARABIA	324 223	55 029	34 669
ICELAND	8 578	1 678	1 081	KUWAIT	674 347	56 846	37 267
NORWAY	453 487	137 671	87 246	BAHRAIN	2 316	836	526
SWEDEN	553 228	137 324	88 126	QATAR	43 104	6 866	4 335
FINLAND	231 840	59 708	38 207	ARAB EMIRAT	265 110	54 800	34 843
				OMAN	8 264	1 783	1 167
				YEMEN	7 549	1 154	728
				AFGHANISTAN	11 869	2 253	1 393
				PAKISTAN	7 823	2 467	1 590



## 6 IMPORTS AND EXPORTS (SPECIAL TRADE) BY GROUPS OF THE SITC-REV. III AND BY COUNTRIES OF PRODUCTION AND CONSUMPTION 1992

GROUP COUNTRY	DT = 100 KG	1 000 DM	1 000 \$	GROUP COUNTRY	DT = 100 KG	1 000 DM	1 000 \$
INDIA	255 608	62 239	40 089	USA	204	146 976	94 688
SRI LANKA	10 706	1 520	1 025	CANADA	7	4 929	3 143
MYANMAR	644	152	100	MEXICO	4	2 036	1 354
THAILAND	13 645	4 514	2 941	VENEZUELA	2	77	49
INDONESIA	84 085	11 841	7 560	BRAZIL	77	24 848	16 078
MALAYSIA	100 049	20 193	12 810	CHILE	30	443	276
SINGAPORE	145 372	25 215	16 169	BOLIVIA		137	87
PHILIPPINES	10 431	2 174	1 386	ARGENTINA	5	259	165
CHINA	966 326	163 156	103 499	CYPRUS	66	1 939	1 228
NORTH KOREA	179	184	115	LEBANON	2	133	82
SOUTH KOREA	46 633	17 868	11 412	IRAN	450	6 495	4 203
JAPAN	20 986	7 533	4 843	ISRAEL	203	4 192	2 685
TAIWAN	41 060	8 955	5 637	SAUDI ARABIA	14	524	332
HONG KONG	17 098	5 202	3 316	KUWAIT	15	377	240
AUSTRALIA	22 298	7 474	4 802	ARAB EMIRAT	251	5 004	3 212
NEW ZEALAND	751	373	243	PAKISTAN	29	660	414
NEW CALEDON	3 440	394	264	INDIA	19	635	400
				SRI LANKA	8	203	132
				THAILAND	85	2 612	1 681
				INDONESIA	2	107	71
				MALAYSIA	23	1 121	725
				SINGAPORE	122	4 086	2 645
				PHILIPPINES		390	251
				CHINA	12	211	136
				SOUTH KOREA	18	5 561	3 580
				JAPAN	186	90 033	58 372
				TAIWAN	109	1 961	1 264
				HONG KONG	254	14 753	9 493
				AUSTRALIA	42	2 256	1 455
				NEW ZEALAND	11	170	106
681 SILVER, PLATINUM, ETC.				682 COPPER			
IMPORTS	13 593	1 047 622	671 273	IMPORTS	10 625 087	4 558 129	2 921 480
FRANCE	1 502	41 475	26 525	FRANCE	975 820	502 953	321 948
BELGIUM LUX	1 371	53 064	33 526	BELGIUM LUX	1 445 330	664 240	426 398
NETHERLANDS	695	82 234	52 547	NETHERLANDS	158 164	83 956	53 907
ITALY	19	1 294	850	ITALY	354 002	200 314	128 007
UNTD KINGDOM	3 514	224 635	143 746	UNTD KINGDOM	346 475	194 742	124 820
DENMARK	20	370	242	IRELAND	924	1 549	994
SPAIN	96	1 795	1 129	DENMARK	41 814	17 142	10 971
NORWAY	17	11 934	7 586	GREECE	57 721	31 133	20 044
SWEDEN	748	16 659	10 501	PORTUGAL	967	600	380
FINLAND	63	1 110	726	SPAIN	109 783	64 677	41 459
SWITZERLAND	811	118 885	75 533	ICELAND	417	164	100
AUSTRIA	732	21 649	13 974	NORWAY	17 386	18 317	11 774
YUGOSLAVIA	34	735	451	SWEDEN	201 575	99 875	64 190
TURKEY	5	175	111	FINLAND	301 298	142 534	92 379
LATVIA	10	148	94	SWITZERLAND	179 899	124 048	79 524
LITHUANIA		203	130	AUSTRIA	189 776	119 068	76 045
SOVIET UNION	9	27 443	16 807	YUGOSLAVIA	17 648	6 927	4 241
POLAND	1 611	32 092	20 863	TURKEY	14 203	5 967	3 734
CZECHOSLOVA	127	2 838	1 814	ESTONIA	7 160	2 354	1 511
HUNGARY	1	1 300	877	LATVIA	17 224	5 432	3 493
ROMANIA		247	170	LITHUANIA	103 303	28 513	18 549
BULGARIA	191	3 612	2 411	SOVIET UNION	610 512	218 940	134 059
BELARUS		646	445	POLAND	1 800 244	649 255	416 431
RUSSIA	45	49 177	32 882	CZECHOSLOVA	126 609	41 468	26 877
YUGOSLAVIA	33	616	387	HUNGARY	99 106	36 608	23 648
CROATIA	4	138	93	ROMANIA	707	232	150
NIGERIA	3	49	31	BULGARIA	95 699	32 455	21 096
SOUTH AFRICA	310	245 906	157 950	UKRAINE	158 761	43 404	28 468
USA	305	57 241	36 353	BELARUS	32 998	10 810	6 903
CANADA	447	8 047	5 555	MOLDOVA	660	141	90
MEXICO		63	40	RUSSIA	852 134	299 056	194 704
BRAZIL	21	2 019	1 280	GEORGIA	5 714	2 014	1 387
CHILE	770	31 364	20 154	AZERBAIJAN	7 104	2 254	1 518
BOLIVIA	48	1 575	1 060	KAZAKHSTAN	26 234	11 348	7 352
SAUDI ARABIA	10	133	92	UZBEKISTAN	2 770	994	614
INDIA		220	133	YUGOSLAVIA	18 341	7 013	4 519
MYANMAR	15	314	199	SLOVENIA	38 971	16 235	10 709
JAPAN	2	5 063	3 252	CROATIA	83	57	37
TAIWAN	1	363	231	EGYPT	9 328	2 904	1 871
HONG KONG		643	433	ZAIRE	70 327	25 288	16 251
EXPORTS	12 345	758 449	487 189	TANZANIA	1 004	398	259
FRANCE	421	37 741	24 307	ZAMBIA	608	301	191
BELGIUM LUX	728	20 766	13 444	ZIMBABWE	210	66	44
NETHERLANDS	479	93 108	59 056	SOUTH AFRICA	297 790	104 198	66 803
ITALY	2 004	46 818	29 745	NAMIBIA	30 326	11 386	7 284
UNTD KINGDOM	438	63 763	41 215	BOTSWANA	42 069	14 517	9 285
IRELAND	6	2 966	1 861	USA	186 514	121 655	77 454
DENMARK	210	5 591	3 551	CANADA	139 858	56 151	35 839
GREECE	83	2 076	1 313	MEXICO	79 298	221	143
PORTUGAL	618	11 543	7 385	PERU	35 107	28 576	18 347
SPAIN	1 586	33 441	21 299	BRAZIL	862 666	310 992	200 259
NORWAY	272	6 183	3 966	CHILE	2 692	818	519
SWEDEN	453	12 287	7 918	IRAN	60 218	20 479	13 679
FINLAND	237	3 844	2 443	ISRAEL	30 839	11 503	7 517
SWITZERLAND	791	42 344	26 925	JORDAN	6 338	1 969	1 227
AUSTRIA	785	24 327	15 749	KUWAIT	196	61	38
MALTA	14	440	284	ARAB EMIRAT	720	222	144
YUGOSLAVIA	37	1 463	896	YEMEN	428	114	70
TURKEY	72	2 156	1 391	INDIA	3 376	1 381	848
ESTONIA	75	1 538	1 060	THAILAND	2 067	1 487	963
POLAND	277	1 757	1 119	SINGAPORE	31	169	112
CZECHOSLOVA	93	4 656	2 976				
HUNGARY	65	8 188	5 291				
ROMANIA	1	1 193	800				
BULGARIA	7	742	481				
YUGOSLAVIA	4	166	105				
SLOVENIA	24	1 481	977				
CROATIA	58	935	623				
ALGERIA	10	112	69				
TUNISIA		101	64				
EGYPT	79	1 290	827				
MAURITIUS	2	52	36				
SOUTH AFRICA	156	1 936	1 258				



## 6 IMPORTS AND EXPORTS (SPECIAL TRADE) BY GROUPS OF THE SITC-REV. III AND BY COUNTRIES OF PRODUCTION AND CONSUMPTION 1992

GROUP COUNTRY	DT = 100 KG	1 000 DM	1 000 \$	GROUP COUNTRY	DT = 100 KG	1 000 DM	1 000 \$
CHINA	5 539	5 237	3 321	CHINA	3 863	6 034	3 839
SOUTH KOREA	1 654	1 923	1 221	SOUTH KOREA	12 461	14 784	9 373
JAPAN	5 281	7 816	5 006	JAPAN	3 178	4 975	3 211
TAIWAN	5 491	5 155	3 283	TAIWAN	55 407	34 717	22 073
HONG KONG	136	244	153	HONG KONG	34 574	33 540	21 562
AUSTRALIA	326 894	121 178	77 049	AUSTRALIA	19 853	13 456	8 658
				NEW ZEALAND	3 469	2 691	1 765
EXPORTS	6 720 680	3 920 109	2 516 205	683 NICKEL			
FRANCE	948 224	560 597	359 081	IMPORTS	498 073	628 900	402 442
BELGIUM LUX	503 679	248 830	159 707	FRANCE	69 657	96 045	61 204
NETHERLANDS	574 780	336 918	216 107	BELGIUM LUX	7 716	9 338	5 984
ITALY	1 063 347	549 936	352 317	NETHERLANDS	3 058	5 401	3 466
UNTD KINGDOM	564 510	339 816	218 286	ITALY	804	1 405	917
IRELAND	28 389	18 814	12 129	UNTD KINGDOM	55 609	87 978	56 069
DENMARK	163 233	96 858	62 306	IRELAND	394	1 395	891
GREECE	25 865	19 677	12 654	DENMARK	101	84	54
PORTUGAL	95 409	55 127	35 313	SPAIN	22	164	104
SPAIN	278 657	178 247	114 068	NORWAY	81 763	93 822	60 020
CANARY IS	2 594	1 644	1 070	SWEDEN	5 650	10 639	6 770
ICELAND	524	688	452	FINLAND	19 317	21 170	13 509
NORWAY	48 390	33 368	21 446	SWITZERLAND	286	1 235	791
SWEDEN	201 384	108 768	70 056	AUSTRIA	2 061	5 381	3 430
FINLAND	63 159	40 865	26 177	TURKEY	348	255	160
SWITZERLAND	484 013	306 270	196 947	ESTONIA	5 762	4 775	3 100
AUSTRIA	634 684	345 266	221 748	LATVIA	4 383	4 010	2 559
MALTA	1 296	1 034	663	LITHUANIA	12 291	9 374	6 076
YUGOSLAVIA	15 707	9 991	6 134	SOVIET UNION	33 161	38 393	24 318
TURKEY	59 283	31 266	19 955	POLAND	1 685	1 521	998
ESTONIA	48	74	45	CZECHOSLOVA	1 883	2 160	1 380
LITHUANIA	200	74	49	BULGARIA	941	874	553
SOVIET UNION	1 684	1 609	1 006	UKRAINE	490	291	190
POLAND	18 921	14 357	9 439	BELARUS	198	174	117
CZECHOSLOVA	213 540	89 523	57 519	RUSSIA	63 026	64 092	42 241
HUNGARY	32 068	18 434	11 910	SLOVENIA	238	423	266
ROMANIA	2 098	1 448	932	ZIMBABWE	13 583	15 174	9 807
BULGARIA	1 816	1 749	1 117	SOUTH AFRICA	17 156	19 772	12 564
BELARUS	445	292	192	USA	11 008	33 093	21 145
RUSSIA	1 725	1 096	744	CANADA	47 648	56 553	36 282
AZERBAIJAN	2 165	1 358	879	BRAZIL	80	103	63
YUGOSLAVIA	4 355	3 101	2 004	JAPAN	119	497	320
SLOVENIA	19 906	12 586	8 286	AUSTRALIA	37 610	42 197	27 021
CROATIA	7 630	5 201	3 454	EXPORTS	232 967	450 773	289 481
MOROCCO	16 458	8 236	5 297	FRANCE	59 761	96 184	61 268
ALGERIA	3 095	1 539	958	BELGIUM LUX	10 748	18 941	12 138
TUNISIA	4 813	2 880	1 849	NETHERLANDS	52 023	59 912	38 983
LIBYA	1 245	875	571	ITALY	16 937	36 936	23 643
EGYPT	11 414	7 502	4 797	UNTD KINGDOM	14 267	31 058	20 026
CTE D IVOIRE	19	44	30	IRELAND	1 538	3 214	2 054
GHANA	3 130	1 652	1 066	DENMARK	673	2 213	1 437
NIGERIA	9 664	5 482	3 523	GREECE	135	468	301
ANGOLA	591	448	277	PORTUGAL	373	1 068	677
KENYA	726	454	284	SPAIN	3 605	8 848	5 705
UGANDA	110	142	89	NORWAY	457	2 272	1 447
TANZANIA	229	272	180	SWEDEN	2 338	10 040	6 281
SOUTH AFRICA	10 757	11 453	7 332	FINLAND	283	810	520
NAMIBIA	44	76	49	SWITZERLAND	6 882	19 469	12 517
USA	237 008	166 106	106 795	AUSTRIA	7 670	17 916	11 510
CANADA	19 541	13 249	8 513	MALTA	65	379	249
MEXICO	4 870	3 817	2 465	YUGOSLAVIA	380	865	525
GUATEMALA	78	82	52	TURKEY	575	1 659	1 075
EL SALVADOR	358	409	267	LITHUANIA	259	114	71
COSTA RICA	109	141	90	SOVIET UNION	319	2 358	1 420
CUBA	77	74	48	POLAND	584	1 404	927
NETH ANTILL	229	167	105	CZECHOSLOVA	4 001	4 783	3 102
COLOMBIA	1 971	1 135	735	HUNGARY	1 350	5 890	3 737
VENEZUELA	1 875	1 639	1 055	ROMANIA	1 740	3 385	2 270
SURINAME	22	57	39	BULGARIA	148	444	282
ECUADOR	147	163	109	RUSSIA	4	90	59
PERU	1 986	1 195	771	YUGOSLAVIA	163	1 333	840
BRAZIL	4 970	5 878	3 800	SLOVENIA	946	1 677	1 113
CHILE	267	445	285	BOS HERZEGOV	121	167	113
URUGUAY	125	128	81	MOROCCO	15	126	79
ARGENTINA	802	1 041	662	TUNISIA	24	126	79
CYPRUS	533	601	387	EGYPT	338	1 970	1 277
LEBANON	626	935	596	SUDAN	42	136	87
SYRIA	1 060	888	561	ETHIOPIA	2	49	34
IRAN	19 070	15 478	10 015	TANZANIA	2	71	44
ISRAEL	44 452	27 121	17 476	REUNION	5	97	59
JORDAN	953	950	609	MAURITIUS	4	55	34
SAUDI ARABIA	19 331	12 356	7 977	ZIMBABWE	54	110	70
KUWAIT	540	832	522	SOUTH AFRICA	844	3 071	1 970
BAHRAIN	535	361	237	USA	23 938	60 440	38 833
QATAR	613	437	277	CANADA	1 641	3 866	2 468
ARAB EMIRAT	3 600	2 662	1 718	MEXICO	762	2 802	1 781
OMAN	169	186	120	GUATEMALA	69	179	117
YEMEN	420	204	127	EL SALVADOR	3	46	30
PAKISTAN	2 467	1 976	1 264	COSTA RICA	6	90	58
INDIA	10 894	9 795	6 314	CUBA	161	458	295
BANGLADESH	883	352	225	DOMINIC REP	7	251	160
SRI LANKA	1 241	998	637	JAMAICA	51	108	69
NEPAL	188	135	89	COLOMBIA	289	668	440
THAILAND	4 373	4 227	2 754	VENEZUELA	868	2 030	1 308
INDONESIA	7 241	7 519	4 813				
MALAYSIA	19 248	10 618	6 825				
SINGAPORE	47 374	37 843	24 461				
PHILIPPINES	1 126	1 389	888				



## 6 IMPORTS AND EXPORTS (SPECIAL TRADE) BY GROUPS OF THE SITC-REV. III AND BY COUNTRIES OF PRODUCTION AND CONSUMPTION 1992

GROUP COUNTRY	DT = 100 KG	1 000 DM	1 000 \$	GROUP COUNTRY	DT = 100 KG	1 000 DM	1 000 \$
ECUADOR	4	56	34	JAPAN	27 225	15 002	9 615
PERU	192	377	243	TAIWAN	268	392	255
BRAZIL	551	1 626	1 047	HONG KONG	2 545	1 303	825
CHILE	60	352	224	AUSTRALIA	653	259	169
ARGENTINA	210	975	623	EXPORTS	10 324 590	5 273 398	3 385 564
SYRIA	192	229	148	FRANCE	1 439 217	771 045	494 302
IRAN	309	790	506	BELGIUM LUX	805 265	405 043	259 830
ISRAEL	713	1 372	879	NETHERLANDS	884 218	491 075	315 398
JORDAN	341	847	568	ITALY	1 072 574	492 291	315 557
SAUDI ARABIA	99	309	199	UNTD KINGDOM	1 443 578	711 437	457 729
KUWAIT	55	176	118	IRELAND	73 046	40 486	25 949
ARAB EMIRAT	382	572	361	DENMARK	232 675	149 374	96 108
PAKISTAN	109	1 250	830	GREECE	74 810	39 589	25 457
INDIA	999	2 821	1 798	PORTUGAL	55 812	38 176	24 416
THAILAND	281	627	407	SPAIN	218 738	145 361	93 311
INDONESIA	343	953	601	CANARY IS	3 830	2 838	1 822
MALAYSIA	37	140	90	CEUTA MEL	151	209	137
SINGAPORE	365	1 172	759	ICELAND	1 118	1 508	963
PHILIPPINES	47	237	152	FAEROE IS	75	98	64
CHINA	56	257	163	NORWAY	31 398	24 755	15 867
SOUTH KOREA	1 536	4 149	2 658	SWEDEN	288 645	155 100	99 519
JAPAN	3 470	9 569	6 187	FINLAND	85 252	48 819	31 364
TAIWAN	658	2 227	1 437	SWITZERLAND	668 689	322 581	206 652
HONG KONG	2 764	4 212	2 748	AUSTRIA	1 152 628	478 391	307 655
AUSTRALIA	1 579	4 294	2 780	ANDORRA	489	366	231
684 ALUMINIUM				MALTA	1 408	1 361	877
IMPORTS	18 688 809	6 269 643	4 019 741	YUGOSLAVIA	9 841	7 661	4 712
FRANCE	1 895 671	804 496	514 772	TURKEY	68 959	31 482	20 144
BELGIUM LUX	1 317 214	483 828	310 220	LATVIA	154	136	90
NETHERLANDS	1 659 511	717 178	460 399	LITHUANIA	387	969	646
ITALY	897 292	373 968	239 217	SOVIET UNION	565	925	569
UNTD KINGDOM	1 164 708	396 370	254 357	POLAND	160 779	55 106	35 353
IRELAND	23 863	15 546	9 866	CZECHOSLOVA	48 121	27 602	17 738
DENMARK	227 684	111 930	71 612	HUNGARY	20 322	13 984	9 019
GREECE	182 840	74 411	47 681	ROMANIA	2 723	1 431	919
PORTUGAL	1 225	629	391	BULGARIA	7 297	4 802	3 010
SPAIN	519 169	140 617	89 991	ALBANIA	228	175	117
CANARY IS	241	69	47	BELARUS	25	73	50
CEUTA MEL	503	114	77	RUSSIA	554	822	542
ICELAND	371 252	94 184	60 331	YUGOSLAVIA	4 676	2 745	1 786
NORWAY	2 706 424	703 181	450 278	SLOVENIA	8 202	6 065	4 016
SWEDEN	322 720	106 574	68 499	CROATIA	2 583	1 454	966
FINLAND	48 793	16 464	10 540	BOS HERZEGOV	605	618	424
SWITZERLAND	472 748	337 396	216 437	MOROCCO	12 104	7 231	4 653
AUSTRIA	795 122	431 236	276 485	ALGERIA	2 472	1 084	675
MALTA	2 787	1 084	707	TUNISIA	6 172	3 813	2 431
YUGOSLAVIA	51 832	14 919	9 155	LIBYA	715	844	518
TURKEY	74 971	33 065	21 138	EGYPT	8 925	7 300	4 634
ESTONIA	12 996	1 818	1 159	SUDAN	461	535	338
LATVIA	32 908	5 032	3 282	SENEGAL	82	125	79
LITHUANIA	38 816	5 427	3 502	CTE D IVOIRE	1 451	1 124	727
SOVIET UNION	553 895	111 201	68 208	GHANA	171	204	133
POLAND	178 139	49 203	31 998	TOGO	71	197	129
CZECHOSLOVA	148 567	41 226	26 424	BENIN	58	150	98
HUNGARY	139 564	43 215	27 913	NIGERIA	2 004	1 688	1 095
ROMANIA	8 207	2 388	1 526	CAMEROON	1 396	5 796	3 759
UKRAINE	16 218	2 830	1 878	CENT AFR REP	232	453	296
BELARUS	23 746	4 667	2 953	GABON	110	250	162
MOLDOVA	5	61	39	CONGO	101	363	227
RUSSIA	1 651 849	335 117	217 171	ZAIRE	125	265	175
GEORGIA	760	173	115	RWANDA	172	816	551
AZERBAIJAN	921	148	93	ANGOLA	897	625	383
KAZAKHSTAN	1 460	245	157	ETHIOPIA	194	176	115
UZBEKISTAN	2 982	513	354	KENYA	1 153	776	498
TADJIKISTAN	10 057	1 743	1 137	TANZANIA	87	69	44
KYRGYZSTAN	1 165	140	88	SEYCHELLES	13	81	52
YUGOSLAVIA	23 012	6 602	4 256	MOZAMBIQUE	70	56	34
SLOVENIA	61 218	17 811	11 748	MADAGASCAR	71	107	69
CROATIA	22 514	8 504	5 570	REUNION	156	263	164
EGYPT	225 671	49 952	32 323	MAURITIUS	113	172	112
GHANA	812 874	186 759	120 024	ZIMBABWE	607	336	208
CAMEROON	64 708	15 751	9 967	SOUTH AFRICA	14 351	12 354	7 970
RWANDA	509	98	68	USA	386 004	226 474	145 485
SOUTH AFRICA	14 063	3 480	2 190	CANADA	23 621	20 584	13 194
USA	156 875	83 626	53 657	ST PIERRE	209	44	30
CANADA	651 519	144 463	93 298	MEXICO	25 826	18 622	11 827
COSTA RICA	2 001	871	542	GUATEMALA	394	308	196
VENEZUELA	178 325	45 232	28 875	HONDURAS	274	189	126
SURINAME	128 263	27 842	17 681	EL SALVADOR	2 663	2 262	1 432
BRAZIL	552 123	130 821	84 509	COSTA RICA	525	822	518
CHILE	232	101	69	PANAMA	128	263	165
ARGENTINA	35 030	9 394	5 976	CUBA	830	1 185	758
LEBANON	394	151	98	HAITI	22	76	48
IRAN	172	47	31	BAHAMAS	25	144	99
ISRAEL	38 549	21 572	13 817	DOMINIC REP	819	952	613
SAUDI ARABIA	272	150	93	GUADELOUPE	516	542	352
BAHRAIN	92 373	25 427	16 531	MARTINIQUE	787	1 053	686
ARAB EMIRAT	32 263	7 947	5 020	JAMAICA	370	418	269
PAKISTAN	278	270	163	TRINIDAD TOB	29	50	32
INDIA	1 635	1 022	646	COLOMBIA	5 127	3 557	2 283
MALAYSIA	683	431	278	VENEZUELA	42 390	21 608	13 926
SINGAPORE	27	64	41	FRENCH GUIAN	32	93	63
CHINA	3 086	1 615	1 037	ECUADOR	5 020	3 590	2 309
SOUTH KOREA	214	144	89	PERU	222	315	206
				BRAZIL	39 671	22 518	14 604



## 6 IMPORTS AND EXPORTS (SPECIAL TRADE) BY GROUPS OF THE SITC-REV. III AND BY COUNTRIES OF PRODUCTION AND CONSUMPTION 1992

GROUP COUNTRY	DT = 100 KG	1 000 DM	1 000 \$	GROUP COUNTRY	DT = 100 KG	1 000 DM	1 000 \$
CHILE	16 074	10 999	7 086	SOUTH AFRICA	442	84	55
BOLIVIA	51	120	80	USA	1 906	1 373	889
PARAGUAY	235	913	583	MEXICO	118	106	65
URUGUAY	204	176	118	LEBANON	803	95	62
ARGENTINA	2 469	2 025	1 288	ISRAEL	3 288	495	324
CYPRUS	1 702	1 272	820	SAUDI ARABIA	3 601	735	462
LEBANON	1 930	945	613	ARAB EMIRAT	529	146	93
SYRIA	3 525	2 460	1 577	PAKISTAN	180	69	42
IRAN	53 405	40 079	25 674	INDONESIA	617	225	143
ISRAEL	43 529	25 832	16 615	SINGAPORE	45	99	64
JORDAN	1 990	1 517	965	SOUTH KOREA	800	116	79
SAUDI ARABIA	67 377	39 300	25 110	JAPAN	1 017	917	586
KUWAIT	4 185	3 065	2 027	TAIWAN	52	46	30
BAHRAIN	672	665	438	HONG KONG	252	58	36
QATAR	109	156	104				
ARAB EMIRAT	4 334	3 804	2 456	686 ZINC			
OMAN	536	611	397				
YEMEN	117	138	88	IMPORTS	3 613 519	784 515	502 642
PAKISTAN	10 222	7 259	4 679	FRANCE	506 663	136 456	87 878
INDIA	5 702	4 443	2 874	BELGIUM LUX	700 873	154 941	99 387
SRI LANKA	1 163	705	450	NETHERLANDS	552 125	118 233	75 777
MYANMAR	118	76	48	ITALY	91 270	22 962	14 473
THAILAND	15 940	9 345	6 042	UNITED KINGDOM	55 914	13 834	8 892
VIETNAM	316	494	319	DENMARK	302	159	101
INDONESIA	31 338	18 481	12 007	GREECE	462	53	33
MALAYSIA	13 343	7 403	4 760	SPAIN	303 188	62 311	39 610
BRUNEI	414	79	54	NORWAY	362 195	70 830	45 329
SINGAPORE	56 399	21 451	13 836	SWEDEN	2 576	438	277
PHILIPPINES	5 243	2 654	1 694	FINLAND	213 767	42 954	27 456
CHINA	40 913	24 429	15 668	SWITZERLAND	829	305	193
NORTH KOREA	1 549	291	190	AUSTRIA	1 598	857	545
SOUTH KOREA	96 998	50 273	31 918	YUGOSLAVIA	23 901	6 521	3 987
JAPAN	276 392	73 536	47 444	LATVIA	8 478	1 358	866
TAIWAN	58 507	34 220	22 016	LITHUANIA	11 087	1 429	946
HONG KONG	24 993	16 205	10 430	SOVIET UNION	25 760	4 499	2 731
AUSTRALIA	19 184	16 040	10 278	POLAND	353 810	62 666	40 186
NEW ZEALAND	3 289	2 579	1 647	CZECHOSLOVAKIA	6 061	1 040	682
NEW CALEDON	27	76	49	HUNGARY	1 445	208	130
WEST SAMOA	27	47	30	BULGARIA	12 846	2 136	1 350
				RUSSIA	48 024	8 049	5 247
685 LEAD				KAZAKHSTAN	11 770	1 713	1 081
IMPORTS	1 597 720	157 809	100 999	UZBEKISTAN	1 008	213	131
FRANCE	153 288	16 047	10 291	YUGOSLAVIA	28 283	5 429	3 509
BELGIUM LUX	315 084	32 258	20 784	SLOVENIA	38 427	12 875	8 430
NETHERLANDS	87 386	8 444	5 387	MOROCCO	503	111	68
ITALY	2 842	552	354	ALGERIA	128 067	24 373	15 418
UNITED KINGDOM	493 754	52 763	33 815	SOUTH AFRICA	3 168	527	332
IRELAND	905	108	68	USA	36 039	9 843	6 391
DENMARK	2 926	728	453	CANADA	76 484	15 738	10 238
NORWAY	256	62	38	BRAZIL	1 788	373	248
SWEDEN	192 887	17 478	11 121	ARGENTINA	3 737	740	499
SWITZERLAND	13 294	1 338	877	INDONESIA	252	53	36
AUSTRIA	815	124	79	CHINA	350	169	107
LITHUANIA	2 058	149	95	EXPORTS	1 810 106	434 189	278 600
SOVIET UNION	4 471	347	211	FRANCE	387 724	90 097	57 648
POLAND	126 233	9 835	6 303	BELGIUM LUX	390 116	80 384	51 269
CZECHOSLOVAKIA	63 303	4 602	2 888	NETHERLANDS	79 619	22 384	14 464
HUNGARY	4 393	370	246	ITALY	150 614	36 228	23 306
BULGARIA	1 004	64	42	UNITED KINGDOM	222 134	45 051	29 113
RUSSIA	5 000	460	297	DENMARK	29 437	7 982	5 137
NAMIBIA	9 632	864	545	GREECE	6 200	1 363	872
USA	1 066	337	218	PORTUGAL	8 263	2 929	1 874
CANADA	115 217	10 409	6 585	SPAIN	13 609	5 366	3 431
BOLIVIA	496	133	86	NORWAY	2 226	997	646
SOUTH KOREA	58	92	59	SWEDEN	9 678	2 897	1 856
JAPAN	39	59	37	FINLAND	337	149	91
EXPORTS	721 817	105 174	67 489	SWITZERLAND	62 804	22 719	14 604
FRANCE	28 556	6 778	4 340	AUSTRIA	307 236	78 873	50 695
BELGIUM LUX	94 214	12 879	8 334	YUGOSLAVIA	13 192	2 905	1 806
NETHERLANDS	104 083	13 050	8 394	TURKEY	9 324	2 781	1 767
ITALY	106 098	11 579	7 450	SOVIET UNION	383	201	124
UNITED KINGDOM	18 477	6 211	3 956	POLAND	25 871	5 444	3 490
IRELAND	10 260	2 564	1 617	CZECHOSLOVAKIA	6 007	1 731	1 105
DENMARK	61 671	12 148	7 815	HUNGARY	6 067	1 556	994
GREECE	8 294	921	580	ROMANIA	1 564	337	216
PORTUGAL	14 705	1 574	1 010	RUSSIA	128	63	40
SPAIN	6 043	2 186	1 393	YUGOSLAVIA	250	102	63
NORWAY	5 443	1 021	649	SLOVENIA	8 254	2 216	1 460
SWEDEN	5 849	1 271	818	CROATIA	987	297	194
FINLAND	1 905	353	227	MOROCCO	1 374	292	186
SWITZERLAND	19 270	3 293	2 113	EGYPT	5 196	1 622	1 032
AUSTRIA	148 553	15 990	10 243	NIGERIA	2 550	659	420
YUGOSLAVIA	2 204	271	165	KENYA	4 534	926	624
TURKEY	12 344	1 410	892	USA	1 250	411	274
POLAND	21 171	2 118	1 369	CANADA	1 025	521	320
CZECHOSLOVAKIA	5 426	586	372	COLOMBIA	92	73	46
HUNGARY	9 735	1 173	773	VENEZUELA	630	218	150
RUSSIA	454	182	117	BRAZIL	222	168	115
MOROCCO	173	75	50	LEBANON	369	98	65
LIBYA	17 007	1 581	975	IRAN	1 009	281	177
SUDAN	3 356	637	427	ISRAEL	1 415	553	349
ANGOLA	530	107	65	JORDAN	343	89	55
ETHIOPIA	362	61	39	SAUDI ARABIA	1 162	324	216
				ARAB EMIRAT	811	241	154



## 6 IMPORTS AND EXPORTS (SPECIAL TRADE) BY GROUPS OF THE SITC-REV. III AND BY COUNTRIES OF PRODUCTION AND CONSUMPTION 1992

GROUP COUNTRY	DT = 100 KG	1 000 DM	1 000 \$	GROUP COUNTRY	DT = 100 KG	1 000 DM	1 000 \$
THAILAND	875	263	164	ITALY	6 315	3 298	2 057
INDONESIA	1 212	245	156	UNITED KINGDOM	13 976	18 539	11 915
MALAYSIA	2 667	555	358	IRELAND	25	54	34
SINGAPORE	10 669	2 175	1 424	DENMARK	1 214	415	271
PHILIPPINES	6 437	1 215	782	SPAIN	139	119	75
CHINA	120	58	36	NORWAY	88 430	46 536	29 876
SOUTH KOREA	160	208	131	SWEDEN	5 882	16 266	10 233
JAPAN	6 528	2 549	1 612	FINLAND	785	6 138	3 885
TAIWAN	4 483	1 184	775	SWITZERLAND	1 699	2 466	1 586
HONG KONG	10 594	3 100	2 013	AUSTRIA	16 753	26 679	17 199
AUSTRALIA	1 481	665	412	YUGOSLAVIA	9 224	3 007	1 851
NEW ZEALAND	160	63	43	TURKEY	2 502	922	583
				POLAND	5 794	8 596	5 464
687 TIN				CZECHOSLOVAKIA	1 921	1 725	1 091
IMPORTS	231 536	226 056	144 887	HUNGARY	1 466	877	546
FRANCE	371	343	217	ROMANIA	8	49	34
BELGIUM LUX	16 714	16 083	10 536	BULGARIA	1 016	648	405
NETHERLANDS	11 789	16 393	10 466	YUGOSLAVIA	9 190	2 966	1 871
ITALY	62	107	71	ZAIRE	4 154	32 215	20 048
UNITED KINGDOM	1 078	1 830	1 191	TANZANIA	45	207	130
GREECE	68	58	35	ZAMBIA	1 167	9 778	6 041
SPAIN	201	191	116	SOUTH AFRICA	53 050	15 536	9 900
SWEDEN	358	94	58	USA	76 078	56 767	36 396
SWITZERLAND	90	52	34	CANADA	6 613	17 497	11 133
AUSTRIA	262	235	156	MEXICO	69	59	37
LITHUANIA	656	417	266	PERU	3 747	3 296	2 092
SOVIET UNION	443	398	241	BRAZIL	764	365	250
POLAND	718	513	320	ARGENTINA	200	62	39
HUNGARY	252	254	175	ISRAEL	546	461	286
RUSSIA	288	207	138	PAKISTAN	210	139	88
RWANDA	51	50	31	INDIA	21	153	96
KENYA	352	311	194	CHINA	54 983	16 199	10 361
USA	1 122	1 182	748	SOUTH KOREA	335	242	166
BRAZIL	61 895	59 209	38 148	JAPAN	12 576	23 291	14 852
CHILE	1 167	1 054	665	TAIWAN	109	59	37
BOLIVIA	1 776	1 721	1 107	HONG KONG	565	200	131
ARGENTINA	210	198	126	EXPORTS	142 374	228 190	145 905
THAILAND	11 601	11 098	7 099	FRANCE	11 120	15 735	10 131
VIETNAM	676	643	414	BELGIUM LUX	9 558	9 074	5 737
INDONESIA	37 892	36 539	23 381	NETHERLANDS	16 404	22 899	14 459
MALAYSIA	30 931	28 556	17 981	ITALY	6 768	7 722	4 927
SINGAPORE	2 573	2 461	1 615	UNITED KINGDOM	25 634	36 476	23 332
CHINA	43 859	41 839	26 803	IRELAND	28	178	120
JAPAN	9	56	35	DENMARK	111	399	217
HONG KONG	3 896	3 797	2 412	GREECE	465	2 717	1 750
EXPORTS	43 140	45 584	29 209	PORTUGAL	135	1 066	670
FRANCE	1 861	2 635	1 697	SPAIN	3 212	3 842	2 451
BELGIUM LUX	11 634	9 804	6 297	NORWAY	2 041	956	623
NETHERLANDS	3 042	2 856	1 797	SWEDEN	6 273	6 587	4 190
ITALY	2 658	3 197	2 048	FINLAND	42	375	237
UNITED KINGDOM	4 075	3 469	2 262	SWITZERLAND	2 255	8 575	5 489
IRELAND	48	63	41	AUSTRIA	12 402	15 976	10 382
DENMARK	366	404	255	YUGOSLAVIA	195	366	221
GREECE	492	1 003	641	TURKEY	367	1 138	725
PORTUGAL	160	156	97	POLAND	247	928	611
SPAIN	890	965	613	CZECHOSLOVAKIA	853	609	390
NORWAY	240	394	256	HUNGARY	537	1 789	1 145
SWEDEN	3 056	2 549	1 827	ROMANIA	64	73	47
FINLAND	563	790	512	BULGARIA	188	58	35
SWITZERLAND	2 469	2 859	1 822	RUSSIA	797	155	104
AUSTRIA	5 563	6 688	4 302	KAZAKHSTAN	94	594	398
YUGOSLAVIA	187	278	168	YUGOSLAVIA	16	100	66
TURKEY	136	118	74	SLOVENIA	73	582	388
LITHUANIA	186	82	52	TOGO	18	55	38
CZECHOSLOVAKIA	118	159	103	SOUTH AFRICA	146	1 485	937
HUNGARY	250	333	210	USA	23 796	49 447	31 657
ROMANIA	614	666	443	CANADA	147	280	180
YUGOSLAVIA	200	270	175	MEXICO	77	526	331
SLOVENIA	52	52	34	CUBA	4	62	39
CROATIA	432	487	314	COLOMBIA	14	122	83
TUNISIA	79	176	114	VENEZUELA	2 738	873	559
SUDAN	45	62	39	BRAZIL	135	583	372
NIGERIA	68	59	37	CHILE	6	91	57
SOUTH AFRICA	129	281	181	ARGENTINA	3	75	47
SWAZILAND	60	139	88	LEBANON	3	46	30
USA	157	369	241	SYRIA	11	151	96
COLOMBIA	22	48	32	IRAN	42	919	562
BRAZIL	25	65	41	ISRAEL	122	1 062	656
IRAN	101	152	94	JORDAN	9	120	79
JORDAN	52	55	35	SAUDI ARABIA	14	160	102
INDIA	2 427	2 706	1 712	BAHRAIN	2 088	699	439
THAILAND	35	53	34	INDIA	371	3 181	2 045
SINGAPORE	175	345	218	THAILAND	251	498	320
PHILIPPINES	102	108	70	INDONESIA	11	140	91
TAIWAN	51	152	95	SINGAPORE	71	286	190
				PHILIPPINES	17	55	35
689 MISC. NON-FERR. BASE METAL				CHINA	99	762	491
IMPORTS	545 832	447 731	285 799	SOUTH KOREA	142	1 508	967
FRANCE	39 218	27 498	17 672	JAPAN	3 846	19 731	12 590
BELGIUM LUX	15 494	37 974	24 348	TAIWAN	1 261	3 287	2 109
NETHERLANDS	13 753	9 076	5 785	HONG KONG	5	51	32
				AUSTRALIA	6 815	2 630	1 670



## 6 IMPORTS AND EXPORTS (SPECIAL TRADE) BY GROUPS OF THE SITC-REV. III AND BY COUNTRIES OF PRODUCTION AND CONSUMPTION 1992

GROUP COUNTRY	DT = 100 KG	1 000 DM	1 000 \$	GROUP COUNTRY	DT = 100 KG	1 000 DM	1 000 \$
691 METALLIC STRUCTURES NES							
IMPORTS	8 887 767	2 910 031	1 870 980	CHAD	1 240	186	117
FRANCE	1 151 489	357 326	229 984	GUIN BISSAU	120	87	60
BELGIUM LUX	687 019	251 993	161 714	GUINEA	1 292	608	391
NETHERLANDS	1 999 566	552 059	354 086	GHANA	916	711	455
ITALY	364 766	150 413	96 512	TOGO	286	144	88
UNITED KINGDOM	179 721	108 566	69 499	BENIN	331	193	127
IRELAND	4 663	4 118	2 627	NIGERIA	22 478	15 997	10 138
DENMARK	631 864	304 821	196 486	CAMEROON	774	1 050	669
GREECE	2 391	797	519	CENT AFR REP	963	231	146
PORTUGAL	1 301	625	410	ANGOLA	283	115	70
SPAIN	38 257	14 227	9 219	DJIBOUTI	62	49	30
NORWAY	78 356	29 084	18 383	KENYA	1 763	2 002	1 252
SWEDEN	79 085	52 292	33 692	UGANDA	175	98	61
FINLAND	41 205	19 773	12 768	TANZANIA	1 946	531	347
SWITZERLAND	516 550	243 266	155 962	MOZAMBIQUE	346	137	94
AUSTRIA	1 070 824	438 193	282 264	REUNION	3 820	522	345
GIBRALTAR	524	111	74	ZAMBIA	172	47	32
YUGOSLAVIA	18 431	6 865	4 198	ZIMBABWE	1 095	213	131
TURKEY	4 348	2 389	1 538	MALAWI	2 048	3 140	1 991
ESTONIA	2 800	952	603	SOUTH AFRICA	8 490	20 889	13 370
LATVIA	145	113	73	USA	45 453	50 769	32 533
LITHUANIA	884	144	93	CANADA	14 892	6 407	4 114
SOVIET UNION	1 432	306	187	MEXICO	6 666	4 132	2 690
POLAND	1 059 559	162 668	104 742	BERMUDA	76	59	36
CZECHOSLOVAKIA	506 167	81 034	52 396	HONDURAS	5	58	40
HUNGARY	211 204	60 696	39 259	EL SALVADOR	74	97	63
ROMANIA	45 941	5 829	3 825	COSTA RICA	1 47	76	46
BULGARIA	1 197	264	164	PANAMA	1 298	504	325
UKRAINE	952	59	37	CUBA	45	150	91
RUSSIA	7 630	1 459	933	GUADELOUPE	526	576	378
YUGOSLAVIA	1 066	286	177	ANTIGUA	92	89	56
SLOVENIA	32 841	9 812	6 371	MARTINIQUE	1 860	618	391
CROATIA	35 001	12 898	8 660	TRINIDAD TOB	512	104	68
SOUTH AFRICA	58 843	8 454	5 530	NETH ANTILL	375	172	108
USA	18 261	10 876	7 007	COLOMBIA	1 410	1 452	951
CANADA	8 584	2 674	1 709	VENEZUELA	997	1 141	715
BRAZIL	755	189	126	SURINAME	84	63	40
ISRAEL	8 001	3 710	2 268	FRENCH GUIAN	2 065	8 200	5 259
ARAB EMIRAT	151	101	62	PERU	667	962	614
INDIA	1 949	435	281	BRAZIL	233	415	261
SINGAPORE	38	58	39	CHILE	26 836	3 802	2 477
CHINA	4 698	1 477	944	BOLIVIA	957	1 169	807
SOUTH KOREA	239	335	213	ARGENTINA	2 102	1 294	839
JAPAN	1 454	3 048	1 959	CYPRUS	5 767	2 836	1 758
TAIWAN	6 050	4 408	2 839	LEBANON	151	215	138
HONG KONG	91	71	46	SYRIA	1 716	844	563
AUSTRALIA	51	78	48	IRAN	87 017	69 234	45 313
NEW ZEALAND	811	552	377	ISRAEL	19 014	14 570	9 353
EXPORTS	5 838 632	2 949 178	1 894 341	JORDAN	263	167	109
FRANCE	1 174 509	466 650	299 057	SAUDI ARABIA	45 472	36 578	23 143
BELGIUM LUX	542 419	265 739	170 978	KUWAIT	16 728	4 255	2 743
NETHERLANDS	890 061	391 492	250 861	BAHRAIN	3 969	930	602
ITALY	178 869	126 136	80 583	QATAR	226	162	104
UNITED KINGDOM	166 467	113 012	72 317	ARAB EMIRAT	23 862	11 743	7 604
IRELAND	8 091	6 825	4 402	OMAN	604	324	206
DENMARK	330 166	122 431	78 958	PAKISTAN	1 741	1 642	1 016
GREECE	41 542	21 623	13 852	INDIA	14 112	7 917	5 097
PORTUGAL	53 638	16 180	10 370	BANGLADESH	2 985	870	543
SPAIN	185 157	115 332	73 535	SRI LANKA	992	1 902	1 180
CANARY IS	5 585	3 447	2 232	NEPAL	21	72	44
ICELAND	6 765	3 431	2 243	THAILAND	31 915	6 344	4 085
NORWAY	58 077	36 602	23 807	INDONESIA	3 660	5 613	3 618
SWEDEN	62 051	37 354	23 890	MALAYSIA	4 067	6 416	4 067
FINLAND	26 044	19 524	12 392	BRUNEI	892	793	494
SWITZERLAND	636 194	318 882	205 287	SINGAPORE	23 605	22 382	14 427
AUSTRIA	480 448	260 998	168 352	PHILIPPINES	19 353	4 786	3 082
ANDORRA	152	67	44	CHINA	17 282	11 789	7 644
MALTA	945	851	548	NORTH KOREA	109	154	103
YUGOSLAVIA	5 496	2 883	1 769	SOUTH KOREA	18 945	26 458	17 082
TURKEY	79 613	20 185	13 143	JAPAN	15 972	13 174	8 528
ESTONIA	1 012	321	205	TAIWAN	14 912	21 817	13 957
LATVIA	379	273	179	HONG KONG	9 017	7 800	5 039
LITHUANIA	287	464	316	AUSTRALIA	6 864	6 289	4 026
SOVIET UNION	30 000	14 112	8 738	NEW ZEALAND	424	278	174
POLAND	120 481	51 686	33 179	SOLOMON IS	192	93	58
CZECHOSLOVAKIA	75 073	45 135	29 073	NEW CALEDON	341	419	262
HUNGARY	54 686	18 293	11 778	692 CONTAINERS, STORAGE, TRANSP			
ROMANIA	2 485	4 178	2 638	IMPORTS	2 123 029	997 417	638 839
BULGARIA	2 408	2 038	1 325	FRANCE	336 316	152 916	97 607
ALBANIA	201	57	38	BELGIUM LUX	313 248	109 257	70 101
UKRAINE	7 205	6 134	4 114	NETHERLANDS	171 571	127 102	81 265
BELARUS	631	404	265	ITALY	130 981	89 509	57 184
RUSSIA	31 417	17 588	11 654	UNITED KINGDOM	262 349	129 906	83 359
KAZAKHSTAN	265	299	204	IRELAND	6 977	6 270	4 171
YUGOSLAVIA	523	386	248	DENMARK	52 160	48 381	31 176
SLOVENIA	9 336	4 976	3 244	GREECE	408	229	146
CROATIA	787	538	347	PORTUGAL	15 279	4 432	2 841
MOROCCO	2 143	1 081	707	SPAIN	18 209	10 269	6 662
ALGERIA	1 838	1 793	1 125	NORWAY	3 169	3 275	2 095
TUNISIA	731	308	193	SWEDEN	36 186	30 226	19 381
LIBYA	9 909	5 816	3 673	FINLAND	3 941	4 498	2 895
EGYPT	5 039	4 872	3 070	SWITZERLAND	63 637	40 695	26 054
				AUSTRIA	127 550	88 622	56 769
				YUGOSLAVIA	26 457	7 809	4 791



## 6 IMPORTS AND EXPORTS (SPECIAL TRADE) BY GROUPS OF THE SITC-REV. III AND BY COUNTRIES OF PRODUCTION AND CONSUMPTION 1992

GROUP COUNTRY	DT = 100 KG	1 000 DM	1 000 \$	GROUP COUNTRY	DT = 100 KG	1 000 DM	1 000 \$
TURKEY	9 420	3 208	2 042	VENEZUELA	469	867	561
LATVIA	322	77	49	SURINAME	52	67	45
SOVIET UNION	753	167	104	ECUADOR	191	95	64
POLAND	247 962	49 993	32 091	PERU	1 888	3 398	2 232
CZECHOSLOVA	172 008	30 593	19 659	BRAZIL	401	1 011	645
HUNGARY	42 034	16 275	10 445	CHILE	2 080	3 616	2 255
ROMANIA	5 851	596	370	BOLIVIA	47	173	109
BULGARIA	1 281	221	146	ARGENTINA	882	620	395
RUSSIA	774	277	178	CYPRUS	734	536	342
YUGOSLAVIA	10 847	2 485	1 605	LEBANON	55	107	68
SLOVENIA	6 741	2 368	1 567	SYRIA	322	379	247
CROATIA	4 147	1 590	1 062	IRAN	6 426	10 652	6 834
BOS HERZEGOV	137	48	33	ISRAEL	5 262	4 017	2 585
USA	43 979	29 605	18 804	JORDAN	578	692	439
CANADA	605	500	332	SAUDI ARABIA	9 959	7 375	4 985
BRAZIL	701	446	279	KUWAIT	481	616	406
IRAN	96	72	46	BAHRAIN	252	339	217
INDIA	120	123	77	QATAR	160	103	65
SINGAPORE	850	574	376	ARAB EMIRAT	4 195	2 348	1 468
CHINA	2 248	1 482	964	OMAN	1 302	1 190	1 119
SOUTH KOREA	982	330	206	YEMEN	1 384	1 916	1 208
JAPAN	232	681	430	PAKISTAN	970	893	543
TAIWAN	494	954	608	INDIA	3 235	6 425	4 062
HONG KONG	980	821	527	BANGLADESH	85	201	129
AUSTRALIA	43	132	88	SRI LANKA	104	87	56
UNID COUNTR	355	217	135	THAILAND	1 450	3 420	2 243
EXPORTS	2 458 122	1 596 553	1 024 931	VIETNAM	31	67	42
FRANCE	331 605	210 270	135 457	INDONESIA	1 859	4 473	2 853
BELGIUM LUX	274 822	144 807	92 952	MALAYSIA	1 084	830	544
NETHERLANDS	638 063	332 740	212 992	SINGAPORE	1 134	1 487	986
ITALY	54 392	45 355	29 122	PHILIPPINES	238	365	242
UNTD KINGDOM	148 336	129 556	82 790	CHINA	2 439	5 236	3 248
IRELAND	12 998	12 238	7 936	NORTH KOREA	19	79	49
DENMARK	134 706	65 289	42 064	SOUTH KOREA	2 886	3 863	2 385
GREECE	7 471	6 071	3 920	JAPAN	2 341	3 760	2 417
PORTUGAL	6 390	4 145	2 689	TAIWAN	1 218	1 751	1 113
SPAIN	47 031	40 011	25 545	HONG KONG	1 815	2 919	1 889
CANARY IS	615	795	518	AUSTRALIA	23 079	22 752	14 761
ICELAND	1 455	2 671	1 726	NEW ZEALAND	60	95	57
FAEROE IS	38	78	49	SOLOMON IS	139	231	142
NORWAY	17 004	9 919	6 349	NEW CALEDON	115	118	74
SWEDEN	26 235	23 697	15 229	693 WIRE PRODUCTS EXCL.ELECT			
FINLAND	15 780	13 227	8 589	IMPORTS	4 011 783	603 717	387 101
SWITZERLAND	110 610	73 225	47 000	FRANCE	329 741	75 770	48 730
AUSTRIA	256 648	161 470	103 523	BELGIUM LUX	433 613	140 290	89 703
MALTA	445	638	404	NETHERLANDS	1 702 110	118 740	76 251
YUGOSLAVIA	4 349	3 318	2 018	ITALY	678 148	81 956	52 573
TURKEY	4 997	3 820	2 441	UNTD KINGDOM	31 060	13 447	8 619
ESTONIA	328	252	165	IRELAND	5 749	4 383	2 825
LATVIA	160	655	445	DENMARK	5 012	2 569	1 659
SOVIET UNION	1 569	1 342	835	GREECE	507	151	99
POLAND	117 166	57 402	36 810	PORTUGAL	1 352	2 152	1 354
CZECHOSLOVA	35 024	30 543	20 142	SPAIN	29 207	16 784	10 671
HUNGARY	24 010	16 631	10 590	NORWAY	2 236	996	639
ROMANIA	9 649	4 434	2 829	SWEDEN	4 917	2 796	1 784
BULGARIA	1 043	230	146	FINLAND	479	379	237
UKRAINE	1 694	1 413	946	SWITZERLAND	12 987	8 690	5 599
BELARUS	569	542	347	AUSTRIA	48 007	28 425	18 311
RUSSIA	2 600	3 143	2 028	MALTA	195	76	48
YUGOSLAVIA	634	275	175	YUGOSLAVIA	3 957	1 424	872
SLOVENIA	3 044	1 604	1 058	TURKEY	21 708	10 944	6 993
CROATIA	3 526	2 307	1 503	LATVIA	288	88	59
MOROCCO	385	651	422	POLAND	107 693	12 273	7 853
ALGERIA	361	1 152	781	CZECHOSLOVA	443 796	26 867	17 373
TUNISIA	1 375	374	244	HUNGARY	7 042	1 980	1 212
LIBYA	27 309	14 201	9 168	ROMANIA	1 267	234	153
EGYPT	2 582	3 660	2 306	BULGARIA	1 162	300	204
SUDAN	437	134	83	RUSSIA	348	79	53
GHANA	2 000	1 912	1 231	YUGOSLAVIA	206	195	121
TOGO	826	785	503	SLOVENIA	3 046	2 502	1 671
NIGERIA	3 153	2 851	1 818	CROATIA	1 060	395	266
CAMEROON	73	56	36	SOUTH AFRICA	532	168	109
ZAIRE	249	329	210	USA	6 290	6 516	4 175
RWANDA	143	324	216	MEXICO	38	58	36
ANGOLA	401	444	292	PAKISTAN	17 699	2 803	1 785
ETHIOPIA	697	601	393	INDIA	9 008	1 585	1 033
KENYA	56	94	61	THAILAND	5 821	1 764	1 106
UGANDA	169	122	77	MALAYSIA	618	194	128
TANZANIA	356	284	180	SINGAPORE	437	402	266
MOZAMBIQUE	379	150	95	CHINA	61 134	11 866	7 548
MAURITIUS	162	293	192	SOUTH KOREA	22 027	13 119	8 394
ZAMBIA	113	282	190	JAPAN	7 575	8 014	5 093
ZIMBABWE	129	261	162	TAIWAN	3 193	2 163	1 381
SOUTH AFRICA	963	1 043	672	HONG KONG	36	70	45
NAMIBIA	63	135	83	EXPORTS	3 664 717	867 687	556 698
USA	28 629	49 298	31 540	FRANCE	915 881	138 521	88 706
CANADA	6 284	8 114	5 158	BELGIUM LUX	588 901	73 978	47 674
MEXICO	2 541	4 903	3 205	NETHERLANDS	547 299	94 143	60 451
GUATEMALA	219	275	182	ITALY	57 658	28 550	18 171
HONDURAS	83	127	79	UNTD KINGDOM	108 219	61 864	39 530
CUBA	5	47	30	IRELAND	7 898	3 904	2 492
BAHAMAS	444	386	237	DENMARK	228 252	32 531	20 864
DOMINIC REP	38	109	72				
TRINIDAD TOB	166	277	177				
COLOMBIA	24	67	41				



## 6 IMPORTS AND EXPORTS (SPECIAL TRADE) BY GROUPS OF THE SITC-REV. III AND BY COUNTRIES OF PRODUCTION AND CONSUMPTION 1992

GROUP COUNTRY	DT = 100 KG	1 000 DM	1 000 \$	GROUP COUNTRY	DT = 100 KG	1 000 DM	1 000 \$
GREECE	25 089	13 259	8 500	NEW ZEALAND	990	538	346
PORTUGAL	27 953	15 523	9 893	694 NAILS, SCREWS, NUTS, ETC.			
SPAIN	46 362	24 169	15 484	IMPORTS	3 440 865	1 418 679	910 353
CANARY IS	188	60	38	FRANCE	207 632	106 909	68 443
ICELAND	3 023	980	617	BELGIUM LUX	140 679	33 533	21 432
NORWAY	76 036	11 651	7 464	NETHERLANDS	242 581	74 882	48 118
SWEDEN	202 812	30 549	19 721	ITALY	779 198	334 573	214 364
FINLAND	11 212	6 141	3 928	UNITD KINGDOM	63 702	71 508	45 760
SWITZERLAND	100 357	26 349	16 920	IRELAND	11 717	12 217	7 870
AUSTRIA	344 329	63 911	41 134	DENMARK	90 929	34 831	22 452
MALTA	362	548	345	GREECE	864	303	194
YUGOSLAVIA	1 618	1 426	870	PORTUGAL	8 649	2 898	1 869
TURKEY	47 673	37 604	23 061	SPAIN	90 195	38 975	25 003
LITHUANIA	87	50	32	NORWAY	864	1 222	782
SOVIET UNION	5 597	2 536	1 562	SWEDEN	19 011	24 218	15 519
POLAND	19 436	5 663	3 636	FINLAND	1 610	1 339	865
CZECHOSLOVA	8 492	3 884	2 510	SWITZERLAND	111 947	199 619	128 128
HUNGARY	3 478	1 890	1 205	AUSTRIA	97 189	43 898	28 184
ROMANIA	329	624	404	MALTA		84	51
BULGARIA	717	537	345	YUGOSLAVIA	11 453	2 453	1 502
UKRAINE	7 176	3 213	2 123	TURKEY	10 896	2 889	1 845
BELARUS	180	579	376	LITHUANIA	8 353	371	242
RUSSIA	6 524	3 060	1 982	SOVIET UNION	2 472	404	249
KAZAKHSTAN	458	211	138	POLAND	355 722	44 982	28 871
YUGOSLAVIA	923	373	242	CZECHOSLOVA	219 277	25 032	16 053
SLOVENIA	1 790	876	573	HUNGARY	59 370	10 247	6 558
CROATIA	2 108	1 321	873	ROMANIA	19 866	2 933	1 893
MOROCCO	700	333	214	BULGARIA	3 280	602	390
ALGERIA	453	550	349	RUSSIA	2 108	152	100
TUNISIA	264	406	263	YUGOSLAVIA	7 495	1 233	787
LIBYA	8 070	1 697	1 068	SLOVENIA	14 162	3 558	2 343
EGYPT	8 830	2 817	1 809	CROATIA	418	114	75
SENEGAL	232	81	51	BOS HERZEGOV	1 323	291	193
GUINEA	452	162	104	SOUTH AFRICA	12 313	2 768	1 763
LIBERIA	185	50	33	USA	25 483	71 648	45 858
CTE D IVOIRE	87	58	40	CANADA	757	1 131	718
GHANA	1 856	810	527	MEXICO	12	59	36
NIGERIA	14 376	2 472	1 574	BRAZIL	15 921	5 829	3 791
CAMEROON	381	149	96	ARGENTINA	38	66	44
CONGO	328	116	71	ISRAEL	652	748	499
ZAIRE	240	149	94	INDIA	10 970	4 648	3 008
RWANDA	265	406	249	SRI LANKA	16 980	6 025	3 889
ANGOLA	65	89	59	THAILAND	14 307	6 641	4 279
ETHIOPIA	58	164	104	INDONESIA	184	250	153
KENYA	74	79	51	MALAYSIA	103 750	21 900	14 116
TANZANIA	6 670	3 916	2 377	SINGAPORE	18 499	9 304	6 026
REUNION	145	61	41	PHILIPPINES	11 372	8 103	5 195
ZIMBABWE	3 745	1 924	1 197	CHINA	228 527	35 714	23 033
SOUTH AFRICA	11 281	4 834	3 106	NORTH KOREA	1 923	197	124
USA	54 071	51 764	33 199	SOUTH KOREA	11 278	4 013	2 573
CANADA	8 256	3 884	2 459	JAPAN	50 088	54 478	34 886
MEXICO	4 964	11 936	7 721	TAIWAN	331 737	107 342	69 235
GUATEMALA	217	100	64	HONG KONG	2 501	1 105	714
EL SALVADOR	176	133	87	AUSTRALIA	123	203	124
COSTA RICA	238	149	98	EXPORTS	2 150 385	1 806 362	1 158 632
PANAMA	598	196	126	FRANCE	284 684	243 234	155 634
CUBA	123	305	191	BELGIUM LUX	164 846	118 187	75 674
HAITI	131	78	49	NETHERLANDS	294 747	207 670	133 364
DOMINIC REP	178	141	95	ITALY	93 518	88 136	56 411
JAMAICA	288	101	68	UNITD KINGDOM	170 178	158 187	101 547
ARUBA	273	164	113	IRELAND	19 974	23 518	15 196
NETH ANTILL	1 596	863	555	DENMARK	79 635	55 810	35 861
COLOMBIA	108	332	214	GREECE	13 709	8 632	5 519
VENEZUELA	508	737	477	PORTUGAL	18 328	14 112	9 036
SURINAME	929	147	93	SPAIN	110 911	99 678	63 842
PERU	72	152	91	CANARY IS	122	188	118
BRAZIL	374	1 161	756	ICELAND	2 038	1 837	1 170
CHILE	5 214	1 852	1 176	NORWAY	23 683	18 539	11 938
BOLIVIA	69	145	98	SWEDEN	120 395	94 019	60 398
ARGENTINA	128	297	192	FINLAND	38 536	24 955	16 056
CYPRUS	149	116	70	SWITZERLAND	159 617	146 055	93 767
LEBANON	442	284	180	AUSTRIA	214 708	160 696	103 095
SYRIA	189	147	91	MALTA	1 107	1 770	1 129
IRAN	42 822	7 981	5 053	YUGOSLAVIA	4 121	4 195	2 570
ISRAEL	5 985	3 143	2 016	TURKEY	6 462	8 163	5 209
JORDAN	1 119	217	138	LATVIA	43	63	42
SAUDI ARABIA	3 074	2 142	1 372	SOVIET UNION	800	759	461
KUWAIT	422	333	214	POLAND	12 469	9 162	5 809
BAHRAIN	169	55	34	CZECHOSLOVA	13 141	10 029	6 471
QATAR	175	105	65	HUNGARY	9 754	8 505	5 433
ARAB EMIRAT	2 144	1 111	710	ROMANIA	875	465	296
OMAN	213	169	108	BULGARIA	1 014	848	542
PAKISTAN	1 153	504	308	UKRAINE	236	352	233
INDIA	763	870	550	BELARUS	126	125	83
SRI LANKA	195	321	207	RUSSIA	1 310	1 485	962
THAILAND	1 672	1 621	1 047	YUGOSLAVIA	740	749	477
INDONESIA	50 017	46 072	30 798	SLOVENIA	2 407	1 889	1 227
MALAYSIA	412	765	495	CROATIA	1 000	851	555
SINGAPORE	2 843	1 978	1 280	BOS HERZEGOV	12	141	95
PHILIPPINES	480	604	390	MOROCCO	1 056	667	423
CHINA	2 802	1 445	941	ALGERIA	1 729	2 468	1 610
NORTH KOREA	74	94	64	TUNISIA	944	1 100	699
SOUTH KOREA	1 827	2 824	1 820				
JAPAN	712	1 144	748				
TAIWAN	1 567	1 644	1 047				
HONG KONG	4 652	3 362	2 146				
AUSTRALIA	999	1 221	772				



## 6 IMPORTS AND EXPORTS (SPECIAL TRADE) BY GROUPS OF THE SITC-REV. III AND BY COUNTRIES OF PRODUCTION AND CONSUMPTION 1992

GROUP COUNTRY	DT = 100 KG	1 000 DM	1 000 \$	GROUP COUNTRY	DT = 100 KG	1 000 DM	1 000 \$
LIBYA	801	869	553	CZECHOSLOVA	17 282	34 491	22 143
EGYPT	10 251	4 740	3 060	HUNGARY	9 675	12 203	7 831
SUDAN	15	51	30	ROMANIA	1 014	1 399	895
SENEGAL	36	85	53	BULGARIA	1 611	2 653	1 676
GUINEA	42	59	36	UKRAINE	32	56	39
GHANA	174	98	64	BELARUS	92	148	94
TOGO	524	67	41	RUSSIA	920	1 540	1 005
BENIN	456	58	36	YUGOSLAVIA	1 129	2 886	1 846
NIGERIA	4 257	2 095	1 345	SLOVENIA	10 371	9 453	6 217
CAMEROON	59	53	34	CROATIA	1 190	1 341	884
ZAIRE	178	146	92	BOS HERZEGOV	525	3 163	2 094
RWANDA	218	104	67	TUNISIA	529	300	192
ANGOLA	72	127	79	LIBYA	10	75	46
KENYA	60	87	57	EGYPT	7	56	36
TANZANIA	345	143	90	SOUTH AFRICA	1 095	9 371	6 283
REUNION	86	65	38	USA	23 283	146 580	94 016
ZIMBABWE	60	76	47	CANADA	3 718	11 318	7 207
SOUTH AFRICA	23 398	20 514	13 177	MEXICO	266	2 157	1 374
LESOTHO	200	85	52	EL SALVADOR	648	454	292
USA	71 992	88 729	56 859	PANAMA	22	64	44
CANADA	6 254	6 362	4 070	BARBADOS	301	486	302
MEXICO	77 844	76 947	49 584	VENEZUELA	44	88	59
GUATEMALA	230	223	135	BRAZIL	4 095	4 321	2 743
EL SALVADOR	732	515	326	CHILE	107	475	300
COSTA RICA	488	391	249	ARGENTINA	379	1 000	666
PANAMA	378	244	153	ISRAEL	1 124	49 007	31 257
HAITI	225	126	82	SAUDI ARABIA	7	90	59
JAMAICA	97	113	68	PAKISTAN	396	782	496
TRINIDAD TOB	35	57	35	INDIA	31 173	22 771	14 562
NETH ANTILL	91	155	100	SRI LANKA	2 208	844	531
COLOMBIA	72	377	240	THAILAND	728	733	483
VENEZUELA	658	949	612	INDONESIA	365	572	364
ECUADOR	711	556	353	MALAYSIA	418	631	399
PERU	647	646	415	SINGAPORE	642	3 336	2 164
BRAZIL	4 252	7 693	4 952	PHILIPPINES	83	49	34
CHILE	894	1 041	661	CHINA	283 914	119 508	77 018
BOLIVIA	28	223	141	SOUTH KOREA	5 573	11 631	7 487
URUGUAY	70	147	89	JAPAN	21 260	163 215	104 592
ARGENTINA	1 257	5 352	3 478	TAIWAN	187 370	138 752	88 717
CYPRUS	505	406	254	HONG KONG	4 568	4 837	3 114
LEBANON	1 307	869	560	AUSTRALIA	292	840	535
SYRIA	836	628	397	NEW ZEALAND	28	185	122
IRAN	25 261	8 854	5 716	EXPORTS	1 234 138	4 317 811	2 767 924
ISRAEL	5 618	5 859	3 750	FRANCE	126 902	483 967	310 203
JORDAN	3 311	936	586	BELGIUM LUX	99 850	313 702	200 618
SAUDI ARABIA	6 872	7 039	4 510	NETHERLANDS	149 550	383 369	246 133
KUWAIT	589	437	281	ITALY	89 194	362 369	231 434
BAHRAIN	512	419	270	UNITD KINGDOM	62 456	264 409	169 930
QATAR	178	185	125	IRELAND	10 444	22 170	14 232
ARAB EMIRAT	3 393	3 702	2 369	DENMARK	29 256	100 088	64 188
OMAN	327	215	135	GREECE	11 776	28 569	18 317
AFGHANISTAN	440	110	71	PORTUGAL	18 011	42 599	27 133
PAKISTAN	363	712	452	SPAIN	84 142	292 805	188 055
INDIA	502	1 923	1 217	CANARY IS	1 240	2 303	1 459
SRI LANKA	88	281	187	CEUTA MEL	131	102	65
NEPAL	6	54	36	ICELAND	800	2 243	1 434
THAILAND	646	1 396	896	NORWAY	10 998	41 107	26 340
INDONESIA	586	1 529	976	SWEDEN	37 132	133 484	85 502
MALAYSIA	760	1 902	1 203	FINLAND	12 223	37 965	24 249
SINGAPORE	3 541	6 718	4 301	SWITZERLAND	77 569	315 219	202 160
PHILIPPINES	399	651	418	AUSTRIA	91 637	299 036	191 820
CHINA	1 642	2 697	1 747	ANDORRA	382	534	341
SOUTH KOREA	620	2 558	1 638	MALTA	1 009	4 185	2 662
JAPAN	2 588	5 285	3 403	YUGOSLAVIA	2 401	6 349	3 892
TAIWAN	4 404	2 650	1 696	TURKEY	6 222	26 128	16 746
HONG KONG	1 475	2 601	1 683	ESTONIA	54	282	178
AUSTRALIA	5 200	6 433	4 119	LATVIA	162	917	590
PAPUA NEW G	27	59	35	LITHUANIA	267	471	301
NEW ZEALAND	378	436	267	SOVIET UNION	6 055	17 328	10 678
FR POLYNESIA	43	99	67	POLAND	13 166	34 431	21 969
695 TOOLS				CZECHOSLOVA	17 485	60 383	38 881
IMPORTS	1 101 162	2 584 107	1 655 196	HUNGARY	7 807	25 814	16 514
FRANCE	59 810	206 689	131 882	ROMANIA	1 862	4 838	3 090
BELGIUM LUX	31 250	122 620	78 705	BULGARIA	1 226	3 686	2 372
NETHERLANDS	87 816	163 267	104 889	ALBANIA	69	131	82
ITALY	71 428	225 545	144 173	UKRAINE	495	1 696	1 107
UNITD KINGDOM	31 227	118 983	75 986	BELARUS	84	460	306
IRELAND	14 891	49 747	31 955	MOLDOVA	7	90	60
DENMARK	12 863	35 673	22 962	RUSSIA	4 097	21 220	13 894
GREECE	322	3 104	2 041	ARMENIA	8	72	49
PORTUGAL	3 310	11 456	7 316	KAZAKHSTAN	195	1 872	1 205
SPAIN	29 547	80 284	51 699	YUGOSLAVIA	536	2 032	1 314
NORWAY	1 413	4 471	2 855	SLOVENIA	2 177	5 278	3 466
SWEDEN	18 391	216 740	138 053	CROATIA	773	3 562	2 362
FINLAND	2 349	5 736	3 679	BOS HERZEGOV	22	80	54
SWITZERLAND	44 799	355 627	228 049	MOROCCO	869	2 443	1 548
AUSTRIA	44 558	190 021	121 636	ALGERIA	615	4 975	3 232
MALTA	47	1 104	700	TUNISIA	954	3 385	2 170
YUGOSLAVIA	7 269	10 760	6 809	LIBYA	937	5 057	3 245
TURKEY	1 895	4 217	2 700	EGYPT	5 451	12 254	7 845
LATVIA	5	89	56	SUDAN	321	861	550
LITHUANIA	12	217	138	BURKINA FASO	143	196	127
SOVIET UNION	539	1 069	665	NIGER	21	79	49
POLAND	18 773	12 494	8 018	CAPE VERDE	11	98	60
				SENEGAL	70	215	129



## 6 IMPORTS AND EXPORTS (SPECIAL TRADE) BY GROUPS OF THE SITC-REV. III AND BY COUNTRIES OF PRODUCTION AND CONSUMPTION 1992

GROUP COUNTRY	DT = 100 KG	1 000 DM	1 000 \$	GROUP COUNTRY	DT = 100 KG	1 000 DM	1 000 \$
GAMBIA	48	82	51	AUSTRALIA	6 711	26 302	16 870
GUIN BISSAU	26	49	34	PAPUA NEW G	33	110	85
GUINEA	80	242	153	NEW ZEALAND	1 116	3 920	2 520
SIERRA LEONE	89	257	161	SOLOMON IS	23	80	50
LIBERIA	21	66	41	NEW CALEDON	67	189	118
CTE D IVOIRE	133	389	251	FIJI	269	276	176
GHANA	625	1 892	1 232	FR POLYNESIA	95	222	137
TOGO	86	193	125	MARSHALL ISL		56	34
BENIN	110	285	178	UNID COUNTR	42	512	344
NIGERIA	5 684	10 675	6 774				
CAMEROON	226	715	457	696 CUTLERY			
CENT AFR REP	111	72	49				
GABON	50	201	125	IMPORTS	243 360	650 740	417 090
CONGO	121	704	451				
ZAIRE	148	435	287	FRANCE	3 711	13 692	8 759
RWANDA	191	505	326	BELGIUM LUX	1 242	3 208	2 043
BURUNDI	56	148	93	NETHERLANDS	3 220	14 223	9 096
ANGOLA	359	1 561	997	ITALY	19 471	66 050	42 131
ETHIOPIA	503	1 441	891	UNITD KINGDOM	16 900	51 758	33 073
KENYA	245	1 356	851	IRELAND	125	457	291
UGANDA	131	411	267	DENMARK	1 060	3 189	2 056
TANZANIA	6 943	5 067	3 291	PORTUGAL	2 697	5 480	3 530
MADAGASCAR	21	98	66	SPAIN	5 414	19 523	12 485
REUNION	53	132	82	NORWAY	102	609	356
MAURITIUS	388	916	583	SWEDEN	171	814	510
ZAMBIA	126	848	538	FINLAND	679	3 590	2 307
ZIMBABWE	787	1 551	997	SWITZERLAND	4 054	47 701	30 683
MALAWI	209	346	219	AUSTRIA	593	2 343	1 503
SOUTH AFRICA	6 728	27 546	17 699	YUGOSLAVIA	418	373	230
NAMIBIA	343	848	548	TURKEY	431	499	317
LESOTHO	514	58	39	POLAND	430	1 003	643
USA	49 878	246 296	157 989	CZECHOSLOVA	1 062	1 756	1 137
CANADA	9 613	32 428	20 750	HUNGARY	105	137	88
MEXICO	9 445	40 903	26 250	ROMANIA	518	353	232
GUATEMALA	1 014	2 285	1 447	BULGARIA	94	463	281
HONDURAS	504	861	566	RUSSIA	156	45	31
EL SALVADOR	624	1 196	774	SLOVENIA	420	382	248
NICARAGUA	144	409	253	EGYPT	62	99	60
COSTA RICA	769	1 870	1 200	USA	8 436	52 841	33 894
PANAMA	504	1 412	906	CANADA	53	144	95
CUBA	80	247	149	BRAZIL	2 367	5 705	3 675
HAITI	76	123	79	ARGENTINA	3 404	34 611	22 376
DOMINIC REP	549	783	504	LEBANON	51	591	377
GUADELOUPE	74	182	115	ISRAEL	461	1 807	1 149
MARTINIQUE	57	163	97	ARAB EMIRAT	11	159	109
JAMAICA	129	288	181	PAKISTAN	1 303	3 191	2 035
ST LUCIA	28	66	42	INDIA	101	217	137
TRINIDAD TOB	90	420	266	BANGLADESH	130	119	76
ARUBA	51	86	52	THAILAND	855	1 322	841
NETH ANTILL	270	502	314	INDONESIA	18 025	23 572	15 122
COLOMBIA	1 679	4 758	3 060	MALAYSIA	181	285	180
VENEZUELA	2 106	6 440	4 126	SINGAPORE	3 790	23 599	15 186
GUYANA	70	224	138	PHILIPPINES	281	386	247
SURINAME	92	207	132	CHINA	59 291	72 798	46 714
ECUADOR	1 343	3 302	2 112	NORTH KOREA	47	68	44
PERU	791	2 030	1 287	SOUTH KOREA	41 068	92 023	58 751
BRAZIL	9 798	18 093	11 677	JAPAN	21 320	69 460	44 569
CHILE	4 044	11 424	7 360	TAIWAN	15 753	25 147	16 171
BOLIVIA	598	1 718	1 092	HONG KONG	3 111	4 675	2 997
PARAGUAY	586	1 142	735				
URUGUAY	258	962	618	EXPORTS	170 650	884 786	568 294
ARGENTINA	1 169	9 039	5 835				
CYPRUS	1 589	3 373	2 151	FRANCE	26 886	143 604	92 567
LEBANON	1 357	2 719	1 741	BELGIUM LUX	8 188	38 770	24 922
SYRIA	2 489	5 248	3 319	NETHERLANDS	13 574	70 758	45 439
IRAN	19 746	58 242	37 181	ITALY	16 029	84 359	53 953
ISRAEL	7 289	25 669	16 442	UNITD KINGDOM	22 684	93 264	60 113
JORDAN	1 689	2 869	1 836	IRELAND	300	1 491	946
SAUDI ARABIA	12 116	29 805	19 051	DENMARK	6 964	33 368	21 449
KUWAIT	2 293	6 550	4 179	GREECE	4 364	16 230	10 375
BAHRAIN	523	1 401	895	PORTUGAL	2 487	10 930	7 067
QATAR	610	1 556	990	SPAIN	12 798	63 725	40 787
ARAB EMIRAT	6 470	19 339	12 428	CANARY IS	48	315	205
OMAN	577	1 811	1 161	CEUTA MEL	14	94	59
YEMEN	251	944	635	ICELAND	123	888	579
AFGHANISTAN	9	52	33	NORWAY	625	4 134	2 651
PAKISTAN	970	4 107	2 632	SWEDEN	1 936	10 929	7 058
INDIA	3 085	13 576	8 765	FINLAND	590	3 303	2 097
BANGLADESH	176	704	453	SWITZERLAND	7 807	45 628	29 976
SRI LANKA	700	1 427	908	AUSTRIA	10 101	48 068	30 888
NEPAL	12	378	240	ANDORRA	120	1 316	837
BHUTAN	24	75	49	MALTA	72	452	288
MYANMAR	41	401	249	YUGOSLAVIA	193	685	419
THAILAND	4 235	15 800	10 170	TURKEY	1 286	5 173	3 252
VIETNAM	36	183	119	LATVIA	17	51	37
INDONESIA	3 710	15 602	9 997	SOVIET UNION	47	774	466
MALAYSIA	2 617	8 685	5 572	POLAND	859	3 802	2 428
BRUNEI	43	214	135	CZECHOSLOVA	1 934	5 255	3 376
SINGAPORE	7 148	43 396	27 995	HUNGARY	615	2 636	1 697
PHILIPPINES	1 332	4 120	2 650	ROMANIA	122	213	141
MONGOLIA	64	268	180	BULGARIA	133	394	244
CHINA	4 058	18 219	11 566	ALBANIA	12	62	40
NORTH KOREA	17	272	175	RUSSIA	124	719	468
SOUTH KOREA	7 608	32 946	21 172	YUGOSLAVIA	64	252	163
JAPAN	11 422	83 480	53 509	SLOVENIA	328	1 236	814
TAIWAN	5 294	27 810	17 928	CROATIA	112	577	378
HONG KONG	5 122	28 541	18 363	MOROCCO	224	1 026	645



## 6 IMPORTS AND EXPORTS (SPECIAL TRADE) BY GROUPS OF THE SITC-REV. III AND BY COUNTRIES OF PRODUCTION AND CONSUMPTION 1992

GROUP COUNTRY	DT = 100 KG	1 000 DM	1 000 \$	GROUP COUNTRY	DT = 100 KG	1 000 DM	1 000 \$
TUNISIA	59	320	201	HUNGARY	109 312	53 873	34 775
LIBYA	103	861	585	ROMANIA	6 488	2 325	1 468
EGYPT	106	518	326	BULGARIA	160	119	77
SUDAN	17	59	37	UKRAINE	156	51	33
GAMBIA	40	92	56	RUSSIA	940	360	233
CTE D IVOIRE	267	527	333	TURKMENISTAN	57	71	49
GHANA	61	146	92	YUGOSLAVIA	7 395	5 040	3 174
NIGERIA	274	696	441	SLOVENIA	41 041	25 488	16 752
CAMEROON	19	55	35	CROATIA	7 099	2 106	1 411
ZAIRE	340	791	527	BOS HERZEGOV	19	58	40
ANGOLA	10	91	59	MOROCCO	117	130	83
ETHIOPIA	6	83	53	EGYPT	180	206	131
KENYA	10	68	42	SOUTH AFRICA	13 556	3 401	2 179
UGANDA	28	64	41	USA	9 859	17 762	11 361
MAURITIUS	18	75	52	CANADA	624	982	636
SOUTH AFRICA	1 215	6 169	4 001	MEXICO	232	417	267
NAMIBIA	6	96	58	HAITI	222	468	294
USA	9 474	73 940	47 465	VENEZUELA	188	196	129
CANADA	1 188	9 782	6 262	BRAZIL	1 467	926	590
MEXICO	608	4 141	2 680	CHILE	793	637	411
GUATEMALA	54	304	199	SYRIA	161	168	111
HONDURAS	24	105	64	IRAN	101	136	85
EL SALVADOR	33	159	101	ISRAEL	79	144	92
COSTA RICA	36	201	127	PAKISTAN	296	397	258
PANAMA	84	324	206	INDIA	23 096	28 539	18 440
HAITI	36	81	51	SRI LANKA	79	117	80
DOMINIC REP	21	52	35	NEPAL	109	321	206
AM VIRGIN IS	2	52	31	THAILAND	6 678	9 584	6 156
GUADELOUPE	6	56	34	INDONESIA	3 318	2 595	1 676
TRINIDAD TOB	15	55	33	MALAYSIA	2 764	1 365	858
NETH ANTILL	17	120	74	SINGAPORE	287	877	569
COLOMBIA	58	361	228	PHILIPPINES	2 905	2 789	1 797
VENEZUELA	447	2 823	1 839	CHINA	168 309	105 167	67 377
ECUADOR	48	286	181	SOUTH KOREA	71 771	94 738	60 702
PERU	116	526	332	JAPAN	3 620	7 536	4 823
BRAZIL	76	615	403	TAIWAN	106 467	68 721	43 941
CHILE	253	1 802	1 164	HONG KONG	21 685	19 295	12 396
BOLIVIA	7	48	30	EXPORTS	886 353	1 033 609	662 293
PARAGUAY	32	253	155	FRANCE	106 538	128 421	82 263
URUGUAY	51	281	180	BELGIUM LUX	81 616	79 109	50 627
ARGENTINA	338	2 778	1 777	NETHERLANDS	107 568	107 106	68 461
CYPRUS	693	3 584	2 290	ITALY	48 836	94 894	60 481
LEBANON	296	1 632	1 029	UNITD KINGDOM	48 750	42 959	27 533
SYRIA	354	885	558	IRELAND	4 419	3 958	2 524
IRAN	591	2 444	1 572	DENMARK	13 185	14 337	9 195
ISRAEL	1 105	6 243	4 029	GREECE	9 647	17 839	11 387
JORDAN	196	907	582	PORTUGAL	5 515	10 852	7 004
SAUDI ARABIA	1 491	9 174	5 809	SPAIN	28 695	53 362	34 136
KUWAIT	181	1 152	737	CANARY IS	672	1 066	676
BAHRAIN	61	526	333	ICELAND	1 600	1 821	1 168
QATAR	48	307	193	NORWAY	15 086	8 266	5 316
ARAB EMIRAT	2 372	8 940	5 798	SWEDEN	13 194	13 177	8 469
OMAN	33	252	158	FINLAND	5 836	8 778	5 598
YEMEN	8	60	38	SWITZERLAND	96 526	102 116	65 588
PAKISTAN	40	113	71	AUSTRIA	122 808	142 340	91 489
SRI LANKA	23	97	61	ANDORRA	283	675	429
THAILAND	204	2 069	1 317	MALTA	598	546	345
VIETNAM	175	645	424	YUGOSLAVIA	21 442	5 646	3 440
INDONESIA	85	610	389	TURKEY	4 634	7 230	4 634
MALAYSIA	140	740	479	ESTONIA	62	105	67
SINGAPORE	309	2 726	1 743	LATVIA	139	297	191
PHILIPPINES	94	632	397	LITHUANIA	61	97	58
CHINA	105	552	351	SOVIET UNION	2 269	2 364	1 443
SOUTH KOREA	251	2 296	1 490	POLAND	15 469	10 936	7 033
JAPAN	1 587	15 877	10 145	CZECHOSLOVA	16 069	13 980	8 959
TAIWAN	547	2 787	1 802	HUNGARY	16 973	11 772	7 514
HONG KONG	491	3 906	2 515	ROMANIA	280	288	177
AUSTRALIA	1 389	8 163	5 257	BULGARIA	133	256	166
NEW ZEALAND	213	1 234	791	UKRAINE	71	300	202
697 HOUSEHOLD EQUIPMENT, NES							
IMPORTS	1 764 387	1 571 940	1 006 378	BELARUS	163	282	185
FRANCE	111 759	113 933	72 761	RUSSIA	3 155	3 365	2 177
BELGIUM LUX	42 560	45 457	29 034	YUGOSLAVIA	2 705	1 849	1 189
NETHERLANDS	90 804	93 530	59 901	SLOVENIA	1 178	2 529	1 629
ITALY	364 217	401 483	256 759	CROATIA	597	1 032	682
UNITD KINGDOM	19 487	25 456	16 299	BOS HERZEGOV	87	45	31
IRELAND	1 080	776	488	MOROCCO	1 989	545	349
DENMARK	45 376	49 192	31 667	ALGERIA	464	1 569	1 062
GREECE	4 561	6 040	3 854	TUNISIA	11 646	1 778	1 150
PORTUGAL	5 524	7 294	4 673	LIBYA	96	98	58
SPAIN	32 252	57 295	36 252	EGYPT	149	523	336
ICELAND	2 759	5 493	3 550	CTE D IVOIRE	89	86	55
NORWAY	9 359	6 796	4 395	GHANA	347	209	137
SWEDEN	19 405	19 084	12 214	TOGO	91	49	31
FINLAND	26 852	9 647	6 192	NIGERIA	636	572	365
SWITZERLAND	52 144	86 059	55 029	CAMEROON	245	124	78
AUSTRIA	80 372	62 555	40 103	ZAIRE	145	75	46
MALTA	1 692	2 211	1 412	ANGOLA	495	199	125
YUGOSLAVIA	46 920	28 470	17 457	ETHIOPIA	35	74	51
TURKEY	41 075	33 046	21 272	KENYA	27	62	40
LITHUANIA	261	93	59	TANZANIA	96	129	82
SOVIET UNION	314	113	68	REUNION	150	118	76
POLAND	68 932	32 999	21 289	MAURITIUS	54	86	57
CZECHOSLOVA	84 527	27 452	17 758	ZAMBIA	43	47	30
				ZIMBABWE	28	66	43
				SOUTH AFRICA	1 491	4 572	2 939



6 IMPORTS AND EXPORTS (SPECIAL TRADE) BY GROUPS OF THE SITC-REV. III AND BY COUNTRIES OF PRODUCTION AND CONSUMPTION 1992

GROUP COUNTRY	DT = 100 KG	1 000 DM	1 000 \$	GROUP COUNTRY	DT = 100 KG	1 000 DM	1 000 \$
NAMIBIA	35	70	46	USA	125 064	271 602	173 542
USA	13 157	26 610	17 158	CANADA	4 911	6 044	3 862
CANADA	2 405	3 418	2 194	MEXICO	2 080	3 078	1 962
MEXICO	1 272	2 195	1 429	BRAZIL	2 809	4 022	2 592
GUATEMALA	60	83	51	ARGENTINA	49	223	145
EL SALVADOR	54	111	72	LEBANON	165	59	36
COSTA RICA	42	107	68	SYRIA	14	142	89
CUBA	113	179	114	ISRAEL	21 069	19 959	12 907
GUADELOUPE	386	210	131	SAUDI ARABIA	320	245	162
MARTINIQUE	337	202	125	PAKISTAN	124	202	132
TRINIDAD TOB	29	53	34	INDIA	22 601	6 745	4 320
ARUBA	75	111	71	SRI LANKA	34	378	242
NETH ANTILL	269	292	184	THAILAND	2 968	4 312	2 780
COLOMBIA	87	301	197	INDONESIA	2 720	997	640
VENEZUELA	255	496	319	MALAYSIA	12 416	10 768	6 981
ECUADOR	27	83	53	SINGAPORE	19 579	36 786	23 765
PERU	46	118	77	PHILIPPINES	356	486	313
BRAZIL	111	588	394	CHINA	419 362	100 886	64 940
CHILE	477	760	485	NORTH KOREA	195	57	36
PARAGUAY	44	81	51	SOUTH KOREA	16 056	13 020	8 350
URUGUAY	29	58	38	JAPAN	47 034	87 343	56 145
ARGENTINA	431	1 035	672	TAIWAN	110 747	106 609	68 391
CYPRUS	1 495	3 550	2 247	HONG KONG	6 120	8 532	5 465
LEBANON	652	1 172	744	AUSTRALIA	3 767	2 015	1 285
SYRIA	1 476	670	437	NEW ZEALAND	480	235	147
IRAN	2 258	2 864	1 827	EXPORTS	8 155 543	8 075 333	5 180 445
ISRAEL	2 781	4 124	2 616	FRANCE	1 063 283	1 004 436	643 364
JORDAN	274	429	273	BELGIUM LUX	823 909	754 943	483 893
SAUDI ARABIA	3 389	9 553	6 053	NETHERLANDS	1 046 861	905 826	580 958
KUWAIT	434	1 173	759	ITALY	510 587	497 583	318 146
BAHRAIN	208	479	309	UNTD KINGDOM	673 064	788 796	505 890
QATAR	246	663	419	IRELAND	38 354	28 761	18 431
ARAB EMIRAT	4 023	6 241	3 962	DENMARK	261 231	221 132	141 911
OMAN	264	642	403	GREECE	39 207	49 927	32 065
YEMEN	145	156	103	PORTUGAL	49 275	56 026	35 920
PAKISTAN	65	175	111	SPAIN	325 291	346 255	221 429
INDIA	53	95	64	CANARY IS	1 860	2 698	1 712
SRI LANKA	37	77	52	CEUTA MEL	77	141	91
THAILAND	1 022	1 518	975	ICELAND	4 476	4 445	2 850
VIETNAM	19	101	64	FAEROE IS	64	54	33
INDONESIA	1 956	2 710	1 736	NORWAY	70 252	68 578	44 015
MALAYSIA	818	3 106	2 005	SWEDEN	295 991	333 205	213 912
BRUNEI	46	463	318	FINLAND	90 185	78 600	50 439
SINGAPORE	3 830	7 628	4 937	SWITZERLAND	436 086	472 555	303 365
PHILIPPINES	395	949	594	AUSTRIA	800 085	692 517	445 044
CHINA	285	818	528	ANDORRA	88	149	97
SOUTH KOREA	7 967	16 780	10 804	GIBRALTAR	230	165	104
JAPAN	5 550	10 311	6 676	MALTA	3 066	4 860	3 088
TAIWAN	1 701	3 582	2 283	YUGOSLAVIA	17 262	20 771	12 760
HONG KONG	6 193	4 567	2 945	TURKEY	40 536	45 513	29 285
AUSTRALIA	2 908	5 451	3 490	ESTONIA	264	234	148
NEW ZEALAND	420	703	452	LATVIA	223	629	335
FR POLYNESIA	60	127	78	LITHUANIA	266	546	351
699 MANUFACTS.BASE METAL,NES				SOVIET UNION	29 442	11 058	6 832
IMPORTS	8 787 849	5 254 285	3 367 328	POLAND	145 021	109 729	70 622
FRANCE	1 154 741	676 895	433 436	CZECHOSLOVA	121 735	108 365	69 942
BELGIUM LUX	384 830	214 998	137 718	HUNGARY	57 083	55 486	35 612
NETHERLANDS	772 950	528 042	338 503	ROMANIA	30 046	31 242	20 049
ITALY	1 131 718	861 973	551 389	BULGARIA	6 041	5 991	3 848
UNTD KINGDOM	358 206	298 636	184 882	ALBANIA	29	92	59
IRELAND	53 387	57 608	36 867	UKRAINE	1 401	2 762	1 804
DENMARK	256 970	144 691	92 886	BELARUS	896	1 166	764
GREECE	13 400	5 734	3 666	MOLDOVA	65	154	100
PORTUGAL	73 394	40 266	25 747	RUSSIA	29 926	14 186	9 287
SPAIN	185 282	123 679	79 260	KAZAKHSTAN	4 842	2 840	1 938
NORWAY	16 196	14 782	9 527	TURKMENISTAN	25 368	5 140	3 472
SWEDEN	146 616	138 318	88 545	TADJIKISTAN	693	151	93
FINLAND	14 353	8 702	5 538	YUGOSLAVIA	5 005	5 332	3 413
SWITZERLAND	277 862	336 454	216 642	SLOVENIA	20 086	17 334	11 388
AUSTRIA	685 864	596 828	382 819	CROATIA	7 567	6 402	4 222
MALTA	493	2 100	1 319	BOS HERZEGOV	590	1 221	792
YUGOSLAVIA	59 570	26 208	16 122	MOROCCO	3 140	4 458	2 846
TURKEY	50 285	18 026	11 498	ALGERIA	19 599	9 585	6 302
ESTONIA	1 707	216	139	TUNISIA	3 684	7 995	5 111
LATVIA	537	80	50	LIBYA	22 593	9 943	6 321
LITHUANIA	16 165	1 411	924	EGYPT	9 913	8 184	5 225
SOVIET UNION	21 535	2 013	1 236	SUDAN	265	285	182
POLAND	880 482	153 160	98 479	MAURITANIA	31	73	50
CZECHOSLOVA	775 469	149 125	95 778	BURKINA FASO	1 764	322	204
HUNGARY	307 233	96 510	61 965	SENEGAL	82	209	131
ROMANIA	124 976	13 896	8 932	GAMBIA	290	217	138
BULGARIA	47 660	5 235	3 321	GUINEA	2 110	503	334
UKRAINE	1 838	186	123	CTE D IVOIRE	549	499	319
BELARUS	651	107	72	GHANA	5 835	1 460	959
RUSSIA	44 101	4 912	3 219	TOGO	341	295	188
YUGOSLAVIA	9 261	3 528	2 241	BENIN	342	303	194
SLOVENIA	57 518	36 551	24 050	NIGERIA	17 596	10 264	6 585
CRDATIA	25 989	10 988	7 208	CAMEROON	225	274	176
BOS HERZEGOV	2 425	964	647	GABON	239	256	162
MOROCCO	185	122	77	CONGO	1 037	636	400
TUNISIA	144	619	393	ZAIRE	182	254	159
NIGERIA	346	47	31	RWANDA	46	171	101
MAURITIUS	145	1 011	647	BURUNDI	44	105	66
SOUTH AFRICA	12 024	4 606	2 951	ANGOLA	5 568	2 157	1 373
				ETHIOPIA	6 077	951	624



## 6 IMPORTS AND EXPORTS (SPECIAL TRADE) BY GROUPS OF THE SITC-REV. III AND BY COUNTRIES OF PRODUCTION AND CONSUMPTION 1992

GROUP COUNTRY	DT = 100 KG	1 000 DM	1 000 \$	GROUP COUNTRY	DT = 100 KG	1 000 DM	1 000 \$
KENYA	1 203	1 810	1 032	IRELAND	808	3 227	1 999
UGANDA	97	171	113	DENMARK	111	410	266
TANZANIA	403	521	338	GREECE	2 927	5 221	3 308
MADAGASCAR	82	281	183	PORTUGAL	7 260	61 192	39 757
REUNION	242	421	263	SPAIN	19 062	134 228	85 813
MAURITIUS	263	792	509	CANARY IS	115	1 587	963
ZAMBIA	31	109	70	NORWAY	13	94	63
ZIMBABWE	49	138	89	SWEDEN	2 628	17 823	11 785
MALAWI	622	228	145	FINLAND	2 802	8 094	5 466
SOUTH AFRICA	37 783	49 935	32 166	SWITZERLAND	13 526	51 727	33 012
NAMIBIA	198	283	182	AUSTRIA	7 528	56 279	37 855
BOTSWANA	16	105	64	YUGOSLAVIA	859	360	222
USA	321 275	397 940	255 679	TURKEY	7 629	46 531	29 572
CANADA	63 514	50 620	32 501	SOVIET UNION	21 854	76 644	46 929
MEXICO	86 422	147 879	95 112	POLAND	14 922	33 772	22 156
GUATEMALA	1 119	907	567	CZECHOSLOVA	30 127	103 621	67 236
HONDURAS	182	267	170	HUNGARY	2 443	3 345	2 110
EL SALVADOR	312	479	308	ROMANIA	3 634	23 869	15 608
NICARAGUA	53	140	86	BULGARIA	865	865	546
COSTA RICA	699	935	594	UKRAINE	23 123	41 124	27 541
PANAMA	839	758	491	BELARUS	1 298	16 442	10 722
CUBA	329	727	482	RUSSIA	113 292	294 112	192 012
HAITI	239	308	203	KAZAKHSTAN	264	553	361
BAHAMAS	117	128	80	UZBEKISTAN	553	5 442	3 445
DOMINIC REP	272	313	203	TADJIKISTAN	80	50	34
GUADELOUPE	166	229	140	SLOVENIA	49	400	247
ANTIGUA	21	52	36	MOROCCO	6 311	6 519	4 108
MARTINIQUE	187	320	194	ALGERIA	5 550	29 512	19 145
JAMAICA	246	281	179	TUNISIA	320	852	536
ST LUCIA	40	50	33	LIBYA	3 032	29 852	18 589
ST VINCENT	102	79	48	EGYPT	29 383	119 102	76 455
BARBADOS	27	48	31	SIERRA LEONE	1 466	1 072	662
TRINIDAD TOB	160	260	165	GHANA	549	808	501
ARUBA	36	92	58	NIGERIA	42 352	137 508	88 162
NETH ANTILL	385	609	395	ZAIRE	1 759	3 819	2 434
COLOMBIA	3 353	2 786	1 797	KENYA	1 162	3 975	2 623
VENEZUELA	6 464	6 570	4 248	TANZANIA	359	1 780	1 142
SURINAME	54	73	47	ZAMBIA	2 229	1 133	702
ECUADOR	1 186	1 194	761	ZIMBABWE	657	2 981	1 979
PERU	607	711	461	MALAWI	308	2 765	1 720
BRAZIL	13 747	30 684	19 978	SOUTH AFRICA	14 146	108 328	69 780
CHILE	7 943	11 399	7 413	USA	42 867	95 414	59 735
BOLIVIA	298	513	324	CANADA	787	6 153	4 173
PARAGUAY	513	650	408	MEXICO	16 446	74 389	48 395
URUGUAY	575	565	366	DOMINIC REP	40	2 483	1 510
ARGENTINA	4 142	7 032	4 524	ANTIGUA	2 422	571	360
CYPRUS	3 131	3 727	2 379	TRINIDAD TOB	16 444	64 660	42 613
LEBANON	5 072	2 702	1 715	VENEZUELA	3 120	34 873	22 211
SYRIA	2 338	1 981	1 262	FRENCH GUIAN	90	370	228
IRAN	31 130	27 978	17 922	BOLIVIA	4 097	24 750	15 879
ISRAEL	39 538	37 101	23 711	ARGENTINA	15 255	115 910	76 145
JORDAN	3 047	2 011	1 291	CYPRUS	94	1 923	1 224
SAUDI ARABIA	24 206	32 772	20 956	SYRIA	37	150	100
KUWAIT	3 730	4 659	3 018	IRAQ	113	762	527
BAHRAIN	2 977	2 426	1 560	IRAN	75 248	210 228	134 828
QATAR	841	906	574	ISRAEL	3 843	8 638	5 361
ARAB EMIRAT	14 582	17 300	11 068	JORDAN	3 600	665	419
OMAN	766	1 402	903	SAUDI ARABIA	7 107	98 208	62 935
YEMEN	819	717	468	KUWAIT	8 201	22 557	15 265
PAKISTAN	4 887	3 987	2 552	BAHRAIN	17 226	83 316	52 370
INDIA	15 268	15 648	9 986	QATAR	1 602	7 465	4 606
BANGLADESH	546	956	595	ARAB EMIRAT	14 702	87 549	55 748
SRI LANKA	1 048	1 039	657	OMAN	1 090	6 904	4 543
NEPAL	1 774	1 307	835	YEMEN	120	328	206
MYANMAR	1 032	1 005	622	PAKISTAN	38 283	109 081	68 970
THAILAND	9 631	11 009	7 110	INDIA	124 926	333 557	208 621
VIETNAM	381	494	307	BANGLADESH	1 629	2 116	1 382
INDONESIA	8 058	11 030	7 038	THAILAND	7 836	52 864	33 873
MALAYSIA	10 596	10 651	6 834	INDONESIA	126 884	431 555	276 232
BRUNEI	68	140	86	MALAYSIA	44 658	166 092	105 969
SINGAPORE	33 155	48 571	31 266	SINGAPORE	87	489	312
PHILIPPINES	19 607	14 091	8 883	PHILIPPINES	1 302	21 793	13 625
MONGOLIA	21	56	35	CHINA	106 476	215 494	138 750
CHINA	10 365	15 976	10 374	NORTH KOREA	1 344	2 297	1 481
NORTH KOREA	334	381	239	SOUTH KOREA	20 762	63 893	40 043
SOUTH KOREA	28 158	48 822	31 426	JAPAN	17 629	39 885	26 337
JAPAN	57 249	93 033	59 869	TAIWAN	35 189	171 447	108 774
TAIWAN	19 117	27 932	18 071	HONG KONG	6 870	12 545	7 687
HONG KONG	10 778	20 127	12 886	AUSTRALIA	3 054	11 190	6 993
AUSTRALIA	47 872	68 163	43 740				
PAPUA NEW G	30	56	37				
AUST OCEANIA	39	90	58				
NEW ZEALAND	5 278	5 295	3 397				
SOLOMON IS	10	94	59				
NEW CALEDON	567	946	593				
WEST SAMOA	405	163	100				
FR POLYNESIA	245	436	280				
700 CPL IND PLANT (84/85/87)							
EXPORTS	1 346 575	4 682 913	3 006 953	711 STEAM GENER. BOILERS, ETC.			
FRANCE	6 803	14 264	8 923	IMPORTS	111 361	82 753	53 571
BELGIUM LUX	63 230	158 211	105 926	FRANCE	8 143	6 351	4 054
NETHERLANDS	19 425	98 955	63 646	BELGIUM LUX	4 339	7 687	5 024
ITALY	18 548	104 599	68 595	NETHERLANDS	10 362	11 674	7 487
UNIT KINGDOM	79 854	287 041	189 697	ITALY	1 949	1 606	1 010
				UNITD KINGDOM	1 812	3 337	2 119
				DENMARK	13 024	10 651	6 828
				SPAIN	8 464	2 626	1 725
				NORWAY	98	368	244
				SWEDEN	1 561	2 421	1 500
				FINLAND	98	149	94
				SWITZERLAND	2 458	4 477	2 912
				AUSTRIA	13 185	14 280	9 368
				YUGOSLAVIA	594	278	174



## 6 IMPORTS AND EXPORTS (SPECIAL TRADE) BY GROUPS OF THE SITC-REV. III AND BY COUNTRIES OF PRODUCTION AND CONSUMPTION 1992

GROUP COUNTRY	DT = 100 KG	1 000 DM	1 000 \$	GROUP COUNTRY	DT = 100 KG	1 000 DM	1 000 \$
ESTONIA	173	89	59	SOUTH KOREA	1 137	5 948	3 908
POLAND	28 436	10 707	7 055	JAPAN	296	1 002	580
CZECHOSLOVA	4 606	1 521	1 003	TAIWAN	635	2 480	1 579
HUNGARY	10 148	2 988	1 936	HONG KONG	5 062	5 848	3 770
SLOVENIA	221	73	47	AUSTRALIA	327	969	618
CROATIA	1 108	280	185	SOLOMON IS	69	104	63
USA	236	239	149				
CANADA	26	166	104	712 STEAM TURBINES			
SOUTH KOREA	56	86	54				
JAPAN	141	559	351	IMPORTS	55 021	213 400	137 777
TAIWAN	35	69	42				
EXPORTS	227 575	353 595	226 453	FRANCE	3 948	11 319	7 338
FRANCE	8 683	12 472	8 030	BELGIUM LUX	463	9 434	5 829
BELGIUM LUX	8 086	14 666	9 312	NETHERLANDS	8 036	28 294	18 949
NETHERLANDS	27 231	38 666	24 713	ITALY	3 029	8 937	5 778
ITALY	7 305	17 906	11 433	UNITD KINGDOM	3 734	10 080	6 392
UNITD KINGDOM	4 518	7 551	4 908	DENMARK	2 683	17 892	11 371
IRELAND	2 198	4 345	2 855	PORTUGAL	51	68	43
DENMARK	12 057	11 215	7 063	SPAIN	35	134	85
GREECE	4 137	5 550	3 555	NORWAY	41	665	452
PORTUGAL	158	645	408	SWEDEN	88	808	522
SPAIN	3 934	5 928	3 788	FINLAND	494	922	614
CANARY IS	39	79	49	SWITZERLAND	4 514	31 387	20 361
NORWAY	126	331	223	AUSTRIA	10 556	33 121	21 093
SWEDEN	3 824	10 106	6 234	YUGOSLAVIA	15	164	102
FINLAND	9 054	7 840	5 067	TURKEY	811	5 466	3 638
SWITZERLAND	10 289	22 829	14 424	POLAND	4 573	7 052	4 501
AUSTRIA	6 024	9 524	6 144	CZECHOSLOVA	5 559	12 633	8 087
MALTA	34	96	61	HUNGARY	1 773	1 654	1 054
YUGOSLAVIA	894	1 914	1 167	RUSSIA	8	85	41
TURKEY	3 142	2 645	1 683	SLOVENIA	1 276	2 253	1 474
ESTONIA	1 234	1 185	1 781	CROATIA	566	1 396	950
LATVIA	919	1 847	1 241	ALGERIA	6	150	95
SOVIET UNION	1 233	1 152	1 708	LIBYA	28	601	401
POLAND	15 427	17 519	11 331	EGYPT	15	172	108
CZECHOSLOVA	5 393	9 785	6 232	NIGERIA	30	450	304
HUNGARY	7 594	2 989	1 937	MAURITIUS	2	81	51
ROMANIA	2 367	6 946	4 456	SOUTH AFRICA	349	787	538
BULGARIA	193	394	248	USA	1 659	19 319	12 461
UKRAINE	49	46	30	JAMAICA	9	70	48
RUSSIA	1 823	2 504	1 672	VENEZUELA	421	5 826	3 701
SLOVENIA	110	328	221	BRAZIL	6	119	75
CROATIA	113	226	149	IRAN	31	272	176
MOROCCO	1 165	2 064	1 302	ISRAEL	3	119	78
ALGERIA	294	762	489	SAUDI ARABIA	10	85	56
TUNISIA	289	717	457	PAKISTAN	21	250	151
LIBYA	572	2 274	1 442	INDIA	20	300	194
EGYPT	2 345	5 282	3 393	INDONESIA	13	148	89
SENEGAL	394	325	198	SINGAPORE	4	76	46
SIERRA LEONE	56	87	54	CHINA	2	129	87
COTE D'IVOIRE	18	53	34	JAPAN	63	304	191
GHANA	686	114	72	TAIWAN	6	215	136
NIGERIA	670	1 950	1 273	EXPORTS	98 485	650 177	418 708
CAMEROON	12	92	57	FRANCE	6 622	37 886	24 347
ETHIOPIA	4	48	32	BELGIUM LUX	1 259	12 038	7 761
KENYA	200	254	171	NETHERLANDS	10 617	65 547	42 072
TANZANIA	190	227	145	ITALY	4 966	18 873	12 224
MADAGASCAR	10	57	39	UNITD KINGDOM	2 785	17 193	10 899
ZAMBIA	6	74	50	IRELAND	84	729	482
SOUTH AFRICA	509	767	492	DENMARK	2 613	12 364	8 155
BOTSWANA	218	263	165	GREECE	1 400	8 631	5 490
USA	3 476	6 092	3 834	PORTUGAL	1 463	10 702	6 588
CANADA	104	429	264	SPAIN	1 662	13 568	8 562
MEXICO	3 253	7 191	4 906	CANARY IS	15	911	608
PANAMA	15	73	50	NORWAY	88	2 037	1 382
JAMAICA	106	129	81	SWEDEN	943	5 739	3 653
PERU	516	919	583	FINLAND	5 614	35 003	22 493
BRAZIL	28	67	41	SWITZERLAND	2 912	24 802	15 709
CHILE	49	369	232	AUSTRIA	3 314	16 099	10 419
BOLIVIA	233	281	192	YUGOSLAVIA	1 077	2 116	1 303
ARGENTINA	614	5 379	3 634	TURKEY	980	6 621	4 489
CYPRUS	949	1 113	687	SOVIET UNION	152	1 017	617
LEBANON	93	131	83	POLAND	5 272	7 184	4 593
SYRIA	1 423	858	553	CZECHOSLOVA	2 188	9 466	6 102
IRAN	5 789	11 019	6 893	HUNGARY	1 862	2 696	1 718
ISRAEL	2 711	6 993	4 482	ROMANIA	21	768	500
JORDAN	240	576	372	RUSSIA	2	220	147
SAUDI ARABIA	2 995	8 918	5 418	YUGOSLAVIA	320	522	328
KUWAIT	2 196	5 179	3 299	SLOVENIA	311	304	204
BAHRAIN	205	219	151	CROATIA	229	1 444	996
QATAR	28	50	31	BOS HERZEGOV		53	33
ARAB EMIRAT	247	607	396	MOROCCO	61	1 152	737
OMAN	13	87	60	ALGERIA	3	502	309
YEMEN	165	301	185	TUNISIA	13	422	267
PAKISTAN	3 488	3 371	2 137	LIBYA	269	4 994	3 161
INDIA	792	2 957	1 856	EGYPT	907	6 346	4 033
BANGLADESH	529	716	461	SUDAN	501	403	253
SRI LANKA	178	561	362	NIGERIA	198	7 892	4 915
THAILAND	7 445	7 055	4 521	BURUNDI		68	40
VIETNAM	329	519	335	KENYA	2	687	436
INDONESIA	19 223	18 987	12 314	TANZANIA	53	1 064	681
MALAYSIA	1 339	2 018	1 317	MAURITIUS	80	579	364
SINGAPORE	903	2 359	1 498	ZIMBABWE	5	281	174
PHILIPPINES	1 718	1 623	1 026	SOUTH AFRICA	299	11 117	7 181
CHINA	2 683	4 975	3 283	NAMIBIA	15	152	96



6 IMPORTS AND EXPORTS (SPECIAL TRADE) BY GROUPS OF THE SITC-REV. III AND BY COUNTRIES OF PRODUCTION AND CONSUMPTION 1992

GROUP COUNTRY	DT = 100 KG	1 000 DM	1 000 \$	GROUP COUNTRY	DT = 100 KG	1 000 DM	1 000 \$
USA	7 963	47 229	30 387	ARGENTINA	2 114	2 017	1 292
CANADA	10	501	314	CYPRUS	452	202	130
MEXICO	669	12 281	7 753	LEBANON	6	82	51
EL SALVADOR		65	41	ISRAEL	187	481	313
NICARAGUA	4	71	43	SAUDI ARABIA	385	1 046	647
PANAMA	3	61	40	KUWAIT	151	455	286
CUBA	861	2 483	1 533	BAHRAIN	114	66	46
DOMINIC REP	57	218	134	ARAB EMIRAT	466	528	340
AM VIRGIN IS	369	4 453	2 939	INDIA	1 906	3 676	2 363
JAMAICA	25	931	568	SRI LANKA	58	216	133
TRINIDAD TOB		62	39	THAILAND	60	128	78
NETH ANTILL	5	196	124	INDONESIA	14	69	44
COLOMBIA	23	1 103	672	SINGAPORE	1 315	4 483	2 899
VENEZUELA	76	358	236	PHILIPPINES	211	115	72
ECUADOR		59	37	CHINA	27 141	33 834	21 595
BRAZIL	231	5 378	3 409	NORTH KOREA	20	133	84
CHILE	8	535	345	SOUTH KOREA	48 040	71 654	45 826
ARGENTINA	952	12 863	8 347	JAPAN	108 653	241 577	154 760
CYPRUS	1	53	33	TAIWAN	378	735	472
SYRIA	153	1 423	949	HONG KONG	549	4 307	2 749
IRAN	657	24 191	15 996	AUSTRALIA	98 859	108 246	69 440
ISRAEL	5 234	50 341	31 574	UNID COUNTR	190	109	71
JORDAN	46	2 214	1 402				
SAUDI ARABIA	94	3 770	2 457	EXPORTS	5 470 805	10 188 419	6 526 894
KUWAIT	10	193	126	FRANCE	446 439	1 066 038	687 148
BAHRAIN	2	51	32	BELGIUM LUX	396 524	878 276	559 907
QATAR	1	47	30	NETHERLANDS	161 801	289 897	185 735
ARAB EMIRAT	268	5 712	3 560	ITALY	91 208	477 709	305 147
OMAN	3 656	28 692	19 755	UNITD KINGDOM	1 038 018	717 610	458 066
PAKISTAN	2 217	10 586	7 035	IRELAND	1 329	4 294	2 749
INDIA	3 596	23 551	15 492	DENMARK	60 601	155 525	100 098
BANGLADESH	16	162	108	GREECE	23 303	45 374	29 022
THAILAND	677	3 332	2 214	PORTUGAL	8 475	35 499	22 963
INDONESIA	248	3 637	2 330	SPAIN	782 307	1 379 164	861 996
MALAYSIA	966	8 282	5 301	CANARY IS	840	4 394	2 835
SINGAPORE	979	6 519	4 221	CEUTA MEL	516	1 778	1 108
PHILIPPINES	529	8 274	5 534	ICELAND	574	1 979	1 282
CHINA	1 247	3 509	2 281	FAEROE IS	147	585	370
SOUTH KOREA	1 415	9 056	5 723	NORWAY	21 863	85 375	55 453
JAPAN	761	3 430	2 189	SWEDEN	162 057	326 367	209 226
TAIWAN	2 213	9 195	5 709	FINLAND	19 795	48 076	30 862
HONG KONG	2	91	59	SWITZERLAND	50 171	112 070	71 689
AUSTRALIA	1 026	4 551	2 881	AUSTRIA	636 933	784 665	501 958
NEW ZEALAND	1	49	30	ANDORRA	31	108	66
				GIBRALTAR	48	313	193
713 INTRNL COMBUS PSTN ENGIN				MALTA	607	3 549	2 263
IMPORTS	3 728 726	6 842 308	4 376 827	YUGOSLAVIA	21 198	63 105	38 870
FRANCE	368 108	741 419	473 598	TURKEY	22 583	69 727	44 697
BELGIUM LUX	27 623	61 017	38 954	ESTONIA	2 201	2 270	1 491
NETHERLANDS	49 385	96 650	61 822	LATVIA	308	1 663	1 061
ITALY	116 433	246 540	157 612	LITHUANIA	455	2 485	1 657
UNITD KINGDOM	692 007	1 220 359	779 910	SOVIET UNION	13 794	35 406	21 636
IRELAND	4 387	6 004	3 881	POLAND	12 916	29 015	18 814
DENMARK	52 544	95 812	61 971	CZECHOSLOVA	12 379	38 518	24 726
GREECE	398	203	127	HUNGARY	22 487	29 012	18 917
PORTUGAL	2 212	2 385	1 522	ROMANIA	2 236	9 303	5 937
SPAIN	303 731	460 265	293 770	BULGARIA	1 505	4 436	2 836
ICELAND	297	72	45	ALBANIA	203	576	364
FAEROE IS	14	72	46	UKRAINE	3 688	8 531	5 729
NORWAY	4 310	7 286	4 740	BELARUS	947	2 872	1 913
SWEDEN	20 200	47 370	30 562	RUSSIA	13 490	49 037	31 590
FINLAND	3 220	6 743	4 407	GEORGIA	175	1 418	953
SWITZERLAND	58 279	89 240	57 463	AZERBAIJAN	193	705	476
AUSTRIA	942 656	2 286 338	1 463 010	KAZAKHSTAN	186	344	218
GIBRALTAR	198	118	73	UZBEKISTAN	10	235	162
MALTA	222	557	376	TADJIKISTAN	29	172	119
YUGOSLAVIA	22 934	23 967	14 686	YUGOSLAVIA	4 841	15 082	9 599
TURKEY	11 825	47 898	30 849	SLOVENIA	5 618	14 232	9 341
SOVIET UNION	5 600	6 295	3 840	CROATIA	890	2 796	1 855
POLAND	59 452	32 276	20 393	MOROCCO	2 912	8 476	5 406
CZECHOSLOVA	16 201	14 297	9 193	ALGERIA	7 283	27 369	18 054
HUNGARY	21 496	33 425	21 745	TUNISIA	3 760	10 731	6 856
ROMANIA	197	477	307	LIBYA	2 023	11 235	7 200
BULGARIA	356	219	140	EGYPT	9 007	23 620	14 921
UKRAINE	14	128	86	SUDAN	376	2 733	1 760
BELARUS	601	582	373	MAURITANIA	156	1 583	1 028
RUSSIA	3 830	6 885	4 482	MALI	48	316	202
YUGOSLAVIA	2 774	1 705	1 111	BURKINA FASO	150	594	386
SLOVENIA	41 289	33 858	22 283	CAPE VERDE	159	1 198	747
CROATIA	3 713	6 231	4 007	SENEGAL	692	1 526	975
BOS HERZEGOV	33	71	48	GAMBIA	12	68	41
EGYPT	47	59	37	GUINEA	90	371	242
LIBERIA	153	144	98	SIERRA LEONE	111	742	472
GHANA	50	168	112	LIBERIA	119	437	273
KENYA	98	98	62	CTE D IVOIRE	301	1 193	768
SOUTH AFRICA	7 350	7 993	5 079	GHANA	746	2 452	1 563
USA	113 378	292 097	186 414	TOGO	69	256	167
CANADA	6 245	19 248	12 372	BENIN	5	45	31
MEXICO	265 286	281 758	180 010	NIGERIA	7 592	10 380	6 591
PANAMA	35	49	34	CAMEROON	227	1 119	717
ANTIGUA	65	50	30	CENT AFR REP	38	144	94
NETH ANTILL	149	109	71	GABON	30	218	140
VENEZUELA	186	423	261	CONGO	115	440	275
BRAZIL	207 423	188 613	120 761	ZAIRE	102	647	419
URUGUAY	52	137	90	RWANDA	45	198	125
				BURUNDI	9	92	57



## 6 IMPORTS AND EXPORTS (SPECIAL TRADE) BY GROUPS OF THE SITC-REV. III AND BY COUNTRIES OF PRODUCTION AND CONSUMPTION 1992

GROUP COUNTRY	DT = 100 KG	1 000 DM	1 000 \$	GROUP COUNTRY	DT = 100 KG	1 000 DM	1 000 \$
ANGOLA	269	2 079	1 366	NETHERLANDS	5 822	125 097	80 442
ETHIOPIA	708	2 784	1 725	ITALY	2 847	37 375	24 421
DJIBOUTI	119	613	409	UNITD KINGDOM	13 378	340 901	218 367
KENYA	251	1 135	722	IRELAND	14	1 270	865
UGANDA	78	521	324	DENMARK	2 491	5 560	3 550
TANZANIA	341	2 757	1 708	GREECE	4	659	446
SEYCHELLES	30	72	48	PORTUGAL	79	2 933	1 905
MOZAMBIQUE	22	246	158	SPAIN	90	3 088	2 025
MADAGASCAR	265	1 263	811	NORWAY	92	4 703	3 151
REUNION	41	251	161	SWEDEN	2 922	23 451	15 345
MAURITIUS	343	1 105	729	FINLAND	491	62 579	39 487
ZAMBIA	76	435	279	SWITZERLAND	20 130	132 254	85 772
ZIMBABWE	678	2 716	1 675	AUSTRIA	3 055	27 934	17 448
MALAWI	40	146	93	GIBRALTAR	5	381	235
SOUTH AFRICA	22 054	94 857	60 624	MALTA		80	39
NAMIBIA	110	1 246	787	YUGOSLAVIA	1 176	1 272	782
USA	893 289	1 630 166	1 042 803	TURKEY	16	721	454
CANADA	7 936	26 919	17 230	SOVIET UNION	165	192	119
MEXICO	106 037	227 935	147 497	POLAND	1 896	3 253	2 122
BERMUDA	28	184	117	CZECHOSLOVA	38	870	566
GUATEMALA	2 023	11 687	7 825	HUNGARY	1 906	1 717	1 097
HONDURAS	14	108	67	BULGARIA	2	404	273
EL SALVADOR	326	403	251	YUGOSLAVIA	148	315	195
COSTA RICA	340	584	379	CROATIA	2 304	3 614	2 329
PANAMA	383	1 696	1 101	MOROCCO	4	484	306
CUBA	56	173	109	EGYPT	2	809	515
BAHAMAS	18	61	40	NIGERIA	55	925	639
DOMINIC REP	170	264	164	CAMEROON	7	1 094	692
GUADELOUPE	98	469	303	ETHIOPIA	34	4 392	2 990
BRIT VIRG IS	3	75	46	SOUTH AFRICA	2	334	222
MARTINIQUE	24	256	164	USA	10 930	1 075 540	685 595
JAMAICA	21	165	104	CANADA	984	110 100	71 383
ST LUCIA	71	609	406	BRAZIL	5	552	340
BARBADOS	28	211	129	CYPRUS		109	68
TRINIDAD TOB	59	216	138	IRAN	27	6 130	3 758
NETH ANTILL	206	1 617	1 050	ISRAEL	55	4 335	2 765
COLOMBIA	721	2 967	1 914	SAUDI ARABIA	23	156	100
VENEZUELA	1 285	5 403	3 455	BAHRAIN	13	755	474
GUYANA	16	66	41	ARAB EMIRAT	65	3 842	2 492
SURINAME	13	126	80	PAKISTAN	1	62	43
FRENCH GUIAN	14	87	55	INDIA	35	7 101	4 343
ECUADOR	1 725	17 842	11 622	THAILAND	165	21 144	13 680
PERU	832	3 854	2 503	INDONESIA	178	277	180
BRAZIL	13 140	63 071	40 914	MALAYSIA	352	30 572	19 634
CHILE	5 906	22 797	14 678	SINGAPORE	96	5 604	3 635
BOLIVIA	1 090	6 155	3 838	PHILIPPINES	122	15 780	10 249
PARAGUAY	232	288	182	CHINA	2	283	179
URUGUAY	679	2 036	1 288	SOUTH KOREA	6	926	591
ARGENTINA	2 787	13 781	8 836	JAPAN	1 502	28 325	18 363
CYPRUS	981	3 142	2 038	AUSTRALIA	44	5 523	3 440
LEBANON	2 225	5 710	3 673	EXPORTS	109 687	3 027 040	1 944 858
SYRIA	7 888	9 417	6 031	FRANCE	10 128	334 595	214 302
IRAN	46 136	108 138	68 812	BELGIUM LUX	11 768	68 050	44 244
ISRAEL	4 777	20 084	12 807	NETHERLANDS	6 068	124 637	79 842
JORDAN	2 310	5 312	3 393	ITALY	1 514	57 811	36 713
SAUDI ARABIA	19 780	64 678	41 351	UNITD KINGDOM	10 928	272 914	174 889
KUWAIT	998	5 780	3 754	IRELAND	150	20 322	13 121
BAHRAIN	190	1 443	938	DENMARK	267	26 530	17 397
QATAR	987	1 275	803	GREECE	10	273	175
ARAB EMIRAT	5 807	28 683	18 234	PORTUGAL	35	3 354	2 187
OMAN	3 862	4 590	2 933	SPAIN	1 116	29 767	19 151
YEMEN	273	1 572	988	NORWAY	114	8 784	5 660
AFGHANISTAN	163	239	151	SWEDEN	1 584	22 754	14 649
PAKISTAN	2 387	8 097	5 195	FINLAND	555	15 741	10 332
INDIA	3 681	27 945	17 676	SWITZERLAND	6 530	122 972	79 922
BANGLADESH	70	796	509	AUSTRIA	2 179	30 591	19 758
SRI LANKA	387	1 429	908	MALTA	1	177	122
NEPAL	78	131	90	YUGOSLAVIA	21	528	321
THAILAND	1 681	6 744	4 315	TURKEY	140	14 515	9 524
VIETNAM	6	56	39	SOVIET UNION	418	1 659	1 000
INDONESIA	7 854	41 952	27 600	POLAND	133	1 443	939
MALAYSIA	1 837	10 228	6 557	CZECHOSLOVA	12	567	371
BRUNEI	60	443	293	HUNGARY	2 312	3 597	2 353
SINGAPORE	32 416	149 188	95 804	BULGARIA	7	5 163	3 222
PHILIPPINES	915	5 635	3 729	RUSSIA	6	512	353
MONGOLIA	31	123	85	SLOVENIA	12	144	95
CHINA	92 191	245 216	158 061	CROATIA	624	2 358	1 568
NORTH KOREA	8	67	43	MOROCCO	10	1 455	921
SOUTH KOREA	31 864	132 044	85 458	ALGERIA	86	8 172	5 145
JAPAN	8 770	64 953	42 170	LIBYA	65	1 185	751
TAIWAN	8 431	45 344	28 366	EGYPT	25	2 315	1 479
HONG KONG	4 628	25 419	16 267	CAPE VERDE		50	31
AUSTRALIA	28 671	87 018	55 734	CAMEROON	5	1 283	820
PAPUA NEW G	332	6 148	3 796	CONGO	2	114	72
NEW ZEALAND	1 124	6 235	3 922	ANGOLA	63	1 218	812
AM OCEANIA	7	68	43	ETHIOPIA	5	884	554
VANUATU	21	296	194	KENYA	56	9 181	5 894
WEST SAMOA	12	287	194	SOUTH AFRICA	75	7 769	5 307
FR POLYNESIA	18	310	194	LESOTHO		120	76
714 ENGINES,MOTORS NON-ELECT				USA	33 159	1 143 921	732 752
IMPORTS	89 106	2 428 783	1 553 059	CANADA	95	31 363	20 025
FRANCE	13 731	296 369	187 725	MEXICO	70	3 707	2 536
BELGIUM LUX	1 574	26 570	17 163	VENEZUELA	135	1 620	1 054
				ECUADOR	22	781	526
				BRAZIL	115	22 008	14 040



## 6 IMPORTS AND EXPORTS (SPECIAL TRADE) BY GROUPS OF THE SITC-REV. III AND BY COUNTRIES OF PRODUCTION AND CONSUMPTION 1992

GROUP COUNTRY	DT = 100 KG	1 000 DM	1 000 \$	GROUP COUNTRY	DT = 100 KG	1 000 DM	1 000 \$
CHILE	2	165	107	FRANCE	189 436	432 274	276 873
ARGENTINA	64	16 834	11 072	BELGIUM LUX	125 176	208 052	133 146
CYPRUS	315	62 657	39 979	NETHERLANDS	149 456	306 304	196 227
IRAN	305	15 779	10 050	ITALY	178 642	364 862	233 518
ISRAEL	30	2 695	1 705	UNITD KINGDOM	117 696	282 047	181 032
JORDAN	18	3 890	2 646	IRELAND	7 849	13 776	8 861
SAUDI ARABIA	81	19 773	12 439	DENMARK	65 486	105 011	67 305
KUWAIT	5	555	374	GREECE	13 729	19 552	12 561
BAHRAIN	35	3 605	2 295	PORTUGAL	14 413	32 993	21 034
QATAR	120	8 614	5 562	SPAIN	68 719	151 928	97 677
ARAB EMIRAT	194	10 746	6 967	CANARY IS	318	924	598
OMAN	2	284	191	ICELAND	231	525	327
PAKISTAN	425	11 199	7 431	NORWAY	22 252	53 125	34 327
INDIA	457	30 948	19 812	SWEDEN	55 647	134 073	86 156
BANGLADESH	7	185	116	FINLAND	27 734	50 103	31 712
NEPAL	2	542	335	SWITZERLAND	110 869	337 610	216 932
THAILAND	92	20 989	13 966	AUSTRIA	88 872	183 239	117 519
INDONESIA	10 598	53 030	35 897	MALTA	343	1 600	1 024
MALAYSIA	1 967	220 063	141 927	YUGOSLAVIA	1 570	3 914	2 403
BRUNEI	8	986	609	TURKEY	39 102	67 808	43 415
SINGAPORE	388	10 890	7 094	LATVIA	33	65	42
PHILIPPINES	1 416	77 147	48 691	LITHUANIA	173	614	374
CHINA	41	7 878	4 784	SOVIET UNION	20 544	34 360	21 323
SOUTH KOREA	93	5 247	3 430	POLAND	8 640	27 205	17 376
JAPAN	1 942	19 553	12 495	CZECHOSLOVA	19 136	44 339	28 527
TAIWAN	346	3 413	2 161	HUNGARY	17 141	27 000	17 416
HONG KONG	2	59	38	ROMANIA	1 918	3 004	1 923
AUSTRALIA	108	12 276	7 595	BULGARIA	723	1 589	1 020
716 ROTATING ELECTRIC PLANT				ALBANIA	137	66	41
IMPORTS	1 694 145	2 484 456	1 592 093	UKRAINE	2 541	6 313	4 011
FRANCE	345 146	400 447	256 542	BELARUS	249	917	606
BELGIUM LUX	26 437	73 227	46 810	MOLDOVA	100	674	435
NETHERLANDS	32 444	59 964	38 382	RUSSIA	11 079	26 500	17 316
ITALY	245 991	279 100	177 943	ARMENIA	76	95	64
UNITD KINGDOM	109 252	113 684	73 242	KAZAKHSTAN	529	1 836	1 226
IRELAND	16 958	37 334	23 886	UZBEKISTAN	28	99	62
DENMARK	84 454	125 254	80 349	TADJIKISTAN	508	573	362
GREECE	134	362	232	YUGOSLAVIA	264	992	637
PORTUGAL	1 811	6 072	3 892	SLOVENIA	1 981	4 441	2 894
SPAIN	96 603	148 341	94 722	CROATIA	567	1 285	860
NORWAY	2 427	5 088	3 302	MOROCCO	1 719	6 020	3 689
SWEDEN	54 462	77 179	49 642	ALGERIA	1 195	6 464	4 180
FINLAND	36 228	45 169	29 044	TUNISIA	1 264	2 109	1 348
SWITZERLAND	124 807	288 731	185 117	LIBYA	1 983	10 129	6 411
AUSTRIA	134 514	167 850	107 027	EGYPT	9 704	18 598	11 833
MALTA	81	136	85	SUDAN	255	783	503
YUGOSLAVIA	26 519	27 765	16 991	MAURITANIA	18	45	30
TURKEY	3 779	3 345	2 132	MALI	29	70	45
LATVIA	784	2 863	1 826	BURKINA FASO	61	251	159
SOVIET UNION	787	790	482	NIGER	113	450	283
POLAND	24 856	19 131	12 307	CAPE VERDE	26	80	51
CZECHOSLOVA	58 274	51 256	32 927	SENEGAL	60	72	46
HUNGARY	59 423	60 854	38 936	GAMBIA	423	251	155
ROMANIA	687	482	316	GUINEA	148	302	192
BULGARIA	4 703	2 513	1 624	SIERRA LEONE	90	338	218
UKRAINE	1 099	2 261	1 455	LIBERIA	20	81	51
RUSSIA	1 489	1 845	1 190	CTE D IVOIRE	36	94	61
YUGOSLAVIA	1 435	2 163	1 347	GHANA	201	531	341
SLOVENIA	64 617	58 704	38 516	TOGO	65	346	217
CROATIA	4 235	2 893	1 901	NIGERIA	2 950	8 196	5 255
TUNISIA	10	174	113	CAMEROON	86	263	177
EGYPT	26	82	54	CENT AFR REP	19	75	51
SUDAN	205	204	129	GABON	46	216	136
BENIN	81	150	90	CONGO	58	140	91
SOUTH AFRICA	593	1 959	1 294	ZAIRE	61	206	128
USA	28 785	152 931	98 413	RWANDA	119	620	425
CANADA	11 801	26 610	17 014	BURUNDI	41	148	97
MEXICO	608	1 003	656	ANGOLA	758	5 223	3 305
BRAZIL	6 959	5 937	3 820	ETHIOPIA	194	449	284
CHILE	3	75	52	KENYA	219	641	409
ARGENTINA	54	186	125	UGANDA	65	206	127
LEBANON	52	97	61	TANZANIA	647	1 999	1 321
IRAN	212	94	58	MOZAMBIQUE	110	464	312
ISRAEL	33	386	250	MADAGASCAR	36	141	89
SAUDI ARABIA	74	300	187	MAURITIUS	481	2 022	1 353
KUWAIT	23	66	44	ZAMBIA	11	247	159
BAHRAIN	76	77	53	ZIMBABWE	91	388	243
QATAR	27	51	32	MALAWI	1 594	5 330	3 387
INDIA	990	657	421	SOUTH AFRICA	7 346	22 863	14 702
THAILAND	1 738	9 982	6 447	NAMIBIA	73	56	37
MALAYSIA	1 020	5 039	3 229	USA	79 346	264 080	169 373
SINGAPORE	2 243	7 298	4 644	CANADA	9 723	32 836	20 977
PHILIPPINES	31	224	146	MEXICO	4 835	15 013	9 679
CHINA	35 154	55 740	35 812	GUATEMALA	54	216	134
NORTH KOREA	208	601	384	EL SALVADOR	26	121	78
SOUTH KOREA	3 032	6 458	4 152	NICARAGUA	23	94	61
JAPAN	22 887	99 253	63 761	COSTA RICA	139	923	609
TAIWAN	5 532	19 845	12 709	PANAMA	28	111	71
HONG KONG	6 631	23 060	14 921	CUBA	197	487	321
AUSTRALIA	180	561	366	DOMINIC REP	73	310	205
NEW ZEALAND	34	156	100	JAMAICA	18	167	107
POLAR REG	53	145	100	TRINIDAD TOB	21	83	51
EXPORTS	1 772 639	3 990 718	2 558 288	NETH ANTILL	51	96	58
				COLOMBIA	1 299	3 215	2 078
				VENEZUELA	4 375	11 387	7 247
				SURINAME	21	116	71
				ECUADOR	219	798	506



## 6 IMPORTS AND EXPORTS (SPECIAL TRADE) BY GROUPS OF THE SITC-REV. III AND BY COUNTRIES OF PRODUCTION AND CONSUMPTION 1992

GROUP COUNTRY	DT = 100 KG	1 000 DM	1 000 \$	GROUP COUNTRY	DT = 100 KG	1 000 DM	1 000 \$
PERU	516	2 067	1 391	UNTO KINGDOM	47 876	115 742	74 436
BRAZIL	3 245	11 496	7 434	IRELAND	312	2 449	1 552
CHILE	8 399	9 784	6 332	DENMARK	3 398	21 470	13 826
BOLIVIA	332	1 313	834	GREECE	519	1 147	727
URUGUAY	109	345	224	PORTUGAL	555	3 400	2 217
ARGENTINA	891	3 449	2 240	SPAIN	2 956	49 378	33 205
CYPRUS	337	1 055	664	ICELAND	35	107	68
LEBANON	1 625	2 636	1 654	FAEROE IS	5	64	41
SYRIA	3 169	4 307	2 815	NORWAY	2 820	14 965	9 566
IRAN	76 583	147 208	94 022	SWEDEN	7 286	118 629	75 212
ISRAEL	5 032	27 535	17 622	FINLAND	2 610	51 954	34 407
JORDAN	1 538	1 366	883	SWITZERLAND	13 112	128 269	79 551
SAUDI ARABIA	11 060	26 244	16 875	AUSTRIA	23 584	69 380	44 475
KUWAIT	1 558	3 736	2 383	YUGOSLAVIA	695	2 593	1 581
BAHRAIN	199	880	558	TURKEY	1 701	5 859	3 748
QATAR	303	1 125	706	LITHUANIA	28	127	80
ARAB EMIRAT	4 629	9 410	6 061	SOVIET UNION	71	871	544
OMAN	373	912	593	POLAND	2 135	6 050	3 968
YEMEN	231	664	446	CZECHOSLOVA	3 827	59 333	38 142
AFGHANISTAN	295	195	122	HUNGARY	822	3 675	2 359
PAKISTAN	9 841	10 794	7 007	ROMANIA	38	306	193
INDIA	4 350	17 065	10 928	BULGARIA	123	534	339
BANGLADESH	220	864	574	UKRAINE	65	806	545
SRI LANKA	952	2 271	1 442	BELARUS	104	586	389
NEPAL	36	137	84	RUSSIA	5 614	8 588	5 537
MYANMAR	18	85	54	KAZAKHSTAN	99	178	116
THAILAND	10 728	16 278	10 562	YUGOSLAVIA	41	293	185
VIETNAM	144	316	202	SLOVENIA	1 412	1 463	958
INDONESIA	34 325	60 068	39 099	CROATIA	185	527	339
MALAYSIA	2 852	7 950	5 125	MOROCCO	1 949	5 334	3 328
SINGAPORE	11 014	24 050	15 569	ALGERIA	293	1 465	943
PHILIPPINES	3 295	6 560	4 309	TUNISIA	17	285	182
CHINA	36 959	97 815	61 423	LIBYA	70	427	270
NORTH KOREA	33	61	37	EGYPT	700	3 682	2 395
SOUTH KOREA	8 704	29 039	18 844	MAURITANIA	28	122	79
JAPAN	10 153	39 769	25 927	BURKINA FASO	1 116	6 213	3 834
TAIWAN	3 831	13 761	8 786	GHANA	11	81	52
HONG KONG	5 415	11 877	7 633	TOGO	20	95	61
MACAO	4	50	32	NIGERIA	40	280	180
AUSTRALIA	11 548	35 327	22 692	GABON	35	246	166
NEW ZEALAND	725	1 404	905	RWANDA	5	152	102
SOLOMON IS	47	112	69	BURUNDI	81	183	100
SHIPS SUPPL	61	105	66	ANGOLA	26	192	130
				KENYA	60	1 219	814
				TANZANIA	37	323	199
				ZIMBABWE	3	48	34
				MALAWI	642	4 309	2 616
				SOUTH AFRICA	873	5 183	3 321
				USA	23 909	74 967	48 293
				CANADA	4 543	12 707	8 159
				MEXICO	607	6 622	4 469
				GUATEMALA	200	412	269
				EL SALVADOR	4	105	66
				JAMAICA	6	269	166
				COLOMBIA	149	1 742	1 112
				VENEZUELA	447	2 103	1 337
				FRENCH GUIAN	3	172	112
				ECUADOR	116	1 600	1 091
				PERU	100	714	445
				BRAZIL	5 662	12 458	8 101
				CHILE	112	655	421
				BOLIVIA	3	113	71
				ARGENTINA	168	2 315	1 470
				CYPRUS	14	68	41
				LEBANON	14	86	55
				SYRIA	158	876	562
				IRAQ	20	179	113
				IRAN	1 286	7 637	4 876
				ISRAEL	227	937	595
				JORDAN	7	55	35
				SAUDI ARABIA	936	3 772	2 369
				KUWAIT	23	293	187
				BAHRAIN	13	82	55
				ARAB EMIRAT	535	4 608	2 975
				PAKISTAN	243	393	243
				INDIA	2 532	5 307	3 342
				SRI LANKA	1	119	75
				NEPAL	21	312	189
				THAILAND	338	1 475	954
				INDONESIA	497	1 910	1 225
				MALAYSIA	417	2 377	1 554
				SINGAPORE	1 767	8 556	5 502
				PHILIPPINES	27	376	242
				CHINA	1 190	5 908	3 727
				SOUTH KOREA	3 975	23 543	15 433
				JAPAN	1 058	10 611	6 879
				TAIWAN	1 256	5 117	3 326
				HONG KONG	835	3 335	2 130
				AUSTRALIA	795	4 922	3 129
				PAPUA NEW G	13	51	32
				NEW ZEALAND	8	63	41
718 OTH. POWR. GENRTNG. MACHNRY				721 AGRIC. MACHINES, EX. TRACTR			
IMPORTS	163 603	638 287	408 918	IMPORTS	1 417 297	1 520 013	969 070
FRANCE	22 122	120 115	77 426	FRANCE	214 074	213 690	136 402
BELGIUM LUX	1 792	40 475	24 700				
NETHERLANDS	37 195	59 398	38 584				
ITALY	10 176	23 402	14 992				
UNTD KINGDOM	8 699	34 290	22 105				
IRELAND	2 687	5 035	3 251				
DENMARK	10 755	33 241	21 330				
GREECE	17	102	63				
PORTUGAL	1 014	604	395				
SPAIN	2 788	2 659	1 701				
NORWAY	708	2 629	1 690				
SWEDEN	10 383	110 458	70 767				
FINLAND	833	2 645	1 708				
SWITZERLAND	10 578	49 698	31 858				
AUSTRIA	16 169	35 480	22 804				
YUGOSLAVIA	426	434	270				
TURKEY		72	43				
POLAND	2 077	1 786	1 137				
CZECHOSLOVA	5 396	4 280	2 735				
HUNGARY	3 752	5 471	3 505				
BULGARIA	1 102	1 713	1 093				
BELARUS	101	107	69				
RUSSIA	281	195	123				
YUGOSLAVIA	92	73	46				
SLOVENIA	534	1 434	974				
EGYPT	65	162	103				
GHANA	23	58	40				
SOUTH AFRICA	59	97	60				
USA	8 221	82 654	52 856				
CANADA	133	4 135	2 625				
BRAZIL	1 441	1 416	921				
ARGENTINA	24	56	36				
ISRAEL	2	795	492				
ARAB EMIRAT	8	161	99				
INDIA	65	55	34				
SINGAPORE	80	301	199				
CHINA	110	221	140				
SOUTH KOREA	326	296	192				
JAPAN	2 269	10 246	6 586				
TAIWAN	433	518	325				
AUSTRALIA	557	965	609				
NEW ZEALAND	11	143	96				
EXPORTS	279 679	1 695 959	1 078 157				
FRANCE	36 113	461 085	288 924				
BELGIUM LUX	9 541	112 275	69 772				
NETHERLANDS	32 976	131 738	84 002				
ITALY	18 695	81 757	52 493				



## 6 IMPORTS AND EXPORTS (SPECIAL TRADE) BY GROUPS OF THE SITC-REV. III AND BY COUNTRIES OF PRODUCTION AND CONSUMPTION 1992

GROUP COUNTRY	DT = 100 KG	1 000 DM	1 000 \$	GROUP COUNTRY	DT = 100 KG	1 000 DM	1 000 \$
BELGIUM LUX	76 321	104 483	66 270	CONGO	53	60	38
NETHERLANDS	162 965	225 484	144 795	BURUNDI	48	117	75
ITALY	175 658	165 730	105 486	ETHIOPIA	459	1 135	713
UNTD KINGDOM	34 814	51 009	32 503	KENYA	291	540	356
IRELAND	3 268	3 217	2 029	TANZANIA	523	702	445
DENMARK	121 711	164 035	105 004	SEYCHELLES	182	127	81
GREECE	265	468	294	MOZAMBIQUE	348	370	229
PORTUGAL	6 471	3 001	1 909	MADAGASCAR	55	50	33
SPAIN	4 080	6 389	4 112	REUNION	184	159	97
NORWAY	33 125	25 609	16 357	MAURITIUS	39	65	44
SWEDEN	32 538	107 623	69 241	ZAMBIA	492	809	504
FINLAND	3 406	5 572	3 625	ZIMBABWE	1 340	2 065	1 330
SWITZERLAND	12 123	28 347	18 298	SOUTH AFRICA	8 678	9 298	5 952
AUSTRIA	115 421	121 422	77 024	USA	75 167	73 828	46 843
YUGOSLAVIA	1 705	959	590	CANADA	15 921	17 730	11 474
TURKEY	3 897	1 520	977	MEXICO	1 580	1 929	1 241
LATVIA	44	85	53	MARTINIQUE	19	52	34
SOVIET UNION	719	183	111	TRINIDAD TOB	71	55	37
POLAND	70 364	15 811	10 219	COLOMBIA	51	220	141
CZECHOSLOVA	65 613	24 146	15 567	VENEZUELA	1 369	3 998	2 538
HUNGARY	109 199	54 167	34 552	FRENCH GUIAN	23	80	53
ROMANIA	736	115	77	ECUADOR	37	55	37
BULGARIA	4 002	1 152	742	BRAZIL	546	2 371	1 529
BELARUS	1 578	255	165	CHILE	2 738	3 807	2 470
RUSSIA	2 092	389	259	PARAGUAY	122	259	166
YUGOSLAVIA	111	57	36	URUGUAY	334	382	250
SLOVENIA	2 420	763	495	ARGENTINA	660	1 721	1 104
CROATIA	107	208	135	CYPRUS	446	580	359
SOUTH AFRICA	710	643	404	LEBANON	295	211	135
USA	130 188	154 148	96 346	SYRIA	4 989	1 732	1 078
CANADA	731	773	497	IRAQ	92	183	116
BRAZIL	111	96	63	IRAN	27 749	43 341	27 572
ISRAEL	312	622	394	ISRAEL	1 439	3 094	2 006
INDIA	324	92	60	JORDAN	341	565	357
SINGAPORE	43	113	70	SAUDI ARABIA	21 204	28 755	18 296
CHINA	3 949	873	563	KUWAIT	1 985	2 833	1 871
SOUTH KOREA	72	146	92	BAHRAIN	43	61	40
JAPAN	20 205	34 416	21 829	QATAR	142	301	197
TAIWAN	1 034	1 234	790	ARAB EMIRAT	2 614	3 306	2 116
AUSTRALIA	78	75	50	OMAN	70	75	47
NEW ZEALAND	305	673	444	YEMEN	905	712	444
EXPORTS	2 099 127	2 530 592	1 626 022	PAKISTAN	997	1 674	1 040
FRANCE	315 385	403 480	259 411	INDIA	500	1 286	819
BELGIUM LUX	76 544	106 519	68 049	BANGLADESH	428	1 149	792
NETHERLANDS	189 041	205 390	131 331	SRI LANKA	75	104	65
ITALY	83 104	109 562	69 524	NEPAL	143	325	205
UNTD KINGDOM	158 304	197 682	125 789	THAILAND	1 296	1 948	1 273
IRELAND	14 648	15 487	9 772	INDONESIA	738	2 181	1 451
DENMARK	51 449	58 969	37 478	MALAYSIA	887	1 854	1 185
GREECE	13 099	20 550	13 048	SINGAPORE	100	408	256
PORTUGAL	6 371	6 612	4 236	PHILIPPINES	63	232	148
SPAIN	57 137	70 172	44 371	MONGOLIA	228	618	426
CANARY IS	244	252	156	CHINA	8 477	19 167	12 674
ICELAND	2 962	2 468	1 586	SOUTH KOREA	20 667	17 682	11 356
NORWAY	14 077	14 482	9 237	JAPAN	88 532	70 568	45 108
SWEDEN	29 568	41 424	26 493	TAIWAN	3 863	5 016	3 191
FINLAND	11 115	14 768	9 333	HONG KONG	3 220	1 715	1 101
SWITZERLAND	63 670	95 029	60 568	AUSTRALIA	5 487	8 171	5 328
AUSTRIA	128 404	150 512	96 339	NEW ZEALAND	2 497	3 804	2 478
MALTA	54	71	46	NEW CALEDON	52	48	31
YUGOSLAVIA	1 680	1 791	1 084	722 TRACTORS			
TURKEY	11 843	16 883	10 853	IMPORTS	669 613	669 585	427 317
ESTONIA	1 708	2 082	1 367	FRANCE	96 373	115 974	74 752
LATVIA	1 507	2 420	1 587	BELGIUM LUX	11 906	12 625	7 879
LITHUANIA	2 792	5 125	3 379	NETHERLANDS	14 517	11 513	7 292
SOVIET UNION	36 997	45 074	27 877	ITALY	128 445	150 001	95 846
POLAND	28 566	26 596	17 393	UNTD KINGDOM	103 458	124 124	79 227
CZECHOSLOVA	41 040	55 407	36 041	DENMARK	3 067	3 511	2 196
HUNGARY	25 483	21 303	13 746	SPAIN	2 139	3 237	2 074
ROMANIA	5 998	6 237	4 049	NORWAY	67	77	47
BULGARIA	3 216	5 018	3 201	SWEDEN	3 342	5 557	3 594
ALBANIA	4 201	4 113	2 746	FINLAND	5 299	8 079	5 279
UKRAINE	197 368	219 977	145 990	SWITZERLAND	2 221	3 704	2 377
BELARUS	24 346	37 448	25 298	AUSTRIA	23 568	36 464	23 101
RUSSIA	108 173	121 784	78 596	YUGOSLAVIA	368	166	100
KAZAKHSTAN	19 679	22 262	15 296	TURKEY	88	111	69
UZBEKISTAN	579	602	381	ESTONIA	947	153	101
TADJIKISTAN	127	492	335	LATVIA	449	62	39
YUGOSLAVIA	899	791	516	LITHUANIA	6 095	1 167	759
SLOVENIA	646	828	554	SOVIET UNION	7 218	2 222	1 374
CROATIA	4 055	7 643	5 007	POLAND	14 772	4 653	3 027
MOROCCO	8 624	10 223	6 378	CZECHOSLOVA	100 916	48 631	30 924
ALGERIA	10 917	9 662	6 188	HUNGARY	2 818	1 748	1 123
TUNISIA	21 142	27 391	16 957	ROMANIA	196	47	32
LIBYA	414	741	468	UKRAINE	1 684	192	126
EGYPT	2 444	5 502	3 498	BELARUS	11 727	3 078	1 988
SUDAN	7 905	9 677	6 298	RUSSIA	17 406	3 571	2 379
MAURITANIA	421	884	596	YUGOSLAVIA	180	78	48
BURKINA FASO	15	115	73	USA	93 702	101 190	63 953
SENEGAL	554	707	446	CANADA	1 054	631	398
CTE D IVOIRE	71	149	94	MALAYSIA	24	55	34
GHANA	66	108	74	JAPAN	14 614	26 904	17 142
NIGERIA	1 288	1 816	1 158	EXPORTS	1 627 629	1 819 749	1 164 278
CAMEROON	141	106	67				
GABON	33	81	51				



## 6 IMPORTS AND EXPORTS (SPECIAL TRADE) BY GROUPS OF THE SITC-REV. III AND BY COUNTRIES OF PRODUCTION AND CONSUMPTION 1992

GROUP COUNTRY	DT = 100 KG	1 000 DM	1 000 \$	GROUP COUNTRY	DT = 100 KG	1 000 DM	1 000 \$
FRANCE	220 333	249 632	159 177	JAPAN	17 199	22 960	14 861
BELGIUM LUX	35 448	45 316	28 918	TAIWAN	3 115	4 156	2 705
NETHERLANDS	112 209	131 172	83 842	AUSTRALIA	30 605	30 746	19 652
ITALY	64 858	84 483	53 566	NEW ZEALAND	11 665	10 914	6 956
UNITD KINGDOM	143 853	158 388	100 756	NEW CALEDON	618	609	390
IRELAND	2 298	3 096	2 034	N ZEAL OCEAN	4 111	4 428	2 875
DENMARK	32 114	40 317	25 633				
GREECE	44 327	34 248	21 702	723 CIVIL ENGINEERING EQUIPT			
PORTUGAL	16 258	18 474	11 860	IMPORTS	4 148 926	3 601 942	2 309 548
SPAIN	43 883	45 720	29 233	FRANCE	796 685	676 275	432 615
ICELAND	552	848	542	BELGIUM LUX	495 608	486 008	311 015
NORWAY	12 346	15 799	10 187	NETHERLANDS	159 291	125 679	80 526
SWEDEN	26 873	33 619	21 452	ITALY	413 449	344 872	221 243
FINLAND	5 541	6 505	4 094	UNITD KINGDOM	380 151	377 825	242 658
SWITZERLAND	25 536	37 900	24 065	IRELAND	13 029	9 711	6 206
AUSTRIA	68 462	95 620	61 314	DENMARK	31 670	31 732	20 327
ANDORRA	231	412	258	GREECE	916	551	353
YUGOSLAVIA	532	449	274	PORTUGAL	712	825	515
TURKEY	1 442	2 071	1 322	SPAIN	41 474	27 835	17 703
ESTONIA	164	154	105	NORWAY	8 139	7 587	4 845
LATVIA	117	107	67	SWEDEN	204 326	221 294	142 449
LITHUANIA	1 287	552	353	FINLAND	20 700	33 072	21 126
SOVIET UNION	801	1 059	641	SWITZERLAND	58 172	72 636	46 496
POLAND	1 368	688	444	AUSTRIA	292 915	324 128	207 537
CZECHOSLOVA	2 499	3 183	2 076	MALTA	130	50	31
HUNGARY	5 630	2 219	1 443	YUGOSLAVIA	30 682	10 418	6 398
ROMANIA	1 162	208	130	TURKEY	9 461	4 012	2 569
BULGARIA	985	384	262	ESTONIA	153	82	52
ALBANIA	6 554	5 587	3 539	LATVIA	621	168	104
UKRAINE	236	288	198	SOVIET UNION	9 553	3 162	1 941
RUSSIA	1 311	2 798	1 792	POLAND	74 764	23 103	14 831
YUGOSLAVIA	168	121	76	CZECHOSLOVA	316 087	93 721	60 597
SLOVENIA	858	1 669	1 130	HUNGARY	168 768	55 505	35 697
CROATIA	5 338	7 168	4 866	ROMANIA	5 913	1 517	968
MOROCCO	2 971	3 853	2 485	BULGARIA	764	304	193
TUNISIA	3 110	3 417	2 305	UKRAINE	345	163	105
EGYPT	1 787	1 721	1 137	BELARUS	308	155	103
SUDAN	188	157	100	RUSSIA	12 309	2 973	1 976
MALI	396	363	242	UZBEKISTAN	77	69	43
BURKINA FASO	405	609	382	YUGOSLAVIA	3 492	1 311	823
CHAD	79	109	75	SLOVENIA	53 210	19 659	12 918
SENEGAL	131	103	65	CROATIA	18 889	8 733	5 779
CTE D IVOIRE	269	329	219	BOS HERZEGOV	702	280	192
GHANA	459	392	254	ALGERIA	268	106	64
TOGO	68	110	74	SOUTH AFRICA	333	908	592
NIGERIA	365	593	381	USA	156 092	210 380	135 477
CAMEROON	96	80	53	CANADA	9 874	9 523	6 126
GABON	148	164	104	BRAZIL	4 419	4 888	3 159
ZAIRE	49	60	38	ISRAEL	295	359	222
ANGOLA	65	73	47	SAUDI ARABIA	1 058	158	102
ETHIOPIA	229	234	143	SINGAPORE	2 298	4 106	2 643
KENYA	222	287	187	CHINA	9 631	8 182	5 235
UGANDA	88	123	81	SOUTH KOREA	18 672	12 036	7 862
TANZANIA	568	867	547	JAPAN	321 742	384 698	246 362
MADAGASCAR	693	828	531	HONG KONG	9	44	30
MAURITIUS	162	169	104	AUSTRALIA	283	768	491
ZAMBIA	314	424	274	NEW ZEALAND	26	130	83
ZIMBABWE	2 334	1 031	654	EXPORTS	3 282 730	3 907 442	2 507 703
SOUTH AFRICA	2 349	2 241	1 447	FRANCE	418 732	414 949	265 862
USA	511 300	554 149	355 652	BELGIUM LUX	186 178	166 304	106 417
CANADA	45 963	46 957	30 044	NETHERLANDS	274 615	250 727	160 589
MEXICO	50	132	91	ITALY	158 928	204 693	130 908
GUATEMALA	944	826	545	UNITD KINGDOM	232 169	272 253	174 794
HONDURAS	2 403	2 087	1 402	IRELAND	8 739	8 770	5 588
EL SALVADOR	240	217	140	DENMARK	50 779	59 269	38 137
COSTA RICA	507	489	307	GREECE	114 612	46 774	30 092
PANAMA	585	507	328	PORTUGAL	37 493	40 975	26 219
DOMINIC REP	1 236	1 101	723	SPAIN	78 310	113 539	71 997
GUADELOUPE	68	129	87	CANARY IS	99	368	232
MARTINIQUE	54	74	45	ICELAND	1 398	1 731	1 101
BARBADOS	70	88	59	NORWAY	29 226	47 277	30 217
COLOMBIA	903	708	450	SWEDEN	67 541	58 100	37 266
VENEZUELA	12 558	11 103	7 040	FINLAND	9 802	10 081	6 477
GUYANA	137	96	62	SWITZERLAND	112 595	145 965	94 064
SURINAME	443	352	217	AUSTRIA	265 678	289 119	186 070
ECUADOR	433	376	234	ANDORRA	18	63	39
PERU	394	837	512	GIBRALTAR	163	217	137
CHILE	3 144	3 376	2 152	MALTA	448	543	351
BOLIVIA	555	604	382	YUGOSLAVIA	8 058	8 927	5 434
URUGUAY	4 427	4 245	2 792	TURKEY	38 593	34 398	22 054
LEBANON	480	102	64	ESTONIA	946	1 550	985
SYRIA	9 131	1 887	1 186	LATVIA	263	517	342
IRAN	1 671	4 293	2 861	LITHUANIA	46	54	34
ISRAEL	3 592	3 838	2 423	SOVIET UNION	11 552	26 013	15 808
JORDAN	1 733	305	194	POLAND	27 415	40 103	25 743
SAUDI ARABIA	8 903	11 593	7 436	CZECHOSLOVA	83 907	98 865	63 702
KUWAIT	120	212	128	HUNGARY	30 471	26 463	16 962
ARAB EMIRAT	205	131	81	ROMANIA	2 044	4 063	2 613
INDIA	400	550	359	BULGARIA	1 619	3 014	1 959
THAILAND	4 290	4 166	2 699	UKRAINE	3 327	6 719	4 286
INDONESIA	350	896	557	BELARUS	2 453	10 651	7 333
MALAYSIA	2 739	2 300	1 490	RUSSIA	23 742	54 198	35 972
SINGAPORE	1 727	1 714	1 071	AZERBAIJAN	883	3 570	2 288
PHILIPPINES	756	692	437				
CHINA	232	248	159				
NORTH KOREA	33 396	29 139	18 828				
SOUTH KOREA	2 194	6 623	4 192				



## 6 IMPORTS AND EXPORTS (SPECIAL TRADE) BY GROUPS OF THE SITC-REV. III AND BY COUNTRIES OF PRODUCTION AND CONSUMPTION 1992

GROUP COUNTRY	DT = 100 KG	1 000 DM	1 000 \$	GROUP COUNTRY	DT = 100 KG	1 000 DM	1 000 \$
KAZAKHSTAN	2 639	5 931	3 920	PHILIPPINES	2 044	2 197	1 423
YUGOSLAVIA	2 008	2 796	1 789	CHINA	35 616	75 288	48 443
SLOVENIA	6 696	5 498	3 602	NORTH KOREA	22	371	229
CROATIA	2 624	3 295	2 144	SOUTH KOREA	41 543	89 908	57 529
MOROCCO	4 157	8 592	5 516	JAPAN	34 192	66 134	42 695
ALGERIA	19 226	25 833	16 877	TAIWAN	21 808	40 599	26 189
TUNISIA	9 196	11 310	7 261	HONG KONG	34 905	68 518	43 653
LIBYA	14 363	28 585	18 106	MACAO	135	450	271
EGYPT	16 168	22 582	14 404	AUSTRALIA	44 569	69 134	44 535
SUDAN	459	776	494	PAPUA NEW G	206	276	171
MAURITANIA	1 496	3 257	2 118	NEW ZEALAND	1 369	1 803	1 180
CHAD	83	114	79	NEW CALEDON	176	504	315
CAPE VERDE	40	176	118	KIRIBATI	198	340	214
SENEGAL	266	700	452	N ZEAL OCEAN	92	49	30
GAMBIA	10	62	40	WEST SAMOA	47	105	68
GUINEA	3 121	4 931	3 065	FR POLYNESIA	44	117	74
SIERRA LEONE	679	651	413				
LIBERIA	148	195	125	724 TEXTILE, LEATHER MACHINES			
CTE D IVOIRE	330	511	325	IMPORTS	705 027	1 546 942	991 175
GHANA	6 451	7 248	4 615	FRANCE	84 191	158 175	101 605
TOGO	560	1 218	771	BELGIUM LUX	63 799	95 707	61 123
BENIN	70	391	243	NETHERLANDS	60 005	91 829	58 747
NIGERIA	7 820	11 286	7 097	ITALY	119 238	269 673	172 318
CAMEROON	834	607	394	UNITO KINGDOM	32 809	78 675	50 590
CENT AFR REP	781	897	570	IRELAND	1 076	1 340	857
GABON	424	702	451	DENMARK	7 329	21 086	13 472
CONGO	301	203	130	GREECE	505	1 449	925
ZAIRE	201	1 873	1 154	PORTUGAL	8 058	51 311	32 859
BURUNDI	243	264	162	SPAIN	12 979	18 390	11 682
ANGOLA	339	1 348	891	NORWAY	269	564	355
ETHIOPIA	2 504	3 252	2 134	SWEDEN	7 520	31 925	20 449
KENYA	320	959	612	FINLAND	1 385	3 684	2 360
UGANDA	794	1 280	818	SWITZERLAND	87 117	299 154	191 999
TANZANIA	1 364	1 610	1 030	AUSTRIA	23 945	47 279	30 458
SEYCHELLES	27	48	32	MALTA	20	66	41
MADAGASCAR	17	294	203	YUGOSLAVIA	10 910	4 678	2 869
REUNION	4 261	5 010	3 126	TURKEY	2 112	1 603	1 041
MAURITIUS	2 235	2 917	1 845	LATVIA	350	260	157
MAYOTTE	226	194	130	SOVIET UNION	477	788	480
ZAMBIA	582	1 810	1 167	POLAND	24 741	11 827	7 576
ZIMBABWE	1 083	1 140	720	CZECHOSLOVA	21 974	38 297	24 550
MALAWI	125	318	209	HUNGARY	9 279	9 043	5 799
SOUTH AFRICA	34 983	66 787	42 232	ROMANIA	201	272	172
NAMIBIA	567	166	108	BULGARIA	238	216	136
BOTSWANA	23	157	98	RUSSIA	978	930	591
LESOTHO	5 704	4 654	2 955	YUGOSLAVIA	148	303	189
USA	242 799	243 491	156 021	SLOVENIA	20 509	7 420	4 903
CANADA	19 477	35 001	22 555	CROATIA	637	842	550
MEXICO	3 904	8 826	5 817	MOROCCO	68	73	44
GUATEMALA	186	218	145	TUNISIA	94	343	217
HONDURAS	127	89	57	MAURITIUS	121	227	152
EL SALVADOR	44	102	63	SOUTH AFRICA	748	2 575	1 688
NICARAGUA	121	103	69	USA	13 892	49 287	31 658
COSTA RICA	182	171	103	CANADA	990	1 421	902
CUBA	12	78	48	MEXICO	108	105	66
DOMINIC REP	347	420	282	VENEZUELA	23	86	55
GUADELOUPE	287	374	242	BRAZIL	17 179	17 074	10 862
MARTINIQUE	299	274	171	ARGENTINA	271	102	70
ARUBA	222	447	308	IRAN	151	755	468
COLOMBIA	1 455	3 690	2 389	ISRAEL	880	1 615	1 042
VENEZUELA	9 213	10 083	6 327	INDIA	1 463	2 164	1 424
GUYANA	396	1 481	938	THAILAND	832	1 602	1 044
SURINAME	184	342	222	INDONESIA	154	234	151
FRENCH GUIAN	129	202	123	MALAYSIA	340	724	464
ECUADOR	243	330	212	SINGAPORE	6 246	25 569	16 492
PERU	423	1 094	729	PHILIPPINES	27	925	592
BRAZIL	15 995	29 477	19 264	CHINA	2 115	1 809	1 147
CHILE	17 715	28 360	17 928	SOUTH KOREA	385	2 769	1 765
BOLIVIA	47	109	68	JAPAN	26 766	132 380	84 663
URUGUAY	158	412	260	HONG KONG	28 494	56 956	36 492
ARGENTINA	593	1 732	1 101	AUSTRALIA	355	707	453
CYPRUS	4 507	4 487	2 852	NEW ZEALAND	98	152	98
LEBANON	2 835	4 756	3 127		214	155	95
SYRIA	4 459	6 254	4 139	EXPORTS	2 525 957	9 105 607	5 847 477
IRAN	88 598	142 469	91 266	FRANCE	109 581	446 234	286 749
ISRAEL	16 063	21 967	14 144	BELGIUM LUX	69 158	259 806	166 690
JORDAN	4 656	3 603	2 308	NETHERLANDS	52 264	140 530	90 209
SAUDI ARABIA	17 315	27 527	17 664	ITALY	144 336	650 275	415 360
KUWAIT	5 596	4 120	2 852	UNITO KINGDOM	69 727	244 560	157 094
BAHRAIN	315	899	580	IRELAND	6 069	21 727	14 153
QATAR	1 003	1 171	745	DENMARK	19 191	64 258	41 204
ARAB EMIRAT	20 344	32 594	21 334	GREECE	16 012	76 890	49 208
OMAN	592	926	588	PORTUGAL	30 493	172 819	110 568
YEMEN	453	882	564	SPAIN	42 173	182 532	116 546
PAKISTAN	18 877	15 971	10 393	CANARY IS	233	595	373
INDIA	18 714	33 038	21 395	ICELAND	216	1 054	679
BANGLADESH	37	77	47	FAEROE IS	13	83	55
SRI LANKA	408	394	257	NORWAY	3 654	13 942	8 964
NEPAL	16	83	54	SWEDEN	8 548	32 362	20 822
MYANMAR	79	236	153	FINLAND	4 202	15 754	10 019
THAILAND	40 163	54 320	35 403	SWITZERLAND	61 098	188 145	120 612
LAOS	523	1 032	678	AUSTRIA	49 629	173 443	111 310
VIETNAM	240	1 212	765	MALTA	532	3 977	2 540
INDONESIA	13 599	16 690	10 707				
MALAYSIA	7 396	12 087	7 776				
BRUNEI	21	51	39				
SINGAPORE	44 842	44 313	28 661				



## 6 IMPORTS AND EXPORTS (SPECIAL TRADE) BY GROUPS OF THE SITC-REV. III AND BY COUNTRIES OF PRODUCTION AND CONSUMPTION 1992

GROUP COUNTRY	DT = 100 KG	1 000 DM	1 000 \$	GROUP COUNTRY	DT = 100 KG	1 000 DM	1 000 \$
YUGOSLAVIA	4 840	20 962	12 833	INDIA	45 561	163 206	105 318
TURKEY	185 970	586 602	376 742	BANGLADESH	14 615	11 288	7 498
ESTONIA	859	4 291	2 747	SRI LANKA	7 133	12 251	7 963
LATVIA	496	2 427	1 560	NEPAL	379	182	116
LITHUANIA	381	1 689	1 103	MYANMAR	89	1 662	1 046
SOVIET UNION	31 278	112 974	70 033	THAILAND	39 010	122 611	78 969
POLAND	30 382	88 260	56 831	LAOS	12	67	42
CZECHOSLOVA	54 203	172 307	110 697	VIETNAM	778	3 560	2 264
HUNGARY	13 287	45 725	29 209	INDONESIA	55 448	189 023	122 245
ROMANIA	8 728	55 138	35 495	MALAYSIA	8 812	30 404	19 679
BULGARIA	4 082	19 096	12 089	SINGAPORE	4 771	29 447	18 871
ALBANIA	143	215	136	PHILIPPINES	18 288	41 674	27 133
UKRAINE	1 060	4 419	2 865	MONGOLIA	200	1 143	760
BELARUS	556	2 549	1 635	CHINA	113 731	471 855	306 275
MOLDOVA	52	599	385	NORTH KOREA	145	644	393
RUSSIA	26 137	106 055	68 041	SOUTH KOREA	71 151	263 870	169 662
AZERBAIJAN	3 116	6 245	4 051	JAPAN	39 428	215 233	138 605
KAZAKHSTAN	378	1 424	940	TAIWAN	92 305	369 630	237 056
TURKMENISTAN	273	2 946	1 987	HONG KONG	30 883	183 522	118 732
UZBEKISTAN	2 005	7 584	5 176	MACAO	2 459	10 920	7 116
TADJIKISTAN	23	217	142	AUSTRALIA	10 991	51 448	32 950
YUGOSLAVIA	2 597	11 762	7 575	NEW ZEALAND	1 611	5 660	3 592
SLOVENIA	5 613	26 163	17 107	NEW CALEDON	38	146	97
CROATIA	2 137	11 077	7 289	FIJI	11	79	51
BOS HERZEGOV	4	103	67				
MOROCCO	17 025	47 983	30 559	725 PAPER,PULP MILL MACHINES			
ALGERIA	4 650	23 051	14 693	IMPORTS	335 941	875 115	558 428
TUNISIA	10 867	44 166	28 489	FRANCE	25 455	71 736	45 966
LIBYA	127	1 345	842	BELGIUM LUX	13 502	27 577	17 839
EGYPT	32 122	95 195	60 634	NETHERLANDS	35 361	51 106	32 725
SUDAN	25	498	319	ITALY	50 047	135 907	87 117
MAURITANIA	113	186	118	UNITD KINGDOM	15 204	38 086	24 281
BURKINA FASO	78	475	314	IRELAND	698	2 284	1 429
SENEGAL	140	465	289	DENMARK	8 948	16 862	10 771
GAMBIA	75	223	148	GREECE	182	641	423
CTE D IVOIRE	140	1 596	1 025	PORTUGAL	393	684	425
GHANA	171	1 270	806	SPAIN	6 750	20 263	12 728
TOGO	11	180	111	NORWAY	2 875	10 882	6 957
BENIN	14	123	82	SWEDEN	20 856	76 562	48 388
NIGERIA	24 487	59 052	37 890	FINLAND	10 727	25 001	16 091
CAMEROON	31	410	264	SWITZERLAND	38 939	154 502	98 552
ZAIRE	64	691	445	AUSTRIA	51 426	119 380	75 937
RWANDA	311	597	380	YUGOSLAVIA	311	241	145
ANGOLA	76	781	502	TURKEY	67	82	54
ETHIOPIA	162	1 071	683	POLAND	9 141	4 772	3 028
KENYA	2 975	3 150	2 050	CZECHOSLOVA	6 502	3 278	2 115
UGANDA	266	595	369	HUNGARY	834	884	572
TANZANIA	240	1 522	973	BULGARIA	25	73	46
MOZAMBIQUE	18	141	90	RUSSIA	466	88	58
MADAGASCAR	232	2 281	1 473	SLOVENIA	598	555	355
REUNION	16	60	35	TUNISIA	22	94	62
MAURITIUS	2 674	17 892	11 531	NIGERIA	110	50	32
ZAMBIA	449	2 592	1 647	ZIMBABWE	29	166	105
ZIMBABWE	2 780	12 725	8 211	SOUTH AFRICA	2 509	2 629	1 707
MALAWI	68	482	306	USA	12 594	61 275	39 174
SOUTH AFRICA	13 198	61 759	39 260	CANADA	828	7 610	4 809
NAMIBIA	197	230	145	MEXICO	100	574	367
BOTSWANA	90	691	456	BRAZIL	4 547	4 484	2 742
SWAZILAND	185	762	509	CHILE	23	70	44
LESOTHO	72	893	564	ISRAEL	224	183	113
USA	266 883	1 138 937	731 976	JORDAN	8	50	32
CANADA	7 710	35 250	22 491	SAUDI ARABIA	73	85	55
MEXICO	45 634	187 771	120 084	INDIA	520	160	102
GUATEMALA	1 574	6 512	4 127	INDONESIA	115	56	34
HONDURAS	26	403	258	SINGAPORE	51	62	40
EL SALVADOR	632	2 907	1 876	CHINA	537	329	204
NICARAGUA	4	58	35	JAPAN	12 834	32 860	20 934
COSTA RICA	86	954	617	TAIWAN	888	1 345	854
PANAMA	3	84	53	HONG KONG	44	267	182
CUBA	75	594	396	AUSTRALIA	162	86	52
DOMINIC REP	726	552	365	NEW ZEALAND	296	1 111	705
JAMAICA	48	442	274	EXPORTS	652 681	2 284 782	1 465 189
NETH ANTILL	232	669	430	FRANCE	55 335	204 370	130 857
COLOMBIA	20 064	78 590	50 184	BELGIUM LUX	30 842	104 643	67 235
VENEZUELA	7 237	27 740	17 634	NETHERLANDS	52 899	162 975	104 947
ECUADOR	5 771	17 220	11 118	ITALY	39 572	147 436	94 240
PERU	3 192	11 521	7 525	UNITD KINGDOM	40 725	158 202	101 028
BRAZIL	22 821	109 012	70 354	IRELAND	411	1 785	1 172
CHILE	9 837	31 152	20 121	DENMARK	16 393	81 688	53 690
BOLIVIA	844	2 873	1 840	GREECE	1 452	4 944	3 172
PARAGUAY	3 263	3 784	2 441	PORTUGAL	5 611	22 498	14 410
URUGUAY	2 029	8 863	5 584	SPAIN	23 294	87 425	55 771
ARGENTINA	17 660	77 284	49 549	CANARY IS	324	1 109	718
CYPRUS	690	5 076	3 228	ICELAND	91	212	140
LEBANON	869	2 684	1 751	NORWAY	5 515	21 488	13 666
SYRIA	25 426	65 191	41 947	SWEDEN	14 306	64 996	41 906
IRAN	184 455	451 515	290 872	FINLAND	16 351	52 249	33 375
ISRAEL	11 603	58 827	37 940	SWITZERLAND	38 521	128 066	82 143
JORDAN	7 495	6 009	3 904	AUSTRIA	46 576	139 653	89 519
SAUDI ARABIA	7 166	27 891	17 579	MALTA	125	322	212
KUWAIT	57	565	366	YUGOSLAVIA	2 061	10 972	6 659
BAHRAIN	51	252	165	TURKEY	5 894	21 327	13 710
QATAR	5	57	39	LITHUANIA	798	887	601
ARAB EMIRAT	2 484	7 535	4 793				
OMAN	22	179	113				
YEMEN	61	389	266				
PAKISTAN	131 139	191 106	122 807				



## 6 IMPORTS AND EXPORTS (SPECIAL TRADE) BY GROUPS OF THE SITC-REV. III AND BY COUNTRIES OF PRODUCTION AND CONSUMPTION 1992

GROUP COUNTRY	DT = 100 KG	1 000 DM	1 000 \$	GROUP COUNTRY	DT = 100 KG	1 000 DM	1 000 \$
SOVIET UNION	3 482	17 524	10 668	726 PRINTNG,BOOKBINDNG MACHS			
POLAND	10 278	19 674	12 919	IMPORTS	432 853	1 482 617	952 425
CZECHOSLOVA	12 418	44 321	28 715	FRANCE	42 148	103 548	66 688
HUNGARY	2 109	11 517	7 428	BELGIUM LUX	18 194	45 840	29 291
ROMANIA	905	1 911	1 246	NETHERLANDS	52 462	128 727	82 772
BULGARIA	386	1 296	841	ITALY	30 788	121 955	77 668
UKRAINE	37	74	47	UNTD KINGDOM	31 193	95 524	61 349
MOLDOVA	17	168	116	IRELAND	2 188	1 730	1 101
RUSSIA	1 199	3 362	2 205	DENMARK	9 502	45 564	29 191
KAZAKHSTAN	190	964	651	GREECE	271	675	431
UZBEKISTAN	41	301	203	PORTUGAL	990	2 883	1 808
YUGOSLAVIA	235	723	451	SPAIN	8 034	19 527	12 414
SLOVENIA	775	2 718	1 808	NORWAY	2 411	3 029	1 908
CROATIA	1 597	1 324	843	SWEDEN	14 040	35 728	22 841
MOROCCO	1 343	3 502	2 226	FINLAND	2 874	5 142	3 315
ALGERIA	233	1 666	1 024	SWITZERLAND	132 619	532 202	344 140
TUNISIA	4 999	20 583	13 057	AUSTRIA	30 793	87 870	56 185
LIBYA	100	656	432	MALTA	3	146	98
EGYPT	4 572	10 691	6 808	YUGOSLAVIA	274	456	275
SUDAN	53	243	164	TURKEY	183	162	100
NIGER	7	48	32	SOVIET UNION	1 098	2 315	1 422
SIERRA LEONE	44	56	37	POLAND	2 833	3 842	2 465
CTE D IVOIRE	22	66	44	CZECHOSLOVA	3 877	1 830	1 167
GHANA	54	84	55	HUNGARY	1 661	1 125	726
TOGO	83	136	90	ROMANIA	32	79	52
NIGERIA	357	1 336	849	BULGARIA	58	63	41
CAMEROON	158	266	177	RUSSIA	82	180	117
CENT AFR REP	16	44	30	YUGOSLAVIA	77	211	131
ZAIRE	6	89	55	SLOVENIA	134	118	74
ETHIOPIA	21	172	111	CROATIA	169	576	379
DJIBOUTI	54	369	234	BOS HERZEGOV	93	93	63
KENYA	146	421	267	MOROCCO	25	100	65
UGANDA	38	140	88	TUNISIA	67	60	37
TANZANIA	61	384	237	SOUTH AFRICA	30	191	121
MADAGASCAR	34	160	104	USA	19 874	145 569	92 953
REUNION	60	134	85	CANADA	424	3 360	2 191
MAURITIUS	61	121	77	MEXICO	10	64	42
ZAMBIA	70	88	56	BARBADOS	179	565	357
ZIMBABWE	723	5 466	3 716	PERU	7	153	94
SOUTH AFRICA	5 638	22 710	14 470	BRAZIL	212	643	401
USA	84 838	293 457	189 501	IRAN	153	120	82
CANADA	2 092	8 532	5 531	ISRAEL	235	1 660	1 049
MEXICO	5 907	28 090	17 826	SAUDI ARABIA	50	52	33
GUATEMALA	132	390	245	INDIA	190	395	265
BELIZE	20	92	62	THAILAND	48	81	51
HONDURAS	67	358	237	SINGAPORE	183	343	226
EL SALVADOR	115	294	189	CHINA	1 550	1 638	1 075
NICARAGUA	59	292	200	SOUTH KOREA	8	547	345
COSTA RICA	24	162	108	JAPAN	18 999	82 378	52 576
PANAMA	102	327	209	TAIWAN	556	1 901	1 191
DOMINIC REP	55	278	179	HONG KONG	309	1 115	712
BARBADOS	13	65	40	AUSTRALIA	67	209	130
TRINIDAD TDB	235	325	205	EXPORTS	1 468 430	6 082 771	3 887 254
NETH ANTILL	29	181	115	FRANCE	118 069	474 336	305 041
COLOMBIA	1 190	4 303	2 754	BELGIUM LUX	61 373	251 497	160 475
VENEZUELA	3 906	15 420	9 917	NETHERLANDS	94 112	323 163	204 419
ECUADOR	8 903	3 314	2 210	ITALY	92 121	394 804	251 756
PERU	263	624	392	UNTD KINGDOM	97 776	460 465	291 282
BRAZIL	3 159	19 193	12 363	IRELAND	4 249	15 973	10 424
CHILE	1 882	6 545	4 234	DENMARK	16 054	69 434	44 762
BOLIVIA	215	399	254	GREECE	12 191	40 612	25 970
PARAGUAY	116	244	162	PORTUGAL	10 474	51 401	33 173
URUGUAY	49	209	137	SPAIN	56 707	228 901	145 765
ARGENTINA	3 453	7 818	4 968	CANARY IS	473	1 927	1 265
CYPRUS	72	357	225	ICELAND	126	776	494
LEBANON	153	296	184	NORWAY	3 511	18 910	12 359
SYRIA	502	1 238	779	SWEDEN	52 502	216 044	138 161
IRAN	2 072	7 300	4 699	FINLAND	12 431	76 944	48 534
ISRAEL	1 246	5 243	3 334	SWITZERLAND	95 830	226 183	145 770
JORDAN	592	1 403	924	AUSTRIA	59 836	232 901	149 909
SAUDI ARABIA	1 857	7 555	4 809	ANDORRA	24	206	131
KUWAIT	552	1 372	866	MALTA	203	1 944	1 228
BAHRAIN	42	235	150	YUGOSLAVIA	2 207	6 149	3 745
QATAR	40	117	73	TURKEY	17 614	50 741	32 404
ARAB EMIRAT	1 161	3 460	2 196	ESTONIA	1 601	99	62
OMAN	10	75	52	LATVIA	245	1 236	823
YEMEN	252	852	540	LITHUANIA	1 368	5 487	3 679
PAKISTAN	7 217	4 281	2 763	SOVIET UNION	18 036	105 844	64 661
INDIA	1 855	7 084	4 550	POLAND	13 633	35 186	22 453
BANGLADESH	2 384	2 846	1 818	CZECHOSLOVA	22 968	70 284	44 711
SRI LANKA	391	1 190	752	HUNGARY	13 612	20 065	12 921
NEPAL	58	207	126	ROMANIA	4 991	8 614	5 531
MYANMAR	90	576	367	BULGARIA	2 544	5 054	3 282
THAILAND	5 523	20 379	12 734	ALBANIA	22	51	33
VIETNAM	42	112	73	UKRAINE	81	499	322
INDONESIA	7 110	12 127	7 748	RUSSIA	5 865	48 617	32 211
MALAYSIA	5 715	20 629	12 977	GEORGIA	3	91	57
SINGAPORE	2 887	10 678	6 830	ARMENIA	9	265	175
PHILIPPINES	1 240	3 279	2 082	UZBEKISTAN	1 889	12 538	7 966
CHINA	3 545	13 821	8 895	YUGOSLAVIA	706	3 006	1 930
SOUTH KOREA	11 289	53 006	33 415	SLOVENIA	3 794	9 798	6 310
JAPAN	9 812	60 044	38 149	CROATIA	1 038	2 525	1 640
TAIWAN	7 861	28 176	18 378	MOROCCO	3 071	10 671	7 000
HONG KONG	7 579	17 914	11 586				
AUSTRALIA	1 974	9 905	6 481				
NEW ZEALAND	855	4 754	2 975				
NEW CALEDON	43	126	79				



## 6 IMPORTS AND EXPORTS (SPECIAL TRADE) BY GROUPS OF THE SITC-REV. III AND BY COUNTRIES OF PRODUCTION AND CONSUMPTION 1992

GROUP COUNTRY	DT = 100 KG	1 000 DM	1 000 \$	GROUP COUNTRY	DT = 100 KG	1 000 DM	1 000 \$
ALGERIA	751	2 737	1 756	TAIWAN	11 088	55 081	35 349
TUNISIA	2 596	9 021	5 779	HONG KONG	31 603	115 021	74 204
LIBYA	889	6 229	4 006	AUSTRALIA	70 959	340 274	211 349
EGYPT	7 758	27 312	17 412	NEW ZEALAND	1 166	5 656	3 633
SUDAN	112	689	455	SOLOMON IS	30	79	55
MALI	106	150	93	NEW CALEDON	171	928	588
SENEGAL	12	131	85	FIJI	155	496	299
GUIN BISSAU	3	114	79				
SIERRA LEONE	34	221	142	727 FOOD-PROCESS.MCH.NON DOM			
CTE D IVOIRE	19	211	138				
GHANA	265	840	540	IMPORTS	252 123	676 619	433 601
TOGO	44	137	89				
BENIN	73	146	94	FRANCE	13 875	45 986	29 553
NIGERIA	1 980	9 583	6 150	BELGIUM LUX	4 568	8 007	5 144
CAMEROON	335	1 529	974	NETHERLANDS	54 502	158 823	102 181
CENT AFR REP	9	48	31	ITALY	34 920	110 632	71 080
CONGO	131	503	313	UNITD KINGDOM	7 922	32 000	20 230
ZAIRE	27	291	182	IRELAND	221	1 233	783
RWANDA	43	57	35	DENMARK	51 066	88 260	56 614
BURUNDI	19	190	119	GREECE	137	411	270
ANGOLA	68	432	270	PORTUGAL	15	69	44
ETHIOPIA	19	283	188	SPAIN	3 078	6 358	4 054
KENYA	91	709	446	ICELAND	57	570	369
UGANDA	295	2 051	1 377	NORWAY	1 068	2 339	1 540
TANZANIA	182	763	489	SWEDEN	4 733	13 545	8 509
SEYCHELLES	5	55	34	FINLAND	563	1 630	1 049
MADAGASCAR	26	171	115	SWITZERLAND	26 954	79 708	50 988
REUNION	175	1 143	777	AUSTRIA	20 356	72 656	46 340
MAURITIUS	299	1 669	1 068	YUGOSLAVIA	1 466	802	489
ZAMBIA	187	662	433	TURKEY	1 030	778	506
ZIMBABWE	837	5 767	3 674	POLAND	5 265	5 878	3 785
MALAWI	72	308	195	CZECHOSLOVA	4 824	4 843	3 160
SOUTH AFRICA	4 910	23 201	14 884	HUNGARY	1 953	1 734	1 122
USA	141 113	657 174	419 793	RUSSIA	5	87	58
CANADA	41 372	189 391	113 233	SLOVENIA	4 524	1 624	1 061
MEXICO	16 784	87 582	56 082	SOUTH AFRICA	113	156	102
BERMUDA	11	131	84	USA	5 413	21 013	13 415
GUATEMALA	1 076	6 501	4 115	CANADA	154	1 201	776
HONDURAS	228	1 616	1 020	MEXICO	55	161	107
EL SALVADOR	851	4 670	3 065	BRAZIL	119	252	162
NICARAGUA	68	955	647	ISRAEL	208	344	231
COSTA RICA	693	3 904	2 527	MALAYSIA	326	142	88
PANAMA	85	624	408	CHINA	368	151	98
CUBA	5	56	36	SOUTH KOREA	59	78	51
HAITI	12	81	50	JAPAN	1 525	12 771	8 155
BAHAMAS	15	57	37	TAIWAN	169	131	79
DOMINIC REP	431	1 358	898	HONG KONG	11	56	36
MARTINIQUE	28	128	81	AUSTRALIA	266	1 457	916
JAMAICA	25	255	172	NEW ZEALAND	75	476	328
BARBADOS	147	637	406				
TRINIDAD TOB	107	482	312	EXPORTS	440 617	1 798 386	1 154 458
ARUBA	22	129	88				
NETH ANTILL	51	267	164	FRANCE	24 825	136 736	87 855
COLOMBIA	6 324	28 685	18 279	BELGIUM LUX	17 572	71 010	45 406
VENEZUELA	5 924	25 844	16 587	NETHERLANDS	27 427	116 358	74 780
GUYANA	6	87	54	ITALY	11 779	52 569	33 456
SURINAME	26	124	78	UNITD KINGDOM	18 154	84 656	54 031
ECUADOR	1 186	6 688	4 237	IRELAND	1 417	7 861	5 023
PERU	1 355	6 541	4 151	DENMARK	7 862	40 545	26 034
BRAZIL	15 114	98 174	61 909	GREECE	3 467	12 207	7 885
CHILE	10 669	50 526	32 433	PORTUGAL	1 659	7 891	5 013
BOLIVIA	652	2 584	1 651	SPAIN	10 434	50 889	32 684
PARAGUAY	449	1 417	898	CANARY IS	108	522	330
URUGUAY	454	1 919	1 240	CEUTA MEL	155	299	185
ARGENTINA	12 497	42 856	27 982	ICELAND	263	3 007	1 926
CYPRUS	392	1 932	1 264	FAEROE IS	24	227	157
LEBANON	2 690	4 131	2 655	NORWAY	3 815	23 945	15 458
SYRIA	1 840	4 929	3 195	SWEDEN	3 876	18 997	12 233
IRAN	15 588	85 394	55 547	FINLAND	5 906	25 974	16 479
ISRAEL	6 944	29 486	18 794	SWITZERLAND	15 477	57 303	36 692
JORDAN	2 014	7 563	4 917	AUSTRIA	24 868	94 531	60 722
SAUDI ARABIA	7 460	38 143	24 680	MALTA	1 771	5 881	3 628
KUWAIT	4 059	18 668	11 768	YUGOSLAVIA	674	2 532	1 546
BAHRAIN	38	415	270	TURKEY	13 619	40 965	26 499
QATAR	12	121	80	ESTONIA	455	1 607	1 023
ARAB EMIRAT	5 174	22 510	14 480	LATVIA	68	425	287
OMAN	238	828	526	LITHUANIA	1 071	6 486	4 046
YEMEN	1 700	6 364	4 000	SOVIET UNION	16 367	51 562	31 695
PAKISTAN	3 051	4 597	2 924	POLAND	26 944	70 508	45 378
INDIA	1 909	12 005	7 803	CZECHOSLOVA	22 825	74 783	48 384
BANGLADESH	268	820	536	HUNGARY	5 828	19 918	12 676
SRI LANKA	858	2 878	1 860	ROMANIA	2 498	3 710	2 391
NEPAL	10	107	66	BULGARIA	1 299	4 964	3 126
MYANMAR	23	1 531	975	UKRAINE	3 120	13 736	9 295
THAILAND	8 399	24 130	15 614	BELARUS	1 167	4 019	2 557
VIETNAM	333	1 408	905	RUSSIA	15 471	48 405	31 601
CAMBODIA	265	2 368	1 612	GEORGIA	126	359	242
INDONESIA	6 620	25 956	16 797	ARMENIA	700	936	628
MALAYSIA	8 489	36 093	22 965	KAZAKHSTAN	1 101	2 610	1 690
BRUNEI	37	180	116	UZBEKISTAN	96	1 005	694
SINGAPORE	10 322	42 461	27 077	YUGOSLAVIA	348	2 008	1 248
PHILIPPINES	2 579	9 207	5 868	SLOVENIA	641	3 127	2 079
MONGOLIA	24	71	45	CROATIA	206	1 008	648
CHINA	22 302	99 961	64 728	MOROCCO	1 757	3 423	2 190
NORTH KOREA	1 172	3 725	2 365	ALGERIA	152	501	314
SOUTH KOREA	10 952	45 842	29 409	TUNISIA	356	1 196	762
JAPAN	43 932	249 090	159 716	LIBYA	180	847	533



## 6 IMPORTS AND EXPORTS (SPECIAL TRADE) BY GROUPS OF THE SITC-REV. III AND BY COUNTRIES OF PRODUCTION AND CONSUMPTION 1992

GROUP COUNTRY	DT = 100 KG	1 000 DM	1 000 \$	GROUP COUNTRY	DT = 100 KG	1 000 DM	1 000 \$
EGYPT	4 311	15 272	9 753	WEST SAMOA	62	636	410
SUDAN	353	955	628	728 OTH.MACH,PTS,SPCL INDUST			
MAURITANIA	48	152	99	IMPORTS	2 355 202	4 821 728	3 084 003
MALI	5	50	33	FRANCE	198 672	377 117	241 551
NIGER	33	47	31	BELGIUM LUX	92 073	144 400	92 367
SENEGAL	42	109	67	NETHERLANDS	248 336	422 751	270 229
GAMBIA	29	373	238	ITALY	368 960	790 318	504 867
SIERRA LEONE	46	393	255	UNTD KINGDOM	167 931	298 728	190 724
CTE D IVOIRE	251	1 266	801	IRELAND	14 988	17 835	11 430
GHANA	313	2 127	1 325	DENMARK	100 972	185 607	118 747
TOGO	332	2 186	1 418	GREECE	639	1 262	796
NIGERIA	5 015	21 281	13 392	PORTUGAL	5 158	10 997	6 975
CAMEROON	106	657	439	SPAIN	22 496	47 007	30 156
CENT AFR REP	11	70	48	CANARY IS	28	130	82
ZAIRE	87	746	483	ICELAND	38	70	45
RHANDA	37	149	95	NORWAY	11 015	28 100	17 958
BURUNDI	52	232	145	SWEDEN	75 966	214 742	137 054
ANGOLA	16	197	133	FINLAND	38 302	62 616	39 812
ETHIOPIA	22	121	77	SWITZERLAND	169 630	724 927	464 471
KENYA	174	627	392	AUSTRIA	308 006	677 944	434 554
UGANDA	400	1 956	1 249	MALTA	434	938	621
TANZANIA	3 471	7 940	4 982	YUGOSLAVIA	9 810	6 680	4 075
SEYCHELLES	40	655	425	TURKEY	14 376	8 686	5 616
MOZAMBIQUE	60	187	123	LATVIA	221	188	120
MADAGASCAR	31	169	111	SOVIET UNION	11 797	3 145	1 954
REUNION	116	286	184	POLAND	97 208	33 988	21 744
MAURITIUS	9	70	46	CZECHOSLOVA	102 742	38 493	24 664
ZAMBIA	131	295	194	HUNGARY	50 714	25 646	16 429
ZIMBABWE	310	1 537	973	ROMANIA	8 821	3 268	2 024
MALAWI	71	393	256	BULGARIA	4 349	1 615	1 033
SOUTH AFRICA	4 093	17 819	11 531	UKRAINE	30	50	31
NAMIBIA	38	293	191	BELARUS	255	111	71
USA	33 017	159 021	102 298	RUSSIA	29 163	7 644	5 034
CANADA	4 843	25 656	16 494	YUGOSLAVIA	756	724	460
MEXICO	4 020	26 099	16 721	SLOVENIA	22 500	14 088	9 136
GUATEMALA	395	1 624	1 089	CROATIA	4 058	999	648
HONDURAS	73	590	390	ALGERIA	95	158	107
EL SALVADOR	230	698	433	TUNISIA	342	1 204	787
NICARAGUA	35	240	154	EGYPT	129	146	92
COSTA RICA	2 051	1 748	1 127	CTE D IVOIRE	10	50	30
PANAMA	371	1 261	820	NIGERIA	311	90	61
CUBA	52	208	127	CENT AFR REP	150	46	31
BAHAMAS	9	49	30	ZIMBABWE	11	74	46
DOMINIC REP	90	542	349	SOUTH AFRICA	27 328	11 427	7 280
JAMAICA	136	239	147	USA	76 582	308 284	196 701
ST VINCENT	22	165	107	CANADA	8 900	27 572	17 642
TRINIDAD TOB	26	151	96	MEXICO	823	1 536	958
NETH ANTILL	4	112	76	VENEZUELA	153	342	227
COLOMBIA	614	4 134	2 619	BRAZIL	2 063	5 226	3 359
VENEZUELA	1 960	11 227	7 243	CHILE	455	151	95
GUYANA	28	190	124	ARGENTINA	237	283	182
SURINAME	12	69	47	CYPRUS	6	60	40
ECUADOR	298	1 372	890	IRAN	23	53	33
PERU	2 428	8 758	5 691	ISRAEL	1 285	7 345	4 692
BRAZIL	4 255	15 201	9 919	SAUDI ARABIA	13	172	113
CHILE	2 673	8 193	5 329	BAHRAIN		117	81
BOLIVIA	50	376	240	QATAR	30	75	50
PARAGUAY	267	1 400	883	ARAB EMIRAT	14	140	92
URUGUAY	195	1 331	862	YEMEN	78	184	112
ARGENTINA	2 597	15 561	10 061	PAKISTAN	169	84	53
CYPRUS	191	976	617	INDIA	2 665	2 096	1 347
LEBANON	532	1 118	728	SRI LANKA	99	56	36
SYRIA	753	2 932	1 879	THAILAND	130	500	305
IRAN	14 507	37 007	23 734	INDONESIA	18	95	60
ISRAEL	3 014	15 556	9 868	MALAYSIA	166	853	537
JORDAN	770	635	403	SINGAPORE	1 986	1 334	856
SAUDI ARABIA	1 236	5 637	3 541	PHILIPPINES	1	71	48
KUWAIT	1 572	7 667	4 738	CHINA	5 776	4 121	2 668
BAHRAIN	24	122	80	SOUTH KOREA	772	995	642
ARAB EMIRAT	171	1 248	794	JAPAN	32 185	278 776	178 088
OMAN	96	308	198	TAIWAN	9 780	13 228	8 520
YEMEN	91	510	339	HONG KONG	866	1 403	905
PAKISTAN	125	1 103	697	AUSTRALIA	814	2 218	1 426
INDIA	288	581	382	NEW ZEALAND	24	189	121
BANGLADESH	971	1 707	1 141	EXPORTS	4 190 100	13 252 632	8 503 589
SRI LANKA	310	960	653	FRANCE	419 467	1 244 040	798 461
NEPAL	41	223	141	BELGIUM LUX	235 595	678 519	435 206
MYANMAR	4	64	44	NETHERLANDS	258 314	690 141	443 245
THAILAND	5 883	20 461	13 840	ITALY	203 699	718 939	460 117
VIETNAM	526	1 452	921	UNTD KINGDOM	250 936	877 321	563 887
INDONESIA	2 402	5 118	3 217	IRELAND	14 853	68 526	44 067
MALAYSIA	1 250	4 169	2 726	DENMARK	65 982	193 819	124 563
BRUNEI	10	97	61	GREECE	36 222	89 722	57 446
SINGAPORE	1 591	11 035	7 151	PORTUGAL	42 473	143 272	91 741
PHILIPPINES	2 688	15 604	9 779	SPAIN	169 179	581 425	373 626
MONGOLIA	809	1 006	672	CANARY IS	1 454	7 935	5 072
CHINA	3 788	21 350	13 817	ICELAND	819	3 004	1 894
SOUTH KOREA	4 212	24 982	15 891	FAEROE IS	29	87	56
JAPAN	7 339	39 918	25 868	NORWAY	32 640	98 242	63 015
TAIWAN	2 582	17 489	11 357	SWEDEN	101 435	286 344	183 249
HONG KONG	853	6 505	4 072	FINLAND	27 484	89 439	57 228
AUSTRALIA	1 866	8 817	5 781	SWITZERLAND	201 809	589 174	377 838
PAPUA NEW G	50	252	161				
NEW ZEALAND	344	2 476	1 591				
SOLOMON IS	682	1 110	739				
NEW CALEDON	23	107	68				
KIRIBATI	56	146	89				



## 6 IMPORTS AND EXPORTS (SPECIAL TRADE) BY GROUPS OF THE SITC-REV. III AND BY COUNTRIES OF PRODUCTION AND CONSUMPTION 1992

GROUP COUNTRY	DT = 100 KG	1 000 DM	1 000 \$	GROUP COUNTRY	DT = 100 KG	1 000 DM	1 000 \$
AUSTRIA	244 648	711 348	456 178	PERU	1 038	2 846	1 829
ANDORRA	90	362	222	BRAZIL	21 533	117 682	75 996
MALTA	1 622	8 523	5 548	CHILE	10 952	29 574	19 078
YUGOSLAVIA	10 303	23 479	14 412	BOLIVIA	966	3 260	2 056
TURKEY	53 885	189 157	121 380	PARAGUAY	267	1 385	905
ESTONIA	5 626	1 447	923	URUGUAY	534	4 542	2 842
LATVIA	3 191	5 737	3 674	ARGENTINA	11 398	50 994	33 449
LITHUANIA	653	1 451	949	CYPRUS	3 200	8 573	5 536
SOVIET UNION	40 768	159 788	98 599	LEBANON	2 745	2 927	1 860
POLAND	107 897	215 933	138 133	SYRIA	8 736	15 165	9 803
CZECHOSLOVA	109 839	325 487	209 049	IRAN	100 603	322 890	207 449
HUNGARY	51 620	137 134	87 603	ISRAEL	33 694	98 418	63 470
ROMANIA	11 206	36 371	23 486	JORDAN	5 110	9 140	5 849
BULGARIA	7 120	22 583	14 573	SAUDI ARABIA	37 900	125 136	79 953
UKRAINE	12 976	36 392	23 986	KUWAIT	4 817	12 541	7 970
BELARUS	5 872	16 988	10 982	BAHRAIN	2 977	9 256	5 926
RUSSIA	71 191	250 249	162 034	QATAR	6 152	18 816	11 506
GEORGIA	69	891	615	ARAB EMIRAT	15 343	25 981	16 547
AZERBAIJAN	2 509	5 401	3 605	OMAN	2 395	4 163	2 690
KAZAKHSTAN	1 066	2 487	1 673	YEMEN	1 149	2 708	1 767
TURKMENISTAN	158	290	184	AFGHANISTAN	40	276	184
UZBEKISTAN	898	2 274	1 462	PAKISTAN	9 693	11 804	7 627
TADJIKISTAN	549	2 407	1 557	INDIA	26 064	102 080	65 159
KYRGHYZSTAN	8	81	54	BANGLADESH	204	1 378	941
YUGOSLAVIA	3 255	6 182	3 965	SRI LANKA	1 056	2 460	1 564
SLOVENIA	8 871	24 433	16 076	NEPAL	35	788	527
CROATIA	6 979	15 502	10 265	BHUTAN	24	277	177
BOS HERZEGOV	115	323	221	MYANMAR	316	3 594	2 302
MOROCCO	6 036	17 902	11 542	THAILAND	90 574	194 170	124 319
ALGERIA	12 462	70 406	44 991	VIETNAM	1 318	2 390	1 490
TUNISIA	6 436	17 420	11 269	INDONESIA	79 764	182 815	116 044
LIBYA	2 962	11 250	7 246	MALAYSIA	32 511	115 013	75 447
EGYPT	28 188	70 406	45 413	BRUNEI	98	256	165
SUDAN	125	830	534	SINGAPORE	23 590	107 482	69 351
MAURITANIA	179	695	454	PHILIPPINES	5 682	23 947	15 547
MALI	352	2 021	1 268	MONGOLIA	552	2 583	1 673
BURKINA FASO	6	108	68	CHINA	79 047	302 923	195 966
SENEGAL	255	1 366	896	NORTH KOREA	31	450	282
GAMBIA	49	86	54	SOUTH KOREA	73 289	263 398	166 584
GUINEA	46	173	105	JAPAN	64 852	310 694	193 687
SIERRA LEONE	100	226	149	TAIWAN	39 770	151 610	97 693
CTE D IVOIRE	384	2 336	1 528	HONG KONG	41 390	107 209	68 989
GHANA	2 830	4 515	2 967	MACAO	98	300	199
TOGO	79	255	164	AUSTRALIA	25 285	79 021	50 458
BENIN	25	69	42	PAPUA NEW G	1 743	2 912	1 903
NIGERIA	11 619	25 172	16 139	AUST OCEANIA	6	62	41
CAMEROON	1 007	4 076	2 747	NEW ZEALAND	3 117	12 525	8 124
CENT AFR REP	155	76	50	NEW CALEDON	46	152	96
GABON	37	269	165	FIJI	9	67	43
CONGO	129	633	404	WEST SAMOA	82	94	62



## 6 IMPORTS AND EXPORTS (SPECIAL TRADE) BY GROUPS OF THE SITC-REV. III AND BY COUNTRIES OF PRODUCTION AND CONSUMPTION 1992

GROUP COUNTRY	DT = 100 KG	1 000 DM	1 000 \$	GROUP COUNTRY	DT = 100 KG	1 000 DM	1 000 \$
THAILAND	2 156	8 083	5 208	BAHRAIN	873	3 057	1 860
SINGAPORE	2 493	4 102	2 601	ARAB EMIRAT	1 748	2 380	1 527
CHINA	63 921	28 773	18 494	OMAN	78	286	181
SOUTH KOREA	2 460	4 894	3 121	YEMEN	99	80	50
JAPAN	99 681	359 123	229 768	PAKISTAN	1 302	4 636	3 061
TAIWAN	45 042	51 398	32 805	INDIA	18 204	51 642	33 417
HONG KONG	17	180	107	BANGLADESH	41	98	62
AUSTRALIA	787	4 946	3 272	SRI LANKA	293	192	122
EXPORTS	1 103 348	4 607 429	2 954 776	NEPAL	23	546	368
FRANCE	116 250	563 166	361 743	MYANMAR	9	68	42
BELGIUM LUX	39 286	131 552	84 458	THAILAND	13 617	9 900	6 320
NETHERLANDS	52 283	139 519	88 819	VIETNAM	91	230	151
ITALY	94 198	314 875	202 676	INDONESIA	4 388	9 969	6 337
UNITED KINGDOM	62 901	309 626	196 778	MALAYSIA	2 154	10 271	6 646
IRELAND	1 565	6 163	4 010	SINGAPORE	6 862	28 265	18 062
DENMARK	12 365	46 190	29 380	PHILIPPINES	2 243	1 371	882
GREECE	13 403	12 569	8 174	MONGOLIA	4	62	42
PORTUGAL	7 450	15 907	10 309	CHINA	18 986	105 489	68 698
SPAIN	35 239	143 243	92 807	NORTH KOREA	783	5 834	3 639
ICELAND	41	368	233	SOUTH KOREA	36 750	141 184	91 082
NORWAY	6 143	17 939	11 636	JAPAN	24 589	125 852	80 746
SWEDEN	36 089	190 516	121 459	TAIWAN	6 267	24 985	16 313
FINLAND	3 878	16 106	10 469	HONG KONG	1 013	4 657	3 085
SWITZERLAND	49 694	202 263	129 553	AUSTRALIA	2 257	4 186	2 671
AUSTRIA	80 585	411 373	265 495	NEW ZEALAND	218	614	392
MALTA	388	1 101	684	733 MACH-TOOLS, METAL-WORKING			
YUGOSLAVIA	2 252	2 266	1 377	IMPORTS	414 135	748 160	479 304
TURKEY	22 380	63 742	40 790	FRANCE	34 729	53 410	34 296
ESTONIA	53	204	140	BELGIUM LUX	51 022	52 603	33 815
LATVIA	51	70	47	NETHERLANDS	29 290	53 472	34 506
LITHUANIA	291	188	125	ITALY	63 534	146 903	93 929
SOVIET UNION	24 194	139 717	86 957	UNITED KINGDOM	13 157	22 748	14 393
POLAND	8 878	31 843	20 365	IRELAND	501	683	439
CZECHOSLOVAKIA	24 910	102 530	66 506	DENMARK	13 109	18 044	11 575
HUNGARY	18 621	96 671	60 883	GREECE	583	1 041	671
ROMANIA	388	2 074	1 333	PORTUGAL	6 919	4 404	2 826
BULGARIA	707	2 567	1 665	SPAIN	20 484	34 997	22 524
UKRAINE	1 002	11 141	7 099	NORWAY	2 299	6 229	3 935
BELARUS	1 667	10 583	6 791	SWEDEN	13 181	28 074	17 863
RUSSIA	21 227	133 782	87 005	FINLAND	3 106	7 908	5 026
KAZAKHSTAN	231	479	305	SWITZERLAND	42 999	144 573	92 593
UZBEKISTAN	46	168	106	AUSTRIA	19 777	57 099	36 570
YUGOSLAVIA	433	485	309	YUGOSLAVIA	1 466	1 218	760
SLOVENIA	5 922	6 676	4 344	TURKEY	17 107	8 542	5 458
CROATIA	3 004	2 515	1 628	SOVIET UNION	2 130	1 005	623
MOROCCO	284	1 254	790	POLAND	3 885	2 061	1 313
ALGERIA	1 693	12 562	8 174	CZECHOSLOVAKIA	30 716	10 839	6 862
TUNISIA	598	467	293	HUNGARY	5 998	3 439	2 180
LIBYA	357	2 161	1 418	ROMANIA	1 819	627	395
EGYPT	7 494	7 862	5 108	BULGARIA	1 005	306	200
SUDAN	314	589	370	RUSSIA	1 839	816	549
CHAD	34	238	143	YUGOSLAVIA	500	337	219
GHANA	71	194	125	SLOVENIA	912	1 859	1 217
TOGO	72	126	80	SOUTH AFRICA	1 639	760	488
NIGERIA	689	897	591	USA	13 362	42 005	26 927
CONGO	62	110	67	CANADA	760	1 405	925
ZAIRE	88	117	71	BRAZIL	399	1 002	621
RWANDA	19	62	41	IRAN	10	511	345
BURUNDI	12	50	32	SINGAPORE	3	49	32
ANGOLA	36	93	57	CHINA	3 134	1 302	832
ETHIOPIA	75	141	86	JAPAN	10 053	33 519	21 576
UGANDA	150	86	55	TAIWAN	1 677	3 080	1 969
TANZANIA	77	153	98	HONG KONG	29	766	499
MOZAMBIQUE	18	51	32	AUSTRALIA	137	347	237
MAURITIUS	64	233	154	EXPORTS	868 371	2 330 157	1 494 492
ZIMBABWE	234	910	578	FRANCE	57 237	139 177	89 254
MALAWI	37	96	66	BELGIUM LUX	65 186	143 647	91 375
SOUTH AFRICA	8 188	19 085	12 233	NETHERLANDS	60 056	112 782	71 586
USA	99 736	492 254	313 924	ITALY	43 257	117 744	75 166
CANADA	11 337	37 199	24 327	UNITED KINGDOM	19 814	69 969	44 568
MEXICO	12 675	51 094	32 216	IRELAND	1 500	5 161	3 288
GUATEMALA	661	243	153	DENMARK	9 867	18 830	12 024
NICARAGUA	47	90	60	GREECE	3 834	13 042	8 559
COSTA RICA	119	251	161	PORTUGAL	17 703	34 603	21 965
PANAMA	13	156	99	SPAIN	97 855	236 671	153 744
CUBA	88	771	480	CANARY IS	44	132	87
NETH. ANTILL.	7	91	56	ICELAND	29	91	57
COLOMBIA	355	877	567	NORWAY	2 646	7 079	4 562
VENEZUELA	2 309	2 524	1 557	SWEDEN	16 925	38 527	24 421
GUYANA	4	48	30	FINLAND	1 938	6 777	4 263
ECUADOR	158	607	416	SWITZERLAND	39 874	97 590	62 412
PERU	27	138	94	AUSTRIA	47 697	127 187	81 509
BRAZIL	11 099	79 128	50 182	MALTA	417	1 490	956
CHILE	1 863	2 898	1 869	YUGOSLAVIA	2 602	1 767	1 077
BOLIVIA	244	1 175	740	TURKEY	15 945	32 566	21 146
URUGUAY	9	98	61	ESTONIA	155	76	49
ARGENTINA	3 544	16 996	10 985	LATVIA	30	71	45
CYPRUS	440	327	211	LITHUANIA	333	357	230
LEBANON	128	276	175	SOVIET UNION	29 023	125 373	77 246
SYRIA	711	1 215	796	POLAND	16 518	34 822	21 937
IRAN	39 148	191 868	124 009	CZECHOSLOVAKIA	18 670	45 604	29 714
ISRAEL	1 265	5 655	3 589	HUNGARY	8 249	19 265	12 264
JORDAN	1 647	315	204				
SAUDI ARABIA	2 912	5 077	3 302				
KUWAIT	715	1 892	1 196				



## 6 IMPORTS AND EXPORTS (SPECIAL TRADE) BY GROUPS OF THE SITC-REV. III AND BY COUNTRIES OF PRODUCTION AND CONSUMPTION 1992

GROUP COUNTRY	DT = 100 KG	1 000 DM	1 000 \$	GROUP COUNTRY	DT = 100 KG	1 000 DM	1 000 \$
ROMANIA	1 474	1 919	1 268	BULGARIA	3 286	1 458	931
BULGARIA	379	3 246	2 139	BELARUS	603	319	200
UKRAINE	1 494	16 223	10 734	RUSSIA	2 103	692	455
BELARUS	365	2 241	1 472	YUGOSLAVIA	730	1 009	637
RUSSIA	12 446	62 478	40 564	SLOVENIA	7 215	6 160	4 047
KAZAKHSTAN	396	1 094	735	CROATIA	2 013	2 035	1 334
YUGOSLAVIA	423	2 174	1 380	BOS HERZEGOV	41	154	105
SLOVENIA	7 749	23 522	15 605	ALGERIA	183	67	45
CROATIA	1 357	984	645	SOUTH AFRICA	1 882	294	182
MOROCCO	993	4 967	3 293	USA	9 478	65 742	42 292
ALGERIA	1 077	1 336	846	CANADA	429	2 030	1 302
TUNISIA	466	1 619	1 034	MEXICO	18	167	108
LIBYA	271	1 423	938	BRAZIL	5 307	9 006	5 877
EGYPT	3 024	6 652	4 260	LEBANON	53	114	69
SUDAN	43	48	30	IRAN	9	81	50
GHANA	54	72	44	ISRAEL	197	2 038	1 310
NIGERIA	1 361	3 244	2 160	INDIA	887	1 660	1 056
CAMEROON	41	62	43	MYANMAR	163	102	66
ANGOLA	19	64	39	THAILAND	11	143	89
ETHIOPIA	22	71	44	MALAYSIA	8	66	42
TANZANIA	71	249	158	SINGAPORE	606	2 551	1 620
ZAMBIA	5	59	38	CHINA	4 687	3 274	2 101
ZIMBABWE	930	4 907	3 122	SOUTH KOREA	176	5 652	3 794
SOUTH AFRICA	3 009	8 685	5 604	JAPAN	7 091	46 322	29 766
SWAZILAND	44	88	58	TAIWAN	4 630	6 215	3 978
USA	43 529	157 026	101 201	HONG KONG	16	247	158
CANADA	3 395	12 221	7 668	AUSTRALIA	45	411	266
MEXICO	11 489	26 802	17 064	EXPORTS	350 095	1 631 696	1 048 854
GUATEMALA	142	586	370	FRANCE	37 732	169 916	109 053
COSTA RICA	141	423	268	BELGIUM LUX	15 743	59 605	38 340
PANAMA	176	467	299	NETHERLANDS	44 226	104 324	66 933
DOMINIC REP	189	1 065	677	ITALY	28 979	109 954	70 611
COLOMBIA	751	1 036	676	UNITD KINGDOM	17 638	89 499	57 609
VENEZUELA	904	2 197	1 383	IRELAND	464	3 387	2 181
ECUADOR	154	210	131	DENMARK	5 662	23 619	15 098
BRAZIL	2 818	15 293	9 659	GREECE	2 713	4 261	2 799
CHILE	2 370	2 908	1 883	PORTUGAL	1 678	7 421	4 763
PARAGUAY	230	60	41	SPAIN	17 937	89 824	57 880
URUGUAY	312	172	107	ICELAND	18	126	78
ARGENTINA	1 762	4 044	2 552	NORWAY	1 278	6 685	4 277
CYPRUS	955	503	326	SWEDEN	7 196	50 905	32 780
LEBANON	574	397	255	FINLAND	1 549	6 914	4 431
SYRIA	1 175	900	565	SWITZERLAND	37 966	137 286	88 011
IRAN	33 410	105 018	68 446	AUSTRIA	26 331	114 712	73 699
ISRAEL	3 735	7 665	4 880	MALTA	711	2 708	1 760
JORDAN	1 682	1 001	645	YUGOSLAVIA	2 633	8 569	5 260
SAUDI ARABIA	4 492	11 130	7 236	TURKEY	1 710	8 880	5 717
KUWAIT	1 112	3 416	2 142	ESTONIA	26	80	51
BAHRAIN	228	795	503	SOVIET UNION	1 316	13 996	8 697
QATAR	103	235	147	POLAND	8 650	11 763	7 467
ARAB EMIRAT	1 746	3 445	2 199	CZECHOSLOVA	8 611	22 992	14 889
OMAN	100	212	135	HUNGARY	5 238	12 509	8 029
YEMEN	104	629	433	ROMANIA	792	3 152	2 016
PAKISTAN	12	54	34	BULGARIA	377	2 418	1 554
INDIA	10 410	26 537	16 486	UKRAINE	33	119	78
THAILAND	13 136	22 229	14 022	BELARUS	82	548	370
INDONESIA	3 195	13 539	8 583	RUSSIA	2 712	25 328	16 586
MALAYSIA	8 628	11 405	7 315	KAZAKHSTAN	4	50	32
SINGAPORE	2 699	7 503	4 916	YUGOSLAVIA	411	1 225	772
PHILIPPINES	944	3 513	2 344	SLOVENIA	3 598	4 791	3 159
CHINA	36 475	73 220	47 199	CROATIA	238	967	626
NORTH KOREA	116	629	388	MOROCCO	82	714	452
SOUTH KOREA	14 096	49 016	31 375	ALGERIA	377	4 229	2 708
JAPAN	30 151	145 487	94 815	TUNISIA	78	1 068	685
TAIWAN	11 769	26 583	17 191	LIBYA	123	3 163	2 062
HONG KONG	2 062	6 167	4 023	EGYPT	555	3 357	2 171
AUSTRALIA	1 715	6 023	3 809	SUDAN	21	83	55
NEW ZEALAND	12	139	88	MAURITANIA	6	88	56
NEW CALEDON	26	53	34	SENEGAL	2	77	48
735 PARTS,NES,FOR MACH-TOOLS				CTE D IVOIRE	20	111	69
IMPORTS	520 435	1 144 136	733 102	GHANA	64	748	476
FRANCE	100 516	146 900	94 022	TOGO	13	56	35
BELGIUM LUX	14 831	33 541	21 657	NIGERIA	63	512	332
NETHERLANDS	44 991	84 814	54 222	CAMEROON	3	49	32
ITALY	53 833	142 013	90 384	CENT AFR REP	4	63	39
UNITD KINGDOM	36 221	81 938	52 456	CONGO	1	56	34
IRELAND	2 351	3 923	2 518	ZAIRE	4	89	59
DENMARK	5 811	17 122	10 915	BURUNDI	2	63	39
GREECE	55	158	98	ANGOLA	8	131	86
PORTUGAL	1 249	1 937	1 243	KENYA	17	155	99
SPAIN	32 914	50 593	32 236	UGANDA	13	97	60
NORWAY	884	3 287	2 114	TANZANIA	17	180	119
SWEDEN	7 427	38 107	24 415	MADAGASCAR	7	82	50
FINLAND	2 224	4 515	2 861	MAURITIUS	16	48	31
SWITZERLAND	48 903	260 611	166 782	ZAMBIA	45	407	279
AUSTRIA	27 250	66 217	42 520	ZIMBABWE	37	231	148
MALTA	5	456	287	SOUTH AFRICA	1 669	10 573	6 796
YUGOSLAVIA	5 255	6 619	4 070	USA	21 051	172 690	110 928
TURKEY	1 661	1 211	762	CANADA	1 918	14 110	9 024
SOVIET UNION	1 288	420	257	MEXICO	2 363	34 160	22 028
POLAND	25 917	10 519	6 758	GUATEMALA	30	161	108
CZECHOSLOVA	41 323	19 649	12 583	HONDURAS	12	183	120
HUNGARY	10 996	10 054	6 472	COSTA RICA	33	324	209
ROMANIA	2 560	863	568	PANAMA	11	187	125
				CUBA	4	92	62



## 6 IMPORTS AND EXPORTS (SPECIAL TRADE) BY GROUPS OF THE SITC-REV. III AND BY COUNTRIES OF PRODUCTION AND CONSUMPTION 1992

GROUP COUNTRY	DT = 100 KG	1 000 DM	1 000 \$	GROUP COUNTRY	DT = 100 KG	1 000 DM	1 000 \$
DOMINIC REP	11	149	96	HONG KONG	95	205	132
MARTINIQUE	10	49	33	AUSTRALIA	197	1 709	1 126
JAMAICA	5	86	55				
TRINIDAD TOB	4	61	39	EXPORTS	1 088 905	2 336 784	1 493 270
COLOMBIA	76	918	589	FRANCE	168 341	249 572	160 008
VENEZUELA	572	3 066	1 969	BELGIUM LUX	210 306	261 567	166 621
ECUADOR	19	289	183	NETHERLANDS	58 306	105 762	67 677
PERU	13	164	106	ITALY	57 532	143 987	92 940
BRAZIL	4 024	26 388	17 082	UNITD KINGDOM	44 891	107 730	69 263
CHILE	165	1 520	964	IRELAND	1 536	5 205	3 331
URUGUAY	7	52	31	DENMARK	7 037	24 177	15 403
ARGENTINA	240	4 536	2 909	GREECE	4 599	6 083	3 865
CYPRUS	147	232	155	PORTUGAL	2 066	15 476	10 063
LEBANON	81	309	202	SPAIN	46 174	227 528	144 223
SYRIA	52	187	119	CANARY IS	29	160	100
IRAN	7 206	55 207	36 611	ICELAND	158	134	81
ISRAEL	646	5 417	3 508	FAEROE IS	43	148	93
JORDAN	150	289	186	NORWAY	4 135	10 525	6 777
SAUDI ARABIA	1 041	6 101	3 947	SWEDEN	22 025	38 274	24 507
KUWAIT	622	467	299	FINLAND	14 353	19 805	12 895
BAHRAIN	84	598	394	SWITZERLAND	19 249	59 825	38 118
QATAR	25	112	68	AUSTRIA	58 273	88 865	57 194
ARAB EMIRAT	90	827	528	MALTA	83	945	619
OMAN	16	118	75	YUGOSLAVIA	3 785	10 621	6 452
YEMEN	8	330	209	TURKEY	5 754	24 542	15 663
PAKISTAN	267	2 078	1 302	ESTONIA	68	64	42
INDIA	5 132	34 183	21 411	LATVIA	35	98	58
BANGLADESH	13	258	164	SOVIET UNION	15 177	23 298	14 400
SRI LANKA	20	255	156	POLAND	20 395	61 179	39 260
NEPAL	8	96	62	CZECHOSLOVA	7 904	37 904	24 299
THAILAND	518	2 547	1 621	HUNGARY	5 545	14 593	9 387
VIETNAM	8	93	61	ROMANIA	1 335	5 864	3 931
INDONESIA	413	2 353	1 508	BULGARIA	418	1 661	1 050
MALAYSIA	414	3 399	2 186	UKRAINE	11 857	27 004	17 435
SINGAPORE	1 523	10 426	6 695	BELARUS	46	410	262
PHILIPPINES	114	1 662	1 068	MOLDOVA	111	368	239
CHINA	2 497	31 998	20 606	RUSSIA	12 076	21 723	14 160
NORTH KOREA	12	151	97	KAZAKHSTAN	11	85	58
SOUTH KOREA	1 883	18 068	11 468	YUGOSLAVIA	127	1 202	796
JAPAN	6 118	44 631	28 709	SLOVENIA	768	2 626	1 683
TAIWAN	1 403	10 941	7 086	CROATIA	392	1 301	850
HONG KONG	593	8 454	5 375	MOROCCO	125	919	591
AUSTRALIA	765	4 750	3 046	ALGERIA	7 394	11 779	7 372
NEW ZEALAND	42	314	198	TUNISIA	187	626	399
NEW CALEDON	7	55	35	LIBYA	2 374	4 588	2 925
				EGYPT	2 872	7 857	5 005
737 METALWORKING MACHNRY NES				GHANA	32	113	69
IMPORTS	575 685	973 935	625 534	NIGERIA	1 680	2 375	1 548
FRANCE	90 195	97 568	62 345	ZAIRE	43	231	141
BELGIUM LUX	77 048	55 225	35 334	ANGOLA	12	87	56
NETHERLANDS	30 714	57 307	37 216	KENYA	57	133	85
ITALY	81 027	151 696	96 884	UGANDA	17	57	36
UNITD KINGDOM	48 988	52 447	33 981	TANZANIA	854	1 425	915
IRELAND	533	2 005	1 280	MAURITIUS	26	192	120
DENMARK	7 688	19 925	12 756	ZAMBIA	104	777	481
GREECE	1 479	1 356	853	ZIMBABWE	81	627	389
PORTUGAL	847	1 988	1 284	SOUTH AFRICA	15 449	31 723	20 166
SPAIN	12 352	19 949	12 599	NAMIBIA	36	70	46
NORWAY	749	2 261	1 439	USA	30 339	117 007	74 642
SWEDEN	31 560	42 826	27 504	CANADA	6 651	13 210	8 436
FINLAND	7 965	23 428	15 079	MEXICO	5 929	25 003	15 774
SWITZERLAND	29 317	201 095	129 020	GUATEMALA	250	285	186
AUSTRIA	63 358	110 859	71 968	COSTA RICA	8	45	30
YUGOSLAVIA	2 247	2 516	1 536	CUBA	47	160	105
TURKEY	3 711	2 561	1 639	JAMAICA	5	50	32
POLAND	15 076	3 495	2 250	TRINIDAD TOB	75	485	319
CZECHOSLOVA	22 863	11 806	7 718	NETH ANTILL	46	51	35
HUNGARY	8 472	8 490	5 483	COLOMBIA	329	812	518
ROMANIA	4 043	2 434	1 545	VENEZUELA	5 375	9 238	5 925
BULGARIA	4 149	1 967	1 298	ECUADOR	96	675	426
RUSSIA	621	443	291	PERU	45	258	164
YUGOSLAVIA	453	646	419	BRAZIL	2 824	14 364	9 117
SLOVENIA	2 138	3 165	2 027	CHILE	1 844	2 893	1 885
CROATIA	296	310	210	ARGENTINA	4 841	7 599	4 902
BOS HERZEGOV	85	132	85	CYPRUS	112	312	192
TUNISIA	21	124	84	LEBANON	27	80	52
EGYPT	187	123	74	SYRIA	177	1 628	1 041
SOUTH AFRICA	2 005	2 152	1 312	IRAN	30 020	67 351	42 833
USA	5 924	43 257	27 765	ISRAEL	1 467	7 625	4 944
CANADA	165	1 644	1 072	JORDAN	350	790	533
MEXICO	15	62	40	SAUDI ARABIA	2 802	6 796	4 320
COSTA RICA	40	1 080	695	KUWAIT	269	1 227	795
DOMINIC REP	215	1 432	908	BAHRAIN	265	1 167	747
VENEZUELA	24	157	97	QATAR	175	473	312
BRAZIL	3 063	2 436	1 631	ARAB EMIRAT	108	714	462
ISRAEL	74	1 045	656	OMAN	23	212	131
OMAN		152	105	PAKISTAN	5 123	2 194	1 476
INDIA	222	281	178	INDIA	34 007	67 818	42 852
INDONESIA	259	197	124	BANGLADESH	8	378	249
MALAYSIA	16	195	130	SRI LANKA	31	217	143
SINGAPORE	156	382	250	MYANMAR	1	72	49
CHINA	6 909	6 150	4 006	THAILAND	1 336	5 447	3 524
SOUTH KOREA	141	510	324	VIETNAM	82	147	90
JAPAN	6 888	29 851	18 916	INDONESIA	8 676	10 804	6 918
TAIWAN	962	2 781	1 795	MALAYSIA	1 479	11 947	7 705
				SINGAPORE	8 606	8 874	5 736



## 6 IMPORTS AND EXPORTS (SPECIAL TRADE) BY GROUPS OF THE SITC-REV. III AND BY COUNTRIES OF PRODUCTION AND CONSUMPTION 1992

GROUP COUNTRY	DT = 100 KG	1 000 DM	1 000 \$	GROUP COUNTRY	DT = 100 KG	1 000 DM	1 000 \$
PHILIPPINES	423	1 049	686	TURKEY	32 104	83 099	53 542
CHINA	24 352	46 582	30 083	ESTONIA	650	1 231	774
NORTH KOREA	70	383	255	LATVIA	300	1 516	1 005
SOUTH KOREA	24 685	69 624	43 522	LITHUANIA	2 816	8 192	5 258
JAPAN	13 121	70 958	44 831	SOVIET UNION	33 640	105 403	64 632
TAIWAN	25 725	69 905	44 974	POLAND	43 292	126 589	81 605
HONG KONG	1 591	6 166	4 017	CZECHOSLOVA	68 173	179 772	115 802
AUSTRALIA	8 353	18 360	12 256	HUNGARY	35 174	67 107	43 287
NEW ZEALAND	122	658	416	ROMANIA	9 721	20 839	13 402
741 HEATING, COOLING EQUIP, PART				BULGARIA	8 217	27 506	17 787
IMPORTS	1 855 116	3 503 196	2 245 859	ALBANIA	29	307	194
FRANCE	385 317	582 840	374 094	UKRAINE	7 081	19 631	13 102
BELGIUM LUX	76 428	134 700	86 610	BELARUS	4 853	7 620	5 059
NETHERLANDS	142 332	268 926	172 459	RUSSIA	30 434	97 073	63 380
ITALY	339 551	587 089	375 443	KAZAKHSTAN	519	2 876	1 846
UNITED KINGDOM	66 581	144 059	92 396	UZBEKISTAN	155	1 990	1 356
IRELAND	17 099	53 127	33 826	KYRGYZSTAN	439	2 431	1 632
DENMARK	82 291	189 064	121 030	YUGOSLAVIA	829	3 998	2 576
GREECE	2 719	3 100	2 005	SLOVENIA	4 334	18 078	11 953
PORTUGAL	32 174	51 251	33 233	CROATIA	2 824	8 649	5 720
SPAIN	25 984	33 439	21 465	BOS HERZEGOV	328	889	604
NORWAY	5 241	16 345	10 358	MOROCCO	2 660	11 436	7 527
SWEDEN	62 860	160 164	102 921	ALGERIA	9 581	31 099	20 201
FINLAND	17 322	31 584	20 304	TUNISIA	2 199	5 763	3 735
SWITZERLAND	90 582	307 958	198 104	LIBYA	2 642	13 692	8 774
AUSTRIA	171 280	268 627	172 696	EGYPT	8 976	30 521	19 526
MALTA	1 244	1 901	1 227	SUDAN	200	640	397
YUGOSLAVIA	13 623	7 532	4 616	CHAD	14	62	41
TURKEY	3 137	5 018	3 233	CAPE VERDE	15	60	37
SOVIET UNION	739	961	603	SENEGAL	226	377	250
POLAND	23 211	7 719	4 894	GAMBIA	173	146	95
CZECHOSLOVA	52 781	19 352	12 364	GUINEA	34	80	51
HUNGARY	39 826	28 633	18 304	CTE D IVOIRE	1 243	963	608
ROMANIA	395	160	101	GHANA	581	3 752	2 506
BULGARIA	7 991	1 966	1 241	TOGO	67	230	147
RUSSIA	314	208	133	BENIN	87	203	132
YUGOSLAVIA	2 255	1 716	1 092	NIGERIA	17 530	29 798	19 068
SLOVENIA	11 461	7 945	5 199	CAMEROON	872	974	620
CROATIA	918	539	358	GABON	14	165	109
LIBYA	16	146	101	ZAIRE	59	502	319
CTE D IVOIRE	12	147	91	RWANDA	605	598	361
ZIMBABWE	5	120	75	BURUNDI	64	207	136
SOUTH AFRICA	495	579	366	ANGOLA	244	1 222	810
USA	93 937	342 793	218 811	ETHIOPIA	120	1 068	689
CANADA	2 577	3 812	2 423	DJIBOUTI	29	55	34
MEXICO	593	885	569	KENYA	1 773	3 251	2 112
VENEZUELA	20	120	81	UGANDA	70	379	240
BRAZIL	815	1 311	836	TANZANIA	436	1 732	1 110
CHILE	4	80	53	SEYCHELLES	5	54	35
IRAN	95	78	48	MOZAMBIQUE	70	248	162
ISRAEL	2 682	9 338	6 392	MADAGASCAR	138	507	324
SAUDI ARABIA	31	955	652	REUNION	13	48	33
BAHRAIN	13	86	55	MAURITIUS	562	1 010	656
ARAB EMIRAT	13	236	153	ZAMBIA	216	673	432
INDIA	269	753	481	ZIMBABWE	915	3 555	2 282
THAILAND	339	741	488	MALAWI	27	246	157
VIETNAM	44	177	119	SOUTH AFRICA	9 073	37 852	24 304
MALAYSIA	1 933	2 973	1 916	NAMIBIA	62	224	145
SINGAPORE	2 480	6 752	4 497	BOTSWANA	188	918	575
CHINA	3 405	4 646	2 964	USA	78 805	277 982	178 278
SOUTH KOREA	2 526	3 536	2 307	CANADA	8 149	24 255	15 822
JAPAN	59 496	190 774	122 131	MEXICO	14 126	52 558	33 383
TAIWAN	6 474	13 688	8 717	GUATEMALA	842	2 661	1 731
HONG KONG	70	156	98	HONDURAS	207	669	440
AUSTRALIA	705	1 155	723	EL SALVADOR	75	315	197
PAPUA NEW G	1	47	31	NICARAGUA	429	1 417	932
NEW ZEALAND	13	50	31	COSTA RICA	366	1 658	1 060
UNIT COUNTR	14	105	65	PANAMA	380	1 240	798
EXPORTS	2 363 596	6 203 960	3 982 567	CUBA	726	6 175	3 874
FRANCE	185 598	472 353	303 533	HAITI	84	126	79
BELGIUM LUX	199 928	394 523	259 381	BAHAMAS	45	143	97
NETHERLANDS	174 195	392 798	251 368	DOMINIC REP	114	553	356
ITALY	137 242	358 350	229 373	MARTINIQUE	267	870	551
UNITED KINGDOM	107 504	251 925	162 123	JAMAICA	231	936	617
IRELAND	9 169	28 046	18 147	BARBADOS	10	46	31
DENMARK	47 377	108 102	69 209	TRINIDAD TOB	36	255	164
GREECE	19 176	48 833	31 390	NETH ANTILL	34	241	156
PORTUGAL	37 582	72 287	46 309	COLOMBIA	1 860	5 795	3 746
SPAIN	81 205	202 436	130 155	VENEZUELA	12 441	30 321	19 114
CANARY IS	672	2 224	1 401	GUYANA	14	139	88
ICELAND	453	1 702	1 117	SURINAME	62	72	46
FAEROE IS	30	64	44	ECUADOR	622	1 585	1 011
NORWAY	15 096	45 123	29 197	PERU	2 268	3 962	2 530
SWEDEN	38 953	113 129	72 622	BRAZIL	7 705	38 323	24 706
FINLAND	15 834	50 239	32 127	CHILE	13 951	24 868	16 314
SWITZERLAND	140 775	369 698	237 900	BOLIVIA	2 681	1 280	833
AUSTRIA	186 391	396 634	255 392	PARAGUAY	330	1 420	905
ANDORRA	22	104	64	URUGUAY	238	809	521
GIBRALTAR	5	52	33	ARGENTINA	2 199	9 585	6 244
VATICAN CITY	8	174	111	CYPRUS	1 467	3 391	2 142
MALTA	1 780	3 571	2 284	LEBANON	4 402	1 380	875
YUGOSLAVIA	5 531	19 952	12 197	SYRIA	8 319	30 546	19 353
				IRAQ	130	252	159
				IRAN	108 116	283 804	183 297
				ISRAEL	11 125	48 302	31 126
				JORDAN	1 392	4 291	2 712
				SAUDI ARABIA	29 356	97 287	61 958



## 6 IMPORTS AND EXPORTS (SPECIAL TRADE) BY GROUPS OF THE SITC-REV. III AND BY COUNTRIES OF PRODUCTION AND CONSUMPTION 1992

GROUP COUNTRY	DT = 100 KG	1 000 DM	1 000 \$	GROUP COUNTRY	DT = 100 KG	1 000 DM	1 000 \$
KUWAIT	2 119	8 380	5 362	MALAYSIA	19	340	225
BAHRAIN	14 934	6 737	4 268	SINGAPORE	183	573	361
QATAR	292	890	582	CHINA	16 578	2 956	1 883
ARAB EMIRAT	1 969	7 265	4 660	SOUTH KOREA	1 592	2 603	1 671
OMAN	305	1 016	637	JAPAN	8 948	43 483	27 883
YEMEN	883	2 541	1 713	TAIWAN	1 371	2 100	1 359
AFGHANISTAN	420	80	50	HONG KONG	46	79	50
PAKISTAN	6 696	18 440	11 744	AUSTRALIA	98	455	289
INDIA	19 766	82 106	52 778	NEW ZEALAND	13	58	38
BANGLADESH	664	1 725	1 078				
SRI LANKA	1 546	3 920	2 467	EXPORTS	1 151 357	5 520 435	3 541 468
NEPAL	6	69	43				
BHUTAN	4	74	47	FRANCE	174 719	943 447	605 447
MYANMAR	87	207	133	BELGIUM LUX	44 039	178 057	113 765
THAILAND	17 865	44 734	28 652	NETHERLANDS	80 117	284 452	182 356
VIETNAM	509	1 639	1 048	ITALY	117 946	633 225	404 473
CAMBODIA	8	195	132	UNITD KINGDOM	81 304	568 908	364 341
INDONESIA	33 769	87 141	55 929	IRELAND	4 363	11 221	7 169
MALAYSIA	15 095	46 014	29 946	DENMARK	26 167	78 866	50 626
BRUNEI	59	294	181	GREECE	14 593	38 719	24 551
SINGAPORE	10 116	39 954	25 967	PORTUGAL	6 927	29 634	18 942
PHILIPPINES	9 504	30 437	18 651	SPAIN	38 986	194 751	125 093
MONGOLIA	843	2 182	1 391	CANARY IS	269	1 205	801
CHINA	51 031	157 119	99 729	CEUTA MEL	182	222	146
NORTH KOREA	77	262	165	ICELAND	470	1 678	1 099
SOUTH KOREA	28 616	105 441	67 588	NORWAY	12 753	56 809	36 305
JAPAN	23 862	115 405	74 172	SWEDEN	48 401	243 878	156 454
TAIWAN	30 214	88 297	56 469	FINLAND	13 839	78 015	49 779
HONG KONG	17 650	44 899	28 814	SWITZERLAND	52 253	184 397	118 305
MACAO	115	307	196	AUSTRIA	72 993	322 406	206 624
AUSTRALIA	10 636	36 386	23 310	MALTA	386	3 796	2 415
PAPUA NEW G	845	2 236	1 403	YUGOSLAVIA	1 751	8 234	5 042
NAURU	35	160	102	TURKEY	9 382	37 962	24 442
NEW ZEALAND	601	3 933	2 527	ESTONIA	76	286	182
SOLOMON IS	79	296	202	LATVIA	140	153	96
NEW CALEDON	230	1 407	867	LITHUANIA	275	1 050	692
FIJI	16	63	41	SOVIET UNION	3 840	12 638	7 756
VANUATU	65	150	101	POLAND	10 531	39 200	25 347
WEST SAMOA	70	93	58	CZECHOSLOVA	10 765	41 837	27 013
				HUNGARY	10 176	39 581	25 392
742 PUMPS FOR LIQUIDS,PARTS				ROMANIA	2 185	9 401	6 054
IMPORTS	1 015 559	2 086 610	1 337 918	BULGARIA	2 404	8 319	5 243
FRANCE	152 960	378 044	242 865	UKRAINE	457	2 073	1 363
BELGIUM LUX	13 527	48 939	31 492	BELARUS	291	1 561	1 048
NETHERLANDS	50 783	95 657	61 288	RUSSIA	6 755	31 794	20 745
ITALY	141 015	238 047	151 946	AZERBAIJAN	44	218	147
UNITD KINGDOM	46 626	88 870	56 858	KAZAKHSTAN	1 574	5 256	3 506
IRELAND	22 109	46 703	30 020	UZBEKISTAN	39	411	274
DENMARK	243 224	212 410	135 947	KYRGHZYSTAN	18	143	96
GREECE	69	400	252	YUGOSLAVIA	443	1 589	1 019
PORTUGAL	999	1 401	886	SLOVENIA	805	3 319	2 189
SPAIN	38 454	44 242	28 363	CROATIA	535	2 725	1 788
ICELAND		70	46	BOS HERZEGOV	19	173	119
NORWAY	4 149	17 759	11 674	MOROCCO	1 575	6 683	4 307
SWEDEN	26 296	79 938	51 190	ALGERIA	2 860	14 253	9 106
FINLAND	2 918	11 432	7 310	TUNISIA	689	4 262	2 773
SWITZERLAND	50 448	183 324	117 402	LIBYA	4 881	26 959	17 270
AUSTRIA	28 033	131 130	84 050	EGYPT	8 804	29 654	19 313
MALTA	39	248	168	SUDAN	127	1 292	834
YUGOSLAVIA	1 415	1 783	1 099	MAURITANIA	128	708	447
TURKEY	3 317	17 375	11 602	MALI	152	256	167
SOVIET UNION	34	221	135	BURKINA FASO	34	262	167
POLAND	7 076	5 250	3 336	NIGER	10	108	71
CZECHOSLOVA	13 641	6 760	4 349	CAPE VERDE	57	149	95
HUNGARY	5 213	7 988	5 102	SENEGAL	63	4 278	2 699
ROMANIA	459	423	263	GAMBIA	397	1 262	839
BULGARIA	1 804	2 049	1 319	GUINEA	653	2 481	1 608
RUSSIA	348	514	336	SIERRA LEONE	202	341	216
YUGOSLAVIA	414	482	310	LIBERIA	156	383	253
SLOVENIA	2 684	2 590	1 698	CTE D IVOIRE	39	398	250
CROATIA	144	409	271	GHANA	537	2 230	1 450
BOS HERZEGOV	45	66	42	TOGO	42	292	188
MOROCCO	25	94	57	NIGERIA	1 479	9 737	6 289
LIBYA	107	263	167	CAMEROON	54	329	205
SENEGAL	17	1 993	1 337	CENT AFR REP	20	65	42
GHANA	83	156	98	GABON	450	2 264	1 420
KENYA	2	90	58	CONGO	85	306	202
UGANDA	5	53	37	ZAIRE	255	1 806	1 207
SOUTH AFRICA	201	277	176	RWANDA	5	64	40
USA	96 503	301 461	193 137	BURUNDI	28	181	117
CANADA	4 152	11 076	7 067	ANGOLA	235	993	629
MEXICO	1 638	1 718	1 094	ETHIOPIA	173	563	355
VENEZUELA	81	85	55	KENYA	225	1 251	806
PERU	2 064	5 867	3 542	UGANDA	119	1 123	714
BRAZIL	17 614	62 764	40 589	TANZANIA	490	1 652	1 062
CHILE	5	99	63	SEYCHELLES	20	52	31
SYRIA	30	50	31	MOZAMBIQUE	26	211	137
IRAN	76	128	81	MADAGASCAR	16	211	137
ISRAEL	90	406	259	REUNION	5	94	57
SAUDI ARABIA	240	724	454	MAURITIUS	186	656	402
ARAB EMIRAT	75	252	162	ZAMBIA	113	670	431
OMAN	16	102	64	ZIMBABWE	97	713	444
INDIA	5 174	20 880	13 434	MALAWI	13	101	60
THAILAND	1	108	68	SOUTH AFRICA	3 819	25 448	16 327
INDONESIA	1	84	55	NAMIBIA	27	104	66
				BOTSWANA	30	100	66
				LESOTHO	107	255	159



## 6 IMPORTS AND EXPORTS (SPECIAL TRADE) BY GROUPS OF THE SITC-REV. III AND BY COUNTRIES OF PRODUCTION AND CONSUMPTION 1992

GROUP COUNTRY	DT = 100 KG	1 000 DM	1 000 \$	GROUP COUNTRY	DT = 100 KG	1 000 DM	1 000 \$
USA	87 592	443 666	285 343	CROATIA	835	571	371
CANADA	6 388	26 051	16 736	BOS HERZEGOV	1 918	1 511	1 012
MEXICO	7 861	32 404	21 063	TUNISIA	15	120	76
GUATEMALA	21	264	168	EGYPT	19	846	530
HONDURAS	79	241	161	NIGERIA	43	312	192
EL SALVADOR	95	343	218	CONGO	24	177	109
NICARAGUA	9	145	95	ZAMBIA	40	381	241
COSTA RICA	42	203	129	SOUTH AFRICA	17 813	71 122	46 067
PANAMA	50	272	176	USA	95 375	278 795	178 478
CUBA	109	681	433	CANADA	30 901	115 257	73 465
DOMINIC REP	71	538	362	MEXICO	162	524	344
AM VIRGIN IS	9	81	51	EL SALVADOR	33	529	358
GUADELOUPE	1	62	36	COLOMBIA	18	184	117
MARTINIQUE	10	123	78	VENEZUELA	85	1 397	863
JAMAICA	5	54	33	PERU	3	71	48
TRINIDAD TOB	58	823	528	BRAZIL	3 568	9 687	6 160
NETH ANTILL	44	446	286	ARGENTINA	84	297	196
COLOMBIA	648	4 514	2 972	CYPRUS	589	639	411
VENEZUELA	3 336	15 824	10 203	IRAN	88	5 572	3 540
ECUADOR	67	1 032	655	ISRAEL	1 071	4 384	2 829
PERU	268	2 214	1 448	SAUDI ARABIA	371	1 813	1 116
BRAZIL	4 200	23 499	15 114	BAHRAIN	9	95	58
CHILE	1 951	9 811	6 331	QATAR	101	4 040	2 498
BOLIVIA	100	723	459	ARAB EMIRAT	37	407	264
PARAGUAY	15	134	87	INDIA	1 522	1 570	1 010
URUGUAY	89	572	369	THAILAND	2 261	5 144	3 299
ARGENTINA	1 174	7 682	4 918	INDONESIA	162	826	521
CYPRUS	845	2 035	1 289	MALAYSIA	1 010	1 649	1 039
LEBANON	863	4 651	2 985	SINGAPORE	67 999	55 754	35 754
SYRIA	1 423	6 107	3 968	CHINA	49 296	38 963	24 722
IRAQ	37	181	114	SOUTH KOREA	11 198	22 164	14 229
IRAN	19 213	96 883	62 787	JAPAN	109 095	386 608	248 324
ISRAEL	3 334	17 137	10 899	TAIWAN	39 721	38 099	24 184
JORDAN	2 187	7 752	4 939	HONG KONG	1 482	2 099	1 331
SAUDI ARABIA	12 626	51 821	33 171	AUSTRALIA	961	5 105	3 228
KUWAIT	949	6 268	3 999	NEW ZEALAND	116	446	297
BAHRAIN	879	2 503	1 624	EXPORTS	2 416 752	6 764 204	4 340 409
QATAR	322	2 223	1 430	FRANCE	247 036	680 656	436 132
ARAB EMIRAT	4 123	17 496	11 293	BELGIUM LUX	186 008	430 352	276 108
OMAN	545	3 227	2 088	NETHERLANDS	184 457	486 221	311 332
YEMEN	262	1 298	832	ITALY	169 715	499 054	318 965
AFGHANISTAN	12	181	116	UNITD KINGDOM	176 778	472 719	303 300
PAKISTAN	993	5 205	3 328	IRELAND	8 085	27 298	17 567
INDIA	5 504	43 142	27 585	DENMARK	133 496	214 163	137 381
BANGLADESH	10	239	155	GREECE	46 416	68 756	44 258
SRI LANKA	84	577	369	PORTUGAL	18 079	46 637	29 893
MYANMAR	7	66	44	SPAIN	128 454	318 629	203 725
THAILAND	8 969	31 429	20 119	CANARY IS	478	1 633	1 026
VIETNAM	25	228	146	CEUTA MEL	35	94	58
INDONESIA	5 025	25 738	16 767	ICELAND	654	1 630	1 040
MALAYSIA	1 977	12 272	7 842	FAEROE IS	24	97	61
BRUNEI	76	653	413	NORWAY	18 423	62 480	39 935
SINGAPORE	10 533	40 310	25 811	SWEDEN	122 616	230 359	147 725
PHILIPPINES	514	2 702	1 743	FINLAND	40 477	104 680	67 134
MONGOLIA	10	46	30	SWITZERLAND	102 808	303 407	194 672
CHINA	8 480	40 534	26 160	AUSTRIA	162 995	384 610	246 910
NORTH KOREA	5	90	54	ANDORRA	68	302	185
SOUTH KOREA	34 244	120 515	77 690	GIBRALTAR	229	692	475
JAPAN	7 806	55 159	35 414	MALTA	643	1 701	1 085
TAIWAN	8 194	43 807	28 345	YUGOSLAVIA	7 668	14 310	8 795
HONG KONG	6 529	23 724	15 220	TURKEY	15 394	61 021	39 318
AUSTRALIA	6 400	30 322	19 594	ESTONIA	50	284	190
NEW ZEALAND	1 241	3 970	2 565	LATVIA	394	748	475
SOLOMON IS	14	146	96	LITHUANIA	154	782	507
FR POLYNESIA	21	81	55	SOVIET UNION	18 537	34 966	21 631
743 PUMPS NES,CENTRIFUGS ETC				POLAND	30 623	87 856	56 938
IMPORTS	1 938 717	3 765 550	2 411 022	CZECHOSLOVA	25 449	93 592	60 546
FRANCE	144 127	368 128	235 163	HUNGARY	14 908	49 887	31 956
BELGIUM LUX	122 321	248 901	159 505	ROMANIA	3 287	8 936	5 687
NETHERLANDS	76 989	174 602	112 069	BULGARIA	3 861	14 150	9 101
ITALY	396 303	475 512	303 984	ALBANIA	13	58	36
UNITD KINGDOM	114 997	367 197	235 590	UKRAINE	4 820	21 690	13 853
IRELAND	1 657	10 406	6 726	BELARUS	573	2 614	1 711
DENMARK	94 327	133 218	85 427	MOLDOVA	8	55	34
GREECE	333	1 700	1 048	RUSSIA	25 984	68 099	44 830
PORTUGAL	8 752	9 042	5 775	AZERBAIJAN	334	838	531
SPAIN	99 190	184 112	117 302	KAZAKHSTAN	671	4 294	2 843
NORWAY	2 213	7 910	5 112	UZBEKISTAN	157	771	503
SWEDEN	34 163	97 127	62 045	YUGOSLAVIA	807	3 163	2 009
FINLAND	3 268	11 683	7 463	SLOVENIA	19 193	22 685	14 911
SWITZERLAND	62 340	264 956	169 723	CROATIA	1 213	5 596	3 695
AUSTRIA	192 631	264 303	169 633	BOS HERZEGOV	109	124	86
MALTA	84	108	75	MOROCCO	4 200	11 814	7 573
YUGOSLAVIA	16 057	16 215	9 952	ALGERIA	1 298	6 936	4 418
TURKEY	5 724	3 226	2 061	TUNISIA	916	3 586	2 317
SOVIET UNION	110	128	81	LIBYA	4 904	21 876	14 110
POLAND	54 720	15 828	10 233	EGYPT	14 960	56 275	36 091
CZECHOSLOVA	26 819	11 493	7 396	SUDAN	602	2 248	1 430
HUNGARY	20 821	19 772	12 643	MAURITANIA	57	136	83
ROMANIA	1 640	1 509	951	MALI	149	218	135
BULGARIA	683	923	574	BURKINA FASO	119	295	187
RUSSIA	388	1 010	643	NIGER	20	46	30
YUGOSLAVIA	1 554	1 536	962	SENEGAL	388	689	440
SLOVENIA	18 376	17 636	11 481	GAMBIA	38	201	124
				GUINEA	11	144	91



6 IMPORTS AND EXPORTS (SPECIAL TRADE) BY GROUPS OF THE SITC-REV. III AND BY COUNTRIES OF PRODUCTION AND CONSUMPTION 1992

GROUP COUNTRY	DT = 100 KG	1 000 DM	1 000 \$	GROUP COUNTRY	DT = 100 KG	1 000 DM	1 000 \$
SIERRA LEONE	29	161	100	AUSTRALIA	20 071	67 815	43 629
CTE D IVOIRE	253	971	626	PAPUA NEW G	13	86	52
GHANA	721	1 232	798	NEW ZEALAND	3 233	9 587	6 134
TOGO	80	316	207	SOLOMON IS	363	910	610
BENIN	37	131	83	NEW CALEDON	91	585	371
NIGERIA	6 996	14 683	9 463	FIJI	20	77	48
CAMEROON	451	866	566	WEST SAMOA	38	47	30
CENT AFR REP	34	247	155	FR POLYNESIA	40	177	111
GABON	41	172	101				
CONGO	29	181	115	744 MECHANICAL HANDLNG EQUIP			
ZAIRE	94	360	232	IMPORTS	3 318 583	3 326 701	2 130 749
RWANDA	93	713	439	FRANCE	676 380	586 484	374 923
BURUNDI	39	381	237	BELGIUM LUX	127 623	106 978	68 449
ANGOLA	137	522	336	NETHERLANDS	272 123	345 029	221 177
ETHIOPIA	230	950	588	ITALY	296 234	294 854	188 148
DJIBOUTI	26	118	77	UNTD KINGDOM	253 085	273 368	174 809
KENYA	1 913	4 218	2 676	IRELAND	14 314	13 022	8 261
UGANDA	41	335	210	DENMARK	111 489	174 532	112 090
TANZANIA	855	2 482	1 577	GREECE	1 399	969	616
SEYCHELLES	28	306	192	PORTUGAL	7 539	4 474	2 874
MOZAMBIQUE	7	121	76	SPAIN	63 218	74 238	47 640
MADAGASCAR	46	187	116	NORWAY	15 678	23 473	15 040
REUNION	147	441	274	SWEDEN	184 906	260 309	166 631
MAURITIUS	610	1 151	743	FINLAND	41 367	61 178	38 896
ZAMBIA	104	1 493	927	SWITZERLAND	101 024	210 101	135 031
ZIMBABWE	276	1 139	723	AUSTRIA	345 349	408 673	262 799
MALAWI	50	225	143	GIBRALTAR	870	389	240
SOUTH AFRICA	15 463	69 243	44 230	YUGOSLAVIA	15 084	7 075	4 342
NAMIBIA	12	96	65	TURKEY	9 450	3 258	2 107
BOTSWANA	168	265	170	SOVIET UNION	1 644	517	315
LESOTHO	694	1 586	1 021	POLAND	117 401	30 292	19 497
USA	124 055	507 434	326 082	CZECHOSLOVA	139 280	54 455	34 929
CANADA	12 121	44 996	29 203	HUNGARY	66 736	26 067	16 721
GREENLAND	4	67	43	ROMANIA	4 006	632	399
MEXICO	21 023	68 687	44 229	BULGARIA	26 638	7 665	4 958
GUATEMALA	309	1 184	774	UKRAINE	2 936	623	416
HONDURAS	32	177	113	RUSSIA	887	258	165
EL SALVADOR	79	455	290	YUGOSLAVIA	2 630	1 345	866
NICARAGUA	34	244	157	SLOVENIA	16 791	7 298	4 752
COSTA RICA	340	1 102	718	CROATIA	1 579	990	660
PANAMA	122	606	393	KENYA	53	62	38
CUBA	775	7 917	5 036	SOUTH AFRICA	3 844	2 619	1 682
DOMINIC REP	235	1 113	691	USA	79 742	104 114	66 823
AM VIRGIN IS	5 456	14 133	9 198	CANADA	1 981	2 680	1 707
GUADELOUPE	90	216	135	BRAZIL	10 166	8 008	5 136
MARTINIQUE	116	323	196	ISRAEL	65	162	104
JAMAICA	21	188	120	SAUDI ARABIA	475	230	145
TRINIDAD TOB	58	340	220	ARAB EMIRAT	101	148	101
NETH ANTILL	72	563	356	INDIA	1 878	465	295
COLOMBIA	1 181	4 154	2 675	SRI LANKA	7	56	35
VENEZUELA	2 459	16 800	10 704	INDONESIA	892	311	206
GUYANA	13	62	39	SINGAPORE	2 519	2 080	1 313
SURINAME	20	64	33	CHINA	46 642	14 066	9 045
ECUADOR	598	2 389	1 558	SOUTH KOREA	15 333	18 495	11 842
PERU	1 450	5 566	3 534	JAPAN	216 384	182 631	116 853
BRAZIL	7 025	38 404	24 820	TAIWAN	19 162	10 719	6 839
CHILE	14 530	32 780	21 611	HONG KONG	858	379	246
BOLIVIA	179	1 426	897	AUSTRALIA	57	379	245
PARAGUAY	122	765	499	NEW ZEALAND	164	217	137
URUGUAY	222	1 298	844	UNID COUNTR	35	98	61
ARGENTINA	2 876	19 401	12 714	EXPORTS	3 782 997	5 942 188	3 813 056
CYPRUS	1 688	3 483	2 239	FRANCE	512 287	790 913	507 194
LEBANON	1 348	3 234	2 071	BELGIUM LUX	279 921	384 946	247 042
SYRIA	2 379	7 524	4 846	NETHERLANDS	342 049	466 814	299 154
IRAQ	785	1 641	1 030	ITALY	251 351	379 919	244 368
IRAN	27 526	96 668	62 074	UNTD KINGDOM	284 938	489 176	313 897
ISRAEL	14 508	39 355	25 259	IRELAND	9 110	16 096	10 298
JORDAN	1 755	6 358	4 045	DENMARK	73 448	110 036	70 217
SAUDI ARABIA	8 588	33 969	21 810	GREECE	28 847	33 004	21 126
KUWAIT	1 116	4 434	2 825	PORTUGAL	28 877	40 220	25 744
BAHRAIN	254	2 004	1 276	SPAIN	186 389	288 442	184 107
QATAR	1 493	10 067	6 219	CANARY IS	1 132	1 694	1 117
ARAB EMIRAT	8 379	20 558	13 315	ICELAND	4 763	4 921	3 183
OMAN	9 060	27 715	17 810	FAERGE IS	53	50	31
YEMEN	1 291	1 975	1 277	NORWAY	37 112	55 940	35 979
AFGHANISTAN	36	155	95	SWEDEN	96 402	145 038	93 478
PAKISTAN	5 382	17 679	11 432	FINLAND	37 995	58 747	37 433
INDIA	14 550	68 911	44 298	SWITZERLAND	189 198	308 552	198 307
BANGLADESH	86	713	457	AUSTRIA	285 998	437 268	280 774
MALDIVES	46	276	174	MALTA	257	540	343
SRI LANKA	385	1 417	899	YUGOSLAVIA	4 990	9 935	6 091
NEPAL	36	208	136	TURKEY	34 536	54 578	34 976
MYANMAR	14	112	69	ESTONIA	387	1 557	969
THAILAND	6 988	26 109	16 805	LATVIA	810	1 940	1 264
VIETNAM	64	364	231	LITHUANIA	260	499	316
INDONESIA	9 158	49 265	30 970	SOVIET UNION	30 972	34 889	21 381
MALAYSIA	4 935	24 055	15 315	POLAND	65 383	94 159	60 244
BRUNEI	45	514	333	CZECHOSLOVA	62 292	105 340	67 845
SINGAPORE	13 995	52 427	33 755	HUNGARY	23 662	55 441	34 900
PHILIPPINES	1 479	10 419	6 555	ROMANIA	2 195	3 604	2 359
CHINA	8 185	56 822	36 840	BULGARIA	1 673	3 908	2 515
NORTH KOREA	83	559	350	ALBANIA	117	215	136
SOUTH KOREA	21 373	98 504	63 037	UKRAINE	16 121	13 124	8 372
JAPAN	17 563	95 706	61 626				
TAIWAN	16 705	75 856	48 959				
HONG KONG	16 223	30 019	19 304				
MACAO	5	65	43				



## 6 IMPORTS AND EXPORTS (SPECIAL TRADE) BY GROUPS OF THE SITC-REV. III AND BY COUNTRIES OF PRODUCTION AND CONSUMPTION 1992

GROUP COUNTRY	DT = 100 KG	1 000 DM	1 000 \$	GROUP COUNTRY	DT = 100 KG	1 000 DM	1 000 \$
BELARUS	474	1 789	1 149	VIETNAM	101	214	139
MOLDOVA	26	207	139	INDONESIA	30 763	40 371	25 428
RUSSIA	24 056	41 920	27 175	MALAYSIA	10 059	20 062	13 074
GEORGIA	178	300	207	BRUNEI	20	57	39
KAZAKHSTAN	256	379	241	SINGAPORE	26 385	44 911	28 847
UZBEKISTAN	222	990	661	PHILIPPINES	5 054	15 899	9 922
YUGOSLAVIA	1 049	1 994	1 296	MONGOLIA	46	74	51
SLOVENIA	4 196	12 403	8 211	CHINA	31 248	62 313	40 643
CROATIA	2 391	5 342	3 492	NORTH KOREA	62	188	125
MOROCCO	7 899	10 989	7 032	SOUTH KOREA	59 791	120 358	76 521
ALGERIA	5 657	14 456	9 475	JAPAN	43 148	77 595	49 967
TUNISIA	6 542	11 754	7 597	TAIWAN	38 648	72 886	46 924
LIBYA	3 260	9 589	6 183	HONG KONG	18 680	43 887	27 878
EGYPT	4 968	11 201	7 202	MACAO	2 571	4 452	3 009
SUDAN	887	1 720	1 094	AUSTRALIA	34 936	55 288	35 101
MAURITANIA	4 004	11 558	7 313	PAPUA NEW G	7	53	35
MALI	85	71	45	NEW ZEALAND	1 017	2 010	1 290
BURKINA FASO	32	79	50	NEW CALEDON	105	203	128
SENEGAL	215	316	208	WEST SAMOA	60	157	105
GUINEA	1 355	1 431	922	FR POLYNESIA	171	283	182
SIERRA LEONE	49	105	64				
CTE D IVOIRE	677	891	576	745 OTH.NONELEC MCH,TOOL,NES			
GHANA	890	2 109	1 348	IMPORTS	727 526	2 342 240	1 500 350
TOGO	61	137	89	FRANCE	72 052	140 613	89 867
BENIN	21	76	49	BELGIUM LUX	24 686	66 144	42 365
NIGERIA	4 985	11 402	7 306	NETHERLANDS	79 359	220 887	141 116
CAMEROON	760	1 566	1 011	ITALY	130 665	460 293	295 222
CENT AFR REP	68	84	55	UNITD KINGDOM	38 801	169 271	108 177
GABON	100	793	544	IRELAND	4 284	6 243	3 979
CONGO	143	476	310	DENMARK	41 822	109 381	69 702
ZAIRE	100	260	163	GREECE	204	465	301
ANGOLA	258	978	626	PORTUGAL	2 990	5 092	3 238
ETHIOPIA	80	268	169	SPAIN	11 726	29 787	19 004
DJIBOUTI	307	815	510	CANARY IS	51	267	169
SOMALIA	214	115	78	ICELAND	10	331	208
KENYA	759	1 608	1 013	NORWAY	3 682	7 988	5 141
UGANDA	215	415	266	SWEDEN	18 091	80 967	52 032
TANZANIA	1 473	1 899	1 228	FINLAND	13 567	20 729	13 641
MOZAMBIQUE	49	73	45	SWITZERLAND	76 688	438 976	282 886
REUNION	1 767	1 810	1 141	AUSTRIA	46 640	108 533	69 223
MAURITIUS	535	648	426	MALTA	33	727	460
ZAMBIA	458	1 033	669	YUGOSLAVIA	2 466	2 948	1 806
ZIMBABWE	337	973	631	TURKEY	609	923	586
MALAWI	166	222	141	LITHUANIA	42	143	88
SOUTH AFRICA	23 291	38 101	24 094	SOVIET UNION	496	1 710	1 032
NAMIBIA	210	128	83	POLAND	10 513	6 899	4 419
BOTSWANA	227	400	251	CZECHOSLOVA	22 873	12 347	7 987
LESOTHO	35	213	134	HUNGARY	14 838	7 926	5 121
USA	140 211	227 069	146 646	ROMANIA	584	313	200
CANADA	23 045	26 997	17 146	BULGARIA	1 356	1 432	921
GREENLAND	18	48	32	UKRAINE	78	533	357
MEXICO	30 207	66 582	42 886	RUSSIA	663	2 307	1 495
GUATEMALA	438	1 537	968	YUGOSLAVIA	1 639	1 628	1 039
BELIZE	46	70	44	SLOVENIA	3 768	4 771	3 137
EL SALVADOR	94	234	155	CROATIA	1 871	1 076	710
NICARAGUA	81	243	159	EGYPT	82	87	55
COSTA RICA	529	514	325	ZAIRE	124	96	59
PANAMA	40	195	124	SOUTH AFRICA	1 354	1 846	1 201
DOMINIC REP	419	585	384	USA	45 922	232 175	148 065
MARTINIQUE	526	701	445	CANADA	2 406	7 124	4 547
JAMAICA	296	756	486	MEXICO	575	1 183	755
BARBADOS	29	53	33	TRINIDAD TOB	1	54	34
TRINIDAD TOB	217	537	337	COLOMBIA	227	252	169
COLOMBIA	1 817	5 186	3 364	VENEZUELA	271	220	135
VENEZUELA	11 763	20 293	13 281	BRAZIL	3 201	13 690	8 794
GUYANA	8	99	62	CYPRUS	88	78	50
SURINAME	42	93	62	ISRAEL	868	2 945	1 862
FRENCH GUIAN	25	112	72	SAUDI ARABIA	39	46	31
ECUADOR	3 314	5 434	3 477	INDIA	39	107	68
PERU	441	1 248	802	THAILAND	307	319	209
BRAZIL	4 476	9 377	6 145	INDONESIA	478	441	285
CHILE	9 207	14 167	9 214	MALAYSIA	392	2 303	1 456
BOLIVIA	244	258	167	SINGAPORE	138	809	529
PARAGUAY	38	210	139	CHINA	10 211	11 981	7 680
URUGUAY	2 381	2 601	1 735	SOUTH KOREA	228	515	324
ARGENTINA	5 130	8 579	5 591	JAPAN	17 336	123 924	78 801
CYPRUS	2 189	4 991	3 126	TAIWAN	14 129	23 817	15 264
LEBANON	1 380	2 530	1 680	HONG KONG	1 041	2 255	1 475
SYRIA	824	1 946	1 233	AUSTRALIA	530	3 329	2 111
IRAN	54 962	97 035	61 980	NEW ZEALAND	115	901	576
ISRAEL	48 839	65 280	43 179	EXPORTS	1 690 697	7 385 410	4 737 349
JORDAN	1 596	2 611	1 676	FRANCE	193 197	794 896	509 629
SAUDI ARABIA	37 762	67 509	43 634	BELGIUM LUX	112 657	369 773	236 092
KUWAIT	11 479	18 702	11 951	NETHERLANDS	125 805	462 657	296 077
BAHRAIN	7 245	16 295	10 179	ITALY	84 080	368 053	235 950
QATAR	4 001	5 350	3 672	UNITD KINGDOM	91 985	489 578	313 304
ARAB EMIRAT	11 328	16 640	10 663	IRELAND	6 993	39 090	25 209
OMAN	790	1 241	797	DENMARK	24 920	120 232	76 960
YEMEN	177	430	285	GREECE	11 136	54 251	34 735
PAKISTAN	2 275	4 143	2 636	PORTUGAL	12 096	53 421	34 393
INDIA	5 692	14 590	9 354	SPAIN	71 316	268 171	171 994
BANGLADESH	662	1 838	1 181	CANARY IS	1 378	13 615	9 056
SRI LANKA	283	517	325	ICELAND	956	4 242	2 762
NEPAL	731	3 847	2 427				
BHUTAN	149	295	202				
MYANMAR	120	209	133				
THAILAND	52 775	63 022	40 846				



6 IMPORTS AND EXPORTS (SPECIAL TRADE) BY GROUPS OF THE SITC-REV. III AND BY COUNTRIES OF PRODUCTION AND CONSUMPTION 1992

GROUP COUNTRY	DT = 100 KG	1 000 DM	1 000 \$	GROUP COUNTRY	DT = 100 KG	1 000 DM	1 000 \$
FAEROE IS	25	246	149	TRINIDAD TOB	264	2 760	1 768
NORWAY	26 983	72 560	46 469	NETH ANTILL	54	154	97
SWEDEN	49 309	151 475	97 093	COLOMBIA	2 085	12 241	7 786
FINLAND	34 707	85 992	54 699	VENEZUELA	3 382	31 910	20 653
SWITZERLAND	85 418	373 320	239 399	GUYANA	62	310	204
AUSTRIA	119 232	400 780	257 388	SURINAME	62	445	285
ANDORRA	96	219	143	FRENCH GUIAN	93	560	361
MALTA	986	4 185	2 639	ECUADOR	738	4 227	2 727
YUGOSLAVIA	10 104	43 975	27 188	PERU	903	3 977	2 579
TURKEY	59 175	151 080	96 575	BRAZIL	12 440	53 422	34 916
ESTONIA	307	1 504	968	CHILE	4 894	25 461	16 884
LATVIA	442	2 366	1 545	BOLIVIA	246	1 486	951
LITHUANIA	333	2 477	1 545	PARAGUAY	162	913	577
SOVIET UNION	15 442	88 459	54 561	URUGUAY	707	4 340	2 753
POLAND	48 507	173 717	110 752	ARGENTINA	6 361	45 690	30 116
CZECHOSLOVA	40 887	204 292	132 138	CYPRUS	2 740	10 194	6 677
HUNGARY	12 735	63 709	40 740	LEBANON	733	2 926	1 862
ROMANIA	7 631	21 662	14 311	SYRIA	753	4 409	2 847
BULGARIA	1 684	12 011	7 733	IRAN	21 854	116 248	74 878
ALBANIA	122	170	111	ISRAEL	5 949	35 588	22 952
UKRAINE	3 066	11 082	7 153	JORDAN	1 055	4 196	2 660
BELARUS	492	3 401	2 185	SAUDI ARABIA	9 409	48 416	30 985
RUSSIA	7 331	41 688	27 033	KUWAIT	2 052	8 902	5 660
AZERBAIJAN	104	570	393	BAHRAIN	907	4 877	3 177
KAZAKHSTAN	2 690	2 280	1 503	QATAR	321	1 757	1 212
UZBEKISTAN	282	3 433	2 318	ARAB EMIRAT	4 752	15 195	9 778
YUGOSLAVIA	1 324	5 967	3 847	OMAN	528	3 523	2 267
SLOVENIA	3 727	22 156	14 354	YEMEN	919	5 024	3 322
CROATIA	2 551	13 118	8 598	PAKISTAN	3 349	6 306	4 024
BOS HERZEGOV	36	674	459	INDIA	3 863	14 165	9 031
MOROCCO	2 616	10 666	6 910	BANGLADESH	2 895	1 958	1 296
ALGERIA	728	10 386	6 476	SRI LANKA	802	7 500	4 702
TUNISIA	2 855	12 390	7 891	NEPAL	36	379	245
LIBYA	1 786	11 508	7 406	BHUTAN	15	74	47
EGYPT	5 893	28 947	18 420	MYANMAR	272	1 852	1 175
SUDAN	554	2 475	1 613	THAILAND	10 847	53 287	34 378
MAURITANIA	16	82	54	VIETNAM	1 307	1 861	1 207
MALI	15	95	62	CAMBODIA	18	192	128
BURKINA FASO	27	257	167	INDONESIA	13 310	63 398	40 986
NIGER	22	143	92	MALAYSIA	6 145	33 670	21 429
CAPE VERDE	6	49	30	BRUNEI	220	810	518
SENEGAL	82	361	233	SINGAPORE	5 766	30 988	19 864
GAMBIA	26	223	137	PHILIPPINES	5 408	21 148	13 495
GUINEA	51	372	233	MONGOLIA	40	736	461
SIERRA LEONE	23	229	144	CHINA	15 414	144 327	92 472
LIBERIA	29	235	153	NORTH KOREA	22	172	106
CTE D IVOIRE	293	1 991	1 255	SOUTH KOREA	17 209	107 668	69 514
GHANA	1 258	8 438	5 352	JAPAN	24 285	166 186	106 901
TOGO	71	900	585	TAIWAN	16 605	88 320	56 984
BENIN	279	1 919	1 205	HONG KONG	7 124	51 257	32 762
NIGERIA	6 272	32 716	21 112	AUSTRALIA	17 816	86 947	55 797
CAMEROON	371	3 359	2 207	PAPUA NEW G	50	477	296
CENT AFR REP	5	74	43	AUST OCEANIA	135	901	570
GABON	264	1 471	968	NEW ZEALAND	1 661	10 641	6 924
CONGO	39	383	245	NEW CALEDON	173	1 017	652
ZAIRE	80	1 073	688	FIJI	29	219	140
RWANDA	14	105	68	TONGA	11	50	33
BURUNDI	43	178	114	WEST SAMOA	48	166	105
ANGOLA	206	1 790	1 216	FR POLYNESIA	132	1 141	727
ETHIOPIA	28	212	138				
DJIBOUTI	19	71	46				
SOMALIA	3	69	46				
KENYA	375	3 471	2 218				
UGANDA	96	552	363				
TANZANIA	1 047	2 741	1 802				
SEYCHELLES	12	96	60				
MOZAMBIQUE	13	136	90				
MADAGASCAR	52	333	222				
REUNION	328	2 346	1 481				
MAURITIUS	121	1 247	794				
ZAMBIA	211	3 122	2 082				
ZIMBABWE	447	4 752	3 121				
MALAWI	398	2 503	1 618				
SOUTH AFRICA	11 614	63 120	40 743				
NAMIBIA	77	688	448				
BOTSWANA	5	76	46				
SWAZILAND	27	813	515				
LESOTHO	26	91	56				
USA	109 130	629 523	404 878				
CANADA	15 295	89 158	56 677				
MEXICO	12 108	74 992	48 084				
GUATEMALA	1 211	6 862	4 486				
BELIZE	58	273	173				
HONDURAS	150	1 185	765				
EL SALVADOR	105	1 052	677				
NICARAGUA	44	306	196				
COSTA RICA	400	2 946	1 900				
PANAMA	165	1 373	891				
CUBA	565	8 339	5 301				
DOMINIC REP	306	2 669	1 790				
GUADELOUPE	103	444	284				
DOMINICA	18	91	59				
MARTINIQUE	126	673	430				
JAMAICA	276	2 052	1 314				
ST LUCIA	10	158	98				
ST VINCENT	4	45	30				
BARBADOS	32	123	78				

746 BALL OR ROLLER BEARINGS

IMPORTS	817 485	1 647 844	1 054 724
FRANCE	110 003	232 394	148 287
BELGIUM LUX	8 410	10 544	6 724
NETHERLANDS	47 804	70 180	44 689
ITALY	141 218	268 644	171 311
UNTD KINGDOM	49 102	150 620	96 264
IRELAND	1 343	2 001	1 283
DENMARK	2 141	1 478	939
GREECE	11	64	40
PORTUGAL	5 717	29 643	18 965
SPAIN	68 519	78 476	50 336
NORWAY	1 831	1 686	1 064
SWEDEN	31 465	80 527	51 946
FINLAND	308	691	439
SWITZERLAND	8 988	37 980	24 393
AUSTRIA	73 143	160 227	103 167
YUGOSLAVIA	693	1 505	937
TURKEY	119	273	175
SOVIET UNION	2 983	2 105	1 292
POLAND	10 878	10 054	6 447
CZECHOSLOVA	10 704	11 544	7 369
HUNGARY	19 631	20 950	13 376
ROMANIA	9 777	10 277	6 591
BULGARIA	166	230	147
UKRAINE	1 735	2 003	1 349
BELARUS	307	180	118
RUSSIA	11 125	3 606	2 348
YUGOSLAVIA	332	512	316
SLOVENIA	64	58	40
SOUTH AFRICA	62	91	60
USA	22 766	76 456	48 894
CANADA	7 652	17 508	11 224
MEXICO	134	154	101
BRAZIL	6 642	17 171	10 899



## 6 IMPORTS AND EXPORTS (SPECIAL TRADE) BY GROUPS OF THE SITC-REV. III AND BY COUNTRIES OF PRODUCTION AND CONSUMPTION 1992

GROUP COUNTRY	DT = 100 KG	1 000 DM	1 000 \$	GROUP COUNTRY	DT = 100 KG	1 000 DM	1 000 \$
ARGENTINA	200	387	239	OMAN	7	116	74
ISRAEL	7	87	55	PAKISTAN	977	2 521	1 612
INDIA	471	268	174	INDIA	9 003	29 217	18 709
THAILAND	1 864	26 635	17 049	BANGLADESH	30	288	182
SINGAPORE	202	853	541	SRI LANKA	42	151	96
CHINA	21 699	20 002	12 810	NEPAL	21	76	47
SOUTH KOREA	7 162	21 781	13 688	MYANMAR	5	83	52
JAPAN	108 265	251 092	161 340	THAILAND	375	1 150	723
TAIWAN	18 665	22 919	14 716	VIETNAM	47	93	60
HONG KONG	2 474	2 570	1 647	INDONESIA	92	989	632
AUSTRALIA	615	1 279	845	MALAYSIA	70	599	375
EXPORTS	941 629	2 419 561	1 551 833	SINGAPORE	38 715	76 661	49 463
FRANCE	133 537	306 283	196 078	PHILIPPINES	81	415	275
BELGIUM LUX	32 457	93 522	59 981	CHINA	3 270	13 659	8 793
NETHERLANDS	35 722	77 053	49 585	SOUTH KOREA	18 440	37 500	24 111
ITALY	134 025	345 028	220 667	JAPAN	9 104	28 013	17 966
UNITED KINGDOM	64 342	192 243	123 363	TAIWAN	4 707	17 164	11 055
IRELAND	526	1 704	1 083	HONG KONG	505	3 126	2 001
DENMARK	10 587	32 408	20 832	AUSTRALIA	9 128	21 627	13 957
GREECE	4 258	14 291	9 185	NEW ZEALAND	27	165	103
PORTUGAL	3 524	12 567	8 052	747 TAPS, COCKS, VALVES, ETC.			
SPAIN	42 144	112 683	72 195	IMPORTS	1 147 858	2 939 289	1 882 066
CANARY IS	33	130	78	FRANCE	136 398	349 640	224 293
CEUTA MEL	13	57	36	BELGIUM LUX	49 240	188 749	120 072
ICELAND	109	458	291	NETHERLANDS	61 627	158 139	101 009
NORWAY	3 930	12 476	8 027	ITALY	391 622	727 334	465 059
SWEDEN	48 314	104 716	67 277	UNITED KINGDOM	48 757	185 811	119 279
FINLAND	9 139	22 038	14 215	IRELAND	411	4 987	3 217
SWITZERLAND	37 032	82 510	52 903	DENMARK	79 893	249 316	159 432
AUSTRIA	79 064	167 287	107 498	GREECE	2 480	3 367	2 136
MALTA	63	148	94	PORTUGAL	2 985	3 085	1 975
YUGOSLAVIA	2 464	8 185	5 033	SPAIN	35 155	58 202	37 338
TURKEY	9 545	26 483	16 928	ICELAND	31	152	96
LATVIA	11	90	57	NORWAY	5 718	10 377	6 602
LITHUANIA	39	130	85	SWEDEN	14 641	64 725	41 470
SOVIET UNION	3 744	10 217	6 272	FINLAND	12 238	38 935	24 991
POLAND	5 680	16 067	10 282	SWITZERLAND	52 963	276 272	177 233
CZECHOSLOVAKIA	8 183	25 652	16 416	AUSTRIA	48 189	122 990	78 870
HUNGARY	4 141	12 961	8 258	MALTA	55	231	142
ROMANIA	693	2 162	1 382	YUGOSLAVIA	17 772	17 975	11 019
BULGARIA	1 348	4 923	3 174	TURKEY	6 063	12 530	8 052
ALBANIA	100	156	101	ESTONIA	28	51	31
UKRAINE	154	461	294	LATVIA	4	181	112
BELARUS	89	491	319	SOVIET UNION	1 158	1 821	1 125
RUSSIA	4 320	10 351	6 877	POLAND	24 187	23 526	15 080
YUGOSLAVIA	1 047	3 712	2 374	CZECHOSLOVAKIA	35 777	19 714	12 675
SLOVENIA	1 150	3 970	2 573	HUNGARY	11 470	24 987	16 015
CROATIA	1 677	4 654	3 097	ROMANIA	102	200	129
MOROCCO	880	3 144	2 008	BULGARIA	1 165	1 147	729
ALGERIA	910	2 243	1 436	RUSSIA	2 355	1 540	1 018
TUNISIA	301	1 243	786	YUGOSLAVIA	6 121	4 957	3 153
LIBYA	284	1 328	858	SLOVENIA	11 285	12 964	8 514
EGYPT	1 848	5 799	3 718	CROATIA	2 902	1 728	1 126
SUDAN	12	122	78	BOS HERZEGOV	1 264	1 648	1 113
CTE D IVOIRE	33	186	115	EGYPT	13	131	81
GHANA	29	206	129	SOUTH AFRICA	46	330	213
NIGERIA	582	2 499	1 575	USA	33 480	250 214	160 838
CAMEROON	8	96	59	CANADA	2 505	7 025	4 497
GABON	3	84	54	MEXICO	98	350	220
ZAIRE	59	178	113	BRAZIL	5 368	7 409	4 752
RWANDA	14	54	31	ARGENTINA	17	151	99
ANGOLA	64	404	248	CYPRUS	922	478	308
ETHIOPIA	8	49	30	ISRAEL	1	256	1 729
KENYA	49	223	143	BAHRAIN	1	256	165
TANZANIA	16	108	67	ARAB EMIRAT	1	104	71
ZAMBIA	7	61	40	INDIA	1 240	2 834	1 811
ZIMBABWE	224	917	588	THAILAND	1 290	1 714	1 145
SOUTH AFRICA	12 199	34 189	22 028	INDONESIA	759	1 550	988
USA	88 219	253 581	162 983	MALAYSIA	16	85	55
CANADA	13 979	33 839	21 746	SINGAPORE	370	939	609
MEXICO	5 268	12 115	7 756	PHILIPPINES	28	2 235	1 462
EL SALVADOR	6	50	31	CHINA	13 465	4 819	3 065
COSTA RICA	27	80	53	SOUTH KOREA	1 339	2 377	1 515
PANAMA	28	129	80	JAPAN	12 631	62 573	40 070
COLOMBIA	280	1 193	778	TAIWAN	9 534	20 756	13 359
VENEZUELA	1 014	4 282	2 732	HONG KONG	41	115	70
ECUADOR	73	333	211	AUSTRALIA	422	2 314	1 472
PERU	150	608	387	NEW ZEALAND	94	307	197
BRAZIL	11 461	41 885	26 881	EXPORTS	1 225 457	4 791 696	3 073 444
CHILE	871	2 322	1 476	FRANCE	155 317	585 738	375 764
BOLIVIA	3	90	57	BELGIUM LUX	96 193	360 493	231 068
PARAGUAY	86	181	112	NETHERLANDS	134 792	476 853	305 626
URUGUAY	37	86	55	ITALY	131 314	459 699	294 047
ARGENTINA	6 105	19 417	12 513	UNITED KINGDOM	71 932	264 919	170 215
CYPRUS	36	211	139	IRELAND	1 971	12 630	8 113
LEBANON	350	1 199	768	DENMARK	30 106	115 523	74 120
SYRIA	1 199	2 181	1 369	GREECE	10 411	38 246	24 641
IRAN	5 667	18 372	11 641	PORTUGAL	6 066	24 634	15 755
ISRAEL	1 419	6 057	3 883	SPAIN	28 230	136 607	87 504
JORDAN	902	2 155	1 362	CANARY IS	732	1 147	734
SAUDI ARABIA	1 361	6 036	3 853	ICELAND	732	2 130	1 391
KUWAIT	398	1 259	797	NORWAY	11 897	51 853	33 543
BAHRAIN	11	160	102				
QATAR	13	77	46				
ARAB EMIRAT	7 165	15 932	10 257				



## 6 IMPORTS AND EXPORTS (SPECIAL TRADE) BY GROUPS OF THE SITC-REV. III AND BY COUNTRIES OF PRODUCTION AND CONSUMPTION 1992

GROUP COUNTRY	DT = 100 KG	1 000 DM	1 000 \$	GROUP COUNTRY	DT = 100 KG	1 000 DM	1 000 \$
SWEDEN	26 132	130 326	83 681	OMAN	1 120	3 941	2 555
FINLAND	15 542	68 869	43 956	YEMEN	875	1 808	1 147
SWITZERLAND	64 406	255 196	163 928	AFGHANISTAN	47	128	81
AUSTRIA	112 905	416 474	267 237	PAKISTAN	1 616	6 687	4 414
ANDORRA	49	193	119	INDIA	3 355	19 262	12 327
MALTA	653	2 569	1 630	BANGLADESH	73	698	425
YUGOSLAVIA	3 062	11 898	7 305	SRI LANKA	136	1 015	645
TURKEY	13 012	46 943	29 916	NEPAL	48	208	132
ESTONIA	33	227	142	MYANMAR	53	128	78
LATVIA	22	146	95	THAILAND	5 221	16 246	10 443
LITHUANIA	41	220	137	VIETNAM	7	113	74
SOVIET UNION	5 349	17 801	10 994	INDONESIA	2 420	9 458	6 131
POLAND	30 986	83 927	53 999	MALAYSIA	3 044	14 890	9 452
CZECHOSLOV	12 156	57 173	36 963	BRUNEI	91	318	205
HUNGARY	5 692	21 686	13 944	SINGAPORE	7 215	28 154	18 141
ROMANIA	883	4 495	2 844	PHILIPPINES	553	3 456	2 226
BULGARIA	2 031	6 022	3 809	CHINA	2 118	15 719	10 026
UKRAINE	1 907	3 572	2 392	NORTH KOREA	21	274	172
BELARUS	247	914	609	SOUTH KOREA	9 516	47 642	30 418
RUSSIA	7 399	27 247	17 855	JAPAN	7 411	51 746	33 137
KAZAKHSTAN	29	528	354	TAIWAN	10 528	50 384	32 572
UZBEKISTAN	2	56	35	HONG KONG	7 262	32 033	20 600
YUGOSLAVIA	597	2 766	1 781	AUSTRALIA	6 136	43 111	27 710
SLOVENIA	2 531	11 541	7 504	NAURU	12	74	46
CROATIA	1 013	5 185	3 459	NEW ZEALAND	809	5 411	3 515
BOS HERZEGOV	191	1 575	1 082	NEW CALEDON	23	182	116
MOROCCO	383	1 729	1 095	AM OCEANIA	47	261	180
ALGERIA	1 632	10 329	6 542	KIRIBATI	2	48	33
TUNISIA	1 074	2 204	1 391	FIJI	35	131	83
LIBYA	1 569	9 459	5 990	TONGA	28	53	35
EGYPT	3 769	13 786	8 876	FR POLYNESIA	15	57	37
SUDAN	64	601	393				
MAURITANIA	8	105	67				
BURKINA FASO	128	306	207				
NIGER	46	156	105				
CHAD	112	164	99				
SENEGAL	61	102	63				
GUINEA	21	45	30				
CTE D IVOIRE	25	100	64				
GHANA	205	722	475				
TOGO	103	115	69				
NIGERIA	1 470	9 162	5 884				
CAMEROON	18	242	154				
GABON	120	718	442				
ZAIRE	34	163	102				
RWANDA	24	61	39				
ANGOLA	11	196	119				
ETHIOPIA	50	244	158				
KENYA	201	784	502				
UGANDA	427	537	338				
TANZANIA	121	368	233				
SEYCHELLES	4	108	68				
MADAGASCAR	9	71	44				
MAURITIUS	217	631	401				
ZAMBIA	12	94	60				
ZIMBABWE	8	174	116				
MALAWI	16	69	46				
SOUTH AFRICA	5 900	42 128	27 117				
NAMIBIA	107	314	199				
USA	51 853	277 611	178 460				
CANADA	9 258	29 101	18 547				
MEXICO	6 204	45 468	29 190				
GUATEMALA	124	572	369				
HONDURAS	6	63	37				
EL SALVADOR	11	120	79				
COSTA RICA	49	294	188				
PANAMA	22	226	144				
CUBA	28	197	126				
GADELOUPE	3	90	57				
MARTINIQUE	39	205	130				
JAMAICA	7	150	98				
ST LUCIA	26	80	50				
BARBADOS	26	74	46				
TRINIDAD TOB	119	655	414				
NETH ANTILL	63	255	161				
COLOMBIA	483	2 502	1 575				
VENEZUELA	1 743	9 916	6 364				
ECUADOR	39	713	452				
PERU	330	1 513	982				
BRAZIL	2 863	20 606	13 325				
CHILE	1 274	5 081	3 266				
BOLIVIA	22	314	198				
PARAGUAY	21	186	119				
URUGUAY	39	408	258				
ARGENTINA	794	6 264	4 044				
CYPRUS	1 176	4 853	3 114				
LEBANON	3 286	9 457	5 953				
SYRIA	3 195	7 360	4 731				
IRAQ	51	135	84				
IRAN	20 572	58 012	37 152				
ISRAEL	6 631	20 981	13 442				
JORDAN	1 398	5 174	3 353				
SAUDI ARABIA	27 278	81 175	51 834				
KUWAIT	3 844	14 651	9 406				
BAHRAIN	779	3 170	2 043				
QATAR	322	1 218	781				
ARAB EMIRAT	7 595	24 338	15 486				
				748 TRANSMISSIONS SHAFTS ETC			
				IMPORTS	1 288 198	1 502 603	962 390
				FRANCE	118 160	182 451	116 853
				BELGIUM LUX	26 838	50 736	32 493
				NETHERLANDS	55 711	51 506	32 851
				ITALY	238 618	235 085	150 730
				UNITD KINGDOM	112 168	124 918	80 017
				IRELAND	407	922	597
				DENMARK	18 995	26 959	17 279
				GREECE	111	165	108
				PORTUGAL	5 283	4 580	2 970
				SPAIN	81 848	57 591	36 764
				FAEROE IS	31	82	52
				NORWAY	4 073	5 397	3 440
				SWEDEN	48 931	49 571	31 810
				FINLAND	5 616	13 534	8 731
				SWITZERLAND	60 018	150 584	96 451
				AUSTRIA	100 659	149 436	95 649
				MALTA	142	142	89
				YUGOSLAVIA	43 818	9 163	5 625
				TURKEY	11 812	4 003	2 576
				LATVIA	2 322	489	318
				SOVIET UNION	393	375	230
				POLAND	27 363	11 869	7 558
				CZECHOSLOV	47 506	20 162	13 025
				HUNGARY	10 736	9 234	5 951
				ROMANIA	6 455	5 768	3 750
				BULGARIA	699	364	236
				UKRAINE	4	51	33
				RUSSIA	945	1 929	1 226
				YUGOSLAVIA	4 407	1 339	847
				SLOVENIA	5 232	2 675	1 758
				CROATIA	628	440	289
				BOS HERZEGOV	763	450	303
				LIBYA	19	79	50
				KENYA	41	129	83
				REUNION	73	136	84
				SOUTH AFRICA	3 006	3 527	2 277
				USA	66 555	115 856	74 251
				CANADA	2 213	5 091	3 243
				MEXICO	2 856	2 053	1 358
				PERU		142	90
				BRAZIL	15 582	18 704	12 150
				ARGENTINA	486	560	364
				IRAN	1	161	98
				ISRAEL	433	689	438
				SAUDI ARABIA	45	110	72
				ARAB EMIRAT	53	1 031	658
				INDIA	6 564	3 906	2 517
				THAILAND	446	1 784	1 131
				INDONESIA	47	88	57
				MALAYSIA	46	111	70
				SINGAPORE	1 524	5 015	3 240
				CHINA	57 412	16 961	10 857
				SOUTH KOREA	1 831	1 032	672
				JAPAN	76 088	142 658	91 097
				TAIWAN	9 117	8 124	5 172
				HONG KONG	2 286	1 066	722
				AUSTRALIA	435	1 219	777
				EXPORTS	2 393 530	4 059 787	2 604 669
				FRANCE	333 087	516 067	330 477



## 6 IMPORTS AND EXPORTS (SPECIAL TRADE) BY GROUPS OF THE SITC-REV. III AND BY COUNTRIES OF PRODUCTION AND CONSUMPTION 1992

GROUP COUNTRY	DT = 100 KG	1 000 DM	1 000 \$	GROUP COUNTRY	DT = 100 KG	1 000 DM	1 000 \$
BELGIUM LUX	181 430	176 429	113 010	BOLIVIA	97	641	404
NETHERLANDS	143 034	274 753	175 968	PARAGUAY	46	199	124
ITALY	116 518	280 002	179 192	URUGUAY	426	1 135	731
UNTD KINGDOM	193 717	301 498	193 607	ARGENTINA	1 801	8 349	5 352
IRELAND	3 975	8 432	5 430	CYPRUS	146	567	363
DENMARK	56 467	98 986	63 516	LEBANON	1 017	4 381	2 818
GREECE	9 746	24 600	15 725	SYRIA	2 389	6 958	4 514
PORTUGAL	4 938	15 646	10 019	IRAQ	81	271	172
SPAIN	151 380	159 959	102 007	IRAN	15 903	52 375	33 450
CANARY IS	207	861	543	ISRAEL	3 496	13 924	8 954
CEUTA MEL	317	1 033	669	JORDAN	1 238	4 772	3 054
ICELAND	134	432	275	SAUDI ARABIA	4 684	19 805	12 658
FAEROE IS	31	88	56	KUWAIT	288	1 528	984
NORWAY	23 565	64 299	41 323	BAHRAIN	169	725	466
SWEDEN	125 878	162 102	104 183	QATAR	62	425	269
FINLAND	32 811	62 354	40 133	ARAB EMIRAT	1 377	6 857	4 323
SWITZERLAND	95 253	204 723	131 125	OMAN	300	1 907	1 219
AUSTRIA	258 874	309 659	198 662	YEMEN	22	180	115
MALTA	80	291	187	AFGHANISTAN	41	179	113
YUGOSLAVIA	4 529	8 342	5 098	PAKISTAN	3 891	9 111	5 892
TURKEY	7 216	22 135	14 249	INDIA	17 871	42 465	27 322
ESTONIA	31	176	112	BANGLADESH	64	561	351
LATVIA	201	380	245	SRI LANKA	37	292	185
LITHUANIA	209	793	520	NEPAL	12	59	40
SOVIET UNION	7 625	12 189	7 489	MYANMAR	15	164	104
POLAND	12 249	25 392	16 417	THAILAND	7 589	15 245	10 004
CZECHOSLOVA	9 217	18 426	11 884	VIETNAM	13	163	102
HUNGARY	10 493	20 412	13 053	INDONESIA	4 707	16 783	10 710
ROMANIA	4 851	11 999	7 783	MALAYSIA	2 303	7 114	4 536
BULGARIA	1 304	3 532	2 249	BRUNEI	4	52	30
UKRAINE	3 205	5 915	3 907	SINGAPORE	17 820	56 013	36 104
BELARUS	863	3 232	2 166	PHILIPPINES	948	2 613	1 682
RUSSIA	4 723	16 772	11 032	CHINA	9 496	39 285	25 153
AZERBAIJAN	138	305	206	NORTH KOREA	17	91	57
KAZAKHSTAN	282	827	536	SOUTH KOREA	26 743	60 078	38 857
TADJIKISTAN	10	46	30	JAPAN	14 200	45 517	29 546
KYRGYZSTAN	36	98	66	TAIWAN	6 726	28 579	18 432
YUGOSLAVIA	728	2 140	1 379	HONG KONG	3 083	9 339	5 998
SLOVENIA	2 079	2 860	1 874	AUSTRALIA	15 443	41 070	26 482
CROATIA	992	3 121	2 046	PAPUA NEW G	726	878	591
BOS HERZEGOV	16	125	85	NEW ZEALAND	1 124	3 030	1 948
MOROCCO	1 576	5 047	3 204	NEW CALEDON	23	123	77
ALGERIA	11 703	23 442	15 118				
TUNISIA	1 000	4 411	2 786				
LIBYA	530	5 302	3 376				
EGYPT	3 210	13 011	8 319				
SUDAN	83	585	373				
MAURITANIA	43	305	197				
SENEGAL	30	198	125				
GUINEA	29	115	72				
SIERRA LEONE	28	120	73				
CTE D IVOIRE	132	396	245				
GHANA	582	1 325	843				
TOGO	94	392	243				
NIGERIA	2 972	12 452	7 963				
CAMEROON	50	427	269				
GABON	35	223	138				
ZAIRE	154	1 981	1 265				
RWANDA	34	108	70				
ANGOLA	71	421	273				
ETHIOPIA	35	122	84				
KENYA	403	1 410	891				
UGANDA	27	354	222				
TANZANIA	163	1 510	952				
MADAGASCAR	59	232	146				
REUNION	87	192	121				
MAURITIUS	20	132	78				
ZAMBIA	155	535	340				
ZIMBABWE	439	1 585	1 016				
SOUTH AFRICA	19 895	52 342	33 658				
NAMIBIA	27	66	40				
BOTSWANA	57	212	135				
SWAZILAND	15	129	84				
LESOTHO	51	287	180				
USA	287 036	420 666	270 487				
CANADA	16 133	42 470	27 267				
ST PIERRE	107	224	155				
MEXICO	57 643	72 142	46 413				
GUATEMALA	215	614	389				
HONDURAS	99	651	448				
EL SALVADOR	138	378	239				
NICARAGUA	17	103	69				
COSTA RICA	142	423	270				
PANAMA	68	239	148				
CUBA	14	166	106				
DOMINIC REP	46	402	259				
AM VIRGIN IS	588	1 293	833				
GUADELOUPE	20	156	95				
JAMAICA	16	204	130				
TRINIDAD TOB	65	395	215				
NETH ANTILL	36	210	134				
COLOMBIA	627	2 854	1 835				
VENEZUELA	3 470	13 283	8 485				
ECUADOR	528	1 840	1 176				
PERU	965	3 773	2 454				
BRAZIL	9 263	32 713	20 882				
CHILE	3 498	9 416	6 099				
							</



## 6 IMPORTS AND EXPORTS (SPECIAL TRADE) BY GROUPS OF THE SITC-REV. III AND BY COUNTRIES OF PRODUCTION AND CONSUMPTION 1992

GROUP COUNTRY	DT = 100 KG	1 000 DM	1 000 \$	GROUP COUNTRY	DT = 100 KG	1 000 DM	1 000 \$
NEW ZEALAND	46	97	67	CUBA	41	193	123
EXPORTS	1 224 081	3 630 713	2 337 472	DOMINIC REP	85	312	200
FRANCE	168 711	473 026	303 672	GUADELOUPE	25	192	120
BELGIUM LUX	108 353	247 836	159 602	MARTINIQUE	23	352	225
NETHERLANDS	111 415	293 800	189 183	CAYMAN IS	22	68	43
ITALY	68 021	246 022	158 063	JAMAICA	44	152	100
UNITD KINGDOM	85 607	255 401	164 519	ST LUCIA	17	52	33
IRELAND	11 428	25 854	16 617	BARBADOS	19	77	47
DENMARK	54 093	107 219	68 938	TRINIDAD TOB	87	399	257
GREECE	4 406	17 366	11 206	NETH ANTILL	50	396	248
PORTUGAL	8 969	33 811	21 793	COLOMBIA	784	4 028	2 585
SPAIN	34 794	137 068	88 135	VENEZUELA	5 093	10 120	6 584
CANARY IS	134	843	546	ECUADOR	244	1 713	1 094
CEUTA MEL	95	532	348	PERU	402	1 416	924
ICELAND	438	1 578	1 017	BRAZIL	7 805	40 410	26 176
FAEROE IS	22	59	42	CHILE	1 001	4 846	3 128
NORWAY	15 841	43 462	27 965	BOLIVIA	86	536	343
SWEDEN	67 986	135 145	86 665	PARAGUAY	68	325	214
FINLAND	12 488	35 398	22 832	URUGUAY	115	706	468
SWITZERLAND	91 514	287 543	185 581	ARGENTINA	936	6 369	4 149
AUSTRIA	106 543	320 764	207 016	CYPRUS	370	2 437	1 614
ANDORRA	19	82	53	LEBANON	371	1 895	1 220
MALTA	821	12 861	8 272	SYRIA	1 235	3 766	2 399
YUGOSLAVIA	1 611	6 322	3 880	IRAQ	15	77	51
TURKEY	6 076	21 847	14 044	IRAN	11 485	43 512	27 710
ESTONIA	130	456	299	ISRAEL	5 866	29 433	18 958
LATVIA	148	513	337	JORDAN	1 306	3 068	1 992
LITHUANIA	137	511	330	SAUDI ARABIA	9 100	28 840	18 651
SOVIET UNION	1 197	5 087	3 119	KUWAIT	496	2 725	1 759
POLAND	14 778	46 821	30 211	BAHRAIN	259	1 023	653
CZECHOSLOVA	24 144	77 362	49 912	QATAR	147	836	541
HUNGARY	10 962	35 768	23 104	ARAB EMIRAT	3 023	8 687	5 587
ROMANIA	892	3 997	2 550	OMAN	473	1 504	982
BULGARIA	839	4 239	2 701	YEMEN	38	223	147
ALBANIA	21	66	43	AFGHANISTAN	13	66	41
UKRAINE	113	485	320	PAKISTAN	1 181	3 828	2 472
BELARUS	82	427	287	INDIA	8 358	17 360	11 094
RUSSIA	4 078	14 022	9 133	BANGLADESH	36	1 026	683
AZERBAIJAN	34	152	102	SRI LANKA	461	1 177	755
KAZAKHSTAN	24	84	56	NEPAL	22	502	312
YUGOSLAVIA	1 189	3 849	2 489	MYANMAR	5	49	31
SLOVENIA	2 088	7 365	4 876	THAILAND	2 794	6 868	4 410
CROATIA	1 017	3 715	2 462	VIETNAM	25	85	55
MOROCCO	488	2 160	1 383	INDONESIA	2 225	12 029	7 895
ALGERIA	907	4 230	2 760	MALAYSIA	2 688	13 208	8 569
TUNISIA	1 243	3 840	2 460	BRUNEI	10	70	47
LIBYA	6 929	9 678	6 239	SINGAPORE	4 115	19 866	12 828
EGYPT	3 266	10 901	6 996	PHILIPPINES	3 044	7 909	5 147
SUDAN	96	209	130	CHINA	4 240	26 176	16 737
MAURITANIA	19	95	59	NORTH KOREA	218	1 038	637
MALI	24	76	49	SOUTH KOREA	5 768	18 385	11 785
BURKINA FASO	32	120	76	JAPAN	7 346	29 656	19 121
NIGER	14	52	33	TAIWAN	14 927	17 070	10 969
CAPE VERDE	15	52	35	HONG KONG	2 876	15 168	9 765
SENEGAL	82	149	94	AUSTRALIA	5 962	18 088	11 657
GAMBIA	11	54	35	PAPUA NEW G	18	88	57
GUINEA	539	203	131	NEW ZEALAND	631	2 339	1 504
SIERRA LEONE	39	131	86	NEW CALEDON	46	178	117
CTE D IVOIRE	74	274	180	FR POLYNESIA	64	175	109
GHANA	737	1 273	819	751 OFFICE MACHINES			
TOGO	62	212	136	IMPORTS	443 965	2 254 364	1 445 763
BENIN	25	79	49	FRANCE	41 373	223 663	143 668
NIGERIA	1 970	8 094	5 156	BELGIUM LUX	1 760	13 185	8 395
CAMEROON	82	322	209	NETHERLANDS	74 450	384 511	247 413
CENT AFR REP	24	78	49	ITALY	18 475	106 387	67 955
GABON	87	300	197	UNITD KINGDOM	38 574	187 524	120 358
CONGO	25	84	54	IRELAND	243	1 092	734
ZAIRE	28	135	86	DENMARK	1 099	5 673	3 631
RWANDA	45	180	114	GREECE	61	435	277
BURUNDI	28	108	71	PORTUGAL	62	136	87
ANGOLA	104	385	247	SPAIN	1 014	3 356	2 154
ETHIOPIA	94	413	269	NORWAY	602	4 228	2 702
DJIBOUTI	12	74	48	SWEDEN	1 829	16 391	10 502
KENYA	1 444	2 161	1 366	FINLAND	89	460	294
UGANDA	61	225	143	SWITZERLAND	2 536	39 398	25 266
TANZANIA	135	463	305	AUSTRIA	742	12 903	8 381
SEYCHELLES	18	51	34	MALTA	9	104	66
MADAGASCAR	61	305	203	YUGOSLAVIA	2 124	3 253	1 990
REUNION	171	693	431	TURKEY	58	52	35
MAURITIUS	370	419	274	POLAND	116	312	207
ZAMBIA	103	423	271	CZECHOSLOVA	1 958	3 604	2 290
ZIMBABWE	172	2 133	1 411	HUNGARY	36	89	57
MALAWI	47	146	93	BULGARIA	2 390	3 240	2 073
SOUTH AFRICA	5 569	28 543	18 417	YUGOSLAVIA	406	617	388
NAMIBIA	30	214	138	CROATIA	128	209	140
BOTSWANA	37	115	73	BOS HERZEGOV	47	62	42
USA	45 664	161 819	104 428	USA	23 450	184 588	117 856
CANADA	8 468	31 497	20 124	CANADA	178	1 197	766
MEXICO	4 514	32 851	21 242	MEXICO	3 009	5 922	3 727
GUATEMALA	133	660	421	BRAZIL	248	492	318
HONDURAS	46	168	107	ISRAEL	9	195	119
EL SALVADOR	68	347	221	ARAB EMIRAT	13	330	204
NICARAGUA	9	86	53	THAILAND	3 801	18 377	11 884
COSTA RICA	98	374	239	INDONESIA	6 282	18 070	11 544
PANAMA	104	522	350				



## 6 IMPORTS AND EXPORTS (SPECIAL TRADE) BY GROUPS OF THE SITC-REV. III AND BY COUNTRIES OF PRODUCTION AND CONSUMPTION 1992

GROUP COUNTRY	DT = 100 KG	1 000 DM	1 000 \$	GROUP COUNTRY	DT = 100 KG	1 000 DM	1 000 \$
MALAYSIA	1 726	9 400	6 054	BARBADOS	22	123	79
SINGAPORE	12 796	66 376	42 613	TRINIDAD TOB	11	100	65
PHILIPPINES	25	271	170	ARUBA	17	84	56
CHINA	17 910	64 800	41 936	NETH ANTILL	18	56	35
NORTH KOREA	7	48	30	COLOMBIA	176	654	426
SOUTH KOREA	9 678	26 870	17 271	VENEZUELA	577	4 999	3 203
JAPAN	151 691	750 712	480 866	ECUADOR	26	260	167
TAIWAN	5 221	24 115	15 435	PERU	88	262	167
HONG KONG	17 672	71 445	45 689	BRAZIL	183	3 292	2 093
AUSTRALIA	18	103	66	CHILE	424	2 233	1 456
EXPORTS	352 345	1 898 794	1 215 263	BOLIVIA	44	149	96
FRANCE	57 812	325 711	208 501	PARAGUAY	16	66	40
BELGIUM LUX	11 850	69 836	44 812	URUGUAY	25	76	49
NETHERLANDS	71 601	305 695	196 375	ARGENTINA	708	2 387	1 513
ITALY	35 107	194 207	123 650	CYPRUS	172	743	474
UNITED KINGDOM	42 758	208 358	132 988	LEBANON	405	1 246	782
IRELAND	1 014	6 950	4 462	SYRIA	70	208	134
DENMARK	10 643	82 165	52 289	IRAN	1 051	7 034	4 498
GREECE	3 018	14 173	9 143	ISRAEL	703	2 981	1 911
PORTUGAL	8 109	40 438	26 015	JORDAN	183	1 085	690
SPAIN	16 764	98 712	62 961	SAUDI ARABIA	1 378	4 685	3 027
CANARY IS	151	656	429	KUWAIT	469	1 699	1 108
ICELAND	73	325	206	BAHRAIN	141	405	258
NORWAY	2 700	11 805	7 513	QATAR	78	332	248
SWEDEN	4 002	33 578	21 403	ARAB EMIRAT	810	3 573	2 292
FINLAND	1 675	8 816	5 671	OMAN	181	849	548
SWITZERLAND	9 319	73 826	46 697	YEMEN	71	388	251
AUSTRIA	8 182	52 781	33 776	PAKISTAN	377	493	311
ANDORRA	17	107	68	INDIA	14	238	155
MALTA	100	1 156	736	SRI LANKA	40	181	116
YUGOSLAVIA	548	2 690	1 636	THAILAND	979	5 747	3 683
TURKEY	1 921	8 592	5 494	VIETNAM	34	262	178
ESTONIA	35	536	345	CAMBODIA	31	200	135
LATVIA	62	995	659	INDONESIA	416	2 362	1 499
LITHUANIA	51	614	389	MALAYSIA	235	1 477	972
SOVIET UNION	372	2 594	1 605	SINGAPORE	3 206	12 817	8 275
POLAND	5 400	30 375	19 817	PHILIPPINES	23	146	94
CZECHOSLOVAKIA	6 881	46 355	29 645	CHINA	268	3 233	2 013
HUNGARY	1 775	13 591	8 676	SOUTH KOREA	325	3 293	2 100
ROMANIA	939	3 664	2 302	JAPAN	1 929	17 539	11 285
BULGARIA	268	2 343	1 479	TAIWAN	2 066	9 934	6 520
UKRAINE	223	1 049	697	HONG KONG	2 635	10 946	7 152
BELARUS	68	175	116	AUSTRALIA	912	4 489	2 926
RUSSIA	1 154	7 938	5 233	NEW ZEALAND	914	14 050	8 576
KAZAKHSTAN	34	577	375	NEW CALEDON	35	227	144
YUGOSLAVIA	143	790	524	FR POLYNESIA	17	116	75
SLOVENIA	472	2 898	1 901	752 AUTOMATC.DATA PROC.EQUIP			
CROATIA	270	2 047	1 369	IMPORTS	1 337 530	18 109 444	11 588 867
BOS HERZEGOV	9	234	149	FRANCE	45 639	1 427 946	909 686
MOROCCO	262	3 471	2 304	BELGIUM LUX	10 318	152 725	98 151
ALGERIA	48	343	218	NETHERLANDS	39 451	594 812	380 548
TUNISIA	476	2 129	1 351	ITALY	34 553	670 499	430 667
LIBYA	78	844	556	UNITED KINGDOM	233 379	2 490 572	1 592 412
EGYPT	1 160	3 498	2 252	IRELAND	20 922	718 258	460 341
SUDAN	20	190	118	DENMARK	3 025	53 130	34 144
MAURITANIA	15	65	42	GREECE	56	1 214	778
BURKINA FASO	57	266	171	PORTUGAL	289	2 587	1 686
CAPE VERDE	10	79	50	SPAIN	19 131	466 353	298 492
SENEGAL	32	176	110	CANARY IS	1	49	34
GUINEA	17	124	79	NORWAY	4 120	72 121	46 249
COTE D'IVOIRE	53	211	130	SWEDEN	15 406	245 596	157 154
GHANA	39	194	126	FINLAND	22 021	199 175	127 845
TOGO	64	252	156	SWITZERLAND	3 583	94 675	60 595
BENIN	12	54	34	AUSTRIA	12 324	139 118	89 478
NIGERIA	494	5 770	3 847	GIBRALTAR	9	76	52
CAMEROON	37	109	71	YUGOSLAVIA	114	420	260
GABON	62	206	130	TURKEY	461	2 403	1 536
CONGO	44	118	78	SOVIET UNION	60	363	224
ZAIRE	36	149	91	POLAND	6	387	245
RWANDA	23	132	82	CZECHOSLOVAKIA	481	3 754	2 394
ANGOLA	30	185	117	HUNGARY	77	1 375	864
ETHIOPIA	74	555	354	BULGARIA	42	186	121
DJIBOUTI	9	51	32	BELARUS	2	59	39
KENYA	64	249	159	RUSSIA	208	423	275
UGANDA	18	120	77	SLOVENIA	15	213	142
TANZANIA	28	170	109	MOROCCO	5	299	191
MADAGASCAR	14	59	39	EGYPT	1	63	41
REUNION	31	117	73	TOGO	1	69	48
MAURITIUS	11	56	35	NIGERIA	10	129	81
ZAMBIA	46	305	191	RWANDA		70	48
ZIMBABWE	9	78	51	KENYA	2	53	34
SOUTH AFRICA	831	4 040	2 598	SOUTH AFRICA	36	1 040	671
USA	11 715	58 091	37 426	USA	140 113	3 501 113	2 240 892
CANADA	1 023	9 438	6 089	CANADA	2 314	56 845	36 875
MEXICO	6 709	19 059	12 169	MEXICO	496	6 831	4 361
GUATEMALA	97	195	127	VENEZUELA	4	174	112
HONDURAS	65	111	71	BRAZIL	25	1 218	784
EL SALVADOR	66	149	95	CHILE	7	49	32
COSTA RICA	42	254	169	ARGENTINA	9	43	30
PANAMA	48	138	88	CYPRUS	55	571	363
BAHAMAS	22	158	106	SYRIA	2	102	64
GUADELOUPE	17	69	44	ISRAEL	1 099	53 284	34 372
MARTINIQUE	38	126	77	SAUDI ARABIA	7	108	73
JAMAICA	99	517	347	ARAB EMIRAT	5	152	95
ST LUCIA	16	81	54				



## 6 IMPORTS AND EXPORTS (SPECIAL TRADE) BY GROUPS OF THE SITC-REV. III AND BY COUNTRIES OF PRODUCTION AND CONSUMPTION 1992

GROUP COUNTRY	DT = 100 KG	1 000 DM	1 000 \$	GROUP COUNTRY	DT = 100 KG	1 000 DM	1 000 \$
OMAN	1	64	41	SOUTH AFRICA	1 929	37 840	24 438
INDIA	1 007	9 205	5 872	BOTSWANA	19	427	274
MALDIVES	11	429	265	USA	16 992	604 927	385 132
SRI LANKA	3	115	71	CANADA	1 263	118 214	74 481
THAILAND	11 414	131 708	84 593	MEXICO	1 133	12 638	8 096
INDONESIA	278	3 289	2 149	GUATEMALA	73	806	526
MALAYSIA	20 561	162 227	103 200	HONDURAS	3	45	30
SINGAPORE	34 101	1 316 474	844 527	EL SALVADOR	2	67	41
PHILIPPINES	12 401	122 923	79 595	NICARAGUA	1	74	48
CHINA	6 581	56 834	36 427	COSTA RICA	5	295	192
NORTH KOREA	49	397	268	PANAMA	22	382	247
SOUTH KOREA	114 074	410 676	261 702	CUBA	2	103	64
JAPAN	246 558	3 268 889	2 093 522	BAHAMAS	21	206	132
TAIWAN	248 236	1 460 254	932 910	DOMINIC REP	73	801	505
HONG KONG	31 687	198 391	125 762	BARBADOS	25	256	164
AUSTRALIA	600	5 686	3 627	TRINIDAD TOB	5	135	87
NEW ZEALAND	33	571	377	COLOMBIA	151	5 188	3 263
N ZEAL OCEAN	2	86	52	VENEZUELA	493	11 705	7 671
EXPORTS	440 973	8 124 923	5 195 664	ECUADOR	24	2 571	1 586
FRANCE	51 038	1 029 535	659 592	PERU	21	484	305
BELGIUM LUX	24 216	471 707	300 718	BRAZIL	194	16 327	10 339
NETHERLANDS	57 568	938 346	599 823	CHILE	307	5 305	3 370
ITALY	40 958	699 401	447 033	BOLIVIA	6	286	181
UNITED KINGDOM	50 457	1 090 264	697 540	PARAGUAY	20	452	289
IRELAND	3 588	101 748	64 649	URUGUAY	16	323	212
DENMARK	14 472	231 790	148 245	ARGENTINA	529	9 948	6 353
GREECE	7 242	68 815	44 287	CYPRUS	313	3 615	2 330
PORTUGAL	9 458	140 966	90 205	LEBANON	75	891	560
SPAIN	21 023	368 512	234 956	SYRIA	79	1 978	1 243
CANARY IS	120	555	363	IRAN	4 062	65 287	41 586
ICELAND	28	941	631	ISRAEL	956	15 463	9 916
NORWAY	4 560	74 458	47 772	JORDAN	45	769	505
SWEDEN	5 649	134 024	85 578	SAUDI ARABIA	504	9 962	6 375
FINLAND	2 081	45 405	28 957	KUWAIT	239	6 403	4 096
SWITZERLAND	19 938	405 386	260 016	BAHRAIN	95	2 577	1 608
AUSTRIA	26 233	451 868	289 852	QATAR	41	1 195	752
ANDORRA	8	100	63	ARAB EMIRAT	548	7 936	5 076
MALTA	231	2 447	1 567	OMAN	48	717	450
YUGOSLAVIA	1 738	19 037	11 781	YEMEN	29	505	323
TURKEY	3 398	48 697	31 136	PAKISTAN	76	1 605	1 023
ESTONIA	121	923	597	INDIA	336	14 946	9 525
LATVIA	171	3 224	2 054	SRI LANKA	83	1 542	977
LITHUANIA	254	3 717	2 411	NEPAL	2	109	67
SOVIET UNION	2 081	26 467	16 310	THAILAND	1 096	21 775	13 949
POLAND	19 859	130 032	83 118	VIETNAM	3	267	165
CZECHOSLOVAKIA	12 569	188 650	121 158	INDONESIA	60	7 367	4 755
HUNGARY	3 364	46 876	29 910	MALAYSIA	327	7 823	5 051
ROMANIA	1 766	12 405	7 928	SINGAPORE	837	29 211	18 651
BULGARIA	861	9 668	6 155	PHILIPPINES	306	3 196	2 038
ALBANIA	6	93	58	CHINA	292	12 412	7 983
UKRAINE	1 850	14 221	9 387	NORTH KOREA	2	46	31
BELARUS	272	1 874	1 228	SOUTH KOREA	564	15 027	9 640
RUSSIA	7 283	69 025	44 821	JAPAN	3 163	66 249	42 294
AZERBAIJAN	41	162	107	TAIWAN	1 255	28 416	18 444
KAZAKHSTAN	164	1 211	803	HONG KONG	885	15 425	9 811
TADJIKISTAN	16	97	61	AUSTRALIA	1 314	31 893	20 614
YUGOSLAVIA	220	2 481	1 585	NEW ZEALAND	142	2 465	1 548
SLOVENIA	1 330	23 838	15 345	759 PARTS, FOR OFFICE MACHINS			
CROATIA	1 022	13 364	8 806	IMPORTS	810 612	8 220 141	5 262 114
BOS HERZEGOV	188	2 885	1 988	FRANCE	33 426	581 529	373 890
MOROCCO	372	7 228	4 608	BELGIUM LUX	20 780	208 079	133 565
ALGERIA	725	11 200	7 420	NETHERLANDS	57 334	676 954	433 098
TUNISIA	170	2 558	1 653	ITALY	17 842	348 841	221 988
LIBYA	28	1 129	720	UNITED KINGDOM	35 674	881 774	564 201
EGYPT	367	6 042	3 928	IRELAND	13 101	363 162	231 765
SUDAN	14	396	270	DENMARK	3 177	57 957	37 109
BURKINA FASO	2	214	134	GREECE	48	1 323	842
CHAD	6	82	54	PORTUGAL	662	6 771	4 375
SENEGAL	3	51	33	SPAIN	5 491	130 605	83 796
GAMBIA	13	260	161	NORWAY	550	12 303	7 814
GUIN BISSAU	3	129	90	SWEDEN	5 441	110 407	70 790
GUINEA	4	144	95	FINLAND	576	11 503	7 420
LIBERIA	11	258	160	SWITZERLAND	4 194	67 883	43 403
COTE D'IVOIRE	125	1 630	1 033	AUSTRIA	3 410	90 432	58 091
GHANA	65	936	606	MALTA		76	48
TOGO	4	76	51	YUGOSLAVIA	24	305	185
BENIN	10	278	173	TURKEY	115	873	553
NIGERIA	109	2 098	1 345	SOVIET UNION	346	3 089	1 884
CAMEROON	7	337	214	POLAND	1 033	1 188	755
S TOME PRINC	6	60	40	CZECHOSLOVAKIA	11 447	25 140	15 993
GABON	9	175	105	HUNGARY	4 548	5 917	3 774
CONGO	3	74	48	BULGARIA	107	479	305
ZAIRE	2	65	41	BELARUS	135	1 079	684
RWANDA	14	325	208	RUSSIA	436	1 610	1 079
BURUNDI	5	116	73	SLOVENIA	163	3 278	2 194
ANGOLA	26	290	185	MOROCCO	3	218	138
ETHIOPIA	18	292	190	TUNISIA		208	140
KENYA	67	1 082	685	EGYPT		124	83
UGANDA	18	381	251	RWANDA	2	158	105
TANZANIA	72	1 311	844	ANGOLA	7	84	58
MOZAMBIQUE	13	722	467	SOUTH AFRICA	14	823	522
MAURITIUS	39	655	351	USA	62 970	1 919 172	1 230 420
ZAMBIA	31	846	543	CANADA	1 704	68 278	44 119
ZIMBABWE	17	381	244	MEXICO	82	1 857	1 200
MALAWI	13	205	136				



## 6 IMPORTS AND EXPORTS (SPECIAL TRADE) BY GROUPS OF THE SITC-REV. III AND BY COUNTRIES OF PRODUCTION AND CONSUMPTION 1992

GROUP COUNTRY	DT = 100 KG	1 000 DM	1 000 \$	GROUP COUNTRY	DT = 100 KG	1 000 DM	1 000 \$
COSTA RICA	9	54	37	PARAGUAY	7	48	32
VENEZUELA	6	158	102	ARGENTINA	244	1 449	929
BRAZIL	299	13 509	8 465	CYPRUS	92	649	410
ARGENTINA	36	1 736	1 105	LEBANON	13	239	153
IRAN	56	2 497	1 604	SYRIA	15	552	353
ISRAEL	227	14 930	9 565	IRAN	466	20 302	12 891
SAUDI ARABIA	1	110	71	ISRAEL	661	6 447	4 143
ARAB EMIRAT	6	53	35	JORDAN	25	275	178
INDIA	31	793	517	SAUDI ARABIA	228	2 969	1 892
SRI LANKA	2	223	141	KUWAIT	16	681	441
THAILAND	3 123	12 209	7 863	BAHRAIN	30	190	119
INDONESIA	9	315	206	QATAR	4	95	64
MALAYSIA	6 828	13 506	8 601	ARAB EMIRAT	95	1 698	1 095
SINGAPORE	7 474	141 299	90 240	OMAN	34	238	156
PHILIPPINES	40	377	235	PAKISTAN	40	773	502
CHINA	43 183	101 384	64 360	INDIA	672	5 627	3 547
SOUTH KOREA	3 693	27 396	17 479	SRI LANKA	21	486	309
JAPAN	190 098	1 385 662	886 684	THAILAND	612	14 521	9 379
TAIWAN	256 894	775 430	495 414	LAOS	2	58	38
HONG KONG	13 552	141 855	90 983	INDONESIA	20	1 419	895
AUSTRALIA	136	2 323	1 481	MALAYSIA	144	2 554	1 645
NEW ZEALAND	2	370	240	SINGAPORE	1 412	16 692	10 745
EXPORTS	343 072	5 038 226	3 230 127	PHILIPPINES	248	1 664	1 087
FRANCE	46 201	765 969	490 742	CHINA	1 141	5 217	3 368
BELGIUM LUX	20 470	212 106	135 450	SOUTH KOREA	335	7 060	4 550
NETHERLANDS	53 611	670 673	430 118	JAPAN	3 708	126 912	81 392
ITALY	26 667	548 874	351 453	TAIWAN	2 514	26 144	16 828
UNITED KINGDOM	38 241	596 163	383 037	HONG KONG	1 258	11 588	7 518
IRELAND	1 976	73 773	46 913	AUSTRALIA	1 250	13 001	8 270
DENMARK	8 238	78 784	50 556	NEW ZEALAND	376	653	414
GREECE	1 940	13 892	8 896	761 TELEVISION RECEIVERS ETC			
PORTUGAL	3 294	35 438	22 540	IMPORTS	1 206 812	2 943 079	1 886 248
SPAIN	9 416	181 128	115 875	FRANCE	173 548	388 963	250 587
CANARY IS	35	187	120	BELGIUM LUX	34 656	114 234	72 878
ICELAND	51	432	278	NETHERLANDS	9 710	37 186	23 952
NORWAY	2 336	28 140	18 044	ITALY	60 318	133 099	84 768
SWEDEN	7 852	73 699	47 324	UNITED KINGDOM	161 860	421 247	271 403
FINLAND	2 249	19 774	12 642	IRELAND	139	1 149	778
SWITZERLAND	14 404	177 445	113 694	DENMARK	4 244	24 616	15 745
AUSTRIA	14 139	299 747	192 424	GREECE	12	53	36
MALTA	52	755	485	PORTUGAL	3 702	7 336	4 730
YUGOSLAVIA	900	4 703	2 887	SPAIN	59 957	157 903	101 444
TURKEY	922	14 047	8 933	NORWAY	24	492	306
ESTONIA	36	135	86	SWEDEN	3 063	12 760	8 140
LATVIA	43	433	278	FINLAND	30 422	76 232	48 480
LITHUANIA	15	236	147	SWITZERLAND	1 215	1 403	895
SOVIET UNION	309	5 364	3 304	AUSTRIA	91 862	258 610	166 061
POLAND	5 961	31 889	20 423	MALTA	14	51	35
CZECHOSLOVAKIA	11 392	63 057	40 526	YUGOSLAVIA	3 242	5 391	3 302
HUNGARY	1 929	19 854	12 520	TURKEY	54 234	101 198	63 880
ROMANIA	445	2 358	1 523	LATVIA	303	393	248
BULGARIA	360	2 059	1 319	POLAND	82	222	141
UKRAINE	153	1 263	843	CZECHOSLOVAKIA	660	1 928	1 228
BELARUS	21	138	90	HUNGARY	2 580	3 169	2 014
RUSSIA	1 220	9 473	6 168	ROMANIA	763	1 545	977
KAZAKHSTAN	6	61	40	ALBANIA	69	196	121
YUGOSLAVIA	146	1 486	954	UKRAINE	118	173	119
SLOVENIA	448	5 882	3 815	BELARUS	84	89	56
CROATIA	345	2 616	1 727	RUSSIA	5 615	5 355	3 507
MOROCCO	120	2 626	1 710	SLOVENIA	3 605	6 219	4 059
ALGERIA	64	1 397	931	TUNISIA	60	294	182
TUNISIA	136	1 678	1 097	USA	5 823	18 080	11 545
LIBYA	76	1 842	1 177	CANADA	58	928	602
EGYPT	514	1 414	914	ISRAEL	90	300	193
SUDAN	16	294	194	INDIA	230	496	311
CTE D IVOIRE	3	57	38	THAILAND	65 902	128 545	82 374
GHANA	21	105	69	INDONESIA	2 936	7 482	4 712
NIGERIA	69	2 962	1 818	MALAYSIA	53 959	113 581	72 618
ZAIRE	10	54	33	SINGAPORE	51 245	117 811	75 159
RWANDA	29	114	73	PHILIPPINES	1 760	5 378	3 413
ANGOLA	11	193	127	CHINA	122 159	199 977	128 198
ETHIOPIA	9	117	73	NORTH KOREA	159	759	482
KENYA	5	176	113	SOUTH KOREA	108 925	260 358	166 989
UGANDA	17	54	34	JAPAN	27 475	171 300	109 638
TANZANIA	10	208	137	TAIWAN	26 887	87 392	55 850
MOZAMBIQUE	4	715	455	HONG KONG	32 392	67 715	43 134
MAURITIUS	1	76	47	MACAO	538	1 135	686
ZAMBIA	12	126	81	PAPUA NEW G	51	126	87
ZIMBABWE	38	86	55	EXPORTS	566 082	1 561 520	1 002 218
SOUTH AFRICA	1 165	19 703	12 726	FRANCE	79 497	219 318	140 596
USA	37 405	658 512	422 316	BELGIUM LUX	42 290	111 065	71 695
CANADA	5 712	49 525	32 174	NETHERLANDS	47 191	137 860	88 406
MEXICO	4 833	19 526	12 470	ITALY	89 075	240 858	153 439
NICARAGUA	1	69	43	UNITED KINGDOM	20 998	59 787	38 608
COSTA RICA	6	239	156	IRELAND	2 436	6 257	4 101
PANAMA	6	82	51	DENMARK	22 940	56 108	36 248
JAMAICA	5	99	67	GREECE	15 565	39 540	25 430
TRINIDAD TOB	5	70	47	PORTUGAL	22 438	55 895	35 941
COLOMBIA	12	434	276	SPAIN	59 026	157 253	101 464
VENEZUELA	410	6 312	4 108	CANARY IS	703	2 093	1 351
ECUADOR	4	131	90	CEUTA MEL	213	523	325
PERU	1	77	46	ICELAND	429	1 159	740
BRAZIL	601	55 045	35 650				
CHILE	82	763	489				
BOLIVIA	2	64	40				



## 6 IMPORTS AND EXPORTS (SPECIAL TRADE) BY GROUPS OF THE SITC-REV. III AND BY COUNTRIES OF PRODUCTION AND CONSUMPTION 1992

GROUP COUNTRY	DT = 100 KG	1 000 DM	1 000 \$	GROUP COUNTRY	DT = 100 KG	1 000 DM	1 000 \$
NORWAY	7 422	21 586	13 847	BRAZIL	96	996	667
SWEDEN	27 778	67 295	43 087	THAILAND	1 425	5 335	3 404
FINLAND	9 951	26 320	17 227	INDONESIA	11 710	43 399	27 994
SWITZERLAND	26 802	85 681	54 982	MALAYSIA	93 942	384 958	248 338
AUSTRIA	33 723	94 970	60 945	SINGAPORE	35 410	134 035	86 238
ANDORRA	237	976	623	PHILIPPINES	1 668	10 339	6 661
GIBRALTAR	60	187	122	CHINA	167 176	321 693	205 522
MALTA	318	890	579	SOUTH KOREA	50 134	150 139	96 188
YUGOSLAVIA	744	2 656	1 626	JAPAN	83 048	584 825	376 934
TURKEY	10 786	34 584	22 065	TAIWAN	19 522	62 248	39 969
ESTONIA	28	79	52	HONG KONG	20 129	48 020	30 649
LATVIA	117	380	238	EXPORTS	108 872	739 389	474 848
LITHUANIA	231	747	481	FRANCE	20 949	134 698	86 571
SOVIET UNION	1 519	5 281	3 243	BELGIUM LUX	6 642	71 142	45 467
POLAND	11 285	35 595	22 686	NETHERLANDS	8 478	43 514	28 042
CZECHOSLOVA	4 842	16 097	10 331	ITALY	9 830	59 843	38 434
HUNGARY	1 460	5 859	3 710	UNITD KINGDOM	7 333	71 489	46 099
ROMANIA	3 130	2 782	1 771	IRELAND	638	4 618	2 959
BULGARIA	1 174	2 688	1 742	DENMARK	10 336	30 360	19 443
ALBANIA	111	167	110	GREECE	3 002	15 678	10 166
UKRAINE	388	1 046	680	PORTUGAL	6 187	39 475	25 351
BELARUS	21	62	38	SPAIN	12 738	97 681	62 622
RUSSIA	2 441	6 851	4 513	CANARY IS	76	622	405
YUGOSLAVIA	524	1 697	1 100	CEUTA MEL	12	123	80
SLOVENIA	1 044	3 001	1 968	ICELAND	63	314	199
CROATIA	509	1 398	928	NORWAY	380	4 498	2 902
MOROCCO	721	1 768	1 143	SWEDEN	1 035	10 340	6 654
ALGERIA	13	81	53	FINLAND	578	6 279	4 031
TUNISIA	325	1 762	1 139	SWITZERLAND	2 349	21 614	13 853
LIBYA	16	205	132	AUSTRIA	5 255	39 693	25 582
EGYPT	158	1 086	718	ANDORRA	94	879	570
TOGO	27	73	50	MALTA	50	172	108
NIGERIA	14	90	61	YUGOSLAVIA	416	1 514	923
S. TOME PRINC	27	61	39	TURKEY	874	10 095	6 424
REUNION	451	1 179	746	ESTONIA	59	184	118
SOUTH AFRICA	338	1 074	687	LATVIA	49	182	116
USA	297	2 219	1 420	LITHUANIA	23	760	469
CUBA	4	65	41	SOVIET UNION	390	1 473	905
GUADELOUPE	284	1 199	784	POLAND	1 353	4 636	2 940
MARTINIQUE	342	2 608	1 694	CZECHOSLOVA	1 905	10 622	6 886
VENEZUELA	6	130	85	HUNGARY	721	2 921	1 859
FRENCH GUIAN	57	171	107	ROMANIA	538	1 442	914
BRAZIL	5	119	77	BULGARIA	184	723	464
CHILE	9	84	52	UKRAINE	69	356	230
ARGENTINA	29	145	98	RUSSIA	1 260	3 505	2 267
CYPRUS	1 412	3 703	2 375	YUGOSLAVIA	178	717	470
LEBANON	217	695	446	SLOVENIA	392	2 069	1 349
SYRIA	8	133	84	CROATIA	122	468	304
IRAN	83	1 326	864	MOROCCO	18	225	151
ISRAEL	6 091	13 849	8 800	TUNISIA	3	54	31
JORDAN	102	229	153	LIBYA	13	209	131
SAUDI ARABIA	242	1 215	770	EGYPT	10	207	130
KUWAIT	576	1 662	1 083	NIGERIA	159	251	158
BAHRAIN	54	228	151	GABON	9	79	50
QATAR	88	389	244	ANGOLA	41	147	96
ARAB EMIRAT	286	1 040	661	KENYA	13	143	90
OMAN	48	155	97	SOUTH AFRICA	522	8 244	5 221
PAKISTAN	7	52	35	USA	722	9 733	6 270
INDIA	25	200	131	CANADA	18	357	237
THAILAND	62	253	163	BAHAMAS	9	255	165
INDONESIA	10	215	139	MARTINIQUE	6	63	39
MALAYSIA	116	342	218	COLOMBIA	3	83	52
SINGAPORE	2 012	5 568	3 579	VENEZUELA	3	49	31
PHILIPPINES	9	56	37	BRAZIL	11	173	109
CHINA	257	2 520	1 629	CHILE	6	165	105
SOUTH KOREA	166	599	375	ARGENTINA	7	57	33
JAPAN	57	391	252	CYPRUS	95	559	354
TAIWAN	84	401	257	LEBANON	13	236	153
HONG KONG	88	894	567	SYRIA	4	139	87
AUSTRALIA	1 286	3 348	2 158	IRAN	3	284	180
NEW ZEALAND	121	242	156	ISRAEL	275	648	414
762 RADIO-BROADCAST RECEIVER				JORDAN	11	204	126
IMPORTS	548 897	2 393 929	1 537 617	SAUDI ARABIA	63	787	505
FRANCE	6 362	67 616	43 504	KUWAIT	18	416	263
BELGIUM LUX	2 965	29 814	19 277	QATAR	4	53	36
NETHERLANDS	4 734	19 313	12 330	ARAB EMIRAT	61	657	418
ITALY	998	2 575	1 615	OMAN	6	46	30
UNITD KINGDOM	14 937	117 549	74 885	THAILAND	134	1 879	1 224
IRELAND	147	1 395	936	INDONESIA	23	594	377
DENMARK	1 551	17 881	11 424	MALAYSIA	291	3 737	2 462
PORTUGAL	21 469	319 184	204 739	SINGAPORE	189	3 210	2 051
SPAIN	649	2 394	1 536	CHINA	99	197	125
NORWAY	5	113	76	SOUTH KOREA	22	731	466
SWEDEN	57	1 137	713	JAPAN	272	2 701	1 711
FINLAND	1	55	35	TAIWAN	164	3 463	2 245
SWITZERLAND	103	1 133	731	HONG KONG	576	1 553	1 010
AUSTRIA	7 520	42 126	26 798	AUSTRALIA	53	1 023	646
YUGOSLAVIA	23	74	45	PAPUA NEW G	2	112	74
POLAND	1 162	2 261	1 445	NEW ZEALAND	9	148	96
CZECHOSLOVA	52	105	68	763 SOUND RECORDER, PHONOGRPH			
MOLDOVA	166	308	208	IMPORTS	413 559	2 577 559	1 657 507
USA	178	2 252	1 435	FRANCE	31 027	191 083	123 485
MEXICO	1 436	20 228	12 978				
NICARAGUA	37	179	109				



## 6 IMPORTS AND EXPORTS (SPECIAL TRADE) BY GROUPS OF THE SITC-REV. III AND BY COUNTRIES OF PRODUCTION AND CONSUMPTION 1992

GROUP COUNTRY	DT = 100 KG	1 000 DM	1 000 \$	GROUP COUNTRY	DT = 100 KG	1 000 DM	1 000 \$
BELGIUM LUX	6 322	39 905	26 000	FRENCH GUIAN	7	61	37
NETHERLANDS	2 792	20 791	13 349	ECUADOR	2	85	55
ITALY	757	4 083	2 556	PERU	9	177	115
UNITD KINGDOM	24 480	175 845	112 927	BRAZIL	6	220	137
IRELAND	1 455	5 500	3 509	CHILE	8	167	110
DENMARK	805	10 098	6 476	URUGUAY	62	270	164
PORTUGAL	4 619	18 842	12 053	ARGENTINA	239	1 603	1 047
SPAIN	3 926	18 940	12 339	CYPRUS	52	480	302
NORWAY	8	151	100	LEBANON	12	101	68
SWEDEN	14	178	110	SYRIA	3	238	160
FINLAND	17	178	117	IRAN	159	2 493	1 568
SWITZERLAND	685	18 893	12 119	ISRAEL	244	3 152	2 014
AUSTRIA	26 815	169 040	108 002	JORDAN	3	153	95
YUGOSLAVIA	5	106	63	SAUDI ARABIA	32	585	377
POLAND	217	354	226	KUWAIT	8	192	121
CZECHOSLOVA	641	2 273	1 486	QATAR	6	68	44
HUNGARY	55	397	261	ARAB EMIRAT	21	503	322
CROATIA	111	54	34	OMAN	5	333	212
SOUTH AFRICA		64	41	YEMEN	3	426	267
USA	2 111	26 859	17 160	INDIA	15	1 174	770
CANADA	151	3 623	2 306	SRI LANKA	2	53	35
MEXICO	241	1 497	954	THAILAND	44	1 104	705
ISRAEL	9	215	139	VIETNAM	2	46	31
ARAB EMIRAT	39	545	351	INDONESIA	23	1 041	665
INDIA	62	105	69	MALAYSIA	261	2 924	1 835
THAILAND	2 120	12 513	8 160	SINGAPORE	880	6 625	4 296
INDONESIA	88	473	298	PHILIPPINES	3	510	343
MALAYSIA	18 053	70 105	45 386	CHINA	150	476	295
SINGAPORE	48 611	256 210	164 998	NORTH KOREA	6	674	424
PHILIPPINES	1 342	5 644	3 649	SOUTH KOREA	104	776	487
CHINA	30 637	107 402	69 452	JAPAN	241	3 965	2 573
SOUTH KOREA	29 600	123 270	78 392	TAIWAN	195	2 094	1 349
JAPAN	157 882	1 208 778	777 398	HONG KONG	182	3 143	2 038
TAIWAN	9 291	39 643	25 383	AUSTRALIA	451	3 456	2 195
HONG KONG	8 547	43 608	27 967	NEW ZEALAND	92	478	314
AUSTRALIA	1	82	56				
EXPORTS	221 968	1 697 913	1 086 338	764 TELECOMM.EQUIP.PARTS NES			
FRANCE	46 268	355 920	227 377	IMPORTS	1 169 206	8 790 811	5 638 934
BELGIUM LUX	19 467	133 461	85 034	FRANCE	48 232	442 036	283 694
NETHERLANDS	18 172	144 017	91 692	BELGIUM LUX	41 243	252 900	162 543
ITALY	30 401	261 486	166 596	NETHERLANDS	57 534	362 210	232 028
UNITD KINGDOM	39 123	304 003	195 743	ITALY	60 927	219 452	139 854
IRELAND	1 687	12 312	7 995	UNITD KINGDOM	105 104	644 370	413 594
DENMARK	9 204	60 228	38 736	IRELAND	5 628	127 115	81 332
GREECE	1 969	11 797	7 625	DENMARK	54 381	175 650	112 238
PORTUGAL	6 300	45 389	29 139	GREECE	805	26 867	17 164
SPAIN	13 326	86 421	55 432	PORTUGAL	15 446	115 669	74 495
CANARY IS	101	693	446	SPAIN	21 974	86 868	55 674
ICELAND	27	186	120	CANARY IS	2	479	298
NORWAY	748	5 715	3 668	CEUTA MEL	5	201	135
SWEDEN	1 635	14 902	9 567	ICELAND		68	41
FINLAND	1 150	9 882	6 261	NORWAY	3 048	62 820	40 476
SWITZERLAND	3 104	31 374	20 166	SWEDEN	13 116	279 958	179 538
AUSTRIA	5 740	47 750	30 538	FINLAND	10 312	134 896	87 013
ANDORRA	49	571	369	SWITZERLAND	12 598	253 156	160 657
MALTA	34	269	164	AUSTRIA	16 118	172 792	110 696
YUGOSLAVIA	101	1 401	861	MALTA	10	169	112
TURKEY	451	6 815	4 322	YUGOSLAVIA	1 480	3 567	2 188
ESTONIA	7	84	54	TURKEY	474	4 437	2 858
LATVIA	47	697	444	LATVIA	1 223	416	266
LITHUANIA	12	113	78	SOVIET UNION	339	290	180
SOVIET UNION	299	2 275	1 398	POLAND	16 868	11 672	7 509
POLAND	1 190	9 472	6 049	CZECHOSLOVA	7 895	14 436	9 321
CZECHOSLOVA	1 127	12 406	7 967	HUNGARY	12 374	17 244	11 112
HUNGARY	581	3 940	2 518	ROMANIA	1 039	255	165
ROMANIA	399	2 164	1 340	BULGARIA	1 366	723	459
BULGARIA	194	1 133	746	RUSSIA	622	834	526
ALBANIA	5	56	36	YUGOSLAVIA	154	1 403	875
UKRAINE	67	492	322	SLOVENIA	2 382	3 542	2 312
BELARUS	2	97	65	CROATIA	60	93	63
RUSSIA	248	3 796	2 502	MOROCCO	359	4 078	2 561
AZERBAIJAN	7	227	148	TUNISIA	3 276	13 115	8 447
YUGOSLAVIA	37	1 064	670	EGYPT	1	150	100
SLOVENIA	210	2 015	1 331	NIGERIA	5	276	180
CROATIA	43	1 004	663	REUNION	46	166	113
MOROCCO	45	527	337	ZAMBIA		95	64
ALGERIA	8	275	177	ZIMBABWE	6	244	154
TUNISIA	9	349	220	SOUTH AFRICA	490	7 537	4 829
EGYPT	28	1 176	740	SWAZILAND	1	146	92
NIGERIA	3	71	44	USA	50 344	928 834	596 502
CAMEROON	6	321	221	CANADA	1 975	40 189	25 766
GABON	1	56	33	MEXICO	8 947	14 160	9 087
ANGOLA	11	359	225	COLOMBIA	6	171	110
KENYA	3	190	114	VENEZUELA	4	68	44
UGANDA	64	218	138	ECUADOR	90	134	87
REUNION	31	187	119	BRAZIL	602	4 454	2 846
MALAWI	10	67	42	CHILE	3	82	51
SOUTH AFRICA	163	1 862	1 187	ARGENTINA	124	1 514	967
USA	13 696	69 214	44 106	SYRIA	43	101	63
CANADA	281	2 012	1 274	ISRAEL	1 968	113 810	72 509
MEXICO	394	3 575	2 329	SAUDI ARABIA		208	135
GUADELOUPE	40	440	286	KUWAIT	8	794	504
MARTINIQUE	68	711	456	BAHRAIN		109	68
NETH ANTILL	14	62	38	ARAB EMIRAT	15	275	185
VENEZUELA	5	133	90	OMAN		189	125



## 6 IMPORTS AND EXPORTS (SPECIAL TRADE) BY GROUPS OF THE SITC-REV. III AND BY COUNTRIES OF PRODUCTION AND CONSUMPTION 1992

GROUP COUNTRY	DT = 100 KG	1 000 DM	1 000 \$	GROUP COUNTRY	DT = 100 KG	1 000 DM	1 000 \$
PAKISTAN	7	612	408	KENYA	49	1 040	652
INDIA	746	1 836	1 203	UGANDA	6	47	31
BANGLADESH		50	30	TANZANIA	147	1 906	1 252
SRI LANKA		117	73	SEYCHELLES	26	116	74
THAILAND	13 635	34 499	22 151	MOZAMBIQUE	46	334	216
VIETNAM	63	153	105	MADAGASCAR	1	64	40
INDONESIA	3 059	3 563	2 251	REUNION	41	61	41
MALAYSIA	32 348	100 686	64 564	MAURITIUS	12	273	182
BRUNEI		57	36	ZAMBIA	134	5 349	3 388
SINGAPORE	18 429	107 319	68 807	ZIMBABWE	22	726	455
PHILIPPINES	4 797	24 888	15 928	MALAWI	39	1 099	693
CHINA	52 043	175 997	113 649	SOUTH AFRICA	4 058	118 509	76 247
NORTH KOREA	27	129	83	NAMIBIA	41	852	564
SOUTH KOREA	67 576	257 854	164 577	BOTSWANA	25	462	284
JAPAN	266 810	3 170 945	2 036 214	SWAZILAND	1	171	105
TAIWAN	114 190	291 932	187 134	LESOTHO	47	159	106
HONG KONG	13 955	67 126	43 160	USA	19 344	339 354	217 972
MACAO	53	141	87	CANADA	1 003	11 868	7 645
AUSTRALIA	260	4 737	3 037	MEXICO	7 089	84 982	54 563
NEW ZEALAND	4	105	67	GUATEMALA	110	1 723	1 105
UNID COUNTR	11	128	79	HONDURAS	35	1 929	1 240
EXPORTS	739 497	8 496 350	5 454 665	EL SALVADOR	239	4 447	2 913
FRANCE	87 236	695 003	445 425	NICARAGUA	190	3 463	2 204
BELGIUM LUX	42 295	456 784	292 273	COSTA RICA	243	1 392	896
NETHERLANDS	51 421	420 168	269 826	PANAMA	48	207	128
ITALY	29 326	390 541	248 860	GUADELOUPE	14	75	48
UNTD KINGDOM	33 719	376 331	242 512	ANTIGUA		45	30
IRELAND	2 664	30 584	19 775	MARTINIQUE	14	90	59
DENMARK	19 575	143 122	91 885	NETH ANTILL	94	681	423
GREECE	13 419	202 473	130 460	COLOMBIA	5 896	80 370	51 770
PORTUGAL	31 111	422 078	271 626	VENEZUELA	3 076	49 608	32 506
SPAIN	32 076	231 783	147 731	SURINAME	3	55	37
CANARY IS	601	5 675	3 580	FRENCH GUIAN		181	115
CEUTA MEL	7	136	87	ECUADOR	54	2 141	1 418
ICELAND	480	3 082	1 984	PERU	37	1 083	687
FAEROE IS	13	72	42	BRAZIL	1 950	100 641	64 801
NORWAY	6 521	74 625	48 256	CHILE	2 151	16 747	10 722
SWEDEN	9 997	89 486	57 542	BOLIVIA	554	10 595	6 852
FINLAND	5 622	85 701	54 790	PARAGUAY	296	7 829	5 182
SWITZERLAND	23 816	378 837	242 731	URUGUAY	104	4 756	2 958
AUSTRIA	64 863	530 056	341 241	ARGENTINA	8 527	120 563	76 686
ANDORRA	107	1 136	727	FALKLAND IS		66	45
GIBRALTAR	8	66	42	CYPRUS		732	2 550
VATICAN CITY	299	1 300	844	LEBANON	2 252	2 424	1 526
MALTA	109	854	539	SYRIA	2 352	38 793	25 391
YUGOSLAVIA	1 475	19 474	11 977	IRAN	49 768	814 333	514 307
TURKEY	10 168	164 352	105 580	ISRAEL	2 200	29 103	18 603
ESTONIA	9	388	243	JORDAN	362	1 275	829
LATVIA	143	2 964	1 909	SAUDI ARABIA	4 009	40 892	26 338
LITHUANIA	118	2 384	1 574	KUWAIT	1 463	30 371	19 503
SOVIET UNION	7 076	71 536	44 149	BAHRAIN	118	3 015	1 949
POLAND	26 035	173 367	112 851	QATAR	241	2 903	1 939
CZECHOSLOVA	15 796	173 039	112 806	ARAB EMIRAT	1 781	29 751	19 268
HUNGARY	14 691	133 772	87 764	OMAN	917	19 641	12 942
ROMANIA	3 486	30 172	19 420	YEMEN	35	1 938	1 271
BULGARIA	2 792	6 596	4 213	AFGHANISTAN	2	212	134
ALBANIA	134	1 012	614	PAKISTAN	4 947	89 475	57 896
UKRAINE	770	8 922	5 753	INDIA	627	14 329	9 215
BELARUS	563	1 546	982	BANGLADESH	312	4 342	2 771
MOLDOVA		49	31	SRI LANKA	146	1 289	842
RUSSIA	8 908	30 723	19 781	NEPAL	48	948	578
KAZAKHSTAN	142	3 598	2 284	THAILAND	4 899	120 723	79 153
TURKMENISTAN	5	54	37	VIETNAM	420	8 797	5 729
UZBEKISTAN	3	265	176	INDONESIA	10 158	202 714	129 902
TADJIKISTAN		44	30	MALAYSIA	2 421	42 576	27 040
YUGOSLAVIA	488	7 878	4 997	BRUNEI	71	1 617	1 042
SLOVENIA	1 413	21 537	14 276	SINGAPORE	5 200	39 429	25 136
CROATIA	514	2 902	1 915	PHILIPPINES	3 817	73 679	48 595
MOROCCO	539	9 010	6 781	MONGOLIA	67	801	501
ALGERIA	1 533	15 505	10 068	CHINA	7 063	125 566	82 445
TUNISIA	4 253	14 439	9 221	NORTH KOREA	18	2 572	1 618
LIBYA	994	18 209	11 720	SOUTH KOREA	966	24 931	16 282
EGYPT	2 293	51 273	33 153	JAPAN	1 792	29 847	19 343
SUDAN	61	2 553	1 673	TAIWAN	5 303	82 630	53 508
MAURITANIA	3	62	40	HONG KONG	2 539	17 169	11 028
MALI		110	71	MACAO	39	246	163
BURKINA FASO	22	430	273	AUSTRALIA	1 786	34 685	22 227
NIGER	4	273	176	PAPUA NEW G	482	3 243	2 130
CAPE VERDE	2	206	129	NEW ZEALAND	85	1 280	824
SENEGAL	5	101	64	SOLOMON IS		75	48
GUIN BISSAU	19	362	241	NEW CALEDON	22	123	80
GUINEA	6	783	493	N ZEAL OCEAN	6	175	112
CTE D IVOIRE	95	247	161	FR POLYNESIA	5	171	104
GHANA	26	559	361	UNID COUNTR		65	41
TOGO	3	103	61				
BENIN	1	72	47	771 ELECT POWER MACHNY.PARTS			
NIGERIA	1 643	45 471	28 503	IMPORTS	710 295	1 721 276	1 104 232
CAMEROON	333	16 742	10 801	FRANCE	110 585	150 162	96 524
GABON	7	165	109	BELGIUM LUX	46 705	77 284	49 577
CONGO	1	111	70	NETHERLANDS	33 049	74 347	47 623
ZAIRE	18	203	128	ITALY	51 000	112 295	72 176
RHANDA	2 127	4 112	2 562	UNTD KINGDOM	35 588	111 634	71 657
BURUNDI	21	485	317	IRELAND	1 506	17 613	11 350
ANGOLA	57	728	477	DENMARK	12 613	34 671	22 201
ETHIOPIA	8	216	137	GREECE	426	1 453	908



## 6 IMPORTS AND EXPORTS (SPECIAL TRADE) BY GROUPS OF THE SITC-REV. III AND BY COUNTRIES OF PRODUCTION AND CONSUMPTION 1992

GROUP COUNTRY	DT = 100 KG	1 000 DM	1 000 \$	GROUP COUNTRY	DT = 100 KG	1 000 DM	1 000 \$
PORTUGAL	6 033	9 084	5 863	MOROCCO	150	1 078	678
SPAIN	18 462	47 762	30 575	ALGERIA	962	2 407	1 562
CANARY IS	15	53	33	TUNISIA	7 125	14 816	9 531
NORWAY	1 853	15 253	9 746	LIBYA	916	3 077	1 957
SWEDEN	8 497	32 104	20 574	EGYPT	5 556	9 213	5 864
FINLAND	45 789	62 665	40 016	SUDAN	67	64	41
SWITZERLAND	50 198	132 370	84 992	SENEGAL	4	88	58
AUSTRIA	59 739	148 425	95 011	GUINEA	20	77	49
MALTA	50	779	516	GHANA	406	531	334
YUGOSLAVIA	12 994	10 299	6 317	NIGERIA	5 434	8 086	5 270
TURKEY	37 278	36 389	23 649	CAMEROON	12	116	73
LATVIA	235	275	175	GABON	8	50	31
SOVIET UNION	1 746	1 068	656	ZAIRE	158	189	122
POLAND	11 026	6 934	4 408	RWANDA	14	210	143
CZECHOSLOVA	10 530	19 309	12 457	ANGOLA	40	64	41
HUNGARY	13 253	26 272	16 917	ETHIOPIA	90	378	233
ROMANIA	20	55	34	KENYA	348	464	301
BULGARIA	322	563	360	UGANDA	15	57	35
UKRAINE	84	655	414	TANZANIA	61	320	200
RUSSIA	2 786	1 782	1 173	MOZAMBIQUE	21	721	441
YUGOSLAVIA	465	1 575	992	MAURITIUS	65	198	120
SLOVENIA	15 136	9 579	6 282	ZAMBIA	3	47	31
CROATIA	5 473	7 271	4 747	ZIMBABWE	57	236	151
MOROCCO	6	274	174	MALAWI	75	799	550
TUNISIA	6 757	21 323	13 690	SOUTH AFRICA	3 555	14 786	9 499
SOUTH AFRICA	212	1 372	890	USA	45 356	206 421	132 078
USA	15 243	149 215	95 708	CANADA	3 164	13 054	8 309
CANADA	4 993	13 131	8 438	MEXICO	2 546	15 493	10 114
MEXICO	193	1 310	855	GUATEMALA	275	666	422
EL SALVADOR	108	162	108	EL SALVADOR	249	527	344
COSTA RICA	3	682	436	NICARAGUA	78	387	243
DOMINIC REP	315	1 056	669	COSTA RICA	212	628	407
BARBADOS		66	41	CUBA	39	180	123
VENEZUELA	1 207	2 118	1 419	DOMINIC REP	4	89	58
BRAZIL	173	691	570	JAMAICA	247	178	115
ARGENTINA	22	146	97	BARBADOS	2	73	44
IRAN	1 230	1 426	898	NETH ANTILL	235	261	162
ISRAEL	441	4 677	2 991	COLOMBIA	582	4 097	2 689
SAUDI ARABIA	13	356	228	VENEZUELA	2 057	5 060	3 162
BAHRAIN	12	52	36	GUYANA	110	69	45
PAKISTAN	19	54	35	ECUADOR	61	469	318
INDIA	2 793	5 563	3 548	PERU	74	354	226
SRI LANKA	6	79	49	BRAZIL	2 211	14 134	9 033
THAILAND	667	6 056	3 839	CHILE	331	1 628	1 044
VIETNAM	5	59	36	BOLIVIA	633	1 938	1 227
INDONESIA	8	198	125	PARAGUAY	150	291	180
MALAYSIA	4 225	21 186	13 701	URUGUAY	384	295	185
SINGAPORE	5 486	26 486	17 019	ARGENTINA	931	4 510	2 904
PHILIPPINES	301	1 717	1 074	CYPRUS	266	473	300
CHINA	25 602	39 712	25 520	LEBANON	758	612	402
SOUTH KOREA	1 825	5 968	3 823	SYRIA	523	1 766	1 140
JAPAN	17 003	158 997	101 823	IRAN	27 585	48 763	31 135
TAIWAN	18 653	75 996	48 637	ISRAEL	8 954	16 173	10 326
HONG KONG	9 154	29 719	19 048	JORDAN	533	579	366
AUSTRALIA	68	885	556	SAUDI ARABIA	13 766	19 785	12 794
NEW ZEALAND	6	54	40	KUWAIT	1 565	2 431	1 549
EXPORTS	931 306	2 570 446	1 649 063	BAHRAIN	492	640	414
FRANCE	80 498	263 540	169 427	QATAR	33	189	111
BELGIUM LUX	57 246	117 699	75 511	ARAB EMIRAT	5 824	7 150	4 722
NETHERLANDS	85 802	177 538	113 557	OMAN	90	815	525
ITALY	34 367	192 847	123 385	PAKISTAN	6 451	14 717	9 397
UNITED KINGDOM	82 003	202 477	130 364	INDIA	2 209	10 872	6 970
IRELAND	3 789	32 180	20 867	BANGLADESH	3 469	7 163	4 348
DENMARK	23 346	59 731	38 439	SRI LANKA	1 310	783	499
GREECE	4 569	11 477	7 344	NEPAL	14	124	74
PORTUGAL	24 291	44 955	28 692	MYANMAR	14	197	126
SPAIN	29 021	123 308	78 380	THAILAND	13 474	23 612	15 094
CANARY IS	69	331	213	INDONESIA	21 369	36 472	23 559
ICELAND	329	634	403	MALAYSIA	4 382	7 707	4 954
NORWAY	15 731	34 385	22 111	BRUNEI	144	210	136
SWEDEN	24 064	62 276	40 036	SINGAPORE	14 571	31 402	20 091
FINLAND	23 278	40 743	26 060	PHILIPPINES	23 064	34 452	22 388
SWITZERLAND	69 725	206 254	132 602	CHINA	2 964	22 478	14 430
AUSTRIA	57 815	189 417	121 791	NORTH KOREA	76	182	116
ANDORRA	27	97	60	SOUTH KOREA	1 663	10 221	6 564
MALTA	124	399	254	JAPAN	2 300	19 014	12 315
YUGOSLAVIA	1 734	6 425	3 949	TAIWAN	10 083	16 744	10 636
TURKEY	7 138	20 581	13 083	HONG KONG	5 327	11 907	7 747
LATVIA	63	107	66	AUSTRALIA	7 236	21 708	13 722
LITHUANIA	16	63	39	NEW ZEALAND	284	802	513
SOVIET UNION	2 005	3 045	1 869	772 ELEC. SWITCH. RELAY. CIRCUIT			
POLAND	4 013	11 301	7 263	IMPORTS	823 789	5 817 226	3 729 676
CZECHOSLOVA	15 804	36 173	23 456	FRANCE	139 386	726 671	466 086
HUNGARY	9 073	15 986	10 264	BELGIUM LUX	37 261	282 020	180 746
ROMANIA	620	1 605	1 007	NETHERLANDS	43 395	318 455	204 254
BULGARIA	1 794	3 054	2 026	ITALY	63 757	346 210	221 635
ALBANIA	25	55	35	UNITED KINGDOM	74 034	433 891	278 486
UKRAINE	1 713	993	652	IRELAND	15 392	168 710	108 546
BELARUS	149	135	90	DENMARK	6 580	60 713	39 066
RUSSIA	596	2 553	1 674	GREECE	8 050	25 935	16 678
KAZAKHSTAN	7	56	35	PORTUGAL	17 792	106 797	68 555
TURKMENISTAN	19	291	185	SPAIN	32 603	165 628	106 304
YUGOSLAVIA	264	1 490	960	NORWAY	6 112	25 591	16 432
SLOVENIA	1 367	3 366	2 206	SWEDEN	11 278	48 733	31 118
CROATIA	2 770	3 206	2 094				



## 6 IMPORTS AND EXPORTS (SPECIAL TRADE) BY GROUPS OF THE SITC-REV. III AND BY COUNTRIES OF PRODUCTION AND CONSUMPTION 1992

GROUP COUNTRY	DT = 100 KG	1 000 DM	1 000 \$	GROUP COUNTRY	DT = 100 KG	1 000 DM	1 000 \$
FINLAND	3 217	24 399	15 685	KYRGHYZSTAN	4	76	51
SWITZERLAND	60 498	711 245	455 078	YUGOSLAVIA	1 389	9 402	5 979
AUSTRIA	49 862	432 784	277 290	SLOVENIA	3 767	22 537	14 840
ANDORRA	29	1 455	928	CROATIA	2 780	10 819	7 103
MALTA	1 939	21 463	13 754	BOS HERZEGOV	39	928	632
YUGOSLAVIA	6 691	15 526	9 495	MOROCCO	972	5 130	3 312
TURKEY	1 292	3 431	2 179	ALGERIA	4 473	15 351	9 525
LITHUANIA	38	95	63	TUNISIA	16 304	62 386	39 942
SOVIET UNION	275	2 376	1 457	LIBYA	2 880	23 518	15 048
POLAND	23 669	46 626	30 035	EGYPT	15 476	86 049	54 733
CZECHOSLOVA	28 332	61 023	39 349	SUDAN	82	502	326
HUNGARY	13 034	52 562	33 903	MAURITANIA	69	152	101
ROMANIA	582	527	334	MALI	3	138	85
BULGARIA	808	4 982	3 192	NIGER	14	151	102
UKRAINE	70	349	233	CAPE VERDE	4	71	46
RUSSIA	885	4 248	2 785	SENEGAL	258	900	557
YUGOSLAVIA	909	1 919	1 209	GUINEA	7	324	205
SLOVENIA	7 572	20 167	13 260	SIERRA LEONE	6	124	74
CROATIA	3 742	8 869	5 809	LIBERIA	4	156	102
MOROCCO	467	1 364	900	CTE D IVOIRE	16	190	114
TUNISIA	14 634	68 308	43 597	GHANA	220	1 445	935
EGYPT	7	48	34	TOGO	26	97	63
SOUTH AFRICA	1 139	12 906	8 373	BENIN	16	113	74
USA	29 493	492 034	315 808	NIGERIA	2 372	12 677	8 057
CANADA	3 222	39 132	24 789	CAMEROON	120	635	403
MEXICO	546	6 694	4 301	GABON	6	82	50
COSTA RICA	916	4 600	2 953	CONGO	4	62	39
VENEZUELA	2	82	50	ZAIRE	109	838	557
ECUADOR	73	112	77	RWANDA	197	1 003	664
BRAZIL	7 411	23 565	15 165	BURUNDI	10	93	58
CHILE	7	75	45	ANGOLA	89	435	280
ARGENTINA	61	365	230	ETHIOPIA	113	802	526
CYPRUS	1	82	50	KENYA	205	898	570
SYRIA	28	65	45	UGANDA	326	2 550	1 576
ISRAEL	3 047	26 504	17 020	TANZANIA	276	1 442	920
SAUDI ARABIA	6	154	97	MOZAMBIQUE	203	1 548	1 011
KUWAIT	32	227	143	MADAGASCAR	6	102	64
ARAB EMIRAT	18	90	56	REUNION	9	150	95
PAKISTAN	4	83	53	MAURITIUS	68	553	354
INDIA	1 242	5 768	3 666	ZAMBIA	215	797	515
SRI LANKA	168	276	180	ZIMBABWE	311	1 712	1 108
THAILAND	1 805	15 680	10 097	MALAWI	33	161	109
INDONESIA	11	119	75	SOUTH AFRICA	14 474	94 988	61 283
MALAYSIA	4 199	37 113	23 836	NAMIBIA	18	265	176
SINGAPORE	12 241	139 121	88 778	BOTSWANA	19	657	410
PHILIPPINES	818	12 781	8 293	LESOTHO	7	72	48
CHINA	7 934	26 864	17 211	USA	80 015	722 143	464 330
SOUTH KOREA	3 945	23 030	14 740	CANADA	8 951	79 176	50 579
JAPAN	35 936	533 318	342 009	ST PIERRE	33	109	67
TAIWAN	26 933	132 503	84 890	MEXICO	28 880	185 583	119 624
HONG KONG	7 654	81 019	51 928	GUATEMALA	663	3 576	2 334
AUSTRALIA	411	5 369	3 453	HONDURAS	42	461	301
NEW ZEALAND	238	3 767	2 409	EL SALVADOR	534	3 428	2 230
UNID COUNTR	2	62	38	NICARAGUA	137	1 533	953
EXPORTS	2 003 444	12 965 967	8 324 717	COSTA RICA	619	6 258	4 048
FRANCE	178 139	1 841 155	1 189 239	PANAMA	130	563	361
BELGIUM LUX	138 616	660 527	423 384	CUBA	118	604	393
NETHERLANDS	169 423	800 345	513 268	HAITI	13	124	75
ITALY	173 440	1 265 356	809 460	DOMINIC REP	152	925	572
UNTD KINGDOM	143 373	910 379	584 745	GUADELOUPE	6	75	49
IRELAND	24 343	175 707	112 916	JAMAICA	111	571	350
DENMARK	37 466	220 547	141 218	TRINIDAD TOB	154	755	474
GREECE	22 081	144 964	91 491	ARUBA	55	184	118
PORTUGAL	34 493	196 563	125 859	NETH ANTILL	202	769	480
SPAIN	110 722	587 604	375 569	COLOMBIA	1 903	17 448	11 296
CANARY IS	1 104	4 406	2 836	VENEZUELA	5 193	37 971	24 396
CEUTA MEL	8	76	47	SURINAME	63	205	131
ICELAND	2 096	7 134	4 605	ECUADOR	768	4 460	2 794
FAEROE IS	10	70	45	PERU	699	5 682	3 645
NORWAY	30 859	186 472	120 387	BRAZIL	6 642	57 278	36 887
SWEDEN	77 704	405 135	259 713	CHILE	3 287	17 492	11 293
FINLAND	29 615	165 706	106 534	BOLIVIA	506	2 062	1 324
SWITZERLAND	107 323	723 797	464 234	PARAGUAY	118	682	435
AUSTRIA	153 914	796 533	511 417	URUGUAY	1 048	5 595	3 573
ANDORRA	33	249	153	ARGENTINA	4 769	39 772	25 497
GIBRALTAR	89	474	290	CYPRUS	993	3 641	2 320
MALTA	473	4 155	2 639	LEBANON	834	2 752	1 736
YUGOSLAVIA	4 223	26 241	16 097	SYRIA	970	5 171	3 362
TURKEY	19 108	137 887	88 145	IRAQ	11	56	36
ESTONIA	28	179	112	IRAN	34 405	165 229	105 947
LATVIA	63	314	196	ISRAEL	28 190	166 837	106 682
LITHUANIA	20	160	104	JORDAN	1 030	3 321	2 136
SOVIET UNION	7 576	50 571	31 327	SAUDI ARABIA	14 397	76 894	49 266
POLAND	18 214	97 510	63 047	KUWAIT	2 089	17 815	11 259
CZECHOSLOVA	32 685	221 358	143 447	BAHRAIN	880	4 664	2 891
HUNGARY	15 827	92 812	59 630	QATAR	454	3 749	2 356
ROMANIA	850	6 495	4 147	ARAB EMIRAT	8 951	56 810	36 834
BULGARIA	1 518	10 342	6 594	OMAN	966	4 036	2 618
ALBANIA	11	336	215	YEMEN	31	550	367
UKRAINE	1 832	9 845	6 366	AFGHANISTAN	108	103	66
BELARUS	339	1 339	887	PAKISTAN	3 648	25 451	16 359
MOLDOVA	29	389	250	INDIA	3 944	60 023	38 628
RUSSIA	6 207	52 245	34 341	BANGLADESH	1 575	9 126	5 765
KAZAKHSTAN	4	127	86	MALDIVES	6	94	60
UZBEKISTAN	10	237	149	SRI LANKA	147	1 655	1 054
				NEPAL	327	4 150	2 524
				MYANMAR	23	290	182



## 6 IMPORTS AND EXPORTS (SPECIAL TRADE) BY GROUPS OF THE SITC-REV. III AND BY COUNTRIES OF PRODUCTION AND CONSUMPTION 1992

GROUP COUNTRY	DT = 100 KG	1 000 DM	1 000 \$	GROUP COUNTRY	DT = 100 KG	1 000 DM	1 000 \$
THAILAND	8 339	40 822	26 361	SWITZERLAND	95 874	122 370	78 541
VIETNAM	100	685	454	AUSTRIA	274 338	284 349	182 448
INDONESIA	10 758	69 935	45 154	ANDORRA	63	71	43
MALAYSIA	9 801	70 653	45 370	MALTA	1 620	3 457	2 192
BRUNEI	267	892	557	YUGOSLAVIA	7 295	7 364	4 530
SINGAPORE	29 376	191 879	123 499	TURKEY	52 972	56 641	36 426
PHILIPPINES	3 693	22 059	14 305	LATVIA	568	454	303
MONGOLIA	7	50	31	LITHUANIA	212	206	135
CHINA	10 617	120 193	76 887	SOVIET UNION	25 204	23 719	14 657
NORTH KOREA	10	290	183	POLAND	16 715	21 078	13 518
SOUTH KOREA	6 835	82 139	52 802	CZECHOSLOVA	70 162	118 888	76 505
JAPAN	13 510	120 141	76 963	HUNGARY	58 475	78 436	50 610
TAIWAN	10 609	67 582	43 528	ROMANIA	6 171	5 147	3 243
HONG KONG	14 975	83 291	53 338	BULGARIA	1 570	2 523	1 617
MACAO	16	120	76	UKRAINE	3 679	2 758	1 802
AUSTRALIA	19 763	105 271	67 733	BELARUS	278	227	144
PAPUA NEW G	16	106	67	MOLDOVA	445	834	529
NEW ZEALAND	2 767	11 517	7 394	RUSSIA	41 567	30 028	19 424
SOLOMON IS	37	344	236	KAZAKHSTAN	776	1 131	719
NEW CALEDON	233	670	404	YUGOSLAVIA	4 151	3 415	2 181
				SLOVENIA	11 360	9 518	6 289
773 ELECTR DISTRIB.EQPT NES				CROATIA	8 531	2 637	1 752
IMPORTS	3 334 514	3 827 672	2 450 556	MOROCCO	2 126	4 283	2 702
FRANCE	400 198	281 969	180 490	ALGERIA	20 802	11 761	7 673
BELGIUM LUX	234 485	166 013	106 193	TUNISIA	23 184	54 541	34 996
NETHERLANDS	105 040	82 896	53 110	LIBYA	7 301	5 597	3 580
ITALY	380 076	247 723	158 525	EGYPT	5 186	7 832	5 022
UNITD KINGDOM	61 946	144 029	91 994	SUDAN	938	812	516
IRELAND	37 128	131 406	83 901	MAURITANIA	722	1 354	913
DENMARK	56 088	41 532	26 784	SENEGAL	62	341	206
GREECE	35 022	12 840	8 112	GUINEA	85	78	51
PORTUGAL	108 963	388 177	248 273	GHANA	1 795	1 304	823
SPAIN	68 382	135 636	86 821	NIGERIA	7 685	10 598	6 727
NORWAY	10 306	16 056	10 247	ZAIRE	101	178	120
SWEDEN	84 545	42 430	27 255	RWANDA	648	711	469
FINLAND	56 307	32 806	21 218	ANGOLA	121	158	98
SWITZERLAND	73 969	178 903	115 074	ETHIOPIA	173	144	95
AUSTRIA	369 152	564 243	360 742	DJIBOUTI	41	226	140
MALTA	511	1 727	1 105	KENYA	20	225	142
YUGOSLAVIA	64 898	36 739	22 539	UGANDA	258	176	112
TURKEY	173 257	306 500	197 158	TANZANIA	2 204	1 780	1 196
POLAND	383 973	124 431	79 420	MOZAMBIQUE	41	77	46
CZECHOSLOVA	169 589	124 879	80 260	MAURITIUS	101	142	90
HUNGARY	116 100	196 649	126 306	ZAMBIA	495	993	686
ROMANIA	8 460	2 717	1 755	ZIMBABWE	73	123	83
BULGARIA	17 684	5 186	3 316	MALAWI	96	816	561
UKRAINE	3 425	895	585	SOUTH AFRICA	8 451	23 591	15 288
RUSSIA	894	311	207	USA	36 323	122 582	78 623
YUGOSLAVIA	54 173	16 975	10 885	CANADA	4 385	6 581	4 184
SLOVENIA	8 601	9 629	6 315	MEXICO	6 116	37 557	24 360
CROATIA	8 894	4 802	3 143	GUATEMALA	1 357	856	558
BOS HERZEGOV	4 913	1 737	1 113	EL SALVADOR	574	409	262
TUNISIA	34 301	83 643	53 470	NICARAGUA	1 651	2 112	1 318
MADAGASCAR	2	67	44	COSTA RICA	1 015	609	390
SOUTH AFRICA	1 341	5 216	3 381	PANAMA	105	122	74
USA	101 473	233 535	149 125	CUBA	125	97	65
CANADA	1 117	3 578	2 254	BAHAMAS	3	45	30
MEXICO	360	1 974	1 267	DOMINIC REP	119	64	41
NETH ANTILL	3	55	36	TRINIDAD TOB	2 185	1 483	935
BRAZIL	199	950	606	NETH ANTILL	2 204	1 103	681
LEBANON	4 185	3 250	2 023	COLOMBIA	679	3 776	2 341
ISRAEL	2 880	6 244	4 000	VENEZUELA	729	1 721	1 107
SAUDI ARABIA	5	120	83	ECUADOR	1 029	985	623
INDIA	105	386	251	PERU	127	197	125
THAILAND	3 174	7 030	4 543	BRAZIL	4 257	13 090	8 551
VIETNAM	743	547	355	CHILE	1 600	2 292	1 452
INDONESIA	87	151	93	BOLIVIA	603	1 053	717
MALAYSIA	2 647	6 460	4 143	PARAGUAY	507	1 196	758
SINGAPORE	1 922	18 149	11 704	URUGUAY	32	75	47
PHILIPPINES	1 455	2 700	1 719	ARGENTINA	1 050	3 843	2 480
CHINA	31 235	28 666	18 420	CYPRUS	545	730	473
SOUTH KOREA	1 430	3 311	2 113	LEBANON	306	676	426
JAPAN	9 619	56 112	35 972	SYRIA	977	2 679	1 703
TAIWAN	35 861	55 663	35 592	IRAQ	193	111	67
HONG KONG	3 098	9 475	6 182	IRAN	72 152	59 141	37 788
AUSTRALIA	67	249	157	ISRAEL	15 886	17 884	11 645
NEW ZEALAND	155	135	85	JORDAN	658	942	595
EXPORTS	2 372 955	3 269 644	2 097 058	SAUDI ARABIA	36 732	44 337	28 199
FRANCE	178 320	233 296	149 535	KUWAIT	5 904	7 242	4 628
BELGIUM LUX	205 050	318 380	204 116	BAHRAIN	844	1 745	1 101
NETHERLANDS	268 481	249 055	159 552	QATAR	202	337	211
ITALY	59 526	125 374	80 205	ARAB EMIRAT	22 367	16 130	10 120
UNITD KINGDOM	152 880	340 823	218 623	OMAN	1 526	2 423	1 546
IRELAND	31 991	36 551	23 455	YEMEN	154	182	116
DENMARK	98 700	88 312	56 566	AFGHANISTAN	335	167	105
GREECE	7 850	17 660	11 277	PAKISTAN	7 079	15 458	9 791
PORTUGAL	48 771	87 759	56 221	INDIA	11 401	25 191	16 159
SPAIN	68 508	126 604	81 000	BANGLADESH	2 252	1 563	988
CANARY IS	339	453	281	SRI LANKA	58	137	87
ICELAND	3 853	2 647	1 691	NEPAL	113	408	245
NORWAY	28 462	35 460	22 923	MYANMAR	44	122	79
SWEDEN	105 048	111 688	71 671	THAILAND	6 675	14 309	9 282
FINLAND	17 932	24 556	15 724	VIETNAM	496	446	276
				INDONESIA	9 538	15 804	10 336
				MALAYSIA	9 099	15 533	9 905
				BRUNEI	358	255	157
				SINGAPORE	17 422	31 178	20 138



## 6 IMPORTS AND EXPORTS (SPECIAL TRADE) BY GROUPS OF THE SITC-REV. III AND BY COUNTRIES OF PRODUCTION AND CONSUMPTION 1992

GROUP COUNTRY	DT = 100 KG	1 000 DM	1 000 \$	GROUP COUNTRY	DT = 100 KG	1 000 DM	1 000 \$
PHILIPPINES	2 556	5 833	3 686	UKRAINE	447	11 148	7 366
MONGOLIA	181	228	153	BELARUS	4	128	80
CHINA	8 976	19 307	12 575	RUSSIA	1 851	48 803	31 490
NORTH KOREA	21	82	51	UZBEKISTAN	19	793	547
SOUTH KOREA	4 734	10 749	6 881	YUGOSLAVIA	74	3 104	1 955
JAPAN	2 392	16 279	10 432	SLOVENIA	89	1 577	1 032
TAIWAN	4 616	7 580	4 789	CROATIA	420	5 059	3 302
HONG KONG	11 176	15 661	10 006	BOS HERZEGOV	2	57	39
MACAO	25	78	51	MOROCCO	165	2 209	1 404
AUSTRALIA	6 227	13 306	8 546	ALGERIA	26	1 122	707
PAPUA NEW G	561	438	295	TUNISIA	307	5 090	3 328
NEW ZEALAND	321	661	425	LIBYA	297	19 677	12 533
SOLOMON IS	66	65	41	EGYPT	442	10 863	6 982
N ZEAL OCEAN	53	51	33	SUDAN	71	412	255
774 ELECTRO-MEDCL,XRAY EQUIP				MALI	11	92	56
IMPORTS	79 633	1 395 478	893 350	GUINEA	3	76	47
FRANCE	5 036	71 786	46 018	SIERRA LEONE	7	68	41
BELGIUM LUX	313	6 060	3 877	GHANA	68	593	376
NETHERLANDS	14 081	265 690	170 094	BENIN	27	214	135
ITALY	8 185	75 402	48 237	NIGERIA	528	7 967	4 990
UNITD KINGDOM	3 798	79 392	50 869	CAMEROON	89	1 507	1 011
IRELAND	23	601	387	CENT AFR REP	19	56	34
DENMARK	1 758	32 304	20 792	GABON	3	83	54
GREECE	4	136	85	ZAIRE	2	50	33
PORTUGAL	138	361	235	BURUNDI	6	106	67
SPAIN	471	4 291	2 729	ANGOLA	16	394	265
NORWAY	341	18 286	11 739	ETHIOPIA	49	198	125
SWEDEN	9 966	138 739	89 283	SOMALIA	36	140	88
FINLAND	2 276	22 727	14 449	KENYA	34	306	196
SWITZERLAND	2 106	46 984	30 131	UGANDA	11	113	70
AUSTRIA	1 303	18 452	11 790	TANZANIA	44	755	503
YUGOSLAVIA	56	199	121	SEYCHELLES		57	36
TURKEY	23	316	194	REUNION	30	105	66
SOVIET UNION	52	238	144	MAURITIUS	14	557	348
POLAND	722	2 319	1 492	ZAMBIA	14	70	45
CZECHOSLOVA	35	721	460	ZIMBABWE	9	152	97
HUNGARY	315	1 375	875	SOUTH AFRICA	1 287	35 358	22 797
RUSSIA	144	807	531	USA	47 581	940 464	605 689
YUGOSLAVIA	96	324	210	CANADA	2 362	44 388	28 598
SLOVENIA	2	77	47	MEXICO	782	18 773	12 132
CROATIA	3	89	55	GUATEMALA	26	428	272
SOUTH AFRICA	16	350	230	HONDURAS	2	62	41
USA	16 182	362 170	231 661	EL SALVADOR	34	957	635
CANADA	454	2 898	1 880	NICARAGUA	8	137	84
BRAZIL	22	339	221	COSTA RICA	26	520	331
ARGENTINA	4	563	348	PANAMA	11	281	183
ISRAEL	1 120	17 093	10 843	CUBA	12	1 211	793
JORDAN	3	394	243	GUADELOUPE	8	218	137
SAUDI ARABIA	17	129	84	TRINIDAD TOB		61	40
KUWAIT	4	100	63	NETH ANTILL		93	61
ARAB EMIRAT	4	73	45	COLOMBIA	709	10 106	6 915
INDIA	2	166	104	VENEZUELA	356	8 643	5 582
SRI LANKA		57	36	ECUADOR	273	5 189	3 557
THAILAND	14	185	126	PERU	5	232	157
MALAYSIA	5	167	104	BRAZIL	681	23 513	15 115
SINGAPORE	15	286	181	CHILE	318	5 355	3 429
CHINA	11	284	179	BOLIVIA	36	677	422
SOUTH KOREA	70	1 439	903	PARAGUAY	11	278	175
JAPAN	10 341	218 750	139 746	URUGUAY	17	487	308
TAIWAN	76	1 528	980	ARGENTINA	1 408	33 080	20 740
HONG KONG	68	341	221	CYPRUS	60	1 090	695
AUSTRALIA	10	279	178	LEBANON	140	2 324	1 469
EXPORTS	164 701	3 345 045	2 149 918	SYRIA	232	4 136	2 618
FRANCE	9 644	200 665	129 106	IRAQ	6	61	40
BELGIUM LUX	4 395	91 783	58 748	IRAN	858	28 568	18 497
NETHERLANDS	16 232	245 252	157 555	ISRAEL	407	7 012	4 625
ITALY	9 244	197 160	126 161	JORDAN	284	3 297	2 078
UNITD KINGDOM	11 631	163 405	104 950	SAUDI ARABIA	1 443	35 117	22 210
IRELAND	313	6 968	4 437	KUWAIT	132	3 763	2 415
DENMARK	869	25 164	16 296	BAHRAIN	43	1 525	973
GREECE	1 402	23 557	15 172	QATAR	31	1 204	766
PORTUGAL	684	17 653	11 318	ARAB EMIRAT	373	7 030	4 507
SPAIN	4 704	94 063	60 374	OMAN	47	1 812	1 165
CANARY IS	2	67	45	YEMEN	34	691	428
ICELAND	28	510	333	AFGHANISTAN	28	445	283
FAEROE IS	9	65	44	PAKISTAN	267	2 977	1 909
NORWAY	939	18 378	11 915	INDIA	1 588	36 528	23 503
SWEDEN	3 801	100 015	64 539	BANGLADESH	12	418	268
FINLAND	621	17 567	11 314	SRI LANKA	6	135	84
SWITZERLAND	3 687	82 668	53 289	MYANMAR	3	76	48
AUSTRIA	5 785	138 488	89 198	THAILAND	544	9 569	6 236
MALTA	2	134	86	VIETNAM	71	1 708	1 080
YUGOSLAVIA	137	4 413	2 711	CAMBODIA	3	62	40
TURKEY	835	16 542	10 641	INDONESIA	593	9 895	6 533
ESTONIA	79	724	487	MALAYSIA	306	4 800	3 127
LITHUANIA	12	396	260	BRUNEI	78	1 618	1 079
SOVIET UNION	1 475	46 757	28 488	SINGAPORE	466	8 756	5 632
POLAND	1 680	36 866	23 622	PHILIPPINES	197	3 662	2 329
CZECHOSLOVA	2 241	60 677	38 844	CHINA	2 479	62 985	40 398
HUNGARY	798	24 728	16 029	NORTH KOREA	38	1 136	718
ROMANIA	174	5 122	3 336	SOUTH KOREA	611	13 389	8 687
BULGARIA	285	9 225	6 059	JAPAN	7 083	139 729	89 688
				TAIWAN	1 274	21 636	13 823
				HONG KONG	520	13 963	8 952
				AUSTRALIA	1 348	27 053	17 442
				NEW ZEALAND	90	2 354	1 496
				FR POLYNESIA	13	509	323



## 6 IMPORTS AND EXPORTS (SPECIAL TRADE) BY GROUPS OF THE SITC-REV. III AND BY COUNTRIES OF PRODUCTION AND CONSUMPTION 1992

GROUP COUNTRY	DT = 100 KG	1 000 DM	1 000 \$	GROUP COUNTRY	DT = 100 KG	1 000 DM	1 000 \$
775 DOM.ELEC, NON-ELEC. EQUIPT				YUGOSLAVIA			
IMPORTS	4 205 559	4 895 829	3 135 189	SLOVENIA	1 545	4 411	2 875
FRANCE	511 883	738 370	473 115	CROATIA	5 503	14 234	9 374
BELGIUM LUX	21 725	36 951	23 504	BOS HERZEGOV	2 657	4 885	3 261
NETHERLANDS	102 755	207 641	132 930	MOROCCO	122	148	100
ITALY	1 529 216	1 419 744	908 749	ALGERIA	608	958	604
UNITD KINGDOM	173 725	269 874	172 867	TUNISIA	194	1 435	917
IRELAND	61 857	177 286	113 047	LIBYA	316	768	487
DENMARK	140 300	127 328	81 952	EGYPT	344	946	603
GREECE	3 815	3 734	2 401	CTE D IVOIRE	2 596	6 095	3 971
PORTUGAL	17 312	23 991	15 267	GHANA	18	58	37
SPAIN	174 707	213 829	137 952	NIGERIA	354	264	170
NORWAY	2 328	4 493	2 873	CAMEROON	9 275	2 949	1 886
SWEDEN	49 802	76 401	48 747	ZAIRE	57	125	79
FINLAND	14 042	18 292	11 747	RWANDA	241	264	165
SWITZERLAND	43 668	129 336	82 791	BURUNDI	196	187	118
AUSTRIA	333 387	393 937	252 340	ANGOLA	58	88	58
MALTA	10	98	63	ETHIOPIA	29	56	36
YUGOSLAVIA	87 400	58 850	36 086	KENYA	47	163	112
TURKEY	19 091	12 763	8 261	UGANDA	155	418	265
LATVIA	4 839	2 006	1 333	TANZANIA	92	144	88
SOVIET UNION	13 305	4 416	2 700	REUNION	199	232	148
POLAND	133 601	88 666	56 708	MAURITIUS	105	271	174
CZECHOSLOVA	37 458	34 038	21 840	ZAMBIA	87	347	222
HUNGARY	95 286	56 737	36 391	ZIMBABWE	17	49	32
ROMANIA	53	50	32	MALAWI	58	136	92
BULGARIA	10 069	4 162	2 701	SOUTH AFRICA	80	135	87
BELARUS	2 757	887	579	NAMIBIA	22 855	26 917	17 252
MOLDOVA	2 197	753	485	USA	69	154	97
RUSSIA	24 108	9 509	6 296	CANADA	110 587	256 539	165 969
KAZAKHSTAN	253	76	51	MEXICO	11 970	35 748	23 139
YUGOSLAVIA	14 994	11 914	7 422	GUATEMALA	5 256	8 992	5 801
SLOVENIA	127 041	87 118	57 391	COSTA RICA	67	144	97
CROATIA	4 118	2 632	1 712	CUBA	38	153	100
TUNISIA	257	181	118	BAHAMAS	199	455	288
SOUTH AFRICA	86	335	205	GUADELOUPE	28	432	274
USA	42 726	91 398	58 749	MARTINIQUE	192	488	317
CANADA	308	1 658	1 054	TRINIDAD TOB	252	510	321
MEXICO	643	1 013	642	NETH ANTILL	6	48	30
BRAZIL	1 626	2 491	1 622	COLOMBIA	108	317	199
ARGENTINA	4	72	45	VENEZUELA	360	1 376	889
LEBANON	17	53	36	GUYANA	469	1 270	828
ISRAEL	531	2 160	1 369	FRENCH GUIAN	22	334	213
THAILAND	53 553	55 069	34 757	ECUADOR	48	109	67
MALAYSIA	559	1 071	698	PERU	22	83	52
SINGAPORE	18 281	29 483	18 999	BRAZIL	257	527	329
PHILIPPINES	8	136	86	CHILE	346	1 515	966
CHINA	183 135	240 529	154 200	BOLIVIA	4 899	9 718	6 190
SOUTH KOREA	74 734	83 210	52 831	PARAGUAY	200	292	182
JAPAN	35 538	99 172	63 488	URUGUAY	265	441	283
TAIWAN	15 221	24 443	15 646	ARGENTINA	396	979	613
HONG KONG	21 048	47 138	30 071	CYPRUS	4 689	11 195	7 302
AUSTRALIA	16	83	52	LEBANON	10 860	16 380	10 492
NEW ZEALAND	7	53	31	SYRIA	3 722	5 790	3 714
EXPORTS	4 702 552	7 082 943	4 540 462	IRAN	744	1 646	1 051
FRANCE	700 621	960 700	615 590	ISRAEL	44 465	60 274	38 605
BELGIUM LUX	376 568	508 230	325 870	JORDAN	55 000	60 802	38 912
NETHERLANDS	622 206	860 654	550 857	SAUDI ARABIA	413	922	587
ITALY	365 329	581 688	372 681	KUWAIT	14 224	24 589	15 869
UNITD KINGDOM	273 245	394 803	253 340	BAHRAIN	9 200	10 077	6 497
IRELAND	15 990	36 266	23 297	QATAR	785	1 797	1 139
DENMARK	171 141	222 788	143 000	ARAB EMIRAT	524	1 403	897
GREECE	131 050	182 509	116 185	OMAN	406	23 947	15 153
PORTUGAL	65 837	84 239	53 992	YEMEN	1 256	186	126
SPAIN	358 836	485 712	310 064	AFGHANISTAN	114	528	325
CANARY IS	6 364	8 855	5 634	PAKISTAN	386	995	629
CEUTA MEL	126	228	143	INDIA	342	637	399
ICELAND	7 737	10 644	6 816	SRI LANKA	107	165	106
FAEROE IS	131	239	151	NEPAL	74	136	92
NORWAY	99 969	127 724	82 060	THAILAND	77	136	92
SWEDEN	148 054	225 257	144 215	VIETNAM	4 458	10 084	6 524
FINLAND	48 791	74 032	47 484	INDONESIA	20	50	32
SWITZERLAND	235 422	393 995	252 650	MALAYSIA	820	2 582	1 660
AUSTRIA	399 702	585 777	376 207	SINGAPORE	1 391	2 488	1 602
ANDORRA	507	1 593	1 023	PHILIPPINES	5 620	15 075	9 791
GIBRALTAR	51	141	89	MONGOLIA	655	1 094	701
MALTA	3 805	5 529	3 508	CHINA	7	114	77
YUGOSLAVIA	3 267	8 176	5 006	SOUTH KOREA	768	2 643	1 704
TURKEY	97 089	127 676	81 937	JAPAN	10 819	17 096	10 883
ESTONIA	370	680	427	TAIWAN	30 901	208 881	133 452
LATVIA	405	831	527	HONG KONG	6 603	16 579	10 754
LITHUANIA	532	1 049	676	AUSTRALIA	12 383	40 792	26 481
SOVIET UNION	12 232	19 315	11 854	NEW ZEALAND	20 648	43 386	27 820
POLAND	34 484	58 132	37 271	NEW CALEDON	6 302	9 851	6 285
CZECHOSLOVA	28 479	52 370	33 691	FR POLYNESIA	84	173	110
HUNGARY	16 270	25 994	16 638	UNID COUNTR	86	195	122
ROMANIA	3 930	2 944	1 864	776 TRANSISTORS, VALVES, ETC.	344	2 028	1 357
BULGARIA	5 729	8 111	5 197	IMPORTS	484 445	7 961 501	5 107 787
ALBANIA	98	451	285	FRANCE	101 639	910 508	585 837
UKRAINE	787	1 459	951	BELGIUM LUX	19 931	141 311	90 298
BELARUS	364	571	375	NETHERLANDS	27 642	413 287	263 603
RUSSIA	22 304	39 759	25 953	ITALY	119 795	255 405	164 471
KAZAKHSTAN	13	84	55	UNITD KINGDOM	78 956	819 651	525 525
				IRELAND	453	36 616	23 749



## 6 IMPORTS AND EXPORTS (SPECIAL TRADE) BY GROUPS OF THE SITC-REV. III AND BY COUNTRIES OF PRODUCTION AND CONSUMPTION 1992

GROUP COUNTRY	DT = 100 KG	1 000 DM	1 000 \$	GROUP COUNTRY	DT = 100 KG	1 000 DM	1 000 \$
DENMARK	318	8 026	5 136	BURKINA FASO	7	507	331
GREECE	52	734	485	NIGER	3	59	38
PORTUGAL	3 226	78 834	50 485	CTE D IVOIRE	1	90	58
SPAIN	1 360	23 536	15 100	GHANA	1	65	41
NORWAY	29	2 370	1 526	NIGERIA	2	156	95
SWEDEN	612	16 337	10 509	RWANDA	2	51	36
FINLAND	133	8 220	5 316	ANGOLA		55	34
SWITZERLAND	1 497	68 081	43 574	ETHIOPIA	31	200	136
AUSTRIA	10 723	381 353	247 419	DJIBOUTI		74	49
MALTA	122	11 879	7 646	KENYA	23	83	51
YUGOSLAVIA	244	1 516	932	TANZANIA	34	208	132
TURKEY	14	584	371	ZAMBIA	7	142	88
SOVIET UNION	100	461	279	ZIMBABWE		67	40
POLAND	3 800	4 332	2 833	SOUTH AFRICA	1 451	20 755	13 223
CZECHOSLOVA	2 690	4 733	3 007	BOTSWANA		122	74
HUNGARY	225	3 779	2 432	USA	13 233	478 361	307 215
ROMANIA	11	153	101	CANADA	318	7 890	5 113
BULGARIA	4	84	54	MEXICO	565	11 179	7 101
UKRAINE	2	63	40	HONDURAS	1	118	74
MOLDOVA	31	51	35	CUBA		47	30
RUSSIA	92	945	612	TRINIDAD TOB		46	30
YUGOSLAVIA	13	184	120	COLOMBIA	16	452	293
SLOVENIA	339	3 738	2 436	VENEZUELA	6	730	459
CROATIA	134	413	277	ECUADOR	8	78	47
MOROCCO	5	369	229	PERU		70	44
SOUTH AFRICA	10	373	240	BRAZIL	878	22 171	14 359
USA	23 534	1 221 610	784 489	CHILE	167	533	346
CANADA	47	9 659	6 170	URUGUAY	1	48	31
MEXICO	36	5 146	3 252	ARGENTINA	1 099	24 700	15 618
EL SALVADOR		65	41	CYPRUS	23	241	147
COSTA RICA		115	72	LEBANON	5	107	69
BRAZIL	284	3 863	2 494	SYRIA	5	492	325
ISRAEL	64	3 087	1 998	IRAN	31 055	35 850	22 769
KUWAIT	1	129	89	ISRAEL	2 450	15 761	10 153
BAHRAIN	1	144	88	JORDAN	3	141	91
ARAB EMIRAT	1	104	69	SAUDI ARABIA	63	2 240	1 457
INDIA	55	837	531	KUWAIT	16	1 003	605
THAILAND	2 299	74 518	47 683	BAHRAIN	40	144	93
INDONESIA	19	1 529	982	QATAR	2	84	50
MALAYSIA	4 860	532 733	340 190	ARAB EMIRAT	26	1 614	1 014
BRUNEI	32	1 319	835	OMAN	3	86	55
SINGAPORE	4 340	278 539	178 628	AFGHANISTAN	2	263	158
PHILIPPINES	4 273	189 293	121 222	PAKISTAN	40	813	527
CHINA	3 343	19 132	12 263	INDIA	1 104	14 715	9 411
NORTH KOREA	2	206	128	SRI LANKA	6	445	282
SOUTH KOREA	4 033	348 005	223 137	THAILAND	333	53 613	34 418
JAPAN	48 208	1 535 201	983 557	VIETNAM	1	82	55
TAIWAN	12 299	422 277	270 726	INDONESIA	620	2 006	1 296
HONG KONG	2 138	113 181	72 591	MALAYSIA	4 924	300 149	192 874
AUSTRALIA	278	2 393	1 566	SINGAPORE	11 640	224 827	143 653
NEW ZEALAND	1	90	53	PHILIPPINES	2 288	121 537	78 137
EXPORTS	789 024	6 281 395	4 034 527	CHINA	869	8 457	5 424
FRANCE	151 601	728 359	467 046	NORTH KOREA	15	426	272
BELGIUM LUX	121 955	260 933	167 443	SOUTH KOREA	8 377	115 476	74 260
NETHERLANDS	22 361	368 390	237 065	JAPAN	1 546	82 247	52 692
ITALY	46 916	1 040 315	670 180	TAIWAN	6 715	230 693	147 825
UNITD KINGDOM	88 364	655 828	421 391	HONG KONG	3 822	113 006	72 572
IRELAND	2 788	107 525	69 164	AUSTRALIA	499	8 023	5 174
DENMARK	9 986	53 168	34 425	NEW ZEALAND	67	363	230
GREECE	2 783	10 353	6 674	778 ELECTRIC.MACH.APPART.NES			
PORTUGAL	5 338	100 775	64 219	IMPORTS	3 894 443	8 666 851	5 555 206
SPAIN	26 611	167 306	106 760	FRANCE	562 137	764 043	490 310
ICELAND		89	54	BELGIUM LUX	341 511	559 908	358 415
NORWAY	1 487	10 950	7 039	NETHERLANDS	792 603	556 481	356 470
SWEDEN	9 178	61 287	39 130	ITALY	366 264	639 910	409 313
FINLAND	11 622	41 670	26 848	UNITD KINGDOM	268 457	771 794	495 057
SWITZERLAND	9 439	137 565	88 692	IRELAND	5 222	59 571	38 478
AUSTRIA	40 808	273 155	176 079	DENMARK	34 979	77 798	49 828
MALTA	439	27 460	17 654	GREECE	24 549	59 613	38 157
YUGOSLAVIA	2 849	9 480	5 850	PORTUGAL	60 616	72 719	46 357
TURKEY	20 538	71 709	46 023	SPAIN	214 860	415 184	265 779
ESTONIA		99	67	CEUTA MEL	20	156	99
LATVIA		50	31	ICELAND	1	59	34
LITHUANIA	1	46	31	NORWAY	8 438	18 322	11 918
SOVIET UNION	2 331	17 770	11 187	SWEDEN	30 950	107 108	68 720
POLAND	69 541	106 684	68 879	FINLAND	6 121	30 771	19 735
CZECHOSLOVA	22 151	55 056	35 254	SWITZERLAND	144 817	688 379	442 421
HUNGARY	8 357	23 904	15 335	AUSTRIA	215 671	319 357	205 049
ROMANIA	1 165	1 848	1 196	MALTA	121	861	565
BULGARIA	1 951	4 426	2 795	YUGOSLAVIA	31 709	20 193	12 408
UKRAINE	68	339	218	TURKEY	3 139	6 219	4 019
BELARUS	4 360	3 681	2 445	LATVIA	117	55	36
MOLDOVA	18	93	64	SOVIET UNION	3 487	1 547	950
RUSSIA	291	5 631	3 700	POLAND	27 298	15 066	9 703
KAZAKHSTAN	1	54	37	CZECHOSLOVA	15 328	81 047	51 951
YUGOSLAVIA	1 120	2 319	1 456	HUNGARY	21 367	46 738	30 177
SLOVENIA	4 876	8 481	5 557	ROMANIA	42 871	4 417	2 825
CROATIA	22	1 249	823	BULGARIA	7 810	11 409	7 399
MOROCCO	340	6 191	3 979	UKRAINE	650	272	175
ALGERIA	1 818	7 205	4 606	BELARUS	43	100	66
TUNISIA	718	3 384	2 185	RUSSIA	9 569	4 687	3 071
LIBYA	7	272	173	YUGOSLAVIA	2 803	2 268	1 448
EGYPT	310	1 231	794	SLOVENIA	18 443	33 380	21 944
MAURITANIA	10	67	43	CROATIA	478	702	458
MALI	2	281	183				



## 6 IMPORTS AND EXPORTS (SPECIAL TRADE) BY GROUPS OF THE SITC-REV. III AND BY COUNTRIES OF PRODUCTION AND CONSUMPTION 1992

GROUP COUNTRY	DT = 100 KG	1 000 DM	1 000 \$	GROUP COUNTRY	DT = 100 KG	1 000 DM	1 000 \$
BOS HERZEGOV	9 903	2 345	1 549	MALI	560	479	306
TUNISIA	58	718	463	BURKINA FASO	8	56	30
EGYPT	7	320	203	NIGER	13	53	32
SUDAN	2	69	47	CHAD	25	92	59
NIGERIA	5	185	116	CAPE VERDE	230	213	138
CAMEROON	1	83	52	SENEGAL	253	719	458
SOUTH AFRICA	1 170	2 544	1 670	GAMBIA	1 262	754	480
USA	103 598	647 072	414 203	GUIN BISSAU	281	197	126
CANADA	2 304	29 707	19 008	GUINEA	57	412	263
MEXICO	3 859	10 467	6 721	SIERRA LEONE	1 745	808	510
EL SALVADOR		46	30	LIBERIA	371	274	172
PANAMA	336	765	489	CTE D IVOIRE	374	1 060	670
BARBADOS		143	90	GHANA	2 315	1 767	1 145
COLOMBIA		82	51	TOGO	145	110	68
VENEZUELA	15	483	305	BENIN	111	134	86
BRAZIL	13 936	25 737	16 573	NIGERIA	14 876	16 425	10 489
PARAGUAY	1	50	32	CAMEROON	4 027	6 270	3 984
URUGUAY	96	245	149	CENT AFR REP	12	52	33
ARGENTINA	21	609	391	GABON	101	430	262
CYPRUS	213	96	59	CONGO	185	370	239
LEBANON	6	145	90	ZAIRE	949	1 326	867
IRAN	144	265	171	RWANDA	653	940	605
ISRAEL	2 308	15 555	9 849	BURUNDI	384	491	313
JORDAN	8	70	47	ANGOLA	1 108	1 673	1 084
SAUDI ARABIA	20	523	346	ETHIOPIA	1 754	1 661	1 125
BAHRAIN	2	55	38	SOMALIA	17	79	54
ARAB EMIRAT	5	280	184	KENYA	1 143	1 487	954
OMAN	5	140	91	UGANDA	583	437	280
INDIA	4 727	3 847	2 490	TANZANIA	1 169	1 299	835
SRI LANKA	1 197	18 595	11 855	MOZAMBIQUE	244	1 602	1 062
THAILAND	13 227	10 147	6 489	MADAGASCAR	166	351	218
INDONESIA	21 886	7 308	4 644	REUNION	256	1 107	706
MALAYSIA	6 456	169 178	108 266	MAURITIUS	143	621	400
SINGAPORE	12 207	112 450	72 413	ZAMBIA	335	1 798	1 141
PHILIPPINES	1 328	22 682	14 547	ZIMBABWE	980	2 673	1 680
CHINA	74 739	142 736	91 899	MALAWI	144	262	170
SOUTH KOREA	71 554	426 588	273 172	SOUTH AFRICA	22 334	81 461	52 305
JAPAN	197 662	1 365 573	874 188	NAMIBIA	168	374	248
TAIWAN	55 230	180 008	115 492	BOTSWANA	35	106	69
HONG KONG	20 649	81 722	52 475	USA	219 811	676 209	434 818
MACAO	46	88	58	CANADA	31 167	64 374	41 443
AUSTRALIA	12 207	15 158	9 713	MEXICO	41 533	130 020	83 847
NEW ZEALAND	378	1 282	802	GUATEMALA	538	1 736	1 102
UNID COUNTR	39	66	39	HONDURAS	178	302	191
EXPORTS	4 536 818	11 554 522	7 411 896	EL SALVADOR	383	819	526
FRANCE	488 175	1 478 889	948 463	NICARAGUA	220	652	406
BELGIUM LUX	321 278	650 314	416 022	COSTA RICA	453	1 680	1 076
NETHERLANDS	286 670	801 988	515 550	PANAMA	130	429	271
ITALY	412 331	1 136 017	726 205	CUBA	705	651	408
UNTD KINGDOM	355 520	1 161 257	746 696	HAITI	356	239	156
IRELAND	7 739	75 700	48 536	DOMINIC REP	822	490	315
DENMARK	89 266	235 571	151 271	AM VIRGIN IS	181	49	34
GREECE	51 361	96 538	61 957	GUADELOUPE	122	492	310
PORTUGAL	44 544	126 160	80 774	MARTINIQUE	684	940	581
SPAIN	304 880	677 514	433 594	JAMAICA	16	86	50
CANARY IS	5 108	9 053	5 792	ST LUCIA	95	91	58
CEUTA MEL	863	812	525	BARBADOS	1	57	37
ICELAND	9 245	9 669	6 229	TRINIDAD TOB	5 166	1 753	1 150
NORWAY	80 369	125 039	80 298	NETH ANTILL	106	329	206
SWEDEN	287 203	478 880	307 585	COLOMBIA	4 889	17 172	11 041
FINLAND	49 417	144 620	92 999	VENEZUELA	18 926	17 419	11 179
SWITZERLAND	144 005	556 884	383 034	SURINAME	374	240	158
AUSTRIA	168 215	625 245	401 416	FRENCH GUIAN	12	94	57
ANDORRA	110	427	269	ECUADOR	742	1 688	1 102
GIBRALTAR	90	128	83	PERU	687	2 739	1 725
MALTA	1 162	3 097	1 960	BRAZIL	29 899	64 041	41 143
YUGOSLAVIA	15 841	24 838	15 266	CHILE	4 789	13 333	8 587
TURKEY	91 231	124 004	79 547	BOLIVIA	358	1 286	806
ESTONIA	231	408	254	PARAGUAY	180	864	553
LATVIA	576	1 713	1 098	URUGUAY	458	1 606	1 021
LITHUANIA	368	1 078	689	ARGENTINA	17 356	39 800	25 629
SOVIET UNION	28 304	36 939	22 739	CYPRUS	2 140	4 491	2 877
POLAND	37 052	95 934	61 339	LEBANON	4 498	7 300	4 638
CZECHOSLOVA	63 915	188 982	121 337	SYRIA	4 532	5 938	3 865
HUNGARY	28 927	58 492	37 449	IRAN	83 907	130 851	84 115
ROMANIA	14 331	12 810	8 113	ISRAEL	24 731	63 350	40 592
BULGARIA	19 841	13 583	8 723	JORDAN	9 031	6 673	4 273
UKRAINE	2 240	2 676	1 727	SAUDI ARABIA	52 536	61 541	39 206
BELARUS	657	1 894	1 250	KUWAIT	5 300	11 798	7 566
MOLDOVA	10 753	4 257	2 850	BAHRAIN	11 790	5 664	3 640
RUSSIA	31 388	46 036	29 935	QATAR	1 557	1 952	1 226
AZERBAIJAN	106	476	308	ARAB EMIRAT	11 767	23 576	15 028
KAZAKHSTAN	84	457	292	OMAN	1 835	3 631	2 297
UZBEKISTAN	4 675	1 432	942	YEMEN	168	448	300
YUGOSLAVIA	8 493	8 867	5 707	AFGHANISTAN	548	232	145
SLOVENIA	7 669	15 642	10 275	PAKISTAN	5 116	8 990	5 784
CROATIA	2 496	6 604	4 342	INDIA	2 894	19 672	12 735
BOS HERZEGOV	36	101	66	BANGLADESH	1 055	2 974	1 874
MOROCCO	2 257	6 742	4 300	SRI LANKA	826	3 368	2 108
ALGERIA	1 474	7 080	4 555	NEPAL	12	181	122
TUNISIA	6 314	11 188	7 165	MYANMAR	1 099	2 463	1 599
LIBYA	9 438	11 424	7 219	THAILAND	16 319	38 602	24 786
EGYPT	37 893	33 478	21 546	VIETNAM	1 159	1 179	765
SUDAN	767	2 001	1 325	INDONESIA	17 231	42 601	27 798
MAURITANIA	484	703	441	MALAYSIA	25 707	58 207	37 383
				BRUNEI	56	378	248
				SINGAPORE	18 476	62 464	40 266



## 6 IMPORTS AND EXPORTS (SPECIAL TRADE) BY GROUPS OF THE SITC-REV. III AND BY COUNTRIES OF PRODUCTION AND CONSUMPTION 1992

GROUP COUNTRY	DT = 100 KG	1 000 DM	1 000 \$	GROUP COUNTRY	DT = 100 KG	1 000 DM	1 000 \$
PHILIPPINES	10 527	15 186	9 714	UNID COUNTR	102	167	112
MONGOLIA	13	134	88	EXPORTS	30 676 006	67 188 128	43 053 712
CHINA	14 944	58 944	37 385	FRANCE	3 161 571	6 720 003	4 322 239
NORTH KOREA	74	611	389	BELGIUM LUX	5 285 836	8 128 476	5 186 631
SOUTH KOREA	24 074	65 608	42 465	NETHERLANDS	1 401 097	2 555 752	1 635 752
JAPAN	42 117	243 582	155 633	ITALY	5 658 459	12 275 020	7 859 725
TAIWAN	30 763	64 541	41 359	UNITD KINGDOM	2 358 662	5 988 743	3 836 023
HONG KONG	27 820	80 623	51 893	IRELAND	100 522	187 619	118 806
AUSTRALIA	92 732	117 021	74 976	DENMARK	311 684	479 200	306 237
PAPUA NEW G	64	121	79	GREECE	472 043	905 401	581 987
NAURU	1	58	36	PORTUGAL	544 197	869 976	558 762
NEW ZEALAND	10 899	10 999	7 069	SPAIN	1 723 142	3 814 754	2 441 388
NEW CALEDON	168	675	433	CANARY IS	44 031	103 621	66 333
KIRIBATI	49	88	55	CEUTA MEL	5 373	11 553	7 376
FR POLYNESIA	1 983	1 686	1 074	ICELAND	8 337	13 201	8 321
781 PASS.MOTOR VEHCLS.EX.BUS				FAEROE IS	170	349	214
IMPORTS	22 076 819	37 238 747	23 778 130	NORWAY	248 208	419 055	269 189
FRANCE	3 242 358	5 383 104	3 426 021	SWEDEN	506 922	1 008 379	646 282
BELGIUM LUX	4 892 262	9 779 748	6 242 965	FINLAND	534 423	682 292	436 346
NETHERLANDS	177 144	320 036	203 680	SWITZERLAND	1 134 811	2 901 852	1 862 047
ITALY	1 351 187	1 975 899	1 256 001	AUSTRIA	1 420 470	3 054 796	1 956 239
UNITD KINGDOM	1 248 644	2 389 869	1 526 885	ANDORRA	6 009	22 422	14 386
IRELAND	567	960	615	GIBRALTAR	3 085	8 231	5 309
DENMARK	56 753	110 703	70 884	MALTA	5 824	15 117	9 715
GREECE	1 673	2 504	1 624	YUGOSLAVIA	22 532	49 011	30 168
PORTUGAL	103 852	192 811	125 310	TURKEY	154 433	334 712	213 055
SPAIN	2 352 600	3 803 497	2 432 094	ESTONIA	7 124	14 546	9 446
CANARY IS	1 887	2 350	1 472	LATVIA	12 175	28 563	18 747
ICELAND	48	49	33	LITHUANIA	8 846	12 677	8 281
NORWAY	2 369	9 014	5 789	SOVIET UNION	25 157	46 520	28 534
SWEDEN	179 644	438 543	278 636	POLAND	181 135	276 802	175 673
FINLAND	222 092	394 015	251 286	CZECHOSLOVA	201 815	381 192	245 140
SWITZERLAND	34 587	51 711	33 275	HUNGARY	214 875	319 934	206 068
AUSTRIA	215 358	506 061	322 854	ROMANIA	16 426	30 678	19 708
GIBRALTAR	409	678	439	BULGARIA	47 490	92 138	59 366
YUGOSLAVIA	64 178	120 245	75 155	ALBANIA	1 289	24 651	16 225
TURKEY	483	730	464	UKRAINE	12 468	24 651	16 225
LATVIA	250	185	104	BELARUS	5 159	7 759	5 101
LITHUANIA	329	188	123	MOLDOVA	85	91	60
SOVIET UNION	239 452	138 470	85 424	RUSSIA	87 754	228 173	149 662
POLAND	6 739	8 299	5 352	GEORGIA	378	847	547
CZECHOSLOVA	315 470	301 885	192 642	ARMENIA	76	118	78
HUNGARY	10 933	17 793	11 760	AZERBAI JAN	193	424	276
ROMANIA	679	578	377	KAZAKHSTAN	3 161	7 600	4 923
BULGARIA	453	278	181	TURKMENISTAN	229	1 311	895
UKRAINE	5 647	3 247	2 127	UZBEKISTAN	335	1 549	1 021
BELARUS	3 451	2 275	1 488	KYRGHYZSTAN	28	55	35
RUSSIA	278 577	164 919	111 561	YUGOSLAVIA	14 945	33 839	21 495
KAZAKHSTAN	131	46	32	SLOVENIA	29 306	63 136	41 208
YUGOSLAVIA	1 607	1 430	908	CROATIA	16 186	30 106	20 038
SLOVENIA	327	258	169	BOS HERZEGOV	5 276	9 604	6 425
CROATIA	275	145	96	MOROCCO	7 450	23 338	14 861
BOS HERZEGOV	182	87	59	ALGERIA	5 777	12 944	8 390
MOROCCO	59	171	107	TUNISIA	15 684	31 960	20 609
LIBYA	33	148	91	LIBYA	9 652	17 807	11 230
EGYPT	218	472	298	EGYPT	26 780	72 169	46 298
LIBERIA	233	758	483	SUDAN	956	4 078	2 593
NIGERIA	63	74	46	MAURITANIA	721	940	623
BURUNDI	172	976	650	MALI	361	972	625
UGANDA	14	62	37	BURKINA FASO	240	730	462
SOUTH AFRICA	555	1 794	1 131	NIGER	8 205	3 649	2 309
USA	876 275	1 417 643	902 133	CHAD	41	150	96
CANADA	12 424	23 836	15 397	CAPE VERDE	66	137	85
MEXICO	2 242	3 569	2 272	SENEGAL	872	1 639	1 050
GUADELOUPE	77	49	32	GAMBIA	1 186	991	628
TRINIDAD TOB	45	170	114	GUINEA	374	553	345
ECUADOR	17	128	88	SIERRA LEONE	779	974	631
BRAZIL	31 649	33 745	21 803	LIBERIA	3 039	8 130	5 164
PARAGUAY	39	85	52	CTE D IVOIRE	1 651	5 567	3 551
URUGUAY	148	231	145	GHANA	7 808	9 999	6 426
ARGENTINA	250	553	375	TOGO	8 677	6 694	4 268
CYPRUS	37	74	50	BENIN	10 533	2 874	1 851
SYRIA	40	55	35	NIGERIA	92 812	74 468	48 037
IRAN	35	72	43	CAMEROON	1 625	4 189	2 731
ISRAEL	1 782	2 766	1 771	CENT AFR REP	128	539	353
JORDAN	15	58	37	EQUAT GUINEA	38	174	108
SAUDI ARABIA	300	982	653	GABON	120	476	305
KUWAIT	170	419	280	CONGO	254	706	444
BAHRAIN	63	310	205	ZAIRE	5 173	15 763	10 085
ARAB EMIRAT	163	777	503	RWANDA	463	1 062	673
OMAN	25	92	58	BURUNDI	1 389	7 258	4 674
INDIA	1 189	1 083	702	ANGOLA	17 559	35 041	22 917
SRI LANKA	43	165	104	ETHIOPIA	1 689	4 328	2 766
THAILAND	93	279	187	DJIBOUTI	409	2 159	1 409
MALAYSIA	36	145	99	KENYA	4 595	12 701	8 125
SINGAPORE	13	386	267	UGANDA	495	3 838	2 385
CHINA	218	358	235	TANZANIA	640	1 936	1 236
NORTH KOREA	284	489	324	SEYCHELLES	1 966	7 730	4 964
SOUTH KOREA	326 692	375 791	242 095	MOZAMBIQUE	417	1 520	963
JAPAN	5 806 473	9 244 808	5 915 670	MADAGASCAR	943	1 920	1 205
TAIWAN	354	797	533	REUNION	17 392	32 483	20 664
HONG KONG	159	184	116	MAURITIUS	1 792	5 415	3 454
AUSTRALIA	267	588	378	ZAMBIA	893	3 721	2 409
NEW ZEALAND	242	216	134	ZIMBABWE	1 828	8 437	5 392
				MALAWI	1 507	6 829	4 314



## 6 IMPORTS AND EXPORTS (SPECIAL TRADE) BY GROUPS OF THE SITC-REV. III AND BY COUNTRIES OF PRODUCTION AND CONSUMPTION 1992

GROUP COUNTRY	DT = 100 KG	1 000 DM	1 000 \$	GROUP COUNTRY	DT = 100 KG	1 000 DM	1 000 \$
SOUTH AFRICA	8 390	24 188	15 483	SPAIN	193 600	279 306	177 561
NAMIBIA	183	560	359	NORWAY	14 130	18 219	11 522
BOTSWANA	36	130	83	SWEDEN	184 155	273 886	173 831
USA	1 720 301	5 580 725	3 603 321	FINLAND	11 054	13 806	8 815
CANADA	306 680	730 419	464 096	SWITZERLAND	121 903	241 923	155 502
MEXICO	2 791	7 616	4 805	AUSTRIA	510 374	844 843	542 629
BERMUDA	85	240	158	YUGOSLAVIA	19 564	35 857	22 410
GUATEMALA	2 729	8 375	5 366	TURKEY	783	328	208
HONDURAS	151	727	469	ESTONIA	42	50	31
EL SALVADOR	588	2 017	1 278	LITHUANIA	30	110	67
NICARAGUA	90	266	172	SOVIET UNION	2 853	1 657	1 010
COSTA RICA	2 666	6 461	4 161	POLAND	38 712	37 577	24 182
PANAMA	10 005	31 251	19 972	CZECHOSLOVAKIA	210 980	103 258	65 733
CUBA	271	817	507	HUNGARY	11 770	5 782	3 784
BAHAMAS	172	233	151	RUSSIA	970	335	217
DOMINIC REP	946	3 784	2 440	SLOVENIA	2 687	4 508	2 988
GUADELOUPE	9 429	21 912	14 092	CROATIA	427	315	212
ANTIGUA	27	56	38	MOROCCO	91	85	52
MARTINIQUE	15 332	32 399	20 940	EGYPT	60	62	38
JAMAICA	629	2 408	1 533	MALI	60	80	55
BARBADOS	3 048	12 050	7 757	BENIN	770	1 040	649
TRINIDAD TOB	529	1 798	1 175	ANGOLA	420	475	301
GRENADA	29	161	98	SOUTH AFRICA	395	555	352
ARUBA	137	719	469	USA	20 082	15 629	9 851
NETH ANTILL	681	2 573	1 619	CANADA	877	320	211
COLOMBIA	9 581	35 224	22 524	BRAZIL	72 858	71 617	46 242
VENEZUELA	7 767	33 965	21 657	ISRAEL	297	146	89
GUYANA	76	282	182	JORDAN	659	1 052	665
SURINAME	4 872	10 342	6 387	SAUDI ARABIA	316	432	285
FRENCH GUIAN	676	2 121	1 364	INDIA	97	88	56
ECUADOR	4 926	17 753	11 563	THAILAND	48	46	31
PERU	2 603	8 880	5 596	BRUNEI	300	366	232
BRAZIL	11 522	44 995	28 843	JAPAN	245 604	268 201	172 268
CHILE	14 583	45 853	29 567	TAIWAN	232	284	174
BOLIVIA	1 211	2 799	1 770	EXPORTS	5 981 312	8 045 833	5 150 549
PARAGUAY	1 033	3 425	2 146	FRANCE	665 371	1 077 458	689 136
URUGUAY	2 802	9 980	6 350	BELGIUM LUX	358 247	487 682	310 520
ARGENTINA	13 862	51 172	32 891	NETHERLANDS	520 550	701 257	448 434
CYPRUS	25 691	64 038	40 683	ITALY	771 483	1 073 884	687 835
LEBANON	67 424	33 317	21 024	UNITED KINGDOM	387 968	584 685	376 666
SYRIA	9 425	37 990	23 991	IRELAND	21 002	29 755	19 085
IRAQ	33 743	69 811	46 554	DENMARK	108 610	176 132	113 396
ISRAEL	81 754	144 353	91 726	GREECE	417 864	210 711	134 715
JORDAN	6 808	19 264	12 339	PORTUGAL	89 557	111 841	72 143
SAUDI ARABIA	73 832	313 256	196 525	SPAIN	331 008	458 154	291 609
KUWAIT	37 581	135 052	85 151	CANARY IS	7 231	12 500	8 018
BAHRAIN	8 604	38 647	24 458	ICELAND	3 945	5 973	3 795
QATAR	11 308	55 817	35 575	FAEROE IS	9 327	17 268	10 626
ARAB EMIRAT	67 189	286 440	183 606	NORWAY	43 132	79 556	51 116
OMAN	12 651	53 756	34 530	SWEDEN	40 351	79 483	51 180
YEMEN	869	3 819	2 465	FINLAND	42 804	51 801	33 040
AFGHANISTAN	283	234	145	SWITZERLAND	210 516	454 539	289 927
PAKISTAN	3 723	17 487	11 300	AUSTRIA	360 691	604 890	386 987
INDIA	1 128	5 838	3 782	ANDORRA	914	1 535	973
BANGLADESH	29	123	78	MALTA	154	190	126
SRI LANKA	2 388	10 802	6 915	YUGOSLAVIA	41 872	20 942	12 767
NEPAL	44	194	123	TURKEY	35 610	60 879	39 355
MYANMAR	352	750	490	ESTONIA	2 945	1 111	720
THAILAND	105 543	371 843	236 535	LATVIA	5 112	3 146	2 067
LAOS	256	192	116	LITHUANIA	7 502	3 251	2 089
VIETNAM	76	257	165	SOVIET UNION	31 480	36 984	22 486
CAMBODIA	591	2 031	1 294	POLAND	123 351	120 760	77 559
INDONESIA	9 540	35 259	22 792	CZECHOSLOVAKIA	47 817	52 718	33 883
MALAYSIA	11 340	45 829	29 521	HUNGARY	87 201	74 561	47 812
BRUNEI	12 361	58 118	37 000	ROMANIA	31 794	10 815	6 912
SINGAPORE	63 513	206 505	131 778	BULGARIA	74 607	13 188	8 407
PHILIPPINES	2 038	9 223	5 868	ALBANIA	3 224	518	339
MONGOLIA	221	318	204	UKRAINE	7 067	3 955	2 599
CHINA	31 844	143 703	93 085	BELARUS	1 639	751	480
NORTH KOREA	1 369	7 151	4 547	MOLDOVA	320	88	60
SOUTH KOREA	4 838	19 537	12 508	RUSSIA	53 414	77 231	50 960
JAPAN	1 061 751	4 071 208	2 602 086	AZERBAIJAN	53	575	386
TAIWAN	217 064	662 080	427 371	KAZAKHSTAN	2 107	1 511	953
HONG KONG	131 061	518 402	332 655	KYRGYZSTAN	159	74	49
MACAO	173	689	460	YUGOSLAVIA	17 821	16 257	10 292
AUSTRALIA	125 714	344 524	220 594	SLOVENIA	19 917	16 115	10 611
PAPUA NEW G	87	368	245	CROATIA	55 131	22 190	14 668
NEW ZEALAND	12 188	38 141	24 500	BOS HERZEGOV	5 694	2 241	1 512
NEW CALEDON	6 310	13 719	8 872	MOROCCO	2 252	4 658	2 992
AM OCEANIA	493	1 453	937	ALGERIA	26 680	49 147	31 172
FIJI	14	69	41	TUNISIA	6 961	4 613	2 912
FR POLYNESIA	2 187	6 036	3 892	LIBYA	14 054	25 458	16 093
782 GOODS, SPCL TRANSPORT VEH				EGYPT	10 493	12 475	7 996
IMPORTS	4 154 159	5 765 228	3 679 947	SUDAN	16 656	28 364	18 019
FRANCE	605 414	866 998	552 156	MAURITANIA	2 151	3 521	2 182
BELGIUM LUX	485 095	756 780	481 771	MALI	705	809	498
NETHERLANDS	516 910	730 585	466 295	BURKINA FASO	2 527	1 279	810
ITALY	634 008	868 758	552 111	NIGER	3 082	1 610	1 032
UNITED KINGDOM	198 970	269 745	173 360	CHAD	47	77	53
IRELAND	135	125	79	CAPE VERDE	134	139	93
DENMARK	45 530	48 922	31 227	SENEGAL	1 265	680	426
GREECE	572	583	370	GAMBIA	321	182	116
PORTUGAL	186	343	231	GUIN BISSAU	71	52	31
				SIERRA LEONE	2 527	2 336	1 446
					1 740	698	589



## 6 IMPORTS AND EXPORTS (SPECIAL TRADE) BY GROUPS OF THE SITC-REV. III AND BY COUNTRIES OF PRODUCTION AND CONSUMPTION 1992

GROUP COUNTRY	DT = 100 KG	1 000 DM	1 000 \$	GROUP COUNTRY	DT = 100 KG	1 000 DM	1 000 \$
LIBERIA	647	595	383	PORTUGAL	3 000	5 326	3 359
CTE D IVOIRE	2 533	3 939	2 480	SPAIN	6 583	16 050	10 307
GHANA	8 308	3 935	2 530	NORWAY	5 716	11 141	7 159
TOGO	2 441	1 926	1 225	SWEDEN	60 613	82 538	52 008
NIGERIA	46 551	41 968	27 000	FINLAND	870	2 318	1 447
CAMEROON	4 730	6 274	3 983	SWITZERLAND	28 889	70 668	45 072
CENT AFR REP	1 320	1 630	1 028	AUSTRIA	36 106	61 192	39 283
S TOME PRINC	70	86	58	ANDORRA	126	360	228
GABON	351	222	142	YUGOSLAVIA	1 534	3 249	1 980
CONGO	506	568	375	TURKEY	1 147	2 621	1 700
ZAIRE	2 109	2 724	1 745	SOVIET UNION	135	109	69
RWANDA	2 145	4 819	3 107	POLAND	1 599	657	430
BURUNDI	945	2 426	1 483	CZECHOSLOVA	12 708	9 428	5 982
ANGOLA	16 905	7 668	4 870	HUNGARY	5 268	1 771	1 130
ETHIOPIA	9 987	15 824	10 087	UKRAINE	63	60	38
DJIBOUTI	170	223	140	YUGOSLAVIA	357	677	426
KENYA	2 312	3 114	1 972	SLOVENIA	2 170	4 334	2 863
UGANDA	407	669	411	CROATIA	47	98	68
TANZANIA	1 709	1 289	823	USA	4 745	2 762	1 806
SEYCHELLES	142	305	204	CANADA	292	237	150
MOZAMBIQUE	1 829	2 608	1 672	BRAZIL	75	93	62
MADAGASCAR	935	1 473	891	ISRAEL	720	193	130
REUNION	4 495	6 572	4 177	JAPAN	88	137	84
MAURITIUS	801	578	387	EXPORTS	1 869 443	2 916 449	1 864 489
ZAMBIA	567	487	307	FRANCE	292 426	584 297	375 378
ZIMBABWE	421	380	236	BELGIUM LUX	79 163	154 916	98 439
MALAWI	1 019	1 646	1 044	NETHERLANDS	79 987	141 696	89 982
SOUTH AFRICA	3 870	5 424	3 527	ITALY	81 494	173 274	110 109
NAMIBIA	260	112	71	UNITD KINGDOM	881 644	137 848	88 040
BOTSWANA	157	71	48	IRELAND	9 008	15 076	9 951
LESOTHO	1 579	4 539	2 880	DENMARK	30 977	59 394	38 561
USA	34 215	61 891	39 896	GREECE	85 116	43 872	27 911
CANADA	3 069	4 521	2 993	PORTUGAL	15 884	16 416	10 787
MEXICO	1 973	2 822	1 885	SPAIN	73 489	137 306	87 780
NICARAGUA	104	56	39	CANARY IS	1 801	2 915	1 884
GUADELOUPE	4 295	7 045	4 458	ICELAND	2 249	3 529	2 240
MARTINIQUE	1 951	3 313	2 104	FAEROE IS	5 018	9 399	5 832
BARBADOS	84	113	73	NORWAY	13 463	36 328	22 960
TRINIDAD TOB	44	69	43	SWEDEN	14 784	49 709	31 633
COLOMBIA	140	111	70	FINLAND	1 522	3 396	2 168
VENEZUELA	2 136	3 883	2 268	SWITZERLAND	49 651	178 427	114 649
GUYANA	904	970	613	AUSTRIA	101 157	250 358	160 486
FRENCH GUIAN	575	925	610	ANDORRA	142	265	170
ECUADOR	7 506	16 905	10 453	YUGOSLAVIA	8 090	6 829	4 229
PERU	972	2 091	1 354	TURKEY	14 356	39 467	24 794
BRAZIL	911	2 017	1 272	ESTONIA	729	1 164	742
CHILE	28 434	19 002	12 209	LATVIA	1 188	955	609
BOLIVIA	676	116	71	LITHUANIA	4 551	2 419	1 520
PARAGUAY	192	55	36	SOVIET UNION	11 183	16 523	10 219
URUGUAY	56	153	94	POLAND	29 719	22 400	14 428
ARGENTINA	888	550	347	CZECHOSLOVA	65 299	119 744	76 938
CYPRUS	2 173	2 420	1 523	HUNGARY	35 614	14 302	9 237
LEBANON	11 312	1 854	1 179	ROMANIA	32 047	7 708	4 947
SYRIA	8 416	4 300	2 664	BULGARIA	36 127	19 474	12 371
IRAQ	1 607	782	482	ALBANIA	2 110	538	341
IRAN	65 302	154 599	99 130	UKRAINE	9 671	13 634	9 204
ISRAEL	53 231	96 137	62 395	BELARUS	2 703	1 516	1 019
JORDAN	21 880	13 815	8 726	MOLDOVA	118	84	53
SAUDI ARABIA	168 566	174 119	112 293	RUSSIA	22 539	31 376	20 430
KUWAIT	47 421	63 277	41 376	AZERBAIJAN	93	178	113
BAHRAIN	2 232	1 644	1 045	KAZAKHSTAN	967	691	477
QATAR	3 401	3 472	2 190	YUGOSLAVIA	3 188	2 853	1 891
ARAB EMIRAT	57 406	57 265	36 497	SLOVENIA	6 672	5 540	3 627
OMAN	12 348	14 364	9 148	CROATIA	9 398	5 699	3 750
YEMEN	1 748	3 179	2 140	BOS HERZEGOV	1 179	358	238
AFGHANISTAN	2 777	429	274	MOROCCO	524	618	377
PAKISTAN	1 927	1 921	1 240	ALGERIA	5 109	7 766	4 693
SRI LANKA	532	192	130	TUNISIA	478	217	147
NEPAL	849	1 191	1 191	LIBYA	23 340	38 791	24 090
THAILAND	1 271	4 276	2 765	EGYPT	1 209	1 776	1 126
VIETNAM	37	444	282	SUDAN	1 625	1 460	880
INDONESIA	2 705	4 880	3 081	MAURITANIA	104	235	141
MALAYSIA	8 569	12 658	8 214	NIGER	885	117	72
BRUNEI	1 884	3 635	2 220	GUINEA	444	157	104
SINGAPORE	16 041	44 536	28 364	SIERRA LEONE	773	1 032	679
CHINA	29 558	55 796	36 110	CTE D IVOIRE	1 188	1 878	1 225
NORTH KOREA	370	275	180	GHANA	1 315	581	382
SOUTH KOREA	25 812	41 035	25 983	TOGO	673	880	550
JAPAN	57 926	94 007	59 221	NIGERIA	13 987	18 955	12 264
TAIWAN	3 145	4 445	3 015	CAMEROON	2 771	5 435	3 470
HONG KONG	7 672	13 576	8 677	GABON	200	101	68
AUSTRALIA	6 779	10 768	6 947	ZAIRE	140	293	181
NEW ZEALAND	3 708	6 749	4 232	RWANDA	267	480	299
NEW CALEDON	3 277	5 325	3 444	ANGOLA	922	375	249
FR POLYNESIA	1 169	1 808	1 167	ETHIOPIA	194	1 028	707
783 ROAD MOTOR VEHICLES NES				UGANDA	946	1 364	900
IMPORTS	595 828	1 045 046	665 111	TANZANIA	249	679	468
FRANCE	176 836	348 100	222 252	MOZAMBIQUE	418	682	442
BELGIUM LUX	61 642	102 814	65 519	REUNION	207	316	197
NETHERLANDS	57 520	124 042	79 027	ZAMBIA	2 413	3 411	2 193
ITALY	100 741	143 424	89 978	MALAWI	712	1 484	966
UNITD KINGDOM	4 515	3 983	2 522	SOUTH AFRICA	1 093	2 581	1 560
DENMARK	20 090	42 640	27 450	NAMIBIA	89	179	109
GREECE	1 431	3 926	2 517	USA	4 115	10 085	6 181
				COSTA RICA	327	62	39



## 6 IMPORTS AND EXPORTS (SPECIAL TRADE) BY GROUPS OF THE SITC-REV. III AND BY COUNTRIES OF PRODUCTION AND CONSUMPTION 1992

GROUP COUNTRY	DT = 100 KG	1 000 DM	1 000 \$	GROUP COUNTRY	DT = 100 KG	1 000 DM	1 000 \$
GUADELOUPE	221	384	243	AUSTRALIA	2 549	3 350	2 141
MARTINIQUE	204	367	247	UNID COUNTR	147	70	42
VENEZUELA	585	851	546				
ECUADOR	360	449	301	EXPORTS	20 806 566	30 339 780	19 437 731
PERU	289	81	52				
CHILE	2 736	3 094	1 962	FRANCE	2 287 562	2 958 847	1 894 361
CYPRUS	87	340	235	BELGIUM LUX	3 514 035	4 440 667	2 833 744
LEBANON	1 903	677	431	NETHERLANDS	781 573	1 078 546	691 888
SYRIA	4 074	1 299	847	ITALY	820 787	1 869 802	1 067 152
IRAN	265 017	264 476	167 432	UNTD KINGDOM	3 621 335	4 291 773	2 749 619
ISRAEL	4 848	15 447	9 821	IRELAND	43 689	41 671	26 707
JORDAN	13 275	10 974	7 157	DENMARK	124 525	250 171	160 883
SAUDI ARABIA	130 131	133 262	85 370	GREECE	127 153	196 300	126 245
KUWAIT	6 461	6 193	3 897	PORTUGAL	60 872	124 628	79 775
BAHRAIN	1 269	291	183	SPAIN	2 228 505	2 515 874	1 609 965
QATAR	742	633	391	CANARY IS	7 267	19 726	12 638
ARAB EMIRAT	16 766	8 654	5 628	CEUTA MEL	3 293	8 804	5 710
OMAN	5 420	7 143	4 611	ICELAND	1 987	4 596	2 949
YEMEN	298	650	448	NORWAY	56 815	133 111	85 908
AFGHANISTAN	636	180	100	SWEDEN	734 129	1 002 751	643 926
PAKISTAN	404	253	170	FINLAND	194 457	273 131	174 646
THAILAND	427	1 371	844	SWITZERLAND	269 359	562 910	361 038
INDONESIA	997	1 535	948	AUSTRIA	1 291 259	1 661 966	1 064 726
MALAYSIA	1 875	2 401	1 516	ANDORRA	578	1 921	1 227
SINGAPORE	518	791	517	GIBRALTAR	29	140	86
PHILIPPINES	412	553	341	MALTA	679	2 301	1 465
CHINA	4 104	4 685	2 972	YUGOSLAVIA	117 420	146 847	90 456
JAPAN	3 106	9 407	5 977	TURKEY	146 622	315 694	203 049
TAIWAN	9 876	12 956	8 694	ESTONIA	431	1 184	770
HONG KONG	5 988	8 148	5 203	LATVIA	566	1 523	988
AUSTRALIA	1 993	3 298	2 040	LITHUANIA	1 393	2 709	1 777
NEW ZEALAND	246	438	270	SOVIET UNION	7 694	18 844	11 655
WEST SAMOA	148	75	50	POLAND	76 863	166 246	106 913
FR POLYNESIA	85	141	95	CZECHOSLOVA	116 597	198 274	128 312
				HUNGARY	82 026	128 304	82 789
				ROMANIA	11 612	9 435	6 134
				BULGARIA	10 337	18 976	12 278
				ALBANIA	697	978	628
				UKRAINE	1 456	3 390	2 204
				BEARUS	1 957	4 010	2 629
				MOLDOVA	30	63	41
				RUSSIA	13 683	30 398	19 840
				AZERBAIJAN	5	46	31
				KAZAKHSTAN	133	575	377
				YUGOSLAVIA	21 317	26 929	17 207
				SLOVENIA	12 228	24 216	15 885
				CROATIA	2 437	6 529	4 358
				BOS HERZEGOV	115	328	218
				MOROCCO	2 947	8 587	5 468
				ALGERIA	19 455	53 355	33 930
				TUNISIA	7 010	21 818	13 975
				LIBYA	59 953	98 822	63 087
				EGYPT	48 360	110 576	70 964
				SUDAN	1 564	5 029	3 283
				MAURITANIA	509	1 244	796
				MALI	261	602	386
				BURKINA FASO	216	464	294
				NIGER	823	1 801	1 166
				CHAD	51	1 195	124
				SENEGAL	482	1 185	765
				GAMBIA	632	1 906	1 230
				GUIN BISSAU	137	330	213
				GUINEA	511	1 135	728
				SIERRA LEONE	922	2 908	1 863
				LIBERIA	355	854	561
				CTE D IVOIRE	1 426	4 437	2 851
				GHANA	6 782	12 026	7 784
				TOGO	1 074	2 536	1 627
				BENIN	1 182	2 649	1 717
				NIGERIA	57 607	86 770	55 988
				CAMEROON	1 578	3 780	2 433
				CENT AFR REP	485	760	487
				S TOME PRINC	18	50	32
				GABON	770	1 946	1 250
				CONGO	285	970	638
				ZAIRE	1 083	4 084	2 674
				RWANDA	353	1 551	982
				BURUNDI	360	1 426	913
				ANGOLA	4 569	7 014	4 539
				ETHIOPIA	7 678	17 104	11 029
				DJIBOUTI	98	105	69
				KENYA	2 158	6 352	4 067
				UGANDA	522	2 248	1 472
				TANZANIA	1 560	3 074	1 970
				SEYCHELLES	125	139	87
				MOZAMBIQUE	542	1 779	1 117
				MADAGASCAR	741	1 426	932
				REUNION	1 002	2 896	1 847
				MAURITIUS	240	860	551
				ZAMBIA	630	1 325	844
				ZIMBABWE	561	2 758	1 806
				MALAWI	315	1 344	855
				SOUTH AFRICA	564 058	1 107 873	713 491
				NAMIBIA	165	561	368
				BOTSWANA	482	455	285
				LESOTHO	10	87	60
				USA	534 250	1 357 811	872 087

## 784 PARTS,TRACTORS,MOTOR VEH

IMPORTS	14 276 072	15 277 901	9 776 769
FRANCE	2 520 980	3 340 968	2 137 773
BELGIUM LUX	1 408 440	1 133 531	726 339
NETHERLANDS	735 588	579 458	370 551
ITALY	2 206 099	2 324 699	1 485 880
UNTD KINGDOM	2 467 779	2 455 666	1 570 759
IRELAND	56 042	59 216	37 761
DENMARK	183 946	121 064	77 524
GREECE	1 918	1 467	939
PORTUGAL	48 854	58 583	37 567
SPAIN	1 545 725	1 456 425	931 986
CANARY IS	14	50	34
NORWAY	52 578	61 228	39 473
SWEDEN	156 133	261 891	167 761
FINLAND	16 589	25 196	16 246
SWITZERLAND	217 683	222 357	142 561
AUSTRIA	894 656	1 117 359	712 669
MALTA	134	837	539
YUGOSLAVIA	115 189	58 989	36 275
TURKEY	97 957	59 267	38 097
ESTONIA	140	99	70
LATVIA	75	490	326
SOVIET UNION	9 049	5 151	3 165
POLAND	81 198	34 356	22 074
CZECHOSLOVA	173 637	79 456	50 956
HUNGARY	60 852	62 799	40 473
ROMANIA	24 598	5 314	3 397
BULGARIA	7 131	2 242	1 425
UKRAINE	637	350	225
BEARUS	995	998	664
RUSSIA	16 408	8 150	5 346
YUGOSLAVIA	16 843	9 086	5 687
SLOVENIA	60 188	36 530	24 069
CROATIA	972	575	376
BOS HERZEGOV	286	196	127
TUNISIA	532	761	485
NIGERIA	283	61	39
SOUTH AFRICA	81 196	65 225	42 079
USA	191 988	395 375	252 995
CANADA	59 857	78 982	50 627
MEXICO	106 224	70 434	45 066
HONDURAS	25	262	166
COLOMBIA	125	170	104
PERU	36	55	33
BRAZIL	92 287	61 468	39 715
URUGUAY	75	189	120
ARGENTINA	33 272	65 884	43 005
IRAN	74	69	42
ISRAEL	23 355	16 022	10 231
INDIA	29 306	6 989	4 460
THAILAND	523	2 168	1 396
INDONESIA	15	55	34
MALAYSIA	252	345	221
SINGAPORE	724	451	284
CHINA	5 760	1 639	1 050
SOUTH KOREA	5 276	5 029	3 301
JAPAN	449 521	904 186	580 560
TAIWAN	12 681	14 077	9 069
HONG KONG	106	149	92



## 6 IMPORTS AND EXPORTS (SPECIAL TRADE) BY GROUPS OF THE SITC-REV. III AND BY COUNTRIES OF PRODUCTION AND CONSUMPTION 1992

GROUP COUNTRY	DT = 100 KG	1 000 DM	1 000 \$	GROUP COUNTRY	DT = 100 KG	1 000 DM	1 000 \$
CANADA	72 789	127 714	82 104	LATVIA	1 249	335	218
MEXICO	540 709	695 878	446 187	SOVIET UNION	712	642	394
GUATEMALA	977	2 875	1 835	POLAND	14 430	9 748	6 212
HONDURAS	196	848	546	CZECHOSLOVA	24 652	21 266	13 630
EL SALVADOR	593	1 025	662	HUNGARY	2 974	1 691	1 080
NICARAGUA	32	84	52	ROMANIA	226	94	59
COSTA RICA	950	3 211	2 065	BULGARIA	128	52	34
PANAMA	493	2 105	1 351	UKRAINE	231	130	87
CUBA	195	727	457	BELARUS	519	305	200
HAITI	43	194	124	RUSSIA	1 315	452	302
BAHAMAS	57	235	151	YUGOSLAVIA	3 002	2 160	1 363
DOMINIC REP	690	1 039	688	SLOVENIA	10 442	11 059	7 247
GUADELOUPE	1 740	5 063	3 200	CROATIA	122	97	68
BRIT VIRG IS	38	339	217	SOUTH AFRICA	37	100	62
MARTINIQUE	2 400	7 583	4 856	USA	75 016	229 267	145 186
JAMAICA	234	1 105	694	CANADA	1 684	5 876	3 745
BARBADOS	25	98	63	BRAZIL	5 171	11 978	7 813
TRINIDAD TOB	50	239	149	CHILE	9	53	35
ARUBA	35	115	74	ARGENTINA	77	49	31
NETH ANTILL	51	242	156	ISRAEL	138	1 116	724
COLOMBIA	1 496	5 369	3 472	INDIA	17 727	11 028	7 045
VENEZUELA	21 888	35 497	22 555	THAILAND	2 932	2 836	1 770
GUYANA	31	88	55	VIETNAM	546	536	378
SURINAME	83	265	170	INDONESIA	3 385	3 109	1 969
FRENCH GUIAN	190	826	527	MALAYSIA	3 602	4 301	2 786
ECUADOR	2 403	7 736	4 975	SINGAPORE	11 867	18 616	11 839
PERU	2 869	4 977	3 170	CHINA	79 921	92 183	58 002
BRAZIL	133 087	265 704	171 331	SOUTH KOREA	3 356	5 594	3 649
CHILE	10 170	16 059	10 420	JAPAN	372 776	1 106 168	696 358
BOLIVIA	1 340	3 247	2 107	TAIWAN	166 943	278 829	177 094
PARAGUAY	2 096	3 302	2 126	HONG KONG	3 306	3 167	2 040
URUGUAY	958	2 188	1 407	AUSTRALIA	172	404	254
ARGENTINA	23 622	51 079	32 906	NEW ZEALAND	28	85	54
CYPRUS	4 879	13 945	8 919	EXPORTS	311 697	794 955	507 721
LEBANON	32 316	56 217	35 853	FRANCE	28 753	114 743	73 617
SYRIA	19 738	16 518	10 623	BELGIUM LUX	13 294	29 496	18 787
IRAN	430 103	718 039	458 895	NETHERLANDS	62 602	134 074	85 589
ISRAEL	58 746	158 190	101 169	ITALY	33 752	81 782	52 046
JORDAN	20 302	26 213	16 888	UNTD KINGDOM	16 204	39 827	25 723
SAUDI ARABIA	110 826	219 645	140 477	IRELAND	1 426	2 016	1 314
KUWAIT	12 090	39 985	25 734	DENMARK	16 113	31 574	19 980
BAHRAIN	1 677	6 749	4 340	GREECE	1 605	2 904	1 850
QATAR	2 479	8 039	5 183	PORTUGAL	841	3 170	2 021
ARAB EMIRAT	35 697	82 324	52 682	SPAIN	15 054	55 351	35 341
OMAN	5 199	15 097	9 727	CANARY IS	102	414	257
YEMEN	373	1 998	1 316	ICELAND	534	959	605
AFGHANISTAN	2 544	823	523	NORWAY	6 420	18 148	11 484
PAKISTAN	1 116	2 955	1 902	SWEDEN	8 858	25 905	16 497
INDIA	3 308	12 318	7 976	FINLAND	4 646	10 641	6 749
BANGLADESH	38	702	439	SWITZERLAND	15 963	44 143	28 147
SRI LANKA	364	1 776	1 160	AUSTRIA	25 667	62 317	39 535
NEPAL	80	408	254	ANDORRA	80	499	313
MYANMAR	29	142	92	YUGOSLAVIA	2 214	2 668	1 624
THAILAND	47 588	119 876	76 874	TURKEY	5 861	5 388	3 519
LAOS	85	111	74	LATVIA	64	170	114
VIETNAM	159	223	145	LITHUANIA	317	321	200
CAMBODIA	17	51	34	SOVIET UNION	122	705	437
INDONESIA	18 709	39 364	25 103	POLAND	1 609	3 350	2 156
MALAYSIA	28 281	62 827	40 374	CZECHOSLOVA	12 701	18 199	11 723
BRUNEI	399	2 006	1 294	HUNGARY	4 229	5 363	3 458
SINGAPORE	49 533	124 718	80 361	ROMANIA	25	126	80
PHILIPPINES	4 015	8 965	5 718	BULGARIA	81	363	231
MONGOLIA	63	281	185	RUSSIA	108	653	424
CHINA	660 820	1 125 711	724 756	YUGOSLAVIA	2 240	2 388	1 491
NORTH KOREA	293	1 776	1 128	SLOVENIA	221	420	274
SOUTH KOREA	49 840	98 357	62 808	CROATIA	56	107	74
JAPAN	153 006	532 376	341 855	BOS HERZEGOV	82	51	34
TAIWAN	34 718	86 645	55 794	MOROCCO	389	326	207
HONG KONG	19 469	81 669	52 782	TUNISIA	136	694	424
AUSTRALIA	47 665	117 204	75 306	EGYPT	121	334	209
NEW ZEALAND	3 652	9 324	5 992	MALI	98	413	279
NEW CALEDON	614	2 108	1 358	BURKINA FASO	203	100	62
AM OCEANIA	50	371	233	SENEGAL	9	50	34
FR POLYNESIA	491	2 153	1 363	GUIN BISSAU	39	59	38
785 CYCLES, MOTORCYCLES ETC.				CTE D IVOIRE	1 001	404	255
IMPORTS	1 316 727	2 880 672	1 825 056	GHANA	157	228	142
FRANCE	44 221	122 253	77 758	TOGO	299	164	104
BELGIUM LUX	19 044	39 014	24 782	BENIN	253	178	111
NETHERLANDS	105 103	226 788	144 785	NIGERIA	1 145	1 140	728
ITALY	250 980	449 265	286 156	ZAIRE	110	177	109
UNTD KINGDOM	14 598	43 140	27 519	ANGOLA	38	64	41
IRELAND	160	618	388	UGANDA	15	50	31
DENMARK	5 872	19 642	12 527	MADAGASCAR	20	73	47
GREECE	105	294	186	ZIMBABWE	98	210	136
PORTUGAL	2 216	2 570	1 648	MALAWI	236	248	156
SPAIN	6 968	18 208	11 519	SOUTH AFRICA	168	650	410
NORWAY	295	1 280	807	USA	15 250	48 545	31 155
SWEDEN	7 236	12 380	7 874	CANADA	822	3 426	2 175
FINLAND	2 613	3 177	2 005	MEXICO	204	637	411
SWITZERLAND	20 209	56 776	36 206	COSTA RICA	39	134	85
AUSTRIA	13 408	48 071	30 686	COLOMBIA	83	395	248
ANDORRA	65	434	263	BRAZIL	88	538	350
YUGOSLAVIA	13 565	12 566	7 677	CHILE	86	140	91
TURKEY	902	559	379	ARGENTINA	44	132	81
				LEBANON	17	72	49



6 IMPORTS AND EXPORTS (SPECIAL TRADE) BY GROUPS OF THE SITC-REV. III AND BY COUNTRIES OF PRODUCTION AND CONSUMPTION 1992

GROUP COUNTRY	DT = 100 KG	1 000 DM	1 000 \$	GROUP COUNTRY	DT = 100 KG	1 000 DM	1 000 \$
IRAN	175	1 442	915	SOVIET UNION	10 366	7 800	4 824
ISRAEL	712	2 472	1 606	POLAND	60 301	28 541	18 244
SAUDI ARABIA	429	483	312	CZECHOSLOVA	76 780	70 900	45 286
KUWAIT	30	146	90	HUNGARY	124 536	81 786	51 960
ARAB EMIRAT	36	79	51	ROMANIA	9 239	4 040	2 579
OMAN	12	55	35	BULGARIA	27 720	9 513	6 107
YEMEN	49	802	508	ALBANIA	595	239	151
INDIA	215	617	393	UKRAINE	10 983	7 475	5 040
THAILAND	26	150	95	BELARUS	504	192	126
INDONESIA	103	224	144	RUSSIA	47 256	41 702	27 157
MALAYSIA	16	49	32	AZERBAIJAN	233	163	105
SINGAPORE	157	814	505	KAZAKHSTAN	342	328	222
CHINA	216	837	546	YUGOSLAVIA	3 990	1 718	1 100
SOUTH KOREA	57	281	184	SLOVENIA	10 215	6 271	4 133
JAPAN	3 834	19 394	12 467	CROATIA	9 791	2 108	1 410
TAIWAN	600	1 454	937	BOS HERZEGOV	1 248	218	147
HONG KONG	334	579	366	MOROCCO	818	686	445
AUSTRALIA	1 185	5 618	3 630	ALGERIA	12 360	11 805	7 461
NEW ZEALAND	208	863	545	TUNISIA	3 310	1 914	1 214
FR POLYNESIA	17	58	37	LIBYA	38 265	25 505	15 630
786 TRAILERS, SEMI-TRAILR, ETC				EGYPT	4 791	2 703	1 734
IMPORTS	3 021 958	1 518 139	969 671	SUDAN	907	457	289
FRANCE	388 261	320 655	204 362	MAURITANIA	2 272	1 501	972
BELGIUM LUX	155 778	138 305	87 971	BURKINA FASO	964	408	258
NETHERLANDS	331 481	224 231	143 560	NIGER	680	187	113
ITALY	217 731	119 340	76 222	SENEGAL	100	92	58
UNTD KINGDOM	110 699	79 207	50 496	GUIN BISSAU	244	158	106
IRELAND	745	425	274	GUINEA	201	58	35
DENMARK	106 243	94 474	60 310	SIERRA LEONE	293	333	211
GREECE	2 051	1 091	700	LIBERIA	90	97	60
PORTUGAL	698	535	342	CTE D IVOIRE	159	96	60
SPAIN	20 155	16 138	10 219	GHANA	1 423	521	339
NORWAY	967	1 521	978	TOGO	245	101	64
SWEDEN	22 655	19 014	12 175	NIGERIA	4 319	3 436	2 209
FINLAND	8 417	7 855	5 006	CAMEROON	2 234	1 376	881
SWITZERLAND	23 333	18 845	12 047	CENT AFR REP	695	470	295
AUSTRIA	212 453	148 886	95 052	GABON	424	328	217
YUGOSLAVIA	16 012	8 489	5 207	CONGO	72	81	53
TURKEY	7 539	1 638	1 040	ZAIRE	508	223	137
LITHUANIA	204	122	81	ANGOLA	747	505	320
SOVIET UNION	11 561	1 377	840	ETHIOPIA	5 659	3 833	2 432
POLAND	401 175	68 506	44 084	SOMALIA	350	231	147
CZECHOSLOVA	393 492	75 917	48 581	KENYA	2 542	1 426	927
HUNGARY	260 439	95 629	61 228	UGANDA	178	110	67
ROMANIA	29 976	5 672	3 620	TANZANIA	6 643	4 927	3 175
BULGARIA	4 045	1 330	874	MOZAMBIQUE	125	273	173
UKRAINE	7 073	480	307	MAURITIUS	47	97	61
RUSSIA	19 475	2 279	1 485	ZAMBIA	946	1 003	624
YUGOSLAVIA	1 843	775	484	ZIMBABWE	68	124	79
SLOVENIA	35 817	13 918	9 181	SOUTH AFRICA	5 346	4 198	2 673
CROATIA	1 778	813	528	USA	35 945	37 535	23 821
SOUTH AFRICA	5 469	623	402	CANADA	1 974	2 603	1 701
USA	119 906	23 163	14 757	MEXICO	184	341	215
CANADA	3 976	3 194	2 023	GUATEMALA	190	144	94
MEXICO	85	51	34	EL SALVADOR	164	95	61
BAHAMAS	860	93	58	NICARAGUA	48	99	61
BRAZIL	642	425	285	DOMINIC REP	201	109	74
ISRAEL	2 528	1 176	732	NETH ANTILL	807	818	497
INDIA	76	46	30	VENEZUELA	70	149	97
THAILAND	279	232	154	FRENCH GUIAN	45	60	38
MALAYSIA	7 188	2 743	1 779	ECUADOR	130	105	66
SINGAPORE	209	153	92	BRAZIL	1 307	1 619	1 047
PHILIPPINES	429	134	83	CHILE	2 488	1 456	924
CHINA	33 918	7 111	4 618	BOLIVIA	199	95	59
SOUTH KOREA	7 564	354	225	URUGUAY	141	81	50
JAPAN	15 861	2 889	1 910	ARGENTINA	643	761	483
TAIWAN	13 671	7 103	4 548	CYPRUS	455	476	308
HONG KONG	14 747	679	436	LEBANON	2 473	1 201	787
EXPORTS	2 906 604	2 390 042	1 525 554	SYRIA	1 884	312	199
FRANCE	315 365	289 625	184 522	IRAN	10 495	8 262	5 421
BELGIUM LUX	223 604	184 550	117 497	ISRAEL	10 630	8 032	5 107
NETHERLANDS	470 453	421 086	268 016	JORDAN	3 677	660	420
ITALY	137 335	119 251	76 126	SAUDI ARABIA	88 182	43 899	28 046
UNTD KINGDOM	154 489	132 076	84 550	KUWAIT	9 820	8 835	5 860
IRELAND	1 349	1 047	672	BAHRAIN	276	346	227
DENMARK	131 402	129 526	82 754	QATAR	237	50	32
GREECE	36 983	14 418	9 180	ARAB EMIRAT	7 519	4 340	2 780
PORTUGAL	12 674	9 846	6 309	OMAN	427	356	228
SPAIN	86 260	72 642	46 243	YEMEN	657	300	202
CANARY IS	326	915	577	PAKISTAN	836	929	613
ICELAND	766	739	480	INDIA	504	874	542
NORWAY	27 174	29 093	18 454	SRI LANKA	525	263	165
SWEDEN	67 580	67 447	43 143	NEPAL	196	157	99
FINLAND	18 135	15 142	9 611	THAILAND	4 110	2 771	1 808
SWITZERLAND	130 460	130 999	83 624	INDONESIA	4 509	3 482	2 262
AUSTRIA	266 018	213 763	136 808	MALAYSIA	7 543	4 256	2 730
GIBRALTAR	25	69	47	SINGAPORE	28 510	15 756	10 107
YUGOSLAVIA	11 461	6 428	3 948	PHILIPPINES	125	147	96
TURKEY	8 102	6 062	3 915	MONGOLIA	372	183	126
ESTONIA	1 247	521	336	CHINA	8 635	4 002	2 564
LATVIA	1 425	548	354	SOUTH KOREA	2 271	5 399	3 416
LITHUANIA	2 820	1 025	661	JAPAN	8 347	13 955	8 962
				TAIWAN	43 469	22 901	14 887
				HONG KONG	1 896	2 161	1 359
				AUSTRALIA	12 952	8 987	5 799
				NEW ZEALAND	1 296	1 059	694



## 6 IMPORTS AND EXPORTS (SPECIAL TRADE) BY GROUPS OF THE SITC-REV. III AND BY COUNTRIES OF PRODUCTION AND CONSUMPTION 1992

GROUP COUNTRY	DT = 100 KG	1 000 DM	1 000 \$	GROUP COUNTRY	DT = 100 KG	1 000 DM	1 000 \$
791 RAILWAY VEHICLES,EQUIPNT							
IMPORTS	786 196	585 768	374 783	CANADA	668	5 283	3 436
FRANCE	125 986	40 428	25 970	MEXICO	3 554	18 554	12 188
BELGIUM LUX	15 196	5 751	3 642	COLOMBIA	4 549	22 213	14 145
NETHERLANDS	53 152	46 181	29 592	PERU	10	103	71
ITALY	102 284	98 712	63 146	BRAZIL	347	1 320	870
UNTD KINGDOM	9 343	23 695	15 076	CHILE	19	60	38
DENMARK	3 303	3 375	2 170	BOLIVIA	287	1 093	695
GREECE	23	90	60	ARGENTINA	110	572	394
PORTUGAL	489	149	94	SYRIA	120	595	386
SPAIN	8 821	9 140	5 839	IRAN	42 555	118 562	77 942
NORWAY	720	497	330	ISRAEL	556	1 798	1 146
SWEDEN	3 257	4 900	3 099	SAUDI ARABIA	487	2 564	1 625
SWITZERLAND	25 650	50 325	32 661	PAKISTAN	184	817	515
AUSTRIA	64 984	165 032	105 376	INDIA	2 951	5 287	3 268
YUGOSLAVIA	116	404	251	SRI LANKA	89	436	283
LATVIA	120	326	562	THAILAND	3 518	12 342	8 085
SOVIET UNION	72 788	17 339	10 641	INDONESIA	5 364	7 196	4 684
POLAND	41 353	14 011	8 959	MALAYSIA	166	274	174
CZECHOSLOVA	118 500	36 020	23 151	SINGAPORE	109	638	414
HUNGARY	12 446	18 270	11 592	PHILIPPINES	734	1 621	1 049
ROMANIA	34 261	17 083	10 752	MONGOLIA	1 784	1 929	1 162
UKRAINE	495	1 117	719	CHINA	2 179	6 138	4 053
RUSSIA	86 847	27 581	18 078	SOUTH KOREA	12 735	70 779	46 105
YUGOSLAVIA	50	243	155	JAPAN	3 854	14 998	9 957
SLOVENIA	449	323	209	TAIWAN	1 135	1 467	969
EGYPT	1 195	65	40	HONG KONG	1 922	7 653	4 821
ZAIRE	180	71	44	AUSTRALIA	3 774	20 342	13 201
SOUTH AFRICA	82	131	83	FIJI	180	312	193
USA	608	2 006	1 273	792 AIRCRAFT, ASSOCTD.EQUIPNT			
MEXICO	346	322	202	IMPORTS	284 182	20 242 743	12 940 641
VENEZUELA	400	62	43	FRANCE	112 747	11 856 036	7 565 761
BRAZIL	340	542	346	BELGIUM LUX	4 190	227 555	145 622
CHILE	493	155	98	NETHERLANDS	7 853	391 136	248 703
INDIA	140	131	80	ITALY	6 553	154 934	99 232
THAILAND	41	183	121	UNTD KINGDOM	38 159	2 131 544	1 378 825
JAPAN	702	118	75	IRELAND	167	9 270	6 390
HONG KONG	25	78	53	DENMARK	404	15 493	9 896
AUSTRALIA	118	68	44	GREECE	93	7 126	4 735
EXPORTS	1 962 953	3 081 487	1 975 222	PORTUGAL	123	1 886	1 220
FRANCE	93 433	64 500	40 948	SPAIN	1 256	29 367	18 851
BELGIUM LUX	19 854	48 575	31 424	NORWAY	65	1 730	1 101
NETHERLANDS	107 380	271 801	174 221	SWEDEN	296	13 441	8 423
ITALY	100 185	77 790	49 773	FINLAND	65	4 037	2 562
UNTD KINGDOM	16 220	42 102	27 124	SWITZERLAND	844	26 065	16 502
IRELAND	74	81	53	AUSTRIA	1 294	23 445	15 135
DENMARK	18 972	48 499	30 968	MALTA	3	1 999	1 288
GREECE	19 755	34 696	22 457	YUGOSLAVIA	519	8 501	5 214
PORTUGAL	5 132	11 774	7 597	TURKEY	97	29 106	18 996
SPAIN	17 112	100 170	62 726	SOVIET UNION	36	636	385
NORWAY	14 059	26 845	16 862	POLAND	248	2 224	1 426
SWEDEN	32 959	40 089	25 728	CZECHOSLOVA	269	2 994	1 933
FINLAND	8 504	11 898	7 707	HUNGARY	91	1 220	786
SWITZERLAND	74 671	90 425	58 132	BULGARIA	164	66	46
AUSTRIA	106 836	107 050	68 746	RUSSIA	62	18 447	12 429
YUGOSLAVIA	67	650	400	YUGOSLAVIA	223	336	219
TURKEY	1 554	8 834	5 652	SLOVENIA	2	2 172	1 420
LITHUANIA	2 173	4 340	2 910	BOS HERZEGOV	10	307	194
SOVIET UNION	394 264	507 672	309 985	ALGERIA	18	513	318
POLAND	10 534	15 781	10 266	TUNISIA	2	375	247
CZECHOSLOVA	51 885	18 721	12 140	EGYPT	224	224	145
HUNGARY	3 054	3 636	2 322	NIGERIA	21	397	239
ROMANIA	9 862	23 585	14 931	SOUTH AFRICA	5	1 242	788
BULGARIA	222	1 828	1 183	USA	104 559	5 054 613	3 226 945
BELARUS	27 237	45 036	28 786	CANADA	2 134	181 893	117 269
RUSSIA	636 774	880 004	576 920	MEXICO	6	269	178
KAZAKHSTAN	5 041	6 483	4 098	HONDURAS	3	214	133
UZBEKISTAN	80	345	217	GUADELOUPE	1	119	75
YUGOSLAVIA	21 296	1 117	697	MARTINIQUE	34	298	185
SLOVENIA	35	331	224	BRAZIL	12	85	52
CROATIA	2 149	553	365	CYPRUS	12	878	565
MOROCCO	29	233	154	SYRIA	460	300	190
ALGERIA	111	576	358	ISRAEL	10	10 285	6 897
TUNISIA	9 444	58 653	37 231	JORDAN	47	357	233
LIBYA	8	145	88	SAUDI ARABIA	4	2 962	1 883
EGYPT	18 199	56 726	37 177	KUWAIT	18	542	358
SUDAN	144	1 491	1 000	BAHRAIN	12	1 772	1 186
MAURITANIA	59	1 330	865	ARAB EMIRAT	9	1 093	698
BURKINA FASO	100	179	111	INDIA	3 372	3 372	2 137
GHANA	94	282	187	THAILAND	5	91	60
NIGERIA	9 105	45 532	28 063	INDONESIA	6	61	39
CAMEROON	1 003	3 168	1 963	MALAYSIA	55	459	290
GABON	271	702	453	SINGAPORE	51	280	178
ZAIRE	767	1 098	688	CHINA	398	1 301	838
ETHIOPIA	45	76	49	SOUTH KOREA	17	1 169	737
KENYA	67	459	295	JAPAN	7	12 539	7 973
UGANDA	5	66	40	TAIWAN	119	199	128
TANZANIA	5 102	29 098	19 413	HONG KONG	31	124	81
MOZAMBIQUE	3 334	6 645	4 577	AUSTRALIA	174 295	2 148	1 381
ZIMBABWE	15	130	89	MARSHALL ISL	132 296	1 300	789
SOUTH AFRICA	2 887	5 319	3 378	EXPORTS	174 295	16 646 027	10 657 848
LESOTHO	4 171	4 504	2 819	FRANCE	132 296	13 089 488	8 373 779
USA	12 953	44 615	28 598	BELGIUM LUX	1 726	48 355	30 677



## 6 IMPORTS AND EXPORTS (SPECIAL TRADE) BY GROUPS OF THE SITC-REV. III AND BY COUNTRIES OF PRODUCTION AND CONSUMPTION 1992

GROUP COUNTRY	DT = 100 KG	1 000 DM	1 000 \$	GROUP COUNTRY	DT = 100 KG	1 000 DM	1 000 \$
NETHERLANDS	5 161	609 777	390 562	SWEDEN	734	101 760	64 531
ITALY	5 825	223 450	142 528	FINLAND	3 804	56 372	34 741
UNITED KINGDOM	7 807	610 889	389 784	SWITZERLAND	646	5 760	3 649
IRELAND	81	1 897	1 254	AUSTRIA	2 798	13 754	8 748
DENMARK	194	27 975	18 063	GIBRALTAR	6	7 653	4 830
GREECE	65	2 638	1 721	MALTA	5	51	35
PORTUGAL	134	5 261	3 391	YUGOSLAVIA	181	743	448
SPAIN	584	68 180	43 382	TURKEY	20	278	175
NORWAY	54	2 973	1 916	SOVIET UNION	15	135 006	83 353
SWEDEN	331	28 189	18 049	POLAND	2 919	6 805	4 446
FINLAND	20	1 279	814	CZECHOSLOVAKIA	3 153	1 332	843
SWITZERLAND	926	38 296	24 379	HUNGARY	488	565	364
AUSTRIA	579	16 061	10 219	ROMANIA	1	1 737	1 100
MALTA	3	1 187	776	BULGARIA	16	44	30
YUGOSLAVIA	613	40 461	24 460	UKRAINE	2	26 004	17 441
TURKEY	2 613	100 747	63 560	RUSSIA	85	14 242	9 017
SOVIET UNION	2	48	30	YUGOSLAVIA	58	3 401	2 251
POLAND	388	2 134	1 357	SLOVENIA	193	744	487
CZECHOSLOVAKIA	2 013	16 192	10 327	CROATIA	36	216	140
HUNGARY	100	756	479	USA	17 544	127 633	81 558
BULGARIA	7	638	432	CANADA	510	2 215	1 402
RUSSIA	386	3 493	2 327	PANAMA	2	26 164	16 193
YUGOSLAVIA	10	166	105	BAHAMAS	1	22 000	13 576
SLOVENIA	25	415	271	INDIA	1	57	38
CROATIA	310	20 308	12 546	MALAYSIA	31 473	1 212	757
MOROCCO	2	330	206	SINGAPORE	105	1 602	1 031
ALGERIA	3	567	350	PHILIPPINES	1	165	100
TUNISIA	39	3 654	2 352	CHINA	156 149	3 899	2 474
EGYPT	362	4 749	3 022	SOUTH KOREA	512	498	323
SUDAN	1	110	70	JAPAN	8 579	17 198	11 231
NIGER	2	92	58	TAIWAN	105 450	20 361	13 051
CAPE VERDE	42	6 092	3 856	HONG KONG	311	1 018	623
SENEGAL	3	1 981	1 243	AUSTRALIA	14	550	342
NIGERIA	205	24 138	15 320	NEW ZEALAND	141	748	457
KENYA	88	2 102	1 298	EXPORTS	63 039	4 114 111	2 605 957
ZAMBIA	4	195	130	FRANCE	6 348	41 293	26 293
MALAWI	12	432	270	BELGIUM LUX	3 268	15 712	10 011
SOUTH AFRICA	45	4 288	2 743	NETHERLANDS	9 902	103 568	65 431
BOTSWANA	1	51	31	ITALY	2 291	18 029	11 504
LESOTHO		85	54	UNITED KINGDOM	816	363 433	227 433
USA	6 675	1 106 868	719 325	IRELAND	8	6 931	4 666
CANADA	99	24 549	15 923	DENMARK	403	64 475	42 690
MEXICO	42	1 504	951	GREECE	1 041	312 899	193 216
GUADALOUPE	3	328	213	PORTUGAL	14 108	17 363	10 830
MARTINIQUE		241	152	SPAIN	2 784	16 144	10 245
JAMAICA	1	234	151	ICELAND	19	78	49
VENEZUELA	812	1 358	913	NORWAY	427	233 521	145 147
FRENCH GUIAN	923	257 526	165 739	SWEDEN	232	69 534	42 967
ECUADOR	429	3 956	2 501	FINLAND	257	66 641	40 130
BRAZIL	229	2 202	1 373	SWITZERLAND	3 738	24 960	15 789
CHILE	45	8 478	5 630	AUSTRIA	9 242	8 992	5 664
ARGENTINA	15	2 262	1 425	GIBRALTAR	6	3 893	2 513
CYPRUS	9	4 070	2 682	MALTA	105	4 213	2 750
IRAN	111	15 977	10 370	YUGOSLAVIA	51	7 165	4 347
ISRAEL	75	1 310	843	TURKEY	271	22 020	14 593
JORDAN	187	2 884	1 829	LITHUANIA	1	82	57
SAUDI ARABIA	457	27 846	18 791	SOVIET UNION	277	196 838	121 661
KUWAIT	8	4 314	2 817	POLAND	715	659	424
BAHRAIN	32	3 321	2 100	CZECHOSLOVAKIA	228	811	526
ARAB EMIRAT	118	23 883	15 233	HUNGARY	1 251	541	349
PAKISTAN	9	2 701	1 733	ROMANIA	45	394	252
INDIA	180	30 714	19 649	BULGARIA	26	194	123
MALDIVES	1	161	106	ALBANIA	2	182	122
SRI LANKA	2	398	261	UKRAINE	3	31 532	21 148
NEPAL	34	2 566	1 615	RUSSIA	192	98 209	65 204
THAILAND	57	6 917	4 423	YUGOSLAVIA	23	3 354	2 105
INDONESIA	95	11 567	7 407	SLOVENIA	54	8 231	5 405
MALAYSIA	32	7 176	4 811	CROATIA	208	1 653	1 090
BRUNEI	31	3 252	2 022	MOROCCO	7	12 048	7 638
SINGAPORE	22	5 093	3 285	TUNISIA	18	398	262
PHILIPPINES	4	1 226	795	EGYPT	303	3 002	2 036
CHINA	37	3 133	2 078	SENEGAL	3	204	125
SOUTH KOREA	55	2 300	1 474	SIERRA LEONE	1	2 250	1 365
JAPAN	163	20 111	12 776	LIBERIA	15	770 140	494 265
TAIWAN	84	14 753	9 418	NIGERIA	25	4 259	2 567
HONG KONG	20	3 903	2 438	GABON	1	3 290	2 083
AUSTRALIA	25	4 715	3 028	ZAIRE	4	1 534	923
PAPUA NEW G	1	151	97	MALAWI	1	4 726	3 257
NEW ZEALAND	2	86	56	SOUTH AFRICA	78	30 471	19 299
FR POLYNESIA	33	6 906	4 162	USA	1 733	241 673	148 505
MARSHALL ISL	67	14 496	8 764	CANADA	914	664	425
793 SHIP, BOAT, FLOAT, STRUCTS				MEXICO	2	53	34
IMPORTS	Numbers 377 286	998 574	632 361	HONDURAS	2	2 241	1 349
FRANCE	7 709	57 539	36 710	PANAMA	7	52 036	33 494
BELGIUM LUX	928	6 925	4 367	BAHAMAS	2	27 800	17 168
NETHERLANDS	3 313	111 636	70 898	ANTIGUA	3	8 360	5 487
ITALY	7 022	32 732	20 886	BRIT VIRG IS	3	7 745	4 902
UNITED KINGDOM	4 052	103 365	65 957	CAYMAN IS	1	26 500	16 353
IRELAND	149	6 530	4 119	ST VINCENT	1	1 455	922
DENMARK	1 570	40 783	26 030	NETH ANTILL	9	76	48
GREECE	21	693	423	VENEZUELA	4	277	181
PORTUGAL	123	208	131	ECUADOR	16	114	75
SPAIN	806	3 184	2 019	BRAZIL	31	25 758	16 324
NORWAY	15 564	33 057	20 952	CHILE	33	39 771	26 976
				URUGUAY	10	20 574	13 053



6 IMPORTS AND EXPORTS (SPECIAL TRADE) BY GROUPS OF THE SITC-REV. III AND BY COUNTRIES OF PRODUCTION AND CONSUMPTION 1992

GROUP COUNTRY	DT = 100 KG	1 000 DM	1 000 \$	GROUP COUNTRY	DT = 100 KG	1 000 DM	1 000 \$
ARGENTINA	7	18 425	11 662	TURKEY	14 791	3 411	2 196
CYPRUS	51	483 075	305 002	ESTONIA	1 659	137	87
LEBANON	110	4 213	2 882	LATVIA	837	58	45
IRAN	51	360	247	LITHUANIA	1 022	180	117
ISRAEL	19	224 570	146 585	SOVIET UNION	748	67	42
JORDAN	1	291	184	POLAND	142 648	20 904	13 411
KUWAIT	1	15 077	10 176	CZECHOSLOVA	570 446	106 690	68 851
ARAB EMIRAT	38	735	455	HUNGARY	73 848	16 444	10 549
PAKISTAN	2	7 077	4 489	ROMANIA	5 196	615	395
INDIA	63	50 510	32 773	BULGARIA	18 509	561	359
BANGLADESH	7	20 587	13 280	RUSSIA	5 733	301	196
MALDIVES	10	125	80	YUGOSLAVIA	2 688	1 089	676
INDONESIA	13	116 367	73 660	SLOVENIA	86 952	26 552	17 399
SINGAPORE	485	7 633	4 861	CROATIA	57 718	23 755	15 731
CHINA	21	46 816	30 146	ALGERIA	31	296	204
SOUTH KOREA	34	23 612	16 280	USA	34 223	15 355	9 901
JAPAN	462	2 136	1 347	CANADA	21 749	8 064	5 090
HONG KONG	2	61 000	37 652	SINGAPORE	15	62	41
NEW ZEALAND	30	161	98	JAPAN	559	2 444	1 640
FR POLYNESIA	6	72	45	AUSTRALIA	1 187	315	200
800 CPL IND PLANT CHAP 90/94				EXPORTS			
EXPORTS	31 528	190 448	122 260	FRANCE	115 341	14 982	9 611
FRANCE	8	61	39	BELGIUM LUX	57 531	18 203	11 651
BELGIUM LUX	510	6 900	4 596	NETHERLANDS	37 439	16 014	10 296
NETHERLANDS	194	1 288	811	ITALY	5 606	9 980	6 351
ITALY	6	368	237	UNITD KINGDOM	1 513	1 282	811
UNITD KINGDOM	231	1 686	1 096	IRELAND	342	47	30
DENMARK	1	121	78	DENMARK	11 914	3 682	2 401
PORTUGAL	74	313	189	GREECE	2 405	982	627
SPAIN	771	15 653	9 836	PORTUGAL	1 425	2 532	1 685
NORWAY	240	6 055	3 645	SPAIN	6 016	4 215	2 734
SWEDEN	4	122	74	ICELAND	128	50	32
AUSTRIA	17	727	461	NORWAY	365	446	278
TURKEY	42	1 672	1 049	SWEDEN	283	308	200
SOVIET UNION	1 276	800	487	FINLAND	375	100	62
POLAND	229	1 661	1 075	SWITZERLAND	149 845	62 424	40 194
CZECHOSLOVA	409	11 553	7 483	AUSTRIA	80 007	23 008	14 893
HUNGARY	221	1 283	806	TURKEY	659	1 278	803
RUSSIA	3 589	6 954	4 420	LATVIA	85	81	54
MOROCCO	171	5 439	3 648	LITHUANIA	920	241	155
ALGERIA	7	207	132	SOVIET UNION	56 713	21 170	13 204
LIBYA	72	2 929	1 812	POLAND	11 532	3 696	2 372
EGYPT	345	469	301	CZECHOSLOVA	3 196	1 548	993
NIGERIA	165	1 573	981	HUNGARY	1 903	1 011	645
KENYA	132	447	301	ROMANIA	437	85	54
SOUTH AFRICA	95	1 052	717	BULGARIA	698	609	391
USA	1 065	1 292	863	ALBANIA	1 296	1 856	1 245
CANADA	3	108	67	UKRAINE	1 295	766	502
MEXICO	139	6 142	3 972	BELARUS	1 075	1 043	685
COLOMBIA	391	4 984	3 001	RUSSIA	63 271	34 775	22 601
VENEZUELA	93	3 687	2 327	SLOVENIA	78	89	61
BRAZIL	8	83	56	CROATIA	1 464	425	280
BOLIVIA	1 583	6 100	4 118	MOROCCO	31	182	116
CYPRUS	87	1 652	1 074	ALGERIA	63	666	401
IRAN	7 991	10 774	6 841	TUNISIA	89	230	151
SAUDI ARABIA	57	6 287	4 057	LIBYA	538	464	312
KUWAIT	26	1 835	1 225	EGYPT	84	144	97
BAHRAIN	2	130	80	NIGERIA	3 689	1 607	1 019
QATAR	8	94	63	CAMEROON	36	52	36
ARAB EMIRAT	3 642	18 219	11 635	ANGOLA	300	102	70
OMAN	14	438	274	ETHIOPIA	97	96	59
YEMEN	17	94	59	ZAMBIA	59	115	79
PAKISTAN	136	542	356	USA	1 159	1 456	944
INDIA	3 490	6 583	4 449	CANADA	33	85	52
THAILAND	149	1 306	820	VENEZUELA	63	117	72
INDONESIA	1 840	24 744	15 834	LEBANON	24	54	33
MALAYSIA	971	3 759	2 471	ISRAEL	230	333	208
SINGAPORE	5	115	75	SAUDI ARABIA	252	114	69
PHILIPPINES	13	185	118	OMAN	50	80	51
CHINA	200	5 637	3 634	THAILAND	114	1 758	1 113
NORTH KOREA	39	109	69	SINGAPORE	114	367	253
SOUTH KOREA	96	2 905	1 785	SOUTH KOREA	788	370	228
TAIWAN	420	5 064	3 278	JAPAN	1 914	1 619	1 088
HONG KONG	25	284	191	HONG KONG	70	69	44
AUSTRALIA	104	7 810	5 097	AUSTRALIA	154	164	104
811 PREFABRICATED BUILDINGS				812 PLUMBNG, SANITRY, EQPT. ETC			
IMPORTS	2 905 453	854 426	550 019	IMPORTS	4 049 845	1 855 751	1 187 031
FRANCE	98 384	56 080	36 003	FRANCE	487 503	318 088	203 304
BELGIUM LUX	281 237	84 104	54 233	BELGIUM LUX	669 330	297 765	190 644
NETHERLANDS	525 033	169 386	108 465	NETHERLANDS	368 183	204 437	131 154
ITALY	31 748	16 004	10 210	ITALY	944 527	355 474	226 761
UNITD KINGDOM	137 905	41 879	26 913	UNITD KINGDOM	24 062	10 798	6 949
IRELAND	5 791	2 152	1 387	IRELAND	18 842	6 728	4 304
DENMARK	346 265	104 217	67 360	DENMARK	170 861	79 999	51 398
SPAIN	1 620	313	205	GREECE	674	297	190
NORWAY	61 546	22 503	14 722	PORTUGAL	66 837	20 594	13 054
SWEDEN	60 888	19 911	12 876	SPAIN	12 958	4 906	3 126
FINLAND	99 910	33 751	21 520	NORWAY	487	931	619
SWITZERLAND	15 877	3 481	2 219	SWEDEN	11 756	11 554	7 420
AUSTRIA	151 209	58 638	37 750	FINLAND	173 974	70 306	44 933
YUGOSLAVIA	46 223	14 402	8 839	SWITZERLAND	245 193	198 852	127 460
				AUSTRIA	409 590	159 993	102 380



## 6 IMPORTS AND EXPORTS (SPECIAL TRADE) BY GROUPS OF THE SITC-REV. III AND BY COUNTRIES OF PRODUCTION AND CONSUMPTION 1992

GROUP COUNTRY	DT = 100 KG	1 000 DM	1 000 \$	GROUP COUNTRY	DT = 100 KG	1 000 DM	1 000 \$
YUGOSLAVIA	25 034	7 295	4 489	813 LIGHTNG FIXTURES ETC.NES			
TURKEY	175 292	50 185	31 900	IMPORTS	1 015 950	1 637 795	1 050 487
POLAND	11 571	2 348	1 502	FRANCE	46 160	74 999	48 052
CZECHOSLOVA	164 370	33 439	21 372	BELGIUM LUX	54 827	99 415	63 826
HUNGARY	39 747	8 053	5 209	NETHERLANDS	66 652	115 333	73 835
BULGARIA	1 620	246	157	ITALY	229 750	447 715	286 753
YUGOSLAVIA	6 350	1 819	1 149	UNTD KINGDOM	14 597	39 152	25 029
SLOVENIA	4 064	2 208	1 463	IRELAND	199	1 873	1 206
CROATIA	7 961	2 254	1 466	DENMARK	26 196	56 901	36 468
BOS HERZEGOV	1 114	209	139	GREECE	1 008	1 608	1 041
TOGO	1 174	69	47	PORTUGAL	7 203	6 715	4 280
USA	1 376	2 350	1 511	SPAIN	14 000	34 944	22 363
CANADA	329	301	197	NORWAY	10 511	22 055	14 063
BRAZIL	75	104	72	SWEDEN	20 962	37 263	23 794
THAILAND	489	82	53	FINLAND	12 009	21 095	13 464
INDONESIA	3 666	1 103	709	SWITZERLAND	6 556	30 541	19 589
CHINA	487	172	111	AUSTRIA	93 494	206 668	132 546
JAPAN	891	2 107	1 349	YUGOSLAVIA	13 936	6 952	4 255
TAIWAN	279	588	378	TURKEY	7 738	7 120	4 550
EXPORTS	1 430 071	1 542 819	991 015	LITHUANIA	261	69	43
FRANCE	212 654	198 333	127 256	SOVIET UNION	60	56	36
BELGIUM LUX	179 319	152 336	97 716	POLAND	50 959	26 285	16 927
NETHERLANDS	134 492	182 814	117 339	CZECHOSLOVA	19 447	9 875	6 349
ITALY	202 463	351 846	226 518	HUNGARY	33 829	19 459	12 382
UNTD KINGDOM	77 140	82 322	52 432	ROMANIA	17 391	7 677	4 887
IRELAND	3 928	1 762	1 119	BULGARIA	1 245	424	268
DENMARK	22 720	28 854	18 442	UKRAINE	51	62	39
GREECE	43 394	18 326	11 801	RUSSIA	165	57	35
PORTUGAL	1 012	1 498	959	YUGOSLAVIA	1 517	738	472
SPAIN	58 973	78 170	49 925	SLOVENIA	19 250	10 582	6 919
CANARY IS	207	225	147	CROATIA	1 996	2 788	1 822
ICELAND	934	362	234	MOROCCO	430	1 624	1 045
NORWAY	5 964	4 129	2 657	EGYPT	29	71	46
SWEDEN	6 221	10 607	6 812	TANZANIA	82	55	34
FINLAND	1 311	2 937	1 864	USA	6 651	33 427	21 438
SWITZERLAND	128 500	100 280	64 899	CANADA	269	409	263
AUSTRIA	199 456	202 649	130 306	MEXICO	935	547	351
MALTA	705	577	371	COLOMBIA	11	57	38
YUGOSLAVIA	3 367	3 588	2 203	BRAZIL	67	124	80
TURKEY	10 913	11 923	7 720	ISRAEL	24	105	68
ESTONIA	71	57	38	QATAR	45	48	31
LATVIA	205	254	163	PAKISTAN	147	158	102
LITHUANIA	57	127	82	INDIA	14 272	16 569	10 652
SOVIET UNION	2 288	2 153	1 324	SRI LANKA	605	1 056	662
POLAND	19 542	20 494	13 955	THAILAND	3 687	6 020	3 902
CZECHOSLOVA	36 690	17 945	11 493	INDONESIA	307	223	147
HUNGARY	7 496	7 913	5 089	MALAYSIA	1 429	1 712	1 144
ROMANIA	487	650	416	SINGAPORE	160	440	280
BULGARIA	325	211	137	PHILIPPINES	7 656	11 408	7 350
UKRAINE	1 623	2 547	1 676	CHINA	110 485	112 654	73 117
RUSSIA	6 408	6 236	4 082	SOUTH KOREA	1 886	2 913	1 869
KAZAKHSTAN	6	65	41	JAPAN	1 565	20 708	13 179
YUGOSLAVIA	246	541	345	TAIWAN	79 751	113 789	73 282
SLOVENIA	1 032	1 624	1 066	HONG KONG	12 835	24 531	15 643
CROATIA	1 801	3 786	2 478	MACAO	83	213	140
ALGERIA	160	372	239	AUSTRALIA	30	110	72
TUNISIA	88	104	66	EXPORTS	585 655	1 564 935	1 002 820
LIBYA	88	115	73	FRANCE	67 434	167 858	107 670
EGYPT	185	210	134	BELGIUM LUX	39 754	101 670	65 029
NIGERIA	651	918	595	NETHERLANDS	110 076	219 727	140 657
TANZANIA	208	131	86	ITALY	42 351	109 470	69 965
MADAGASCAR	52	95	60	UNTD KINGDOM	39 934	103 217	66 274
SOUTH AFRICA	98	140	90	IRELAND	2 174	5 820	3 716
USA	24 088	11 161	7 119	DENMARK	12 615	31 439	20 137
CANADA	4 836	3 711	2 386	GREECE	3 747	10 425	6 726
MEXICO	92	83	53	PORTUGAL	5 841	15 231	9 780
CHILE	485	363	234	SPAIN	18 894	56 112	35 782
BOLIVIA	229	305	193	CANARY IS	419	1 141	713
ARGENTINA	36	187	125	CEUTA MEL	344	483	307
CYPRUS	1 787	1 443	927	ICELAND	1 222	2 573	1 656
LEBANON	1 289	999	642	NORWAY	10 464	32 315	20 688
SYRIA	1 231	337	223	SWEDEN	16 193	45 676	29 291
IRAN	907	2 569	1 694	FINLAND	5 621	20 874	13 347
ISRAEL	2 757	2 792	1 808	SWITZERLAND	37 584	122 128	78 319
JORDAN	236	242	150	AUSTRIA	72 733	190 463	122 504
SAUDI ARABIA	4 138	2 871	1 846	ANDORRA	44	268	173
KUWAIT	836	891	587	MALTA	301	531	338
BAHRAIN	156	164	103	YUGOSLAVIA	476	1 987	1 222
QATAR	183	151	94	TURKEY	1 617	10 179	6 462
ARAB EMIRAT	2 534	1 856	1 190	LATVIA	59	212	135
OMAN	189	189	119	LITHUANIA	45	78	48
THAILAND	71	94	57	SOVIET UNION	796	2 798	1 711
INDONESIA	511	795	505	POLAND	7 425	18 659	11 936
SINGAPORE	1 109	923	598	CZECHOSLOVA	7 234	19 327	12 437
PHILIPPINES	123	197	128	HUNGARY	3 815	10 081	6 415
CHINA	248	362	240	ROMANIA	496	1 512	969
SOUTH KOREA	1 047	1 758	1 101	BULGARIA	260	1 100	695
JAPAN	1 784	2 462	1 590	ALBANIA	41	47	30
TAIWAN	2 705	2 398	1 560	UKRAINE	277	972	650
HONG KONG	1 230	1 698	1 087	BELARUS	118	148	98
AUSTRALIA	1 041	1 012	644	RUSSIA	1 430	4 888	3 180
NEW ZEALAND	125	137	87	KAZAKHSTAN	32	81	55
				YUGOSLAVIA	258	883	557



## 6 IMPORTS AND EXPORTS (SPECIAL TRADE) BY GROUPS OF THE SITC-REV. III AND BY COUNTRIES OF PRODUCTION AND CONSUMPTION 1992

GROUP COUNTRY	DT = 100 KG	1 000 DM	1 000 \$	GROUP COUNTRY	DT = 100 KG	1 000 DM	1 000 \$
SLOVENIA	677	1 962	1 275	SPAIN	101 351	111 234	71 121
CROATIA	208	563	444	CANARY IS	65	103	68
MOROCCO	498	1 048	672	NORWAY	27 784	41 495	26 606
ALGERIA	300	1 181	737	SWEDEN	506 517	297 667	189 892
TUNISIA	409	712	446	FINLAND	68 247	45 420	28 948
LIBYA	589	1 563	992	SWITZERLAND	260 244	323 680	207 548
EGYPT	650	4 160	2 728	AUSTRIA	520 820	620 844	397 056
SUDAN	186	103	68	MALTA	811	4 576	2 928
MALI	98	132	89	YUGOSLAVIA	204 190	102 627	62 985
SENEGAL	180	475	314	TURKEY	40 241	58 534	37 454
GHANA	216	694	438	ESTONIA	38 075	7 101	4 528
TOGO	97	334	213	LATVIA	27 932	8 166	3 956
BENIN	98	157	108	LITHUANIA	2 336	386	246
NIGERIA	2 995	5 253	3 327	SOVIET UNION	73 786	14 509	8 910
CAMEROON	252	481	293	POLAND	1 994 167	575 389	367 959
BURUNDI	28	59	37	CZECHOSLOVA	992 233	262 797	168 186
ANGOLA	51	150	97	HUNGARY	429 773	176 901	113 164
ETHIOPIA	34	159	104	ROMANIA	975 423	276 166	176 029
DJIBOUTI	54	86	58	BULGARIA	48 104	9 628	6 151
KENYA	131	426	266	ALBANIA	245	67	44
TANZANIA	32	169	109	UKRAINE	15 825	2 163	1 420
MOZAMBIQUE	12	227	140	BELARUS	24 321	4 305	2 815
MAURITIUS	20	59	36	MOLDOVA	1 390	277	181
ZIMBABWE	190	181	121	RUSSIA	118 120	24 479	16 036
SOUTH AFRICA	1 745	5 182	3 332	YUGOSLAVIA	28 748	16 530	10 545
NAMIBIA	10	51	31	SLOVENIA	184 535	113 575	74 384
USA	11 254	46 590	29 856	CROATIA	78 365	38 341	25 081
CANADA	1 279	10 614	6 822	BOS HERZEGOV	4 997	1 710	1 136
MEXICO	431	2 043	1 324	MOROCCO	34	60	36
GUATEMALA	56	136	89	EGYPT	429	392	248
EL SALVADOR	11	94	64	GHANA	4 665	883	558
PANAMA	11	131	84	CENT AFR REP	4	71	45
MARTINIQUE	18	109	72	SOUTH AFRICA	42 354	136 733	88 191
ST VINCENT	10	70	45	NAMIBIA	597	246	156
BARBADOS	6	50	31	SWAZILAND	2 148	514	343
ARUBA	26	47	30	USA	68 883	96 860	61 953
NETH ANTILL	280	732	470	CANADA	17 743	8 034	5 102
COLOMBIA	226	1 003	672	ST PIERRE	150	67	41
VENEZUELA	281	1 064	675	MEXICO	642	379	243
SURINAME	67	174	110	HONDURAS	1 343	972	639
ECUADOR	104	331	216	HAITI	102	125	82
PERU	99	380	244	COLOMBIA	183	362	233
BRAZIL	86	1 055	672	PERU	72	154	101
CHILE	597	2 822	1 787	BRAZIL	155 000	56 020	36 241
BOLIVIA	36	111	73	CHILE	1 420	760	492
PARAGUAY	42	226	144	BOLIVIA	357	161	102
URUGUAY	25	167	111	ARGENTINA	1 332	4 660	2 989
ARGENTINA	583	1 784	1 134	CYPRUS	298	584	350
CYPRUS	695	2 139	1 381	LEBANON	912	153	96
LEBANON	290	796	513	SYRIA	153	386	254
SYRIA	87	572	364	IRAN	151	326	213
IRAQ	51	61	39	ISRAEL	9 725	7 798	4 977
IRAN	2 272	7 384	4 768	BAHRAIN	48	61	37
ISRAEL	4 002	10 091	6 511	ARAB EMIRAT	81	71	47
JORDAN	66	357	225	OMAN	146	63	38
SAUDI ARABIA	6 903	28 650	18 148	PAKISTAN	520	276	172
KUWAIT	1 521	4 386	2 826	INDIA	2 658	7 526	4 873
BAHRAIN	393	1 377	875	SRI LANKA	704	536	342
QATAR	593	1 612	1 042	THAILAND	59 719	39 264	25 229
ARAB EMIRAT	5 609	14 238	9 159	VIETNAM	1 022	500	326
OMAN	826	2 927	1 904	INDONESIA	112 391	64 338	41 431
YEMEN	142	261	178	MALAYSIA	25 578	11 191	7 166
AFGHANISTAN	3 098	2 939	1 861	SINGAPORE	1 837	1 269	817
PAKISTAN	224	1 452	922	PHILIPPINES	14 558	14 005	8 969
INDIA	217	1 890	1 211	CHINA	125 133	95 637	60 303
BANGLADESH	17	137	90	SOUTH KOREA	2 340	2 551	1 615
SRI LANKA	14	121	77	JAPAN	8 737	16 976	10 848
THAILAND	1 048	4 646	2 963	TAIWAN	308 158	151 151	96 856
INDONESIA	804	2 100	1 338	HONG KONG	3 561	3 278	2 123
MALAYSIA	825	2 526	1 622	AUSTRALIA	157	377	245
BRUNEI	136	880	599	NEW ZEALAND	104	405	257
SINGAPORE	3 904	14 146	9 081	KIRIBATI	144	107	68
PHILIPPINES	195	756	479	EXPORTS	8 257 267	6 896 384	4 415 539
CHINA	379	1 913	1 199	FRANCE	965 028	732 388	469 242
NORTH KOREA	10	195	123	BELGIUM LUX	1 009 092	793 079	507 262
SOUTH KOREA	1 036	3 959	2 505	NETHERLANDS	1 777 750	1 397 244	893 557
JAPAN	3 071	15 329	9 774	ITALY	224 051	233 685	149 738
TAIWAN	1 599	4 741	3 110	UNITD KINGDOM	466 136	394 383	252 650
HONG KONG	3 242	12 073	7 740	IRELAND	21 644	14 135	9 054
AUSTRALIA	4 325	12 323	7 903	DENMARK	119 897	86 037	55 091
NEW ZEALAND	284	1 094	709	GREECE	48 776	37 860	24 326
AM OCEANIA	12	53	34	PORTUGAL	34 229	35 253	22 501
FR POLYNESIA	39	128	78	SPAIN	187 214	193 574	123 829
821 FURNITURE,CUSHIONS,ETC.				CANARY IS	3 376	3 983	2 519
IMPORTS	14 252 123	9 562 393	6 111 983	CEUTA MEL	122	170	109
FRANCE	624 569	564 795	360 598	ICELAND	4 144	5 320	3 402
BELGIUM LUX	578 991	600 719	383 448	NORWAY	26 871	29 760	19 044
NETHERLANDS	614 307	596 504	380 563	SWEDEN	178 934	111 721	71 083
ITALY	2 818 420	2 501 306	1 596 543	FINLAND	26 650	26 393	16 876
UNITD KINGDOM	302 828	231 958	148 551	SWITZERLAND	1 009 818	909 357	581 497
IRELAND	4 886	9 461	6 010	AUSTRIA	1 360 960	1 019 467	653 861
DENMARK	1 462 083	1 136 697	728 250	ANDORRA	380	733	472
GREECE	5 669	3 473	2 238	GIBRALTAR	76	110	66
PORTUGAL	95 503	54 079	34 679	MALTA	369	502	320
				YUGOSLAVIA	5 476	6 154	3 781



## 6 IMPORTS AND EXPORTS (SPECIAL TRADE) BY GROUPS OF THE SITC-REV. III AND BY COUNTRIES OF PRODUCTION AND CONSUMPTION 1992

GROUP COUNTRY	DT = 100 KG	1 000 DM	1 000 \$	GROUP COUNTRY	DT = 100 KG	1 000 DM	1 000 \$
TURKEY	17 478	17 908	11 507	INDONESIA	1 466	5 269	3 396
ESTONIA	167	283	177	MALAYSIA	996	1 619	1 038
LATVIA	1 085	1 440	921	SINGAPORE	10 400	13 264	8 530
LITHUANIA	733	839	541	PHILIPPINES	1 346	2 775	1 808
SOVIET UNION	8 902	11 196	6 887	CHINA	1 731	4 188	2 681
POLAND	80 865	70 732	45 120	NORTH KOREA	15	76	53
CZECHOSLOVA	113 269	89 348	57 516	SOUTH KOREA	6 599	8 633	5 539
HUNGARY	87 881	61 914	39 665	JAPAN	45 002	83 082	53 300
ROMANIA	9 312	3 878	2 475	TAIWAN	10 715	10 257	6 621
BULGARIA	2 133	2 172	1 389	HONG KONG	10 916	13 690	8 827
ALBANIA	46	52	30	AUSTRALIA	10 280	14 438	9 279
UKRAINE	2 518	3 019	1 979	PAPUA NEW G	113	109	73
BELARUS	1 270	840	549	NEW ZEALAND	1 070	1 262	822
MOLDOVA	132	518	333	NEW CALEDON	181	152	100
RUSSIA	25 608	26 578	17 299	FR POLYNESIA	165	96	66
GEORGIA	143	166	110				
AZERBAIJAN	67	117	80	831 TRUNK, SUITCASES, BAG, ETC			
KAZAKHSTAN	388	913	592				
TAJIKISTAN	11	55	37				
YUGOSLAVIA	1 437	1 677	1 078	IMPORTS	950 113	1 782 921	1 143 184
SLOVENIA	4 293	3 919	2 551	FRANCE	24 265	67 926	43 369
CROATIA	1 956	2 479	1 635	BELGIUM LUX	38 101	84 595	54 297
BOS HERZEGOV	295	441	300	NETHERLANDS	51 901	95 478	61 393
MOROCCO	924	2 088	1 337	ITALY	35 312	210 985	135 490
ALGERIA	237	601	390	UNTD KINGDOM	8 115	25 687	16 479
TUNISIA	1 778	1 762	1 157	IRELAND	935	3 492	2 187
LIBYA	1 177	1 967	1 259	DENMARK	786	5 076	3 222
EGYPT	943	3 434	2 151	GREECE	180	700	444
SUDAN	127	174	115	PORTUGAL	269	574	363
NIGER	14	120	77	SPAIN	6 788	6 271	4 002
CAPE VERDE	80	151	94	NORWAY	100	130	82
SENEGAL	85	187	117	SWEDEN	553	1 211	764
GAMBIA	162	113	72	FINLAND	81	368	229
LIBERIA	35	46	30	SWITZERLAND	6 980	12 797	8 235
GHANA	117	389	242	AUSTRIA	1 980	8 684	5 562
TOGO	127	135	84	MALTA	1 984	4 068	2 599
NIGERIA	2 908	5 028	3 249	YUGOSLAVIA	1 188	1 993	1 222
CAMEROON	112	124	78	TURKEY	7 199	35 363	22 749
RWANDA	93	106	70	ESTONIA	4	48	32
BURUNDI	98	193	118	LITHUANIA	205	88	59
ANGOLA	325	382	238	POLAND	15 909	18 855	11 983
ETHIOPIA	286	450	288	CZECHOSLOVA	28 683	34 488	22 245
KENYA	123	295	184	HUNGARY	22 701	20 392	13 053
UGANDA	32	59	37	ROMANIA	4 485	2 631	1 718
TANZANIA	352	343	216	BULGARIA	13 032	6 871	4 423
MOZAMBIQUE	79	71	48	UKRAINE	69	64	43
MADAGASCAR	28	61	36	YUGOSLAVIA	1 677	2 085	1 335
REUNION	1 729	536	339	SLOVENIA	537	1 732	1 141
MAURITIUS	74	206	134	CROATIA	1 045	1 091	726
ZIMBABWE	26	72	47	MOROCCO	1 228	635	403
MALAWI	31	148	90	TUNISIA	665	2 251	1 436
SOUTH AFRICA	6 894	11 074	7 148	EGYPT	765	4 835	3 110
NAMIBIA	65	142	89	KENYA	47	76	47
USA	179 709	237 340	152 626	MADAGASCAR	311	245	152
CANADA	21 189	15 889	10 163	SOUTH AFRICA	79	955	626
GREENLAND	58	48	30	USA	5 237	17 082	10 951
MEXICO	24 196	27 428	17 371	CANADA	438	748	467
GUATEMALA	823	783	502	MEXICO	71	465	298
EL SALVADOR	27	51	33	GUATEMALA	52	265	171
NICARAGUA	154	187	114	NICARAGUA	30	166	103
PANAMA	155	155	99	ST LUCIA	211	417	269
BAHAMAS	148	410	267	COLOMBIA	1 878	9 314	5 952
GUADELOUPE	270	336	211	BRAZIL	832	3 569	2 302
MARTINIQUE	309	93	60	CHILE	17	160	102
JAMAICA	61	196	130	PARAGUAY	141	435	276
ST VINCENT	8	154	97	URUGUAY	34	216	141
ARUBA	117	49	31	ARGENTINA	94	863	556
NETH ANTILL	1 973	1 028	665	CYPRUS	58	86	55
COLOMBIA	133	199	128	LEBANON	30	186	122
VENEZUELA	594	834	536	SYRIA	82	252	159
ECUADOR	95	120	77	IRAN	130	214	139
PERU	58	282	177	ISRAEL	366	1 055	678
BRAZIL	1 686	4 142	2 672	AFGHANISTAN	237	119	75
CHILE	1 801	2 239	1 434	PAKISTAN	28 586	23 350	15 046
BOLIVIA	42	69	45	INDIA	29 838	112 427	72 400
URUGUAY	154	145	94	BANGLADESH	136	149	95
ARGENTINA	1 275	1 836	1 175	SRI LANKA	106	294	192
CYPRUS	1 407	1 582	1 009	NEPAL	165	376	239
LEBANON	4 144	4 969	3 178	THAILAND	15 293	61 080	39 174
SYRIA	148	145	94	VIETNAM	6 815	12 837	8 243
IRAN	998	4 864	3 149	CAMBODIA	246	564	357
ISRAEL	14 001	13 853	8 906	INDONESIA	11 101	14 345	9 256
JORDAN	1 137	1 320	868	MALAYSIA	1 556	3 842	2 474
SAUDI ARABIA	33 348	22 665	14 580	SINGAPORE	249	467	288
KUWAIT	8 622	10 611	6 708	PHILIPPINES	975	2 896	1 859
BAHRAIN	1 855	1 837	1 167	CHINA	420 518	580 900	372 511
QATAR	904	695	440	SOUTH KOREA	37 407	99 638	63 385
ARAB EMIRAT	5 856	6 377	4 094	JAPAN	1 467	7 804	4 986
OMAN	1 022	1 460	937	TAIWAN	80 817	115 059	73 446
YEMEN	37	59	36	HONG KONG	26 351	47 346	30 448
AFGHANISTAN	60	158	102	AUSTRALIA	4	50	30
PAKISTAN	252	916	580	NEW ZEALAND	107	716	452
INDIA	391	1 367	887	EXPORTS	148 190	596 335	382 851
SRI LANKA	312	307	195	FRANCE	21 700	63 193	40 474
BHUTAN	46	66	41	BELGIUM LUX	9 403	32 630	20 933
THAILAND	2 352	7 211	4 639				
VIETNAM	28	62	41				



## 6 IMPORTS AND EXPORTS (SPECIAL TRADE) BY GROUPS OF THE SITC-REV. III AND BY COUNTRIES OF PRODUCTION AND CONSUMPTION 1992

GROUP COUNTRY	DT = 100 KG	1 000 DM	1 000 \$	GROUP COUNTRY	DT = 100 KG	1 000 DM	1 000 \$
NETHERLANDS	15 030	39 669	25 414	FRANCE	20 527	113 845	72 749
ITALY	6 558	23 028	14 717	BELGIUM LUX	27 741	147 797	95 254
UNITED KINGDOM	10 758	29 643	19 078	NETHERLANDS	22 838	115 433	74 482
IRELAND	437	1 283	805	ITALY	135 302	861 143	552 780
DENMARK	5 319	18 626	11 962	UNITED KINGDOM	29 934	130 246	83 925
GREECE	761	2 663	1 713	IRELAND	523	2 886	1 830
PORTUGAL	1 198	3 787	2 426	DENMARK	8 479	54 974	35 138
SPAIN	6 592	17 364	11 113	GREECE	18 229	96 601	61 875
CANARY IS	112	417	266	PORTUGAL	41 973	281 024	181 056
ICELAND	262	1 315	832	SPAIN	3 210	16 112	10 267
NORWAY	1 515	4 996	3 198	CANARY IS	25	49	31
SWEDEN	2 804	9 540	6 148	NORWAY	82	595	380
FINLAND	1 053	2 903	1 843	SWEDEN	181	2 680	1 706
SWITZERLAND	18 665	91 593	58 743	FINLAND	320	5 113	3 348
AUSTRIA	20 030	67 508	43 446	SWITZERLAND	4 693	64 175	41 339
ANDORRA	94	377	241	AUSTRIA	9 600	120 619	78 366
MALTA	83	344	218	MALTA	14 166	69 875	44 457
YUGOSLAVIA	139	311	190	YUGOSLAVIA	37 254	260 933	180 630
TURKEY	222	930	580	TURKEY	116 947	553 171	356 949
ESTONIA	13	57	36	ESTONIA	111	694	445
LATVIA	135	340	217	LATVIA	320	1 532	1 051
LITHUANIA	45	230	150	LITHUANIA	1 441	6 122	3 960
SOVIET UNION	249	666	404	SOVIET UNION	1 292	4 322	2 624
POLAND	3 561	7 941	5 134	POLAND	101 907	494 321	319 010
CZECHOSLOVAKIA	5 623	9 736	6 260	CZECHOSLOVAKIA	56 726	198 594	127 606
HUNGARY	1 730	4 418	2 826	HUNGARY	26 107	105 713	68 062
ROMANIA	168	236	146	ROMANIA	60 397	224 635	145 341
BULGARIA	155	389	251	BULGARIA	10 710	38 200	24 570
UKRAINE	45	76	49	ALBANIA	27	62	38
BELARUS	32	75	48	UKRAINE	730	2 707	1 762
RUSSIA	839	2 813	1 830	BELARUS	531	1 072	705
YUGOSLAVIA	83	140	92	RUSSIA	3 311	12 154	7 943
SLOVENIA	147	441	286	UZBEKISTAN	570	779	523
CROATIA	98	182	120	YUGOSLAVIA	21 809	108 004	70 334
MOROCCO	32	134	86	SLOVENIA	15 690	124 163	81 980
ALGERIA	8	51	32	CROATIA	20 636	153 130	101 489
TUNISIA	32	97	62	BOS HERZEGOV	2 563	17 502	11 827
LIBYA	17	328	198	MOROCCO	10 404	48 471	31 092
EGYPT	12	66	41	TUNISIA	89 903	356 918	228 836
NIGERIA	36	147	90	EGYPT	2 766	5 239	3 392
CAMEROON	1	48	32	TOGO	37	95	66
ZAIRE	44	115	75	KENYA	594	732	475
ETHIOPIA	18	73	46	TANZANIA	77	464	279
KENYA	5	62	40	MOZAMBIQUE	36	80	52
REUNION	22	65	38	MADAGASCAR	76	281	179
SOUTH AFRICA	139	492	314	MAURITIUS	3 920	29 671	18 993
NAMIBIA	19	62	37	ZAMBIA	746	1 957	1 235
USA	3 123	25 509	16 465	ZIMBABWE	3 951	7 333	4 680
CANADA	278	2 217	1 435	SOUTH AFRICA	7 125	16 192	10 387
MEXICO	193	543	355	LESOTHO	6 949	9 822	6 411
BERMUDA	7	111	70	USA	21 861	94 944	60 677
CUBA	8	103	61	CANADA	93	738	476
BAHAMAS	6	244	156	MEXICO	1 612	3 112	2 003
AM VIRGIN IS	2	169	105	GUATEMALA	39	197	122
GUADELOUPE	27	94	60	HONDURAS	43	106	65
MARTINIQUE	5	71	45	HAITI	756	1 272	800
CAYMAN IS	1	81	54	DOMINIC REP	63	176	111
JAMAICA	4	97	65	COLOMBIA	1 879	5 608	3 624
ARUBA	17	60	39	VENEZUELA	101	162	110
NETH ANTILL	9	89	58	ECUADOR	31	76	45
COLOMBIA	29	105	68	PERU	84	270	170
VENEZUELA	110	686	438	BRAZIL	2 474	4 639	2 928
BRAZIL	385	1 539	983	CHILE	280	724	465
CHILE	37	113	73	PARAGUAY	193	330	205
ARGENTINA	299	619	400	URUGUAY	739	1 534	978
CYPRUS	134	186	117	ARGENTINA	967	1 513	948
LEBANON	85	394	247	CYPRUS	1 833	5 307	3 422
SYRIA	148	47	31	LEBANON	25	63	39
IRAN	55	159	102	SYRIA	956	3 307	2 110
ISRAEL	501	1 012	644	IRAN	324	568	366
SAUDI ARABIA	247	3 131	1 995	ISRAEL	2 533	8 252	5 234
KUWAIT	121	885	573	JORDAN	143	406	267
BAHRAIN	42	365	232	BAHRAIN	82	277	172
QATAR	23	225	142	ARAB EMIRAT	18 823	49 745	31 792
ARAB EMIRAT	332	1 548	989	OMAN	104	309	198
OMAN	8	151	103	AFGHANISTAN	168	543	356
YEMEN	7	65	44	PAKISTAN	34 179	68 604	43 894
PAKISTAN	32	50	30	INDIA	62 822	202 822	130 197
THAILAND	46	589	371	BANGLADESH	82 406	148 453	95 955
INDONESIA	57	1 102	686	MALDIVES	31	78	48
MALAYSIA	42	701	444	SRI LANKA	23 511	70 115	45 112
SINGAPORE	626	10 261	6 591	NEPAL	99	243	153
PHILIPPINES	19	990	629	MYANMAR	771	1 792	1 175
CHINA	104	313	196	THAILAND	35 854	110 147	71 134
NORTH KOREA	5	93	62	LAOS	966	2 466	1 584
SOUTH KOREA	127	2 483	1 597	VIETNAM	37 985	125 111	81 897
JAPAN	2 560	71 201	45 742	CAMBODIA	10 782	23 051	14 868
TAIWAN	413	3 441	2 209	INDONESIA	39 820	129 444	83 543
HONG KONG	1 327	19 703	12 620	MALAYSIA	9 833	32 240	20 842
AUSTRALIA	238	1 306	838	SINGAPORE	8 496	28 267	18 071
NEW ZEALAND	58	300	187	PHILIPPINES	18 371	55 012	35 614
FR POLYNESIA	10	154	100	CHINA	180 087	676 270	433 733
SHIPS SUPPL	8	477	304	NORTH KOREA	17 352	65 713	42 647
				SOUTH KOREA	44 092	221 627	142 798
				JAPAN	21 856	78 921	50 389
				TAIWAN	13 068	48 474	31 036
				HONG KONG	188 286	655 775	423 978
841 MENS,BOYS CLOTHING,X-KNIT							
IMPORTS	1 856 005	7 862 808	5 060 879				



## 6 IMPORTS AND EXPORTS (SPECIAL TRADE) BY GROUPS OF THE SITC-REV. III AND BY COUNTRIES OF PRODUCTION AND CONSUMPTION 1992

GROUP COUNTRY	DT = 100 KG	1 000 DM	1 000 \$	GROUP COUNTRY	DT = 100 KG	1 000 DM	1 000 \$
MACAO	25 243	63 972	41 341	842 WOMEN,GIRL CLOTHNG,XKNIT			
AUSTRALIA	107	517	333	IMPORTS	1 654 521	9 987 930	6 421 798
NEW ZEALAND	50	337	218	FRANCE	54 088	436 573	279 656
FIJI	207	928	615	BELGIUM LUX	13 860	118 516	76 172
EXPORTS	348 641	2 685 512	1 734 559	NETHERLANDS	54 210	387 910	250 073
FRANCE	37 617	283 388	183 574	ITALY	111 314	957 307	615 649
BELGIUM LUX	41 475	309 946	199 449	UNITD KINGDOM	29 343	193 558	124 774
NETHERLANDS	87 011	582 334	376 184	IRELAND	2 115	7 699	4 907
ITALY	20 985	166 004	108 136	DENMARK	12 830	62 595	40 437
UNITD KINGDOM	20 700	188 648	121 389	GREECE	75 787	515 317	330 739
IRELAND	2 339	27 438	17 758	PORTUGAL	45 252	389 274	249 575
DENMARK	7 584	43 863	28 401	SPAIN	1 600	16 868	10 696
GREECE	3 236	33 639	21 823	ICELAND	11	90	58
PORTUGAL	5 376	21 202	13 657	NORWAY	13	149	95
SPAIN	10 557	79 550	52 124	SWEDEN	112	1 436	922
CANARY IS	61	702	493	FINLAND	820	14 712	9 788
ICELAND	443	5 239	3 375	SWITZERLAND	4 232	81 010	51 982
FAEROE IS	3	56	35	AUSTRIA	17 448	222 004	142 939
NORWAY	1 000	14 353	9 341	VATICAN CITY	5	59	35
SWEDEN	3 493	36 630	23 884	MALTA	4 626	48 644	31 509
FINLAND	624	8 393	5 485	YUGOSLAVIA	38 276	307 336	189 439
SWITZERLAND	27 617	264 260	170 546	TURKEY	144 946	726 681	467 674
AUSTRIA	31 880	320 032	206 493	ESTONIA	78	302	190
ANDORRA	41	679	434	LATVIA	195	965	628
GIBRALTAR	11	137	93	LITHUANIA	1 365	4 170	2 720
MALTA	436	3 775	2 408	SOVIET UNION	2 708	11 696	7 142
YUGOSLAVIA	1 979	9 669	5 939	POLAND	95 221	649 703	419 831
TURKEY	507	3 793	2 408	CZECHOSLOVA	28 893	166 088	107 424
ESTONIA	186	514	326	HUNGARY	41 244	300 678	193 619
LATVIA	354	1 263	815	ROMANIA	37 214	214 040	138 009
LITHUANIA	196	802	499	BULGARIA	13 578	80 338	51 895
SOVIET UNION	2 147	9 013	5 486	ALBANIA	2 161	9 340	5 981
POLAND	5 275	21 738	13 998	UKRAINE	3 923	19 218	12 541
CZECHOSLOVA	4 459	16 460	10 556	BELARUS	401	2 493	1 653
HUNGARY	2 493	10 369	6 589	RUSSIA	5 534	25 363	16 675
ROMANIA	1 840	9 165	5 920	YUGOSLAVIA	20 238	137 784	89 898
BULGARIA	844	3 858	2 422	SLOVENIA	21 267	204 460	134 667
ALBANIA	33	242	156	CROATIA	18 124	146 225	95 690
UKRAINE	655	2 559	1 695	BOS HERZEGOV	3 202	19 272	13 062
BELARUS	43	279	185	MOROCCO	63 725	321 042	205 091
RUSSIA	4 751	20 096	13 123	ALGERIA	24	392	236
KAZAKHSTAN	52	132	86	TUNISIA	59 649	287 326	184 187
YUGOSLAVIA	541	2 251	1 479	EGYPT	1 267	3 165	2 054
SLOVENIA	663	2 332	1 526	CENT AFR REP	5	53	37
CROATIA	1 818	12 150	8 004	KENYA	65	155	95
MOROCCO	857	3 212	2 094	MOZAMBIQUE	26	51	31
TUNISIA	4 909	19 084	12 202	MADAGASCAR	610	1 935	1 243
LIBYA	10	139	87	MAURITIUS	2 708	12 215	7 904
EGYPT	186	1 935	1 254	ZIMBABWE	754	3 373	2 113
GHANA	40	75	46	SOUTH AFRICA	1 545	4 489	2 884
BENIN	10	123	79	LESOTHO	1 264	2 224	1 443
NIGERIA	38	725	469	USA	2 071	17 555	11 329
CAMEROON	4	112	70	CANADA	26	369	230
ANGOLA	15	136	83	MEXICO	169	1 115	727
REUNION	16	82	53	GUATEMALA	58	446	288
MALAWI	1	59	37	HAITI	27	80	49
SOUTH AFRICA	66	1 516	968	JAMAICA	366	1 610	1 037
USA	3 680	36 607	23 494	ST LUCIA	66	87	55
CANADA	1 416	24 046	15 433	COLOMBIA	591	2 784	1 785
GREENLAND	3	140	76	PERU	23	151	96
MEXICO	322	6 869	4 451	BRAZIL	4 177	10 857	7 010
PANAMA	45	274	173	CHILE	79	252	165
MARTINIQUE	2	57	35	URUGUAY	290	1 022	681
ARUBA	4	97	58	ARGENTINA	16	110	76
NETH ANTILL	27	412	260	CYPRUS	849	7 013	4 435
VENEZUELA	22	213	139	LEBANON	32	109	71
CHILE	15	350	224	SYRIA	332	1 404	903
PARAGUAY	3	76	46	IRAN	180	403	262
ARGENTINA	22	519	331	ISRAEL	1 362	13 554	8 591
CYPRUS	75	1 079	698	KUWAIT	17	122	82
LEBANON	439	7 944	5 057	QATAR	13	70	45
SYRIA	4	52	33	ARAB EMIRAT	4 381	14 226	9 098
IRAN	72	387	256	OMAN	75	285	179
ISRAEL	50	855	554	AFGHANISTAN	51	182	114
JORDAN	63	476	301	PAKISTAN	27 034	51 519	32 870
SAUDI ARABIA	420	5 550	3 502	INDIA	55 658	229 817	146 361
KUWAIT	436	4 972	3 170	BANGLADESH	9 016	27 109	17 263
BAHRAIN	20	235	146	SRI LANKA	14 034	69 799	44 814
QATAR	15	390	250	NEPAL	105	294	178
ARAB EMIRAT	183	2 953	1 855	MYANMAR	94	317	219
OMAN	3	92	62	THAILAND	22 238	98 993	63 157
THAILAND	62	700	446	LAOS	375	1 496	945
VIETNAM	40	84	57	VIETNAM	36 847	151 968	99 676
INDONESIA	16	394	254	CAMBODIA	1 944	6 188	4 051
MALAYSIA	12	301	197	INDONESIA	50 652	192 070	123 272
SINGAPORE	108	1 166	769	MALAYSIA	7 169	32 041	20 300
CHINA	1 306	2 818	1 790	BRUNEI	45	312	189
SOUTH KOREA	13	859	532	SINGAPORE	4 658	17 681	11 221
JAPAN	1 164	22 883	14 919	PHILIPPINES	17 666	74 262	47 493
TAIWAN	122	2 551	1 640	CHINA	197 589	998 626	640 400
HONG KONG	738	13 212	8 612	NORTH KOREA	9 865	37 510	24 339
AUSTRALIA	25	472	299	SOUTH KOREA	12 845	88 584	56 961
NEW ZEALAND	19	389	237	JAPAN	1 283	5 185	3 319
				TAIWAN	9 470	53 571	34 192
				HONG KONG	103 130	600 868	387 780



## 6 IMPORTS AND EXPORTS (SPECIAL TRADE) BY GROUPS OF THE SITC-REV. III AND BY COUNTRIES OF PRODUCTION AND CONSUMPTION 1992

GROUP COUNTRY	DT = 100 KG	1 000 DM	1 000 \$	GROUP COUNTRY	DT = 100 KG	1 000 DM	1 000 \$
MACAO	19 452	57 963	37 307	843 MENS,BOYS CLOTHING,KNIT			
AUSTRALIA	12	80	53	IMPORTS	286 064	971 628	622 979
NEW ZEALAND	105	1 245	856	FRANCE	3 027	30 593	19 660
EXPORTS	405 555	4 908 157	3 171 177	BELGIUM LUX	3 893	16 445	10 537
FRANCE	41 403	424 862	275 149	NETHERLANDS	7 010	25 406	16 472
BELGIUM LUX	31 321	423 941	274 101	ITALY	11 925	79 818	51 376
NETHERLANDS	99 611	1 014 168	654 388	UNITD KINGDOM	3 761	19 387	12 466
ITALY	10 548	141 846	92 034	IRELAND	6 057	28 229	18 103
UNITD KINGDOM	37 493	560 110	361 726	DENMARK	2 134	8 338	5 301
IRELAND	6 262	83 676	53 964	GREECE	18 907	73 265	47 055
DENMARK	12 912	96 006	62 267	PORTUGAL	20 757	89 283	57 325
GREECE	10 259	63 856	41 317	SPAIN	450	2 182	1 398
PORTUGAL	1 564	24 305	15 738	NORWAY	18	102	67
SPAIN	10 298	122 620	79 676	SWEDEN	74	596	381
CANARY IS	221	3 320	2 111	FINLAND	183	1 370	875
CEUTA MEL	23	127	77	SWITZERLAND	3 276	31 342	20 356
ICELAND	520	7 315	4 718	AUSTRIA	1 332	14 456	9 367
NORWAY	5 218	80 690	52 562	MALTA	260	1 448	927
SWEDEN	6 756	105 825	68 811	YUGOSLAVIA	1 851	7 845	4 807
FINLAND	2 411	32 581	21 091	TURKEY	22 096	74 543	47 884
SWITZERLAND	37 868	566 883	366 066	ESTONIA	651	1 049	675
AUSTRIA	43 685	584 714	377 714	LITHUANIA	228	280	181
ANDORRA	68	2 393	1 532	SOVIET UNION	82	123	74
GIBRALTAR	13	371	231	POLAND	5 863	17 314	11 226
MALTA	57	535	339	CZECHOSLOVA	4 842	13 887	8 953
YUGOSLAVIA	853	3 996	2 462	HUNGARY	3 937	12 892	8 191
TURKEY	164	2 749	1 753	ROMANIA	3 362	5 039	3 300
ESTONIA	84	349	221	BULGARIA	3 159	3 264	2 111
LATVIA	349	1 418	913	UKRAINE	60	70	45
LITHUANIA	379	1 580	1 030	RUSSIA	397	349	219
SOVIET UNION	3 301	16 395	10 145	YUGOSLAVIA	1 391	3 827	2 521
POLAND	3 407	18 851	12 016	SLOVENIA	672	3 880	2 573
CZECHOSLOVA	6 759	27 346	17 480	CROATIA	2 124	6 985	4 616
HUNGARY	2 796	17 229	11 077	BOS HERZEGOV	50	305	200
ROMANIA	349	1 828	1 156	MOROCCO	631	3 119	1 967
BULGARIA	998	7 520	4 695	TUNISIA	2 266	7 679	4 943
UKRAINE	837	3 684	2 412	EGYPT	1 009	2 686	1 724
BELARUS	148	535	347	KENYA	231	238	149
RUSSIA	4 436	24 685	16 231	MADAGASCAR	16	52	33
KAZAKHSTAN	75	112	73	MAURITIUS	2 032	5 528	3 593
TURKMENISTAN	8	82	55	ZIMBABWE	49	174	110
KYRGYZSTAN	15	67	45	SOUTH AFRICA	805	2 359	1 519
YUGOSLAVIA	396	1 912	1 215	LESOTHO	34	51	35
SLOVENIA	479	3 292	2 133	USA	740	4 770	3 056
CROATIA	709	3 762	2 494	CANADA	109	636	401
MOROCCO	572	2 471	1 595	GUATEMALA	12	52	30
TUNISIA	4 543	16 265	10 434	JAMAICA	18	248	172
EGYPT	33	1 706	1 087	COLOMBIA	30	75	46
NIGERIA	2	75	48	PERU	271	1 262	810
CENT AFR REP	13	63	39	BRAZIL	1 072	3 075	1 951
DJIBOUTI	196	483	333	CHILE	24	140	92
SOUTH AFRICA	169	4 678	2 983	BOLIVIA	6	94	59
USA	4 248	150 272	96 990	CYPRUS	64	702	454
CANADA	3 255	52 458	33 908	LEBANON	69	340	222
GREENLAND	3	199	109	SYRIA	2 139	5 509	3 541
MEXICO	280	6 959	4 527	IRAN	188	260	166
BERMUDA	1	260	167	ISRAEL	1 075	6 093	3 853
COSTA RICA		89	59	ARAB EMIRAT	1 573	3 406	2 173
CUBA	5	64	35	OMAN	36	77	49
GUADELOUPE		52	30	PAKISTAN	12 418	18 138	11 584
ARUBA	4	171	104	INDIA	6 235	11 429	7 388
NETH ANTILL	24	509	307	BANGLADESH	1 939	3 600	2 272
COLOMBIA		67	43	MALDIVES	85	176	109
VENEZUELA	12	759	484	SRI LANKA	3 189	8 344	5 274
BRAZIL	18	519	328	NEPAL	40	115	75
CHILE	80	1 540	990	THAILAND	4 422	18 479	11 814
URUGUAY	23	220	139	VIETNAM	45	121	78
ARGENTINA	21	623	399	CAMBODIA	429	429	273
CYPRUS	31	856	534	INDONESIA	10 219	25 676	16 230
LEBANON	525	7 883	5 048	MALAYSIA	1 724	5 356	3 455
IRAN	18	539	329	SINGAPORE	3 274	11 138	6 998
ISRAEL	453	5 954	3 811	PHILIPPINES	7 844	14 894	9 442
JORDAN	92	1 972	1 256	CHINA	56 742	118 700	75 966
SAUDI ARABIA	606	10 933	6 936	SOUTH KOREA	3 495	12 646	8 047
KUWAIT	291	5 445	3 466	JAPAN	85	509	330
BAHRAIN	32	1 084	673	TAIWAN	4 809	18 369	11 469
QATAR	15	1 072	678	HONG KONG	18 481	68 786	43 924
ARAB EMIRAT	265	4 449	2 829	MACAO	3 466	11 848	7 649
OMAN	1	106	62	AUSTRALIA	3	94	60
THAILAND	8	389	246	NEW ZEALAND	23	136	86
INDONESIA	13	1 023	671	EXPORTS	47 482	197 949	126 681
MALAYSIA	6	495	307	FRANCE	6 239	21 860	13 851
SINGAPORE	1 225	6 726	4 331	BELGIUM LUX	4 527	25 848	16 553
PHILIPPINES		92	59	NETHERLANDS	7 483	29 608	19 048
CHINA	3	86	55	ITALY	1 663	11 792	7 470
SOUTH KOREA	86	5 472	3 557	UNITD KINGDOM	4 340	13 043	8 335
JAPAN	1 379	68 892	44 360	IRELAND	150	667	417
TAIWAN	341	13 819	8 983	DENMARK	964	3 551	2 293
HONG KONG	1 103	40 032	26 079	GREECE	1 624	5 394	3 451
MACAO	4	254	167	PORTUGAL	1 119	2 397	1 528
AUSTRALIA	429	11 512	7 333	SPAIN	965	4 474	2 833
AUST OCEANIA	5	146	89	CANARY IS	13	109	72
NEW ZEALAND	1	223	140	ICELAND	45	353	233



6 IMPORTS AND EXPORTS (SPECIAL TRADE) BY GROUPS OF THE SITC-REV. III AND BY COUNTRIES OF PRODUCTION AND CONSUMPTION 1992

GROUP COUNTRY	DT = 100 KG	1 000 DM	1 000 \$	GROUP COUNTRY	DT = 100 KG	1 000 DM	1 000 \$
NORWAY	59	602	392	CHILE	84	357	233
SWEDEN	107	881	550	BOLIVIA	12	87	57
FINLAND	100	618	394	CYPRUS	368	1 994	1 285
SWITZERLAND	3 593	21 628	13 948	LEBANON	131	489	319
AUSTRIA	4 314	24 411	15 862	SYRIA	857	1 676	1 116
ANDORRA	6	58	38	IRAN	361	841	557
YUGOSLAVIA	391	944	582	ISRAEL	3 532	27 158	17 435
TURKEY	134	242	145	ARAB EMIRAT	2 736	6 057	3 839
ESTONIA	107	600	392	PAKISTAN	52 873	89 789	57 365
LATVIA	21	118	79	INDIA	26 387	58 732	37 577
LITHUANIA	27	65	43	BANGLADESH	2 186	4 642	2 962
SOVIET UNION	487	1 474	899	MALDIVES	29	86	52
POLAND	538	1 662	1 062	SRI LANKA	2 509	10 516	6 736
CZECHOSLOVA	1 451	5 017	3 224	NEPAL	21	70	48
HUNGARY	1 653	4 050	2 594	THAILAND	10 358	41 014	26 290
ROMANIA	69	240	148	LAOS	31	105	66
BULGARIA	225	469	289	CAMBODIA	306	1 061	677
UKRAINE	163	407	271	INDONESIA	18 564	52 174	33 698
BELARUS	12	63	39	MALAYSIA	14 928	44 070	27 979
RUSSIA	1 143	3 765	2 469	SINGAPORE	4 716	20 004	12 641
GEORGIA	12	126	86	PHILIPPINES	7 285	17 973	11 506
YUGOSLAVIA	25	107	66	CHINA	80 925	254 340	164 975
SLOVENIA	71	316	203	NORTH KOREA	68	170	112
CROATIA	641	1 708	1 119	SOUTH KOREA	4 804	18 543	12 333
MOROCCO	39	86	56	JAPAN	84	618	403
TUNISIA	2 393	3 811	2 441	TAIWAN	10 794	43 612	28 240
EGYPT	3	73	47	HONG KONG	44 976	235 676	153 962
USA	82	871	558	MACAO	5 915	27 077	17 808
CANADA	27	298	184	AUSTRALIA	6	70	46
MEXICO	12	113	74				
CHILE	18	187	120	EXPORTS	130 346	919 633	594 220
ARGENTINA	11	81	55	FRANCE	13 599	84 730	54 580
LEBANON	27	246	151	BELGIUM LUX	11 106	98 358	63 765
ISRAEL	16	83	51	NETHERLANDS	23 955	172 740	111 905
JORDAN	2	61	40	ITALY	2 451	21 783	14 125
SAUDI ARABIA	43	330	211	UNTD KINGDOM	5 331	40 281	26 124
KUWAIT	29	118	74	IRELAND	339	4 352	2 819
ARAB EMIRAT	10	131	80	DENMARK	2 662	17 363	11 316
SINGAPORE	6	103	66	GREECE	2 018	10 036	6 437
JAPAN	90	1 266	807	PORTUGAL	5 222	12 263	7 863
TAIWAN	4	102	66	SPAIN	2 548	18 980	12 196
HONG KONG	97	772	488	CANARY IS	34	507	316
				ICELAND	93	1 168	741
				NORWAY	811	8 867	5 817
				SWEDEN	714	8 572	5 606
				FINLAND	336	3 407	2 215
				SWITZERLAND	13 608	125 077	80 979
				AUSTRIA	17 351	136 844	88 604
				ANDORRA	8	257	154
				YUGOSLAVIA	1 521	7 453	4 582
				TURKEY	245	1 217	781
				ESTONIA	59	184	115
				LATVIA	21	139	92
				LITHUANIA	41	195	129
				SOVIET UNION	1 246	7 416	4 550
				POLAND	2 336	11 458	7 382
				CZECHOSLOVA	5 468	23 662	15 225
				HUNGARY	7 688	34 993	22 391
				ROMANIA	92	382	235
				BULGARIA	148	527	329
				UKRAINE	366	1 500	996
				BELARUS	34	161	104
				RUSSIA	1 541	7 730	5 042
				GEORGIA	113	340	233
				TURKMENISTAN	18	146	100
				YUGOSLAVIA	343	1 487	922
				SLOVENIA	628	3 417	2 209
				CROATIA	1 580	6 078	4 005
				MOROCCO	85	297	195
				TUNISIA	2 164	5 988	3 859
				LIBYA	4	79	50
				EGYPT	3	190	124
				SOUTH AFRICA	24	371	231
				USA	799	10 640	6 864
				CANADA	254	3 688	2 394
				MEXICO	10	350	237
				COSTA RICA	8	137	85
				NETH ANTILL	4	71	38
				VENEZUELA	6	98	61
				CHILE	7	163	97
				ARGENTINA	2	56	35
				CYPRUS	4	111	63
				LEBANON	77	977	642
				IRAN	15	129	81
				ISRAEL	185	1 158	738
				JORDAN	11	218	138
				SAUDI ARABIA	256	3 053	1 924
				KUWAIT	103	1 676	1 059
				BAHRAIN	4	155	92
				QATAR	13	220	135
				ARAB EMIRAT	52	827	514
				MALAYSIA	17	83	51
				SINGAPORE	13	437	278
				CHINA	8	59	38
				SOUTH KOREA	6	395	258
				JAPAN	271	8 672	5 598

844 WOMEN, GIRLS CLOTHING, KNIT

IMPORTS	912 507	3 767 873	2 424 131
FRANCE	13 291	103 673	66 465
BELGIUM LUX	5 754	39 420	25 298
NETHERLANDS	17 526	83 521	53 513
ITALY	36 509	324 723	208 912
UNTD KINGDOM	18 982	82 031	52 940
IRELAND	2 568	15 482	9 943
DENMARK	11 117	73 560	47 031
GREECE	49 727	272 433	174 288
PORTUGAL	38 595	163 992	105 169
SPAIN	837	6 212	3 980
ICELAND	11	158	104
NORWAY	132	686	438
SWEDEN	143	1 311	835
FINLAND	2 760	23 319	14 951
SWITZERLAND	4 997	70 792	45 937
AUSTRIA	4 191	44 687	28 781
MALTA	2 115	19 661	12 408
YUGOSLAVIA	7 349	44 263	27 180
TURKEY	295 440	952 128	610 632
ESTONIA	15	69	46
LATVIA	93	421	288
LITHUANIA	54	265	170
SOVIET UNION	7	151	91
POLAND	14 269	58 497	37 867
CZECHOSLOVA	13 408	55 393	35 746
HUNGARY	14 093	72 843	46 894
ROMANIA	2 700	13 781	8 999
BULGARIA	2 467	10 364	6 714
UKRAINE	249	521	335
RUSSIA	142	578	367
YUGOSLAVIA	2 087	10 733	7 013
SLOVENIA	5 070	30 406	20 126
CROATIA	5 686	24 254	16 030
BOS HERZEGOV	469	2 078	1 410
MOROCCO	17 826	83 875	54 308
TUNISIA	10 758	62 859	40 493
EGYPT	1 707	4 394	2 759
KENYA	23	70	43
MADAGASCAR	92	371	227
MAURITIUS	2 308	9 080	5 804
SOUTH AFRICA	884	3 611	2 307
LESOTHO	162	269	175
USA	1 527	11 962	7 707
CANADA	63	312	199
MEXICO	287	1 640	1 051
JAMAICA	509	3 091	2 064
COLOMBIA	16	104	67
VENEZUELA	47	49	33
PERU	362	1 135	744
BRAZIL	7 118	23 345	14 743



## 6 IMPORTS AND EXPORTS (SPECIAL TRADE) BY GROUPS OF THE SITC-REV. III AND BY COUNTRIES OF PRODUCTION AND CONSUMPTION 1992

GROUP COUNTRY	DT = 100 KG	1 000 DM	1 000 \$	GROUP COUNTRY	DT = 100 KG	1 000 DM	1 000 \$
TAIWAN	43	1 467	957	PHILIPPINES	31 649	90 752	58 505
HONG KONG	101	2 362	1 544	MONGOLIA	23	471	298
AUSTRALIA	38	764	474	CHINA	219 664	822 343	530 150
845 OTHR.TEXTILE APPAREL,NES				NORTH KOREA	807	2 146	1 385
IMPORTS	2 367 029	11 352 147	7 325 565	SOUTH KOREA	52 636	192 433	125 599
FRANCE	39 439	404 405	259 604	JAPAN	236	2 205	1 404
BELGIUM LUX	16 015	85 578	54 896	TAIWAN	57 533	276 425	179 179
NETHERLANDS	81 307	343 621	221 998	HONG KONG	121 039	792 690	516 542
ITALY	322 311	2 642 486	1 713 705	MACAO	29 601	192 965	126 595
UNTD KINGDOM	53 612	261 689	169 998	AUSTRALIA	2 638	13 036	8 458
IRELAND	18 321	50 168	32 244	NEW ZEALAND	74	467	297
DENMARK	24 308	159 720	102 966	FIJI	717	1 689	1 052
GREECE	164 985	724 223	463 024	EXPORTS	318 369	2 370 724	1 531 453
PORTUGAL	135 020	601 025	385 674	FRANCE	27 942	194 584	125 259
SPAIN	2 614	18 911	12 000	BELGIUM LUX	22 688	229 650	149 250
ICELAND	148	1 713	1 113	NETHERLANDS	61 679	436 107	282 615
NORWAY	154	1 324	844	ITALY	15 374	104 863	67 185
SWEDEN	845	9 646	6 191	UNTD KINGDOM	29 736	187 987	121 873
FINLAND	580	8 294	5 382	IRELAND	1 533	18 965	12 377
SWITZERLAND	8 194	86 280	55 711	DENMARK	9 805	49 509	31 933
AUSTRIA	12 653	159 419	102 808	GREECE	4 005	25 679	16 556
MALTA	2 469	9 648	6 160	PORTUGAL	5 251	28 321	18 205
YUGOSLAVIA	15 547	92 192	56 744	SPAIN	7 452	54 400	35 168
TURKEY	287 536	1 178 324	756 301	CANARY IS	193	1 813	1 142
ESTONIA	714	1 100	703	ICELAND	508	4 457	2 878
LATVIA	162	569	380	NORWAY	1 367	15 844	10 307
LITHUANIA	605	2 614	1 751	SWEDEN	2 138	24 614	15 955
SOVIET UNION	378	1 019	622	FINLAND	675	7 333	4 739
POLAND	29 346	112 617	72 413	SWITZERLAND	29 319	272 832	176 481
CZECHOSLOVA	25 951	106 265	69 209	AUSTRIA	42 960	345 495	223 182
HUNGARY	21 200	144 724	93 091	ANDORRA	57	1 229	794
ROMANIA	14 284	30 509	19 962	GIBRALTAR		58	36
BULGARIA	13 584	36 701	23 818	MALTA	36	503	312
ALBANIA	60	81	52	YUGOSLAVIA	3 304	18 275	11 214
UKRAINE	903	1 908	1 244	TURKEY	602	3 790	2 417
BELARUS	420	803	524	ESTONIA	42	461	302
RUSSIA	756	2 504	1 649	LATVIA	336	1 061	695
YUGOSLAVIA	7 699	33 017	21 516	LITHUANIA	199	799	510
SLOVENIA	10 274	70 723	46 497	SOVIET UNION	1 906	8 473	5 190
CROATIA	8 272	37 233	24 470	POLAND	4 114	23 073	14 743
BOS HERZEGOV	650	3 075	2 063	CZECHOSLOVA	8 217	37 035	23 735
MOROCCO	12 584	51 183	32 920	HUNGARY	11 489	75 097	48 242
TUNISIA	13 408	58 145	37 241	ROMANIA	678	2 099	1 339
EGYPT	15 172	31 816	20 416	BULGARIA	824	3 612	2 309
ETHIOPIA	67	125	84	UKRAINE	1 150	4 350	2 859
KENYA	4 469	5 623	3 660	BELARUS	400	1 406	948
UGANDA	49	60	39	RUSSIA	4 091	19 124	12 489
TANZANIA	1 293	2 329	1 518	KAZAKHSTAN	27	95	61
MADAGASCAR	666	2 379	1 604	TURKMENISTAN	45	162	106
MAURITIUS	31 302	136 820	88 678	KYRGHYZSTAN	39	95	66
ZAMBIA	54	168	102	YUGOSLAVIA	566	3 110	1 934
ZIMBABWE	341	686	437	SLOVENIA	2 414	11 100	7 239
SOUTH AFRICA	2 880	9 471	6 101	CROATIA	2 240	8 808	5 765
LESOTHO	34	88	54	BOS HERZEGOV	20	57	40
USA	17 480	63 135	40 601	MOROCCO	42	402	262
CANADA	388	1 786	1 156	TUNISIA	3 623	13 159	8 420
MEXICO	668	2 279	1 470	LIBYA	14	109	66
GUATEMALA	43	123	79	EGYPT	58	685	446
HONDURAS	1 908	3 444	2 200	SENEGAL	4	71	48
DOMINIC REP	1 002	1 976	1 285	NIGERIA	28	338	220
ANTIGUA	346	779	488	CAMEROON	9	94	62
JAMAICA	4 185	22 485	14 911	BURUNDI	4	48	34
COLOMBIA	1 618	7 784	4 977	ANGOLA	554	899	604
VENEZUELA	5	137	87	ETHIOPIA	18	248	161
ECUADOR	1 077	1 825	1 172	DJIBOUTI	62	147	90
PERU	4 491	14 800	9 530	KENYA	58	199	124
BRAZIL	22 959	57 426	36 494	MAURITIUS	61	240	155
CHILE	609	3 255	2 100	SOUTH AFRICA	81	1 271	823
BOLIVIA	666	2 247	1 483	LESOTHO	205	298	195
URUGUAY	50	341	226	USA	1 953	35 354	22 828
ARGENTINA	24	182	112	CANADA	742	12 152	7 902
CYPRUS	1 541	5 719	3 724	GREENLAND		93	38
LEBANON	1 338	3 344	2 102	MEXICO	80	1 640	1 079
SYRIA	9 419	18 389	11 899	BERMUDA	4	86	54
IRAN	2 546	6 229	4 044	PANAMA	9	52	34
ISRAEL	5 937	54 942	35 170	CUBA	28	396	262
JORDAN	53	66	44	JAMAICA	4	74	50
KUWAIT	126	137	95	NETH ANTILL	9	124	74
ARAB EMIRAT	40 928	66 862	42 617	VENEZUELA	67	375	237
OMAN	475	1 089	680	BRAZIL	13	165	101
AFGHANISTAN	44	142	88	CHILE	67	1 171	747
PAKISTAN	41 873	69 777	44 786	BOLIVIA	2	51	35
INDIA	63 460	183 303	103 594	URUGUAY	39	232	153
BANGLADESH	59 769	100 639	64 507	ARGENTINA	30	338	208
MALDIVES	1 780	5 379	3 430	CYPRUS	76	745	465
SRI LANKA	12 549	39 886	25 698	LEBANON	383	3 518	2 264
NEPAL	792	8 274	5 380	IRAN	19	183	118
THAILAND	52 127	199 654	128 115	ISRAEL	734	5 952	3 836
LAOS	1 779	3 800	2 432	JORDAN	65	581	369
VIETNAM	1 586	4 299	2 869	SAUDI ARABIA	384	5 596	3 556
CAMBODIA	3 892	9 784	6 437	KUWAIT	203	2 949	1 877
INDONESIA	46 873	145 351	94 014	BAHRAIN	73	762	476
MALAYSIA	20 261	75 592	48 355	QATAR	27	599	372
SINGAPORE	20 011	74 536	48 274	ARAB EMIRAT	606	6 216	3 822
				OMAN	2	74	48



## 6 IMPORTS AND EXPORTS (SPECIAL TRADE) BY GROUPS OF THE SITC-REV. III AND BY COUNTRIES OF PRODUCTION AND CONSUMPTION 1992

GROUP COUNTRY	DT = 100 KG	1 000 DM	1 000 \$	GROUP COUNTRY	DT = 100 KG	1 000 DM	1 000 \$
PAKISTAN	13	53	32	UNT0 KINGDOM	9 301	44 293	28 612
THAILAND	45	196	119	IRELAND	816	5 828	3 739
INDONESIA	2	142	89	DENMARK	4 350	21 919	14 124
MALAYSIA	15	204	132	GREECE	8 915	27 822	17 849
SINGAPORE	251	1 654	1 060	PORTUGAL	21 243	49 368	31 629
PHILIPPINES	3	50	31	SPAIN	2 336	14 099	9 188
CHINA	265	868	570	CANARY IS	66	404	258
SOUTH KOREA	72	1 440	941	ICELAND	316	2 476	1 595
JAPAN	740	23 553	15 302	NORWAY	1 528	10 561	6 806
TAIWAN	160	3 476	2 270	SWEDEN	2 332	19 367	12 445
HONG KONG	623	11 588	7 569	FINLAND	972	7 181	4 631
MACAO	3	85	53	SWITZERLAND	10 803	77 090	49 808
AUSTRALIA	89	2 124	1 338	AUSTRIA	15 114	108 733	70 140
NEW ZEALAND	7	112	66	ANDORRA	59	639	403
SHIPS SUPPL	26	52	32	MALTA	283	1 755	1 128
846 CLOTHING ACCESSRS,FABRIC				YUGOSLAVIA	10 221	35 837	21 988
IMPORTS	619 885	2 150 957	1 381 893	TURKEY	1 871	9 279	5 981
FRANCE	11 792	82 744	53 167	ESTONIA	33	170	105
BELGIUM LUX	3 709	12 733	8 232	LATVIA	107	480	325
NETHERLANDS	10 741	40 110	25 969	LITHUANIA	261	652	431
ITALY	165 716	710 379	456 776	SOVIET UNION	1 603	3 555	2 166
UNT0 KINGDOM	5 544	34 394	22 145	POLAND	4 758	24 134	15 521
IRELAND	1 020	7 019	4 474	CZECHOSLOVA	4 240	19 551	12 589
DENMARK	4 637	13 962	8 964	HUNGARY	13 684	47 839	30 693
GREECE	11 495	35 247	22 210	ROMANIA	2 026	8 307	5 375
PORTUGAL	60 528	127 481	81 386	BULGARIA	638	3 047	1 965
SPAIN	782	3 272	2 074	ALBANIA	54	383	244
ICELAND	15	149	95	UKRAINE	704	1 834	1 211
NORWAY	67	351	223	BELARUS	113	277	180
SWEDEN	492	5 353	3 445	RUSSIA	2 948	8 128	5 376
FINLAND	83	819	523	YUGOSLAVIA	1 749	6 316	4 046
SWITZERLAND	3 283	46 436	29 786	SLOVENIA	14 153	43 264	28 271
AUSTRIA	20 821	107 032	69 026	CROATIA	1 009	5 195	3 404
MALTA	87	120	72	BOS HERZEGOV	37	228	153
YUGOSLAVIA	17 438	63 892	39 207	MOROCCO	10 439	14 610	9 303
TURKEY	44 953	88 015	56 517	TUNISIA	9 116	29 028	18 509
LATVIA	64	59	37	EGYPT	131	596	377
SOVIET UNION	159	242	147	NIGERIA	1	56	34
POLAND	3 213	7 621	4 948	ETHIOPIA	72	194	124
CZECHOSLOVA	13 824	34 735	22 220	MAURITIUS	126	654	422
HUNGARY	8 877	33 093	21 450	ZAMBIA	304	275	169
ROMANIA	3 743	6 954	4 437	SOUTH AFRICA	39	358	226
BULGARIA	1 883	3 453	2 229	USA	2 730	21 197	13 712
UKRAINE	82	113	75	CANADA	645	4 030	2 613
BELARUS	179	276	182	MEXICO	54	573	364
RUSSIA	215	373	236	NETH ANTILL	7	51	31
YUGOSLAVIA	1 912	6 913	4 480	COLOMBIA	6	70	45
SLOVENIA	16 970	61 956	40 531	VENEZUELA	10	98	61
CROATIA	1 230	3 669	2 423	BRAZIL	14	148	96
BOS HERZEGOV	121	464	309	CHILE	69	380	243
MOROCCO	12 135	23 764	15 178	PARAGUAY	53	158	99
TUNISIA	6 396	24 328	15 495	URUGUAY	7	62	38
EGYPT	10	60	37	ARGENTINA	73	408	255
MAURITIUS	86	474	310	CYPRUS	124	908	584
ZIMBABWE	216	362	242	LEBANON	192	763	484
SOUTH AFRICA	2 732	4 770	3 061	IRAN	80	179	115
USA	9 167	33 936	21 556	ISRAEL	519	3 140	2 015
CANADA	232	782	494	JORDAN	20	119	75
MEXICO	29	112	70	SAUDI ARABIA	157	1 353	859
GUATEMALA	71	289	179	KUWAIT	67	566	355
HAITI	307	979	616	BAHRAIN	15	137	87
JAMAICA	20	126	87	QATAR	9	128	75
PERU	8	78	50	ARAB EMIRAT	182	1 095	687
BOLIVIA	17	97	64	PAKISTAN	7	78	50
URUGUAY	41	153	105	INDIA	11	68	40
SYRIA	401	1 419	907	SRI LANKA	877	4 023	2 523
ISRAEL	5 680	27 244	17 393	THAILAND	59	1 084	680
ARAB EMIRAT	562	1 277	812	VIETNAM	4	60	37
PAKISTAN	18 784	18 866	12 076	INDONESIA	7	250	153
INDIA	5 816	28 917	18 459	MALAYSIA	9	125	81
BANGLADESH	1 583	2 649	1 675	SINGAPORE	103	849	541
SRI LANKA	17 626	53 480	34 462	PHILIPPINES	79	396	251
NEPAL	97	222	138	MONGOLIA	9	108	75
THAILAND	6 693	19 705	12 685	CHINA	111	1 484	937
VIETNAM	86	340	216	SOUTH KOREA	48	764	485
INDONESIA	5 970	13 644	8 733	JAPAN	571	8 677	5 663
MALAYSIA	6 456	27 119	17 539	TAIWAN	120	2 012	1 288
SINGAPORE	119	618	403	HONG KONG	579	5 206	3 398
PHILIPPINES	3 004	9 676	6 314	AUSTRALIA	445	2 479	1 593
CHINA	43 233	110 094	71 518	NEW ZEALAND	81	417	266
NORTH KOREA	727	1 509	983	SHIPS SUPPL		1 465	935
SOUTH KOREA	30 993	118 316	76 189	848 CLOTHNG,NONTXTL;HEADGEAR			
JAPAN	2 026	19 605	12 574	IMPORTS	685 228	2 497 932	1 610 975
TAIWAN	10 450	35 540	22 957	FRANCE	7 524	45 706	29 523
HONG KONG	11 007	27 470	18 041	BELGIUM LUX	16 299	24 974	15 891
MACAO	1 342	3 114	2 028	NETHERLANDS	23 129	66 101	42 556
AUSTRALIA	6	120	74	ITALY	35 697	287 906	185 810
EXPORTS	220 612	1 056 598	680 047	UNT0 KINGDOM	7 944	51 829	33 239
FRANCE	11 786	79 869	51 647	IRELAND	397	2 721	1 755
BELGIUM LUX	10 061	61 111	39 413	DENMARK	927	5 340	3 426
NETHERLANDS	24 826	141 322	91 045	GREECE	3 025	127 858	82 995
ITALY	6 787	52 748	34 122	PORTUGAL	1 398	5 936	3 838
				SPAIN	2 711	10 539	6 765
				NORWAY	184	905	562



## 6 IMPORTS AND EXPORTS (SPECIAL TRADE) BY GROUPS OF THE SITC-REV. III AND BY COUNTRIES OF PRODUCTION AND CONSUMPTION 1992

GROUP COUNTRY	DT = 100 KG	1 000 DM	1 000 \$	GROUP COUNTRY	DT = 100 KG	1 000 DM	1 000 \$
SWEDEN	6 138	31 144	19 777	ALBANIA	15	64	40
FINLAND	318	8 489	5 612	UKRAINE	195	1 388	923
SWITZERLAND	800	7 925	5 111	BELARUS	21	192	124
AUSTRIA	12 472	44 297	28 681	RUSSIA	1 317	15 498	10 077
MALTA	204	4 706	3 071	GEORGIA	65	467	313
YUGOSLAVIA	3 786	16 767	10 323	KAZAKHSTAN	33	68	43
TURKEY	31 409	324 448	209 688	TURKMENISTAN	38	201	127
ESTONIA	6	78	53	YUGOSLAVIA	484	2 571	1 654
SOVIET UNION	15	693	425	SLOVENIA	774	2 566	1 687
POLAND	4 848	21 859	14 133	CROATIA	830	2 992	1 976
CZECHOSLOVA	7 220	28 252	18 330	BOS HERZEGOV	18	80	54
HUNGARY	4 327	36 042	23 264	MOROCCO	1 694	6 323	4 068
ROMANIA	258	3 585	2 370	ALGERIA	201	1 623	1 025
BULGARIA	212	1 112	724	TUNISIA	3 061	9 588	6 119
UKRAINE	68	1 624	1 069	LIBYA	23	50	33
RUSSIA	54	671	436	EGYPT	194	445	285
YUGOSLAVIA	4 535	12 529	8 154	GHANA	19	57	34
SLOVENIA	1 014	12 960	8 587	NIGERIA	178	700	437
CROATIA	394	6 299	4 184	ZAIRE	47	159	102
BOS HERZEGOV	96	669	454	RWANDA	34	76	47
MOROCCO	588	963	618	ETHIOPIA	11	87	55
TUNISIA	2 172	12 041	7 706	KENYA	87	82	53
EGYPT	181	552	361	TANZANIA	119	186	112
ETHIOPIA	34	187	118	MOZAMBIQUE	3	47	30
MAURITIUS	153	1 518	970	MADAGASCAR		71	47
SOUTH AFRICA	61	319	199	MAURITIUS	52	108	69
NAMIBIA	22	252	165	SOUTH AFRICA	146	627	396
USA	22 086	59 071	38 006	USA	2 842	20 410	13 133
CANADA	400	2 741	1 772	CANADA	285	3 171	2 051
MEXICO	490	1 275	820	GREENLAND	4	85	52
GUATEMALA	20	83	53	MEXICO	22	307	189
COLOMBIA	48	267	172	CUBA	3	71	42
VENEZUELA		76	48	COLOMBIA	5	85	53
ECUADOR	30	237	158	VENEZUELA	7	147	95
PERU	9	90	56	ECUADOR	33	52	33
BRAZIL	1 919	10 088	6 600	BRAZIL	45	167	107
CHILE	320	1 629	1 101	CHILE	142	1 076	690
BOLIVIA	14	119	74	URUGUAY	124	189	123
URUGUAY	2 736	25 452	16 746	ARGENTINA	18	242	155
ARGENTINA	868	5 574	3 679	CYPRUS	53	184	112
CYPRUS	167	113	76	LEBANON	129	965	629
ISRAEL	38	868	551	SYRIA	10	64	41
ARAB EMIRAT	313	2 043	1 360	IRAN	314	557	360
AFGHANISTAN	91	52	36	ISRAEL	164	648	414
PAKISTAN	22 901	107 797	68 955	JORDAN	74	181	114
INDIA	42 897	217 675	139 828	SAUDI ARABIA	366	1 019	644
BANGLADESH	19	57	39	KUWAIT	81	355	233
SRI LANKA	6 207	10 954	7 055	BAHRAIN	77	268	169
NEPAL	663	1 030	660	QATAR	24	123	82
THAILAND	35 325	40 027	25 807	ARAB EMIRAT	188	765	494
VIETNAM	2 172	832	547	OMAN	44	121	80
INDONESIA	4 289	16 694	10 773	PAKISTAN	44	150	94
MALAYSIA	103 764	93 733	60 449	INDIA	26	202	129
SINGAPORE	50	158	97	SRI LANKA	186	929	579
PHILIPPINES	1 188	6 189	4 089	THAILAND	40	415	266
CHINA	191 297	281 420	181 767	VIETNAM	83	3 180	1 961
NORTH KOREA	5	62	39	INDONESIA	19	395	254
SOUTH KOREA	33 679	313 540	201 715	MALAYSIA	161	2 156	1 427
JAPAN	3 566	25 771	16 473	BRUNEI	57	1 407	952
TAIWAN	13 748	27 061	17 532	SINGAPORE	113	3 136	2 002
HONG KONG	12 442	30 847	19 968	PHILIPPINES	67	118	74
MACAO	270	1 147	751	MONGOLIA	24	105	69
AUSTRALIA	371	2 392	1 564	CHINA	141	1 877	1 176
NEW ZEALAND	134	694	436	SOUTH KOREA	71	923	603
EXPORTS	117 261	797 170	515 713	JAPAN	462	18 572	12 002
FRANCE	7 206	48 235	31 223	TAIWAN	81	1 408	918
BELGIUM LUX	7 035	58 635	38 029	HONG KONG	380	7 195	4 588
NETHERLANDS	23 146	92 200	60 008	AUSTRALIA	100	1 255	798
ITALY	4 921	67 743	43 962	NEW ZEALAND	73	181	114
UNITED KINGDOM	4 125	29 099	18 639	SHIPS SUPPL	2	60	40
IRELAND	587	3 797	2 475	851 FOOTWEAR			
DENMARK	1 653	10 308	6 653	IMPORTS	2 524 679	8 095 894	5 205 068
GREECE	2 877	21 370	13 777	FRANCE	108 332	359 911	231 733
PORTUGAL	3 328	9 445	6 104	BELGIUM LUX	11 048	20 229	12 938
SPAIN	2 674	23 714	15 394	NETHERLANDS	83 157	198 305	127 847
CANARY IS	222	424	264	ITALY	746 077	2 794 239	1 799 908
ICELAND	171	818	523	UNITED KINGDOM	14 787	74 098	47 557
NORWAY	632	4 832	3 138	IRELAND	223	744	487
SWEDEN	1 318	10 288	6 642	DENMARK	6 009	35 040	22 516
FINLAND	601	3 143	1 993	GREECE	4 058	18 398	11 901
SWITZERLAND	8 530	99 500	64 398	PORTUGAL	203 469	806 573	517 578
AUSTRIA	12 817	108 539	70 523	SPAIN	148 324	493 202	315 925
ANDORRA	35	2 090	1 365	NORWAY	80	125	82
MALTA	175	1 169	744	SWEDEN	2 344	3 626	2 313
YUGOSLAVIA	1 143	3 595	2 207	FINLAND	647	2 602	1 685
TURKEY	1 668	9 636	6 162	SWITZERLAND	10 504	65 289	41 928
ESTONIA	57	252	160	AUSTRIA	66 528	408 083	263 238
LATVIA	28	291	190	MALTA	2 314	38 336	24 693
LITHUANIA	150	796	526	YUGOSLAVIA	25 921	99 282	61 016
SOVIET UNION	401	4 655	2 839	TURKEY	5 952	14 762	9 462
POLAND	3 420	16 921	10 948	ESTONIA	133	251	162
CZECHOSLOVA	6 866	21 388	13 842	LATVIA	4 713	7 900	4 990
HUNGARY	2 295	8 588	5 503	LITHUANIA	611	945	635
ROMANIA	1 546	11 189	7 284	SOVIET UNION	4 228	8 384	5 180
BULGARIA	703	2 520	1 629				



## 6 IMPORTS AND EXPORTS (SPECIAL TRADE) BY GROUPS OF THE SITC-REV. III AND BY COUNTRIES OF PRODUCTION AND CONSUMPTION 1992

GROUP COUNTRY	DT = 100 KG	1 000 DM	1 000 \$	GROUP COUNTRY	DT = 100 KG	1 000 DM	1 000 \$
POLAND	50 375	129 831	83 646	SLOVENIA	2 780	5 884	3 858
CZECHOSLOVAKIA	74 972	162 916	104 613	CROATIA	3 805	7 594	4 952
HUNGARY	56 741	270 330	173 246	BOS HERZEGOV	266	160	107
ROMANIA	14 142	36 043	23 239	MOROCCO	64	246	162
BULGARIA	6 060	13 752	9 061	ALGERIA	7	107	69
UKRAINE	1 046	1 320	890	TUNISIA	2 530	3 679	2 335
BELARUS	1 501	2 098	1 404	LIBYA	46	354	229
MOLDOVA	1 648	1 969	1 291	EGYPT	147	425	273
RUSSIA	2 840	6 733	4 481	CTE D IVOIRE	165	639	402
YUGOSLAVIA	16 663	50 251	32 714	GHANA	560	282	179
SLOVENIA	19 742	76 051	50 221	NIGERIA	216	516	329
CROATIA	13 982	59 613	39 397	ZAIRE	102	126	78
BOS HERZEGOV	352	1 889	1 270	ANGOLA	199	126	77
MOROCCO	4 129	4 078	2 566	ETHIOPIA	69	186	117
ALGERIA	684	2 484	1 657	DJIBOUTI	404	1 029	640
TUNISIA	12 477	47 376	30 382	KENYA	39	184	118
EGYPT	44	116	74	TANZANIA	56	82	46
MAURITIUS	24	91	56	MOZAMBIQUE	8	57	33
SOUTH AFRICA	786	1 940	1 272	REUNION	82	327	207
NAMIBIA	21	99	62	MAURITIUS	67	316	205
USA	10 409	38 867	24 907	ZIMBABWE	58	64	40
CANADA	416	1 509	984	SOUTH AFRICA	218	881	570
MEXICO	7 145	30 762	19 835	USA	21 698	111 915	71 862
DOMINIC REP	826	2 401	1 493	CANADA	3 939	21 354	13 653
COLOMBIA	5 138	22 145	14 197	GREENLAND	2	73	33
VENEZUELA	23	189	118	MEXICO	190	596	374
BRAZIL	42 330	148 660	95 762	BERMUDA	27	105	69
CHILE	429	1 582	1 075	PANAMA	104	428	270
URUGUAY	788	2 995	1 938	CUBA	37	224	136
ARGENTINA	169	841	542	MARTINIQUE	31	121	75
LEBANON	7	92	59	TRINIDAD TOB	42	96	67
SYRIA	210	89	58	ARUBA	20	141	87
IRAN	233	67	44	NETH ANTILL	63	380	240
ISRAEL	4 087	9 087	5 885	COLOMBIA	50	60	39
PAKISTAN	3 619	8 175	5 228	VENEZUELA	78	231	150
INDIA	33 604	139 313	89 113	SURINAME	26	82	53
BANGLADESH	4 670	2 866	1 806	FRENCH GUIAN	19	72	45
SRI LANKA	565	640	402	ECUADOR	7	51	34
THAILAND	81 929	166 675	106 022	BRAZIL	1 180	2 664	1 705
VIETNAM	17 030	17 843	11 358	CHILE	301	1 384	888
INDONESIA	72 847	146 794	93 904	PARAGUAY	78	293	184
MALAYSIA	4 468	6 657	4 235	URUGUAY	164	161	101
SINGAPORE	824	4 557	2 893	ARGENTINA	225	1 671	1 079
PHILIPPINES	7 528	17 346	11 131	CYPRUS	214	879	561
CHINA	342 339	555 475	359 194	LEBANON	220	1 105	706
NORTH KOREA	178	596	378	SYRIA	20	66	43
SOUTH KOREA	71 780	246 684	158 235	IRAN	41	129	86
JAPAN	745	2 796	1 790	ISRAEL	970	4 321	2 768
TAIWAN	71 072	180 471	114 115	JORDAN	158	232	152
HONG KONG	10 983	19 170	12 244	SAUDI ARABIA	536	3 514	2 224
MACAO	314	544	353	KUWAIT	247	1 729	1 107
AUSTRALIA	24	106	69	BAHRAIN	52	398	254
NEW ZEALAND	94	360	232	QATAR	72	560	351
EXPORTS	576 803	2 084 407	1 339 260	ARAB EMIRAT	785	4 981	3 187
FRANCE	37 117	175 000	112 462	OMAN	157	825	525
BELGIUM LUX	28 369	150 862	97 749	AFGHANISTAN	158	171	104
NETHERLANDS	50 392	239 891	154 353	PAKISTAN	163	196	123
ITALY	39 339	102 626	65 621	INDIA	1 859	2 684	1 716
UNITED KINGDOM	27 779	122 034	78 611	BANGLADESH	32	51	31
IRELAND	3 445	14 450	9 301	MALDIVES	57	123	84
DENMARK	16 692	64 356	41 653	THAILAND	974	1 586	1 010
GREECE	1 593	7 408	4 687	VIETNAM	6	59	36
PORTUGAL	27 274	64 626	41 276	INDONESIA	29	137	85
SPAIN	5 687	20 507	13 077	MALAYSIA	61	378	231
CANARY IS	96	525	336	SINGAPORE	787	4 555	2 900
CEUTA MEL	98	286	177	PHILIPPINES	13	133	81
ICELAND	597	2 972	1 891	CHINA	204	505	326
NORWAY	4 384	23 785	15 336	SOUTH KOREA	404	3 366	2 200
SWEDEN	7 390	38 704	24 876	JAPAN	2 261	14 816	9 497
FINLAND	4 192	22 285	14 263	TAIWAN	520	3 696	2 374
SWITZERLAND	35 610	179 788	115 673	HONG KONG	1 729	15 750	10 148
AUSTRIA	63 947	250 022	160 679	AUSTRALIA	800	5 490	3 482
ANDORRA	13	79	52	AUST OCEANIA	5	71	43
VATICAN CITY	50	45	31	NEW ZEALAND	105	600	381
MALTA	537	1 313	849	NEW CALEDON	22	91	56
YUGOSLAVIA	5 568	10 911	6 681	871 OPTICAL INSTRUMENTS, NES			
TURKEY	1 082	2 733	1 763	IMPORTS	27 266	619 516	396 695
ESTONIA	312	930	585	FRANCE	475	42 552	26 971
LATVIA	3 307	4 960	3 160	BELGIUM LUX	894	22 991	14 926
LITHUANIA	759	2 073	1 313	NETHERLANDS	964	26 784	17 396
SOVIET UNION	17 622	47 873	29 349	ITALY	417	5 838	3 748
POLAND	17 889	30 674	19 618	UNITED KINGDOM	1 995	50 927	32 638
CZECHOSLOVAKIA	22 254	44 748	28 596	IRELAND	47	451	285
HUNGARY	33 436	74 709	47 844	DENMARK	160	4 594	2 965
ROMANIA	7 200	9 082	5 767	GREECE	22	514	342
BULGARIA	1 396	2 719	1 740	PORTUGAL	538	19 490	12 466
ALBANIA	23	85	54	SPAIN	54	2 378	1 531
UKRAINE	7 327	14 680	9 670	NORWAY	41	20 876	13 302
BELARUS	1 556	3 199	2 087	SWEDEN	167	10 191	6 505
MOLDOVA	175	503	326	FINLAND	27	215	139
RUSSIA	43 054	105 547	69 006	SWITZERLAND	1 473	59 428	37 971
GEORGIA	160	413	255	AUSTRIA	232	10 407	6 668
KAZAKHSTAN	293	530	348	YUGOSLAVIA	27	362	223
KYRGYZSTAN	70	124	84	LITHUANIA	6	70	45
YUGOSLAVIA	4 509	6 747	4 404				



## 6 IMPORTS AND EXPORTS (SPECIAL TRADE) BY GROUPS OF THE SITC-REV. III AND BY COUNTRIES OF PRODUCTION AND CONSUMPTION 1992

GROUP COUNTRY	DT = 100 KG	1 000 DM	1 000 \$	GROUP COUNTRY	DT = 100 KG	1 000 DM	1 000 \$
SOVIET UNION	312	970	605	PARAGUAY	1	141	86
POLAND	113	1 273	821	URUGUAY	2	150	100
CZECHOSLOVA	79	1 548	991	ARGENTINA	65	3 552	2 277
HUNGARY	12	97	64	CYPRUS	6	269	169
ROMANIA	2	131	84	LEBANON	12	397	248
BULGARIA	15	477	308	SYRIA	20	84	53
RUSSIA	610	1 934	1 259	IRAN	215	9 679	6 102
SLOVENIA	6	293	186	ISRAEL	176	6 129	3 978
TANZANIA	2	64	41	JORDAN	27	332	217
USA	2 819	119 444	76 696	SAUDI ARABIA	62	3 093	1 999
CANADA	14	2 798	1 789	KUWAIT	23	1 486	969
MEXICO	40	400	257	BAHRAIN	18	65	42
CHILE	5	361	230	QATAR	2	240	151
ARGENTINA	1	56	37	ARAB EMIRAT	35	1 842	1 147
ISRAEL	177	1 807	1 142	OMAN	44	1 124	770
INDIA	14	53	35	YEMEN	17	174	110
THAILAND	51	362	238	PAKISTAN	43	1 058	700
MALAYSIA	6	161	101	INDIA	155	4 723	3 030
SINGAPORE	197	6 355	4 061	SRI LANKA	7	228	146
PHILIPPINES		214	142	THAILAND	67	3 088	2 010
CHINA	3 952	17 652	11 437	INDONESIA	28	623	412
SOUTH KOREA	808	9 353	6 012	MALAYSIA	53	2 191	1 389
JAPAN	7 867	150 546	95 981	SINGAPORE	326	4 163	2 675
TAIWAN	740	5 219	3 347	PHILIPPINES	2	351	217
HONG KONG	1 564	17 981	11 496	CHINA	138	5 575	3 589
MACAO	282	875	558	NORTH KOREA	4	126	79
AUSTRALIA	24	760	489	SOUTH KOREA	171	7 385	4 728
EXPORTS	35 220	913 555	587 728	JAPAN	1 948	51 697	33 326
FRANCE	3 266	102 532	66 353	TAIWAN	364	10 419	6 720
BELGIUM LUX	1 304	24 608	15 798	HONG KONG	156	4 655	2 988
NETHERLANDS	1 703	44 834	28 929	AUSTRALIA	309	8 417	5 391
ITALY	2 471	64 825	41 533	NEW ZEALAND	45	867	586
UNITED KINGDOM	2 232	50 447	32 322	NEW CALEDON		89	57
IRELAND	27	1 058	680	872 MEDICAL INSTRUMENTS NES			
DENMARK	728	29 717	19 044	IMPORTS	353 809	2 616 478	1 677 719
GREECE	303	12 064	7 662	FRANCE	28 498	185 358	118 467
PORTUGAL	574	13 798	8 847	BELGIUM LUX	15 298	68 619	44 046
SPAIN	1 433	23 751	15 234	NETHERLANDS	25 924	182 829	117 685
CANARY IS	24	521	331	ITALY	44 295	197 043	125 823
ICELAND	3	98	59	UNITED KINGDOM	17 432	136 061	87 484
NORWAY	484	9 331	6 030	IRELAND	15 373	79 862	51 370
SWEDEN	576	19 177	12 349	DENMARK	30 208	115 396	73 836
FINLAND	375	6 275	4 045	GREECE	61	416	261
SWITZERLAND	3 436	83 392	53 688	PORTUGAL	5 176	16 032	10 233
AUSTRIA	1 722	25 536	16 449	SPAIN	6 975	18 413	11 820
ANDORRA	4	725	457	NORWAY	223	1 629	1 041
GIBRALTAR		59	38	SWEDEN	13 579	119 157	76 679
MALTA	4	118	76	FINLAND	2 644	35 631	22 777
YUGOSLAVIA	10	623	381	SWITZERLAND	19 680	212 585	136 340
TURKEY	275	4 306	2 788	AUSTRIA	7 689	62 661	40 070
LITHUANIA	2	112	76	YUGOSLAVIA	292	1 053	652
SOVIET UNION	53	3 185	1 948	TURKEY	399	1 292	810
POLAND	290	3 175	2 039	LITHUANIA	7	44	30
CZECHOSLOVA	197	4 084	2 647	SOVIET UNION	13	101	64
HUNGARY	119	1 828	1 178	POLAND	4 554	6 516	4 180
ROMANIA		82	51	CZECHOSLOVA	7 600	9 609	6 201
BULGARIA	15	388	247	HUNGARY	3 978	16 526	10 630
UKRAINE		49	34	ROMANIA	28	66	43
RUSSIA	94	3 659	2 331	BULGARIA	26	370	238
YUGOSLAVIA	1	51	32	UKRAINE	6	103	68
SLOVENIA	6	285	184	RUSSIA	121	429	271
CROATIA	15	118	78	YUGOSLAVIA	47	125	78
MOROCCO	8	336	219	SLOVENIA	93	472	306
ALGERIA	10	600	381	CROATIA	14	87	57
TUNISIA	9	463	293	SOUTH AFRICA	63	252	160
LIBYA	32	1 206	790	USA	36 061	609 667	391 025
EGYPT	78	2 124	1 376	CANADA	398	4 211	2 705
GHANA		67	42	MEXICO	29	97	63
NIGERIA	7	374	239	NETH ANTILL	3	60	38
GABON	5	70	45	VENEZUELA	1	50	31
RWANDA	6	259	161	BRAZIL	150	1 176	753
ETHIOPIA	3	115	71	CHILE		53	33
KENYA	7	307	198	URUGUAY	76	644	409
UGANDA	3	160	102	ARGENTINA	2	119	76
TANZANIA		114	75	CYPRUS	73	257	159
REUNION	3	78	49	ISRAEL	354	9 392	6 066
MAURITIUS	1	98	60	SAUDI ARABIA	5	59	37
ZIMBABWE	30	251	161	PAKISTAN	2 634	20 250	12 961
SOUTH AFRICA	118	3 084	1 967	INDIA	93	637	417
NAMIBIA	3	63	41	THAILAND	1 967	4 150	2 682
USA	6 971	194 935	125 291	INDONESIA	54	83	54
CANADA	318	8 299	5 349	MALAYSIA	23 020	106 382	68 440
MEXICO	226	5 699	3 724	SINGAPORE	251	1 947	1 272
EL SALVADOR	3	216	133	CHINA	9 352	10 964	7 130
NICARAGUA	3	51	32	SOUTH KOREA	3 321	9 251	5 852
COSTA RICA	3	124	79	JAPAN	19 846	351 478	225 024
CUBA	10	577	372	TAIWAN	2 666	6 044	3 862
NETH ANTILL		62	38	HONG KONG	2 942	5 953	3 816
COLOMBIA	31	1 464	959	AUSTRALIA	114	2 723	1 738
VENEZUELA	27	1 352	879	NEW ZEALAND	69	1 799	1 168
ECUADOR	73	1 245	833	EXPORTS	341 493	3 817 204	2 450 427
PERU	38	298	191	FRANCE	33 084	326 179	209 999
BRAZIL	270	12 159	7 972				
CHILE	620	7 567	4 878				
BOLIVIA		59	38				



## 6 IMPORTS AND EXPORTS (SPECIAL TRADE) BY GROUPS OF THE SITC-REV. III AND BY COUNTRIES OF PRODUCTION AND CONSUMPTION 1992

GROUP COUNTRY	DT = 100 KG	1 000 DM	1 000 \$	GROUP COUNTRY	DT = 100 KG	1 000 DM	1 000 \$
BELGIUM LUX	16 499	118 704	75 970	COLOMBIA	352	7 479	4 864
NETHERLANDS	39 243	205 404	131 735	VENEZUELA	277	6 568	4 206
ITALY	24 118	343 041	219 544	ECUADOR	424	3 362	2 227
UNTO KINGDOM	11 147	148 769	95 484	PERU	154	3 834	2 468
IRELAND	1 925	23 998	15 592	BRAZIL	665	20 059	12 820
DENMARK	6 993	56 691	36 361	CHILE	597	11 869	7 546
GREECE	2 178	35 503	22 776	BOLIVIA	105	943	599
PORTUGAL	5 907	31 694	20 275	PARAGUAY	24	866	548
SPAIN	15 041	146 221	93 738	URUGUAY	159	1 777	1 131
CANARY IS	118	1 857	1 192	ARGENTINA	1 499	15 607	10 110
CEUTA MEL	11	121	76	FALKLAND IS	1	85	58
ICELAND	169	1 824	1 175	CYPRUS	215	2 665	1 699
NORWAY	3 690	36 768	23 493	LEBANON	326	4 370	2 782
SWEDEN	6 534	70 192	44 954	SYRIA	444	4 444	2 858
FINLAND	3 647	31 997	20 519	IRAQ	84	517	327
SWITZERLAND	21 162	180 965	116 343	IRAN	17 090	98 210	63 121
AUSTRIA	32 304	252 457	161 954	ISRAEL	2 464	19 377	12 470
ANDORRA	66	494	324	JORDAN	352	6 089	3 912
GIBRALTAR	2	58	37	SAUDI ARABIA	2 758	42 477	27 325
MALTA	86	938	592	KUWAIT	593	6 687	4 366
YUGOSLAVIA	968	14 136	8 674	BAHRAIN	118	1 881	1 069
TURKEY	2 266	43 538	27 847	QATAR	25	913	580
ESTONIA	72	671	449	ARAB EMIRAT	540	7 415	4 747
LATVIA	32	151	98	OMAN	455	2 878	1 868
LITHUANIA	241	2 493	1 633	YEMEN	156	1 262	831
SOVIET UNION	4 846	32 701	20 127	PAKISTAN	1 343	12 637	8 064
POLAND	4 619	55 877	35 658	INDIA	426	17 261	11 149
CZECHOSLOVAKIA	4 583	55 723	35 791	BANGLADESH	241	671	440
HUNGARY	2 801	34 260	21 954	SRI LANKA	62	4 047	2 525
ROMANIA	1 437	6 630	4 264	NEPAL	29	202	130
BULGARIA	715	11 899	7 605	MYANMAR	5	90	56
ALBANIA	5	75	47	THAILAND	753	14 365	9 234
UKRAINE	159	3 804	2 442	VIETNAM	172	191	123
BELARUS	198	1 364	920	CAMBODIA	6	85	39
RUSSIA	3 582	40 095	26 404	INDONESIA	521	7 187	4 610
AZERBAIJAN	20	1 080	686	MALAYSIA	3 298	21 669	14 046
KAZAKHSTAN	22	246	160	BRUNEI	107	971	615
UZBEKISTAN	3	102	65	SINGAPORE	915	14 042	9 115
TADJIKISTAN	96	146	94	PHILIPPINES	242	2 412	1 562
YUGOSLAVIA	383	4 293	2 748	MONGOLIA	25	81	54
SLOVENIA	887	8 870	5 840	CHINA	378	12 975	8 415
CROATIA	1 189	6 775	4 478	NORTH KOREA	25	492	326
BOS HERZEGOV	6	216	144	SOUTH KOREA	969	21 505	13 804
MOROCCO	281	4 180	2 680	JAPAN	5 682	196 612	126 495
ALGERIA	5 000	7 805	5 128	TAIWAN	1 154	28 031	17 957
TUNISIA	1 058	6 662	4 254	HONG KONG	837	22 960	14 869
LIBYA	2 358	20 390	12 947	AUSTRALIA	1 727	36 084	23 288
EGYPT	1 170	17 959	11 582	PAPUA NEW G	13	67	43
SUDAN	320	675	437	NEW ZEALAND	113	3 000	1 927
BURKINA FASO	8	99	62	NEW CALEDON	1	81	54
NIGER	8	62	41	FR POLYNESIA	2	120	77
SENEGAL	19	160	97				
SIERRA LEONE	58	75	48				
LIBERIA	38	101	65				
CTE D IVOIRE	38	123	78				
GHANA	442	3 500	2 264				
TOGO	12	85	54				
NIGERIA	1 374	5 977	3 816				
CAMEROON	129	395	254				
GABON	31	129	81				
ZAIRE	166	330	211				
RWANDA	33	250	161				
BURUNDI	3	55	35				
ANGOLA	423	1 363	867				
ETHIOPIA	154	444	287				
KENYA	240	630	444				
UGANDA	83	581	388				
TANZANIA	147	1 307	814				
SEYCHELLES	32	164	103				
MOZAMBIQUE	167	1 102	724				
MADAGASCAR	1	59	40				
REUNION	10	152	97				
MAURITIUS	49	664	429				
ZAMBIA	113	212	140				
ZIMBABWE	805	1 950	1 259				
MALAWI	200	182	117				
SOUTH AFRICA	1 897	22 961	14 793				
NAMIBIA	96	202	133				
BOTSWANA	116	397	245				
USA	19 131	630 479	404 823				
CANADA	1 103	25 629	16 454				
MEXICO	1 522	22 994	14 855				
GUATEMALA	59	658	419				
HONDURAS	5	87	56				
EL SALVADOR	53	1 912	1 226				
NICARAGUA	4	94	59				
COSTA RICA	47	1 501	970				
PANAMA	16	559	363				
CUBA	299	1 798	1 161				
HAITI	29	43	30				
DOMINIC REP	6	134	85				
MARTINIQUE	14	158	100				
JAMAICA	15	284	183				
BARBADOS	9	68	44				
TRINIDAD TOB	13	114	75				
ARUBA	9	110	73				
NETH ANTILL	23	323	207				



6 IMPORTS AND EXPORTS (SPECIAL TRADE) BY GROUPS OF THE SITC-REV. III AND BY COUNTRIES OF PRODUCTION AND CONSUMPTION 1992

GROUP COUNTRY	DT = 100 KG	1 000 DM	1 000 \$	GROUP COUNTRY	DT = 100 KG	1 000 DM	1 000 \$
AUSTRALIA	5	58	34	874 MEASURE, CONTROL INSTRMNT			
NEW ZEALAND	157	1 885	1 223				
EXPORTS	128 190	881 390	564 780	IMPORTS	482 627	6 712 952	4 301 902
FRANCE	10 151	116 991	74 776	FRANCE	80 050	786 462	503 627
BELGIUM LUX	8 449	91 644	58 848	BELGIUM LUX	28 333	169 202	108 429
NETHERLANDS	17 097	77 333	49 614	NETHERLANDS	32 417	403 960	259 083
ITALY	7 625	62 281	39 760	ITALY	45 334	310 760	199 306
UNTD KINGDOM	5 421	63 823	41 017	UNTD KINGDOM	31 089	611 305	391 954
IRELAND	756	4 394	2 820	IRELAND	3 729	65 876	42 039
DENMARK	3 507	17 790	11 377	DENMARK	15 178	224 362	144 206
GREECE	1 026	4 923	3 170	GREECE	104	2 688	1 723
PORTUGAL	1 835	12 766	8 212	PORTUGAL	1 939	8 030	5 144
SPAIN	6 184	47 453	30 344	SPAIN	12 258	124 090	79 447
CANARY IS	100	422	267	ICELAND	83	359	224
ICELAND	356	1 782	1 132	NORWAY	1 477	37 222	23 781
NORWAY	1 459	10 752	6 827	SWEDEN	7 206	156 468	100 111
SWEDEN	7 321	54 729	35 113	FINLAND	1 468	40 888	26 130
FINLAND	1 307	8 298	5 272	SWITZERLAND	38 891	834 330	535 015
SWITZERLAND	7 772	39 395	25 177	AUSTRIA	25 425	316 768	203 256
AUSTRIA	8 716	45 467	29 140	MALTA	29	979	633
ANDORRA	5	96	63	YUGOSLAVIA	3 014	10 778	6 619
YUGOSLAVIA	372	4 702	2 890	TURKEY	1 078	8 617	5 519
TURKEY	730	6 013	3 870	ESTONIA	17	77	49
LATVIA	49	108	69	LATVIA	316	1 762	1 114
SOVIET UNION	71	1 046	637	LITHUANIA	33	106	70
POLAND	1 802	10 298	6 635	SOVIET UNION	224	2 809	1 694
CZECHOSLOVA	7 019	41 272	26 440	POLAND	7 768	21 384	13 697
HUNGARY	4 806	12 388	7 866	CZECHOSLOVA	11 414	29 695	19 232
ROMANIA	3 565	1 507	985	HUNGARY	3 948	11 394	7 357
BULGARIA	174	904	574	ROMANIA	702	1 085	710
ALBANIA	487	335	222	BULGARIA	278	1 152	736
UKRAINE	18	173	111	UKRAINE	25	135	89
BELARUS	5	97	61	RUSSIA	355	2 210	1 449
RUSSIA	232	2 058	1 351	YUGOSLAVIA	968	2 447	1 519
YUGOSLAVIA	218	1 388	889	SLOVENIA	4 788	16 288	10 746
SLOVENIA	353	3 297	2 181	CROATIA	727	2 956	1 931
CROATIA	102	1 210	811	ALGERIA		77	48
MOROCCO	184	403	263	TUNISIA	31	631	400
ALGERIA	19	312	198	EGYPT	12	339	219
TUNISIA	85	337	225	SENEGAL	2	53	33
LIBYA	20	460	292	NIGERIA	18	262	165
EGYPT	99	1 789	1 126	CAMEROON		121	75
SUDAN	3	90	61	RWANDA	1	325	225
SIERRA LEONE	2	55	36	KENYA		51	34
GHANA	81	169	115	MAURITIUS		51	33
NIGERIA	33	433	278	ZAMBIA		68	43
CAMEROON	613	509	319	ZIMBABWE		154	98
ZAIRE	6	78	53	SOUTH AFRICA	197	4 348	2 775
KENYA	2	78	50	NAMIBIA		60	41
UGANDA	4	207	131	USA	56 750	1 584 142	1 002 094
TANZANIA	1	82	52	CANADA	587	27 037	17 320
MAURITIUS	25	139	88	MEXICO	105	2 549	1 633
SOUTH AFRICA	1 313	9 990	6 428	CUBA	2	89	57
USA	2 648	31 014	19 901	COLOMBIA	1	57	35
CANADA	87	3 351	2 117	VENEZUELA	11	682	428
MEXICO	576	5 756	3 684	FRENCH GUIAN	30	3 524	2 234
COSTA RICA	1	66	42	BRAZIL	919	6 691	4 302
CUBA	11	155	97	CHILE	12	864	543
NETH ANTILL	5	230	139	ARGENTINA	8	111	70
COLOMBIA	62	666	432	CYPRUS	6	3 746	2 406
VENEZUELA	598	3 695	2 349	IRAN	10	176	111
ECUADOR	2	74	49	ISRAEL	2 124	28 880	18 290
PERU	7	116	74	JORDAN	1	603	388
BRAZIL	382	6 588	4 269	SAUDI ARABIA	63	2 565	1 644
CHILE	198	1 002	647	KUWAIT	3	237	151
BOLIVIA	68	129	84	BAHRAIN	6	1 104	723
URUGUAY	6	119	76	QATAR		88	58
ARGENTINA	43	1 232	804	ARAB EMIRAT	15	1 664	1 070
CYPRUS	11	137	85	OMAN		73	46
LEBANON	160	608	407	PAKISTAN	9	129	83
SYRIA	23	273	168	INDIA	356	7 106	4 556
IRAN	3 089	12 464	8 145	THAILAND	646	7 894	5 052
ISRAEL	660	2 358	1 511	INDONESIA	9	919	591
JORDAN	3 553	8 165	5 323	MALAYSIA	4 858	49 751	32 038
SAUDI ARABIA	279	1 925	1 237	BRUNEI	17	607	383
KUWAIT	5	394	248	SINGAPORE	2 276	57 303	37 174
ARAB EMIRAT	62	571	366	PHILIPPINES	3 198	17 794	11 255
OMAN	18	126	82	CHINA	9 441	45 447	29 207
YEMEN	37	215	136	SOUTH KOREA	4 273	23 593	15 057
PAKISTAN	38	444	290	JAPAN	26 930	580 147	371 027
INDIA	50	964	617	TAIWAN	6 552	27 895	17 835
THAILAND	484	3 903	2 451	HONG KONG	1 980	14 887	9 593
VIETNAM	154	178	118	AUSTRALIA	446	19 506	12 406
INDONESIA	123	1 280	834	NEW ZEALAND	35	1 131	718
MALAYSIA	213	1 665	1 063	EXPORTS	680 910	11 440 466	7 342 673
SINGAPORE	515	3 034	1 934	FRANCE	97 986	1 376 582	882 681
PHILIPPINES	102	329	215	BELGIUM LUX	35 487	504 819	323 387
CHINA	164	1 904	1 205	NETHERLANDS	39 887	647 681	415 056
SOUTH KOREA	1 469	10 501	6 735	ITALY	59 996	1 131 261	723 961
JAPAN	184	4 400	2 803	UNTD KINGDOM	48 220	833 212	535 026
TAIWAN	78	1 473	952	IRELAND	1 977	40 583	26 006
HONG KONG	53	1 075	683	DENMARK	10 886	208 430	133 465
AUSTRALIA	447	5 302	3 385	GREECE	5 057	66 921	43 111
NEW ZEALAND	90	529	338	PORTUGAL	6 438	95 873	61 506



## 6 IMPORTS AND EXPORTS (SPECIAL TRADE) BY GROUPS OF THE SITC-REV. III AND BY COUNTRIES OF PRODUCTION AND CONSUMPTION 1992

GROUP COUNTRY	DT = 100 KG	1 000 DM	1 000 \$	GROUP COUNTRY	DT = 100 KG	1 000 DM	1 000 \$
SPAIN	34 407	538 529	344 836	JAMAICA	16	282	181
CANARY IS	218	1 924	1 245	BARBADOS	3	81	50
CEUTA MEL	27	306	193	TRINIDAD TOB	116	1 121	724
ICELAND	240	2 890	1 851	NETH ANTILL	10	408	258
NORWAY	5 302	88 378	56 707	COLOMBIA	581	11 851	7 634
SWEDEN	23 820	458 603	294 277	VENEZUELA	988	18 622	11 982
FINLAND	6 515	128 231	82 505	SURINAME	44	88	56
SWITZERLAND	37 000	645 741	414 268	FRENCH GUIAN	4	52	34
AUSTRIA	42 537	590 128	380 045	ECUADOR	1 145	7 801	5 006
ANDORRA	6	264	169	PERU	208	3 787	2 433
GIBRALTAR		55	34	BRAZIL	5 585	121 987	78 595
MALTA	155	3 474	2 227	CHILE	1 269	26 474	16 976
YUGOSLAVIA	1 685	19 549	11 964	BOLIVIA	85	1 174	743
TURKEY	6 438	96 747	62 062	PARAGUAY	115	1 618	1 057
ESTONIA	5	235	145	URUGUAY	144	1 722	1 105
LATVIA	97	945	607	ARGENTINA	1 297	35 787	23 095
LITHUANIA	64	1 705	1 141	CYPRUS	136	6 876	4 443
SOVIET UNION	3 630	51 741	31 809	LEBANON	241	2 384	1 529
POLAND	5 123	82 823	53 243	SYRIA	473	8 995	5 857
CZECHOSLOVA	14 949	190 666	122 512	IRAN	7 356	127 632	82 287
HUNGARY	4 917	77 647	49 922	ISRAEL	2 309	47 810	30 491
ROMANIA	982	34 224	22 428	JORDAN	185	3 442	2 204
BULGARIA	699	13 013	8 404	SAUDI ARABIA	2 703	60 974	38 930
ALBANIA	5	82	52	KUWAIT	671	13 179	8 485
UKRAINE	201	4 079	2 690	BAHRAIN	203	4 822	3 067
BELARUS	789	8 999	6 179	QATAR	116	3 650	2 408
MOLDOVA	1	52	33	ARAB EMIRAT	940	21 006	13 545
RUSSIA	6 029	95 323	62 216	OMAN	179	3 923	2 533
AZERBAIJAN	19	378	244	YEMEN	290	2 362	1 553
KAZAKHSTAN	129	3 143	2 031	AFGHANISTAN	8	66	42
UZBEKISTAN	1	83	50	PAKISTAN	617	11 779	7 541
YUGOSLAVIA	357	6 447	4 136	INDIA	2 558	80 577	51 409
SLOVENIA	932	13 960	9 183	BANGLADESH	83	1 757	1 123
CROATIA	1 019	8 461	5 605	MALDIVES		126	85
MOROCCO	355	7 503	4 788	SRI LANKA	201	4 408	2 852
ALGERIA	2 077	28 475	18 071	NEPAL	41	933	595
TUNISIA	696	8 218	5 240	BHUTAN	26	359	237
LIBYA	694	14 413	9 200	MYANMAR	4	252	157
EGYPT	2 256	34 515	22 381	THAILAND	1 983	40 300	25 871
SUDAN	15	554	347	VIETNAM	53	1 768	1 124
MAURITANIA	1	108	72	CAMBODIA	3	124	80
MALI	4	149	91	INDONESIA	1 560	57 180	36 937
BURKINA FASO	10	152	96	MALAYSIA	2 237	32 478	20 830
NIGER	16	342	221	BRUNEI	26	1 347	841
CHAD	3	84	53	SINGAPORE	3 515	81 612	52 405
CAPE VERDE	6	298	188	PHILIPPINES	1 341	23 311	14 912
SENEGAL	8	1 417	947	MONGOLIA		61	41
GAMBIA	9	87	57	CHINA	6 959	134 896	86 653
GUINEA	4	184	114	NORTH KOREA	158	2 131	1 340
SIERRA LEONE	1	67	41	SOUTH KOREA	9 873	171 132	110 130
LIBERIA	2	52	33	JAPAN	14 344	337 119	216 379
CTE D IVOIRE	46	648	414	TAIWAN	5 888	116 016	75 053
GHANA	68	1 335	867	HONG KONG	3 754	63 593	40 976
TOGO	5	158	101	MACAO	13	350	227
BENIN	1	73	49	AUSTRALIA	5 809	110 872	71 073
NIGERIA	649	11 441	7 285	PAPUA NEW G	5	274	175
CAMEROON	43	1 696	1 129	NEW ZEALAND	583	9 675	6 201
CENT AFR REP	2	57	36	SOLOMON IS		47	30
GABON	45	752	475	NEW CALEDON	8	135	82
CONGO	17	136	82	FIJI	1	80	50
ZAIRE	28	406	266	FR POLYNESIA	29	109	69
RWANDA	22	1 048	677				
BURUNDI	11	381	243	881 PHOTOGRAPH APPAR.ETC.NES			
ANGOLA	72	733	467	IMPORTS	116 005	1 456 238	933 004
ETHIOPIA	50	1 114	715	FRANCE	2 481	23 032	14 792
DJIBOUTI		65	39	BELGIUM LUX	2 732	35 776	23 117
KENYA	59	1 807	1 169	NETHERLANDS	7 482	79 391	50 713
UGANDA	32	500	317	ITALY	9 867	55 303	35 221
TANZANIA	83	1 554	1 005	UNITD KINGDOM	5 069	48 417	31 048
MOZAMBIQUE	8	227	147	IRELAND	202	1 576	994
MADAGASCAR	8	241	155	DENMARK	4 262	37 055	23 710
REUNION	45	479	297	GREECE	31	476	306
MAURITIUS	52	621	389	PORTUGAL	9 572	32 396	20 649
ZAMBIA	46	551	358	SPAIN	564	2 590	1 663
ZIMBABWE	154	2 589	1 658	NORWAY	155	4 302	2 736
MALAWI	11	420	270	SWEDEN	718	8 894	5 675
SOUTH AFRICA	4 548	76 408	49 050	FINLAND	47	574	383
NAMIBIA	23	410	257	SWITZERLAND	2 227	42 814	27 372
BOTSWANA	32	929	607	AUSTRIA	877	14 579	9 354
SWAZILAND	7	270	178	MALTA	18	124	83
LESOTHO	8	258	161	YUGOSLAVIA	660	2 647	1 614
USA	64 111	1 098 431	705 845	TURKEY	3	227	158
CANADA	3 432	74 082	47 418	SOVIET UNION	14	68	41
GREENLAND	1	362	224	POLAND	32	115	73
MEXICO	6 964	150 594	97 366	CZECHOSLOVA	4 699	5 180	3 352
BERMUDA	4	49	34	HUNGARY	195	264	174
GUATEMALA	159	2 305	1 500	ALBANIA	3	78	50
HONDURAS	34	715	463	RUSSIA	79	452	291
EL SALVADOR	100	1 308	846	YUGOSLAVIA	136	594	385
NICARAGUA	128	984	628	SLOVENIA	1 157	3 215	2 096
COSTA RICA	100	3 287	2 083	ALGERIA		53	33
PANAMA	54	1 191	766	SOUTH AFRICA	8	381	246
CUBA	79	2 568	1 618	USA	13 366	173 886	110 493
DOMINIC REP	36	627	399	CANADA	149	2 108	1 346
AM VIRGIN IS		80	52	MEXICO	89	1 030	679
GUADELOUPE	10	128	82				
MARTINIQUE	3	124	72				



## 6 IMPORTS AND EXPORTS (SPECIAL TRADE) BY GROUPS OF THE SITC-REV. III AND BY COUNTRIES OF PRODUCTION AND CONSUMPTION 1992

GROUP COUNTRY	DT = 100 KG	1 000 DM	1 000 \$	GROUP COUNTRY	DT = 100 KG	1 000 DM	1 000 \$
NICARAGUA	1	80	51	ARGENTINA	821	8 368	5 327
PANAMA	11	545	349	CYPRUS	94	739	466
BRAZIL	222	3 843	2 475	LEBANON	57	689	438
ARGENTINA	2	304	201	SYRIA	23	316	192
SYRIA	1	61	38	IRAN	1 331	18 317	11 658
IRAN	1	198	119	ISRAEL	486	4 951	3 176
ISRAEL	72	2 996	1 926	JORDAN	56	392	258
SAUDI ARABIA	1	248	163	SAUDI ARABIA	596	4 391	2 782
THAILAND	1 579	13 081	8 365	KUWAIT	294	2 476	1 581
INDONESIA	577	8 246	5 393	BAHRAIN	16	149	95
MALAYSIA	1 114	28 721	18 615	QATAR	8	70	45
SINGAPORE	61	1 309	846	ARAB EMIRAT	229	2 303	1 462
PHILIPPINES	59	1 476	949	OMAN	26	1 920	1 231
CHINA	6 954	30 025	19 232	YEMEN	18	290	180
SOUTH KOREA	1 324	27 877	17 926	PAKISTAN	88	423	270
JAPAN	26 013	587 733	376 881	INDIA	71	1 911	1 205
TAIWAN	6 309	73 218	46 861	SRI LANKA	27	224	143
HONG KONG	4 711	97 842	63 237	NEPAL	3	873	549
MACAO	50	225	141	THAILAND	393	3 638	2 340
AUSTRALIA	30	354	223	VIETNAM	8	129	79
EXPORTS	130 312	1 374 311	880 923	CAMBODIA	7	403	271
FRANCE	14 323	150 635	96 282	INDONESIA	221	1 408	877
BELGIUM LUX	7 076	65 566	42 035	MALAYSIA	290	2 139	1 371
NETHERLANDS	9 003	92 624	59 531	BRUNEI	6	65	41
ITALY	12 839	114 464	73 033	SINGAPORE	1 928	18 470	11 916
UNITED KINGDOM	12 382	144 429	93 098	PHILIPPINES	132	937	587
IRELAND	352	4 038	2 583	CHINA	588	5 988	3 864
DENMARK	2 375	31 338	20 125	NORTH KOREA	18	1 098	732
GREECE	1 969	19 281	12 369	SOUTH KOREA	823	10 368	6 674
PORTUGAL	2 470	27 953	17 963	JAPAN	2 140	60 853	38 789
SPAIN	7 534	68 649	43 599	TAIWAN	894	11 283	7 255
CANARY IS	244	1 982	1 258	HONG KONG	1 522	23 842	15 225
CEUTA MEL	15	92	59	AUSTRALIA	930	10 617	6 808
ICELAND	46	584	377	NEW ZEALAND	188	2 032	1 294
NORWAY	1 487	13 015	8 366	NEW CALEDON	14	74	49
SWEDEN	2 825	27 249	17 480	FR POLYNESIA	8	54	33
FINLAND	1 093	8 875	5 618	882 PHOTO.CINEMATOGPH. SUPPL			
SWITZERLAND	6 188	59 113	38 017	IMPORTS	1 005 683	2 532 894	1 625 719
AUSTRIA	6 692	61 998	39 799	FRANCE	126 787	238 002	152 487
ANDORRA	111	2 532	1 633	BELGIUM LUX	170 040	265 276	170 469
MALTA	26	313	200	NETHERLANDS	126 875	387 935	248 776
YUGOSLAVIA	68	971	594	ITALY	46 465	120 327	77 021
TURKEY	619	4 327	2 771	UNITED KINGDOM	175 463	350 839	226 236
LATVIA	57	218	145	IRELAND	17 594	14 217	9 146
LITHUANIA	7	110	68	DENMARK	670	3 228	2 064
SOVIET UNION	60	1 182	726	GREECE	520	2 427	1 537
POLAND	2 832	22 228	14 167	PORTUGAL	28	284	178
CZECHOSLOVAKIA	6 542	21 710	13 969	SPAIN	6 783	19 489	12 507
HUNGARY	645	6 365	4 076	NORWAY	115	135	83
ROMANIA	246	1 065	682	SWEDEN	3 008	12 563	7 972
BULGARIA	211	1 694	1 081	FINLAND	15 693	7 496	4 719
UKRAINE	63	1 229	821	SWITZERLAND	16 589	72 484	46 284
MOLDOVA		49	35	AUSTRIA	504	31 142	19 994
RUSSIA	396	3 464	2 268	YUGOSLAVIA	42	372	229
AZERBAIJAN	67	364	243	TURKEY	57	640	415
YUGOSLAVIA	34	517	330	SOVIET UNION	100	163	103
SLOVENIA	154	1 198	795	POLAND	11	187	120
CROATIA	101	594	397	CZECHOSLOVAKIA	260	835	548
MOROCCO	61	502	318	HUNGARY	31	165	102
ALGERIA	35	623	395	ROMANIA	136	348	222
TUNISIA	59	520	331	BULGARIA	35	120	78
LIBYA	123	1 223	767	SLOVENIA		307	200
EGYPT	243	1 980	1 277	CROATIA	161	585	377
SUDAN	8	77	47	EGYPT	89	245	159
COTE D'IVOIRE	6	60	40	SOUTH AFRICA	2	64	41
GHANA	11	96	63	USA	135 166	424 390	272 734
BENIN	12	76	51	CANADA	588	5 470	3 570
NIGERIA	97	844	553	MEXICO	1 430	8 088	5 153
ANGOLA	42	1 127	751	PANAMA	86	628	427
ETHIOPIA	14	49	33	ECUADOR	44	82	52
KENYA	21	362	240	BRAZIL	3 261	5 999	4 025
REUNION	32	178	119	CYPRUS	109	1 129	733
MAURITIUS	17	93	54	LEBANON	115	777	496
ZAMBIA	9	69	46	ISRAEL	225	1 590	1 011
ZIMBABWE	22	202	130	SAUDI ARABIA	7	56	39
MALAWI	2	99	66	ARAB EMIRAT	247	1 846	1 168
SOUTH AFRICA	517	5 279	3 367	INDIA	7	112	75
USA	10 708	163 848	105 196	THAILAND	103	550	351
CANADA	1 055	12 106	7 789	INDONESIA	30	335	209
MEXICO	430	5 369	3 453	MALAYSIA	230	250	158
NICARAGUA	9	214	140	SINGAPORE	724	6 312	4 098
COSTA RICA	147	2 159	1 403	CHINA	197	518	327
CUBA	5	75	49	SOUTH KOREA	572	3 510	2 310
MARTINIQUE	6	55	35	JAPAN	153 015	530 056	339 525
ARUBA	1	106	67	TAIWAN	231	564	351
NETHERLANDS	7	79	48	HONG KONG	843	7 072	4 534
COLOMBIA	97	1 114	724	AUSTRALIA	309	3 517	2 205
VENEZUELA	240	3 645	2 350	EXPORTS	1 671 362	2 857 790	1 835 732
ECUADOR	41	389	259	FRANCE	240 276	417 743	267 800
PERU	41	288	179	BELGIUM LUX	57 017	116 706	74 962
BRAZIL	185	3 640	2 232	NETHERLANDS	97 204	177 464	113 682
CHILE	344	2 190	1 424	ITALY	162 355	292 846	187 547
BOLIVIA	21	288	185				
PARAGUAY	39	227	148				
URUGUAY	31	159	105				



## 6 IMPORTS AND EXPORTS (SPECIAL TRADE) BY GROUPS OF THE SITC-REV. III AND BY COUNTRIES OF PRODUCTION AND CONSUMPTION 1992

GROUP COUNTRY	DT = 100 KG	1 000 DM	1 000 \$	GROUP COUNTRY	DT = 100 KG	1 000 DM	1 000 \$
UNITED KINGDOM	179 684	312 441	201 263	KUWAIT	2 599	3 472	2 205
IRELAND	18 217	18 443	11 892	BAHRAIN	395	733	478
DENMARK	47 041	109 775	70 629	QATAR	110	166	106
GREECE	14 411	29 336	18 943	ARAB EMIRAT	7 711	8 723	5 619
PORTUGAL	13 527	19 435	12 513	OMAN	658	695	448
SPAIN	81 747	122 904	78 965	YEMEN	134	264	168
CANARY IS	3 232	6 160	3 978	AFGHANISTAN	20	87	52
ICELAND	567	914	585	PAKISTAN	3 005	4 649	3 005
NORWAY	13 212	25 680	16 521	INDIA	6 037	9 735	6 307
SWEDEN	38 863	58 948	37 835	BANGLADESH	295	460	293
FINLAND	30 704	38 420	24 647	SRI LANKA	1 359	2 278	1 458
SWITZERLAND	44 466	91 837	58 962	NEPAL	343	381	241
AUSTRIA	76 810	166 045	106 889	MYANMAR	38	199	129
MALTA	872	1 829	1 174	THAILAND	7 859	9 709	6 191
YUGOSLAVIA	2 263	4 023	2 468	VIETNAM	204	388	245
TURKEY	18 441	25 936	16 687	CAMBODIA	7	46	31
LATVIA	339	539	348	INDONESIA	1 847	2 291	1 483
LITHUANIA	23	54	34	MALAYSIA	6 774	8 109	5 177
SOVIET UNION	825	2 426	1 506	SINGAPORE	4 358	5 958	3 830
POLAND	15 126	32 235	20 802	PHILIPPINES	12 017	12 699	8 085
CZECHOSLOVAKIA	11 100	21 730	14 014	CHINA	2 607	2 121	1 350
HUNGARY	10 293	21 712	13 886	NORTH KOREA	1 259	1 078	686
ROMANIA	390	516	336	SOUTH KOREA	4 990	6 433	4 124
BULGARIA	2 097	3 809	2 457	JAPAN	24 797	48 791	31 559
UKRAINE	31	103	68	TAIWAN	4 719	6 993	4 553
BELARUS	30	70	46	HONG KONG	65 723	82 966	53 525
RUSSIA	4 040	4 744	3 129	AUSTRALIA	27 806	37 606	24 351
AZERBAIJAN	41	189	128	NEW ZEALAND	4 509	16 199	10 263
YUGOSLAVIA	1 779	2 908	1 910	NEW CALEDON	244	375	239
SLOVENIA	763	2 135	1 398	FR POLYNESIA	53	94	61
CROATIA	509	1 249	833				
MOROCCO	4 591	6 948	4 451	883 CINE.FILM EXPOS.D.DEVELOP			
ALGERIA	2 639	5 112	3 288	IMPORTS	4 307	43 762	28 009
TUNISIA	2 729	4 438	2 819	FRANCE	175	3 161	2 026
LIBYA	1 004	2 150	1 371	BELGIUM LUX	55	486	312
EGYPT	6 685	10 612	6 793	NETHERLANDS	23	492	314
SUDAN	116	177	110	ITALY	1 122	11 049	7 079
BURKINA FASO	27	71	44	UNITED KINGDOM	2 264	18 761	12 003
NIGER	63	215	144	DENMARK	1	51	32
SENEGAL	61	57	35	SPAIN	99	1 345	891
GAMBIA	28	53	33	SWEDEN	3	171	109
SIERRA LEONE	81	164	105	FINLAND	3	121	77
LIBERIA	73	99	65	SWITZERLAND	35	1 008	641
COTE D'IVOIRE	838	1 092	707	AUSTRIA	36	285	182
GHANA	336	601	384	SOVIET UNION	5	96	60
TOGO	60	77	77	POLAND	4	69	43
BENIN	75	145	93	CZECHOSLOVAKIA	4	50	31
NIGERIA	12 508	16 039	10 343	HUNGARY	17	85	54
CAMEROON	381	334	216	RUSSIA	2	53	35
GABON	69	58	37	USA	399	5 028	3 195
RWANDA	51	50	31	CANADA	25	285	181
ANGOLA	252	615	397	MEXICO		155	96
ETHIOPIA	135	189	122	INDIA	4	81	55
DJIBOUTI	44	126	80	SOUTH KOREA	1	129	82
KENYA	839	1 344	864	JAPAN	12	337	212
TANZANIA	95	146	94	HONG KONG	8	119	73
MADAGASCAR	95	111	71	AUSTRALIA	1	68	46
REUNION	669	1 113	717	EXPORTS	703	9 639	6 170
MAURITIUS	560	736	482	FRANCE	51	774	485
ZAMBIA	95	257	167	BELGIUM LUX	27	356	229
ZIMBABWE	14	93	58	NETHERLANDS	37	351	226
MALAWI	27	103	65	ITALY	23	424	277
SOUTH AFRICA	19 094	32 267	20 797	UNITED KINGDOM	78	620	402
NAMIBIA	482	822	533	DENMARK	3	59	34
USA	138 434	220 144	141 311	GREECE	3	67	42
CANADA	12 504	16 846	10 873	PORTUGAL	2	51	33
MEXICO	7 794	10 913	7 029	SPAIN	11	157	102
BERMUDA	15	61	40	SWEDEN	11	139	88
GUATEMALA	366	554	355	FINLAND	3	134	84
HONDURAS	86	202	129	SWITZERLAND	114	1 299	834
EL SALVADOR	354	823	522	AUSTRIA	203	2 782	1 783
NICARAGUA	11	50	32	POLAND	16	183	117
COSTA RICA	549	1 410	920	CZECHOSLOVAKIA	9	95	62
PANAMA	350	1 442	937	HUNGARY	9	122	80
CUBA	489	281	187	KENYA	8	71	44
HAITI	52	88	58	USA	49	845	546
DOMINIC REP	282	422	276	CANADA	6	112	74
JAMAICA	37	101	60	BRAZIL	4	76	47
BARBADOS	253	450	290	IRAN		128	85
TRINIDAD TOB	90	188	123	ISRAEL	5	70	44
COLOMBIA	3 793	8 763	5 684	SOUTH KOREA	2	54	35
VENEZUELA	1 009	1 863	1 188	JAPAN	10	195	119
ECUADOR	425	563	364	TAIWAN	6	48	31
PERU	324	566	357	AUSTRALIA	1	49	33
BRAZIL	1 911	4 060	2 592				
CHILE	241	749	483	884 OPTICAL GOODS NES			
BOLIVIA	187	164	106	IMPORTS	47 518	1 373 065	879 654
PARAGUAY	89	94	57	FRANCE	5 632	150 498	96 307
URUGUAY	83	140	93	BELGIUM LUX	120	4 174	2 680
ARGENTINA	13 490	17 428	11 286	NETHERLANDS	2 460	45 016	28 795
CYPRUS	1 598	2 411	1 559	ITALY	4 500	195 295	125 225
LEBANON	3 009	4 780	3 058				
SYRIA	1 760	2 142	1 374				
IRAN	17 507	30 194	19 112				
ISRAEL	17 863	25 601	16 374				
JORDAN	1 973	2 388	1 547				
SAUDI ARABIA	8 535	9 966	6 398				



## 6 IMPORTS AND EXPORTS (SPECIAL TRADE) BY GROUPS OF THE SITC-REV. III AND BY COUNTRIES OF PRODUCTION AND CONSUMPTION 1992

GROUP COUNTRY	DT = 100 KG	1 000 DM	1 000 \$	GROUP COUNTRY	DT = 100 KG	1 000 DM	1 000 \$
UNITD KINGDOM	1 018	26 973	17 286	MEXICO	9	3 146	2 025
IRELAND	2 221	45 685	29 319	EL SALVADOR		52	33
DENMARK	278	10 847	6 977	PANAMA	2	190	121
PORTUGAL	578	11 121	7 110	CUBA		87	53
SPAIN	206	3 506	2 248	DOMINIC REP		92	58
NORWAY	11	273	172	GUADELOUPE		69	42
SWEDEN	51	5 396	3 480	TRINIDAD TOB	1	111	73
FINLAND	7	599	390	ARUBA		65	41
SWITZERLAND	1 377	132 913	85 111	NETH ANTILL	1	285	180
AUSTRIA	1 431	99 804	64 230	COLOMBIA		203	128
MALTA	606	43 942	28 012	VENEZUELA	1	783	498
YUGOSLAVIA	150	2 655	1 630	ECUADOR	2	145	92
TURKEY	158	1 063	681	PERU		150	97
SOVIET UNION		60	38	BRAZIL	26	3 249	2 073
POLAND	28	257	163	CHILE	49	2 495	1 603
CZECHOSLOVA	410	3 476	2 204	PARAGUAY		473	296
HUNGARY	614	7 970	5 181	URUGUAY		253	158
ROMANIA	152	1 555	979	ARGENTINA	27	1 616	1 041
BULGARIA	27	873	578	CYPRUS	10	993	634
UKRAINE	6	83	53	LEBANON	9	752	486
RUSSIA	3	300	197	SYRIA	1	352	219
YUGOSLAVIA	58	385	243	IRAN	104	14 773	9 440
SLOVENIA	261	3 429	2 267	ISRAEL	72	7 190	4 614
EGYPT	2	45	30	JORDAN		289	185
MAURITIUS	43	688	435	SAUDI ARABIA	66	7 336	4 763
SOUTH AFRICA	8	141	89	KUWAIT	7	2 093	1 346
USA	2 047	93 789	60 059	BAHRAIN	5	691	437
CANADA	317	5 697	3 646	QATAR	1	449	290
MEXICO	13	255	166	ARAB EMIRAT	27	2 405	1 531
PANAMA	2	87	55	OMAN	1	298	196
BRAZIL	39	508	323	YEMEN	2	102	67
ISRAEL	187	3 797	2 445	PAKISTAN	6	750	491
INDIA	61	829	531	INDIA	31	3 789	2 420
THAILAND	2 251	22 346	14 372	BANGLADESH		78	51
INDONESIA	64	486	313	SRI LANKA		105	67
MALAYSIA	478	4 921	3 182	NEPAL		45	30
SINGAPORE	209	6 634	4 237	MYANMAR		47	32
PHILIPPINES	19	324	218	THAILAND	69	1 321	849
CHINA	2 677	22 944	14 619	INDONESIA	150	4 228	2 687
NORTH KOREA		57	40	MALAYSIA	141	1 634	1 048
SOUTH KOREA	1 515	34 919	22 294	BRUNEI		45	31
JAPAN	6 836	318 452	204 242	SINGAPORE	98	10 939	7 048
TAIWAN	6 509	37 768	23 859	PHILIPPINES		508	323
HONG KONG	1 066	15 202	9 725	MONGOLIA	19	228	138
AUSTRALIA	410	4 677	2 996	CHINA	73	10 505	6 769
NEW ZEALAND		121	78	NORTH KOREA		64	41
EXPORTS	21 326	1 378 018	883 684	SOUTH KOREA	74	6 242	3 989
FRANCE	1 321	80 835	51 742	JAPAN	750	48 921	31 381
BELGIUM LUX	587	37 337	23 887	TAIWAN	50	5 680	3 646
NETHERLANDS	1 703	137 651	88 546	HONG KONG	208	21 636	13 862
ITALY	1 775	106 410	68 142	AUSTRALIA	180	12 393	7 988
UNITD KINGDOM	1 330	95 509	61 218	NEW ZEALAND	14	2 302	1 472
IRELAND	394	20 277	13 005	SHIPS SUPPL		103	67
DENMARK	455	33 384	21 459	895 WATCHES AND CLOCKS			
GREECE	92	9 156	5 888	IMPORTS	125 970	1 794 537	1 151 413
PORTUGAL	438	15 775	10 090	FRANCE	10 002	88 015	56 470
SPAIN	547	35 321	22 551	BELGIUM LUX	3 590	17 490	11 228
CANARY IS	17	549	351	NETHERLANDS	4 581	26 152	16 727
ICELAND		853	543	ITALY	6 646	46 378	29 653
NORWAY	271	15 504	9 972	UNITD KINGDOM	971	11 466	7 355
SWEDEN	732	53 537	34 250	IRELAND	3	50	33
FINLAND	303	14 267	9 036	DENMARK	235	5 024	3 233
SWITZERLAND	1 279	113 862	73 121	GREECE	22	134	89
AUSTRIA	3 314	165 030	106 052	PORTUGAL	111	1 026	653
ANDORRA	3	164	106	SPAIN	198	7 074	4 626
MALTA	453	16 476	10 513	NORWAY	32	207	133
YUGOSLAVIA	44	1 342	831	SWEDEN	668	4 817	3 069
TURKEY	99	8 093	5 094	FINLAND	8	540	341
LATVIA		48	31	SWITZERLAND	10 547	814 021	521 403
LITHUANIA	3	101	63	AUSTRIA	451	13 541	8 717
SOVIET UNION	5	975	599	MALTA	2 003	8 685	5 595
POLAND	367	10 157	6 523	YUGOSLAVIA	164	437	269
CZECHOSLOVA	584	9 647	6 168	TURKEY	94	112	70
HUNGARY	301	5 905	3 748	SOVIET UNION	351	352	220
ROMANIA	1	188	123	POLAND	375	651	416
BULGARIA	10	388	245	CZECHOSLOVA	1 528	3 986	2 563
UKRAINE	6	52	34	HUNGARY	1 372	7 269	4 651
RUSSIA	99	3 544	2 324	ROMANIA	137	78	51
YUGOSLAVIA	24	677	431	ALBANIA	12	58	35
SLOVENIA	28	771	503	BELARUS		83	56
CROATIA	3	300	198	RUSSIA	207	782	505
MOROCCO	13	598	394	YUGOSLAVIA	154	345	219
ALGERIA	74	333	220	SLOVENIA	120	189	123
TUNISIA		244	155	CROATIA	55	531	348
LIBYA	8	1 079	684	MOROCCO	9	295	188
EGYPT	27	1 210	792	TUNISIA	18	58	36
NIGERIA	6	291	186	MAURITIUS	37	1 603	997
ANGOLA	9	237	151	USA	1 350	15 235	9 761
KENYA	1	130	80	CANADA	19	139	89
MAURITIUS	2	106	68	MEXICO	39	1 289	827
ZIMBABWE		78	51	BRAZIL	690	1 112	708
SOUTH AFRICA	129	9 500	6 134	ARGENTINA	717	1 467	944
NAMIBIA		283	182	ISRAEL		76	50
USA	1 863	160 579	102 985	BAHRAIN		133	83
CANADA	315	25 745	16 493				



## 6 IMPORTS AND EXPORTS (SPECIAL TRADE) BY GROUPS OF THE SITC-REV. III AND BY COUNTRIES OF PRODUCTION AND CONSUMPTION 1992

GROUP COUNTRY	DT = 100 KG	1 000 DM	1 000 \$	GROUP COUNTRY	DT = 100 KG	1 000 DM	1 000 \$
QATAR		87	56	BAHRAIN	7	5 733	3 549
ARAB EMIRAT	2	379	239	QATAR	10	2 520	1 577
OMAN		46	30	ARAB EMIRAT	150	6 396	4 097
INDIA	36	100	67	OMAN	12	586	378
THAILAND	1 388	29 356	18 737	PAKISTAN	5	58	62
INDONESIA	41	69	43	INDIA	670	1 810	1 163
MALAYSIA	417	10 400	6 674	SRI LANKA	6	99	62
SINGAPORE	4 638	10 808	6 909	THAILAND	307	10 906	6 985
PHILIPPINES	154	3 357	2 181	INDONESIA	179	1 261	801
CHINA	25 058	110 490	71 033	MALAYSIA	54	3 087	1 939
SOUTH KOREA	1 543	14 587	9 426	SINGAPORE	999	43 228	27 902
JAPAN	4 641	156 343	100 103	PHILIPPINES	11	132	81
TAIWAN	26 789	54 530	35 015	CHINA	189	873	553
HONG KONG	13 692	322 787	208 174	NORTH KOREA		153	99
AUSTRALIA		105	66	SOUTH KOREA	449	5 401	3 463
EXPORTS	98 255	1 370 851	878 906	JAPAN	1 004	32 000	20 434
FRANCE	12 119	139 582	89 263	TAIWAN	370	5 403	3 449
BELGIUM LUX	3 588	39 243	25 108	HONG KONG	1 268	162 408	104 375
NETHERLANDS	7 269	69 638	44 591	AUSTRALIA	1 118	9 807	6 284
ITALY	9 330	146 185	93 685	PAPUA NEW G	4	117	75
UNITED KINGDOM	10 580	89 850	57 688	NEW ZEALAND	248	2 644	1 714
IRELAND	187	2 660	1 709	SHIPS SUPPL		1 516	973
DENMARK	1 422	20 806	13 436	UNID COUNTR	4	73	43
GREECE	816	12 614	8 076	891 ARMS AND AMMUNITION			
PORTUGAL	739	11 222	7 243	IMPORTS	75 612	315 587	201 701
SPAIN	3 931	46 088	29 371	FRANCE	14 104	73 455	47 172
CANARY IS	56	668	427	BELGIUM LUX	5 340	11 154	7 231
CEUTA MEL	5	132	86	NETHERLANDS	6 290	14 162	8 921
ICELAND	41	580	373	ITALY	15 169	50 446	32 194
NORWAY	724	7 807	5 029	UNITED KINGDOM	1 881	15 461	9 611
SWEDEN	2 554	24 047	15 435	DENMARK	223	4 069	2 587
FINLAND	855	8 768	5 644	GREECE	1	157	100
SWITZERLAND	7 463	201 162	128 988	PORTUGAL	125	471	298
AUSTRIA	4 401	52 041	33 441	SPAIN	3 596	9 387	5 989
ANDORRA	63	970	626	NORWAY	107	1 620	1 022
GIBRALTAR	1	102	64	SWEDEN	1 466	10 375	6 492
MALTA	1 391	5 821	3 717	FINLAND	403	1 580	1 012
YUGOSLAVIA	309	2 735	1 660	SWITZERLAND	693	14 284	9 105
TURKEY	647	13 686	8 740	AUSTRIA	1 784	17 293	11 080
LATVIA	10	69	44	YUGOSLAVIA	168	1 112	690
LITHUANIA		60	37	TURKEY	915	1 365	872
SOVIET UNION	172	828	509	SOVIET UNION	218	326	199
POLAND	377	4 914	3 167	POLAND	289	465	298
CZECHOSLOVAKIA	1 467	9 403	6 073	CZECHOSLOVAKIA	4 976	10 699	6 868
HUNGARY	1 394	9 870	6 305	HUNGARY	1 553	3 507	2 252
ROMANIA	58	567	358	ROMANIA	101	200	131
BULGARIA	18	197	120	BULGARIA	21	105	65
UKRAINE	12	139	91	RUSSIA	531	965	632
RUSSIA	211	1 686	1 083	YUGOSLAVIA	28	344	214
YUGOSLAVIA	127	1 409	917	SLOVENIA	7	114	75
SLOVENIA	267	2 765	1 798	BOS HERZEGOV	23	103	65
CROATIA	178	1 776	1 169	MOROCCO	270	204	140
MOROCCO	28	460	298	EGYPT	3	52	32
ALGERIA	14	291	186	NAMIBIA	14	282	184
TUNISIA	28	427	273	USA	10 334	49 972	32 188
LIBYA	4	157	92	CANADA	271	979	629
EGYPT	84	575	363	VENEZUELA	18	91	59
CTE D IVOIRE	1	104	67	BRAZIL	1 295	3 433	2 203
Togo		56	38	CHILE	1	209	132
NIGERIA	14	419	263	ARGENTINA	149	101	64
ANGOLA	11	158	100	ISRAEL	130	8 158	5 201
KENYA	8	151	97	INDIA	187	767	491
MAURITIUS	12	629	398	INDONESIA	2	1 283	814
ZIMBABWE	7	94	63	BRUNEI		50	31
SOUTH AFRICA	479	4 709	3 019	PHILIPPINES	259	302	200
USA	14 748	99 996	64 295	CHINA	1 968	3 039	1 961
CANADA	536	4 574	2 947	SOUTH KOREA	13	204	134
MEXICO	155	3 597	2 297	JAPAN	207	1 967	1 246
BERMUDA	7	100	63	TAIWAN	215	783	504
GUATEMALA	14	154	103	AUSTRALIA	226	323	203
EL SALVADOR	8	53	38	EXPORTS	68 399	350 652	225 307
NICARAGUA		246	148	FRANCE	9 384	45 222	29 150
COSTA RICA	4	108	73	BELGIUM LUX	4 650	14 769	9 493
PANAMA	43	994	632	NETHERLANDS	4 635	15 199	9 737
BAHAMAS	9	404	262	ITALY	3 245	14 602	9 294
AM VIRGIN IS	2	108	73	UNITED KINGDOM	5 130	13 441	8 656
JAMAICA	2	71	44	IRELAND	133	674	431
BARBADOS	6	122	79	DENMARK	1 797	7 091	4 533
NETH ANTILL	8	428	271	GREECE	956	2 521	1 605
COLOMBIA	76	506	322	PORTUGAL	766	3 548	2 274
VENEZUELA	47	863	551	SPAIN	1 526	6 489	4 160
PERU	1	169	112	CANARY IS	30	209	135
BRAZIL	396	2 865	1 835	ICELAND	16	94	60
CHILE	197	1 657	1 071	NORWAY	1 062	8 744	5 572
PARAGUAY	7	84	54	SWEDEN	2 528	14 285	9 197
URUGUAY	5	98	62	FINLAND	1 823	4 279	2 725
ARGENTINA	388	3 252	2 081	SWITZERLAND	4 472	35 648	22 788
CYPRUS	43	690	435	AUSTRIA	5 038	27 713	17 845
LEBANON	5	128	83	ANDORRA	195	964	616
SYRIA	4	63	40	TURKEY	236	3 514	2 255
IRAN	192	1 473	932	ESTONIA	10	76	49
ISRAEL	313	4 952	3 196	LATVIA	328	2 936	1 902
JORDAN	7	87	55				
SAUDI ARABIA	435	6 023	3 828				
KUWAIT	29	1 679	1 071				



## 6 IMPORTS AND EXPORTS (SPECIAL TRADE) BY GROUPS OF THE SITC-REV. III AND BY COUNTRIES OF PRODUCTION AND CONSUMPTION 1992

GROUP COUNTRY	DT = 100 KG	1 000 DM	1 000 \$	GROUP COUNTRY	DT = 100 KG	1 000 DM	1 000 \$
LITHUANIA	185	1 749	1 141	SOUTH AFRICA	467	465	288
SOVIET UNION	38	350	215	USA	111 278	244 244	156 311
POLAND	518	5 384	3 444	CANADA	3 512	7 953	5 089
CZECHOSLOVA	223	2 054	1 317	MEXICO	76	179	111
HUNGARY	188	1 034	656	COLOMBIA	1 455	2 066	1 323
ROMANIA	18	82	49	BRAZIL	423	990	628
BULGARIA	9	52	32	CHILE	14	44	31
UKRAINE	4	43	30	PARAGUAY	27	46	31
BELARUS	5	76	52	ARGENTINA	38	158	97
RUSSIA	794	5 958	3 867	LEBANON	202	313	205
GEORGIA	3	48	30	IRAN	75	76	46
KAZAKHSTAN	167	1 701	1 089	ISRAEL	8 956	5 111	3 283
MOROCCO	3	60	37	SAUDI ARABIA	118	176	113
TUNISIA	3	71	46	ARAB EMIRAT	89	61	40
EGYPT	342	2 203	1 361	PAKISTAN	143	128	83
SENEGAL	13	71	42	INDIA	576	818	525
ZIMBABWE	1	47	30	BANGLADESH	26	75	51
SOUTH AFRICA	30	276	178	SRI LANKA	43	101	63
NAMIBIA	20	185	119	NEPAL	20	79	52
USA	8 907	68 902	44 415	THAILAND	1 242	1 564	1 004
CANADA	1 145	2 785	1 777	VIETNAM	36	82	54
GREENLAND	36	114	70	INDONESIA	114	164	105
MEXICO	2	48	33	MALAYSIA	528	618	384
COSTA RICA	4	76	49	SINGAPORE	17 525	17 915	11 666
NETH ANTILL	2	195	121	PHILIPPINES	453	526	343
COLOMBIA	36	683	449	CHINA	11 456	13 087	8 431
VENEZUELA	9	232	149	SOUTH KOREA	3 341	4 610	2 945
ECUADOR	7	211	134	JAPAN	24 762	64 013	40 978
PERU	8	200	131	TAIWAN	9 758	22 631	14 703
BRAZIL	76	514	337	HONG KONG	28 913	27 417	17 730
CHILE	213	1 386	890	AUSTRALIA	624	1 120	719
URUGUAY	32	102	64	NEW ZEALAND	122	223	137
ARGENTINA	85	1 150	733	EXPORTS	6 986 800	5 736 654	3 692 571
CYPRUS	108	445	289	FRANCE	1 436 912	683 281	440 737
LEBANON	460	468	303	BELGIUM LUX	265 189	296 631	190 806
ISRAEL	34	419	274	NETHERLANDS	631 967	447 453	288 158
SAUDI ARABIA	2 066	6 486	4 184	ITALY	196 420	228 715	147 214
KUWAIT	3	58	37	UNITD KINGDOM	1 236 669	544 615	350 376
QATAR	13	159	107	IRELAND	7 994	8 725	5 694
ARAB EMIRAT	1 469	4 754	3 053	DENMARK	294 531	161 667	104 312
OMAN	240	896	588	GREECE	29 708	46 613	30 010
PAKISTAN	254	815	506	PORTUGAL	28 870	36 062	23 189
INDIA	14	71	45	SPAIN	126 613	149 978	96 523
BANGLADESH	19	136	91	CANARY IS	10 342	12 744	8 172
THAILAND	118	1 321	853	CEUTA MEL	20	59	36
INDONESIA	61	903	587	ICELAND	1 372	2 123	1 369
MALAYSIA	42	265	170	NORWAY	54 974	94 489	62 223
BRUNEI	22	278	177	SWEDEN	291 349	164 255	106 116
SINGAPORE	279	809	524	FINLAND	21 938	30 484	19 540
CHINA	359	2 146	1 370	SWITZERLAND	756 968	863 987	555 566
NORTH KOREA	210	368	232	AUSTRIA	863 941	997 050	641 089
SOUTH KOREA	395	1 904	1 238	ANDORRA	102	154	96
JAPAN	483	3 481	2 248	VATICAN CITY	5	118	74
TAIWAN	66	603	401	MALTA	1 800	2 358	1 499
HONG KONG	74	625	388	YUGOSLAVIA	4 302	6 233	3 811
AUSTRALIA	242	1 113	721	TURKEY	16 762	24 825	15 901
PAPUA NEW G	5	109	72	ESTONIA	360	676	432
NEW ZEALAND	26	896	600	LATVIA	859	3 461	2 211
NEW CALEDON	44	184	115	LITHUANIA	1 058	1 834	1 162
892 PRINTED MATTER				SOVIET UNION	63 227	37 506	22 947
IMPORTS	3 836 248	2 738 454	1 758 701	POLAND	172 607	103 023	66 490
FRANCE	882 284	366 588	235 653	CZECHOSLOVA	58 203	58 251	37 401
BELGIUM LUX	231 174	153 051	98 262	HUNGARY	34 182	33 441	21 553
NETHERLANDS	456 750	294 903	189 186	ROMANIA	8 569	5 962	3 816
ITALY	426 819	269 871	173 200	BULGARIA	7 122	4 982	2 982
UNITD KINGDOM	221 364	268 081	172 269	ALBANIA	95	266	168
IRELAND	5 459	11 764	7 522	UKRAINE	7 144	9 464	6 376
DENMARK	95 054	95 358	61 263	BELARUS	22 059	12 134	7 695
GREECE	9 030	7 058	4 518	MOLDOVA	12	85	57
PORTUGAL	12 407	5 474	3 460	RUSSIA	86 858	58 687	38 703
SPAIN	122 895	60 686	38 875	KAZAKHSTAN	333	273	182
ICELAND	76	111	68	UZBEKISTAN		70	44
NORWAY	2 654	3 301	2 121	KYRGHYZSTAN	95	48	30
SWEDEN	32 948	25 172	16 120	YUGOSLAVIA	1 949	2 255	1 449
FINLAND	18 934	8 656	5 533	SLOVENIA	3 504	5 118	3 357
SWITZERLAND	292 628	288 806	185 425	CROATIA	1 808	2 041	1 343
AUSTRIA	550 661	340 492	219 084	BOS HERZEGOV	51	233	160
MALTA	41	116	70	MOROCCO	1 965	2 945	1 886
YUGOSLAVIA	23 561	15 588	9 612	ALGERIA	225	576	365
TURKEY	7 560	6 237	4 055	TUNISIA	3 128	5 023	3 219
SOVIET UNION	295	512	315	LIBYA	324	746	466
POLAND	7 533	6 898	4 460	EGYPT	2 175	4 725	3 021
CZECHOSLOVA	105 533	39 700	25 554	SUDAN	53	147	96
HUNGARY	53 016	21 134	13 670	MAURITANIA	52	789	494
ROMANIA	150	209	134	MALI	615	226	148
BULGARIA	78	129	78	GAMBIA	70	162	106
RUSSIA	2 285	978	642	SIERRA LEONE	87	55	34
YUGOSLAVIA	4 801	5 575	3 540	LIBERIA	44	74	50
SLOVENIA	35 741	15 546	10 244	CTE D IVOIRE	426	611	394
CROATIA	6 757	8 034	5 338	GHANA	216	509	319
BOS HERZEGOV	99	163	103	TOGO	670	1 193	745
MOROCCO	473	219	137	NIGERIA	687	518	332
TUNISIA	147	113	73	CAMEROON	471	615	400
EGYPT	296	315	204	ZAIRE	374	3 575	2 182
				BURUNDI	109	174	109



## 6 IMPORTS AND EXPORTS (SPECIAL TRADE) BY GROUPS OF THE SITC-REV. III AND BY COUNTRIES OF PRODUCTION AND CONSUMPTION 1992

GROUP COUNTRY	DT = 100 KG	1 000 DM	1 000 \$	GROUP COUNTRY	DT = 100 KG	1 000 DM	1 000 \$
ANGOLA	26	53	34	CEUTA MEL	43	100	65
ETHIOPIA	87	263	168	ICELAND	189	159	104
KENYA	621	768	488	NORWAY	34 956	18 924	12 246
UGANDA	75	195	121	SWEDEN	127 645	115 357	73 801
TANZANIA	266	367	231	FINLAND	20 234	22 199	14 251
MOZAMBIQUE	70	58	36	SWITZERLAND	329 824	372 932	239 180
MADAGASCAR	39	59	38	AUSTRIA	445 128	362 966	232 882
REUNION	24	48	31	MALTA	1 862	3 794	2 439
MAURITIUS	475	467	302	YUGOSLAVIA	31 417	12 469	7 647
COMOROS	14	95	60	TURKEY	7 684	5 390	3 425
ZAMBIA	274	218	132	LATVIA	298	50	32
ZIMBABWE	59	251	159	LITHUANIA	217	66	43
MALAWI	28	79	49	SOVIET UNION	591	306	187
SOUTH AFRICA	5 489	13 456	8 721	POLAND	100 273	38 960	25 082
NAMIBIA	337	562	361	CZECHOSLOVA	162 563	52 150	33 651
BOTSWANA	19	53	35	HUNGARY	85 532	30 958	19 858
USA	104 212	272 927	174 830	ROMANIA	34 995	5 512	3 530
CANADA	12 876	23 548	15 095	BULGARIA	10 051	1 708	1 124
MEXICO	4 513	6 487	4 192	MOLDOVA	141	92	62
GUATEMALA	116	212	135	RUSSIA	575	409	264
HONDURAS	38	41	30	YUGOSLAVIA	2 262	1 199	761
EL SALVADOR	32	68	41	SLOVENIA	25 744	15 086	9 884
NICARAGUA	19	932	590	CROATIA	29 707	5 571	3 651
COSTA RICA	219	470	297	BOS HERZEGOV	538	247	166
PANAMA	210	340	218	MOROCCO	190	111	69
CUBA	38	55	37	TUNISIA	7 480	6 049	3 881
BAHAMAS	52	155	105	EGYPT	485	556	354
DOMINIC REP	264	272	179	SOUTH AFRICA	9 181	7 782	4 969
GUADELOUPE	83	230	148	USA	178 729	301 728	193 466
MARTINIQUE	62	174	111	CANADA	2 713	3 658	2 337
ST VINCENT	29	144	89	MEXICO	3 580	4 143	2 679
NETH ANTILL	118	178	110	ST LUCIA	344	1 398	896
COLOMBIA	1 082	1 511	975	BRAZIL	2 928	1 353	870
VENEZUELA	1 254	2 127	1 357	IRAN	224	69	44
SURINAME	25	60	37	ISRAEL	43 068	26 304	16 867
ECUADOR	381	427	276	SAUDI ARABIA	16	112	72
PERU	637	1 006	647	BAHRAIN	2	62	39
BRAZIL	4 210	6 776	4 336	PAKISTAN	33	70	45
CHILE	1 856	2 366	1 518	INDIA	2 051	1 553	998
BOLIVIA	226	390	250	BANGLADESH	2 276	59	38
PARAGUAY	362	561	371	SRI LANKA	2 124	983	631
URUGUAY	399	499	327	THAILAND	74 746	32 682	20 838
ARGENTINA	6 349	8 448	5 465	INDONESIA	44 880	13 438	8 679
CYPRUS	981	1 594	1 021	MALAYSIA	22 656	15 341	9 808
LEBANON	673	1 519	973	SINGAPORE	24 010	20 520	13 189
SYRIA	539	620	389	PHILIPPINES	7 131	1 840	1 198
IRAN	2 237	11 317	7 200	CHINA	472 176	202 859	130 328
ISRAEL	6 136	9 208	5 924	SOUTH KOREA	40 735	22 874	14 513
JORDAN	290	640	412	JAPAN	20 610	77 544	49 680
SAUDI ARABIA	2 517	6 043	3 922	TAIWAN	190 931	146 741	94 101
KUWAIT	774	1 846	1 203	HONG KONG	51 138	35 064	22 521
BAHRAIN	261	604	390	AUSTRALIA	1 468	1 478	943
QATAR	123	277	177	NEW ZEALAND	2 164	951	597
ARAB EMIRAT	848	1 847	1 180	EXPORTS	7 578 678	7 426 971	4 767 329
OMAN	108	224	143	FRANCE	1 109 509	1 124 042	721 092
YEMEN	843	2 526	1 579	BELGIUM LUX	729 196	676 323	433 732
PAKISTAN	1 438	1 234	794	NETHERLANDS	1 614 338	1 207 928	775 412
INDIA	1 066	13 611	8 767	ITALY	347 999	408 823	261 715
BANGLADESH	617	2 340	1 515	UNTD KINGDOM	656 509	682 740	438 871
MALDIVES	37	97	64	IRELAND	51 120	56 275	36 115
SRI LANKA	585	1 078	679	DENMARK	229 254	191 616	122 984
NEPAL	33	159	95	GREECE	55 733	59 922	38 356
MYANMAR	70	120	76	PORTUGAL	50 800	59 178	37 951
THAILAND	2 530	4 083	2 620	SPAIN	214 036	259 740	166 339
VIETNAM	66	130	84	CANARY IS	2 289	1 837	1 176
INDONESIA	1 348	2 257	1 459	CEUTA MEL	193	271	169
MALAYSIA	862	2 197	1 403	ICELAND	6 275	6 552	4 281
BRUNEI	26	65	43	FAEROE IS	170	126	80
SINGAPORE	3 797	6 556	4 225	NORWAY	86 877	80 051	51 174
PHILIPPINES	734	1 261	813	SWEDEN	172 555	174 698	112 006
CHINA	2 046	13 438	8 651	FINLAND	46 292	51 013	32 597
NORTH KOREA	68	331	214	SWITZERLAND	595 011	617 569	396 353
SOUTH KOREA	2 031	6 403	4 082	AUSTRIA	658 742	638 949	410 534
JAPAN	25 417	81 423	52 433	ANDORRA	177	208	131
TAIWAN	2 674	4 225	2 718	MALTA	3 081	3 666	2 332
HONG KONG	5 928	9 539	6 140	YUGOSLAVIA	12 397	12 975	7 947
MACAO	38	101	69	TURKEY	27 722	27 581	17 735
AUSTRALIA	9 505	31 071	20 081	ESTONIA	236	254	164
PAPUA NEW G	34	120	75	LATVIA	1 475	971	627
NEW ZEALAND	1 585	3 143	2 006	LITHUANIA	2 724	1 398	923
WEST SAMOA	80	234	147	SOVIET UNION	20 099	8 699	5 349
UNID COUNTR	17	164	111	POLAND	168 438	106 848	68 627
893 ARTICLES,NES,OF PLASTICS				CZECHOSLOVA	89 413	89 635	57 846
IMPORTS	7 512 777	5 601 299	3 590 018	HUNGARY	38 491	48 429	31 150
FRANCE	1 177 773	830 050	531 143	ROMANIA	13 771	9 318	5 981
BELGIUM LUX	646 404	471 307	303 003	BULGARIA	4 056	4 237	2 723
NETHERLANDS	1 199 996	814 777	521 525	ALBANIA	383	591	379
ITALY	986 939	671 218	429 571	UKRAINE	2 333	1 595	1 050
UNTD KINGDOM	337 530	320 212	205 271	BELARUS	918	601	394
IRELAND	99 147	112 761	72 392	RUSSIA	33 712	18 387	12 110
DENMARK	296 881	273 712	175 574	AZERBAIJAN	2	59	37
GREECE	15 784	21 916	14 123	KAZAKHSTAN	5 021	5 813	3 744
PORTUGAL	34 557	29 598	18 901	YUGOSLAVIA	9 518	10 340	6 790
SPAIN	58 870	61 368	39 299	SLOVENIA	10 304	7 680	5 057



## 6 IMPORTS AND EXPORTS (SPECIAL TRADE) BY GROUPS OF THE SITC-REV. III AND BY COUNTRIES OF PRODUCTION AND CONSUMPTION 1992

GROUP COUNTRY	DT = 100 KG	1 000 DM	1 000 \$	GROUP COUNTRY	DT = 100 KG	1 000 DM	1 000 \$
BOS HERZEGOV	198	187	125	PHILIPPINES	1 746	2 778	1 786
MOROCCO	9 368	5 878	3 762	MONGOLIA	58	77	48
ALGERIA	1 653	3 360	2 134	CHINA	2 108	4 351	2 796
TUNISIA	7 831	8 740	5 620	NORTH KOREA	117	141	89
LIBYA	2 953	3 187	2 050	SOUTH KOREA	14 130	18 531	11 949
EGYPT	2 846	4 268	2 733	JAPAN	18 157	54 524	35 056
SUDAN	26	56	35	TAIWAN	10 104	15 859	10 264
BURKINA FASO	32	71	44	HONG KONG	14 147	16 512	10 670
NIGER	64	89	58	MACAO	34	135	84
SENEGAL	92	131	85	AUSTRALIA	52 234	46 596	30 049
GUINEA	240	415	258	PAPUA NEW G	45	80	52
LIBERIA	540	201	130	NEW ZEALAND	7 587	5 960	3 824
CTE D IVOIRE	118	174	113	NEW CALEDON	50	92	61
GHANA	621	614	407	N ZEAL OCEAN	61	56	36
TOGO	135	196	130	FR POLYNESIA	156	217	137
BENIN	118	104	67				
NIGERIA	2 312	2 961	1 910	894 BABY CARRIAGE, TOYS, GAMES			
CAMEROON	130	215	136	IMPORTS	2 711 650	4 539 382	2 925 781
GABON	94	153	96	FRANCE	135 552	170 542	109 952
ZAIRE	33	89	54	BELGIUM LUX	34 174	59 598	38 291
RWANDA	195	171	112	NETHERLANDS	154 794	208 616	134 185
BURUNDI	89	93	60	ITALY	240 089	329 460	211 414
ANGOLA	238	306	188	UNTD KINGDOM	69 802	132 444	84 928
ETHIOPIA	200	366	240	IRELAND	34 081	43 664	27 918
KENYA	403	860	553	DENMARK	93 133	260 686	166 749
UGANDA	73	182	110	GREECE	887	1 684	1 069
TANZANIA	161	498	314	PORTUGAL	3 966	8 284	5 355
SEYCHELLES	115	152	92	SPAIN	20 026	40 795	26 229
MOZAMBIQUE	73	206	127	NORWAY	4 864	8 553	5 467
MADAGASCAR	68	102	66	SWEDEN	16 181	19 399	12 458
REUNION	1 420	1 584	1 008	FINLAND	14 755	16 249	10 504
MAURITIUS	335	665	423	SWITZERLAND	42 526	125 226	79 908
ZAMBIA	351	273	183	AUSTRIA	53 282	201 884	130 802
ZIMBABWE	524	467	291	ANDORRA	73	259	179
MALAWI	13	76	49	MALTA	12 485	33 514	21 522
SOUTH AFRICA	13 938	19 612	12 642	YUGOSLAVIA	3 386	2 035	1 242
NAMIBIA	158	213	135	TURKEY	2 475	2 394	1 537
USA	135 773	238 182	153 148	ESTONIA	36	46	30
CANADA	25 735	41 894	26 912	LATVIA	196	196	132
MEXICO	21 711	37 339	24 159	LITHUANIA	242	114	73
BERMUDA	27	50	32	SOVIET UNION	340	286	175
GUATEMALA	470	579	372	POLAND	27 212	21 787	14 076
BELIZE	211	81	50	CZECHOSLOVA	47 815	41 728	27 129
HONDURAS	101	208	133	HUNGARY	42 680	26 700	17 126
EL SALVADOR	278	530	336	ROMANIA	3 195	2 135	1 418
NICARAGUA	34	91	55	BULGARIA	10 492	5 302	3 452
COSTA RICA	237	588	382	UKRAINE	214	125	82
PANAMA	79	166	106	BELARUS	340	122	80
CUBA	129	286	184	RUSSIA	949	726	468
HAITI	43	120	78	YUGOSLAVIA	186	233	143
DOMINIC REP	158	436	276	SLOVENIA	8 044	5 593	3 703
GUADELOUPE	215	163	102	CROATIA	1 739	1 552	1 024
ANTIGUA	223	147	99	MOROCCO	66	53	35
MARTINIQUE	851	1 025	653	TUNISIA	1 324	6 585	4 192
JAMAICA	82	143	92	EGYPT	45	78	50
ST LUCIA	60	75	43	MAURITIUS	818	3 344	2 188
BARBADOS	97	138	88	SOUTH AFRICA	438	1 029	665
TRINIDAD TOB	125	182	115	USA	92 064	233 304	149 405
GRENADA	67	63	43	CANADA	5 330	8 484	5 460
ARUBA	111	127	83	MEXICO	5 044	4 663	3 001
NETH ANTILL	569	676	442	GUATEMALA	26	258	165
COLOMBIA	307	857	547	COSTA RICA	30	102	62
VENEZUELA	1 922	2 664	1 702	ST CHRISTOPH	15	58	39
FRENCH GUIAN	52	74	47	DOMINIC REP	74	134	86
ECUADOR	392	628	406	PERU	21	64	42
PERU	837	1 060	693	BRAZIL	965	701	450
BRAZIL	6 470	11 890	7 716	CHILE	192	316	210
CHILE	6 640	6 467	4 184	BOLIVIA	9	56	36
BOLIVIA	744	604	382	ARGENTINA	559	654	429
PARAGUAY	206	311	194	ISRAEL	670	857	545
URUGUAY	492	624	403	ARAB EMIRAT	56	51	31
ARGENTINA	3 210	5 747	3 690	PAKISTAN	14 160	33 127	21 087
CYPRUS	3 475	4 072	2 615	INDIA	4 671	6 580	4 200
LEBANON	1 661	2 218	1 399	BANGLADESH	158	218	143
SYRIA	673	1 630	1 032	SRI LANKA	3 453	10 664	6 882
IRAN	15 809	18 877	12 281	THAILAND	72 054	108 417	70 169
ISRAEL	26 000	28 613	18 407	VIETNAM	526	1 116	744
JORDAN	752	1 141	723	INDONESIA	16 485	20 798	13 422
SAUDI ARABIA	30 150	40 900	26 300	MALAYSIA	27 797	34 269	21 986
KUWAIT	4 101	6 998	4 459	SINGAPORE	8 881	27 379	17 973
BAHRAIN	802	1 065	674	PHILIPPINES	8 606	15 020	9 761
QATAR	585	885	564	CHINA	891 654	1 022 867	661 115
ARAB EMIRAT	7 831	10 076	6 454	NORTH KOREA	74	171	109
OMAN	631	786	506	SOUTH KOREA	39 926	108 318	69 410
YEMEN	582	645	405	JAPAN	73 828	693 371	450 101
AFGHANISTAN	47	49	32	TAIWAN	319 636	350 864	225 525
PAKISTAN	1 324	1 689	1 071	HONG KONG	37 209	64 725	41 567
INDIA	2 521	5 754	3 707	MACAO	3 684	4 971	3 255
BANGLADESH	125	302	193	AUSTRALIA	449	3 127	2 001
SRI LANKA	694	806	515	NEW ZEALAND	62	174	113
NEPAL	15	53	34	EXPORTS	1 091 631	2 089 739	1 347 111
MYANMAR	23	76	48	FRANCE	148 191	264 443	170 883
THAILAND	4 672	7 381	4 744	BELGIUM LUX	68 935	118 817	76 629
VIETNAM	112	213	138				
INDONESIA	3 733	15 902	10 111				
MALAYSIA	8 673	20 352	13 040				
SINGAPORE	14 622	21 503	13 826				



## 6 IMPORTS AND EXPORTS (SPECIAL TRADE) BY GROUPS OF THE SITC-REV. III AND BY COUNTRIES OF PRODUCTION AND CONSUMPTION 1992

GROUP COUNTRY	DT = 100 KG	1 000 DM	1 000 \$	GROUP COUNTRY	DT = 100 KG	1 000 DM	1 000 \$
NETHERLANDS	125 809	187 954	121 118	NEW CALEDON	30	58	40
ITALY	74 015	156 346	100 563	FR POLYNESIA	23	137	88
UNITED KINGDOM	83 454	148 053	95 055	895 OFFICE, STATIONERY SUPPLS			
IRELAND	5 051	5 765	3 759	IMPORTS	361 618	731 929	469 810
DENMARK	28 195	47 026	30 250	FRANCE	20 568	61 622	39 679
GREECE	11 588	21 334	13 662	BELGIUM LUX	7 800	9 390	5 983
PORTUGAL	8 089	14 625	9 413	NETHERLANDS	50 557	79 364	50 817
SPAIN	27 451	66 118	42 316	ITALY	34 835	50 884	32 557
CANARY IS	371	1 115	714	UNITED KINGDOM	50 275	93 835	60 444
ICELAND	1 069	2 224	1 420	IRELAND	1 604	10 924	6 982
NORWAY	12 421	20 999	13 539	DENMARK	3 619	7 095	4 548
SWEDEN	25 926	44 942	28 924	PORTUGAL	1 822	1 934	1 249
FINLAND	11 051	16 369	10 555	SPAIN	13 244	13 644	8 731
SWITZERLAND	90 924	211 310	136 683	NORWAY	348	1 064	677
AUSTRIA	113 926	230 223	148 548	SWEDEN	11 179	8 727	5 572
ANDORRA	262	2 037	1 326	FINLAND	100	150	124
GIBRALTAR	18	68	46	SWITZERLAND	9 092	40 740	26 205
MALTA	1 529	2 834	1 805	AUSTRIA	44 255	48 858	31 360
YUGOSLAVIA	846	2 153	1 319	YUGOSLAVIA	5 553	3 580	2 191
TURKEY	3 452	6 400	4 075	TURKEY	286	918	586
ESTONIA	141	347	227	POLAND	4 227	7 803	5 002
LATVIA	116	521	340	CZECHOSLOVA	5 284	6 517	4 255
LITHUANIA	125	215	136	HUNGARY	2 405	2 809	1 823
SOVIET UNION	12 220	13 711	8 479	ROMANIA	825	131	85
POLAND	23 742	39 398	25 057	YUGOSLAVIA	972	628	389
CZECHOSLOVA	24 819	42 324	27 223	SLOVENIA	8 031	4 640	3 036
HUNGARY	14 340	24 692	15 803	CROATIA	950	1 308	863
ROMANIA	980	1 535	993	TUNISIA	43	75	49
BULGARIA	2 735	3 534	2 264	SOUTH AFRICA	48	72	49
UKRAINE	66	298	191	USA	11 671	63 780	40 774
BELARUS	3 581	1 165	739	CANADA	217	1 044	686
RUSSIA	11 999	14 649	9 510	MEXICO	475	2 061	1 326
KAZAKHSTAN	6	52	32	BRAZIL	1 769	2 291	1 483
YUGOSLAVIA	397	705	465	ISRAEL	496	2 299	1 484
SLOVENIA	841	2 090	1 367	PAKISTAN	242	153	100
CROATIA	649	1 656	1 090	INDIA	282	823	518
MOROCCO	97	241	158	THAILAND	4 771	7 397	4 755
TUNISIA	951	2 432	1 539	INDONESIA	1 182	1 372	892
LIBYA	161	1 111	689	MALAYSIA	2 627	5 958	3 801
EGYPT	786	1 123	709	SINGAPORE	1 732	4 942	3 199
CTE D IVOIRE	57	121	76	PHILIPPINES	52	173	112
GHANA	22	82	51	CHINA	18 075	12 786	8 230
NIGERIA	501	1 571	1 009	SOUTH KOREA	2 466	3 197	2 075
ZAIRE	12	45	30	JAPAN	23 810	139 649	89 616
ANGOLA	85	71	44	TAIWAN	12 636	24 207	15 540
ETHIOPIA	13	79	51	HONG KONG	1 230	2 755	1 782
KENYA	16	76	47	MACAO	35	105	68
SEYCHELLES	89	151	99	EXPORTS	405 929	1 354 839	868 532
MAURITIUS	137	730	468	FRANCE	49 565	173 168	110 750
SOUTH AFRICA	1 650	3 170	2 070	BELGIUM LUX	16 104	44 469	28 394
NAMIBIA	30	144	93	NETHERLANDS	37 157	92 165	59 052
USA	67 899	178 054	115 343	ITALY	29 703	124 644	79 815
CANADA	7 372	13 471	8 687	UNITED KINGDOM	29 670	103 688	66 699
MEXICO	2 265	4 472	2 929	IRELAND	1 009	2 900	1 828
GUATEMALA	21	105	66	DENMARK	7 690	25 322	16 191
COSTA RICA	34	89	60	GREECE	3 764	17 524	11 265
DOMINIC REP	45	99	63	PORTUGAL	4 253	18 364	11 770
JAMAICA	83	90	60	SPAIN	17 597	82 282	52 952
NETH ANTILL	41	198	127	CANARY IS	383	3 442	2 229
COLOMBIA	88	189	120	ICELAND	379	989	629
VENEZUELA	180	432	275	NORWAY	3 512	11 982	7 658
ECUADOR	41	123	75	SWEDEN	7 684	31 650	20 276
PERU	68	152	99	FINLAND	3 977	9 463	6 009
BRAZIL	226	359	228	SWITZERLAND	25 782	73 877	47 331
CHILE	439	1 203	774	AUSTRIA	21 815	58 232	37 366
BOLIVIA	156	547	346	ANDORRA	10	2 394	1 523
PARAGUAY	70	200	134	GIBRALTAR	3	164	106
URUGUAY	111	318	210	MALTA	342	1 069	689
ARGENTINA	936	2 343	1 489	YUGOSLAVIA	1 165	3 133	1 930
CYPRUS	670	1 276	821	TURKEY	1 827	7 337	4 738
LEBANON	279	608	394	ESTONIA	17	50	32
IRAN	333	874	579	LATVIA	40	162	98
ISRAEL	2 904	3 517	2 237	LITHUANIA	13	147	96
JORDAN	153	142	88	SOVIET UNION	3 350	2 499	1 525
SAUDI ARABIA	2 443	2 216	1 443	POLAND	8 159	21 239	13 581
KUWAIT	1 084	1 404	898	CZECHOSLOVA	5 209	14 403	9 187
BAHRAIN	351	682	425	HUNGARY	2 418	10 781	6 911
QATAR	111	127	78	ROMANIA	1 593	2 246	1 434
ARAB EMIRAT	1 286	2 532	1 668	BULGARIA	134	775	466
OMAN	27	88	58	UKRAINE	26	178	114
PAKISTAN	272	180	113	RUSSIA	3 032	4 082	2 653
MALDIVES	55	149	97	KAZAKHSTAN	9	56	36
SRI LANKA	94	205	133	YUGOSLAVIA	447	1 368	893
THAILAND	631	1 332	864	SLOVENIA	914	2 775	1 817
INDONESIA	537	584	365	CROATIA	194	668	445
MALAYSIA	729	2 047	1 342	MOROCCO	392	1 570	1 005
BRUNEI	46	65	42	ALGERIA	55	340	223
SINGAPORE	1 501	2 683	1 707	TUNISIA	507	1 409	900
PHILIPPINES	194	483	302	LIBYA	128	900	572
CHINA	445	1 146	725	EGYPT	1 158	3 495	2 263
NORTH KOREA	9	84	56	BURKINA FASO	79	180	109
SOUTH KOREA	13 242	25 533	16 478	NIGER	118	286	187
JAPAN	19 698	68 260	44 303				
TAIWAN	12 166	23 827	15 598				
HONG KONG	4 826	8 989	5 758				
AUSTRALIA	2 718	6 699	4 293				
NEW ZEALAND	408	1 121	715				



## 6 IMPORTS AND EXPORTS (SPECIAL TRADE) BY GROUPS OF THE SITC-REV. III AND BY COUNTRIES OF PRODUCTION AND CONSUMPTION 1992

GROUP COUNTRY	DT = 100 KG	1 000 DM	1 000 \$	GROUP COUNTRY	DT = 100 KG	1 000 DM	1 000 \$
SENEGAL	48	144	87	ITALY	1 510	21 974	13 741
LIBERIA	5	518	326	UNITED KINGDOM	8 401	129 750	83 106
COTE D'IVOIRE	264	778	493	IRELAND	44	1 417	905
TOGO	47	245	149	DENMARK	7 181	37 111	23 830
BENIN	32	74	46	GREECE	154	783	497
NIGERIA	260	1 787	1 151	PORTUGAL	19	2 107	1 338
CAMEROON	67	222	144	SPAIN	227	11 083	7 364
GABON	106	367	236	ICELAND	6	539	338
CONGO	26	91	55	FAEROE IS		970	607
ZAIRE	12	1 268	837	NORWAY	112	2 163	1 364
RWANDA	43	85	51	SWEDEN	404	5 535	3 534
BURUNDI	17	116	72	FINLAND	8	839	539
ANGOLA	213	352	217	SWITZERLAND	3 808	148 687	95 209
ETHIOPIA	178	521	330	AUSTRIA	3 071	35 332	22 655
KENYA	154	410	257	GIBRALTAR		567	362
UGANDA	55	196	128	VATICAN CITY	15	974	615
TANZANIA	29	97	59	MALTA		363	228
MADAGASCAR	82	141	91	YUGOSLAVIA	16	446	270
REUNION	67	240	148	TURKEY	45	1 074	689
MAURITIUS	139	703	447	ESTONIA	21	92	59
ZAMBIA	38	135	88	LITHUANIA	7	126	81
ZIMBABWE	144	354	234	SOVIET UNION	65	4 100	2 530
MALAWI	39	173	109	POLAND	1 216	3 659	2 333
SOUTH AFRICA	4 929	10 737	6 893	CZECHOSLOVAKIA	1 142	2 401	1 538
USA	40 400	101 621	65 270	HUNGARY	1 045	3 670	2 356
CANADA	2 899	11 941	7 676	ROMANIA	89	295	185
MEXICO	1 780	12 492	7 988	BULGARIA	39	1 527	958
BERMUDA	4	100	65	ALBANIA	2	181	117
GUATEMALA	256	1 307	850	UKRAINE	5	66	44
HONDURAS	85	320	207	BELARUS	28	121	80
EL SALVADOR	110	635	403	RUSSIA	315	3 978	2 610
NICARAGUA	25	162	106	YUGOSLAVIA	2	272	176
COSTA RICA	194	742	483	SLOVENIA	3	358	231
PANAMA	21	162	102	CROATIA	1	199	136
CUBA	2	49	31	MOROCCO	211	278	175
HAITI	23	63	35	EGYPT	30	1 876	1 211
DOMINIC REP	59	246	153	TOGO	25	87	55
GUADELOUPE	29	180	118	TANZANIA	52	142	88
MARTINIQUE	35	110	66	MADAGASCAR	39	166	109
TRINIDAD TOB	72	176	112	ZIMBABWE	147	295	191
ARUBA	10	51	30	SOUTH AFRICA	34	393	247
NETH ANTILL	19	111	68	USA	2 413	141 747	90 652
COLOMBIA	476	3 738	2 418	CANADA	77	2 784	1 786
VENEZUELA	443	2 173	1 416	MEXICO	12	899	568
FRENCH GUIAN	14	51	33	PANAMA		308	203
ECUADOR	425	1 214	777	CUBA	208	1 326	845
PERU	879	2 269	1 435	HAITI		930	622
BRAZIL	515	4 233	2 732	DOMINICA		51	33
CHILE	1 449	5 753	3 699	BRIT VIRG IS		143	91
BOLIVIA	342	1 167	752	PERU	64	368	240
PARAGUAY	172	1 055	682	BRAZIL	14	442	277
URUGUAY	405	1 198	777	CHILE		99	61
ARGENTINA	1 942	9 160	5 850	URUGUAY	3	196	128
CYPRUS	918	1 826	1 169	ARGENTINA	35	725	447
LEBANON	621	1 667	1 085	CYPRUS		143	95
SYRIA	393	593	387	IRAN	15	581	370
IRAN	4 964	10 341	6 584	ISRAEL	72	1 641	1 048
ISRAEL	1 660	6 918	4 436	SAUDI ARABIA	2	94	63
JORDAN	511	814	507	ARAB EMIRAT	2	90	57
SAUDI ARABIA	4 888	14 911	9 563	PAKISTAN	143	185	115
KUWAIT	1 581	4 090	2 617	INDIA	144	226	141
BAHRAIN	232	1 404	891	NEPAL	6	665	426
QATAR	189	902	576	BHUTAN		202	128
ARAB EMIRAT	2 508	6 924	4 441	THAILAND	125	612	392
OMAN	265	588	370	VIETNAM	66	63	41
YEMEN	104	251	160	INDONESIA	94	289	183
PAKISTAN	1 173	2 370	1 502	SINGAPORE	16	622	390
INDIA	506	2 470	1 587	PHILIPPINES	371	427	276
BANGLADESH	519	995	647	MONGOLIA		60	38
SRI LANKA	117	319	203	CHINA	1 270	2 635	1 706
NEPAL	50	593	378	NORTH KOREA	20	160	99
THAILAND	3 051	9 588	6 144	SOUTH KOREA	14	74	50
VIETNAM	78	137	86	JAPAN	78	4 734	2 990
INDONESIA	3 654	12 598	8 098	TAIWAN	1 144	1 966	1 273
MALAYSIA	3 350	8 752	5 656	HONG KONG	632	4 326	2 771
SINGAPORE	2 219	11 254	7 292	MACAO	3	171	109
PHILIPPINES	1 030	4 279	2 718	AUSTRALIA	122	1 862	1 209
CHINA	234	1 295	831	PAPUA NEW G	29	149	98
SOUTH KOREA	1 889	11 920	7 638	NEW ZEALAND	5	215	138
JAPAN	5 992	40 580	25 921	TUVALU		267	177
TAIWAN	3 058	16 682	10 754	VANUATU		378	249
HONG KONG	3 945	23 538	15 186	FR POLYNESIA		249	157
AUSTRALIA	3 959	11 734	7 564	EXPORTS	11 839	1 181 140	759 752
NEW ZEALAND	449	2 049	1 307	FRANCE	655	70 497	45 470
NEW CALEDON	59	313	199	BELGIUM LUX	295	32 621	21 006
AM OCEANIA	1	172	105	NETHERLANDS	813	65 402	40 855
FIJI	34	63	39	ITALY	415	26 261	16 661
FR POLYNESIA	59	302	195	UNITED KINGDOM	2 274	180 012	115 689
SHIPS SUPPL		848	545	IRELAND	1	451	290
896 WORKS OF ART, ANTIQUE ETC				DENMARK	849	11 780	7 772
IMPORTS	39 997	686 313	439 251	GREECE	9	902	552
FRANCE	901	49 889	32 090	PORTUGAL	15	926	601
BELGIUM LUX	505	17 351	11 054	SPAIN	320	35 995	22 500
NETHERLANDS	1 773	19 171	12 153	CANARY IS	4	614	388
				ICELAND	2	161	102



## 6 IMPORTS AND EXPORTS (SPECIAL TRADE) BY GROUPS OF THE SITC-REV. III AND BY COUNTRIES OF PRODUCTION AND CONSUMPTION 1992

GROUP COUNTRY	DT = 100 KG	1 000 DM	1 000 \$	GROUP COUNTRY	DT = 100 KG	1 000 DM	1 000 \$
NORWAY	43	2 214	1 404	ARAB EMIRAT	1	2 916	1 921
SWEDEN	83	31 335	21 431	PAKISTAN	90	331	220
FINLAND	60	1 489	931	INDIA	1 333	20 246	13 094
SWITZERLAND	1 860	393 157	255 240	SRI LANKA	38	3 619	2 319
AUSTRIA	669	88 445	56 657	NEPAL	21	448	280
TURKEY	3	891	540	THAILAND	825	161 002	103 558
LATVIA	4	191	130	INDONESIA	173	8 136	5 238
LITHUANIA	15	162	101	MALAYSIA	4	15 880	10 177
SOVIET UNION	29	17 409	10 744	SINGAPORE	9	4 900	3 146
POLAND	708	6 977	4 413	PHILIPPINES	2 216	11 228	7 290
CZECHOSLOVA	158	5 363	3 551	CHINA	4 029	41 144	26 726
HUNGARY	515	2 503	1 585	SOUTH KOREA	7 734	30 268	19 379
ROMANIA	4	173	117	JAPAN	146	13 594	8 723
BULGARIA	2	115	80	TAIWAN	4 595	38 722	24 876
RUSSIA	34	744	494	HONG KONG	6 583	134 584	86 877
YUGOSLAVIA	12	225	143	MACAO	60	543	350
SLOVENIA	22	2 773	1 876	AUSTRALIA	4	273	171
EGYPT	1	141	90	NEW ZEALAND	3	405	259
TANZANIA	3	59	40	FR POLYNESIA		80	52
SOUTH AFRICA	4	429	271				
USA	1 091	139 428	88 756	EXPORTS	13 651	1 281 229	822 469
CANADA	19	2 995	1 943	FRANCE	890	67 452	43 111
MEXICO		70	43	BELGIUM LUX	864	57 069	36 752
JAMAICA	5	70	45	NETHERLANDS	1 821	116 256	74 643
COLOMBIA	2	95	62	ITALY	260	25 410	16 286
VENEZUELA	7	237	148	UNT D KINGDOM	475	74 804	48 050
BRAZIL		330	212	IRELAND	39	1 828	1 181
ARGENTINA		223	145	DENMARK	394	26 451	17 083
CYPRUS	2	138	91	GREECE	202	4 045	2 586
LEBANON		75	47	PORTUGAL	47	4 012	2 573
IRAN	14	110	70	SPAIN	334	13 429	8 616
ISRAEL	38	2 218	1 396	CANARY IS	3	1 531	963
ARAB EMIRAT	1	130	87	ICELAND	38	1 687	1 093
INDIA	4	610	370	NORWAY	245	25 518	16 545
SRI LANKA	5	172	109	SWEDEN	540	19 540	12 584
NEPAL	13	102	63	FINLAND	199	7 305	4 695
THAILAND	1	77	47	SWITZERLAND	2 364	276 395	177 271
INDONESIA	9	303	192	AUSTRIA	1 535	175 808	113 020
SINGAPORE	7	414	258	ANDORRA	1	562	356
CHINA	2	432	265	MALTA	1	159	102
SOUTH KOREA	2	108	68	YUGOSLAVIA	35	1 288	788
JAPAN	584	44 646	28 580	TURKEY	67	2 963	1 889
TAIWAN	5	419	262	ESTONIA	2	71	44
HONG KONG	84	3 871	2 497	LATVIA	49	254	166
MACAO		54	35	SOVIET UNION	104	845	516
AUSTRALIA	49	2 795	1 849	POLAND	377	7 155	4 600
PAPUA NEW G		204	128	CZECHOSLOVA	435	11 249	7 294
NEW ZEALAND		57	34	HUNGARY	174	4 556	2 959
				ROMANIA	36	736	458
897 GOLD, SILVERWARE, JEWL NES				BULGARIA	2	8 872	5 498
IMPORTS	42 543	1 446 201	929 285	UKRAINE	22	167	110
FRANCE	709	63 555	40 680	BELARUS	46	215	146
BELGIUM LUX	268	5 759	3 720	RUSSIA	641	5 650	3 658
NETHERLANDS	2 981	23 368	14 993	KAZAKHSTAN		52	33
ITALY	3 596	510 461	327 720	YUGOSLAVIA	18	341	211
UNT D KINGDOM	654	30 665	19 638	SLOVENIA	20	943	613
IRELAND	545	16 530	10 629	CROATIA	33	381	256
DENMARK	154	7 586	4 889	MOROCCO	1	179	111
GREECE	29	2 906	1 862	TUNISIA	5	5 998	3 865
PORTUGAL	142	2 822	1 819	EGYPT	9	19 123	12 535
SPAIN	143	13 997	8 994	CTE D IVOIRE	4	284	177
NORWAY	2	1 003	636	NIGERIA	4	204	134
SWEDEN	15	808	519	KENYA		246	155
FINLAND	14	11 315	7 306	TANZANIA		52	36
SWITZERLAND	160	43 872	28 034	REUNION		209	134
AUSTRIA	1 503	88 171	56 296	MAURITIUS	24	6 437	4 154
YUGOSLAVIA	3	1 016	623	ZIMBABWE	1	4 062	2 588
TURKEY	67	18 380	11 812	SOUTH AFRICA	59	3 752	2 382
LATVIA		92	62	NAMIBIA		72	46
SOVIET UNION	2	477	291	USA	406	67 179	43 178
POLAND	540	2 138	1 372	CANADA	33	2 657	1 726
CZECHOSLOVA	1 009	8 346	5 378	MEXICO	20	4 448	2 801
HUNGARY	26	2 576	1 661	BERMUDA		2 060	1 298
RUSSIA	4	3 066	2 108	GUATEMALA		540	359
SLOVENIA		1 091	721	HONDURAS		226	152
BOS HERZEGOV	2	178	118	PANAMA	2	633	415
EGYPT	52	178	115	HAITI	2	250	164
KENYA	10	98	61	BAHAMAS		635	408
MAURITIUS	14	3 258	2 093	DOMINIC REP		84	54
SOUTH AFRICA	14	515	333	AM VIRGIN IS		589	386
USA	757	45 860	29 433	GUADELOUPE		299	189
CANADA	27	1 509	973	ANTIGUA		52	36
MEXICO	55	2 861	1 851	MARTINIQUE		258	166
GUATEMALA	10	68	42	CAYMAN IS		874	573
COSTA RICA	4	47	30	JAMAICA		637	413
PANAMA		89	55	BARBADOS		170	112
COLOMBIA	9	336	214	TRINIDAD TOB		81	52
PERU	37	512	338	ARUBA		472	295
BRAZIL	728	4 565	2 943	NETH ANTILL		2 365	1 516
CHILE	22	261	174	COLOMBIA	1	405	886
URUGUAY	9	214	138	VENEZUELA	1	282	180
ARGENTINA		395	262	ECUADOR		163	105
SYRIA	53	77	51	PERU		1 240	831
ISRAEL	186	36 044	23 109	BRAZIL	8	1 283	809
SAUDI ARABIA		74	48	CHILE		935	628
				URUGUAY		140	89



## 6 IMPORTS AND EXPORTS (SPECIAL TRADE) BY GROUPS OF THE SITC-REV. III AND BY COUNTRIES OF PRODUCTION AND CONSUMPTION 1992

GROUP COUNTRY	DT = 100 KG	1 000 DM	1 000 \$	GROUP COUNTRY	DT = 100 KG	1 000 DM	1 000 \$
ARGENTINA		254	164	FRANCE	205 244	543 356	349 149
CYPRUS	2	154	101	BELGIUM LUX	82 914	185 138	118 414
LEBANON	5	1 463	962	NETHERLANDS	99 465	310 177	199 237
IRAN	2	4 677	2 971	ITALY	83 193	247 881	158 305
ISRAEL	38	6 429	4 156	UNTD KINGDOM	154 139	453 030	292 072
JORDAN		122	78	IRELAND	3 895	19 938	12 856
SAUDI ARABIA	47	5 524	3 512	DENMARK	38 603	105 864	67 453
KUWAIT	10	1 645	1 045	GREECE	4 595	17 380	11 114
BAHRAIN	7	13 440	8 217	PORTUGAL	11 827	37 997	24 380
QATAR	2	591	384	SPAIN	66 171	175 450	112 303
ARAB EMIRAT	15	12 082	7 811	CANARY IS	69	587	380
OMAN		346	220	ICELAND	1 090	4 275	2 814
YEMEN	11	1 050	709	NORWAY	9 614	35 001	22 488
PAKISTAN		2 901	1 892	SWEDEN	30 831	97 628	62 635
INDIA	3	2 603	1 642	FINLAND	10 601	32 221	20 551
SRI LANKA	1	77	49	SWITZERLAND	54 203	350 583	225 064
THAILAND	15	3 850	2 457	AUSTRIA	61 370	360 041	231 589
INDONESIA		1 003	625	ANDORRA	417	3 827	2 447
MALAYSIA	10	1 663	1 063	MALTA	346	2 161	1 392
BRUNEI		11 254	6 949	YUGOSLAVIA	811	3 820	2 350
SINGAPORE	35	19 840	12 911	TURKEY	1 857	10 905	7 042
PHILIPPINES	3	1 194	760	ESTONIA	268	816	523
CHINA	1	2 395	1 558	LATVIA	48	281	172
SOUTH KOREA	41	2 285	1 447	LITHUANIA	63	286	182
JAPAN	241	47 626	30 576	SOVIET UNION	6 558	17 740	10 962
TAIWAN	21	5 729	3 618	POLAND	11 082	42 351	27 051
HONG KONG	190	43 772	28 177	CZECHOSLOVA	18 977	80 946	51 907
AUSTRALIA	51	9 319	6 027	HUNGARY	6 316	25 877	16 526
NEW ZEALAND		230	150	ROMANIA	2 321	6 402	4 095
AM OCEANIA	1	222	141	BULGARIA	755	2 564	1 646
FIJI		336	211	UKRAINE	1 018	3 057	2 023
FR POLYNESIA		465	298	BELARUS	24	63	40
SHIPS SUPPL	2	330	208	RUSSIA	11 847	34 265	22 185
998 MUSICAL INSTRUMENTS, ETC.				KAZAKHSTAN	184	460	302
IMPORTS	1 135 373	4 618 535	2 961 987	TURKMENISTAN	7	95	60
FRANCE	145 028	340 903	216 917	YUGOSLAVIA	366	2 002	1 297
BELGIUM LUX	58 153	210 035	134 787	SLOVENIA	457	3 179	2 063
NETHERLANDS	148 047	490 822	315 233	CROATIA	374	2 276	1 502
ITALY	27 447	103 879	66 350	BOS HERZEGOV	2	113	78
UNTD KINGDOM	115 764	503 707	322 627	MOROCCO	205	1 240	776
IRELAND	81 064	564 546	363 015	ALGERIA	117	1 053	700
DENMARK	7 090	50 848	32 926	TUNISIA	344	1 041	668
GREECE	418	2 944	1 862	LIBYA	96	364	234
PORTUGAL	3 235	6 239	4 011	EGYPT	66	443	285
SPAIN	4 364	20 397	13 115	BURKINA FASO	11	84	55
NORWAY	356	3 098	2 000	SENEGAL	18	56	36
SWEDEN	1 247	15 044	9 680	CTE D IVOIRE	5	62	39
FINLAND	999	5 328	3 423	GHANA	8	52	32
SWITZERLAND	11 997	137 069	88 178	BENIN	6	182	113
AUSTRIA	50 749	162 754	104 481	NIGERIA	58	227	148
YUGOSLAVIA	138	547	338	CAMEROON	3	91	60
TURKEY	11 812	13 685	8 775	CONGO	2	55	35
SOVIET UNION	265	375	227	ZAIRE	6	71	44
POLAND	4 567	6 532	4 246	RWANDA	4	75	46
CZECHOSLOVA	7 681	16 808	10 691	ANGOLA	32	170	109
HUNGARY	2 094	5 809	3 738	ETHIOPIA	23	191	124
ROMANIA	97	405	254	KENYA	38	178	112
BULGARIA	4 108	7 507	4 728	UGANDA	1	54	35
UKRAINE	1 329	2 345	1 543	TANZANIA	8	160	101
RUSSIA	567	519	327	MOZAMBIQUE	2	187	123
YUGOSLAVIA	64	295	183	REUNION	25	116	75
SLOVENIA	66	559	364	MAURITIUS	10	81	55
CROATIA	67	274	179	ZAMBIA	8	74	47
SENEGAL	65	81	52	ZIMBABWE	25	120	76
CTE D IVOIRE	34	92	64	SOUTH AFRICA	2 397	11 618	7 488
GHANA	60	53	33	USA	83 808	279 460	178 805
CAMEROON	66	86	55	CANADA	4 010	15 858	10 135
SOUTH AFRICA	51	211	134	MEXICO	2 422	8 800	5 744
USA	95 867	907 171	581 261	BERMUDA	12	57	34
CANADA	2 832	32 099	20 430	GUATEMALA	27	145	96
MEXICO	985	2 873	1 811	EL SALVADOR	5	135	85
BRAZIL	6 127	6 699	4 296	COSTA RICA	15	145	99
CHILE	47	234	149	PANAMA	14	59	37
BOLIVIA	22	345	219	CUBA	5	185	124
ISRAEL	2 581	11 303	7 305	NETH ANTILL	83	248	157
ARAB EMIRAT	58	172	107	COLOMBIA	539	2 317	1 494
PAKISTAN	115	247	157	VENEZUELA	862	3 744	2 443
INDIA	497	1 394	896	ECUADOR	19	142	96
THAILAND	5 085	8 157	5 212	PERU	99	526	334
INDONESIA	1 512	2 168	1 373	BRAZIL	7 038	22 238	14 215
MALAYSIA	1 836	2 543	1 630	CHILE	733	3 081	1 999
SINGAPORE	5 073	17 990	11 429	PARAGUAY	32	175	114
PHILIPPINES	871	1 501	974	URUGUAY	51	292	191
CHINA	29 015	57 244	36 860	ARGENTINA	3 002	8 764	5 740
SOUTH KOREA	44 849	77 410	49 523	CYPRUS	267	826	524
JAPAN	190 595	679 919	436 882	LEBANON	123	519	327
TAIWAN	21 513	61 885	39 596	SYRIA	205	1 844	1 204
HONG KONG	19 997	55 188	35 553	IRAN	474	23 123	14 832
MACAO	16 315	15 524	9 896	ISRAEL	2 278	8 949	5 742
AUSTRALIA	194	1 904	1 209	JORDAN	1	51	31
NEW ZEALAND	25	435	280	SAUDI ARABIA	1 098	4 518	2 897
EXPORTS	1 134 629	3 867 879	2 482 123	KUWAIT	48	1 919	1 219
				BAHRAIN	21	274	172
				QATAR	12	137	86
				ARAB EMIRAT	180	2 391	1 536
				OMAN	26	220	141
				YEMEN	10	52	33



6 IMPORTS AND EXPORTS (SPECIAL TRADE) BY GROUPS OF THE SITC-REV. III AND BY COUNTRIES OF PRODUCTION AND CONSUMPTION 1992

GROUP COUNTRY	DT = 100 KG	1 000 DM	1 000 \$	GROUP COUNTRY	DT = 100 KG	1 000 DM	1 000 \$
PAKISTAN	5	224	140	HONG KONG	22 943	44 908	28 964
INDIA	46	2 085	1 324	MACAO	15	84	57
SRI LANKA	113	414	266	AUSTRALIA	86	7 305	4 734
THAILAND	253	3 619	2 236	NEW ZEALAND	11	336	214
INDONESIA	33	369	242	EXPORTS	884 315	2 150 845	1 379 480
MALAYSIA	805	6 132	3 917	FRANCE	79 090	199 180	127 612
SINGAPORE	1 839	9 052	5 819	BELGIUM LUX	73 075	91 066	58 413
PHILIPPINES	12	1 306	789	NETHERLANDS	132 246	193 736	124 342
CHINA	111	6 079	4 004	ITALY	35 727	128 793	82 362
NORTH KOREA	120	1 033	657	UNITED KINGDOM	41 395	120 492	77 437
SOUTH KOREA	2 679	15 085	9 645	IRELAND	3 621	24 351	15 651
JAPAN	11 479	104 556	66 971	DENMARK	69 120	65 103	41 704
TAIWAN	2 757	16 545	10 599	GREECE	13 099	41 961	26 921
HONG KONG	6 717	30 281	19 639	PORTUGAL	15 919	45 049	28 829
AUSTRALIA	13 743	37 040	23 755	SPAIN	18 192	77 162	49 237
NEW ZEALAND	868	3 739	2 417	CANARY IS	425	2 159	1 383
FR POLYNESIA	12	133	84	ICELAND	1 723	1 742	1 122
899 MISC MANUFCTRD GOODS NES				NORWAY	16 262	22 421	14 398
IMPORTS	1 640 516	2 643 999	1 695 464	SWEDEN	29 519	61 522	39 588
FRANCE	51 688	164 793	105 701	FINLAND	13 882	23 839	15 315
BELGIUM LUX	21 624	85 577	54 917	SWITZERLAND	78 584	155 307	99 874
NETHERLANDS	279 527	229 006	146 942	AUSTRIA	99 180	156 764	100 583
ITALY	101 308	173 003	110 228	ANDORRA	88	347	219
UNITED KINGDOM	78 104	107 140	68 561	MALTA	796	3 004	1 916
IRELAND	6 819	29 004	18 572	YUGOSLAVIA	2 270	14 881	9 151
DENMARK	19 047	70 314	45 232	TURKEY	9 971	38 659	24 839
GREECE	2 327	13 299	8 613	ESTONIA	30	227	142
PORTUGAL	72 205	39 664	25 077	LATVIA	133	680	432
SPAIN	6 961	19 209	12 264	LITHUANIA	189	704	451
ICELAND	7	257	167	SOVIET UNION	1 551	4 050	2 482
NORWAY	7 361	8 070	5 244	POLAND	25 912	78 672	50 485
SWEDEN	13 012	29 879	19 219	CZECHOSLOVAKIA	12 662	37 540	24 177
FINLAND	3 747	9 043	5 748	HUNGARY	7 610	30 413	19 516
SWITZERLAND	59 655	307 848	197 382	ROMANIA	3 411	21 515	13 821
AUSTRIA	15 642	53 148	34 071	BULGARIA	1 127	7 509	4 828
MALTA	34	1 053	673	ALBANIA	42	677	434
YUGOSLAVIA	10 767	7 058	4 335	UKRAINE	182	1 333	876
TURKEY	7 444	14 825	9 499	BELARUS	84	229	149
ESTONIA	2 065	1 868	1 279	RUSSIA	1 788	5 744	3 741
LATVIA	38	50	32	KAZAKHSTAN	11	112	71
LITHUANIA	103	108	69	YUGOSLAVIA	1 069	8 991	5 791
SOVIET UNION	2 328	425	259	SLOVENIA	2 184	14 397	9 405
POLAND	78 584	33 311	21 396	CROATIA	1 554	11 533	7 522
CZECHOSLOVAKIA	44 496	25 345	16 264	BOS HERZEGOV	174	697	468
HUNGARY	52 672	22 756	14 570	MOROCCO	1 701	13 114	8 411
ROMANIA	21 867	8 891	5 664	ALGERIA	377	433	265
BULGARIA	2 208	543	345	TUNISIA	3 180	17 135	10 976
ALBANIA	206	306	198	LIBYA	18	249	154
RUSSIA	1 232	442	287	EGYPT	785	3 449	2 190
YUGOSLAVIA	2 116	1 582	993	SUDAN	120	258	164
SLOVENIA	3 460	2 242	1 475	COTE D'IVOIRE	58	198	128
CROATIA	7 314	5 868	3 849	GHANA	22	81	51
BOS HERZEGOV	1 443	388	254	NIGERIA	390	1 507	979
MOROCCO	371	229	147	ANGOLA	69	194	124
EGYPT	45	82	53	ETHIOPIA	106	556	368
BURKINA FASO	72	184	122	KENYA	15	55	36
GHANA	714	522	335	UGANDA	9	67	46
NIGERIA	63	48	31	TANZANIA	31	55	35
KENYA	1 011	646	417	SEYCHELLES	26	65	41
SEYCHELLES	1	48	31	REUNION	184	239	152
MAURITIUS	62	1 446	938	MAURITIUS	113	1 331	866
SOUTH AFRICA	1 397	4 013	2 566	ZAMBIA	42	251	165
SWAZILAND	54	101	61	ZIMBABWE	26	229	150
LESOTHO	1 516	1 371	897	SOUTH AFRICA	2 917	12 884	8 313
USA	15 246	261 812	167 530	LESOTHO	1 475	330	208
CANADA	346	12 575	8 038	USA	34 094	161 544	103 828
MEXICO	8 424	11 547	7 368	CANADA	3 947	15 746	10 090
GUATEMALA	22	82	47	MEXICO	969	8 202	5 219
EL SALVADOR	33	84	54	GUATEMALA	94	332	206
HAITI	263	271	180	HONDURAS	34	62	38
ECUADOR	750	1 399	890	EL SALVADOR	80	186	118
BRAZIL	2 504	4 530	2 895	COSTA RICA	152	364	236
CHILE	3	362	236	PANAMA	70	240	149
ARGENTINA	19	185	118	CUBA	65	409	271
SYRIA	46	73	49	HAITI	42	92	58
ISRAEL	113	505	325	DOMINIC REP	29	88	56
SAUDI ARABIA	15	60	39	GUADALOUPE	157	178	109
KUWAIT	1	311	197	MARTINIQUE	227	211	129
ARAB EMIRAT	2	236	154	TRINIDAD TOB	33	82	50
PAKISTAN	192	246	156	ARUBA	12	769	492
INDIA	6 285	8 495	5 461	NETH ANTILL	85	153	102
BANGLADESH	524	496	323	COLOMBIA	99	1 553	1 001
SRI LANKA	5 193	3 741	2 405	VENEZUELA	567	2 251	1 446
THAILAND	13 358	26 382	16 978	ECUADOR	226	803	514
VIETNAM	4 275	1 533	996	PERU	268	717	460
INDONESIA	11 074	10 122	6 514	BRAZIL	241	4 219	2 719
MALAYSIA	1 891	2 915	1 859	CHILE	486	3 385	2 174
SINGAPORE	5 252	45 771	29 327	BOLIVIA	16	167	104
PHILIPPINES	13 986	24 270	15 550	PARAGUAY	42	154	98
CHINA	464 725	491 491	316 247	URUGUAY	103	491	317
NORTH KOREA	22	86	56	ARGENTINA	721	8 773	5 610
SOUTH KOREA	12 286	51 996	33 290	CYPRUS	702	1 626	1 040
JAPAN	28 333	83 900	53 796	LEBANON	758	1 464	952
TAIWAN	39 194	70 316	45 073	SYRIA	771	1 499	934
				IRAN	1 192	13 445	8 656



## 6 IMPORTS AND EXPORTS (SPECIAL TRADE) BY GROUPS OF THE SITC-REV. III AND BY COUNTRIES OF PRODUCTION AND CONSUMPTION 1992

GROUP COUNTRY	DT = 100 KG	1 000 DM	1 000 \$	GROUP COUNTRY	DT = 100 KG	1 000 DM	1 000 \$
ISRAEL	3 714	10 615	6 807	SOUTH KOREA	204	882	539
JORDAN	444	923	591	TAIWAN	7 924	7 046	4 431
SAUDI ARABIA	4 937	20 445	12 687	AUSTRALIA	447	1 011	612
KUWAIT	809	2 974	1 912				
BAHRAIN	323	765	497	961 COIN NONGOLD NONCURRENT			
QATAR	250	481	308				
ARAB EMIRAT	1 518	4 727	3 021	IMPORTS	1 783	136 188	87 233
OMAN	42	281	179				
YEMEN	104	412	272	FRANCE	132	10 614	6 752
AFGHANISTAN	15	128	87	BELGIUM LUX	10	1 308	833
PAKISTAN	143	601	380	NETHERLANDS	85	6 579	4 180
INDIA	629	3 595	2 294	ITALY	8	1 411	921
BANGLADESH	4	57	37	UNITD KINGDOM	176	10 302	6 583
SRI LANKA	222	1 941	1 237	DENMARK	4	111	73
THAILAND	1 060	3 964	2 542	PORTUGAL	1	378	240
VIETNAM	110	600	383	SPAIN	84	11 441	7 305
INDONESIA	479	1 380	882	NORWAY	5	993	626
MALAYSIA	635	2 094	1 348	SWEDEN		151	94
SINGAPORE	2 565	21 163	13 805	FINLAND		175	115
PHILIPPINES	769	1 988	1 275	SWITZERLAND	104	9 635	6 163
MONGOLIA	122	463	296	AUSTRIA	88	12 494	7 971
CHINA	1 241	4 429	2 848	ANDORRA	2	262	167
NORTH KOREA	36	305	193	GIBRALTAR	7	447	282
SOUTH KOREA	656	8 088	5 172	TURKEY		126	82
JAPAN	4 108	40 281	25 861	LITHUANIA	56	430	277
TAIWAN	761	7 780	4 994	SOVIET UNION	33	1 494	915
HONG KONG	3 905	20 538	13 201	POLAND	2	287	186
AUSTRALIA	1 994	12 077	7 772	CZECHOSLOVA	3	170	105
NEW ZEALAND	179	1 294	824	HUNGARY	6	639	415
NEW CALEDON	12	84	55	BULGARIA	13	935	601
FR POLYNESIA	10	128	83	RUSSIA	46	2 540	1 625
SHIPS SUPPL		575	366	EGYPT	4	521	324
UNID COUNTR	112	490	319	SOUTH AFRICA	14	367	246
				USA	245	14 257	9 133
931 SPEC. TRANSACT. NOT CLASSD				CANADA	120	10 524	6 763
IMPORTS	5 755 739	11 483 402	7 398 712	MEXICO	15	1 312	873
EXPORTS	7 250 500	8 760 591	5 613 780	CUBA	14	1 690	1 076
				TURKS CAICOS		70	48
941 COMPL IND PLANT CHAPT 99				SURINAME		48	30
EXPORTS	288 315	255 422	163 625	ISRAEL	1	157	100
FRANCE	542	911	579	SAUDI ARABIA	14	250	152
BELGIUM LUX	2 653	5 782	3 784	NEPAL	2	70	44
NETHERLANDS	278	152	99	VIETNAM		64	41
ITALY	1 554	831	525	SINGAPORE	88	4 652	2 983
UNITD KINGDOM	595	1 109	694	CHINA	102	6 898	4 404
PORTUGAL	1 271	7 920	5 147	SOUTH KOREA	4	77	47
SPAIN	4 893	20 932	12 981	JAPAN	232	584	383
SWEDEN	217	1 486	938	AUSTRALIA	15	20 274	13 170
FINLAND	36	123	78	N ZEAL OCEAN		828	515
SWITZERLAND	67	253	167	VANUATU	3	154	94
AUSTRIA	23	1 051	660	WEST SAMOA	3	109	69
TURKEY	1 773	3 256	2 080	EXPORTS	23 158	51 521	33 515
SOVIET UNION	32 717	10 968	6 716	FRANCE	13	149	92
POLAND	5 350	7 116	4 608	BELGIUM LUX	14	89	54
CZECHOSLOVA	6 871	2 107	1 301	NETHERLANDS	53	1 952	1 227
HUNGARY	126	208	127	ITALY	26	417	257
ROMANIA	562	411	282	UNITD KINGDOM	14	529	347
UKRAINE	4 203	3 476	2 325	DENMARK	5	109	66
BELARUS	52	73	48	SPAIN	38	500	311
RUSSIA	37 929	21 272	13 768	SWITZERLAND	99	5 181	3 310
MOROCCO	341	129	83	AUSTRIA	159	12 676	8 204
ALGERIA	11 713	3 383	2 142	ANDORRA	5	235	145
TUNISIA	75	91	61	LATVIA	5 717	10 723	7 146
LIBYA	10 718	3 524	2 329	HUNGARY		85	59
EGYPT	2 711	10 341	6 532	USA	26	1 501	957
NIGERIA	21 332	15 798	10 140	CANADA		103	69
ZAIRE	1 737	1 283	819	EL SALVADOR	2 218	1 769	1 091
ANGOLA	85	152	93	COSTA RICA	650	388	254
KENYA	275	376	240	CUBA		113	73
ZIMBABWE	10 153	1 462	936	VENEZUELA	1 757	2 929	1 827
SOUTH AFRICA	5 485	6 536	4 489	ECUADOR	12 159	10 637	7 101
USA	126	275	184	ISRAEL	177	233	151
CANADA	6 267	12 182	7 392	CHINA	5	219	148
MEXICO	2 589	10 427	6 964	NORTH KOREA	2	62	39
TRINIDAD TOB	7 810	4 032	2 709	JAPAN	9	182	117
VENEZUELA	239	2 739	1 726	AUSTRALIA	1	448	283
BOLIVIA	51	78	50				
ARGENTINA	78	254	165	971 GOLD, NONMONTY EXCL ORES			
IRAN	52 774	20 471	13 537	IMPORTS	3 309	1 996 953	1 282 897
SAUDI ARABIA	2 992	12 526	8 225				
KUWAIT	829	509	342	FRANCE	81	59 530	38 111
BAHRAIN	1 687	2 865	1 804	BELGIUM LUX	146	35 635	22 719
ARAB EMIRAT	1 178	5 030	3 122	NETHERLANDS	590	18 204	11 697
OMAN	209	257	163	ITALY	5	1 271	816
YEMEN	35	57	36	UNITD KINGDOM	371	636 509	405 300
PAKISTAN	3 702	1 700	1 072	DENMARK	36	4 156	2 655
INDIA	12 188	6 022	3 799	GREECE		166	101
BANGLADESH	303	831	504	SPAIN	4	4 209	2 806
THAILAND	736	1 901	1 176	NORWAY	2	1 612	1 012
INDONESIA	7 193	10 492	6 781	SWEDEN	181	23 737	15 149
MALAYSIA	2 434	1 629	1 025	FINLAND	6	10 964	7 043
PHILIPPINES	66	118	72	SWITZERLAND	154	182 994	120 699
CHINA	9 804	19 435	12 336	AUSTRIA	20	3 988	2 521
				YUGOSLAVIA	1	1 936	1 210



## 6 IMPORTS AND EXPORTS (SPECIAL TRADE) BY GROUPS OF THE SITC-REV. III AND BY COUNTRIES OF PRODUCTION AND CONSUMPTION 1992

GROUP COUNTRY	DT = 100 KG	1 000 DM	1 000 \$	GROUP COUNTRY	DT = 100 KG	1 000 DM	1 000 \$
LITHUANIA	4	193	122	AUSTRIA	4	10 409	6 741
SOVIET UNION	58	54 480	32 945	ANDORRA		111	75
POLAND	664	3 401	2 152	GIBRALTAR		160	102
CZECHOSLOVA	16	19 166	12 419	TURKEY		132	82
HUNGARY		427	279	SOVIET UNION		1 955	1 201
BULGARIA	44	126	79	HUNGARY		149	101
RUSSIA	20	16 089	11 108	RUSSIA		1 839	1 166
YUGOSLAVIA		70	47	SOUTH AFRICA	15	26 879	17 565
SLOVENIA		540	352	USA	5	15 686	10 210
CTE D IVOIRE		283	179	CANADA	21	47 671	30 825
GHANA	1	1 336	847	MEXICO		1 126	745
MAURITIUS		272	172	CHILE	2	3 355	2 021
ZIMBABWE	31	53 223	34 254	ISRAEL		62	40
SOUTH AFRICA	271	464 882	302 073	SINGAPORE		1 705	1 121
CANADA	167	159 292	100 762	CHINA	2	6 374	4 029
CUBA	12	10 269	6 529	AUSTRALIA	43	74 502	48 579
COLOMBIA	11	17 255	11 801	N ZEAL OCEAN		168	102
ECUADOR		84	52	WEST SAMOA		54	34
PERU	3	5 952	3 681	EXPORTS	98	173 111	111 224
BRAZIL	11	19 992	12 854	FRANCE		493	324
CHILE	77	27 813	17 668	BELGIUM LUX	26	47 045	29 910
THAILAND	2	2 208	1 435	NETHERLANDS		265	176
MALAYSIA		78	49	ITALY		923	610
SINGAPORE		230	144	UNTD KINGDOM		52	34
PHILIPPINES	15	9 387	5 733	DENMARK		61	41
CHINA	3	61	38	PORTUGAL		88	55
NORTH KOREA		250	169	SPAIN		133	83
JAPAN		1 158	742	FINLAND		48	31
AUSTRALIA	155	13 320	8 932	SWITZERLAND	32	53 263	33 982
EXPORTS	885	988 503	633 306	AUSTRIA	20	33 148	21 600
FRANCE	24	20 012	12 965	GIBRALTAR	16	25 551	16 701
BELGIUM LUX	124	67 297	42 792	HUNGARY		80	54
NETHERLANDS	30	42 563	27 333	BULGARIA		59	38
ITALY	112	144 981	93 102	SOUTH AFRICA		86	55
UNTD KINGDOM	41	9 958	6 387	USA	2	8 072	5 149
IRELAND	3	226	144	CANADA	1	1 599	1 007
DENMARK		5 394	3 457	SINGAPORE		277	187
GREECE		2 188	1 386	HONG KONG	1	1 278	810
PORTUGAL	92	156 352	100 732	AUSTRALIA		435	277
SPAIN	23	34 727	22 274	TOTAL			
NORWAY		4 748	3 055	IMPORTS	4 557 372 205	637 546 169	408 454 482
SWEDEN	31	13 282	8 595	EXPORTS	2 156 383 419	671 202 643	430 367 531
FINLAND		588	375				
SWITZERLAND	73	36 308	22 982				
AUSTRIA	13	29 226	18 838				
MALTA		1 855	1 196				
YUGOSLAVIA	1	2 147	1 332				
TURKEY		827	539				
POLAND		891	570				
CZECHOSLOVA	14	19 730	12 801				
HUNGARY	49	600	384				
SLOVENIA	10	2 116	1 379				
CROATIA	13	90	58				
EGYPT		124	78				
MAURITIUS		483	309				
SOUTH AFRICA		315	198				
USA	6	7 511	4 737				
CANADA	1	461	293				
MEXICO		167	108				
BRAZIL		271	175				
CYPRUS	11	19 906	12 753				
IRAN		52	36				
ISRAEL		120	73				
SAUDI ARABIA	146	250 916	160 615				
KUWAIT	16	24 876	15 864				
ARAB EMIRAT	12	19 981	12 183				
OMAN		343	224				
INDIA		696	449				
THAILAND	23	23 441	15 040				
VIETNAM		648	398				
INDONESIA		325	208				
MALAYSIA	1	2 269	1 554				
SINGAPORE	7	11 720	7 501				
PHILIPPINES		1 199	775				
CHINA	2	6 411	4 184				
SOUTH KOREA	2	4 207	2 604				
JAPAN	1	3 991	2 489				
TAIWAN		116	75				
HONG KONG	3	11 034	7 186				
AUSTRALIA		518	326				
972 MONETARY GOLD, GOLD COINS							
IMPORTS	103	227 457	147 355				
FRANCE	1	3 597	2 294				
BELGIUM LUX	2	4 040	2 579				
NETHERLANDS		1 206	766				
ITALY	1	2 246	1 436				
UNTD KINGDOM	2	8 344	5 413				
DENMARK		63	39				
PORTUGAL		302	203				
SPAIN		1 484	939				
NORWAY		759	480				
SWITZERLAND	5	12 869	8 335				



## 7 IMPORTS AND EXPORTS (SPECIAL TRADE) BY COUNTRIES OF PRODUCTION AND CONSUMPTION AND BY GROUPS OF THE SITC-REV. III 1992

GROUP DESCRIPTION	DT = 100 KG	1 000 DM	1 000 \$	GROUP DESCRIPTION	DT = 100 KG	1 000 DM	1 000 \$
FRANCE							
IMPORTS	310 953 015	76 422 977	48 880 658	531 SYNTH. COLOURS, LAKES, ETC.	57 768	113 578	71 710
001 LIVE ANIMALS	292 832	164 250	105 535	532 DYEING, TANNING MATERIALS	18 763	4 709	3 002
011 BOVINE MEAT	1 033 968	719 543	461 603	533 PIGMENTS, PAINTS, ETC.	691 794	283 318	181 600
012 OTHER MEAT, MEAT OFFAL	1 101 333	574 870	369 353	541 MEDICINES, ETC. EXC. GRP542	43 268	271 560	175 100
016 MEAT, ED. OFFL, DRY, SLT, SMK	34 056	28 724	18 623	542 MEDICAMENTS	76 788	711 935	456 160
017 MEAT, OFFL, PRPD, PRSVD, NES	139 325	132 605	85 229	551 ESSENTIAL OIL, PERFUME, FLAVR	39 308	138 087	88 366
022 MILK AND CREAM	832 137	161 336	103 450	553 PERFUMERY, COSMETICS, ETC.	319 348	955 773	613 522
023 BUTTER, OTHER FAT OF MILK	19 937	13 645	8 721	554 SOAP, CLEANERS, POLISH, ETC	1 024 557	205 805	132 568
024 CHEESE AND CURD	1 169 550	1 019 266	654 212	562 FERTILIZER, EXCEPT GRP272	2 873 580	66 538	42 385
025 EGGS, BIRDS, YOLKS, ALBUMIN	65 935	23 031	14 630	571 POLYMERS OF ETHYLENE	2 370 335	298 489	191 632
034 FISH, FRESH, CHILLED, FROZEN	67 866	62 581	39 764	572 POLYMERS OF STYRENE	1 172 331	237 735	152 421
035 FISH, DRIED, SALTED, SMOKED	2 408	7 207	4 532	573 POLYMERS, VINYL CHLORIDE	1 222 055	192 317	123 215
036 CRUSTACEANS, MOLLUSCS ETC	21 553	19 698	12 596	574 POLYACETAL, POLYCARBONATE	338 411	108 354	69 851
037 FISH ETC. PRPD, PRSVD, NES	22 846	18 310	11 812	575 OTH. PLASTIC, PRIMARY FORM	2 562 956	643 371	411 968
041 WHEAT, MESLIN, UNMILLED	7 289 591	301 339	193 387	579 PLASTIC WASTE, SCRAP ETC	45 358	3 343	2 135
042 RICE	32 613	4 857	3 076	581 PLASTIC TUBE, PIPE, HOSE	81 711	80 419	51 526
043 BARLEY, UNMILLED	785 034	30 641	19 424	582 PLASTIC PLATE, SHEETS, ETC	530 250	369 972	237 095
044 MAIZE UNMILLED	8 973 215	483 257	306 697	583 MONOFILAMENT OF PLASTICS	60 736	32 677	20 915
045 OTHER CEREALS, UNMILLED	261 768	14 488	9 446	591 INSECTICIDES, ETC.	227 306	410 660	259 673
046 MEAL, FLOUR OF WHEAT, MSLN	710 909	49 317	31 556	592 STARCHES, INULIN, ETC.	1 203 751	221 092	141 694
047 OTHER CEREAL MEAL, FLOURS	58 192	3 293	2 116	593 EXPLOSIVES, PYROTECHNICS	1 826	14 118	9 184
048 CEREAL PREPARATIONS	3 838 154	533 185	342 688	597 PREPARED ADDITIVES, LIQUIDS	710 809	222 244	142 528
054 VEGETABLES	4 258 820	576 191	362 798	598 MISC. CHEMICAL PRODS. NES	3 541 696	384 650	246 308
056 VEGETABLES, PRPD, PRSVD, NES	2 311 437	448 596	287 130	611 LEATHER	22 021	55 146	35 252
057 FRUIT, NUTS EXCL. OIL NUTS	2 251 404	404 317	265 218	612 MANUFACT. LEATHER ETC. NES	705	4 014	2 575
058 FRUIT, PRESERVED, PREPARED	231 783	75 435	48 322	613 FURSKINS, TANNED, DRESSED	478	7 229	4 625
059 FRUIT, VEGETABLE JUICES	707 969	58 791	37 633	621 MATERIALS OF RUBBER	279 477	180 207	115 484
061 SUGARS, MOLASSES, HONEY	2 606 725	336 182	216 196	625 RUBBER TYRES, TUBES, ETC.	1 441 276	1 015 711	649 374
062 SUGAR CONFECTIONERY	100 756	65 508	41 867	629 ARTICLES OF RUBBER, NES	132 754	265 072	169 668
071 COFFEE, COFFEE SUBSTITUTE	252 109	58 020	36 983	633 CORK MANUFACTURES	5 174	3 382	2 161
072 COCOA	67 867	18 904	12 084	634 VENEERS, PLYWOOD, ETC.	2 669 516	235 624	150 725
073 CHOCOLATE, OTH. COCOA PREP	325 726	194 572	125 183	635 WOOD MANUFACTURES, NES	383 467	122 760	78 689
074 TEA AND MATE	128	132	85	641 PAPER AND PAPERBOARD	8 755 534	1 342 175	861 272
075 SPICES	12 054	6 233	3 951	642 PAPER, PAPERBOARD, CUT ETC	218 406	439 037	281 251
081 ANIMAL FEED STUFF	3 100 978	225 198	144 492	651 TEXTILE YARN	312 187	335 014	214 491
091 MARGARINE AND SHORTENING	2 673	539	341	652 COTTON FABRICS, WOVEN	86 776	204 931	131 023
098 EDIBLE PROD. PREPRTNS, NES	584 648	224 407	143 993	653 FABRICS, MAN-MADE FIBRES	156 634	440 899	281 191
111 NON-ALCOHOL. BEVERAGE, NES	3 030 047	259 183	164 921	654 OTH. TEXTILE FABRIC, WOVEN	65 139	141 425	90 199
112 ALCOHOLIC BEVERAGES	3 178 193	1 512 810	967 271	655 KNIT, CROCHET, FABRIC NES	18 098	52 695	33 625
121 TOBACCO, UNMANUFACTURED	43 108	33 584	21 859	656 TULLE, LACE, EMBROIDRY, ETC	16 431	90 301	57 514
122 TOBACCO, MANUFACTURED	181 415	75 384	48 568	657 SPECIAL YARN, TXTL. FABRIC	256 232	233 488	149 171
211 HIDES, SKINS (EX. FURS), RAW	52 429	15 207	9 678	658 TEXTILE ARTICLES NES	49 496	104 055	66 505
212 FURSKINS, RAW	19	114	72	659 FLOOR COVERINGS, ETC.	161 182	90 540	57 989
222 OILSEED (SFT. FIX. VEG. OIL)	7 343 689	485 400	303 377	661 LIME, CEMENT, CONSTR. MATRL	8 007 102	202 313	129 939
223 OILSEED (OTH. FIX. VEG. OIL)	15 314	2 376	1 465	662 CLAY, REFRCT. CONSTR. MATRL	6 351 761	307 969	197 647
231 NATURAL RUBBER, ETC.	5 970	2 036	1 319	663 MINERAL MANUFACTURES, NES	2 567 788	249 801	159 903
232 SYNTHETIC RUBBER, ETC.	864 030	197 879	126 571	664 GLASS	1 130 776	167 873	107 556
244 CORK, NATURAL, RAW, WASTE	4 960	809	523 671	665 GLASSWARE	1 249 954	339 551	217 155
245 FUEL WOOD, WOOD CHARCOAL	129 039	4 644	2 998	666 POTTERY	38 268	35 650	22 821
246 WOOD IN CHIPS, PARTICLES	2 581 118	8 682	5 557	667 PEARLS, PRECIOUS STONES			
247 WOOD ROUGH, ROUGH SQUARED	2 407 168	96 969	61 020	671 PIG IRON, SPIEGELEISN, ETC	1 096 725	123 516	79 565
248 WOOD, SIMPLY WORKED	1 754 959	141 811	90 647	672 INGOTS ETC. IRON OR STEEL	1 078 029	76 476	49 064
251 PULP AND WASTE PAPER	1 576 005	85 734	55 101	673 FLAT-ROLLED IRON ETC.	6 234 081	503 863	321 632
261 SILK	38	57	36	674 FLAT-ROLLED PLATED IRON	4 624 290	525 566	339 266
263 COTTON	65 718	5 432	3 466	675 FLAT-ROLLED, ALLOY STEEL	1 249 061	383 762	245 365
264 JUTE, OTH. TEXTL. BAST FIBR	1 361	334	224	676 IRON, STL. BAR, SHAPES ETC.	9 719 627	763 347	489 061
265 VEGETABLE TEXTILE FIBRES	3 232	1 034	661	677 RAILWAY TRACK IRON, STEEL	23 266	4 863	3 102
266 SYNTHETIC FIBRES	98 094	36 637	23 516	678 WIRE OF IRON OR STEEL	832 989	122 041	78 074
267 OTHER MAN-MADE FIBRES	24 250	4 335	2 782	679 TUBES, PIPES, ETC. IRON, STL	1 681 487	320 961	205 396
268 WOOL, OTHER ANIMAL HAIR	131 934	139 935	89 454	681 SILVER, PLATINUM, ETC.	1 502	41 475	26 525
269 WORN CLOTHING, TEXTL. ARTL	20 141	1 534	982	682 COPPER	975 820	502 955	321 948
272 FERTILIZERS, CRUDE	27 336	1 223	768	683 NICKEL	69 657	96 045	61 204
273 STONE, SAND AND GRAVEL	83 827 767	134 581	86 583	684 ALUMINIUM	1 895 671	804 496	514 772
274 SULPHUR, UNRSTD. IRON PYRS	13 450	283	181	685 LEAD	1 553 288	16 047	10 291
277 NATURAL ABRASIVES, NES	6 271	1 850	1 197	686 ZINC	506 663	136 456	87 878
278 OTHER CRUDE MINERALS	11 490 339	131 564	84 355	687 TIN	371	343	217
282 FERROUS WASTE AND SCRAP	2 447 426	43 552	27 927	689 MISC. NON-FERR. BASE METAL	39 218	27 498	17 672
283 COPPER ORES, CONCENTRATES	17 601	1 513	938	691 METALLIC STRUCTURES NES	1 151 489	357 326	229 984
285 ALUMINIUM ORE, CONCTR, ETC	144 245	13 663	8 733	692 CONTAINERS, STORAGE, TRNSP	336 316	152 916	97 607
287 ORE, CONCENTR. BASE METALS	6 744	628	411	693 WIRE PRODUCTS EXCL. ELECT	329 741	75 770	48 730
288 NON-FERROUS WASTE, SCRAP	808 174	203 521	130 605	694 NAILS, SCREWS, NUTS, ETC.	207 632	106 909	68 443
289 PREC. METAL ORES, CONCTR	715	18 737	11 945	695 TOOLS	59 810	206 689	131 882
291 CRUDE ANIMAL MATERIALS, NES	127 286	51 896	33 130	696 CUTLERY	3 711	13 632	8 759
292 CRUDE VEG. MATERIALS, NES	275 232	135 538	85 911	697 HOUSEHOLD EQUIPMENT, NES	111 759	113 933	72 761
321 COAL, NOT AGGLOMERATED	4 023 052	93 291	60 127	699 MANUFACT. BASE METAL, NES	1 154 741	676 895	433 436
322 BRIQUETTES, LIGNITE, PEAT	92 309	2 510	1 619	711 STEAM GENER. BOILERS, ETC.	8 143	6 351	4 054
325 COKE, SEMI-COKE, RET. CARBN	868 361	21 096	13 474	712 STEAM TURBINES	3 948	11 319	7 338
334 PETROLEUM PRODUCTS	14 750 501	531 286	339 955	713 INTRNL COMBUS PSTN ENGIN	368 108	741 419	473 598
335 RESIDUAL PETROL. PRODUCTS	1 866 963	65 835	42 370	714 ENGINES, MOTORS NON-ELECT	13 731	296 369	187 725
342 LIQUEFIED PROPANE, BUTANE	248 813	14 212	9 177	716 ROTATING ELECTRIC PLANT	345 146	400 447	256 542
344 PETROLEUM GASES, NES	115 730	4 580	2 947	718 OTH. POWR. GENRTNG. MACHNRY	22 122	120 115	77 426
351 ELECTRIC CURRENT, MWH	877 140	75 771	47 757	721 AGRIC. MACHINES, EX. TRACTR	214 074	213 690	136 402
411 ANIMAL OILS AND FATS	87 399	12 444	7 941	722 TRACTORS	96 373	115 974	74 752
421 FIXED VEG. FAT, OILS, SOFT	359 742	33 567	21 169	723 CIVIL ENGINEERING EQUIPT	796 685	676 275	432 615
422 FIXED VEG. FAT, OILS, OTHER	12 929	3 289	2 118	724 TEXTILE, LEATHER MACHINES	84 191	158 175	101 605
431 ANIMAL, VEG. FATS, OILS, NES	179 280	14 341	9 210	725 PAPER, PULP MILL MACHINES	25 455	71 736	45 968
511 HYDROCARBONS, NES, DERIVTS	2 019 737	193 173	123 898	726 PRINTING, BOOKBINDING MACHS	42 148	103 548	66 688
512 ALCOHOL, PHENOL, ETC. DERIV	1 622 809	271 737	174 171	727 FOOD-PROCESS. MCH. NON DOM	13 875	45 986	29 553
513 CARBOXYLIC ACIDS, DERIVTS	1 594 969	319 409	203 551	728 OTH. MACH. PTS, SPCL INDUST	198 672	377 117	241 551
514 NITROGEN-FUNCT. COMPOUNDS	1 723 443	541 230	346 110	731 METAL REMOVAL WORK TOOLS	20 870	77 006	48 970
515 ORGANO-INORGANIC COMPNDS	364 611	235 448	150 162	733 MACH-TOOLS, METAL-WORKING	34 729	53 410	34 295
516 OTHER ORGANIC CHEMICALS	1 116 792	152 946	97 880	735 PARTS, NES, FOR MACH-TOOLS	100 516	146 900	94 022
522 INORGANIC CHEM. ELEMENTS	4 266 009	225 576	144 753	737 METALWORKING MACHNRY NES	90 195	97 568	62 345
523 METAL. SALTS, INORGAN. ACID	1 469 685	86 973	55 630	741 HEATING, COOLING EQUIP, PART	385 317	582 840	374 094
524 OTHER CHEMICAL COMPOUNDS	226 141	25 765	16 487	742 PUMPS FOR LIQUIDS, PARTS	152 960	378 044	242 865
525 RADIO-ACTIVE MATERIALS	12 076	91 697	58 680	743 PUMPS NES, CENTRIFUGS ETC	144 127	368 128	235 163
				744 MECHANICAL HANDLING EQUIP	676 380	586 484	374 923
				745 OTH. NONELEC MCH. TOOL, NES	72 052	140 613	89 867
				746 BALL OR ROLLER BEARINGS	110 003	232 394	148 287



## 7 IMPORTS AND EXPORTS (SPECIAL TRADE) BY COUNTRIES OF PRODUCTION AND CONSUMPTION AND BY GROUPS OF THE SITC-REV. III 1992

GROUP DESCRIPTION	DT = 100 KG	1 000 DM	1 000 \$	GROUP DESCRIPTION	DT = 100 KG	1 000 DM	1 000 \$
747 TAPS, COCKS, VALVES, ETC.	136 398	349 640	224 293	111 NON-ALCOHOL. BEVERAGE, NES	677 891	76 626	49 347
748 TRANSMISSIONS SHAFTS ETC	118 160	182 451	116 853	112 ALCOHOLIC BEVERAGES	583 951	82 581	52 922
749 NON-ELECT. MACH. PARTS, ETC	127 032	236 361	151 852	121 TOBACCO, UNMANUFACTURED	17 010	1 211	774
751 OFFICE MACHINES	41 373	223 663	143 668	122 TOBACCO, MANUFACTURED	182 614	489 361	312 555
752 AUTOMATIC DATA PROC. EQUIP	45 639	1 427 946	909 686	211 HIDES, SKINS (EX. FURS), RAW	50 975	14 041	8 980
759 PARTS, FOR OFFICE MACHINES	33 426	581 529	373 890	212 FURSKINS, RAW	259	2 577	1 617
761 TELEVISION RECEIVERS ETC	173 548	388 963	250 587	222 OILSEED (SFT. FIX VEG. OIL)	166 728	12 354	7 679
762 RADIO-BROADCAST RECEIVER	6 362	67 616	43 504	223 OILSEED (OTH. FIX. VEG. OIL)	10 568	1 256	806
763 SOUND RECORDER, PHONOGRPH	31 027	191 083	123 485	231 NATURAL RUBBER, ETC.	6 392	1 096	709
764 TELECOMM. EQUIP. PARTS NES	48 232	442 036	283 694	232 SYNTHETIC RUBBER, ETC.	669 324	121 061	77 330
771 ELECT. POWER MACHIN. PARTS	110 585	150 162	96 524	245 FUEL WOOD, WOOD CHARCOAL	13 076	617	390
772 ELECT. SWITCH, RELAY, CIRCUIT	139 386	726 671	466 086	246 WOOD IN CHIPS, PARTICLES	4 962 296	51 110	32 865
773 ELECT. DISTRIB. EQPT NES	400 198	281 969	180 490	247 WOOD ROUGH, ROUGH SQUARED	3 134 913	40 900	26 195
774 ELECTRO-MEDCL. XRAY EQUIP	5 036	71 786	46 018	248 WOOD, SIMPLY WORKED	966 958	77 906	49 950
775 DOM. ELEC. NON-ELEC. EQUIPT	511 883	738 370	473 115	251 PULP AND WASTE PAPER	2 571 592	50 956	32 767
776 TRANSISTORS, VALVES, ETC.	101 699	910 508	585 837	261 SILK	2 263	2 048	1 293
778 ELECTRIC MACH. APPART. NES	562 137	764 043	490 310	263 COTTON	124 458	25 337	16 106
781 PASS. MOTOR VEHCLS. EX. BUS	3 242 358	5 383 104	3 426 021	265 VEGETABLE TEXTILE FIBRES	775	163	103
782 GOODS, SPCL. TRANSPORT VEH	605 414	866 998	552 156	266 SYNTHETIC FIBRES	399 665	140 461	89 827
783 ROAD MOTOR VEHICLES NES	176 836	348 100	222 252	267 OTHER MAN-MADE FIBRES	86 267	32 293	20 596
784 PARTS, TRACTORS, MOTOR VEH	2 520 980	3 340 968	2 137 773	268 WOOL, OTHER ANIMAL HAIR	28 156	21 064	13 405
785 CYCLES, MOTORCYCLES ETC.	44 221	122 253	77 758	269 WORN CLOTHING, TEXTL. ARTL	272 611	25 430	16 257
786 TRAILERS, SEMI-TRAILER, ETC	388 261	320 655	204 362	272 FERTILIZERS, CRUDE	77 995	3 841	2 455
791 RAILWAY VEHICLES, EQUIPNT	125 986	40 428	25 970	273 STONE, SAND AND GRAVEL	5 829 006	18 160	11 657
792 AIRCRAFT, ASSOC'D. EQUIPNT	112 747	11 856 036	7 565 761	274 SULPHUR, UNRSTD. IRON PYRS	1 312 944	18 164	11 473
793 SHIP, BOAT, FLOAT, STRUCTRS	186 942	57 539	36 710	277 NATURAL ABRASIVES, NES	30 469	4 821	3 118
811 PREFABRICATED BUILDINGS	98 384	56 080	36 003	278 OTHER CRUDE MINERALS	22 565 485	153 249	97 847
812 PLUMBING, SANITARY, EQPT. ETC	487 503	318 088	203 304	281 IRON ORE, CONCENTRATES	253 594	895	578
813 LIGHTING FIXTURES ETC. NES	46 160	74 999	48 052	282 FERROUS WASTE AND SCRAP	5 825 599	91 369	58 719
821 FURNITURE, CUSHIONS, ETC.	624 569	564 795	360 598	285 ALUMINIUM ORE, CONCTR. ETC	159 657	13 729	8 792
831 TRUNK, SUITCASES, BAG, ETC.	24 265	67 926	43 369	287 ORE, CONCENTR. BASE METALS	50 181	1 805	1 149
841 MENS, BOYS CLOTHING, X-KNIT	20 527	113 845	72 749	288 NON-FERROUS WASTE, SCRAP	1 435 118	134 538	86 179
842 WOMEN, GIRL CLOTHING, X-KNIT	54 088	436 573	279 656	289 PREC. METAL DRES. CONCTR'S	19	1 808	1 183
843 MENS, BOYS CLOTHING, KNIT	3 027	30 593	19 660	291 CRUDE ANIMAL MATERLS. NES	820 499	67 499	43 426
844 WOMEN, GIRLS CLOTHING, KNIT	13 291	103 673	66 465	292 CRUDE VEG. MATERIALS, NES	190 874	124 975	79 006
845 OTHR. TEXTILE APPAREL, NES	39 439	404 405	259 604	321 COAL, NOT AGGLOMERATED	2 474 380	84 950	54 814
846 CLOTHING ACCESSRS, FABRIC	11 792	82 744	53 167	322 BRIQUETTES, LIGNITE, PEAT	4 636 846	99 420	63 819
848 CLOTHING, NONTEXTL.; HEADGEAR	7 524	45 706	29 523	325 COKE, SEMI-COKE, RET. CARBN	1 186 191	24 207	15 113
851 FOOTWEAR	108 332	359 911	231 733	333 PETROLEUM OILS, CRUDE	339 903	7 040	4 434
871 OPTICAL INSTRUMENTS, NES	475	42 552	26 971	334 PETROLEUM PRODUCTS	15 392 647	478 893	308 551
872 MEDICAL INSTRUMENTS NES	28 498	185 358	118 467	335 RESIDUAL PETROL. PRODUCTS	3 108 577	80 040	51 517
873 METERS, COUNTERS, NES	7 920	26 518	16 946	342 LIQUEFIED PROPANE, BUTANE	475 275	17 087	10 957
874 MEASURE, CONTROL INSTRMNT	80 050	786 462	503 627	344 PETROLEUM GASES, NES			
881 PHOTOGRAPH APPAR. ETC. NES	2 481	23 032	14 792	351 ELECTRIC CURRENT, MWH	23 769	2 820	1 806
882 PHOTO. CINEMATOGRPH. SUPPL	126 787	238 002	152 487	411 ANIMAL OILS AND FATS	357 963	21 304	13 651
883 CINE. FILM EXPOSD. DEVELOPD	175	3 161	2 026	421 FIXED VEG. FAT, OILS, SOFT	233 543	22 002	14 082
884 OPTICAL GOODS NES	5 632	150 498	96 307	422 FIXED VEG. FAT, OILS, OTHER	121 983	15 223	9 725
885 WATCHES AND CLOCKS	10 002	88 015	56 470	431 ANIMAL, VEG. FATS, OILS, NES	437 147	63 630	40 864
891 ARMS AND AMMUNITION	14 104	73 455	47 172	511 HYDROCARBONS, NES, DERIVTS	2 944 728	228 837	147 173
892 PRINTED MATTER	882 284	366 588	235 653	512 ALCOHOL, PHENOL, ETC. DERIV	1 610 925	220 110	140 868
893 ARTICLES, NES, OF PLASTICS	1 177 773	830 050	531 143	513 CARBOXYLIC ACIDS, DERIVTS	1 116 194	283 576	181 221
894 BABY CARRIAGE, TOYS, GAMES	135 552	170 542	109 952	514 NITROGEN-FUNCT. COMPOUNDS	1 106 256	364 000	233 140
895 OFFICE, STATIONERY SUPPLS	20 568	61 622	39 679	515 ORGANO-INORGANIC COMPNDS	291 136	368 832	236 628
896 WORKS OF ART, ANTIQUE ETC	901	49 889	32 090	516 OTHER ORGANIC CHEMICALS	944 824	202 053	129 432
897 GOLD, SILVERWARE, JEWEL NES	709	63 555	40 680	522 INORGANIC CHEM. ELEMENTS	4 058 419	325 646	208 422
898 MUSICAL INSTRUMENTS, ETC.	145 028	340 903	216 917	523 METAL, SALTS, INORGAN. ACID	2 067 814	185 079	118 479
899 MISC. MANUFACTD. GOODS NES	51 688	164 793	105 701	524 OTHER CHEMICAL COMPOUNDS	159 723	69 236	44 508
961 COIN NONGOLD NONCURRENT	132	10 614	6 752	525 RADIO-ACTIVE MATERIALS	4 197	64 098	41 013
971 GOLD, NONMONTY EXCL. ORES	81	59 530	38 111	531 SYNTH. COLOURS, LAKES, ETC.	168 886	258 527	165 641
972 MONETARY GOLD, GOLD COINS	1	3 597	2 294	532 DYEING, TANNING MATERIALS	37 565	7 652	4 894
EXPORTS	217 367 302	86 999 184	55 777 247	533 PIGMENTS, PAINTS, ETC.	1 526 632	555 284	356 304
001 LIVE ANIMALS	200 002	82 477	52 862	541 MEDICINES, ETC. EXC. GRP542	57 112	471 665	302 368
011 BOVINE MEAT	1 141 350	709 845	455 765	542 MEDICAMENTS	48 263	247 681	158 884
012 OTHER MEAT, MEAT OFFAL	158 106	75 361	48 681	551 ESSNTL. OIL, PERFUME, FLAVR	42 035	103 618	66 252
016 MEAT, ED. OFFL, DRY, SLT, SMK	25 337	32 298	20 730	553 PERFUMERY, COSMETICS, ETC.	203 660	232 618	148 884
017 MEAT, OFFL, PRPD, PRSD, NES	122 941	106 763	68 509	554 SOAP, CLEANERS, POLISH, ETC	1 349 820	333 399	214 085
022 MILK AND CREAM	1 891 661	406 694	262 946	562 FERTILIZER, EXCEPT GRP272	5 187 346	127 011	80 178
023 BUTTER, OTHER FAT OF MILK	63 153	41 099	26 552	571 POLYMERS OF ETHYLENE	1 495 262	234 012	149 796
024 CHEESE AND CURD	211 865	146 480	94 000	572 POLYMERS OF STYRENE	1 003 284	236 658	151 165
025 EGGS, BIRDS, YOLKS, ALBUMIN	51 916	8 350	5 388	573 POLYMERS, VINYL CHLORIDE	1 399 388	234 905	150 390
034 FISH, FRESH, CHILLED, FROZN	137 542	75 415	48 229	574 POLYACETAL, POLYCARBONATE	1 086 025	432 790	276 729
035 FISH, DRIED, SALTED, SMOKED	2 141	4 305	2 794	575 OTH. PLASTIC, PRIMARY FORM	3 773 195	999 099	639 794
036 CRUSTACEANS, MOLLUSCS ETC	11 007	3 043	1 929	579 PLASTIC WASTE, SCRAP ETC	82 940	4 495	2 872
037 FISH ETC. PREPD, PRSD, NES	152 290	100 104	64 212	581 PLASTIC TUBE, PIPE, HOSE	183 191	137 256	87 938
041 WHEAT, MESLIN, UNMILLED	922 868	43 173	27 594	582 PLASTIC PLATE, SHEETS, ETC	1 480 431	952 081	610 069
042 RICE	8 291	1 675	1 077	583 MONOFILAMENT OF PLASTICS	214 619	126 448	81 130
043 BARLEY, UNMILLED	352 788	14 669	9 664	591 INSECTICIDES, ETC.	429 556	705 902	451 041
044 MAIZE UNMILLED	344 162	17 582	11 386	592 STARCHES, INULIN, ETC.	556 240	159 732	102 175
045 OTHER CEREALS, UNMILLED	5 558	708	452	593 EXPLOSIVES, PYROTECHNICS	38 144	21 527	13 697
046 MEAL, FLOUR OF WHEAT, MSLN	413 205	32 111	20 538	597 PREPD ADDITIVES, LIQUIDS	294 576	99 437	63 786
047 OTHER CEREAL MEAL, FLOURS	87 639	6 287	4 020	598 MISC. CHEMICAL PRODTS. NES	4 113 295	808 073	517 752
048 CEREAL PREPARATIONS	1 151 418	468 194	301 033	600 CPL. IND. PLANT CHAP 69-76	2 806	1 970	1 223
054 VEGETABLES	173 282	29 374	18 816	611 LEATHER	29 961	72 686	46 403
056 VEGETABLES, PRPD, PRSD, NES	218 651	59 867	38 443	612 MANUFACT. LEATHER ETC. NES	2 695	9 066	5 834
057 FRUIT, NUTS EXCL. OIL NUTS	172 024	59 909	38 566	613 FURSKINS, TANNED, DRESSED	246	2 977	1 884
058 FRUIT, PRESERVED, PREPARED	407 530	174 253	111 748	621 MATERIALS OF RUBBER	329 036	201 937	129 568
059 FRUIT, VEGETABLE JUICES	558 549	97 125	62 049	625 RUBBER TYRES, TUBES, ETC.	731 716	478 029	306 680
061 SUGARS, MOLASSES, HONEY	635 984	48 643	31 178	629 ARTICLES OF RUBBER, NES	95 968	231 334	148 344
062 SUGAR CONFECTIONERY	69 661	33 882	21 790	633 CORK MANUFACTURES	2 265	5 792	3 712
071 COFFEE, COFFEE SUBSTITUTE	195 688	116 520	75 050	634 VENEERS, PLYWOOD, ETC.	1 417 487	140 414	89 780
072 COCOA	315 946	113 328	72 801	635 WOOD MANUFACTURES, NES	338 289	89 755	57 492
073 CHOCOLATE, OTH. COCOA PREP	358 118	193 151	124 240	641 PAPER AND PAPERBOARD	2 263 227	1 568 806	1 004 912
074 TEA AND MATE	2 782	3 178	2 019	642 PAPER, PAPERBOARD, CUT ETC	2 261 132	1 023 761	657 292
075 SPICES	17 085	22 297	14 275	651 TEXTILE YARN	936 337	791 791	505 343
081 ANIMAL FEED STUFF	1 183 507	128 593	82 504	652 COTTON FABRICS, WOVEN	182 830	226 391	144 480
091 MARGARINE AND SHORTENING	222 114	33 161	21 209	653 FABRICS, MAN-MADE FIBRES	169 909	365 670	233 834
098 EDIBLE PROD. PREPRTNS, NES	811 278	261 376	167 379	654 OTH. TEXTILE FABRIC, WOVEN	19 021	44 805	28 746
				655 KNIT, CROCHET, FABRIC NES	87 087	210 832	134 729
				656 TULLE, LACE, EMBROIDRY, ETC	10 968	43 925	28 068



7 IMPORTS AND EXPORTS (SPECIAL TRADE) BY COUNTRIES OF PRODUCTION AND CONSUMPTION AND BY GROUPS OF THE SITC-REV. III 1992

GROUP DESCRIPTION	DT = 100 KG	1 000 DM	1 000 \$	GROUP DESCRIPTION	DT = 100 KG	1 000 DM	1 000 \$
657 SPECIAL YARN, TXTL. FABRIC	440 096	440 116	281 576	851 FOOTWEAR	37 117	175 000	112 462
658 TEXTILE ARTICLES NES	62 023	118 359	75 639	871 OPTICAL INSTRUMENTS, NES	3 266	102 532	66 353
659 FLOOR COVERINGS, ETC.	77 510	93 602	63 875	872 MEDICAL INSTRUMENTS NES	33 084	326 179	209 999
661 LIME, CEMENT, CONSTR. MATRL	2 438 888	62 613	40 245	873 METERS, COUNTERS, NES	10 151	116 991	74 776
662 CLAY, REFRACT. CONSTR. MATRL	2 078 773	275 731	176 715	874 MEASURE, CONTROL INSTRMNT	97 986	1 376 592	882 681
663 MINERAL MANUFACTURES, NES	2 979 166	364 087	233 154	881 PHOTOGRAPH APPAR. ETC. NES	14 323	150 635	96 282
664 GLASS	1 470 936	347 223	222 086	882 PHOTO. CINEMATOGPH. SUPPL	240 276	417 743	267 800
665 GLASSWARE	2 655 259	313 112	200 544	883 CINE. FILM EXPOS. DEVELOPD	51	774	485
666 POTTERY	63 949	73 677	46 943	884 OPTICAL GOODS NES	1 321	80 835	51 742
667 PEARLS, PRECIOUS STONES	.	.	.	885 WATCHES AND CLOCKS	12 119	139 582	89 263
671 PIG IRON, SPIEGELEISN, ETC	2 461 422	138 095	88 440	891 ARMS AND AMMUNITION	9 384	45 222	29 150
672 INGOTS ETC. IRON OR STEEL	1 836 495	134 123	85 529	892 PRINTED MATTER	1 436 912	683 281	440 737
673 FLAT-ROLLED IRON ETC.	8 777 688	689 865	440 532	893 ARTICLES, NES, OF PLASTICS	1 109 509	1 124 042	721 092
674 FLAT-ROLLED PLATED IRON	2 632 172	305 809	195 899	894 BABY CARRIAGE, TOYS, GAMES	148 191	264 443	170 883
675 FLAT-ROLLED, ALLOY STEEL	1 301 227	278 559	178 618	895 OFFICE, STATIONERY SUPPLS	49 565	173 168	110 750
676 IRON, STL. BAR, SHAPES ETC.	6 377 117	606 573	388 610	896 WORKS OF ART, ANTIQUE ETC	655	70 497	45 470
677 RAILWAY TRACK IRON, STEEL	269 187	9 692	6 191	897 GOLD, SILVERWARE, JEWEL NES	890	67 452	43 111
678 WIRE OF IRON OR STEEL	871 813	101 998	65 169	898 MUSICAL INSTRUMENTS, ETC.	205 244	543 356	349 149
679 TUBES, PIPES, ETC. IRON, STL	2 219 578	430 208	275 807	899 MISC MANUFACT. GOODS NES	79 090	199 180	127 612
681 SILVER, PLATINUM, ETC.	421	37 741	24 307	901 COMPL. IND. PLANT CHAPT 99	542	911	579
682 COPPER	948 224	560 597	359 081	961 COIN, NONGOLD, NONCURRENT	13	149	92
683 NICKEL	59 761	96 184	61 268	971 GOLD, NONMONTY EXCL ORES	24	20 012	12 965
684 ALUMINIUM	1 439 217	771 045	494 302	972 MONETARY GOLD, GOLD COINS	493		324
685 LEAD	28 556	6 778	4 340				
686 ZINC	387 724	90 097	57 648	BELGIUM LUX			
687 TIN	1 861	2 635	1 697				
689 MISC. NON-FERR. BASE METAL	11 120	15 735	10 131	IMPORTS	220 962 392	44 823 434	28 691 561
691 METALLIC STRUCTURES NES	1 174 509	466 650	299 057	001 LIVE ANIMALS	203 307	70 539	45 381
692 CONTAINERS, STORAGE, TRNSP	331 605	210 270	135 457	011 BOVINE MEAT	163 870	113 805	73 169
693 WIRE PRODUCTS EXCL. ELECT	915 881	138 521	88 706	012 OTHER MEAT, MEAT OFFAL	1 952 754	933 163	598 570
694 NAILS, SCREWS, NUTS, ETC.	284 684	243 234	155 634	016 MEAT, ED. OFFL, DRY, SLT, SMK	41 488	46 724	29 953
695 TOOLS	126 902	483 967	310 203	017 MEAT, OFFL, PRPD, PRSVD, NES	285 824	218 949	140 522
696 CUTLERY	26 886	143 604	92 587	022 MILK AND CREAM	1 890 372	262 333	168 682
697 HOUSEHOLD EQUIPMENT, NES	106 538	128 421	82 263	023 BUTTER, OTHER FAT OF MILK	161 433	75 493	48 306
699 MANUFACTS. BASE METAL, NES	1 063 283	1 004 436	643 364	024 CHEESE AND CURD	132 975	100 635	64 715
700 CPL. IND. PLANT (84/85/87)	6 803	14 264	8 923	025 EGGS, BIRDS, YOLKS, ALBUMIN	265 613	53 593	34 280
711 STEAM GENER. BOILERS, ETC.	8 683	12 472	8 030	034 FISH, FRESH, CHILLED, FROZN	18 087	13 634	8 685
712 STEAM TURBINES	6 622	37 886	24 347	035 FISH, DRIED, SALTED, SMOKED	418	767	487
713 INTRNL. COMBUS. PSTN ENGIN	446 439	1 066 038	687 148	036 CRUSTACEANS, MOLLUSCS ETC	9 395	14 748	9 443
714 ENGINES, MOTORS, NON-ELECT	10 128	334 595	214 302	037 FISH ETC. PREPD, PRSVD, NES	43 356	30 157	19 325
716 ROTATING ELECTRIC PLANT	189 436	432 274	276 873	041 WHEAT, MESLIN, UNMILLED	257 166	10 097	6 371
718 OTH. POWR. GENRTNG. MACHNRY	36 113	461 085	288 924	042 RICE	100 443	21 346	13 669
721 AGRIC. MACHINES, EX. TRACTR	315 385	403 480	259 411	043 BARLEY, UNMILLED	83 938	3 138	1 971
722 TRACTORS	220 333	249 632	159 177	044 MAIZE UNMILLED	19 489	4 051	2 498
723 CIVIL ENGINEERING EQUIPT	418 732	414 949	265 862	045 OTHER CEREALS, UNMILLED	52 848	2 470	1 550
724 TEXTILE, LEATHER MACHINES	109 581	446 234	286 749	046 MEAL, FLOUR OF WHEAT, MSLN	237 958	16 556	10 588
725 PAPER, PULP, MILL MACHINES	55 335	204 370	130 857	047 OTHER CEREAL MEAL, FLOURS	8 373	622	400
726 PRINTNG. BOOKBNDNG MACHS	118 069	474 336	305 041	048 CEREAL PREPARATIONS	834 533	208 589	133 760
727 FOOD-PROCESS. MCH. NON DOM	24 825	136 736	87 855	054 VEGETABLES	3 261 562	447 939	286 563
728 OTH. MACH. PTS, SPCL. INDUST	419 467	1 244 040	798 461	056 VEGETABLES, PRPD, PRSVD, NES	689 869	88 018	56 263
731 METAL REMOVAL WORK TOOLS	116 250	563 166	361 743	057 FRUIT, NUTS EXCL. OIL NUTS	355 001	69 629	44 987
733 MACH-TOOLS, METAL-WORKING	57 237	139 177	89 254	058 FRUIT, PRESERVED, PREPARED	318 512	91 220	58 312
735 PARTS, NES, FOR MACH-TOOLS	37 732	169 916	109 053	059 FRUIT, VEGETABLE JUICES	38 216	9 672	6 214
737 METALWORKING MACHNRY NES	168 341	249 572	160 008	061 SUGARS, MOLASSES, HONEY	994 000	113 398	73 041
741 HEATING, COOLING EQUIP, PART	185 598	472 353	303 533	062 SUGAR CONFECTIONERY	153 636	59 734	38 203
742 PUMPS FOR LIQUIDS, PARTS	174 719	943 447	605 447	071 COFFEE, COFFEE SUBSTITUTE	24 975	37 960	24 324
743 PUMPS NES, CENTRIFUGS ETC	247 036	680 656	436 132	072 COCOA	20 750	7 043	4 453
744 MECHANICAL HANDLING EQUIP	512 287	790 913	507 139	073 CHOCOLATE, OTH. COCOA PREP	308 953	211 715	136 169
746 OTH. NONELEC. MCH. TOOL, NES	193 197	794 896	509 629	074 TEA AND MATE	227	175	111
746 BALL OR ROLLER BEARINGS	133 537	306 283	196 078	075 SPICES	467	250	150
747 TAPS, COCKS, VALVES, ETC.	155 317	585 738	375 764	081 ANIMAL FEED STUFF	1 340 268	79 605	50 881
748 TRANSMISSIONS SHAFTS ETC	333 087	516 067	330 477	091 MARGARINE AND SHORTENING	301 939	40 068	25 741
749 NON-ELECT. MACH. PARTS, ETC	168 711	473 026	303 672	098 EDIBLE PROD. PREPRTS, NES	528 582	169 249	108 589
751 OFFICE MACHINES	57 812	325 711	208 501	111 NON-ALCOHOL. BEVERAGES, NES	1 137 653	121 876	80 595
752 AUTOMATC. DATA PROC. EQUIP	51 038	1 029 535	659 592	112 ALCOHOLIC BEVERAGES	293 509	33 839	21 907
759 PARTS, FOR OFFICE MACHINES	46 201	765 969	490 742	121 TOBACCO, UNMANUFACTURED	963	778	504
761 TELEVISION RECEIVERS ETC	79 497	219 318	140 596	122 TOBACCO, MANUFACTURED	33 543	70 471	45 150
762 RADIO-BROADCAST RECEIVER	20 949	134 698	86 571	211 HIDES, SKINS (EX. FURS), RAW	20 991	5 917	3 757
763 SOUND RECORDER, PHONOGRPH	46 268	355 920	227 377	212 FURSKINS, RAW	35	138	85
764 TELECOMM. EQUIP, PARTS NES	87 236	695 003	445 425	222 OILSEED (SFT. FIX. VEG. OIL)	19 240	1 639	1 056
771 ELECT. POWER MACHNRY PARTS	80 498	263 540	169 427	223 OILSEED (OTH. FIX. VEG. OIL)	147 522	9 074	5 780
772 ELECT. SWITCH, RELAY, CIRCUIT	178 139	1 841 155	1 189 239	231 NATURAL RUBBER, ETC.	1 146	292	191
773 ELECTR. DISTRI. EQUIP NES	178 320	233 296	149 535	232 SYNTHETIC RUBBER, ETC.	357 917	102 653	65 646
774 ELECTRO-MEDCL. XRAY EQUIP	9 644	200 665	129 106	245 FUEL WOOD, WOOD CHARCOAL	60 448	1 387	884
775 DOM. ELEC. NON-ELEC. EQUIPT	700 621	960 700	615 590	246 WOOD IN CHIPS, PARTICLES	672 772	5 068	3 224
776 TRANSISTORS, VALVES, ETC.	151 601	728 359	467 046	247 WOOD ROUGH, ROUGH SQUARED	3 653 556	79 284	50 945
778 ELECTRIC MACH. APPART. NES	488 175	1 478 889	948 463	248 WOOD, SIMPLY WORKED	370 221	29 240	18 794
781 PASS. MOTOR VEHCLS. EX. BUS	3 181 571	6 720 003	4 322 239	251 PULP AND WASTE PAPER	864 335	37 071	23 725
782 GOODS, SPCL. TRANSPORT VEH	685 371	1 077 458	689 136	261 SILK	158	303	194
783 ROAD MOTOR VEHICLES NES	232 426	584 297	375 378	263 COTTON	37 847	3 445	2 189
784 PARTS, TRACTORS, MOTOR VEH	2 287 562	2 958 847	1 894 361	264 JUTE, OTH. TEXTIL. BAST FIBR	18 879	802	578
785 CYCLES, MOTORCYCLES ETC.	28 753	114 743	73 617	265 VEGETABLE TEXTILE FIBRES	29 125	6 025	3 862
786 TRAILERS, SEMI-TRAILER, ETC	315 365	289 625	184 522	266 SYNTHETIC FIBRES	116 251	31 765	20 427
791 RAILWAY VEHICLES, EQUIPNT	93 433	64 500	40 948	267 OTHER MAN-MADE FIBRES	94 735	20 096	12 956
792 AIRCRAFT, ASSCOTO. EQUIPNT	132 296	13 089 488	8 373 779	268 WOOL, OTHER ANIMAL HAIR	73 739	69 742	44 503
793 SHIP, BOAT, FLOAT, STRUCTRS	96 513	41 293	26 293	269 WORN CLOTHING, TEXTIL. ARTL	28 093	1 519	968
800 CPL. IND. PLANT CHAP 90/94	8	61	39	272 FERTILIZERS, CRUDE	274 296	5 139	3 302
811 PREFABRICATED BUILDINGS	115 341	14 982	9 611	273 STONE, SAND AND GRAVEL	6 931 085	27 582	17 717
812 PLUMBNG, SANITRY, EQPT. ETC	212 654	198 333	127 256	274 SULPHUR, UNRSTD. IRON PYRS	4 202	122	78
813 LIGHTING FIXTURES ETC. NES	67 434	167 858	107 670	277 NATURAL ABRASIVES, NES	531	4 054	2 580
821 FURNITURE, CUSHIONS, ETC.	965 028	732 388	469 242	278 OTHER CRUDE MINERALS	7 112 024	50 761	32 456
831 TRUNK, SUITCASES, BAG, ETC	21 700	63 193	40 474	281 IRON ORE, CONCENTRATES	72 281	163	99
841 MENS, BOYS CLOTHING, X-KNIT	37 617	283 388	183 574	282 FERROUS WASTE AND SCRAP	653 358	12 887	8 243
842 WOMEN, GIRL CLOTHING, X-KNIT	41 403	424 862	275 149	283 COPPER ORES, CONCENTRATES	90 121	10 972	6 838
843 MENS, BOYS CLOTHING, KNIT	6 239	21 860	13 851	285 ALUMINIUM ORE, CONCTR. ETC	2 619	94	61
844 WOMEN, GIRLS CLOTHING, KNIT	13 599	84 730	54 580	286 ORE, CONCENTR. BASE METALS	33 134	15 417	9 818
845 OTH. TEXTILE APPAREL, NES	27 942	194 584	125 259	288 NON-FERROUS WASTE, SCRAP	697 057	80 839	51 630
846 CLOTHING ACCESSRS, FABRIC	11 786	79 869	51 647	289 PREC. METAL ORES, CONCTRTS	1 241	11 568	7 370
848 CLOTHING, NONTXTL.; HEADGEAR	7 206	48 235	31 223				



## 7 IMPORTS AND EXPORTS (SPECIAL TRADE) BY COUNTRIES OF PRODUCTION AND CONSUMPTION AND BY GROUPS OF THE SITC-REV. III 1992

GROUP DESCRIPTION	DT = 100 KG	1 000 DM	1 000 \$	GROUP DESCRIPTION	DT = 100 KG	1 000 DM	1 000 \$
291 CRUDE ANIMAL MATERLS.NES	51 665	13 071	8 373	711 STEAM GENER. BOILERS, ETC.	4 339	7 687	5 024
292 CRUDE VEG. MATERIALS, NES	208 499	72 602	46 322	712 STEAM TURBINES	463	9 434	5 829
321 COAL, NOT AGGLOMERATED	2 213 771	22 590	14 367	713 INTNL COMBUS PSTN ENGIN	27 623	61 017	38 954
322 BRIQUETTES, LIGNITE, PEAT	2 45 010	1 060	684	714 ENGINES, MOTORS NON-ELECT	1 574	26 570	17 169
325 COKE, SEMI-COKE, RET. CARBN	2 117 475	52 055	33 383	716 ROTATING ELECTRIC PLANT	26 437	73 227	46 810
334 PETROLEUM PRODUCTS	41 612 293	1 302 313	834 225	718 OTH. POWR. GENRTNG. MACHNRY	1 792	40 475	24 700
335 RESIDUAL PETROL. PRODUCTS	3 107 418	88 598	56 853	721 AGRIC. MACHINES, EX. TRACTR	76 321	104 483	66 270
342 LIQUEFIED PROPANE, BUTANE	1 247 138	44 822	28 215	722 TRACTORS	11 906	12 625	7 879
344 PETROLEUM GASES, NES	858 971	25 234	16 176	723 CIVIL ENGINEERING EQUIPT	495 608	486 008	311 015
351 ELECTRIC CURRENT, MWH	1 765	41 715	26 772	724 TEXTILE, LEATHER MACHINES	63 799	95 707	61 123
411 ANIMAL OILS AND FATS	90 780	11 305	7 234	725 PAPER, PULP MILL MACHINES	13 502	27 577	17 839
421 FIXED VEG. FAT, OILS, SOFT	420 772	37 461	24 001	726 PRINTNG, BOOKBINDNG MACHS	18 194	45 840	29 291
422 FIXED VEG. FAT, OILS, OTHER	51 845	5 481	3 532	727 FOOD-PROCESS. MCH. NON DOM	4 568	8 007	5 144
431 ANIMAL, VEG. FATS, OILS, NES	486 130	44 653	28 578	728 OTH. MACH. PTS, SPLC INDUST	92 073	144 400	92 367
511 HYDROCARBONS, NES, DERIVTS	3 334 565	227 609	145 998	731 METAL REMOVAL WORK TOOLS	8 463	26 255	17 172
512 ALCOHOL, PHENOL, ETC. DERIV	719 276	76 798	49 155	733 MACH-TOOLS, METAL-WORKING	51 022	52 603	33 815
513 CARBOXYLIC ACIDS, DERIVTS	2 124 109	301 591	193 263	735 PARTS, NES, FOR MACH-TOOLS	14 831	33 541	21 657
514 NITROGEN-FUNCT. COMPOUNDS	1 429 789	399 666	255 743	737 METALWORKING MACHNRY NES	77 048	55 225	35 334
515 ORGANO-INORGANIC COMPOUNDS	873 133	297 976	190 472	741 HEATING, COOLING EQUIP, PART	76 428	134 700	86 610
516 OTHER ORGANIC CHEMICALS	1 712 396	213 415	136 937	742 PUMPS FOR LIQUIDS, PARTS	13 527	48 939	31 492
522 INORGANIC CHEM. ELEMENTS	5 594 892	260 531	167 316	743 PUMPS NES, CENTRIFUGS ETC	122 321	248 901	159 505
523 METAL. SALTS, INORGAN. ACID	2 143 130	103 376	66 059	744 MECHANICAL HANDLING EQUIP	127 623	106 978	68 449
524 OTHER CHEMICAL COMPOUNDS	549 015	49 944	31 878	745 OTH. NONELEC. MCH. TOOL, NES	24 686	66 144	42 365
525 RADIO-ACTIVE MATERIALS	383	53 587	34 495	746 BALL OR ROLLER BEARINGS	8 410	10 544	6 724
531 SYNTH. COLOURS, LAKES, ETC.	67 481	70 969	45 524	747 TAPS, COCKS, VALVES, ETC.	49 240	188 749	120 072
532 DYEING, TANNING MATERIALS	1 318	2 527	1 628	748 TRANSMISSIONS SHAFTS ETC	26 838	50 736	32 493
533 PIGMENTS, PAINTS, ETC.	761 619	315 302	202 258	749 NON-ELECT. MACH. PARTS, ETC	43 642	104 277	66 748
541 MEDICINES, ETC. EXC. GRP542	33 552	134 780	86 211	751 OFFICE MACHINES	1 760	13 185	8 395
542 MEDICAMENTS	41 124	445 985	285 591	752 AUTOMATC. DATA PROC. EQUIP	10 315	152 725	98 151
551 ESSENTL. OIL, PERFUME, FLAVR	12 811	17 940	11 511	753 PARTS, FOR OFFICE MACHINS	20 780	208 079	133 565
553 PERFUMERY, COSMETICS, ETC.	57 698	93 961	60 437	761 TELEVISION RECEIVERS ETC	34 656	114 234	72 878
554 SOAP, CLEANERS, POLISH, ETC	658 772	177 209	113 701	762 RADIO-BROADCAST RECEIVER	2 965	23 814	19 277
562 FERTILIZER, EXCEPT GRP272	8 519 222	179 785	114 015	763 SOUND RECORDER, PHONOGRPH	6 322	39 905	26 000
571 POLYMERS OF ETHYLENE	3 192 118	469 273	300 778	764 TELECOMM. EQUIP. PARTS NES	41 243	252 900	162 543
572 POLYMERS OF STYRENE	1 325 799	263 951	169 089	771 ELECT. POWER MACHNRY, PARTS	46 705	77 284	49 577
573 POLYMERS, VINYL CHLORIDE	891 699	114 062	73 345	772 ELEC. SWITCH, RELAY, CIRCUIT	37 261	282 020	180 746
574 POLYACETAL, POLYCARBONATE	987 165	365 200	233 500	773 ELECT. DISTRIBUT. EQPT NES	234 485	166 013	106 193
575 OTH. PLASTIC, PRIMARY FORM	3 231 279	688 583	440 460	774 ELECTRO-MEDCL, XRAY EQUIP	313	6 060	3 877
579 PLASTIC WASTE, SCRAP ETC	69 737	5 911	3 766	775 DOM. ELEC. NON-ELEC. EQUIPT	21 725	36 951	23 504
581 PLASTIC TUBE, PIPE, HOSE	74 092	95 335	61 275	776 TRANSISTORS, VALVES, ETC.	19 931	141 311	90 298
582 PLASTIC PLATE, SHEETS, ETC	1 107 973	704 713	451 723	778 ELECTRIC. MACH. APPART. NES	341 511	559 908	358 415
583 MONOFILAMENT OF PLASTICS	23 714	16 509	10 545	781 PASS. MOTOR VEHCLS. EX. BUS	4 892 262	9 779 748	6 242 965
591 INSECTICIDES, ETC.	124 688	130 529	83 091	782 GOODS, SPLC TRANSPORT VEH	485 095	756 780	481 771
592 STARCHES, INULIN, ETC.	399 965	94 050	60 157	783 ROAD MOTOR VEHICLES NES	61 642	102 814	65 519
593 EXPLOSIVES, PYROTECHNICS	3 427	8 020	5 059	784 PARTS, TRACTORS, MOTOR VEH	1 408 440	1 133 531	726 339
597 PREPRO ADDITIVES, LIQUIDS	552 816	121 100	77 832	785 CYCLES, MOTORCYCLES ETC.	19 044	39 014	24 782
598 MISC. CHEMICAL PRODS. NES	4 884 507	480 165	308 508	786 TRAILERS, SEMI-TRAILER, ETC	155 778	138 305	87 971
611 LEATHER	10 037	28 917	18 550	791 RAILWAY VEHICLES. EQUIPNT	15 196	5 751	3 642
612 MANUFACT. LEATHER ETC. NES	1 198	2 097	1 361	792 AIRCRAFT, ASSCCTD. EQUIPNT	4 190	227 555	146 622
613 FURSKINS, TANNED, DRESSED	2 604	16 898	10 704	793 SHIP, BOAT, FLOAT. STRUCTRS	9 085	6 925	4 367
621 MATERIALS OF RUBBER	373 666	175 863	112 750	811 PREFABRICATED BUILDINGS	281 237	84 104	54 233
625 RUBBER TYRES, TUBES, ETC.	468 077	313 234	200 161	812 PLUMBING, SANITRY, EQPT. ETC	669 330	297 765	190 644
629 ARTICLES OF RUBBER, NES	68 574	82 255	52 672	813 LIGHTING FIXTURES ETC. NES	54 827	99 415	63 826
633 CORK MANUFACTURES	546	527	340	821 FURNITURE, CUSHIONS, ETC.	578 991	600 719	383 448
634 VENEERS, PLYWOOD, ETC.	3 922 761	216 711	138 251	831 TRUNK, SUITCASES, BAG, ETC	38 101	84 595	54 297
635 WOOD MANUFACTURES, NES	310 846	30 678	58 188	841 MENS, BOYS CLOTHING, X-KNIT	27 741	147 797	95 254
641 PAPER AND PAPERBOARD	2 824 108	666 700	427 665	842 WOMEN, GIRL CLOTHING, XKNIT	13 860	118 516	76 172
642 PAPER, PAPERBOARD, CUT ETC	442 115	169 687	108 821	843 MENS, BOYS CLOTHING, KNIT	3 893	16 445	10 537
651 TEXTILE YARN	542 486	333 573	213 686	844 WOMEN, GIRLS CLOTHING, KNIT	5 754	39 420	25 298
652 COTTON FABRICS, WOVEN	59 479	104 518	66 643	845 OTHR. TEXTILE APPAREL, NES	16 015	85 578	54 896
653 FABRICS, MAN-MADE FBRES	154 593	318 687	203 330	846 CLOTHING ACCESSRS, FABRIC	3 709	12 733	8 232
654 OTH. TEXTILE FABRIC, WOVEN	30 551	49 112	31 278	848 CLOTHING, NONTXL; HEADGEAR	16 299	24 974	15 891
655 KNIT, CROCHET, FABRIC NES	11 625	23 740	15 127	851 FOOTWEAR	11 048	20 229	12 338
656 TULLE, LACE, EMBROIDRY, ETC	11 881	17 409	11 164	871 OPTICAL INSTRUMENTS, NES	894	22 991	14 926
657 SPECIAL YARN, TXTL. FABRIC	245 481	280 152	179 155	872 MEDICAL INSTRUMENTS NES	15 298	68 619	44 046
658 TEXTILE ARTICLES NES	53 057	85 229	54 692	873 METERS, COUNTERS, NES	5 890	47 810	30 647
659 FLOOR COVERINGS, ETC.	2 123 234	1 186 178	769 186	874 MEASURE, CONTROL INSTRMNT	28 333	169 202	108 429
661 LIME, CEMENT, CONSTR. MATRL	11 076 113	169 111	108 916	881 PHOTOGRAPH APPAR. ETC. NES	2 732	35 776	23 117
662 CLAY, REFRCT. CONSTR. MATRL	2 052 335	122 886	79 310	882 PHOTO. CINEMATOGRPH. SUPPL	170 040	265 276	170 469
663 MINERAL MANUFACTURES, NES	2 454 485	250 940	161 153	883 CINE. FILM EXPOSD. DEVELOPD	55	486	312
664 GLASS	3 020 614	519 035	332 439	884 OPTICAL GOODS NES	120	4 174	2 680
665 GLASSWARE	626 510	82 674	52 728	885 WATCHES AND CLOCKS	3 590	17 490	11 228
666 POTTERY	26 089	47 599	30 441	891 ARMS AND AMMUNITION	5 340	11 154	7 231
667 PEARLS, PRECIOUS STONES	.	.	892 PRINTED MATTER	231 174	153 051	98 262	
671 PIG IRON, SPIEGELEISN, ETC	169 276	51 375	32 781	893 ARTICLES, NES, OF PLASTICS	646 404	471 307	303 003
672 INGOTS ETC. IRON OR STEEL	2 615 711	460 729	292 609	894 BABY CARRIAGE, TOYS, GAMES	34 174	59 598	38 291
673 FLAT-ROLLED IRON ETC.	15 481 420	1 132 508	724 827	895 OFFICE, STATIONERY SUPPLS	7 600	9 390	5 983
674 FLAT-ROLLED PLATED IRON	5 784 263	607 648	389 615	896 WORKS OF ART, ANTIQUE ETC	505	17 351	11 054
675 FLAT-ROLLED, ALLOY STEEL	969 230	301 574	193 711	897 GOLD, SILVERWARE, JEWEL NES	268	5 759	3 720
676 IRON, STL. BAR, SHAPES ETC.	7 429 670	529 156	339 161	898 MUSICAL INSTRUMENTS, ETC.	58 153	210 035	134 787
677 RAILWAY TRACK IRON, STEEL	110 578	13 457	8 662	899 MISC. MANUFACTD. GOODS NES	21 624	85 577	54 917
678 WIRE OF IRON OR STEEL	875 545	169 163	108 137	901 COIN NONGOLD NONCURRENT	10	1 308	833
679 TUBES, PIPES, ETC. IRON, STL	1 041 813	128 358	82 490	971 GOLD, NONMONEY EXCL. ORES	146	35 635	22 719
681 SILVER, PLATINUM, ETC.	1 371	53 064	33 526	972 MONETARY GOLD, GOLD COINS	2	4 040	2 579
682 COPPER	1 445 330	664 240	426 398				
683 NICKEL	7 716	9 338	5 984	EXPORTS	219 261 134	49 578 635	31 742 482
684 ALUMINIUM	1 317 214	483 828	310 220	001 LIVE ANIMALS	432 130	164 431	105 211
685 LEAD	315 084	32 258	20 784	011 BOVINE MEAT	39 008	21 418	13 717
686 ZINC	700 873	154 941	99 387	012 OTHER MEAT, MEAT OFFAL	58 738	15 632	10 067
687 TIN	16 714	16 083	10 536	016 MEAT, ED. OFFL, DRY, SLT, SMK	6 352	10 384	6 690
689 MISC. NON-FERR. BASE METAL	15 494	37 974	24 348	017 MEAT, OFFL. PRPD, PRSD, NES	80 613	72 419	46 488
691 METALLIC STRUCTURES NES	687 019	251 933	161 714	021 MILK AND CREAM	2 007 534	429 617	275 604
692 CONTAINERS, STORAGE, TRNSP	313 248	109 257	70 101	024 BUTTER, OTHER FAT OF MILK	128 791	74 227	46 891
693 WIRE PRODUCTS EXCL. ELECT	433 613	140 290	89 703	025 CHEESE AND CURO	332 909	214 858	137 776
694 NAILS, SCREWS, NUTS, ETC.	140 679	33 533	21 432	026 EGGS, BIRDS, YOLKS, ALBUMIN	9 664	2 430	1 546
695 TOOLS	31 250	122 620	78 705	034 FISH, FRESH, CHILLED, FROZEN	35 170	26 085	16 621
696 CUTLERY	1 242	3 208	2 043	035 FISH, DRIED, SALTED, SMOKED	545	959	606
697 HOUSEHOLD EQUIPMENT, NES	42 560	45 457	29 034	036 CRUSTACEANS, MOLLUSCS ETC	4 658	3 603	2 325
699 MANUFACT. BASE METAL, NES	384 830	214 998	137 718				



7 IMPORTS AND EXPORTS (SPECIAL TRADE) BY COUNTRIES OF PRODUCTION AND CONSUMPTION AND BY GROUPS OF THE SITC-REV. III 1992

GROUP DESCRIPTION	DT = 100 KG	1 000 DM	1 000 \$	GROUP DESCRIPTION	DT = 100 KG	1 000 DM	1 000 \$
037 FISH ETC. PREP. PRSD. NES	57 298	43 369	27 866	583 MONOFILAMENT OF PLASTICS	110 718	89 987	57 793
041 WHEAT, MESLIN, UNMILLED	3 857 621	154 578	99 114	591 INSECTICIDES, ETC.	57 610	87 906	55 754
042 RICE	86 184	12 115	7 856	592 STARCHES, INULIN, ETC.	183 679	90 622	58 187
043 BARLEY, UNMILLED	1 775 681	69 605	45 407	593 EXPLOSIVES, PYROTECHNICS	11 787	7 102	4 559
044 MAIZE UNMILLED	43 781	2 768	1 768	597 PREP. ADDITIVES, LIQUIDS	220 783	70 944	45 444
045 OTHER CEREALS, UNMILLED	43 423	1 714	1 098	598 MISC. CHEMICAL PRODS. NES	3 240 387	495 703	318 351
046 MEAL, FLOUR OF WHEAT, MESLIN	198 091	11 946	7 580	600 CPL IND PLANT CHAP 69-76	106 514	81 485	54 172
047 OTHER CEREAL MEAL, FLOURS	35 455	1 939	1 260	611 LEATHER	12 631	13 098	8 381
048 CEREAL PREPARATIONS	361 869	151 693	97 285	612 MANUFACT. LEATHER ETC. NES	1 126	5 766	3 725
054 VEGETABLES	441 770	47 208	30 024	613 FURSKINS, TANNED, DRESSED	118	1 941	1 238
056 VEGETABLES, PRPD, PRSD, NES	136 510	36 859	23 724	621 MATERIALS OF RUBBER	162 652	123 288	79 011
057 FRUIT, NUTS EXCL. OIL NUTS	166 672	34 921	22 442	625 RUBBER TYRES, TUBES, ETC.	446 533	300 309	192 556
058 FRUIT, PRESERVED, PREPARED	180 689	65 048	41 676	629 ARTICLES OF RUBBER, NES	167 980	132 050	84 575
059 FRUIT, VEGETABLE JUICES	574 006	76 984	49 356	633 CORK MANUFACTURES	1 746	3 240	2 067
061 SUGARS, MOLASSES, HONEY	1 269 957	170 729	109 365	634 VENEERS, PLYWOOD, ETC.	890 214	111 057	71 109
062 SUGAR CONFECTIONERY	47 341	22 244	14 284	635 WOOD MANUFACTURES, NES	386 074	111 636	71 615
071 COFFEE, COFFEE SUBSTITUTE	294 181	175 437	112 655	641 PAPER AND PAPERBOARD	4 161 069	636 641	408 189
072 COCOA	166 225	73 183	46 692	642 PAPER, PAPERBOARD, CUT ETC	1 276 794	486 558	312 114
073 CHOCOLATE, OTH. COCOA PREP	193 471	95 637	61 506	651 TEXTILE YARN	582 317	461 463	295 079
074 TEA AND MATE	572	923	596	652 COTTON FABRICS, WOVEN	85 828	113 147	72 339
075 SPICES	7 074	5 480	3 490	653 FABRICS, MAN-MADE FIBRES	84 456	153 467	97 975
081 ANIMAL FEED STUFF	1 317 282	111 541	71 726	654 OTH. TEXTILE FABRIC, WOVEN	11 074	34 122	21 739
091 MARGARINE AND SHORTENING	56 896	11 488	7 393	655 KNIT, CROCHET, FABRIC NES	40 054	79 051	50 547
098 EDIBLE PROD. PREPRTNS, NES	419 989	157 820	101 297	656 TULLE, LACE, EMBROIDRY, ETC	8 353	24 426	15 620
111 NON-ALCOHOL. BEVERAGE, NES	1 450 137	79 260	51 074	657 SPECIAL YARN, TXTL. FABRIC	200 687	235 755	151 043
112 ALCOHOLIC BEVERAGES	225 115	48 418	31 090	658 TEXTILE ARTICLES NES	50 402	71 859	45 915
121 TOBACCO, UNMANUFACTURED	11 248	3 223	2 009	659 FLOOR COVERINGS, ETC.	86 352	99 185	63 535
122 TOBACCO, MANUFACTURED	54 319	90 305	58 453	661 LIME, CEMENT, CONSTR. MATRL	2 288 613	72 079	46 318
211 HIDES, SKINS (EX. FURS), RAW	27 646	7 218	4 831	662 CLAY, REFRCT. CONSTR. MATRL	2 052 375	173 364	111 267
212 FURSKINS, RAW	559	9 542	5 988	663 MINERAL MANUFACTURES, NES	2 477 261	214 168	137 218
222 OILSEED (SFT. FIX VEG. OIL)	2 785 841	167 860	105 124	664 GLASS	1 282 877	199 269	127 925
223 OILSEED (OTH. FIX. VEG. OIL)	19 212	1 290	846	665 GLASSWARE	751 772	101 326	64 936
231 NATURAL RUBBER, ETC.	3 243	629	408	666 POTTERY	39 472	46 213	29 646
232 SYNTHETIC RUBBER, ETC.	536 499	83 045	53 304	667 PEARLS, PRECIOUS STONES			
245 FUEL WOOD, WOOD CHARCOAL	11 147	1 249	803	671 PIG IRON, SPIEGELEISN, ETC	381 555	51 297	32 613
246 WOOD IN CHIPS, PARTICLES	849 057	12 113	7 813	672 INGOTS ETC. IRON OR STEEL	1 098 072	61 151	38 984
247 WOOD ROUGH, ROUGH SQUARED	933 609	13 589	8 706	673 FLAT-ROLLED IRON ETC.	4 293 656	345 155	221 187
248 WOOD, SIMPLY WORKED	785 558	53 485	34 363	674 FLAT-ROLLED PLATED IRON	1 136 258	172 307	109 763
251 PULP AND WASTE PAPER	296 147	12 794	8 248	675 FLAT-ROLLED, ALLOY STEEL	2 490 123	545 628	349 920
261 SILK	249	779	495	676 IRON, STL. BAR, SHAPES ETC.	3 719 934	295 399	189 400
263 COTTON	40 970	6 851	4 377	677 RAILWAY TRACK IRON, STEEL	23 787	4 251	2 751
264 JUTE, OTH. TEXTL. BAST FIBR	438	61	37	678 WIRE OF IRON OR STEEL	302 443	45 095	28 851
265 VEGETABLE TEXTILE FIBRES	5 166	621	394	679 TUBES, PIPES, ETC. IRON, STL	796 956	215 504	137 785
266 SYNTHETIC FIBRES	272 836	111 718	71 320	681 SILVER, PLATINUM, ETC.	728	20 766	13 444
267 OTHER MAN-MADE FIBRES	124 827	35 159	22 520	682 COPPER	503 679	248 830	159 707
268 WOOL, OTHER ANIMAL HAIR	44 001	29 344	18 920	683 NICKEL	10 748	18 941	12 138
269 WORN CLOTHING, TEXTL. ARTL	422 605	32 756	21 041	684 ALUMINIUM	805 265	405 043	259 830
272 FERTILIZERS, CRUDE	366 814	4 244	2 667	685 LEAD	94 214	12 879	8 334
273 STONE, SAND AND GRAVEL	32 420 068	60 938	39 210	686 ZINC	390 116	80 384	51 269
274 SULPHUR, UNRSTD. IRON PYRS	1 187 141	13 227	8 525	687 TIN	11 634	9 804	6 297
277 NATURAL ABRASIVES, NES	95 331	1 770	1 152	688 MISC. NON-FERR. BASE METAL	9 558	9 074	5 737
278 OTHER CRUDE MINERALS	21 228 671	82 856	52 971	691 METALLIC STRUCTURES NES	542 419	265 739	170 978
281 IRON ORE, CONCENTRATES	295 094	1 083	695	692 CONTAINERS, STORAGE, TRNSP	274 822	144 807	92 952
282 FERROUS WASTE AND SCRAP	9 311 751	225 981	145 032	693 WIRE PRODUCTS EXCL. ELECT	588 901	73 978	47 674
285 ALUMINIUM ORE, CONCTR. ETC	120 261	9 656	6 189	694 NAILS, SCREWS, NUTS, ETC.	164 846	118 187	75 674
287 ORE, CONCENTR. BASE METALS	47 446	2 735	1 686	695 TOOLS	99 850	313 702	200 618
288 NON-FERROUS WASTE, SCRAP	1 689 927	258 714	166 484	696 CUTLERY	8 188	38 770	24 922
289 PREC. METAL ORES, CONCTR. S	6 252	27 402	17 464	697 HOUSEHOLD EQUIPMENT, NES	81 616	79 109	50 627
291 CRUDE ANIMAL MATERIALS, NES	607 582	22 790	14 730	699 MANUFACT. BASE METAL, NES	823 909	754 943	483 893
292 CRUDE VEG. MATERIALS, NES	84 443	46 066	29 169	700 CPL IND PLANT (84/85/87)	63 230	158 211	105 926
321 COAL, NOT AGGLOMERATED	7 479 621	247 626	159 173	711 STEAM GENER. BOILERS, ETC.	8 086	14 666	9 312
322 BRICKETTES, LIGNITE, PEAT	3 604 021	53 260	34 103	712 STEAM TURBINES	1 259	12 038	7 761
325 COKE, SEMI-COKE, RET. CARBN	8 617 877	414 451	264 696	713 INTRNL COMBUS PSTN ENGIN	396 524	878 276	559 907
334 PETROLEUM PRODUCTS	8 824 421	228 460	147 056	714 ENGINES, MOTORS NON-ELECT	11 768	68 050	44 244
335 RESIDUAL PETROL. PRODUCTS	1 228 009	49 540	31 766	716 ROTATING ELECTRIC PLANT	125 176	208 052	133 146
342 LIQUEFIED PROPANE, BUTANE	275 945	8 175	5 190	718 OTH. POWR. GENRTNG. MACHNRY	9 541	112 275	69 772
344 PETROLEUM GASES, NES				721 AGRIC. MACHINES, EX. TRACTR	76 544	106 519	68 049
351 ELECTRIC CURRENT				722 TRACTORS	35 448	45 316	28 918
411 ANIMAL OILS AND FATS	177 499	11 493	7 363	723 CIVIL ENGINEERING EQUIPT	186 178	166 304	106 417
421 FIXED VEG. FAT, OILS, SOFT	281 495	23 137	14 735	724 TEXTILE, LEATHER MACHINES	69 158	259 806	166 690
422 FIXED VEG. FAT, OILS, OTHER	38 542	5 182	3 343	725 PAPER, PULP MILL MACHINES	30 842	104 643	67 235
431 ANIMAL, VEG. FATS, OILS, NES	259 234	29 488	18 888	726 PRINTNG, BOOKBINDNG MACHS	61 373	251 497	160 475
511 HYDROCARBONS, NES, DERIVTS	4 805 650	401 559	259 250	727 FOOD-PROCESS. MCH. NON DOM	17 572	71 010	45 406
512 ALCOHOL, PHENOL, ETC. DERIV	2 293 987	271 500	173 809	728 OTH. MACH. PTS, SPCL INDUST	235 595	678 519	435 206
513 CARBOXYLIC ACIDS, DERIVTS	1 344 401	206 116	131 846	731 METAL REMOVAL WORK TOOLS	39 286	131 552	84 458
514 NITROGEN-FUNCT. COMPOUNDS	813 640	231 309	148 523	733 MACH-TOOLS, METAL-WORKING	65 186	143 647	91 375
515 ORGANIC-INORGANIC COMPOUNDS	169 115	133 331	85 635	735 PARTS, NES, FOR MACH-TOOLS	15 743	59 605	38 340
516 OTHER ORGANIC CHEMICALS	2 371 413	341 693	219 236	737 METALWORKING MACHNRY NES	210 306	261 567	166 621
522 INORGANIC CHEM. ELEMENTS	5 704 619	223 446	142 946	741 HEATNG, COOLNG EQUIP, PART	199 928	394 523	253 381
523 METAL, SALTS, INORGAN. ACID	2 044 834	110 045	70 594	742 PUMPS FOR LIQUIDS, PARTS	44 038	178 057	113 765
524 OTHER CHEMICAL COMPOUNDS	64 957	26 810	17 192	743 PUMPS NES, CENTRIFUGS ETC	186 008	430 352	276 108
525 RADIO-ACTIVE MATERIALS	596	11 793	7 554	744 MECHANICAL HANDLING EQUIP	279 921	384 946	247 042
531 SYNTH. COLOURS, LAKES, ETC.	70 245	125 834	80 498	745 OTH. NONELEC MCH, TOOL, NES	112 657	369 773	236 092
532 DYEING, TANNING MATERIALS	8 624	3 805	2 440	746 BALL OR ROLLER BEARINGS	32 457	93 522	59 981
533 PIGMENTS, PAINTS, ETC.	1 002 787	403 911	259 054	747 TAPS, COCKS, VALVES, ETC.	96 193	360 493	231 068
541 MEDICINES, ETC. EXC. GRP542	20 035	129 602	83 010	748 TRANSMISSIONS SHAFTS ETC	181 430	176 429	113 010
542 MEDICAMENTS	49 203	424 495	272 919	749 NON-ELECT MACH. PARTS, ETC	108 353	247 836	159 602
551 ESSENT. OIL, PERFUME, FLAVR	12 778	33 848	21 713	751 OFFICE MACHINES	11 850	69 836	44 812
553 PERFUMERY, COSMETICS, ETC.	128 294	98 883	63 476	752 AUTOMATC. DATA PROC. EQUIP	24 216	471 707	300 718
554 SOAP, CLEANERS, POLISH, ETC	1 088 712	245 447	157 392	759 PARTS, FOR OFFICE MACHINS	20 470	212 106	135 450
562 FERTILIZER, EXCEPT GRP272	11 169 283	211 010	135 475	761 TELEVISION RECEIVERS ETC	42 290	111 065	71 695
571 POLYMERS OF ETHYLENE	1 329 797	172 213	110 438	762 RADIO-BROADCAST RECEIVER	6 642	71 142	45 467
572 POLYMERS OF STYRENE	683 393	141 901	90 950	763 SOUND RECORDER, PHONOGRPH	19 467	133 461	85 034
573 POLYMERS, VINYL CHLORIDE	667 232	136 775	87 580	764 TELECOMM. EQUIP. PARTS NES	42 295	456 784	292 273
574 POLYACETAL, POLYCARBONATE	367 129	144 525	92 746	771 ELECT POWER MACHNRY, PARTS	57 246	117 699	75 511
575 OTH. PLASTIC, PRIMARY FORM	2 421 286	518 206	331 665	772 ELEC. SWITCH, RELAY, CTRCUT	138 616	660 527	423 384
579 PLASTIC WASTE, SCRAP ETC	246 492	14 377	9 257	773 ELECTR DISTRIB. EQPT NES	205 050	318 380	204 116
581 PLASTIC TUBE, PIPE, HOSE	125 704	96 657	61 965	774 ELECTRO-MEDCL, XRAY EQUIP	4 395	91 783	58 748
582 PLASTIC PLATE, SHEETS, ETC	690 700	449 894	287 876	775 DOM. ELEC, NON-ELEC. EQUIPT	376 568	508 230	325 870



## 7 IMPORTS AND EXPORTS (SPECIAL TRADE) BY COUNTRIES OF PRODUCTION AND CONSUMPTION AND BY GROUPS OF THE SITC-REV. III 1992

GROUP DESCRIPTION	DT = 100 KG	1 000 DM	1 000 \$	GROUP DESCRIPTION	DT = 100 KG	1 000 DM	1 000 \$
776 TRANSISTORS, VALVES, ETC.	121 955	260 933	167 443	245 FUEL WOOD, WOOD CHARCOAL	81 323	4 583	2 916
778 ELECTRIC MACH. APPART. NES	321 278	650 314	416 022	246 WOOD IN CHIPS, PARTICLES	1 584 905	12 245	7 839
781 PASS. MOTOR VEHCLS. EX. BUS	5 285 836	8 128 476	5 186 631	247 WOOD ROUGH, ROUGH SQUARED	423 898	6 878	4 392
782 GOODS, SPCL. TRANSPORT VEH	358 247	487 662	310 520	248 WOOD, SIMPLY WORKED	421 193	68 582	43 973
783 ROAD MOTOR VEHICLES NES	79 163	154 916	98 439	251 PULP AND WASTE PAPER	3 461 062	83 388	53 551
784 PARTS, TRACTORS, MOTOR VEH	3 514 035	4 440 667	2 833 744	263 COTTON	23 779	2 700	1 741
785 CYCLES, MOTORCYCLES ETC.	13 294	29 496	18 787	264 JUTE, OTH. TEXTL. BAST FIBR	7 099	353	231
786 TRAILERS, SEMI-TRAILER, ETC	223 604	184 550	117 497	265 VEGETABLE TEXTILE FIBRES	5 084	252	161
791 RAILWAY VEHICLES, EQUIPNT	19 854	48 575	31 424	266 SYNTHETIC FIBRES	214 545	67 454	43 127
792 AIRCRAFT, ASSOCTD. EQUIPNT	1 726	48 355	30 677	267 OTHER MAN-MADE FIBRES	83 123	9 364	5 984
793 SHIP, BOAT, FLOAT. STRUCTRS	187 306	15 712	10 011	268 WOOL, OTHER ANIMAL HAIR	21 241	10 875	6 946
800 CPL. IND. PLANT CHAP. 90/94	510	6 900	4 596	269 WORN CLOTHING, TEXTL. ARTL	100 351	11 177	7 176
811 PREFABRICATED BUILDINGS	57 531	18 203	11 651	272 FERTILIZERS, CRUDE	449 362	9 639	6 171
812 PLUMBING, SANITARY, EQPT. ETC	179 319	152 336	97 716	273 STONE, SAND AND GRAVEL	12 314 461	33 729	21 681
813 LIGHTING FIXTURES ETC. NES	39 754	101 670	65 029	274 SULPHUR, UNRSTD. IRON PYRS	68 793	977	618
821 FURNITURE, CUSHIONS, ETC.	1 009 092	793 079	507 262	277 NATURAL ABRASIVES, NES	4 940	1 269	806
831 TRUNK, SUITCASES, BAG, ETC	9 403	32 630	20 933	278 OTHER CRUDE MINERALS	14 488 711	152 521	97 880
841 MENS, BOYS CLOTHING, X-KNIT	41 475	309 949	199 449	282 FERROUS WASTE AND SCRAP	1 749 952	39 088	24 890
842 WOMEN, GIRL CLOTHING, X-KNIT	31 321	423 941	274 101	284 NICKEL ORES, CONCTR. MATTE	290	291	193
843 MENS, BOYS CLOTHING, KNIT	4 627	25 848	16 553	285 ALUMINIUM ORE, CONCTR. ETC	185 265	24 231	15 431
844 WOMEN, GIRLS CLOTHING, KNIT	11 106	98 358	63 765	287 ORE, CONCENTR. BASE METALS	30 542	8 421	5 471
845 OTHR. TEXTILE APPAREL, NES	22 688	229 650	149 250	288 NON-FERROUS WASTE, SCRAP	1 754 267	206 027	132 430
846 CLOTHING ACCESSORS, FABRIC	10 061	61 111	39 413	289 PREC. METAL ORES, CONCTR.	1 601	21 907	13 948
848 CLOTHING, NONTEXTL; HEADGEAR	7 035	58 635	38 029	291 CRUDE ANIMAL MATERLS. NES	1 344 923	92 166	59 113
851 FOOTWEAR	28 369	150 862	97 749	292 CRUDE VEG. MATERIALS, NES	5 223 123	3 038 133	1 939 592
871 OPTICAL INSTRUMENTS, NES	1 304	24 608	15 798	321 COAL, NOT AGGLOMERATED	1 422 064	9 099	5 864
872 MEDICAL INSTRUMENTS NES	16 499	118 704	75 970	322 BRIQUETTES, LIGNITE, PEAT	1 227 876	16 246	10 355
873 METERS, COUNTERS, NES	8 449	91 644	58 848	325 COKE, SEMI-COKE, RET. CARBN	3 838 111	68 049	43 866
874 MEASURE, CONTROL INSTRMNT	35 487	504 819	323 387	334 PETROLEUM PRODUCTS	192 698 960	5 708 522	3 669 229
881 PHOTOGRAPH APPAR. ETC. NES	7 076	65 566	42 035	335 RESIDUAL PETROL. PRODUCTS	11 921 076	384 509	247 181
882 PHOTO. CINEMATOGPH. SUPPL	57 017	116 706	74 962	342 LIQUEFIED PROPANE, BUTANE	2 061 752	71 061	45 330
883 CINE. FILM EXPOS. DEVELPD	27	356	229	344 PETROLEUM GASES, NES	638 579	22 924	14 748
884 OPTICAL GOODS NES	587	37 337	23 887	351 ELECTRIC CURRENT	-	-	-
885 WATCHES AND CLOCKS	3 588	39 243	25 108	411 ANIMAL OILS AND FATS	274 309	26 933	17 266
891 ARMS AND AMMUNITION	4 650	14 769	9 493	421 FIXED VEG. FAT, OILS, SOFT	1 994 878	171 453	110 380
892 PRINTED MATTER	265 189	296 631	190 806	422 FIXED VEG. FAT, OILS, OTHER	671 677	72 584	46 600
893 ARTICLES, NES, OF PLASTICS	729 196	676 323	433 792	431 ANIMAL, VEG. FATS, OILS, NES	1 981 270	160 715	102 963
894 BABY CARRIAGE, TOYS, GAMES	68 935	118 817	76 629	511 HYDROCARBONS, NES, DERIVTS	10 340 814	706 590	452 326
895 OFFICE, STATIONERY SUPPLS	16 104	44 469	28 394	512 ALCOHOL, PHENOL, ETC. DERIV	6 887 418	277 073	177 192
896 WORKS OF ART, ANTIQUE ETC	295	32 621	21 006	513 CARBOXYLIC ACIDS, DERIVTS	1 538 962	266 879	171 087
897 GOLD, SILVERWARE, JEWEL NES	864	57 069	36 752	514 NITROGEN-FUNCT. COMPOUNDS	1 072 533	229 378	146 807
898 MUSICAL INSTRUMENTS, ETC.	82 914	185 138	118 414	515 ORGANO-INORGANIC COMPNDS	404 309	177 818	114 096
899 MISC. MANUFACTRD GOODS NES	73 075	91 066	58 413	516 OTHER ORGANIC CHEMICALS	3 334 615	340 791	218 462
941 COMPL. IND. PLANT CHAPT. 99	2 653	5 782	3 784	522 INORGANIC CHEM. ELEMENTS	6 651 200	337 840	216 302
961 COIN NONGOLD NONCURRENT	14	89	54	523 METAL, SALTS, INORGAN. ACID	2 601 284	156 112	100 107
971 GOLD, NONMONTY EXCL. ORES	124	67 297	42 792	524 OTHER CHEMICAL COMPOUNDS	498 847	58 410	37 547
972 MONETARY GOLD, GOLD COINS	26	47 045	29 910	525 RADIO-ACTIVE MATERIALS	766	77 916	49 864
				531 SYNTH. COLOURS, LAKES, ETC.	19 635	27 865	17 777
				532 DYEING, TANNING MATERIALS	3 812	2 948	1 866
				533 PIGMENTS, PAINTS, ETC.	1 491 443	411 720	264 211
				541 MEDICINES, ETC. EXC. GRP542	16 584	171 535	110 206
				542 MEDICAMENTS	38 856	223 895	143 461
				551 ESSENTL. OIL, PERFUME, FLAVR	45 031	87 842	56 357
				553 PERFUMERY, COSMETICS, ETC.	104 466	94 238	60 551
				554 SOAP, CLEANERS, POLISH, ETC	959 879	195 003	125 136
				562 FERTILIZER, EXCEPT GRP272	17 546 723	414 744	265 203
				571 POLYMERS OF ETHYLENE	3 054 223	387 141	248 594
				572 POLYMERS OF STYRENE	1 400 843	365 345	233 815
				573 POLYMERS, VINYL CHLORIDE	1 432 212	118 857	139 706
				574 POLYACETAL, POLYCARBONATE	1 543 818	671 259	429 912
				575 OTH. PLASTIC, PRIMARY FORM	3 657 939	833 788	534 819
				579 PLASTIC WASTE, SCRAP ETC	169 465	18 255	11 681
				581 PLASTIC TUBE, PIPE, HOSE	106 764	100 172	64 379
				582 PLASTIC PLATE, SHEETS, ETC	1 156 427	658 568	422 006
				583 MONOFILAMENT OF PLASTICS	23 146	14 830	9 506
				591 INSECTICIDES, ETC.	72 085	62 797	40 293
				592 STARCHES, INULIN, ETC.	2 287 679	354 078	226 591
				593 EXPLOSIVES, PYROTECHNICS	720	2 026	1 266
				597 PREPRED. ADDITIVES, LIQUIDS	371 694	78 795	50 939
				598 MISC. CHEMICAL PRODS. NES	3 018 948	465 228	298 399
				611 LEATHER	22 387	57 062	36 543
				612 MANUFACT. LEATHER ETC. NES	4 062	7 776	4 991
				613 FURSKINS, TANNED, DRESSED	555	4 234	2 677
				621 MATERIALS OF RUBBER	76 448	49 645	31 765
				625 RUBBER TYRES, TUBES, ETC.	529 962	372 190	238 782
				629 ARTICLES OF RUBBER, NES	43 808	68 804	44 076
				633 CORK MANUFACTURES	13 571	11 847	7 621
				634 VENEERS, PLYWOOD, ETC.	269 978	37 380	23 962
				635 WOOD MANUFACTURES, NES	830 566	203 262	130 236
				641 PAPER AND PAPERBOARD	6 646 523	875 484	560 850
				642 PAPER, PAPERBOARD, CUT ETC	1 283 120	379 778	243 017
				651 TEXTILE YARN	540 921	439 820	281 763
				652 COTTON FABRICS, WOVEN	56 378	118 752	75 675
				653 FABRICS, MAN-MADE FIBRES	72 051	146 539	93 907
				654 OTH. TEXTILE FABRIC, WOVEN	54 507	124 735	80 133
				655 KNIT, CROCHET FABRIC NES	32 280	62 457	39 901
				656 TULLE, LACE, EMBROIDRY, ETC	17 707	24 948	15 952
				657 SPECIAL YARN, TXTL. FABRIC	234 389	270 620	173 149
				658 TEXTILE ARTICLES NES	72 208	83 128	53 297
				659 FLOOR COVERINGS, ETC.	736 023	360 913	231 401
				661 LIME, CEMENT, CONSTR. MATRL	2 406 942	78 559	50 533
				662 CLAY, REFRACT. CONSTR. MATRL	7 909 254	303 061	195 088
				663 MINERAL MANUFACTURES, NES	5 916 226	233 839	150 086
				664 GLASS	650 803	122 015	78 284
				665 GLASSWARE	984 497	95 732	61 561
				666 POTTERY	83 518	43 497	27 750
				667 PEARLS, PRECIOUS STONES	-	-	-
				671 PIG IRON, SPIEGELEISN, ETC	28 640	2 135	1 382
				672 INGOTS ETC. IRON OR STEEL	905 647	45 982	29 555

## NETHERLANDS

## IMPORTS

001	LIVE ANIMALS	1	928 334	577 066	368 616	551	ESSENTIAL OIL, PERFUME, FLAVR	38 835	223 853	143 461
011	BOVINE MEAT		664 238	481 866	308 931	553	PERFUMERY, COSMETICS, ETC.	45 031	87 842	56 357
012	OTHER MEAT, MEAT OFFAL	5	742 958	2 239 470	1 437 352	554	SOAP, CLEANERS, POLISH, ETC.	104 466	94 238	60 551
016	MEAT, ED. OFFL, DRY, SLT, SMK		13 899	16 408	10 479	562	FERTILIZER, EXCEPT GRP272	959 879	195 003	125 136
017	MEAT, OFFL, PRPD, PRSDV, NES		382 081	219 526	141 007	571	POLYMERS OF ETHYLENE	17 546 723	414 744	265 203
022	MILK AND CREAM	1	076 279	237 334	152 292	572	POLYMERS OF STYRENE	3 054 223	387 141	248 594
023	BUTTER, OTHER FAT OF MILK		602 541	347 792	222 936	573	POLYMERS, VINYL CHLORIDE	1 400 843	365 345	233 815
024	CHEESE AND CURD	2	086 084	1 513 643	972 154	574	POLYACETAL, POLYCARBONATE	1 432 212	218 857	139 706
025	EGGS, BROS, YOLKS, ALBUMIN	2	755 361	539 513	344 806	575	OTH. PLASTIC, PRIMARY FORM	1 543 818	671 259	429 912
034	FISH, FRESH, CHILLED, FROZN		338 386	145 594	92 866	579	PLASTIC WASTE, SCRAP ETC	3 657 939	833 788	534 819
035	FISH, DRIED, SALTED, SMOKED		141 458	57 445	36 956	581	PLASTIC TUBE, PIPE, HOSE	169 465	18 265	11 681
036	CRUSTACEANS, MOLLUSCS ETC		25 662	16 767	10 758	582	PLASTIC PLATE, SHEETS, ETC	106 764	100 172	64 379
037	FISH ETC. PRPD, PRSDV, NES		208 513	121 286	77 737	583	MONOFILAMENT OF PLASTICS	1 156 427	658 568	422 006
041	WHEAT, MESLIN, UNMILLED		475 136	17 662	11 389	591	INSECTICIDES, ETC.	23 146	14 830	9 506
042	RICE		114 096	21 508	13 820	592	STARCHES, INULIN, ETC.	72 085	62 797	40 293
043	BARLEY, UNMILLED		9 532	607	402	593	EXPLOSIVES, PYROTECHNICS	2 287 679	354 078	226 591
044	MAIZE UNMILLED		15 149	1 202	759	597	PREPRED. ADDITIVES, LIQUIDS	720	2 026	1 266
045	OTHER CEREALS, UNMILLED		102 825	5 889	3 797	598	MISC. CHEMICAL PRODS. NES	371 694	78 795	50 939
046	MEAL, FLOUR OF WHEAT, MSLN		83 232	4 536	2 923	611	LEATHER	3 018 948	465 228	298 399
047	OTHER CEREAL MEAL, FLOURS		122 645	6 250	4 032	612	MANUFACT. LEATHER ETC. NES	22 387	57 062	36 543
048	CEREAL PREPARATIONS	1	618 665	378 043	243 211	613	FURSKINS, TANNED, DRESSED	4 062	7 776	4 991
054	VEGETABLES	18	500 117	2 195 223	1 400 064	621	MATERIALS OF RUBBER	555	4 234	2 677
056	VEGETABLES, PRPD, PRSDV, NES	5	610 070	941 732	602 804	625	RUBBER TYRES, TUBES, ETC.	76 448	49 645	31 765
057	FRUIT, NUTS EXCL. OIL NUTS	1	072 356	155 697	99 585	629	ARTICLES OF RUBBER, NES	529 962	372 190	238 782
058	FRUIT, PRESERVED, PREPARED		620 617	137 051	87 816	633	CORK MANUFACTURES	43 808	68 804	44 076
059	FRUIT, VEGETABLE JUICES		199 646	77 000	49 144	634	VENEERS, PLYWOOD, ETC.	13 571	11 847	7 621
061	SUGARS, MOLASSES, HONEY	2	652 408	200 252	128 574	635	WOOD MANUFACTURES, NES	269 978	37 380	23 962
062	SUGAR CONFECTIONERY		314 498	139 939	90 308	641	PAPER AND PAPERBOARD	830 566	203 262	130 236
071	COFFEE, COFFEE SUBSTITUTE		12 379	12 547	8 029	642	PAPER, PAPERBOARD, CUT ETC	6 646 523	875 484	560 850
072	COCOA		589 610	245 143	156 798	651	TEXTILE YARN	1 283 120	379 778	243 017
073	CHOCOLATE, OTH. COCOA PREP		688 450	346 204	221 625	652	COTTON FABRICS, WOVEN	540 921	439 820	281 763
074	TEA AND MATE		31 340	12 593	8 096	653	FABRICS, MAN-MADE FIBRES	56 328	118 752	75 675
075	SPICES		24 034	7 952	5 112	654	OTH. TEXTILE FABRIC, WOVEN	72 051	146 539	93 907
081	ANIMAL FEED STUFF	13	945 373	817 668	525 167	655	KNIT, CROCHET. FABRIC NES	54 507	124 736	80 133
091	MARGARINE AND SHORTENING		78 966	16 007	10 241	656	TULLE, LACE, EMBROIDRY. ETC	32 280	62 457	39 901
098	EDIBLE PROD. PREPRTNS, NES		932 032	318 709	203 703	657	SPECIAL YARN, TXTL. FABRIC	17 707	24 948	15 952
111	NON-ALCOHOL. BEVERAGE, NES	1	662 874	96 027	62 154	658	TEXTILE ARTICLES NES	234 389	270 620	173 149
112	ALCOHOLIC BEVERAGES		792 269	124 773	80 108	659	FLOOR COVERINGS, ETC.	72 208	83 128	53 297
121	TOBACCO, UNMANUFACTURED		1 374	811	509	661	TIME, CEMENT, CONSTR. MATRL	736 023	360 913	231 401
122	TOBACCO, MANUFACTURED		94 124	171 010	109 704	662	GLASS, REFRCT. CONSTR. MATRL	2 406 942	78 559	50 533
211	HIDES, SKINS (EX. FURS), RAW		126 366	26 133	16 693	663	MINERAL MANUFACTURES, NES	7 909 254	303 061	195 088
212	FURSKINS, RAW		504	5 676	3 565	664	GLASS	9 916 226	233 839	150 086
222	OILSEED (SFT. FIX VEG. OIL)		145 077	14 756	9 370	665	GLASSWARE	650 803	122 015	78 284
223	OILSEED (OTH. FIX. VEG. OIL)		80 843	8 367	5 355	666	POTTERY	984 497	95 732	61 561
231	NATURAL RUBBER, ETC.		3 185	753	477	667	PEARLS, PRECIOUS STONES	83 518	43 497	27 750
232	SYNTHETIC RUBBER, ETC.		614 577	133 204	85 652	671	PIG IRON, SPIEGELEISN, ETC		2 135	1 382
244	CORK, NATURAL, RAW; WASTE		759	645	407	672	INGOTS ETC. IRON OR STEEL	28 640	45 982	29 555



## 7 IMPORTS AND EXPORTS (SPECIAL TRADE) BY COUNTRIES OF PRODUCTION AND CONSUMPTION AND BY GROUPS OF THE SITC-REV. III 1992

GROUP DESCRIPTION	DT = 100 KG	1 000 DM	1 000 \$	GROUP DESCRIPTION	DT = 100 KG	1 000 DM	1 000 \$
673 FLAT-ROLLED IRON ETC.	5 209 319	374 981	239 847	895 OFFICE, STATIONERY SUPPLS	50 557	79 364	50 817
674 FLAT-ROLLED PLATED IRON	1 817 021	209 804	134 251	896 WORKS OF ART, ANTIQUE ETC	1 773	19 171	12 153
675 FLAT-ROLLED, ALLOY STEEL	112 112	36 151	23 144	897 GOLD, SILVERWARE, JEWELRY	2 981	23 368	14 993
676 IRON, STL. BAR, SHAPES ETC.	3 268 112	235 457	151 315	898 MUSICAL INSTRUMENTS, ETC.	148 047	490 822	315 293
677 RAILWAY TRACK IRON, STEEL	15 455	1 244	786	899 MISC MANUFACTURED GOODS NES	279 527	229 006	146 942
678 WIRE OF IRON OR STEEL	358 829	39 472	25 372	961 COIN NONGOLD NONCURRENT	85	6 579	4 180
679 TUBES, PIPES, ETC. IRON, STL	1 455 314	228 905	146 653	971 GOLD, NONGOLD NONCURRENT	590	18 204	11 697
681 SILVER, PLATINUM, ETC.	695	82 234	52 547	972 MONETARY GOLD, GOLD COINS	1 206	1 206	766
682 COPPER	158 164	83 956	53 907	EXPORTS	556 912 334	55 747 983	35 747 528
683 NICKEL	3 058	5 401	3 466	001 LIVE ANIMALS	1 270 712	325 569	209 171
684 ALUMINIUM	1 659 511	717 178	460 399	011 BOVINE MEAT	80 749	44 660	28 675
685 LEAD	87 386	8 444	5 387	012 OTHER MEAT, MEAT OFFAL	428 395	161 604	104 209
686 ZINC	552 125	118 233	75 777	016 MEAT, ED. OFFL, DRY, SLT, SMK	4 728	4 961	3 187
687 TIN	11 789	16 393	10 466	017 MEAT, OFFL, PRPD, PRSVD, NES	108 263	80 359	51 776
689 MISC. NON-FERR. BASE METAL	13 753	9 076	5 785	022 MILK AND CREAM	8 953 921	1 383 971	887 370
691 METALLIC STRUCTURES NES	1 999 566	552 059	354 086	023 BUTTER, OTHER FAT OF MILK	69 063	40 214	25 443
692 CONTAINERS, STORAGE, TRANSP	171 571	127 102	81 255	024 CHEESE AND CURD	201 617	107 295	68 724
693 WIRE PRODUCTS EXCL. ELECT	1 702 110	118 740	76 251	025 EGGS, BIRDS, YOLKS, ALBUMIN	80 184	20 127	12 911
694 NAILS, SCREWS, NUTS, ETC.	242 581	74 882	48 118	034 FISH, FRESH, CHILLED, FROZEN	223 080	78 416	50 151
695 TOOLS	87 816	163 267	104 889	035 FISH, DRIED, SALTED, SMOKED	1 416	1 522	978
696 CUTLERY	3 220	14 223	9 096	036 CRUSTACEANS, MOLLUSCS ETC	193 438	25 806	16 728
697 HOUSEHOLD EQUIPMENT, NES	90 804	53 530	59 501	037 FISH ETC. PRPD, PRSVD, NES	102 155	52 266	33 566
699 MANUFACT. BASE METAL, NES	772 950	528 042	338 503	041 WHEAT, MESLIN, UNMILLED	5 188 370	202 282	129 408
711 STEAM GENER. BOILERS, ETC.	10 362	11 674	7 487	042 RICE	12 648	1 861	1 187
712 STEAM TURBINES	8 036	28 294	18 949	043 BARLEY, UNMILLED	2 518 776	85 838	55 646
713 INTRNL COMBUS PSTN ENGIN	49 385	96 660	61 822	044 MAIZE UNMILLED	1 539 354	58 937	38 069
714 ENGINES, MOTORS NON-ELECT	5 822	125 097	80 442	045 OTHER CEREALS, UNMILLED	542 431	19 365	12 460
716 ROTATING ELECTRIC PLANT	32 444	59 964	38 382	046 MEAL, FLOUR OF WHEAT, MESLIN	1 019 906	56 076	35 957
718 OTH. POWR. GENRNG. MACHNRY	37 195	59 398	38 584	047 OTHER CEREAL MEAL, FLOURS	92 193	5 075	3 265
721 AGRIC. MACHINES, EX. TRACTR	162 965	225 484	144 795	048 CEREAL PREPARATIONS	773 441	195 868	125 649
722 TRACTORS	14 517	11 513	7 292	049 VEGETABLES	7 732 731	172 100	112 579
723 CIVIL ENGINEERING EQUIPT	159 291	125 679	80 526	056 VEGETABLES, PRPD, PRSVD, NES	548 568	125 166	80 596
724 TEXTILE, LEATHER MACHINES	60 005	91 829	58 747	057 FRUIT, NUTS EXCL. OIL NUTS	349 791	56 352	36 194
725 PAPER, PULP MILL MACHINES	35 361	51 106	32 725	058 FRUIT, PRESERVED, PREPARED	329 601	92 194	59 395
726 PRINTING, BOOKBINDING MACHS	52 462	128 727	82 772	059 FRUIT, VEGETABLE JUICES	1 048 381	159 924	102 224
727 FOOD-PROCESS. MCH. NON DOM	54 502	158 823	102 181	061 SUGARS, MOLASSES, HONEY	930 619	109 191	69 660
728 OTH. MACH. PTS, SPLD INDUSTR	248 336	422 751	270 229	062 SUGAR CONFECTIONERY	179 703	75 118	48 045
731 METAL REMOVAL WORK TOOLS	12 596	30 676	19 541	071 COFFEE, COFFEE SUBSTITUTE	189 389	121 210	77 861
733 MACH-TOOLS, METAL-WORKING	29 290	53 472	34 506	072 COCOA	120 704	25 722	16 621
735 PARTS, NES, FOR MACH-TOOLS	44 991	84 814	54 222	073 CHOCOLATE, OTH. COCOA PREP	219 874	125 305	80 338
737 METALWORKING MACHNRY NES	30 714	57 307	37 216	074 TEA AND MATE	3 515	3 597	2 337
741 HEATING, COOLING EQUIP, PART	142 332	268 926	172 455	075 SPICES	11 681	10 983	7 022
742 PUMPS FOR LIQUIDS, PARTS	50 783	96 657	61 288	081 ANIMAL FEED STUFF	19 540 968	546 475	350 674
743 PUMPS NES, CENTRIFUGS ETC	76 989	174 602	112 069	091 MARGARINE AND SHORTENING	110 729	17 305	11 056
744 MECHANICAL HANDLING EQUIP	272 123	345 029	221 177	098 EDIBLE PROD. PREPRTS, NES	706 694	185 595	119 105
745 OTH. NONELEC MCH. TOOL, NES	79 359	220 687	141 116	111 NON-ALCOHOL. BEVERAGE, NES	47 471 723	87 909	43 423
746 BALL OR ROLLER BEARINGS	47 804	70 180	44 689	112 ALCOHOLIC BEVERAGES	644 188	130 334	83 649
747 TAPS, COCKS, VALVES, ETC.	61 627	158 139	101 009	121 TOBACCO, UNMANUFACTURED	12 007	5 583	3 586
748 TRANSMISSION SHAFTS ETC	55 711	51 506	32 851	122 TOBACCO, MANUFACTURED	93 162	149 504	96 481
749 NON-ELECT MACH. PARTS, ETC	45 094	102 487	65 449	211 HIDES, SKINS (EX. FURS), RAW	392 920	105 577	67 516
751 OFFICE MACHINES	74 450	384 511	247 413	212 FURSKINS, RAW	171	1 366	863
752 AUTOMAT. DATA PROC. EQUIP	39 451	594 812	380 548	222 OILSEED (SFT. FIX VEG. OIL)	2 782 692	108 814	70 398
759 PARTS, FOR OFFICE MACHINES	57 334	676 954	433 098	223 OILSEED (OTH. FIX. VEG. OIL)	35 684	3 444	2 246
761 TELEVISION RECEIVERS ETC	9 710	37 166	23 952	231 NATURAL RUBBER, ETC.	4 157	842	535
762 RADIO-BROADCAST RECEIVER	4 734	19 313	13 330	232 SYNTHETIC RUBBER, ETC.	312 749	49 733	31 809
763 SOUND RECORDER, PHONOGRPH	2 792	20 791	13 449	245 FUEL WOOD, WOOD CHARCOAL	8 747	1 294	823
764 TELECOMM. EQUIP. PARTS NES	57 534	362 210	232 028	246 WOOD IN CHIPS, PARTICLES	1 657 191	24 636	15 856
771 ELECT POWER MACHNRY, PARTS	33 049	74 347	47 623	247 WOOD ROUGH, ROUGH SQUARED	718 940	11 633	7 428
772 ELEC. SWITCH, RELAY, CIRCUIT	43 395	318 455	204 255	248 WOOD, SIMPLY WORKED	1 662 826	106 088	67 911
773 ELECTR DISTRIB. EQUIP NES	105 040	82 896	53 110	251 PULP AND WASTE PAPER	4 705 596	60 253	38 859
774 ELECTRO-MECL. XRAY EQUIP	14 081	265 690	170 094	263 COTTON	68 309	12 160	7 829
775 DOM. ELEC. NON-ELEC. EQUIPT	102 755	207 841	132 990	265 VEGETABLE TEXTILE FIBRES	697	133	81
776 TRANSISTORS, VALVES, ETC.	27 642	413 287	263 603	266 SYNTHETIC FIBRES	114 822	38 089	24 284
778 ELECTRIC MACH. APPART. NES	792 603	556 481	356 470	267 OTHER MAN-MADE FIBRES	133 348	24 857	15 917
781 PASS. MOTOR VEHCLS. EX. BUS	177 144	320 036	203 680	268 WOOL, OTHER ANIMAL HAIR	45 698	47 864	31 230
782 GOODS, SPLD TRANSPORT VEH	516 910	730 586	466 295	269 WORN CLOTHING, TEXTL. ARTL	648 574	44 225	28 345
783 ROAD MOTOR VEHICLES NES	57 520	124 042	79 027	272 FERTILIZERS, CRUDE	206 555	7 156	4 561
784 PARTS, TRACTORS, MOTOR VEH	735 588	579 458	370 551	273 STONE, SAND AND GRAVEL	178 482 390	263 989	169 098
785 CYCLES, MOTORCYCLES ETC.	105 103	226 788	144 785	274 SULPHUR, UNRSTD. IRON PYRS	1 932 272	14 818	9 507
786 TRAILERS, SEMI-TRAILER, ETC	331 481	224 231	143 560	277 NATURAL ABRASIVES, NES	3 627 103	7 723	4 948
791 RAILWAY VEHICLES, EQUIPNT	53 152	46 181	29 592	278 OTHER CRUDE MINERALS	32 037 392	111 355	71 433
792 AIRCRAFT, ASSCOTO. EQUIPNT	7 853	391 136	248 703	281 IRON ORE, CONCENTRATES	11 318	48	31
793 SHIP, BOAT, FLOAT. STRUCTRS	253 072	111 636	70 898	282 FERROUS WASTE AND SCRAP	19 867 105	302 445	194 174
811 PREFABRICATED BUILDINGS	525 033	169 386	108 465	285 ALUMINIUM ORE, CONCTR. ETC	146 546	5 756	3 636
812 PLUMBING, SANITRY, EQUIP, ETC	368 183	204 437	131 154	287 ORE, CONCENTR. BASE METALS	86 294	5 727	3 619
813 LIGHTING FIXTURES ETC. NES	66 652	115 333	73 835	288 NON-FERROUS WASTE, SCRAP	1 459 687	203 290	130 222
821 FURNITURE, CUSHIONS, ETC.	614 307	596 504	380 583	289 PREC. METAL ORES, CONCTR. ETC	1 399	1 734	1 103
831 TRUNK, SUITCASES, BAG, ETC	51 901	95 478	61 393	291 CRUDE ANIMAL MATERIALS, NES	189 461	27 066	17 352
841 MENS, BOYS CLOTHING, X-KNIT	22 838	115 433	74 482	292 CRUDE VEG. MATERIALS, NES	303 374	152 932	97 339
842 WOMEN, GIRL CLOTHING, XKNIT	54 210	387 910	250 073	321 COAL, NOT AGGLOMERATED	1 619 157	26 741	17 283
843 MENS, BOYS CLOTHING, KNIT	7 010	25 406	16 472	322 BRIQUETTES, LIGNITE, PEAT	12 778 517	73 603	47 319
844 WOMEN, GIRLS CLOTHING, KNIT	17 526	83 521	53 513	325 COKE, SEMI-COKE, RET. CARBN	537 311	9 675	6 169
845 OTHR. TEXTILE APPAREL, NES	81 307	343 621	221 998	333 PETROLEUM OILS, CRUDE	678 826	11 513	7 823
846 CLOTHING ACCESSRS, FABRIC	10 741	40 110	25 963	334 PETROLEUM PRODUCTS	20 914 630	487 405	311 649
848 CLOTHING, NONTEXTL; HEADGEAR	23 129	66 101	42 556	335 RESIDUAL PETROL. PRODUCTS	2 999 568	112 526	72 075
851 FOOTWEAR	83 157	198 305	127 847	342 LIQUEFIED PROPANE, BUTANE	2 176 421	60 025	38 639
871 OPTICAL INSTRUMENTS, NES	964	26 784	17 396	344 PETROLEUM GASES, NES	.	.	.
872 MEDICAL INSTRUMENTS NES	25 924	182 829	117 685	351 ELECTRIC CURRENT	1 056 098	65 323	41 902
873 METERS, COUNTERS, NES	7 718	18 908	12 040	411 ANIMAL OILS AND FATS	3 487 639	240 287	153 306
874 MEASURE, CONTROL INSTRMNT	32 417	403 960	259 083	421 FIXED VEG. FAT, OILS, SOFT	278 323	24 392	15 607
881 PHOTOGRAPH APPAR. ETC. NES	7 482	79 391	50 713	422 FIXED VEG. FAT, OILS, OTHER	1 932 776	147 717	94 811
882 PHOTO. CINEMATOGPH. SUPPL	126 875	387 935	248 776	431 ANIMAL, VEG. FATS, OILS, NES	5 341 559	301 137	193 774
883 CINE. FILM EXPOSD. DEVELPD	23	482	318	512 ALCOHOL, PHENOL, ETC. DERIV	3 585 620	446 716	287 404
884 OPTICAL GOODS NES	2 460	45 016	28 795	513 CARBOXYLIC ACIDS, DERIVTS	2 366 182	380 136	244 071
885 WATCHES AND CLOCKS	4 581	26 152	16 727	514 NITROGEN-FUNCT. COMPOUNDS	1 018 525	742 256	476 819
891 ARMS AND AMMUNITION	6 290	14 162	8 921	515 ORGANO-INORGANIC COMPNDS	239 724	206 338	133 157
892 PRINTED MATTER	456 750	294 903	189 186				
893 ARTICLES, NES, OF PLASTICS	1 199 996	814 777	521 525				
894 BABY CARRIAGE, TOYS, GAMES	154 794	208 616	134 185				



## 7 IMPORTS AND EXPORTS (SPECIAL TRADE) BY COUNTRIES OF PRODUCTION AND CONSUMPTION AND BY GROUPS OF THE SITC-REV. III 1992

GROUP DESCRIPTION	DT = 100 KG	1 000 DM	1 000 \$	GROUP DESCRIPTION	DT = 100 KG	1 000 DM	1 000 \$
516 OTHER ORGANIC CHEMICALS	3 156 201	445 560	285 302	737 METALWORKING MACHNRY NES	58 306	105 762	67 677
522 INORGANIC CHEM. ELEMENTS	6 638 651	245 393	157 387	741 HEATING, COOLING EQUIP, PART	174 195	392 798	251 368
523 METAL, SALTS, INORGAN. ACID	2 359 718	152 239	97 426	742 PUMPS FOR LIQUIDS, PARTS	80 117	294 452	182 356
524 OTHER CHEMICAL COMPOUNDS	59 352	44 830	28 786	743 PUMPS NES, CENTRIFUGS ETC	184 457	486 221	311 332
525 RADIO-ACTIVE MATERIALS	71 083	3 356	2 152	744 MECHANICAL HANDLING EQUIP	342 049	466 814	299 154
531 SYNTH. COLOURS, LAKES, ETC.	46 527	10 683	80 433	745 OTH. NON-ELEC. MCH. TOOL, NES	125 805	462 657	296 077
532 DYEING, TANNING MATERIALS	1 512 283	446 807	286 680	746 BALL OR ROLLER BEARINGS	35 722	77 053	49 585
533 PIGMENTS, PAINTS, ETC.	32 225	181 469	116 143	747 TAPS, COCKS, VALVES, ETC.	134 792	476 853	305 626
541 MEDICINES, ETC. EXC. GRP542	71 904	327 328	210 456	748 TRANSMISSIONS SHAFTS ETC	143 034	274 753	175 968
542 MEDICAMENTS	18 183	38 067	24 436	749 NON-ELECT MACH. PARTS, ETC	111 415	293 800	189 183
551 ESSENT. OIL, PERFUME, FLAVR	192 843	217 727	139 584	751 OFFICE MACHINES	71 601	305 695	196 375
553 PERFUMERY, COSMETICS, ETC.	973 545	212 817	136 674	752 AUTOMAT. DATA PROC. EQUIP	57 568	938 346	599 823
554 SOAP, CLEANERS, POLISH, ETC	2 602 851	61 390	39 274	759 PARTS, FOR OFFICE MACHINES	53 611	670 673	430 118
562 FERTILIZER, EXCEPT GRP272	1 130 832	139 957	89 687	761 TELEVISION RECEIVERS ETC	47 191	137 660	88 406
571 POLYMERS OF ETHYLENE	591 833	140 528	89 857	762 RADIO-BROADCAST RECEIVER	8 478	43 514	28 042
572 POLYMERS OF STYRENE	715 064	132 804	85 037	763 SOUND RECORDER, PHONOGRPH	18 172	144 017	91 632
573 POLYMERS, VINYL CHLORIDE	822 469	257 729	165 139	764 TELECOMM. EQUIP, PARTS NES	51 421	420 168	269 826
574 POLYACETAL, POLYCARBONATE	1 679 493	500 266	320 430	771 ELECT POWER MACHNRY, PARTS	85 802	177 538	113 557
575 OTH. PLASTIC, PRIMARY FORM	305 639	18 624	11 934	772 ELEC. SWITCH, RELAY, CIRCUIT	169 423	800 345	513 268
579 PLASTIC WASTE, SCRAP ETC	156 833	117 052	75 206	773 ELECTR. DISTRIBUT. EQPT NES	268 481	249 055	159 552
581 PLASTIC TUBE, PIPE, HOSE	1 167 196	643 344	412 164	774 ELECTRO-MEDCL, XRAY EQUIP	16 232	245 252	157 555
582 PLASTIC PLATE, SHEETS, ETC	127 646	91 539	58 731	775 DOM. ELEC, NON-ELEC. EQUIP	622 206	860 654	550 857
583 MONOFILAMENT OF PLASTICS	103 857	105 187	66 414	776 TRANSISTORS, VALVES, ETC.	22 361	368 390	237 065
591 INSECTICIDES, ETC.	1 049 102	160 264	103 073	777 ELECTRIC. MACH. APPART. NES	286 670	801 988	515 550
592 STARCHES, INULIN, ETC.	6 791	10 807	6 999	781 PASS. MOTOR VEHCLS. EX. BUS	401 097	2 555 752	1 635 752
593 EXPLOSIVES, PYROTECHNICS	121 746	42 373	27 122	783 GOODS, SPCL TRANSPORT VEH	520 550	701 257	448 434
597 PREPRED. ADDITIVES, LIQUIDS	3 717 821	469 891	301 520	784 ROAD MOTOR VEHICLES NES	79 987	141 696	89 982
598 MISC. CHEMICAL PRODS. NES	16 307	23 357	14 939	785 PARTS, TRACTORS, MOTOR VEH	781 573	1 078 546	691 888
600 CPL IND PLANT CHAP 69-76	72 862	85 933	54 949	786 TRAILERS, SEMI-TRAILER, ETC	62 602	134 074	85 589
611 LEATHER	3 688	10 601	6 813	787 CYCLES, MOTORCYCLES ETC.	470 453	421 086	268 016
612 MANUFACT. LEATHER ETC. NES	173 5	267 3	3 363	788 TRAILERS, MOTORCYCLES ETC.	107 380	271 801	174 221
613 FURS, SKINS, TANNED, DRESSED	331 418	161 094	103 134	791 RAILWAY VEHICLES. EQUIPNT	5 161	609 797	390 562
621 MATERIALS OF RUBBER	413 998	293 536	191 935	792 AIRCRAFT, ASSCCTD. EQUIPNT	356 201	103 568	65 431
625 RUBBER TYRES, TUBES, ETC.	78 153	119 323	76 841	793 SHIP, BOAT, FLOAT, STRUCTRS	194 1	1 288	811
629 ARTICLES OF RUBBER, NES	1 045	1 815	1 160	800 CPL IND PLANT CHAP 90/94	37 439	16 014	10 296
633 CORK MANUFACTURES	1 956 784	198 199	126 931	811 PREFABRICATED BUILDINGS	134 492	182 814	117 339
634 VENEERS, PLYWOOD, ETC.	534 044	117 700	75 315	812 PLUMBING, SANITRY, EQPT. ETC	110 076	219 727	140 657
635 WOOD MANUFACTURES, NES	6 006 679	929 478	596 356	813 LIGHTING FIXTURES ETC. NES	1 777 750	1 397 244	893 557
641 PAPER AND PAPERBOARD	2 903 378	1 008 583	647 212	821 FURNITURE, CUSHIONS, ETC.	15 030	39 669	25 414
642 PAPER, PAPERBOARD, CUT ETC	524 487	425 961	272 123	831 TRUNK, SUITCASES, BAG, ETC	87 011	582 334	376 184
651 TEXTILE YARN	153 586	207 957	132 816	841 MENS, BOYS CLOTHING, X-KNIT	99 611	1 014 168	654 388
652 COTTON FABRICS, WOVEN	185 782	422 094	270 476	842 WOMEN, GIRL CLOTHING, X-KNIT	7 483	29 608	19 048
653 FABRICS, MAN-MADE FIBRES	54 519	104 071	66 728	843 MENS, BOYS CLOTHING, KNIT	23 955	172 740	111 905
654 OTH. TEXTILE FABRIC, WOVEN	55 630	122 787	78 684	844 WOMEN, GIRLS CLOTHING, KNIT	61 679	436 107	282 615
655 KNIT, CROCHET, FABRIC NES	8 728	35 716	22 894	845 OTHR. TEXTILE APPAREL, NES	24 826	141 322	91 045
656 TULLE, LACE, EMBROIDRY, ETC	245 100	269 115	172 314	846 CLOTHING ACCESSRS, FABRIC	23 146	92 200	60 008
657 SPECIAL YARN, TXTL. FABRIC	91 545	168 384	107 477	848 CLOTHING, NONTXL, HEADGEAR	50 392	239 891	154 353
658 TEXTILE ARTICLES NES	188 418	186 306	119 670	851 FOOTWEAR	1 703	44 834	28 929
659 FLOOR COVERINGS, ETC.	20 733 434	287 801	184 989	871 OPTICAL INSTRUMENTS, NES	39 243	205 404	131 735
661 LIME, CEMENT, CONSTR. MATRL	1 072 668	105 108	67 310	872 MEDICAL INSTRUMENTS NES	17 097	77 333	49 614
662 CLAY, REFRACT. CONSTR. MATRL	3 873 817	261 627	167 671	873 METERS, COUNTERS, NES	39 887	647 681	415 056
663 MINERAL MANUFACTURES, NES	837 019	198 039	127 087	874 MEASURE, CONTROL INSTRMNT	9 003	92 624	59 631
664 GLASS	1 779 442	219 917	141 029	881 PHOTOGRAPH APPAR. ETC. NES	97 204	177 464	113 682
665 GLASSWARE	74 742	66 866	42 982	882 PHOTO, CINEMATOGRAPH. SUPPL	37	351	226
666 POTTERY	327 502	23 330	14 970	883 CINE. FILM EXPOSD. DEVELOPD	1 703	137 651	88 546
667 PEARLS, PRECIOUS STONES	385 923	25 700	16 519	884 OPTICAL GOODS NES	7 269	69 638	44 591
671 PIG IRON, SPIEGELEISN, ETC	5 946 942	476 238	305 118	885 WATCHES AND CLOCKS	4 635	15 199	9 737
672 INGOTS ETC. IRON OR STEEL	2 549 802	335 101	215 456	891 ARMS AND AMMUNITION	631 967	447 453	288 158
673 FLAT-ROLLED IRON ETC.	691 258	200 506	128 597	892 PRINTED MATTER	1 614 338	1 207 928	775 412
674 FLAT-ROLLED PLATED IRON	166 276	23 032	14 706	893 ARTICLES, NES, OF PLASTICS	125 809	187 954	121 118
675 FLAT-ROLLED, ALLOY STEEL	531 560	85 738	54 934	894 BABY CARRIAGE, TOYS, GAMES	37 157	92 165	59 052
676 IRON, STL. BAR, SHAPES ETC.	3 602 266	678 116	434 005	895 OFFICE, STATIONERY SUPPLS	813	65 402	40 855
677 RAILWAY TRACK IRON, STEEL	574 780	336 918	216 107	896 WORKS OF ART, ANTIQUE ETC	1 821	116 256	74 643
678 WIRE OF IRON OR STEEL	52 029	59 912	38 983	897 GOLD, SILVERWARE, JEWEL NES	99 465	310 177	199 297
679 TUBES, PIPES, ETC. IRON, STL	104 083	13 050	8 394	898 MUSICAL INSTRUMENTS, ETC.	132 246	193 736	124 342
681 SILVER, PLATINUM, ETC.	3 042	2 856	59 056	899 MISC MANUFACT. GOODS NES	278	152	99
682 COPPER	574 780	336 918	216 107	901 COMPL IND PLANT CHAPT 99	53	1 952	1 227
683 NICKEL	52 029	59 912	38 983	961 COIN NONGOLD NONCURRENT	30	42 561	27 333
684 ALUMINIUM	104 083	13 050	8 394	972 GOLD, NONMONEY EXCL GRES	265	176	176
685 LEAD	79 619	22 384	14 464				
686 ZINC	3 042	2 856	59 056	ITALY			
687 TIN	16 404	22 899	14 459	IMPORTS	131 246 160	58 467 972	37 439 799
689 MISC. NON-FERR. BASE METAL	890 061	391 492	250 861	001 LIVE ANIMALS	2 666	2 129	1 378
691 METALLIC STRUCTURES NES	638 063	332 740	212 992	011 BOVINE MEAT	92 764	43 373	28 141
692 CONTAINERS, STORAGE, TRNSP	547 299	94 143	60 451	012 OTHER MEAT, MEAT OFFAL	175 049	79 602	50 912
693 WIRE PRODUCTS EXCL. ELECT	294 747	207 670	133 364	016 MEAT, ED. OFFL, DRY, SLT, SMK	40 250	88 983	57 250
694 NAILS, SCREWS, NUTS, ETC.	149 550	383 369	246 133	017 MEAT, OFFL, PRPD, PRSVD, NES	114 814	109 510	70 311
695 TOOLS	13 574	70 758	45 439	022 MILK AND CREAM	310 217	17 892	11 504
696 CUTLERY	107 568	107 106	68 461	023 BUTTER, OTHER FAT OF MILK	13 990	8 479	5 424
697 HOUSEHOLD EQUIPMENT, NES	1 046 861	905 826	580 958	024 CHEESE AND CURD	212 853	225 065	144 676
699 MANUFACT. BASE METAL, NES	19 425	98 955	63 646	025 EGGS, BIRDS, YOLKS, ALBUMIN	6 416	5 092	3 255
700 CPL IND PLANT (84/85/87)	27 231	38 666	24 713	034 FISH, FRESH, CHILLED, FROZN	30 912	23 069	14 710
711 STEAM GENER. BOILERS, ETC.	10 617	65 547	42 072	035 FISH, DRIED, SALTED, SMOKED	430	455	281
712 STEAM TURBINES	161 801	289 897	79 842	036 CRUSTACEANS, MOLLUSCS ETC	7 014	5 099	3 252
713 INTRNL COMBUS PSTN ENGIN	6 068	124 637	196 227	037 FISH ETC. PREPD, PRSVD, NES	21 222	18 569	11 871
714 ENGINES, MOTORS NON-ELECT	149 456	306 304	84 002	041 WHEAT, MESLIN, UNMILLED	11 627	1 206	803
716 ROTATING ELECTRIC PLANT	32 976	131 738	131 331	042 RICE	868 232	100 947	64 554
718 OTH. POWR. GENRTNG. MACHNRY	189 041	205 390	83 842	044 MAIZE UNMILLED	81 345	4 213	2 638
721 AGRIC. MACHINES, EX. TRACTR	112 209	131 172	160 589	045 OTHER CEREALS, UNMILLED	3 004	775	500
722 TRACTORS	274 615	250 727	90 209	046 MEAL, FLOUR OF WHEAT, MSLN	51 137	4 064	2 601
723 CIVIL ENGINEERING EQUIPT	52 264	140 530	104 347	047 OTHER CEREAL MEAL, FLOURS	19 054	1 291	825
724 TEXTILE, LEATHER MACHINES	52 899	162 975	204 419	048 CEREAL PREPARATIONS	1 383 009	319 011	204 468
725 PAPER, PULP, MLT. MACHINES	94 112	323 163	74 780	054 VEGETABLES	5 280 150	620 148	389 647
726 PRINTNG, BOOKBINDNG MACHS	27 427	116 358	443 245	055 VEGETABLES, PRPD, PRSVD, NES	2 393 123	307 860	197 016
727 FOOD-PROCESS. MCH. NON DOM	258 314	630 141	88 819	057 FRUIT, NUTS EXCL. OIL NUTS	10 600 137	1 738 642	1 128 209
728 OTH. MACH. PTS, SPCL INDUSTR	52 283	139 519	71 566	058 FRUIT, PRESERVED, PREPARED	1 482 204	280 984	179 814
731 METAL REMOVAL WORK TOOLS	60 056	112 782	66 933	059 FRUIT, VEGETABLE JUICES	1 304 176	238 784	152 933
733 MACH. TOOLS, METAL-WORKING	44 226	104 324					
735 PARTS, NES, FOR MACH-TOOLS							



## 7 IMPORTS AND EXPORTS (SPECIAL TRADE) BY COUNTRIES OF PRODUCTION AND CONSUMPTION AND BY GROUPS OF THE SITC-REV. III 1992

GROUP DESCRIPTION	DT = 100 KG	1 000 DM	1 000 \$	GROUP DESCRIPTION	DT = 100 KG	1 000 DM	1 000 \$
061 SUGARS,MOLASSES,HONEY	313 822	35 091	22 420	652 COTTON FABRICS, WOVEN	114 002	340 246	217 471
062 SUGAR CONFECTIONERY	38 765	29 722	19 142	653 FABRICS,MAN-MADE FIBRES	208 104	736 162	508 798
071 COFFEE,COFFEE SUBSTITUTE	42 976	40 339	25 824	654 OTH.TEXTILE FABRIC,WOVEN	224 688	1 162 588	739 303
072 COCOA	33 482	12 368	7 942	655 KNIT,CROCHET,FABRIC NES	126 366	328 736	210 028
073 CHOCOLATE,OTH.COCOA PREP	227 080	126 480	81 476	656 TULLE,LACE,EMBROIDRY,ETC	11 644	25 635	16 403
075 SPICES	1 878	1 239	789	657 SPECIAL YARN,TXTL.FABRIC	222 151	261 268	167 312
081 ANIMAL FEED STUFF	65 963	5 390	3 464	658 TEXTILE ARTICLES NES	43 930	97 705	62 276
091 MARGARINE AND SHORTENING	458	68	44	659 FLOOR COVERINGS, ETC.	6 418 934	36 066	23 138
098 EDIBLE PROD.PREPRNTS,NES	508 960	220 148	140 408	661 LIME,CEMENT,CONSTR.MATRL	11 009 742	780 277	502 077
111 NON-ALCOHOL.BEVERAGE,NES	357 150	31 692	20 445	662 CLAY,REFRCT.CONSTR.MATRL	1 313 807	1 153 429	740 732
112 ALCOHOLIC BEVERAGES	4 731 004	1 019 791	652 363	663 MINERAL MANUFACTURES,NES	1 058 843	157 353	100 642
121 TOBACCO, UNMANUFACTURED	148 952	81 819	52 250	664 GLASS	749 306	348 946	223 898
211 HIDES,SKINS(EX.FURS),RAW	68 587	6 981	4 437	665 GLASSWARE	231 589	190 200	121 698
212 FURSKINS, RAW	3	78	49	666 POTTERY	103 786	66 377	66 377
222 OILSEED(SFT.FIX VEG.OIL)	316	168	105	667 PEARLS,PRECIOUS STONES	292 187	24 144	15 517
223 OILSEED(OTH.FIX.VEG.OIL)	735	224	140	671 PIG IRON,SPIEGELEISN,ETC	421 975	35 777	23 077
231 NATURAL RUBBER, ETC.	1 930	503	321	672 INGOTS ETC.IRON OR STEEL	2 071 382	167 059	106 552
232 SYNTHETIC RUBBER, ETC.	248 893	78 402	50 214	673 FLAT-ROLLED IRON ETC.	556 473	64 941	41 279
244 CORK,NATURAL,RAW,WASTE	265	187	123	674 FLAT-ROLLED PLATED IRON	698 449	183 536	117 314
246 WOOD IN CHIPS, PARTICLES	23 768	478	303	675 FLAT-ROLLED, ALLOY STEEL	10 448 089	745 237	477 042
247 WOOD ROUGH,ROUGH SQUARED	2 277	219	144	676 IRON,STL.BAR,SHAPES ETC.	1 863	469	299
248 WOOD, SIMPLY WORKED	59 445	38 285	24 502	677 RAILWAY TRACK IRON,STEEL	553 324	79 880	51 118
251 PULP AND WASTE PAPER	202	271	173	678 WIRE OF IRON OR STEEL	4 332 655	603 929	386 327
261 SILK	114 938	9 407	6 026	679 TUBES,PIPES,ETC.IRON,STL	19	1 294	850
263 COTTON	1 366	716	452	681 SILVER,PLATINUM,ETC.	354 002	200 314	128 007
265 VEGETABLE TEXTILE FIBRES	368 852	107 468	68 734	682 COPPER	804	1 405	917
266 SYNTHETIC FIBRES	14 639	1 413	896	683 NICKEL	897 232	373 968	239 217
267 OTHER MAN-MADE FIBRES	14 752	16 134	10 344	684 ALUMINIUM	2 842	552	354
268 WOOL, OTHER ANIMAL HAIR	34 023	2 307	1 467	685 LEAD	91 270	22 962	14 473
269 WORN CLOTHING,TEXTL.ARTL	16 417	688	432	686 ZINC	62	107	71
272 FERTILIZERS, CRUDE	1 891 945	47 656	30 568	687 TIN	6 315	3 298	2 057
273 STONE, SAND AND GRAVEL	18 339	1 876	1 204	689 MISC.NON-FERR.BASE METAL	364 766	150 413	96 512
274 SULPHUR,UNRSTD.IRON PYRS	54 390	4 614	2 928	691 METALLIC STRUCTURES NES	130 981	89 509	57 184
277 NATURAL ABRASIVES, NES	1 218 946	47 327	30 636	692 CONTAINERS,STORAGE,TRNSP	678 148	81 956	52 573
278 OTHER CRUDE MINERALS	39 124	5 898	3 712	693 WIRE PRODUCTS EXCL.ELECT	779 198	334 573	214 364
282 FERROUS WASTE AND SCRAP	448	124	85	694 NAILS,SCREWS,NUTS,ETC.	19 471	225 545	144 173
283 COPPER ORES,CONCENTRATES	1 663 194	54 874	35 296	695 TOOLS	364 217	66 050	42 131
285 ALUMINIUM ORE,CONCTR.ETC	359 744	62 627	40 108	696 CUTLERY	1 131 718	401 483	256 759
288 NON-FERROUS WASTE,SCRAP	78	235	148	697 HOUSEHOLD EQUIPMENT,NES	1 949	861 973	551 389
289 PREC.METAL ORES,CONCTRIS	167 350	7 528	4 777	698 MANUFACTS.BASE METAL,NES	3 029	1 606	1 010
291 CRUDE ANIMAL MATERIALS,NES	483 234	293 330	185 637	699 STEAM GENER. BOILERS,ETC.	116 433	8 937	5 778
292 CRUDE VEG.MATERIALS, NES	4 883	85	56	711 INTRNL COMBUS PSTN ENGIN	2 847	246 540	157 612
321 COAL,NOT AGGLOMERATED	251 411	7 728	5 040	712 STEAM TURBINES	245 991	37 375	24 421
325 COKE,SEMI-COKE,RET.CARBN	473 615	4 579	2 855	713 ROTATING ELECTRIC PLANT	10 176	279 100	177 943
333 PETROLEUM OILS, CRUDE	5 450 883	182 025	116 785	714 ENGINES,MOTORS NON-ELECT	175 658	23 402	14 942
334 PETROLEUM PRODUCTS	51 286	3 183	2 091	715 AGRIC.MACHINES,EX.TRACTR	128 445	165 730	105 486
335 RESIDUAL PETROL. PRODUCTS	1 501	633	405	722 TRACTORS	413 449	150 001	95 846
342 LIQUEFIED PROPANE,BUTANE	158	82	53	723 CIVIL ENGINEERING EQUIPT	119 238	344 872	221 243
344 PETROLEUM GASES, NES	172 592	29 200	33 732	724 TEXTILE,LEATHER MACHINES	269 673	269 673	172 318
351 ELECTRIC CURRENT, MWH	112 446	61 975	18 687	725 PAPER,PULP MILL MACHINES	50 047	135 907	87 117
411 ANIMAL OILS AND FATS	125 982	34 125	39 513	726 PRINTNG,BOOKBINDNG MACHS	30 780	121 955	77 668
421 FIXED VEG.FAT,OILS, SOFT	350 333	29 328	21 972	727 FOOD-PROCESS.MCH.NON DOM	34 928	110 632	71 080
422 FIXED VEG.FAT,OILS,OTHER	840 530	72 763	18 730	728 OTH.MACH,PTS,SPCL INDOUST	368 960	790 318	504 867
431 ANIMAL VEG.FATS,OILS,NES	569 545	104 441	67 148	729 MACH REMOVAL WORK TOOLS	85 351	319 443	203 512
491 HYDROCARBONS,NES,DERIVTS	444 941	127 102	81 209	731 METAL TOOLS,METAL-WORKING	53 833	146 303	93 529
512 ALCOHOL,PHENOL,ETC.DERIV	201 738	382 169	242 337	732 PARTS,NES,FOR MACH-TOOLS	81 027	142 013	90 584
513 CARBOXYLIC ACIDS,DERIVTS	66 325	161 516	103 524	733 METALWORKING MACHNRY NES	339 551	51 696	96 884
514 NITROGEN-FUNCT.COMPOUNDS	375 156	69 166	44 249	741 HEATING,COOLING EQUIP,PART	141 015	587 089	375 443
515 ORGANO-INORGANIC COMPNDS	380 384	46 155	29 572	742 PUMPS FOR LIQUIDS,PARTS	396 303	238 047	151 946
516 OTHER ORGANIC CHEMICALS	247 856	22 694	14 509	743 PUMPS NES,CENTRIFUGS ETC	298 234	475 512	303 984
522 INORGANIC CHEM.ELEMENTS	81 699	177 919	112 954	744 MECHANICAL HANDLING EQUIP	130 665	294 854	188 148
523 METAL, SALTS, INORGAN.ACID	8 750	36 718	746	745 OTH.NONELEC MCH,TOOL,NES	141 218	460 293	295 222
524 OTHER CHEMICAL COMPOUNDS	66 357	57 331	36 718	746 BALL OR ROLLER BEARINGS	391 622	268 644	171 311
525 RADIO-ACTIVE MATERIALS	20 564	5 596	3 596	747 TAPS,COCKS,VALVES,ETC.	238 618	727 334	465 059
531 SYNTH.COLOURS,LAKES,ETC.	179 976	82 087	52 450	748 TRANSMISSIONS SHAFTS,ETC	69 515	235 085	150 730
532 DYEING,TANNING MATERIALS	8 329	81 882	52 379	749 NON-ELECT MACH.PARTS,ETC	18 475	106 387	67 955
533 PIGMENTS, PAINTS, ETC.	101 207	316 626	202 260	751 OFFICE MACHINES	34 553	670 499	430 667
541 MEDICINES,ETC.EXC.GRPS42	19 589	22 887	14 608	752 AUTOMATC.DATA PROC.EQUIP	17 842	348 841	221 988
542 MEDICAMENTS	75 940	109 418	70 004	753 PARTS,FOR OFFICE MACHINS	60 318	133 099	84 768
551 ESSNTL.OIL,PERFUME,FLAVR	538 931	117 970	75 974	754 TELEVISION RECEIVERS ETC	998	2 575	1 615
553 PERFUMERY,COSMETICS,ETC.	2 608 028	45 991	28 909	755 RADIO-BROADCAST RECEIVER	757	4 083	2 556
554 SOAP,CLEANERS,POLISH,ETC	856 980	107 080	68 449	756 SOUND RECORDER,PHONOGRPH	60 927	219 452	139 854
562 FERTILIZER,EXCEPT GRP272	303 521	67 963	43 513	763 TELECOMM.EQUIP,PARTS NES	51 000	112 295	72 176
571 POLYMERS OF ETHYLENE	374 787	64 516	41 188	771 ELECT POWER MACHNRY,PARTS	63 757	346 210	221 635
572 POLYMERS OF STYRENE	497 453	173 369	110 845	772 ELECT.SWITCH.RELAY,CIRCUT	380 076	247 723	158 525
573 POLYMERS,VINYL CHLORIDE	1 598 918	407 817	260 899	773 ELECTR.DISTRIB. EQPT NES	8 185	75 402	48 237
574 POLYACETAL,POLYCARBONATE	22 750	2 326	1 487	774 ELECTRO-MEDCL.XRAY EQUIP	1 529 216	1 419 744	908 749
575 OTH.PLASTIC,PRIMARY FORM	226 420	118 116	75 643	775 DDM.ELEC.NON-ELEC.EQUIPT	119 795	255 405	164 471
579 PLASTIC WASTE, SCRAP ETC	1 065 989	546 568	349 705	776 TRANSISTORS,VALVES,ETC.	366 264	639 910	409 313
581 PLASTIC TUBE,PIPE,HOSE	78 113	33 770	21 663	777 ELECTRIC.MACH.APPART.NES	1 351 187	1 975 899	1 256 001
582 PLASTIC PLATE,SHEETS,ETC	6 428	10 321	6 876	781 PASS.MOTOR VEHCLS.EX.BUS	634 008	868 758	552 111
583 MONOFILAMENT OF PLASTICS	86 919	30 259	19 413	782 GOODS,SPCL TRANSPORT VEH	100 741	143 424	89 978
591 INSECTICIDES, ETC.	1 261	2 220	1 410	783 ROAD MOTOR VEHICLES NES	2 206 099	2 324 699	1 485 860
592 STARCHES,INULIN,ETC.	127 126	35 062	22 511	784 PARTS,TRACTORS,MOTOR VEH	250 980	449 265	286 156
593 EXPLOSIVES,PYROTECHNICS	529 012	178 616	114 473	785 CYCLES,MOTORCYCLES ETC.	217 731	119 340	76 222
597 PREPRD ADDITIVES,LIQUIDS	120 724	580 946	370 636	786 TRAILERS,SEMI-TRAILR,ETC	102 284	98 712	63 146
598 MISC.CHEMICAL PRODS,NES	2 179	11 117	7 094	791 RAILWAY VEHICLES.EQUIPNT	6 553	154 934	99 232
611 LEATHER	2 230	9 221	5 887	792 AIRCRAFT,ASSOCTO.EQUIPNT	345 511	32 732	20 886
612 MANUFACT.LEATHER ETC.NES	264 605	199 228	127 648	793 SHIP,BOAT,FLOAT,STRUCTRS	911	16 004	10 210
613 FURSKINS,TANNED,DRESSED	389 983	284 451	180 852	811 PREFABRICATED BUILDINGS	944 527	355 474	226 761
621 MATERIALS OF RUBBER	136 355	250 656	160 309	812 PLUMBING,SANITRY,EQPT.ETC	229 750	447 715	286 753
625 RUBBER TYRES,TUBES,ETC.	6 270	10 242	6 529	813 LIGHTING FIXTURES ETC.NES	2 818 420	2 501 306	1 596 543
629 ARTICLES OF RUBBER, NES	738 136	179 102	114 474	821 FURNITURE,CUSHIONS,ETC.	35 312	210 985	135 490
633 CORK MANUFACTURES	139 734	150 094	96 361	831 TRUNK,SUITCASES,BAG,ETC	135 302	861 143	552 780
634 VENEERS, PLYWOOD, ETC.	3 622 926	644 639	412 556	841 MENS,BOYS CLOTHNG,X-KNIT	111 314	957 307	615 649
635 WOOD MANUFACTURES, NES	1 232 047	387 401	248 304	842 WOMEN,GIRL CLOTHNG,XKNIT	11 925	79 818	51 376
641 PAPER AND PAPERBOARD	788 838	843 343	538 368	843 MENS,BOYS CLOTHNG,KNIT	36 509	324 723	208 912
642 PAPER,PAPERBOARD,CUT ETC				844 WOMEN,GIRLS CLOTHNG,KNIT			
651 TEXTILE YARN							



## 7 IMPORTS AND EXPORTS (SPECIAL TRADE) BY COUNTRIES OF PRODUCTION AND CONSUMPTION AND BY GROUPS OF THE SITC-REV. III 1992

GROUP DESCRIPTION	DT = 100 KG	1 000 DM	1 000 \$	GROUP DESCRIPTION	DT = 100 KG	1 000 DM	1 000 \$
845 OTHR.TEXTILE APPAREL,NES	322 311	2 642 486	1 713 705	291 CRUDE ANIMAL MATERLS,NES	80 297	28 324	18 245
846 CLOTHING ACCESSRS,FABRIC	165 716	710 379	456 776	292 CRUDE VEG.MATERIALS, NES	128 557	92 152	58 790
848 CLOTHING,NONTXTL;HEADGEAR	35 697	287 906	185 810	321 COAL,NOT AGGLOMERATED	1 590 388	15 249	9 595
851 FOOTWEAR	746 077	2 794 239	1 799 908	322 BRIQUETTES,LIGNITE,PEAT	3 664 524	65 242	41 507
871 OPTICAL INSTRUMENTS,NES	417	5 838	3 748	325 COKE,SEMI-COKE,RET.CARBON	289 110	11 731	7 465
872 MEDICAL INSTRUMENTS NES	44 296	197 043	125 823	334 PETROLEUM PRODUCTS	859 771	41 536	26 979
873 METERS,COUNTERS,NES	28 446	40 311	25 588	335 RESIDUAL PETROL. PRODUCTS	476 720	27 667	17 646
874 MEASURE,CONTROL INSTRMNT	45 334	310 760	199 306	342 LIQUEFIED PROPANE,BUTANE	245 135	8 387	5 349
881 PHOTOGRAPH APPAR,ETC,NES	9 867	55 303	35 221	344 PETROLEUM GASES, NES	.	.	.
882 PHOTO.CINEMATOGRAF, SUPPL	46 465	120 327	77 021	351 ELECTRIC CURRENT	.	.	.
883 CINE.FILM EXPOS,DEVELOPD	1 122	11 049	7 079	411 ANIMAL OILS AND FATS	148 641	12 108	7 750
884 OPTICAL GOODS NES	4 900	195 295	125 225	421 FIXED VEG.FAT,OILS, SOFT	796 848	63 519	40 400
885 WATCHES AND CLOCKS	6 646	46 378	29 653	422 FIXED VEG.FAT,OILS,OTHER	142 819	16 449	10 488
891 ARMS AND AMMUNITION	15 169	50 446	32 194	431 ANIMAL,VEG.FATS,OILS,NES	161 777	28 911	18 559
892 PRINTED MATTER	426 819	269 871	173 200	511 HYDROCARBONS,NES,DERIVTS	1 088 265	113 968	72 717
893 ARTICLES,NES,OF PLASTICS	986 939	671 218	429 571	512 ALCOHOL,PHENOL,ETC.DERIV	1 229 251	200 893	128 598
894 BABY CARRIAGE,TOYS,GAMES	240 089	329 460	211 414	513 CARBOXYLIC ACIDS,DERIVTS	1 440 670	271 499	173 394
895 OFFICE,STATIONERY SUPPLS	34 835	50 884	32 557	514 NITROGEN-FUNCT.COMPOUNDS	977 776	350 085	223 773
896 WORKS OF ART,ANTIQUE ETC	1 510	21 974	13 741	515 ORGANO-INORGANIC COMPNDS	426 802	505 359	322 489
897 GOLD,SILVERWARE,JEWEL NES	3 596	510 461	327 720	516 OTHER ORGANIC CHEMICALS	777 997	162 872	104 261
898 MUSICAL INSTRUMENTS,ETC.	27 447	103 879	66 350	522 INORGANIC CHEM.ELEMENTS	1 125 891	195 401	124 856
899 MISC MANUFACTRD GOODS NES	101 308	173 003	110 228	523 METAL.SALTS,INORGAN.ACID	1 247 639	103 278	65 943
961 COIN NONGOLD NONCURRENT	8	1 411	921	524 OTHER CHEMICAL COMPOUNDS	118 321	60 784	38 916
971 GOLD,NONMONTY EXCL ORES	5	1 271	816	525 RADI-OACTIVE MATERIALS	167	27 675	17 651
972 MONETARY GOLD,GOLD COINS	1	2 246	1 436	531 SYNTH.COLOURS,LAKES,ETC.	210 824	365 501	233 584
EXPORTS	177 312 741	62 394 718	39 945 736	532 DYEING,TANNING MATERIALS	172 628	38 803	24 770
001 LIVE ANIMALS	448 533	169 747	109 242	533 PIGMENTS, PAINTS, ETC.	730 362	451 903	288 854
011 BOVINE MEAT	1 174 850	808 219	519 576	541 MEDICINES,ETC.EXC.GRPS42	40 625	452 805	290 001
012 OTHER MEAT, MEAT OFFAL	689 734	304 944	196 211	542 MEDICAMENTS	61 226	430 784	274 995
016 MEAT,ED.OFFL,DRY,SLT,SMK	4 622	4 259	2 748	551 ESSNTL.OIL,PERFUME,FLAVR	27 376	67 777	43 322
017 MEAT,OFFL,PRPD,PRSDV,NES	21 540	20 914	13 398	553 PERFUMERY,COSMETICS,ETC.	163 128	181 210	116 169
022 MILK AND CREAM	13 511 437	1 513 409	975 985	554 SOAP,CLEANERS,POLISH,ETC	851 358	246 567	157 712
023 BUTTER,OTHER FAT OF MILK	119 282	76 667	49 126	562 FERTILIZER,EXCEPT GRP272	3 048 583	104 008	65 380
024 CHEESE AND CURD	1 387 366	960 678	619 171	571 POLYMERS OF ETHYLENE	1 434 547	208 331	133 559
025 EGGS,BIRDS,YOLKS,ALBUMIN	198 112	96 448	23 156	572 POLYMERS OF STYRENE	913 336	191 223	122 241
034 FISH,FRESH,CHILLED,FROZN	29 675	25 037	16 038	573 POLYMERS,VINYL CHLORIDE	1 075 339	174 132	111 376
035 FISH,DRIED,SALTED,SMOKED	20 990	18 897	12 837	574 POLYACETAL,POLYCARBONATE	1 066 152	381 056	243 875
036 CRUSTACEANS,MOLLUSCS ETC	371	772	481	575 OTH.PLASTIC,PRIMARY FORM	3 539 548	1 061 638	679 301
037 FISH ETC.PRPD,PRSDV,NES	159 773	110 856	70 789	579 PLASTIC WASTE, SCRAP ETC	285 577	18 612	11 885
041 WHEAT, MESLIN, UNMILLED	3 854 925	162 330	103 586	581 PLASTIC TUBE,PIPE,HOSE	110 963	140 387	90 015
042 RICE	5 366	689	431	582 PLASTIC PLATE,SHEETS,ETC	822 404	587 538	375 489
043 BARLEY, UNMILLED	75 250	2 994	1 872	583 MONOFILAMENT OF PLASTICS	42 060	42 265	27 009
044 MAIZE UNMILLED	9 121	792	501	591 INSECTICIDES, ETC.	129 825	153 120	96 056
045 OTHER CEREALS, UNMILLED	94 790	3 946	2 533	592 STARCHES,INULIN,ETC.	445 885	154 037	98 878
046 MEAL, FLOUR OF WHEAT,MSLN	4 665	251	164	593 EXPLOSIVES,PYROTECHNICS	26 100	20 834	13 642
047 OTHER CEREAL MEAL, FLOURS	3 080	186	124	597 PREPRD ADDITIVES,LIQUIDS	262 091	87 085	55 657
048 CEREAL PREPARATIONS	545 193	183 884	118 003	598 MISC.CHEMICAL PRDTS,NES	2 315 969	734 447	469 378
054 VEGETABLES	647 912	47 850	30 297	600 CPL IND PLANT CHAP 69-76	1 595	3 225	2 067
056 VEGETABLES,PRPD,PRSDV,NES	151 650	63 487	40 822	611 LEATHER	147 090	96 968	61 888
057 FRUIT,NUTS EXCL.OIL NUTS	424 045	73 991	47 015	612 MANUFACT. LEATHER ETC.NES	1 393	7 904	5 077
058 FRUIT,PRESERVED,PREPARED	124 297	44 266	28 223	613 FURSKINS,TANNED,DRESSED	451	10 144	6 552
059 FRUIT, VEGETABLE JUICES	125 525	31 340	19 859	621 MATERIALS OF RUBBER	97 154	79 755	50 953
061 SUGARS,MOLASSES,HONEY	656 377	95 945	60 909	625 RUBBER TYRES,TUBES,ETC.	416 764	334 750	214 418
062 SUGAR CONFECTIONERY	52 356	27 054	17 443	629 ARTICLES OF RUBBER, NES	37 315	89 360	57 267
071 COFFEE,COFFEE SUBSTITUTE	8 591	6 351	4 047	633 CORK MANUFACTURES	675	2 482	1 577
072 COCOA	148 664	37 251	23 989	634 VENEERS, PLYWOOD, ETC.	654 909	85 977	55 167
073 CHOCOLATE,OTH.COCOA PREP	112 836	78 207	51 162	635 WOOD MANUFACTURES, NES	247 081	51 759	33 150
074 TEA AND MATE	2 192	5 590	3 546	641 PAPER AND PAPERBOARD	5 182 440	757 358	484 948
075 SPICES	4 299	5 063	3 210	642 PAPER,PAPERBOARD,CUT ETC	759 854	302 646	194 281
081 ANIMAL FEED STUFF	687 536	101 457	64 810	651 TEXTILE YARN	642 297	779 539	497 020
091 MARGARINE AND SHORTENING	134 770	24 171	15 592	652 COTTON FABRICS, MOVEN	163 692	201 554	128 632
098 EDIBLE PROD,PREPRTS,NES	254 982	135 781	87 306	653 FABRICS,MAN-MADE FIBRES	147 926	315 782	201 570
111 NON-ALCOHOL, BEVERAGE,NES	98 201	18 705	12 014	654 OTH. TEXTILE FABRIC,MOVEN	34 576	154 998	99 485
112 ALCOHOLIC BEVERAGES	1 139 441	171 532	110 584	655 KNIT.CROCHET.FABRIC NES	32 285	81 276	51 748
121 TOBACCO, UNMANUFACTURED	689	879	557	656 TULLE,LACE,EMBROIDRY,ETC	11 417	52 908	33 796
122 TOBACCO, MANUFACTURED	152 708	543 308	348 878	657 SPECIAL YARN,TXTL.FABRIC	272 293	288 734	184 521
211 HIDES,SKINS(EX.FURS),RAW	464 040	136 689	87 372	658 TEXTILE ARTICLES NES	66 973	94 943	60 817
212 FURSKINS, RAW	91	1 484	909	659 FLOOR COVERINGS, ETC.	47 431	48 449	30 967
222 OILSEED(SFT.FIX VEG.OIL)	16 756	1 364	887	661 LIME,CEMENT,CONSTR.MATRL	125 439	10 706	6 850
223 OILSEED(OTH.FIX VEG.OIL)	5 603	696	452	662 CLAY,REFRCT.CONSTR.MATRL	1 490 207	147 975	94 658
231 NATURAL RUBBER, ETC.	2 349	510	332	663 MINERAL MANUFACTURES,NES	944 485	245 348	157 366
232 SYNTHETIC RUBBER, ETC.	487 463	101 521	64 923	664 GLASS	2 091 306	305 320	195 100
245 FUEL WOOD, WOOD CHARCOAL	6 855	392	254	665 GLASSWARE	197 001	102 789	65 861
246 WOOD IN CHIPS, PARTICLES	579 213	9 719	6 253	666 POTTERY	151 394	207 791	133 199
247 WOOD ROUGH,ROUGH SQUARED	5 816 342	112 679	71 816	667 PEARLS,PRECIOUS STONES	.	.	.
248 WOOD, SIMPLY WORKED	2 110 966	115 187	73 614	671 PIG IRON, SPIEGELEISN,ETC	543 644	54 112	34 465
251 PULP AND WASTE PAPER	2 804 643	82 724	53 015	672 INGOTS ETC. IRON OR STEEL	2 067 319	123 129	78 308
261 SILK	9 106	46 701	30 164	673 FLAT-ROLLED IRON ETC.	7 453 033	464 169	297 891
263 COTTON	69 379	12 173	7 768	674 FLAT-ROLLED PLATED IRON	1 498 043	154 300	99 031
264 JUTE,OTH.TEXTL.BAST FIBR	399	89	57	675 FLAT-ROLLED, ALLOY STEEL	1 210 914	264 538	169 133
265 VEGETABLE TEXTILE FIBRES	1 316	800	512	676 IRON,STL.BAR,SHAPES ETC.	3 900 316	375 690	240 485
266 SYNTHETIC FIBRES	830 750	276 923	176 671	677 RAILWAY TRACK IRON,STEEL	242 534	9 027	5 755
267 OTHER MAN-MADE FIBRES	224 456	62 536	39 889	678 WIRE OF IRON OR STEEL	72 475	19 702	12 670
268 WOOL, OTHER ANIMAL HAIR	173 161	158 533	100 819	679 TUBES,PIPES,ETC. IRON,STL	2 688 924	480 359	306 884
269 WORN CLOTHING,TEXTL.ARTL	437 419	35 668	22 837	681 SILVER,PLATINUM,ETC.	2 004	46 818	29 745
272 FERTILIZERS, CRUDE	47 927	3 190	2 017	682 COPPER	1 063 347	549 936	352 317
273 STONE, SAND AND GRAVEL	3 506 175	20 589	13 203	683 NICKEL	16 937	36 936	23 643
274 SULPHUR,UNRSTD. IRON PYRS	6 302	339	215	684 ALUMINIUM	1 072 574	492 291	315 557
277 NATURAL ABRASIVES, NES	2 018	571	357	685 LEAD	1 06 098	11 579	7 450
278 OTHER CRUDE MINERALS	17 439 951	172 572	110 474	686 ZINC	150 614	36 228	23 306
281 IRON ORE, CONCENTRATES	3 607	84	53	687 TIN	2 658	3 197	2 048
282 FERROUS WASTE AND SCRAP	27 475 471	396 541	254 674	689 MISC.NON-FERR.BASE METAL	6 768	7 722	4 927
283 COPPER ORES,CONCENTRATES	1 290	131	127	691 METALLIC STRUCTURES NES	178 869	126 136	80 583
285 ALUMINIUM ORE,CONCTR,ETC	519 367	58 399	37 378	692 CONTAINERS, STORAGE,TRNSP	54 392	45 355	29 122
287 ORE,CONCENTR.BASE METALS	17 795	1 130	722	693 WIRE PRODUCTS EXCL.ELECT	57 658	28 550	18 171
288 NON-FERROUS WASTE,SCRAP	1 601 724	268 406	171 838	694 NAILS,SCREWS,NUTS,ETC.	93 518	88 136	56 411
289 PREC.METAL ORES,CONCRTS	53	1 793	1 206	695 TOOLS	89 194	362 369	231 434
				696 CUTLERY	16 029	84 359	53 953
				697 HOUSEHOLD EQUIPMENT,NES	48 636	94 694	60 481



## 7 IMPORTS AND EXPORTS (SPECIAL TRADE) BY COUNTRIES OF PRODUCTION AND CONSUMPTION AND BY GROUPS OF THE SITC-REV. III 1992

GROUP DESCRIPTION	DT = 100 KG	1 000 DM	1 000 \$	GROUP DESCRIPTION	DT = 100 KG	1 000 DM	1 000 \$
699 MANUFACT. BASE METAL, NES	510 587	497 583	318 146	023 BUTTER, OTHER FAT OF MILK	46 441	28 476	18 036
700 CPL IND PLANT (84/85/87)	18 548	104 599	68 595	024 CHEESE AND CURD	78 316	52 852	34 192
711 STEAM GENER. BOILERS, ETC.	7 305	17 906	11 433	025 EGGS, BIRDS, YOLKS, ALBUMIN	17 890	9 334	5 940
712 STEAM TURBINES	4 966	18 873	12 224	034 FISH, FRESH, CHILLED, FROZEN	144 749	32 910	21 115
713 INTERNAL COMBUS PSTN ENGIN	91 208	477 709	305 147	035 FISH, DRIED, SALTED, SMOKED	5 215	4 032	2 579
714 ENGINES, MOTORS NON-ELECT	1 514	57 811	36 713	036 CRUSTACEANS, MOLLUSCS ETC	7 578	10 532	6 757
716 ROTATING ELECTRIC PLANT	178 642	364 862	233 518	037 FISH ETC. PREP. PRSVD. NES	23 986	10 953	7 045
718 OTH. POWR. GENRTNG. MACHNRY	18 695	81 757	52 493	041 WHEAT, MESLIN, UNMILLED	1 534 827	54 123	35 273
721 AGRIC. MACHINES, EX. TRACTR	83 104	109 562	69 524	042 RICE	10 939	2 766	1 774
722 TRACTORS	64 858	84 483	53 566	043 BARLEY, UNMILLED	360 023	15 010	10 018
723 CIVIL ENGINEERING EQUIPT	158 928	204 693	130 908	044 MAIZE UNMILLED	82	59	37
724 TEXTILE, LEATHER MACHINES	144 336	650 275	415 360	045 OTHER CEREALS, UNMILLED	358 081	15 011	9 767
725 PAPER, PULP MILL MACHINES	35 572	147 436	94 240	046 MEAL, FLOUR OF WHEAT, MSLN	16 356	1 303	820
726 PRINTING, BOOKBINDING MACHS	92 121	394 804	251 756	047 OTHER CEREAL MEAL, FLOURS	13 414	1 052	661
727 FOOD-PROCESS. MCH. NON DIM	11 779	52 569	33 456	048 CEREAL PREPARATIONS	1 011 740	147 936	95 230
728 OTH. MACH. PTS, SPCL INDUST	203 699	718 939	460 117	054 VEGETABLES	1 399 366	88 045	56 260
731 METAL REMOVAL WORK TOOLS	94 198	314 875	202 676	055 VEGETABLES, PRPD, PRSVD, NES	70 179	11 166	7 142
733 MACH-TOOLS, METAL-WORKING	43 257	117 744	75 166	057 FRUIT, NUTS EXCL. OIL NUTS	88 526	5 247	3 308
735 PARTS, NES, FOR MACH-TOOLS	28 979	109 954	70 611	058 FRUIT, PRESERVED, PREPARED	63 143	24 782	16 037
737 METALWORKING MACHNRY NES	57 532	143 987	92 940	059 FRUIT, VEGETABLE JUICES	5 085	1 200	764
741 HEATING, COOLING EQUIP, PART	137 242	358 350	229 373	061 SUGARS, MOLASSES, HONEY	199 005	19 625	12 823
742 PUMPS FOR LIQUIDS, PARTS	117 946	639 225	404 473	062 SUGAR CONFECTIONERY	33 428	25 940	16 673
743 PUMPS NES, CENTRIFUGS ETC	169 715	499 054	318 965	071 COFFEE, COFFEE SUBSTITUTE	36 715	34 126	21 832
744 MECHANICAL HANDLING EQUIP	251 351	379 919	244 368	072 COCOA	2 190	509	326
745 OTH. NONELEC MCH, TOOL, NES	84 080	368 050	235 950	073 CHOCOLATE, OTH. COCOA PREP	68 812	43 480	27 817
746 BALL OR ROLLER BEARINGS	134 025	345 028	220 667	074 TEA AND MATE	26 156	8 477	5 385
747 TAPS, COCKS, VALVES, ETC.	131 314	459 699	294 047	075 SPICES	7 440	2 823	1 805
748 TRANSMISSIONS SHAFTS ETC	116 518	280 002	179 192	081 ANIMAL FEED STUFF	385 188	111 789	71 024
749 NON-ELECT. MACH. PARTS, ETC	68 021	246 022	158 063	091 MARGARINE AND SHORTENING	5 523	745	490
751 OFFICE MACHINES	35 107	194 207	123 650	098 EDIBLE PROD. PREPRTNS, NES	129 710	69 080	44 237
752 AUTOMAT. DATA PROC. EQUIP	40 958	699 401	447 033	111 NON-ALCOHOL. BEVERAGE, NES	33 527	4 405	2 843
759 PARTS, FOR OFFICE MACHINES	26 667	548 874	351 453	112 ALCOHOLIC BEVERAGES	201 331	199 293	126 945
761 TELEVISION RECEIVERS ETC	89 075	240 658	153 439	121 TOBACCO, UNMANUFACTURED	1 346	1 021	645
762 RADIO-BROADCAST RECEIVER	9 830	59 843	38 434	122 TOBACCO, MANUFACTURED	9 637	13 073	8 400
763 SOUND RECORDER, PHONOGRPH	30 401	261 466	166 596	211 HIDES, SKINS (EX. FURS), RAW	11 053	4 164	2 660
764 TELECOMM. EQUIP. PARTS NES	29 326	390 541	248 860	212 FURSKINS, RAW	106	1 408	889
771 ELECT. POWER MACHNRY, PARTS	34 367	192 847	123 385	222 OILSEED (SFT. FIX VEG. OIL)	66 340	3 550	2 245
772 ELECT. SWITCH, RELAY, CIRCUIT	173 440	1 265 356	809 460	223 OILSEED (OTH. FIX VEG. OIL)	362 954	13 065	8 245
773 ELECTR. DISTRIBUT. EQPT NES	59 526	125 374	80 205	231 NATURAL RUBBER, ETC.	13 498	2 294	1 482
774 ELECTRO-MEDCL. XRAY EQUIP	9 244	197 160	126 161	232 SYNTHETIC RUBBER, ETC.	351 380	98 989	63 426
775 DOM. ELEC. NON-ELEC. EQUIPT	365 329	581 688	372 681	247 WOOD ROUGH, ROUGH SQUARED	29 133	2 811	1 765
776 TRANSISTORS, VALVES, ETC.	46 916	1 040 315	760 180	248 WOOD, SIMPLY WORKED	11 898	2 113	1 329
778 ELECTRIC MACH. APPAR. PART. NES	412 331	1 136 017	726 205	251 PULP AND WASTE PAPER	795 361	25 390	16 338
781 PASS. MOTOR VEHCLS. EX. BUS	5 658 459	12 275 020	7 859 725	261 SILK	1 039	1 042	656
782 GOODS, SPCL TRANSPORT VEH	771 483	1 073 884	687 835	263 COTTON	15 021	4 980	3 205
783 ROAD MOTOR VEHICLES NES	81 494	173 274	110 109	265 VEGETABLE TEXTILE FIBRES	748	62	39
784 PARTS, TRACTORS, MOTOR VEH	820 787	1 669 802	1 067 152	266 SYNTHETIC FIBRES	110 076	41 519	26 603
785 CYCLES, MOTORCYCLES ETC.	33 752	81 782	52 046	267 OTHER MAN-MADE FIBRES	71 293	36 237	23 119
786 TRAILERS, SEMI-TRAILER, ETC	137 335	119 251	76 126	268 WOOL, OTHER ANIMAL HAIR	38 688	34 541	22 101
791 RAILWAY VEHICLES, EQUIPNT	100 185	77 790	49 773	269 WORN CLOTHING, TEXTL. ARTL	10 022	684	438
792 AIRCRAFT, ASSCOTD. EQUIPNT	5 825	223 450	142 528	272 FERTILIZERS, CRUDE	1 489	159	96
793 SHIP, BOAT, FLOAT, STRUCTRS	11 026	18 029	11 504	273 STONE, SAND AND GRAVEL	16 768 447	29 812	19 237
800 CPL IND PLANT CHAP 90/94	6	368	237	274 SULPHUR, UNRSTD. IRON PYRS	3 545	381	238
811 PREFABRICATED BUILDINGS	5 606	9 980	6 351	277 NATURAL ABRASIVES, NES	417	3 341	2 128
812 PLUMBING, SANITRY, EQPT. ETC	202 463	351 846	226 518	278 OTHER CRUDE MINERALS	6 874 706	143 366	91 909
813 LIGHTING FIXTURES ETC. NES	42 351	109 470	69 965	281 IRON ORE, CONCENTRATES	7 048	196	125
821 FURNITURE, CUSHIONS, ETC.	224 051	233 685	149 738	282 FERROUS WASTE AND SCRAP	115 053	4 985	3 199
831 TRUNK, SUITCASES, BAG, ETC	6 558	23 028	14 717	284 NICKEL ORES, CONCTR, MATTE	209	311	188
841 MENS, BOYS CLOTHING, X-KNIT	20 985	166 004	108 136	285 ALUMINUM ORE, CONCTR, ETC	17 621	2 934	1 882
842 WOMEN, GIRL CLOTHING, XKNIT	10 548	141 846	92 034	287 ORE, CONCENTR. BASE METALS	6 412	3 405	2 180
843 MENS, BOYS CLOTHING, KNIT	1 663	11 792	7 470	288 NON-FERROUS WASTE, SCRAP	367 825	84 977	54 961
844 WOMEN, GIRLS CLOTHING, KNIT	2 451	21 783	14 125	289 PREC. METAL ORES, CONCTR	550	3 933	2 480
845 OTH. TEXTILE APPAR. NES	15 374	104 863	67 185	291 CRUDE ANIMAL MATERIALS, NES	89 399	19 368	12 450
846 CLOTHING ACCESSRS, FABRIC	6 787	52 748	34 122	292 CRUDE VEG. MATERIALS, NES	35 328	17 843	11 426
848 CLOTHING, NONTEXTL; HEADGEAR	4 921	67 743	43 962	321 COAL, NOT AGGLOMERATED	746 331	6 355	4 101
851 FOOTWEAR	39 339	102 626	65 621	325 COKE, SEMI-COKE, RET. CARBN	8 823	295	189
871 OPTICAL INSTRUMENTS, NES	2 471	64 825	41 533	333 PETROLEUM OILS, CRUDE	145 013 630	3 449 358	2 209 008
872 MEDICAL INSTRUMENTS NES	24 118	343 041	219 544	334 PETROLEUM PRODUCTS	19 560 220	643 547	411 766
873 METERS, COUNTERS, NES	7 625	62 281	39 760	335 RESIDUAL PETROL. PRODUCTS	1 673 187	63 370	40 295
874 MEASURE, CONTROL INSTRMNT	59 996	1 131 261	723 961	342 LIQUEFIED PROPANE, BUTANE	3 949 934	131 245	83 764
881 PHOTOGRAPH APPAR. ETC. NES	12 839	114 464	73 033	344 PETROLEUM GASES, NES	3 824	501	322
882 PHOTO. CINEMATOGPH. SUPPL	162 355	292 846	187 547	411 ANIMAL OILS AND FATS	13 967	6 612	4 182
883 CINE. FILM EXPOS. DEVELPD	23	424	277	421 FIXED VEG. FAT, OILS, SOFT	29 115	2 403	1 549
884 OPTICAL GOODS NES	1 775	106 410	68 142	422 FIXED VEG. FAT, OILS, OTHER	25 544	4 094	2 620
885 WATCHES AND CLOCKS	9 330	146 185	93 685	431 ANIMAL, VEG. FATS, OILS, NES	135 054	16 783	10 752
891 ARMS AND AMMUNITION	3 245	14 602	9 294	511 HYDROCARBONS, NES, DERIVTS	3 620 527	240 428	153 974
892 PRINTED MATTER	196 420	228 715	147 214	512 ALCOHOL, PHENOL, ETC. DERIV	511 409	85 979	55 235
893 ARTICLES, NES, OF PLASTICS	347 999	408 829	261 715	513 CARBOXYLIC ACIDS, DERIVTS	935 685	191 417	122 786
894 BABY CARRIAGE, TOYS, GAMES	74 015	156 346	100 563	514 NITROGEN-FUNCT. COMPOUNDS	319 891	652 669	422 622
895 OFFICE, STATIONERY SUPPLS	29 703	124 644	79 815	515 ORGANO-INORGANIC COMPOUNDS	131 424	183 256	117 017
896 WORKS OF ART, ANTIQUE ETC	415	26 261	16 661	516 OTHER ORGANIC CHEMICALS	221 618	114 603	73 792
897 GOLD, SILVERWARE, JEWEL NES	260	25 410	16 286	522 INORGANIC CHEM. ELEMENTS	411 699	79 716	51 171
898 MUSICAL INSTRUMENTS, ETC.	83 193	247 881	158 305	523 METAL. SALTS, INORGAN. ACID	536 760	83 398	53 467
899 MISC MANUFACTRD GOODS NES	35 727	128 793	82 362	524 OTHER CHEMICAL COMPOUNDS	66 585	26 057	16 654
941 COMPL IND PLANT CHAPT 99	1 554	831	525	525 RADIO-ACTIVE MATERIALS	11 591	422 025	269 418
961 COIN NONGOLD NONCURRENT	26	417	257	531 SYNTH. COLOURS, LAKES, ETC.	79 676	129 653	83 123
971 GOLD, NONMONEY EXCL ORES	112	144 981	93 102	532 DYEING, TANNING MATERIALS	8 362	2 715	1 717
972 MONETARY GOLD, GOLD COINS		923	610	533 PIGMENTS, PAINTS, ETC.	586 093	288 184	184 759
UNTD KINGDOM				541 MEDICINES, ETC. EXC. GRP542	22 181	171 337	110 414
IMPORTS	250 937 353	43 571 933	27 948 103	542 MEDICAMENTS	69 544	675 598	433 843
001 LIVE ANIMALS	36 937	20 977	13 449	551 ESSNTL. OIL, PERFUME, FLAVR	28 308	44 565	28 577
011 BOVINE MEAT	14 285	16 866	10 781	553 PERFUMERY, COSMETICS, ETC.	261 488	237 487	152 595
012 OTHER MEAT, MEAT OFFAL	784 467	315 315	201 718	554 SOAP, CLEANERS, POLISH, ETC	293 119	77 962	50 045
016 MEAT, ED. OFFL, DRY, SLT, SMK	2 170	1 362	881	562 FERTILIZER, EXCEPT GRP272	258 335	6 763	4 285
017 MEAT, OFFL. PRPD, PRSVD, NES	3 882	3 821	2 474	571 POLYMERS OF ETHYLENE	342 657	65 612	42 130
022 MILK AND CREAM	92 923	36 120	23 346	572 POLYMERS OF STYRENE	498 295	102 705	66 007
				581 POLYMERS, VINYL CHLORIDE	88 559	33 565	21 538
				574 POLYACETAL, POLYCARBONATE	146 228	56 041	35 908
				575 OTH. PLASTIC, PRIMARY FORM	958 664	373 036	238 816



## 7 IMPORTS AND EXPORTS (SPECIAL TRADE) BY COUNTRIES OF PRODUCTION AND CONSUMPTION AND BY GROUPS OF THE SITC-REV. III 1992

GROUP DESCRIPTION	DT = 100 KG	1 000 DM	1 000 \$	GROUP DESCRIPTION	DT = 100 KG	1 000 DM	1 000 \$
579 PLASTIC WASTE, SCRAP ETC	15 521	1 875	1 210	775 DOM.ELEC.NON-ELEC.EQUIPT	173 725	269 874	172 867
581 PLASTIC TUBE,PIPE,HOSE	40 010	84 395	54 269	776 TRANSISTORS,VALVES,ETC.	78 956	819 651	525 525
582 PLASTIC PLATE,SHEETS,ETC	319 893	251 451	161 393	778 ELECTRIC.MACH.APPART.NES	268 457	771 794	495 057
583 MONOFILAMENT OF PLASTICS	29 732	19 995	12 882	781 PASS.MOTOR VEHCLS.EX.BUS	1 248 644	2 389 869	1 526 885
581 INSECTICIDES, ETC.	81 156	156 950	98 732	782 GOODS,SPCL TRANSPORT VEH	198 970	269 745	173 360
592 STARCHES,INULIN,ETC.	98 908	49 228	31 634	783 ROAD MOTOR VEHICLES NES	4 515	3 983	2 522
593 EXPLOSIVES,PYROTECHNICS	8 090	36 066	23 203	784 PARTS,TRACTORS,MOTOR VEH	2 467 779	2 455 666	1 570 759
597 PREPRD ADDITIVES,LIQUIDS	273 003	79 255	50 658	785 CYCLES,MOTORCYCLES ETC.	14 598	43 140	27 519
598 MISC.CHEMICAL PRODTS.NES	692 716	378 862	242 141	786 TRAILERS,SEMI-TRAIL,ETC	110 699	79 207	50 496
611 LEATHER	4 752	26 122	16 676	791 RAILWAY VEHICLES.EQUIPNT	9 343	23 695	15 076
612 MANUFACT. LEATHER ETC.NES	3 635	16 261	10 480	792 AIRCRAFT, ASSOCTD. EQUIPNT	38 159	2 131 544	1 378 825
613 FURSKINS,TANNED,DRESSED	646	9 427	6 042	793 SHIP,BOAT,FLOAT,STRUCTRS	328 729	103 365	65 957
621 MATERIALS OF RUBBER	71 576	69 095	44 201	811 PREFABRICATED BUILDINGS	137 905	41 879	26 913
625 RUBBER TYRES,TUBES,ETC.	668 858	450 815	288 743	812 PLUMBNG,SANITRY,EQPT.ETC	24 062	10 798	6 949
629 ARTICLES OF RUBBER, NES	46 614	78 278	50 087	813 LIGHTING FIXTURES ETC.NES	14 597	39 152	25 029
633 CORK MANUFACTURES	748	475	308	821 FURNITURE,CUSHIONS,ETC.	302 828	231 958	148 551
634 VENEERS, PLYWOOD, ETC.	57 862	8 622	5 548	831 TRUNK,SUITCASES,BAG,ETC	8 115	25 687	18 479
635 WOOD MANUFACTURES, NES	45 648	15 209	9 759	841 MENS,BOYS CLOTHNG,X-KNIT	29 934	130 246	83 925
641 PAPER AND PAPERBOARD	2 271 361	477 518	306 103	842 WOMEN,GIRL CLOTHNG,XKNIT	29 343	193 558	124 774
642 PAPER,PAPERBOARD,CUT ETC	298 077	122 096	78 081	843 MENS,BOYS CLOTHNG,KNIT	3 761	19 387	12 466
651 TEXTILE YARN	283 199	290 943	186 197	844 WOMEN,GIRLS CLOTHNG,KNIT	18 982	82 031	52 940
652 COTTON FABRICS, WOVEN	25 126	51 329	32 715	845 OTHR,TEXTILE APPAREL,NES	53 612	261 689	169 998
653 FABRICS,MAN-MADE FIBRES	91 566	96 988	62 163	846 CLOTHING ACCESSRS,FABRIC	5 544	34 394	22 145
654 OTH.TEXTILE FABRIC,WOVEN	17 957	69 821	44 563	848 CLOTHNG,NONTXTL;HEADGEAR	7 944	51 829	33 239
655 KNIT,CROCHET,FABRIC NES	18 173	45 866	29 237	851 FOOTWEAR	14 787	74 098	47 557
656 TULLE,LACE,EMBROIDRY,ETC	5 245	17 228	11 053	871 OPTICAL INSTRUMENTS,NES	1 995	50 927	32 638
657 SPECIAL YARN,TXTL,FABRIC	109 036	155 104	99 607	872 MEDICAL INSTRUMENTS NES	17 432	136 061	87 484
658 TEXTILE ARTICLES NES	30 594	66 749	42 894	873 METERS,COUNTERS,NES	2 935	33 132	21 132
659 FLOOR COVERINGS, ETC.	40 263	45 024	28 816	874 MEASURE,CONTROL INSTRMNT	31 089	611 305	391 954
661 LIME,CEMENT,CONSTR.MATRL	230 699	25 476	16 419	881 PHOTOGRAPH APPAR.ETC.NES	5 069	48 417	31 048
662 CLAY,REFRCT,CONSTR.MATRL	292 850	34 886	22 316	882 PHOTO.CINEMATOGPH.SUPPL	175 463	350 839	226 236
663 MINERAL MANUFACTURES,NES	269 925	160 139	102 523	883 CINE.FILM EXPOSD.DEVELOPD	2 264	18 761	12 003
664 GLASS	346 985	92 886	59 630	884 OPTICAL GOODS NES	1 018	26 973	17 286
665 GLASSWARE	354 589	57 563	36 986	885 WATCHES AND CLOCKS	971	11 466	7 355
666 POTTERY	90 063	65 142	41 723	891 ARMS AND AMMUNITION	1 881	15 461	9 611
667 PEARLS,PRECIOUS STONES	.	.	.	892 PRINTED MATTER	221 364	268 081	172 269
671 PIG IRON,SPIEGELEISN,ETC	214 607	50 700	32 626	893 ARTICLES,NES,OF PLASTICS	337 530	320 212	205 271
672 INGOTS ETC.IRON OR STEEL	3 480 301	559 234	357 348	894 BABY CARRIAGE,TOYS,GAMES	69 802	132 444	84 928
673 FLAT-ROLLED IRON ETC.	3 733 292	268 158	171 637	895 OFFICE,STATIONERY SUPPLS	50 275	93 835	60 444
674 FLAT-ROLLED PLATED IRON	1 777 925	220 868	141 946	896 WORKS OF ART,ANTIQUE ETC	8 401	129 750	83 106
675 FLAT-ROLLED, ALLOY STEEL	383 887	140 975	90 509	897 GOLD,SILVERWARE,JEWEL NES	654	30 665	19 638
676 IRON,STL.BAR,SHAPES ETC.	4 907 480	336 712	216 046	898 MUSICAL INSTRUMENTS,ETC.	115 764	503 707	322 627
677 RAILWAY TRACK IRON,STEEL	9 884	1 361	878	899 MISC MANUFACTRD GOODS NES	78 104	107 140	68 561
678 WIRE OF IRON OR STEEL	131 872	28 126	17 919	961 COIN NONGOLD NONCURRENT	176	10 302	6 583
679 TUBES,PIPES,ETC.IRON,STL	637 053	134 360	86 187	971 GOLD,NONMONTNRY EXCL ORES	371	636 509	405 300
681 SILVER,PLATINUM,ETC.	3 514	224 635	143 746	972 MONETARY GOLD,GOLD COINS	2	8 344	5 413
682 COPPER	346 475	194 742	124 820				
683 NICKEL	55 609	87 978	56 069	EXPORTS	104 476 148	51 951 655	33 330 313
684 ALUMINIUM	1 684 708	396 370	254 357	001 LIVE ANIMALS	1 543	2 805	1 823
685 LEAD	493 754	52 763	33 815	011 BOVINE MEAT	47 334	25 190	15 906
686 ZINC	55 914	13 834	8 892	012 OTHER MEAT, MEAT OFFAL	75 711	23 609	15 225
687 TIN	1 078	1 830	1 191	016 MEAT,ED.OFFL,DRY,SLT,SMK	89 269	54 708	35 125
689 MISC.NON-FERR.BASE METAL	13 976	18 539	11 915	017 MEAT,OFFL,PRPD,PRSD,NES	88 907	77 802	50 121
691 METALLIC STRUCTURES NES	179 721	108 566	69 499	022 MILK AND CREAM	846 483	201 600	128 607
692 CONTAINERS, STORAGE,TRNSP	262 349	129 906	83 359	023 BUTTER,OTHER FAT OF MILK	3 888	2 411	1 526
693 WIRE PRODUCTS EXCL.ELECT	31 060	13 447	8 619	024 CHEESE AND CURD	361 603	241 140	155 236
694 NAILS,SCREWS,NUTS,ETC.	63 702	71 508	45 760	025 EGGS,BIRDS,YOLKS,ALBUMIN	42 873	9 681	6 217
695 TOOLS	31 227	118 983	75 986	034 FISH,FRESH,CHILLED,FROZN	39 674	16 254	10 325
696 CUTLERY	16 900	51 758	33 073	035 FISH,DRIED,SALTED,SMOKED	6 056	1 137	361
697 HOUSEHOLD EQUIPMENT,NES	19 487	25 456	16 299	036 CRUSTACEANS,MOLLUSCS ETC	1 002	1 137	745
699 MANUFACTS.BASE METAL,NES	358 206	288 636	184 882	037 FISH ETC.PRPD,PRSD,NES	23 809	16 431	10 622
711 STEAM GENER,BOILERS,ETC.	1 812	3 337	2 119	041 WHEAT, MESLIN, UNMILLED	3 154 647	125 865	81 290
712 STEAM TURBINES	3 734	10 080	6 392	042 RICE	25 223	5 308	3 406
713 INTRNL COMBUS PSTN ENGIN	692 007	1 220 359	779 910	043 BARLEY, UNMILLED	21 163	852	542
714 ENGINES,MOTORS NON-ELECT	13 378	340 901	218 367	044 MAIZE UNMILLED	56 315	4 497	2 801
716 ROTATING ELECTRIC PLANT	109 252	113 684	73 242	045 OTHER CEREALS, UNMILLED	1 312	181	117
718 OTH.PWR.GENRTNG.MACHNRY	8 699	34 290	22 105	046 MEAL,FLOUR OF WHEAT,MSLN	2 748	158	101
721 AGRIC.MACHINES,EX.TRACTR	34 614	51 009	32 503	047 OTHER CEREAL MEAL,FLOURS	7 809	356	233
722 TRACTORS	103 458	124 124	79 227	048 CEREAL PREPARATIONS	659 280	179 228	115 664
723 CIVIL ENGINEERING EQUIPT	380 151	377 825	50 590	054 VEGETABLES	159 918	18 363	11 482
724 TEXTILE,LEATHER MACHINES	32 809	78 675	24 281	056 VEGETABLES,PRPD,PRSD,NES	187 287	48 572	31 151
725 PAPER,PULP MTL MACHINES	15 204	38 086	61 349	057 FRUIT,NUTS EXCL.OIL NUTS	71 359	19 975	12 902
726 PRINTNG,BOOKBINDNG MACHS	31 193	95 524	20 230	058 FRUIT,PRESERVED,PREPARED	130 976	49 450	31 895
727 FOOD-PROCESS.MCH.NON DOM	7 922	32 000	190 724	059 FRUIT,VEGETABLE JUICES	293 285	63 072	40 520
728 OTH.MACH,PTS,SPCL INDUST	167 931	298 728	74 488	061 SUGARS,MOLASSES,HONEY	181 860	24 682	15 856
731 METAL REMOVAL WORK TOOLS	30 635	116 834	14 393	062 SUGAR CONFECTIONERY	70 087	36 288	23 668
733 MACH-TOOLS,METAL-WORKING	13 157	22 748	52 456	071 COFFEE,COFFEE SUBSTITUTE	159 599	169 422	108 682
735 PARTS,NES,FOR MACH-TOOLS	36 221	81 938	33 981	072 COCOA	32 946	9 680	6 161
737 METALWORKING MACHNRY NES	48 988	52 447	92 396	073 CHOCOLATE,OTH.COCOA PREP	128 100	80 102	51 734
741 HEATING,COOLNG EQUIP,PART	66 581	144 059	56 858	074 TEA AND MATE	7 729	18 100	11 541
742 PUMPS FOR LIQUIDS,PARTS	46 626	88 870	235 590	075 SPICES	6 222	5 343	3 414
743 PUMPS NES,CENTRIFUGS ETC	114 997	367 197	174 809	081 ANIMAL FEED STUFF	3 378 149	202 063	129 738
744 MECHANICAL HANDLING EQUIP	253 085	273 368	108 177	091 MARGARINE AND SHORTENING	49 087	10 743	6 903
745 OTH.NONELEC MCH,TOOL,NES	38 801	169 271	96 264	098 EDIBLE PROD.PREPRTNS,NES	257 177	122 688	78 953
746 BALL OR ROLLER BEARINGS	49 102	150 620	119 279	111 NON-ALCOHOL BEVERAGE,NES	72 486	14 320	9 230
747 TAPS,COCKS,VALVES,ETC.	48 757	185 811	80 017	112 ALCOHOLIC BEVERAGES	3 060 668	573 620	368 798
748 TRANSMISSIONS SHAFTS ETC	112 168	124 918	51 545	121 TOBACCO, UNMANUFACTURED	5 560	2 574	1 659
749 NON-ELECT MACH.PARTS,ETC	23 556	79 991	120 358	122 TOBACCO, MANUFACTURED	105 202	126 142	81 618
751 OFFICE MACHINES	38 574	187 524	412 412	211 HIDES,SKINS(EX.FURS),RAW	7 709	2 030	1 298
752 AUTOMATC.DATA PROC.EQUIP	233 379	490 572	564 201	212 FURSKINS, RAW	25	683	412
759 PARTS,FOR OFFICE MACHNS	35 674	881 774	271 403	222 OILSEED(SFT.FIX VEG.OIL)	963 560	69 226	43 512
761 TELEVISION RECEIVERS ETC	161 860	421 247	74 885	223 OILSEED(OTH.FIX.VEG.OIL)	5 218	1 175	754
762 RADIO-BROADCAST RECEIVER	14 937	117 549	112 927	231 SYNTHETIC RUBBER, ETC.	276 350	58 824	37 732
763 SOUND RECORDER,PHONOGRPH	24 480	175 845	71 657	245 FUEL WOOD, WOOD CHARCOAL	389	107	67
764 TELECOMM.EQUIP,PARTS NES	105 104	644 370	278 486	246 WOOD IN CHIPS, PARTICLES	67 328	1 263	822
771 ELECT POWER MACHNY.PARTS	35 588	111 634	91 994	247 WOOD ROUGH,ROUGH SQUARED	10 663	631	399
772 ELEC.SWITCH.RELAY.CIRCUIT	74 034	433 891	50 869	248 WOOD, SIMPLY WORKED	375 616	32 919	21 206
773 ELECTR DISTRIBT.EQPT NES	61 946	144 029					
774 ELECTRO-MEDCL,XRAY EQUIP	3 786	79 392					



## 7 IMPORTS AND EXPORTS (SPECIAL TRADE) BY COUNTRIES OF PRODUCTION AND CONSUMPTION AND BY GROUPS OF THE SITC-REV. III 1992

GROUP DESCRIPTION	DT = 100 KG	1 000 DM	1 000 \$	GROUP DESCRIPTION	DT = 100 KG	1 000 DM	1 000 \$
251 PULP AND WASTE PAPER	323 255	18 401	11 924	678 WIRE OF IRON OR STEEL	55 775	17 226	11 041
261 SILK	517	747	476	679 TUBES,PIPES,ETC. IRON,STL	1 176 837	262 631	169 003
263 COTTON	87 186	15 163	9 647	681 SILVER,PLATINUM,ETC.	438	63 763	41 215
265 VEGETABLE TEXTILE FIBRES	301	128	83	682 COPPER	564 510	339 816	218 286
266 SYNTHETIC FIBRES	256 751	81 509	52 249	683 NICKEL	14 267	31 058	20 026
267 OTHER MAN-MADE FIBRES	97 561	45 668	29 359	684 ALUMINIUM	1 443 578	711 437	457 729
268 WOOL, OTHER ANIMAL HAIR	21 155	20 978	13 392	685 LEAD	18 477	6 211	3 956
269 WORN CLOTHING,TEXTL.ARTL	18 063	5 130	3 301	686 ZINC	222 134	45 051	29 113
272 FERTILIZERS, CRUDE	125 774	1 435	928	687 TIN	4 075	3 469	2 262
273 STONE, SAND AND GRAVEL	1 224 971	5 402	3 440	689 MISC.NON-FERR.BASE METAL	25 634	36 476	23 332
274 SULPHUR,UNRSTD.IRON PYRS	1 056 362	12 401	7 912	691 METALLIC STRUCTURES NES	166 467	113 012	72 317
277 NATURAL ABRASIVES, NES	340	1 330	844	692 CONTAINERS,STORAGE,TRNSP	148 336	129 556	82 790
278 OTHER CRUDE MINERALS	1 082 225	18 456	11 800	693 WIRE PRODUCTS EXCL.ELECT	108 219	61 664	39 530
282 FERROUS WASTE AND SCRAP	151 171	7 291	4 814	694 NAILS,SCREWS,NUTS,ETC.	170 178	158 187	101 547
285 ALUMINIUM ORE,CONCTR.ETC	112 856	11 176	7 150	695 TOOLS	62 456	264 409	169 930
287 ORE,CONCENTR.BASE METALS	187	208	132	696 CUTLERY	22 684	93 264	60 113
288 NON-FERROUS WASTE,SCRAP	190 839	36 415	23 446	697 HOUSEHOLD EQUIPMENT,NES	48 750	42 959	27 533
289 PREC.METAL ORES,CONCTR	7 598	68 745	44 653	699 MANUFACTS.BASE METAL,NES	673 064	788 796	505 890
291 CRUDE ANIMAL MATERIALS,NES	25 587	7 944	5 113	700 CRP IND PLANT (84/85/87)	79 854	287 041	183 697
292 CRUDE VEG.MATERIALS, NES	62 430	44 974	28 589	711 STEAM GENER. BOILERS,ETC.	4 518	7 551	4 908
321 COAL,NOT AGGLOMERATED	1 902 821	59 983	38 932	712 STEAM TURBINES	2 785	17 193	10 899
322 BRIQUETTES,LIGNITE,PEAT	1 701 492	47 774	30 753	713 INTRNL COMBUS PSTN ENGIN	1 038 018	717 610	458 066
333 PETROLEUM OILS, CRUDE	680 031	13 801	9 378	714 ENGINES,MOTORS NON-ELECT	10 928	272 914	174 889
334 PETROLEUM PRODUCTS	5 650 149	128 460	81 434	716 ROTATING ELECTRIC PLANT	117 696	282 047	181 032
335 RESIDUAL PETROL.PRODUCTS	174 765	15 409	9 944	718 OTH.POWR.GENRNG.MACHNRY	47 876	115 742	74 436
342 LIQUEFIED PROPANE,BUTANE	251 558	6 261	4 107	721 AGRIC.MACHINES,EX.TRACTR	158 304	197 682	125 789
344 PETROLEUM GASES, NES	.	.	.	722 TRACTORS	143 853	158 388	100 756
411 ANIMAL OILS AND FATS	133 118	12 675	8 156	723 CIVIL ENGINEERING EQUIPT	232 169	272 253	174 794
421 FIXED VEG.FAT,OILS, SOFT	331 079	23 279	15 162	724 TEXTILE,LEATHER MACHINES	69 727	244 560	157 094
422 FIXED VEG.FAT,OILS,OTHER	38 352	6 405	4 102	725 PAPER,PULP MILL MACHINES	40 725	158 202	101 028
431 ANIMAL,VEG.FATS,OILS,NES	173 050	27 067	17 371	726 PRINTING,BOOKBINDING MACHS	97 776	460 465	291 282
511 HYDROCARBONS,NES,DERIVTS	1 509 512	112 515	72 469	727 FOOD-PROCESS.MCH.NON DOM	18 154	84 656	54 031
512 ALCOHOL,PHENOL,ETC.DERV	1 146 256	181 818	116 864	728 OTH.MACH,PTS,SPCL INDUST	250 936	877 321	563 887
513 CARBOXYLIC ACIDS,DERIVTS	997 083	221 263	141 779	731 METAL REMOVAL WORK TOOLS	62 901	309 626	196 778
514 NITROGEN-FUNCT.COMPOUNDS	446 227	221 277	142 416	733 MACH-TOOLS,METAL-WORKING	19 814	69 969	44 568
515 ORGANO-INORGANIC COMPNDS	219 404	216 245	138 522	735 PARTS,NES,FOR MACH-TOOLS	17 638	89 499	57 609
516 OTHER ORGANIC CHEMICALS	718 325	135 144	86 485	737 METALWORKING MACHNRY NES	44 891	107 730	69 263
522 INORGANIC CHEM.ELEMENTS	4 845 070	189 382	121 088	741 HEATING,COOLING EQUIP,PART	107 504	251 925	162 123
523 METAL.SALTS,INORGAN.ACID	886 184	94 118	60 351	742 PUMPS FOR LIQUIDS,PARTS	81 304	568 908	364 341
524 OTHER CHEMICAL COMPOUNDS	56 755	33 305	21 288	743 PUMPS NES,CENTRIFUGS ETC	176 778	472 719	303 300
525 RADIO-ACTIVE MATERIALS	11 086	67 892	38 232	744 MECHANICAL HANDLING EQUIP	284 938	489 176	313 897
531 SYNTH.COLOURS,LAKES,ETC.	133 493	217 199	139 199	745 OTH.NONELEC MCH,TOOL,NES	91 985	489 578	313 304
532 DYEING,TANNING MATERIALS	18 959	5 316	3 396	746 BALL OR ROLLER BEARINGS	64 342	192 243	123 363
533 PIGMENTS, PAINTS, ETC.	533 025	288 323	185 268	747 TAPS,COCKS,VALVES,ETC.	71 932	264 919	170 215
541 MEDICINES,ETC.EXC.GRPS42	24 580	214 630	137 860	748 TRANSMISSIONS SHAFTS ETC	193 717	301 498	193 607
542 MEDICAMENTS	98 593	671 302	431 644	749 NON-ELECT MACH.PARTS,ETC	85 607	255 401	164 519
551 ESSENT. OIL, PERFUME, FLAVR	28 158	57 796	37 288	751 AUTO MACHINES	42 758	208 358	132 988
553 PERFUMERY,COSMETICS,ETC.	196 389	187 410	120 561	752 AUTOMATC.DATA PROC.EQUIP	50 457	1 090 264	697 540
554 SOAP,CLEANERS,POLISH,ETC	715 145	187 215	120 587	759 PARTS,FOR OFFICE MACHINS	38 241	596 163	383 037
562 FERTILIZER,EXCEPT GRP272	5 120 523	107 024	67 877	761 TELEVISION RECEIVERS ETC	20 998	59 787	38 608
571 POLYMERS OF ETHYLENE	974 649	152 043	97 600	762 RADIO-BROADCAST RECEIVER	7 333	71 489	46 099
572 POLYMERS OF STYRENE	463 066	113 431	72 643	763 SOUND RECORDER,PHONOGRPH	39 123	304 003	195 743
573 POLYMERS,VINYL CHLORIDE	855 716	160 658	103 284	764 TELECOMM.EQUIP.PARTS NES	33 719	376 331	242 512
574 POLYACETAL,POLYCARBONATE	566 840	231 184	147 824	771 ELECT POWER MACHNRY,PARTS	82 009	202 477	130 364
575 OTH.PLASTIC,PRIMARY FORM	1 560 615	534 898	343 183	772 ELEC.SWITCH.RELAY.CIRCUIT	143 373	910 379	584 745
579 PLASTIC WASTE, SCRAP ETC	8 547	911	585	773 ELECTR DISTRIB.EQPT NES	152 880	340 823	218 623
581 PLASTIC TUBE,PIPE,HOSE	50 537	61 986	39 771	774 ELECTRO-MEDCL,XRAY EQUIP	11 631	163 405	104 950
582 PLASTIC PLATE,SHEETS,ETC	967 355	623 723	400 522	775 DOM.ELEC,NON-ELEC.EQUIPT	273 245	394 803	253 340
583 MONOFILAMENT OF PLASTICS	317 299	172 707	111 113	776 TRANSISTORS,VALVES,ETC.	88 364	655 828	421 391
591 INSECTICIDES, ETC.	70 556	105 005	67 760	778 ELECTRIC.MACH.APPART.NES	355 520	1 161 257	746 696
592 STARCHES,INULIN,ETC.	369 689	75 330	48 378	781 PASS.MOTOR VEHCLS.EX.BUS	2 358 662	5 988 743	3 836 023
593 EXPLOSIVES,PYROTECHNICS	3 489	16 285	10 714	782 GOODS,SPCL TRANSPORT VEH	887 968	584 665	376 666
597 PREPRED ADDITIVES,LIQUIDS	174 241	62 443	40 123	783 ROAD MOTOR VEHICLES NES	81 644	137 848	88 040
598 MISC.CHEMICAL PRODS,NES	1 738 728	516 412	331 782	784 PARTS,TRACTORS,MOTOR VEH	3 621 335	4 291 773	2 749 619
600 CPL IND PLANT CHAP 69-76	5 250	8 546	5 463	785 CYCLES,MOTORCYCLES ETC.	16 204	39 827	25 723
611 LEATHER	14 440	24 395	15 715	786 TRAILERS,SEMI-TRAILR,ETC	154 489	132 076	84 550
612 MANUFACT. LEATHER ETC.NES	837	3 438	2 207	791 RAILWAY VEHICLES.EQUIPNT	16 220	42 102	27 124
613 FURSKINS,TANNO, DRESSED	511	7 347	4 726	792 AIRCRAFT,ASSOCTD.EQUIPNT	7 807	610 889	389 784
621 MATERIALS OF RUBBER	102 193	103 962	66 769	793 SHIP,BOAT,FLOAT.STRUCTRS	697 354	363 433	227 433
625 RUBBER TYRES,TUBES,ETC.	423 363	273 090	175 203	800 CPL IND PLANT CHAP 90/94	231	1 686	1 096
629 ARTICLES OF RUBBER, NES	72 619	162 084	104 102	811 PREFABRICATED BUILDINGS	1 513	1 282	811
633 CORK MANUFACTURES	939	3 663	2 347	812 PLUMBING,SANITRY,EQPT.ETC	77 140	82 322	52 432
634 VENEERS, PLYWOOD, ETC.	899 137	111 297	71 336	813 LIGHTING FIXTURES ETC.NES	39 934	103 217	66 274
635 WOOD MANUFACTURES, NES	99 514	33 346	21 466	821 FURNITURE,CUSHIONS,ETC.	466 136	394 383	252 650
641 PAPER AND PAPERBOARD	5 272 603	1 002 509	645 288	831 TRUNK,SUITCASES,BAG,ETC	10 758	29 643	19 078
642 PAPER,PAPERBOARD,CUT ETC	1 198 762	510 171	326 461	841 MENS,BOYS CLOTHING,X-KNIT	20 700	188 648	121 389
651 TEXTILE YARN	593 374	487 516	312 169	842 WOMEN,GIRL CLOTHING,XKNIT	37 493	560 110	361 726
652 COTTON FABRICS, WOVEN	102 487	183 291	118 046	843 MENS,BOYS CLOTHING,KNIT	4 340	13 043	8 335
653 FABRICS,MAN-MADE FIBRES	161 498	371 089	238 169	844 WOMEN,GIRLS CLOTHING,KNIT	5 331	40 281	26 124
654 OTH.TEXTILE FABRIC,WOVEN	13 789	49 050	31 503	845 OTHR.TEXTILE APPAREL,NES	29 736	187 987	121 873
655 KNIT.CROCHET.FABRIC NES	26 036	75 365	48 204	846 CLOTHING ACCESSRS,FABRIC	9 301	44 293	28 612
656 TULLE,LACE,EMBROIDRY.ETC	4 180	23 901	15 332	848 CLOTHING,NONTEXTL;HEADGEAR	4 125	29 099	18 699
657 SPECIAL YARN,TEXTL.FABRIC	176 206	198 152	127 096	851 FOOTWEAR	27 779	122 034	78 611
658 TEXTILE ARTICLES NES	15 462	34 054	21 869	871 OPTICAL INSTRUMENTS,NES	2 232	50 447	32 322
659 FLOOR COVERINGS, ETC.	45 735	46 390	29 691	872 MEDICAL INSTRUMENTS NES	11 147	148 769	95 484
661 LIME,CEMENT,CONSTR.MATRL	1 821 081	44 861	28 904	873 METERS,COUNTERS,NES	5 421	63 823	41 017
662 CLAY,REFRCT.CONSTR.MATRL	364 138	59 988	38 410	874 MEASURE,CONTROL INSTRMNT	48 220	833 212	535 026
663 MINERAL MANUFACTURES,NES	329 274	178 509	114 609	881 PHOTOGRAPH APPAR.ETC.NES	12 382	144 429	93 098
664 GLASS	862 978	214 154	137 595	882 PHOTO.CINEMATOGRPH.SUPPL	179 684	312 441	201 263
665 GLASSWARE	266 175	87 588	56 269	883 CINE.FILM EXPOSD.DEVELOPD	78	620	402
666 POTTERY	21 161	26 272	16 820	884 OPTICAL GOODS NES	1 330	95 509	61 218
667 PEARLS,PRECIOUS STONES	.	.	.	885 WATCHES AND CLOCKS	10 580	89 850	57 688
671 PIG IRON,SPIEGELISN,ETC	121 773	23 363	14 869	891 ARMS AND AMMUNITION	5 130	13 441	8 656
672 INGOTS ETC.IRON OR STEEL	918 998	64 806	41 656	892 PRINTED MATTER	1 236 669	544 615	350 376
673 FLAT-ROLLED IRON ETC.	4 617 230	354 614	227 878	893 ARTICLES,NES,OF PLASTICS	656 509	682 740	438 871
674 FLAT-ROLLED PLATED IRON	2 280 025	265 702	170 410	894 BABY CARRIAGE,TOYS,GAMES	83 454	148 053	95 055
675 FLAT-ROLLED, ALLOY STEEL	3 456 953	794 926	510 778	895 OFFICE,STATIONERY SUPPLS	29 670	103 688	66 699
676 IRON,STL.BAR,SHAPES ETC.	2 268 146	206 374	132 586	896 WORKS OF ART,ANTIQUE ETC	2 274	180 012	115 689
677 RAILWAY TRACK IRON,STEEL	28 480	2 471	1 607	897 GOLD,SILVERWARE,JEWEL NES	475	74 804	48 050



## 7 IMPORTS AND EXPORTS (SPECIAL TRADE) BY COUNTRIES OF PRODUCTION AND CONSUMPTION AND BY GROUPS OF THE SITC-REV. III 1992

GROUP DESCRIPTION	DT = 100 KG	1 000 DM	1 000 \$	GROUP DESCRIPTION	DT = 100 KG	1 000 DM	1 000 \$
898 MUSICAL INSTRUMENTS, ETC.	154 139	453 030	292 072	654 OTH. TEXTILE FABRIC, WOVEN	1 853	10 121	6 457
899 MISC MANUFACTURED GOODS NES	41 395	120 432	77 437	655 KNIT, CROCHET, FABRIC NES	110	157	100
941 COMPL IND PLANT CHAPT 99	595	1 109	694	656 TULLE, LACE, EMBROIDRY, ETC	571	2 458	1 572
961 COIN NONGOLD NONCURRENT	14	529	347	657 SPECIAL YARN, TXTL. FABRIC	2 604	13 828	8 867
971 GOLD, NONMONTY EXCL ORES	41	9 958	6 387	658 TEXTILE ARTICLES NES	5 198	10 157	6 549
972 MONETARY GOLD, GOLD COINS		52	34	659 FLOOR COVERINGS, ETC.	6 139	6 281	4 020
IRELAND				661 LIME, CEMENT, CONSTR. MATRL	6 287	457	302
IMPORTS	10 483 928	6 159 805	3 948 493	662 CLAY, REFRCT. CONSTR. MATRL	48 415	5 260	3 397
001 LIVE ANIMALS	6 392	6 513	4 195	663 MINERAL MANUFACTURES, NES	2 598	7 236	4 616
011 BOVINE MEAT	236 648	158 046	100 541	664 GLASS	8 827	10 872	6 997
012 OTHER MEAT, MEAT OFFAL	184 864	78 114	50 071	665 GLASSWARE	745	488	314
016 MEAT, ED. OFFL, DRY, SLT, SMK	84	59	40	666 POTTERY	463	562	358
017 MEAT, OFFL, PRPD, PRSVD, NES	12 346	10 887	6 960	667 PEARLS, PRECIOUS STONES			
022 MILK AND CREAM	138 040	47 640	30 666	671 PIG IRON, SPIEGELEISN, ETC	326	148	94
023 BUTTER, OTHER FAT OF MILK	342 530	212 398	137 336	672 INGOTS ETC. IRON OR STEEL	1 142	116	78
024 CHEESE AND CURD	8 219	5 524	3 452	673 FLAT-ROLLED IRON ETC.	2 575	305	201
034 FISH, FRESH, CHILLED, FROZN	225 813	31 208	19 744	674 FLAT-ROLLED PLATED IRON	595	456	297
035 FISH, DRIED, SALTED, SMOKED	18 882	7 886	4 990	675 FLAT-ROLLED, ALLOY STEEL	323	137	86
036 CRUSTACEANS, MOLLUSCS ETC	1 210	984	632	676 IRON, STL, BAR, SHAPES ETC.	525 374	33 021	21 003
037 FISH ETC. PRPD, PRSVD, NES	26 648	5 055	3 202	678 WIRE OF IRON OR STEEL	444	232	148
041 WHEAT, MESLIN, UNMILLED	902	55	37	679 TUBES, PIPES, ETC. IRON, STL	3 934	5 989	3 861
043 BARLEY, UNMILLED	25 341	1 171	723	682 COPPER	924	1 549	994
045 OTHER CEREALS, UNMILLED	205 932	8 248	5 558	683 NICKEL	394	1 395	891
047 OTHER CEREAL MEAL, FLOURS	535	180	115	684 ALUMINIUM	23 863	15 546	9 866
048 CEREAL PREPARATIONS	61 042	4 665	2 932	685 LEAD	905	108	68
054 VEGETABLES	1 593	924	595	689 MISC. NON-FERR. BASE METAL	25	54	34
056 VEGETABLES, PRPD, PRSVD, NES	328	323	207	691 METALLIC STRUCTURES NES	4 663	4 118	2 627
058 FRUIT, PRESERVED, PREPARED	128	79	51	692 CONTAINERS, STORAGE, TRNSP	6 977	6 270	4 171
061 SUGARS, MOLASSES, HONEY	1 088	167	105	693 WIRE PRODUCTS EXCL. ELECT	5 749	4 383	2 825
062 SUGAR CONFECTIONERY	6 937	3 390	2 173	694 NAILS, SCREWS, NUTS, ETC.	11 717	12 217	7 870
073 CHOCOLATE, OTH. COCOA PREP	526	161	106	695 TOOLS	14 891	49 747	31 955
074 TEA AND MATE	22	48	32	696 CUTLERY	125	457	291
081 ANIMAL FEED STUFF	2 552	727	469	697 HOUSEHOLD EQUIPMENT, NES	1 080	776	488
098 EDIBLE PROD. PREPRTNS, NES	152 929	555 313	355 113	699 MANUFACTS. BASE METAL, NES	53 387	57 608	36 867
111 NON-ALCOHOL. BEVERAGE, NES	2 518	53	33	713 INTRNL COMBUS PSTN ENGIN	4 387	6 004	3 881
112 ALCOHOLIC BEVERAGES	183 851	119 160	75 887	714 ENGINES, MOTORS NON-ELECT	14	1 270	865
122 TOBACCO, MANUFACTURED	13 984	33 368	21 449	716 ROTATING ELECTRIC PLANT	16 958	37 334	23 886
211 HIDES, SKINS (EX. FURS), RAW	879	216	135	718 OTH. PWR. GENRTNG. MACHNRY	2 687	5 035	3 251
223 OILSEED (OTH. FIX. VEG. OIL)	12 882	405	255	721 AGRIC. MACHINES, EX. TRACTR	3 268	3 217	2 029
246 WOOD IN CHIPS, PARTICLES	197 618	2 161	1 398	723 CIVIL ENGINEERING EQUIPT	13 029	9 711	6 206
251 PULP AND WASTE PAPER	2 107	162	97	724 TEXTILE, LEATHER MACHINES	1 076	1 340	857
266 SYNTHETIC FIBRES	138 106	37 436	24 096	725 PAPER, PULP MILL MACHINES	698	2 284	1 429
268 WOOL, OTHER ANIMAL HAIR	75	99	64	726 PRINTNG, BOOKBINDNG MACHS	2 188	1 730	1 101
273 STONE, SAND AND GRAVEL	4 035 554	9 942	6 414	727 FOOD-PROCESS. MCH. NON DOM	221	1 233	783
277 NATURAL ABRASIVES, NES	52	73 924	47 063	728 OTH. MACH. PTS, SPCL INDUST	14 988	17 835	11 430
278 OTHER CRUDE MINERALS	217 917	16 216	10 373	731 METAL REMOVAL WORK TOOLS	228	303	191
285 ALUMINIUM ORE, CONCTR. ETC	474 221	16 810	10 664	733 MACH-TOOLS, METAL-WORKING	501	683	439
287 ORE, CONCENTR. BASE METALS	536 398	19 165	12 567	735 PARTS, NES, FOR MACH-TOOLS	2 351	3 923	2 518
288 NON-FERROUS WASTE, SCRAP	15 311	4 566	2 895	737 METALWORKING MACHNRY NES	593	2 005	1 280
289 PREC. METAL ORES, CONCTR	49	547	350	741 HEATING, COOLING EQUIP, PART	17 099	53 127	33 826
291 CRUDE ANIMAL MATERLS, NES	12 086	5 258	3 357	742 PUMPS FOR LIQUIDS, PARTS	22 109	46 703	30 020
292 CRUDE VEG. MATERIALS, NES	4 178	34 023	21 710	743 PUMPS NES, CENTRIFUGS ETC	1 657	10 406	6 726
334 PETROLEUM PRODUCTS	9 022	764	482	744 MECHANICAL HANDLING EQUIP	14 314	13 022	8 261
335 RESIDUAL PETROL. PRODUCTS	507	116	73	745 OTH. NONELEC MCH, TOOL, NES	4 284	6 243	3 979
411 ANIMAL OILS AND FATS	3 309	800	518	746 BALL OR ROLLER BEARINGS	1 343	2 001	1 283
511 HYDROCARBONS, NES, DERIVTS	65	94	61	747 TAPS, COCKS, VALVES, ETC.	411	4 987	3 217
512 ALCOHOL, PHENOL, ETC. DERIV	220	1 195	785	748 TRANSMISSIONS SHAFTS ETC	5 098	12 906	8 303
513 CARBOXYLIC ACIDS, DERIVTS	46 064	84 790	54 102	751 OFFICE MACHINES	243	1 092	734
514 NITROGEN-FUNCT. COMPOUNDS	39 833	36 233	23 165	752 AUTOMATC. DATA PROC. EQUIP	20 922	718 258	460 341
515 ORGANO-INORGANIC COMPNDS	8 866	165 368	106 327	759 PARTS, FOR OFFICE MACHINS	13 101	363 162	231 765
516 OTHER ORGANIC CHEMICALS	802	6 671	4 337	761 TELEVISION RECEIVERS ETC	139	1 149	778
522 INORGANIC CHEM. ELEMENTS	24 965	1 365	868	762 RADIO-BROADCAST RECEIVER	147	1 395	936
523 METAL. SALTS, INORGAN. ACID	6 943	1 562	996	763 SOUND RECORDER, PHONOGRPH	1 455	5 500	3 509
524 OTHER CHEMICAL COMPOUNDS	293	6 433	4 089	764 TELECOMM. EQUIP. PARTS NES	5 628	127 115	81 332
525 RADIO-ACTIVE MATERIALS		77	49	771 ELECT POWER MACHNRY, PARTS	1 506	17 613	11 350
531 SYNTH. COLOURS, LAKES, ETC.	337	225	144	772 ELEC. SWITCH. RELAY. CIRCUIT	15 392	168 710	108 546
533 PIGMENTS, PAINTS, ETC.	16 066	10 140	6 478	773 ELECTR DISTRIB. EQPT NES	37 128	131 406	83 901
541 MEDICINES, ETC. EXC. GRP542	2 465	25 789	16 769	774 ELECTRO-MEDCL. XRAY EQUIP	23	601	387
542 MEDICAMENTS	70 871	157 082	100 774	775 DOM. ELEC. NON-ELEC. EQUIPT	61 857	177 286	113 047
551 ESSNTL. OIL, PERFUME, FLAVR	5 257	37 523	24 037	776 TRANSISTORS, VALVES, ETC.	453	36 616	23 749
553 PERFUMERY, COSMETICS, ETC.	63 677	119 820	76 541	778 ELECTRIC. MACH. APPART. NES	5 222	59 571	38 478
554 SOAP, CLEANERS, POLISH, ETC	9 592	9 469	6 048	781 PASS. MOTOR VEHCLS. EX. BUS	567	960	615
562 FERTILIZER, EXCEPT GRP272	868 699	17 203	10 932	782 GOODS, SPCL TRANSPORT VEH	135	125	79
572 POLYMERS OF STYRENE	1 925	554	353	784 PARTS, TRACTORS, MOTOR VEH	56 042	59 216	37 761
573 POLYMERS, VINYL CHLORIDE	274	231	151	785 CYCLES, MOTORCYCLES ETC.	160	618	388
574 POLYACETAL, POLYCARBONATE	713	2 532	1 612	786 TRAILERS, SEMI-TRAILR, ETC	745	425	274
575 OTH. PLASTIC, PRIMARY FORM	20 755	15 333	9 840	792 AIRCRAFT, ASSOCTD. EQUIPNT	167	9 270	6 390
581 PLASTIC TUBE, PIPE, HOSE	8 194	22 778	14 662	793 SHIP, BOAT, FLOAT. STRUCTRS	3 057	6 530	4 119
582 PLASTIC PLATE, SHEETS, ETC	22 768	38 466	24 937	811 PREFABRICATED BUILDINGS	5 791	2 152	1 387
583 MONOFILAMENT OF PLASTICS	50	93	58	812 PLUMBNG, SANITRY, EQPT. ETC	18 842	6 728	4 304
591 INSECTICIDES, ETC.	1 349	3 581	2 319	813 LIGHTNG. FIXTURES ETC. NES	199	1 873	1 206
592 STARCHES, INULIN, ETC.	23 781	37 348	24 211	821 FURNITURE, CUSHIONS, ETC.	4 886	9 461	6 010
597 PREPRED ADDITIVES, LIQUIDS	753	824	530	831 TRUNK, SUITCASES, BAG, ETC	935	3 492	2 187
598 MISC. CHEMICAL PRODS. NES	30 530	40 418	25 893	841 MENS, BOYS CLOTHING, X-KNIT	523	2 886	1 830
611 LEATHER	12	71	46	842 WOMEN, GIRL CLOTHING, X-KNIT	2 115	7 639	4 907
612 MANUFACT. LEATHER ETC. NES	375	2 101	1 353	843 MENS, BOYS CLOTHING, KNIT	6 057	28 229	18 103
621 MATERIALS OF RUBBER	27 134	26 375	16 973	844 WOMEN, GIRLS CLOTHING, KNIT	2 568	15 482	9 943
625 RUBBER TYRES, TUBES, ETC.	113 530	99 247	63 913	845 OTHR. TEXTILE APPAREL, NES	18 321	50 168	32 244
629 ARTICLES OF RUBBER, NES	44 171	79 735	51 118	846 CLOTHING ACCESSRS, FABRIC	1 020	7 019	4 474
634 VENEERS, PLYWOOD, ETC.	9 026	726	457	848 CLOTHING, NONXTL; HEADGEAR	397	2 721	1 755
635 WOOD MANUFACTURES, NES	3 226	1 519	961	851 FOOTWEAR	223	744	487
641 PAPER AND PAPERBOARD	13 771	3 097	1 975	871 OPTICAL INSTRUMENTS, NES	47	451	285
642 PAPER, PAPERBOARD, CUT ETC	4 103	3 462	2 230	872 MEDICAL INSTRUMENTS NES	15 373	79 862	51 370
651 TEXTILE YARN	25 041	26 534	17 027	873 METERS, COUNTERS, NES	5	62	39
652 COTTON FABRICS, WOVEN	2 466	2 818	1 808	874 MEASURE, CONTROL INSTRMNT	3 729	65 876	42 039
653 FABRICS, MAN-MADE FIBRES	1 038	1 375	884	881 PHOTOGRAPH APPAR. ETC. NES	202	1 576	994
				882 PHOTO. CINEMATOGRPH. SUPPL	17 594	14 217	9 146
				884 OPTICAL GOODS NES	2 221	45 685	29 319



## 7 IMPORTS AND EXPORTS (SPECIAL TRADE) BY COUNTRIES OF PRODUCTION AND CONSUMPTION AND BY GROUPS OF THE SITC-REV. III 1992

GROUP DESCRIPTION	DT = 100 KG	1 000 DM	1 000 \$	GROUP DESCRIPTION	DT = 100 KG	1 000 DM	1 000 \$
885 WATCHES AND CLOCKS	3	50	33	597 PREPRO ADDITIVES, LIQUIDS	4 357	1 762	1 128
892 PRINTED MATTER	5 459	11 764	7 522	598 MISC. CHEMICAL PRODS. NES	34 742	18 519	11 909
893 ARTICLES, NES, OF PLASTICS	99 147	112 761	72 392	600 CPL IND PLANT CHAP 69-76	132	587	359
894 BABY CARRIAGE, TOYS, GAMES	34 081	43 664	27 918	611 LEATHER	398	1 027	656
895 OFFICE, STATIONERY SUPPLS	1 604	10 924	6 982	612 MANUFACT. LEATHER ETC. NES	115	400	256
896 WORKS OF ART, ANTIQUE ETC	44	1 417	905	621 MATERIALS OF RUBBER	62 987	29 293	18 825
897 GOLD, SILVERWARE, JEWEL NES	545	16 530	10 629	625 RUBBER TYRES, TUBES, ETC.	7 576	2 922	1 877
898 MUSICAL INSTRUMENTS, ETC.	81 064	564 546	363 015	629 ARTICLES OF RUBBER, NES	3 703	7 290	4 680
899 MISC MANUFACTURED GOODS NES	6 819	29 004	18 572	633 CORK MANUFACTURES	67	106	67
EXPORTS	7 234 574	2 943 804	1 889 120	634 VENEERS, PLYWOOD, ETC.	32 431	7 377	4 777
001 LIVE ANIMALS	734	911	592	635 WOOD MANUFACTURES, NES	7 246	4 492	2 903
011 BOVINE MEAT	3 699	2 002	1 264	641 PAPER AND PAPERBOARD	238 034	40 325	26 063
012 OTHER MEAT, MEAT OFFAL	2 356	987	634	642 PAPER, PAPERBOARD, CUT ETC	108 652	48 321	31 103
017 MEAT, OFFL, PRPD, PRSVD, NES	1 006	1 414	925	651 TEXTILE YARN	46 894	43 463	27 869
022 MILK AND CREAM	2 267	799	525	652 COTTON FABRICS, WOVEN	2 813	5 592	3 597
023 BUTTER, OTHER FAT OF MILK	2 431	1 562	925	653 FABRICS, MAN-MADE FIBRES	3 068	13 784	8 823
024 CHEESE AND CURD	5 671	3 935	2 507	654 OTH. TEXTILE FABRIC, WOVEN	3 395	6 151	3 969
025 EGGS, BIRDS, YOLKS, ALBUMIN	368	53	36	655 KNIT, CROCHET, FABRIC NES	5 878	21 376	13 787
034 FISH, FRESH, CHILLED, FROZEN	610	102	69	656 TULLE, LACE, EMBROIDRY, ETC	2 432	2 848	1 832
037 FISH ETC. PRPD, PRSVD, NES	257	81	55	657 SPECIAL YARN, TEXT. FABRIC	1 430	6 679	4 268
042 RICE	682	126	81	658 TEXTILE ARTICLES NES	2 248	2 448	1 461
044 MAIZE UNMILLED	236	105	64	659 FLOOR COVERINGS, ETC.	2 182	1 615	1 030
048 CEREAL PREPARATIONS	9 240	4 464	2 871	661 LIME, CEMENT, CONSTR. MATRL	21 890	1 524	978
054 VEGETABLES	33 574	3 874	2 445	662 CLAY, REFRCT. CONSTR. MATRL	22 542	4 284	2 802
056 VEGETABLES, PRPD, PRSVD, NES	6 640	1 878	1 206	663 MINERAL MANUFACTURES, NES	16 293	12 333	7 879
057 FRUIT, NUTS EXCL. OIL NUTS	2 614	359	2 405	664 GLASS	36 835	12 051	7 739
058 FRUIT, PRESERVED, PREPARED	1 462	604	380	665 GLASSWARE	16 529	6 313	4 093
059 FRUIT, VEGETABLE JUICES	8 228	2 337	1 509	666 POTTERY	605	1 005	633
061 SUGARS, MOLASSES, HONEY	3 690	705	459	667 PEARLS, PRECIOUS STONES	469	122	79
062 SUGAR CONFECTIONERY	820	407	505	671 PIG IRON, SPIEGELEISN, ETC	940	90	57
071 COFFEE, COFFEE SUBSTITUTE	2 296	4 175	2 667	672 INGOTS ETC. IRON OR STEEL	55 828	5 781	3 720
073 CHOCOLATE, OTH. COCOA PREP	1 064	745	478	673 FLAT-ROLLED IRON ETC.	21 626	4 350	2 814
075 SPICES	1 550	2 499	1 639	674 FLAT-ROLLED PLATED IRON	6 134	1 486	960
081 ANIMAL FEED STUFF	164 659	8 562	5 483	675 FLAT-ROLLED, ALLOY STEEL	44 748	9 008	5 738
091 MARGARINE AND SHORTENING	2 074	331	2 211	676 IRON, STL. BAR, SHAPES ETC.	2 860	1 371	904
098 EDIBLE PROD. PREPRTNS, NES	24 865	8 813	5 688	677 RAILWAY TRACK IRON, STEEL	8 075	3 277	2 119
111 NON-ALCOHOL. BEVERAGE, NES	4 963	827	5 222	678 WIRE OF IRON OR STEEL	46 040	11 283	7 236
112 ALCOHOLIC BEVERAGES	45 783	10 450	6 759	679 TUBES, PIPES, ETC. IRON, STL	6	2 966	1 861
121 TOBACCO, UNMANUFACTURED	797	1 216	756	681 SILVER, PLATINUM, ETC.	28 389	18 814	12 129
122 TOBACCO, MANUFACTURED	942	1 688	796	682 COPPER	1 538	3 214	2 054
222 OILSEED (SFT. FIX VEG. OIL)	801	181	1 091	683 NICKEL	73 046	40 486	25 949
232 SYNTHETIC RUBBER, ETC.	2 151	700	1 23	684 ALUMINIUM	10 260	2 564	1 617
246 WOOD IN CHIPS, PARTICLES	6 151	107	448	685 LEAD	48	63	41
248 WOOD, SIMPLY WORKED	22 627	1 838	68	687 TIN	28	178	120
251 PULP AND WASTE PAPER	10 770	209	1 68	689 MISC. NON-FERR. BASE METAL	8 091	6 825	4 402
263 COTTON	1 016	259	130	691 METALLIC STRUCTURES NES	12 998	12 238	7 936
266 SYNTHETIC FIBRES	55 813	18 334	179	692 CONTAINERS, STORAGE, TRNSP	7 898	3 904	2 492
267 OTHER MAN-MADE FIBRES	67 438	5 467	3 470	693 WIRE PRODUCTS EXCL. ELECT	19 974	23 518	15 196
268 WOOL, OTHER ANIMAL HAIR	5 672	5 898	3 768	694 NAILS, SCREWS, NUTS, ETC.	10 444	22 170	14 232
269 WORN CLOTHING, TEXT. ARTL	412	58	3	695 TOOLS	300	1 491	946
273 STONE, SAND AND GRAVEL	10 580	199	128	696 CUTLERY	4 419	3 958	2 524
274 SULPHUR, UNRSTD. IRON PYRS	2 056	141	90	697 HOUSEHOLD EQUIPMENT, NES	38 354	28 761	18 431
277 NATURAL ABRASIVES, NES	148	2 181	1 409	699 MANUFACT. BASE METAL, NES	808	3 227	1 999
278 OTHER CRUDE MINERALS	307 699	3 747	2 401	700 CPL IND PLANT (84/85/87)	2 198	4 345	2 855
282 FERROUS WASTE AND SCRAP	495 393	7 004	4 501	711 STEAM GENER. BOILERS, ETC.	84	729	482
288 NON-FERROUS WASTE, SCRAP	4 128	599	393	712 STEAM TURBINES	1 329	4 294	2 749
291 CRUDE ANIMAL MATERIALS, NES	1 490	376	593	713 INTRNL COMBUS PSTN ENGIN	150	20 322	13 121
292 CRUDE VEG. MATERIALS, NES	5 298	6 267	256	714 ENGINES, MOTORS NON-ELECT	7 849	13 776	8 861
321 COAL, NOT AGGLOMERATED	13 500	531	4 017	716 ROTATING ELECTRIC PLANT	312	2 449	1 552
322 BRIQUETTES, LIGNITE, PEAT	346 686	6 223	3 967	718 OTH. POWR. GENRTNG. MACHNRY	14 648	15 487	9 772
334 PETROLEUM PRODUCTS	3 548	744	4 393	721 AGRIC. MACHINES, EX. TRACTR	2 298	3 096	2 034
335 RESIDUAL PETROL. PRODUCTS	9 563	1 306	477	722 TRACTORS	8 739	8 770	5 588
411 ANIMAL OILS AND FATS	3 404	384	836	723 CIVIL ENGINEERING EQUIPT	6 069	21 727	14 153
421 FIXED VEG. FAT, OILS, SOFT	43 570	3 106	241	724 TEXTILE, LEATHER MACHINES	411	1 785	1 172
422 FIXED VEG. FAT, OILS, OTHER	4 031	571	1 969	725 PAPER, PULP MILL MACHINES	4 249	15 973	10 424
431 ANIMAL, VEG. FATS, OILS, NES	3 476	636	364	726 PRINTNG. BOOKBINDNG MACHS	1 417	7 861	5 023
511 HYDROCARBONS, NES, DERIVTS	13 414	2 243	400	727 FOOD-PROCESS. MCH. NON DOM	14 853	68 526	44 067
512 ALCOHOL, PHENOL, ETC. DERIV	108 263	12 348	1 439	728 OTH. MACH. PTS, SPCL INDST	1 585	6 163	4 010
513 CARBOXYLIC ACIDS, DERIVTS	70 065	16 226	7 506	731 METAL REMOVAL WORK TOOLS	1 500	5 161	3 288
514 NITROGEN-FUNCT. COMPOUNDS	17 549	13 290	10 358	733 MACH-TOOLS, METAL-WORKING	464	3 387	2 181
515 ORGANO-INORGANIC COMPNDS	17 206	27 962	8 505	735 PARTS, NES, FOR MACH-TOOLS	1 536	5 205	3 331
516 OTHER ORGANIC CHEMICALS	16 483	15 139	18 016	737 METALWORKING MACHNRY NES	9 169	28 046	18 147
522 INORGANIC CHEM. ELEMENTS	468 935	16 712	10 587	741 HEATING, COOLNG EQUIP, PART	4 363	11 221	7 169
523 METAL. SALTS, INORGAN. ACID	53 474	8 853	5 655	742 PUMPS FOR LIQUIDS, PARTS	8 085	27 298	17 567
524 OTHER CHEMICAL COMPOUNDS	4 775	5 768	3 713	743 PUMPS NES, CENTRIFUGS ETC	9 110	16 096	10 298
525 RADIO-ACTIVE MATERIALS	62	62	3	744 MECHANICAL HANDLING EQUIP	6 993	39 090	25 209
531 SYNTH. COLOURS, LAKES, ETC.	11 155	12 527	8 054	745 OTH. NONELEC MCH, TOOL, NES	526	1 704	1 083
532 DYEING, TANNING MATERIALS	1 675	416	39	746 BALL OR ROLLER BEARINGS	1 971	12 630	8 113
533 PIGMENTS, PAINTS, ETC.	29 357	15 867	267	747 TAPS, COCKS, VALVES, ETC.	3 975	8 432	5 430
541 MEDICINES, ETC. EXC. GRP542	9 668	41 360	10 207	748 TRANSMISSIONS SHAFTS ETC	11 428	25 854	16 617
542 MEDICAMENTS	11 224	25 518	26 515	749 NON-ELECT MACH. PARTS, ETC	1 014	6 950	4 462
551 ESSNTL. OIL, PERFUME, FLAVR	735	1 628	16 333	751 OFFICE MACHINES	3 588	101 748	64 649
553 PERFUMERY, COSMETICS, ETC.	3 321	4 780	1 082	752 AUTOMATC. DATA PROC. EQUIP	1 976	73 773	46 913
554 SOAP, CLEANERS, POLISH, ETC	21 807	6 162	3 054	759 PARTS, FOR OFFICE MACHINS	2 496	6 257	4 101
562 FERTILIZER, EXCEPT GRP272	2 452 426	48 966	3 969	761 TELEVISION RECEIVERS ETC	638	4 618	2 959
571 POLYMERS OF ETHYLENE	93 429	13 131	30 788	762 RADIO-BROADCAST RECEIVER	1 687	12 312	7 995
572 POLYMERS OF STYRENE	39 650	11 943	8 395	763 SOUND RECORDER, PHONOGRPH	2 664	30 584	19 775
573 POLYMERS, VINYL CHLORIDE	89 334	18 140	7 671	764 TELECOMM. EQUIP. PARTS NES	3 789	32 180	20 867
574 POLYACETAL, POLYCARBONATE	42 287	19 798	11 677	771 ELECT POWER MACHNRY, PARTS	24 343	175 707	112 916
575 OTH. PLASTIC, PRIMARY FORM	94 806	36 624	12 643	772 ELECT. SWITCH, RELAY, CIRCUIT	31 991	36 551	23 455
579 PLASTIC WASTE, SCRAP ETC	16 409	1 209	23 510	773 ELECTR. DISTRIB. EQPT NES	313	6 968	4 437
581 PLASTIC TUBE, PIPE, HOSE	8 725	8 774	780	774 ELECTRO-MEDCL. XRAY EQUIP	15 990	36 266	23 297
582 PLASTIC PLATE, SHEETS, ETC	68 555	52 621	5 615	775 DOM. ELEC. NON-ELEC. EQUIPT	2 788	107 525	69 164
583 MONOFILAMENT OF PLASTICS	11 953	6 712	4 308	776 TRANSISTORS, VALVES, ETC.	7 739	75 700	48 536
591 INSECTICIDES, ETC.	6 689	13 737	8 468	777 ELECTRIC MACH. APPART. NES	100 522	187 619	118 806
592 STARCHES, INULIN, ETC.	36 044	6 296	4 035	781 PASS. MOTOR VEHCL. EX. BUS	21 002	29 755	19 085
593 EXPLOSIVES, PYROTECHNICS	66	290	189	782 GOODS, SPCL TRANSPORT VEH	9 008	15 076	9 951
				783 ROAD MOTOR VEHICLES NES	43 689	41 671	26 707
				784 PARTS, TRACTORS, MOTOR VEH			



## 7 IMPORTS AND EXPORTS (SPECIAL TRADE) BY COUNTRIES OF PRODUCTION AND CONSUMPTION AND BY GROUPS OF THE SITC-REV. III 1992

GROUP DESCRIPTION	DT = 100 KG	1 000 DM	1 000 \$	GROUP DESCRIPTION	DT = 100 KG	1 000 DM	1 000 \$
785 CYCLES,MOTORCYCLES ETC.	1 426	2 016	1 314	278 OTHER CRUDE MINERALS	1 278 694	12 285	7 962
786 TRAILERS, SEMI-TRAILER, ETC	1 349	1 047	672	281 IRON ORE, CONCENTRATES	14 440	110	74
791 RAILWAY VEHICLES, EQUIPNT	74	81	53	282 FERROUS WASTE AND SCRAP	897 003	15 316	9 787
792 AIRCRAFT, ASSOCTD. EQUIPNT	81	1 897	1 254	288 NON-FERROUS WASTE, SCRAP	341 921	63 141	40 316
793 SHIP, BOAT, FLOAT, STRUCTRS	13 870	6 931	4 665	289 PREC. METAL ORES, CONCTRTS	228	7 495	4 778
811 PREFABRICATED BUILDINGS	342	47	30	291 CRUDE ANIMAL MATERIALS, NES	191 546	34 493	22 085
812 PLUMBING, SANITRY, EQPT, ETC	3 928	1 762	1 119	292 CRUDE VEG. MATERIALS, NES	952 231	385 160	245 647
813 LIGHTING FIXTURES ETC. NES	2 174	5 820	3 716	322 BRIQUETTES, LIGNITE, PEAT	2 440	71	46
821 FURNITURE, CUSHIONS, ETC.	21 644	14 135	9 054	333 PETROLEUM OILS, CRUDE	3 376 929	77 487	49 219
831 TRUNK, SUITCASES, BAG, ETC	437	1 283	805	334 PETROLEUM PRODUCTS	5 649 338	153 846	99 411
841 MENS, BOYS CLOTHING, X-KNIT	2 339	27 438	17 758	335 RESIDUAL PETROL. PRODUCTS	229 075	7 864	5 022
842 WOMEN, GIRL CLOTHING, XKNIT	6 262	83 676	53 964	342 LIQUEFIED PROPANE, BUTANE	22 715	917	607
843 MENS, BOYS CLOTHING, KNIT	150	667	417	351 ELECTRIC CURRENT	.	.	.
844 WOMEN, GIRLS CLOTHING, KNIT	333	4 352	2 819	411 ANIMAL OILS AND FATS	424 116	29 339	18 974
845 OTHR. TEXTILE APPAREL, NES	1 593	18 965	12 377	421 FIXED VEG. FAT, OILS, SOFT	240 793	16 551	10 625
846 CLOTHING ACCESSRS, FABRIC	816	5 828	3 739	422 FIXED VEG. FAT, OILS, OTHER	22 731	3 551	2 273
848 CLOTHING, NONXTXL; HEADGEAR	567	3 797	2 475	431 ANIMAL, VEG. FATS, OILS, NES	114 016	20 586	13 152
851 FOOTWEAR	3 445	14 450	9 301	511 HYDROCARBONS, NES, DERIVTS	2 669	708	454
871 OPTICAL INSTRUMENTS, NES	27	1 058	680	512 ALCOHOL, PHENOL, ETC. DERIV	6 150	1 005	642
872 MEDICAL INSTRUMENTS NES	1 925	23 998	15 592	513 CARBOXYLIC ACIDS, DERIVTS	10 684	6 535	4 212
873 METERS, COUNTERS, NES	756	4 394	2 820	514 NITROGEN-FUNCT. COMPOUNDS	13 568	8 349	5 361
874 MEASURE, CONTROL INSTRMNT	1 977	40 583	26 006	515 ORGANO-INORGANIC COMPNDS	17 223	14 062	8 906
881 PHOTOGRAPH APPAR. ETC. NES	352	4 038	2 583	516 OTHER ORGANIC CHEMICALS	82 259	91 649	58 998
882 PHOTO. CINEMATOGRPH. SUPPL	18 217	18 443	11 892	522 INORGANIC CHEM. ELEMENTS	63 886	4 019	2 593
884 OPTICAL GOODS NES	394	20 277	13 005	523 METAL. SALTS, INORGAN. ACID	135 586	3 916	2 493
885 WATCHES AND CLOCKS	187	2 660	1 709	524 OTHER CHEMICAL COMPOUNDS	479	192	124
891 ARMS AND AMMUNITION	133	674	431	531 SYNTH. COLOURS, LAKES, ETC.	14 796	17 365	11 174
892 PRINTED MATTER	7 994	8 725	5 694	532 DYEING, TANNING MATERIALS	226	185	120
893 ARTICLES, NES, OF PLASTICS	51 120	56 275	36 115	533 PIGMENTS, PAINTS, ETC.	261 865	71 870	46 225
894 BABY CARRIAGE, TOYS, GAMES	5 051	5 765	3 759	541 MEDICINES, ETC. EXC. GRP542	11 582	55 233	35 519
895 OFFICE, STATIONERY SUPPLS	1 009	2 900	1 828	542 MEDICAMENTS	7 367	165 738	106 295
896 WORKS OF ART, ANTIQUE ETC	1	451	290	551 ESSNTL. OIL, PERFUME, FLAVR	926	2 233	1 440
897 GOLD, SILVERWARE, JEWEL NES	39	1 828	1 181	553 PERFUMERY, COSMETICS, ETC.	12 415	15 344	9 817
898 MUSICAL INSTRUMENTS, ETC.	3 895	19 938	12 856	554 SOAP, CLEANERS, POLISH, ETC	169 927	26 299	16 848
899 MISC MANUFACTRD GOODS NES	3 621	24 351	15 651	562 FERTILIZER, EXCEPT GRP272	990 127	17 533	11 318
971 GOLD, NONMONTY EXCL ORES	3	226	144	571 POLYMERS OF ETHYLENE	21 174	1 940	1 239
DENMARK				572 POLYMERS OF STYRENE	3 631	1 525	968
IMPORTS	81 425 196	14 364 238	9 213 878	573 POLYMERS, VINYL CHLORIDE	1 492	653	423
001 LIVE ANIMALS	264 317	74 559	48 400	574 POLYACETAL, POLYCARBONATE	3 655	1 489	952
011 BOVINE MEAT	304 077	164 381	105 510	575 OTH. PLASTIC, PRIMARY FORM	47 350	27 292	17 434
012 OTHER MEAT, MEAT OFFAL	1 845 399	824 311	532 450	579 PLASTIC WASTE, SCRAP ETC	18 210	1 479	944
016 MEAT, ED. OFFL, DRY, SLT, SMK	12 404	10 582	6 858	581 PLASTIC TUBE, PIPE, HOSE	48 005	30 097	19 452
017 MEAT, OFFL, PRPD, PRSVD, NES	295 326	188 025	120 873	582 PLASTIC PLATE, SHEETS, ETC	151 366	72 322	46 470
022 MILK AND CREAM	210 124	71 343	45 520	583 MONOFILAMENT OF PLASTICS	1 945	1 600	1 018
023 BUTTER, OTHER FAT OF MILK	70 286	48 135	30 758	591 INSECTICIDES, ETC.	4 908	2 806	1 847
024 CHEESE AND CURD	513 934	429 771	275 719	592 STARCHES, INULIN, ETC.	130 826	26 070	16 708
025 EGGS, BIRDS, YOLKS, ALBUMIN	38 410	10 155	6 530	593 EXPLOSIVES, PYROTECHNICS	87	143	91
034 FISH, FRESH, CHILLED, FROZN	1 160 726	433 327	278 399	597 PREPRD ADDITIVES, LIQUIDS	83 726	23 156	14 905
035 FISH, DRIED, SALTED, SMOKED	109 883	137 725	87 782	598 MISC. CHEMICAL PRODS. NES	184 491	57 601	36 856
036 CRUSTACEANS, MOLLUSCS ETC	199 863	13 224	8 501	611 LEATHER	2 028	11 729	7 529
037 FISH ETC. PRPD, PRSVD, NES	307 544	194 249	124 357	612 MANUFACT. LEATHER ETC. NES	466	1 373	872
041 WHEAT, MESLIN, UNMILLED	351 167	13 070	8 305	613 FURSKINS, TANNED, DRESSED	176	3 115	2 005
042 RICE	798	141	87	621 MATERIALS OF RUBBER	15 113	10 517	6 793
043 BARLEY, UNMILLED	3 415 639	149 983	93 710	625 RUBBER TYRES, TUBES, ETC.	37 208	12 107	7 813
045 OTHER CEREALS, UNMILLED	40 951	1 855	1 166	629 ARTICLES OF RUBBER, NES	6 659	12 418	7 996
046 MEAL, FLOUR OF WHEAT, MSLN	793	77	50	633 CORK MANUFACTURES	1 507	743	464
047 OTHER CEREAL MEAL, FLOURS	1 671	110	72	634 VENEERS, PLYWOOD, ETC.	89 749	25 397	16 358
048 CEREAL PREPARATIONS	758 093	158 655	101 918	635 WOOD MANUFACTURES, NES	650 619	249 274	159 915
054 VEGETABLES	1 397 714	101 110	64 086	641 PAPER AND PAPERBOARD	679 700	71 907	46 041
056 VEGETABLES, PRPD, PRSVD, NES	49 195	16 680	10 648	642 PAPER, PAPERBOARD, CUT ETC	423 987	121 392	77 904
057 FRUIT, NUTS EXCL OIL NUTS	24 472	3 249	2 038	651 TEXTILE YARN	57 575	64 801	41 555
058 FRUIT, PRESERVED, PREPARED	65 671	16 452	10 503	652 COTTON FABRICS, WOVEN	7 196	16 354	10 452
059 FRUIT, VEGETABLE JUICES	61 987	16 800	10 724	653 FABRICS, MAN-MADE FIBRES	2 276	9 082	5 749
061 SUGARS, MOLASSES, HONEY	49 712	4 531	2 912	654 OTH. TEXTILE FABRIC WOVEN	2 111	10 901	6 993
062 SUGAR CONFECTIONERY	25 346	14 950	9 532	655 KNIT, CROCHET, FABRIC NES	1 757	7 411	4 740
071 COFFEE, COFFEE SUBSTITUTE	2 078	852	548	656 TULLE, LACE, EMBROIDRY, ETC	138	946	598
073 CHOCOLATE, OTH. COCOA PREP	34 965	21 436	13 677	657 SPECIAL YARN, TXTL. FABRIC	42 512	35 111	22 503
074 TEA AND MATE	375	278	174	658 TEXTILE ARTICLES NES	14 028	35 918	23 002
075 SPICES	952	1 948	1 238	659 FLOOR COVERINGS, ETC.	110 208	71 784	46 036
081 ANIMAL FEED STUFF	1 531 398	84 781	54 399	681 LIME, CEMENT, CONSTR. MATRL	3 109 564	46 019	29 690
091 MARGARINE AND SHORTENING	13 001	2 337	1 503	682 CLAY, REFRCT. CONSTR. MATRL	1 946 089	44 490	28 654
098 EDIBLE PROD. PREPRTNS, NES	307 880	131 461	84 393	683 MINERAL MANUFACTURES, NES	5 140 050	174 677	112 492
111 NON-ALCOHOL. BEVERAGE, NES	14 501	1 667	1 079	684 GLASS	270 130	62 976	40 355
112 ALCOHOLIC BEVERAGES	1 480 635	173 724	112 034	685 GLASSWARE	171 305	21 824	13 957
121 TOBACCO, UNMANUFACTURED	102	60	38	666 POTTERY	4 018	15 651	10 108
122 TOBACCO, MANUFACTURED	24 410	87 198	55 981	667 PEARLS, PRECIOUS STONES	2 870	296	193
111 HIDES, SKINS (EX. FURS), RAW	10 461	3 000	1 935	671 PIG IRON, SPIEGELEISN, ETC	107 576	6 077	3 878
212 FURSKINS, RAW	2 003	50 388	32 020	672 INGOTS ETC. IRON OR STEEL	1 098 791	78 975	50 454
222 OILSEED (SFT. FIX VEG. OIL)	244 817	20 874	12 836	673 FLAT-ROLLED PLATED IRON	12 647	2 455	1 571
223 OILSEED (OTH. FIX. VEG. OIL)	1 764	179	116	675 FLAT-ROLLED, ALLOY STEEL	6 487	1 709	1 089
231 NATURAL RUBBER, ETC.	279	137	84	676 IRON, STL. BAR, SHAPES ETC.	742 856	50 267	32 063
232 SYNTHETIC RUBBER, ETC.	3 791	419	267	677 RAILWAY TRACK IRON, STEEL	2 809	500	321
244 CORK, NATURAL, RAW; WASTE	196	81	52	678 WIRE OF IRON OR STEEL	13 941	2 272	1 452
246 WOOD IN CHIPS, PARTICLES	71 436	567	365	679 TUBES, PIPES, ETC. IRON, STL	360 716	94 613	61 529
247 WOOD ROUGH, ROUGH SQUARED	191 799	5 713	3 629	681 SILVER, PLATINUM, ETC.	20	370	242
248 WOOD, SIMPLY WORKED	410 522	38 584	24 665	682 COPPER	41 814	17 142	10 971
251 PULP AND WASTE PAPER	729 650	26 241	16 765	683 NICKEL	101	84	54
263 COTTON	3 868	568	364	684 ALUMINIUM	227 684	111 930	71 612
266 SYNTHETIC FIBRES	125 897	31 805	20 437	685 LEAD	2 926	728	453
267 OTHER MAN-MADE FIBRES	2 435	118	75	686 ZINC	302	159	101
268 WOOL, OTHER ANIMAL HAIR	510	326	210	689 MISC. NON-FERR. BASE METAL	1 214	415	271
269 WORN CLOTHING, TEXTL. ARTL	7 332	747	481	691 METALLIC STRUCTURES NES	631 864	304 821	196 486
272 FERTILIZERS, CRUDE	17 466	376	238	692 CONTAINERS, STORAGE, TRNSP	52 160	48 381	31 176
273 STONE, SAND AND GRAVEL	20 884 788	38 950	25 208	693 WIRE PRODUCTS EXCL. ELECT	5 012	2 569	1 659
274 SULPHUR, UNRSTD. IRON PYRS	58 007	294	186	694 NAILS, SCREWS, NUTS, ETC.	90 929	34 831	22 452
277 NATURAL ABRASIVES, NES	836	263	169	695 TOOLS	12 863	35 673	22 962
				696 CUTLERY	1 060	3 183	2 096
				697 HOUSEHOLD EQUIPMENT, NES	45 376	49 192	31 667



7 IMPORTS AND EXPORTS (SPECIAL TRADE) BY COUNTRIES OF PRODUCTION AND CONSUMPTION AND BY GROUPS OF THE SITC-REV. III 1992

GROUP DESCRIPTION	DT = 100 KG	1 000 DM	1 000 \$	GROUP DESCRIPTION	DT = 100 KG	1 000 DM	1 000 \$
699 MANUFACTS.BASE METAL,NES	256 970	144 691	92 886	036 CRUSTACEANS,MOLLUSCS ETC	3 438	4 512	2 932
711 STEAM GENER. BOILERS, ETC.	13 024	10 651	6 828	037 FISH ETC. PREPD, PRSVD, NES	16 409	10 663	6 853
712 STEAM TURBINES	2 683	17 892	11 371	041 WHEAT, MESLIN, UNMILLED	609 459	23 865	15 295
713 INTRNL COMBUS PSTN ENGIN	52 544	95 812	61 971	042 RICE	137 299	23 996	15 445
714 ENGINES, MOTORS NON-ELECT	2 491	5 560	3 550	043 BARLEY, UNMILLED	1 429 672	43 120	28 894
716 ROTATING ELECTRIC PLANT	84 454	125 254	80 349	044 MAIZE UNMILLED	532 471	33 001	21 251
718 OTH. POWR. GENRTNG. MACHNRY	10 755	33 241	21 330	045 OTHER CEREALS, UNMILLED	83 508	4 983	3 281
721 AGRIC. MACHINES, EX. TRACTR	121 711	164 035	105 004	046 MEAL, FLOUR OF WHEAT, MSLN	301 138	17 153	11 058
722 TRACTORS	3 067	3 511	2 196	047 OTHER CEREAL MEAL, FLOURS	265 150	14 658	9 345
723 CIVIL ENGINEERING EQUIPT	31 670	31 732	20 327	048 CEREAL PREPARATIONS	352 029	81 442	52 470
724 TEXTILE, LEATHER MACHINES	7 329	21 086	13 472	054 VEGETABLES	276 953	26 213	16 790
725 PAPER, PULP MILL MACHINES	8 948	16 862	10 771	056 VEGETABLES, PRPD, PRSVD, NES	116 632	25 021	16 097
726 PRINTNG, BOOKBINDNG MACHS	9 502	45 564	29 191	057 FRUIT, NUTS EXCL. OIL NUTS	275 037	45 469	29 189
727 FOOD-PROCESS. MCH. NON DOM	51 066	88 260	56 614	058 FRUIT, PRESERVED, PREPARED	50 824	18 586	11 963
728 OTH. MACH. PTS, SPL. INDUST	100 972	185 607	118 747	059 FRUIT, VEGETABLE JUICES	90 068	24 700	15 809
731 METAL REMOVAL WORK TOOLS	5 035	12 011	7 652	061 SUGARS, MOLASSES, HONEY	753 886	37 732	24 345
733 MACH-TOOLS, METAL-WORKING	13 109	18 044	11 575	062 SUGAR CONFECTIONERY	24 781	13 028	8 365
735 PARTS, NES, FOR MACH-TOOLS	5 811	17 122	10 915	071 COFFEE, COFFEE SUBSTITUTE	42 509	21 026	13 458
737 METALWORKING MACHNRY NES	7 688	19 925	12 756	072 COCOA	25 897	6 760	4 324
741 HEATING, COOLING EQUIP, PART	82 291	189 064	121 030	073 CHOCOLATE, OTH. COCOA PREP	74 800	48 816	31 498
742 PUMPS FOR LIQUIDS, PARTS	243 224	212 410	135 947	074 TEA AND MATE	2 865	2 729	1 746
743 PUMPS NES, CENTRIFUGS ETC	94 327	133 218	85 427	075 SPICES	10 248	8 659	5 596
744 MECHANICAL HANDLING EQUIP	111 489	174 532	112 090	081 ANIMAL FEED STUFF	5 583 002	225 517	144 588
745 OTH. NONELEC MCH, TOOL, NES	41 822	109 381	69 702	081 MARGARINE AND SHORTENING	99 722	11 274	7 256
746 BALL OR ROLLER BEARINGS	2 141	1 478	939	098 EDIBLE PROD. PREPRTNS, NES	154 915	55 986	35 916
747 TAPS, COCKS, VALVES, ETC.	79 893	249 316	159 432	111 NON-ALCOHOL. BEVERAGE, NES	14 752	2 855	1 831
748 TRANSMISSIONS SHAFTS ETC	18 995	26 959	17 279	112 ALCOHOLIC BEVERAGES	163 404	38 981	25 095
749 NON-ELECT MACH. PARTS, ETC	14 091	32 947	21 134	122 TOBACCO, MANUFACTURED	2 659	7 315	4 742
751 OFFICE MACHINES	1 099	5 673	3 631	211 HIDES, SKINS (EX. FURS), RAW	14 138	3 293	2 144
752 AUTOMATC. DATA PROC. EQUIP	3 025	53 130	34 144	212 FURS, SKINS, RAW	117	1 516	953
753 PARTS, FOR OFFICE MACHINS	3 177	57 957	37 109	222 OILSEED (SFT. FIX VEG. OIL)	668 057	30 166	19 963
761 TELEVISION RECEIVERS ETC	4 244	24 616	15 745	223 OILSEED (OTH. FIX. VEG. OIL)	1 871	325	206
762 RADIO-BROADCAST RECEIVER	1 551	17 881	11 424	231 NATURAL RUBBER, ETC.	3 737	791	509
763 SOUND RECORDER, PHONOGRPH	805	10 098	6 476	232 SYNTHETIC RUBBER, ETC.	31 956	7 949	5 082
764 TELECOMM. EQUIP. PARTS NES	54 381	175 650	112 238	245 FUEL WOOD, WOOD CHARCOAL	5 100	350	221
771 ELECT POWER MACHNRY, PARTS	12 613	34 671	22 201	246 WOOD IN CHIPS, PARTICLES	278 519	4 119	2 655
772 ELEC. SWITCH, RELAY, CIRCUIT	6 580	60 713	39 066	247 WOOD ROUGH, ROUGH SQUARED	745 012	11 979	7 567
773 ELECTR DISTRIB. EQUIP NES	56 088	41 532	26 784	248 WOOD, SIMPLY WORKED	248 796	23 828	15 162
774 ELECTRO-MEDCL. XRAY EQUIP	1 758	32 304	20 792	251 PULP AND WASTE PAPER	374 945	13 535	8 748
775 DOM. ELEC. NON-ELEC. EQUIPT	140 300	127 328	81 952	261 SILK	319	265	166
776 TRANSISTORS, VALVES, ETC.	318	8 026	5 136	263 COTTON	5 600	1 361	849
778 ELECTRIC MACH. APPART. NES	34 979	77 798	49 828	265 VEGETABLE TEXTILE FIBRES	69	98	63
781 PASS. MOTOR VEHCLS. EX. BUS	56 753	110 703	70 884	266 SYNTHETIC FIBRES	18 319	7 073	4 513
782 GOODS, SPL. TRANSPORT VEH	45 530	48 922	31 227	267 OTHER MAN-MADE FIBRES	564	209	135
783 ROAD MOTOR VEHICLES NES	20 090	42 640	27 450	268 WOOL, OTHER ANIMAL HAIR	1 641	762	480
784 PARTS, TRACTORS, MOTOR VEH	183 946	121 064	77 524	269 WORN CLOTHING, TEXTL. ARTL	10 925	918	585
785 CYCLES, MOTORCYCLES ETC.	5 872	19 642	12 527	272 FERTILIZERS, CRUDE	8 638	309	193
786 TRAILERS, SEMI-TRAILER, ETC	106 243	94 474	60 310	273 STONE, SAND AND GRAVEL	941 982	9 873	6 335
791 RAILWAY VEHICLES, EQUIPNT	3 303	3 375	2 170	274 SULPHUR, UNRSTD. IRON PYRS	268 746	4 102	2 612
792 AIRCRAFT, ASSCOT. EQUIPNT	3 404	15 493	9 896	277 NATURAL ABRASIVES, NES	20 317	608	385
793 SHIP, BOAT, FLOAT. STRUCTRS	151 117	40 783	26 030	278 OTHER CRUDE MINERALS	1 942 512	16 736	10 699
811 PREFABRICATED BUILDINGS	346 265	104 217	67 360	282 FERROUS WASTE AND SCRAP	565 045	4 998	3 176
812 PLUMBNG, SANITRY, EQUIP, ETC	170 861	79 999	51 398	285 ALUMINIUM ORE, CONCTR, ETC	7 845	532	342
813 LIGHTNG FIXTURES ETC. NES	26 196	56 901	36 468	287 ORE, CONCENTR. BASE METALS	9 117	333	251
821 FURNITURE, CUSHIONS, ETC.	1 462 083	1 136 697	728 250	298 NON-FERROUS WASTE, SCRAP	110 544	14 232	9 146
831 TRUNK, SUITCASES, BAG, ETC	786	5 076	3 222	299 CRUDE ANIMAL MATERIALS, NES	106 407	23 610	15 205
841 MENS, BOYS CLOTHING, X-KNIT	8 479	54 974	35 138	322 CRUDE VEG. MATERIALS, NES	78 158	38 205	24 790
842 WOMEN, GIRL CLOTHING, X-KNIT	12 830	62 595	40 437	321 COAL, NOT AGGLOMERATED	404 408	3 413	2 355
843 MENS, BOYS CLOTHING, KNIT	2 134	8 338	5 301	322 BRIQUETTES, LIGNITE, PEAT	187 813	3 123	1 981
844 WOMEN, GIRLS CLOTHING, KNIT	11 117	73 560	47 031	325 COKE, SEMI-COKE, RET. CARBN	20 473	839	537
845 OTHR. TEXTILE APPAREL, NES	24 308	159 720	102 956	334 PETROLEUM PRODUCTS	2 909 723	84 504	54 866
846 CLOTHING ACCESSRS, FABRIC	4 637	13 962	8 964	335 RESIDUAL PETROL. PRODUCTS	945 820	38 910	25 242
848 CLOTHING, NONTEXTL; HEADGEAR	927	5 340	3 426	342 LIQUEFIED PROPANE, BUTANE	7 327	267	173
851 FOOTWEAR	6 009	35 040	22 516	344 PETROLEUM GASES, NES	.	.	.
871 OPTICAL INSTRUMENTS, NES	160	4 594	2 965	351 ELECTRIC CURRENT	.	.	.
872 MEDICAL INSTRUMENTS NES	30 208	115 396	73 836	411 ANIMAL OILS AND FATS	172 974	11 616	7 511
873 METERS, COUNTERS, NES	770	5 025	3 226	421 FIXED VEG. FAT, OILS, SOFT	711 096	59 735	38 399
874 MEASURE, CONTROL INSTRMNT	15 178	224 362	144 206	422 FIXED VEG. FAT, OILS, OTHER	54 488	5 648	3 605
881 PHOTOGRAPH APPAR. ETC. NES	4 262	37 055	23 710	431 ANIMAL, VEG. FATS, OILS, NES	1 575 654	94 698	60 764
882 PHOTO. CINEMATOGRPH. SUPPL	6 70	3 228	2 064	511 HYDROCARBONS, NES, DERIVTS	66 888	11 136	7 097
883 CINE. FILM EXPOSD. DEVELPD	1	51	32	512 ALCOHOL, PHENOL, ETC. DERIV	333 786	42 958	27 585
884 OPTICAL GOODS NES	278	10 847	6 977	513 CARBOXYLIC ACIDS, DERIVTS	164 637	35 341	22 600
885 WATCHES AND CLOCKS	235	5 024	3 233	514 NITROGEN-FUNCT. COMPOUNDS	76 520	26 938	17 181
891 ARMS AND AMMUNITION	223	4 069	2 587	515 ORGANO-INORGANIC COMPNDS	20 992	20 490	13 051
892 PRINTED MATTER	95 054	95 358	61 263	516 OTHER ORGANIC CHEMICALS	67 953	20 188	12 872
893 ARTICLES, NES, OF PLASTICS	296 881	273 712	175 574	522 INORGANIC CHEM. ELEMENTS	1 361 994	63 088	40 148
894 BABY CARRIAGE, TOYS, GAMES	93 133	260 686	166 749	523 METAL. SALTS, INORGAN. ACID	778 131	45 841	29 314
895 OFFICE, STATIONERY SUPPLS	3 619	7 095	4 548	524 OTHER CHEMICAL COMPOUNDS	26 570	5 683	3 615
896 WORKS OF ART, ANTIQUE ETC	7 181	37 111	23 830	525 RADIO-ACTIVE MATERIALS	13	1 960	1 252
897 GOLD, SILVERWARE, JEWEL NES	154	7 586	4 889	531 SYNTH. COLOURS, LAKES, ETC.	22 615	43 370	27 876
898 MUSICAL INSTRUMENTS, ETC.	7 090	50 848	32 926	532 DYEING, TANNING MATERIALS	4 134	2 111	1 355
899 MISC MANUFACTRD GOODS NES	19 047	70 314	45 232	533 PIGMENTS, PAINTS, ETC.	224 582	116 238	74 699
961 COIN NONGOLD NONCURRENT	4	111	73	541 MEDICINES, ETC. EXC. GRP542	20 889	108 994	70 061
971 GOLD, NONMONTY EXCL ORES	36	4 156	2 655	542 MEDICAMENTS	25 600	72 619	46 568
972 MONETARY GOLD, GOLD COINS		63	39	551 ESSENTL. OIL, PERFUME, FLAVR	3 744	7 048	4 528
				553 PERFUMERY, COSMETICS, ETC.	44 894	69 665	44 752
EXPORTS	47 806 614	12 976 928	8 335 648	554 SOAP, CLEANERS, POLISH, ETC	237 031	56 142	36 019
001 LIVE ANIMALS	2 645	7 555	4 848	562 FERTILIZER, EXCEPT GRP272	2 318 838	49 378	31 273
011 BOVINE MEAT	280 220	172 774	110 775	571 POLYMERS OF ETHYLENE	309 933	48 535	31 148
012 OTHER MEAT, MEAT OFFAL	37 857	15 000	9 686	572 POLYMERS OF STYRENE	114 624	41 412	26 441
016 MEAT, ED. OFFL, DRY, SLT, SMK	3 277	3 110	1 999	573 POLYMERS, VINYL CHLORIDE	141 525	30 877	19 827
017 MEAT, OFFL, PRPD, PRSVD, NES	28 711	21 028	13 465	574 POLYACETAL, POLYCARBONATE	184 566	76 695	49 274
022 MILK AND CREAM	148 332	34 988	22 600	575 OTH. PLASTIC, PRIMARY FORM	567 193	159 396	102 692
023 BUTTER, OTHER FAT OF MILK	13 944	8 644	5 433	579 PLASTIC WASTE, SCRAP ETC	10 912	997	641
024 CHEESE AND CURD	67 706	37 792	24 230	581 PLASTIC TUBE, PIPE, HOSE	37 840	45 617	29 253
025 EGGS, BIRDS, YOLKS, ALBUMIN	37 769	6 778	4 358	582 PLASTIC PLATE, SHEETS, ETC	295 546	172 517	110 577
034 FISH, FRESH, CHILLED, FROZN	87 550	12 521	7 924	583 MONOFILAMENT OF PLASTICS	30 962	22 090	14 244
035 FISH, DRIED, SALTED, SMOKED	1 319	1 984	1 262	591 INSECTICIDES, ETC.	31 013	51 818	32 604
				592 STARCHES, INULIN, ETC.	205 346	40 376	26 028



7 IMPORTS AND EXPORTS (SPECIAL TRADE) BY COUNTRIES OF PRODUCTION AND CONSUMPTION AND BY GROUPS OF THE SITC-REV. III 1992

GROUP DESCRIPTION	DT = 100 KG	1 000 DM	1 000 \$	GROUP DESCRIPTION	DT = 100 KG	1 000 DM	1 000 \$
593 EXPLOSIVES, PYROTECHNICS	3 929	6 195	4 029	783 ROAD MOTOR VEHICLES NES	30 977	59 394	38 561
597 PREPRED ADDITIVES, LIQUIDS	61 399	22 278	14 283	784 PARTS, TRACTORS, MOTOR VEH	124 525	250 171	160 883
598 MISC. CHEMICAL PRODS. NES	617 010	118 247	75 788	785 CYCLES, MOTORCYCLES ETC.	16 113	31 574	19 980
611 LEATHER	2 920	11 651	7 438	786 TRAILERS, SEMI-TRAILER, ETC	131 402	129 526	82 754
612 MANUFACT. LEATHER ETC. NES	632	3 473	2 243	791 RAILWAY VEHICLES, EQUIPNT	18 972	48 499	30 968
613 FURSKINS, TANNED, DRESSED	65	1 873	1 181	792 AIRCRAFT, ASSOC'D. EQUIPNT	194	27 975	18 063
621 MATERIALS OF RUBBER	28 542	25 013	16 134	793 SHIP, BOAT, FLOAT, STRUCTRS	45 492	64 475	42 690
625 RUBBER TYRES, TUBES, ETC.	68 708	50 626	32 538	800 CPL IND PLANT CHAP 90/S4	1	121	78
629 ARTICLES OF RUBBER, NES	13 141	36 736	23 545	811 PREFABRICATED BUILDINGS	11 914	3 682	2 401
633 CORK MANUFACTURES	1 671	2 680	1 722	812 PLUMBING, SANITARY, EQPT. ETC	22 720	28 854	18 442
634 VENEERS, PLYWOOD, ETC.	994 704	105 097	67 261	813 LIGHTING FIXTURES ETC. NES	12 615	31 439	20 137
635 WOOD MANUFACTURES, NES	159 685	36 255	23 619	821 FURNITURE, CUSHIONS, ETC.	119 897	86 037	55 091
641 PAPER AND PAPERBOARD	978 552	159 748	102 498	831 TRUNK, SUITCASES, BAG, ETC	5 319	18 626	11 962
642 PAPER, PAPERBOARD, CUT ETC	588 467	198 649	127 870	841 MENS, BOYS CLOTHING, X-KNIT	7 584	43 863	28 401
651 TEXTILE YARN	178 710	147 983	94 789	842 WOMEN, GIRL CLOTHING, XKNIT	12 912	96 006	62 267
652 COTTON FABRICS, WOVEN	19 040	35 423	22 582	843 MENS, BOYS CLOTHING, KNIT	964	3 551	2 293
653 FABRICS, MAN-MADE FIBRES	31 573	81 711	52 306	844 WOMEN, GIRLS CLOTHING, KNIT	2 662	17 363	11 316
654 OTH. TEXTILE FABRIC, WOVEN	5 092	8 520	5 444	845 OTHR. TEXTILE APPAREL, NES	9 805	49 509	31 933
655 KNIT, CROCHET, FABRIC NES	8 377	19 973	12 779	846 CLOTHING ACCESSRS, FABRIC	4 350	21 919	14 124
656 TULLE, LACE, EMBROIDRY, ETC	2 618	11 159	7 162	848 CLOTHING, NONTEXTL; HEADGEAR	1 653	10 308	6 653
657 SPECIAL YARN, TXTL. FABRIC	64 121	80 969	51 910	851 FOOTWEAR	16 692	64 356	41 653
658 TEXTILE ARTICLES NES	18 168	25 716	16 504	871 OPTICAL INSTRUMENTS, NES	728	29 717	19 044
659 FLOOR COVERINGS, ETC.	43 941	41 325	26 465	872 MEDICAL INSTRUMENTS NES	6 993	56 691	36 361
661 LIME, CEMENT, CONSTR. MATRL	499 329	19 048	12 223	873 METERS, COUNTERS, NES	3 507	17 790	11 377
662 CLAY, REFRCT. CONSTR. MATRL	167 239	20 979	13 395	874 MEASURE, CONTROL INSTRMNT	10 886	208 430	133 465
663 MINERAL MANUFACTURES, NES	264 283	53 442	34 080	881 PHOTOGRAPH APPAR. ETC. NES	2 375	31 338	20 125
664 GLASS	268 878	44 732	28 705	882 PHOTO. CINEMATOGRPH. SUPPL	47 041	109 775	70 629
665 GLASSWARE	240 547	51 459	33 024	883 CINE. FILM EXPOS. DEVELOPD	3	59	34
666 POTTERY	20 672	14 566	9 347	884 OPTICAL GOODS NES	455	33 384	21 459
667 PEARLS, PRECIOUS STONES				885 WATCHES AND CLOCKS	1 422	20 806	13 436
671 PIG IRON, SPIEGELEISN, ETC	17 961	3 633	2 342	891 ARMS AND AMMUNITION	1 797	7 091	4 533
672 INGOTS ETC. IRON OR STEEL	39 512	2 306	1 458	892 PRINTED MATTER	294 531	161 667	104 312
673 FLAT-ROLLED IRON ETC.	1 329 644	106 978	68 664	893 ARTICLES, NES, OF PLASTICS	229 254	191 616	122 984
674 FLAT-ROLLED PLATED IRON	570 383	70 448	45 224	894 BABY CARRIAGE, TOYS, GAMES	28 195	47 026	30 250
675 FLAT-ROLLED, ALLOY STEEL	186 256	54 179	35 003	895 OFFICE, STATIONERY SUPPLS	7 690	25 322	16 191
676 IRON, STL. BAR, SHAPES ETC.	1 004 239	100 841	64 604	896 WORKS OF ART, ANTIQUE ETC	349	11 760	7 772
677 RAILWAY TRACK IRON, STEEL	6 781	3 333	2 134	897 GOLD, SILVERWARE, JEWEL NES	894	26 451	17 083
678 WIRE OF IRON OR STEEL	184 544	23 033	14 757	898 MUSICAL INSTRUMENTS, ETC.	38 603	105 864	67 453
679 TUBES, PIPES, ETC. IRON, STL	863 219	174 180	111 790	899 MISC MANUFACTD GOODS NES	69 120	65 103	41 704
681 SILVER, PLATINUM, ETC.	210	5 591	3 551	961 COIN NONGOLD NONCURRENT	5	109	66
682 COPPER	163 233	96 858	62 306	971 GOLD, NONMONTY EXCL ORES		5 394	3 457
683 NICKEL	673	2 213	1 437	972 MONETARY GOLD, GOLD COINS	61		41
684 ALUMINIUM	232 675	149 374	96 108				
685 LEAD	61 671	12 148	7 815	GREECE			
686 ZINC	29 437	7 982	5 137	IMPORTS	12 015 579	3 690 824	2 365 063
687 TIN	366	404	255	012 OTHER MEAT, MEAT OFFAL	6 460	1 616	1 012
688 MISC. NON-FERR. BASE METAL	111	339	217	017 MEAT, OFFL. PRPD, PRSVD, NES	510	224	141
691 METALLIC STRUCTURES NES	330 166	122 431	78 958	022 MILK AND CREAM	10 514	4 911	3 156
692 CONTAINERS, STORAGE, TRNSP	134 706	65 289	42 064	024 CHEESE AND CURD	52 118	44 985	29 005
693 WIRE PRODUCTS EXCL. ELECT	228 252	32 531	20 864	034 FISH, FRESH, CHILLED, FROZN	2 276	2 365	1 537
694 NAILS, SCREWS, NUTS, ETC.	79 635	55 810	35 861	035 FISH, DRIED, SALTED, SMOKED	1 711	2 086	1 332
695 TOOLS	29 256	100 088	64 188	036 CRUSTACEANS, MOLLUSCS ETC	955	679	434
696 CUTLERY	6 964	33 368	21 449	037 FISH ETC. PRPD, PRSVD, NES	2 826	2 105	1 333
697 HOUSEHOLD EQUIPMENT, NES	13 185	14 337	9 195	042 RICE	2 271	225	145
699 MANUFACTS. BASE METAL, NES	261 231	221 132	141 911	044 MAIZE UNMILLED	400 627	16 863	10 557
700 CPL IND PLANT (84/85/87)	111	410	266	046 MEAL FLOUR OF WHEAT, MSLN	724	76	47
711 STEAM GENER. BOILERS, ETC.	12 057	11 215	7 063	048 CEREAL PREPARATIONS	13 895	3 330	2 125
712 STEAM TURBINES	2 613	12 364	8 155	054 VEGETABLES	508 189	150 896	93 610
713 INTRNL COMBUS PSTN ENGIN	60 601	155 525	100 098	056 VEGETABLES, PRPD, PRSVD, NES	336 146	67 709	43 260
714 ENGINES, MOTORS NON-ELECT	287	26 530	17 397	057 FRUIT, NUTS EXCL. OIL NUTS	1 218 432	186 730	123 970
716 ROTATING ELECTRIC PLANT	65 486	105 011	67 305	058 FRUIT, PRESERVED, PREPARED	1 119 143	166 990	106 549
718 OTH. POWR. GENRTNG. MACHNRY	3 398	21 470	13 826	059 FRUIT, VEGETABLE JUICES	17 648	3 080	1 968
721 AGRIC. MACHINES, EX. TRACTR	51 449	58 969	37 478	061 SUGARS, MOLASSES, HONEY	1 177	494	318
722 TRACTORS	32 114	40 317	25 633	062 SUGAR CONFECTIONERY	16 041	6 643	4 338
723 CIVIL ENGINEERING EQUIPT	50 779	59 269	38 137	071 COFFEE, COFFEE SUBSTITUTE	311	266	173
724 TEXTILE, LEATHER MACHINES	19 191	64 258	41 204	073 CHOCOLATE, OTH. COCOA PREP	541	232	148
725 PAPER, PULP MILL MACHINES	16 393	61 688	53 690	075 SPICES	4	378	238
726 PRINTING, BOOKBINDING MACHS	16 054	69 434	44 762	081 ANIMAL FEED STUFF	5 859	272	166
727 FOOD-PROCESS. MCH. NON DOM	7 862	40 545	26 034	098 EDIBLE PROD. PREPRTNS, NES	25 633	7 980	5 093
728 OTH. MACH. PTS, SPL INDUSTR	65 982	193 819	124 563	111 NON-ALCOHOL. BEVERAGE, NES	17 393	805	517
731 METAL REMOVAL WORK TOOLS	12 365	46 190	29 380	112 ALCOHOLIC BEVERAGES	384 745	122 039	78 326
733 MACH-TOOLS, METAL-WORKING	9 867	18 830	12 024	121 TOBACCO, UNMANUFACTURED	137 186	90 089	57 483
735 PARTS, NES, FOR MACH-TOOLS	5 662	23 619	15 098	211 HIDES, SKINS (EX. FURS), RAW	182	275	174
737 METALWORKING MACHNRY NES	7 037	24 177	15 493	212 FURSKINS, RAW	29	409	254
741 HEATING, COOLING EQUIP, PART	47 377	108 102	69 209	222 OILSEED (SFT. FIX VEG. OIL)	624	141	90
742 PUMPS FOR LIQUIDS, PARTS	26 167	78 866	50 626	263 COTTON	194 703	33 728	21 400
743 PUMPS NES, CENTRIFUGS ETC	133 496	214 163	137 381	266 SYNTHETIC FIBRES	370	118	80
744 MECHANICAL HANDLING EQUIP	73 448	110 036	70 217	268 WOOL, OTHER ANIMAL HAIR	2 725	751	479
745 OTH. NONELEC MCH, TOOL, NES	24 920	120 232	76 960	269 WORN CLOTHING, TEXTL. ARTL	3 969	599	384
746 BALL OR ROLLER BEARINGS	10 587	32 408	20 832	273 STONE, SAND AND GRAVEL	33 847	2 406	1 546
747 TAPS, COCKS, VALVES, ETC.	30 106	115 523	74 120	277 NATURAL ABRASIVES, NES	792 418	4 112	2 666
748 TRANSMISSIONS SHAFTS ETC	56 467	98 986	63 516	278 OTHER CRUDE MINERALS	3 087 927	42 574	27 150
749 NON-ELECT MACH. PARTS, ETC	54 093	107 219	68 938	282 FERROUS WASTE AND SCRAP	4 131	472	301
751 OFFICE MACHINES	10 643	82 165	52 289	285 ALUMINIUM ORE, CONCTR. ETC	119 563	817	563
752 AUTOMATC. DATA PROC. EQUIP	14 472	231 790	148 245	287 ORE, CONCENTR. BASE METALS	33 492	1 250	772
759 PARTS, FOR OFFICE MACHINS	8 238	78 784	50 556	288 NON-FERROUS WASTE, SCRAP	25 854	3 256	2 090
761 TELEVISION RECEIVERS ETC	22 940	56 108	36 248	289 PREC. METAL ORES, CONCTRTS	879	677	424
762 RADIO-BROADCAST RECEIVER	10 336	30 360	19 443	291 CRUDE ANIMAL MATERIALS, NES	958	1 038	670
763 SOUND RECORDER, PHONOGRPH	9 204	60 228	38 736	292 CRUDE VEG. MATERIALS, NES	9 445	6 945	4 432
764 TELECOMM. EQUIP. PARTS NES	19 575	143 122	91 885	334 PETROLEUM PRODUCTS	264 436	10 139	6 387
771 ELECT POWER MACHNY PARTS	23 346	59 731	38 439	421 FIXED VEG. FAT, OILS, SOFT	4 810	2 832	1 843
772 ELECT. SWITCH, RELAY, CIRCUIT	37 466	220 547	141 218	514 NITROGEN-FUNCT. COMPOUNDS	5 849	537	344
773 ELECTR DISTRIB. EQPT NES	98 700	88 312	56 586	515 ORGANO-INORGANIC COMPNDS	123	65	43
774 ELECTRO-MEDCL. XRAY EQUIP	869	25 164	16 296	516 OTHER ORGANIC CHEMICALS	1 33	152	94
775 DOM. ELEC. NON-ELEC. EQUIPT	171 141	222 788	143 000	522 INORGANIC CHEM. ELEMENTS	1 235	90	56
776 TRANSISTORS, VALVES, ETC.	9 986	53 168	34 425	531 SYNTH. COLOURS, LAKES, ETC.	1 680	2 861	1 846
778 ELECTRIC MACH. APPART. NES	89 266	235 571	151 271	533 PIGMENTS, PAINTS, ETC.	279	199	130
781 PASS. MOTOR VEHCLS. EX. BUS	311 684	479 200	306 237				
782 GOODS, SPLCL TRANSPORT VEH	108 610	176 132	113 396				



## 7 IMPORTS AND EXPORTS (SPECIAL TRADE) BY COUNTRIES OF PRODUCTION AND CONSUMPTION AND BY GROUPS OF THE SITC-REV. III 1992

GROUP DESCRIPTION	DT = 100 KG	1 000 DM	1 000 \$	GROUP DESCRIPTION	DT = 100 KG	1 000 DM	1 000 \$
542 MEDICAMENTS	588	13 188	8 481	793 SHIP,BOAT,FLOAT.STRUCTRS	307	693	423
551 ESSNTL.OIL,PERFUME,FLAVR	1 456	1 144	724	812 PLUMBNG,SANITRY,EQPT.ETC	674	297	190
553 PERFUMERY,COSMETICS,ETC.	659	648	424	813 LIGHTNG FIXTURES ETC.NES	1 008	1 608	1 041
562 FERTILIZER,EXCEPT GRP272	1 005 068	18 780	12 103	821 FURNITURE,CUSHIONS,ETC.	5 669	3 473	2 238
572 POLYMERS OF STYRENE	172	79	49	831 TRUNK,SUITCASES,BAG,ETC	180	700	444
574 POLYACETAL,POLYCARBONATE	269	269	168	841 MENS,BOYS CLOTHING,X-KNIT	18 229	96 601	61 875
575 OTH.PLASTIC,PRIMARY FORM	1 718	277	171	842 WOMEN,GIRL CLOTHING,XKNIT	75 787	515 317	330 739
581 PLASTIC TUBE,PIPE,HOSE	18 520	8 806	5 666	843 MENS,BOYS CLOTHING,KNIT	18 907	73 265	47 055
582 PLASTIC PLATE,SHEETS,ETC	2 156	971	632	844 WOMEN,GIRLS CLOTHING,KNIT	49 727	272 433	174 288
583 MONOFILAMENT OF PLASTICS	172	87	54	845 OTHR.TEXTILE APPAREL,NES	164 985	724 223	463 024
592 STARCHES,INULIN,ETC.	223	91	58	846 CLOTHING ACCESSRS,FABRIC	11 495	35 247	22 210
597 PREPRD ADDITIVES,LIQUIDS	272	138	91	848 CLOTHING,NONXTL;HEADGEAR	3 025	127 858	82 935
598 MISC.CHEMICAL PRDCTS,NES	237 564	4 302	2 855	851 FOOTWEAR	4 058	18 398	11 901
611 LEATHER	2 431	5 417	3 507	871 OPTICAL INSTRUMENTS,NES	22	514	342
613 FURSKINS,TANNED,DRESSED	1 209	25 200	16 037	872 MEDICAL INSTRUMENTS NES	61	416	261
625 RUBBER TYRES,TUBES,ETC.	5 525	3 357	2 139	873 METERS,COUNTERS,NES	101	272	179
629 ARTICLES OF RUBBER, NES	2 587	1 088	705	874 MEASURE,CONTROL INSTRMNT	104	2 688	1 723
633 CORK MANUFACTURES	82	105	65	881 PHOTOGRAPH APPAR.ETC.NES	31	476	306
634 VENEERS,PLYWOOD,ETC.	46 840	10 215	6 530	882 PHOTO.CINEMATOGPH.SUPPL	520	2 427	1 537
635 WOOD MANUFACTURES, NES	1 121	632	411	885 WATCHES AND CLOCKS	22	134	89
641 PAPER AND PAPERBOARD	2 496	542	346	891 ARMS AND AMMUNITION	1	157	100
642 PAPER,PAPERBOARD,CUT ETC	2 500	1 873	1 189	892 PRINTED MATTER	9 030	7 058	4 518
651 TEXTILE YARN	132 108	101 955	64 930	893 ARTICLES,NES,OF PLASTICS	15 784	21 916	14 123
652 COTTON FABRICS, WOVEN	2 912	3 418	2 194	894 BABY CARRIAGE,TOYS,GAMES	887	1 684	1 069
653 FABRICS,MAN-MADE FIBRES	7 051	3 841	2 454	896 WORKS OF ART,ANTIQUE ETC	154	783	497
654 OTH.TEXTILE FABRIC,WOVEN	75	289	191	897 GOLD,SILVERWARE,JEWEL NES	29	2 906	1 862
655 KNIT.CROCHET.FABRIC NES	4 518	6 844	4 335	898 MUSICAL INSTRUMENTS,ETC.	418	2 944	1 862
656 TULLE,LACE,EMBROIDRY.ETC	179	4 295	2 752	899 MISC MANUFACTRD GOODS NES	2 327	13 299	8 613
657 SPECIAL YARN,TXTL.FABRIC	2 237	1 751	1 112	971 GOLD,NONMONTY EXCL ORES		166	101
658 TEXTILE ARTICLES NES	55 326	78 959	50 607				
659 FLOOR COVERINGS, ETC.	9 267	8 775	5 599	EXPORTS	11 264 444	7 553 588	4 835 413
661 LIME,CEMENT,CONSTR.MATRL	351 975	24 605	15 798	001 LIVE ANIMALS	38 394	13 251	8 417
662 CLAY,REFRCT.CONSTR.MATRL	12 628	1 129	711	011 BOVINE MEAT	310 730	191 205	122 984
663 MINERAL MANUFACTURES,NES	3 443	15 754	10 788	012 OTHER MEAT, MEAT OFFAL	96 668	38 801	24 881
665 GLASSWARE	182	5 174	110	017 MEAT,OFFL.PRPD,PRSD,NES	6 244	4 931	3 175
666 POTTERY	11 082	5 587	3 581	022 MILK AND CREAM	394 072	104 343	66 626
671 PIG IRON, SPIEGELEISN,ETC	249 228	58 575	37 397	023 BUTTER,OTHER FAT OF MILK	7 139	5 523	3 544
673 FLAT-ROLLED IRON ETC.	85 551	7 642	4 897	024 CHEESE AND CURD	141 559	106 221	67 837
674 FLAT-ROLLED PLATED IRON	92 815	8 935	5 742	025 EGGS,BIRDS,YOLKS,ALBUMIN	4 148	2 280	1 457
675 FLAT-ROLLED, ALLOY STEEL	488	81	53	034 FISH,FRESH,CHILLED,FRZD	914	363	223
676 IRON,STL.BAR,SHAPES ETC.	801	57	36	035 FISH,DRIED,SALTED,SMOKED	1 560	143	88
677 RAILWAY TRACK IRON,STEEL	430	75	50	036 CRUSTACEANS,MOLLUSCS ETC	198	265	163
678 WIRE OF IRON OR STEEL	10 236	1 509	958	037 FISH ETC.PRPD,PRSD,NES	10 120	6 862	4 217
679 TUBES,PIPES,ETC. IRON,STL	22 903	2 676	1 693	041 WHEAT, MESLIN, UNMILLED	228 172	9 677	6 025
682 COPPER	57 721	31 133	20 044	042 RICE	9 642	3 083	1 961
684 ALUMINIUM	182 840	74 411	47 681	044 MAIZE UNMILLED	248	123	76
686 ZINC	462	53	33	046 MEAL.FLOUR OF WHEAT,MSLN	3 805	291	188
687 TIN	68	58	35	048 CEREAL PREPARATIONS	61 487	29 366	18 912
691 METALLIC STRUCTURES NES	2 391	797	519	054 VEGETABLES	26 747	1 694	1 078
692 CONTAINERS,STORAGE,TRNSP	408	229	146	056 VEGETABLES,PRPD,PRSD,NES	15 931	3 767	2 429
693 WIRE PRODUCTS EXCL.ELECT	507	151	99	057 FRUIT,NUTS EXCL.OIL NUTS	8 834	4 585	2 889
694 NAILS,SCREWS,NUTS,ETC.	864	303	194	058 FRUIT,PRESERVED,PREPARED	9 890	3 959	2 580
695 TOOLS	322	3 104	2 041	059 FRUIT,VEGETABLE JUICES	13 675	5 623	3 680
697 HOUSEHOLD EQUIPMENT,NES	4 561	6 040	3 854	061 SUGARS,MOLASSES,HONEY	55 360	7 976	5 058
699 MANUFACTS.BASE METAL,NES	13 400	5 734	3 666	062 SUGAR CONFECTIONERY	7 767	5 161	3 330
713 INTRNL COMBUS PSTN ENGIN	398	203	127	071 COFFEE,COFFEE SUBSTITUTE	14 637	11 504	7 295
714 ENGINES,MOTORS NON-ELECT	4	659	446	072 COCOA	11 872	4 534	2 898
716 ROTATING ELECTRIC PLANT	134	362	232	073 CHOCOLATE,OTH.COCOA PREP	25 858	19 511	12 588
718 OTH.PWR.MACHNRY	17	102	63	075 SPICES	519	444	281
721 AGRIC.MACHINES,EX.TRACTR	265	468	294	081 ANIMAL FEED STUFF	108 740	19 285	12 431
723 CIVIL ENGINEERING EQUIPT	916	551	353	091 MARGARINE AND SHORTENING	24 587	3 762	2 406
724 TEXTILE,LEATHER MACHINES	505	1 449	925	098 EDIBLE PROD.PREPRTNS,NES	37 551	30 462	19 545
725 PAPER,PULP MILL MACHINES	182	641	423	111 NON-ALCOHOL,BEVERAGE,NES	45 186	8 247	5 274
726 PRINTNG,BOOKBINDNG MACHS	271	675	431	112 ALCOHOLIC BEVERAGES	116 944	22 648	14 429
727 FOOD-PROCESS.MCH.NON DOM	137	411	270	121 TOBACCO, UNMANUFACTURED	16 622	32 677	20 995
728 OTH.MACH,PTS,SPCL INDUST	639	1 262	796	122 TOBACCO, MANUFACTURED	43 083	67 221	43 420
731 METAL REMOVAL WORK TOOLS	255	318	206	211 HIDES,SKINS(EX.FURS),RAW	7 498	1 994	1 270
733 MACH-TOOLS,METAL-WORKING	583	1 041	671	212 FURSKINS, RAW	113	3 652	2 331
735 PARTS,NES, FOR MACH-TOOLS	55	158	98	223 OILSEED(OTH.FIX.VEG.OIL)	1 548	254	158
737 METALWORKING MACHNRY NES	1 479	1 356	853	232 SYNTHETIC RUBBER, ETC.	11 869	2 568	1 644
741 HEATING,COOLNG EQIP,PART	2 719	3 100	2 005	246 WOOD IN CHIPS, PARTICLES	6 806	109	69
742 PUMPS FOR LIQUIDS,PARTS	69	400	252	247 WOOD ROUGH,ROUGH SQUARED	41 958	1 557	1 017
743 PUMPS NES,CENTRIFUGS ETC	333	1 700	1 048	248 WOOD, SIMPLY WORKED	14 227	2 208	1 429
744 MECHANICAL HANDLING EQIP	1 399	969	616	251 PULP AND WASTE PAPER	11 000	1 524	965
745 OTH.NONELEC MCH,TOOL,NES	204	465	301	263 COTTON	21 703	8 063	5 168
746 BALL OR ROLLER BEARINGS	11	64	40	266 SYNTHETIC FIBRES	49 650	15 850	10 125
747 TAPS,COCKS,VALVES,ETC.	2 480	3 357	2 136	267 OTHER MAN-MADE FIBRES	30 022	19 610	12 681
748 TRANSMISSIONS SHAFTS ETC	111	185	108	268 WOOL, OTHER ANIMAL HAIR	7 367	7 907	5 070
749 NON-ELECT MACH.PARTS,ETC	155	1 328	851	269 WORN CLOTHING,TEXTL.ARTL	4 200	768	488
751 OFFICE MACHINES	61	435	277	273 STONE, SAND AND GRAVEL	17 962	586	378
752 AUTOMATC.DATA PROC.EQUIP	56	1 214	778	274 SULPHUR,UNRSTD.IRON PYRS	129 200	1 855	1 176
759 PARTS,FOR OFFICE MACHINS	48	1 323	842	277 NATURAL ABRASIVES, NES	65	9 493	6 065
761 TELEVISION RECEIVERS ETC	12	53	36	278 OTHER CRUDE MINERALS	54 030	1 957	1 249
764 TELECOMM.EQUIP.PARTS NES	805	26 867	17 164	282 FERROUS WASTE AND SCRAP	915 977	12 857	8 221
771 ELECT PWR MACHNRY.PARTS	426	1 453	908	285 ALUMINIUM ORE,CONCTR.ETC	1 151	178	117
772 ELEC.SWITCH.RELAY.CIRCUIT	8 050	25 935	16 678	288 NON-FERROUS WASTE,SCRAP	660	130	83
773 ELECTR.DISTRIB.EQPT NES	35 022	12 840	8 112	291 CRUDE ANIMAL MATERLS,NES	3 029	953	604
774 ELECTRO-MEDCL.XRAY EQUIP	4	136	85	292 CRUDE VEG.MATERIALS, NES	5 059	3 720	2 373
775 DOM.ELEC,NON-ELEC.EQUIPT	3 815	3 734	2 401	322 BRIQUETTES,LIGNITE,PEAT	152 608	3 409	2 169
776 TRANSISTORS,VALVES,ETC.	52	734	485	325 COKE,SEMI-COKE,RET.CARBN	9 324	362	222
778 ELECTRIC.MACH.APART.NES	24 549	59 613	38 157	334 PETROLEUM PRODUCTS	54 118	14 275	9 168
781 PASS.MOTOR VEHCLS.EX.BUS	1 673	2 504	1 624	335 RESIDUAL PETROL.PRODUCTS	54 248	3 753	2 391
782 GOODS,SPCL TRANSPORT VEH	572	583	370	342 LIQUEFIED PROPANE,BUTANE	1 848	154	97
783 ROAD MOTOR VEHICLES NES	1 431	3 926	2 517	411 ANIMAL OILS AND FATS	3 951	795	508
784 PARTS,TRACTORS,MOTOR VEH	1 918	1 467	939	421 FIXED VEG.FAT,OILS, SOFT	1 789	266	168
785 CYCLES,MOTORCYCLES ETC.	105	294	186	422 FIXED VEG.FAT,OILS,OTHER	10 061	1 151	740
786 TRAILERS,SEMI-TRAILR,ETC	2 051	1 091	700	431 ANIMAL,VEG.FATS,OILS,NES	28 784	5 022	3 219
791 RAILWAY VEHICLES,EQUIPNT	23	90	60	511 HYDROCARBONS,NES,DERIVTS	98 680	7 383	4 750
792 AIRCRAFT,ASSOCTD.EQUIPNT	93	7 126	4 735				



## 7 IMPORTS AND EXPORTS (SPECIAL TRADE) BY COUNTRIES OF PRODUCTION AND CONSUMPTION AND BY GROUPS OF THE SITC-REV. III 1992

GROUP DESCRIPTION	DT = 100 KG	1 000 DM	1 000 \$	GROUP DESCRIPTION	DT = 100 KG	1 000 DM	1 000 \$
512 ALCOHOL, PHENOL, ETC. DERIV	43 296	8 416	5 414	731 METAL REMOVAL WORK TOOLS	13 403	12 569	8 174
513 CARBOXYLIC ACIDS, DERIVTS	74 521	13 441	8 625	733 MACH-TOOLS, METAL-WORKING	3 834	13 042	8 559
514 NITROGEN-FUNCT. COMPOUNDS	27 233	24 112	15 447	735 PARTS, NES, FOR MACH-TOOLS	2 713	4 261	2 799
515 ORGANO-INORGANIC COMPOUNDS	11 774	26 487	16 814	737 METALWORKING MACHNRY NES	4 599	6 083	3 865
516 OTHER ORGANIC CHEMICALS	10 569	5 122	3 261	741 HEATING, COOLING EQUIP, PART	19 176	48 833	31 390
522 INORGANIC CHEM. ELEMENTS	49 462	11 460	7 340	742 PUMPS FOR LIQUIDS, PARTS	14 593	38 719	24 551
523 METAL, SALTS, INORGAN. ACID	102 669	11 945	7 644	743 PUMPS NES, CENTRIFUGS ETC	46 416	68 756	44 258
524 OTHER CHEMICAL COMPOUNDS	39 095	4 804	3 076	744 MECHANICAL HANDLING EQUIP	28 847	33 004	21 126
525 RADIO-ACTIVE MATERIALS	4	688	433	745 OTH. NONELEC MCH, TOOL, NES	11 136	54 251	34 735
531 SYNTH. COLOURS, LAKES, ETC.	9 690	23 949	15 306	746 BALL OR ROLLER BEARINGS	4 258	14 291	9 165
532 DYEING, TANNING MATERIALS	11 352	2 843	1 797	747 TAPS, COCKS, VALVES, ETC.	10 411	38 246	24 541
533 PIGMENTS, PAINTS, ETC.	146 152	72 786	46 829	748 TRANSMISSIONS SHAFTS ETC	9 746	24 600	15 725
541 MEDICINES, ETC. EXC. GRP542	6 110	45 073	28 967	749 NON-ELECT MACH. PARTS, ETC	4 406	17 366	11 206
542 MEDICAMENTS	9 668	115 262	73 914	751 OFFICE MACHINES	3 018	14 173	9 143
551 ESSNTL. OIL, PERFUME, FLAVR	3 400	7 352	4 741	752 AUTOMATC. DATA PROC. EQUIP	7 242	68 815	44 287
553 PERFUMERY, COSMETICS, ETC.	24 609	33 052	21 085	753 PARTS, FOR OFFICE MACHINES	1 940	13 892	8 896
554 SOAP, CLEANERS, POLISH, ETC	100 928	35 121	22 605	761 TELEVISION RECEIVERS ETC	15 565	39 540	25 490
562 FERTILIZER, EXCEPT GRP272	188 003	7 122	4 424	762 RADIO-BROADCAST RECEIVER	3 002	15 678	10 166
571 POLYMERS OF ETHYLENE	126 829	20 336	13 042	763 SOUND RECORDER, PHONOGRAPH	1 969	11 797	7 625
572 POLYMERS OF STYRENE	33 599	9 512	6 099	764 TELECOMM. EQUIP, PARTS NES	13 419	202 473	130 460
573 POLYMERS, VINYL CHLORIDE	15 370	3 095	1 995	771 ELECT POWER MACHNRY, PARTS	4 569	11 477	7 344
574 POLYACETAL, POLYCARBONATE	32 100	12 275	7 881	772 ELEC. SWITCH, RELAY, CIRCUIT	22 081	144 964	91 491
575 OTH. PLASTIC, PRIMARY FORM	118 674	51 123	32 806	773 ELECTR. DISTRIBUT. EQPT NES	7 850	17 660	11 277
579 PLASTIC WASTE, SCRAP ETC	78 160	3 180	2 050	774 ELECTRO-MEDCL. XRAY EQUIP	1 402	23 557	15 172
581 PLASTIC TUBE, PIPE, HOSE	12 724	19 423	12 441	775 DOM. ELEC. NON-ELEC. EQUIPT	131 050	182 509	116 185
582 PLASTIC PLATE, SHEETS, ETC	50 692	38 781	24 796	776 TRANSISTORS, VALVES, ETC.	2 783	10 353	6 674
583 MONOFILAMENT OF PLASTICS	21 307	15 453	9 951	778 ELECTRIC MACH. APPART. NES	51 361	96 538	61 957
591 INSECTICIDES, ETC.	24 100	39 489	24 875	781 PASS. MOTOR VEHCLS. EX. BUS	472 043	905 401	581 987
592 STARCHES, INULIN, ETC.	45 444	16 434	10 687	782 GOODS, SPCL. TRANSPORT VEH	417 664	210 711	134 715
593 EXPLOSIVES, PYROTECHNICS	248	536	347	783 ROAD MOTOR VEHICLES NES	85 116	43 872	27 911
597 PREPRD. ADDITIVES, LIQUIDS	33 843	13 347	8 537	784 PARTS, TRACTORS, MOTOR VEH	127 153	196 300	126 245
598 MISC. CHEMICAL PRODS. NES	152 664	62 734	40 312	785 CYCLES, MOTORCYCLES ETC.	1 605	2 904	1 850
611 LEATHER	9 332	5 661	3 652	786 TRAILERS, SEMI-TRAILER	36 983	14 418	9 180
612 MANUFACT. LEATHER ETC. NES	79	429	273	791 RAILWAY VEHICLES, EQUIPNT	19 755	34 696	22 457
613 FURSKINS, TANNED, DRESSED	5 838	120 706	77 889	792 AIRCRAFT, ASSCOTD. EQUIPNT	65	2 638	1 721
621 MATERIALS OF RUBBER	6 951	7 421	4 776	793 SHIP, BOAT, FLOAT, STRUCTRS	317 766	312 899	193 216
625 RUBBER TYRES, TUBES, ETC.	64 470	44 579	28 751	794 PREFABRICATED BUILDINGS	2 405	982	627
629 ARTICLES OF RUBBER, NES	3 732	11 026	7 070	812 PLUMBING, SANITRY, EQPT. ETC	43 394	18 326	11 801
633 CORK MANUFACTURES	56	125	79	813 LIGHTING FIXTURES ETC. NES	3 747	10 425	6 726
634 VENEERS, PLYWOOD, ETC.	78 559	15 531	9 955	821 FURNITURE, CUSHIONS, ETC.	48 776	37 860	24 326
635 WOOD MANUFACTURES, NES	18 937	9 369	5 969	831 TRUNK, SUITCASES, BAG, ETC	761	2 663	1 713
641 PAPER AND PAPERBOARD	350 798	62 808	40 127	841 MENS, BOYS CLOTHING, X-KNIT	3 236	33 639	21 823
642 PAPER, PAPERBOARD, CUT ETC	200 909	96 238	62 132	842 WOMEN, GIRL CLOTHING, XKNIT	10 259	63 856	41 317
651 TEXTILE YARN	86 339	94 478	60 526	843 MENS, BOYS CLOTHING, KNIT	1 624	5 394	3 451
652 COTTON FABRICS, WOVEN	30 061	62 202	39 922	844 WOMEN, GIRLS CLOTHING, KNIT	2 018	10 036	6 437
653 FABRICS, MAN-MADE FIBRES	71 869	251 608	161 336	845 OTHR. TEXTILE APPAREL, NES	4 005	25 679	16 556
654 OTH. TEXTILE FABRIC, WOVEN	13 554	66 133	42 581	846 CLOTHING ACCESSRS, FABRIC	8 915	27 822	17 849
655 KNIT, CROCHET, FABRIC NES	23 252	57 520	36 957	848 CLOTHING, NONXTL; HEADGEAR	2 877	21 370	13 777
656 TULLE, LACE, EMBROIDRY, ETC	2 599	13 770	8 870	851 FOOTWEAR	1 593	7 408	4 687
657 SPECIAL YARN, TXTL. FABRIC	34 091	51 655	32 972	871 OPTICAL INSTRUMENTS, NES	303	12 064	7 662
658 TEXTILE ARTICLES NES	5 990	9 401	5 990	872 MEDICAL INSTRUMENTS NES	2 178	35 503	22 776
659 FLOOR COVERINGS, ETC.	10 398	17 987	11 694	873 METERS, COUNTERS, NES	1 026	4 923	3 170
661 LIME, CEMENT, CONSTR. MATRL	4 121	392	253	874 MEASURE, CONTROL INSTRMNT	5 057	66 921	43 111
662 CLAY, REFRCT. CONSTR. MATRL	79 240	14 497	9 342	881 PHOTOGRAPH APPAR. ETC. NES	1 969	19 281	12 369
663 MINERAL MANUFACTURES, NES	30 263	14 691	9 410	882 PHOTO. CINEMATOGRPH. SUPPL	14 411	29 336	18 943
664 GLASS	56 232	8 759	5 630	883 CINE. FILM EXPOSD. DEVELPD	3	67	42
665 GLASSWARE	84 641	21 983	14 004	884 OPTICAL GOODS NES	92	9 156	5 888
666 POTTERY	11 745	11 325	7 230	885 WATCHES AND CLOCKS	816	12 614	8 076
667 PEARLS, PRECIOUS STONES	.	.	.	891 ARMS AND AMMUNITION	956	2 521	1 605
671 PIG IRON, SPIEGELEISN, ETC	13 997	1 271	801	892 PRINTED MATTER	29 708	46 613	30 010
672 INGOTS ETC. IRON OR STEEL	4 105	499	317	893 ARTICLES, NES, OF PLASTICS	55 733	59 922	38 356
673 FLAT-ROLLED IRON ETC.	944 247	48 022	30 797	894 BABY CARRIAGE, TOYS, GAMES	11 588	21 334	13 662
674 FLAT-ROLLED PLATED IRON	238 073	30 319	19 159	895 OFFICE, STATIONERY SUPPLS	3 764	17 524	11 265
675 FLAT-ROLLED, ALLOY STEEL	81 511	22 336	14 351	896 WORKS OF ART, ANTIQUE ETC	9	902	552
676 IRON, STL. BAR, SHAPES ETC	207 795	13 569	8 780	897 GOLD, SILVERWARE, JEWEL NES	202	4 045	2 586
677 RAILWAY TRACK IRON, STEEL	435	65	40	898 MUSICAL INSTRUMENTS, ETC.	4	17 380	11 114
678 WIRE OF IRON OR STEEL	8 042	1 403	906	899 MISC. MANUFACTRD GOODS NES	13 099	41 961	26 921
679 TUBES, PIPES, ETC. IRON, STL	298 951	43 160	27 005	971 GOLD, NONMONTY EXCL ORES		2 188	1 386
681 SILVER, PLATINUM, ETC.	83	2 076	1 313				
682 COPPER	25 865	19 677	12 654				
683 NICKEL	135	468	301				
684 ALUMINIUM	74 810	39 589	25 457				
685 LEAD	8 294	921	580				
686 ZINC	6 200	1 363	872				
687 TIN	492	1 003	641				
689 MISC. NON-FERR. BASE METAL	465	2 717	1 750				
691 METALLIC STRUCTURES NES	41 542	21 623	13 852				
692 CONTAINERS, STORAGE, TRNSP	7 471	6 071	3 920				
693 WIRE PRODUCTS EXCL. ELECT	25 089	13 259	8 500				
694 NAILS, SCREWS, NUTS, ETC.	13 709	8 632	5 519				
695 TOOLS	11 776	28 569	18 317				
696 CUTLERY	4 364	16 230	10 375				
697 HOUSEHOLD EQUIPMENT, NES	9 647	17 839	11 387				
699 MANUFACT. BASE METAL, NES	39 207	49 927	32 065				
700 CPL. IND. PLANT (84/85/87)	2 927	5 221	3 308				
711 STEAM GENER. BOILERS, ETC.	4 137	5 550	3 555				
712 STEAM TURBINES	1 400	8 631	5 490				
713 INTRNL. COMBUS. PSTN. ENGIN	23 303	45 734	29 022				
714 ENGINES, MOTORS NON-ELECT	10	273	175				
716 ROTATING ELECTRIC PLANT	13 729	19 552	12 561				
718 OTH. POWR. GENERATING MACHNRY	519	1 147	727				
721 AGRIC. MACHINES, EX. TRACTR	13 099	20 550	13 048				
722 TRACTORS	44 327	34 248	21 702				
723 CIVIL ENGINEERING EQUIPT	114 612	46 774	30 092				
724 TEXTILE, LEATHER MACHINES	16 012	76 890	49 208				
725 PAPER, PULP MILL MACHINES	1 452	4 944	3 172				
726 PRINTING, BOOKBINDING MACHS	12 191	40 612	25 970				
727 FOOD-PROCESS. MCH. NON DOM	3 467	12 207	7 885				
728 OTH. MACH. PTS, SPCL. INDUST	36 222	89 722	57 446				



## 7 IMPORTS AND EXPORTS (SPECIAL TRADE) BY COUNTRIES OF PRODUCTION AND CONSUMPTION AND BY GROUPS OF THE SITC-REV. III 1992

GROUP DESCRIPTION	DT = 100 KG	1 000 DM	1 000 \$	GROUP DESCRIPTION	DT = 100 KG	1 000 DM	1 000 \$
251 PULP AND WASTE PAPER	2 250 979	197 741	126 765	727 FOOD-PROCESS.MCH.NON DOM	15	69	44
265 VEGETABLE TEXTILE FIBRES	917	201	130	728 OTH.MACH.PTS,SPCL INDUST	5 158	10 997	6 975
266 SYNTHETIC FIBRES	3 419	916	577	731 METAL REMOVAL WORK TOOLS	1 564	2 188	1 398
267 OTHER MAN-MADE FIBRES	455	152	100	733 MACH-TOOLS,METAL-WORKING	6 919	4 404	2 826
268 WOOL, OTHER ANIMAL HAIR	1 015	620	385	735 PARTS,NES, FOR MACH-TOOLS	1 249	1 937	1 243
269 WORN CLOTHING,TEXTL.ARTL	922	218	139	737 METALWORKING MACHNRY NES	847	1 988	1 284
273 STONE, SAND AND GRAVEL	212 459	8 603	5 544	741 HEATING,COOLING EQUIP,PART	32 174	51 251	33 233
278 OTHER CRUDE MINERALS	3 977	234	152	742 PUMPS FOR LIQUIDS,PARTS	999	1 401	886
283 COPPER ORES,CONCENTRATES	1 640 581	98 352	63 494	743 PUMPS NES,CENTRIFUGS ETC	8 752	9 042	5 775
287 ORE,CONCENTR.BASE METALS	35 655	1 413	874	744 MECHANICAL HANDLING EQUIP	7 539	4 474	2 874
288 NON-FERROUS WASTE,SCRAP	9 497	4 113	2 675	745 OTH.NONELEC MCH,TOOL,NES	2 990	5 092	3 238
291 CRUDE ANIMAL MATERLS,NES	7 865	7 420	4 710	746 BALL OR ROLLER BEARINGS	5 717	29 643	18 965
292 CRUDE VEG.MATERIALS,NES	3 396	3 778	2 410	747 TAPS,COCKS,VALVES,ETC.	2 985	3 085	1 975
325 COKE,SEMI-COKE,RET.CARBON	102 648	1 897	1 159	748 TRANSMISSIONS SHAFTS ETC	5 283	4 580	2 970
334 PETROLEUM PRODUCTS	138 298	4 928	3 113	749 NON-ELECT MACH.PARTS,ETC	7 940	31 864	20 475
335 RESIDUAL PETROL.PRODUCTS	20 182	1 044	663	751 OFFICE MACHINES	62	136	87
421 FIXED VEG.FAT,OILS, SOFT	1 030	629	398	752 AUTOMATC.DATA PROC.EQUIP	289	2 587	1 686
431 ANIMAL,VEG.FATS,OILS,NES	1 872	101	63	759 PARTS, FOR OFFICE MACHINS	662	6 771	4 375
511 HYDROCARBONS,NES,DERIVTS	61 041	3 640	2 290	761 TELEVISION RECEIVERS ETC	3 702	7 336	4 730
512 ALCOHOL,PHENOL,ETC.DERIV	1 465	153	97	762 RADIO-BROADCAST RECEIVER	21 469	319 184	204 739
513 CARBOXYLIC ACIDS,DERIVTS	3 105	1 791	1 148	763 SOUND RECORDER,PHONOGRPH	4 619	18 842	12 053
514 NITROGEN-FUNCT.COMPOUNDS	963	360	226	764 TELECOMM.EQUIP.PARTS NES	15 446	115 689	74 495
515 ORGANIC-INORGANIC COMPONS	91	334	210	771 ELECT POWER MACHNRY,PARTS	6 033	9 084	5 863
516 OTHER ORGANIC CHEMICALS	390	292	192	772 ELECT.SWITCH,RELAY,CIRCUIT	17 792	106 797	68 555
522 INORGANIC CHEM.ELEMENTS	430	52	34	773 ELECTR.DISTRIBT.EQPT NES	108 963	388 177	248 273
523 METAL.SALTS,INORGAN.ACID	801	91	58	774 ELECTRO-MEDCL,XRAY EQUIP	138	361	235
531 SYNTH.COLOURS,LAKES,ETC.	212	222	148	775 DOM.ELEC,NON-ELEC.EQUIPT	17 312	23 991	15 267
533 PIGMENTS, PAINTS,ETC.	382	304	190	776 TRANSISTORS,VALVES,ETC.	3 226	78 834	50 485
541 MEDICINES,ETC.EXC.GRPS42	4 545	12 750	8 230	778 ELECTRIC.MACH.APPART,NES	60 616	72 719	46 357
542 MEDICAMENTS	764	11 102	7 128	781 PASS.MOTOR VEHCLS.EX.BUS	103 852	192 811	125 310
551 ESSNTL.OIL,PERFUME,FLAVR	38	47	31	782 GOODS,SPCL TRANSPORT VEH	186	343	231
553 PERFUMERY,COSMETICS,ETC.	286	400	255	783 ROAD MOTOR VEHICLES NES	3 000	5 326	3 359
554 SOAP,CLEANERS,POLISH,ETC	1 315	327	209	784 PARTS,TRACTORS,MOTOR VEH	48 854	58 583	37 567
562 FERTILIZER,EXCEPT GRP272	923 269	17 963	11 251	785 CYCLES,MOTORCYCLES ETC.	2 216	2 570	1 648
571 POLYMERS OF ETHYLENE	141 275	25 622	16 692	786 TRAILERS,SEMI-TRAILER,ETC	698	535	342
572 POLYMERS OF STYRENE	454	146	92	791 RAILWAY VEHICLES.EQUIPNT	489	149	94
574 POLYACETAL,POLYCARBONATE	864	281	181	792 AIRCRAFT,ASSOCTD.EQUIPNT	123	1 886	1 220
575 OTH.PLASTIC,PRIMARY FORM	4 303	1 104	704	793 SHIP,BOAT,FLOAT,STRUCTRS	237	208	131
579 PLASTIC WASTE, SCRAP ETC	318	71	44	812 PLUMBING,SANITRY,EQPT,ETC	66 837	20 594	13 054
581 PLASTIC TUBE,PIPE,HOSE	734	512	331	813 LIGHTING FIXTURES ETC,NES	7 203	6 715	4 280
582 PLASTIC PLATE,SHEETS,ETC	6 314	4 029	2 586	821 FURNITURE,CUSHIONS,ETC.	95 503	54 079	34 679
583 MONOFILAMENT OF PLASTICS	6 307	2 164	1 385	831 TRUNK,SUITCASES,BAG,ETC	269	574	363
591 INSECTICIDES, ETC.	80	303	187	841 MENS,BOYS CLOTHING,X-KNIT	41 973	281 024	181 056
592 STARCHES,INULIN,ETC.	315	320	217	842 WOMEN,GIRL CLOTHING,XKNIT	45 252	389 274	249 575
593 EXPLOSIVES,PYROTECHNICS	154	96	58	843 MENS,BOYS CLOTHING,KNIT	20 757	89 283	57 325
597 PREPRED ADDITIVES,LIQUIDS	184	101	62	844 WOMEN,GIRLS CLOTHING,KNIT	38 595	163 992	105 169
598 MISC.CHEMICAL PRODOTS,NES	156 482	26 247	16 705	845 OTHR.TEXTILE APPAREL,NES	135 020	601 025	385 674
611 LEATHER	3 791	7 918	5 027	846 CLOTHING ACCESSRS,FABRIC	60 528	127 481	81 386
612 MANUFACT. LEATHER ETC.NES	117	335	209	848 CLOTHING,NONTXTL;HEADGEAR	1 398	5 936	3 838
613 FURSKINS,TANNED,DRESSED	128	872	557	851 FOOTWEAR	203 469	806 573	517 578
621 MATERIALS OF RUBBER	4 128	2 421	1 542	871 OPTICAL INSTRUMENTS,NES	538	19 490	12 466
625 RUBBER TYRES,TUBES,ETC.	843	570	366	872 MEDICAL INSTRUMENTS NES	5 176	16 032	10 233
629 ARTICLES OF RUBBER, NES	2 791	2 005	1 283	873 METERS,COUNTERS,NES	932	9 203	5 889
633 CORK MANUFACTURES	153 605	159 203	101 849	874 MEASURE,CONTROL INSTRMNT	1 939	8 030	5 144
634 VENEERS, PLYWOOD, ETC.	35 385	4 738	3 015	881 PHOTOGRAPH APPAR,ETC,NES	9 572	32 396	20 649
635 WOOD MANUFACTURES, NES	44 282	16 468	10 554	882 PHOTO.CINEMATOGRPH.SUPPL	28	284	178
641 PAPER AND PAPERBOARD	354 908	39 606	25 481	884 OPTICAL GOODS NES	578	11 121	7 110
642 PAPER,PAPERBOARD,CUT ETC	22 143	13 689	8 726	885 WATCHES AND CLOCKS	111	1 026	653
651 TEXTILE YARN	40 038	50 036	31 968	891 ARMS AND AMMUNITION	125	471	298
652 COTTON FABRICS, WOVEN	5 752	15 474	10 023	892 PRINTED MATTER	12 407	5 474	3 460
653 FABRICS,MAN-MADE FIBRES	20 957	65 003	41 803	893 ARTICLES,NES,OF PLASTICS	34 557	29 598	18 901
654 OTH.TEXTILE FABRIC,WOVEN	917	3 963	2 522	894 BABY CARRIAGE,TOYS,GAMES	3 966	8 284	5 355
655 KNIT,CROCHET,FABRIC NES	880	2 581	1 655	895 OFFICE,STATIONERY SUPPLS	1 822	1 934	1 249
656 TULLE,LACE,EMBROIDRY,ETC	11 216	12 020	7 686	896 WORKS OF ART,ANTIQUE ETC	19	2 107	1 338
657 SPECIAL YARN,XTL.FABRIC	84 582	26 071	16 623	897 GOLD,SILVERWARE,JEWEL NES	142	2 822	1 819
658 TEXTILE ARTICLES NES	99 805	164 658	106 476	898 MUSICAL INSTRUMENTS,ETC.	3 235	6 239	4 011
659 FLOOR COVERINGS, ETC.	12 755	11 812	7 557	899 MISC MANUFACTD GOODS NES	72 205	39 664	25 077
661 LIME,CEMENT,CONSTR.MATRL	3 866 689	93 747	60 219	961 COIN NONGOLD NONCURRENT	1	378	240
662 CLAY,REFRCT.CONSTR.MATRL	330 344	30 072	19 392	972 MONETARY GOLD,GOLD COINS		302	203
663 MINERAL MANUFACTURES,NES	24 735	8 449	5 373				
664 GLASS	1 645	1 178	766	EXPORTS	9 633 416	7 122 270	4 566 890
665 GLASSWARE	38 125	16 898	10 791	001 LIVE ANIMALS	18 400	8 828	5 645
666 POTTERY	197 860	89 431	57 117	011 BOVINE MEAT	1 286	907	585
671 PIG IRON,SPIEGELEISN,ETC	2 491	227	153	012 OTHER MEAT, MEAT OFFAL	7 384	2 777	1 761
673 FLAT-ROLLED IRON ETC.	7 211	608	388	017 MEAT,OFFL,PRPD,PRSD,NES	6 370	4 275	2 773
674 FLAT-ROLLED PLATED IRON	59 266	5 347	3 433	022 MILK AND CREAM	20 524	6 506	4 196
676 IRON,STL.BAR,SHAPES ETC.	135 078	6 767	4 303	024 CHEESE AND CURD	3 761	2 864	1 853
678 WIRE OF IRON OR STEEL	599	113	71	034 FISH,FRESH,CHILLED,FROZN	2 094	1 093	689
679 TUBES,PIPES,ETC.IRON,STL	17 271	8 602	5 456	037 FISH ETC.PRPD,PRSD,NES	3 787	2 609	1 731
682 COPPER	967	600	390	041 WHEAT, MESLIN, UNMILLED	614 731	27 025	17 132
684 ALUMINIUM	1 225	629	391	043 BARLEY, UNMILLED	2 975	249	162
691 METALLIC STRUCTURES NES	1 301	625	410	048 CEREAL PREPARATIONS	22 752	12 186	7 799
692 CONTAINERS,STORAGE,TRNSP	15 279	4 432	2 841	054 VEGETABLES	33 435	3 794	2 380
693 WIRE PRODUCTS EXCL.ELECT	1 352	2 152	1 354	056 VEGETABLES,PRPD,PRSD,NES	9 171	3 106	1 955
694 NAILS,SCREWS,NUTS,ETC.	8 649	2 898	7 316	057 FRUIT,NUTS EXCL.OIL NUTS	6 139	3 918	2 487
695 TOOLS	3 310	11 456	7 530	058 FRUIT,PRESERVED,PREPARED	823	362	235
696 CUTLERY	2 697	5 480	4 873	059 FRUIT,VEGETABLE JUICES	1 474	166	112
697 HOUSEHOLD EQUIPMENT,NES	5 524	7 294	4 673	061 SUGARS,MOLASSES,HONEY	678 509	75 512	49 377
699 MANUFACTS.BASE METAL,NES	73 394	40 266	25 747	062 SUGAR CONFECTIONERY	3 704	2 348	1 499
712 STEAM TURBINES	51	68	43	071 COFFEE,COFFEE SUBSTITUTE	5 140	1 985	1 271
713 INTRNL COMBUS PSTN ENGIN	2 212	2 385	1 522	072 COCOA	1 901	933	595
714 ENGINES,MOTORS NON-ELECT	79	2 933	1 905	073 CHOCOLATE,OTH.COCOA PREP	12 869	12 270	7 963
716 ROTATING ELECTRIC PLANT	1 811	6 072	3 892	075 SPICES	1 045	1 099	698
718 OTH.POWR.GENRTNG.MACHNRY	1 014	604	395	081 ANIMAL FEED STUFF	60 119	6 576	4 226
721 AGRIC.MACHINES,EX,TRACTR	6 471	3 001	1 909	091 MARGARINE AND SHORTENING	812	246	154
723 CIVIL ENGINEERING EQUIPT	712	825	515	098 EDIBLE PROD.PREPRPTS,NES	22 892	16 605	10 626
724 TEXTILE,LEATHER MACHINES	8 058	51 311	32 859	111 NON-ALCOHOL.BEVERAGE,NES	17 435	2 687	1 726
725 PAPER,PULP MILL MACHINES	393	684	425	112 ALCOHOLIC BEVERAGES	9 822	2 303	1 467
726 PRINTNG,BOOKBINDNG MACHS	890	2 883	1 808				



## 7 IMPORTS AND EXPORTS (SPECIAL TRADE) BY COUNTRIES OF PRODUCTION AND CONSUMPTION AND BY GROUPS OF THE SITC-REV. III 1992

GROUP DESCRIPTION	DT = 100 KG	1 000 DM	1 000 \$	GROUP DESCRIPTION	DT = 100 KG	1 000 DM	1 000 \$
122 TOBACCO, MANUFACTURED	180	658	424	681 SILVER, PLATINUM, ETC.	618	11 543	7 385
211 HIDES, SKINS (EX. FURS), RAW	13 044	3 322	2 107	682 COPPER	95 409	55 127	35 313
231 NATURAL RUBBER, ETC.	711	250	156	683 NICKEL	373	1 068	677
232 SYNTHETIC RUBBER, ETC.	24 484	5 998	3 840	684 ALUMINIUM	55 812	38 176	24 416
246 WOOD IN CHIPS, PARTICLES	7 883	150	95	685 LEAD	14 705	1 574	1 010
248 WOOD, SIMPLY WORKED	9 292	1 294	819	686 ZINC	8 263	2 929	1 874
251 PULP AND WASTE PAPER	5 020	403	256	687 TIN	160	156	97
263 COTTON	399	55	34	689 MISC. NON-FERR. BASE METAL	135	1 066	670
266 SYNTHETIC FIBRES	67 136	20 384	12 974	691 METALLIC STRUCTURES NES	53 698	16 180	10 370
267 OTHER MAN-MADE FIBRES	7 844	3 570	2 313	692 CONTAINERS, STORAGE, TRNSP	6 390	4 145	2 689
268 WOOL, OTHER ANIMAL HAIR	20 332	22 969	14 759	693 WIRE PRODUCTS EXCL. ELECT	27 953	15 523	9 893
269 WORN CLOTHING, TEXTL. ARTL	1 388	195	124	694 NAILS, SCREWS, NUTS, ETC.	18 328	14 112	9 036
272 FERTILIZERS, CRUDE	1 526	87	58	695 TOOLS	18 011	42 599	27 133
273 STONE, SAND AND GRAVEL	68 149	2 291	1 476	696 CUTLERY	2 487	10 930	7 067
277 NATURAL ABRASIVES, NES	342	3 165	2 039	697 HOUSEHOLD EQUIPMENT, NES	5 515	10 852	7 004
278 OTHER CRUDE MINERALS	46 657	3 116	2 012	699 MANUFACTS. BASE METAL, NES	49 275	56 026	35 920
282 FERROUS WASTE AND SCRAP	6 464	181	114	700 CPL IND PLANT (84/85/87)	7 260	61 132	39 757
285 ALUMINIUM ORE, CONCTR. ETC	6 336	716	459	711 STEAM GENER. BOILERS, ETC.	158	645	408
288 NON-FERROUS WASTE, SCRAP	1 561	337	218	712 STEAM TURBINES	1 463	10 702	6 588
291 CRUDE ANIMAL MATERIALS, NES	7 070	2 843	1 807	713 INTRNL COMBUS PSTN ENGIN	8 475	35 499	22 963
292 CRUDE VEG. MATERIALS, NES	4 076	6 231	3 992	714 ENGINES, MOTORS NON-ELECT	35	3 354	2 187
322 BRIQUETTES, LIGNITE, PEAT	67 375	1 666	1 062	716 ROTATING ELECTRIC PLANT	14 413	32 993	21 034
325 COKE, SEMI-COKE, RET. CARBN	1 326	63	40	718 OTH. POWR. GENRTNG. MACHNRY	555	3 400	2 217
334 PETROLEUM PRODUCTS	31 127	5 993	3 833	721 AGRIC. MACHINES, EX. TRACTR	6 371	6 612	4 236
335 RESIDUAL PETROL. PRODUCTS	4 676	835	532	722 TRACTORS	16 258	18 474	11 860
342 LIQUEFIED PROPANE, BUTANE	612 952	14 213	8 863	723 CIVIL ENGINEERING EQUIPT	37 493	40 975	26 219
411 ANIMAL OILS AND FATS	4 198	647	408	724 TEXTILE, LEATHER MACHINES	30 493	172 819	110 568
422 FIXED VEG. FAT, OILS, OTHER	672	133	84	725 PAPER, PULP MILL MACHINES	5 611	22 498	14 410
431 ANIMAL, VEG. FATS, OILS, NES	10 693	2 038	1 296	726 PRINTING, BOOKBINDING MACHS	10 474	51 401	33 173
511 HYDROCARBONS, NES, DERIVTS	58 400	5 671	3 631	727 FOOD-PROCESS. MCH. NON DOM	1 659	7 891	5 013
512 ALCOHOL, PHENOL, ETC. DERIV	65 527	8 758	5 613	728 OTH. MACH. PTS, SPCL INDOUST	42 473	143 272	91 741
513 CARBOXYLIC ACIDS, DERIVTS	51 257	11 214	7 182	731 METAL REMOVAL WORK TOOLS	7 450	15 907	10 309
514 NITROGEN-FUNCT. COMPOUNDS	38 304	21 177	13 531	733 MACH-TOOLS, METAL-WORKING	17 703	34 603	21 965
515 ORGANO-INORGANIC COMPNDS	13 238	34 983	22 228	735 PARTS, NES, FOR MACH-TOOLS	1 678	7 421	4 763
516 OTHER ORGANIC CHEMICALS	18 197	6 696	4 270	737 METALWORKING MACHNRY NES	2 066	15 476	10 063
522 INORGANIC CHEM. ELEMENTS	59 366	13 043	8 362	741 HEATING, COOLING EQUIP, PART	37 582	72 287	46 309
523 METAL. SALTS, INORGAN. ACID	95 870	12 345	7 868	742 PUMPS FOR LIQUIDS, PARTS	6 327	29 634	18 942
524 OTHER CHEMICAL COMPOUNDS	10 569	5 203	3 316	743 PUMPS NES, CENTRIFUGS ETC	18 079	46 637	29 893
525 RADIO-ACTIVE MATERIALS	1	281	177	744 MECHANICAL HANDLING EQUIP	28 877	40 220	25 744
531 SYNTH. COLOURS, LAKES, ETC.	50 285	94 422	60 323	745 OTH. NONELEC MCH, TOOL, NES	12 096	53 421	34 393
532 DYEING, TANNING MATERIALS	14 338	4 234	2 695	746 BALL OR ROLLER BEARINGS	3 524	12 567	8 052
533 PIGMENTS, PAINTS, ETC.	77 421	50 738	32 555	747 TAPS, COCKS, VALVES, ETC.	6 066	24 634	15 755
541 MEDICINES, ETC. EXC. GRP 542	4 354	49 561	31 542	748 TRANSMISSIONS SHAFTS ETC	4 938	15 646	10 019
542 MEDICAMENTS	10 196	68 960	44 200	749 NON-ELECT MACH. PARTS, ETC	8 969	33 811	21 793
551 ESSENT. OIL, PERFUME, FLAVR	872	2 060	1 320	751 OFFICE MACHINES	8 109	40 438	26 015
553 PERFUMERY, COSMETICS, ETC.	8 130	17 210	10 972	752 AUTOMATC. DATA PROC. EQUIP	9 458	140 966	90 205
554 SOAP, CLEANERS, POLISH, ETC	60 349	24 087	15 416	759 PARTS, FOR OFFICE MACHINES	3 294	35 438	22 540
562 FERTILIZER, EXCEPT GRP 272	262 689	6 313	3 997	761 TELEVISION RECEIVERS ETC	22 438	55 895	35 941
571 POLYMERS OF ETHYLENE	78 396	13 154	8 409	762 RADIO-BROADCAST RECEIVER	6 187	39 475	25 351
572 POLYMERS OF STYRENE	49 996	12 408	7 958	763 SOUND RECORDER, PHONOGRPH	6 300	45 389	29 139
573 POLYMERS, VINYL CHLORIDE	33 955	8 342	5 344	764 TELECOMM. EQUIP. PARTS NES	31 111	422 078	271 626
574 POLYACETAL, POLYCARBONATE	52 701	24 093	15 377	771 ELECT. POWER MACHNRY, PARTS	24 291	44 955	28 692
575 OTH. PLASTIC, PRIMARY FORM	144 026	64 223	41 155	772 ELECT. SWITCH, RELAY, CIRCUIT	34 493	196 563	125 859
579 PLASTIC WASTE, SCRAP ETC	13 601	1 050	675	773 ELECTR. DISTRIB. EQPT NES	48 771	87 759	56 221
581 PLASTIC TUBE, PIPE, HOSE	12 072	18 750	12 032	774 ELECTRO-MEDCL. XRAY EQUIP	664	17 653	11 318
582 PLASTIC PLATE, SHEETS, ETC	66 087	59 485	38 154	775 DOM. ELEC. NON-ELEC. EQUIPT	65 837	84 239	53 992
583 MONOFILAMENT OF PLASTICS	7 119	4 736	3 061	776 TRANSISTORS, VALVES, ETC.	5 338	100 775	64 219
591 INSECTICIDES, ETC.	14 185	17 218	10 828	778 ELECTRIC. MACH. APPART. NES	44 544	126 160	80 774
592 STARCHES, INULIN, ETC.	32 073	12 174	7 838	781 PASS. MOTOR VEHCLS. EX. BUS	544 197	869 976	558 762
593 EXPLOSIVES, PYROTECHNICS	196	1 174	757	782 GOODS, SPCL TRANSPORT VEH	89 557	111 841	72 143
597 PREP. ADDITIVES, LIQUIDS	35 213	11 248	7 186	783 ROAD MOTOR VEHICLES NES	15 884	16 416	10 787
598 MISC. CHEMICAL PRODS. NES	166 116	71 145	45 496	784 PARTS, TRACTORS, MOTOR VEH	60 872	124 528	79 775
600 CPL IND PLANT CHAP 69-76	3 066	2 226	1 423	785 CYCLES, MOTORCYCLES ETC.	841	3 170	2 021
611 LEATHER	42 380	134 274	86 081	786 TRAILERS, SEMI-TRAILR, ETC	12 674	9 846	6 309
612 MANUFACT. LEATHER ETC. NES	318	1 007	642	791 RAILWAY VEHICLES, EQUIPNT	5 132	11 774	7 597
613 FURSKINS, TANNED, DRESSED	993	6 636	4 216	792 AIRCRAFT, ASSCOTD. EQUIPNT	134	5 261	3 391
621 MATERIALS OF RUBBER	9 269	7 987	5 131	793 SHIP, BOAT, FLOAT. STRUCTRS	9 194	17 363	10 830
625 RUBBER TYRES, TUBES, ETC.	41 711	31 124	20 031	800 CPL IND PLANT CHAP 90/94	74	313	189
629 ARTICLES OF RUBBER, NES	6 664	18 256	11 681	811 PREFABRICATED BUILDINGS	1 425	2 532	1 685
633 CORK MANUFACTURES	1 175	2 068	1 327	812 PLUMBING, SANITRY, EQPT. ETC	1 012	1 498	959
634 VENEERS, PLYWOOD, ETC.	21 861	6 842	4 404	813 LIGHTNG. FIXTURES ETC. NES	5 841	15 231	9 780
635 WOOD MANUFACTURES, NES	12 654	4 841	3 115	821 FURNITURE, CUSHIONS, ETC.	34 229	35 253	22 501
641 PAPER AND PAPERBOARD	223 288	52 624	33 750	831 TRUNK, SUITCASES, BAG, ETC	1 198	3 787	2 426
642 PAPER, PAPERBOARD, CUT ETC	72 236	23 491	15 005	841 MENS, BOYS CLOTHNG, X-KNIT	5 376	21 202	13 657
651 TEXTILE YARN	108 573	110 610	70 586	842 WOMEN, GIRL CLOTHNG, X-KNIT	1 564	24 305	15 738
652 COTTON FABRICS, WOVEN	45 869	94 262	60 120	843 MENS, BOYS CLOTHNG, KNIT	1 119	2 397	1 528
653 FABRICS, MAN-MADE FIBRES	56 925	225 416	143 961	844 WOMEN, GIRLS CLOTHNG, KNIT	5 222	12 263	7 863
654 OTH. TEXTILE FABRIC, WOVEN	12 438	69 630	44 603	845 OTHR. TEXTILE APPAREL, NES	5 251	28 321	18 205
655 KNIT. CROCHET. FABRIC NES	13 407	44 120	28 195	846 CLOTHING ACCESSRS, FABRIC	21 243	49 368	31 629
656 TULLE, LACE, EMBROIDRY, ETC	2 914	17 724	11 304	848 CLOTHING, NONTEXTL; HEADGEAR	3 328	9 445	6 104
657 SPECIAL YARN, TEXTL. FABRIC	25 596	59 152	37 795	851 FOOTWEAR	27 274	64 626	41 276
658 TEXTILE ARTICLES NES	1 709	6 458	4 114	871 OPTICAL INSTRUMENTS, NES	574	13 798	8 847
659 FLOOR COVERINGS, ETC.	6 907	11 394	7 261	872 MEDICAL INSTRUMENTS NES	5 907	31 694	20 275
661 LIME, CEMENT, CONSTR. MATRL	746	210	140	873 METERS, COUNTERS, NES	1 835	12 766	8 212
662 CLAY, REFRCT. CONSTR. MATRL	45 469	8 215	5 328	874 MEASURE, CONTROL INSTRMNT	6 438	95 873	61 506
663 MINERAL MANUFACTURES, NES	30 066	22 258	14 259	881 PHOTOGRAPH APPAR. ETC. NES	2 470	27 953	17 963
664 GLASS	44 137	13 416	8 627	882 PHOTO. CINEMATOGRPH. SUPPL	13 527	19 435	12 513
665 GLASSWARE	11 179	10 075	6 467	883 CINE. FILM EXPOS. DEVELPD	2	51	33
666 POTTERY	4 088	3 850	2 480	884 OPTICAL GOODS NES	438	15 775	10 090
667 PEARLS, PRECIOUS STONES	-	-	-	885 WATCHES AND CLOCKS	739	11 222	7 243
671 PIG IRON, SPIEGELEISN, ETC	20 922	1 630	1 044	891 ARMS AND AMMUNITION	766	3 548	2 274
672 INGOTS ETC. IRON OR STEEL	1 101	89	58	892 PRINTED MATTER	28 870	36 062	23 189
673 FLAT-ROLLED IRON ETC.	1 902 385	119 844	77 286	893 ARTICLES, NES, OF PLASTICS	50 800	59 178	37 951
674 FLAT-ROLLED PLATED IRON	208 798	23 275	14 940	894 BABY CARRIAGE, TOYS, GAMES	8 089	14 625	9 413
675 FLAT-ROLLED, ALLOY STEEL	79 998	26 947	17 253	895 OFFICE, STATIONERY SUPPLS	4 253	18 364	11 770
676 IRON, STL. BAR, SHAPES ETC.	171 557	23 407	14 901	896 WORKS OF ART, ANTIQUE ETC	15	926	601
677 RAILWAY TRACK IRON, STEEL	998	640	408	897 GOLD, SILVERWARE, JEWEL NES	47	4 012	2 573
678 WIRE OF IRON OR STEEL	19 117	7 522	4 812	898 MUSICAL INSTRUMENTS, ETC.	11 827	37 997	24 380
679 TUBES, PIPES, ETC. IRON, STL	142 119	32 426	20 710	899 MISC MANUFCTRD GOODS NES	15 919	45 049	28 829



## 7 IMPORTS AND EXPORTS (SPECIAL TRADE) BY COUNTRIES OF PRODUCTION AND CONSUMPTION AND BY GROUPS OF THE SITC-REV. III 1992

GROUP DESCRIPTION	DT = 100 KG	1 000 DM	1 000 \$	GROUP DESCRIPTION	DT = 100 KG	1 000 DM	1 000 \$
941 COMPL IND PLANT CHAPT 99	1 271	7 920	5 147	583 MONOFILAMENT OF PLASTICS	16 529	7 608	4 886
971 GOLD, NONMONTARY EXCL ORES	92	156 352	100 732	591 INSECTICIDES, ETC.	3 603	3 998	2 537
972 MONETARY GOLD, GOLD COINS		88	55	592 STARCHES, INULIN, ETC.	13 282	7 253	4 648
SPAIN				593 EXPLOSIVES, PYROTECHNICS	165	351	223
IMPORTS	50 750 846	17 087 561	10 912 605	597 PREPRED ADDITIVES, LIQUIDS	5 125	1 603	1 026
001 LIVE ANIMALS	1 505	1 326	856	598 MISC. CHEMICAL PRODS. NES	147 218	33 432	21 414
011 BOVINE MEAT	43 115	22 666	14 708	611 LEATHER	3 511	19 719	12 622
012 OTHER MEAT, MEAT OFFAL	59 914	24 983	15 879	612 MANUFACT. LEATHER ETC. NES	331	2 717	1 740
016 MEAT, ED. OFFL, DRY, SLT, SMK	3 067	5 637	3 638	613 FURSKINS, TANNED, DRESSED	1 286	17 744	11 399
017 MEAT, OFFL, PRPD, PRSVD, NES	3 249	4 138	2 667	621 MATERIALS OF RUBBER	63 043	34 969	22 424
022 MILK AND CREAM	30 019	15 154	9 607	625 RUBBER TYRES, TUBES, ETC.	331 897	250 269	159 373
024 CHEESE AND CURD	3 369	3 785	2 416	629 ARTICLES OF RUBBER, NES	49 153	61 642	39 409
025 EGGS, BIRDS, YOLKS, ALBUMIN	1 373	535	329	633 CORK MANUFACTURES	16 529	18 844	12 028
034 FISH, FRESH, CHILLED, FROZEN	13 666	7 879	5 045	634 VENEERS, PLYWOOD, ETC.	88 323	10 654	6 816
035 FISH, DRIED, SALTED, SMOKED	1 825	2 163	1 377	635 WOOD MANUFACTURES, NES	47 446	18 799	12 093
036 CRUSTACEANS, MOLLUSCS ETC	31 140	13 929	8 954	641 PAPER AND PAPERBOARD	408 057	76 273	48 768
037 FISH ETC. PREPRED, PRSVD, NES	41 384	25 651	16 454	642 PAPER, PAPERBOARD, CUT ETC	70 653	23 485	15 028
041 WHEAT, MESLIN, UNMILLED	141 066	6 880	4 514	651 TEXTILE YARN	164 398	111 533	71 516
042 RICE	484 132	62 793	40 002	652 COTTON FABRICS, WOVEN	9 162	25 949	16 534
044 MAIZE UNMILLED	72 854	3 856	2 416	653 FABRICS, MAN-MADE FIBRES	23 751	54 378	34 742
048 CEREAL PREPARATIONS	16 441	4 267	2 724	654 OTH. TEXTILE FABRIC, WOVEN	9 049	14 245	9 099
054 VEGETABLES	4 266 509	652 691	408 355	655 KNIT, CROCHET FABRIC NES	4 275	14 459	9 178
056 VEGETABLES, PRPD, PRSVD, NES	217 781	91 877	58 671	656 TULLE, LACE, EMBROIDERY, ETC	1 407	3 786	2 416
057 FRUIT, NUTS EXCL. OIL NUTS	11 142 205	1 361 190	858 429	657 SPECIAL YARN, TXTL. FABRIC	34 841	36 973	23 718
058 FRUIT, PRESERVED, PREPARED	735 625	160 105	101 558	658 TEXTILE ARTICLES NES	7 134	13 642	8 722
059 FRUIT, VEGETABLE JUICES	186 133	34 418	22 084	659 FLOOR COVERINGS, ETC.	3 382	6 286	4 096
061 SUGARS, MOLASSES, HONEY	14 329	4 234	2 671	661 LIME, CEMENT, CONSTR. MATL	1 529 601	133 967	85 557
062 SUGAR CONFECTIONERY	17 733	13 010	8 334	662 CLAY, REFRCT. CONSTR. MATL	1 188 028	132 725	85 243
071 COFFEE, COFFEE SUBSTITUTE	1 226	470	297	663 MINERAL MANUFACTURES, NES	108 179	39 238	25 124
072 COCOA	24 368	13 661	8 678	664 GLASS	124 921	51 655	32 945
073 CHOCOLATE, OTH. COCOA PREP	554	468	301	665 GLASSWARE	106 572	21 920	14 113
075 SPICES	24 179	9 475	6 050	666 POTTERY	16 262	11 168	7 155
081 ANIMAL FEED STUFF	23 901	4 973	3 156	667 PEARLS, PRECIOUS STONES	35 275	2 995	1 893
098 EDIBLE PROD. PREPRTNS, NES	34 383	12 130	7 809	671 PIG IRON, SPIEGELEISEN, ETC	312 153	12 239	8 299
111 NON-ALCOHOL. BEVERAGE, NES	1 753	200	128	672 INGOTS ETC. IRON OR STEEL	657 689	46 664	29 452
112 ALCOHOLIC BEVERAGES	1 874 411	318 628	203 783	674 FLAT-ROLLED PLATED IRON	150 747	15 237	9 652
121 TOBACCO, UNMANUFACTURED	13 776	5 875	3 783	675 FLAT-ROLLED, ALLOY STEEL	367 654	111 542	71 557
211 HIDES, SKINS (EX. FURS), RAW	5 854	838	536	676 IRON, STL. BAR, SHAPES ETC.	3 221 414	225 601	144 139
212 FURSKINS, RAW	2	47	61	677 RAILWAY TRACK IRON, STEEL	46 564	6 558	4 233
222 OILSEED (SFT. FIX VEG. OIL)	590	94	61	678 WIRE OF IRON OR STEEL	333 800	81 004	51 750
223 OILSEED (OTH. FIX VEG. OIL)	1 141	149	95	679 TUBES, RIPES, ETC. IRON, STL	96	1 795	1 129
231 NATURAL RUBBER, ETC.	1 300	690	442	681 SILVER, PLATINUM, ETC.	109 783	64 677	41 499
232 SYNTHETIC RUBBER, ETC.	68 969	17 969	11 539	682 COPPER	22	164	104
244 CORK, NATURAL, RAW; WASTE	2 746	501	317	683 NICKEL	519 169	140 617	89 991
245 FUEL WOOD, WOOD CHARCOAL	32 703	2 370	1 528	684 ALUMINIUM	303 188	62 311	39 610
248 WOOD, SIMPLY WORKED	8 046	1 980	1 241	686 ZINC	201	191	116
251 PULP AND WASTE PAPER				687 TIN	139	119	75
263 COTTON	23 958	5 757	3 686	689 MISC. NON-FERR. BASE METAL	38 257	14 227	9 219
265 VEGETABLE TEXTILE FIBRES	777	170	108	691 METALLIC STRUCTURES NES	18 209	10 269	6 662
266 SYNTHETIC FIBRES	18 264	6 330	4 032	692 CONTAINERS, STORAGE, TRNSP	29 207	16 784	10 671
267 OTHER MAN-MADE FIBRES	655	196	128	693 WIRE PRODUCTS EXCL. ELECT	90 155	38 975	25 003
268 WOOL, OTHER ANIMAL HAIR	3 604	2 930	1 848	694 NAILS, SCREWS, NUTS, ETC.	29 547	80 284	51 699
269 WORN CLOTHING, TEXTL. ARTL	353	117	74	695 TOOLS	5 414	19 522	12 485
273 STONE, SAND AND GRAVEL	178 484	6 911	4 501	696 CUTLERY	32 252	57 295	36 252
277 NATURAL ABRASIVES, NES	9 531	432	277	697 HOUSEHOLD EQUIPMENT, NES	185 282	123 679	79 260
278 OTHER CRUDE MINERALS	2 085 328	45 995	29 420	699 MANUFACT. BASE METAL, NES	8 464	2 626	1 725
282 FERROUS WASTE AND SCRAP	22 440	2 054	1 294	711 STEAM GENER. BOILERS, ETC.	35	134	85
285 ALUMINIUM ORE, CONCTR. ETC	705 994	24 495	16 056	712 STEAM TURBINES	303 731	460 265	293 770
287 ORE, CONCENTR. BASE METALS	57 320	794	493	713 INTRNL COMBUS PSTN ENGIN	90	3 088	2 025
288 NON-FERROUS WASTE, SCRAP	108 816	24 148	15 501	714 ENGINES, MOTORS NON-ELECT	95 603	148 341	94 722
289 PREC. METAL ORES, CONCENTRS	385	5 673	3 551	716 ROTATING ELECTRIC PLANT	2 788	2 659	1 701
291 CRUDE ANIMAL MATERIALS, NES	9 168	3 766	2 429	718 OTH. POWR. GENERTRNG. MACHNRY	4 080	6 389	4 112
292 CRUDE VEG. MATERIALS, NES	63 991	43 168	27 326	721 AGRIC. MACHINES, EX. TRACTR	2 139	3 237	2 074
325 COKE, SEMI-COKE, RET. CARBN	15 708	720	468	722 TRACTORS	41 474	27 835	17 703
334 PETROLEUM PRODUCTS	1 740 014	45 768	29 551	723 CIVIL ENGINEERING EQUIPT	12 979	18 390	11 682
335 RESIDUAL PETROL. PRODUCTS	291 612	7 773	5 038	724 TEXTILE, LEATHER MACHINES	6 750	20 263	12 728
411 ANIMAL OILS AND FATS	93 626	9 967	6 486	725 PAPER, PULP MILL MACHINES	8 034	19 527	12 414
421 FIXED VEG. FAT, OILS, SOFT	50 553	8 130	5 211	726 PRINTING, BOOKBINDING MACHS	3 078	6 358	4 054
422 FIXED VEG. FAT, OILS, OTHER	305	226	146	727 FOOD-PROCESS. MCH. NON DOM	22 486	47 007	30 156
431 ANIMAL, VEG. FATS, OILS, NES	12 147	588	371	731 METAL REMOVAL WORK TOOLS	28 402	63 675	40 523
511 HYDROCARBONS, NES, DERIVTS	1 112 218	80 234	51 574	733 MACH-TOOLS, METAL-WORKING	20 484	34 997	22 524
512 ALCOHOL, PHENOL, ETC. DERIV	128 388	33 041	21 200	735 PARTS, NES, FOR MACH-TOOLS	32 914	50 593	32 236
513 CARBOXYLIC ACIDS, DERIVTS	205 362	39 867	25 489	737 METALWORKING MACHNRY NES	12 352	19 949	12 599
514 NITROGEN-FUNCT. COMPOUNDS	51 461	42 195	26 937	741 HEATING, COOLING EQUIP, PART	25 984	33 439	21 465
515 ORGANO-INORGANIC COMPNDS	33 146	44 195	28 248	742 PUMPS FOR LIQUIDS, PARTS	38 454	44 242	28 363
516 OTHER ORGANIC CHEMICALS	37 554	13 229	8 451	743 PUMPS NES, CENTRIFUGS ETC	99 190	184 112	117 302
522 INORGANIC CHEM. ELEMENTS	180 710	12 451	7 971	744 MECHANICAL HANDLING EQUIP	63 218	74 238	47 640
523 METAL. SALTS, INORGAN. ACID	308 169	12 811	8 195	745 OTH. NONELEC MCH, TOOL, NES	11 726	29 787	19 004
524 OTHER CHEMICAL COMPOUNDS	60 688	7 563	4 879	746 BALL OR ROLLER BEARINGS	68 519	78 476	50 336
531 SYNTH. COLOURS, LAKES, ETC.	33 020	21 747	13 913	747 TAPS, COCKS, VALVES, ETC.	35 155	58 202	37 338
532 DYEING, TANNING MATERIALS	7 206	6 215	3 984	748 TRANSMISSIONS SHAFTS ETC	81 848	57 591	36 764
533 PIGMENTS, PAINTS, ETC.	112 312	60 691	38 873	749 NON-ELECT MACH. PARTS, ETC	15 718	36 298	23 204
541 MEDICINES, ETC. EXC. GRP542	7 852	48 656	31 152	751 OFFICE MACHINES	1 014	3 356	2 154
542 MEDICAMENTS	44 125	131 510	85 058	752 AUTOMATC. DATA PROC. EQUIP	19 131	466 353	298 492
551 ESSNTL. OIL, PERFUME, FLAVR	4 341	7 446	4 784	759 PARTS, FOR OFFICE MACHINES	59 957	157 903	101 444
553 PERFUMERY, COSMETICS, ETC.	10 593	18 411	11 870	761 TELEVISION RECEIVERS ETC	649	2 394	1 536
554 SOAP, CLEANERS, POLISH, ETC	92 856	26 498	16 987	762 RADIO-BROADCAST RECEIVER	3 926	18 940	12 339
562 FERTILIZER, EXCEPT GRP272	3 128 837	59 040	37 552	763 SOUND RECORDER, PHONOGRPH	21 974	86 868	55 674
571 POLYMERS OF ETHYLENE	308 913	47 659	30 467	764 TELECOMM. EQUIP. PARTS NES	18 462	47 762	30 575
572 POLYMERS OF STYRENE	62 938	17 685	11 392	771 ELECT POWER MACHNRY, PARTS	32 603	165 628	106 304
573 POLYMERS, VINYL CHLORIDE	13 784	2 014	1 278	772 ELECT. SWITCH, RELAY, CIRCUIT	68 382	135 636	86 821
574 POLYACETAL, POLYCARBONATE	130 995	36 486	23 271	773 ELECTR DISTRIB. EQPT NES	471	4 291	2 729
575 OTH. PLASTIC, PRIMARY FORM	475 241	97 355	62 338	774 ELECTRO-MEDCL. XRAY EQUIP	174 707	213 829	137 952
579 PLASTIC WASTE, SCRAP ETC	3 376	633	399	775 DOM. ELEC. NON-ELEC. EQUIPT	1 360	23 536	15 100
581 PLASTIC TUBE, PIPE, HOSE	5 792	10 233	6 585	776 TRANSISTORS, VALVES, ETC.	214 860	415 184	265 779
582 PLASTIC PLATE, SHEETS, ETC	84 812	46 620	29 914	778 ELECTRIC MACH. APPART. NES	2 352 600	3 803 497	2 432 094



## 7 IMPORTS AND EXPORTS (SPECIAL TRADE) BY COUNTRIES OF PRODUCTION AND CONSUMPTION AND BY GROUPS OF THE SITC-REV. III 1992

GROUP DESCRIPTION	DT = 100 KG	1 000 DM	1 000 \$	GROUP DESCRIPTION	DT = 100 KG	1 000 DM	1 000 \$
782 GOODS, SPCL. TRANSPORT VEH	193 600	279 306	177 561	277 NATURAL ABRASIVES, NES	1 064	1 154	737
783 ROAD MOTOR VEHICLES NES	6 583	16 050	10 307	278 OTHER CRUDE MINERALS	899 486	20 121	12 826
784 PARTS, TRACTORS, MOTOR VEH	1 545 725	1 456 425	931 986	282 FERROUS WASTE AND SCRAP	5 727 888	79 420	51 207
785 CYCLES, MOTORCYCLES ETC.	6 968	18 208	11 519	285 ALUMINIUM ORE, CONCTR. ETC	67 842	8 500	5 428
786 TRAILERS, SEMI-TRAILER, ETC	20 155	16 138	10 219	287 ORE, CONCENTR. BASE METALS	23 113	1 370	870
791 RAILWAY VEHICLES, EQUIPNT	8 821	9 140	5 839	288 NON-FERROUS WASTE, SCRAP	114 169	9 111	5 843
792 AIRCRAFT, ASSCOTO. EQUIPNT	1 256	29 367	18 851	291 CRUDE ANIMAL MATERLS. NES	28 130	13 957	8 925
793 SHIP, BOAT, FLOAT, STRUCTRS	50 465	3 184	2 019	292 CRUDE VEG. MATERIALS, NES	27 126	35 323	22 391
811 PREFABRICATED BUILDINGS	1 620	313	205	321 COAL, NOT AGGLOMERATED	679 362	8 068	5 110
812 PLUMBING, SANITRY, EQPT. ETC	12 958	4 906	3 126	322 BRIQUETTES, LIGNITE, PEAT	710 108	16 485	10 547
813 LIGHTING FIXTURES ETC. NES	14 000	34 944	22 363	325 COKE, SEMI-COKE, RET. CARBN	5 605	369	238
821 FURNITURE, CUSHIONS, ETC.	101 351	111 234	71 121	334 PETROLEUM PRODUCTS	686 843	32 860	20 708
831 TRUNK, SUITCASES, BAG, ETC	6 788	6 271	4 002	335 RESIDUAL PETROL. PRODUCTS	94 058	7 263	4 654
841 MENS, BOYS CLOTHING, K-KNIT	3 210	16 112	10 267	411 ANIMAL OILS AND FATS	70 430	7 370	4 754
842 WOMEN, GIRL CLOTHING, K-KNIT	1 600	16 868	10 636	421 FIXED VEG. FAT, OILS, SOFT	1 857	468	295
843 MENS, BOYS CLOTHING, KNIT	450	2 182	1 396	422 FIXED VEG. FAT, OILS, OTHER	2 652	639	414
844 WOMEN, GIRLS CLOTHING, KNIT	837	6 212	3 980	431 ANIMAL, VEG. FATS, OILS, NES	91 585	11 009	7 038
845 OTHR. TEXTILE APPAREL, NES	2 614	18 911	12 000	511 HYDROCARBONS, NES, DERIVTS	408 359	51 066	32 804
846 CLOTHING ACCESSRS, FABRIC	782	3 272	2 074	512 ALCOHOL, PHENOL, ETC. DERIV	452 658	80 685	51 589
848 CLOTHING, NONTXLT, HEADGEAR	2 711	10 539	6 765	513 CARBOXYLIC ACIDS, DERIVTS	449 445	124 434	79 451
851 FOOTWEAR	148 324	493 202	315 925	514 NITROGEN-FUNCT. COMPOUNDS	216 276	159 011	101 419
871 OPTICAL INSTRUMENTS, NES	54	2 378	1 531	515 ORGANO-INORGANIC COMPNDS	77 636	181 937	116 545
872 MEDICAL INSTRUMENTS NES	6 975	18 413	11 820	516 OTHER ORGANIC CHEMICALS	171 858	66 765	42 515
873 METERS, COUNTERS, NES	2 529	6 540	4 161	522 INORGANIC CHEM. ELEMENTS	562 934	72 011	46 135
874 MEASURE, CONTROL INSTRMNT	12 258	124 090	79 447	523 METAL. SALTS, INORGAN. ACID	373 806	44 772	28 588
881 PHOTOGRAPH APPAR. ETC. NES	564	2 590	1 663	524 OTHER CHEMICAL COMPOUNDS	53 496	15 255	9 709
882 PHOTO. CINEMATOGPH. SUPPL	6 783	19 489	12 507	525 RADIO-ACTIVE MATERIALS	25	4 293	2 738
883 CINE. FILM EXPOS. DEVELOPO	99	1 345	891	531 SYNTH. COLOURS, LAKES, ETC.	59 114	116 567	74 500
884 OPTICAL GOODS NES	206	3 506	2 248	532 DYEING, TANNING MATERIALS	24 388	5 949	3 814
885 WATCHES AND CLOCKS	198	7 074	4 626	533 PIGMENTS, PAINTS, ETC.	314 462	188 167	120 379
891 ARMS AND AMMUNITION	3 596	9 387	5 989	541 MEDICINES, ETC. EXC. GRP542	25 844	313 993	200 565
892 PRINTED MATTER	122 895	60 686	38 875	542 MEDICAMENTS	22 455	164 222	104 719
893 ARTICLES, NES, OF PLASTICS	58 870	61 368	39 299	551 ESSNTL. OIL, PERFUME, FLAVR	18 987	48 510	31 057
894 BABY CARRIAGE, TOYS, GAMES	20 026	40 795	26 229	553 PERFUMERY, COSMETICS, ETC.	52 338	81 055	51 819
895 OFFICE, STATIONERY SUPPLS	13 244	13 644	8 731	554 SOAP, CLEANERS, POLISH, ETC	183 767	62 406	39 927
896 WORKS OF ART, ANTIQUE ETC	227	11 083	7 364	562 FERTILIZER, EXCEPT GRP272	1 918 388	41 876	26 550
897 GOLD, SILVERWARE, JEWEL NES	143	13 997	8 994	571 POLYMERS OF ETHYLENE	315 824	48 511	31 102
898 MUSICAL INSTRUMENTS, ETC.	4 364	20 397	13 115	572 POLYMERS OF STYRENE	239 873	46 899	29 934
899 MISC MANUFCTRD GOODS NES	6 961	19 209	12 264	573 POLYMERS, VINYL CHLORIDE	136 225	31 936	20 416
961 COIN NONGOLD NONCURRENT	84	11 441	7 305	574 POLYACETAL, POLYCARBONATE	245 906	101 232	64 741
971 GOLD, NONMONTY EXCL DRES	4	4 209	2 806	575 OTH. PLASTIC, PRIMARY FORM	686 876	316 242	202 175
972 MONETARY GOLD, GOLD COINS		1 484	939	579 PLASTIC WASTE, SCRAP ETC	38 534	1 787	1 152
EXPORTS	44 105 484	27 424 611	17 550 497	581 PLASTIC TUBE, PIPE, HOSE	24 956	32 822	21 029
001 LIVE ANIMALS	104 937	49 688	31 793	582 PLASTIC PLATE, SHEETS, ETC	342 657	251 302	160 554
011 BOVINE MEAT	10 680	9 433	6 061	583 MONOFILAMENT OF PLASTICS	103 229	64 219	41 087
012 OTHER MEAT, MEAT OFFAL	35 660	24 054	15 414	591 INSECTICIDES, ETC.	63 230	71 927	45 891
016 MEAT, ED. OFFL, DRY, SLT, SMK	229	274	180	592 STARCHES, INULIN, ETC.	136 524	41 855	26 819
017 MEAT, OFFL, PRPD, PRSVD, NES	26 802	23 806	15 335	593 EXPLOSIVES, PYROTECHNICS	2 938	2 109	1 361
022 MILK AND CREAM	203 200	54 956	35 134	597 PREPRD ADDITIVES, LIQUIDS	80 848	29 238	18 705
023 BUTTER, OTHER FAT OF MILK	1 353	846	567	598 MISC. CHEMICAL PRODS. NES	654 026	332 392	213 344
024 CHEESE AND CURD	36 236	29 319	18 919	600 CPL IND PLANT CHAP 69-76	3 229	2 763	1 811
025 EGGS, BIRDS, YOLKS, ALBUMIN	12 250	3 898	2 479	611 LEATHER	37 792	26 251	16 886
034 FISH, FRESH, CHILLED, FROZEN	2 679	1 717	1 082	612 MANUFACT. LEATHER ETC. NES	403	1 635	1 059
035 FISH, DRIED, SALTED, SMOKED	48	184	117	613 FURSKINS, TANNED, DRESSED	202	5 762	3 675
036 CRUSTACEANS, MOLLUSCS ETC	654	852	550	621 MATERIALS OF RUBBER	74 379	91 543	58 668
037 FISH ETC. PREPRD, PRSVD, NES	14 476	10 623	6 832	625 RUBBER TYRES, TUBES, ETC.	198 143	152 816	98 119
041 WHEAT, MESLIN, UNMILLED	154 613	6 226	4 061	629 ARTICLES OF RUBBER, NES	77 505	100 057	64 015
048 CEREAL PREPARATIONS	164 520	64 666	41 515	633 CORK MANUFACTURES	287	996	636
054 VEGETABLES	92 112	11 980	7 520	634 VENEERS, PLYWOOD, ETC.	151 466	29 130	18 604
056 VEGETABLES, PRPD, PRSVD, NES	46 596	12 873	8 237	635 WOOD MANUFACTURES, NES	86 623	31 438	20 150
057 FRUIT, NUTS EXCL. OIL NUTS	101 274	51 469	32 977	641 PAPER AND PAPERBOARD	2 123 027	352 255	225 511
058 FRUIT, PRESERVED, PREPARED	14 277	7 635	4 912	642 PAPER, PAPERBOARD, CUT ETC	391 882	151 045	96 697
059 FRUIT, VEGETABLE JUICES	18 874	5 306	3 412	651 TEXTILE YARN	183 232	163 308	104 211
061 SUGARS, MOLASSES, HONEY	87 835	12 195	7 946	652 COTTON FABRICS, WOVEN	13 050	32 203	20 497
062 SUGAR CONFECTIONERY	48 770	22 634	14 541	653 FABRICS, MAN-MADE FIBRES	37 891	113 576	72 579
071 COFFEE, COFFEE SUBSTITUTE	23 611	22 590	14 197	654 OTH. TEXTILE FABRIC, WOVEN	6 174	15 386	9 902
072 COCOA	29 472	8 882	5 730	655 KNIT, CROCHET, FABRIC NES	6 265	13 823	12 660
073 CHOCOLATE, OTH. COCOA PREP	59 019	38 541	24 869	656 TULLE, LACE, EMBROIDRY, ETC	3 002	10 727	6 820
074 TEA AND MATE	1 326	1 408	906	657 SPECIAL YARN, TXLT. FABRIC	105 838	123 014	78 661
075 SPICES	4 319	2 638	1 673	658 TEXTILE ARTICLES NES	7 442	17 554	11 205
081 ANIMAL FEED STUFF	95 426	28 048	18 057	659 FLOOR COVERINGS, ETC.	22 850	36 964	23 604
091 MARGARINE AND SHORTENING	6 275	1 162	746	661 LIME, CEMENT, CONSTR. MATRL	48 246	6 858	4 385
098 EDIBLE PROD. PREPRTS, NES	123 007	53 196	34 266	662 CLAY, REFRCT. CONSTR. MATRL	291 078	39 573	25 428
111 NON-ALCOHOL. BEVERAGE, NES	106 325	21 116	13 567	663 MINERAL MANUFACTURES, NES	164 177	93 364	59 680
112 ALCOHOLIC BEVERAGES	353 094	51 416	33 060	664 GLASS	374 721	79 217	50 572
121 TOBACCO, UNMANUFACTURED	11 816	18 159	11 460	665 GLASSWARE	68 796	53 193	33 952
122 TOBACCO, MANUFACTURED	5 013	15 280	8 825	666 POTTERY	22 633	30 449	19 587
211 HIDES, SKINS (EX. FURS), RAW	50 538	13 502	8 784	667 PEARLS, PRECIOUS STONES			
212 FURSKINS, RAW	81	1 219	758	671 PIG IRON, SPIEGELEISN, ETC	107 296	15 565	9 883
222 OILSEED (SFT. FIX VEG. OIL)	1 810	1 152	738	672 INGOTS ETC. IRON OR STEEL	69 470	3 403	2 183
223 OILSEED (OTH. FIX. VEG. OIL)	4 435	672	440	673 FLAT-ROLLED IRON ETC.	5 247 232	379 373	242 882
231 NATURAL RUBBER, ETC.	466	68	43	674 FLAT-ROLLED PLATED IRON	1 123 401	137 222	87 221
232 SYNTHETIC RUBBER, ETC.	166 711	34 295	21 924	675 FLAT-ROLLED, ALLOY STEEL	347 634	66 106	42 574
246 WOOD IN CHIPS, PARTICLES	18 490	312	200	676 IRON, STL. BAR, SHAPES ETC.	1 010 421	97 658	62 659
247 WOOD ROUGH, ROUGH SQUARED	4 889	645	410	677 RAILWAY TRACK IRON, STEEL	7 570	3 800	2 421
248 WOOD, SIMPLY WORKED	519 374	31 900	20 320	678 WIRE OF IRON OR STEEL	34 166	10 432	6 634
251 PULP AND WASTE PAPER	223 433	7 599	4 893	679 TUBES, PIPES, ETC. IRON, STL	297 446	73 151	46 999
261 SILK	105	69	44	681 SILVER, PLATINUM, ETC.	1 586	33 441	21 299
263 COTTON	20 495	3 728	2 417	682 COPPER	278 657	178 247	114 068
265 VEGETABLE TEXTILE FIBRES	1 357	109	2 417	683 NICKEL	3 605	8 848	5 705
266 SYNTHETIC FIBRES	257 125	87 555	55 880	684 ALUMINIUM	218 738	145 361	93 311
267 OTHER MAN-MADE FIBRES	24 478	11 337	7 333	685 LEAD	6 043	2 186	1 393
268 WOOL, OTHER ANIMAL HAIR	1 334	1 577	985	686 ZINC	13 609	5 366	3 431
269 WORN CLOTHING, TEXTL. ARTL	47 335	5 876	3 742	687 TIN	890	965	613
272 FERTILIZERS, CRUDE	8 973	624	394	689 MISC. NON-FERR. BASE METAL	3 212	3 842	2 451
273 STONE, SAND AND GRAVEL	38 559	1 265	807	691 METALLIC STRUCTURES NES	185 157	115 332	73 535
274 SULPHUR, UNRSTD. IRON PYRS	2 099	629	388	692 CONTAINERS, STORAGE, TRNSP	47 031	40 011	25 545
				693 WIRE PRODUCTS EXCL. ELECT	46 362	24 169	15 484
				694 NAILS, SCREWS, NUTS, ETC.	110 911	99 678	63 842



7 IMPORTS AND EXPORTS (SPECIAL TRADE) BY COUNTRIES OF PRODUCTION AND CONSUMPTION AND BY GROUPS OF THE SITC-REV. III 1992

GROUP DESCRIPTION	DT = 100 KG	1 000 DM	1 000 \$	GROUP DESCRIPTION	DT = 100 KG	1 000 DM	1 000 \$
695 TOOLS	84 142	292 605	188 055	054 VEGETABLES	790 994	128 421	79 777
696 CUTLERY	12 798	63 725	40 787	057 FRUIT,NUTS EXCL.OIL NUTS	6 968	951	612
697 HOUSEHOLD EQUIPMENT,NES	28 695	53 362	34 136	112 ALCOHOLIC BEVERAGES	46 485	2 595	1 634
699 MANUFACTS.BASE METAL,NES	325 291	346 255	221 429	292 CRUDE VEG.MATERIALS, NES	9 873	20 784	13 153
700 CPL IND PLANT (84/85/87)	19 062	134 228	85 813	571 POLYMERS OF ETHYLENE	240	58	37
711 STEAM GENER. BOILERS, ETC.	3 934	5 928	3 788	641 PAPER AND PAPERBOARD	1 277	199	126
712 STEAM TURBINES	1 662	13 568	8 562	684 ALUMINIUM	241	69	47
713 INTRNL COMBUS PSTN ENGIN	782 307	1 379 164	881 996	728 OTH. MACH,PTS,SPCL INDUST	28	130	82
714 ENGINES,MOTORS NON-ELECT	1 116	29 767	19 151	745 OTH.NONELEC MCH,TOOL,NES	51	267	169
716 ROTATING ELECTRIC PLANT	68 719	151 928	97 677	752 AUTOMATC.DATA PROC.EQUIP	1	49	34
718 OTH.POWR.GENRTNG MACHNRY	2 956	49 378	33 205	764 TELECOMM.EQUIP.PARTS NES	2	479	298
721 AGRIC.MACHINES,EX.TRACTR	57 137	70 172	44 371	771 ELECT POWER MACHNRY,PARTS	15	53	33
722 TRACTORS	43 883	45 720	29 233	781 PASS.MOTOR VEHCLS.EX.BUS	1 887	2 350	1 472
723 CIVIL ENGINEERING EQUIPT	78 310	113 539	71 997	784 PARTS,TRACTORS,MOTOR VEH	14	50	34
724 TEXTILE,LEATHER MACHINES	42 173	182 532	116 546	821 FURNITURE,CUSHIONS,ETC.	65	103	68
725 PAPER,PULP MILL MACHINES	23 294	87 425	55 771	841 MENS,BOYS CLOTHNG,X-KNIT	25	49	31
726 PRINTNG,BOOKBINDNG MACHS	56 707	228 901	145 765				
727 FOOD-PROCESS.MCH.NON DOM	10 434	50 889	32 684	EXPORTS	1 300 971	441 758	283 391
728 OTH.MACH,PTS,SPCL INDUST	169 179	581 425	373 626	001 LIVE ANIMALS	11 903	2 777	1 724
731 METAL REMOVAL WORK TOOLS	35 239	143 243	92 807	011 BOVINE MEAT	551	699	443
733 MACH-TOOLS,METAL-WORKING	97 855	236 671	153 744	016 MEAT,ED.OFFL,DRY,SLT,SMK	163	333	214
735 PARTS,NES,FOR MACH-TOOLS	17 937	89 824	57 880	017 MEAT,OFFL,PRPD,PRSD,NES	4 571	4 496	2 902
737 METALWORKING MACHNRY NES	46 174	227 528	144 223	022 MILK AND CREAM	124 354	17 530	11 246
741 HEATING,COOLNG EQUIP, PART	81 205	202 436	130 155	023 BUTTER,OTHER FAT OF MILK	5 556	2 201	1 412
742 PUMPS FOR LIQUIDS,PARTS	38 986	194 751	125 093	024 CHEESE AND CURD	13 529	7 371	4 732
743 PUMPS NES,CENTRIFUGS ETC	128 454	318 629	203 725	037 FISH ETC,PREPD,PRSD,NES	577	462	295
744 MECHANICAL HANDLING EQUIP	186 389	288 442	184 107	046 MEAL,FLOUR OF WHEAT,MSLN	11 651	392	255
745 OTH.NONELEC MCH,TOOL,NES	71 316	268 171	171 994	047 OTHER CEREAL MEAL,FLOURS	14 506	263	162
746 BALL OR ROLLER BEARINGS	42 144	112 683	72 195	048 CEREAL PREPARATIONS	104 782	10 475	6 749
747 TAPS,COCKS,VALVES,ETC.	28 230	136 607	87 504	054 VEGETABLES	519	557	355
748 TRANSMISSIONS SHAFTS ETC	151 380	159 969	102 007	056 VEGETABLES,PRPD,PRSD,NES	10 969	2 627	1 688
749 NON-ELECT MACH.PARTS,ETC	34 794	137 088	88 135	057 FRUIT,NUTS EXCL.OIL NUTS	421	276	182
751 OFFICE MACHINES	16 764	98 712	62 961	058 FRUIT,PRESERVED,PREPARED	3 876	1 479	941
752 AUTOMATC.DATA PROC.EQUIP	21 023	368 512	234 956	059 FRUIT,VEGETABLE JUICES	1 430	198	129
759 PARTS,FOR OFFICE MACHINS	9 416	181 128	115 875	061 SUGARS,MOLASSES,HONEY	659 632	30 891	19 845
761 TELEVISION RECEIVERS ETC	59 026	157 253	101 464	062 SUGAR CONFECTIONERY	2 065	1 391	902
762 RADIO-BROADCAST RECEIVER	12 738	97 681	62 622	071 COFFEE,COFFEE SUBSTITUTE	2 065	2 216	1 412
763 SOUND RECORDER,PHONOGRPH	13 326	86 421	55 432	073 CHOCOLATE,OTH.COCOA PREP	1 194	925	600
764 TELECOMM.EQUIP.PARTS NES	32 076	231 783	147 731	075 SPICES	126	130	78
771 ELECT POWER MACHNRY,PARTS	29 021	123 308	78 380	081 ANIMAL FEED STUFF	1 181	396	252
772 ELEC.SWITCH.RELAY.CIRCUIT	110 722	587 604	375 569	091 MARGARINE AND SHORTENING	3 224	918	588
773 ELECTR DISTRIBT.EQPT NES	68 508	126 604	81 000	098 EDIBLE PROD.PREPRNTS,NES	13 458	4 523	2 896
774 ELECTRO-MEDCL,XRAY EQUIP	4 704	94 063	60 374	111 NON-ALCOHOL BEVERAGE,NES	30 162	3 928	2 526
775 DOM.ELEC,NON-ELEC.EQUIPT	358 836	485 712	310 064	112 ALCOHOLIC BEVERAGES	57 002	8 587	5 601
776 TRANSISTORS,VALVES,ETC.	26 611	167 306	106 760	122 TOBACCO, MANUFACTURED	2 524	4 299	2 773
778 ELECTRIC MACH.APART.NES	304 880	677 514	433 594	277 WOOD ROUGH,ROUGH SQUARED	2 657	247	158
781 PASS.MOTOR VEHCLS.EX.BUS	1 723 142	3 814 754	2 441 388	268 OTHER MAN-MADE FIBRES	5 944	3 978	2 573
782 GOODS,SPCL TRANSPORT VEH	331 008	458 154	291 609	278 OTHER CRUDE MINERALS	3 869	47	31
783 ROAD MOTOR VEHICLES NES	73 489	137 306	87 780	291 CRUDE ANIMAL MATERIALS,NES	495	120	80
784 PARTS,TRACTORS,MOTOR VEH	2 228 505	2 515 874	1 609 965	292 CRUDE VEG.MATERIALS, NES	632	1 010	639
785 CYCLES,MOTORCYCLES ETC.	15 054	55 351	35 341	334 PETROLEUM PRODUCTS	1 349	168	110
786 TRAILERS,SEMI-TRAILR,ETC	86 260	72 642	46 243	335 RESIDUAL PETROL PRODUCTS	1 366	148	93
791 RAILWAY VEHICLES,EQUIPNT	17 112	100 170	63 382	421 FIXED VEG.FAT,OILS, SOFT	10 051	894	609
792 AIRCRAFT,ASSOCTD.EQUIPNT	584	68 180	40 245	512 ALCOHOL,PHENOL,ETC.DERIV	133	122	79
793 SHIP,BOAT,FLOAT.STRUCTRS	40 319	16 144	9 835	513 CARBOXYLIC ACIDS,DERIVTS	248	147	92
800 CPL IND PLANT CHAP 90/94	771	15 653	2 734	522 INORGANIC CHEM.ELEMENTS	481	134	85
811 PREFABRICATED BUILDINGS	6 016	4 215	49 925	523 METAL,SALTS,INORGAN.ACID	2 680	302	194
812 PLUMBNG,SANITRY,EQPT.ETC	58 973	78 170	35 782	531 SYNTH.COLOURS,LAKES,ETC.	18	58	35
813 LIGHTNG FIXTURES ETC.NES	18 894	56 112	123 829	533 PIGMENTS, PAINTS, ETC.	4 827	3 100	1 988
821 FURNITURE,CUSHIONS,ETC.	187 214	193 574	11 113	541 MEDICINES,ETC.EXC.GRPS42	66	4 290	2 745
831 TRUNK,SUITCASES,BAG,ETC	6 592	17 364	52 124	542 MEDICAMENTS	24	591	404
841 MENS,BOYS CLOTHNG,X-KNIT	10 557	79 550	79 676	551 ESSNTL.OIL,PERFUME,FLAVR	66	112	73
842 WOMEN,GIRL CLOTHNG,XKNIT	10 298	122 620	2 833	553 PERFUMERY,COSMETICS,ETC.	443	666	423
843 MENS,BOYS CLOTHING,KNIT	965	4 474	12 196	554 SOAP,CLEANERS,POLISH,ETC	893	449	291
844 WOMEN,GIRLS CLOTHING,KNIT	2 548	18 980	35 168	572 POLYMERS OF STYRENE	431	140	90
845 OTHR,TEXTILE APPAREL,NES	7 452	54 400	9 188	573 POLYMERS,VINYL CHLORIDE	250	53	37
846 CLOTHING ACCESSRS,FABRIC	2 336	14 099	15 394	575 OTH.PLASTIC,PRIMARY FORM	826	784	508
848 CLOTHING,NONTXTL;HEADGEAR	2 674	23 714	13 077	582 PLASTIC TUBE,PIPE,HOSE	546	436	281
851 FOOTWEAR	5 687	20 507	15 234	583 MONOFILAMENT OF PLASTICS	2 869	2 140	1 374
871 OPTICAL INSTRUMENTS,NES	1 433	23 751	93 738	584 INSECTICIDES, ETC.	236	200	126
872 MEDICAL INSTRUMENTS NES	15 041	146 221	30 344	592 STARCHES,INULIN,ETC.	692	539	346
873 METERS,COUNTERS,NES	6 184	47 453	344 836	593 PREPD ADDITIVES,LIQUIDS	188	160	99
874 MEASURE,CONTROL INSTRMNT	34 407	538 529	43 599	598 MISC.CHEMICAL PRDCTS,NES	2 635	718	454
881 PHOTOGRAPH APPAR,ETC.NES	7 534	68 649	102 611	611 LEATHER	1 886	965	614
882 PHOTO.CINEMATOGRPH.SUPPL	81 747	122 904	22 551	613 FURSKINS,TANNED,DRESSED	2	91	58
883 CINE.FILM EXPOSD.DEVELPD	11	157	29 371	621 MATERIALS OF RUBBER	4	131	83
884 OPTICAL GOODS NES	547	35 321	46 088	625 RUBBER TYRES,TUBES,ETC.	217	154	104
885 WATCHES AND CLOCKS	3 931	46 088	6 160	629 ARTICLES OF RUBBER, NES	2 029	737	473
891 ARMS AND AMMUNITION	1 526	6 489	96 523	635 WOOD MANUFACTURES, NES	72	415	262
892 PRINTED MATTER	125 613	149 978	166 339	641 PAPER AND PAPERBOARD	1 513	1 116	721
893 ARTICLES,NES,OF PLASTICS	214 036	259 740	42 316	642 PAPER,PAPERBOARD,CUT ETC	2 645	2 436	1 571
894 BABY CARRIAGE,TOYS,GAMES	27 451	66 118	52 952	651 TEXTILE YARN	14 272	6 184	3 923
895 OFFICE,STATIONERY SUPPLS	17 597	82 282	22 500	652 COTTON FABRICS, WOVEN	68	178	117
896 WORKS OF ART,ANTIQUE ETC	320	35 995	8 616	653 FABRICS,MAN-MADE FIBRES	166	1 177	754
897 GOLD,SILVERWARE,JEWEL NES	334	13 429	112 303	654 OTH.TEXTILE FABRIC,WOVEN	44	176	114
898 MUSICAL INSTRUMENTS,ETC.	66 171	175 450	49 237	655 KNIT,CROCHET.FABRIC NES	13	92	57
899 MISC MANUPCTDR GOODS NES	18 192	77 162	12 981	656 TULLE,LACE,EMBROIDRY.ETC	31	81	51
941 COMPL IND PLANT CHAPT 99	4 893	20 932	311	657 SPECIAL YARN,TXTL.FABRIC	12	60	39
961 COIN NONGOLD NONCURRENT	38	500	22 274	658 TEXTILE ARTICLES NES	436	783	489
971 GOLD,NONGMTRY EXCL ORES	23	34 727	83	659 FLOOR COVERINGS, ETC.	388	1 037	665
972 MONETARY GOLD,GOLD COINS		133		662 CLAY,REFRCT.CONSTR.MATRL	1 361	2 452	1 586
CANARY IS				663 MINERAL MANUFACTURES,NES	5 488	435	274
IMPORTS	859 920	158 939	99 106	664 GLASS	2 305	526	335
012 OTHER MEAT, MEAT OFFAL	90	48	33	665 GLASSWARE	2 454	420	277
034 FISH,FRESH,CHILLED,FROZN	47	64	40	666 POTTERY	1 313	1 061	678
036 CRUSTACEANS,MOLLUSCS ETC	59	102	68	667 PEARLS,PRECIOUS STONES	339	611	383
				673 FLAT-ROLLED IRON ETC.	1 733	108	69



## 7 IMPORTS AND EXPORTS (SPECIAL TRADE) BY COUNTRIES OF PRODUCTION AND CONSUMPTION AND BY GROUPS OF THE SITC-REV. III 1992

GROUP DESCRIPTION	DT = 100 KG	1 000 DM	1 000 \$	GROUP DESCRIPTION	DT = 100 KG	1 000 DM	1 000 \$
676 IRON, STL. BAR, SHAPES ETC.	151	64	38	071 COFFEE, COFFEE SUBSTITUTE	700	259	159
679 TUBES, PIPES, ETC. IRON, STL	5 695	974	628	112 ALCOHOLIC BEVERAGES	693	109	69
682 COPPER	2 594	1 644	1 070	269 WORN CLOTHING, TEXTL. ARTL	23 302	3 922	2 509
684 ALUMINIUM	3 830	2 838	1 822	533 PIGMENTS, PAINTS, ETC.	85	58	38
691 METALLIC STRUCTURES NES	5 585	3 447	2 232	554 SOAP, CLEANERS, POLISH, ETC	195	80	48
692 CONTAINERS, STORAGE, TRNSP	615	795	518	597 PREPRD ADDITIVES, LIQUIDS	279	118	72
693 WIRE PRODUCTS EXCL. ELECT	188	60	38	621 MATERIALS OF RUBBER	302	579	371
694 NAILS, SCREWS, NUTS, ETC.	122	188	118	625 RUBBER TYRES, TUBES, ETC.	7 611	465	301
695 TOOLS	1 240	2 303	1 459	629 ARTICLES OF RUBBER, NES	28	99	64
696 CUTLERY	48	315	205	665 GLASSWARE	47	50	31
697 HOUSEHOLD EQUIPMENT, NES	672	1 066	676	667 PEARLS, PRECIOUS STONES	1	1	1
699 MANUFACTS. BASE METAL, NES	1 860	2 698	1 712	684 ALUMINIUM	151	209	137
700 CPL IND PLANT (84/85/87)	115	1 587	963	695 TOOLS	131	102	65
711 STEAM GENER. BOILERS, ETC.	39	79	49	696 CUTLERY	14	94	59
712 STEAM TURBINES	15	911	608	699 MANUFACTS. BASE METAL, NES	77	141	91
713 INTRNL COMBUS PSTN ENGIN	840	4 394	2 835	713 INTRNL COMBUS PSTN ENGIN	516	1 778	1 108
716 ROTATING ELECTRIC PLANT	318	924	598	727 FOOD-PROCESS. MCH. NON DOM	155	299	185
721 AGRIC. MACHINES, EX. TRACTR	244	252	156	742 PUMPS FOR LIQUIDS, PARTS	182	222	145
723 CIVIL ENGINEERING EQUIPT	99	368	232	743 PUMPS NES, CENTRIFUGS ETC	35	94	58
724 TEXTILE, LEATHER MACHINES	233	595	373	746 BALL OR ROLLER BEARINGS	13	57	36
725 PAPER, PULP MILL MACHINES	324	1 109	718	748 TRANSMISSIONS SHAFTS ETC	317	1 033	669
726 PRINTING, BOOKBINDING MACHS	473	1 927	1 265	749 NON-ELECT MACH. PARTS, ETC	95	532	348
727 FOOD-PROCESS. MCH. NON DOM	108	522	330	761 TELEVISION RECEIVERS ETC	213	523	325
728 OTH. MACH. PTS, SPCL INDUST	1 454	7 935	5 072	762 RADIO-BROADCAST RECEIVER	12	123	80
733 MACH-TOOLS, METAL-WORKING	44	132	87	764 TELECOMM. EQUIP. PARTS NES	7	136	87
737 METALWORKING MACHINRY NES	29	160	100	772 ELEC. SWITCH. RELAY. CIRCUIT	8	76	47
741 HEATING, COOLING EQUIP. PART	672	2 224	1 401	775 DOM. ELEC. NON-ELEC. EQUIPT	126	228	143
742 PUMPS FOR LIQUIDS, PARTS	269	1 205	801	778 ELECTRIC. MACH. APPART. NES	863	812	525
743 PUMPS NES, CENTRIFUGS ETC	478	1 633	1 026	781 PASS. MOTOR VEHCLS. EX. BUS	5 373	11 553	7 376
744 MECHANICAL HANDLING EQUIP	1 132	1 694	1 117	784 PARTS, TRACTORS, MOTOR VEH	3 293	8 804	5 710
745 OTH. NONELEC MCH. TOOL, NES	1 378	13 615	9 056	813 LIGHTING FIXTURES ETC. NES	344	483	307
746 BALL OR ROLLER BEARINGS	33	130	78	821 FURNITURE, CUSHIONS, ETC.	122	170	109
747 TAPS, COCKS, VALVES, ETC.	278	1 147	734	842 WOMEN, GIRL CLOTHING, XKNIT	23	127	77
748 TRANSMISSIONS SHAFTS ETC	207	861	543	851 FOOTWEAR	98	286	177
749 NON-ELECT MACH. PARTS, ETC	194	843	546	872 MEDICAL INSTRUMENTS NES	11	121	76
751 OFFICE MACHINES	151	656	429	874 MEASURE, CONTROL INSTRMNT	27	306	193
752 AUTOMATC. DATA PROC. EQUIP	120	555	363	881 PHOTOGRAPH APPAR. ETC. NES	15	92	59
759 PARTS, FOR OFFICE MACHINS	35	187	120	885 WATCHES AND CLOCKS	5	132	86
761 TELEVISION RECEIVERS ETC	703	2 093	1 351	892 PRINTED MATTER	20	59	36
762 RADIO-BROADCAST RECEIVER	76	622	405	893 ARTICLES, NES, OF PLASTICS	193	271	169
763 SOUND RECORDER, PHONOGRPH	101	693	446				
764 TELECOMM. EQUIP. PARTS NES	601	5 675	3 580	ICELAND			
771 ELECT POWER MACHINRY. PARTS	69	331	213	IMPORTS	1 233 012	369 957	236 569
772 ELEC. SWITCH. RELAY. CIRCUIT	1 104	4 406	2 836				
773 ELECTR DISTRIB. EQPT NES	339	453	281	001 LIVE ANIMALS	3 173	2 537	1 630
774 ELECTRO-MEDCL. XRAY EQUIP	2	67	45	024 CHEESE AND CURD	575	124	81
775 DOM. ELEC. NON-ELEC. EQUIPT	6 364	8 855	5 634	034 FISH, FRESH, CHILLED, FROZN	517 649	190 565	121 594
778 ELECTRIC. MACH. APPART. NES	5 108	9 053	5 792	035 FISH, DRIED, SALTED, SMOKED	37 352	26 840	17 254
781 PASS. MOTOR VEHCLS. EX. BUS	44 031	103 621	66 333	036 CRUSTACEANS, MOLLUSCS ETC	800	980	631
782 GOODS, SPCL TRANSPORT VEH	7 231	12 500	8 018	037 FISH ETC. PREPD, PRSD, NES	13 276	17 743	11 413
783 ROAD MOTOR VEHICLES NES	1 801	2 915	1 884	059 FRUIT, VEGETABLE JUICES	244	47	32
784 PARTS, TRACTORS, MOTOR VEH	7 267	19 726	12 638	081 ANIMAL FEED STUFF	79 040	6 567	4 197
785 CYCLES, MOTORCYCLES ETC.	102	414	257	268 WOOL, OTHER ANIMAL HAIR	402	122	78
786 TRAILERS, SEMI-TRAILER, ETC	326	915	577	277 NATURAL ABRASIVES, NES	13 827	104	70
812 PLUMBING, SANITRY, EQPT, ETC	207	225	147	278 OTHER CRUDE MINERALS	12 747	781	504
813 LIGHTING FIXTURES ETC. NES	419	1 141	713	288 NON-FERROUS WASTE, SCRAP	2 826	249	160
821 FURNITURE, CUSHIONS, ETC.	3 376	3 983	2 519	289 PREC. METAL ORES, CONCTRTS	232	160	160
831 TRUNK, SUITCASES, BAG, ETC	112	417	266	291 CRUDE ANIMAL MATERLS. NES	991	1 420	900
841 MENS, BOYS CLOTHING, X-KNIT	61	702	433	292 CRUDE VEG. MATERIALS, NES	2 643	1 448	288
842 WOMEN, GIRL CLOTHING, XKNIT	221	3 320	2 111	411 ANIMAL OILS AND FATS	92 524	5 541	3 463
843 MENS, BOYS CLOTHING, KNIT	13	109	72	538 MISC. CHEMICAL PRODS. NES	28 319	2 026	1 302
844 WOMEN, GIRLS CLOTHING, KNIT	34	507	316	613 FURSKINS, TANNED, DRESSED	34	172	111
845 OTHR. TEXTILE APPAREL, NES	193	1 813	1 142	642 PAPER, PAPERBOARD, CUT ETC	218	200	123
846 CLOTHING ACCESSRS, FABRIC	66	404	258	651 TEXTILE YARN	62	169	108
848 CLOTHING, NONTEXTL; HEADGEAR	222	424	264	657 SPECIAL YARN, TXTL. FABRIC	364	283	179
851 FOOTWEAR	96	525	336	658 TEXTILE ARTICLES NES	55	266	169
871 OPTICAL INSTRUMENTS, NES	24	521	331	663 MINERAL MANUFACTURES, NES	2 474	308	199
872 MEDICAL INSTRUMENTS NES	118	1 857	1 192	671 PIG IRON, SPIEGELEISN, ETC	44 109	3 845	2 460
873 METERS, COUNTERS, NES	100	422	267	COPPER	417	164	100
874 MEASURE, CONTROL INSTRMNT	218	1 924	1 245	ALUMINIUM	371 252	94 184	60 331
881 PHOTOGRAPH APPAR. ETC. NES	244	1 982	1 258	HOUSEHOLD EQUIPMENT, NES	2 759	5 493	3 550
882 PHOTO. CINEMATOGRPH. SUPPL	3 292	6 160	3 978	713 INTRNL COMBUS PSTN ENGIN	297	72	45
884 OPTICAL GOODS NES	17	549	351	727 FOOD-PROCESS. MCH. NON DOM	57	570	369
885 WATCHES AND CLOCKS	56	668	427	728 OTH. MACH. PTS, SPCL INDUST	38	70	45
891 ARMS AND AMMUNITION	30	209	135	PUMPS FOR LIQUIDS, PARTS	742	70	46
892 PRINTED MATTER	10 342	12 744	8 172	745 OTH. NONELEC MCH. TOOL, NES	10	331	208
893 ARTICLES, NES, OF PLASTICS	2 289	1 837	1 176	TAPS, COCKS, VALVES, ETC.	31	152	96
894 BABY CARRIAGE, TOYS, GAMES	371	1 115	714	764 TELECOMM. EQUIP. PARTS NES	1	68	41
895 OFFICE, STATIONERY SUPPLS	383	3 442	2 229	778 ELECTRIC. MACH. APPART. NES	48	59	34
896 WORKS OF ART, ANTIQUE ETC	4	614	388	781 PASS. MOTOR VEHCLS. EX. BUS	11	90	58
897 GOLD, SILVERWARE, JEWEL NES	3	1 531	963	842 WOMEN, GIRL CLOTHING, XKNIT	11	158	104
898 MUSICAL INSTRUMENTS, ETC.	69	587	380	844 WOMEN, GIRLS CLOTHING, KNIT	11	158	104
899 MISC MANUFCTRD GOODS NES	425	2 159	1 383	845 OTHR. TEXTILE APPAREL, NES	148	1 713	1 113
				846 CLOTHING ACCESSRS, FABRIC	15	149	95
CEUTA MEL				873 METERS, COUNTERS, NES	3	147	97
IMPORTS	1 260	960	622	874 MEASURE, CONTROL INSTRMNT	83	359	224
591 INSECTICIDES, ETC.	88	149	94	892 PRINTED MATTER	76	111	68
684 ALUMINIUM	503	114	77	893 ARTICLES, NES, OF PLASTICS	189	159	104
764 TELECOMM. EQUIP. PARTS NES	5	201	135	898 WORKS OF ART, ANTIQUE ETC	6	539	338
778 ELECTRIC. MACH. APPART. NES	20	156	99	899 MISC MANUFCTRD GOODS NES	7	257	167
893 ARTICLES, NES, OF PLASTICS	43	100	65	EXPORTS	766 847	274 206	176 022
EXPORTS	59 511	36 746	23 500	034 FISH, FRESH, CHILLED, FROZN	251	125	75
011 BOVINE MEAT	171	169	105	043 BARLEY, UNMILLED	19 384	403	258
022 MILK AND CREAM	11 998	844	535	045 OTHER CEREALS, UNMILLED	4 500	62	41
048 CEREAL PREPARATIONS	448	170	106	047 OTHER CEREAL MEAL, FLOURS	119 020	1 794	1 143
				048 CEREAL PREPARATIONS	102 840	3 878	2 452



## 7 IMPORTS AND EXPORTS (SPECIAL TRADE) BY COUNTRIES OF PRODUCTION AND CONSUMPTION AND BY GROUPS OF THE SITC-REV. III 1992

GROUP DESCRIPTION	DT = 100 KG	1 000 DM	1 000 \$	GROUP DESCRIPTION	DT = 100 KG	1 000 DM	1 000 \$
056 VEGETABLES, PRPD, PRSVD, NES	896	220	145	724 TEXTILE, LEATHER MACHINES	216	1 054	679
057 FRUIT, NUTS EXCL. OIL NUTS	1 183	494	317	725 PAPER, PULP MILL MACHINES	91	212	140
058 FRUIT, PRESERVED, PREPARED	2 196	852	549	726 PRINTING, BOOKBINDING MACHS	126	776	494
061 SUGARS, MOLASSES, HONEY	28 209	1 461	947	727 FOOD-PROCESS. MCH. NON DOM	263	3 007	1 926
062 SUGAR CONFECTIONERY	1 035	615	398	728 OTH. MACH. PTS, SPCL INDUST	819	3 004	1 894
072 COCOA	3 056	1 818	1 173	731 METAL REMOVAL WORK TOOLS	41	368	233
073 CHOCOLATE, OTH. COCOA PREP	1 333	1 014	651	733 MACH-TOOLS, METAL-WORKING	29	91	57
075 SPICES	136	118	74	735 PARTS, NES, FOR MACH-TOOLS	18	126	78
081 ANIMAL FEED STUFF	7 933	307	199	737 METALWORKING MACHNRY NES	158	134	81
091 MARGARINE AND SHORTENING	253	94	60	741 HEATING, COOLING EQUIP, PART	453	1 702	1 117
098 EDIBLE PROD. PREPRTNS, NES	3 595	1 257	807	742 PUMPS FOR LIQUIDS, PARTS	470	1 678	1 099
111 NON-ALCOHOL. BEVERAGE, NES	980	203	132	743 PUMPS NES, CENTRIFUGS ETC	654	1 630	1 040
112 ALCOHOLIC BEVERAGES	18 231	3 144	2 025	744 MECHANICAL HANDLING EQUIP	4 763	4 921	3 183
122 TOBACCO, MANUFACTURED	9	57	36	745 OTH. NONELEC MCH, TOOL, NES	956	4 242	2 762
232 SYNTHETIC RUBBER, ETC.	493	47	33	746 BALL OR ROLLER BEARINGS	109	458	291
246 WOOD IN CHIPS, PARTICLES	8 111	131	83	747 TAPS, COCKS, VALVES, ETC.	732	2 130	1 391
248 WOOD, SIMPLY WORKED	3 810	720	467	748 TRANSMISSIONS SHAFTS ETC	134	432	275
268 WOOL, OTHER ANIMAL HAIR	74	99	60	749 NON-ELECT MACH. PARTS, ETC	438	1 578	1 017
278 STONE, SAND AND GRAVEL	8 455	175	110	751 OFFICE MACHINES	73	325	206
278 OTHER CRUDE MINERALS	71 014	636	410	752 AUTOMAT. DATA PROC. EQUIP	28	941	631
292 CRUDE VEG. MATERIALS, NES	10 981	698	457	759 PARTS, FOR OFFICE MACHINS	51	432	278
325 COKE, SEMI-COKE, RET. CARBON	8 956	159	98	761 TELEVISION RECEIVERS ETC	429	1 159	740
334 PETROLEUM PRODUCTS	8 503	533	345	762 RADIO-BROADCAST RECEIVER	63	314	199
335 RESIDUAL PETROL. PRODUCTS	941	113	71	763 SOUND RECORDER, PHONOGRPH	27	186	120
421 FIXED VEG. FAT, OILS, SOFT	550	78	51	764 TELECOMM. EQUIP. PARTS NES	480	3 082	1 984
431 ANIMAL, VEG. FATS, OILS, NES	111	66	35	771 ELECT. POWER MACHNRY. PARTS	329	634	403
511 HYDROCARBONS, NES, DERIVTS	330	119	72	772 ELECT. SWITCH, RELAY, CIRCUIT	2 096	7 134	4 605
512 ALCOHOL, PHENOL, ETC. DERIV	104	59	35	773 ELECTR. DISTRIB. EQPT NES	3 853	2 647	1 691
513 CARBOXYLIC ACIDS, DERIVTS	230	188	126	774 ELECTRO-MEDCL. XRAY EQUIP	28	510	333
514 NITROGEN-FUNCT. COMPOUNDS	135	154	97	775 DOM. ELEC. NON-ELEC. EQUIPT	7 737	10 644	6 816
515 ORGANO-INORGANIC COMPOUNDS	216	109	70	776 TRANSISTORS, VALVES, ETC.	9 245	9 669	6 229
516 OTHER ORGANIC CHEMICALS	38 546	849	536	781 PASS. MOTOR VEHCLS. EX. BUS	8 337	13 201	8 321
522 INORGANIC CHEM. ELEMENTS	3 938	368	230	782 GOODS, SPCL. TRANSPORT VEH	3 945	5 973	3 795
523 METAL. SALTS, INORGAN. ACID	209	830	538	783 ROAD MOTOR VEHICLES NES	2 249	3 529	2 240
531 SYNTH. COLOURS, LAKES, ETC.	321	60	37	784 PARTS, TRACTORS, MOTOR VEH	1 987	4 596	2 949
532 DYEING, TANNING MATERIALS	13 496	4 056	2 614	785 CYCLES, MOTORCYCLES ETC.	534	959	605
533 PIGMENTS, PAINTS, ETC.	165	668	429	786 TRAILERS, SEMI-TRAILR, ETC	766	739	480
541 MEDICINES, ETC. EXC. GRPS 42	47	316	196	793 SHIP, BOAT, FLOAT, STRUCTRS	12	78	49
542 MEDICAMENTS	47	89	56	811 PREFABRICATED BUILDINGS	128	50	32
551 ESSENT. OIL, PERFUME, FLAVR	1 641	2 527	1 621	812 PLUMBING, SANITRY, EQPT. ETC	934	362	234
553 PERFUMERY, COSMETICS, ETC.	6 328	2 010	1 284	813 LIGHTING FIXTURES ETC. NES	1 222	2 573	1 656
554 SOAP, CLEANERS, POLISH, ETC	5 038	1 123	708	821 FURNITURE, CUSHIONS, ETC.	4 144	5 320	3 402
571 POLYMERS OF ETHYLENE	361	71	46	831 TRUNK, SUITCASES, BAG, ETC	262	1 315	832
573 POLYMERS, VINYL CHLORIDE	345	197	128	841 MENS, BOYS CLOTHING, X-KNIT	443	5 239	3 375
574 POLYACETAL, POLYCARBONATE	9 481	2 199	1 414	842 WOMEN, GIRL CLOTHING, XKNIT	520	7 315	4 718
575 OTH. PLASTIC, PRIMARY FORM	1 178	1 332	862	843 MENS, BOYS CLOTHING, KNIT	45	353	233
581 PLASTIC TUBE, PIPE, HOSE	5 397	3 962	2 541	844 WOMEN, GIRLS CLOTHING, KNIT	93	1 168	741
582 PLASTIC PLATE, SHEETS, ETC	289	286	184	845 OTHR. TEXTILE APPAREL, NES	508	4 457	2 878
583 MONOFILAMENT OF PLASTICS	42	78	51	846 CLOTHING ACCESSRS, FABRIC	316	2 476	1 595
591 INSECTICIDES, ETC.	2 488	787	505	848 CLOTHING, NONXTL; HEADGEAR	171	818	523
592 STARCHES, INULIN, ETC.	198	484	312	851 FOOTWEAR	597	2 972	1 891
593 EXPLOSIVES, PYROTECHNICS	1 264	354	229	871 OPTICAL INSTRUMENTS, NES	3	98	59
597 PREPRED ADDITIVES, LIQUIDS	18 961	2 551	1 632	872 MEDICAL INSTRUMENTS NES	169	1 824	1 175
598 MISC. CHEMICAL PRODS. NES	133	108	71	873 METERS, COUNTERS, NES	356	1 782	1 132
611 LEATHER	60	189	116	874 MEASURE, CONTROL INSTRMNT	240	2 890	1 851
612 MANUFACT. LEATHER ETC. NES	1 563	1 118	723	881 PHOTOGRAPH APPAR. ETC. NES	46	584	377
621 MATERIALS OF RUBBER	360	259	167	882 PHOTO. CINEMATOGRPH. SUPPL	567	914	585
625 RUBBER TYRES, TUBES, ETC.	530	707	457	884 OPTICAL GOODS NES	41	853	543
629 ARTICLES OF RUBBER, NES	111	82	54	885 WATCHES AND CLOCKS	16	580	373
633 CORK MANUFACTURES	7 794	2 211	1 419	891 ARMS AND AMMUNITION	1 372	2 123	1 369
634 VENEERS, PLYWOOD, ETC.	3 627	2 163	1 397	892 PRINTED MATTER	6 275	6 552	4 281
635 WOOD MANUFACTURES, NES	12 746	3 220	2 079	893 ARTICLES, NES, OF PLASTICS	1 069	2 224	1 420
641 PAPER AND PAPERBOARD	10 930	5 700	3 556	894 BABY CARRIAGE, TOYS, GAMES	379	989	629
642 PAPER, PAPERBOARD, CUT ETC	651	699	442	895 OFFICE, STATIONERY SUPPLS	2	161	102
651 TEXTILE YARN	253	670	420	896 WORKS OF ART, ANTIQUE ETC	38	1 687	1 093
652 COTTON FABRICS, WOVEN	305	1 209	757	897 GOLD, SILVERWARE, JEWEL NES	1 090	4 275	2 814
653 FABRICS, MAN-MADE FIBRES	154	249	161	898 MUSICAL INSTRUMENTS, ETC.	1 723	1 742	1 122
654 OTH. TEXTILE FABRIC, WOVEN	130	253	161	899 MISC MANUFCTRD GOODS NES			
655 KNIT. CROCHET. FABRIC NES	85	416	260				
656 TULLE, LACE, EMBROIDRY ETC	1 151	1 815	1 146	FAEROE IS			
657 SPECIAL YARN, TXTL. FABRIC	239	659	427	IMPORTS	212 314	105 970	67 910
658 TEXTILE ARTICLES NES	1 307	873	556				
659 FLOOR COVERINGS, ETC.	2 064	172	109	034 FISH, FRESH, CHILLED, FROZEN	192 676	98 766	63 310
661 LIME, CEMENT, CONSTR. MATRL	5 153	931	606	035 FISH, DRIED, SALTED, SMOKED	4 451	2 670	1 687
662 CLAY, REFRCT. CONSTR. MATRL	3 009	1 295	839	036 CRUSTACEANS, MOLLUSCS ETC	734	508	329
663 MINERAL MANUFACTURES, NES	4 855	988	637	037 FISH ETC. PREPDR, PRSVD. NES	1 508	1 711	1 091
664 GLASS	2 001	1 517	970	081 ANIMAL FEED STUFF	11 660	911	602
665 GLASSWARE	640	1 268	815	211 HIDES, SKINS (EX. FURS), RAW	256	52	33
666 POTTERY	4 746	531	339	713 INTRNL COMBUS PSTN ENGIN	14	72	46
673 FLAT-ROLLED IRON ETC.	20 078	2 670	1 742	748 TRANSMISSIONS SHAFTS ETC	31	82	52
674 FLAT-ROLLED PLATED IRON	16 236	1 638	1 075	896 WORKS OF ART, ANTIQUE ETC		970	607
676 IRON, STL. BAR, SHAPES ETC.	8 578	1 678	1 081				
679 TUBES, PIPES, ETC. IRON, STL	524	688	452	EXPORTS	26 542	32 207	19 972
682 COPPER	1 118	1 508	963				
684 ALUMINIUM	6 785	3 431	2 243	034 FISH, FRESH, CHILLED, FROZEN	1 008	281	169
691 METALLIC STRUCTURES NES	1 465	2 671	1 726	045 OTHER CEREALS, UNMILLED	6 433	101	70
692 CONTAINERS, STORAGE, TRNSP	3 023	960	617	057 FRUIT, NUTS EXCL. OIL NUTS	109	61	38
693 WIRE PRODUCTS EXCL. ELECT	2 038	1 837	1 170	292 CRUDE VEG. MATERIALS, NES	80	140	89
694 NAILS, SCREWS, NUTS, ETC.	800	2 243	1 434	515 ORGANO-INORGANIC COMPOUNDS	3	54	36
695 TOOLS	123	888	579	582 PLASTIC PLATE, SHEETS, ETC	319	170	108
696 CUTLERY	1 600	1 821	1 166	583 MONOFILAMENT OF PLASTICS	68	59	39
697 HOUSEHOLD EQUIPMENT, NES	4 476	4 445	2 850	629 ARTICLES OF RUBBER, NES	78	67	44
699 MANUFACT. BASE METAL, NES	574	1 979	1 282	633 CORK MANUFACTURES	70	54	32
713 INTRNL COMBUS PSTN ENGIN	231	525	327	651 TEXTILE YARN	75	83	57
716 ROTATING ELECTRIC PLANT	35	107	68	657 SPECIAL YARN, TXTL. FABRIC	51	83	52
718 OTH. POWR. GENRTNG. MACHNRY	2 962	2 468	1 586	659 FLOOR COVERINGS, ETC.	397	208	133
721 AGRIC. MACHINES, EX. TRACTR	552	848	542	684 ALUMINIUM	75	98	64
722 TRACTORS	1 358	1 731	1 101				
723 CIVIL ENGINEERING EQUIPT							



## 7 IMPORTS AND EXPORTS (SPECIAL TRADE) BY COUNTRIES OF PRODUCTION AND CONSUMPTION AND BY GROUPS OF THE SITC-REV. III 1992

GROUP DESCRIPTION	DT = 100 KG	1 000 DM	1 000 \$	GROUP DESCRIPTION	DT = 100 KG	1 000 DM	1 000 \$
692 CONTAINERS, STORAGE, TRNSP	38	78	49	597 PREPRD ADDITIVES, LIQUIDS	732	236	148
699 MANUFACT. BASE METAL, NES	64	54	33	598 MISC. CHEMICAL PRODS. NES	546 364	26 809	17 385
713 INTRNL COMBUS PSTN ENGIN	147	585	370	611 LEATHER	1 009	3 076	1 972
718 OTH. POWR. GENRTNG. MACHNRY	5	64	41	613 FURS, SKINS, TANNED, DRESSED	12	95	59
724 TEXTILE, LEATHER MACHINES	13	83	55	621 MATERIALS OF RUBBER	954	1 405	893
727 FOOD-PROCESS. MCH. NON DOM	24	227	157	625 RUBBER TYRES, TUBES, ETC.	4 361	2 760	1 726
728 OTH. MACH. PTS, SPCL INDUST	29	87	56	629 ARTICLES OF RUBBER, NES	10 111	7 850	5 060
737 METALWORKING MACHNRY NES	43	148	93	634 VENEERS, PLYWOOD, ETC.	56 406	6 225	4 019
741 HEATING, COOLING EQUIP, PART	30	64	44	635 WOOD MANUFACTURES, NES	119 533	55 546	35 794
743 PUMPS NES, CENTRIFUGS ETC	24	97	61	641 PAPER AND PAPERBOARD	3 040 236	330 292	211 339
744 MECHANICAL HANDLING EQUIP	53	50	31	642 PAPER, PAPERBOARD, CUT ETC	45 278	12 136	7 786
745 OTH. NONELEC MCH, TOOL, NES	25	246	149	651 TEXTILE YARN	7 197	2 779	1 779
748 TRANSMISSIONS SHAFTS ETC	31	88	56	652 COTTON FABRICS, WOVEN	1 702	4 612	2 954
749 NON-ELECT MACH. PARTS, ETC	22	59	42	653 FABRICS, MAN-MADE FIBRES	383	531	338
764 TELECOMM. EQUIP. PARTS NES	13	72	42	654 OTH. TEXTILE FABRIC, WOVEN	34	119	75
772 ELEC. SWITCH, RELAY, CIRCUIT	10	70	45	657 SPECIAL YARN, TXTL. FABRIC	970	3 561	2 304
774 ELECTRO-MEDCL. XRAY EQUIP	9	65	44	658 TEXTILE ARTICLES NES	248	856	563
775 DOM. ELEC. NON-ELEC. EQUIPT	131	239	151	659 FLOOR COVERINGS, ETC.	135	370	237
781 PASS. MOTOR VEHCLS. EX. BUS	170	349	214	661 LIME, CEMENT, CONSTR. MATRL	712 735	11 809	7 642
782 GOODS, SPCL TRANSPORT VEH	9 327	17 268	10 626	662 CLAY, REFRACT. CONSTR. MATRL	112 642	5 928	3 786
783 ROAD MOTOR VEHICLES NES	5 018	9 399	5 832	663 MINERAL MANUFACTURES, NES	155 631	16 089	10 335
841 MENS, BOYS CLOTHING, X-KNIT	3	56	35	664 GLASS	4 910	2 664	1 737
893 ARTICLES, NES, OF PLASTICS	170	126	80	665 GLASSWARE	42 689	2 557	1 613
				666 POTTERY	80	135	85
NORWAY				671 PIG IRON, SPIEGELEISN, ETC	2 131 553	217 572	139 330
IMPORTS	315 875 674	9 107 822	5 825 763	672 INGOTS ETC. IRON OR STEEL	2 157	270	165
001 LIVE ANIMALS	100	176	112	673 FLAT-ROLLED IRON ETC.	9 851	774	490
022 MILK AND CREAM	287	139	87	674 FLAT-ROLLED PLATED IRON	2 989	674	434
024 CHEESE AND CURD	14 808	7 710	4 941	675 FLAT-ROLLED, ALLOY STEEL	510	269	168
025 EGGS, BIRDS, YOLKS, ALBUMIN	1 382	87	55	676 IRON, STL. BAR, SHAPES ETC.	964 523	56 760	36 247
034 FISH, FRESH, CHILLED, FROZEN	619 671	315 540	202 669	677 RAILWAY TRACK IRON, STEEL	2 249	126	78
035 FISH, DRIED, SALTED, SMOKED	18 702	18 464	11 832	679 TUBES, PIPES, ETC. IRON, STL	61 059	10 914	7 032
036 CRUSTACEANS, MOLLUSCS ETC	3 013	1 240	780	681 SILVER, PLATINUM, ETC.	17	11 934	7 586
037 FISH ETC. PREPD, PRSVD. NES	16 527	10 290	6 600	682 COPPER	17 386	18 317	11 774
048 CEREAL PREPARATIONS	645	248	158	683 NICKEL	81 763	93 822	60 020
057 FRUIT, NUTS EXCL. OIL NUTS	308	63	38	684 ALUMINIUM	2 706 424	703 181	450 276
058 FRUIT, PRESERVED, PREPARED	235	99	60	685 LEAD	256	62	38
061 SUGARS, MOLASSES, HONEY	219	105	72	686 ZINC	362 195	70 830	45 329
062 SUGAR CONFECTIONERY	334	236	149	689 MISC. NON-FERR. BASE METAL	88 430	46 536	29 876
073 CHOCOLATE, OTH. COCOA PREP	73	69	42	691 METALLIC STRUCTURES NES	78 356	29 084	18 383
081 ANIMAL FEED STUFF	169 479	15 424	9 801	692 CONTAINERS, STORAGE, TRNSP	3 169	3 275	2 095
098 EDIBLE PROD. PREPRTNS, NES	394	195	129	693 WIRE PRODUCTS EXCL. ELECT	2 236	996	639
112 ALCOHOLIC BEVERAGES	4 891	4 206	2 697	694 NAILS, SCREWS, NUTS, ETC.	864	1 222	782
211 HIDES, SKINS (EX. FURS), RAW	10 270	3 709	2 347	695 TOOLS	1 413	4 471	2 855
212 FURSKINS, RAW	374	6 851	4 380	696 CUTLERY	102	609	396
232 SYNTHETIC RUBBER, ETC.	85	58	37	697 HOUSEHOLD EQUIPMENT, NES	9 359	6 796	4 395
245 FUEL WOOD, WOOD CHARCOAL	89 770	2 390	1 582	699 MANUFACT. BASE METAL, NES	16 196	14 782	9 527
247 WOOD ROUGH, ROUGH SQUARED	140 640	4 019	2 602	711 STEAM GENER. BOILERS, ETC.	98	368	244
248 WOOD, SIMPLY WORKED	1 663 866	134 832	86 582	712 STEAM TURBINES	41	665	452
251 PULP AND WASTE PAPER	1 518 184	136 713	87 651	713 INTRNL COMBUS PSTN ENGIN	4 310	7 286	4 740
266 SYNTHETIC FIBRES	424	152	97	714 ENGINES, MOTORS NON-ELECT	92	4 703	3 151
272 FERTILIZERS, CRUDE	352	93	59	716 ROTATING ELECTRIC PLANT	2 427	5 088	3 302
273 STONE, SAND AND GRAVEL	41 484 220	107 072	69 188	718 OTH. POWR. GENRTNG. MACHNRY	708	2 629	1 690
274 SULPHUR, UNRSTD. IRON PYRS	19 200	153	100	721 AGRIC. MACHINES, EX. TRACTR	33 125	25 609	16 367
278 OTHER CRUDE MINERALS	8 061 348	46 827	30 063	722 TRACTORS	67	77	47
281 IRON ORE, CONCENTRATES	13 747 215	76 966	49 408	723 CIVIL ENGINEERING EQUIPT	8 139	7 567	4 845
282 FERROUS WASTE AND SCRAP	67 507	4 427	2 838	724 TEXTILE, LEATHER MACHINES	269	564	355
283 COPPER ORES, CONCENTRATES	203 101	12 775	8 256	725 PAPER, PULP MILL MACHINES	2 875	10 882	6 957
287 ORE, CONCENTR. BASE METALS	2 289 980	29 372	18 814	726 PRINTNG, BOOKBINDNG MACHS	2 411	3 029	1 908
288 NON-FERROUS WASTE, SCRAP	376 504	33 863	21 981	727 FOOD-PROCESS. MCH. NON DOM	1 068	2 399	1 540
289 PREC. METAL ORES, CONCTRTS	76	373	236	728 OTH. MACH. PTS, SPCL INDUST	11 015	28 100	17 958
291 CRUDE ANIMAL MATERLS, NES	3 120	338	219	731 METAL REMOVAL WORK TOOLS	68	73	47
292 CRUDE VEG. MATERIALS, NES	3 258	866	570	733 MACH-TOOLS, METAL-WORKING	2 299	6 229	3 935
321 COAL, NOT AGGLOMERATED	1 019 996	14 823	9 563	735 PARTS, NES, FOR MACH-TOOLS	884	3 287	2 114
333 PETROLEUM OILS, CRUDE	134 522 228	3 173 689	2 024 395	737 METALWORKING MACHNRY NES	749	2 261	1 439
334 PETROLEUM PRODUCTS	14 159 375	405 975	260 757	741 HEATING, COOLING EQUIP, PART	5 241	16 345	10 358
335 RESIDUAL PETROL. PRODUCTS	122 231	2 673	1 746	742 PUMPS FOR LIQUIDS, PARTS	4 149	17 759	11 674
342 LIQUEFIED PROPANE, BUTANE	1 666 060	54 563	34 577	743 PUMPS NES, CENTRIFUGS ETC	2 213	7 910	5 112
344 PETROLEUM GASES, NES	141 947	1 791	1 139	744 MECHANICAL HANDLING EQUIP	15 678	23 473	15 040
411 ANIMAL OILS AND FATS	43 034	4 005	2 529	745 OTH. NONELEC MCH, TOOL, NES	3 682	7 988	5 141
431 ANIMAL, VEG. FATS, OILS, NES	60 276	8 527	5 382	746 BALL OR ROLLER BEARINGS	1 831	1 686	1 064
511 HYDROCARBONS, NES, DERIVTS	511 108	35 558	22 427	747 TAPS, COCKS, VALVES, ETC.	5 718	10 377	6 602
512 ALCOHOL, PHENOL, ETC. DERIV	8 258	940	597	748 TRANSMISSIONS SHAFTS ETC	4 073	5 397	3 440
513 CARBOXYLIC ACIDS, DERIVTS	11 204	12 956	8 232	749 NON-ELECT MACH. PARTS, ETC	794	2 319	1 491
514 NITROGEN-FUNCT. COMPOUNDS	20 604	73 022	47 027	751 OFFICE MACHINES	602	4 228	2 702
515 ORGANO-INORGANIC COMPNDS	1 274	2 452	1 581	752 AUTOMATC. DATA PROC. EQUIP	4 120	72 121	46 249
516 OTHER ORGANIC CHEMICALS	1 966	3 873	2 500	759 PARTS, FOR OFFICE MACHINS	550	12 303	7 814
522 INORGANIC CHEM. ELEMENTS	521 562	59 528	38 178	761 TELEVISION RECEIVERS ETC	24	492	306
523 METAL. SALTS, INORGAN. ACID	37 566	5 547	3 566	762 RADIO-BROADCAST RECEIVER	5	113	76
524 OTHER CHEMICAL COMPOUNDS	490 402	49 713	31 895	763 SOUND RECORDER, PHONOGRPH	8	151	100
531 SYNTH. COLOURS, LAKES, ETC.	236	56	38	764 TELECOMM. EQUIP. PARTS NES	3 048	62 820	40 476
533 PIGMENTS, PAINTS, ETC.	32 322	13 099	8 478	771 ELECT POWER MACHNRY. PARTS	1 853	15 253	9 746
541 MEDICINES, ETC. EXC. GRP542	251	3 061	1 951	772 ELEC. SWITCH, RELAY, CIRCUIT	6 112	25 591	16 432
542 MEDICAMENTS	3 181	12 106	7 730	773 ELECTR. DISTRIB. EQPT NES	10 306	16 056	10 247
553 PERFUMERY, COSMETICS, ETC.	617	1 206	787	774 ELECTRO-MEDCL. XRAY EQUIP	341	18 286	11 739
554 SOAP, CLEANERS, POLISH, ETC	32 709	5 588	3 586	775 DOM. ELEC. NON-ELEC. EQUIPT	2 328	4 493	2 873
562 FERTILIZER, EXCEPT GRP272	530 725	12 702	7 924	776 TRANSISTORS, VALVES, ETC.	29	2 370	1 526
571 POLYMERS OF ETHYLENE	439 416	61 463	39 429	778 ELECTRIC. MACH. APPART. NES	8 438	18 322	11 918
572 POLYMERS OF STYRENE	12 109	2 777	1 782	781 PASS. MOTOR VEHCLS. EX. BUS	2 369	9 014	5 789
573 POLYMERS, VINYL CHLORIDE	74 049	7 934	5 139	782 GOODS, SPCL TRANSPORT VEH	14 130	18 219	11 522
574 POLYACETAL, POLYCARBONATE	33 813	12 115	7 774	783 ROAD MOTOR VEHICLES NES	5 716	11 141	7 159
575 OTH. PLASTIC, PRIMARY FORM	326 282	65 547	42 088	784 PARTS, TRACTORS, MOTOR VEH	52 578	61 228	39 473
579 PLASTIC WASTE, SCRAP ETC	4 250	185	118	785 CYCLES, MOTORCYCLES ETC.	295	1 280	807
581 PLASTIC TUBE, PIPE, HOSE	1 672	1 479	947	786 TRAILERS, SEMI-TRAILR, ETC	967	1 521	978
582 PLASTIC PLATE, SHEETS, ETC	19 856	8 321	5 286	791 RAILWAY VEHICLES. EQUIPNT	720	497	330
582 STARCHES, INULIN, ETC.	1 217	948	619	792 AIRCRAFT, ASSCOTD. EQUIPNT	65	1 730	1 101
593 EXPLOSIVES, PYROTECHNICS	5 149	10 322	6 598	793 SHIP, BOAT, FLOAT. STRUCTRS	13 442	33 057	20 952
				811 PREFABRICATED BUILDINGS	61 546	22 503	14 722
				812 PLUMBING, SANITRY, EQPT. ETC	487	931	619



## 7 IMPORTS AND EXPORTS (SPECIAL TRADE) BY COUNTRIES OF PRODUCTION AND CONSUMPTION AND BY GROUPS OF THE SITC-REV. III 1992

GROUP DESCRIPTION	DT = 100 KG	1 000 DM	1 000 \$	GROUP DESCRIPTION	DT = 100 KG	1 000 DM	1 000 \$
813 LIGHTING FIXTURES ETC.NES	10 511	22 055	14 063	513 CARBOXYLIC ACIDS, DERIVTS	138 385	19 760	12 664
821 FURNITURE, CUSHIONS, ETC.	27 784	41 495	26 606	514 NITROGEN-FUNCT. COMPOUNDS	23 662	12 199	7 869
831 TRUNK, SUITCASES, BAG, ETC	100	130	82	515 ORGANO-ORGANIC COMPNDS	9 180	15 070	9 677
841 MENS, BOYS CLOTHING, X-KNIT	82	595	380	516 OTHER ORGANIC CHEMICALS	46 765	13 306	8 547
842 WOMEN, GIRL CLOTHING, X-KNIT	13	149	95	522 INORGANIC CHEM. ELEMENTS	210 195	18 457	11 879
843 MENS, BOYS CLOTHING, KNIT	18	102	67	523 METAL SALTS, INORGAN. ACID	707 512	21 254	13 637
844 WOMEN, GIRLS CLOTHING, KNIT	132	686	438	524 OTHER CHEMICAL COMPOUNDS	3 034	902	574
845 OTHR. TEXTILE APPAREL, NES	154	1 324	844	525 RADIO-ACTIVE MATERIALS	3	660	418
846 CLOTHING ACCESSORS, FABRIC	67	351	223	531 SYNTH. COLOURS, LAKES, ETC.	5 209	12 544	8 049
848 CLOTHING, NONTEXTL; HEADGEAR	184	905	562	532 DYEING, TANNING MATERIALS	4 284	1 668	1 067
851 FOOTWEAR	80	125	82	533 PIGMENTS, PAINTS, ETC.	92 089	46 321	29 639
871 OPTICAL INSTRUMENTS, NES	41	20 876	13 302	541 MEDICINES, ETC. EXC. GRP542	3 944	19 726	12 693
872 MEDICAL INSTRUMENTS NES	223	1 629	1 041	542 MEDICAMENTS	6 956	50 167	32 207
873 METERS, COUNTERS, NES	10	432	277	551 ESSNTL. OIL, PERFUME, FLAVR	789	2 359	1 506
874 MEASURE, CONTROL INSTRMNT	1 477	37 222	23 781	553 PERFUMERY, COSMETICS, ETC.	20 914	26 177	16 795
881 PHOTOGRAPH APPAR. ETC. NES	155	4 302	2 736	554 SOAP, CLEANERS, POLISH, ETC	40 488	15 914	10 192
882 PHOTO. CINEMATOGRPH. SUPPL	115	135	83	562 FERTILIZER, EXCEPT GRP272	1 214 720	24 393	15 639
884 OPTICAL GOODS NES	11	273	172	571 POLYMERS OF ETHYLENE	185 465	26 802	17 150
885 WATCHES AND CLOCKS	32	207	133	572 POLYMERS OF STYRENE	51 265	13 576	8 734
891 ARMS AND AMMUNITION	107	1 620	1 022	573 POLYMERS, VINYL CHLORIDE	76 757	11 165	7 183
892 PRINTED MATTER	2 654	3 301	2 121	574 POLYACETAL, POLYCARBONATE	41 931	19 685	12 651
893 ARTICLES, NES, OF PLASTICS	34 956	18 924	12 246	575 OTH. PLASTIC, PRIMARY FORM	140 145	51 400	33 050
894 BABY CARRIAGE, TOYS, GAMES	4 864	8 553	5 467	579 PLASTIC WASTE, SCRAP ETC	5 564	257	167
895 OFFICE, STATIONERY SUPPLS	348	1 064	677	581 PLASTIC TUBE, PIPE, HOSE	9 912	8 356	5 376
896 WORKS OF ART, ANTIQUE ETC	112	2 163	1 364	582 PLASTIC PLATE, SHEETS, ETC	49 543	37 147	23 765
897 GOLD, SILVERWARE, JEWEL NES	2	1 003	636	583 MONOFILAMENT OF PLASTICS	5 064	4 539	2 918
898 MUSICAL INSTRUMENTS, ETC.	356	3 098	2 000	591 INSECTICIDES, ETC.	6 799	11 175	6 985
899 MISC MANUFACTRD GOODS NES	7 361	8 070	5 244	592 STARCHES, INULIN, ETC.	26 808	10 153	6 507
961 COIN NONGOLD NONCURRENT	5	993	626	593 EXPLOSIVES, PYROTECHNICS	2 128	8 067	5 228
971 GOLD, NONMONTY EXCL ORES	2	1 612	1 012	597 PREPRED ADDITIVES, LIQUIDS	51 399	14 800	9 422
972 MONETARY GOLD, GOLD COINS		759	480	598 MISC. CHEMICAL PRODS. NES	212 252	57 058	36 543
				611 LEATHER	1 298	6 635	4 325
EXPORTS	15 150 023	5 659 317	3 628 987	612 MANUFACT. LEATHER ETC. NES	258	1 101	711
001 LIVE ANIMALS	74	423	270	613 FURSKINS, TANNED, DRESSED	1	62	40
011 BOVINE MEAT	266	55	38	621 MATERIALS OF RUBBER	17 358	12 121	7 781
017 MEAT, OFFL. PRPD, PRSVD, NES	42	59	40	625 RUBBER TYRES, TUBES, ETC.	39 196	26 713	17 188
022 MILK AND CREAM	395	137	90	629 ARTICLES OF RUBBER, NES	7 822	16 682	10 713
024 CHEESE AND CURD	1 973	2 161	1 383	633 CORK MANUFACTURES	843	1 888	1 210
034 FISH, FRESH, CHILLED, FROZEN	3 597	1 455	911	634 VENEERS, PLYWOOD, ETC.	70 532	15 176	9 698
037 FISH ETC. PREPD, PRSVD, NES	6 518	2 518	1 621	635 WOOD MANUFACTURES, NES	14 613	5 001	3 202
041 WHEAT, MESLIN, UNMILLED	37 310	798	512	641 PAPER AND PAPERBOARD	197 075	46 201	29 689
042 RICE	16 160	1 255	802	642 PAPER, PAPERBOARD, CUT ETC	65 016	30 284	19 461
045 OTHER CEREALS, UNMILLED	56 120	549	354	651 TEXTILE YARN	14 845	20 124	12 876
047 OTHER CEREAL MEAL, FLOURS	110 255	1 562	1 026	652 COTTON FABRICS, WOVEN	4 744	8 824	5 677
048 CEREAL PREPARATIONS	136 093	14 111	9 126	653 FABRICS, MAN-MADE FIBRES	5 045	15 260	9 734
054 VEGETABLES	9 115	3 029	1 900	654 OTH. TEXTILE FABRIC, WOVEN	1 075	2 402	1 543
056 VEGETABLES, PRPD, PRSVD, NES	3 353	1 810	1 176	655 KNIT, CROCHET, FABRIC NES	1 367	2 976	1 887
057 FRUIT, NUTS EXCL. OILS, NUTS	13 868	2 568	1 632	656 TULLE, LACE, EMBROIDRY, ETC	795	4 111	2 642
058 FRUIT, PRESERVED, PREPARED	8 737	2 977	1 919	657 SPECIAL YARN, TEXTL. FABRIC	18 697	32 376	20 754
059 FRUIT, VEGETABLE JUICES	10 500	3 915	2 499	658 TEXTILE ARTICLES NES	4 643	9 533	6 145
061 SUGARS, MOLASSES, HONEY	209 716	11 223	7 165	659 FLOOR COVERINGS, ETC.	13 295	12 451	7 963
062 SUGAR CONFECTIONERY	9 661	6 009	3 866	661 LIME, CEMENT, CONSTR. MATRL	34 879	936	597
071 COFFEE, COFFEE SUBSTITUTE	7 252	5 004	3 226	662 CLAY, REFRCT. CONSTR. MATRL	84 228	10 796	6 929
072 COCOA	11 498	5 461	3 423	663 MINERAL MANUFACTURES, NES	60 447	20 826	13 354
073 CHOCOLATE, OTH. COCOA PREP	10 075	8 023	5 277	664 GLASS	112 314	19 207	12 310
074 TEA AND MATE	330	344	221	665 GLASSWARE	22 749	13 209	8 468
075 SPICES	2 989	2 027	1 292	666 POTTERY	10 738	14 256	9 196
081 ANIMAL FEED STUFF	109 812	21 023	13 518	667 PEARLS, PRECIOUS STONES			
091 MARGARINE AND SHORTENING	281	126	78	671 PIG IRON, SPIEGELEISN, ETC	10 488	1 262	800
098 EDIBLE PROD. PREPRTNS, NES	11 063	7 505	4 815	672 INGOTS ETC. IRON OR STEEL	441 469	16 429	10 745
111 NON-ALCOHOL. BEVERAGE, NES	48 179	6 550	4 223	673 FLAT-ROLLED IRON ETC.	409 632	31 996	20 543
112 ALCOHOLIC BEVERAGES	53 499	14 475	9 330	674 FLAT-ROLLED PLATED IRON	23 866	3 808	2 449
122 TOBACCO, MANUFACTURED	8	61	37	675 FLAT-ROLLED, ALLOY STEEL	147 810	42 963	27 879
222 OILSEED(SFT. FIX VEG. OIL)	3 642	325	207	676 IRON, STL. BAR, SHAPES ETC.	362 363	39 549	25 520
223 OILSEED(OTH. FIX. VEG. OIL)	354	57	34	677 RAILWAY TRACK IRON, STEEL	15 907	3 847	2 423
231 NATURAL RUBBER, ETC.	339	97	63	678 WIRE OF IRON OR STEEL	15 382	2 909	1 875
232 SYNTHETIC RUBBER, ETC.	7 182	2 267	1 479	679 TUBES, PIPES, ETC. IRON, STL	453 487	137 671	87 246
246 WOOD IN CHIPS, PARTICLES	106 582	1 032	657	681 SILVER, PLATINUM, ETC.	272	6 183	3 966
247 WOOD ROUGH, ROUGH SQUARED	128 031	1 236	778	682 COPPER	48 390	33 368	21 446
248 WOOD, SIMPLY WORKED	76 229	7 534	4 756	683 NICKEL	457	2 272	1 447
251 PULP AND WASTE PAPER	23 266	1 606	1 032	684 ALUMINIUM	31 398	24 755	15 867
266 SYNTHETIC FIBRES	11 828	3 659	2 355	685 LEAD	5 443	1 021	649
267 OTHER MAN-MADE FIBRES	179	76	49	686 ZINC	2 226	997	646
268 WOOL, OTHER ANIMAL HAIR	1 314	713	449	687 TIN	240	394	256
269 WORN CLOTHING, TEXTL. ARTL	300	97	63	689 MISC. NON-FERR. BASE METAL	2 041	956	623
272 FERTILIZERS, CRUDE	1 741	161	103	691 METALLIC STRUCTURES NES	58 077	36 602	23 807
273 STONE, SAND AND GRAVEL	439 288	1 664	1 066	692 CONTAINERS, STORAGE, TRNSP	17 004	9 919	6 349
278 OTHER CRUDE MINERALS	1 035 408	11 286	7 247	693 WIRE PRODUCTS EXCL. ELECT	76 036	11 651	7 464
282 FERROUS WASTE AND SCRAP	849 737	10 052	6 366	694 NAILS, SCREWS, NUTS, ETC.	23 683	18 539	11 938
285 ALUMINIUM ORE, CONCTR. ETC	18 226	784	491	695 TOOLS	10 998	41 107	26 340
287 ORE, CONCENTR. BASE METALS	20 548	109	66	696 CUTLERY	625	4 134	2 651
288 NON-FERROUS WASTE, SCRAP	217 005	17 866	11 564	697 HOUSEHOLD EQUIPMENT, NES	15 086	8 266	5 316
289 PREC. METAL ORES, CONCENTRS	1	1 200	761	699 MANUFACT. BASE METAL, NES	70 252	68 578	44 015
291 CRUDE ANIMAL MATERLS, NES	11 235	6 315	4 071	700 CPL IND PLANT (84/85/87)	13	94	63
292 CRUDE VEG. MATERIALS, NES	17 276	7 289	4 739	711 STEAM GENER. BOILERS, ETC.	126	2 331	1 382
321 COAL, NOT AGGLOMERATED	47 010	1 023	664	712 STEAM TURBINES	88	2 037	1 382
322 BRIQUETTES, LIGNITE, PEAT	3 544	132	84	713 INTRNL COMBUS PSTN ENGIN	21 863	85 375	55 453
325 COKE, SEMI-COKE, RET. CARBN	1 047 621	19 007	12 135	714 ENGINES, MOTORS NON-ELECT	114	8 784	5 660
334 PETROLEUM PRODUCTS	1 748 474	38 127	24 366	716 ROTATING ELECTRIC PLANT	22 252	53 125	34 327
335 RESIDUAL PETROL. PRODUCTS	140 343	6 984	4 471	718 OTH. POWR. GENRTNG. MACHNRY	2 820	14 965	9 566
342 LIQUEFIED PROPANE, BUTANE	41 181	969	624	721 AGRIC. MACHINES, EX. TRACTR	14 077	14 482	9 237
344 PETROLEUM GASES, NES				722 TRACTORS	12 346	15 799	10 187
411 ANIMAL OILS AND FATS	850	68	45	723 CIVIL ENGINEERING EQUIPT	29 226	47 277	30 217
421 FIXED VEG. FAT, OILS, SOFT	77 111	5 431	3 472	724 TEXTILE, LEATHER MACHINES	3 654	13 942	8 964
422 FIXED VEG. FAT, OILS, OTHER	1 499	210	133	725 PAPER, PULP MILL MACHINES	5 515	21 488	13 666
431 ANIMAL, VEG. FATS, OILS, NES	10 000	2 260	1 443	726 PRINTING, BOOKBINDING MACHS	3 511	18 910	12 359
511 HYDROCARBONS, NES, DERIVTS	10 162	1 808	1 157	727 FOOD-PROCESS. MCH. NON DOM	3 815	23 945	15 458
512 ALCOHOL, PHENOL, ETC. DERIV	102 740	15 509	9 960	728 OTH. MACH. PTS, SPCL INDOUST	32 640	98 242	63 015
				731 METAL REMOVAL WORK TOOLS	6 143	17 939	11 636



## 7 IMPORTS AND EXPORTS (SPECIAL TRADE) BY COUNTRIES OF PRODUCTION AND CONSUMPTION AND BY GROUPS OF THE SITC-REV. III 1992

GROUP DESCRIPTION	DT = 100 KG	1 000 DM	1 000 \$	GROUP DESCRIPTION	DT = 100 KG	1 000 DM	1 000 \$
733 MACH-TOOLS, METAL-WORKING	2 646	7 079	4 562	111 NON-ALCOHOL. BEVERAGE, NES	1 138	155	100
735 PARTS, NES, FOR MACH-TOOLS	1 278	6 685	4 277	112 ALCOHOLIC BEVERAGES	4 027	2 481	1 578
737 METALWORKING MACHINERY NES	4 135	10 525	6 777	122 TOBACCO, MANUFACTURED	173	253	161
741 HEATING, COOLING EQUIP, PART	15 096	45 123	29 197	211 HIDES, SKINS (EX. FURS), RAW	10 222	2 410	1 534
742 PUMPS FOR LIQUIDS, PARTS	12 753	56 809	36 305	212 FURSKINS, RAW	155	3 988	2 504
743 PUMPS NES, CENTRIFUGS ETC	18 423	62 480	39 935	222 OILSEED (SFT. FIX VEG. OIL)	8 089	539	338
744 MECHANICAL HANDLING EQUIP	37 112	55 940	35 979	231 NATURAL RUBBER, ETC.	12 982	216	140
745 OTH. NONELEC MCH, TOOL, NES	26 983	72 560	46 469	232 SYNTHETIC RUBBER, ETC.	13 085	1 807	1 177
746 BALL OR ROLLER BEARINGS	3 530	12 476	8 027	246 WOOD IN CHIPS, PARTICLES	270 352	6 903	4 447
747 TAPS, COCKS, VALVES, ETC.	11 897	51 853	33 543	247 WOOD ROUGH, ROUGH SQUARED	8 228 526	700 223	448 743
748 TRANSMISSIONS SHAFTS ETC	23 565	64 299	41 323	248 WOOD, SIMPLY WORKED	9 907 634	885 276	568 295
749 NON-ELECT MACH. PARTS, ETC	15 841	43 462	27 965	251 PULP AND WASTE PAPER	533	163	107
751 OFFICE MACHINES	2 700	11 805	7 513	266 SYNTHETIC FIBRES	27 005	7 834	4 999
752 AUTOMAT. DATA PROC. EQUIP	4 560	74 458	47 772	267 OTHER MAN-MADE FIBRES	9 931 287	41 087	26 309
759 PARTS, FOR OFFICE MACHINES	2 336	28 140	18 044	273 STONE, SAND AND GRAVEL	73 574	1 630	1 062
761 TELEVISION RECEIVERS ETC	7 422	21 586	13 847	278 OTHER CRUDE MINERALS	60 018 532	340 328	218 372
762 RADIO-BROADCAST RECEIVER	380	4 498	2 902	281 IRON ORE, CONCENTRATES	99 252	12 297	7 858
763 SOUND RECORDER, PHONOGRPH	748	5 715	3 668	282 FERROUS WASTE AND SCRAP	116 200	8 392	5 482
764 TELECOMM. EQUIP. PARTS NES	6 521	74 625	48 256	283 COPPER ORES, CONCENTRATES	643 675	28 004	18 160
771 ELECT POWER MACHIN. PARTS	15 731	34 385	22 111	287 ORE, CONCENTR. BASE METALS	185 652	45 735	29 543
772 ELEC. SWITCH, RELAY, CIRCUIT	30 859	186 472	120 387	288 NON-FERROUS WASTE, SCRAP	22 767	29 079	18 688
773 ELECTR. DISTRIBUT. EQUIP NES	28 462	35 460	22 923	289 PREC. METAL ORES, CONCENTRATES	14 335	2 568	1 639
774 ELECTRO-MEDICAL, XRAY EQUIP	939	18 378	11 915	291 CRUDE ANIMAL MATERIALS, NES	7 124	8 514	5 394
775 DOM. ELEC. NON-ELEC. EQUIP	99 969	127 724	82 060	292 CRUDE VEG. MATERIALS, NES	10 015	236	154
776 TRANSISTORS, VALVES, ETC.	1 487	10 950	7 039	322 BRIQUETTES, LIGNITE, PEAT	14 168 762	404 150	259 187
778 ELECTRIC MACH. APPAR. NES	80 369	125 099	80 298	334 PETROLEUM PRODUCTS	164 521	5 671	3 691
781 PASS. MOTOR VEHICLES, EX. BUS	248 208	419 055	269 169	335 RESIDUAL PETROL. PRODUCTS	66 440	3 262	2 015
782 GOODS, SPCL. TRANSPORT VEH	43 132	79 556	51 116	342 LIQUEFIED PROPANE, BUTANE	16 512	1 461	939
783 ROAD MOTOR VEHICLES NES	13 463	36 328	22 960	411 ANIMAL OILS AND FATS	10 050	716	451
784 PARTS, TRACTORS, MOTOR VEH	56 815	133 111	85 908	421 FIXED VEG. FAT, OILS, SOFT	9 531	1 740	1 140
785 CYCLES, MOTORCYCLES ETC.	6 420	18 148	11 484	422 FIXED VEG. FAT, OILS, OTHER	164 001	12 799	8 186
786 TRAILERS, SEMI-TRAILER, ETC	27 174	29 093	18 454	431 ANIMAL, VEG. FATS, OILS, NES	7 897	427	270
791 RAILWAY VEHICLES, EQUIPMENT	14 059	26 845	16 862	511 HYDROCARBONS, NES, DERIVS	96 118	17 059	10 895
792 AIRCRAFT, ASSOC. EQUIPMENT	54	2 973	1 916	512 ALCOHOL, PHENOL, ETC. DERIV	108 870	27 361	17 489
793 SHIP, BOAT, FLOAT, STRUCTURES	279 414	233 521	145 147	513 CARBOXYLIC ACIDS, DERIVS	79 955	30 526	19 657
800 CPL. IND. PLANT CHAP. 90/94	240	6 055	3 645	514 NITROGEN-FUNCT. COMPOUNDS	4 863	6 339	4 393
811 PREFABRICATED BUILDINGS	365	446	278	515 ORGANIC-INORGANIC COMPOUNDS	16 805	9 678	6 161
812 PLUMBING, SANITARY, EQUIP. ETC	5 964	4 129	2 657	516 OTHER ORGANIC CHEMICALS	123 494	9 691	6 126
813 LIGHTING FIXTURES ETC. NES	10 464	32 315	20 688	522 INORGANIC CHEM. ELEMENTS	380 906	33 800	21 788
821 FURNITURE, CUSHIONS, ETC.	26 871	29 760	19 044	523 METAL, SALTS, INORGAN. ACID	108 894	13 491	8 650
831 TRUNK, SUITCASES, BAG, ETC	1 515	4 996	3 198	524 OTHER CHEMICAL COMPOUNDS	677	101 276	63 780
841 MENS, BOYS CLOTHING, X-KNIT	1 000	14 353	9 341	525 RADIO-ACTIVE MATERIALS	609	531	345
842 WOMEN, GIRL CLOTHING, X-KNIT	5 218	80 690	52 562	531 SYNTH. COLOURS, LAKES, ETC.	81 445	28 582	18 364
843 MENS, BOYS CLOTHING, KNIT	59	602	392	533 PIGMENTS, PAINTS, ETC.	5 673	22 412	14 338
844 WOMEN, GIRLS CLOTHING, KNIT	811	8 867	5 817	541 MEDICINES, ETC. EXC. GRP542	22 363	476 084	304 898
845 OTHR. TEXTILE APPAREL, NES	1 367	15 844	10 307	542 MEDICAMENTS	6 515	2 886	1 836
846 CLOTHING ACCESSORS, FABRIC	1 528	10 561	6 806	551 ESSNTL. OIL, PERFUME, FLAVR	1 341	2 936	1 863
848 CLOTHING, NONTEXTILE, HEADGEAR	632	4 832	3 138	553 PERFUMERY, COSMETICS, ETC.	16 507	5 644	3 611
851 FOOTWEAR	4 384	23 785	15 336	554 SOAP, CLEANERS, POLISH, ETC	108 559	3 662	2 269
871 OPTICAL INSTRUMENTS, NES	484	9 331	6 030	562 FERTILIZER, EXCEPT GRP272	643 136	156 869	101 232
872 MEDICAL INSTRUMENTS NES	3 690	36 768	23 493	571 POLYMERS OF ETHYLENE	156 750	24 086	15 329
873 METERS, COUNTERS, NES	1 459	10 752	6 827	572 POLYMERS OF STYRENE	143 499	19 668	12 522
874 MEASURE, CONTROL INSTRUMENT	5 302	88 378	56 707	573 POLYMERS, VINYL CHLORIDE	27 046	4 954	3 198
881 PHOTOGRAPH APPAR. ETC. NES	1 487	13 015	8 366	574 POLYACETAL, POLYCARBONATE	218 534	54 345	34 935
882 PHOTO. CINEMATOGRAPH. SUPPL	13 212	25 680	16 521	575 OTH. PLASTIC, PRIMARY FORM	25 684	2 647	1 686
884 OPTICAL GOODS NES	271	15 504	9 929	579 PLASTIC WASTE, SCRAP ETC	23 337	22 663	14 599
885 WATCHES AND CLOCKS	724	7 807	5 572	581 PLASTIC TUBE, PIPE, HOSE	121 866	53 522	34 274
891 ARMS AND AMMUNITION	1 062	8 744	5 572	582 PLASTIC PLATE, SHEETS, ETC	1 944	1 334	855
892 PRINTED MATTER	54 974	94 489	62 223	583 MONOFILAMENT OF PLASTICS	4 756	11 126	6 993
893 ARTICLES, NES, OF PLASTICS	86 877	80 051	51 174	591 INSECTICIDES, ETC.	67 362	24 023	15 393
894 BABY CARRIAGE, TOYS, GAMES	12 421	20 999	13 539	592 STARCHES, INULIN, ETC.	710	2 505	1 606
895 OFFICE, STATIONERY SUPPLS	3 512	11 982	7 658	593 EXPLOSIVES, PYROTECHNICS	2 630	1 332	856
896 WORKS OF ART, ANTIQUE ETC	43	2 214	1 454	597 PREPARED ADDITIVES, LIQUIDS	265 087	81 421	52 243
897 GOLD, SILVERWARE, JEWEL NES	245	25 518	16 546	598 MISC. CHEMICAL PRODS. NES	1 310	4 038	2 562
898 MUSICAL INSTRUMENTS, ETC.	9 614	35 001	22 488	611 LEATHER	247	744	486
899 MISC. MANUFACTURED GOODS NES	16 262	22 421	14 398	612 MANUFACT. LEATHER ETC. NES	22	210	133
971 GOLD, NONMONTARY EXCL. ORES		4 748	3 055	613 FURSKINS, TANNED, DRESSED	57 743	29 737	19 046
				621 MATERIALS OF RUBBER	35 628	28 073	18 037
				625 RUBBER TYRES, TUBES, ETC.	25 532	35 733	22 909
				629 ARTICLES OF RUBBER, NES	917	749	480
				633 CORK MANUFACTURES	178 523	34 963	22 586
				634 VENEERS, PLYWOOD, ETC.	362 079	162 257	104 463
				635 WOOD MANUFACTURES, NES	14 458 851	2 003 756	1 283 628
				641 PAPER AND PAPERBOARD	674 919	145 996	93 225
				642 PAPER, PAPERBOARD, CUT ETC	20 413	11 664	7 419
				651 TEXTILE YARN	3 249	8 613	5 468
				652 COTTON FABRICS, WOVEN	2 569	12 417	7 922
				653 FABRICS, MAN-MADE FIBRES	8 665	11 669	7 464
				654 OTH. TEXTILE FABRIC, WOVEN	1 318	2 558	1 632
				655 KNIT, CROCHET, FABRIC NES	284	880	566
				656 TULLE, LACE, EMBROIDRY, ETC	91 379	78 293	50 232
				657 SPECIAL YARN, TEXTILE FABRIC	4 821	11 251	7 077
				658 TEXTILE ARTICLES NES	3 043	2 859	1 834
				659 FLOOR COVERINGS, ETC.	50 290	4 914	3 199
				661 LIME, CEMENT, CONSTR. MATRL	90 516	6 671	4 327
				662 CLAY, REFRCT. CONSTR. MATRL	89 814	14 365	9 186
				663 MINERAL MANUFACTURES, NES	261 873	47 110	30 189
				664 GLASS	99 987	11 212	7 127
				665 GLASSWARE	456	1 139	724
				666 POTTERY			
				667 PEARLS, PRECIOUS STONES			
				671 PIG IRON, SPIEGELEISN, ETC	418 549	62 047	39 783
				672 INGOTS ETC. IRON OR STEEL	208 106	49 921	31 513
				673 FLAT-ROLLED IRON ETC.	2 832 170	197 985	126 494
				674 FLAT-ROLLED PLATED IRON	348 712	35 633	22 871
				675 FLAT-ROLLED, ALLOY STEEL	1 078 659	309 853	198 423
				676 IRON, STL. BAR, SHAPES ETC.	1 995 600	215 680	138 204
				677 RAILWAY TRACK IRON, STEEL	26 916	1 899	1 212
				678 WIRE OF IRON OR STEEL	132 348	73 474	46 933

## SWEDEN

## IMPORTS

001 LIVE ANIMALS	605	2 020	1 308
012 OTHER MEAT, MEAT OFFAL	951	587	389
016 MEAT, ED. OFFL, DRY, SLT, SMK	26	66	43
017 MEAT, OFFL, PRPD, PRSVD, NES	15 750	7 325	4 737
022 MILK AND CREAM	8 080	4 637	3 034
024 CHEESE AND CURD	392	438	283
025 EGGS, BIRDS, YOLKS, ALBUMIN	2 005	127	83
034 FISH, FRESH, CHILLED, FROZEN	44 450	14 360	9 413
035 FISH, DRIED, SALTED, SMOKED	367	1 008	634
036 CRUSTACEANS, MOLLUSCS ETC	147	167	101
037 FISH ETC. PRPD, PRSVD, NES	5 762	4 474	2 851
045 OTHER CEREALS, UNMILLED	936	103	68
048 CEREAL PREPARATIONS	99 348	36 790	23 508
054 VEGETABLES	28 049	5 008	3 197
056 VEGETABLES, PRPD, PRSVD, NES	8 714	2 430	1 571
057 FRUIT, NUTS EXCL. OIL NUTS	1 859	678	450
058 FRUIT, PRESERVED, PREPARED	19 693	7 597	4 892
059 FRUIT, VEGETABLE JUICES	1 372	376	239
061 SUGARS, MOLASSES, HONEY	1 059	378	245
062 SUGAR CONFECTIONERY	2 473	1 526	978
071 COFFEE, COFFEE SUBSTITUTE	1 976	5 732	3 742
073 CHOCOLATE, OTH. COCOA PREP	60 248	60 310	38 623
074 TEA AND MATE	67	91	60
075 SPICES	97	59	39
081 ANIMAL FEED STUFF	6 817	531	338
091 MARGARINE AND SHORTENING	1 038	360	229
098 EDIBLE PROD. PREPRTNS, NES	21 524	8 551	5 536



7 IMPORTS AND EXPORTS (SPECIAL TRADE) BY COUNTRIES OF PRODUCTION AND CONSUMPTION AND BY GROUPS OF THE SITC-REV. III 1992

GROUP DESCRIPTION	DT = 100 KG	1 000 DM	1 000 \$	GROUP DESCRIPTION	DT = 100 KG	1 000 DM	1 000 \$
679 TUBES,PIPES,ETC. IRON,STL	460 762	174 170	111 274	971 GOLD,NONMONTRY EXCL ORES	181	23 737	15 149
681 SILVER,PLATINUM,ETC.	748	16 659	10 501	EXPORTS	45 454 909	14 630 450	9 383 850
682 COPPER	201 575	99 875	64 190	001 LIVE ANIMALS	828	1 927	1 220
683 NICKEL	5 650	10 639	6 770	011 BOVINE MEAT	340	250	160
684 ALUMINIUM	322 720	106 574	68 499	012 OTHER MEAT, MEAT OFFAL	39 736	1 640	1 047
685 LEAD	192 887	17 478	11 121	016 MEAT,ED.OFFL.DRY,SLT,SMK	785	909	587
686 ZINC	2 576	438	277	017 MEAT,OFFL.PRPD,PRSD,NES	20 957	23 637	15 212
687 TIN	358	94	58	022 MILK AND CREAM	6 231	2 939	1 832
689 MISC.NON-FERR.BASE METAL	5 882	16 266	10 233	024 CHEESE AND CURD	32 328	20 392	13 130
691 METALLIC STRUCTURES NES	79 085	52 292	33 892	034 FISH,FRESH,CHILLED,FROZN	8 990	3 748	2 415
692 CONTAINERS,STORAGE,TRNSP	36 186	30 226	19 381	035 FISH,DRIED,SALTED,SMOKED	999	115	73
693 WIRE PRODUCTS EXCL.ELECT	4 917	2 796	1 784	037 FISH ETC.PRPD,PRSD,NES	7 669	3 442	2 190
694 NAILS,SCREWS,NUTS,ETC.	19 011	24 218	15 519	042 RICE	17 457	1 486	946
695 TOOLS	18 391	216 740	138 053	043 BARLEY, UNMILLED	180 743	2 738	1 878
696 CUTLERY	171	814	510	045 OTHER CEREALS, UNMILLED	679	242	158
697 HOUSEHOLD EQUIPMENT,NES	19 405	19 084	12 214	047 OTHER CEREAL MEAL,FLOURS	110 064	2 187	1 427
699 MANUFACTS.BASE METAL,NES	146 616	138 318	88 545	048 CEREAL PREPARATIONS	81 236	27 169	17 368
711 STEAM GENER. BOILERS,ETC.	1 561	2 421	1 500	054 VEGETABLES	256 033	17 675	11 174
712 STEAM TURBINES	88	808	522	056 VEGETABLES, PRPD, PRSD, NES	20 202	7 720	4 931
713 INTRNL COMBUS PSTN ENGIN	20 200	47 370	30 562	057 FRUIT,NUTS EXCL.OIL NUTS	89 991	15 116	9 582
714 ENGINES,MOTORS NON-ELECT	2 922	23 451	15 345	058 FRUIT,PRESERVED,PREPARED	23 473	10 928	7 012
716 ROTATING ELECTRIC PLANT	54 462	77 179	49 642	059 FRUIT, VEGETABLE JUICES	30 638	6 325	4 058
718 OTH.POWR.GENRTNG.MACHNRY	10 383	110 458	70 767	061 SUGARS,MOLASSES,HONEY	100 680	3 371	2 171
721 AGRIC.MACHINES,EX.TRACTR	32 538	107 623	69 241	062 SUGAR CONFECTIONERY	11 406	5 973	3 822
722 TRACTORS	3 342	5 557	3 594	071 COFFEE,COFFEE SUBSTITUTE	22 991	22 655	14 498
723 CIVIL ENGINEERING EQUIPT	204 326	221 294	142 449	072 COCOA	24 246	8 777	5 646
724 TEXTILE,LEATHER MACHINES	7 520	31 925	20 449	073 CHOCOLATE,OTH.COCOA PREP	17 856	12 186	7 979
725 PAPER,PULP MILL MACHINES	20 856	76 562	48 388	074 TEA AND MATE	1 122	1 258	805
726 PRINTING,BOOKBINDING MACHS	14 040	35 728	22 841	075 SPICES	3 079	2 305	1 461
727 FOOD-PROCESS.MCH.NON DOM	4 733	13 545	8 509	081 ANIMAL FEED STUFF	943 769	78 959	50 666
728 OTH.MACH.PTS,SPCL INDUSTR	75 966	214 742	137 054	091 MARGARINE AND SHORTENING	3 680	666	423
731 METAL REMOVAL WORK TOOLS	8 611	33 289	21 101	098 EDIBLE PROD.PREPRTNS,NES	68 907	29 406	18 835
733 MACH-TOOLS,METAL-WORKING	13 181	28 074	17 863	111 NON-ALCOHOL.BEVERAGE,NES	69 071	12 302	7 922
735 PARTS,NES,FOR MACH-TOOLS	7 427	38 107	24 415	112 ALCOHOLIC BEVERAGES	216 553	55 228	35 789
737 METALWORKING MACHNRY NES	31 560	42 826	27 504	122 TOBACCO, MANUFACTURED	155	813	521
741 HEATING,COOLING EQUIP,PART	62 860	160 164	102 921	211 HIDES,SKINS(EX.FURS),RAW	9 632	2 007	1 267
742 PUMPS FOR LIQUIDS,PARTS	26 296	79 938	51 190	222 OILSEED(SFT.FIX VEG.OIL)	164 881	6 590	4 345
743 PUMPS NES,CENTRIFUGS ETC	34 163	97 127	62 045	223 OILSEED(OTH.FIX.VEG.OIL)	2 207	221	145
744 MECHANICAL HANDLING EQUIP	184 906	260 309	166 631	231 NATURAL RUBBER, ETC.	991	186	122
745 OTH.NONELEC MCH,TOOL,NES	18 091	80 967	52 032	232 SYNTHETIC RUBBER, ETC.	91 137	17 435	11 182
746 BALL OR ROLLER BEARINGS	31 465	80 527	51 946	245 FUEL WOOD, WOOD CHARCOAL	1 860	171	107
747 TAPS,COCKS,VALVES,ETC.	14 641	64 725	41 470	246 WOOD IN CHIPS, PARTICLES	667 203	6 836	4 403
748 TRANSMISSIONS SHAFTS ETC	48 931	49 571	31 810	247 WOOD ROUGH,ROUGH SQUARED	9 068 571	85 594	55 164
749 NON-ELECT MACH,PARTS,ETC	8 890	22 502	14 434	248 WOOD, SIMPLY WORKED	55 114	6 759	4 363
751 OFFICE MACHINES	1 829	16 391	10 502	251 PULP AND WASTE PAPER	1 534 303	27 575	17 861
752 AUTOMATC.DATA PROC.EQUIP	15 406	245 596	157 154	263 COTTON	21 988	4 259	2 690
759 PARTS,FOR OFFICE MACHINS	5 441	110 407	70 790	265 VEGETABLE TEXTILE FIBRES	239	66	43
761 TELEVISION RECEIVERS ETC	3 063	12 760	8 140	266 SYNTHETIC FIBRES	25 995	8 792	5 627
762 RADIO-BROADCAST RECEIVER	57	1 137	713	267 OTHER MAN-MADE FIBRES	4 004	680	441
763 SOUND RECORDER,PHONOGRPH	14	178	110	268 WOOL, OTHER ANIMAL HAIR	1 243	1 383	904
764 TELECOMM.EQUIP.PARTS NES	13 116	279 958	179 538	272 FERTILIZERS, CRUDE	15 475	1 062	674
771 ELECT POWER MACHNRY,PARTS	8 497	32 104	20 574	273 STONE, SAND AND GRAVEL	259 868	4 337	2 778
772 ELEC. SWITCH.RELAY.CIRCUIT	11 278	48 733	31 118	274 SULPHUR,UNSTD.IRON PYRS	33 758	604	372
773 ELECTR.DISTRIBT.EQPT NES	84 545	42 430	27 255	277 NATURAL ABRASIVES, NES	468	756	484
774 ELECTRO-MEDCL.XRAY EQUIP	9 966	138 739	89 283	278 OTHER CRUDE MINERALS	4 720 267	37 791	24 272
775 DOM.ELEC.NON-ELEC.EQUIPT	49 802	76 401	48 747	282 FERROUS WASTE AND SCRAP	714 381	70 163	44 650
776 TRANSISTORS,VALVES,ETC.	612	16 337	10 509	283 COPPER ORES,CONCENTRATES	81 519	7 908	5 081
778 ELECTRIC.MACH.APPLT.NES	30 950	107 108	68 720	285 ALUMINIUM ORE,CONCTR.ETC	13 894	1 653	1 096
781 PASS.MOTOR VEHCL. EX.BUS	179 644	438 543	278 636	287 ORE,CONCENTR.BASE METALS	327 313	18 583	11 671
782 GOODS,SPCL TRANSPORT VEH	184 155	273 886	173 831	288 NON-FERROUS WASTE,SCRAP	284 196	61 916	39 102
783 ROAD MOTOR VEHICLES NES	60 613	82 538	52 008	289 PREC.METAL ORES,CONCRTS	485	628	402
784 PARTS,TRACTORS,MOTOR VEH	156 133	261 891	167 761	291 CRUDE ANIMAL MATERLS,NES	142 490	14 952	9 616
785 CYCLES,MOTORCYCLES ETC.	7 236	12 380	7 874	292 CRUDE VEG.MATERIALS,NES	60 844	26 768	17 020
786 TRAILERS,SEMI-TRAILER,ETC	22 655	19 014	12 175	322 BRIQUETTES,LIGNITE,PEAT	20 163	2 309	1 432
791 RAILWAY VEHICLES.EQUIPNT	3 257	4 900	3 099	325 COKE,SEMI-COKE,RET.CARBON	44 787	1 174	771
792 AIRCRAFT,ASSOCTD.EQUIPNT	296	13 441	8 423	334 PETROLEUM PRODUCTS	2 765 016	96 214	61 363
793 SHIP,BOAT,FLOAT,STRUCTRS	775 895	101 760	64 531	335 RESIDUAL PETROL.PRODUCTS	456 489	24 489	15 824
811 PREFABRICATED BUILDINGS	60 888	19 911	7 426	342 LIQUEFIED PROPANE,BUTANE	56 621	1 482	915
812 PLUMBING,SANITRY,EQPT.ETC	11 756	11 554	7 870	411 ANIMAL OILS AND FATS	3 611	439	278
813 LIGHTING FIXTURES ETC.NES	20 962	37 263	23 794	421 FIXED VEG.FAT,OILS, SOFT	225 545	16 728	10 814
821 FURNITURE,CUSHIONS,ETC.	506 517	297 667	189 892	422 FIXED VEG.FAT,OILS,OTHER	3 213	540	342
831 TRUNK,SUITCASES,BAG,ETC	553	1 211	764	431 ANIMAL,VEG.FATS,OILS,NES	64 043	7 899	5 049
841 MENS,BOYS CLOTHING,X-KNIT	181	2 660	1 706	511 HYDROCARBONS,NES,DERIVTS	381 359	40 805	26 083
842 WOMEN,GIRL CLOTHING,XKNIT	112	1 436	922	512 ALCOHOL,PHENOL,ETC.DERIV	185 965	25 225	16 158
843 MENS,BOYS CLOTHING,KNIT	74	596	381	513 CARBOXYLIC ACIDS,DERIVTS	216 686	37 650	24 141
844 WOMEN,GIRLS CLOTHING,KNIT	143	1 311	835	514 NITROGEN-FUNCT.COMPOUNDS	67 694	35 140	22 466
845 OTHR.TEXTILE APPAREL,NES	845	9 646	6 191	515 ORGANO-INORGANIC COMPNDS	20 336	20 734	13 211
846 CLOTHING ACCESSRS,FABRIC	492	5 353	3 445	516 OTHER ORGANIC CHEMICALS	124 990	26 977	17 272
848 CLOTHING,NONXTL;HEADGEAR	6 138	31 144	19 777	522 INORGANIC CHEM.ELEMENTS	1 774 241	78 257	50 172
851 FOOTWEAR	2 344	3 626	2 313	523 METAL.SALTS,INORGAN.ACID	767 729	44 610	28 541
871 OPTICAL INSTRUMENTS,NES	167	10 191	6 505	524 OTHER CHEMICAL COMPOUNDS	10 158	17 430	11 158
872 MEDICAL INSTRUMENTS NES	13 579	119 157	76 679	525 RADIO-ACTIVE MATERIALS	226	12 369	7 819
873 METERS,COUNTERS,NES	366	3 054	1 982	531 SYNTH.COLOURS,LAKES,ETC.	46 468	40 896	26 226
874 MEASURE,CONTROL INSTRMNT	7 206	156 468	100 111	532 DYEING,TANNING MATERIALS	5 061	1 607	1 023
881 PHOTOGRAPH APPAR.ETC.NES	718	8 894	5 675	533 PIGMENTS, PAINTS, ETC.	243 663	145 745	93 575
882 PHOTO.CINEMATOGPH.SUPPL	3 008	12 583	7 972	541 MEDICINES,ETC.EXC.GRP542	6 814	56 165	36 004
883 CINE.FILM EXPOSD.DEVELOPD	3	171	109	542 MEDICAMENTS	30 543	178 712	114 528
884 OPTICAL GOODS NES	51	5 396	3 480	551 ESSNTL.OIL,PERFUME,FLAVR	2 423	6 226	3 999
885 WATCHES AND CLOCKS	668	4 817	3 089	553 PERFUMERY,COSMETICS,ETC.	24 887	44 172	28 258
891 ARMS AND AMMUNITION	1 466	10 375	6 492	554 SOAP,CLEANERS,POLISH,ETC	152 066	43 885	28 174
892 PRINTED MATTER	32 948	25 172	16 120	562 FERTILIZER,EXCEPT GRP272	1 843 957	37 208	23 671
893 ARTICLES,NES,OF PLASTICS	127 645	115 357	73 801	571 POLYMERS OF ETHYLENE	339 957	45 424	29 154
894 BABY CARRIAGE,TOYS,GAMES	16 181	19 399	12 458	572 POLYMERS OF STYRENE	115 259	29 411	18 938
895 OFFICE,STATIONERY SUPPLS	11 179	8 727	5 727	573 POLYMERS,VINYL CHLORIDE	286 377	42 751	27 421
896 WORKS OF ART,ANTIQUE ETC	404	5 535	3 534	574 POLYACETAL,POLYCARBONATE	144 660	72 353	46 415
897 GOLD,SILVERWARE,JEWEL NES	15	808	519	575 OTH.PLASTIC,PRIMARY FORM	814 654	200 191	128 474
898 MUSICAL INSTRUMENTS,ETC.	1 247	15 044	9 680	579 PLASTIC WASTE, SCRAP ETC	6 939	304	193
899 MISC MANUFACTRD GOODS NES	13 012	29 879	19 219				
961 COIN NONGOLD NONCURRENT		151	94				



7 IMPORTS AND EXPORTS (SPECIAL TRADE) BY COUNTRIES OF PRODUCTION AND CONSUMPTION AND BY GROUPS OF THE SITC-REV. III 1992

GROUP DESCRIPTION	DT = 100 KG	1 000 DM	1 000 \$	GROUP DESCRIPTION	DT = 100 KG	1 000 DM	1 000 \$
581 PLASTIC TUBE,PIPE,HOSE	16 709	22 633	14 566	774 ELECTRO-MEDCL,XRAY EQUIP	3 801	100 015	64 539
582 PLASTIC PLATE,SHEETS,ETC	174 438	136 383	87 453	775 DOM.ELEC,NON-ELEC.EQUIPT	148 054	225 257	144 215
583 MONOFILAMENT OF PLASTICS	10 921	11 139	7 132	776 TRANSISTORS,VALVES,ETC.	9 178	61 287	39 130
591 INSECTICIDES, ETC.	20 921	34 045	21 371	778 ELECTRIC.MACH.APPART.NES	287 203	478 880	307 585
592 STARCHES,INULIN,ETC.	251 645	36 566	23 408	781 PASS.MOTOR VEHCLS.EX.BUS	506 922	1 008 379	646 282
593 EXPLOSIVES,PYROTECHNICS	22 781	14 239	9 241	782 GOODS,SPCL TRANSPORT VEH	40 351	79 483	51 180
597 PREPRD ADDITIVES,LIQUIDS	123 170	37 280	23 975	783 ROAD MOTOR VEHICLES NES	14 784	49 709	31 633
598 MISC.CHEMICAL PROODTS.NES	559 777	160 354	103 075	784 PARTS,TRACTORS,MOTOR VEH	734 129	1 002 751	643 926
600 CPL IND PLANT CHAP 69-76	185	222	149	785 CYCLES,MOTORCYCLES ETC.	8 858	25 905	16 497
611 LEATHER	1 032	2 551	1 634	786 TRAILERS,SEMI-TRAILER,ETC	67 580	67 447	43 143
612 MANUFACT. LEATHER ETC.NES	997	3 812	2 503	791 RAILWAY VEHICLES.EQUIPNT	32 959	40 089	25 728
613 FURSKINS,TANNED,DRESSED	59	277	179	792 AIRCRAFT,ASSOCTD.EQUIPNT	331	28 189	18 049
621 MATERIALS OF RUBBER	33 887	40 556	26 084	793 SHIP,BOAT,FLOAT,STRUCTRS	238 602	69 534	42 967
625 RUBBER TYRES,TUBES,ETC.	151 619	119 093	76 629	800 CPL IND PLANT CHAP 90/94	4	122	74
629 ARTICLES OF RUBBER, NES	49 282	50 916	32 643	811 PREFABRICATED BUILDINGS	6 283	308	200
633 CORK MANUFACTURES	992	3 136	2 012	812 PLUMBING,SANITRY,EQPT.ETC	6 221	10 607	6 812
634 VENEERS,PLYWOOD, ETC.	199 422	35 076	22 337	813 LIGHTING FIXTURES ETC.NES	16 193	45 676	29 291
635 WOOD MANUFACTURES, NES	47 819	10 720	6 900	821 FURNITURE,CUSHIONS,ETC.	178 934	111 721	71 083
641 PAPER AND PAPERBOARD	475 320	103 295	66 288	831 TRUNK,SUITCASES,BAG,ETC	2 804	9 540	6 148
642 PAPER,PAPERBOARD,CUT ETC	263 329	137 770	88 840	841 MENS,BOYS CLOTHING,X-KNIT	3 493	36 630	23 884
651 TEXTILE YARN	79 757	84 221	53 990	842 WOMEN,GIRL CLOTHING,XKNIT	6 756	105 825	68 811
652 COTTON FABRICS, WOVEN	7 473	17 552	11 145	843 MENS,BOYS CLOTHING,KNIT	107	881	550
653 FABRICS,MAN-MADE FIBRES	11 989	43 845	27 964	844 WOMEN,GIRLS CLOTHING,KNIT	714	8 572	5 606
654 OTH.TEXTILE FABRIC,WOVEN	9 882	12 585	8 042	845 OTHR.TEXTILE APPAREL,NES	2 138	24 614	15 955
655 KNIT,CROCHET,FABRIC NES	4 264	10 570	6 758	846 CLOTHING ACCESSRS,FABRIC	2 332	19 367	12 445
656 TULLE,LACE,EMBROIDRY,ETC	2 073	8 158	5 239	847 CLOTHING,NONXTXL;HEADGEAR	1 318	10 288	6 642
657 SPECIAL YARN,TXTL.FABRIC	53 134	87 937	56 393	851 FOOTWEAR	7 390	38 704	24 876
658 TEXTILE ARTICLES NES	8 489	15 826	10 121	871 OPTICAL INSTRUMENTS,NES	576	19 177	12 349
659 FLOOR COVERINGS, ETC.	35 021	28 912	18 514	872 MEDICAL INSTRUMENTS NES	6 534	70 192	44 954
661 LIME,CEMENT,CONSTR.MATRL	78 077	4 254	2 739	873 METERS,COUNTERS,NES	7 321	54 729	35 113
662 CLAY,REFRCT.CONSTR.MATRL	252 577	36 366	23 282	874 MEASURE,CONTROL INSTRMNT	23 820	458 603	294 277
663 MINERAL MANUFACTURES,NES	97 843	66 145	42 400	881 PHOTOGRAPH APPAR.ETC.NES	2 825	27 249	17 480
664 GLASS	317 713	78 670	50 456	882 PHOTO.CINEMATOGRPH.SUPPL	38 863	58 948	37 835
665 GLASSWARE	123 452	48 215	30 868	883 CINE.FILM EXPOSD.DEVELOPD	11	139	88
666 POTTERY	25 617	35 242	22 631	884 OPTICAL GOODS NES	732	53 537	34 250
667 PEARLS,PRECIOUS STONES	.	.	.	885 WATCHES AND CLOCKS	2 554	24 047	15 435
671 PIG IRON,SPIEGEL-EISEN,ETC	73 750	25 328	16 179	891 ARMS AND AMMUNITION	2 528	14 285	9 197
672 INGOTS ETC,IRON OR STEEL	71 554	6 974	4 431	892 PRINTED MATTER	291 349	164 255	106 116
673 FLAT-ROLLED IRON ETC.	1 343 392	110 215	70 525	893 ARTICLES,NES,OF PLASTICS	172 555	174 698	112 006
674 FLAT-ROLLED PLATED IRON	922 798	98 657	63 279	894 BABY CARRIAGE,TOYS,GAMES	25 926	44 942	28 924
675 FLAT-ROLLED, ALLOY STEEL	443 832	94 659	60 440	895 OFFICE,STATIONERY SUPPLS	7 684	31 650	20 276
676 IRON,STL.BAR,SHAPES ETC.	693 899	74 671	47 938	896 WORKS OF ART,ANTIQUE ETC	83	31 335	21 431
677 RAILWAY TRACK IRON,STEEL	7 818	2 986	1 933	897 GOLD,SILVERWARE,JEWEL NES	540	19 540	12 584
678 WIRE OF IRON OR STEEL	35 368	7 564	4 839	898 MUSICAL INSTRUMENTS,ETC.	30 831	97 628	62 635
679 TUBES,PIPES,ETC,IRON,STL	553 228	137 324	88 126	899 MISC MANUFACTRD GOODS NES	29 519	61 522	39 588
681 SILVER,PLATINUM,ETC.	453	12 287	7 918	941 COMPL IND PLANT CHAPT 99	217	1 486	938
682 COPPER	201 384	108 768	70 056	971 GOLD,NONMONTY EXCL ORES	31	13 282	8 595
683 NICKEL	2 338	10 040	6 281				
684 ALUMINIUM	288 645	155 100	99 519	FINLAND			
685 LEAD	5 849	1 271	818				
686 ZINC	9 678	2 897	1 856	IMPORTS	39 818 984	6 550 198	4 195 263
687 TIN	3 056	2 549	1 627				
689 MISC.NON-FERR.BASE METAL	6 273	6 587	4 190	001 LIVE ANIMALS	310	680	444
691 METALLIC STRUCTURES NES	62 051	37 354	23 890	012 OTHER MEAT, MEAT OFFAL	1 203	541	343
692 CONTAINERS,STORAGE,TRNSP	26 235	23 697	15 229	024 CHEESE AND CURD	9 110	6 934	4 332
693 WIRE PRODUCTS EXCL,ELECT	202 812	30 549	19 721	025 EGGS,BIROS,YOLKS,ALBUMIN	9 213	1 040	654
694 NAILS,SCREWS,NUTS,ETC.	120 395	94 019	60 398	034 FISH,FRESH,CHILLED,FROZD	229	108	71
695 TOOLS	37 132	133 484	85 502	048 CEREAL PREPARATIONS	50 235	8 495	5 460
696 CUTLERY	1 936	10 929	7 058	054 VEGETABLES	155	133	83
697 HOUSEHOLD EQUIPMENT,NES	13 194	13 177	8 469	056 VEGETABLES,PRPD,PRSD,NES	409	210	136
699 MANUFACTS.BASE METAL,NES	295 991	333 205	213 912	057 FRUIT,NUTS EXCL.OIL NUTS	738	217	149
700 CPL IND PLANT (84/85/87)	2 628	17 823	11 785	058 FRUIT,PRESERVED,PREPARED	18 605	6 769	4 358
711 STEAM GENER.BOILERS,ETC.	3 824	10 106	6 234	061 SUGARS,MOLASSES,HONEY	81 486	16 611	10 685
712 STEAM TURBINES	943	5 739	3 653	062 SUGAR CONFECTIONERY	2 570	1 428	912
713 INTRNL COMBUS PSTN ENGIN	162 057	326 367	209 226	071 COFFEE,COFFEE SUBSTITUTE	783	110	67
714 ENGINES,MOTORS NON-ELECT	1 584	22 754	14 649	073 CHOCOLATE,OTH.COCOA PREP	8 066	5 684	3 674
716 ROTATING ELECTRIC PLANT	55 647	134 073	86 156	081 ANIMAL FEED STUFF	8 219	339	214
718 OTH.POWR.GENRTNG.MACHNRY	7 286	118 529	75 212	098 EDIBLE PROD.PREPRNTS,NES	9 449	2 003	1 296
721 AGRIC.MACHINES,EX.TRACTR	29 568	41 424	26 493	111 ALCOHOLIC BEVERAGES	3 223	1 850	1 194
722 TRACTORS	26 873	33 619	21 452	112 HIDES,SKINS(EX.FURS),RAW	12 754	3 619	2 340
723 CIVIL ENGINEERING EQUIPT	67 541	58 100	37 266	212 FURSKINS, RAW	1 432	24 668	15 452
724 TEXTILE,LEATHER MACHINES	8 548	32 362	20 822	232 SYNTHETIC RUBBER, ETC.	2 430	74	49
725 PAPER,PULP MILL MACHINES	14 306	64 956	41 906	246 WOOD IN CHIPS, PARTICLES	1 890	125	84
726 PRINTNG,BOOKBINDNG MACHS	52 502	216 044	138 161	247 WOOD ROUGH,ROUGH SQUARED	201 756	12 332	7 960
727 FOOD-PROCESS.MCH.NON DOM	3 876	18 997	12 233	248 WOOD, SIMPLY WORKED	4 050 364	354 435	227 178
728 OTH.MACH,PTS,SPCL INDUST	101 435	286 344	183 249	251 PULP AND WASTE PAPER	5 205 035	443 625	285 090
731 METAL REMOVAL WORK TOOLS	36 089	190 516	121 459	266 SYNTHETIC FIBRES	453	95	61
733 MACH-TOOLS,METAL-WORKING	16 925	38 527	24 421	267 OTHER MAN-MADE FIBRES	121 909	38 463	24 530
735 PARTS,NES,FOR MACH-TOOLS	7 196	50 905	32 780	273 STONE, SAND AND GRAVEL	1 257 340	9 832	6 362
737 METALWORKING MACHNRY NES	22 025	38 274	24 507	274 SULPHUR,UNRSTD,IRON PYRS	1 017 925	6 698	4 299
741 HEATNG,COOLNG EQUIP,PART	38 953	113 129	72 622	278 OTHER CRUDE MINERALS	718 877	24 039	15 439
742 PUMPS FOR LIQUIDS,PARTS	48 401	243 878	156 454	282 FERROUS WASTE AND SCRAP	5 496	656	437
743 PUMPS NES,CENTRIFUGS ETC	122 616	230 359	147 725	283 COPPER ORES,CONCENTRATES	52 277	4 168	2 664
744 MECHANICAL HANDLING EQUIP	96 402	145 038	93 478	287 ORE,CONCENTR.BASE METALS	31 683	1 036	699
745 OTH.NONELEC MCH,TOOL,NES	49 309	151 475	97 093	288 NON-FERROUS WASTE,SCRAP	70 533	20 759	13 188
746 BALL OR ROLLER BEARINGS	48 314	104 716	67 277	289 PREC.METAL ORES,CONCRTS	114 292	7 613	4 756
747 TAPS,COCKS,VALVES,ETC.	26 132	130 326	83 681	291 CRUDE ANIMAL MATERLS,NES	2 429	745	476
748 TRANSMISSIONS SHAFTS ETC	125 878	162 102	104 183	292 CRUDE VEG.MATERIALS, NES	3 471	2 887	1 930
749 NON-ELECT MACH.PARTS,ETC	67 986	135 145	86 665	322 BRIQUETTES,LIGNITE,PEAT	16 503	191	121
751 OFFICE MACHINES	4 002	33 578	21 403	334 PETROLEUM PRODUCTS	5 133 539	165 670	104 901
752 AUTOMATC.DATA PROC.EQUIP	5 649	134 024	85 578	335 RESIDUAL PETROL,PRODUCTS	52 409	1 643	1 101
759 PARTS,FOR OFFICE MACHINES	7 852	73 699	47 324	431 ANIMAL,VEG.FATS,OILS,NES	22 585	1 827	1 165
761 TELEVISION RECEIVERS ETC	27 778	67 295	43 087	511 HYDROCARBONS,NES,DERIVTS	74 156	5 100	3 252
762 RADIO-BROADCAST RECEIVER	1 035	10 340	6 654	512 ALCOHOL,PHENOL,ETC.DERIV	5 198	5 126	3 282
763 SOUND RECORDER,PHONOGRPH	1 635	14 902	9 567	513 CARBOXYLIC ACIDS,DERIVTS	8 987	1 530	964
764 TELECOMM.EQUIP.PARTS NES	9 997	89 486	57 542	514 NITROGEN-FUNCT.COMPOUNDS	1 735	2 436	1 553
771 ELECT POWER MACHNRY,PARTS	24 064	62 276	40 036	515 ORGANO-INORGANIC COMPNDS	244	3 986	2 553
772 ELEC. SWITCH.RELAY.CIRCUIT	77 704	405 135	259 713	516 OTHER ORGANIC CHEMICALS	18 838	4 697	3 032
773 ELECTR DISTRIBT.EQPT NES	105 048	111 668	71 671	522 INORGANIC CHEM.ELEMENTS	71 193	16 909	10 800



## 7 IMPORTS AND EXPORTS (SPECIAL TRADE) BY COUNTRIES OF PRODUCTION AND CONSUMPTION AND BY GROUPS OF THE SITC-REV. III 1992

GROUP DESCRIPTION	DT = 100 KG	1 000 DM	1 000 \$	GROUP DESCRIPTION	DT = 100 KG	1 000 DM	1 000 \$
523 METAL. SALTS, INORGAN. ACID	31 952	8 649	5 556	761 TELEVISION RECEIVERS ETC	30 422	76 232	48 480
524 OTHER CHEMICAL COMPOUNDS	8 578	1 435	927	762 RADIO-BROADCAST RECEIVER	1	55	35
525 RADIO-ACTIVE MATERIALS		401	259	763 SOUND RECORDER, PHONOGRPH	17	178	117
531 SYNTH. COLOURS, LAKES, ETC.	1 430	1 615	1 028	764 TELECOMM. EQUIP. PARTS NES	10 312	134 896	87 013
533 PIGMENTS, PAINTS, ETC.	98 110	41 686	26 749	771 ELECT. POWER MACHNY. PARTS	45 789	62 665	40 016
541 MEDICINES, ETC. EXC. GRP542	1 362	10 389	6 624	772 ELEC. SWITCH. RELAY. CIRCUIT	3 217	24 399	15 685
542 MEDICAMENTS	899	23 848	15 247	773 ELECTR. DISTRIB. EQPT NES	56 307	32 806	21 218
553 PERFUMERY, COSMETICS, ETC.	74	235	148	774 ELECTRO-MEDCL. XRAY EQUIP	2 276	22 727	14 449
554 SOAP, CLEANERS, POLISH, ETC	1 695	516	336	775 DOM. ELEC. NON-ELEC. EQUIPT	14 042	18 292	11 747
562 FERTILIZER, EXCEPT GRP272	6 391	676	425	776 TRANSISTORS, VALVES, ETC.	133	8 220	5 316
571 POLYMERS OF ETHYLENE	138 155	22 417	14 432	778 ELECTRIC. MACH. APPART. NES	6 121	30 771	19 735
572 POLYMERS OF STYRENE	30 232	6 745	4 324	781 PASS. MOTOR VEHCLS. EX. BUS	222 092	394 015	251 286
573 POLYMERS, VINYL CHLORIDE	145 217	17 171	11 012	782 GOODS, SPCL. TRANSPORT VEH	11 054	13 806	8 815
574 POLYACETAL, POLYCARBONATE	2 623	799	513	783 ROAD MOTOR VEHICLES NES	870	2 318	1 447
575 OTH. PLASTIC, PRIMARY FORM	177 758	27 246	17 490	784 PARTS, TRACTORS, MOTOR VEH	16 589	25 196	16 246
581 PLASTIC TUBE, PIPE, HOSE	7 574	11 031	7 069	785 CYCLES, MOTORCYCLES ETC.	2 613	3 177	2 005
582 PLASTIC PLATE, SHEETS, ETC	92 013	50 019	31 932	786 TRAILERS, SEMI-TRAILR, ETC	8 417	7 855	5 006
591 INSECTICIDES, ETC.	1 377	1 021	644	792 AIRCRAFT, ASSOCTD. EQUIPNT	65	4 037	2 562
592 STARCHES, INULIN, ETC.	19 346	5 158	3 287	793 SHIP, BOAT, FLOAT. STRUCTRS	243 866	56 372	34 741
593 EXPLOSIVES, PYROTECHNICS	597	1 480	945	811 PREFABRICATED BUILDINGS	99 910	33 751	21 720
597 PREPRED. ADDITIVES, LIQUIDS	2 045	351	223	812 PLUMBING, SANITRY, EQPT. ETC	173 974	70 306	44 933
598 MISC. CHEMICAL PRODS. NES	148 396	36 569	23 418	813 LIGHTING FIXTURES ETC. NES	12 009	21 095	13 464
611 LEATHER	15 663	12 847	8 116	821 FURNITURE, CUSHIONS, ETC.	68 247	45 420	28 948
613 FURSKINS, TANNED, DRESSED	74	1 611	1 056	831 TRUNK, SUITCASES, BAG, ETC	81	368	229
621 MATERIALS OF RUBBER	309	453	291	841 MENS, BOYS CLOTHNG, X-KNIT	320	5 113	3 348
625 RUBBER TYRES, TUBES, ETC.	18 264	12 504	8 094	842 WOMEN, GIRL CLOTHNG, X-KNIT	820	14 712	9 788
629 ARTICLES OF RUBBER, NES	4 156	3 745	2 408	843 MENS, BOYS CLOTHNG, KNIT	183	1 370	875
634 VENEERS, PLYWOOD, ETC.	823 819	235 849	151 312	844 WOMEN, GIRLS CLOTHNG, KNIT	2 760	23 319	14 951
635 WOOD MANUFACTURES, NES	134 824	64 622	41 456	845 OTHR. TEXTILE APPAREL NES	580	8 294	5 382
641 PAPER AND PAPERBOARD	13 060 547	1 702 468	1 090 091	846 CLOTHING ACCESSRS, FABRIC	83	819	523
642 PAPER, PAPERBOARD, CUT ETC	668 983	96 694	62 052	848 CLOTHING, NONTXLT; HEADGEAR	318	8 489	5 612
651 TEXTILE YARN	10 354	5 236	3 314	851 FOOTWEAR	647	2 602	1 685
652 COTTON FABRICS, WOVEN	1 417	4 242	2 682	871 OPTICAL INSTRUMENTS, NES	27	215	139
653 FABRICS, MAN-MADE FIBRES	787	3 427	2 175	872 MEDICAL INSTRUMENTS NES	2 644	35 631	22 777
654 OTH. TEXTILE FABRIC, WOVEN	328	156	98	873 METERS, COUNTERS, NES	53	1 073	696
655 KNIT. CROCHET. FABRIC NES	1 651	2 021	1 286	874 MEASURE, CONTROL INSTRMNT	1 468	40 888	26 130
656 TULLE, LACE, EMBROIDRY, ETC	419	562	363	881 PHOTOGRAPH APPAR. ETC. NES	47	574	383
657 SPECIAL YARN, TXLT. FABRIC	24 815	22 708	14 574	882 PHOTO. CINEMATOPH. SUPPL	15 693	7 498	4 719
658 TEXTILE ARTICLES NES	1 831	3 489	2 232	883 CINE. FILM EXPOS. DEVELPD	3	121	77
659 FLOOR COVERINGS, ETC.	556	1 996	1 289	884 OPTICAL GOODS NES	7	599	390
661 LIME, CEMENT, CONSTR. MATRL	28 001	3 761	2 436	885 WATCHES AND CLOCKS	8	540	341
662 CLAY, REFRCT. CONSTR. MATRL	1 320	236	150	891 ARMS AND AMMUNITION	403	1 580	1 012
663 MINERAL MANUFACTURES, NES	175 407	26 388	16 984	892 PRINTED MATTER	18 934	8 656	5 533
664 GLASS	131 456	76 292	48 944	893 ARTICLES, NES, OF PLASTICS	20 234	22 199	14 251
665 GLASSWARE	1 265	955	610	894 BABY CARRIAGE, TOYS, GAMES	14 755	16 249	10 504
666 POTTERY	641	913	587	895 OFFICE, STATIONERY SUPPLS	100	190	124
667 PEARLS, PRECIOUS STONES	-	-	-	896 WORKS OF ART, ANTIQUE ETC	8	839	539
671 PIG IRON, SPIEGELEISN, ETC	195 111	16 327	10 597	897 GOLD, SILVERWARE, JEWEL NES	14	11 315	7 306
672 INGOTS ETC. IRON OR STEEL	1 247	108	71	898 MUSICAL INSTRUMENTS, ETC.	999	5 328	3 423
673 FLAT-ROLLED IRON ETC.	1 457 248	107 323	68 605	899 MISC MANUFCTRD GOODS NES	3 747	9 043	5 748
674 FLAT-ROLLED PLATED IRON	278 570	27 344	17 348	901 COIN NONGOLD NONCURRENT		175	115
675 FLAT-ROLLED, ALLOY STEEL	455 232	139 726	89 650	971 GOLD, NONMONTY EXCL ORES	6	10 964	7 043
676 IRON, STL. BAR, SHAPES ETC.	576 892	45 849	29 557				
678 WIRE OF IRON OR STEEL	5 313	45 527	335	EXPORTS	15 779 602	5 658 774	3 624 757
679 TUBES, PIPES, ETC. IRON, STL	268 353	43 211	27 701				
681 SILVER, PLATINUM, ETC.	63	1 110	726	001 LIVE ANIMALS	178	1 111	706
682 COPPER	301 298	142 534	92 379	011 BOVINE MEAT	353	703	451
683 NICKEL	19 317	21 170	13 509	012 OTHER MEAT, MEAT OFFAL	570	381	238
684 ALUMINIUM	48 793	16 464	10 540	016 MEAT, ED. OFFL, DRY, SLT, SMK	45	60	38
686 ZINC	213 767	42 954	27 456	017 MEAT, OFFL, PRPD, PRSVD, NES	923	907	579
689 MISC. NON-FERR. BASE METAL	785	6 138	3 885	022 MILK AND CREAM	1 943	481	326
691 METALLIC STRUCTURES NES	41 205	19 773	12 768	024 CHEESE AND CURD	5 388	4 501	2 891
692 CONTAINERS, STORAGE, TRNSP	3 941	4 498	2 895	025 EGGS, BIRDS, YOLKS, ALBUMIN	100	140	91
693 WIRE PRODUCTS EXCL. ELECT	479	379	235	034 FISH, FRESH, CHILLED, FROZN	364	258	170
694 NAILS, SCREWS, NUTS, ETC.	1 610	1 339	865	036 CRUSTACEANS, MOLLUSCS ETC	22	71	46
695 TOOLS	2 349	5 736	3 679	037 FISH ETC. PREPD, PRSVD, NES	1 139	549	342
696 CUTLERY	679	3 590	2 307	042 RICE	3 687	432	273
697 HOUSEHOLD EQUIPMENT, NES	26 852	9 647	6 192	043 BARLEY, UNMILLED	5 004	154	103
699 MANUFACTS. BASE METAL, NES	14 359	8 702	5 598	045 OTHER CEREALS, UNMILLED	71 168	1 096	692
711 STEAM GENER. BOILERS, ETC.	98	149	94	048 CEREAL PREPARATIONS	26 750	10 040	6 414
712 STEAM TURBINES	494	922	614	054 VEGETABLES	5 568	3 315	2 063
713 INTRNL COMBUS PSTN ENGIN	3 220	6 743	4 407	056 VEGETABLES, PRPD, PRSVD, NES	5 675	2 169	1 368
714 ENGINES, MOTORS NON-ELECT	491	62 579	39 487	057 FRUIT, NUTS EXCL. OIL NUTS	40 882	3 877	2 463
716 ROTATING ELECTRIC PLANT	36 228	45 169	29 044	058 FRUIT, PRESERVED, PREPARED	10 135	4 133	2 659
718 OTH. POWR. GENRTNG. MACHNRY	833	2 645	1 708	059 FRUIT, VEGETABLE JUICES	8 749	2 842	1 800
721 AGRIC. MACHINES, EX. TRACTR	3 406	5 572	3 625	061 SUGARS, MOLASSES, HONEY	6 784	821	533
722 TRACTORS	5 299	8 079	5 279	062 SUGAR CONFECTIONERY	3 936	2 238	1 438
723 CIVIL ENGINEERING EQUIPT	20 700	33 072	21 126	071 COFFEE, COFFEE SUBSTITUTE	1 455	2 019	1 291
724 TEXTILE, LEATHER MACHINES	1 385	3 684	2 360	072 COCOA	32 358	13 625	8 819
725 PAPER, PULP MILL MACHINES	10 727	25 001	16 091	073 CHOCOLATE, OTH. COCOA PREP	11 136	7 849	5 176
726 PRINTNG, BOOKBINDNG MACHS	2 874	5 142	3 315	074 TEA AND MATE	171	157	99
727 FOOD-PROCESS. MCH. NON DOM	563	1 630	1 049	075 SPICES	2 003	1 483	955
728 OTH. MACH. PTS, SPCL. INDUST	38 302	62 616	39 812	081 ANIMAL FEED STUFF	98 056	22 375	14 328
731 METAL REMOVAL WORK TOOLS	337	1 168	743	091 MARGARINE AND SHORTENING	719	263	167
733 MACH-TOOLS, METAL-WORKING	3 106	7 908	5 026	098 EDIBLE PROD. PREPRTNS, NES	20 738	9 496	6 074
735 PARTS, NES, FOR MACH-TOOLS	2 224	4 515	2 861	111 NON-ALCOHOL. BEVERAGE, NES	8 304	1 879	1 200
737 METALWORKING MACHNRY NES	7 965	23 428	15 079	112 ALCOHOLIC BEVERAGES	70 048	16 695	10 705
741 HEATING, COOLING EQUIP. PART	17 322	31 584	20 304	113 HIDES, SKINS (EX. FURS), RAW	14 937	3 592	2 331
742 PUMPS FOR LIQUIDS, PARTS	2 918	11 432	7 310	212 FURSKINS, RAW	3	55	35
743 PUMPS NES, CENTRIFUGS ETC	3 268	11 683	7 463	222 OILSEED (SFT. FIX. VEG. OIL)	62 501	2 263	1 523
744 MECHANICAL HANDLING EQUIP	41 367	61 178	38 896	223 OILSEED (OTH. FIX. VEG. OIL)	651	119	75
745 OTH. NONELEC. MCH. TOOL, NES	13 567	20 729	13 641	231 NATURAL RUBBER, ETC.	799	154	99
746 BALL OR ROLLER BEARINGS	12 238	38 935	24 991	232 SYNTHETIC RUBBER, ETC.	70 506	8 955	5 791
747 TAPS, COCKS, VALVES, ETC.	5 616	13 534	8 731	246 WOOD IN CHIPS, PARTICLES	559 418	4 865	3 175
748 TRANSMISSIONS SHAFTS ETC	1 193	3 929	2 529	247 WOOD ROUGH, ROUGH SQUARED	1 691 850	17 479	11 169
749 NON-ELECT. MACH. PARTS, ETC	89	460	294	248 WOOD, SIMPLY WORKED	53 573	7 891	5 027
751 OFFICE MACHINES	22 021	199 175	127 845	251 PULP AND WASTE PAPER	409 812	6 232	4 004
752 AUTOMATC. DATA PROC. EQUIP	576	11 503	7 420	263 COTTON	7 131	1 397	902
759 PARTS, FOR OFFICE MACHINES				266 SYNTHETIC FIBRES	47 558	12 019	7 743



## 7 IMPORTS AND EXPORTS (SPECIAL TRADE) BY COUNTRIES OF PRODUCTION AND CONSUMPTION AND BY GROUPS OF THE SITC-REV. III 1992

GROUP DESCRIPTION	DT = 100 KG	1 000 DM	1 000 \$	GROUP DESCRIPTION	DT = 100 KG	1 000 DM	1 000 \$
267 OTHER MAN-MADE FIBRES	4 162	1 706	1 101	693 WIRE PRODUCTS EXCL.ELECT	11 212	6 141	3 928
268 WOOL, OTHER ANIMAL HAIR	985	612	398	694 NAILS, SCREWS, NUTS, ETC.	38 536	24 995	16 056
269 WORN CLOTHING, TEXTL. ARTL	2 771	434	277	695 TOOLS	12 223	37 965	24 249
272 FERTILIZERS, CRUDE	1 067	120	76	696 CUTLERY	590	3 303	2 097
273 STONE, SAND AND GRAVEL	58 485	1 273	817	697 HOUSEHOLD EQUIPMENT, NES	5 836	8 778	5 598
274 SULPHUR, UNRSTD. IRON PYRS	2 258	143	91	699 MANUFACTS. BASE METAL, NES	90 185	78 600	50 439
278 OTHER CRUDE MINERALS	1 978 866	20 776	13 347	700 CPL IND PLANT (84/85/87)	2 802	8 094	5 466
282 FERROUS WASTE AND SCRAP	69 669	8 877	5 585	711 STEAM GENER. BOILERS, ETC.	9 054	7 840	5 067
285 ALUMINIUM ORE, CONCTR. ETC	3 842	550	352	712 STEAM TURBINES	5 614	35 003	22 493
287 ORE, CONCENTR. BASE METALS	24 583	1 389	956	713 INTRNL COMBUS PSTN ENGIN	19 795	48 076	30 862
288 NON-FERROUS WASTE, SCRAP	73 150	9 659	5 902	714 ENGINES, MOTORS NON-ELECT	555	15 741	10 332
291 CRUDE ANIMAL MATERIALS, NES	2 173	3 377	2 174	716 ROTATING ELECTRIC PLANT	27 734	50 103	31 712
292 CRUDE VEG. MATERIALS, NES	23 190	17 934	11 262	718 OTH. POWR. GENRTRNG. MACHNRY	2 610	51 954	34 407
325 COKE, SEMI-COKE, RET. CARBN	149 690	3 784	2 441	721 AGRIC. MACHINES, EX. TRACTR	11 115	14 768	9 333
334 PETROLEUM PRODUCTS	34 776	6 413	4 138	722 TRACTORS	5 541	6 505	4 094
335 RESIDUAL PETROL. PRODUCTS	71 769	8 445	5 440	723 CIVIL ENGINEERING EQUIPT	9 802	10 081	6 477
421 FIXED VEG. FAT, OILS, SOFT	16 105	1 473	986	724 TEXTILE, LEATHER MACHINES	4 202	15 754	10 019
422 FIXED VEG. FAT, OILS, OTHER	2 408	336	209	725 PAPER, PULP MILL MACHINES	16 351	52 249	33 375
431 ANIMAL, VEG. FATS, OILS, NES	3 931	931	602	726 PRINTNG, BOOKBINDNG MACHS	12 431	76 944	48 594
511 HYDROCARBONS, NES, DERIVTS	42 611	4 503	2 838	727 FOOD-PROCESS. MCH. NON DOM	5 906	25 974	16 479
512 ALCOHOL, PHENOL, ETC. DERIV	69 751	10 475	6 639	728 OTH. MACH. PTS, SPCL INDUST	27 484	89 439	57 228
513 CARBOXYLIC ACIDS, DERIVTS	72 500	17 753	11 359	731 METAL REMOVAL WORK TOOLS	3 878	16 106	10 469
514 NITROGEN-FUNCT. COMPOUNDS	67 273	20 259	12 879	733 MACH-TOOLS, METAL-WORKING	1 938	6 777	4 263
515 ORGANO-INORGANIC COMPNDS	13 133	9 836	6 252	735 PARTS, NES, FOR MACH-TOOLS	1 549	6 914	4 431
516 OTHER ORGANIC CHEMICALS	35 497	9 729	6 244	737 METALWORKING MACHNRY NES	14 353	19 805	12 895
522 INORGANIC CHEM. ELEMENTS	2 533 932	68 851	44 273	741 HEATING, COOLING EQUIP, PART	15 834	50 239	32 127
523 METAL. SALTS, INORGAN. ACID	144 110	14 206	9 077	742 PUMPS FOR LIQUIDS, PARTS	13 839	78 015	49 779
524 OTHER CHEMICAL COMPOUNDS	3 961	5 050	3 230	743 PUMPS NES, CENTRIFUGS ETC	40 477	104 680	67 134
525 RADIO-ACTIVE MATERIALS	1 29	1 222	780	744 MECHANICAL HANDLING EQUIP	37 995	58 747	37 433
531 SYNTH. COLOURS, LAKES, ETC.	69 436	48 287	30 882	745 OTH. NONELEC MCH, TOOL, NES	34 707	85 992	54 699
532 DYEING, TANNING MATERIALS	3 020	974	623	746 BALL OR ROLLER BEARINGS	9 139	22 038	14 215
533 PIGMENTS, PAINTS, ETC.	102 625	56 206	35 999	747 TAPS, COCKS, VALVES, ETC.	15 542	68 869	43 956
541 MEDICINES, ETC. EXC. GRP542	2 866	20 873	13 353	748 TRANSMISSIONS SHAFTS ETC	32 811	62 354	40 133
542 MEDICAMENTS	15 709	72 040	46 297	749 NON-ELECT MACH. PARTS, ETC	12 488	35 398	22 832
551 ESSENTL. OIL, PERFUME, FLAVR	1 548	5 838	3 746	751 OFFICE MACHINES	1 675	8 816	5 671
553 PERFUMERY, COSMETICS, ETC.	17 172	22 943	14 743	752 AUTOMATC. DATA PROC. EQUIP	2 081	45 405	28 957
554 SOAP, CLEANERS, POLISH, ETC	70 070	23 159	14 846	759 PARTS, FOR OFFICE MACHINS	2 249	19 774	12 642
562 FERTILIZER, EXCEPT GRP272	644 786	12 018	7 778	761 TELEVISION RECEIVERS ETC	9 951	26 920	17 227
571 POLYMERS OF ETHYLENE	176 784	26 555	17 029	762 RADIO-BROADCAST RECEIVER	578	6 279	4 031
572 POLYMERS OF STYRENE	107 219	16 873	10 866	763 SOUND RECORDER, PHONOGRPH	1 150	9 882	6 261
573 POLYMERS, VINYL CHLORIDE	45 255	8 512	5 489	764 TELECOMM. EQUIP. PARTS NES	5 622	85 701	54 790
574 POLYACETAL, POLYCARBONATE	79 593	35 559	22 819	771 ELECT POWER MACHNY. PARTS	23 278	40 743	26 060
575 OTH. PLASTIC, PRIMARY FORM	386 957	102 917	65 980	772 ELEC. SWITCH, RELAY, CIRCUIT	29 615	165 706	106 534
579 PLASTIC WASTE, SCRAP ETC	325	59	37	773 ELECTR DISTRIB. EQPT NES	17 932	24 556	15 724
581 PLASTIC TUBE, PIPE, HOSE	8 823	13 161	8 467	774 ELECTRO-MEDCL. XRAY EQUIP	621	17 567	11 314
582 PLASTIC PLATE, SHEETS, ETC	87 781	59 677	38 286	775 DOM. ELEC. NON-ELEC. EQUIPT	48 791	74 032	47 484
583 MONOFILAMENT OF PLASTICS	4 235	3 676	2 354	776 TRANSISTORS, VALVES, ETC.	11 622	41 670	26 848
591 INSECTICIDES, ETC.	17 462	16 094	10 123	778 ELECTRIC. MACH. APPART. NES	49 417	144 620	92 999
592 STARCHES, INULIN, ETC.	88 485	14 197	9 065	781 PASS. MOTOR VEHCLS. EX. BUS	534 423	682 292	436 346
593 EXPLOSIVES, PYROTECHNICS	4 170	1 762	1 143	782 GOODS, SPCL TRANSPORT VEH	42 804	51 801	33 040
597 PREPRD ADDITIVES, LIQUIDS	58 364	21 861	14 087	783 ROAD MOTOR VEHICLES NES	1 522	3 396	2 168
598 MISC. CHEMICAL PRODN. NES	305 604	66 030	42 322	784 PARTS, TRACTORS, MOTOR VEH	194 457	273 131	174 646
600 CPL IND PLANT CHAP 69-76	45	80	51	785 CYCLES, MOTORCYCLES ETC.	4 646	10 641	6 749
611 LEATHER	1 729	2 807	1 786	786 TRAILERS, SEMI-TRAILR, ETC	18 135	15 142	9 611
612 MANUFACT. LEATHER ETC. NES	371	1 882	1 231	791 RAILWAY VEHICLES. EQUIPNT	8 504	11 898	7 707
613 FURSKINS, TANNED, DRESSED	44	350	225	792 AIRCRAFT, ASSOCTD. EQUIPNT	20	1 279	814
621 MATERIALS OF RUBBER	33 021	13 980	8 964	793 SHIP, BOAT, FLOAT. STRUCTRS	236 891	66 641	40 130
625 RUBBER TYRES, TUBES, ETC.	36 127	29 119	18 425	811 PREFABRICATED BUILDINGS	375	1 000	62
629 ARTICLES OF RUBBER, NES	7 528	15 520	9 909	812 PLUMBING, SANITRY, EQPT. ETC	1 311	2 937	1 864
633 CORK MANUFACTURES	202	849	538	813 LIGHTNG. FIXTURES ETC. NES	5 621	20 874	13 347
634 VENEERS, PLYWOOD, ETC.	45 098	9 357	5 980	821 FURNITURE, CUSHIONS, ETC.	26 650	26 393	16 876
636 WOOD MANUFACTURES, NES	24 391	5 419	3 458	831 TRUNK, SUITCASES, BAG, ETC	1 053	2 903	1 843
641 PAPER AND PAPERBOARD	159 765	43 153	27 663	841 MENS. BOYS CLOTHNG, X-KNIT	624	8 393	5 485
642 PAPER, PAPERBOARD, CUT ETC	151 159	80 287	51 860	842 WOMEN, GIRL CLOTHNG, XKNIT	2 411	32 581	21 091
651 TEXTILE YARN	44 812	47 924	30 883	843 MENS. BOYS CLOTHNG, KNIT	100	618	394
652 COTTON FABRICS, WOVEN	5 498	10 810	6 859	844 WOMEN, GIRLS CLOTHNG, KNIT	336	3 407	2 215
653 FABRICS, MAN-MADE FIBRES	10 730	36 222	23 080	845 OTHR. TEXTILE APPAREL, NES	675	7 333	4 739
654 OTH. TEXTILE FABRIC, WOVEN	1 294	4 411	2 818	846 CLOTHING ACCESSRS, FABRIC	972	7 181	4 631
655 KNIT, CROCHET, FABRIC NES	3 251	5 882	3 739	848 CLOTHING, NONTEXTL; HEADGEAR	601	3 143	1 993
656 TULLE, LACE, EMBROIDRY, ETC	863	2 582	1 653	851 FOOTWEAR	4 192	22 285	14 263
657 SPECIAL YARN, TEXTL. FABRIC	30 166	60 546	38 906	871 OPTICAL INSTRUMENTS, NES	375	6 275	4 045
658 TEXTILE ARTICLES NES	2 103	4 993	3 200	872 MEDICAL INSTRUMENTS NES	3 647	31 997	20 519
659 FLOOR COVERINGS, ETC.	9 601	7 250	4 680	873 METERS, COUNTERS, NES	1 307	8 298	5 272
661 LIME, CEMENT, CONSTR. MATRL	15 023	1 460	932	874 MEASURE, CONTROL INSTRMNT	6 515	128 231	82 505
662 CLAY, REFRCT. CONSTR. MATRL	208 968	26 829	17 189	881 PHOTOGRAPH APPAR. ETC. NES	1 093	8 875	5 618
663 MINERAL MANUFACTURES, NES	43 645	23 979	15 367	882 PHOTO. CINEMATOGRPH. SUPPL	30 704	38 420	24 647
664 GLASS	200 009	32 876	21 112	883 CINE. FILM EXPOSD. DEVELPD	3	134	84
665 GLASSWARE	38 987	12 880	8 206	884 OPTICAL GOODS NES	303	14 267	9 036
666 POTTERY	4 013	4 721	3 006	885 WATCHES AND CLOCKS	855	8 768	5 644
667 PEARLS, PRECIOUS STONES	.	.	.	891 ARMS AND AMMUNITION	1 823	4 279	2 725
671 PIG IRON, SPIEGELEISN, ETC	19 404	4 050	2 595	892 PRINTED MATTER	21 938	30 484	19 540
672 INGOTS ETC. IRON OR STEEL	5 719	346	212	893 ARTICLES, NES, OF PLASTICS	46 292	51 013	32 597
673 FLAT-ROLLED IRON ETC.	110 688	9 616	6 206	894 BABY CARRIAGE, TOYS, GAMES	11 051	16 369	10 555
674 FLAT-ROLLED PLATED IRON	116 873	12 440	7 893	895 OFFICE, STATIONERY SUPPLS	3 977	9 463	6 009
675 FLAT-ROLLED, ALLOY STEEL	164 864	34 015	22 015	896 WORKS OF ART, ANTIQUE ETC	60	1 489	931
676 IRON, STL. BAR, SHAPES ETC.	319 701	27 693	17 816	897 GOLD, SILVERWARE, JEWEL NES	199	7 305	4 695
677 RAILWAY TRACK IRON, STEEL	9 476	2 950	1 881	898 MUSICAL INSTRUMENTS, ETC.	10 601	32 221	20 551
678 WIRE OF IRON OR STEEL	12 064	3 741	2 388	899 MISC MANUFACTRD GOODS NES	13 882	23 839	15 315
679 TUBES, PIPES, ETC. IRON, STL	231 840	59 708	38 207	941 COMPL IND PLANT CHAPT 99	36	123	78
681 SILVER, PLATINUM, ETC.	237	3 844	2 443	971 GOLD, NONMONTY EXCL ORES	588	588	375
682 COPPER	63 159	40 665	26 177	972 MONETARY GOLD, GOLD COINS	48	48	31
683 NICKEL	283	810	520				
684 ALUMINIUM	85 252	48 819	31 364	SWITZERLAND			
685 LEAD	1 905	353	227				
686 ZINC	337	143	91	IMPORTS	31 593 349	25 352 301	16 262 745
687 TIN	563	790	512				
689 MISC. NON-FERR. BASE METAL	42	375	237	001 LIVE ANIMALS	10 437	5 782	3 748
691 METALLIC STRUCTURES NES	26 044	19 524	12 392	011 BOVINE MEAT	2 200	1 261	833
692 CONTAINERS, STORAGE, TRANSP	15 780	13 227	8 589	012 OTHER MEAT, MEAT OFFAL	3 673	1 162	764



7 IMPORTS AND EXPORTS (SPECIAL TRADE) BY COUNTRIES OF PRODUCTION AND CONSUMPTION AND BY GROUPS OF THE SITC-REV. III 1992

GROUP DESCRIPTION	DT = 100 KG	1 000 DM	1 000 \$	GROUP DESCRIPTION	DT = 100 KG	1 000 DM	1 000 \$
016 MEAT, ED. OFFL, DRY, SLT, SMK	2 462	5 796	3 713	598 MISC. CHEMICAL PRODS. NES	819 166	174 684	111 992
017 MEAT, OFFL. PRPD, PRSVD, NES	102	183	114	611 LEATHER	4 164	14 674	9 346
022 MILK AND CREAM	3 299	1 355	871	612 MANUFACT. LEATHER ETC. NES	251	2 009	1 288
024 CHEESE AND CURD	109 927	130 210	83 699	613 FURSKINS, TANNED, DRESSED	193	1 744	1 137
034 FISH, FRESH, CHILLED, FROZEN	576	467	308	621 MATERIALS OF RUBBER	36 166	25 890	16 629
035 FISH, DRIED, SALTED, SMOKED	85	132	82	625 RUBBER TYRES, TUBES, ETC.	71 802	19 476	12 532
046 MEAL, FLOUR OF WHEAT, MSLN	1 138	823	526	629 ARTICLES OF RUBBER, NES	15 542	62 332	40 054
047 OTHER CEREAL MEAL, FLOURS	451	416	266	633 CORK MANUFACTURES	138	316	201
048 CEREAL PREPARATIONS	92 792	38 063	24 451	634 VENEERS, PLYWOOD, ETC.	1 574 070	122 391	78 504
054 VEGETABLES	3 756	883	557	635 WOOD MANUFACTURES, NES	75 951	43 120	27 813
056 VEGETABLES, PRPD, PRSVD, NES	8 327	4 373	2 789	641 PAPER AND PAPERBOARD	2 626 035	362 008	232 103
057 FRUIT, NUTS EXCL. OIL NUTS	3 361	875	577	642 PAPER, PAPERBOARD, CUT ETC	408 988	137 010	87 894
058 FRUIT, PRESERVED, PREPARED	16 066	5 545	3 548	651 TEXTILE YARN	188 819	263 469	168 483
059 FRUIT, VEGETABLE JUICES	67 419	21 191	13 250	652 COTTON FABRICS, WOVEN	27 378	113 211	72 563
061 SUGARS, MOLASSES, HONEY	1 415	324	201	653 FABRICS, MAN-MADE FIBRES	17 733	96 715	61 782
062 SUGAR CONFECTIONERY	40 782	35 552	22 715	654 OTH. TEXTILE FABRIC, WOVEN	16 168	67 551	43 022
071 COFFEE, COFFEE SUBSTITUTE	2 463	2 718	1 740	655 KNIT, CROCHET, FABRIC NES	12 455	47 996	30 687
072 COCOA	736	107	70	656 TULLE, LACE, EMBROIDRY, ETC	7 182	74 252	47 438
073 CHOCOLATE, OTH. COCOA PREP	84 011	55 445	35 684	657 SPECIAL YARN, TXTL. FABRIC	41 638	114 242	73 189
074 TEA AND MATE	155	88	54	658 TEXTILE ARTICLES NES	14 118	54 505	34 971
075 SPICES	798	804	506	659 FLOOR COVERINGS, ETC.	45 946	63 890	41 132
081 ANIMAL FEED STUFF	101 109	13 994	9 051	661 LIME, CEMENT, CONSTR. MATRL	609 495	24 207	15 541
091 MARGARINE AND SHORTENING	308	114	72	662 CLAY, REFRACT. CONSTR. MATRL	408 037	25 309	16 265
098 EDIBLE PROD. PREPRTNS, NES	237 181	122 382	78 457	663 MINERAL MANUFACTURES, NES	132 695	70 020	44 904
111 NON-ALCOHOL BEVERAGE, NES	369 010	21 639	13 925	664 GLASS	115 170	53 457	34 319
112 ALCOHOLIC BEVERAGES	8 552	10 195	6 521	665 GLASSWARE	235 389	28 780	18 497
121 TOBACCO, UNMANUFACTURED	1 883	1 093	695	666 POTTERY	1 900	6 178	3 560
122 TOBACCO, MANUFACTURED	477	665	429	667 PEARLS, PRECIOUS STONES	.	.	.
211 HIDES, SKINS (EX. FURS), RAW	72 192	27 170	17 395	671 PIG IRON, SPIEGELEISN, ETC	24 821	2 957	1 897
212 FURSKINS, RAW	34	181	112	672 INGOTS ETC. IRON OR STEEL	5 000	924	595
222 OILSEED (SFT. FIX. VEG. OIL)	1 647	214	133	673 FLAT-ROLLED IRON ETC.	681 619	54 435	34 798
223 OILSEED (OTH. FIX. VEG. OIL)	182	131	85	674 FLAT-ROLLED PLATED IRON	33 457	5 647	3 680
231 NATURAL RUBBER, ETC.	937	97	66	675 FLAT-ROLLED, ALLOY STEEL	24 105	10 001	6 404
232 SYNTHETIC RUBBER, ETC.	28 405	6 288	4 086	676 IRON, STL. BAR, SHAPES ETC.	3 487 767	226 521	145 257
246 WOOD IN CHIPS, PARTICLES	217 909	2 447	1 568	677 RAILWAY TRACK IRON, STEEL	1 476	1 746	1 138
247 WOOD ROUGH, ROUGH SQUARED	211 151	5 041	3 176	678 WIRE OF IRON OR STEEL	103 687	24 570	15 764
248 WOOD, SIMPLY WORKED	127 439	11 973	7 675	679 TUBES, PIPES, ETC. IRON, STL	1 175 732	314 677	201 596
251 PULP AND WASTE PAPER	251 371	12 535	8 030	681 SILVER, PLATINUM, ETC.	811	118 885	75 533
261 SILK	13	335	216	682 COPPER	179 899	124 048	79 524
263 COTTON	45 547	8 069	5 153	683 NICKEL	266	1 235	791
265 VEGETABLE TEXTILE FIBRES	606	886	565	684 ALUMINIUM	472 748	337 396	216 437
266 SYNTHETIC FIBRES	92 381	41 269	26 361	685 LEAD	13 294	1 338	877
267 OTHER MAN-MADE FIBRES	18 946	1 717	1 105	686 ZINC	829	305	193
268 WOOL, OTHER ANIMAL HAIR	10 246	15 527	9 928	687 TIN	90	52	34
269 WORN CLOTHING, TEXTL. ARTL	6 261	764	485	688 MISC. NON-FERR. BASE METAL	1 699	2 466	1 586
272 FERTILIZERS, CRUDE	946	55	34	691 METALLIC STRUCTURES NES	516 550	243 266	155 962
273 STONE, SAND AND GRAVEL	292 755	6 619	4 258	692 CONTAINERS, STORAGE, TRNSP	63 637	40 695	26 054
274 SULPHUR, UNRSTD. IRON PYRS	117 085	1 754	1 084	693 WIRE PRODUCTS EXCL. ELECT	12 987	8 690	5 599
277 NATURAL ABRASIVES, NES	7	3 147	2 008	694 NAILS, SCREWS, NUTS, ETC.	111 947	199 619	128 128
278 OTHER CRUDE MINERALS	1 311 894	4 181	2 713	695 TOOLS	44 799	355 627	228 049
282 FERROUS WASTE AND SCRAP	111 921	9 793	6 235	696 CUTLERY	4 054	47 701	30 683
285 ALUMINIUM ORE, CONCTR. ETC	602	429	274	697 HOUSEHOLD EQUIPMENT, NES	52 144	86 059	55 029
288 NON-FERROUS WASTE, SCRAP	462 879	80 355	51 412	698 MANUFACT. BASE METAL, NES	277 862	336 454	215 642
289 PREC. METAL ORES, CONCTR. ETC	668	11 559	7 255	711 STEAM GENER. BOILERS, ETC.	2 458	4 477	2 912
291 CRUDE ANIMAL MATERIALS, NES	38 365	5 896	3 750	712 STEAM TURBINES	4 514	31 387	20 361
292 CRUDE VEG. MATERIALS, NES	19 995	26 443	16 837	713 INTRNL COMBUS PSTN ENGIN	58 279	89 240	57 463
321 COAL, NOT AGGLOMERATED	38 059	461	292	714 ENGINES, MOTORS NON-ELECT	20 130	132 254	85 772
322 BRICKETTES, LIGNITE, PEAT	3 062	99	61	716 ROTATING ELECTRIC PLANT	124 807	288 731	185 117
334 PETROLEUM PRODUCTS	3 058 756	54 054	34 550	718 OTH. POWR. GENERTRNG. MACHNRY	10 578	49 698	31 858
335 RESIDUAL PETROL. PRODUCTS	62 142	4 566	2 978	721 AGRIC. MACHINES, EX. TRACTR	12 123	28 347	18 238
342 LIQUEFIED PROPANE, BUTANE	168 625	3 525	2 248	722 TRACTORS	2 221	3 704	2 377
344 PETROLEUM GASES, NES	122	480	314	723 CIVIL ENGINEERING EQUIPT	58 172	72 636	46 496
351 ELECTRIC CURRENT, MWH	5 768 343	438 193	281 688	724 TEXTILE, LEATHER MACHINES	87 117	299 154	191 999
411 ANIMAL OILS AND FATS	657	96	60	725 PAPER, PULP MILL MACHINES	38 939	154 502	98 552
421 FIXED VEG. FAT, OILS, SOFT	91 780	9 796	6 279	726 PRINTING, BOOKBINDING MACHS	132 619	532 202	344 140
422 FIXED VEG. FAT, OILS, OTHER	6 333	1 237	784	727 FOOD-PROCESS. MCH. NON DOM	26 954	79 708	50 988
431 ANIMAL, VEG. FATS, OILS, NES	128 045	6 095	3 915	728 OTH. MACH. PTS, SPCL INDOUST	169 630	724 927	464 471
511 HYDROCARBONS, NES, DERIVTS	32 835	7 301	4 775	731 METAL REMOVAL WORK TOOLS	93 036	571 594	366 375
512 ALCOHOL, PHENOL, ETC. DERIV	93 702	31 847	20 392	733 MACH-TOOLS, METAL-WORKING	42 999	144 573	92 593
513 CARBOXYLIC ACIDS, DERIVTS	149 937	102 110	65 455	735 PARTS, NES, FOR MACH-TOOLS	48 903	260 611	166 782
514 NITROGEN-FUNCT. COMPOUNDS	67 452	231 636	148 527	737 METALWORKING MACHNRY NES	29 317	201 095	129 020
515 ORGANO-INORGANIC COMPNDS	46 148	322 069	205 863	741 HEATING, COOLING EQUIP, PART	90 582	307 958	198 104
516 OTHER ORGANIC CHEMICALS	39 542	613 990	391 725	742 PUMPS FOR LIQUIDS, PARTS	50 448	183 324	117 402
522 INORGANIC CHEM. ELEMENTS	519 126	22 202	14 212	743 PUMPS NES, CENTRIFUGS ETC	62 340	264 956	169 723
523 METAL. SALTS, INORGAN. ACID	562 590	30 898	19 788	744 MECHANICAL HANDLING EQUIP	101 024	210 101	135 031
524 OTHER CHEMICAL COMPOUNDS	15 106	5 158	3 310	745 OTH. NONELEC MCH, TOOL, NES	76 688	438 976	282 886
525 RADIO-ACTIVE MATERIALS	42	5 695	3 675	746 BALL OR ROLLER BEARINGS	8 988	37 980	24 393
531 SYNTH. COLOURS, LAKES, ETC.	80 280	241 421	154 342	747 TAPS, COCKS, VALVES, ETC.	52 963	276 272	177 233
532 DYEING, TANNING MATERIALS	1 141	5 771	3 693	748 TRANSMISSIONS SHAFTS ETC	60 018	150 584	96 451
533 PIGMENTS, PAINTS, ETC	260 981	201 028	129 209	749 NON-ELECT MACH. PARTS, ETC	52 349	178 916	114 815
541 MEDICINES, ETC. EXC. GRP542	43 202	447 690	286 473	751 OFFICE MACHINES	2 536	39 398	25 266
542 MEDICAMENTS	105 365	660 576	423 588	752 AUTOMATC. DATA PROC. EQUIP	3 583	94 675	60 556
551 ESSENT. OIL, PERFUME, FLAVR	29 105	128 433	82 176	753 PARTS, FOR OFFICE MACHINES	4 194	67 883	43 403
553 PERFUMERY, COSMETICS, ETC.	102 629	137 104	88 053	761 TELEVISION RECEIVERS ETC	1 215	1 403	895
554 SOAP, CLEANERS, POLISH, ETC	334 761	103 279	68 237	762 RADIO-BROADCAST RECEIVER	103	1 133	731
562 FERTILIZER, EXCEPT GRP272	90 940	4 539	2 850	763 SOUND RECORDER, PHONOGRPH	685	18 893	12 119
571 POLYMERS OF ETHYLENE	33 723	8 918	5 746	764 TELECOMM. EQUIP. PARTS NES	12 599	253 156	160 657
572 POLYMERS OF STYRENE	14 285	2 495	1 605	771 ELECT POWER MACHNRY, PARTS	50 198	132 370	84 992
573 POLYMERS, VINYL CHLORIDE	156 057	30 935	19 645	772 ELEC. SWITCH. RELAY. CIRCUIT	60 498	711 245	455 078
574 POLYACETAL, POLYCARBONATE	302 204	174 374	111 857	773 ELECTR DISTRIB. EQPT NES	73 969	178 903	115 074
575 OTH. PLASTIC, PRIMARY FORM	399 862	243 832	156 680	774 ELECTRO-MEDCL. XRAY EQUIP	2 106	46 984	30 131
579 PLASTIC WASTE, SCRAP ETC	61 542	4 055	2 578	775 DOM. ELEC. NON-ELEC. EQUIPT	43 668	129 336	82 791
581 PLASTIC TUBE, PIPE, HOSE	87 930	114 721	73 786	776 TRANSISTORS, VALVES, ETC.	1 497	68 081	43 574
582 PLASTIC PLATE, SHEETS, ETC	553 534	329 312	211 729	778 ELECTRIC MACH. APPART. NES	144 817	688 379	442 421
583 MONOFILAMENT OF PLASTICS	25 449	23 716	15 192	781 PASS. MOTOR VEHCLS. EX. BUS	34 587	51 711	33 275
581 INSECTICIDES, ETC.	89 335	124 953	79 145	782 GOODS, SPCL TRANSPORT VEH	121 903	241 923	155 502
592 STARCHES, INULIN, ETC.	71 953	87 821	55 438	783 ROAD MOTOR VEHICLES NES	28 889	70 668	45 072
593 EXPLOSIVES, PYROTECHNICS	1 811	3 785	2 434	784 PARTS, TRACTORS, MOTOR VEH	217 683	222 357	142 561
597 PREPRED ADDITIVES, LIQUIDS	47 389	25 525	16 389	785 CYCLES, MOTORCYCLES ETC.	20 209	56 776	36 206



7 IMPORTS AND EXPORTS (SPECIAL TRADE) BY COUNTRIES OF PRODUCTION AND CONSUMPTION AND BY GROUPS OF THE SITC-REV. III 1992

GROUP DESCRIPTION	DT = 100 KG	1 000 DM	1 000 \$	GROUP DESCRIPTION	DT = 100 KG	1 000 DM	1 000 \$
786 TRAILERS, SEMI-TRAILER, ETC	23 333	18 845	12 047	272 FERTILIZERS, CRUDE	22 800	1 350	849
791 RAILWAY VEHICLES, EQUIPNT	25 650	50 325	32 661	273 STONE, SAND AND GRAVEL	26 648 237	55 367	35 653
792 AIRCRAFT, ASSCCTD. EQUIPNT	844	26 065	16 502	274 SULPHUR, UNSTD. IRON PYRS	313 818	5 313	3 359
793 SHIP, BOAT, FLOAT, STRUCTRS	3 278	5 760	3 649	277 NATURAL ABRASIVES, NES	124 850	7 113	4 530
811 PREFABRICATED BUILDINGS	15 877	3 481	2 219	278 OTHER CRUDE MINERALS	2 907 063	32 870	21 191
812 PLUMBING, SANITRY, EQPT. ETC	245 193	198 852	127 460	281 IRON ORE, CONCENTRATES	129 332	351	227
813 LIGHTING FIXTURES ETC. NES	6 556	30 541	19 589	282 FERROUS WASTE AND SCRAP	2 061 410	30 870	19 626
821 FURNITURE, CUSHIONS, ETC.	260 244	323 680	207 548	285 ALUMINIUM ORE, CONCTR. ETC	17 902	3 657	2 334
831 TRUNK, SUITCASES, BAG, ETC	6 980	12 737	8 235	287 ORE, CONCENTR. BASE METALS	4 099	233	148
841 MENS, BOYS CLOTHING, X-KNIT	4 693	64 175	41 339	288 NON-FERROUS WASTE, SCRAP	82 600	18 776	12 114
842 WOMEN, GIRL CLOTHING, X-KNIT	4 232	81 010	51 982	289 PREC. METAL ORES, CONCTR. ETC	249	2 200	1 409
843 MENS, BOYS CLOTHING, KNIT	3 276	31 342	20 356	291 CRUDE ANIMAL MATERIALS, NES	50 986	24 025	15 373
844 WOMEN, GIRLS CLOTHING, KNIT	4 997	70 792	45 937	292 CRUDE VEG. MATERIALS, NES	161 485	109 874	70 107
845 OTHR. TEXTILE APPAREL, NES	8 194	86 280	55 711	321 COAL, NOT AGGLOMERATED	76 487	2 576	1 649
846 CLOTHING ACCESSRS, FABRIC	3 283	46 436	29 786	322 BRIQUETTES, LIGNITE, PEAT	1 476 155	28 250	17 974
848 CLOTHING, NONTEXTL; HEADGEAR	800	7 925	5 111	325 COKE, SEMI-COKE, RET. CARBN	253 501	7 954	5 094
851 FOOTWEAR	10 504	65 289	41 928	334 PETROLEUM PRODUCTS	28 232 282	948 819	610 838
871 OPTICAL INSTRUMENTS, NES	1 473	59 428	37 971	335 RESIDUAL PETROL. PRODUCTS	1 908 643	55 645	35 966
872 MEDICAL INSTRUMENTS NES	19 680	212 585	136 340	342 LIQUEFIED PROPANE, BUTANE	228 211	9 316	5 967
873 METERS, COUNTERS, NES	5 226	57 852	37 026	344 PETROLEUM GASES, NES	.	.	.
874 MEASURE, CONTROL INSTRMNT	38 891	834 330	535 015	351 ELECTRIC CURRENT, MWH	3 263 244	170 399	107 251
881 PHOTOGRAPH APPAR. ETC. NES	2 227	42 814	27 372	411 ANIMAL OILS AND FATS	17 822	1 541	979
882 PHOTO. CINEMATOPH. SUPPL	16 589	72 484	46 284	421 FIXED VEG. FAT, OILS, SOFT	82 334	8 034	5 150
883 CINE. FILM EXPOS. DEVELPO	35	1 008	641	422 FIXED VEG. FAT, OILS, OTHER	25 988	4 520	2 878
884 OPTICAL GOODS NES	1 377	132 913	85 111	431 ANIMAL, VEG. FATS, OILS, NES	61 267	11 491	7 377
885 WATCHES AND CLOCKS	10 547	814 021	521 403	511 HYDROCARBONS, NES, DERIVTS	608 757	61 525	39 357
891 ARMS AND AMMUNITION	693	14 284	9 105	512 ALCOHOL, PHENDL, ETC. DERIV	674 691	106 865	68 569
892 PRINTED MATTER	292 628	288 806	185 425	513 CARBOXYLIC ACIDS, DERIVTS	689 502	152 681	98 077
893 ARTICLES, NES, OF PLASTICS	329 824	372 932	239 160	514 NITROGEN-FUNCT. COMPOUNDS	420 002	306 760	196 600
894 BABY CARRIAGE, TOYS, GAMES	42 526	125 226	79 908	515 ORGANO-INORGANIC COMPNDS	228 432	271 253	174 387
895 OFFICE, STATIONERY SUPPLS	9 092	40 740	26 205	516 OTHER ORGANIC CHEMICALS	756 520	221 022	141 880
896 WORKS OF ART, ANTIQUE ETC	3 808	148 687	95 209	522 INORGANIC CHEM. ELEMENTS	470 030	74 622	47 942
897 GOLD, SILVERWARE, JEWEL ETC	160	43 872	28 034	523 METAL, SALTS, INORGAN. ACID	872 668	67 247	43 144
898 MUSICAL INSTRUMENTS, ETC.	11 997	137 069	88 178	524 OTHER CHEMICAL COMPOUNDS	86 998	33 782	21 623
899 MISC MANUFACTD GOODS NES	59 655	307 848	197 382	525 RADIO-ACTIVE MATERIALS	75	6 388	4 091
961 COIN NONGOLD NONCURREN	104	9 635	6 163	531 SYNTH. COLOURS, LAKES, ETC.	67 131	197 007	126 910
971 GOLD, NONMONTY EXCL ORES	154	182 994	120 699	532 DYEING, TANNING MATERIALS	4 909	2 092	1 364
972 MONETARY GOLD, GOLD COINS	5	12 869	8 335	533 PIGMENTS, PAINTS, ETC.	1 414 366	297 947	191 737
EXPORTS	129 958 447	35 604 639	22 851 017	541 MEDICINES, ETC. EXC. GRP542	21 443	181 395	116 349
001 LIVE ANIMALS	11 551	18 183	11 676	542 MEDICAMENTS	67 606	955 301	611 819
011 BOVINE MEAT	408	225	146	551 ESSNTL. OIL, PERFUME, FLAVR	11 136	33 233	21 241
012 OTHER MEAT, MEAT OFFAL	43 934	15 198	9 775	553 PERFUMERY, COSMETICS, ETC.	108 201	159 532	102 382
016 MEAT, ED. OFFL, DRY, SLT, SMK	444	350	220	554 SOAP, CLEANERS, POLISH, ETC	656 839	172 449	110 931
017 MEAT, OFFL, PRPD, PRSTD, NES	16 327	16 343	10 455	562 FERTILIZER, EXCEPT GRP272	707 545	23 764	15 104
022 MILK AND CREAM	39 788	11 865	7 598	571 POLYMERS OF ETHYLENE	503 306	76 341	49 023
023 BUTTER, OTHER FAT OF MILK	14 636	4 206	2 647	572 POLYMERS OF STYRENE	253 178	77 627	49 680
024 CHEESE AND CURD	9 552	9 900	6 351	573 POLYMERS, VINYL CHLORIDE	265 071	52 152	33 522
025 EGGS, BIRDS, YOLKS, ALBUMIN	89 489	15 085	9 654	574 POLYACETAL, POLYCARBONATE	404 049	162 439	104 250
034 FISH, FRESH, CHILLED, FROZN	14 075	18 536	11 829	575 OTH. PLASTIC, PRIMARY FORM	1 011 171	322 932	207 294
035 FISH, DRIED, SALTED, SMOKED	678	1 793	1 149	579 PLASTIC WASTE, SCRAP ETC	50 706	3 224	2 065
036 CRUSTACEANS, MOLLUSCS ETC	655	942	609	581 PLASTIC TUBE, PIPE, HOSE	116 907	93 196	58 828
037 FISH ETC. PRPD, PRSTD, NES	9 940	8 800	5 660	582 PLASTIC PLATE, SHEETS, ETC	554 864	350 653	225 137
041 WHEAT, MESLIN, UNMILLED	49 541	1 478	938	583 MONOFILAMENT OF PLASTICS	94 517	60 831	39 179
042 RICE	2 539	282	174	589 INSECTICIDES, ETC.	35 312	34 761	22 123
043 BARLEY, UNMILLED	202 372	4 901	3 119	592 STARCHES, INULIN, ETC.	349 263	61 416	39 378
044 MAIZE UNMILLED	1 168	821	3 119	593 EXPLOSIVES, PYROTECHNICS	4 267	7 093	4 498
045 OTHER CEREALS, UNMILLED	8 507	1 292	817	597 PREPRO ADDITIVES, LIQUIDS	82 517	31 582	20 339
046 MEAL, FLOUR OF WHEAT, MSLN	3 888	323	208	598 MISC. CHEMICAL PRODS. NES	3 497 690	354 009	227 253
047 OTHER CEREAL MEAL, FLOURS	1 261	109	68	600 CPL IND PLANT CHAP 69-76	237	1 621	1 093
048 CEREAL PREPARATIONS	442 471	104 009	66 800	611 LEATHER	9 836	29 635	18 848
054 VEGETABLES	22 677	13 799	8 780	612 MANUFACT. LEATHER ETC. NES	1 894	9 657	6 216
056 VEGETABLES, PRPD, PRSTD, NES	36 411	27 065	17 388	613 FURSKINS, TANNED, DRESSED	293	6 363	4 098
057 FRUIT, NUTS EXCL. OIL NUTS	68 079	14 721	9 468	621 MATERIALS OF RUBBER	86 920	57 923	37 256
058 FRUIT, PRESERVED, PREPARED	35 294	21 013	13 507	625 RUBBER TYRES, TUBES, ETC.	187 341	165 949	106 795
059 FRUIT, VEGETABLE JUICES	37 386	7 000	4 441	629 ARTICLES OF RUBBER, NES	36 170	64 047	41 146
061 SUGARS, MOLASSES, HONEY	1 129 797	69 867	45 191	633 CORK MANUFACTURES	1 675	5 208	3 337
062 SUGAR CONFECTIONERY	25 340	15 394	9 854	634 VENEERS, PLYWOOD, ETC.	725 720	101 758	65 157
071 COFFEE, COFFEE SUBSTITUTE	19 284	11 448	7 333	658 HOOD MANUFACTURES, NES	568 062	174 756	112 048
072 COCOA	51 042	28 732	18 512	641 PAPER AND PAPERBOARD	1 819 681	383 904	246 399
073 CHOCOLATE, OTH. COCOA PREP	54 611	34 394	22 169	642 PAPER, PAPERBOARD, CUT ETC	968 138	416 187	267 086
074 TEA AND MATE	2 953	3 379	2 161	651 TEXTILE YARN	105 200	150 562	96 354
075 SPICES	5 655	5 559	3 573	652 COTTON FABRICS, WOVEN	28 542	73 679	46 975
081 ANIMAL FEED STUFF	1 701 168	107 627	69 024	653 FABRICS, MAN-MADE FIBRES	50 675	139 337	89 050
091 MARGARINE AND SHORTENING	6 360	1 869	1 201	654 OTH. TEXTILE FABRIC, WOVEN	24 071	73 187	46 800
098 EDIBLE PROD. PREPRNTS, NES	261 964	135 129	86 595	655 KNIT, CROCHET, FABRIC NES	21 504	62 345	39 871
111 NON-ALCOHOL. BEVERAGE, NES	165 753	20 850	13 389	656 TULLE, LACE, EMBROIDRY, ETC	6 236	23 882	15 314
112 ALCOHOLIC BEVERAGES	237 812	40 150	25 659	657 SPECIAL YARN, TXTL. FABRIC	85 640	133 907	85 780
121 TOBACCO, UNMANUFACTURED	36 323	34 358	22 015	658 TEXTILE ARTICLES NES	45 938	127 573	81 873
122 TOBACCO, MANUFACTURED	30 576	63 139	41 915	659 FLOOR COVERINGS, ETC.	82 539	119 981	77 024
211 HIDES, SKINS (EX. FURS), RAW	10 330	2 693	1 748	661 LIME, CEMENT, CONSTR. MATRL	934 233	47 398	30 372
212 FURSKINS, RAW	121	1 808	1 122	662 CLAY, REFRCT. CONSTR. MATRL	1 102 769	78 038	50 152
222 OILSEED (SFT. FIX VEG. OIL)	7 768	1 645	1 091	663 MINERAL MANUFACTURES, NES	2 405 048	195 262	125 443
223 OILSEED (OTH. FIX VEG. OIL)	5 607	774	499	664 GLASS	529 823	122 982	79 152
231 NATURAL RUBBER, ETC.	1 954	482	305	665 GLASSWARE	415 968	108 870	70 006
232 SYNTHETIC RUBBER, ETC.	217 671	36 006	23 183	666 POTTERY	58 188	67 326	43 170
245 FUEL WOOD, WOOD CHARCOAL	12 605	743	483	667 PEARLS, PRECIOUS STONES	.	.	.
246 WOOD IN CHIPS, PARTICLES	2 645 592	23 622	15 158	671 PIG IRON, SPIEGELEISN, ETC	222 177	15 252	9 821
247 WOOD ROUGH, ROUGH SQUARED	1 207 676	16 235	10 362	672 INGOTS ETC. IRON OR STEEL	326 283	25 386	16 231
248 WOOD, SIMPLY WORKED	607 961	77 630	49 846	673 FLAT-ROLLED IRON ETC.	2 700 220	207 094	133 173
251 PULP AND WASTE PAPER	777 937	33 096	21 264	674 FLAT-ROLLED PLATED IRON	680 855	84 606	54 537
261 SILK	494	573	357	675 FLAT-ROLLED, ALLOY STEEL	424 931	134 513	86 502
263 COTTON	41 274	7 575	4 855	676 IRON, STL. BAR, SHAPES ETC.	1 621 500	197 760	127 212
265 VEGETABLE TEXTILE FIBRES	425	133	85	677 RAILWAY TRACK IRON, STEEL	116 738	18 191	11 624
266 SYNTHETIC FIBRES	30 566	13 405	8 586	678 WIRE OF IRON OR STEEL	240 640	47 069	30 194
267 OTHER MAN-MADE FIBRES	44 993	21 641	13 932	679 TUBES, PIPES, ETC. IRON, STL	758 613	278 196	177 901
268 WOOL, OTHER ANIMAL HAIR	55 489	66 857	42 596	681 SILVER, PLATINUM, ETC.	791	42 344	26 925
269 WORN CLOTHING, TEXTL. ARTL	11 830	1 316	842	682 COPPER	484 013	306 270	196 947
				683 NICKEL	6 882	19 469	12 517
				684 ALUMINIUM	668 689	322 581	206 652



## 7 IMPORTS AND EXPORTS (SPECIAL TRADE) BY COUNTRIES OF PRODUCTION AND CONSUMPTION AND BY GROUPS OF THE SITC-REV. III 1992

GROUP DESCRIPTION	DT = 100 KG	1 000 DM	1 000 \$	GROUP DESCRIPTION	DT = 100 KG	1 000 DM	1 000 \$
685 LEAD	19 270	3 293	2 113	AUSTRIA			
686 ZINC	62 804	22 719	14 604	IMPORTS	84 290 962	28 009 115	17 960 797
687 TIN	2 469	2 859	1 822	001 LIVE ANIMALS	212 454	50 812	32 840
689 MISC.NON-FERR.BASE METAL	2 255	8 575	5 489	011 BOVINE MEAT	151 591	69 420	44 502
691 METALLIC STRUCTURES,NES	636 194	318 882	205 287	012 OTHER MEAT, MEAT OFFAL	5 966	4 461	2 884
692 CONTAINERS, STORAGE, TRNSP	110 610	73 225	47 000	016 MEAT,ED.OFFL.DRY,SLT,SMK	279	313	201
693 WIRE PRODUCTS EXCL.ELECT	100 357	26 349	16 920	017 MEAT,OFFL.PRPO,PRSD,NES	24 487	7 032	4 608
694 NAILS,SCREWS,NUTS,ETC.	159 617	146 055	93 767	022 MILK AND CREAM	315 213	9 435	6 012
695 TOOLS	77 569	315 219	202 160	024 CHEESE AND CURD	29 963	18 703	12 057
696 CUTLERY	7 807	46 628	29 976	025 EGGS,BIRDS,YOLKS,ALBUMIN	1 511	178	107
697 HOUSEHOLD EQUIPMENT,NES	96 526	102 116	65 588	034 FISH,FRESH,CHILLED,FROZN	441	417	275
699 MANUFACTS.BASE METAL,NES	436 086	472 555	303 365	041 WHEAT, MESLIN, UNMILLED	6 336	511	315
700 CPL IND PLANT (84/85/87)	13 526	51 727	33 012	044 MAIZE UNMILLED	14 736	5 177	3 199
711 STEAM GENER. BOILERS,ETC.	10 289	22 829	14 424	046 MEAL, FLOUR OF WHEAT,MSLN	396	77	49
712 STEAM TURBINES	2 912	24 802	15 709	048 CEREAL PREPARATIONS	176 748	82 708	53 020
713 INTNL COMBUS PSTN ENGIN	50 171	112 070	71 689	054 VEGETABLES	105 750	10 904	7 026
714 ENGINES,MOTORS NON-ELECT	6 530	122 972	79 922	056 VEGETABLES,PRPO,PRSD,NES	6 048	1 659	1 068
716 ROTATING ELECTRIC PLANT	110 869	337 610	216 932	057 FRUIT,NUTS EXCL.OIL NUTS	114 122	17 230	10 860
718 OTH. POWR. GENRTNG. MACHNRY	13 112	128 269	79 551	058 FRUIT,PRESERVED,PREPARED	53 638	13 633	8 707
721 AGRIC. MACHINES,EX. TRACTR	63 670	95 029	60 568	059 FRUIT, VEGETABLE JUICES	24 004	6 623	4 215
722 TRACTORS	25 536	37 900	24 065	061 SUGARS,MOLASSES,HONEY	33 104	1 390	856
723 CIVIL ENGINEERING EQUIPT	112 595	145 965	94 064	062 SUGAR CONFECTIONERY	14 200	11 068	7 091
724 TEXTILE,LEATHER MACHINES	61 098	188 145	120 612	071 COFFEE,COFFEE SUBSTITUTE	2 514	1 757	1 136
725 PAPER,PULP MLL MACHINES	38 521	128 066	82 143	073 CHOCOLATE,OTH.COCOA PREP	46 156	35 579	22 989
726 PRINTING,BOOKBINDING MACHS	95 830	226 183	145 770	075 SPICES	682	300	197
727 FOOD-PROCESS. MCH. NON DOM	15 477	57 303	36 692	081 ANIMAL FEED STUFF	128 964	8 173	5 292
728 OTH. MACH. PTS, SPL INDUSTR	201 809	589 174	377 838	098 EDIBLE PROD.PREPRNTS,NES	95 828	42 410	27 224
731 METAL REMOVAL WORK TOOLS	49 694	202 263	129 553	111 NON-ALCOHOL.BEVERAGE,NES	577 871	60 975	39 396
733 MACH-TOOLS,METAL-WORKING	39 874	97 590	62 412	112 ALCOHOLIC BEVERAGES	90 298	36 872	23 662
735 PARTS,NES,FOR MACH-TOOLS	37 966	137 286	88 011	121 TOBACCO, MANUFACTURED	295	734	480
737 METALWORKING MACHNRY,NES	19 249	59 825	38 118	211 HIDES,SKINS(EX.FURS),RAW	158 280	38 673	24 765
741 HEATING,COOLING EQUIP,PART	140 775	369 698	237 900	212 FURSKINS, RAW	3	105	65
742 PUMPS FOR LIQUIDS,PARTS	52 253	184 397	118 305	222 OILSEED(SFT.FIX VEG.OIL)	45 643	3 069	2 029
743 PUMPS,NES,CENTRIFUGS ETC	102 808	303 407	194 672	223 OILSEED(OTH.FIX.VEG.OIL)	5 628	3 863	2 456
744 MECHANICAL HANDLING EQUIP	189 198	308 552	198 307	231 NATURAL RUBBER, ETC.	391	68	42
745 OTH.NONELEC MCH,TOOL,NES	85 418	373 320	239 399	232 SYNTHETIC RUBBER, ETC.	24 063	1 402	896
746 BALL OR ROLLER BEARINGS	37 032	82 510	52 903	244 CORK,NATURAL,RAW,WASTE	209	45	30
747 TAPS,COCKS,VALVES,ETC.	64 406	255 196	163 928	245 FUEL WOOD, WOOD CHARCOAL	1 538	76	50
748 TRANSMISSIONS SHAFTS ETC	95 253	204 723	131 125	246 WOOD IN CHIPS, PARTICLES	289 760	2 548	1 643
749 NON-ELECT MACH.PARTS,ETC	91 514	287 543	185 581	247 WOOD ROUGH,ROUGH SQUARED	141 467	6 073	3 854
751 OFFICE MACHINES	9 319	73 826	46 697	248 WOOD, SIMPLY WORKED	2 915 635	212 127	136 593
752 AUTOMATC.DATA PROC.EQUIP	19 938	405 386	260 016	251 PULP AND WASTE PAPER	282 377	25 081	16 100
759 PARTS,FOR OFFICE MACHINES	14 404	177 445	113 694	263 COTTON	32 618	3 819	2 439
761 TELEVISION RECEIVERS ETC	26 602	85 681	54 982	265 VEGETABLE TEXTILE FIBRES	92	54	34
762 RADIO-BROADCAST RECEIVER	2 349	21 614	13 853	266 SYNTHETIC FIBRES	108 056	33 374	21 435
763 SOUND RECORDER,PHONOGRPH	3 104	31 374	20 166	267 OTHER MAN-MADE FIBRES	154 314	59 246	37 861
764 TELECOMM.EQUIP,PARTS,NES	23 816	378 837	242 731	268 WOOL, OTHER ANIMAL HAIR	1 428	463	301
771 ELECT POWER MACHNRY,PARTS	69 725	206 254	132 602	269 WORN CLOTHING,TEXTL.ARTL	20 544	1 919	1 229
772 ELEC. SWITCH. RELAY.CIRCUIT	107 323	723 797	464 234	272 FERTILIZERS, CRUDE	15 140	336	217
773 ELECTR DISTRIBT.EQPT,NES	95 874	122 370	78 541	273 STONE, SAND AND GRAVEL	15 685 623	71 023	45 679
774 ELECTRO-MEDCL,XRAY EQUIP	3 687	82 668	53 289	274 SULPHUR,UNRSO. IRON PYRS	790	80	51
775 DOM.ELEC,NON-ELEC.EQUIPT	235 422	393 995	252 650	277 NATURAL ABRASIVES, NES	3 449	55	36
776 TRANSISTORS,VALVES,ETC.	9 439	137 565	88 632	278 OTHER CRUDE MINERALS	3 475 393	64 401	41 370
778 ELECTRIC.MACH.APART,NES	144 005	596 684	383 034	282 FERROUS WASTE AND SCRAP	204 092	14 074	9 072
781 PASS.MOTOR VEHCLS.EX.BUS	1 134 811	2 901 852	1 862 047	285 ALUMINIUM ORE,CONCR.ETC	4 327	378	245
782 GOODS,SPL TRANSPORT VEH	210 516	454 539	289 927	286 ALUMINUM ORE,CONCR.ETC	302 909	18 088	11 586
783 ROAD MOTOR VEHICLES,NES	49 651	178 427	114 649	287 NON-FERROUS WASTE,SCRAP	403 553	61 411	39 236
784 PARTS,TRACTORS,MOTOR VEH	269 359	562 910	361 036	288 PREC.METAL ORES,CONCRTS	2 124	24 939	16 347
785 CYCLES,MOTORCYCLES ETC.	15 963	44 143	28 147	291 CRUDE ANIMAL MATERLS,NES	228 588	7 230	4 642
786 TRAILERS,SEMI-TRAILR,ETC	130 460	130 999	83 624	292 CRUDE VEG.MATERIALS, NES	44 241	22 248	14 264
791 RAILWAY VEHICLES.EQUIPNT	74 671	90 425	58 132	322 BRIQUETTES,LIGNITE,PEAT	58 635	814	519
792 AIRCRAFT,ASSTOCD.EQUIPNT	9 917	38 296	24 379	325 COKE,SEMI-COKE,RET.CARBON	22 909	431	284
793 SHIP,BOAT,FLOAT,STRUCTRS	9 917	24 950	15 789	334 PETROLEUM PRODUCTS	399 148	16 337	10 429
811 PREFABRICATED BUILDINGS	149 845	62 424	40 194	335 RESIDUAL PETROL.PRODUCTS	797 486	22 630	14 587
812 PLUMBING,SANITRY,EQPT,ETC	128 500	100 280	64 699	351 ELECTRIC CURRENT, MWH	3 857 038	483 914	310 593
813 LIGHTING FIXTURES ETC,NES	37 584	122 128	78 319	411 ANIMAL OILS AND FATS	40 852	1 992	1 296
821 FURNITURE,CUSHIONS,ETC.	1 009 818	909 357	581 497	421 FIXED VEG.FAT,OILS, SOFT	1 041	223	139
831 TRUNK,SUITCASES,BAG,ETC	18 665	91 593	58 743	422 FIXED VEG.FAT,OILS,OTHER	819	1 016	653
841 MENS,BOYS CLOTHING,X-KNIT	27 617	264 260	170 546	431 ANIMAL,VEG.FATS,OILS,NES	213 095	9 643	6 200
842 WOMEN,GIRL CLOTHING,XKNIT	37 868	566 883	366 066	511 HYDROCARBONS,NES,DERIVTS	86 841	5 554	3 585
843 MENS,BOYS CLOTHING,KNIT	3 593	21 628	13 948	512 ALCOHOL,PHENOL,ETC.DERIV	9 738	1 234	818
844 WOMEN,GIRLS CLOTHING,KNIT	13 608	125 077	80 979	513 CARBOXYLIC ACIDS,DERIVTS	392 192	79 511	51 235
845 OTHR.TEXTILE APPAREL,NES	29 319	272 832	176 481	514 NITROGEN-FUNCT.COMPOUNDS	21 304	9 183	5 892
846 CLOTHING ACCESSRS,FABRIC	10 803	77 090	49 808	515 ORGANO-INORGANIC COMPNDS	120 542	39 166	24 981
848 CLOTHING,NONXTXL;HEADGEAR	8 530	99 500	64 398	516 OTHER ORGANIC CHEMICALS	78 682	23 667	15 017
851 FOOTWEAR	35 610	179 788	115 673	522 INORGANIC CHEM.ELEMENTS	1 476 391	55 630	35 577
871 OPTICAL INSTRUMENTS,NES	3 436	83 392	53 688	523 METAL,SALTS,INORGAN.ACID	331 674	15 525	9 916
872 MEDICAL INSTRUMENTS,NES	21 162	180 965	116 343	524 OTHER CHEMICAL COMPOUNDS	225 631	34 787	22 314
873 METERS,COUNTERS,NES	7 772	39 395	25 177	525 RADIO-ACTIVE MATERIALS	11 781	4 149	2 650
874 MEASURE,CONTROL INSTRMNT	37 000	645 741	414 268	531 SYNTH.COLOURS,LAKES,ETC.	7 216	3 035	1 939
881 PHOTOGRAPH APPAR.ETC,NES	6 188	59 113	38 017	532 DYEING,TANNING MATERIALS	39	45	30
882 PHOTO.CINEMATOPH.SUPPL	44 466	91 837	58 962	533 PIGMENTS, PAINTS, ETC.	1 297 590	81 483	52 329
883 CINE.FILM EXPOSD.DEVELOPD	114	1 299	834	541 MEDICINES,ETC.EXC.GRP542	13 482	257 076	164 262
884 OPTICAL GOODS,NES	1 279	113 862	73 121	542 MEDICAMENTS	36 991	85 828	55 080
885 WATCHES AND CLOCKS	7 463	201 162	128 988	551 ESSNTL.OIL,PERFUME,FLAVR	7 780	10 241	6 594
891 ARMS AND AMMUNITION	4 472	35 648	22 788	552 PERFUMERY,COSMETICS,ETC.	38 472	26 363	16 864
892 PRINTED MATTER	756 968	863 987	555 566	554 SOAP,CLEANERS,POLISH,ETC	178 373	35 644	22 953
893 ARTICLES,NES,OF PLASTICS	595 011	617 569	396 353	562 FERTILIZER,EXCEPT GRP272	3 928 544	100 174	64 219
894 BABY CARRIAGE, TOYS,GAMES	90 924	211 310	136 683	571 POLYMERS OF ETHYLENE	1 110 526	133 660	85 884
895 OFFICE, STATIONERY SUPPLS	25 782	73 877	47 331	572 POLYMERS OF STYRENE	69 573	18 773	11 995
896 WORKS OF ART,ANTIQUE ETC	1 860	393 157	255 240	573 POLYMERS,VINYL CHLORIDE	52 133	9 041	5 791
897 GOLD,SILVERWARE,JEWEL,NES	2 364	276 395	177 271	574 POLYACETAL,POLYCARBONATE	144 349	69 805	44 791
898 MUSICAL INSTRUMENTS,ETC.	54 203	350 583	225 064	575 OTH.PLASTIC,PRIMARY FORM	1 881 880	185 327	118 728
899 MISC MANUFACTRD GOODS,NES	78 584	155 307	99 874	579 PLASTIC WASTE, SCRAP ETC	10 558	571	363
941 COMPL IND PLANT CHAPT 99	67	253	167	581 PLASTIC TUBE,PIPE,HOSE	135 065	80 194	51 491
961 COIN NONGOLD NONCURRENT	97	5 181	3 310	582 PLASTIC PLATE,SHEETS,ETC	550 281	286 627	184 007
971 GOLD,NONMONTY EXCL ORES	73	36 308	22 982	583 MONOFILAMENT OF PLASTICS	36 144	19 625	12 588
972 MONETARY GOLD,GOLD COINS	32	53 263	33 982				



7 IMPORTS AND EXPORTS (SPECIAL TRADE) BY COUNTRIES OF PRODUCTION AND CONSUMPTION AND BY GROUPS OF THE SITC-REV. III 1992

GROUP DESCRIPTION	DT = 100 KG	1 000 DM	1 000 \$	GROUP DESCRIPTION	DT = 100 KG	1 000 DM	1 000 \$
591 INSECTICIDES, ETC.	27 212	49 967	30 918	782 GOODS, SPCL. TRANSPORT VEH	510 374	844 843	542 629
592 STARCHES, INULIN, ETC.	37 286	8 894	5 700	783 ROAD MOTOR VEHICLES NES	36 106	61 152	39 293
593 EXPLOSIVES, PYROTECHNICS	337	500	319	784 PARTS, TRACTORS, MOTOR VEH	894 656	1 117 359	712 669
597 PREPRED. ADDITIVES, LIQUIDS	10 670	6 726	4 324	785 CYCLES, MOTORCYCLES ETC.	13 408	48 071	30 686
598 MISC. CHEMICAL PRODS. NES	404 726	81 089	51 973	786 TRAILERS, SEMI-TRAILER, ETC	212 453	148 886	95 052
611 LEATHER	23 125	126 228	80 906	791 RAILWAY VEHICLES, EQUIPNT	64 984	165 032	105 376
612 MANUFACT. LEATHER ETC. NES	257	1 905	1 222	792 AIRCRAFT, ASSC'D. EQUIPNT	1 294	23 445	15 135
613 FURSKINS, TANNED, DRESSED	523	1 688	1 095	793 SHIP, BOAT, FLOAT, STRUCTRS	3 888	13 754	8 748
621 MATERIALS OF RUBBER	207 101	90 705	58 146	811 PREFABRICATED BUILDINGS	151 209	58 638	37 750
625 RUBBER TYRES, TUBES, ETC.	270 154	172 165	110 692	812 PLUMBING, SANITRY, EQPT. ETC	409 590	159 993	102 380
629 ARTICLES OF RUBBER, NES	61 951	90 108	57 723	813 LIGHTING FIXTURES ETC. NES	93 494	206 668	132 546
633 CORK MANUFACTURES	461	160	103	821 FURNITURE, CUSHIONS, ETC.	520 820	620 844	397 056
634 VENEERS, PLYWOOD, ETC.	4 440 458	341 130	218 449	831 TRUNK, SUITCASES, BAG, ETC	1 980	8 684	5 562
635 WOOD MANUFACTURES, NES	794 338	287 551	185 119	841 MENS, BOYS CLOTHING, X-KNIT	9 600	120 619	78 366
641 PAPER AND PAPERBOARD	7 617 285	966 947	620 380	842 WOMEN, GIRL CLOTHING, X-KNIT	17 448	222 004	142 937
642 PAPER, PAPERBOARD, CUT ETC	1 858 317	501 665	321 878	843 MENS, BOYS CLOTHING, KNIT	1 332	14 456	9 367
651 TEXTILE YARN	216 358	196 653	125 817	844 WOMEN, GIRLS CLOTHING, KNIT	4 191	44 687	28 781
652 COTTON FABRICS, WOVEN	47 093	137 357	87 957	845 OTHR. TEXTILE APPAREL, NES	12 653	159 419	102 808
653 FABRICS, MAN-MADE FIBRES	48 723	136 671	87 361	846 CLOTHING ACCESSRS, FABRIC	20 821	107 032	69 026
654 OTH. TEXTILE FABRIC, WOVEN	23 301	61 578	39 405	848 CLOTHING, NONTEXTL; HEADGEAR	12 472	44 297	28 681
655 KNIT, CROCHET, FABRIC NES	67 562	189 783	121 375	851 FOOTWEAR	66 528	408 083	263 238
656 TULLE, LACE, EMBROIDRY, ETC	12 498	102 872	65 816	871 OPTICAL INSTRUMENTS, NES	232	10 407	6 668
657 SPECIAL YARN, TEXTL. FABRIC	75 693	72 158	46 323	872 MEDICAL INSTRUMENTS, NES	7 699	62 661	40 070
658 TEXTILE ARTICLES NES	39 736	87 967	56 421	873 METERS, COUNTERS, NES	704	6 649	4 249
659 FLOOR COVERINGS, ETC.	86 692	69 642	44 735	874 MEASURE, CONTROL INSTRMNT	25 425	316 768	203 256
661 LIME, CEMENT, CONSTR. MATRL	682 381	41 401	26 624	881 PHOTOGRAPH APPAR, ETC. NES	877	14 579	9 354
662 CLAY, REFRCT. CONSTR. MATRL	812 355	67 319	43 225	882 PHOTO. CINEMATOGRPH. SUPPL	504	31 142	19 934
663 MINERAL MANUFACTURES, NES	2 398 979	217 603	139 780	883 CINE. FILM EXPOS. DEVELOP	36	285	182
664 GLASS	171 592	36 383	23 335	884 OPTICAL GOODS NES	1 431	99 804	64 230
665 GLASSWARE	474 897	145 515	93 236	885 WATCHES AND CLOCKS	451	13 541	8 717
666 POTTERY	3 042	5 742	3 673	891 ARMS AND AMMUNITION	1 784	17 293	11 080
667 PEARLS, PRECIOUS STONES				892 PRINTED MATTER	550 661	340 492	219 084
671 PIG IRON, SPIEGELEISN, ETC	25 410	20 599	13 158	893 ARTICLES, NES, OF PLASTICS	445 128	362 566	232 882
672 INGOTS ETC. IRON OR STEEL	37 849	10 029	6 387	894 BABY CARRIAGE, TOYS, GAMES	53 282	201 884	130 802
673 FLAT-ROLLED IRON ETC.	4 038 908	322 231	206 216	895 OFFICE, STATIONERY SUPPLS	44 255	48 858	31 360
674 FLAT-ROLLED PLATED IRON	2 549 245	291 998	187 002	896 WORKS OF ART, ANTIQUE ETC	3 071	35 332	22 655
675 FLAT-ROLLED, ALLOY STEEL	533 983	125 088	80 273	897 GOLD, SILVERWARE, JEWEL NES	1 503	88 171	56 296
676 IRON, STL. BAR, SHAPES ETC.	1 103 127	169 691	108 785	898 MUSICAL INSTRUMENTS, ETC.	50 749	162 754	104 481
677 RAILWAY TRACK IRON, STEEL	518 206	65 870	41 871	899 MISC MANUFACTD GOODS NES	15 642	53 148	34 071
678 WIRE OF IRON OR STEEL	306 594	49 305	31 534	961 COIN NONGOLD NONCURRENT	88	12 494	7 971
679 TUBES, PIPES, ETC. IRON, STL	1 331 601	269 554	172 823	971 GOLD, NONMONEY EXCL ORES	20	3 988	2 521
681 SILVER, PLATINUM, ETC.	732	21 649	13 974	972 MONETARY GOLD, GOLD COINS	4	10 409	6 741
682 COPPER	189 776	119 068	76 045				
683 NICKEL	2 061	5 381	3 430	EXPORTS	118 389 720	39 922 019	25 635 168
684 ALUMINIUM	795 122	431 236	276 485	001 LIVE ANIMALS	3 357	6 679	4 315
685 LEAD	815	124	79	011 BOVINE MEAT	640	378	250
686 ZINC	1 538	857	545	012 OTHER MEAT, MEAT OFFAL	13 079	8 264	5 352
687 TIN	262	235	156	016 MEAT, EDD. OFFL, DRY, SLT, SMK	42	56	37
689 MISC. NON-FERR. BASE METAL	16 753	26 679	17 199	017 MEAT, OFFL, PRPD, PRSVD, NES	1 850	2 011	1 291
691 METALLIC STRUCTURES NES	1 070 824	438 193	282 264	022 MILK AND CREAM	36 682	9 888	6 319
692 CONTAINERS, STORAGE, TRNSP	127 550	88 622	56 763	023 BUTTER, OTHER FAT OF MILK	90	65	41
693 WIRE PRODUCTS EXCL. ELECT	48 007	28 425	18 311	024 CHEESE AND CURD	87 855	56 600	36 315
694 NAILS, SCREWS, NUTS, ETC.	97 189	43 898	28 184	025 EGGS, BIRDS, YOLKS, ALBUMIN	15 769	4 842	3 088
695 TOOLS	44 558	190 021	121 636	034 FISH, FRESH, CHILLED, FROZN	18 426	13 166	8 392
696 CUTLERY	593	2 343	1 503	035 FISH, DRIED, SALTED, SMOKED	1 754	2 347	1 501
697 HOUSEHOLD EQUIPMENT, NES	80 372	62 555	40 103	036 CRUSTACEANS, MOLLUSCS ETC	1 195	1 357	861
699 MANUFACTS. BASE METAL, NES	685 864	596 828	382 819	037 FISH ETC. PRPD, PRSVD, NES	67 031	39 600	25 353
711 STEAM GENER. BOILERS, ETC.	13 185	14 280	9 868	042 RICE	43 435	4 823	3 101
712 STEAM TURBINES	10 556	33 121	21 093	043 BARLEY, UNMILLED	2 811	213	133
713 INTRNL COMBUS PSTN ENGIN	942 656	2 286 338	1 463 010	044 MAIZE UNMILLED	1 084	708	440
714 ENGINES, MOTORS NON-ELECT	3 055	27 934	17 448	045 OTHER CEREALS, UNMILLED	2 263	532	336
716 ROTATING ELECTRIC PLANT	134 514	167 850	107 027	047 OTHER CEREAL MEAL, FLOURS	2 574	98	63
718 OTH. POWR. GENERTRNG. MACHNRY	16 169	35 480	22 804	054 VEGETABLES	377 007	178 576	115 054
721 AGRIC. MACHINES, EX. TRACTR	115 421	121 422	77 024	056 VEGETABLES, PRPD, PRSVD, NES	129 700	32 139	20 250
722 TRACTORS	23 568	36 464	23 101	057 FRUIT, NUTS EXCL. OIL NUTS	45 970	20 437	13 114
723 CIVIL ENGINEERING EQUIPT	292 915	324 128	207 537	058 FRUIT, PRESERVED, PREPARED	45 572	21 667	13 918
724 TEXTILE, LEATHER MACHINES	23 945	47 279	30 458	059 FRUIT, VEGETABLE JUICES	25 972	7 943	5 089
725 PAPER, PULP MILL MACHINES	51 426	119 380	75 937	061 SUGARS, MOLASSES, HONEY	305 991	17 507	11 274
726 PRINTING, BOOKBINDNG MACHS	30 793	87 870	56 185	062 SUGAR CONFECTIONERY	69 215	38 647	24 859
727 FOOD-PROCESS. MCH. NON DOM	20 356	72 656	46 340	071 COFFEE, COFFEE SUBSTITUTE	116 499	52 301	33 449
728 OTH. MACH. PTS, SPCL INDUST	308 006	677 944	434 554	072 COCOA	34 536	16 092	10 231
731 METAL REMOVAL WORK TOOLS	33 069	127 570	82 297	073 CHOCOLATE, OTH. COCOA PREP	109 458	82 378	52 976
733 MACH-TOOLS, METAL-WORKING	19 777	57 099	36 570	074 TEA AND MATE	4 863	3 539	2 254
735 PARTS, NES, FOR MACH-TOOLS	27 250	66 217	42 520	075 SPICES	6 659	4 174	2 668
737 METALWORKING MACHNRY NES	63 358	110 859	71 968	081 ANIMAL FEED STUFF	4 346 310	213 763	137 706
741 HEATING, COOLING EQUIP, PART	171 280	268 627	172 696	091 MARGARINE AND SHORTENING	23 070	4 848	3 106
742 PUMPS FOR LIQUIDS, PARTS	28 033	131 130	84 050	098 EDIBLE PROD. PREPRPTS, NES	213 966	192 274	123 624
743 PUMPS NES, CENTRIFUGS ETC	192 631	264 303	169 633	111 NON-ALCOHOL. BEVERAGES, NES	225 501	21 506	13 785
744 MECHANICAL HANDLING EQUIP	345 349	408 673	262 799	112 ALCOHOLIC BEVERAGES	226 361	33 257	21 299
745 OTH. NONELEC MCH, TOOL, NES	46 640	108 533	69 223	121 TOBACCO, UNMANUFACTURED	3 680	2 630	1 595
746 BALL OR ROLLER BEARINGS	73 143	160 227	103 167	122 TOBACCO, MANUFACTURED	4 131	9 477	6 104
747 TAPS, COCKS, VALVES, ETC.	48 189	122 990	78 870	211 HIDES, SKINS (EX. FURS), RAW	159 089	47 060	30 093
748 TRANSMISSIONS SHAFTS ETC	100 659	149 436	95 649	222 OILSEED (SFT. FIX VEG. OIL)	15 512	2 619	1 674
749 NON-ELECT MACH. PARTS, ETC	55 595	143 062	91 950	223 OILSEED (OTH. FIX VEG. OIL)	4 740	1 624	1 039
751 OFFICE MACHINES	742	12 903	8 381	231 NATURAL RUBBER, ETC.	18 506	3 430	2 191
752 AUTOMATC. DATA PROC. EQUIP	12 324	139 118	89 478	232 SYNTHETIC RUBBER, ETC.	279 941	42 038	26 935
759 PARTS, FOR OFFICE MACHINS	3 410	90 432	58 091	244 CORK, NATURAL, RAW; WASTE	154	99	64
761 TELEVISION RECEIVERS ETC	91 862	258 610	166 061	245 FUEL WOOD, WOOD CHARCOAL	12 932	553	350
762 RADIO-BROADCAST RECEIVER	7 520	42 126	26 798	246 WOOD IN CHIPS, PARTICLES	5 047 766	49 932	32 092
763 SOUND RECORDER, PHONOGRPH	26 815	169 040	108 002	247 WOOD ROUGH, ROUGH SQUARED	16 446 351	251 252	161 025
764 TELECOMM. EQUIP. PARTS NES	16 118	172 792	110 696	248 WOOD, SIMPLY WORKED	821 819	98 762	63 365
771 ELECT. POWER MACHNRY, PARTS	59 739	148 425	95 011	251 PULP AND WASTE PAPER	3 629 227	97 860	62 955
772 ELEC. SWITCH, RELAY, CIRCUIT	49 862	432 784	277 290	261 SILK	300	313	200
773 ELECTR. DISTRIB. EQPT NES	369 152	564 243	360 742	263 COTTON	53 592	15 004	9 635
774 ELECTRO-MECC. KRAY EQUIP	1 303	18 452	11 790	264 JUTE, OTH. TEXTL. BAST FIBR	289	124	78
775 DOM. ELEC. NON-ELEC. EQUIPT	333 387	393 937	252 340	265 VEGETABLE TEXTILE FIBRES	2 288	456	293
776 TRANSISTORS, VALVES, ETC.	10 723	381 353	247 419	266 SYNTHETIC FIBRES	81 972	42 553	27 278
778 ELECTRIC MACH. APPART. NES	215 671	319 357	205 049				
781 PASS. MOTOR VEHCLS. EX. BUS	215 358	506 061	322 854				



## 7 IMPORTS AND EXPORTS (SPECIAL TRADE) BY COUNTRIES OF PRODUCTION AND CONSUMPTION AND BY GROUPS OF THE SITC-REV. III 1992

GROUP DESCRIPTION	DT = 100 KG	1 000 DM	1 000 \$	GROUP DESCRIPTION	DT = 100 KG	1 000 DM	1 000 \$
267 OTHER MAN-MADE FIBRES	24 048	14 232	9 086	682 COPPER	634 684	345 266	221 748
268 WOOL, OTHER ANIMAL HAIR	19 503	19 114	12 204	683 NICKEL	7 670	17 916	11 510
269 WORN CLOTHING, TEXTL. ARTL	4 420	848	545	684 ALUMINIUM	1 152 628	478 391	307 655
272 FERTILIZERS, CRUDE	44 587	2 098	1 322	685 LEAD	148 553	15 990	10 243
273 STONE, SAND AND GRAVEL	10 514 453	24 593	15 800	686 ZINC	307 236	78 873	50 695
274 SULPHUR, UNRSTD. IRON PYRS	313 227	4 215	2 700	687 TIN	5 563	6 688	4 302
277 NATURAL ABRASIVES, NES	8 435	15 965	10 193	689 MISC. NON-FERR. BASE METAL	12 402	15 976	10 382
278 OTHER CRUDE MINERALS	2 723 077	56 923	36 586	691 METALLIC STRUCTURES NES	480 448	260 998	168 352
281 IRON ORE, CONCENTRATES	156 494	1 467	926	692 CONTAINERS, STORAGE, TRNSP	256 648	161 470	103 523
282 FERROUS WASTE AND SCRAP	412 265	7 403	4 742	693 WIRE PRODUCTS EXCL. ELECT	344 329	63 911	41 134
285 ALUMINIUM ORE, CONCTR. ETC	794 283	33 394	21 169	694 NAILS, SCREWS, NUTS, ETC.	214 708	160 696	103 095
287 ORE, CONCENTR. BASE METALS	32 347	4 277	2 720	695 TOOLS	91 637	299 036	191 820
288 NON-FERROUS WASTE, SCRAP	641 079	127 613	82 411	696 CUTLERY	10 101	48 068	30 888
289 PREC. METAL ORES, CONCENTR	7	298	197	697 HOUSEHOLD EQUIPMENT, NES	122 809	142 340	91 489
291 CRUDE ANIMAL MATERIALS NES	116 914	41 671	26 800	699 MANUFACT. BASE METAL, NES	800 085	692 517	445 044
292 CRUDE VEG. MATERIALS, NES	132 551	93 352	59 459	700 CPL IND PLANT (84/85/87)	7 528	56 279	37 855
321 COAL, NOT AGGLOMERATED	104 384	2 911	1 857	711 STEAM GENER. BOILERS, ETC.	6 024	9 524	6 144
322 BRIQUETTES, LIGNITE, PEAT	3 854 870	70 654	45 248	712 STEAM TURBINES	3 314	16 099	10 419
325 COKE, SEMI-COKE, RET. CARBN	809 169	23 410	15 226	713 INTRNL COMBUS PSTN ENGIN	636 933	784 665	501 958
334 PETROLEUM PRODUCTS	9 978 596	327 609	209 830	714 ENGINES, MOTORS NON-ELECT	2 179	30 591	19 758
335 RESIDUAL PETROL. PRODUCTS	2 298 154	62 915	40 696	716 ROTATING ELECTRIC PLANT	88 872	183 239	117 519
342 LIQUEFIED PROPANE, BUTANE	408 053	16 060	10 286	718 OTH. POWR. GENRTNG. MACHNRY	23 584	69 380	44 475
344 PETROLEUM GASES, NES	.	.	.	721 AGRIC. MACHINES, EX. TRACTR	128 404	150 512	96 339
351 ELECTRIC CURRENT, MWH	2 612 687	162 860	103 611	722 TRACTORS	68 462	95 620	61 314
411 ANIMAL OILS AND FATS	10 631	1 082	692	723 CIVIL ENGINEERING EQUIPT	265 678	289 119	186 070
421 FIXED VEG. FAT, OILS, SOFT	321 710	26 644	17 153	724 TEXTILE, LEATHER MACHINES	49 629	173 443	111 310
422 FIXED VEG. FAT, OILS, OTHER	39 601	5 090	3 269	725 PAPER, PULP MILL MACHINES	46 576	139 653	89 519
431 ANIMAL, VEG. FATS, OILS, NES	167 380	20 247	12 993	726 PRINTING, BOOKBINDING MACHS	59 836	232 901	149 909
511 HYDROCARBONS, NES, DERIVTS	621 071	57 439	36 829	727 FOOD-PROCESS. MCH. NON DOM	24 868	94 531	60 722
512 ALCOHOL, PHENOL, ETC. DERIV	721 494	39 344	25 287	728 OTH. MACH. PTS, SPCL INDUST	244 648	711 348	456 178
513 CARBOXYLIC ACIDS, DERIVTS	272 950	61 546	39 491	731 METAL REMOVAL WORK TOOLS	80 585	411 373	265 495
514 NITROGEN-FUNCT. COMPOUNDS	109 687	64 796	41 366	733 MACH-TOOLS, METAL-WORKING	47 697	127 187	81 509
515 ORGANO-INORGANIC COMPNDS	53 403	61 557	39 446	735 PARTS, NES, FOR MACH-TOOLS	26 331	114 712	73 698
516 OTHER ORGANIC CHEMICALS	150 801	35 725	22 933	737 METALWORKING MACHNRY NES	59 273	88 865	57 194
522 INORGANIC CHEM. ELEMENTS	2 069 502	142 798	91 433	741 HEATING, COOLING EQUIP, PART	186 351	396 634	255 392
523 METAL, SALTS, INORGAN. ACID	693 357	56 203	35 930	742 PUMPS FOR LIQUIDS, PARTS	72 593	322 406	206 624
524 OTHER CHEMICAL COMPOUNDS	42 900	31 610	20 302	743 PUMPS NES, CENTRIFUGS ETC	162 995	384 610	246 910
525 RADIO-ACTIVE MATERIALS	245	11 462	7 320	744 MECHANICAL HANDLING EQUIP	285 998	437 268	280 774
531 SYNTH. COLOURS, LAKES, ETC.	69 818	80 811	51 718	745 OTH. NONELEC MCH, TOOL, NES	119 232	400 780	257 388
532 DYEING, TANNING MATERIALS	8 406	3 874	2 487	746 BALL OR ROLLER BEARINGS	79 064	167 287	107 498
533 PIGMENTS, PAINTS, ETC.	887 415	359 725	231 575	747 TAPS, COCKS, VALVES, ETC.	112 905	416 474	267 237
541 MEDICINES, ETC. EXC. GRP542	23 984	216 723	138 923	748 TRANSMISSIONS SHAFTS ETC	258 878	309 653	198 662
542 MEDICAMENTS	73 523	561 349	360 652	749 NON-ELECT MACH. PARTS, ETC	106 543	320 764	207 016
551 ESSNTL. OIL, PERFUME, FLAVR	11 273	34 106	21 888	751 OFFICE MACHINES	8 182	52 781	33 776
553 PERFUMERY, COSMETICS, ETC.	181 130	218 871	140 442	752 AUTOMATC. DATA PROC. EQUIP	26 233	451 868	289 852
554 SOAP, CLEANERS, POLISH, ETC	574 306	156 479	100 512	759 PARTS, FOR OFFICE MACHINS	14 139	299 747	192 424
562 FERTILIZER, EXCEPT GRP272	1 202 717	32 127	20 259	761 TELEVISION RECEIVERS ETC	33 723	94 970	60 945
571 POLYMERS OF ETHYLENE	536 225	87 284	55 695	762 RADIO-BROADCAST RECEIVER	5 255	39 693	25 582
572 POLYMERS OF STYRENE	520 778	111 462	71 548	763 SOUND RECORDER, PHONOGRPH	5 740	47 750	30 538
573 POLYMERS, VINYL CHLORIDE	223 934	44 692	28 696	764 TELECOMM. EQUIP. PARTS NES	64 863	530 056	341 241
574 POLYACETAL, POLYCARBONATE	450 321	164 960	105 910	771 ELECT POWER MACHNRY, PARTS	57 815	189 417	121 791
575 OTH. PLASTIC, PRIMARY FORM	1 535 440	374 154	239 711	772 ELECT. SWITCH, RELAY, CIRCUIT	153 914	796 533	511 417
579 PLASTIC WASTE, SCRAP ETC	45 104	4 157	2 645	773 ELECTR. DISTRIB. EQPT NES	274 338	284 349	182 448
581 PLASTIC TUBE, PIPE, HOSE	147 900	123 973	79 785	774 ELECTRO-MEDCL. XRAY EQUIP	5 785	139 488	89 198
582 PLASTIC PLATE, SHEETS, ETC	472 228	320 814	205 955	775 DOM. ELEC. NON-ELEC. EQUIPT	399 702	585 777	376 207
583 MONOFILAMENT OF PLASTICS	115 982	70 806	45 686	776 TRANSISTORS, VALVES, ETC.	40 808	273 155	176 079
591 INSECTICIDES, ETC.	51 000	45 572	28 827	778 ELECTRIC MACH. APPARAT. NES	168 215	625 245	401 416
592 STARCHES, INULIN, ETC.	97 260	53 799	34 641	781 PASS. MOTOR VEHCLS. EX. BUS	1 420 470	3 054 796	1 956 239
593 EXPLOSIVES, PYROTECHNICS	13 385	12 448	8 045	782 GOODS, SPCL TRANSPORT VEH	360 691	604 890	386 987
597 PREPRD ADDITIVES, LIQUIDS	142 577	50 504	32 636	783 ROAD MOTOR VEHICLES NES	101 157	250 358	160 486
598 MISC. CHEMICAL PRODS. NES	1 644 227	353 947	227 566	784 PARTS, TRACTORS, MOTOR VEH	1 291 259	1 661 966	1 064 726
600 CPL IND PLANT CHAP 69-76	727	3 521	2 239	785 CYCLES, MOTORCYCLES ETC.	25 667	62 317	39 535
611 LEATHER	32 802	74 683	47 770	786 TRAILERS, SEMI-TRAILER, ETC	266 018	213 763	136 808
612 MANUFACT. LEATHER ETC. NES	2 730	8 491	5 463	791 RAILWAY VEHICLES, EQUIPNT	106 836	107 050	68 746
613 FURSKINS, TANNED, DRESSED	555	9 210	5 932	792 AIRCRAFT, ASSOC'D. EQUIPNT	579	16 061	10 219
621 MATERIALS OF RUBBER	177 257	117 622	75 564	793 SHIP, BOAT, FLOAT. STRUCTRS	7 105	8 992	5 664
625 RUBBER TYRES, TUBES, ETC.	301 254	231 537	148 829	800 CPL IND PLANT CHAP 90/94	17	727	461
629 ARTICLES OF RUBBER, NES	58 447	104 677	67 168	811 PREFABRICATED BUILDINGS	80 007	23 008	14 893
633 CORK MANUFACTURES	2 102	7 582	4 842	812 PLUMBING, SANITRY, EQPT. ETC	199 456	202 649	130 306
634 VENEERS, PLYWOOD, ETC.	971 470	136 501	87 655	813 LIGHTNG FIXTURES ETC. NES	72 733	190 463	122 504
635 WOOD MANUFACTURES, NES	326 424	145 470	93 414	821 FURNITURE, CUSHIONS, ETC.	1 360 960	1 019 467	653 861
641 PAPER AND PAPERBOARD	2 645 084	474 643	304 546	831 TRUNK, SUITCASES, BAG, ETC.	20 030	67 508	43 446
642 PAPER, PAPERBOARD, CUT ETC	1 055 599	415 792	266 826	841 MENS, BOYS CLOTHING, X-KNIT	31 880	320 032	206 493
651 TEXTILE YARN	271 951	339 481	217 014	842 WOMEN, GIRL CLOTHING, X-KNIT	43 685	584 714	377 714
652 COTTON FABRICS, WOVEN	55 370	158 296	101 326	843 MENS, BOYS CLOTHING, KNIT	4 314	24 411	15 662
653 FABRICS, MAN-MADE FIBRES	60 508	181 861	116 344	844 WOMEN, GIRLS CLOTHING, KNIT	17 351	136 844	88 604
654 OTH. TEXTILE FABRIC, WOVEN	37 558	68 097	43 703	845 OTH. TEXTILE APPAREL, NES	42 960	345 495	223 182
655 KNIT, CROCHET, FABRIC NES	51 965	142 994	91 495	846 CLOTHING ACCESSRS, FABRIC	15 114	108 733	70 140
656 TULLE, LACE, EMBROIDRY, ETC	19 288	66 853	42 846	848 CLOTHING, NONXTXL; HEADGEAR	12 817	108 539	70 523
657 SPECIAL YARN, TXTL. FABRIC	118 449	184 188	117 940	851 FOOTWEAR	63 947	250 022	160 679
658 TEXTILE ARTICLES NES	53 601	140 748	90 474	871 OPTICAL INSTRUMENTS, NES	1 722	25 536	16 449
659 FLOOR COVERINGS, ETC.	78 311	91 891	58 933	872 MEDICAL INSTRUMENTS NES	32 304	252 457	161 954
661 LIME, CEMENT, CONSTR. MATRL	608 209	46 820	30 025	873 METERS, COUNTERS, NES	8 716	46 467	29 140
662 CLAY, REFRACT. CONSTR. MATRL	1 270 866	115 989	74 650	874 MEASURE, CONTROL INSTRMNT	42 537	590 128	380 045
663 MINERAL MANUFACTURES, NES	1 751 085	224 710	144 307	881 PHOTOGRAPH APPAR. ETC. NES	6 692	61 998	39 799
664 GLASS	765 504	156 217	100 561	882 PHOTO. CINEMATOGRPH. SUPPL	76 810	166 045	106 889
665 GLASSWARE	434 877	121 703	78 147	883 CINE. FILM EXPOSD. DEVELPD	203	2 782	1 783
666 POTTERY	60 784	73 299	47 031	884 OPTICAL GOODS NES	3 314	165 030	106 052
667 PEARLS, PRECIOUS STONES	303	17 102	10 845	885 WATCHES AND CLOCKS	4 401	52 041	33 441
671 PIG IRON, SPIEGELEISN, ETC	164 561	20 334	13 015	891 ARMS AND AMMUNITION	5 038	27 713	17 845
672 INGOTS ETC. IRON OR STEEL	1 694 232	111 620	72 306	892 PRINTED MATTER	863 941	997 050	641 089
673 FLAT-ROLLED IRON ETC.	1 884 136	166 137	106 858	893 ARTICLES, NES, OF PLASTICS	658 742	638 949	410 534
674 FLAT-ROLLED PLATED IRON	878 009	117 837	75 653	894 BABY CARRIAGE, TOYS, GAMES	113 926	230 223	148 548
675 FLAT-ROLLED, ALLOY STEEL	452 244	136 759	87 893	895 OFFICE, STATIONERY SUPPLS	21 815	58 232	37 366
676 IRON, STL. BAR, SHAPES ETC.	1 327 488	152 184	97 910	896 WORKS OF ART, ANTIQUE ETC	669	88 445	56 657
677 RAILWAY TRACK IRON, STEEL	32 179	6 420	4 126	897 GOLD, SILVERWARE, JEWEL NES	1 535	175 808	113 020
678 WIRE OF IRON OR STEEL	163 536	31 036	19 894	898 MUSICAL INSTRUMENTS, ETC.	61 370	360 041	231 589
679 TUBES, PIPES, ETC. IRON, STL	898 503	253 789	163 234	899 MISC MANUFACTD GOODS NES	99 180	156 764	100 583
681 SILVER, PLATINUM, ETC.	785	24 327	15 749	941 COMPL IND PLANT CHAPT 99	23	1 051	660



## 7 IMPORTS AND EXPORTS (SPECIAL TRADE) BY COUNTRIES OF PRODUCTION AND CONSUMPTION AND BY GROUPS OF THE SITC-REV. III 1992

GROUP DESCRIPTION	DT = 100 KG	1 000 DM	1 000 \$	GROUP DESCRIPTION	DT = 100 KG	1 000 DM	1 000 \$
961 COIN NONGOLD NONCURRENT	159	12 676	8 204	895 OFFICE, STATIONERY SUPPLS	10	2 394	1 523
971 GOLD, NONMONTARY EXCL ORES	13	29 226	18 838	897 GOLD, SILVERWARE, JEWEL NES	1	562	356
972 MONETARY GOLD, GOLD COINS	20	33 148	21 600	898 MUSICAL INSTRUMENTS, ETC.	417	3 827	2 447
				899 MISC MANUFACTURED GOODS NES	88	347	219
ANDORRA				961 COIN NONGOLD NONCURRENT	5	235	145
IMPORTS	466	3 137	2 004	GIBRALTAR			
772 ELEC. SWITCH, RELAY, CIRCUIT	29	1 455	928	IMPORTS	277 507	11 377	7 198
783 ROAD MOTOR VEHICLES NES	126	360	228				
785 CYCLES, MOTORCYCLES ETC.	65	434	263	288 NON-FERROUS WASTE, SCRAP	1 076	455	289
894 BABY CARRIAGE, TOYS, GAMES	73	259	179	666 POTTERY	242	84	52
961 COIN NONGOLD NONCURRENT	2	262	167	691 METALLIC STRUCTURES NES	524	111	74
972 MONETARY GOLD, GOLD COINS		111	75	713 INTRNL COMBUS PSTN ENGIN	198	118	73
EXPORTS	39 340	94 016	59 834	714 ENGINES, MOTORS NON-ELECT	5	381	235
017 MEAT, OFFL. PRPD, PRSVD, NES	662	459	294	744 MECHANICAL HANDLING EQUIP	870	389	240
024 CHEESE AND CURD	764	406	256	752 AUTOMATC. DATA PROC. EQUIP	9	76	52
037 FISH ETC. PREP, PRSVD, NES	19	86	56	781 PASS. MOTOR VEHCLS. EX. BUS	409	678	439
048 CEREAL PREPARATIONS	493	198	122	793 SHIP, BOAT, FLOAT. STRUCTRS	273 677	7 653	4 830
056 VEGETABLES, PRPD, PRSVD, NES	210	91	55	896 WORKS OF ART, ANTIQUE ETC	7	567	362
062 SUGAR CONFECTIONERY	398	236	149	961 COIN NONGOLD NONCURRENT		447	282
073 CHOCOLATE, OTH. COCOA PREP	1 571	1 263	810	972 MONETARY GOLD, GOLD COINS		160	102
081 ANIMAL FEED STUFF	11	61	38	EXPORTS	30 012	46 731	30 306
098 EDIBLE PRD. PREPRTNS, NES	96	57	35	012 OTHER MEAT, MEAT OFFAL	132	80	55
112 ALCOHOLIC BEVERAGES	3 302	1 175	749	022 MILK AND CREAM	2 686	337	218
122 TOBACCO, MANUFACTURED	9 151	20 106	12 549	024 CHEESE AND CURD	135	52	34
515 ORGANO-INORGANIC COMPNDS	4	81	48	048 CEREAL PREPARATIONS	327	81	53
541 MEDICINES, ETC. EXC. GRP542	13	232	138	061 SUGARS, MOLASSES, HONEY	5 805	304	193
542 MEDICAMENTS	19	367	234	112 ALCOHOLIC BEVERAGES	1 831	377	245
553 PERFUMERY, COSMETICS, ETC.	39	107	68	533 PIGMENTS, PAINTS, ETC.	73	47	31
554 SOAP, CLEANERS, POLISH, ETC	199	208	133	553 PERFUMERY, COSMETICS, ETC.	213	259	168
582 PLASTIC PLATE, SHEETS, ETC	910	741	475	554 SOAP, CLEANERS, POLISH, ETC	1 389	522	331
641 PAPER AND PAPERBOARD	3 238	451	297	598 MISC. CHEMICAL PRODTS. NES	931	319	202
642 PAPER, PAPERBOARD, CUT ETC	2 367	1 393	894	642 PAPER, PAPERBOARD, CUT ETC	318	146	94
651 TEXTILE YARN	32	81	49	653 FABRICS, MAN-MADE FIBRES	7	53	33
657 SPECIAL YARN, TXTL. FABRIC	35	92	57	666 POTTERY	46	1 233	764
658 TEXTILE ARTICLES NES	29	138	87	699 MANUFACTS. BASE METAL, NES	230	165	104
659 FLOOR COVERINGS, ETC.	415	1 798	1 150	713 INTRNL COMBUS PSTN ENGIN	48	313	193
662 CLAY, REFRACT. CONSTR. MATRL	530	78	51	723 CIVIL ENGINEERING EQUIPT	163	217	137
665 GLASSWARE	112	175	107	741 HEATING, COOLING EQUIP, PART	5	52	33
666 POTTERY	52	99	65	743 PUMPS NES, CENTRIFUGS ETC	229	692	475
667 PEARLS, PRECIOUS STONES	-	-	-	761 TELEVISION RECEIVERS ETC	60	187	122
679 TUBES, PIPES, ETC. IRON, STL	21	88	53	764 TELECOMM. EQUIP. PARTS NES	8	66	42
684 ALUMINIUM	489	366	231	772 ELEC. SWITCH, RELAY, CIRCUIT	89	474	290
691 METALLIC STRUCTURES NES	152	67	44	775 DOM. ELEC. NON-ELEC. EQUIPT	51	141	89
695 TOOLS	382	534	341	778 ELECTRIC. MACH. APPART. NES	90	128	83
696 CUTLERY	120	1 316	837	781 PASS. MOTOR VEHCLS. EX. BUS	3 085	8 231	5 309
697 HOUSEHOLD EQUIPMENT, NES	283	675	429	784 PARTS, TRACTORS, MOTOR VEH	29	140	86
699 MANUFACTS. BASE METAL, NES	88	149	97	786 TRAILERS, SEMI-TRAILER, ETC	25	69	47
713 INTRNL COMBUS PSTN ENGIN	31	108	66	793 SHIP, BOAT, FLOAT. STRUCTRS	10 610	3 893	2 513
722 TRACTORS	231	412	258	821 FURNITURE, CUSHIONS, ETC.	76	110	66
723 CIVIL ENGINEERING EQUIPT	18	63	39	841 MENS, BOYS CLOTHNG, X-KNIT	11	137	93
726 PRINTING, BOOKBINDING MACHS	24	206	131	842 WOMEN, GIRL CLOTHNG, X-KNIT	13	371	231
728 OTH. MACH. PTS, SPCL. INDUST	90	362	222	845 OTHR. TEXTILE APPAREL, NES		58	36
741 HEATING, COOLING EQUIP, PART	22	104	64	871 OPTICAL INSTRUMENTS, NES		59	38
743 PUMPS NES, CENTRIFUGS ETC	68	302	185	872 MEDICAL INSTRUMENTS NES	2	58	37
745 OTH. NONELEC MCH. TOOL, NES	96	219	143	874 MEASURE, CONTROL INSTRMNT		55	34
747 TAPS, COCKS, VALVES, ETC.	49	193	119	885 WATCHES AND CLOCKS	1	102	64
749 NON-ELECT MACH. PARTS, ETC	19	82	53	894 BABY CARRIAGE, TOYS, GAMES	18	68	46
751 OFFICE MACHINES	17	107	68	895 OFFICE, STATIONERY SUPPLS	3	164	106
752 AUTOMATC. DATA PROC. EQUIP	8	100	63	972 MONETARY GOLD, GOLD COINS	16	25 551	16 701
761 TELEVISION RECEIVERS ETC	237	976	623	VATICAN CITY			
762 RADIO-BROADCAST RECEIVER	94	879	570	IMPORTS	840 143	1 122	702
763 SOUND RECORDER, PHONOGRPH	49	571	369				
764 TELECOMM. EQUIP. PARTS NES	107	1 136	727	842 WOMEN, GIRL CLOTHNG, X-KNIT	5	59	35
771 ELECT POWER MACHNY, PARTS	27	97	60	896 WORKS OF ART, ANTIQUE ETC	15	974	615
772 ELEC. SWITCH, RELAY, CIRCUIT	33	249	153	EXPORTS	8 013	4 739	3 075
773 ELECTR. DISTRI. EQPT NES	63	71	43				
775 DOM. ELEC. NON-ELEC. EQUIPT	507	1 593	1 023	023 BUTTER, OTHER FAT OF MILK	187	114	72
778 ELECTRIC. MACH. APPART. NES	110	427	269	024 CHEESE AND CURD	389	210	133
781 PASS. MOTOR VEHCLS. EX. BUS	6 009	22 422	14 386	061 SUGARS, MOLASSES, HONEY	5 582	390	240
782 GOODS, SPCL. TRANSPORT VEH	914	1 535	973	278 OTHER CRUDE MINERALS	120	49	34
783 ROAD MOTOR VEHICLES NES	142	255	170	292 CRUDE VEG. MATERIALS, NES	8	106	68
784 PARTS, TRACTORS, MOTOR VEH	578	1 921	1 227	511 HYDROCARBONS, NES, DERIVTS	266	91	61
785 CYCLES, MOTORCYCLES ETC.	80	499	313	513 CARBOXYLIC ACIDS, DERIVTS	210	308	208
813 LIGHTING FIXTURES ETC. NES	44	268	173	514 NITROGEN-FUNCT. COMPOUNDS	10	51	32
821 FURNITURE, CUSHIONS, ETC.	380	733	472	515 ORGANO-INORGANIC COMPNDS	15	61	39
831 TRUNK, SUITCASES, BAG, ETC	94	377	241	516 OTHER ORGANIC CHEMICALS	24	127	84
841 MENS, BOYS CLOTHNG, X-KNIT	41	679	434	522 INORGANIC CHEM. ELEMENTS	147	127	81
842 WOMEN, GIRL CLOTHNG, X-KNIT	68	2 393	1 532	523 METAL, SALTS, INORGAN. ACID	27	79	50
843 MENS, BOYS CLOTHNG, KNIT	6	58	38	533 PIGMENTS, PAINTS, ETC.	27	48	32
844 WOMEN, GIRLS CLOTHNG, KNIT	8	257	154	542 MEDICAMENTS	36	481	323
845 OTHR. TEXTILE APPAREL, NES	57	1 229	794	598 MISC. CHEMICAL PRODTS. NES	12	78	50
846 CLOTHING ACCESSRS, FABRIC	59	639	403	653 FABRICS, MAN-MADE FIBRES	34	86	60
848 CLOTHING, NONTEXTL, HEADGEAR	35	2 090	1 365	658 TEXTILE ARTICLES NES	21	91	56
851 FOOTWEAR	13	79	52	664 GLASS	374	161	106
871 OPTICAL INSTRUMENTS, NES	4	725	457	741 HEATING, COOLING EQUIP, PART	8	174	111
872 MEDICAL INSTRUMENTS NES	66	494	324	764 TELECOMM. EQUIP. PARTS NES	299	1 300	844
873 METERS, COUNTERS, NES	5	96	63	851 FOOTWEAR	50	45	31
874 MEASURE, CONTROL INSTRMNT	6	264	169	892 PRINTED MATTER	5	118	74
881 PHOTOGRAPH APPAR. ETC. NES	111	2 532	1 633	MALTA			
884 OPTICAL GOODS NES	3	164	106	IMPORTS	66 990	377 310	241 747
885 WATCHES AND CLOCKS	63	970	626				
891 ARMS AND AMMUNITION	195	964	616				
892 PRINTED MATTER	102	154	96				
893 ARTICLES, NES, OF PLASTICS	177	208	131				
894 BABY CARRIAGE, TOYS, GAMES	262	2 037	1 326				



7 IMPORTS AND EXPORTS (SPECIAL TRADE) BY COUNTRIES OF PRODUCTION AND CONSUMPTION AND BY GROUPS OF THE SITC-REV. III 1992

GROUP DESCRIPTION	DT = 100 KG	1 000 DM	1 000 \$	GROUP DESCRIPTION	DT = 100 KG	1 000 DM	1 000 \$
062 SUGAR CONFECTIONERY	111	54	34	122 TOBACCO, MANUFACTURED	507	342	222
112 ALCOHOLIC BEVERAGES	206	58	38	232 SYNTHETIC RUBBER, ETC.	2 133	1 278	825
232 SYNTHETIC RUBBER, ETC.	374	272	171	248 WOOD, SIMPLY WORKED	854	110	72
288 NON-FERROUS WASTE, SCRAP	657	153	97	278 OTHER CRUDE MINERALS	2 692	87	53
289 PREC. METAL DRES. CONCTRITS	19	68	42	292 CRUDE VEG. MATERIALS, NES	67	83	55
513 CARBOXYLIC ACIDS, DERIVTS	278	204	129	322 BRIQUETTES, LIGNITE, PEAT	3 215	98	64
542 MEDICAMENTS	471	1 641	1 053	334 PETROLEUM PRODUCTS	710	131	82
553 PERFUMERY, COSMETICS, ETC.	1 784	1 364	867	431 ANIMAL, VEG. FATS, OILS, NES	3 458	400	257
572 POLYMERS OF STYRENE	100	54	33	511 HYDROCARBONS, NES, DERIVTS	253	112	72
582 PLASTIC PLATE, SHEETS, ETC	21	329	200	513 CARBOXYLIC ACIDS, DERIVTS	1 149	268	165
598 MISC. CHEMICAL PRODTS, NES	265	188	127	514 NITROGEN-FUNCT. COMPOUNDS	209	552	364
611 LEATHER	24	54	33	515 ORGANO-INORGANIC COMPNDS	131	151	92
612 MANUFACT. LEATHER ETC. NES	119	799	509	516 OTHER ORGANIC CHEMICALS	78	179	114
613 FURSKINS, TANNED, DRESSED	6	47	30	522 INORGANIC CHEM. ELEMENTS	2 552	432	276
621 MATERIALS OF RUBBER	14	106	71	523 METAL. SALTS, INORGAN. ACID	8 879	1 092	688
625 RUBBER TYRES, TUBES, ETC.	179	122	77	524 OTHER CHEMICAL COMPOUNDS	621	529	337
629 ARTICLES OF RUBBER, NES	879	13 195	8 368	531 SYNTH. COLOURS, LAKES, ETC.	2 46	210	136
651 TEXTILE YARN	31	62	39	533 PIGMENTS, PAINTS, ETC.	2 361	1 933	1 233
653 FABRICS, MAN-MADE FIBRES	48	108	71	541 MEDICINES, ETC. EXC. GRP542	222	1 151	748
655 KNIT. CROCHET. FABRIC NES	345	380	241	542 MEDICAMENTS	685	4 082	2 604
657 SPECIAL YARN, TXTL. FABRIC	66	256	158	551 ESSNTL. OIL, PERFUME, FLAVR	702	1 727	1 104
663 MINERAL MANUFACTURES, NES	461	211	136	553 PERFUMERY, COSMETICS, ETC.	2 183	3 029	1 960
685 GLASSWARE	18	53	34	554 SOAP, CLEANERS, POLISH, ETC	5 735	1 873	1 202
684 ALUMINIUM	2 787	1 084	707	571 POLYMERS OF ETHYLENE	2 559	557	356
693 WIRE PRODUCTS EXCL. ELECT	195	76	48	572 POLYMERS OF STYRENE	12 387	4 030	2 586
694 NAILS, SCREWS, NUTS, ETC.		84	51	574 POLYACETAL, POLYCARBONATE	2 020	1 228	803
695 TOOLS	47	1 104	700	575 OTH. PLASTIC, PRIMARY FORM	23 070	9 342	5 964
697 HOUSEHOLD EQUIPMENT, NES	1 692	2 211	1 412	581 PLASTIC TUBE, PIPE, HOSE	518	876	562
699 MANUFACTS. BASE METAL, NES	493	2 100	1 319	582 PLASTIC PLATE, SHEETS, ETC	3 187	2 939	1 881
713 INTRNL COMBUS PSTN ENGIN	222	557	376	583 MONOFILAMENT OF PLASTICS	417	269	175
714 ENGINES, MOTORS NON-ELECT		60	39	591 INSECTICIDES, ETC.	386	462	293
716 ROTATING ELECTRIC PLANT	81	136	85	592 STARCHES, INULIN, ETC.	2 800	1 937	1 288
723 CIVIL ENGINEERING EQUIPT	130	50	31	597 PREPRED ADDITIVES, LIQUIDS	620	3 308	2 154
724 TEXTILE, LEATHER MACHINES	20	66	41	598 MISC. CHEMICAL PRODTS, NES	3 826	3 202	2 121
726 PRINTNG, BOOKBINDNG MACHS	3	146	98	611 LEATHER	2 624	21 812	14 039
728 OTH. MACH, PTS, SPCL INDUST	434	938	621	612 MANUFACT. LEATHER ETC. NES	38	215	133
735 PARTS, NES, FOR MACH-TOOLS	5	456	287	613 FURSKINS, TANNED, DRESSED	64	2 405	1 518
741 HEATING, COOLNG EQUIP, PART	1 244	1 901	1 227	621 MATERIALS OF RUBBER	84	163	106
742 PUMPS FOR LIQUIDS, PARTS	39	248	168	625 RUBBER TYRES, TUBES, ETC.	1 606	834	524
743 PUMPS NES, CENTRIFUGS ETC	84	108	75	629 ARTICLES OF RUBBER, NES	1 090	863	547
745 OTH. NONELEC MCH, TOOL, NES	33	727	460	634 VENEERS, PLYWOOD, ETC.	3 681	873	567
747 TAPS, COCKS, VALVES, ETC.	55	231	142	635 WOOD MANUFACTURES, NES	566	436	281
748 TRANSMISSIONS SHAFTS ETC	142	142	89	641 PAPER AND PAPERBOARD	15 019	5 822	3 772
749 NON-ELECT MACH. PARTS, ETC	223	5 645	3 584	642 PAPER, PAPERBOARD, CUT ETC	11 138	4 320	2 769
751 OFFICE MACHINES	9	104	66	651 TEXTILE YARN	679	2 622	1 676
759 PARTS, FOR OFFICE MACHINS		75	48	652 COTTON FABRICS, WOVEN	6 726	12 631	8 054
761 TELEVISION RECEIVERS ETC	14	51	35	653 FABRICS, MAN-MADE FIBRES	5 327	20 770	13 298
764 TELECOMM. EQUIP. PARTS NES	10	169	112	654 OTH. TEXTILE FABRIC, WOVEN	2 241	13 667	8 805
771 ELECT. POWER MACHNY. PARTS	50	779	516	655 KNIT. CROCHET. FABRIC NES	887	2 213	1 414
772 ELEC. SWITCH, RELAY, CIRCUIT	1 939	21 463	13 754	656 TULLE, LACE, EMBROIDRY, ETC	313	1 155	745
773 ELECTR. DISTRI. EQUIP NES	511	1 727	1 105	657 SPECIAL YARN, TXTL. FABRIC	2 888	6 547	4 202
775 DOM. ELEC. NON-ELEC. EQUIPT	10	98	63	658 TEXTILE ARTICLES NES	120	279	178
776 TRANSISTORS, VALVES, ETC.	122	11 879	7 646	659 FLOOR COVERINGS, ETC.	147	212	138
778 ELECTRIC. MACH. APPART. NES	121	861	565	661 LIME, CEMENT, CONSTR. MATRL	2 028	74	45
784 PARTS, TRACTORS, MOTOR VEH	134	837	539	662 CLAY, REFRCT. CONSTR. MATRL	2 017	318	203
792 AIRCRAFT, ASSOC'D. EQUIPNT	3	1 999	1 288	663 MINERAL MANUFACTURES, NES	4 077	1 312	837
793 SHIP, BOAT, FLOAT. STRUCTRS	54	51	35	664 GLASS	881	194	114
821 FURNITURE, CUSHIONS, ETC.	811	4 576	2 928	665 GLASSWARE	792	761	486
831 TRUNK, SUITCASES, BAG, ETC	1 984	4 068	2 599	666 POTTERY	306	710	454
841 MENS, BOYS CLOTHNG, X-KNIT	14 166	69 675	44 457	673 FLAT-ROLLED IRON ETC.	377	87	51
842 WOMEN, GIRL CLOTHNG, X-KNIT	4 626	48 644	31 509	674 FLAT-ROLLED PLATED IRON	2 533	281	175
843 MENS, BOYS CLOTHNG, KNIT	260	1 448	927	675 FLAT-ROLLED, ALLOY STEEL	11 140	3 625	2 351
844 WOMEN, GIRLS CLOTHNG, KNIT	2 115	19 861	12 408	676 IRON, STL. BAR, SHAPES ETC.	1 427	224	150
845 OTHR. TEXTILE APPAREL, NES	2 469	9 648	6 160	679 TUBES, PIPES, ETC. IRON, STL	1 581	457	282
846 CLOTHING ACCESSRS, FABRIC	87	120	72	681 SILVER, PLATINUM, ETC.	14	440	284
848 CLOTHING, NONTXTL; HEADGEAR	204	4 706	3 071	682 COPPER	1 296	1 034	663
851 FOOTWEAR	2 314	38 336	24 693	683 NICKEL	65	379	249
874 MEASURE, CONTROL INSTRMNT	29	979	633	684 ALUMINIUM	1 408	1 361	877
881 PHOTOGRAPH APPAR. ETC. NES	18	124	83	691 METALLIC STRUCTURES NES	945	851	548
884 OPTICAL GOODS NES	606	43 942	28 012	692 CONTAINERS, STORAGE, TRNSP	445	638	404
885 WATCHES AND CLOCKS	2 009	8 685	5 595	693 WIRE PRODUCTS EXCL. ELECT	362	548	345
892 PRINTED MATTER	41	116	70	694 NAILS, SCREWS, NUTS, ETC.	1 107	1 770	1 129
893 ARTICLES, NES, OF PLASTICS	1 862	3 794	2 439	695 TOOLS	1 009	4 185	2 662
894 BABY CARRIAGE, TOYS, GAMES	12 485	33 514	21 522	696 CUTLERY	72	452	288
896 WORKS OF ART, ANTIQUE ETC		363	228	697 HOUSEHOLD EQUIPMENT, NES	598	546	345
899 MISC MANUFACTCTD GOODS NES	34	1 053	673	699 MANUFACTS. BASE METAL, NES	3 066	4 860	3 088
EXPORTS	374 236	385 810	247 128	711 STEAM GENER. BOILERS, ETC.	34	96	61
017 MEAT, OFFL. PRPD, PRSVD, NES	205	140	88	713 INTRNL COMBUS PSTN ENGIN	607	3 549	2 263
022 MILK AND CREAM	16 846	3 255	2 116	714 ENGINES, MOTORS NON-ELECT	1	177	122
023 BUTTER, OTHER FAT OF MILK	993	285	167	716 ROTATING ELECTRIC PLANT	343	1 600	1 024
024 CHEESE AND CURD	14 050	5 850	3 793	721 AGRIC. MACHINES, EX. TRACTR	54	71	46
025 EGGS, BIRDS, YOLKS, ALBUMIN	671	319	207	723 CIVIL ENGINEERING EQUIPT	448	543	351
034 FISH, FRESH, CHILLED, FROZN	127	67	44	724 TEXTILE, LEATHER MACHINES	532	3 977	2 540
037 FISH ETC. PREPD, PRSVD, NES	260	119	77	725 PAPER, PULP MILL MACHINES	125	322	212
048 CEREAL PREPARATIONS	5 881	926	605	726 PRINTNG, BOOKBINDNG MACHS	203	1 944	1 228
054 VEGETABLES	108	123	76	727 FOOD-PROCESS. MCH, NON DOM	1 771	5 881	3 628
056 VEGETABLES, PRPD, PRSVD, NES	1 486	535	351	728 OTH. MACH, PTS, SPCL INDUST	1 622	8 523	5 548
057 FRUIT, NUTS EXCL. OIL NUTS	207	86	59	731 METAL REMOVAL WORK TOOLS	388	1 101	684
058 FRUIT, PRESERVED, PREPARED	1 693	668	419	733 MACH-TOOLS, METAL-WORKING	417	1 490	956
062 SUGAR CONFECTIONERY	533	285	182	735 PARTS, NES, FOR MACH-TOOLS	711	2 708	1 760
071 COFFEE, COFFEE SUBSTITUTE	42	65	40	737 METALWORKING MACHNRY NES	83	945	619
073 CHOCOLATE, OTH. COCOA PREP	825	778	492	741 HEATING, COOLNG EQUIP, PART	1 780	3 571	2 284
081 ANIMAL FEED STUFF	46 291	1 757	1 132	742 PUMPS FOR LIQUIDS, PARTS	386	3 736	2 415
098 EDIBLE PROD. PREPRTNS, NES	5 447	4 114	2 636	743 PUMPS NES, CENTRIFUGS ETC	649	1 701	1 085
111 NON-ALCOHOL. BEVERAGE, NES	2 124	205	135	744 MECHANICAL HANDLNG EQUIP	257	540	343
112 ALCOHOLIC BEVERAGES	885	208	136	745 OTH. NONELEC MCH, TOOL, NES	986	4 185	2 639
121 TOBACCO, UNMANUFACTURED	800	1 236	788	746 BALL OR ROLLER BEARINGS	63	148	94
				747 TAPS, COCKS, VALVES, ETC.	653	2 569	1 630
				748 TRANSMISSIONS SHAFTS ETC	80	291	187



## 7 IMPORTS AND EXPORTS (SPECIAL TRADE) BY COUNTRIES OF PRODUCTION AND CONSUMPTION AND BY GROUPS OF THE SITC-REV. III 1992

GROUP DESCRIPTION	DT = 100 KG	1 000 DM	1 000 \$	GROUP DESCRIPTION	DT = 100 KG	1 000 DM	1 000 \$
749 NON-ELECT MACH.PARTS,ETC	821	12 861	8 272	515 ORGANO-INORGANIC COMPNDS	3 784	2 193	1 340
751 OFFICE MACHINES	100	1 156	736	516 OTHER ORGANIC CHEMICALS	331	363	227
752 AUTOMATC.DATA PROC.EQUIP	231	2 447	1 567	522 INORGANIC CHEM.ELEMENTS	33 194	8 099	4 944
759 PARTS, FOR OFFICE MACHINS	52	755	485	523 METAL. SALTS, INORGAN.ACID	21 015	979	604
761 TELEVISION RECEIVERS ETC	318	890	579	524 OTHER CHEMICAL COMPOUNDS	9 934	1 326	812
762 RADIO-BROADCAST RECEIVER	50	172	108	531 SYNTH.COLOURS, LAKES, ETC.	1 440	144	87
763 SOUND RECORDER, PHONOGRPH	34	269	164	532 DYEING, TANNING MATERIALS	1 913	475	289
764 TELECOMM.EQUIP. PARTS NES	109	854	539	533 PIGMENTS, PAINTS, ETC.	223	130	80
771 ELECT POWER MACHNY. PARTS	124	399	254	541 MEDICINES, ETC. EXC. GRP542	2 407	5 361	3 287
772 ELEC. SWITCH, RELAY, CIRCUIT	473	4 155	2 639	542 MEDICAMENTS	220	2 440	1 486
773 ELECTR DISTRIBT.EQPT NES	1 620	3 457	2 192	551 ESSNTL.OIL, PERFUME, FLAVR	741	487	299
774 ELECTRO-MEDCL.XRAY EQUIP	2	134	86	553 PERFUMERY, COSMETICS, ETC.	24	180	113
775 DOM.ELEC, NON-ELEC. EQUIPT	3 805	5 529	3 508	554 SOAP, CLEANERS, POLISH, ETC	17 403	1 978	1 212
776 TRANSISTORS, VALVES, ETC.	439	27 460	17 654	562 FERTILIZER, EXCEPT GRP272	1 365 886	30 325	18 534
778 ELECTRIC MACH. APPART. NES	1 162	3 097	1 960	571 POLYMERS OF ETHYLENE	69 266	7 718	4 754
781 PASS.MOTOR VEHCLS.EX.BUS	5 824	15 117	9 715	572 POLYMERS OF STYRENE	10 524	1 665	1 021
782 GOODS, SPCL TRANSPORT VEH	154	190	126	573 POLYMERS, VINYL CHLORIDE	18 014	1 413	858
784 PARTS, TRACTORS, MOTOR VEH	679	2 301	1 465	574 POLYACETAL, POLYCARBONATE	8 449	1 389	846
792 AIRCRAFT, ASSCOTD. EQUIPNT	3	1 187	776	575 OTH.PLASTIC, PRIMARY FORM	13 527	1 079	666
793 SHIP, BOAT, FLOAT, STRUCTRS	41 713	4 213	2 750	581 PLASTIC TUBE, PIPE, HOSE	1 246	635	389
812 PLUMBING, SANITRY, EQPT. ETC	705	577	371	582 PLASTIC PLATE, SHEETS, ETC	7 082	2 836	1 741
813 LIGHTING FIXTURES ETC. NES	301	531	338	591 INSECTICIDES, ETC.	564	1 100	680
821 FURNITURE, CUSHIONS, ETC.	369	502	320	593 EXPLOSIVES, PYROTECHNICS	4 058	1 101	669
831 TRUNK, SUITCASES, BAG, ETC.	83	344	218	598 MISC.CHEMICAL PROOTS. NES	104 418	9 082	5 580
841 MENS, BOYS CLOTHING, X-KNIT	436	3 775	2 408	611 LEATHER	1 204	2 604	1 599
842 WOMEN, GIRL CLOTHING, X-KNIT	57	535	339	613 FURSKINS, TANNED, DRESSED	544	1 106	685
845 OTHR. TEXTILE APPAREL, NES	36	503	312	621 MATERIALS OF RUBBER	8 594	3 938	2 423
846 CLOTHING ACCESSRS, FABRIC	283	1 755	1 128	625 RUBBER TYRES, TUBES, ETC.	46 539	27 242	16 741
848 CLOTHING, NONTEXTL; HEADGEAR	175	1 169	744	629 ARTICLES OF RUBBER, NES	15 121	7 308	4 483
851 FOOTWEAR	537	1 313	849	634 VENEERS, PLYWOOD, ETC.	103 243	14 279	8 766
871 OPTICAL INSTRUMENTS, NES	4	118	76	635 WOOD MANUFACTURES, NES	89 363	33 365	20 486
872 MEDICAL INSTRUMENTS NES	86	938	592	641 PAPER AND PAPERBOARD	122 163	17 810	10 940
874 MEASURE, CONTROL INSTRMNT	155	3 474	2 227	642 PAPER, PAPERBOARD, CUT ETC	86 936	18 372	11 272
881 PHOTOGRAPH APPAR. ETC. NES	26	313	200	651 TEXTILE YARN	9 927	11 402	7 021
882 PHOTO. CINEMATOGRPH. SUPPL	872	1 829	1 174	652 COTTON FABRICS, WOVEN	3 960	5 570	3 433
884 OPTICAL GOODS NES	453	16 476	10 513	653 FABRICS, MAN-MADE FIBRES	2 511	3 949	2 440
885 WATCHES AND CLOCKS	1 391	5 821	3 717	654 OTH. TEXTILE FABRIC, WOVEN	853	1 164	713
892 PRINTED MATTER	1 800	2 358	1 499	655 KNIT, CROCHET, FABRIC NES	1 014	1 387	855
893 ARTICLES, NES, OF PLASTICS	3 081	3 666	2 332	656 TULLE, LACE, EMBROIDRY, ETC	23	81	50
894 BABY CARRIAGE, TOYS, GAMES	1 529	2 834	1 805	657 SPECIAL YARN, TXTL. FABRIC	11 425	4 873	2 989
895 OFFICE, STATIONERY SUPPLS	342	1 069	658	658 TEXTILE ARTICLES NES	19 308	30 170	18 510
897 GOLD, SILVERWARE, JEWEL NES	1	159	102	659 FLOOR COVERINGS, ETC.	741	944	577
898 MUSICAL INSTRUMENTS, ETC.	346	2 161	1 392	661 LIME, CEMENT, CONSTR. MATRL	48 936	2 095	1 291
899 MISC MANUFACTRO GOODS NES	796	3 004	1 916	662 CLAY, REFRACT. CONSTR. MATRL	127 400	9 528	5 886
971 GOLD, NONMONTY EXCL ORES		1 855	1 196	663 MINERAL MANUFACTURES, NES	99 499	11 311	6 942
				664 GLASS	23 627	6 129	3 739
YUGOSLAVIA				665 GLASSWARE	75 537	9 039	5 560
IMPORTS	5 355 059	2 297 964	1 413 847	666 POTTERY	5 003	2 189	1 343
011 BOVINE MEAT	500	374	227	671 PIG IRON, SPIEGELEISN, ETC	51 577	12 637	7 751
012 OTHER MEAT, MEAT OFFAL	12 739	6 251	3 830	672 INGOTS ETC. IRON OR STEEL	8 010	637	387
016 MEAT, ED. OFFL, DRY, SLT, SMK	118	174	107	673 FLAT-ROLLED IRON ETC.	7 700	442	269
017 MEAT, OFFL, PRPD, PRSVD, NES	13 802	5 681	3 486	674 FLAT-ROLLED PLATED IRON	1 327	110	66
025 EGGS, BIRDS, YOLKS, ALBUMIN	1 281	195	120	675 FLAT-ROLLED, ALLOY STEEL	3 205	584	355
034 FISH, FRESH, CHILLED, FROZN	2 519	800	495	676 IRON, STL. BAR, SHAPES ETC.	125 742	12 637	7 760
037 FISH ETC. PRPD, PRSVD, NES	243	60	37	678 WIRE OF IRON OR STEEL	7 174	618	378
044 MAIZE UNMILLED	16 148	3 488	2 182	679 TUBES, PIPES, ETC. IRON, STL	144 178	13 304	8 155
048 CEREAL PREPARATIONS	164	76	45	681 SILVER, PLATINUM, ETC.	34	735	451
054 VEGETABLES	32 554	11 479	7 061	682 COPPER	17 648	6 927	4 241
056 VEGETABLES, PRPD, PRSVD, NES	34 002	6 053	3 728	684 ALUMINIUM	51 832	14 919	9 155
057 FRUIT, NUTS EXCL. OIL NUTS	12 997	1 571	964	686 ZINC	23 901	6 521	3 987
058 FRUIT, PRESERVED, PREPARED	172 442	36 095	22 142	689 MISC. NON-FERR. BASE METAL	9 224	3 007	1 851
059 FRUIT, VEGETABLE JUICES	19 108	6 336	3 893	691 METALLIC STRUCTURES NES	18 431	6 865	4 198
061 SUGARS, MOLASSES, HONEY	243	94	60	692 CONTAINERS, STORAGE, TRNSP	26 457	7 809	4 791
062 SUGAR CONFECTIONERY	5 939	1 656	1 022	693 WIRE PRODUCTS EXCL. ELECT	3 957	1 424	872
073 CHOCOLATE, OTH. COCOA PREP	1 148	389	240	694 NAILS, SCREWS, NUTS, ETC.	11 453	2 453	1 502
075 SPICES	5 974	2 511	1 558	695 TOOLS	7 269	10 760	6 609
081 ANIMAL FEED STUFF	186 015	4 063	2 477	696 CUTLERY	418	373	230
098 EDIBLE PROD. PREPRTNS, NES	2 862	759	464	697 HOUSEHOLD EQUIPMENT, NES	46 920	28 470	17 457
111 NON-ALCOHOL. BEVERAGE, NES	4 211	146	89	699 MANUFACT. BASE METAL, NES	59 570	26 206	16 122
112 ALCOHOLIC BEVERAGES	153 891	17 279	10 592	711 STEAM GENER. BOILERS, ETC.	594	278	174
121 TOBACCO, UNMANUFACTURED	5 574	3 646	89	712 STEAM TURBINES	15	164	102
211 HIDES, SKINS (EX. FURS), RAW	1 987	605	2 222	713 INTRNL COMBUS PSTN ENGIN	22 934	23 967	14 686
222 OILSEED (SFT. FIX VEG. OIL)	1 736	269	367	714 ENGINES, MOTORS NON-ELECT	1 176	1 272	782
223 OILSEED (OTH. FIX. VEG. OIL)	1 200	119	168	716 ROTATING ELECTRIC PLANT	26 519	27 765	16 991
231 NATURAL RUBBER, ETC.	234	170	73	718 OTH. POWR. GENRTNG. MACHNRY	426	434	270
232 SYNTHETIC RUBBER, ETC.	6 476	754	108	721 AGRIC. MACHINES, EX. TRACTR	1 705	959	590
245 FUEL WOOD, WOOD CHARCOAL	9 099	519	322	722 TRACTORS	368	166	100
248 WOOD, SIMPLY WORKED	26 822	3 778	2 311	723 CIVIL ENGINEERING EQUIPT	30 682	10 418	6 398
251 PULP AND WASTE PAPER	.	.	.	724 TEXTILE, LEATHER MACHINES	10 910	4 678	2 869
266 SYNTHETIC FIBRES	10 750	2 055	1 271	725 PAPER, PULP MILL MACHINES	311	241	145
267 OTHER MAN-MADE FIBRES	3 608	794	481	726 PRINTNG, BOOKBINDNG MACHS	274	456	275
268 WOOL, OTHER ANIMAL HAIR	1 509	605	370	727 FOOD-PROCESS. MCH. NON DOM	1 466	802	489
269 WORN CLOTHING, TEXTL. ARTL	964	76	45	728 OTH. MACH, PTS, SPCL INDUST	9 810	6 680	4 075
273 STONE, SAND AND GRAVEL	14 434	546	335	731 METAL REMOVAL WORK TOOLS	2 094	2 384	1 482
278 OTHER CRUDE MINERALS	44 235	1 020	628	733 MACH-TOOLS, METAL-WORKING	1 466	1 218	760
282 FERROUS WASTE AND SCRAP	4 588	449	274	735 PARTS, NES, FOR MACH-TOOLS	5 255	6 619	4 070
287 ORE, CONCENTR. BASE METALS	220	75	45	737 METALWORKING MACHNRY NES	2 247	2 516	1 536
288 NON-FERROUS WASTE, SCRAP	11 860	4 700	2 888	741 HEATING, COOLING EQUIP, PART	13 623	7 532	4 616
289 PREC. METAL ORES, CONCTRTS	44	954	45	742 PUMPS FOR LIQUIDS, PARTS	1 415	1 783	1 099
291 CRUDE ANIMAL MATERIALS, NES	4 051	1 487	905	743 PUMPS NES, CENTRIFUGS ETC	16 057	16 215	9 952
292 CRUDE VEG. MATERIALS, NES	7 086	2 444	1 502	744 MECHANICAL HANDLING EQUIP	15 084	7 075	4 342
334 PETROLEUM PRODUCTS	3 718	97	60	745 OTH. NONELEC MCH. TOOL, NES	2 466	2 948	1 806
335 RESIDUAL PETROL. PRODUCTS	15 598	1 064	653	746 BALL OR ROLLER BEARINGS	699	1 505	937
431 ANIMAL, VEG. FATS, OILS, NES	30 379	1 783	1 089	747 TAPS, COCKS, VALVES, ETC.	17 772	17 975	11 019
512 ALCOHOL, PHENOL, ETC. DERIV	3 985	89	55	748 TRANSMISSIONS SHAFTS ETC	43 818	9 163	5 625
513 CARBOXYLIC ACIDS, DERIVTS	8 493	785	497	749 NON-ELECT MACH. PARTS, ETC	542	713	439
514 NITROGEN-FUNCT. COMPOUNDS	1 184	493	305	751 OFFICE MACHINES	2 124	3 253	1 990
				752 AUTOMATC. DATA PROC. EQUIP	114	420	260
				759 PARTS, FOR OFFICE MACHINS	24	305	185



## 7 IMPORTS AND EXPORTS (SPECIAL TRADE) BY COUNTRIES OF PRODUCTION AND CONSUMPTION AND BY GROUPS OF THE SITC-REV. III 1992

GROUP DESCRIPTION	DT = 100 KG	1 000 DM	1 000 \$	GROUP DESCRIPTION	DT = 100 KG	1 000 DM	1 000 \$
761 TELEVISION RECEIVERS ETC	3 242	5 391	3 302	278 OTHER CRUDE MINERALS	86 256	3 343	2 056
762 RADIO-BROADCAST RECEIVER	23	74	45	281 IRON ORE, CONCENTRATES	2 000	90	54
763 SOUND RECORDER, PHONOGRAPH	5	106	63	282 FERROUS WASTE AND SCRAP	4 608	92	56
764 TELECOMM. EQUIP. PARTS, NES	1 480	3 567	2 188	285 ALUMINIUM ORE, CONCENTR. ETC	5 896	770	476
771 ELECT. POWER MACHINRY, PARTS	12 994	10 299	6 317	287 ORE, CONCENTR. BASE METALS	2 063	156	97
772 ELECT. SWITCH, RELAY, CIRCUIT	6 691	15 526	9 495	288 NON-FERROUS WASTE, SCRAP	1 594	334	203
773 ELECT. DISTRIBUT. EQUIP. NES	64 898	36 739	22 539	291 CRUDE ANIMAL MATERIALS, NES	2 250	6 089	3 697
774 ELECTRO-MEDICAL, XRAY EQUIP	56	199	121	292 CRUDE VEG. MATERIALS, NES	2 960	2 101	1 279
775 DOM. ELEC. NON-ELEC. EQUIP	87 400	58 850	36 066	325 COKE, SEMI-COKE, RET. CARBON	21 095	791	484
776 TRANSISTORS, VALVES, ETC.	244	1 516	932	334 PETROLEUM PRODUCTS	30 068	5 849	3 589
778 ELECTRIC MACH. APPARAT. NES	31 709	20 193	12 408	335 RESIDUAL PETROL. PRODUCTS	88 221	3 944	2 434
781 PASS. MOTOR VEHICLES, EX. BUS	64 178	120 245	75 155	342 LIQUEFIED PROPANE, BUTANE	12 963	390	238
782 GOODS, SPECIAL TRANSPORT VEH	19 564	35 857	22 410	411 ANIMAL OILS AND FATS	1 618	193	117
783 ROAD MOTOR VEHICLES, NES	1 534	3 249	1 980	421 FIXED VEG. FAT, OILS, SOFT	4 242	413	254
784 PARTS, TRACTORS, MOTOR VEH	115 189	58 989	36 275	422 FIXED VEG. FAT, OILS, OTHER	5 096	525	320
785 CYCLES, MOTORCYCLES, ETC.	13 565	12 566	7 677	431 ANIMAL, VEG. FATS, OILS, NES	10 580	1 953	1 206
786 TRAILERS, SEMI-TRAILER, ETC	16 012	8 489	5 207	511 HYDROCARBONS, NES, DERIVS	8 026	1 511	921
791 RAILWAY VEHICLES, EQUIPMENT	116	404	251	512 ALCOHOL, PHENOL, ETC. DERIV	25 198	5 416	3 327
792 AIRCRAFT, ASSOCIATED EQUIPMENT	519	8 501	5 214	513 CARBOXYLIC ACIDS, DERIVS	27 543	7 083	4 353
793 SHIP, BOAT, FLOAT, STRUCTURES	459	743	448	514 NITROGEN-FUNCTION. COMPOUNDS	16 292	14 825	9 061
811 PREFABRICATED BUILDINGS	46 223	14 402	8 839	515 ORGANIC-INORGANIC COMPOUNDS	15 707	22 375	13 730
812 PLUMBING, SANITARY, EQUIPMENT	25 034	7 295	4 489	516 OTHER ORGANIC CHEMICALS	11 276	5 694	3 475
813 LIGHTING FIXTURES, ETC. NES	13 936	6 952	4 255	522 INORGANIC CHEM. ELEMENTS	32 587	5 666	3 474
821 FURNITURE, CUSHIONS, ETC.	204 190	102 627	62 985	523 METAL, SALTS, INORGANIC ACID	72 723	5 901	3 608
831 TRUNK, SUITCASES, BAG, ETC	1 188	1 993	1 222	524 OTHER CHEMICAL COMPOUNDS	4 710	1 542	952
841 MENS, BOYS CLOTHING, X-KNIT	37 254	260 933	160 630	525 RADIO-ACTIVE MATERIALS	9	126	78
842 WOMEN, GIRL CLOTHING, X-KNIT	38 276	307 336	189 439	531 SYNTH. COLOURS, LAKES, ETC.	5 034	11 986	7 363
843 MENS, BOYS CLOTHING, KNIT	1 851	7 845	4 807	532 DYEING, TANNING MATERIALS	5 315	1 399	868
844 WOMEN, GIRLS CLOTHING, KNIT	7 349	44 263	27 180	533 PIGMENTS, PAINTS, ETC.	36 912	21 246	13 047
845 OTHER TEXTILE APPAREL, NES	15 547	92 192	56 744	541 MEDICINES, ETC. EXC. GRP542	1 363	22 463	13 832
846 CLOTHING ACCESSORIES, FABRIC	17 438	63 892	39 207	542 MEDICAMENTS	3 244	9 398	5 790
848 CLOTHING, NONTEXTILE; HEADGEAR	3 786	16 767	10 323	551 ESSENTIAL OIL, PERFUME, FLAVOR	2 044	3 830	2 357
851 FOOTWEAR	25 921	99 282	61 016	553 PERFUMERY, COSMETICS, ETC.	2 743	3 304	2 024
871 OPTICAL INSTRUMENTS, NES	27	362	223	554 SOAP, CLEANERS, POLISH, ETC	50 910	15 608	9 594
872 MEDICAL INSTRUMENTS, NES	292	1 053	652	562 FERTILIZER, EXCEPT GRP272	185 056	2 979	1 810
873 METERS, COUNTERS, NES	3 390	10 968	6 749	571 POLYMERS OF ETHYLENE	14 575	3 187	1 955
874 MEASURE, CONTROL INSTRUMENT	3 014	10 778	6 619	572 POLYMERS OF STYRENE	12 160	3 786	2 325
881 PHOTOGRAPH APPAR. ETC. NES	660	2 647	1 614	573 POLYMERS, VINYL CHLORIDE	22 112	5 004	3 068
882 PHOTO. CINEMATOGRAPH. SUPPL	42	372	229	574 POLYACETAL, POLYCARBONATE	24 336	11 263	6 920
884 OPTICAL GOODS, NES	150	2 655	1 630	575 OTHER PLASTIC, PRIMARY FORM	77 420	28 920	17 745
885 WATCHES AND CLOCKS	164	437	269	581 PLASTIC TUBE, PIPE, HOSE	2 140	4 107	2 528
891 ARMS AND AMMUNITION	168	1 112	590	582 PLASTIC PLATE, SHEETS, ETC	14 636	11 700	7 188
892 PRINTED MATTER	23 561	15 588	9 612	583 MONOFILAMENT OF PLASTICS	2 505	2 003	1 221
893 ARTICLES, NES, OF PLASTICS	31 417	12 469	7 647	591 INSECTICIDES, ETC.	7 481	6 946	4 223
894 BABY CARRIAGE, TOYS, GAMES	3 386	2 035	1 242	592 STARCHES, INULIN, ETC.	16 339	4 667	2 870
895 OFFICE, STATIONERY SUPPLS	5 553	3 580	2 191	597 PREPARED ADDITIVES, LIQUIDS	23 660	10 273	6 353
896 WORKS OF ART, ANTIQUE, ETC	16	446	270	598 MISC. CHEMICAL PRODUCTS, NES	72 523	35 353	21 716
897 GOLD, SILVERWARE, JEWEL, NES	3	1 016	623	611 LEATHER	5 513	24 577	15 039
898 MUSICAL INSTRUMENTS, ETC.	138	547	338	612 MANUFACT. LEATHER ETC. NES	37	271	167
899 MISC. MANUFACTURED GOODS, NES	10 767	7 058	4 335	613 FURSKINS, TANNED, DRESSED	157	846	513
971 GOLD, NONMONETARY EXCL. ORES	1	1 936	1 210	621 MATERIALS OF RUBBER	5 368	3 296	2 026
EXPORTS	3 306 003	1 991 462	1 222 265	625 RUBBER TYRES, TUBES, ETC.	7 752	6 070	3 721
001 LIVE ANIMALS	1 665	928	561	629 ARTICLES OF RUBBER, NES	1 579	3 885	2 380
011 BOVINE MEAT	37 404	6 818	4 182	634 VENEERS, PLYWOOD, ETC.	32 478	9 057	5 590
012 OTHER MEAT, MEAT OFFAL	787	150	92	635 WOOD MANUFACTURES, NES	7 322	1 770	1 083
016 MEAT, ED. OFFAL, DRY, SLT, SMK	2 339	768	477	641 PAPER AND PAPERBOARD	77 757	21 860	13 373
017 MEAT, OFFAL, PRPD, PRSD, NES	2 994	1 179	731	642 PAPER, PAPERBOARD, CUT ETC	40 103	16 534	10 149
022 MILK AND CREAM	1 342	378	293	651 TEXTILE YARN	21 139	35 695	21 845
023 BUTTER, OTHER FAT OF MILK	4 233	1 225	744	652 COTTON FABRICS, WOVEN	15 118	50 145	30 877
024 CHEESE AND CURD	2 013	1 004	613	653 FABRICS, MAN-MADE FIBRES	31 332	126 920	78 062
025 EGGS, BIRDS, YOLKS, ALBUMIN	122	106	64	654 OTHER TEXTILE FABRIC, WOVEN	13 898	75 703	46 334
034 FISH, FRESH, CHILLED, FROZEN	950	202	127	655 KNIT, CROCHET, FABRIC NES	13 571	37 704	23 150
037 FISH ETC. PREP. PRSD, NES	1 113	552	335	656 TULLE, LACE, EMBROIDERY, ETC	1 671	9 139	5 618
044 MAIZE, UNMILLED	694	185	113	657 SPECIAL YARN, TEXTILE FABRIC	16 512	36 946	22 673
046 MEAL, FLOUR OF WHEAT, MSLN	7 151	305	186	658 TEXTILE ARTICLES NES	859	2 500	1 528
048 CEREAL PREPARATIONS	2 586	947	585	659 FLOOR COVERINGS, ETC.	887	914	558
054 VEGETABLES	3 702	1 567	972	662 CLAY, REFRCT. CONSTR. MATRL	48 064	10 477	6 440
056 VEGETABLES, PRPD, PRSD, NES	2 106	367	221	663 MINERAL MANUFACTURES, NES	23 663	8 435	5 168
057 FRUIT, NUTS EXCL. OIL NUTS	2 213	452	279	664 GLASS	47 935	9 424	5 776
058 FRUIT, PRESERVED, PREPARED	639	131	80	665 GLASSWARE	18 033	2 627	1 603
059 FRUIT, VEGETABLE JUICES	408	90	56	666 POTTERY	729	553	338
061 SUGARS, MOLASSES, HONEY	28 336	1 589	965	667 PEARLS, PRECIOUS STONES	.	.	.
062 SUGAR CONFECTIONERY	871	547	337	671 PIG IRON, SPIEGELEISN, ETC	7 643	1 922	1 183
071 COFFEE, COFFEE SUBSTITUTE	177	314	194	672 INGOTS ETC. IRON OR STEEL	894	95	59
072 COCOA	809	264	161	673 FLAT-ROLLED IRON ETC.	282 476	25 223	15 485
073 CHOCOLATE, OTHER COCOA PREP	5 548	3 493	2 141	674 FLAT-ROLLED PLATED IRON	46 937	6 657	4 092
075 SPICES	1 556	591	368	675 FLAT-ROLLED, ALLOY STEEL	38 423	12 410	7 609
081 ANIMAL FEED STUFF	28 396	3 111	1 899	676 IRON, STL. BAR, SHAPES ETC.	37 313	5 889	3 615
091 MARGARINE AND SHORTENING	11 092	2 200	1 347	677 RAILWAY TRACK IRON, STEEL	932	581	361
098 EDIBLE PROD. PREPRTNS, NES	11 617	7 712	4 721	678 WIRE OF IRON OR STEEL	12 429	3 033	1 868
112 ALCOHOLIC BEVERAGES	3 335	878	535	679 TUBES, PIPES, ETC. IRON, STL	45 774	11 639	7 128
121 TOBACCO, UNMANUFACTURED	1 521	1 614	998	681 SILVER, PLATINUM, ETC.	37	1 463	896
122 TOBACCO, MANUFACTURED	3 079	6 010	3 676	682 COPPER	15 707	9 991	6 134
211 HIDES, SKINS (EX. FURS), RAW	6 554	915	567	683 NICKEL	380	865	525
231 NATURAL RUBBER, ETC.	641	153	92	684 ALUMINIUM	9 841	7 661	4 712
232 SYNTHETIC RUBBER, ETC.	33 127	6 654	4 083	685 LEAD	2 204	271	165
246 WOOD IN CHIPS, PARTICLES	6 072	97	59	686 ZINC	13 192	2 905	1 806
247 WOOD ROUGH, SQUARED	82 604	1 063	655	687 TIN	187	278	168
248 WOOD, SIMPLY WORKED	37 549	3 450	2 110	689 MISC. NON-FERR. BASE METAL	195	366	221
251 PULP AND WASTE PAPER	156 779	7 186	4 417	691 METALLIC STRUCTURES NES	5 496	2 883	1 769
263 COTTON	1 992	565	347	692 CONTAINERS, STORAGE, TRNSP	4 349	9 318	2 018
266 SYNTHETIC FIBRES	9 099	3 451	2 124	693 WIRE PRODUCTS EXCL. ELECT	1 618	1 426	870
267 OTHER MAN-MADE FIBRES	10 672	5 510	3 385	694 NAILS, SCREWS, NUTS, ETC.	4 121	4 195	2 570
268 WOOL, OTHER ANIMAL HAIR	6 363	5 384	3 300	695 TOOLS	2 401	6 349	3 892
273 STONE, SAND AND GRAVEL	63 994	827	509	696 CUTLERY	193	685	419
274 SULPHUR, UNRSTD. IRON PYRS	151 642	1 679	1 015	697 HOUSEHOLD EQUIPMENT, NES	21 442	5 646	3 440
277 NATURAL ABRASIVES, NES	93	62	37	699 MANUFACT. BASE METAL, NES	17 262	20 771	12 760
				700 CPL. IND. PLANT (84/85/87)	659	360	222
				711 STEAM GENER. BOILERS, ETC.	894	1 914	1 167



## 7 IMPORTS AND EXPORTS (SPECIAL TRADE) BY COUNTRIES OF PRODUCTION AND CONSUMPTION AND BY GROUPS OF THE SITC-REV. III 1992

GROUP DESCRIPTION	DT = 100 KG	1 000 DM	1 000 \$	GROUP DESCRIPTION	DT = 100 KG	1 000 DM	1 000 \$
712 STEAM TURBINES	1 077	2 116	1 303	061 SUGARS,MOLASSES,HONEY	19 605	7 519	4 718
713 INTRNL COMBUS PSTN ENGIN	21 198	63 105	38 870	062 SUGAR CONFECTIONERY	9 753	3 056	1 925
714 ENGINES,MOTORS NON-ELECT	21	528	321	071 COFFEE,COFFEE SUBSTITUTE	182	78	50
716 ROTATING ELECTRIC PLANT	1 570	3 914	2 403	073 CHOCOLATE,OTH.COCOA PREP	1 526	503	318
718 OTH.POWER.GENRTNG.MACHNRY	695	2 593	1 581	074 TEA AND MATE	458	172	107
721 AGRIC.MACHINES,EX.TRACTR	1 680	1 791	1 084	075 SPICES	22 650	10 060	6 382
722 TRACTORS	532	449	274	081 ANIMAL FEED STUFF	752	384	251
723 CIVIL ENGINEERING EQUIPT	8 058	8 927	5 434	098 EDIBLE PROD.PREPRNTS,NES	26 584	7 048	4 493
724 TEXTILE,LEATHER MACHINES	4 840	20 962	12 833	111 NON-ALCOHOL.BEVERAGE,NES	31 268	1 806	1 159
725 PAPER,PULP MILL MACHINES	2 061	10 972	6 659	112 ALCOHOLIC BEVERAGES	24 125	11 591	7 428
726 PRINTNG,BOOKBINDNG MACHS	2 207	6 149	3 745	121 TOBACCO, UNMANUFACTURED	132 352	104 846	66 789
727 FOOD-PROCESS.MCH.NON DOM	674	2 532	1 546	212 FURSKINS, RAW	33	723	457
728 OTH.MACH.PTS,SPCL INDUST	10 303	23 479	14 412	222 OILSEED(SFT.FIX VEG.OIL)	3 067	679	436
731 METAL REMOVAL WORK TOOLS	2 252	2 266	1 377	223 OILSEED(OTH.FIX.VEG.OIL)	33 596	3 674	2 360
733 MACH-TOOLS,METAL-WORKING	2 602	1 767	1 077	232 SYNTHETIC RUBBER, ETC.	1 014	154	96
735 PARTS,NES,FOR MACH-TOOLS	2 633	8 569	5 260	248 WOOD, SIMPLY WORKED	2 303	811	514
737 METALWORKING MACHNRY NES	3 785	10 621	6 452	263 COTTON	274 064	23 981	15 078
741 HEATNG,COOLNG EQUIP,PART	5 531	19 952	12 197	266 SYNTHETIC FIBRES	6 152	1 857	1 187
742 PUMPS FOR LIQUIDS,PARTS	1 751	8 234	5 042	267 OTHER MAN-MADE FIBRES	1 841	134	88
743 PUMPS NES,CENTRIFUGS ETC	7 668	14 310	8 795	268 WOOL, OTHER ANIMAL HAIR	901	448	289
744 MECHANICAL HANDLING EQUIP	4 990	9 935	6 091	269 WORN CLOTHING,TEXTL.ARTL	670	50	34
745 OTH.NONELEC MCH,TOOL,NES	10 104	43 975	27 168	273 STONE, SAND AND GRAVEL	29 584	1 658	1 069
746 BALL OR ROLLER BEARINGS	2 464	8 185	5 033	277 NATURAL ABRASIVES, NES	41 173	1 107	717
747 TAPS,COCKS,VALVES,ETC.	3 062	11 898	7 305	278 OTHER CRUDE MINERALS	1 292 823	46 714	29 912
748 TRANSMISSIONS SHAFTS ETC	4 529	8 342	5 098	282 FERROUS WASTE AND SCRAP	56 524	6 995	4 463
749 NON-ELECT MACH.PARTS,ETC	1 611	6 322	3 880	287 ORE,CONCENTR.BASE METALS	561 092	12 806	8 132
751 OFFICE MACHINES	548	2 690	1 636	288 NON-FERROUS WASTE,SCRAP	3 371	582	378
752 AUTOMATC.DATA PROC.EQUIP	1 738	19 097	11 781	289 PREC.METAL ORES,CONCRTS	2	73	50
759 PARTS,FOR OFFICE MACHINES	900	4 703	2 887	291 CRUDE ANIMAL MATERLS,NES	18 730	62 092	39 858
761 TELEVISION RECEIVERS ETC	744	2 656	1 626	292 CRUDE VEG.MATERIALS, NES	42 851	9 596	6 098
762 RADIO-BROADCAST RECEIVER	416	1 514	923	334 PETROLEUM PRODUCTS	6 501	206	139
763 SOUND RECORDER,PHONOGRPH	101	1 401	861	335 RESIDUAL PETROL.PRODUCTS	2 400	195	127
764 TELECOMM.EQUIP.PARTS NES	1 475	19 474	11 977	421 FIXED VEG.FAT,OILS, SOFT	1 766	654	421
771 ELECT POWER MACHNRY,PARTS	1 734	6 425	3 949	422 FIXED VEG.FAT,OILS,OTHER	157	77	49
772 ELEC.SWITCH,RELAY,CIRCUIT	4 223	26 241	16 097	513 CARBOXYLIC ACIDS,DERIVTS	6 429	1 708	1 103
773 ELECTR DISTRIB. EQPT NES	7 295	7 364	4 530	514 NITROGEN-FUNCT.COMPOUNDS	3 818	1 640	1 048
774 ELECTRO-MEDCL,XRAY EQUIP	137	4 413	2 711	515 ORGANO-INORGANIC COMPNDS	2 579	538	338
775 DOM.ELEC, NON-ELEC. EQUIPT	3 267	8 176	5 006	522 INORGANIC CHEM.ELEMENTS	29 473	2 857	1 847
776 TRANSISTORS,VALVES,ETC.	2 849	9 480	5 850	523 METAL.SALTS, INORGAN.ACID	39 731	3 889	2 483
778 ELECTRIC.MACH.APAPT,NES	15 841	24 838	15 266	524 OTHER CHEMICAL COMPOUNDS	3 800	655	434
781 PASS.MOTOR VEHCLS.EX.BUS	22 532	49 011	30 168	532 DYEING,TANNING MATERIALS	1 085	181	104
782 GOODS,SPCL TRANSPOR VEH	41 872	20 942	12 767	541 MEDICINES,ETC.EXC.GRP542	1 340	3 795	2 458
783 ROAD MOTOR VEHICLES NES	8 090	6 829	4 229	542 MEDICAMENTS	412	581	365
784 PARTS,TRACTORS,MOTOR VEH	117 420	146 847	90 456	551 ESSNTL.OIL,PERFUME,FLAVR	3 174	1 652	1 063
785 CYCLES,MOTORCYCLES ETC.	2 214	2 668	1 624	553 PERFUMERY,COSMETICS,ETC.	1 639	1 161	754
786 TRAILERS,SEMI-TRAILER,ETC	11 481	6 428	3 948	554 SOAP,CLEANERS,POLISH,ETC	1 502	457	287
791 RAILWAY VEHICLES,EQUIPNT	67	650	400	562 FERTILIZER,EXCEPT GRP272	175 376	3 261	2 129
792 AIRCRAFT,ASSOCTD.EQUIPNT	613	40 461	24 460	572 POLYMERS OF STYRENE	401	100	69
793 SHIP,BOAT,FLOAT,STRUCTRS	1 851	7 165	4 347	573 POLYMERS,VINYL CHLORIDE	5 714	1 330	859
812 PLUMBNG,SANITRY,EQPT.ETC	3 367	3 588	2 203	574 POLYACETAL,POLYCARBONATE	975	484	312
813 LIGHTNG FIXTURES ETC,NES	476	1 987	1 222	575 OTH.PLASTIC,PRIMARY FORM	187 255	5 562	3 572
821 FURNITURE,CUSHIONS,ETC.	5 476	6 154	3 781	581 PLASTIC TUBE,PIPE,HOSE	2 617	1 600	1 029
831 TRUNK,SUITCASES,BAG,ETC	139	311	190	582 PLASTIC PLATE,SHEETS,ETC	1 357	552	356
841 MENS,BOYS CLOTHING,X-KNIT	1 979	9 669	5 939	583 MONOFILAMENT OF PLASTICS	93	51	32
842 WOMEN,GIRL CLOTHING,XKNIT	853	3 996	2 462	591 INSECTICIDES, ETC.	8 611	8 724	5 467
843 MENS,BOYS CLOTHING,KNIT	391	944	582	592 STARCHES,INULIN,ETC.	255	90	57
844 WOMEN,GIRLS CLOTHING,KNIT	1 521	7 453	4 582	597 PREPRD ADDITIVES,LIQUIDS	190	117	79
845 OTHR,TEXTILE APPAREL,NES	3 304	18 275	11 214	611 LEATHER	451	2 886	1 840
846 CLOTHING ACCESSRS,FABRIC	10 221	35 837	21 988	612 MANUFACT. LEATHER ETC,NES	103	323	206
848 CLOTHING,NONTXLT,HEADGEAR	1 143	3 595	2 207	613 FURSKINS,TANNED,DRESSED	3	86	57
851 FOOTWEAR	5 568	10 911	6 681	621 MATERIALS OF RUBBER	11 619	6 984	4 454
871 OPTICAL INSTRUMENTS,NES	10	623	381	625 RUBBER TYRES,TUBES,ETC.	21 237	10 673	6 822
872 MEDICAL INSTRUMENTS NES	968	14 136	8 674	629 ARTICLES OF RUBBER, NES	12 154	7 618	4 929
873 METERS,COUNTERS,NES	372	4 702	2 890	634 VENEERS, PLYWOOD, ETC.	1 693	400	249
874 MEASURE,CONTROL INSTRMNT	1 685	19 549	11 964	635 WOOD MANUFACTURES, NES	1 566	1 597	1 015
881 PHOTOGRAPH APPAR,ETC,NES	68	971	594	641 PAPER AND PAPERBOARD	4 099	1 011	649
882 PHOTO.CINEMATOPGRPH.SUPPL	2 263	4 023	2 468	642 PAPER,PAPERBOARD,CUT ETC	6 362	2 582	1 680
884 OPTICAL GOODS NES	44	1 342	831	651 TEXTILE YARN	149 110	81 646	52 223
885 WATCHES AND CLOCKS	309	2 735	1 660	652 COTTON FABRICS, WOVEN	49 219	48 221	30 717
892 PRINTED MATTER	4 302	6 233	3 811	653 FABRICS,MAN-MADE FIBRES	11 126	28 411	18 284
893 ARTICLES,NES,OF PLASTICS	12 397	12 975	7 947	654 OTH.TEXTILE FABRIC,WOVEN	2 719	11 086	7 155
894 BABY CARRIAGE,TOYS,GAMES	846	2 153	1 319	655 KNIT,CROCHET FABRIC NES	4 831	8 738	5 531
895 OFFICE,STATIONERY SUPPLS	1 165	3 133	1 930	656 TULLE,LACE,EMBROIDRY,ETC	1 272	3 579	2 310
897 GOLD,SILVERWARE,JEHL NES	35	1 288	798	657 SPECIAL YARN,TXTL,FABRIC	5 124	3 405	2 230
898 MUSICAL INSTRUMENTS,ETC.	811	3 820	2 350	658 TEXTILE ARTICLES NES	169 272	208 276	133 506
899 MISC MANUFCTRD GOODS NES	2 270	14 881	9 151	659 FLOOR COVERINGS, ETC.	9 305	94 553	60 978
971 GOLD,NONMONTY EXCL ORES	1	2 147	1 332	661 LIME,CEMENT,CONSTR.MATRL	533 895	19 827	12 746
				662 CLAY,REFRCT.CONSTR.MATRL	429 070	32 233	20 513
				663 MINERAL MANUFACTURES,NES	9 371	2 975	1 919
				664 GLASS	248 035	17 697	11 306
				665 GLASSWARE	139 279	46 739	29 951
				666 POTTERY	6 701	4 660	3 015
				671 PIG IRON,SPIEGELEISN,ETC	6 400	1 010	652
				672 INGOTS ETC.IRON OR STEEL	80 582	5 909	3 796
				674 FLAT-ROLLED PLATED IRON	508	106	68
				675 FLAT-ROLLED, ALLOY STEEL	545	128	82
				676 IRON,STL.BAR,SHAPES ETC.	106 880	7 081	4 548
				679 TUBES,PIPES,ETC.IRON,STL	192 388	17 656	11 429
				681 SILVER,PLATINUM,ETC.	5	175	111
				682 COPPER	14 203	5 967	3 734
				683 NICKEL	348	255	160
				684 ALUMINIUM	74 971	33 065	21 138
				689 MISC.NON-FERR.BASE METAL	2 502	922	583
				691 METALLIC STRUCTURES NES	4 348	2 389	1 538
				692 CONTAINERS,STORAGE,TRNSP	9 420	3 208	2 042
				693 WIRE PRODUCTS EXCL.ELECT	21 708	10 944	6 993
				694 NAILS,SCREWS,NUTS,ETC.	10 896	2 889	1 845
				695 TOOLS	1 895	4 217	2 700
				696 CUTLERY	431	499	317
TURKEY							
IMPORTS							
001 LIVE ANIMALS	7	59	38				
012 OTHER MEAT, MEAT OFFAL	214	261	165				
017 MEAT,OFFL.PRPD,PRSD,NES	184	51	35				
024 CHEESE AND CURD	2 094	1 514	967				
034 FISH,FRESH,CHILLED,FROZN	3 214	1 765	1 120				
035 FISH,DRIED,SALTED,SMOKED	267	405	247				
036 CRUSTACEANS,MOLLUSCS ETC	613	793	524				
037 FISH ETC.PRPD,PRSD,NES	200	184	116				
042 RICE	752	103	65				
046 MEAL,FLOUR OF WHEAT,MSLN	1 114	106	66				
047 OTHER CEREAL MEAL,FLOURS	182	45	30				
048 CEREAL PREPARATIONS	35 143	5 124	3 277				
054 VEGETABLES	475 678	78 463	50 581				
056 VEGETABLES,PRPD,PRSD,NES	568 097	107 769	69 082				
057 FRUIT,NUTS EXCL.OIL NUTS	1 440 798	418 824	268 608				
058 FRUIT,PRESERVED,PREPARED	294 440	112 919	72 622				
059 FRUIT,VEGETABLE JUICES	195 741	53 746	34 014				



7 IMPORTS AND EXPORTS (SPECIAL TRADE) BY COUNTRIES OF PRODUCTION AND CONSUMPTION AND BY GROUPS OF THE SITC-REV. III 1992

GROUP DESCRIPTION	DT = 100 KG	1 000 DM	1 000 \$	GROUP DESCRIPTION	DT = 100 KG	1 000 DM	1 000 \$
697 HOUSEHOLD EQUIPMENT,NES	41 075	33 046	21 272	059 FRUIT, VEGETABLE JUICES	548	126	82
699 MANUFACTS.BASE METAL,NES	50 285	18 026	11 488	061 SUGARS,MOLASSES,HONEY	46 124	2 825	1 768
712 STEAM TURBINES	811	5 466	3 638	062 SUGAR CONFECTIONERY	417	311	201
713 INTRNL COMBUS PSTN ENGIN	11 825	47 898	30 849	071 COFFEE,COFFEE SUBSTITUTE	3 838	3 362	2 205
714 ENGINES,MOTORS NON-ELECT	16	721	454	072 COCOA	23 349	4 979	3 154
716 ROTATING ELECTRIC PLANT	3 779	3 345	2 132	073 CHOCOLATE,OTH.COCOA PREP	1 841	1 487	948
718 OTH.POWR.GENRTNG.MACHNRY		72	43	074 TEA AND MATE	141	195	130
721 AGRIC.MACHINES,EX.TRACTR	3 897	1 520	977	075 SPICES	417	232	146
722 TRACTORS	88	111	69	081 ANIMAL FEED STUFF	10 199	4 009	2 557
723 CIVIL ENGINEERING EQUIPT	9 461	4 012	2 569	091 MARGARINE AND SHORTENING	1 644	346	223
724 TEXTILE,LEATHER MACHINES	2 112	1 603	1 041	098 EDIBLE PROD.PREPRPTS,NES	26 169	12 678	8 173
725 PAPER,PULP MILL MACHINES	67	82	54	111 NON-ALCOHOL.BEVERAGE,NES	1 694	238	155
726 PRINTNG,BOOKBINDNG MACHS	183	162	100	112 ALCOHOLIC BEVERAGES	2 277	1 352	862
727 FOOD-PROCESS.MCH.NON DOM	1 030	778	506	122 TOBACCO, MANUFACTURED	1 798	6 016	3 953
728 OTH.MACH.PTS,SPCL INDUST	14 376	8 686	5 616	211 HIDES,SKINS(EX.FURS),RAW	16 892	2 231	1 434
731 METAL REMOVAL WORK TOOLS	828	1 612	1 061	212 FURSKINS, RAW	129	394	260
733 MACH-TOOLS,METAL-WORKING	17 107	8 542	5 458	222 OILSEED(SFT.FIX VEG.OIL)	621	60	38
735 PARTS,NES,FOR MACH-TOOLS	1 661	1 211	762	223 OILSEED(OTH.FIX.VEG.OIL)	629	59	40
737 METALWORKING MACHNRY NES	3 711	2 561	1 639	231 NATURAL RUBBER, ETC.	1 435	405	255
741 HEATING,COOLNG EQUIP,PART	3 137	5 018	3 233	232 SYNTHETIC RUBBER, ETC.	30 124	7 761	4 986
742 PUMPS FOR LIQUIDS,PARTS	3 317	17 375	11 602	246 WOOD IN CHIPS, PARTICLES	4 833	79	51
743 PUMPS NES,CENTRIFUGS ETC	5 724	3 226	2 061	247 WOOD ROUGH,ROUGH SQUARED	722 927	12 873	8 170
744 MECHANICAL HANDLING EQUIP	9 450	3 268	2 107	248 WOOD, SIMPLY WORKED	4 936	625	410
745 OTH.NONELEC MCH,TOOL,NES	609	923	586	251 PULP AND WASTE PAPER	5 594	652	421
746 BALL OR ROLLER BEARINGS	119	273	175	263 COTTON	843	292	190
747 TAPS,COCKS,VALVES,ETC.	6 063	12 530	8 052	266 SYNTHETIC FIBRES	155 626	39 648	25 445
748 TRANSMISSIONS SHAFTS ETC	11 812	4 003	2 576	267 OTHER MAN-MADE FIBRES	49 406	30 288	19 488
749 NON-ELECT MACH.PARTS,ETC	1 340	1 366	874	268 WOOL, OTHER ANIMAL HAIR	9 910	12 644	8 150
751 OFFICE MACHINES	58	52	35	272 FERTILIZERS, CRUDE	682	57	36
752 AUTOMATC.DATA PROC.EQUIP	461	2 403	1 536	273 STONE, SAND AND GRAVEL	17 066	573	369
759 PARTS,FOR OFFICE MACHINS	115	873	553	274 SULPHUR,UNRSTD.IRON PYRS	850	153	97
761 TELEVISION RECEIVERS ETC	54 234	101 198	63 880	277 NATURAL ABRASIVES, NES	66	807	515
764 TELECOMM.EQUIP,PARTS NES	474	4 437	2 858	278 OTHER CRUDE MINERALS	114 338	4 962	3 172
771 ELECT POWER MACHNY,PARTS	37 278	36 389	23 649	282 FERROUS WASTE AND SCRAP	4 317 019	57 978	37 435
772 ELEC.SWITCH,RELAY,CIRCUIT	1 292	3 431	2 179	285 ALUMINIUM ORE,CONCTR,ETC	12 690	1 737	1 124
773 ELECTR DISTRIBT.EQPT NES	173 257	306 500	197 158	288 NON-FERROUS WASTE,SCRAP	2 421	89	55
774 ELECTRO-MEDCL,XRAY EQUIP	23	316	134	291 CRUDE ANIMAL MATERLS,NES	7 836	5 676	3 637
775 DOM.ELEC,NON-ELEC.EQUIPT	19 091	12 763	8 261	292 CRUDE VEG.MATERIALS, NES	2 471	11 724	7 145
776 TRANSISTORS,VALVES,ETC.	14	584	371	321 COAL,NOT AGGLOMERATED	710	56	36
778 ELECTRIC.MACH.APART,NES	3 139	6 219	4 019	322 BRIQUETTES,LIGNITE,PEAT	42 364	1 225	793
781 PASS.MOTOR VEHCLS.EX.BUS	483	730	464	334 PETROLEUM PRODUCTS	27 544	4 183	2 697
782 GOODS,SPCL TRANSPORT VEH	783	328	208	335 RESIDUAL PETROL.PRODUCTS	35 831	3 581	2 300
783 ROAD MOTOR VEHICLES NES	1 147	2 621	1 700	342 LIQUEFIED PROPANE,BUTANE	525	52	33
784 PARTS,TRACTORS,MOTOR VEH	97 957	59 267	38 097	344 PETROLEUM GASES, NES	-	-	-
785 CYCLES,MOTORCYCLES ETC.	902	559	379	411 ANIMAL OILS AND FATS	5 568	1 072	700
786 TRAILERS,SEMI-TRAILR,ETC	7 539	1 638	1 040	421 FIXED VEG.FAT,OILS, SOFT	12 075	919	582
792 AIRCRAFT,ASSOCTD.EQUIPNT	97	29 106	18 996	422 FIXED VEG.FAT,OILS,OTHER	1 644	453	290
793 SHIP,BOAT,FLOAT,STRUCTRS	737	278	175	431 ANIMAL,VEG.FATS,OILS,NES	15 710	3 446	2 188
811 PREFABRICATED BUILDINGS	14 791	3 411	2 196	511 HYDROCARBONS,NES,DERIVTS	22 267	5 406	3 461
812 PLUMBNG,SANITRY,EQPT,ETC	175 292	50 185	31 900	512 ALCOHOL,PHENOL,ETC.DERIV	68 179	13 954	8 979
813 LIGHTING FIXTURES ETC,NES	7 738	7 120	4 550	513 CARBOXYLIC ACIDS,DERIVTS	183 998	38 444	24 678
821 FURNITURE,CUSHIONS,ETC.	40 241	58 534	37 454	514 NITROGEN-FUNCT.COMPOUNDS	72 786	41 296	26 358
831 TRUNK,SUITS,CASES,BAG,ETC	7 199	35 363	22 749	515 ORGANO-INORGANIC COMPNDS	21 440	56 058	35 796
841 MENS,BOYS CLOTHING,X-KNIT	116 947	553 171	356 949	516 OTHER ORGANIC CHEMICALS	62 384	15 682	10 067
842 WOMEN,GIRL CLOTHING,XKNIT	144 946	726 681	467 674	522 INORGANIC CHEM.ELEMENTS	151 468	20 947	13 403
843 MENS,BOYS CLOTHING,KNIT	22 096	74 543	47 884	523 METAL,SALTS,INORGAN.ACID	167 840	31 773	20 351
844 WOMEN,GIRLS CLOTHING,KNIT	295 440	952 128	610 632	524 OTHER CHEMICAL COMPOUNDS	9 259	2 861	1 848
845 OTHR,TEXTILE APPAREL,NES	287 536	1 178 324	756 301	525 RADIO-ACTIVE MATERIALS	1	157	98
846 CLOTHING ACCESSRS,FABRIC	44 953	88 015	56 517	531 SYNTH.COLOURS,LAKES,ETC.	46 864	132 275	85 333
848 CLOTHING,NONXTXL;HEADGEAR	31 409	324 448	209 688	532 DYEING,TANNING MATERIALS	7 557	2 728	1 756
851 FOOTWEAR	5 952	14 762	9 462	533 PIGMENTS, PAINTS, ETC.	134 369	77 863	50 359
872 MEDICAL INSTRUMENTS NES	399	1 292	810	541 MEDICINES,ETC.EXC.GRP542	4 355	50 946	32 622
873 METERS,COUNTERS,NES	361	359	239	542 MEDICAMENTS	3 991	31 012	19 861
874 MEASURE,CONTROL INSTRMNT	1 078	8 617	5 519	551 ESSNTL.OIL,PERFUME,FLAVR	4 338	9 556	6 085
881 PHOTOGRAPH APPAR,ETC,NES	3	227	158	553 PERFUMERY,COSMETICS,ETC.	7 037	13 343	8 539
882 PHOTO.CINEMATOGRAPH.SUPPL	57	640	415	554 SOAP,CLEANERS,POLISH,ETC	98 155	29 484	18 382
884 OPTICAL GOODS NES	158	1 063	681	562 FERTILIZER,EXCEPT GRP272	493 210	10 248	6 421
885 WATCHES AND CLOCKS	94	112	70	571 POLYMERS OF ETHYLENE	55 133	10 743	6 851
891 ARMS AND AMMUNITION	915	1 365	872	572 POLYMERS OF STYRENE	84 021	17 308	11 114
892 PRINTED MATTER	7 560	6 237	4 055	573 POLYMERS,VINYL CHLORIDE	29 549	7 651	4 939
893 ARTICLES,NES,OF PLASTICS	7 684	5 390	3 425	574 POLYACETAL,POLYCARBONATE	49 210	23 210	14 889
894 BABY CARRIAGE,TOYS,GAMES	2 475	2 394	1 537	575 OTH.PLASTIC,PRIMARY FORM	178 788	87 170	56 083
895 OFFICE,STATIONERY SUPPLS	286	918	586	579 PLASTIC WASTE, SCRAP ETC	3 375	294	185
896 WORKS OF ART,ANTIQUE ETC	45	1 074	689	581 PLASTIC TUBE,PIPE,HOSE	5 306	8 013	5 131
897 GOLD,SILVERWARE,JEWEL NES	67	18 380	11 812	582 PLASTIC PLATE,SHEETS,ETC	67 137	42 146	27 042
898 MUSICAL INSTRUMENTS,ETC.	11 812	13 685	8 775	583 MONOFILAMENT OF PLASTICS	3 737	3 764	2 430
899 MISC MANUFCTRD GOODS NES	7 444	14 825	9 499	591 INSECTICIDES, ETC.	11 262	14 513	9 141
961 COIN NONGOLD NONCURRENT		126	82	592 STARCHES,INULIN,ETC.	45 427	11 259	7 234
972 MONETARY GOLD,GOLD COINS		132	82	593 EXPLOSIVES,PYROTECHNICS	238	856	541
				597 PREPRD ADDITIVES,LIQUIDS	62 028	22 012	14 130
EXPORTS	13 427 089	6 601 409	4 230 099	598 MISC.CHEMICAL PRODS,NES	226 729	79 769	51 255
001 LIVE ANIMALS	165 157	44 386	28 656	600 CPL IND PLANT CHAP 69-76	1 358	9 318	5 719
011 BOVINE MEAT	140 624	26 417	16 729	611 LEATHER	2 073	7 243	4 658
012 OTHER MEAT, MEAT OFFAL	4 223	489	302	612 MANUFACT. LEATHER ETC,NES	103	7 979	641
017 MEAT,OFFL,PRPD,PRSD,NES	1 765	1 431	916	621 FURSKINS,TANNED,DRESSED	233	7 458	4 809
022 MILK AND CREAM	9 032	1 748	1 109	625 RUBBER TYRES,TUBES,ETC.	5 251	4 909	3 146
023 BUTTER,OTHER FAT OF MILK	4 278	1 104	682	629 ARTICLES OF RUBBER, NES	12 726	8 985	5 796
024 CHEESE AND CURD	3 289	1 200	776	633 CORK MANUFACTURES	151	14 735	9 470
034 FISH,FRESH,CHILLED,FROZN	359	91	58	634 VENEERS, PLYWOOD, ETC.	27 951	4 457	2 898
036 CRUSTACEANS,MOLLUSCS ETC	254	263	166	635 WOOD MANUFACTURES, NES	9 037	5 701	3 681
037 FISH ETC.PRPD,PRSD,NES	304	157	98	641 PAPER AND PAPERBOARD	295 862	58 439	37 520
041 WHEAT, MESLIN, UNMILLED	67 388	1 213	768	642 PAPER,PAPERBOARD,CUT ETC	53 547	14 880	9 470
045 OTHER CEREALS, UNMILLED	256 000	4 035	2 554	651 TEXTILE YARN	106 018	73 302	46 823
048 CEREAL PREPARATIONS	3 842	1 857	1 201	652 COTTON FABRICS, WOVEN	11 779	29 256	18 811
054 VEGETABLES	4 637	2 205	1 456	653 FABRICS,MAN-MADE FIBRES	34 730	124 009	79 698
056 VEGETABLES,PRPD,PRSD,NES	955	408	268	654 OTH.TEXTILE FABRIC,WOVEN	15 499	76 151	49 290
057 FRUIT,NUTS EXCL.OIL NUTS	2 705	1 075	694	655 MISC.CROCHET,FABRIC NES	8 425	17 584	11 305
058 FRUIT,PRESERVED,PREPARED	2 028	727	476	656 TULLE,LACE,EMBROIDRY,ETC	1 942	10 112	6 507



7 IMPORTS AND EXPORTS (SPECIAL TRADE) BY COUNTRIES OF PRODUCTION AND CONSUMPTION AND BY GROUPS OF THE SITC-REV. III 1992

GROUP DESCRIPTION	DT = 100 KG	1 000 DM	1 000 \$	GROUP DESCRIPTION	DT = 100 KG	1 000 DM	1 000 \$
657 SPECIAL YARN,TXIL.FABRIC	30 393	64 903	41 781	851 FOOTWEAR	1 082	2 733	1 763
658 TEXTILE ARTICLES NES	2 438	3 951	2 497	871 OPTICAL INSTRUMENTS,NES	275	4 306	2 788
659 FLOOR COVERINGS, ETC.	2 521	8 131	5 194	872 MEDICAL INSTRUMENTS NES	2 266	43 538	27 847
661 LIME,CEMENT,CONSTR.MATRL	9 189	1 390	896	873 METERS,COUNTERS,NES	730	6 013	3 870
662 CLAY,REFRCT.CONSTR.MATRL	133 935	19 977	12 934	874 MEASURE,CONTROL INSTRMNT	6 438	96 747	62 062
663 MINERAL MANUFACTURES,NES	54 141	30 127	19 487	881 PHOTOGRAPH APPAR.ETC.NES	619	4 327	2 771
664 GLASS	23 643	11 343	7 296	882 PHOTO.CINEMATOGRPH.SUPPL	18 441	25 936	16 687
665 GLASSWARE	11 159	5 826	3 724	884 OPTICAL GOODS NES	99	8 093	5 094
666 POTTERY	1 868	7 542	1 634	885 WATCHES AND CLOCKS	647	13 686	8 740
667 PEARLS,PRECIOUS STONES	.	.	.	891 ARMS AND AMMUNITION	236	3 514	2 255
671 PIG IRON,SPIEGELEISN,ETC	22 446	2 157	1 375	892 PRINTED MATTER	16 762	24 825	15 901
672 INGOTS ETC.IRON OR STEEL	45 783	1 763	1 145	893 ARTICLES,NES,OF PLASTICS	27 722	27 581	17 735
673 FLAT-ROLLED IRON ETC.	684 601	46 884	29 751	894 BABY CARRIAGE,TOYS,GAMES	3 452	6 400	4 075
674 FLAT-ROLLED PLATED IRON	161 140	20 126	12 953	895 OFFICE,STATIONERY SUPPLS	1 827	7 337	4 738
675 FLAT-ROLLED, ALLOY STEEL	193 585	55 509	35 719	896 WORKS OF ART,ANTIQUE ETC	3	891	540
676 IRON,STL.BAR,SHAPES ETC.	242 873	25 563	16 342	897 GOLD,SILVERWARE,JEWL NES	67	2 963	1 889
677 RAILWAY TRACK IRON,STEEL	980	400	260	898 MUSICAL INSTRUMENTS,ETC.	1 857	10 905	7 042
678 WIRE OF IRON OR STEEL	10 934	4 809	3 121	899 MISC MANUFCTRD GOODS NES	9 971	38 659	24 839
679 TUBES,PIPES,ETC. IRON,STL	337 926	57 819	37 155	941 COMPL IND PLANT CHAPT 99	1 773	3 256	2 080
681 SILVER,PLATINUM,ETC.	72	2 156	1 391	971 GOLD,NONMONTRY EXCL ORES	827	2 539	539
682 COPPER	59 283	31 266	19 955				
683 NICKEL	575	1 659	1 075	ESTONIA			
684 ALUMINIUM	68 959	31 482	20 144	IMPORTS	656 099	77 780	50 201
685 LEAD	12 344	1 410	892				
686 ZINC	9 324	2 781	1 767				
687 TIN	136	118	74	034 FISH,FRESH,CHILLED,FROZN	2 388	1 061	685
689 MISC.NON-FERR.BASE METAL	367	1 138	725	037 FISH ETC.PREPO,PRSDV.NES	253	115	72
691 METALLIC STRUCTURES NES	79 613	20 185	13 143	054 VEGETABLES	161	132	85
692 CONTAINERS,STORAGE,TRNSP	4 997	3 820	2 441	058 FRUIT,PRESERVED,PREPARED	903	293	196
693 WIRE PRODUCTS EXCL.ELECT	47 673	37 604	23 061	081 ANIMAL FEED STUFF	5 052	199	126
694 NAILS,SCREWS,NUTS,ETC.	6 452	8 163	5 209	211 HIDES,SKINS(EX.FURS),RAW	298	73	47
695 TOOLS	6 222	26 128	16 746	247 WOOD ROUGH,ROUGH SQUARED	2 887	92	58
696 CUTLERY	1 286	5 173	3 252	248 WOOD, SIMPLY WORKED	29 748	1 533	1 021
697 HOUSEHOLD EQUIPMENT,NES	4 634	7 230	4 634	251 PULP AND WASTE PAPER	1 777	105	69
699 MANUFACTS.BASE METAL,NES	40 536	45 513	29 285	263 COTTON	703	87	56
700 CPL IND PLANT (84/85/87)	7 629	46 531	29 572	273 STONE, SAND AND GRAVEL	70 630	116	81
711 STEAM GENER.BOILERS,ETC.	3 142	2 645	1 683	282 FERROUS WASTE AND SCRAP	12 938	1 040	709
712 STEAM TURBINES	980	6 621	4 489	288 NON-FERROUS WASTE,SCRAP	143 330	36 077	23 182
713 INTRNL COMBUS PSTN ENGIN	22 583	69 727	44 697	289 PREC.METAL ORES,CONCRTS		87	56
714 ENGINES,MOTORS NON-ELECT	140	14 515	9 524	291 CRUDE ANIMAL MATERLS,NES	1 449	169	109
716 ROTATING ELECTRIC PLANT	39 102	67 808	43 415	322 BRIQUETTES,LIGNITE,PEAT	36 535	516	330
718 OTH.POWR.GENRTNG.MACHNRY	1 701	5 859	3 748	334 PETROLEUM PRODUCTS	169 749	3 450	2 300
721 AGRIC.MACHINES,EX.TRACTR	11 843	16 883	10 853	513 CARBOXYLIC ACIDS,DERIVTS	5 640	547	346
722 TRACTORS	1 442	2 071	1 322	522 INORGANIC CHEM.ELEMENTS	2 089	152	100
723 CIVIL ENGINEERING EQUIPT	38 593	34 398	22 054	523 METAL,SALTS,INORGAN.ACID	709	117	72
724 TEXTILE,LEATHER MACHINES	185 970	586 602	376 742	541 MEDICINES,ETC.EXC.GRPS42	7	81	56
725 PAPER,PULP MILL MACHINES	5 894	21 327	13 710	562 FERTILIZER,EXCEPT GRP272	59 718	1 072	705
726 PRINTNG,BOOKBINDNG MACHS	17 614	50 741	32 404	592 STARCHES,INULIN,ETC.	250	135	90
727 FOOD-PROCESS.MCH.NON DOM	13 619	40 965	25 499	634 VENEERS,PLYWOOD,ETC.	20 932	997	640
728 OTH.MACH,PTS,SPCL INDUST	53 885	189 157	121 380	635 WOOD MANUFACTURES, NES	1 787	159	100
731 METAL REMOVAL WORK TOOLS	22 380	63 742	40 790	652 COTTON FABRICS, WOVEN	1 560	870	575
733 MACH-TOOLS,METAL-WORKING	15 945	32 566	21 146	658 TEXTILE ARTICLES NES	425	289	188
735 PARTS,NES,FOR MACH-TOOLS	1 710	8 880	5 717	664 GLASS	3 216	1 397	916
737 METALWORKING MACHNRY NES	5 754	24 542	15 663	682 COPPER	7 160	2 354	1 511
741 HEATING,COOLNG EQUIP,PART	32 104	83 099	53 542	683 NICKEL	5 762	4 775	3 100
742 PUMPS FOR LIQUIDS,PARTS	9 382	37 962	24 442	684 ALUMINIUM	12 996	1 818	1 159
743 PUMPS NES,CENTRIFUGS ETC	15 394	61 021	39 318	689 MISC.NON-FERR.BASE METAL	.	.	.
744 MECHANICAL HANDLING EQUIP	34 536	54 578	34 976	691 METALLIC STRUCTURES NES	2 800	952	603
745 OTH.NONELEC MCH,TOOL,NES	59 175	151 080	96 575	699 MANUFACTS.BASE METAL,NES	1 707	216	139
746 BALL OR ROLLER BEARINGS	9 545	26 483	16 328	711 STEAM GENER.BOILERS,ETC.	173	89	59
747 TAPS,COCKS,VALVES,ETC.	13 012	46 943	29 916	722 TRACTORS	947	153	101
748 TRANSMISSIONS SHAFTS ETC	7 216	22 135	14 249	723 CIVIL ENGINEERING EQUIPT	153	82	52
749 NON-ELECT MACH,PARTS,ETC	6 076	21 847	14 044	731 METAL REMOVAL WORK TOOLS	30	49	31
751 OFFICE MACHINES	1 921	8 592	5 494	747 TAPS,COCKS,VALVES,ETC.	28	51	31
752 AUTOMATC.DATA PROC.EQUIP	3 398	48 697	31 136	782 GOODS,SPCL TRANSPORT VEH	42	50	31
759 PARTS,FOR OFFICE MACHINES	922	14 047	8 933	784 PARTS,TRACTORS,MOTOR VEH	140	99	70
761 TELEVISION RECEIVERS ETC	10 786	34 584	22 065	811 PREFABRICATED BUILDINGS	1 659	137	87
762 RADIO-BROADCAST RECEIVER	874	10 095	6 424	821 FURNITURE,CUSHIONS,ETC.	38 075	7 101	4 528
763 SOUND RECORDER,PHONOGRPH	451	6 815	4 322	831 TRUNK,SUITCASES,BAG,ETC	4	48	32
764 TELECOMM.EQUIP,PARTS NES	10 168	164 352	105 580	841 MENS,BOYS CLOTHNG,X-KNIT	111	694	445
771 ELECT POWER MACHNRY,PARTS	7 138	20 581	13 083	842 WOMEN,GIRL CLOTHNG,XKNIT	78	302	190
772 ELEC SWITCH.RELAY.CIRCUIT	19 108	137 887	88 145	843 MENS,BOYS CLOTHING,KNIT	651	1 049	675
773 ELECTR DISTRIB. EQPT NES	52 972	56 641	36 426	844 WOMEN,GIRLS CLOTHNG,KNIT	15	69	46
774 ELECTRO-MEDCL,XRAY EQUIP	835	16 542	10 641	845 OTHR.TEXTILE APPAREL,NES	714	1 100	703
775 DOM.ELEC,NON-ELEC.EQUIPT	97 089	127 676	81 937	848 CLOTHNG,NONXTXL;HEADGEAR	6	78	53
776 TRANSISTORS,VALVES,ETC.	20 538	71 709	46 023	851 FOOTWEAR	133	251	162
778 ELECTRIC.MACH.APPART.NES	91 231	124 004	79 547	874 MEASURE,CONTROL INSTRMNT	17	77	49
781 PASS.MOTOR VEHCLS.EX.BUS	154 433	334 712	213 055	894 BABY CARRIAGE,TOYS,GAMES	36	46	30
782 GOODS,SPCL TRANSPORT VEH	35 610	60 879	39 355	896 WORKS OF ART,ANTIQUE ETC	21	92	59
783 ROAD MOTOR VEHICLES NES	14 356	39 467	24 794	899 MISC MANUFCTRD GOODS NES	2 065	1 868	1 279
784 PARTS,TRACTORS,MOTOR VEH	146 622	315 694	203 049				
785 CYCLES,MOTORCYCLES ETC.	5 861	5 388	3 519	EXPORTS	1 236 872	128 481	83 634
786 TRAILERS,SEMI-TRAILR,ETC	8 102	6 062	3 915				
791 RAILWAY VEHICLES.EQUIPNT	1 554	8 834	5 652	022 MILK AND CREAM	729	141	89
792 AIRCRAFT,ASSTOCD.EQUIPNT	2 613	100 747	63 560	041 WHEAT, MESLIN, UNMILLED	343 075	12 848	8 554
793 SHIP,BOAT,FLOAT.STRUCTRS	86 624	22 020	14 593	043 BARLEY, UNMILLED	409 659	12 088	7 982
800 CPL IND PLANT CHAP 90/94	42	1 672	1 049	045 OTHER CEREALS, UNMILLED	200 071	8 261	5 202
811 PREFABRICATED BUILDINGS	659	1 278	803	048 CEREAL PREPARATIONS	2 114	378	239
812 PLUMBNG,SANITRY,EQPT,ETC	10 913	11 923	7 720	061 SUGARS,MOLASSES,HONEY	158 463	16 223	10 899
813 LIGHTNG FIXTURES ETC.NES	1 617	10 179	6 462	071 COFFEE,COFFEE SUBSTITUTE	1 505	672	429
821 FURNITURE,CUSHIONS,ETC.	17 478	17 908	11 507	073 CHOCOLATE,OTH.COCOA PREP	771	391	253
831 TRUNK,SUITCASES,BAG,ETC	222	930	590	091 MARGARINE AND SHORTENING	481	70	47
841 MENS,BOYS CLOTHING,X-KNIT	507	3 793	2 408	098 EDIBLE PROD.PREPRNTS,NES	1 151	428	272
842 WOMEN,GIRL CLOTHNG,XKNIT	164	2 749	1 753	111 NON-ALCOHL.BEVERAGE,NES	445	52	35
843 MENS,BOYS CLOTHING,KNIT	134	242	145	112 ALCOHOLIC BEVERAGES	6 872	1 014	675
844 WOMEN,GIRLS CLOTHNG,KNIT	245	1 217	781	291 CRUDE ANIMAL MATERLS,NES		54	35
845 OTHR.TEXTILE APPAREL,NES	602	3 790	2 417	292 CRUDE VEG.MATERIALS, NES	28	53	33
846 CLOTHING ACCESSRS,FABRIC	1 871	9 279	5 981	334 PETROLEUM PRODUCTS	784	154	101
848 CLOTHNG,NONXTXL;HEADGEAR	1 568	9 636	6 162	335 RESIDUAL PETROL.PRODUCTS	740	67	46



## 7 IMPORTS AND EXPORTS (SPECIAL TRADE) BY COUNTRIES OF PRODUCTION AND CONSUMPTION AND BY GROUPS OF THE SITC-REV. III 1992

GROUP DESCRIPTION	DT = 100 KG	1 000 DM	1 000 \$	GROUP DESCRIPTION	DT = 100 KG	1 000 DM	1 000 \$
421 FIXED VEG.FAT,OILS, SOFT	713	87	56	899 MISC MANUFCTRD GOODS NES	30	227	142
431 ANIMAL,VEG.FATS,OILS,NES	1 923	87	57				
512 ALCOHOL,PHENOL,ETC.DERIV	1 504	318	206	LATVIA			
513 CARBOXYLIC ACIDS,DERIVS	434	56	36				
514 NITROGEN-FUNCT.COMPOUNDS	178	79	50	IMPORTS	6 992 614	285 370	185 800
531 SYNTH.COLOURS,LAKES,ETC.	108	266	170				
533 PIGMENTS, PAINTS, ETC.	3 862	846	559	001 LIVE ANIMALS	415	58	37
542 MEDICAMENTS	83	474	311	034 FISH,FRESH,CHILLED,FROZN	196	51	33
553 PERFUMERY,COSMETICS,ETC.	419	219	136	037 FISH ETC.PRPD,PRSD,NES	173	63	41
554 SOAP,CLEANERS,POLISH,ETC	358	61	39	059 FRUIT, VEGETABLE JUICES	6 668	934	603
562 FERTILIZER,EXCEPT GRP272	105	62	38	073 CHOCOLATE,OTH.COCOA PREP	777	112	69
571 POLYMERS OF ETHYLENE	263	52	33	081 ANIMAL FEED STUFF	18 791	977	623
573 POLYMERS,VINYL CHLORIDE	400	288	170	211 HIDES,SKINS(EX.FURS),RAW	3 088	510	331
574 POLYACETAL,POLYCARBONATE	112	88	44	212 FURSKINS, RAW	3 104	839	530
575 OTH.PLASTIC,PRIMARY FORM	1 511	668	432	247 WOOD ROUGH,ROUGH SQUARED	3 293	80	53
582 PLASTIC PLATE,SHEETS,ETC	241	137	93	248 WOOD, SIMPLY WORKED	122 856	4 234	2 706
592 STARCHES,INULIN,ETC.	1 029	295	185	251 PULP AND WASTE PAPER	3 589	139	92
597 PRPRD ADDITIVES,LIQUIDS	178	54	36	263 COTTON	3 115	312	200
598 MISC.CHEMICAL PRDTS,NES	990	352	229	267 OTHER MAN-MADE FIBRES	5 920	721	449
625 RUBBER TYRES,TUBES,ETC.	29 484	171	112	268 WOOL, OTHER ANIMAL HAIR	1 005	528	334
634 VENEERS, PLYWOOD, ETC.	152	107	66	269 WORN CLOTHING,TEXTL.ARTL	1 265	151	98
641 PAPER AND PAPERBOARD	1 324	530	346	273 STONE, SAND AND GRAVEL	128 359	248	159
642 PAPER,PAPERBOARD,CUT ETC	389	141	91	282 FERROUS WASTE AND SCRAP	1 234	162	108
651 TEXTILE YARN	71	186	120	288 NON-FERROUS WASTE,SCRAP	163 826	41 786	27 121
652 COTTON FABRICS, WOVEN	128	202	133	291 CRUDE ANIMAL MATERLS,NES	1 826	162	107
653 FABRICS,MAN-MADE FIBRES	393	1 314	847	322 BRIQUETTES,LIGNITE,PEAT	154 310	1 410	906
654 OTH.TEXTILE FABRIC,WOVEN	246	743	500	334 PETROLEUM PRODUCTS	6 069 425	171 447	112 375
655 KNIT.CROCHET.FABRIC NES	94	203	131	431 ANIMAL,VEG.FATS,OILS,NES	97	107	74
656 TULLE,LACE,EMBROIDRY,ETC	8	66	44	512 ALCOHOL,PHENOL,ETC.DERIV	1 500	252	174
657 SPECIAL YARN,TXTL.FABRIC	258	334	220	522 INORGANIC CHEM.ELEMENTS	117 226	2 351	1 418
658 TEXTILE ARTICLES NES	189	108	67	541 MEDICINES,ETC.EXC.GRP542	54	593	382
662 CLAY,REFRCT.CONSTR.MATRL	1 594	338	214	575 OTH.PLASTIC,PRIMARY FORM	7 203	1 213	786
663 MINERAL MANUFACTURES,NES	43	48	32	592 STARCHES,INULIN,ETC.	1 552	875	593
673 FLAT-ROLLED IRON ETC.	3 263	1 145	735	634 VENEERS, PLYWOOD, ETC.	9 737	1 008	653
681 SILVER,PLATINUM,ETC.	75	1 538	1 060	635 WOOD MANUFACTURES, NES	1 412	116	76
682 COPPER	48	74	45	651 TEXTILE YARN	342	195	121
691 METALLIC STRUCTURES NES	1 012	321	205	652 COTTON FABRICS, WOVEN	82	60	40
692 CONTAINERS,STORAGE,TRNSP	328	252	165	653 FABRICS,MAN-MADE FIBRES	165	140	89
695 TOOLS	54	282	178	654 OTH.TEXTILE FABRIC,WOVEN	310	186	124
697 HOUSEHOLD EQUIPMENT,NES	62	105	67	657 SPECIAL YARN,TXTL.FABRIC	403	56	37
699 MANUFACTS.BASE METAL,NES	264	234	148	658 TEXTILE ARTICLES NES	1 276	624	400
711 STEAM GENER.BUILDERS,ETC.	1 234	1 185	781	662 CLAY,REFRCT.CONSTR.MATRL	18 210	110	70
713 INTRNL COMBUS PSTN ENGIN	2 201	2 270	1 491	665 GLASSWARE	272	107	68
721 AGRIC.MACHINES,EX.TRACTR	1 708	2 082	1 367	671 PIG IRON,SPIEGELEISN,ETC	9 947	1 728	1 114
722 TRACTORS	164	154	105	675 FLAT-ROLLED, ALLOY STEEL	1 626	100	67
723 CIVIL ENGINEERING EQUIPT	946	1 550	985	676 IRON, STL.BAR,SHAPES ETC.	2 697	113	70
724 TEXTILE,LEATHER MACHINES	859	4 291	2 747	681 SILVER,PLATINUM,ETC.	10	148	94
726 PRINTNG,BOOKBINDNG MACHS	1 601	99	62	682 COPPER	17 224	5 432	3 493
727 FOOD-PROCESS.MCH.NON DOM	455	1 607	1 023	683 NICKEL	4 383	4 010	2 559
728 OTH.MACH,PTS,SPCL INDUST	5 626	1 447	923	684 ALUMINIUM	32 908	5 032	3 282
731 METAL REMOVAL WORK TOOLS	53	204	140	686 ZINC	8 478	1 358	866
733 MACH-TOOLS,METAL-WORKING	155	76	49	689 MISC.NON-FERR.BASE METAL	3 799	2 434	1 621
735 PARTS,NES,FOR MACH-TOOLS	26	80	51	691 METALLIC STRUCTURES NES	145	113	73
737 METALWORKING MACHNRY NES	68	64	42	692 CONTAINERS,STORAGE,TRNSP	322	77	49
741 HEATNG,COOLNG EQUIP,PART	650	1 231	774	693 WIRE PRODUCTS EXCL.ELECT	288	88	59
742 PUMPS FOR LIQUIDS,PARTS	76	286	182	695 TOOLS	5	89	56
743 PUMPS NES,CENTRIFUGS ETC	50	284	190	699 MANUFACTS.BASE METAL,NES	537	80	50
744 MECHANICAL HANDLING EQUIP	387	1 557	969	716 ROTATING ELECTRIC PLANT	784	2 863	1 826
745 OTH.NONELEC MCH,TOOL,NES	307	1 504	968	721 AGRIC.MACHINES,EX.TRACTR	44	85	53
747 TAPS,COCKS,VALVES,ETC.	33	227	142	722 TRACTORS	449	62	39
748 TRANSMISSIONS SHAFTS ETC	31	176	112	723 CIVIL ENGINEERING EQUIPT	621	168	104
749 NON-ELECT MACH.PARTS,ETC	130	456	299	724 TEXTILE,LEATHER MACHINES	350	260	157
751 OFFICE MACHINES	35	536	345	728 OTH.MACH,PTS,SPCL INDUST	221	188	120
752 AUTOMATC.DATA PROC.EQUIP	121	923	597	747 TAPS,COCKS,VALVES,ETC.	4	181	112
759 PARTS,FOR OFFICE MACHINS	36	135	86	748 TRANSMISSIONS SHAFTS ETC	2 322	489	318
761 TELEVISION RECEIVERS ETC	28	79	52	761 TELEVISION RECEIVERS ETC	303	393	248
762 RADIO-BROADCAST RECEIVER	59	184	118	764 TELECOMM.EQUIP.PARTS NES	1 223	416	266
763 SOUND RECORDER,PHONOGRPH	7	84	54	771 ELECT POWER MACHNRY,PARTS	235	275	175
764 TELECOMM.EQUIP.PARTS NES	9	388	243	775 DOM.ELEC, NON-ELEC.EQUIPT	4 839	2 006	1 333
772 ELEC.SWITCH.RELAY.CIRCUIT	28	179	112	778 ELECTRIC.MACH.APPART,NES	117	55	36
774 ELECTRO-MEDCL,XRAY EQUIP	79	724	487	781 PASS.MOTOR VEHCLS.EX.BUS	250	165	104
775 DOM.ELEC, NON-ELEC.EQUIPT	370	680	427	784 PARTS,TRACTORS,MOTOR VEH	75	490	326
776 TRANSISTORS,VALVES,ETC.		99	67	785 CYCLES,MOTORCYCLES ETC.	1 249	335	218
778 ELECTRIC.MACH.APPART,NES	231	408	254	791 RAILWAY VEHICLES.EQUIPNT	120	926	562
781 PASS.MOTOR VEHCLS.EX.BUS	7 124	14 546	9 446	811 PREFABRICATED BUILDINGS	837	68	45
782 GOODS,SPCL TRANSPORT VEH	2 945	1 111	720	821 FURNITURE,CUSHIONS,ETC.	27 932	6 166	3 956
783 ROAD MOTOR VEHICLES NES	729	1 164	742	841 MENS,BOYS CLOTHING,X-KNIT	320	1 592	1 051
784 PARTS,TRACTORS,MOTOR VEH	431	1 184	770	842 WOMEN,GIRL CLOTHING,XKNIT	195	965	628
786 TRAILERS,SEMI-TRAILR,ETC	1 247	521	336	844 WOMEN,GIRLS CLOTHNG.KNIT	93	421	288
812 PLUMBNG,SANITRY,EQPT,ETC	71	57	38	845 OTHR.TEXTILE APPAREL,NES	162	569	380
821 FURNITURE,CUSHIONS,ETC.	167	283	177	846 CLOTHING ACCESSRS,FABRIC	64	59	37
831 TRUNK,SUITCASES,BAG,ETC	13	57	36	851 FOOTWEAR	4 713	7 900	4 990
841 MENS,BOYS CLOTHING,X-KNIT	186	514	326	874 MEASURE,CONTROL INSTRMNT	315	1 762	1 114
842 WOMEN,GIRL CLOTHING,XKNIT	84	349	221	893 ARTICLES,NES,OF PLASTICS	298	50	32
843 MENS,BOYS CLOTHING,KNIT	107	600	392	894 BABY CARRIAGE,TOYS,GAMES	196	196	132
844 WOMEN,GIRLS CLOTHING,KNIT	59	184	115	897 GOLD,SILVERWARE,JEWL NES		92	62
845 OTHR.TEXTILE APPAREL,NES	42	461	302	899 MISC MANUFCTRD GOODS NES	38	50	32
846 CLOTHING ACCESSRS,FABRIC	33	170	105				
848 CLOTHING,NONTXTL;HEADGEAR	57	252	160	EXPORTS	1 361 851	199 840	130 799
851 FOOTWEAR	312	930	585				
872 MEDICAL INSTRUMENTS NES	72	671	449	017 MEAT,OFFL.PRPD,PRSD,NES	89	64	41
874 MEASURE,CONTROL INSTRMNT	5	235	145	022 MILK AND CREAM	254	50	35
891 ARMS AND AMMUNITION	10	76	49	024 CHEESE AND CURD	182	71	47
892 PRINTED MATTER	360	676	432	043 BARLEY, UNMILLED	347 650	13 152	8 875
893 ARTICLES,NES,OF PLASTICS	236	254	164	045 OTHER CEREALS, UNMILLED	748 067	27 714	18 608
894 BABY CARRIAGE,TOYS,GAMES	141	347	227	048 CEREAL PREPARATIONS	512	285	182
895 OFFICE,STATIONERY SUPPLS	17	50	32	057 FRUIT,NUTS EXCL.OIL NUTS	14 119	1 565	1 014
897 GOLD,SILVERWARE,JEWL NES	2	71	44	058 FRUIT,PRESERVED,PREPARED	659	149	95
898 MUSICAL INSTRUMENTS,ETC.	268	816	523	059 FRUIT, VEGETABLE JUICES	1 151	119	78



## 7 IMPORTS AND EXPORTS (SPECIAL TRADE) BY COUNTRIES OF PRODUCTION AND CONSUMPTION AND BY GROUPS OF THE SITC-REV. III 1992

GROUP DESCRIPTION	DT = 100 KG	1 000 DM	1 000 \$	GROUP DESCRIPTION	DT = 100 KG	1 000 DM	1 000 \$
061 SUGARS,MOLASSES,HONEY	45 332	2 126	1 458	773 ELECTR.DISTRIBT.EQPT NES	568	454	303
062 SUGAR CONFECTIONERY	322	135	83	775 DOM.ELEC.NON-ELEC.EQUIPT	405	831	527
071 COFFEE,COFFEE SUBSTITUTE	2 301	1 519	998	776 TRANSISTORS,VALVES,ETC.		50	31
072 COCOA	274	54	34	778 ELECTRIC.MACH.APPART.NES	576	1 713	1 098
073 CHOCOLATE,OTH.COCOA PREP	1 753	731	475	781 PASS.MOTOR VEHCLS.EX.BUS	12 175	28 563	18 747
081 ANIMAL FEED STUFF	346	50	31	782 GOODS,SPCL TRANSPORT VEH	5 112	3 146	2 067
091 MARGARINE AND SHORTENING	743	114	73	783 ROAD MOTOR VEHICLES NES	1 188	955	609
098 EDIBLE PROD.PREPRTRS,NES	1 856	753	493	784 PARTS,TRACTORS,MOTOR VEH	566	1 523	988
111 NON-ALCOHOL.BEVERAGE,NES	5 741	533	351	785 CYCLES,MOTORCYCLES ETC.	64	170	114
112 ALCOHOLIC BEVERAGES	16 694	3 299	2 159	786 TRAILERS,SEMI-TRAILR,ETC	1 425	548	354
122 TOBACCO, MANUFACTURED	1 366	1 504	991	811 PREFABRICATED BUILDINGS	85	81	54
222 OILSEED(SFT.FIX VEG.OIL)	80	46	30	812 PLUMBNG,SANITRY,EQPT.ETC	205	254	163
268 WOOL, OTHER ANIMAL HAIR	31	95	58	813 LIGHTNG FIXTURES ETC.NES	59	212	135
292 CRUDE VEG.MATERIALS, NES	161	126	77	821 FURNITURE,CUSHIONS,ETC.	1 085	1 440	921
334 PETROLEUM PRODUCTS	60 865	2 868	1 794	831 TRUNK,SUITCASES,BAG,ETC	135	340	217
511 HYDROCARBONS,NES,DERIVTS	56	49	32	841 MENS,BOYS CLOTHNG,X-KNIT	354	1 263	815
512 ALCOHOL-PHENOL,ETC.DERIV	4 561	975	639	842 WOMEN,GIRL CLOTHNG,XKNIT	349	1 418	913
515 ORGANO-INORGANIC COMPNDS	120	139	87	843 MENS,BOYS CLOTHNG,KNIT	21	118	79
516 OTHER ORGANIC CHEMICALS	56	129	81	844 WOMEN,GIRLS CLOTHNG,KNIT	21	139	92
523 METAL.SALTS,INORGAN.ACID	3 630	139	83	845 OTHR.TEXTILE APPAREL,NES	336	1 061	695
531 SYNTH.COLOURS, LAKES,ETC.	383	710	457	846 CLOTHING ACCESSRS,FABRIC	107	480	325
532 DYEING,TANNING MATERIALS	310	132	89	848 CLOTHNG,NONTXTL;HEADGEAR	28	291	190
533 PIGMENTS, PAINTS, ETC.	1 639	1 037	660	851 FOOTWEAR	3 307	4 960	3 160
541 MEDICINES,ETC.EXC.GRP542	51	341	218	872 MEDICAL INSTRUMENTS NES	32	151	98
542 MEDICAMENTS	230	656	429	873 METERS,COUNTERS,NES	49	108	69
551 ESSNTL.OIL, PERFUME, FLAVR	246	1 146	723	874 MEASURE,CONTROL INSTRMNT	97	945	607
553 PERFUMERY,COSMETICS,ETC.	679	861	559	881 PHOTOGRAPH APPAR.ETC.NES	57	218	145
554 SOAP,CLEANERS,POLISH,ETC	412	204	135	882 PHOTO.CINEMATOGRPH.SUPPL	339	539	348
572 POLYMERS OF STYRENE	649	86	55	884 OPTICAL GOODS NES		48	31
574 POLYACETAL,POLYCARBONATE	1 321	673	425	885 WATCHES AND CLOCKS	10	69	44
575 OTH.PLASTIC,PRIMARY FORM	1 662	917	585	891 ARMS AND AMMUNITION	328	2 936	1 902
582 PLASTIC PLATE, SHEETS,ETC	207	122	76	892 PRINTED MATTER	859	3 461	2 211
591 INSECTICIDES, ETC.	360	279	180	893 ARTICLES,NES,OF PLASTICS	1 475	971	627
592 STARCHES, INULIN,ETC.	282	177	114	894 BABY CARRIAGE,TOYS,GAMES	116	521	340
597 PREPRD ADDITIVES,LIQUIDS	882	597	392	895 OFFICE,STATIONERY SUPPLS	40	162	98
598 MISC.CHEMICAL PRODTS,NES	662	618	392	896 WORKS OF ART,ANTIQUE ETC	4	191	130
611 LEATHER	23	107	67	897 GOLD,SILVERWARE, JEWEL NES	49	254	166
621 MATERIALS OF RUBBER	234	241	154	898 MUSICAL INSTRUMENTS,ETC.	48	281	172
625 RUBBER TYRES,TUBES,ETC.	896	248	162	899 MISC.MANUFCTRD GOODS NES	133	580	432
629 ARTICLES OF RUBBER, NES	63	151	95	961 COIN NONGOLD NONCURRENT	5 717	10 723	7 146
634 VENEERS, PLYWOOD, ETC.	753	283	179				
635 WOOD MANUFACTURES, NES	649	180	114	LITHUANIA			
641 PAPER AND PAPERBOARD	256	155	97	IMPORTS	4 426 347	322 704	209 591
642 PAPER,PAPERBOARD,CUT ETC	676	251	159	001 LIVE ANIMALS	2 574	538	350
651 TEXTILE YARN	869	1 483	963	023 BUTTER,OTHER FAT OF MILK	221	46	31
652 COTTON FABRICS, WOVEN	1 027	1 067	698	024 CHEESE AND CURD	2 652	608	392
653 FABRICS,MAN-MADE FBRES	716	2 490	1 616	034 FISH,FRESH,CHILLED,FROZN	9 039	1 741	1 078
654 OTH.TEXTILE FABRIC,WOVEN	148	404	274	037 FISH ETC.PREPD,PRSTD,NES	683	449	299
655 KNIT,CROCHET,FABRIC NES	160	389	249	054 VEGETABLES	15 838	8 652	5 686
656 TULLE,LACE,EMBROIDRY,ETC	24	156	97	056 VEGETABLES,PRPD,PRSTD,NES	15	49	30
657 SPECIAL YARN,TXTL.FABRIC	1 682	1 021	640	057 FRUIT,NUTS EXCL.OIL NUTS	17 683	2 364	1 596
658 TEXTILE ARTICLES NES	51	188	121	058 FRUIT,PRESERVED,PREPARED	1 179	256	172
659 FLOOR COVERINGS, ETC.	162	207	133	059 FRUIT,VEGETABLE JUICES	11 392	2 732	1 729
662 CLAY,REFRCT.CONSTR.MATRL	1 121	255	171	061 SUGARS,MOLASSES,HONEY	660	92	58
663 MINERAL MANUFACTURES,NES	968	332	218	072 COCOA	160	94	59
664 GLASS	60	89	57	081 ANIMAL FEED STUFF	6 321	378	237
665 GLASSWARE	120	65	40	211 HIDES,SKINS(EX.FURS),RAW	3 685	577	370
666 POTTERY	54	56	34	222 OILSEED(SFT.FIX VEG.OIL)	9 520	319	192
673 FLAT-ROLLED IRON ETC.	2 004	99	62	223 OILSEED(OTH.FIX.VEG.OIL)	1 644	299	199
679 TUBES,PIPES,ETC.IRON,STL	509	48	31	232 SYNTHETIC RUBBER, ETC.	2 115	88	55
684 ALUMINIUM	154	136	90	248 WOOD, SIMPLY WORKED	82 512	2 423	1 563
691 METALLIC STRUCTURES NES	379	273	179	251 PULP AND WASTE PAPER	2 703	183	121
692 CONTAINERS, STORAGE, TRNSP	160	655	445	263 COTTON	1 133	110	71
694 NAILS,SCREWS,NUTS,ETC.	43	63	42	268 WOOL, OTHER ANIMAL HAIR	244	272	171
695 TOOLS	162	917	590	273 STONE, SAND AND GRAVEL	941 810	1 567	1 020
696 CUTLERY	17	51	37	278 OTHER CRUDE MINERALS	5	167	109
697 HOUSEHOLD EQUIPMENT,NES	139	297	191	282 FERROUS WASTE AND SCRAP	32 660	2 789	1 809
699 MANUFACTS.BASE METAL,NES	223	529	335	284 NICKEL ORES,CONCTR,MATTE	100	59	40
711 STEAM GENER. BOILERS,ETC.	919	1 847	1 241	288 NON-FERROUS WASTE,SCRAP	606 908	159 961	104 339
713 INTRNL COMBUS PSTN ENGIN	308	1 663	1 061	289 PREC.METAL ORES,CONCTRITS	158	1 358	869
716 ROTATING ELECTRIC PLANT	33	65	42	291 CRUDE ANIMAL MATERLS,NES	21 495	1 922	1 252
721 AGRIC.MACHINES,EX.TRACTR	1 507	2 420	1 587	292 CRUDE VEG.MATERIALS, NES	2 653	525	345
722 TRACTORS	117	107	67	322 BRIQUETTES,LIGNITE,PEAT	98 974	1 008	641
723 CIVIL ENGINEERING EQUIPT	263	517	342	325 COKE,SEMI-COKE,RET.CARBON	117 170	1 400	938
724 TEXTILE,LEATHER MACHINES	263	2 427	1 560	334 PETROLEUM PRODUCTS	809 818	20 219	13 088
726 PRINTNG,BOOKBINDNG MACHS	496	1 236	823	515 ORGANO-INORGANIC COMPNDS	1 246	452	300
727 FOOD-PROCESS.MCH.NON DOM	68	425	287	516 OTHER ORGANIC CHEMICALS		162	102
728 OTH.MACH,PTS,SPCL INDUST	3 191	5 737	3 674	522 INORGANIC CHEM.ELEMENTS	368 742	7 840	4 779
731 METAL REMOVAL WORK TOOLS	51	70	47	551 ESSNTL.OIL, PERFUME, FLAVR	229	60	37
733 MACH-TOOLS,METAL-WORKING	30	71	45	562 FERTILIZER,EXCEPT GRP272	862 204	14 394	9 295
737 METALWORKING MACHNRY NES	35	98	58	592 STARCHES, INULIN,ETC.	4 034	2 267	1 509
741 HEATNG,COOLNG EQUIP,PART	300	1 516	1 005	598 MISC.CHEMICAL PRODTS,NES	4 683	402	267
742 PUMPS FOR LIQUIDS,PARTS	140	153	96	611 LEATHER	1 391	372	235
743 PUMPS NES,CENTRIFUGS ETC	394	748	475	634 VENEERS, PLYWOOD, ETC.	17 738	514	319
744 MECHANICAL HANDLING EQUIP	810	1 940	1 264	635 WOOD MANUFACTURES, NES	2 696	189	120
745 OTH.NONELEC.MCH.TOOL,NES	442	2 366	1 545	641 PAPER AND PAPERBOARD	1 815	111	74
746 BALL OR ROLLER BEARINGS	11	90	57	651 TEXTILE YARN	741	533	348
747 TAPS,COCKS,VALVES,ETC.	22	146	95	652 COTTON FABRICS, WOVEN	367	283	189
748 TRANSMISSIONS SHAFTS ETC	201	380	245	657 SPECIAL YARN,TXTL.FABRIC	504	162	103
749 NON-ELECT.MACH.PARTS,ETC	148	513	337	658 TEXTILE ARTICLES NES	234	151	99
751 OFFICE MACHINES	62	995	659	661 LIME,CEMENT,CONSTR.MATRL	90 444	608	381
752 AUTOMATC.DATA PROC.EQUIP	171	3 224	2 054	664 GLASS	2 524	80	51
759 PARTS,FOR OFFICE MACHINS	43	433	278	671 PIG IRON,SPIEGELEISN,ETC	1 662	254	161
761 TELEVISION RECEIVERS ETC	117	380	238	673 FLAT-ROLLED IRON ETC.	10 848	308	193
762 RADIO-BROADCAST RECEIVER	49	182	116	678 WIRE OF IRON OR STEEL	11 397	540	352
763 SOUND RECORDER,PHONOGRPH	47	697	444	679 TUBES,PIPES,ETC.IRON,STL	1 728	158	102
764 TELECOMM.EQUIP.PARTS NES	143	2 964	1 909	681 SILVER,PLATINUM,ETC.		203	130
771 ELECT POWER MACHNY.PARTS	63	107	66				
772 ELEC.SWITCH.RELAY.CIRCUT	63	314	196				



## 7 IMPORTS AND EXPORTS (SPECIAL TRADE) BY COUNTRIES OF PRODUCTION AND CONSUMPTION AND BY GROUPS OF THE SITC-REV. III 1992

GROUP DESCRIPTION	DT = 100 KG	1 000 DM	1 000 \$	GROUP DESCRIPTION	DT = 100 KG	1 000 DM	1 000 \$
882 COPPER	103 303	28 513	18 549	655 KNIT,CROCHET,FABRIC NES	207	484	312
883 NICKEL	12 291	9 374	6 076	656 TULLE,LACE,EMBROIDRY,ETC	41	221	142
684 ALUMINIUM	38 816	5 427	3 502	657 SPECIAL YARN,TXTL,FABRIC	361	1 173	747
685 LEAD	2 058	149	95	658 TEXTILE ARTICLES NES	206	215	142
686 ZINC	11 087	1 429	946	659 FLOOR COVERINGS, ETC.	361	241	154
687 TIN	656	417	266	662 CLAY,REFRCT.CONSTR.MATRL	266	59	38
689 MISC.NON-FERR.BASE METAL	.	.	.	665 GLASSWARE	190	95	63
691 METALLIC STRUCTURES NES	884	144	93	666 POTTERY	8	49	31
694 NAILS,SCREWS,NUTS,ETC.	8 353	371	242	679 TUBES,PIPES,ETC.IRON,STL	384	116	77
695 TOOLS	12	217	138	682 COPPER	200	74	49
697 HOUSEHOLD EQUIPMENT,NES	261	93	59	683 NICKEL	259	114	71
699 MANUFACTS.BASE METAL,NES	16 165	1 411	924	684 ALUMINIUM	387	963	646
722 TRACTORS	6 095	1 167	759	687 TIN	186	82	52
731 METAL REMOVAL WORK TOOLS	312	317	210	691 METALLIC STRUCTURES NES	287	464	316
745 OTH.NONELEC MCH,TOOL,NES	42	143	88	693 WIRE PRODUCTS EXCL.ELECT	87	50	32
772 ELEC.SWITCH,RELAY,CIRCUIT	38	95	63	695 TOOLS	267	471	301
781 PASS.MOTOR VEHCLS.EX.BUS	329	188	123	697 HOUSEHOLD EQUIPMENT,NES	61	97	58
782 GOODS,SPCL TRANSPORT VEH	30	110	67	699 MANUFACTS.BASE METAL,NES	266	546	351
786 TRAILERS,SEMI-TRAILR,ETC	204	122	81	713 INTRNL COMBUS PSTN ENGIN	455	2 485	1 657
811 PREFABRICATED BUILDINGS	1 022	180	117	716 ROTATING ELECTRIC PLANT	173	614	374
813 LIGHTNG FIXTURES ETC,NES	261	69	43	718 OTH.POWR.GENRTNG.MACHNRY	28	127	80
821 FURNITURE,CUSHIONS,ETC.	2 336	386	246	721 AGRIC.MACHINES,EX.TRACTR	2 792	5 125	3 379
831 TRUNK,SUITCASES,BAG,ETC	205	88	59	722 TRACTORS	1 287	552	353
841 MENS,BOYS CLOTHING,X-KNIT	1 441	6 122	3 960	723 CIVIL ENGINEERING EQUIPT	46	54	34
842 WOMEN,GIRL CLOTHING,XKNIT	1 365	4 170	2 720	724 TEXTILE,LEATHER MACHINES	381	1 689	1 103
843 MENS,BOYS CLOTHING,KNIT	228	280	181	725 PAPER,PULP MILL MACHINES	798	887	601
844 WOMEN,GIRLS CLOTHING,KNIT	54	265	170	726 PRINTNG,BOOKBINDNG MACHS	1 368	5 487	3 679
845 OTHR.TEXTILE APPAREL,NES	605	2 614	1 751	727 FOOD-PROCESS.MCH.NON DOM	1 071	6 485	4 046
851 FOOTWEAR	611	945	635	728 OTH.MACH,PTS,SPCL INDUST	653	1 451	949
871 OPTICAL INSTRUMENTS,NES	6	70	45	731 METAL REMOVAL WORK TOOLS	291	188	125
872 MEDICAL INSTRUMENTS NES	7	44	30	733 MACH-TOOLS,METAL-WORKING	333	357	230
874 MEASURE,CONTROL INSTRMNT	33	106	70	741 HEATING,COOLNG EQUIP,PART	2 816	8 192	5 258
893 ARTICLES,NES,OF PLASTICS	217	66	43	742 PUMPS FOR LIQUIDS,PARTS	275	1 050	692
894 BABY CARRIAGE,TOYS,GAMES	242	114	73	743 PUMPS NES,CENTRIFUGS ETC	154	782	507
896 WORKS OF ART,ANTIQUE ETC	7	126	81	744 MECHANICAL HANDLING EQUIP	260	499	316
899 MISC MANUFACTRD GOODS NES	103	108	69	745 OTH.NONELEC MCH,TOOL,NES	333	2 477	1 545
961 COIN NONGOLD NONCURRENT	56	430	277	746 BALL OR ROLLER BEARINGS	39	130	85
971 GOLD,NONMONTY EXCL ORES	4	193	122	747 TAPS,COCKS,VALVES,ETC.	41	220	137
				748 TRANSMISSIONS SHAFTS ETC	209	793	520
EXPORTS	2 519 681	256 407	167 265	749 NON-ELECT MACH.PARTS,ETC	137	511	330
017 MEAT,OFFL.PRPD,PRSD,NES	1 774	459	299	751 OFFICE MACHINES	51	614	389
041 WHEAT, MESLIN, UNMILLED	1 342 569	52 355	34 093	752 AUTOMATC.DATA PROC.EQUIP	254	3 717	2 411
043 BARLEY, UNMILLED	602 291	20 867	14 063	759 PARTS,FOR OFFICE MACHINS	15	236	147
045 OTHER CEREALS, UNMILLED	235 948	5 924	3 753	761 TELEVISION RECEIVERS ETC	231	747	481
048 CEREAL PREPARATIONS	550	245	159	762 RADIO-BROADCAST RECEIVER	23	760	469
054 VEGETABLES	332	136	94	763 SOUND RECORDER,PHONOGRPH	12	113	78
056 VEGETABLES,PRPD,PRSD,NES	359	68	46	764 TELECOMM.EQUIP,PARTS NES	118	2 384	1 574
057 FRUIT,NUTS EXCL.OIL NUTS	6 378	574	377	771 ELECT POWER MACHNY,PARTS	16	63	39
058 FRUIT,PRESERVED,PREPARED	1 195	127	83	772 ELEC.SWITCH.RELAY.CIRCUIT	20	160	104
059 FRUIT, VEGETABLE JUICES	1 299	157	104	773 ELECTR.DISTRIBT.EQPT NES	212	206	135
061 SUGARS,MOLASSES,HONEY	129 015	8 883	5 727	774 ELECTRO-MEDCL,XRAY EQUIP	12	395	260
062 SUGAR CONFECTIONERY	365	184	120	775 DOM.ELEC,NON-ELEC.EQUIPT	532	1 049	676
071 COFFEE,COFFEE SUBSTITUTE	2 630	989	642	776 TRANSISTORS,VALVES,ETC.	1	46	31
072 COCOA	363	153	104	778 ELECTRIC.MACH.APPART,NES	368	1 078	689
073 CHOCOLATE,OTH.COCOA PREP	3 143	1 459	958	781 PASS.MOTOR VEHCLS.EX.BUS	8 846	12 677	8 281
081 ANIMAL FEED STUFF	28 491	1 937	1 334	782 GOODS,SPCL TRANSPORT VEH	7 502	3 251	2 089
091 MARGARINE AND SHORTENING	829	123	77	783 ROAD MOTOR VEHICLES NES	4 551	2 413	1 520
098 EDIBLE PROD.PREPRNTS,NES	3 887	1 490	989	784 PARTS,TRACTORS,MOTOR VEH	1 393	2 709	1 777
111 NON-ALCOHOL.BEVERAGE,NES	2 328	247	165	785 CYCLES,MOTORCYCLES ETC.	317	321	200
112 ALCOHOLIC BEVERAGES	14 608	2 354	1 553	786 TRAILERS,SEMI-TRAILR,ETC	2 820	1 025	661
122 TOBACCO, MANUFACTURED	2 201	4 968	3 354	791 RAILWAY VEHICLES.EQUIPNT	2 173	4 340	2 910
232 SYNTHETIC RUBBER, ETC.	2 707	339	218	793 SHIP,BOAT,FLOAT.STRUCTRS	34	82	57
251 PULP AND WASTE PAPER	1 370	108	65	811 PREFABRICATED BUILDINGS	920	241	155
268 WOOL, OTHER ANIMAL HAIR	454	571	353	812 PLUMBNG,SANITRY,EQPT,ETC	57	127	82
269 WORN CLOTHING,TEXTL,ARTL.	647	165	106	813 LIGHTNG FIXTURES ETC,NES	45	78	48
278 OTHER CRUDE MINERALS	466	140	96	821 FURNITURE,CUSHIONS,ETC.	733	839	541
291 CRUDE ANIMAL MATERLS,NES	340	77	50	831 TRUNK,SUITCASES,BAG,ETC	45	230	150
292 CRUDE VEG.MATERIALS, NES	78	60	39	841 MENS,BOYS CLOTHING,X-KNIT	196	802	499
334 PETROLEUM PRODUCTS	3 527	538	342	842 WOMEN,GIRL CLOTHING,XKNIT	379	1 580	1 030
421 FIXED VEG.FAT,OILS, SOFT	2 570	333	206	843 MENS,BOYS CLOTHING,KNIT	27	65	43
512 ALCOHOL,PHENOL,ETC.DERIV	746	201	129	844 WOMEN,GIRLS CLOTHING,KNIT	41	195	129
515 ORGANO-INORGANIC COMPNDS	54	80	51	845 OTHR.TEXTILE APPAREL,NES	199	799	510
522 INORGANIC CHEM.ELEMENTS	14 681	419	281	846 CLOTHING ACCESSRS,FABRIC	261	652	431
531 SYNTH.COLOURS,LAKES,ETC.	381	1 164	749	848 CLOTHING,NONXTXL,HEADGEAR	150	796	526
533 PIGMENTS, PAINTS, ETC.	7 361	1 833	1 222	851 FOOTWEAR	759	2 073	1 313
541 MEDICINES,ETC.EXC.GRP542	29	710	467	871 OPTICAL INSTRUMENTS,NES	2	112	76
542 MEDICAMENTS	869	5 359	3 573	872 MEDICAL INSTRUMENTS NES	241	2 493	1 633
553 PERFUMERY,COSMETICS,ETC.	1 004	662	430	874 MEASURE,CONTROL INSTRMNT	64	1 705	1 141
554 SOAP,CLEANERS,POLISH,ETC	650	465	311	881 PHOTOGRAPH APPAR,ETC,NES	7	110	68
572 POLYMERS OF STYRENE	300	86	58	882 PHOTO.CINEMATOGPH.SUPPL	23	54	34
574 POLYACETAL,POLYCARBONATE	3 203	1 089	712	884 OPTICAL GOODS NES	3	101	63
575 OTH.PLASTIC,PRIMARY FORM	2 367	1 337	840	885 WATCHES AND CLOCKS	185	60	37
581 PLASTIC TUBE,PIPE,HOSE	401	1 102	724	891 ARMS AND AMMUNITION	1 058	1 749	1 141
582 PLASTIC PLATE,SHEETS,ETC	651	307	200	892 PRINTED MATTER	2 724	1 834	1 162
583 MONOFILAMENT OF PLASTICS	168	204	136	893 ARTICLES,NES,OF PLASTICS	125	1 398	923
591 INSECTICIDES, ETC.	1 808	1 181	735	894 BABY CARRIAGE,TOYS,GAMES	13	215	136
592 STARCHES,INULIN,ETC.	1 354	318	218	895 OFFICE,STATIONERY SUPPLS	15	147	96
597 PREPRD ADDITIVES,LIQUIDS	438	238	157	896 WORKS OF ART,ANTIQUE ETC	63	182	101
598 MISC.CHEMICAL PRDCTS,NES	5 598	1 944	1 276	898 MUSICAL INSTRUMENTS,ETC.	286	286	182
625 RUBBER TYRES,TUBES,ETC.	2 468	284	184	899 MISC MANUFACTRD GOODS NES	169	704	451
629 ARTICLES OF RUBBER, NES	78	178	112				
635 WOOD MANUFACTURES, NES	1 236	232	147	SOVIET UNION			
641 PAPER AND PAPERBOARD	2 832	610	392	IMPORTS	126 103 082	4 036 726	2 484 200
642 PAPER,PAPERBOARD,CUT ETC	410	161	107				
651 TEXTILE YARN	658	1 484	963	001 LIVE ANIMALS	507	357	221
652 COTTON FABRICS, WOVEN	369	777	503	034 FISH,FRESH,CHILLED,FROZN	34 375	15 455	9 577
653 FABRICS,MAN-MADE FIBRES	2 441	6 994	4 589	035 FISH,DRIED,SALTED,SMOKED	110	144	91
654 OTH.TEXTILE FABRIC,WOVEN	280	1 023	681	037 FISH ETC.PRPD,PRSD,NES	481	4 131	2 551



7 IMPORTS AND EXPORTS (SPECIAL TRADE) BY COUNTRIES OF PRODUCTION AND CONSUMPTION AND BY GROUPS OF THE SITC-REV. III 1992

GROUP DESCRIPTION	DT = 100 KG	1 000 DM	1 000 \$	GROUP DESCRIPTION	DT = 100 KG	1 000 DM	1 000 \$
045 OTHER CEREALS, UNMILLED	3 855	144	87	676 IRON, STL. BAR, SHAPES ETC.	114 732	9 276	5 717
048 CEREAL PREPARATIONS	2 156	586	360	677 RAILWAY TRACK IRON, STEEL	442	86	54
054 VEGETABLES	7 083	2 172	1 349	678 WIPE OF IRON OR STEEL	5 636	325	201
056 VEGETABLES, PRPD, PRSVD, NES	1 772	299	182	679 TUBES, PIPES, ETC. IRON, STL	16 105	1 724	1 057
057 FRUIT, NUTS EXCL. OIL NUTS	18 850	3 108	1 937	681 SILVER, PLATINUM, ETC.	9	27 443	16 807
058 FRUIT, PRESERVED, PREPARED	3 077	509	313	682 COPPER	610 512	218 940	134 059
059 FRUIT, VEGETABLE JUICES	78 368	22 175	13 625	683 NICKEL	33 161	39 393	24 318
061 SUGARS, MOLASSES, HONEY	37 405	2 074	1 270	684 ALUMINIUM	553 895	111 201	68 208
062 SUGAR CONFECTIONERY	247	51	32	685 LEAD	4 471	347	211
071 COFFEE, COFFEE SUBSTITUTE	62	98	62	686 ZINC	25 760	4 499	2 731
073 CHOCOLATE, OTH. COCOA PREP	175	87	51	687 TIN	443	338	241
075 SPICES	2 829	191	119	689 MISC. NON-FERR. BASE METAL	.	.	.
081 ANIMAL FEED STUFF	888	63	38	691 METALLIC STRUCTURES NES	1 432	306	187
112 ALCOHOLIC BEVERAGES	20 171	9 370	5 768	692 CONTAINERS, STORAGE, TRNSP	753	167	104
121 TOBACCO, UNMANUFACTURED	202	53	34	694 NAILS, SCREWS, NUTS, ETC.	2 472	404	249
211 HIDES, SKINS (EX. FURS), RAW	23 758	3 409	2 095	695 TOOLS	539	1 069	665
212 FURSKINS, RAW	317	6 808	4 135	697 HOUSEHOLD EQUIPMENT, NES	314	113	68
232 SYNTHETIC RUBBER, ETC.	72 709	7 659	4 695	699 MANUFACT. BASE METAL, NES	21 535	2 013	1 236
245 FUEL WOOD, WOOD CHARCOAL	5 935	99	60	713 INTRNL COMBUS PSTN ENGIN	5 600	6 295	3 840
247 WOOD ROUGH, ROUGH SQUARED	58 484	602	374	714 ENGINES, MOTORS NON-ELECT	165	192	119
248 WOOD, SIMPLY WORKED	923 050	52 993	32 707	716 ROTATING ELECTRIC PLANT	787	790	482
251 PULP AND WASTE PAPER	182 469	11 959	7 338	721 AGRIC. MACHINES, EX. TRACTR	719	183	111
263 COTTON	290 231	62 480	38 396	722 TRACTORS	7 218	2 222	1 374
266 SYNTHETIC FIBRES	18 113	2 935	1 810	723 CIVIL ENGINEERING EQUIPT	9 553	3 162	1 941
267 OTHER MAN-MADE FIBRES	40 395	2 841	1 742	724 TEXTILE, LEATHER MACHINES	477	788	480
268 WOOL, OTHER ANIMAL HAIR	5 363	2 436	1 478	726 PRINTING, BOOKBINDING MACHS	1 098	2 315	1 422
272 FERTILIZERS, CRUDE	.	.	.	728 OTH. MACH. PTS, SPCL INDUST	11 797	3 145	1 554
273 STONE, SAND AND GRAVEL	250 471	509	309	731 METAL REMOVAL WORK TOOLS	7 936	6 348	3 862
277 NATURAL ABRASIVES, NES	34 108	867	43	733 MACH-TOOLS, METAL-WORKING	2 130	1 005	623
278 OTHER CRUDE MINERALS	34 108	867	525	735 PARTS, NES, FOR MACH-TOOLS	1 288	420	257
281 IRON ORE, CONCENTRATES	581 134	2 633	1 620	741 HEATING, COOLING EQUIP, PART	739	961	603
282 FERROUS WASTE AND SCRAP	85 870	10 041	6 151	742 PUMPS FOR LIQUIDS, PARTS	34	221	135
283 COPPER ORES, CONCENTRATES	30 590	1 690	1 043	743 PUMPS NES, CENTRIFUGS ETC	110	128	81
284 NICKEL ORES, CONCTR, MATTE	141	160	102	744 MECHANICAL HANDLING EQUIP	1 644	517	315
285 ALUMINIUM ORE, CONCTR, ETC	1 152	65	40	745 OTH. NONELEC MCH, TOOL, NES	496	1 710	1 032
288 NON-FERROUS WASTE, SCRAP	187 391	38 748	23 840	746 BALL OR ROLLER BEARINGS	2 983	2 105	1 292
289 PREC. METAL ORES, CONCTR	5	1 350	856	747 TAPS, COCKS, VALVES, ETC.	1 158	1 821	1 125
291 CRUDE ANIMAL MATERIALS, NES	32 117	3 974	2 442	748 TRANSMISSIONS SHAFTS ETC	393	375	230
292 CRUDE VEG. MATERIALS, NES	8 554	3 096	1 890	749 NON-ELECT MACH. PARTS, ETC	378	152	92
321 COAL, NOT AGGLOMERATED	796 269	6 234	3 849	752 AUTOMATC. DATA PROC. EQUIP	60	363	224
322 BRIQUETTES, LIGNITE, PEAT	101 818	705	428	759 PARTS, FOR OFFICE MACHINS	346	3 089	1 884
325 COKE, SEMI-COKE, RET. CARBN	181 364	2 243	1 374	764 TELECOMM. EQUIP, PARTS NES	339	290	180
333 PETROLEUM OILS, CRUDE	46 109 789	959 923	590 644	771 ELECT POWER MACHNY, PARTS	1 746	1 068	656
334 PETROLEUM PRODUCTS	15 083 737	430 753	265 897	772 ELEC. SWITCH, RELAY, CIRCUIT	275	2 376	1 457
335 RESIDUAL PETROL. PRODUCTS	123 699	2 585	1 591	774 ELECTRO-MEDCL. XRAY EQUIP	52	238	144
411 ANIMAL OILS AND FATS	5 467	274	174	775 DOM. ELEC. NON-ELEC. EQUIPT	13 305	4 416	2 700
511 HYDROCARBONS, NES, DERIVTS	286 349	19 159	11 802	776 TRANSISTORS, VALVES, ETC.	100	461	279
512 ALCOHOL, PHENOL, ETC. DERIV	64 011	1 600	995	778 ELECTRIC MACH. APPART, NES	3 487	1 547	950
513 CARBOXYLIC ACIDS, DERIVTS	3 053	488	297	781 PASS. MOTOR VEHCLS. EX. BUS	239 452	138 470	85 424
514 NITROGEN-FUNCT. COMPOUNDS	6 642	589	360	782 GOODS, SPCL TRANSPORT VEH	2 853	1 657	1 010
515 ORGANO-INORGANIC COMPNDS	6 863	4 040	2 474	783 ROAD MOTOR VEHICLES NES	135	109	69
516 OTHER ORGANIC CHEMICALS	6 829	1 329	818	784 PARTS, TRACTORS, MOTOR VEH	9 049	5 151	3 165
522 INORGANIC CHEM. ELEMENTS	420 547	17 834	11 075	785 CYCLES, MOTORCYCLES ETC.	712	642	394
523 METAL. SALTS, INORGAN. ACID	8 419	2 118	1 300	786 TRAILERS, SEMI-TRAILR, ETC	11 561	1 377	840
524 OTHER CHEMICAL COMPOUNDS	70 429	6 060	3 724	791 RAILWAY VEHICLES, EQUIPNT	72 788	17 339	10 641
525 RADIO-ACTIVE MATERIALS	283	659	402	792 AIRCRAFT, ASSOCTD. EQUIPNT	36	636	385
531 SYNTH. COLOURS, LAKES, ETC.	34	122	74	793 SHIP, BOAT, FLOAT. STRUCTRS	513 781	135 066	83 353
533 PIGMENTS, PAINTS, ETC.	31	47	30	811 PREFABRICATED BUILDINGS	748	67	42
541 MEDICINES, ETC. EXC. GRP542	496	1 572	953	813 LIGHTING FIXTURES ETC. NES	60	56	36
542 MEDICAMENTS	36	285	178	821 FURNITURE, CUSHIONS, ETC.	73 786	14 509	8 910
551 ESSENT. OIL, PERFUME, FLAVR	2 112	732	449	841 MENS, BOYS CLOTHING, X-KNIT	1 292	4 322	2 624
562 FERTILIZER, EXCEPT GRP272	374 059	7 932	4 840	842 WOMEN, GIRL CLOTHING, XKNIT	2 708	11 696	7 142
571 POLYMERS OF ETHYLENE	430	55	34	843 MENS, BOYS CLOTHING, KNIT	82	123	74
573 POLYMERS, VINYL CHLORIDE	15 844	1 505	921	844 WOMEN, GIRLS CLOTHING, KNIT	7	151	91
574 POLYACETAL, POLYCARBONATE	891	242	149	845 OTHR. TEXTILE APPAREL, NES	378	1 019	622
575 OTH. PLASTIC, PRIMARY FORM	3 178	619	388	846 CLOTHING ACCESSRS, FABRIC	153	242	147
579 PLASTIC WASTE, SCRAP ETC	2 946	999	615	848 CLOTHING, NONTXL; HEADGEAR	15	693	425
582 STARCHES, INULIN, ETC.	13 159	5 440	3 343	851 FOOTWEAR	4 228	8 384	5 180
597 PREPRED ADDITIVES, LIQUIDS	400	52	31	871 OPTICAL INSTRUMENTS, NES	312	970	605
598 MISC. CHEMICAL PRODTS, NES	50 469	2 926	1 806	872 MEDICAL INSTRUMENTS NES	13	101	64
611 LEATHER	4 830	2 140	1 323	874 MEASURE, CONTROL INSTRMNT	224	2 809	1 694
613 FURSKINS, TANNED, DRESSED	44	1 214	741	881 PHOTOGRAPH APPAR. ETC. NES	14	68	41
621 MATERIALS OF RUBBER	3 105	371	228	882 PHOTO. CINEMATOGPH. SUPPL	100	163	103
625 RUBBER TYRES, TUBES, ETC.	2 037	403	248	883 CINE. FILM EXPOSD. DEVELOPD	5	96	60
629 ARTICLES OF RUBBER, NES	77	47	31	884 OPTICAL GOODS NES	.	60	38
634 VENEERS, PLYWOOD, ETC.	112 244	8 125	4 997	885 WATCHES AND CLOCKS	351	352	220
635 WOOD MANUFACTURES, NES	5 961	631	387	891 ARMS AND AMMUNITION	218	326	199
641 PAPER AND PAPERBOARD	153 331	9 036	5 538	892 PRINTED MATTER	295	512	315
642 PAPER, PAPERBOARD, CUT ETC	6	106	65	893 ARTICLES, NES, OF PLASTICS	591	306	187
651 TEXTILE YARN	5 674	1 967	1 211	894 BABY CARRIAGE, TOYS, GAMES	340	286	175
652 COTTON FABRICS, WOVEN	4 759	2 487	1 537	896 WORKS OF ART, ANTIQUE ETC	65	4 100	2 530
653 FABRICS, MAN-MADE FIBRES	2 927	2 738	1 670	897 GOLD, SILVERWARE, JEWEL NES	2	477	291
654 OTH. TEXTILE FABRIC, WOVEN	514	449	277	898 MUSICAL INSTRUMENTS, ETC.	265	375	227
655 KNIT, CROCHET, FABRIC NES	732	610	376	899 MISC MANUFCTRD GOODS NES	2 328	425	259
657 SPECIAL YARN, TXTL. FABRIC	819	392	241	961 COIN NONMONTRY EXCL ORES	33	1 494	915
658 TEXTILE ARTICLES NES	1 237	789	487	971 GOLD, NONMONTRY EXCL ORES	58	54 480	32 945
659 FLOOR COVERINGS, ETC.	728	6 542	3 996	972 MONETARY GOLD, GOLD COINS	.	1 955	1 201
661 LIME, CEMENT, CONSTR. MATRL	445	91	55	EXPORTS	37 313 078	5 299 653	3 260 333
662 CLAY, REFRCT. CONSTR. MATRL	1 224	82	50	001 LIVE ANIMALS	3 528	1 371	833
663 MINERAL MANUFACTURES, NES	43	2 253	1 424	011 BOVINE MEAT	730 061	180 972	113 494
664 GLASS	8 036	492	307	012 OTHER MEAT, MEAT OFFAL	97 484	23 546	14 515
665 GLASSWARE	615	173	241	017 MEAT, OFFL, PRPD, PRSVD, NES	29 964	16 889	10 434
666 POTTERY	1 866	391	180	022 MILK AND CREAM	130 212	49 534	30 344
667 PEARLS, PRECIOUS STONES	.	.	29	023 BUTTER, OTHER FAT OF MILK	74 590	48 298	29 608
671 PIG IRON, SPIEGELEISN, ETC	686 483	48 566	29 802	024 CHEESE AND CURD	30 541	13 405	8 217
672 INGOTS ETC. IRON OR STEEL	44 096	2 180	1 326	025 EGGS, BIRDS, YOLKS, ALBUMIN	3 667	862	536
673 FLAT-ROLLED IRON ETC.	2 215 109	109 709	68 149	034 FISH, FRESH, CHILLED, FROZ2N	46 595	19 183	11 618
674 FLAT-ROLLED PLATED IRON	211	143	164				
675 FLAT-ROLLED, ALLOY STEEL	3 819	269					



## 7 IMPORTS AND EXPORTS (SPECIAL TRADE) BY COUNTRIES OF PRODUCTION AND CONSUMPTION AND BY GROUPS OF THE SITC-REV. III 1992

GROUP DESCRIPTION	DT = 100 KG	1 000 DM	1 000 \$	GROUP DESCRIPTION	DT = 100 KG	1 000 DM	1 000 \$
037 FISH ETC. PREP. PRSD. NES	301	230	172	665 GLASSWARE	1 719	1 165	711
041 WHEAT, MESLIN, UNMILLED	11 936 576	240 100	147 448	666 POTTERY	135	395	244
042 RICE	1 610	187	111	667 PEARLS, PRECIOUS STONES			
043 BARLEY, UNMILLED	13 560 526	255 851	156 864	671 PIG IRON, SPIEGELEISN, ETC	759	249	155
044 MAIZE UNMILLED	1 324	758	459	672 INGOTS ETC. IRON OR STEEL	715	49	30
045 OTHER CEREALS, UNMILLED	1 280 002	17 746	10 765	673 FLAT-ROLLED IRON ETC.	907 447	67 551	42 041
046 MEAL, FLOUR OF WHEAT, MSLN	717 685	36 261	22 123	674 FLAT-ROLLED PLATED IRON	36 376	5 279	3 274
047 OTHER CEREAL MEAL, FLOURS	343 969	14 230	8 805	675 FLAT-ROLLED, ALLOY STEEL	9 223	2 912	1 801
048 CEREAL PREPARATIONS	88 334	11 021	6 808	676 IRON, STL. BAR, SHAPES ETC.	19 699	2 986	1 849
054 VEGETABLES	33 144	12 670	7 806	678 WIRE OF IRON OR STEEL	1 622	387	236
056 VEGETABLES, PRPD, PRSD, NES	11 135	415	244	679 TUBES, PIPES, ETC. IRON, STL	226 393	47 574	29 667
057 FRUIT, NUTS EXCL. OIL NUTS	1 079	251	151	682 COPPER	1 684	1 609	1 006
058 FRUIT, PRESERVED, PREPARED	1 679	714	422	683 NICKEL	319	2 358	1 420
059 FRUIT, VEGETABLE JUICES	3 794	1 929	1 173	684 ALUMINIUM	565	925	569
061 SUGARS, MOLASSES, HONEY	769 312	42 733	26 054	686 ZINC	383	201	124
062 SUGAR CONFECTIONERY	2 496	1 393	856	691 METALLIC STRUCTURES NES	30 000	14 112	8 738
071 COFFEE, COFFEE SUBSTITUTE	2 969	2 507	1 532	692 CONTAINERS, STORAGE, TRNSP	1 568	1 342	835
072 COCOA	2 237	83	50	693 WIRE PRODUCTS EXCL. ELECT	5 597	2 536	1 562
073 CHOCOLATE, OTH. COCOA PREP	9 601	5 311	3 236	694 NAILS, SCREWS, NUTS, ETC.	800	759	461
074 TEA AND MATE	181	364	223	695 TOOLS	6 055	17 328	10 678
075 SPICES	76	102	61	696 CUTLERY	47	774	466
081 ANIMAL FEED STUFF	6 000	552	336	697 HOUSEHOLD EQUIPMENT, NES	2 269	2 364	1 443
091 MARGARINE AND SHORTENING	64 056	9 809	5 963	699 MANUFACT. BASE METAL, NES	29 442	11 058	6 832
098 EDIBLE PROD. PREPRTNS, NES	52 214	28 800	17 478	700 CPL IND PLANT (84/85/87)	21 854	76 644	46 929
111 NON-ALCOHOL. BEVERAGE, NES	9 286	1 174	714	711 STEAM GENER. BOILERS, ETC.	1 233	1 152	708
112 ALCOHOLIC BEVERAGES	82 194	15 428	9 427	712 STEAM TURBINES	152	1 017	617
122 TOBACCO, MANUFACTURED	8 738	11 618	7 263	713 INTRNL COMBUS PSTN ENGIN	13 794	35 466	21 636
223 OILSEED (OTH. FIX. VEG. OIL)	2 242	451	278	714 ENGINES, MOTORS NON-ELECT	418	1 659	1 000
231 NATURAL RUBBER, ETC.	4 900	771	465	716 ROTATING ELECTRIC PLANT	20 544	34 360	21 323
232 SYNTHETIC RUBBER, ETC.	2 093	544	336	718 OTH. POWR. GENRTNG. MACHNRY	71	871	544
248 WOOD, SIMPLY WORKED	2 090	155	94	721 AGRIC. MACHINES, EX. TRACTR	36 997	45 074	27 877
266 SYNTHETIC FIBRES	59 562	19 810	12 141	722 TRACTORS	801	1 059	641
267 OTHER MAN-MADE FIBRES	2 785	3 440	2 157	723 CIVIL ENGINEERING EQUIPT	11 552	26 013	15 808
269 WORN CLOTHING, TEXTIL. ARTL	9 532	1 176	719	724 TEXTILE, LEATHER MACHINES	31 278	112 974	70 033
273 STONE, SAND AND GRAVEL	16 566	494	304	725 PAPER, PULP MILL MACHINES	3 482	17 524	10 668
278 OTHER CRUDE MINERALS	9 115	166	102	726 PRINTNG, BOOKBINDNG MACHS	18 036	105 844	64 661
288 NON-FERROUS WASTE, SCRAP	1 542	629	382	727 FOOD-PROCESS. MCH. NON DOM	16 367	51 562	31 695
291 CRUDE ANIMAL MATERLS, NES	812	128	77	728 OTH. MACH. PTS, SPCL INDUST	40 768	159 788	98 599
292 CRUDE VEG. MATERIALS, NES	26 619	15 663	9 578	731 METAL REMOVAL WORK TOOLS	24 194	139 717	86 957
322 BRIQUETTES, LIGNITE, PEAT	4 470	67	43	733 MACH-TOOLS, METAL-WORKING	29 023	125 373	77 246
334 PETROLEUM PRODUCTS	5 233	1 711	1 047	735 PARTS, NES, FOR MACH-TOOLS	1 316	13 926	8 697
335 RESIDUAL PETROL. PRODUCTS	382 990	18 361	11 350	737 METALWORKING MACHNRY NES	15 177	23 298	14 400
421 FIXED VEG. FAT, OILS, SOFT	207 327	14 983	9 061	741 HEATING, COOLNG EQUIP, PART	33 640	105 403	64 632
431 ANIMAL, VEG. FATS, OILS, NES	2 658	440	273	742 PUMPS FOR LIQUIDS, PARTS	3 840	12 638	7 756
511 HYDROCARBONS, NES, DERIVTS	12 883	1 117	685	743 PUMPS NES, CENTRIFUGS ETC	18 537	34 966	21 631
512 ALCOHOL, PHENOL, ETC. DERIV	13 983	6 012	3 686	744 MECHANICAL HANDLING EQUIP	30 972	34 889	21 381
513 CARBOXYLIC ACIDS, DERIVTS	33 731	13 894	8 455	745 OTH. NONELEC MCH, TOOL, NES	15 442	88 453	54 561
514 NITROGEN-FUNCT. COMPOUNDS	30 541	10 455	6 471	746 BALL OR ROLLER BEARINGS	3 744	10 217	6 272
515 ORGANO-INORGANIC COMPNDS	129 587	56 346	34 439	747 TAPS, COCKS, VALVES, ETC.	5 349	17 801	10 994
516 OTHER ORGANIC CHEMICALS	1 078	283	172	748 TRANSMISSIONS SHAFTS ETC	7 625	12 169	7 489
522 INORGANIC CHEM. ELEMENTS	62 283	14 503	8 988	749 NON-ELECT MACH. PARTS, ETC	1 197	5 087	3 119
523 METAL. SALTS, INORGAN. ACID	735 434	24 670	15 199	751 OFFICE MACHINES	372	2 594	1 605
524 OTHER CHEMICAL COMPOUNDS	11 454	1 044	640	752 AUTOMATC. DATA PROC. EQUIP	2 081	26 467	16 310
525 RADIO-ACTIVE MATERIALS		354	218	759 PARTS, FOR OFFICE MACHINS	309	5 364	3 304
531 SYNTH. COLOURS, LAKES, ETC.	3 285	4 977	3 085	761 TELEVISION RECEIVERS ETC	1 519	5 281	3 243
532 DYEING, TANNING MATERIALS	1 518	767	468	762 RADIO-BROADCAST RECEIVER	390	1 473	905
533 PIGMENTS, PAINTS, ETC.	173 859	78 846	48 344	763 SOUND RECORDER, PHONOGRPH	299	2 275	1 398
541 MEDICINES, ETC. EXC. GRP542	182	3 039	1 846	764 TELECOMM. EQUIP. PARTS NES	7 076	71 536	44 149
542 MEDICAMENTS	42 525	149 376	92 595	771 ELECT POWER MACHNRY, PARTS	2 005	3 045	1 869
551 ESSNTL. OIL, PERFUME, FLAVR	8 853	16 514	10 123	772 ELEC. SWITCH. RELAY. CIRCUIT	7 576	50 571	31 327
553 PERFUMERY, COSMETICS, ETC.	23 580	18 742	11 585	773 ELECTR DISTRIB. EQPT NES	25 204	23 719	14 657
554 SOAP, CLEANERS, POLISH, ETC	51 201	15 876	9 844	774 ELECTRO-MEDCL. XRAY EQUIP	1 475	46 757	28 488
571 POLYMERS OF ETHYLENE	93 214	11 527	7 093	775 DOM. ELEC. NON-ELEC. EQUIPT	12 232	19 315	11 854
572 POLYMERS OF STYRENE	15 296	3 104	1 936	776 TRANSISTORS, VALVES, ETC.	2 331	17 770	11 187
573 POLYMERS, VINYL CHLORIDE	248 150	48 485	29 955	778 ELECTRIC MACH. APPART. NES	28 304	36 939	22 739
574 POLYACETAL, POLYCARBONATE	136 180	54 310	33 477	781 PASS. MOTOR VEHCLS. EX. BUS	25 157	46 520	28 534
575 OTH. PLASTIC, PRIMARY FORM	92 977	38 267	23 521	782 GOODS, SPCL TRANSPORT VEH	31 480	36 984	22 486
581 PLASTIC TUBE, PIPE, HOSE	8 015	6 343	3 912	783 ROAD MOTOR VEHICLES NES	11 183	16 523	10 219
582 PLASTIC PLATE, SHEETS, ETC	111 299	37 669	23 222	784 PARTS, TRACTORS, MOTOR VEH	7 694	18 844	11 655
583 MONOFILAMENT OF PLASTICS	724	358	222	785 CYCLES, MOTORCYCLES ETC.	122	705	437
591 INSECTICIDES, ETC.	32 655	56 407	34 181	786 TRAILERS, SEMI-TRAILR, ETC	10 366	7 800	4 824
592 STARCHES, INULIN, ETC.	5 537	5 581	3 483	791 RAILWAY VEHICLES. EQUIPNT	394 264	507 672	309 985
597 PREPRO ADDITIVES, LIQUIDS	18 262	10 852	6 657	792 AIRCRAFT, ASSOCTD. EQUIPNT	2	48	30
598 MISC. CHEMICAL PRODTNS, NES	215 041	66 971	41 097	793 SHIP, BOAT, FLOAT. STRUCTRS	538 217	196 838	121 661
600 CPL IND PLANT CHAP 69-76	19 232	16 213	9 950	800 CPL IND PLANT CHAP 90/94	1 276	800	487
611 LEATHER	931	1 924	1 190	811 PREFABRICATED BUILDINGS	56 713	21 170	13 204
612 MANUFACT. LEATHER ETC. NES	6	55	34	812 PLUMBNG, SANITRY, EQPT. ETC	2 288	2 153	1 324
613 FURSKINS, TANNED, DRESSED	61	3 361	2 048	813 LIGHTNG FIXTURES ETC. NES	796	2 798	1 711
621 MATERIALS OF RUBBER	3 293	1 721	1 060	821 FURNITURE, CUSHIONS, ETC.	8 902	11 196	6 887
625 RUBBER TYRES, TUBES, ETC.	13 180	2 210	1 349	831 TRUNK, SUITCASES, BAG, ETC	249	666	404
629 ARTICLES OF RUBBER, NES	4 041	5 050	3 107	841 MENS, BOYS CLOTHING, X-KNIT	2 147	9 013	5 486
634 VENEERS, PLYWOOD, ETC.	3 629	764	469	842 WOMEN, GIRL CLOTHING, XKNIT	3 301	16 395	10 145
635 WOOD MANUFACTURES, NES	12 474	6 607	4 068	843 MENS, BOYS CLOTHING, KNIT	487	1 474	899
641 PAPER AND PAPERBOARD	257 910	67 196	41 314	844 WOMEN, GIRLS CLOTHING, KNIT	1 246	7 416	4 550
642 PAPER, PAPERBOARD, CUT ETC	19 479	4 655	2 848	845 OTHR. TEXTILE APPAREL, NES	1 306	8 473	5 190
651 TEXTILE YARN	54 261	43 403	26 615	846 CLOTHING ACCESSRS, FABRIC	1 603	3 555	2 166
652 COTTON FABRICS, WOVEN	6 302	5 770	3 518	848 CLOTHING, NONTXTL; HEADGEAR	401	4 655	2 839
653 FABRICS, MAN-MADE FIBRES	13 705	37 117	22 880	851 FOOTWEAR	17 622	47 873	29 349
654 OTH. TEXTILE FABRIC, WOVEN	3 185	9 969	6 094	871 OPTICAL INSTRUMENTS, NES	53	3 185	1 948
655 KNIT, CROCHET, FABRIC NES	1 149	2 130	1 299	872 MEDICAL INSTRUMENTS NES	4 846	32 701	20 127
656 TULLE, LACE, EMBROIDRY, ETC	199	572	347	873 METERS, COUNTERS, NES	71	1 046	637
657 SPECIAL YARN, TXTL. FABRIC	46 033	45 499	27 901	874 MEASURE, CONTROL INSTRMNT	3 630	51 741	31 809
658 TEXTILE ARTICLES NES	2 001	1 931	1 177	881 PHOTOGRAPH APPAR. ETC. NES	60	1 182	726
659 FLOOR COVERINGS, ETC.	1 614	1 687	1 030	882 PHOTO. CINEMATOGRPH. SUPPL	825	2 426	1 506
660 CPL IND PLANT CHAPTER 68	4 354	628	383	884 OPTICAL GOODS NES	5	975	599
661 LIME, CEMENT, CONSTR. MATRL	19 543	891	546	885 WATCHES AND CLOCKS	172	828	509
662 CLAY, REFRCT. CONSTR. MATRL	48 101	4 041	2 485	891 ARMS AND AMMUNITION	38	350	215
663 MINERAL MANUFACTURES, NES	346 693	12 479	7 659	892 PRINTED MATTER	63 227	37 506	22 947
664 GLASS	4 871	2 705	1 657	893 ARTICLES, NES, OF PLASTICS	20 099	8 699	5 349



## 7 IMPORTS AND EXPORTS (SPECIAL TRADE) BY COUNTRIES OF PRODUCTION AND CONSUMPTION AND BY GROUPS OF THE SITC-REV. III 1992

GROUP DESCRIPTION	DT = 100 KG	1 000 DM	1 000 \$	GROUP DESCRIPTION	DT = 100 KG	1 000 DM	1 000 \$
894 BABY CARRIAGE, TOYS, GAMES	12 220	13 711	8 479	574 POLYACETAL, POLYCARBONATE	113 797	21 982	14 017
895 OFFICE, STATIONERY SUPPLS	3 350	2 499	1 525	575 OTH. PLASTIC, PRIMARY FORM	86 567	8 222	5 208
896 WORKS OF ART, ANTIQUE ETC	29	17 409	10 744	579 PLASTIC WASTE, SCRAP ETC	2 743	331	209
897 GOLD, SILVERWARE, JEWEL NES	104	845	516	581 PLASTIC PLATE, PIPE, HOSE	2 650	968	611
898 MUSICAL INSTRUMENTS, ETC.	6 558	17 740	10 962	582 PLASTIC TUBE, SHEETS, ETC	10 109	2 639	1 696
899 MISC MANUFACTURED GOODS NES	1 551	4 050	2 482	583 MONOFILAMENT OF PLASTICS	438	228	150
941 COMPL IND PLANT CHAPT 99	32 717	10 968	6 716	591 INSECTICIDES, ETC.	1 842	1 617	1 018
POLAND				592 STARCHES, INULIN, ETC.	64 030	35 634	23 349
IMPORTS	182 494 492	8 286 913	5 326 242	593 EXPLOSIVES, PYROTECHNICS	5 136	913	590
001 LIVE ANIMALS	135 143	39 662	25 657	598 MISC. CHEMICAL PRODS. NES	140 686	6 233	3 992
011 BOVINE MEAT	2 589	1 140	730	611 LEATHER	64 777	44 645	28 790
012 OTHER MEAT, MEAT OFFAL	234 393	148 980	96 049	612 MANUFACT. LEATHER ETC. NES	1 327	4 411	2 852
017 MEAT, OFFL. PRPD, PRSVD, NES	100 562	46 197	29 559	613 FURSKINS, TANNED, DRESSED	2 023	3 089	1 977
022 MILK AND CREAM	185	50	31	621 MATERIALS OF RUBBER	35 453	9 081	5 875
025 EGGS, BIRDS, YOLKS, ALBUMIN	2 261	490	312	625 RUBBER TYRES, TUBES, ETC.	71 289	21 621	13 921
034 FISH, FRESH, CHILLED, FROZEN	411 866	119 018	76 638	629 ARTICLES OF RUBBER, NES	18 006	6 157	4 019
035 FISH, DRIED, SALTED, SMOKED	5 251	6 001	3 840	634 VENEERS, PLYWOOD, ETC.	740 463	46 743	29 874
036 CRUSTACEANS, MOLLUSCS ETC	186	49	30	635 WOOD MANUFACTURES, NES	4 292 802	222 547	142 636
037 FISH ETC. PRPD, PRSVD, NES	109 396	27 354	17 431	641 PAPER AND PAPERBOARD	381 465	28 157	18 000
045 OTHER CEREALS, UNMILLED	58 421	1 184	774	642 PAPER, PAPERBOARD, CUT ETC	257 249	28 104	18 066
048 CEREAL PREPARATIONS	3 423	858	549	651 TEXTILE YARN	30 749	12 547	8 014
054 VEGETABLES	1 191 810	94 218	59 912	652 COTTON FABRICS, WOVEN	10 301	19 572	12 591
056 VEGETABLES, PRPD, PRSVD, NES	256 247	15 178	9 610	653 FABRICS, MAN-MADE FIBRES	2 049	3 787	2 436
057 FRUIT, NUTS EXCL. OIL NUTS	444 924	30 798	20 487	654 OTH. TEXTILE FABRIC, WOVEN	4 145	8 283	5 321
058 FRUIT, PRESERVED, PREPARED	1 000 080	138 600	88 852	655 KNIT, CROCHET, FABRIC NES	5 646	9 623	6 218
059 FRUIT, VEGETABLE JUICES	722 285	133 272	86 691	656 TULLE, LACE, EMBROIDERY, ETC	201	534	340
061 SUGARS, MOLASSES, HONEY	65 847	4 133	2 800	657 SPECIAL YARN, TXTL. FABRIC	25 650	10 008	6 335
062 SUGAR CONFECTIONERY	21 122	5 556	3 559	658 TEXTILE ARTICLES NES	46 132	53 664	34 400
071 COFFEE, COFFEE SUBSTITUTE	102	201	127	659 FLOOR COVERINGS, ETC.	532	310	197
072 COCOA	2 206	1 118	634	661 LIME, CEMENT, CONSTR. MATRL	22 098 071	155 477	100 560
073 CHOCOLATE, OTH. COCOA PREP	886	299	189	662 CLAY, REFRCT. CONSTR. MATRL	164 681	6 363	4 100
074 TEA AND MATE	167	193	116	663 MINERAL MANUFACTURES, NES	1 206 737	22 504	14 635
075 SPICES	13 767	2 131	1 357	664 GLASS	379 565	24 269	15 560
081 ANIMAL FEED STUFF	802 868	18 514	11 862	665 GLASSWARE	889 254	65 786	42 217
091 MARGARINE AND SHORTENING	176	648	400	666 POTTERY	35 696	11 325	7 289
098 EDIBLE PROD. PREPRTNS, NES	600	52	33	671 PIG IRON, SPIEGELEISN, ETC	487 525	27 261	17 354
111 NON-ALCOHOL. BEVERAGE, NES	1 636	124	78	672 INGOTS ETC. IRON OR STEEL	829 798	34 393	21 909
112 ALCOHOLIC BEVERAGES	9 207	3 756	2 401	673 FLAT-ROLLED IRON ETC.	1 248 320	62 487	40 005
121 TOBACCO, UNMANUFACTURED	1 815	899	565	674 FLAT-ROLLED PLATED IRON	236 008	18 331	11 767
211 HIDES, SKINS (EX. FURS), RAW	54 566	9 076	5 873	675 FLAT-ROLLED, ALLOY STEEL	17 994	3 023	1 884
212 FURSKINS, RAW	490	6 119	3 834	676 IRON, STL. BAR, SHAPES ETC.	3 591 989	182 943	117 843
222 OILSEED (SFT. FIX VEG. OIL)	271 664	9 154	6 033	677 RAILWAY TRACK IRON, STEEL	453 965	34 388	22 169
231 NATURAL RUBBER, ETC.	3 744	510	326	678 WIRE OF IRON OR STEEL	96 871	6 493	4 220
232 SYNTHETIC RUBBER, ETC.	156 693	13 720	8 811	679 TUBES, PIPES, ETC. IRON, STL	717 461	77 481	49 713
245 FUEL WOOD, WOOD CHARCOAL	176 418	9 836	6 277	681 SILVER, PLATINUM, ETC.	1 611	32 092	20 863
246 WOOD IN CHIPS, PARTICLES	345 428	1 261	804	682 COPPER	1 800 244	649 255	416 431
247 WOOD ROUGH, ROUGH SQUARED	643 251	13 787	8 715	683 NICKEL	1 685	1 521	998
248 WOOD, SIMPLY WORKED	4 609 242	170 915	109 588	684 ALUMINIUM	178 139	49 203	31 998
251 PULP AND WASTE PAPER	443 728	34 296	21 573	685 LEAD	126 233	9 835	6 303
263 COTTON	6 004	679	432	686 ZINC	353 810	62 666	40 186
266 SYNTHETIC FIBRES	29 299	5 397	3 433	687 TIN	718	513	320
267 OTHER MAN-MADE FIBRES	27 033	4 528	2 901	689 MISC. NON-FERR. BASE METAL	5 794	8 536	5 464
268 WOOL, OTHER ANIMAL HAIR	7 372	6 404	4 224	691 METALLIC STRUCTURES NES	1 059 559	162 668	104 742
269 WORN CLOTHING, TEXTL. ARTL	23 680	1 796	2 901	692 CONTAINERS, STORAGE, TRNSP	247 962	49 993	32 091
273 STONE, SAND AND GRAVEL	53 290 324	92 107	4 141	693 WIRE PRODUCTS EXCL. ELECT	107 693	12 273	7 853
274 SULPHUR, UNRSTD. IRON PYRS	4 374	94	59 240	694 NAILS, SCREWS, NUTS, ETC.	355 722	44 982	28 871
278 OTHER CRUDE MINERALS	481 752	5 880	3 742	695 TOOLS	18 773	12 494	8 018
281 IRON CRUDE, CONCENTRATES	14 249	82	55	696 CUTLERY	430	1 003	643
282 FERROUS WASTE AND SCRAP	948 456	24 240	15 521	697 HOUSEHOLD EQUIPMENT, NES	68 992	32 999	21 289
287 ORE, CONCENTR. BASE METALS	188 944	4 617	2 923	698 MANUFACT. BASE METAL, NES	280 482	153 160	98 479
288 NON-FERROUS WASTE, SCRAP	875 458	210 483	134 581	711 STEAM GENER. BOILERS, ETC.	28 436	10 707	7 055
289 PREC. METAL ORES, CONCTRITS	442	5 700	3 556	712 STEAM TURBINES	4 573	7 052	4 501
291 CRUDE ANIMAL MATERIALS, NES	114 223	41 709	26 795	713 INTRNL COMBUS PSTN ENGIN	59 452	32 276	20 393
292 CRUDE VEG. MATERIALS, NES	161 621	25 683	16 258	714 ENGINES, MOTORS NON-ELECT	1 896	3 253	2 122
321 COAL, NOT AGGLOMERATED	32 849 389	271 162	174 086	716 ROTATING ELECTRIC PLANT	24 856	19 131	12 307
322 BRIQUETTES, LIGNITE, PEAT	11 097 358	48 697	30 676	718 OTH. POWR. GENRTNG. MACHNRY	2 077	1 796	1 137
325 COKE, SEMI-COKE, RET. CARBN	5 365 319	80 901	52 163	721 AGRIC. MACHINES, EX. TRACTR	70 364	15 811	10 219
334 PETROLEUM PRODUCTS	4 089 550	61 008	39 876	722 TRACTORS	14 772	4 653	3 027
335 RESIDUAL PETROL. PRODUCTS	1 634 010	34 368	21 938	723 CIVIL ENGINEERING EQUIPT	74 764	23 103	14 831
344 PETROLEUM GASES, NES	3 857	185	117	724 TEXTILE, LEATHER MACHINES	24 741	11 827	7 576
411 ANIMAL OILS AND FATS	33 953	1 574	1 017	725 PAPER, PULP MILL MACHINES	9 141	4 772	3 028
421 FIXED VEG. FAT, OILS, SOFT	27 134	2 640	1 658	726 PRINTNG, BOOKBINDNG MACHS	2 833	3 842	2 465
422 FIXED VEG. FAT, OILS, OTHER	150	6 751	4 358	727 FOOD-PROCESS. MCH. NON DOM	5 265	5 878	3 785
431 ANIMAL, VEG. FATS, OILS, NES	363 474	16 561	10 613	728 OTH. MACH. PTS, SPCL INDUST	97 208	33 988	21 744
511 HYDROCARBONS, NES, DERIVTS	133 552	6 451	4 121	731 METAL REMOVAL WORK TOOLS	11 468	9 955	6 457
512 ALCOHOL, PHENOL, ETC. DERIV	651 346	58 742	37 918	733 MACH-TOOLS, METAL-WORKING	3 885	2 061	1 313
513 CARBOXYLIC ACIDS, DERIVTS	63 947	9 811	6 270	735 PARTS, NES, FOR MACH-TOOLS	25 917	10 519	6 758
514 NITROGEN-FUNCT. COMPOUNDS	2 156	970	6 282	737 METALWORKING MACHNRY NES	15 076	3 495	2 250
515 ORGANO-INORGANIC COMPNDS	48 489	12 069	7 642	741 HEATING, COOLING EQUIP. PART	23 211	7 719	4 894
516 OTHER ORGANIC CHEMICALS	148 057	10 248	6 404	742 PUMPS FOR LIQUIDS, PARTS	7 076	5 250	3 336
522 INORGANIC CHEM. ELEMENTS	357 404	24 870	15 951	743 PUMPS NES, CENTRIFUGS ETC	54 720	15 828	10 233
523 METAL. SALTS, INORGAN. ACID	649 772	20 011	12 753	744 MECHANICAL HANDLING EQUIP	117 401	30 292	19 497
524 OTHER CHEMICAL COMPOUNDS	45 816	3 736	2 362	745 OTH. NONELEC MCH. TOOL, NES	10 513	6 899	4 419
525 RADIO-ACTIVE MATERIALS		441	2 78	746 BALL OR ROLLER BEARINGS	10 878	10 054	6 447
531 SYNTH. COLOURS, LAKES, ETC.	957	1 814	1 168	747 TAPS, COCKS, VALVES, ETC.	24 187	23 526	15 080
532 DYEING, TANNING MATERIALS	999	183	114	748 TRANSMISSIONS SHAFTS ETC	27 369	11 869	7 558
533 PIGMENTS, PAINTS, ETC.	8 366	2 330	1 497	749 NON-ELECT MACH. PARTS, ETC	12 386	9 118	5 822
541 MEDICINES, ETC. EXC. GRP542	1 529	4 726	3 031	751 OFFICE MACHINES	116	312	207
542 MEDICAMENTS	764	1 338	864	752 AUTOMATC. DATA PROC. EQUIP	6	387	245
551 ESSNTL. OIL, PERFUME, FLAVR	15 511	3 537	2 255	753 PARTS, FOR OFFICE MACHINS	1 033	1 188	755
553 PERFUMERY, COSMETICS, ETC.	3 902	578	364	761 TELEVISION RECEIVERS ETC	82	222	141
554 SOAP, CLEANERS, POLISH, ETC	9 801	1 579	1 013	762 RADIO-BROADCAST RECEIVER	1 162	2 261	1 445
562 FERTILIZER, EXCEPT GRP272	6 657 602	123 310	78 133	763 SOUND RECORDER, PHONOGRPH	217	354	226
571 POLYMERS OF ETHYLENE	252 534	26 706	17 098	764 TELECOMM. EQUIP. PARTS NES	16 868	11 672	7 509
572 POLYMERS OF STYRENE	22 025	4 739	3 022	771 ELECT POWER MACHNRY, PARTS	11 026	6 934	4 408
573 POLYMERS, VINYL CHLORIDE	559 441	50 835	32 646	772 ELEC. SWITCH, RELAY, CIRCUIT	23 669	46 626	30 035
				773 ELECTR. DISTRIBUT. EQPT NES	383 973	124 431	79 420
				774 ELECTRO-MEDCL. XRAY EQUIP	722	2 319	1 492
				775 DOM. ELEC. NON-ELEC. EQUIPT	133 601	88 686	56 708



7 IMPORTS AND EXPORTS (SPECIAL TRADE) BY COUNTRIES OF PRODUCTION AND CONSUMPTION AND BY GROUPS OF THE SITC-REV. III 1992

GROUP DESCRIPTION	DT = 100 KG	1 000 DM	1 000 \$	GROUP DESCRIPTION	DT = 100 KG	1 000 DM	1 000 \$
776 TRANSISTORS, VALVES, ETC.	3 800	4 332	2 833	266 SYNTHETIC FIBRES	4 113	1 610	1 025
778 ELECTRIC MACH. APPART. NES	27 298	15 066	9 703	267 OTHER MAN-MADE FIBRES	17 520	10 843	6 912
781 PASS. MOTOR VEHCLS. EX. BUS	6 739	8 299	5 352	268 WOOL, OTHER ANIMAL HAIR	18 599	10 432	6 711
782 GOODS, SPCL TRANSPORT VEH	38 712	37 577	24 182	269 WORN CLOTHING, TEXTL. ARTL	259 788	20 214	12 911
783 ROAD MOTOR VEHICLES NES	1 539	657	430	272 FERTILIZERS, CRUDE	3 522	67	40
784 PARTS, TRACTORS, MOTOR VEH	81 198	34 356	22 074	273 STONE, SAND AND GRAVEL	295 419	2 835	1 834
785 CYCLES, MOTORCYCLES ETC.	14 430	9 748	6 212	274 SULPHUR, UNRSTD. IRON PYRS	119 781	1 137	754
786 TRAILERS, SEMI-TRAILER, ETC	401 175	68 506	44 084	277 NATURAL ABRASIVES, NES	3 184	293	191
791 RAILWAY VEHICLES, EQUIPNT	41 353	14 011	8 959	278 OTHER CRUDE MINERALS	314 800	7 782	4 984
792 AIRCRAFT, ASSOCTD. EQUIPNT	248	2 224	1 426	282 FERROUS WASTE AND SCRAP	6 451	144	92
793 SHIP, BOAT, FLOAT. STRUCTRS	55 162	6 805	4 446	285 ALUMINIUM ORE, CONCTR. ETC	112 905	4 224	2 800
811 PREFABRICATED BUILDINGS	142 648	20 904	13 411	287 ORE, CONCENTR. BASE METALS	139 175	2 242	1 404
812 PLUMBING, SANITRY, EOPT. ETC	11 571	2 348	1 502	288 NON-FERROUS WASTE, SCRAP	16 110	852	546
813 LIGHTING FIXTURES ETC. NES	50 959	26 285	16 927	291 CRUDE ANIMAL MATERLS. NES	55 648	19 087	12 339
821 FURNITURE, CUSHIONS, ETC.	1 994 167	575 389	367 959	292 CRUDE VEG. MATERIALS, NES	17 418	15 758	9 912
831 TRUNK, SUITCASES, BAG, ETC	15 909	18 855	11 983	322 BRIQUETTES, LIGNITE, PEAT	5 030	102	63
841 MENS, BOYS CLOTHING, X-KNIT	101 907	494 321	319 010	333 PETROLEUM OILS, CRUDE	34 909	696	441
842 WOMEN, GIRL CLOTHING, X-KNIT	95 221	649 703	419 831	334 PETROLEUM PRODUCTS	2 344 441	110 114	71 676
843 MENS, BOYS CLOTHING, KNIT	5 863	17 314	11 226	335 RESIDUAL PETROL. PRODUCTS	72 540	6 198	4 022
844 WOMEN, GIRLS CLOTHING, KNIT	14 269	58 497	37 867	342 LIQUEFIED PROPANE, BUTANE	55 494	1 459	965
845 OTHR. TEXTILE APPAREL, NES	29 346	112 617	72 413	344 PETROLEUM GASES, NES	-	-	-
846 CLOTHING ACCESSRS, FABRIC	3 213	7 621	4 948	411 ANIMAL OILS AND FATS	18 606	2 075	1 319
848 CLOTHING, NONTEXTL; HEADGEAR	4 848	21 859	14 133	421 FIXED VEG. FAT, OILS, SOFT	295 980	28 396	18 088
851 FOOTWEAR	50 375	129 831	83 646	422 FIXED VEG. FAT, OILS, OTHER	39 433	3 450	2 237
871 OPTICAL INSTRUMENTS, NES	113	1 273	821	431 ANIMAL, VEG. FATS, OILS, NES	114 439	14 740	9 479
872 MEDICAL INSTRUMENTS NES	4 554	6 516	4 180	511 HYDROCARBONS, NES, DERIVTS	636 478	44 497	28 910
873 METERS, COUNTERS, NES	1 276	2 667	1 712	512 ALCOHOL, PHENOL, ETC. DERIV	273 278	21 673	14 040
874 MEASURE, CONTROL INSTRMNT	7 768	21 384	13 697	513 CARBOXYLIC ACIDS, DERIVTS	40 786	9 723	6 248
881 PHOTOGRAPH APPAR. ETC. NES	32	115	63	514 NITROGEN-FUNCT. COMPOUNDS	74 453	28 522	18 449
882 PHOTO. CINEMATOGPH. SUPPL	11	187	120	515 ORGANO-INORGANIC COMPNOS	16 583	19 417	12 274
883 CINE. FILM EXPOSD. DEVELOPD	4	69	43	516 OTHER ORGANIC CHEMICALS	148 004	29 483	18 862
884 OPTICAL GOODS NES	28	257	163	522 INORGANIC CHEM. ELEMENTS	157 733	15 441	10 005
885 WATCHES AND CLOCKS	375	651	416	523 METAL. SALTS, INORGAN. ACIO	121 199	12 996	8 372
891 ARMS AND AMMUNITION	289	465	298	524 OTHER CHEMICAL COMPOUNOS	1 918	2 241	1 436
892 PRINTED MATTER	7 533	6 898	4 460	525 RADIO-ACTIVE MATERIALS	-	1 312	833
893 ARTICLES, NES, OF PLASTICS	100 273	38 960	25 082	531 SYNTH. COLOURS, LAKES, ETC.	13 880	21 226	13 638
894 BABY CARRIAGE, TOYS, GAMES	27 212	21 787	14 076	532 DYING, TANNING MATERIALS	6 642	2 343	1 513
895 OFFICE, STATIONERY SUPPLS	4 227	7 803	5 002	533 PIGMENTS, PAINTS, ETC.	249 142	106 084	68 253
896 WORKS OF ART, ANTIQUE ETC	1 216	3 659	2 333	541 MEDICINES, ETC. EXC. GRP542	5 970	39 609	25 506
897 GOLD, SILVERWARE, JEWEL NES	540	2 138	1 372	542 MEDICAMENTS	75 183	175 410	113 041
898 MUSICAL INSTRUMENTS, ETC.	4 567	6 532	4 246	551 ESSNTL. OIL, PERFUME, FLAVR	7 147	17 042	11 051
899 MISC MANUFACTRD GOODS NES	78 584	33 311	21 396	553 PERFUMERY, COSMETICS, ETC.	96 941	87 957	56 550
961 COIN NONGOLD NONCURRENT	2	287	186	554 SOAP, CLEANERS, POLISH, ETC	227 005	56 608	36 287
971 GOLD, NONMONTY EXCL ORES	664	3 401	2 152	562 FERTILIZER, EXCEPT GRP572	1 531 628	25 328	15 980
EXPORTS	24 995 901	8 233 009	5 293 680	571 POLYMERS OF ETHYLENE	58 122	11 211	7 205
001 LIVE ANIMALS	55 064	9 599	6 106	572 POLYMERS OF STYRENE	44 895	11 997	7 673
011 BOVINE MEAT	157 187	21 506	14 056	573 POLYMERS, VINYL CHLORIDE	91 218	19 505	12 608
012 OTHER MEAT, MEAT OFFAL	13 637	2 415	1 534	574 POLYACETAL, POLYCARBONATE	67 944	27 615	17 659
016 MEAT, ED. OFFL, DRY, SLT, SMK	952	240	155	575 OTH. PLASTIC, PRIMARY FORM	222 978	69 241	44 610
017 MEAT, OFFL, PRPD, PRSVD, NES	3 199	1 675	1 067	579 PLASTIC WASTE, SCRAP ETC	9 097	536	342
022 MILK AND CREAM	190 821	51 250	32 499	581 PLASTIC TUBE, PIPE, HOSE	25 720	24 735	16 021
023 BUTTER, OTHER FAT OF MILK	2 484	535	329	582 PLASTIC PLATE, SHEETS, ETC	91 079	69 580	44 664
024 CHEESE AND CURD	95 219	44 074	28 294	583 MONOFILAMENT OF PLASTICS	35 912	23 314	15 097
025 EGGS, BIRDS, YOLKS, ALBUMIN	3 251	595	371	591 INSECTICIDES, ETC.	25 052	29 345	18 563
034 FISH, FRESH, CHILLED, FROZN	122 253	15 991	10 160	592 STARCHES, INULIN, ETC.	294 868	29 431	19 074
035 FISH, DRIED, SALTED, SMOKED	663	165	105	593 EXPLOSIVES, PYROTECHNICS	2 062	2 185	1 399
036 CRUSTACEANS, MOLLUSCS ETC	17 192	5 316	3 421	597 PREPDR ADDITIVES, LIQUIDS	50 305	21 918	14 099
037 FISH ETC. PREPDR, PRSVD, NES	63 998	13 946	8 726	598 MISC. CHEMICAL PRODS. NES	400 965	76 450	49 323
041 WHEAT, MESLIN, UNMILLED	2 772 130	49 585	32 877	600 CPL IND PLANT CHAP 69-76	10 359	17 148	11 305
042 RICE	20 559	1 589	1 026	611 LEATHER	19 097	65 293	42 326
043 BARLEY, UNMILLED	111 410	2 709	1 722	612 MANUFACT. LEATHER ETC. NES	1 474	982	629
044 MAIZE UNMILLED	1 213	367	221	613 FURS, SKINS, TANNED, DRESSED	4 213	6 360	4 125
045 OTHER CEREALS, UNMILLED	814 696	10 676	6 754	621 MATERIALS OF RUBBER	17 388	10 568	6 815
046 MEAL, FLOUR OF WHEAT, MSLN	161 409	4 517	2 945	625 RUBBER TYRES, TUBES, ETC.	24 489	12 965	8 398
047 OTHER CEREAL MEAL, FLOURS	230 837	3 523	2 270	629 ARTICLES OF RUBBER, NES	24 179	22 445	14 545
048 CEREAL PREPARATIONS	84 326	24 695	15 822	633 CORK MANUFACTURES	185	243	153
054 VEGETABLES	61 611	8 457	5 364	634 VENEERS, PLYWOOD, ETC.	83 626	13 113	8 424
056 VEGETABLES, PRPD, PRSVD, NES	23 559	10 215	6 578	635 WOOD MANUFACTURES, NES	33 727	10 676	6 839
057 FRUIT, NUTS EXCL. OIL NUTS	151 159	16 235	10 388	641 PAPER AND PAPERBOARD	416 019	135 899	87 651
058 FRUIT, PRESERVED, PREPARED	49 811	11 122	7 063	642 PAPER, PAPERBOARD, CUT ETC	227 595	89 919	57 925
059 FRUIT, VEGETABLE JUICES	44 528	6 610	4 343	651 TEXTILE YARN	34 127	56 412	36 089
061 SUGARS, MOLASSES, HONEY	277 218	17 921	11 688	652 COTTON FABRICS, WOVEN	85 976	197 453	126 940
062 SUGAR CONFECTIONERY	28 582	16 970	10 819	653 FABRICS, MAN-MADE FIBRES	120 834	406 061	261 575
071 COFFEE, COFFEE SUBSTITUTE	73 709	37 200	23 980	654 OTH. TEXTILE FABRIC, WOVEN	37 682	161 595	104 405
072 COCOA	32 505	6 448	4 104	655 KNIT, CROCHET FABRIC NES	32 641	87 959	56 559
073 CHOCOLATE, OTH. COCOA PREP	63 744	42 753	27 120	656 TULLE, LACE, EMBROIDRY, ETC	4 132	19 362	12 485
074 TEA AND MATE	4 951	1 847	1 197	657 SPECIAL YARN, TEXTL. FABRIC	63 071	110 945	71 500
075 SPICES	6 504	4 173	2 695	658 TEXTILE ARTICLES NES	13 668	16 238	10 405
081 ANIMAL FEED STUFF	2 426 715	103 276	67 181	659 FLOOR COVERINGS, ETC.	13 568	8 984	5 714
091 MARGARINE AND SHORTENING	176 479	24 628	15 906	660 CPL IND PLANT CHAPTER 68	242	50	31
098 EDIBLE PROD. PREPRTNS, NES	147 363	80 682	51 736	661 LIME, CEMENT, CONSTR. MATRL	102 454	7 599	4 963
111 NON-ALCOHOL. BEVERAGE, NES	197 257	18 531	12 083	662 CLAY, REFRCT. CONSTR. MATRL	331 241	24 446	15 765
112 ALCOHOLIC BEVERAGES	103 253	13 436	8 611	663 MINERAL MANUFACTURES, NES	131 190	27 539	17 726
122 TOBACCO, MANUFACTURED	38 106	48 357	31 254	664 GLASS	145 169	39 420	21 351
211 HIDES, SKINS (EX. FURS), RAW	96 896	22 306	14 477	665 GLASSWARE	47 559	7 785	5 034
212 FURS, SKINS, RAW	55	640	398	666 POTTERY	1 208	1 645	1 053
222 OILSEED (SFT. FIX VEG. OIL)	18 116	2 206	1 403	667 PEARLS, PRECIOUS STONES	-	-	-
223 OILSEED (OTH. FIX VEG. OIL)	695	159	101	671 PIG IRON, SPIEGELEISN, ETC	11 935	2 405	1 541
231 NATURAL RUBBER, ETC.	8 431	1 813	1 166	672 INGOTS ETC. IRON OR STEEL	5 841	798	522
232 SYNTHETIC RUBBER, ETC.	47 156	9 143	5 883	673 FLAT-ROLLED IRON ETC.	403 906	37 844	24 501
245 FUEL WOOD, WOOD CHARCOAL	431	60	38	674 FLAT-ROLLED PLATED IRON	155 125	19 745	12 698
246 WOOD IN CHIPS, PARTICLES	18 725	320	206	675 FLAT-ROLLED, ALLOY STEEL	66 652	18 118	11 692
247 WOOD ROUGH, ROUGH SQUARED	21 226	1 190	762	676 IRON, STL. BAR, SHAPES ETC.	212 516	25 094	16 218
248 WOOD, SIMPLY WORKED	47 951	6 576	4 235	677 RAILWAY TRACK IRON, STEEL	6 564	3 039	2 009
251 PULP AND WASTE PAPER	398 809	13 921	8 993	678 WIRE OF IRON OR STEEL	23 799	4 429	2 854
263 COTTON	36 013	7 914	5 146	679 TUBES, PIPES, ETC. IRON, STL	212 680	43 396	27 956
265 VEGETABLE TEXTILE FIBRES	223	47	34	681 SILVER, PLATINUM, ETC.	277	1 757	1 119
				682 COPPER	18 921	14 357	9 439
				683 NICKEL	584	1 404	927



## 7 IMPORTS AND EXPORTS (SPECIAL TRADE) BY COUNTRIES OF PRODUCTION AND CONSUMPTION AND BY GROUPS OF THE SITC-REV. III 1992

GROUP DESCRIPTION	DT = 100 KG	1 000 DM	1 000 \$	GROUP DESCRIPTION	DT = 100 KG	1 000 DM	1 000 \$
684 ALUMINIUM	160 779	55 106	35 353	CZECHOSLOVA			
685 LEAD	21 171	2 118	1 369				
686 ZINC	25 871	5 444	3 490	IMPORTS	160 757 795	7 280 547	4 672 682
689 MISC.NON-FERR.BASE METAL	247	928	611				
691 METALLIC STRUCTURES,NES	120 481	51 686	33 179	001 LIVE ANIMALS	136 713	32 601	21 404
692 CONTAINERS,STORAGE,TRNSP	117 166	57 402	36 810	011 BOVINE MEAT	6 184	4 798	3 046
693 WIRE PRODUCTS EXCL.ELECT	19 436	5 663	3 636	012 OTHER MEAT, MEAT OFFAL	74 868	31 958	20 610
694 NAILS,SCREWS,NUTS,ETC.	12 469	9 162	5 909	017 MEAT,OFFL,PRPD,PRSD,NES	10 145	3 490	2 199
695 TOOLS	13 166	34 431	21 969	022 MILK AND CREAM	28 823	1 062	683
696 CUTLERY	859	3 802	2 428	023 BUTTER,OTHER FAT OF MILK	4 700	988	646
697 HOUSEHOLD EQUIPMENT,NES	15 469	10 936	7 033	024 CHEESE AND CURD	4 783	1 399	928
699 MANUFACTS.BASE METAL,NES	145 021	109 729	70 622	025 EGGS,BIRDS,YOLKS,ALBUMIN	17 775	2 546	1 606
700 CPL IND PLANT (84/85/87)	14 922	33 772	22 156	034 FISH,FRESH,CHILLED,FROZN	33 413	13 317	8 478
711 STEAM GENER. BOILERS,ETC.	15 427	17 519	11 331	045 OTHER CEREALS, UNMILLED	2 695	95	64
712 STEAM TURBINES	5 272	7 184	4 593	048 CEREAL PREPARATIONS	132 889	6 754	4 383
713 INTRNL COMBUS PSTN ENGIN	12 916	29 015	18 814	054 VEGETABLES	1 803 958	96 237	61 441
714 ENGINES,MOTORS NON-ELECT	133	1 443	939	056 VEGETABLES,PRPD,PRSD,NES	68 782	6 207	3 941
716 ROTATING ELECTRIC PLANT	8 640	27 205	17 376	057 FRUIT,NUTS EXCL.OIL NUTS	172 098	7 666	4 920
718 OTH.PWR.GENRTNG.MACHNRY	2 135	6 050	3 968	058 FRUIT,PRESERVED,PREPARED	95 616	9 517	6 113
721 AGRIC.MACHINES,EX.TRACTR	28 566	26 596	17 393	059 FRUIT,VEGETABLE JUICES	43 792	8 517	5 404
722 TRACTORS	1 368	688	444	061 SUGARS,MOLASSES,HONEY	49 970	7 157	4 579
723 CIVIL ENGINEERING EQUIPT	27 415	40 103	25 743	062 SUGAR CONFECTIONERY	8 853	3 441	2 211
724 TEXTILE,LEATHER MACHINES	30 382	88 260	56 831	073 CHOCOLATE,OTH.COCCA PREP	4 841	4 146	2 671
725 PAPER,PULP MILL MACHINES	10 278	19 674	12 919	075 SPICES	8 197	1 045	667
726 PRINTNG,BOOKBINDNG MACHS	13 633	35 186	22 453	081 ANIMAL FEED STUFF	3 001 704	64 504	40 712
727 FOOD-PROCESS.MCH.NON DOM	26 944	70 508	45 378	098 EDIBLE PROD.PREPRNTS,NES	6 189	1 890	1 225
728 OTH.MACH.PTS,SPCL INDUST	107 897	215 993	138 133	111 NON-ALCOHOL.BEVERAGES,NES	1 711	174	115
731 METAL REMOVAL WORK TOOLS	8 878	31 843	20 365	112 ALCOHOLIC BEVERAGES	496 155	43 512	27 886
733 MACH-TOOLS,METAL-WORKING	16 518	34 822	21 937	121 TOBACCO, UNMANUFACTURED	210	114	76
735 PARTS,NES,FOR MACH-TOOLS	8 650	11 763	7 467	211 HIDES,SKINS(EX.FURS),RAW	60 211	13 545	8 680
737 METALWORKING MACHNRY,NES	20 395	61 179	39 260	212 FURSKINS, RAW	112	1 122	706
741 HEATING,COOLING EQUIP,PART	43 292	126 599	81 605	222 OILSEED(SFT.FIX VEG.OIL)	419 312	14 757	9 503
742 PUMPS FOR LIQUIDS,PARTS	10 531	39 200	25 347	223 OILSEED(OTH.FIX.VEG.OIL)	12 287	1 603	1 020
743 PUMPS,NES,CENTRIFUGS ETC	30 623	87 856	56 938	232 SYNTHETIC RUBBER, ETC.	105 361	8 017	5 106
744 MECHANICAL HANDLING EQUIP	65 383	94 169	60 244	245 FUEL WOOD, WOOD CHARCOAL	229 330	5 966	3 853
745 OTH.NONELEC MCH,TOOL,NES	48 507	173 717	110 752	246 WOOD IN CHIPS, PARTICLES	470 313	1 236	790
746 BALL OR ROLLER BEARINGS	5 680	16 067	10 282	247 WOOD ROUGH,ROUGH SQUARED	1 258 122	19 524	12 385
747 TAPS,COCKS,VALVES,ETC.	30 986	83 927	53 999	248 WOOD, SIMPLY WORKED	2 422 308	37 229	59 741
748 TRANSMISSIONS SHAFTS ETC	12 249	25 392	16 417	251 PULP AND WASTE PAPER	538 728	93 495	24 051
749 NON-ELECT MACH.PARTS,ETC	14 778	46 821	30 211	263 COTTON	12 349	988	630
751 OFFICE MACHINES	5 400	30 375	19 817	266 SYNTHETIC FIBRES	25 630	4 400	2 819
752 AUTOMATC.DATA PROC.EQUIP	19 859	130 032	83 118	267 OTHER MAN-MADE FIBRES	29 246	6 921	4 476
759 PARTS,FOR OFFICE MACHINS	5 961	31 889	20 423	268 WOOL, OTHER ANIMAL HAIR	6 561	4 451	2 811
761 TELEVISION RECEIVERS ETC	11 285	35 595	22 686	269 WORN CLOTHING,TEXTL.ARTL	22 439	1 130	725
762 RADIO-BROADCAST RECEIVER	1 353	4 636	2 940	272 FERTILIZERS, CRUDE	13 518	325	208
763 SOUND RECORDER,PHONOGRPH	1 190	9 472	6 049	273 STONE, SAND AND GRAVEL	29 314 549	48 619	31 454
764 TELECOMM.EQUIP,PARTS,NES	26 035	173 367	112 851	274 SULPHUR,UNRSTD.IRON PYRS	108	59	37
771 ELECT POWER MACHNY,PARTS	4 013	11 301	7 263	277 NATURAL ABRASIVES, NES	1 036	122	76
772 ELEC.SWITCH,RELAY,CIRCUIT	18 214	97 510	63 047	278 OTHER CRUDE MINERALS	3 689 552	55 588	35 617
773 ELECTR DISTRIBT.XOY NES	16 715	21 078	13 518	282 FERROUS WASTE AND SCRAP	174 906	12 166	7 749
774 ELECTRO-MEDCL,XYAP EQUIP	1 680	36 866	23 622	285 ALUMINIUM ORE,CONCTR,ETC	39 666	1 564	1 017
775 DOM.ELEC.NON-ELEC.EQUIPT	34 484	58 132	37 271	287 ORE,CONCENTR.BASE METALS	51 893	1 452	941
776 TRANSISTORS,VALVES,ETC.	69 541	106 684	68 879	288 NON-FERROUS WASTE,SCRAP	395 909	75 630	48 564
778 ELECTRIC,MACH.APART,NES	37 052	95 934	61 339	289 PREC.METAL ORES,CONCTR	2 445	24 539	15 576
781 PASS.MOTOR VEHCLS.EX.BUS	181 135	276 802	175 673	291 CRUDE ANIMAL MATERLS,NES	108 684	6 292	4 031
782 GOODS,SPCL TRANSPORT VEH	123 351	120 760	77 559	292 CRUDE VEG.MATERIALS, NES	39 803	8 701	4 266
783 ROAD MOTOR VEHICLES NES	29 819	22 400	14 428	321 COAL,NOT AGGLOMERATED	7 514 654	73 562	47 302
784 PARTS,TRACTORS,MOTOR VEH	76 863	166 246	106 913	322 BRICKETTES,LIGNITE,PEAT	27 345 115	131 272	84 408
785 CYCLES,MOTORCYCLES ETC.	1 609	3 350	2 156	325 COKE,SEMI-COKE,RET.CARBN	2 323 364	34 150	21 982
786 TRAILERS,SEMI-TRAILR,ETC	60 301	28 541	18 244	334 PETROLEUM PRODUCTS	1 573 310	46 137	30 083
791 RAILWAY VEHICLES,EQUIPNT	10 534	15 781	10 266	335 RESIDUAL PETROL.PRODUCTS	1 534 215	27 499	17 763
792 AIRCRAFT,ASSOCTD.EQUIPNT	388	2 134	1 357	342 LIQUEFIED PROPANE,BUTANE	319 562	7 912	5 082
793 SHIP,BOAT,FLOAT,STRUCTRS	300	659	424	344 PETROLEUM GASES, NES	84 596	2 178	1 408
800 CPL IND PLANT CHAP 90/94	229	1 661	1 075	351 ELECTRIC CURRENT, MWH	36 722	1 653	1 066
811 PREFABRICATED BUILDINGS	11 532	3 696	2 372	411 ANIMAL OILS AND FATS	11 424	498	325
812 PLUMBNG,SANITRY,EQPT.ETC	19 542	20 494	13 355	431 ANIMAL,VEG.FATS,OILS,NES	216 242	10 047	6 439
813 LIGHTING FIXTURES ETC,NES	7 425	18 659	11 936	511 HYDROCARBONS,NES,DERIVTS	1 022 117	53 759	34 325
821 FURNITURE,CUSHIONS,ETC.	80 865	70 732	45 120	512 ALCOHOL,PHENOL,ETC.DERIV	146 603	17 691	11 382
831 TRUNK,SUITCASES,BAG,ETC	3 561	7 941	5 134	513 CARBOXYLIC ACIDS,DERIVTS	178 701	26 073	16 610
841 MENS,BOYS CLOTHING,X-KNIT	5 275	21 738	13 998	514 NITROGEN-FUNCT.COMPOUNDS	173 657	32 181	20 467
842 WOMEN,GIRL CLOTHING,XKNIT	3 407	18 851	12 016	515 ORGANO-INORGANIC COMPNDS	12 884	7 699	4 927
843 MENS,BOYS CLOTHING,KNIT	538	1 662	1 062	516 OTHER ORGANIC CHEMICALS	56 697	10 181	6 511
844 WOMEN,GIRLS CLOTHING,KNIT	2 336	11 458	7 382	522 INORGANIC CHEM.ELEMENTS	878 925	30 380	19 495
845 OTHR,TEXTILE APPAREL,NES	4 114	23 073	14 743	523 METAL,SALTS,INORGAN.ACID	129 456	7 648	4 884
846 CLOTHING ACCESSRS,FABRIC	4 758	24 134	15 521	524 OTHER CHEMICAL COMPOUNDS	28 388	2 865	1 839
848 CLOTHING,NONTXTL;HEADGEAR	3 420	16 921	10 948	525 RADIO-ACTIVE MATERIALS	11	254	171
851 FOOTWEAR	17 889	30 674	19 618	531 SYNTH.COLOURS,LAKES,ETC.	5 083	9 742	6 235
871 OPTICAL INSTRUMENTS,NES	290	3 175	2 039	532 DYEING,TANNING MATERIALS	3 162	506	330
872 MEDICAL INSTRUMENTS NES	4 619	55 877	35 658	533 PIGMENTS, PAINTS, ETC.	28 975	4 742	3 020
873 METERS,COUNTERS,NES	1 802	10 298	6 635	541 MEDICINES,ETC.EXC.GRPS42	5 084	25 630	16 419
874 MEASURE,CONTROL INSTRMNT	5 123	82 823	53 243	542 MEDICAMENTS	980	9 002	5 753
881 PHOTOGRAPH APPAR.ETC,NES	2 832	22 228	14 167	551 ESSNTL.OIL,PERFUME,FLAVR	1 082	492	312
882 PHOTO.CINEMATOGRPH.SUPPL	15 126	32 235	20 802	553 PERFUMERY,COSMETICS,ETC.	1 485	1 430	916
883 CINE.FILM EXPOSD.DEVELOP	16	183	117	554 SOAP,CLEANERS,POLISH,ETC	4 745	778	503
884 OPTICAL GOODS NES	367	10 157	6 523	562 FERTILIZER,EXCEPT GRP272	7 199 806	132 604	83 351
885 WATCHES AND CLOCKS	377	4 914	3 167	571 POLYMERS OF ETHYLENE	521 157	53 578	34 687
891 ARMS AND AMMUNITION	518	5 384	3 444	572 POLYMERS OF STYRENE	84 405	11 672	7 523
892 PRINTED MATTER	172 607	103 023	66 430	573 POLYMERS,VINYL CHLORIDE	682 828	65 414	41 910
893 ARTICLES,NES,OF PLASTICS	168 438	106 848	68 627	574 POLYACETAL,POLYCARBONATE	1 960	733	472
894 BABY CARRIAGE,TOYS,GAMES	23 742	39 398	25 057	575 OTH.PLASTIC,PRIMARY FORM	335 314	22 895	14 764
895 OFFICE,STATIONERY SUPPLS	8 159	21 239	13 581	579 PLASTIC WASTE, SCRAP ETC	25 967	1 618	1 044
896 WORKS OF ART,ANTIQUE ETC	708	6 977	4 413	581 PLASTIC TUBE,PIPE,HOSE	2 547	1 946	1 261
897 GOLD,SILVERWARE,JEWL NES	377	7 155	4 600	582 PLASTIC PLATE,SHEETS,ETC	94 696	21 936	14 135
898 MUSICAL INSTRUMENTS,ETC.	11 082	42 351	27 051	583 MONOFILAMENT OF PLASTICS	2 741	773	480
899 MISC MANUFACTRD GOODS NES	25 912	78 672	50 485	591 INSECTICIDES, ETC.	10 476	4 819	2 999
941 COMPL IND PLANT CHAPT 99	5 350	7 116	4 608	592 STARCHES,INULIN,ETC.	21 063	11 951	7 715
971 GOLD,NONMONTY EXCL ORES		891	570	593 EXPLOSIVES,PYROTECHNICS	10 145	3 554	2 319
				597 PREPRED ADDITIVES,LIQUIDS	1 078	108	70
				598 MISC.CHEMICAL PROOTS,NES	177 157	22 211	14 364



## 7 IMPORTS AND EXPORTS (SPECIAL TRADE) BY COUNTRIES OF PRODUCTION AND CONSUMPTION AND BY GROUPS OF THE SITC-REV. III 1992

GROUP DESCRIPTION	DT = 100 KG	1 000 DM	1 000 \$	GROUP DESCRIPTION	DT = 100 KG	1 000 DM	1 000 \$
611 LEATHER	28 081	13 578	8 711	793 SHIP,BOAT,FLOAT.STRUCTRS	2 127	1 332	843
612 MANUFACT. LEATHER ETC.NES	442	876	568	811 PREFABRICATED BUILDINGS	570 446	106 630	68 851
613 FURSKINS,TANNED,DRESSED	348	2 241	1 418	812 PLUMBNG,SANITRY,EQPT.ETC	164 370	33 439	21 372
621 MATERIALS OF RUBBER	42 259	13 147	8 453	813 LIGHTING FIXTURES ETC.NES	19 447	9 875	6 349
625 RUBBER TYRES,TUBES,ETC.	96 687	26 837	17 270	821 FURNITURE,CUSHIONS,ETC.	992 233	262 797	168 186
629 ARTICLES OF RUBBER, NES	45 204	21 436	13 797	831 TRUNK,SUITCASES,BAG,ETC	28 683	34 488	22 245
634 VENEERS, PLYWOOD, ETC.	992 481	45 762	29 241	841 MENS,BOYS CLOTHING,X-KNIT	56 726	198 594	127 606
635 WOOD MANUFACTURES, NES	2 142 186	118 171	75 752	842 WOMEN,GIRL CLOTHING,XKNIT	28 893	166 088	107 424
641 PAPER AND PAPERBOARD	1 432 362	127 916	81 826	843 MENS,BOYS CLOTHING,KNIT	4 842	13 887	8 953
642 PAPER,PAPERBOARD,CUT ETC	55 687	13 051	8 396	844 WOMEN,GIRLS CLOTHING,KNIT	13 408	55 393	35 746
651 TEXTILE YARN	205 454	74 827	47 773	845 OTHR.TEXTILE APPAREL,NES	25 951	106 265	68 209
652 COTTON FABRICS, WOVEN	45 225	50 965	32 678	846 CLOTHING ACCESSRS,FABRIC	13 824	34 735	22 220
653 FABRICS,MAN-MADE FIBRES	24 677	38 647	24 863	848 CLOTHING,NONTXTL;HEADGEAR	7 220	28 252	18 330
654 OTH.TEXTILE FABRIC,WOVEN	39 725	24 564	15 869	851 FOOTWEAR	74 972	162 916	104 613
655 KNIT,CROCHET,FABRIC NES	8 846	7 525	4 767	871 OPTICAL INSTRUMENTS,NES	79	1 548	991
656 TULLE,LACE,EMBROIDRY,ETC	1 043	2 735	1 754	872 MEDICAL INSTRUMENTS NES	7 600	9 609	6 201
657 SPECIAL YARN,TXTL,FABRIC	60 185	23 024	14 644	873 METERS,COUNTERS,NES	895	4 917	3 167
658 TEXTILE ARTICLES NES	59 332	76 943	49 334	874 MEASURE,CONTROL INSTRMNT	11 414	29 695	19 232
659 FLOOR COVERINGS, ETC.	7 144	5 273	3 350	881 PHOTOGRAPH APPAR.ETC.NES	4 699	5 180	3 352
661 LIME,CEMENT,CONSTR.MATRL	30 779 724	261 545	168 923	882 PHOTO.CINEMATOPGRPH.SUPPL	260	835	548
662 CLAY,REFRCT,CONSTR.MATRL	2 835 818	59 904	38 668	883 CINE.FILM EXPOSD.DEVELOPD	4	50	31
663 MINERAL MANUFACTURES,NES	3 327 358	56 385	36 468	884 OPTICAL GOODS NES	410	3 476	2 204
664 GLASS	523 414	52 885	33 957	885 WATCHES AND CLOCKS	1 528	3 985	2 563
665 GLASSWARE	874 665	94 685	60 835	891 ARMS AND AMMUNITION	4 976	10 699	6 868
666 POTTERY	20 233	10 868	6 982	892 PRINTED MATTER	105 533	39 700	25 554
667 PEARLS,PRECIOUS STONES	.	.	.	893 ARTICLES,NES,OF PLASTICS	162 563	52 150	33 651
671 PIG IRON,SPIEGELEISEN,ETC	422 953	35 997	22 681	894 BABY CARRIAGE,TOYS,GAMES	47 815	41 728	27 129
672 INGOTS ETC.IRON OR STEEL	706 822	28 743	18 346	895 OFFICE,STATIONERY SUPPLS	5 284	6 517	4 255
673 FLAT-ROLLED IRON ETC.	3 372 973	173 359	111 041	896 WORKS OF ART,ANTIQUE ETC	1 142	2 401	1 538
674 FLAT-ROLLED PLATED IRON	274 916	22 159	14 577	897 GOLD,SILVERWARE,JEWEL NES	1 009	8 346	5 378
675 FLAT-ROLLED, ALLOY STEEL	22 209	3 472	2 191	898 MUSICAL INSTRUMENTS,ETC.	7 681	16 608	10 691
676 IRON,STL.BAR,SHAPES ETC.	3 574 593	177 819	113 763	899 MISC MANUFCTRD GOODS NES	44 496	25 345	16 264
677 RAILWAY TRACK IRON,STEEL	82 549	4 993	3 205	961 COIN NONGOLD NONCURRENT	3	170	105
678 WIRE OF IRON OR STEEL	803 746	46 866	30 043	971 GOLD,NONMONTY EXCL ORES	16	19 166	12 419
679 TUBES,PIPES,ETC.IRON,STL	1 589 772	131 817	84 316				
681 SILVER,PLATINUM,ETC.	127	2 838	1 814	EXPORTS	27 633 489	8 241 380	5 304 022
682 COPPER	126 609	41 468	26 877	001 LIVE ANIMALS	14 900	11 009	7 008
683 NICKEL	1 883	2 160	1 380	011 BOVINE MEAT	5 176	782	492
684 ALUMINIUM	148 567	41 226	26 424	012 OTHER MEAT, MEAT OFFAL	9 942	1 961	1 249
685 LEAD	63 303	4 602	2 888	017 MEAT,OFFL.PRPD,PRSD,NES	1 628	917	586
686 ZINC	6 061	1 040	682	022 MILK AND CREAM	196 532	33 470	21 526
689 MISC.NON-FERR.BASE METAL	1 921	1 725	1 091	023 BUTTER,OTHER FAT OF MILK	1 072	176	107
691 METALLIC STRUCTURES NES	506 167	81 034	52 396	024 CHEESE AND CURD	11 638	4 892	3 192
692 CONTAINERS,STORAGE,TRNSP	172 008	30 593	19 659	025 EGGS,BIRDS,YOLKS,ALBUMIN	1 264	130	82
693 WIRE PRODUCTS EXCL.ELECT	443 796	26 867	17 373	034 FISH,FRESH,CHILLED,FROZN	36 778	5 460	3 516
694 NAILS,SCREWS,NUTS,ETC.	219 277	25 032	16 053	035 FISH,DRIED,SALTED,SMOKED	75	182	113
695 TOOLS	17 282	34 491	22 143	036 CRUSTACEANS,MOLLUSCS ETC	506	144	92
696 CUTLERY	1 062	1 756	1 137	037 FISH ETC.PRPD,PRSD,NES	10 610	4 436	2 817
697 HOUSEHOLD EQUIPMENT,NES	84 527	27 452	17 758	044 MAIZE UNMILLED	2 440	974	595
699 MANUFACTS.BASE METAL,NES	775 469	149 125	95 778	045 OTHER CEREALS, UNMILLED	9 230	910	625
711 STEAM GENER. BOILERS,ETC.	4 606	1 521	8 087	048 CEREAL PREPARATIONS	17 564	8 401	5 418
712 STEAM TURBINES	5 559	12 633	8 087	054 VEGETABLES	110 274	13 702	8 645
713 INTRNL COMBUS PSTN ENGIN	16 201	14 297	9 193	056 VEGETABLES,PRPD,PRSD,NES	8 188	2 342	1 503
714 ENGINES,MOTORS NON-ELECT	38	870	32 927	057 FRUIT,NUTS EXCL.OIL NUTS	53 678	6 768	4 330
716 ROTATING ELECTRIC PLANT	58 274	51 256	2 735	058 FRUIT,PRESERVED,PREPARED	19 636	6 196	3 961
718 OTH.POWR.GENRTNG.MACHNRY	5 396	4 280	15 567	059 FRUIT, VEGETABLE JUICES	7 757	894	564
721 AGRIC.MACHINES,EX.TRACTR	65 613	24 146	30 924	061 SUGARS,MOLASSES,HONEY	118 066	5 178	3 269
722 TRACTORS	100 916	48 631	60 597	062 SUGAR CONFECTIONERY	4 354	4 778	3 018
723 CIVIL ENGINEERING EQUIPT	316 087	93 721	24 550	071 COFFEE,COFFEE SUBSTITUTE	11 058	4 544	2 914
724 TEXTILE,LEATHER MACHINES	21 974	38 297	2 115	072 COCOA	7 960	1 492	963
725 PAPER,PULP MILL MACHINES	6 502	3 278	1 157	073 CHOCOLATE,OTH.COCOA PREP	17 697	12 932	8 338
726 PRINTNG,BOOKBINDNG MACHS	3 877	1 830	3 160	074 TEA AND MATE	227	338	207
727 FOOD-PROCESS.MCH.NON DOM	4 824	4 843	24 684	075 SPICES	5 431	3 772	2 439
728 OTH.MACH.PTS,SPCL INDUST	102 742	38 493	21 658	081 ANIMAL FEED STUFF	1 304 313	85 622	54 967
731 METAL REMOVAL WORK TOOLS	39 055	33 919	6 852	091 MARGARINE AND SHORTENING	157 730	26 515	17 485
733 MACH-TOOLS,METAL-WORKING	30 716	10 839	12 583	098 EDIBLE PROD.PREPRNTS,NES	68 392	26 726	17 089
735 PARTS,NES,FOR MACH-TOOLS	41 323	19 649	7 718	111 NON-ALCOHOL.BEVERAGE,NES	31 145	2 677	1 740
737 METALWORKING MACHNRY NES	22 863	11 806	12 364	112 ALCOHOLIC BEVERAGES	35 947	9 423	6 055
741 HEATING,COOLNG EQUIP,PART	52 781	19 352	4 349	121 TOBACCO, UNMANUFACTURED	7 235	279	189
742 PUMPS FOR LIQUIDS,PARTS	13 641	6 760	7 396	122 TOBACCO, MANUFACTURED	7 567	20 035	13 020
743 PUMPS NES,CENTRIFUGS ETC	26 819	11 493	34 929	211 HIDES,SKINS(EX.FURS),RAW	49 827	9 961	6 373
744 MECHANICAL HANDLING EQUIP	139 280	54 455	7 987	212 FURSKINS, RAW	61	351	229
745 OTH.NONELEC MCH,TOOL,NES	22 873	12 347	7 369	222 OILSEED(SFT.FIX VEG.OIL)	2 745	460	290
746 BALL OR ROLLER BEARINGS	10 704	11 544	12 675	223 OILSEED(OTH.FIX.VEG.OIL)	570	183	118
747 TAPS,COCKS,VALVES,ETC.	35 777	19 714	13 025	231 NATURAL RUBBER, ETC.	12 288	2 096	1 366
748 TRANSMISSIONS SHAFTS ETC	47 506	20 162	7 452	232 SYNTHETIC RUBBER, ETC.	94 666	18 999	12 154
749 NON-ELECT MACH.PARTS,ETC	19 643	11 562	2 290	244 CORK,NATURAL,RAW;WASTE	81	104	70
751 OFFICE MACHINES	1 958	3 604	2 394	246 WOOD IN CHIPS, PARTICLES	250 671	3 755	2 414
752 AUTOMATC.DATA PROC.EQUIP	481	3 754	15 993	247 WOOD ROUGH,ROUGH SQUARED	989 621	12 873	8 322
759 PARTS,FOR OFFICE MACHINS	11 447	25 140	1 228	248 WOOD, SIMPLY WORKED	48 401	4 312	2 769
761 TELEVISION RECEIVERS ETC	660	1 928	68	251 PULP AND WASTE PAPER	72 058	1 804	1 157
762 RADIO-BROADCAST RECEIVER	52	105	1 496	263 COTTON	64 230	16 520	10 438
763 SOUND RECORDER,PHONOGRPH	641	2 273	9 321	265 VEGETABLE TEXTILE FIBRES	238	63	40
764 TELECOMM.EQUIP.PARTS NES	7 895	14 436	12 457	266 SYNTHETIC FIBRES	24 049	7 533	4 835
771 ELECT POWER MACHNRY,PARTS	10 530	19 309	39 349	267 OTHER MAN-MADE FIBRES	12 858	7 121	4 563
772 ELECT.SWITCH.RELAY.CIRCUT	28 332	61 023	80 260	268 WOOL, OTHER ANIMAL HAIR	17 039	16 805	10 704
773 ELECTR DISTRIBT.EQPT NES	169 589	124 879	460	269 WORN CLOTHING,TEXTL.ARTL	61 582	5 634	3 629
774 ELECTRO-MEDCL.XRAY EQUIP	35	721	21 840	273 STONE, SAND AND GRAVEL	232 475	4 020	2 588
775 DOM.ELEC.NON-ELEC.EQUIPT	37 458	34 038	3 007	274 SULPHUR,UNRSTD.IRON PYRS	607 101	9 187	5 861
776 TRANSISTORS,VALVES,ETC.	2 690	4 733	51 951	277 NATURAL ABRASIVES, NES	548	266	165
778 ELECTRIC.MACH.APPART,NES	15 328	81 047	192 642	278 OTHER CRUDE MINERALS	5 607 852	29 395	18 704
781 PASS.MOTOR VEHCLS,EX.BUS	315 470	301 885	65 733	282 FERROUS WASTE AND SCRAP	3 399 843	19 472	12 632
782 GOODS,SPCL TRANSPORT VEH	210 380	103 258	5 982	285 ALUMINIUM ORE,CONCTR.ETC	40 078	1 366	872
783 ROAD MOTOR VEHICLES NES	12 708	9 428	10 966	287 ORE,CONCENTR.BASE METALS	59 462	1 977	1 259
784 PARTS,TRACTORS,MOTOR VEH	173 637	79 456	13 630	288 NON-FERROUS WASTE,SCRAP	49 420	5 887	3 809
785 CYCLES,MOTORCYCLES ETC	24 652	21 266	48 581	291 CRUDE ANIMAL MATERLS,NES	12 017	9 188	5 874
786 TRAILERS,SEMI-TRAILR,ETC	393 492	75 917	23 151	292 CRUDE VEG.MATERIALS, NES	13 792	27 142	17 022
791 RAILWAY VEHICLES.EQUIPNT	118 500	36 020	1 933	325 COKE,SEMI-COKE,RET.CARBON	1 155	56	37
792 AIRCRAFT,ASOCTD.EQUIPNT	269	2 994					



## 7 IMPORTS AND EXPORTS (SPECIAL TRADE) BY COUNTRIES OF PRODUCTION AND CONSUMPTION AND BY GROUPS OF THE SITC-REV. III 1992

GROUP DESCRIPTION	DT = 100 KG	1 000 DM	1 000 \$	GROUP DESCRIPTION	DT = 100 KG	1 000 DM	1 000 \$
334 PETROLEUM PRODUCTS	1 738 510	75 845	49 165	714 ENGINES,MOTORS NON-ELECT	12	567	371
335 RESIDUAL PETROL. PRODUCTS	198 166	8 509	5 539	716 ROTATING ELECTRIC PLANT	19 136	44 339	28 527
342 LIQUEFIED PROPANE,BUTANE	5 499	398	257	718 OTH. POWR. GENRTNG. MACHNRY	3 827	59 333	38 142
344 PETROLEUM GASES, NES	8 506	181	115	721 AGRIC. MACHINES, EX. TRACTR	41 040	55 407	36 041
351 ELECTRIC CURRENT, MWH	1 259 683	55 501	42 838	722 TRACTORS	2 499	3 183	2 076
411 ANIMAL OILS AND FATS	5 023	576	365	723 CIVIL ENGINEERING EQUIPT	83 907	98 965	63 702
421 FIXED VEG. FAT, OILS, SOFT	85 029	9 814	6 325	724 TEXTILE, LEATHER MACHINES	54 203	172 307	110 697
422 FIXED VEG. FAT, OILS, OTHER	28 513	3 103	1 968	725 PAPER, PULP MILL MACHINES	12 418	44 321	28 715
431 ANIMAL, VEG. FATS, OILS, NES	28 864	3 762	2 436	726 PRINTING, BOOKBINDNG MACHS	22 968	70 284	44 711
511 HYDROCARBONS, NES, DERIVTS	419 079	26 674	17 053	727 FOOD-PROCESS. MCH. NON DOM	22 825	74 783	48 384
512 ALCOHOL, PHENOL, ETC. DERIV	494 192	25 544	16 342	728 OTH. MACH. PTS, SPCL INDUST	109 839	325 497	209 049
513 CARBOXYLIC ACIDS, DERIVTS	85 155	15 537	9 971	731 METAL REMOVAL WORK TOOLS	24 910	102 530	66 506
514 NITROGEN-FUNCT. COMPOUNDS	60 750	21 398	13 686	733 MACH-TOOLS, METAL-WORKING	18 670	45 604	29 714
515 ORGANO-INORGANIC COMPNDS	19 220	13 358	8 538	735 PARTS, NES, FOR MACH-TOOLS	8 611	22 992	14 889
516 OTHER ORGANIC CHEMICALS	27 205	9 626	6 181	737 METALWORKING MACHNRY NES	7 904	37 904	24 299
522 INORGANIC CHEM. ELEMENTS	502 257	32 258	20 512	741 HEATING, COOLING EQUIP, PART	68 173	179 772	115 802
523 METAL. SALTS, INORGAN. ACID	1 714 994	58 145	37 284	742 PUMPS FOR LIQUIDS, PARTS	10 765	41 837	27 013
524 OTHER CHEMICAL COMPOUNDS	18 260	9 051	5 809	743 PUMPS NES, CENTRIFUGS ETC	25 449	93 592	60 545
525 RADIO-ACTIVE MATERIALS	248	18 043	11 163	744 MECHANICAL HANDLING EQUIP	62 292	105 340	67 845
531 SYNTH. COLOURS, LAKES, ETC.	9 897	20 397	13 076	745 OTH. NONELEC MCH, TOOL, NES	40 887	204 292	132 138
532 DYEING, TANNING MATERIALS	7 520	2 369	1 519	746 BALL OR ROLLER BEARINGS	8 183	25 652	16 416
533 PIGMENTS, PAINTS, ETC.	139 822	90 408	58 506	747 TAPS, COCKS, VALVES, ETC.	12 156	57 173	36 963
541 MEDICINES, ETC. EXC. GRP542	3 390	19 706	12 634	748 TRANSMISSIONS SHAFTS, ETC	9 217	18 426	11 884
542 MEDICAMENTS	15 864	71 646	45 967	749 NON-ELECT MACH. PARTS, ETC	24 144	77 362	49 912
551 ESSENT. OIL, PERFUME, FLAVR	4 109	9 657	6 187	751 OFFICE MACHINES	6 881	46 355	29 645
553 PERFUMERY, COSMETICS, ETC.	44 750	33 687	21 699	752 AUTOMATC. DATA PROC. EQUIP	12 569	188 650	121 158
554 SOAP, CLEANERS, POLISH, ETC	143 520	35 776	22 963	759 PARTS, FOR OFFICE MACHINS	11 392	63 057	40 526
562 FERTILIZER, EXCEPT GRP272	1 561 851	28 868	18 232	761 TELEVISION RECEIVERS ETC	4 842	16 097	10 331
571 POLYMERS OF ETHYLENE	29 965	6 263	4 043	762 RADIO-BROADCAST RECEIVER	1 905	10 622	6 886
572 POLYMERS OF STYRENE	28 198	8 835	5 667	763 SOUND RECORDER, PHONOGRPH	1 127	12 406	7 967
573 POLYMERS, VINYL CHLORIDE	43 588	11 217	7 172	764 TELECOMM. EQUIP. PARTS NES	15 796	173 039	112 806
574 POLYACETAL, POLYCARBONATE	73 672	30 483	19 628	771 ELECT. POWER MACHNRY PARTS	15 804	36 173	23 456
575 OTH. PLASTIC, PRIMARY FORM	111 134	50 474	32 447	772 ELEC. SWITCH, RELAY, CIRCUIT	32 685	221 358	143 447
579 PLASTIC WASTE, SCRAP ETC	6 526	630	405	773 ELECTR. DISTRIB. EQPT NES	70 162	118 888	76 505
581 PLASTIC TUBE, PIPE, HOSE	11 014	16 567	10 707	774 ELECTRO-MEDCL. XRAY EQUIP	2 241	60 677	38 844
582 PLASTIC PLATE, SHEETS, ETC	57 026	44 966	29 060	775 DOM. ELEC. NON-ELEC. EQUIPT	28 479	52 370	33 691
583 MONOFILAMENT OF PLASTICS	20 407	12 677	8 208	776 TRANSISTORS, VALVES, ETC.	22 151	55 056	35 254
591 INSECTICIDES, ETC.	7 023	11 741	7 335	778 ELECTRIC MACH. APPART. NES	63 915	188 982	121 337
592 STARCHES, INULIN, ETC.	21 113	10 933	7 025	781 PASS. MOTOR VEHCLS. EX. BUS	201 815	381 192	245 140
593 EXPLOSIVES, PYROTECHNICS	1 193	1 435	928	782 GOODS, SPCL TRANSPORT VEH	47 817	52 718	33 883
597 PREPRD ADDITIVES, LIQUIDS	43 346	16 859	10 799	783 ROAD MOTOR VEHICLES NES	65 299	119 744	76 938
598 MISC. CHEMICAL PRODN. NES	219 530	69 352	44 477	784 PARTS, TRACTORS, MOTOR VEH	116 597	198 274	128 312
600 CPL IND PLANT CHAP 69-76	1 196	3 845	2 455	785 CYCLES, MOTORCYCLES ETC.	12 701	18 199	11 723
611 LEATHER	8 987	31 690	20 398	786 TRAILERS, SEMI-TRAIL, ETC	76 780	70 900	45 286
612 MANUFACT. LEATHER ETC. NES	418	1 923	1 245	791 RAILWAY VEHICLES, EQUIPNT	51 685	18 721	12 140
613 FURS/KINS, TANNED, DRESSED	764	6 619	4 292	792 AIRCRAFT, ASSOCTD. EQUIPNT	2 013	16 192	10 327
621 MATERIALS OF RUBBER	20 497	23 309	15 056	793 SHIP, BOAT, FLOAT, STRUCTRS	161	811	526
625 RUBBER TYRES, TUBES, ETC.	18 525	8 895	5 747	800 CPL IND PLANT CHAP 90/94	409	11 553	7 483
629 ARTICLES OF RUBBER, NES	10 448	24 616	15 320	811 PREFABRICATED BUILDINGS	3 196	1 548	993
633 CORK MANUFACTURES	211	300	192	812 PLUMBING, SANITRY, EQPT. ETC	36 690	17 945	11 493
634 VENEERS, PLYWOOD, ETC.	59 587	11 314	7 272	813 LIGHTING FIXTURES ETC. NES	7 234	19 327	12 437
635 WOOD MANUFACTURES, NES	29 053	7 497	4 830	821 FURNITURE, CUSHIONS, ETC.	113 269	89 348	57 516
641 PAPER AND PAPERBOARD	482 513	74 033	47 462	831 TRUNK, SUITCASES, BAG, ETC	5 623	9 736	6 260
642 PAPER, PAPERBOARD, CUT ETC	165 119	58 862	37 683	841 MENS, BOYS CLOTHING, X-KNIT	4 459	16 460	10 556
651 TEXTILE YARN	41 812	55 744	35 722	842 WOMEN, GIRL CLOTHING, XKNIT	6 759	27 346	17 480
652 COTTON FABRICS, WOVEN	34 006	65 226	41 846	843 MENS, BOYS CLOTHING, KNIT	1 451	5 017	3 224
653 FABRICS, MAN-MADE FIBRES	35 466	109 485	69 965	844 WOMEN, GIRLS CLOTHING, KNIT	5 468	23 662	15 225
654 OTH. TEXTILE FABRIC, WOVEN	12 051	47 627	30 597	845 OTHR. TEXTILE APPAREL, NES	8 217	37 035	23 735
655 KNIT, CROCHET, FABRIC NES	11 847	41 490	26 780	846 CLOTHING ACCESSRS, FABRIC	4 240	19 551	12 589
656 TULLE, LACE, EMBROIDRY, ETC	2 425	12 858	8 247	848 CLOTHING, NONTXLT; HEADGEAR	6 866	21 388	13 842
657 SPECIAL YARN, TXLT. FABRIC	31 177	65 648	42 272	851 FOOTWEAR	22 254	44 748	28 596
658 TEXTILE ARTICLES NES	4 914	10 044	6 483	871 OPTICAL INSTRUMENTS, NES	197	4 084	2 647
659 FLOOR COVERINGS, ETC.	5 739	3 799	2 417	872 MEDICAL INSTRUMENTS NES	4 583	55 723	35 791
661 LIME, CEMENT, CONSTR. MATRL	74 403	7 538	4 910	873 METERS, COUNTERS, NES	7 019	41 272	26 440
662 CLAY, REFRCT. CONSTR. MATRL	102 959	18 254	11 661	874 MEASURE, CONTROL INSTRMNT	14 949	190 666	122 512
663 MINERAL MANUFACTURES, NES	137 946	40 440	26 042	881 PHOTOGRAPH APPAR. ETC. NES	6 542	21 710	13 969
664 GLASS	326 534	17 323	11 087	882 PHOTO. CINEMATOGRPH. SUPPL	11 100	21 730	14 014
665 GLASSWARE	22 347	6 336	4 078	883 CINE. FILM EXPOSD. DEVELPD	9	55	62
666 POTTERY	10 752	7 465	4 807	884 OPTICAL GOODS NES	584	9 647	6 168
667 PEARLS, PRECIOUS STONES	.	.	.	885 WATCHES AND CLOCKS	1 467	9 403	6 073
671 PIG IRON, SPIEGELEISN, ETC	24 449	4 840	3 106	891 ARMS AND AMMUNITION	223	2 054	1 317
672 INGOTS ETC. IRON OR STEEL	3 567	550	356	892 PRINTED MATTER	58 203	58 251	37 401
673 FLAT-ROLLED IRON ETC.	544 716	50 622	32 487	893 ARTICLES, NES, OF PLASTICS	89 413	89 635	57 846
674 FLAT-ROLLED PLATED IRON	65 764	9 733	6 271	894 BABY CARRIAGE, TOYS, GAMES	24 819	42 324	27 223
675 FLAT-ROLLED, ALLOY STEEL	46 730	14 336	9 297	895 OFFICE, STATIONERY SUPPLS	5 208	14 403	9 187
676 IRON, STL. BAR, SHAPES ETC.	167 765	22 552	14 605	896 WORKS OF ART, ANTIQUE ETC	158	5 363	3 551
677 RAILWAY TRACK IRON, STEEL	3 215	1 043	673	897 GOLD, SILVERWARE, JEWEL NES	435	11 249	7 294
678 WIRE OF IRON OR STEEL	20 826	4 966	3 189	898 MUSICAL INSTRUMENTS, ETC.	18 977	80 946	51 907
679 TUBES, PIPES, ETC. IRON, STL	135 462	38 602	24 792	899 MISC MANUFCTRD GOODS NES	12 662	37 540	24 177
681 SILVER, PLATINUM, ETC.	93	4 656	2 976	941 COMPL IND PLANT CHAPT 99	6 871	2 107	1 301
682 COPPER	213 540	89 523	57 519	971 GOLD, NONMONTY EXCL DRES	14	19 730	12 801
683 NICKEL	4 001	4 783	3 102				
684 ALUMINIUM	48 121	27 602	17 738	HUNGARY			
685 LEAD	5 426	586	372				
686 ZINC	6 007	1 731	1 105	IMPORTS	17 464 030	4 623 457	2 970 143
687 TIN	118	159	103				
689 MISC. NON-FERR. BASE METAL	853	609	390	001 LIVE ANIMALS	57 201	16 248	10 397
691 METALLIC STRUCTURES NES	75 073	45 135	29 073	011 BOVINE MEAT	3 616	2 581	1 634
692 CONTAINERS, STORAGE, TRNSP	35 024	30 543	20 142	012 OTHER MEAT, MEAT OFFAL	361 270	194 701	125 991
693 WIRE PRODUCTS EXCL. ELECT	8 492	3 884	2 510	016 MEAT, ED. OFFL, DRY, SLT, SMK	1 057	577	381
694 NAILS, SCREWS, NUTS, ETC.	13 141	10 029	6 471	017 MEAT, OFFL, PRPD, PRSVD, NES	199 650	124 541	80 087
695 TOOLS	17 485	60 383	38 881	024 CHEESE AND CURD	531	272	171
696 CUTLERY	1 934	5 255	3 376	025 EGGS, BIRDS, YOLKS, ALBUMIN	3 059	1 176	742
697 HOUSEHOLD EQUIPMENT, NES	16 069	13 980	8 959	034 FISH, FRESH, CHILLED, FROZN	4 469	3 325	2 108
699 MANUFACTS. BASE METAL, NES	121 735	108 365	69 942	044 MAIZE UNMILLED	116 673	26 530	16 358
700 CPL IND PLANT (84/85/87)	30 127	103 621	67 236	045 OTHER CEREALS, UNMILLED	36 477	1 490	987
711 STEAM GENER. BOILERS, ETC.	5 393	9 785	6 232	048 CEREAL PREPARATIONS	48 857	7 664	4 942
712 STEAM TURBINES	2 188	9 466	6 102	054 VEGETABLES	1 316 676	79 430	51 818
713 INTRNL COMBUS PSTN ENGIN	12 379	38 518	24 726	056 VEGETABLES, PRPD, PRSVD, NES	679 495	87 115	55 341



7 IMPORTS AND EXPORTS (SPECIAL TRADE) BY COUNTRIES OF PRODUCTION AND CONSUMPTION AND BY GROUPS OF THE SITC-REV. III 1992

GROUP DESCRIPTION	DT = 100 KG	1 000 DM	1 000 \$	GROUP DESCRIPTION	DT = 100 KG	1 000 DM	1 000 \$
057 FRUIT,NUTS EXCL.OIL NUTS	410 168	35 740	23 528	661 LIME,CEMENT,CONSTR.MATRL	46 631	1 973	1 296
058 FRUIT,PRESERVED,PREPARED	264 266	49 425	31 964	662 CLAY,REFRCT,CONSTR.MATRL	147 524	16 021	10 277
059 FRUIT, VEGETABLE JUICES	94 746	21 168	13 652	663 MINERAL MANUFACTURES,NES	76 074	12 027	7 723
061 SUGARS,MOLASSES,HONEY	29 459	6 917	4 451	664 GLASS	191 283	21 730	13 895
062 SUGAR CONFECTIONERY	18 530	4 560	2 930	665 GLASSWARE	255 426	25 029	15 977
071 COFFEE,COFFEE SUBSTITUTE	2 811	294	191	666 POTTERY	6 515	7 427	4 774
073 CHOCOLATE,OTH.COCOA PREP	8 453	4 653	2 983	671 PIG IRON,SPIEGELEISN,ETC	19 212	1 446	937
074 TEA AND MATE	37	63	41	672 INGOTS ETC.IRON OR STEEL	7 872	548	339
075 SPICES	42 486	19 590	12 560	673 FLAT-ROLLED IRON ETC.	781 758	43 736	27 884
081 ANIMAL FEED STUFF	412 020	11 636	7 311	675 FLAT-ROLLED, ALLOY STEEL	2 917	462	305
098 EDIBLE PROD.PREPRNTS,NES	54 952	10 092	6 483	676 IRON,STL.BAR,SHAPES ETC.	607 080	30 293	19 231
111 NON-ALCOHOL.BEVERAGE,NES	2 082	243	153	677 RAILWAY TRACK IRON,STEEL	730	75	46
112 ALCOHOLIC BEVERAGES	210 480	26 064	16 689	678 WIRE OF IRON OR STEEL	19 167	1 308	828
121 TOBACCO, UNMANUFACTURED	4 893	3 932	2 561	679 TUBES,PIPES,ETC.IRON,STL	545 988	49 147	31 388
211 HIDES,SKINS(EX.FURS),RAW	20 585	5 009	3 145	681 SILVER,PLATINUM,ETC.	1	1 300	877
212 FURSKINS, RAW	15	180	115	682 COPPER	99 106	36 608	23 648
222 OILSEED(SFT.FIX VEG.OIL)	371 819	21 242	13 643	684 ALUMINIUM	139 564	43 215	27 913
223 OILSEED(OTH.FIX.VEG.OIL)	54 452	11 719	7 416	685 LEAD	4 393	370	246
232 SYNTHETIC RUBBER, ETC.	4 959	547	347	686 ZINC	1 445	208	130
246 WOOD IN CHIPS, PARTICLES	18 983	564	368	687 TIN	252	254	175
247 WOOD ROUGH,ROUGH SQUARED	7 775	266	168	688 MISC.NON-FERR.BASE METAL	1 466	877	546
248 WOOD, SIMPLY WORKED	109 939	9 601	6 098	691 METALLIC STRUCTURES NES	211 204	60 696	39 259
251 PULP AND WASTE PAPER	44 564	1 923	1 207	692 CONTAINERS,STORAGE,TRNSP	42 034	16 275	10 445
263 COTTON	14 628	1 247	796	693 WIRE PRODUCTS EXCL.ELECT	7 042	1 980	1 212
266 SYNTHETIC FIBRES	5 144	856	536	694 NAILS,SCREWS,NUTS,ETC.	59 370	10 247	6 568
267 OTHER MAN-MADE FIBRES	14 597	1 750	1 111	695 TOOLS	9 675	12 203	7 831
268 WOOL, OTHER ANIMAL HAIR	9 058	2 957	1 912	696 CUTLERY	105	137	88
269 WORN CLOTHING,TEXTL.ARTL	6 180	521	331	697 HOUSEHOLD EQUIPMENT,NES	109 312	53 873	34 775
273 STONE, SAND AND GRAVEL	10 442	276	176	698 MANUFACTS.BASE METAL,NES	307 233	96 510	61 965
277 NATURAL ABRASIVES, NES	1 140	214	141	711 STEAM GENER. BOILERS,ETC.	10 148	2 988	1 936
278 OTHER CRUDE MINERALS	183 708	3 230	2 081	712 STEAM TURBINES	1 773	1 654	1 054
282 FERROUS WASTE AND SCRAP	37 090	4 107	2 617	713 INTRNL COMBUS PSTN ENGIN	21 496	33 425	21 745
283 COPPER ORES,CONCENTRATES	312	182	115	714 ENGINES,MOTORS NON-ELECT	1 906	1 717	1 097
285 ALUMINIUM ORE,CONCTR,ETC	50 042	2 055	1 325	716 ROTATING ELECTRIC PLANT	59 423	60 654	38 936
288 NON-FERROUS WASTE,SCRAP	196 780	37 021	24 005	718 OTH.POWR.GENRTNG.MACHNRY	3 752	5 471	3 505
289 PREC.METAL ORES,CONCRTS	4	5 140	3 282	721 AGRIC.MACHINES,EX.TRACTR	109 199	54 167	34 552
291 CRUDE ANIMAL MATERLS,NES	51 410	53 239	34 197	722 TRACTORS	2 818	1 748	1 123
292 CRUDE VEG.MATERIALS, NES	120 053	25 117	16 026	723 CIVIL ENGINEERING EQUIPT	168 768	55 505	35 697
321 COAL,NOT AGGLOMERATED	10 000	120	81	724 TEXTILE,LEATHER MACHINES	9 279	9 043	5 799
322 BRIQUETTES,LIGNITE,PEAT	12 351	99	66	725 PAPER,PULP MILL MACHINES	834	884	572
325 COKE,SEMI-COKE,RET.CARBN	110 795	2 276	1 472	726 PRINTNG,BDCKBINDNG MACHS	1 661	1 125	726
334 PETROLEUM PRODUCTS	2 116 847	67 134	43 035	727 FOOD-PROCESS.MCH.NON DOM	1 953	1 734	1 122
335 RESIDUAL PETROL.PRODUCTS	476 086	26 556	16 993	728 OTH.MACH,PTS,SPCL INDUST	50 714	25 646	16 429
344 PETROLEUM GASES, NES	15 120	266	171	731 METAL REMOVAL WORK TOOLS	9 749	23 516	14 987
411 ANIMAL OILS AND FATS	54 451	4 964	3 168	733 MACH-TOOLS,METAL-WORKING	5 998	3 439	2 180
421 FIXED VEG.FAT,OILS, SOFT	8 231	898	549	735 PARTS,NES,FOR MACH-TOOLS	10 996	10 054	6 472
422 FIXED VEG.FAT,OILS,OTHER	33	82	52	737 METALWORKING MACHNRY NES	8 472	8 490	5 483
431 ANIMAL,VEG.FATS,OILS,NES	27 582	1 221	72	741 HEATING,COOLNG EQUIP,PART	39 826	28 633	18 304
511 HYDROCARBONS,NES,DERIVTS	264 763	13 801	8 829	742 PUMPS FOR LIQUIDS,PARTS	5 213	7 988	5 102
512 ALCOHOL,PHENOL,ETC.DERIV	8 000	1 891	1 184	743 PUMPS,NES,CENTRIFUGS ETC	20 821	19 772	12 643
513 CARBOXYLIC ACIDS,DERIVTS	70 795	10 266	6 564	744 MECHANICAL HANDLING EQUIP	66 736	26 067	16 721
514 NITROGEN-FUNCT.COMPOUNDS	59 919	23 282	14 795	745 OTH.NONELEC MCH,TOOL,NES	14 838	7 926	5 121
515 ORGANO-INORGANIC COMPNDS	14 468	12 064	7 711	746 BALL OR ROLLER BEARINGS	19 631	20 950	13 376
516 OTHER ORGANIC CHEMICALS	60 944	3 580	2 222	747 TAPS,COCKS,VALVES,ETC.	11 470	24 987	16 015
522 INORGANIC CHEM.ELEMENTS	126 611	7 184	4 631	748 TRANSMISSIONS SHAFTS ETC	10 736	9 234	5 951
523 METAL.SALTS,INORGAN.ACID	164 548	7 120	4 570	749 NON-ELECT MACH.PARTS,ETC	17 045	22 880	14 709
524 OTHER CHEMICAL COMPOUNDS	2 759	209	132	751 OFFICE MACHINES	36	89	57
525 RADIO-ACTIVE MATERIALS	6	94	59	752 AUTOMATC.DATA PROC.EQUIP	77	1 375	864
531 SYNTH.COLOURS,LAKES,ETC.	87	50	32	759 PARTS,FOR OFFICE MACHINS	4 548	5 917	3 774
533 PIGMENTS, PAINTS, ETC.	1 910	585	378	761 TELEVISION RECEIVERS ETC	2 580	3 169	2 014
541 MEDICINES,ETC.EXC.GRP542	548	7 080	4 535	763 SOUND RECORDER,PHONOGRPH	55	357	261
542 MEDICAMENTS	6 615	22 859	14 639	764 TELECOMM.EQUIP,PARTS NES	12 374	17 244	11 112
551 ESSNTIAL OIL,PERFUME,FLAVR	2 437	1 274	814	771 ELECT POWER MACHNRY,PARTS	13 253	26 272	16 917
553 PERFUMERY,COSMETICS,ETC.	342	319	196	772 ELEC.SWITCH,RELAY,CIRCUIT	13 034	52 562	33 903
554 SOAP,CLEANERS,POLISH,ETC	3 652	607	386	773 ELECTR.DISTRIB.EQPT NES	116 100	196 649	126 306
556 FERTILIZER,EXCEPT GRP272	543 922	11 844	7 442	774 ELECTRO-MEDCL,XRAY EQUIP	315	1 375	875
571 POLYMERS OF ETHYLENE	303 757	42 957	27 572	775 DOM.ELEC,NON-ELEC.EQUIPT	95 286	56 373	36 391
572 POLYMERS OF STYRENE	26 514	5 084	3 300	776 TRANSISTORS,VALVES,ETC.	225	3 779	2 432
573 POLYMERS,VINYL CHLORIDE	257 566	23 798	15 264	778 ELECTRIC.MACH.APPLT,NES	21 367	46 798	30 177
574 POLYACETAL,POLYCARBONATE	5 386	2 120	1 371	781 PASS.MOTOR VEHCLS.EX.BUS	10 933	17 793	11 760
575 OTH.PLASTIC,PRIMARY FORM	16 343	2 138	1 367	782 GOODS,SPCL TRANSPORT VEH	11 770	5 782	3 784
579 PLASTIC WASTE, SCRAP ETC	3 500	594	377	783 ROAD MOTOR VEHICLES NES	5 268	1 771	1 130
581 PLASTIC TUBE,PIPE,HOSE	3 699	1 741	1 133	784 PARTS,TRACTORS,MOTOR VEH	60 852	62 799	40 473
582 PLASTIC PLATE,SHEETS,ETC	33 617	8 960	5 727	785 CYCLES,MOTORCYCLES ETC.	2 974	1 691	1 080
583 MONOFILAMENT OF PLASTICS	3 428	928	592	786 TRAILERS,SEMI-TRAILR,ETC	260 439	95 629	61 228
591 INSECTICIDES, ETC.	1 799	2 640	1 688	791 RAILWAY VEHICLES.EQUIPNT	12 446	18 270	11 592
592 STARCHES,INULIN,ETC.	5 518	3 563	2 333	792 AIRCRAFT,ASOCTD.EQUIPNT	91	1 220	786
593 EXPLOSIVES,PYROTECHNICS	122	202	127	793 SHIP,BOAT,FLOAT.STRUCTRS	266	565	364
597 PREPRD ADDITIVES,LIQUIDS	4 964	1 040	681	811 PREFABRICATED BUILDINGS	73 848	16 444	10 549
598 MISC.CHEMICAL PRODTS,NES	15 724	2 473	1 582	812 PLUMBNG,SANITRY,EQPT,ETC	39 747	8 053	5 209
611 LEATHER	10 507	15 674	10 024	813 LIGHTING FIXTURES ETC,NES	33 829	19 459	12 382
612 MANUFACT. LEATHER ETC,NES	373	1 509	972	821 FURNITURE,CUSHIONS,ETC.	429 773	176 901	113 164
613 FURSKINS,TANNED,DRESSED	238	6 775	4 409	831 TRUNK,SUITCASES,BAG,ETC	22 701	20 392	13 053
621 MATERIALS OF RUBBER	16 163	4 453	2 880	841 MENS,BOYS CLOTHING,X-KNIT	26 107	105 713	68 062
625 RUBBER TYRES,TUBES,ETC.	62 893	23 448	14 957	842 WOMEN,GIRL CLOTHING,XKNIT	41 244	300 678	193 619
629 ARTICLES OF RUBBER, NES	16 340	10 316	6 648	843 MENS,BOYS CLOTHING,KNIT	3 937	12 852	8 191
634 VENEERS, PLYWOOD, ETC.	88 319	8 203	5 277	844 WOMEN,GIRLS CLOTHING,KNIT	14 093	72 843	46 894
635 WOOD MANUFACTURES, NES	312 969	43 211	27 686	845 OTHR.TEXTILE APPAREL,NES	21 200	144 724	93 091
641 PAPER AND PAPERBOARD	138 007	11 814	7 615	846 CLOTHING ACCESSRS,FABRIC	8 877	33 093	21 450
642 PAPER,PAPERBOARD,CUT ETC	35 006	5 987	3 861	848 CLOTHING,NONTXTL;HEADGEAR	4 327	36 042	23 264
651 TEXTILE YARN	28 380	21 265	13 588	851 FOOTWEAR	56 741	270 330	173 246
652 COTTON FABRICS, WOVEN	4 184	6 589	4 220	871 OPTICAL INSTRUMENTS,NES	12	97	64
653 FABRICS,MAN-MADE FIBRES	16 606	22 964	14 656	872 MEDICAL INSTRUMENTS NES	3 978	16 526	10 630
654 OTH.TEXTILE FABRIC,WOVEN	2 376	1 719	1 116	873 METERS,COUNTERS,NES	2 791	3 507	2 243
655 KNIT.CROCHET.FABRIC NES	1 681	3 786	2 411	874 MEASURE,CONTROL INSTRMNT	3 948	11 394	7 357
656 TULLE,LACE,EMBROIDRY,ETC	87	508	328	881 PHOTOGRAPH APPAR.ETC,NES	195	264	174
657 SPECIAL YARN,TXTL.FABRIC	21 818	8 584	5 520	882 PHOTO.CINEMATOGRPH.SUPPL	31	165	102
658 TEXTILE ARTICLES NES	24 848	48 852	31 333	883 CINE.FILM EXPOS.DEVELOPD	17	85	54
659 FLOOR COVERINGS, ETC.	8 091	9 263	5 929	884 OPTICAL GOODS NES	614	7 970	5 181



## 7 IMPORTS AND EXPORTS (SPECIAL TRADE) BY COUNTRIES OF PRODUCTION AND CONSUMPTION AND BY GROUPS OF THE SITC-REV. III 1992

GROUP DESCRIPTION	DT = 100 KG	1 000 DM	1 000 \$	GROUP DESCRIPTION	DT = 100 KG	1 000 DM	1 000 \$
885 WATCHES AND CLOCKS	1 372	7 269	4 651	554 SOAP, CLEANERS, POLISH, ETC	137 056	29 563	18 995
891 ARMS AND AMMUNITION	1 553	3 507	2 252	562 FERTILIZER, EXCEPT GRP272	60 812	1 778	1 137
892 PRINTED MATTER	53 016	21 134	13 670	571 POLYMERS OF ETHYLENE	27 172	5 071	3 299
893 ARTICLES, NES, OF PLASTICS	85 532	30 958	19 858	572 POLYMERS OF STYRENE	38 113	9 346	6 019
894 BABY CARRIAGE, TOYS, GAMES	42 680	26 700	17 126	573 POLYMERS, VINYL CHLORIDE	50 632	11 204	7 243
895 OFFICE, STATIONERY SUPPLS	2 405	2 809	1 823	574 POLYACETAL, POLYCARBONATE	38 752	13 641	8 769
896 WORKS OF ART, ANTIQUE ETC	1 045	3 670	2 356	575 OTH. PLASTIC, PRIMARY FORM	94 142	38 498	24 762
897 GOLD, SILVERWARE, JEWEL NES	2 26	2 576	1 661	579 PLASTIC WASTE, SCRAP ETC	3 353	146	90
898 MUSICAL INSTRUMENTS, ETC.	2 094	5 809	3 738	581 PLASTIC TUBE, PIPE, HOSE	7 661	12 884	8 343
899 MISC MANUFACTRD GOODS NES	52 672	22 756	14 570	582 PLASTIC PLATE, SHEETS, ETC	33 254	27 727	17 761
961 COIN NONGOLD NONCURRENT	6	639	415	583 MONOFILAMENT OF PLASTICS	1 476	1 276	830
971 GOLD, NONMONTARY EXCL ORES		427	279	591 INSECTICIDES, ETC.	12 772	16 539	10 296
972 MONETARY GOLD, GOLD COINS		149	101	592 STARCHES, INULIN, ETC.	27 922	10 593	6 796
EXPORTS	7 552 408	4 687 133	3 007 233	593 EXPLOSIVES, PYROTECHNICS	196	415	265
001 LIVE ANIMALS	1 553	2 806	1 806	597 PREPRED ADDITIVES, LIQUIDS	31 942	14 088	9 095
011 BOVINE MEAT	18 287	3 475	2 218	598 MISC. CHEMICAL PRODS. NES	129 078	44 913	28 805
012 OTHER MEAT, MEAT OFFAL	7 820	1 384	891	600 CPL IND PLANT CHAP 69-76	5 247	4 970	3 107
017 MEAT, OFFL. PRPD, PRSVD, NES	913	624	398	611 LEATHER	25 361	122 644	78 671
022 MILK AND CREAM	85 498	23 994	15 335	612 MANUFACT. LEATHER ETC. NES	153	1 545	1 025
024 CHEESE AND CURD	4 579	2 165	1 375	613 FURSKINS, TANNED, DRESSED	720	5 392	3 458
025 EGGS, BIRDS, YOLKS, ALBUMIN	3 736	807	516	621 MATERIALS OF RUBBER	3 825	3 924	2 517
034 FISH, FRESH, CHILLED, FROZEN	3 136	494	309	625 RUBBER TYRES, TUBES, ETC.	20 408	8 357	5 356
036 CRUSTACEANS, MOLLUSCS ETC	161	139	88	629 ARTICLES OF RUBBER, NES	5 879	12 358	7 876
037 FISH ETC. PRPD, PRSVD, NES	3 943	1 668	1 052	633 CORK MANUFACTURES	195	397	254
044 MAIZE UNMILLED	712	526	318	634 VENEERS, PLYWOOD, ETC.	32 796	5 948	3 784
045 OTHER CEREALS, UNMILLED	1 717	54	34	635 WOOD MANUFACTURES, NES	15 334	5 312	3 398
046 MEAL, FLOUR OF WHEAT, MSLN	3 543	185	118	641 PAPER AND PAPERBOARD	228 023	58 821	37 721
048 CEREAL PREPARATIONS	17 519	6 516	4 183	642 PAPER, PAPERBOARD, CUT ETC	87 492	37 307	23 882
054 VEGETABLES	27 393	5 207	3 325	651 TEXTILE YARN	35 547	46 283	29 639
056 VEGETABLES, PRPD, PRSVD, NES	3 972	1 347	863	652 COTTON FABRICS, WOVEN	28 617	63 718	40 808
057 FRUIT, NUTS EXCL. DIL NUTS	42 012	4 542	2 879	653 FABRICS, MAN-MADE FIBRES	38 426	139 692	89 499
058 FRUIT, PRESERVED, PREPARED	5 639	2 225	1 440	654 OTH. TEXTILE FABRIC, WOVEN	11 939	65 777	42 226
059 FRUIT, VEGETABLE JUICES	1 547	348	223	655 KNIT, CROCHET, FABRIC NES	16 479	48 838	31 409
061 SUGARS, MOLASSES, HONEY	17 982	1 336	862	656 TULLE, LACE, EMBROIDERY, ETC	3 202	17 157	11 025
062 SUGAR CONFECTIONERY	3 284	2 542	1 617	657 SPECIAL YARN, TXTL. FABRIC	23 054	42 805	27 476
071 COFFEE, COFFEE SUBSTITUTE	7 340	4 711	3 070	658 TEXTILE ARTICLES NES	4 991	10 187	6 485
072 COCOA	6 235	1 358	888	659 FLOOR COVERINGS, ETC.	10 810	5 863	3 767
073 CHOCOLATE, OTH. COCOA PREP	19 824	12 437	7 919	661 LIME, CEMENT, CONSTR. MATRL	45 887	2 058	1 328
074 TEA AND MATE	63	83	51	662 CLAY, REFRCT. CONSTR. MATRL	45 303	7 100	4 513
075 SPICES	1 052	657	417	663 MINERAL MANUFACTURES, NES	35 726	14 247	9 122
081 ANIMAL FEED STUFF	458 666	44 240	28 439	664 GLASS	25 737	13 167	8 452
091 MARGARINE AND SHORTENING	18 866	3 130	1 976	665 GLASSWARE	55 504	13 504	8 590
098 EDIBLE PROD. PREPRTNS, NES	42 299	19 248	12 993	666 POTTERY	2 303	1 645	1 053
111 NON-ALCOHOL. BEVERAGE, NES	9 528	1 432	930	667 PEARLS, PRECIOUS STONES	-	-	-
112 ALCOHOLIC BEVERAGES	71 494	10 363	6 693	671 PIG IRON, SPIEGELEISN, ETC	7 836	1 399	893
121 TOBACCO, UNMANUFACTURED	1 618	2 918	1 880	672 INGOTS ETC. IRON OR STEEL	7 669	963	644
122 TOBACCO, MANUFACTURED	5 504	11 439	7 602	673 FLAT-ROLLED IRON ETC.	215 239	19 230	12 296
211 HIDES, SKINS (EX. FURS), RAW	16 185	4 600	2 944	674 FLAT-ROLLED PLATED IRON	67 250	9 625	6 212
222 OILSEED (SFT. FIX VEG. OIL)	3 965	530	347	675 FLAT-ROLLED, ALLOY STEEL	43 326	14 041	9 066
223 OILSEED (OTH. FIX. VEG. OIL)	1 249	133	80	676 IRON, STL. BAR, SHAPES ETC.	125 983	17 742	11 338
231 NATURAL RUBBER, ETC.	7 075	1 290	835	677 RAILWAY TRACK IRON, STEEL	529	412	265
232 SYNTHETIC RUBBER, ETC.	42 115	7 981	5 160	678 WIRE OF IRON OR STEEL	40 069	8 240	5 313
245 FUEL WOOD, WOOD CHARCOAL	469	51	35	679 TUBES, PIPES, ETC. IRON, STL	100 399	24 617	15 778
246 WOOD IN CHIPS, PARTICLES	52 189	869	561	681 SILVER, PLATINUM, ETC.	65	8 188	5 291
247 WOOD ROUGH, ROUGH SQUARED	144 553	2 840	1 788	682 COPPER	32 068	18 434	11 910
248 WOOD, SIMPLY WORKED	46 601	3 290	2 126	683 NICKEL	1 350	5 890	3 737
251 PULP AND WASTE PAPER	331 886	6 203	3 977	684 ALUMINIUM	20 322	13 984	9 019
263 COTTON	1 097	353	226	685 LEAD	9 735	1 173	773
266 SYNTHETIC FIBRES	19 205	5 799	3 728	686 ZINC	6 067	1 556	994
267 OTHER MAN-MADE FIBRES	13 040	7 188	4 617	687 TIN	250	333	210
268 WOOL, OTHER ANIMAL HAIR	1 027	753	480	688 MISC. NON-FERR. BASE METAL	537	1 789	1 145
269 WORN CLOTHING, TEXTL. ARTL	37 949	4 885	3 105	691 METALLIC STRUCTURES NES	54 686	18 293	11 778
273 STONE, SAND AND GRAVEL	294 183	3 955	2 559	692 CONTAINERS, STORAGE, TRNSP	24 010	16 631	10 590
277 NATURAL ABRASIVES, NES	133	1 075	693	693 WIRE PRODUCTS EXCL. ELECT	3 478	1 890	1 205
278 OTHER CRUDE MINERALS	150 700	4 482	2 877	694 NAILS, SCREWS, NUTS, ETC.	9 754	8 505	5 433
282 FERROUS WASTE AND SCRAP	2 395	94	60	695 TOOLS	7 807	25 814	16 514
285 ALUMINIUM ORE, CONCTR. ETC	47 571	875	559	696 CUTLERY	615	2 636	1 697
287 ORE, CONCENTR. BASE METALS	3 054	292	192	697 HOUSEHOLD EQUIPMENT, NES	16 973	11 772	7 514
288 NON-FERROUS WASTE, SCRAP	7 005	1 851	1 198	699 MANUFACT. BASE METAL, NES	57 083	55 486	35 612
291 CRUDE ANIMAL MATERLS. NES	17 575	6 756	4 381	700 CPL IND PLANT (84/85/87)	2 443	3 345	2 110
292 CRUDE VEG. MATERIALS, NES	7 361	18 774	12 096	711 STEAM GENER. BOILERS, ETC.	7 594	2 989	1 937
321 COAL, NOT AGGLOMERATED	3 119	153	97	712 STEAM TURBINES	1 862	2 696	1 718
322 BRIQUETTES, LIGNITE, PEAT	643 287	7 353	4 736	713 INTRNL COMBUS PSTN ENGIN	22 487	29 012	18 917
334 PETROLEUM PRODUCTS	205 657	14 546	9 333	714 ENGINES, MOTORS NON-ELECT	2 312	3 597	2 353
335 RESIDUAL PETROL. PRODUCTS	21 071	1 837	1 182	716 ROTATING ELECTRIC PLANT	17 141	27 000	17 416
351 ELECTRIC CURRENT, MWH	83 700	4 855	3 078	718 OTH. POWR. GENRTRNG. MACHNRY	822	3 675	2 359
411 ANIMAL OILS AND FATS	2 877	286	188	721 AGRIC. MACHINES, EX. TRACTR	25 483	21 303	13 746
421 FIXED VEG. FAT, OILS, SOFT	6 376	715	454	722 TRACTORS	5 630	2 219	1 443
422 FIXED VEG. FAT, OILS, OTHER	5 079	597	389	723 CIVIL ENGINEERING EQUIPT	30 471	26 463	16 962
431 ANIMAL, VEG. FATS, OILS, NES	11 936	2 422	1 550	724 TEXTILE, LEATHER MACHINES	13 287	45 725	29 209
511 HYDROCARBONS, NES, DERIVTS	23 574	3 634	2 300	725 PAPER, PULP MILL MACHINES	2 109	11 517	7 428
512 ALCOHOL, PHENOL, ETC. DERIV	51 523	6 071	3 894	726 PRINTNG, BOOKBINDNG MACHS	13 612	20 065	12 921
513 CARBOXYLIC ACIDS, DERIVTS	43 227	13 958	8 898	727 FOOD-PROCESS. MCH. NON DOM	5 828	19 918	12 676
514 NITROGEN-FUNCT. COMPOUNDS	80 736	30 279	19 123	728 OTH. MACH. PTS, SPCL INDUST	51 620	137 134	87 603
515 ORGANO-INORGANIC COMPNDS	28 906	20 334	12 972	731 METAL REMOVAL WORK TOOLS	18 621	96 671	60 883
516 OTHER ORGANIC CHEMICALS	27 843	9 950	6 361	733 MACH-TOOLS, METAL-WORKING	8 249	19 265	12 264
522 INORGANIC CHEM. ELEMENTS	57 860	12 226	7 861	735 PARTS, NES, FOR MACH-TOOLS	5 238	12 509	8 029
523 METAL. SALTS, INORGAN. ACID	187 009	12 517	8 017	737 METALWORKING MACHNRY NES	5 545	14 593	9 387
524 OTHER CHEMICAL COMPOUNDS	52 434	3 067	1 947	741 HEATING, COOLNG EQUIP, PART	35 174	67 107	43 287
525 RADIO-ACTIVE MATERIALS	10	899	1 573	742 PUMPS FOR LIQUIDS, PARTS	10 176	39 581	25 392
531 SYNTH. COLOURS, LAKES, ETC.	10 053	16 155	10 334	743 PUMPS NES, CENTRIFUGS ETC	14 908	49 887	31 956
532 DYEING, TANNING MATERIALS	3 737	1 073	682	744 MECHANICAL HANDLING EQUIP	23 662	55 441	34 900
533 PIGMENTS, PAINTS, ETC.	76 895	42 000	27 055	745 OTH. NONELEC MCH. TOOL, NES	12 735	63 709	40 740
541 MEDICINES, ETC. EXC. GRP542	1 757	21 765	13 980	746 BALL OR ROLLER BEARINGS	4 141	12 961	8 258
542 MEDICAMENTS	12 013	85 978	55 167	747 TAPS, COCKS, VALVES, ETC.	5 632	21 686	13 544
551 ESSNTL. OIL, PERFUME, FLAVR	2 239	4 548	2 909	748 TRANSMISSIONS SHAFTS ETC	10 493	20 412	13 053
553 PERFUMERY, COSMETICS, ETC.	35 313	26 587	17 103	749 NON-ELECT MACH. PARTS, ETC	10 962	35 769	23 104
				751 OFFICE MACHINES	1 775	13 591	8 676
				752 AUTOMATC. DATA PROC. EQUIP	3 364	46 876	29 910



7 IMPORTS AND EXPORTS (SPECIAL TRADE) BY COUNTRIES OF PRODUCTION AND CONSUMPTION AND BY GROUPS OF THE SITC-REV. III 1992

GROUP DESCRIPTION	DT = 100 KG	1 000 DM	1 000 \$	GROUP DESCRIPTION	DT = 100 KG	1 000 DM	1 000 \$
759 PARTS, FOR OFFICE MACHINES	1 929	19 854	12 520	515 ORGANIC-INORGANIC COMPOUNDS	12 992	5 345	3 411
761 TELEVISION RECEIVERS ETC	1 460	5 859	3 710	516 OTHER ORGANIC CHEMICALS	3 135	484	302
762 RADIO-BROADCAST RECEIVER	721	2 921	1 859	522 INORGANIC CHEM. ELEMENTS	405	141	96
763 SOUND RECORDER, PHONOGRAPH	581	3 940	2 518	523 METAL, SALTS, INORGAN. ACID	17 025	801	525
764 TELECOMM. EQUIP. PARTS NES	14 691	133 772	87 754	524 OTHER CHEMICAL COMPOUNDS	8 042	869	558
771 ELECT. POWER MACHIN. PARTS	9 073	15 986	10 254	541 MEDICINES, ETC. EXC. GRP542	1 487	2 048	1 320
772 ELECT. SWITCH, RELAY, CIRCUIT	15 827	92 812	59 630	542 MEDICAMENTS	65	470	305
773 ELECT. DISTRIBUT. EQUIP. NES	58 475	78 436	50 610	551 ESSENTIAL OIL, PERFUME, FLAVOR	468	154	96
774 ELECTRO-MEDICAL XRAY EQUIP	798	24 728	16 029	562 FERTILIZER, EXCEPT GRP272	426 808	6 498	4 081
775 DOM. ELEC. NON-ELEC. EQUIP	16 270	25 994	16 638	571 POLYMERS OF ETHYLENE	1 161	130	87
776 TRANSISTORS, VALVES, ETC.	8 357	23 904	15 335	573 POLYMERS, VINYL CHLORIDE	86 710	6 756	4 395
778 ELECTRIC MACH. APPAR. NES	28 927	58 492	37 449	574 POLYACETAL, POLYCARBONATE	743	146	95
781 PASS. MOTOR VEHICLES EX. BUS	214 875	319 934	206 068	575 OTH. PLASTIC, PRIMARY FORM	1 601	341	223
782 GOODS, SPECIAL TRANSPORT VEH	87 201	74 561	47 812	579 PLASTIC WASTE, SCRAP ETC	982	249	158
783 ROAD MOTOR VEHICLES NES	35 614	14 302	9 237	582 PLASTIC PLATE, SHEETS, ETC	8 572	1 078	690
784 PARTS, TRACTORS, MOTOR VEH	82 026	128 304	82 789	592 STARCHES, INULIN, ETC.	582	195	123
785 CYCLES, MOTORCYCLES ETC.	4 229	5 363	3 458	598 MISC. CHEMICAL PRODS. NES	11 589	1 460	925
786 TRAILERS, SEMI-TRAILER, ETC	124 536	81 786	51 950	611 LEATHER	394	185	113
791 RAILWAY VEHICLES, EQUIPMENT	3 054	3 636	2 322	612 MANUFACT. LEATHER ETC. NES	350	1 070	686
792 AIRCRAFT, ASSOCIATED EQUIPMENT	100	756	479	621 MATERIALS OF RUBBER	1 731	356	228
793 SHIP, BOAT, FLOAT, STRUCTURES	901	541	349	625 RUBBER TYRES, TUBES, ETC.	5 854	1 698	1 100
800 CUL. IND. PLANT CHAP 90/94	221	1 283	806	629 ARTICLES OF RUBBER, NES	2 730	1 185	761
811 PREFABRICATED BUILDINGS	1 903	1 011	645	634 VENEERS, PLYWOOD, ETC.	19 422	2 443	1 543
812 PLUMBING, SANITARY, EQUIP. ETC	7 496	7 913	5 089	635 WOOD MANUFACTURES, NES	51 635	8 891	5 757
813 LIGHTING FIXTURES ETC. NES	3 815	10 081	6 415	641 PAPER AND PAPERBOARD	25 060	2 830	1 812
821 FURNITURE, CUSHIONS, ETC.	87 881	61 914	39 685	642 PAPER, PAPERBOARD, CUT ETC	594	106	68
831 TRUNK, SUITCASES, BAG, ETC	1 730	4 418	2 826	651 TEXTILE YARN	19 780	5 989	3 850
841 MENS, BOYS CLOTHING, X-KNIT	2 493	10 369	6 589	652 COTTON FABRICS, WOVEN	773	790	504
842 WOMEN, GIRL CLOTHING, X-KNIT	2 796	17 229	11 077	653 FABRICS, MAN-MADE FIBRES	107	131	81
843 MENS, BOYS CLOTHING, KNIT	1 653	4 050	2 594	654 OTH. TEXTILE FABRIC, WOVEN	53	103	67
844 WOMEN, GIRLS CLOTHING, KNIT	7 688	34 993	22 391	657 SPECIAL YARN, TEXTILE FABRIC	128	471	304
845 OTH. TEXTILE APPAREL, NES	11 489	75 097	48 242	658 TEXTILE ARTICLES NES	6 819	8 776	5 594
846 CLOTHING ACCESSORIES, FABRIC	13 684	47 839	30 633	659 FLOOR COVERINGS, ETC.	447	1 233	808
848 CLOTHING, NONTEXTILE; HEADGEAR	2 295	8 588	5 503	661 LIME, CEMENT, CONSTR. MATRL	148 520	3 157	2 041
851 FOOTWEAR	33 436	74 709	47 844	662 CLAY, REFRACT. CONSTR. MATRL	1 445	48	33
871 OPTICAL INSTRUMENTS, NES	119	1 828	1 178	663 MINERAL MANUFACTURES, NES	80	101	65
872 MEDICAL INSTRUMENTS NES	2 801	34 260	21 954	664 GLASS	71 701	4 804	3 048
873 METERS, COUNTERS, NES	4 606	12 388	7 866	665 GLASSWARE	38 490	33 524	21 421
874 MEASURE, CONTROL INSTRUMENT	4 917	77 647	49 922	666 POTTERY	30 737	9 967	6 433
881 PHOTOGRAPH APPAR. ETC. NES	645	6 365	4 076	671 PIG IRON, SPIEGELEISN, ETC	2 380	156	97
882 PHOTO. CINEMATOGRAPH. SUPPL	10 293	21 712	13 886	673 FLAT-ROLLED IRON ETC.	599 689	33 726	21 861
883 CINE. FILM EXPOS. DEVELOP	9	122	80	675 FLAT-ROLLED, ALLOY STEEL	2 725	1 434	930
884 OPTICAL GOODS NES	301	5 905	3 748	676 IRON, STL. BAR, SHAPES ETC.	385 068	20 587	13 163
886 WATCHES AND CLOCKS	1 394	9 870	6 305	679 TUBES, PIPES, ETC. IRON, STL	131 534	11 917	7 686
891 ARMS AND AMMUNITION	188	1 034	656	681 SILVER, PLATINUM, ETC.		247	170
892 PRINTED MATTER	34 182	33 441	21 553	682 COPPER	707	232	150
893 ARTICLES, NES, OF PLASTICS	38 491	48 429	31 150	684 ALUMINIUM	8 207	2 388	1 526
894 BABY CARRIAGE, TOYS, GAMES	14 340	24 692	15 803	689 MISC. NON-FERR. BASE METAL	8	49	34
895 OFFICE, STATIONERY SUPPLS	2 418	10 781	6 911	691 METALLIC STRUCTURES NES	45 941	5 829	3 825
896 WORKS OF ART, ANTIQUE ETC	515	2 503	1 585	692 CONTAINERS, STORAGE, TRNSP	5 851	596	370
897 GOLD, SILVERWARE, JEWEL NES	174	4 556	2 959	693 WIRE PRODUCTS EXCL. ELECT	1 267	234	153
898 MUSICAL INSTRUMENTS, ETC.	6 316	25 877	16 526	694 NAILS, SCREWS, NUTS, ETC.	19 866	2 933	1 893
899 MISC MANUFACTURED GOODS NES	7 610	30 413	19 516	695 TOOLS	1 014	1 399	895
941 COMPL. IND. PLANT CHAPT 99	126	208	127	696 CUTLERY	518	353	232
961 COIN NONGOLD NONCURRENT		85	59	697 HOUSEHOLD EQUIPMENT, NES	6 488	2 325	1 468
971 GOLD, NONMONTARY EXCL. ORES	49	600	384	699 MANUFACT. BASE METAL, NES	124 976	13 896	8 932
972 MONETARY GOLD, GOLD COINS		80	54	713 INTRNL COMBUS PSTN ENGIN	197	477	307
				716 ROTATING ELECTRIC PLANT	687	482	316
ROMANIA				721 AGRIC. MACHINES, EX. TRACTR	736	115	77
				722 TRACTORS	196	47	32
IMPORTS	4 570 243	1 254 284	805 891	723 CIVIL ENGINEERING EQUIP	5 913	1 517	968
001 LIVE ANIMALS	523	88	58	724 TEXTILE, LEATHER MACHINES	201	272	172
011 BOVINE MEAT	2 025	1 176	761	726 PRINTING, BOOKBINDING MACHS	32	79	52
012 OTHER MEAT, MEAT OFFAL	28 742	13 897	8 754	728 OTH. MACH. PTS, SPCL. INDUST	8 821	3 268	2 024
016 MEAT, ED. OFFL, DRY, SLT, SMK	250	87	58	731 METAL REMOVAL WORK TOOLS	6 211	3 581	2 274
017 MEAT, OFFL, PRPD, PRSVD, NES	44 312	12 777	8 192	733 MACH-TOOLS, METAL-WORKING	1 819	627	395
034 FISH, FRESH, CHILLED, FROZEN	874	510	321	735 PARTS, NES, FOR MACH-TOOLS	2 560	863	568
037 FISH ETC., PRPD, PRSVD, NES	64	50	32	737 METALWORKING MACHINRY NES	4 043	2 434	1 545
044 MAIZE UNMILLED	28 867	7 551	4 641	741 HEATING, COOLING EQUIP, PART	395	160	101
054 VEGETABLES	77 654	7 450	4 887	742 PUMPS FOR LIQUIDS, PARTS	459	423	263
056 VEGETABLES, PRPD, PRSVD, NES	2 821	2 889	1 691	743 PUMPS NES, CENTRIFUGS ETC	1 640	1 509	951
057 FRUIT, NUTS EXCL. OIL NUTS	78 923	6 522	4 331	744 MECHANICAL HANDLING EQUIP	4 006	632	399
058 FRUIT, PRESERVED, PREPARED	10 099	1 741	1 101	745 OTH. NONELEC MCH, TOOL, NES	584	313	200
059 FRUIT, VEGETABLE JUICES	28 661	6 477	4 084	746 BALL OR ROLLER BEARINGS	9 777	10 277	6 591
061 SUGARS, MOLASSES, HONEY	5 370	1 270	825	747 TAPS, COCKS, VALVES, ETC.	102	200	129
062 SUGAR CONFECTIONERY	288	124	82	748 TRANSMISSIONS SHAFTS ETC	6 455	5 768	3 750
073 CHOCOLATE, OTH. COCOA PREP	129	122	82	749 NON-ELECT. MACH. PARTS, ETC	52	163	106
075 SPICES	1 870	174	112	761 TELEVISION RECEIVERS ETC	763	1 545	977
098 EDIBLE PROD. PREPRTNS, NES	9 424	1 541	982	764 TELECOMM. EQUIP. PARTS NES	1 039	255	165
112 ALCOHOLIC BEVERAGES	103 139	12 118	7 730	772 ELECT. POWER MACHIN. PARTS	20	55	34
222 OILSEED(SFT. FIX VEG. OIL)	6 363	696	458	773 ELECT. SWITCH, RELAY, CIRCUIT	582	527	334
232 SYNTHETIC RUBBER, ETC.	557	47	31	775 ELECT. DISTRIBUT. EQUIP NES	8 460	2 717	1 755
248 WOOD, SIMPLY WORKED	32 070	2 545	1 634	776 DOM. ELEC. NON-ELEC. EQUIP	53	50	32
253 COTTON	187	45	30	778 TRANSISTORS, VALVES, ETC.	11	153	101
266 SYNTHETIC FIBRES	19 017	4 902	3 077	781 ELECTRIC MACH. APPAR. NES	42 871	4 417	2 825
267 OTHER MAN-MADE FIBRES	12 688	2 746	1 741	781 PASS. MOTOR VEHICLES EX. BUS	679	578	377
273 STONE, SAND AND GRAVEL	1 922	105	67	784 PARTS, TRACTORS, MOTOR VEH	24 598	5 314	3 397
278 OTHER CRUDE MINERALS	5 086	105	67	785 CYCLES, MOTORCYCLES ETC.	226	94	59
288 NON-FERROUS WASTE, SCRAP	1 890	204	134	786 TRAILERS, SEMI-TRAILER, ETC	29 976	5 672	3 620
291 CRUDE ANIMAL MATERIALS, NES	6 283	2 466	1 556	791 RAILWAY VEHICLES, EQUIPMENT	34 261	17 083	10 752
292 CRUDE VEG. MATERIALS, NES	24 460	5 423	3 523	793 SHIP, BOAT, FLOAT, STRUCTS	11 200	1 737	1 100
334 PETROLEUM PRODUCTS	197 236	9 904	6 296	811 PREFABRICATED BUILDINGS	5 196	615	395
335 RESIDUAL PETROL. PRODUCTS	887	62	43	813 LIGHTING FIXTURES ETC. NES	17 391	7 677	4 887
411 ANIMAL OILS AND FATS	1 259	103	63	821 FURNITURE, CUSHIONS, ETC.	975 423	276 166	176 029
431 ANIMAL, VEG. FATS, OILS, NES	57 329	2 649	1 694	831 TRUNK, SUITCASES, BAG, ETC	4 485	2 631	1 718
512 ALCOHOL, PHENOL, ETC. DERIV	3 121	397	257	841 MENS, BOYS CLOTHING, X-KNIT	60 397	224 635	145 341
513 CARBOXYLIC ACIDS, DERIVTS	12 029	1 981	1 282	842 WOMEN, GIRL CLOTHING, X-KNIT	37 214	214 040	138 009
514 NITROGEN-FUNCT. COMPOUNDS	450	55	38	843 MENS, BOYS CLOTHING, KNIT	3 362	5 039	3 300
				844 WOMEN, GIRLS CLOTHING, KNIT	2 700	13 781	8 999



## 7 IMPORTS AND EXPORTS (SPECIAL TRADE) BY COUNTRIES OF PRODUCTION AND CONSUMPTION AND BY GROUPS OF THE SITC-REV. III 1992

GROUP DESCRIPTION	DT = 100 KG	1 000 DM	1 000 \$	GROUP DESCRIPTION	DT = 100 KG	1 000 DM	1 000 \$
845 OTHR.TEXTILE APPAREL,NES	14 264	30 509	19 962	600 CPL IND PLANT CHAP 69-76	32	148	102
846 CLOTHING ACCESSRS,FABRIC	3 743	6 954	4 437	611 LEATHER	5 292	14 254	9 147
848 CLOTHING,NONTXLT;HEADGEAR	258	3 585	2 370	612 MANUFACT. LEATHER ETC.NES	16	56	35
851 FOOTWEAR	14 142	36 043	23 239	613 FURSKINS,TANNED,DRESSED	304	3 013	1 963
871 OPTICAL INSTRUMENTS,NES	2	131	84	621 MATERIALS OF RUBBER	1 583	1 319	829
872 MEDICAL INSTRUMENTS,NES	28	66	43	625 RUBBER TYRES,TUBES,ETC.	31 928	6 289	3 969
874 MEASURE,CONTROL INSTRMNT	702	1 085	710	629 ARTICLES OF RUBBER,NES	4 217	4 723	3 023
882 PHOTO,CINEMATOGPH.SUPPL	136	348	222	634 VENEERS, PLYWOOD, ETC.	6 603	2 246	1 436
884 OPTICAL GOODS NES	152	1 555	979	635 WOOD MANUFACTURES, NES	2 878	493	315
885 WATCHES AND CLOCKS	137	78	51	641 PAPER AND PAPERBOARD	56 071	11 706	7 446
891 ARMS AND AMMUNITION	101	200	131	642 PAPER,PAPERBOARD,CUT ETC	17 991	5 218	3 392
892 PRINTED MATTER	150	209	134	651 TEXTILE YARN	4 800	11 829	7 637
893 ARTICLES,NES,OF PLASTICS	34 995	5 512	3 530	652 COTTON FABRICS, WOVEN	11 849	36 990	23 798
894 BABY CARRIAGE,TOYS,GAMES	3 195	2 135	1 418	653 FABRICS,MAN-MADE FIBRES	42 500	145 744	93 682
896 OFFICE,STATIONERY SUPPLS	825	131	85	654 OTH.TEXTILE FABRIC,WOVEN	15 339	56 548	36 543
896 WORKS OF ART,ANTIQUE ETC	89	295	185	655 KNIT,CROCHET,FABRIC NES	3 425	10 259	6 603
898 MUSICAL INSTRUMENTS,ETC.	97	405	254	656 TULLE,LACE,EMBROIDRY,ETC	1 669	6 787	4 361
899 MISC MANUFCTRD GOODS NES	21 867	8 891	5 664	657 SPECIAL YARN,TXTL.FABRIC	13 687	37 138	23 843
EXPORTS	2 290 205	1 326 382	853 132	658 TEXTILE ARTICLES NES	1 399	2 537	1 615
011 BOVINE MEAT	38 841	6 508	4 051	659 FLOOR COVERINGS, ETC.	1 343	895	578
012 OTHER MEAT, MEAT OFFAL	736	102	64	661 LIME,CEMENT,CONSTR.MATRL	651	87	56
017 MEAT,OFFL.PRPD,PRSD,NES	1 729	959	617	662 CLAY,REFRCT.CONSTR.MATRL	48 272	6 367	4 159
022 MILK AND CREAM	33 780	9 586	5 989	663 MINERAL MANUFACTURES,NES	6 895	6 171	3 973
023 BUTTER,OTHER FAT OF MILK	4 037	985	623	664 GLASS	9 123	2 974	1 909
024 CHEESE AND CURD	1 055	498	311	665 GLASSWARE	2 228	790	513
025 EGGS,BIRDS,YOLKS,ALBUMIN	387	71	45	671 PIG IRON,SPIEGELEISN,ETC	3 384	667	429
034 FISH,FRESH,CHILLED,FROZN	186	77	46	672 INGOTS ETC.IRON OR STEEL	264	61	41
037 FISH ETC.PRPD,PRSD,NES	148	102	65	673 FLAT-ROLLED IRON ETC.	10 359	1 562	1 008
041 WHEAT, MESLIN, UNMILLED	640	54	32	674 FLAT-ROLLED PLATED IRON	3 469	559	350
042 RICE	1 308	110	73	675 FLAT-ROLLED, ALLOY STEEL	35 450	8 422	5 403
044 MAIZE UNMILLED	564	121	73	676 IRON,STL.BAR,SHAPES ETC.	11 823	3 918	2 487
046 MEAL,FLOUR OF WHEAT,MSLN	2 135	139	86	677 RAILWAY TRACK IRON,STEEL	1 813	418	275
048 CEREAL PREPARATIONS	2 467	825	525	678 WIRE OF IRON OR STEEL	1 214	941	600
054 VEGETABLES	35 624	1 633	1 036	679 TUBES,PIPES,ETC.IRON,STL	8 552	3 653	2 318
056 VEGETABLES,PRPD,PRSD,NES	376	81	50	681 SILVER,PLATINUM,ETC.	2 098	1 193	800
057 FRUIT,NUTS EXCL.OIL NUTS	9 910	1 000	641	682 COPPER	1 740	1 448	932
058 FRUIT,PRESERVED,PREPARED	3 198	1 298	834	683 NICKEL	2 723	3 385	2 270
059 FRUIT, VEGETABLE JUICES	861	135	90	684 ALUMINIUM	1 564	1 431	910
061 SUGARS,MOLASSES,HONEY	191 208	10 735	7 235	686 ZINC	614	337	216
062 SUGAR CONFECTIONERY	1 607	917	586	687 TIN	64	666	443
071 COFFEE,COFFEE SUBSTITUTE	3 104	1 654	1 048	689 MISC.NON-FERR.BASE METAL	2 485	73	47
072 COCOA	1 310	253	160	691 METALLIC STRUCTURES NES	9 649	4 178	2 638
073 CHOCOLATE,OTH.COCOA PREP	7 537	3 658	2 285	692 CONTAINERS,STORAGE,TRNSP	329	4 434	2 829
081 ANIMAL FEED STUFF	45 894	5 899	3 884	693 WIRE PRODUCTS EXCL.ELECT	875	624	404
091 MARGARINE AND SHORTENING	27 235	3 863	2 434	694 NAILS,SCREWS,NUTS,ETC.	1 862	465	296
098 EDIBLE PROD.PREPRTS,NES	6 037	3 306	2 094	695 TOOLS	1 862	4 838	3 090
111 NON-ALCOHOL.BEVERAGE,NES	11 376	1 005	633	696 CUTLERY	122	213	141
112 ALCOHOLIC BEVERAGES	44 296	7 273	4 677	697 HOUSEHOLD EQUIPMENT,NES	280	288	177
122 TOBACCO, MANUFACTURED	18 876	29 194	19 171	699 MANUFACTS.BASE METAL,NES	30 046	31 242	20 049
211 HIDES,SKINS(EX.FURS),RAW	236	79	49	700 CPL IND PLANT (84/85/87)	3 634	23 869	15 608
231 NATURAL RUBBER, ETC.	5 963	1 078	703	711 STEAM GENER. BOILERS,ETC.	2 367	6 946	4 456
232 SYNTHETIC RUBBER, ETC.	831	272	175	712 STEAM TURBINES	21	768	500
247 WOOD ROUGH,ROUGH SQUARED	464 758	7 703	4 896	713 INTRNL COMBUS PSTN ENGIN	2 236	9 303	5 937
251 PULP AND WASTE PAPER	68 490	4 635	3 007	716 ROTATING ELECTRIC PLANT	1 918	3 004	1 923
263 COTTON	509	201	127	718 OTH.PWR.GENRTNG.MACHNRY	38	306	193
266 SYNTHETIC FIBRES	844	345	212	721 AGRIC.MACHINES,EX.TRACTR	5 998	6 237	4 049
267 OTHER MAN-MADE FIBRES	2 309	943	624	722 TRACTORS	1 162	208	130
268 WOOL, OTHER ANIMAL HAIR	50	59	38	723 CIVIL ENGINEERING EQUIPT	2 044	4 063	2 613
269 WORN CLOTHING,TEXTL.ARTL	7 045	1 106	701	724 TEXTILE,LEATHER MACHINES	8 728	55 138	35 495
278 OTHER CRUDE MINERALS	67 881	1 632	1 071	725 PAPER,PULP MILL MACHINES	905	1 911	1 246
285 ALUMINIUM ORE,CONCTR,ETC	7 861	1 346	853	726 PRINTNG,BOOKBINDNG MACHS	4 991	8 614	5 531
291 CRUDE ANIMAL MATERIALS,NES	1 216	624	390	727 FOOD-PROCESS.MCH.NON DOM	2 498	3 710	2 391
292 CRUDE VEG.MATERIALS, NES	766	469	297	728 OTH.MACH,PTS,SPCL INDUST	11 206	36 371	23 486
334 PETROLEUM PRODUCTS	28 292	9 648	6 188	731 METAL REMOVAL WORK TOOLS	388	2 074	1 333
335 RESIDUAL PETROL.PRODUCTS	40 878	2 225	1 385	733 MACH-TOOLS,METAL-WORKING	1 474	1 919	1 268
421 FIXED VEG.FAT,OILS, SOFT	5 353	738	465	735 PARTS,NES,FOR MACH-TOOLS	792	3 152	2 016
431 ANIMAL,VEG.FATS,OILS,NES	5 773	1 214	769	737 METALWORKING MACHNRY NES	1 335	5 864	3 931
511 HYDROCARBONS,NES,DERIVTS	14 591	1 195	793	741 HEATING,COOLNG EQUIP,PART	9 721	20 839	13 402
512 ALCOHOL,PHENOL,ETC.DERIV	11 497	2 452	1 603	742 PUMPS FOR LIQUIDS,PARTS	2 185	9 401	6 054
513 CARBOXYLIC ACIDS,DERIVTS	5 017	1 494	952	743 PUMPS NES,CENTRIFUGS ETC	3 287	8 936	5 687
514 NITROGEN-FUNCT.COMPOUNDS	8 882	3 190	2 115	744 MECHANICAL HANDLING EQUIP	2 195	3 604	2 359
515 ORGANO-INORGANIC COMPNDS	1 827	2 601	1 616	745 OTH.NONELEC MCH,TOOL,NES	7 631	21 662	14 311
516 OTHER ORGANIC CHEMICALS	8 268	2 063	1 307	746 BALL OR ROLLER BEARINGS	693	2 182	1 382
522 INORGANIC CHEM.ELEMENTS	10 284	2 349	1 517	747 TAPS,COCKS,VALVES,ETC.	883	4 495	2 844
523 METAL.SALTS,INORGAN.ACID	9 439	1 919	1 257	748 TRANSMISSIONS SHAFTS ETC	4 851	11 999	7 783
524 OTHER CHEMICAL COMPOUNDS	482	212	137	749 NON-ELECT MACH.PARTS,ETC	892	3 997	2 550
531 SYNTH.COLOURS,LAKES,ETC.	1 910	5 067	3 259	751 OFFICE MACHINES	939	3 664	2 302
532 DYEING,TANNING MATERIALS	1 175	245	162	752 AUTOMATC.DATA PROC.EQUIP	1 766	12 405	7 928
533 PIGMENTS, PAINTS, ETC.	38 165	14 779	9 432	759 PARTS,FOR OFFICE MACHINS	445	2 358	1 523
541 MEDICINES,ETC.EXC.GRP542	1 334	5 554	3 679	761 TELEVISION RECEIVERS ETC	3 130	2 782	1 771
542 MEDICAMENTS	3 176	6 751	4 313	762 RADIO-BROADCAST RECEIVER	538	1 442	914
551 ESSNTL.OIL,PERFUME,FLAVR	903	1 807	1 182	763 SOUND RECORDER,PHONOGRPH	399	2 164	1 340
553 PERFUMERY,COSMETICS,ETC.	10 048	6 829	4 394	764 TELECOMM.EQUIP,PARTS NES	3 486	30 172	19 420
554 SOAP,CLEANERS,POLISH,ETC	8 167	3 189	2 028	771 ELECT POWER MACHNRY,PARTS	620	1 605	1 007
571 POLYMERS OF ETHYLENE	2 144	291	185	772 ELEC.SWITCH.RELAY.CIRCUIT	850	6 495	4 147
572 POLYMERS OF STYRENE	1 409	257	172	773 ELECTR DISTRIBT.EQPT NES	6 171	5 147	3 243
573 POLYMERS,VINYL CHLORIDE	297	167	112	774 ELECTRO-MEDCL,XRAY EQUIP	174	5 122	3 336
574 POLYACETAL,POLYCARBONATE	6 960	2 244	1 464	775 DOM.ELEC.NON-ELEC.EQUIPT	3 930	2 944	1 864
575 OTH.PLASTIC,PRIMARY FORM	14 930	9 469	6 098	776 TRANSISTORS,VALVES,ETC.	1 165	1 848	1 196
579 PLASTIC WASTE, SCRAP ETC	1 000	72	44	778 ELECTRIC.MACH.APART,NES	14 331	12 810	8 113
581 PLASTIC TUBE,PIPE,HOSE	607	1 041	682	781 PASS.MOTOR VEHCLS.EX.BUS	16 426	30 678	19 708
582 PLASTIC PLATE,SHEETS,ETC	4 689	5 207	3 331	782 GOODS,SPCL TRANSPORT VEH	31 794	10 815	6 912
583 MONOFILAMENT OF PLASTICS	297	203	131	783 ROAD MOTOR VEHICLES NES	32 047	7 708	4 947
591 INSECTICIDES, ETC.	9 744	12 064	7 528	784 PARTS,TRACTORS,MOTOR VEH	11 612	9 435	6 134
592 STARCHES,INULIN,ETC.	5 281	1 809	1 180	785 CYCLES,MOTORCYCLES ETC.	25	126	80
597 PREPRD ADDITIVES,LIQUIDS	8 580	4 342	2 755	786 TRAILERS,SEMI-TRAILR,ETC	9 239	4 040	2 579
598 MISC.CHEMICAL PRDCTS,NES	79 426	18 695	12 039	791 RAILWAY VEHICLES.EQUIPNT	9 662	23 585	14 931
				793 SHIP,BOAT,FLOAT.STRUCTRS	98	394	252
				811 PREFABRICATED BUILDINGS	437	85	54



## 7 IMPORTS AND EXPORTS (SPECIAL TRADE) BY COUNTRIES OF PRODUCTION AND CONSUMPTION AND BY GROUPS OF THE SITC-REV. III 1992

GROUP DESCRIPTION	DT = 100 KG	1 000 DM	1 000 \$	GROUP DESCRIPTION	DT = 100 KG	1 000 DM	1 000 \$
812 PLUMBING, SANITARY, EQPT. ETC	487	650	416	651 TEXTILE YARN	2 738	1 033	658
813 LIGHTING FIXTURES ETC. NES	496	1 512	969	652 COTTON FABRICS, WOVEN	4 621	2 702	1 727
821 FURNITURE, CUSHIONS, ETC.	9 312	3 878	2 475	653 FABRICS, MAN-MADE FIBRES	2 124	2 013	1 329
831 TRUNK, SUITCASES, BAG, ETC	168	236	146	654 OTH. TEXTILE FABRIC, WOVEN	448	909	594
841 MENS, BOYS CLOTHING, X-KNIT	1 840	9 165	5 920	657 SPECIAL YARN, TXTL. FABRIC	909	322	205
842 WOMEN, GIRL CLOTHING, X-KNIT	349	1 828	1 156	658 TEXTILE ARTICLES NES	16 232	8 233	5 253
843 MENS, BOYS CLOTHING, KNIT	69	240	148	659 FLOOR COVERINGS, ETC.	285	528	341
844 WOMEN, GIRLS CLOTHING, KNIT	92	382	235	661 LIME, CEMENT, CONSTR. MATRL	162 403	2 599	1 643
845 OTHR. TEXTILE APPAREL, NES	678	2 099	1 339	662 CLAY, REFRCT. CONSTR. MATRL	64 513	3 637	2 344
846 CLOTHING ACCESSRS, FABRIC	2 026	8 307	5 375	663 MINERAL MANUFACTURES, NES	2 991	824	521
848 CLOTHING, NONTXTL; HEADGEAR	1 546	11 189	7 284	665 GLASSWARE	1 548	369	233
851 FOOTWEAR	7 200	9 082	5 767	666 POTTERY	1 763	426	271
871 OPTICAL INSTRUMENTS, NES		82	51	671 PIG IRON, SPIEGELEISN, ETC	10 885	1 129	719
872 MEDICAL INSTRUMENTS NES	1 437	6 690	4 264	673 FLAT-ROLLED IRON ETC.	649 465	30 581	19 386
873 METERS, COUNTERS, NES	3 565	1 507	985	676 IRON, STL. BAR, SHAPES ETC.	13 164	845	538
874 MEASURE, CONTROL INSTRMNT	982	34 224	22 428	679 TUBES, PIPES, ETC. IRON, STL	13 294	3 913	2 651
881 PHOTOGRAPH APPAR. ETC. NES	246	1 065	682	681 SILVER, PLATINUM, ETC.	191	3 612	2 411
882 PHOTO. CINEMATOGRPH. SUPPL	390	516	336	682 COPPER	95 699	32 455	21 096
884 OPTICAL GOODS NES	1	188	123	683 NICKEL	941	874	553
885 WATCHES AND CLOCKS	58	567	358	685 LEAD	1 004	64	42
891 ARMS AND AMMUNITION	18	82	49	686 ZINC	12 846	2 136	1 350
892 PRINTED MATTER	8 569	5 962	3 816	689 MISC. NON-FERR. BASE METAL	1 016	648	405
893 ARTICLES, NES, OF PLASTICS	13 771	9 318	5 981	691 METALLIC STRUCTURES NES	1 197	264	164
894 BABY CARRIAGE, TOYS, GAMES	980	1 535	993	692 CONTAINERS, STORAGE, TRNSP	1 281	221	146
895 OFFICE, STATIONERY SUPPLS	1 593	2 246	1 434	693 WIRE PRODUCTS EXCL. ELECT	1 162	300	204
896 WORKS OF ART, ANTIQUE ETC	4	173	117	694 NAILS, SCREWS, NUTS, ETC.	3 280	602	390
897 GOLD, SILVERWARE, JEWEL NES	36	736	458	695 TOOLS	1 611	2 653	1 676
898 MUSICAL INSTRUMENTS, ETC.	2 321	6 402	4 095	696 CUTLERY	94	463	281
899 MISC MANUFCTRD GOODS NES	3 411	21 515	13 821	697 HOUSEHOLD EQUIPMENT, NES	160	119	77
941 COMPL IND PLANT CHAPT 99	562	411	282	699 MANUFACT. BASE METAL, NES	47 660	5 235	3 321
BULGARIA				713 INTRNL COMBUS PSTN ENGIN	356	219	140
IMPORTS				714 ENGINES, MOTORS NON-ELECT	2	404	273
001 LIVE ANIMALS	1 025	149	93	716 ROTATING ELECTRIC PLANT	4 703	2 513	1 624
012 OTHER MEAT, MEAT OFFAL	1 905	1 124	715	718 OTH. POWR. GENRTNG. MACHNRY	1 102	1 713	1 093
017 MEAT, OFFL. PRPD, PRSDV, NES	2 107	958	627	721 AGRIC. MACHINES, EX. TRACTR	4 002	1 152	742
024 CHEESE AND CURD	13 609	7 678	4 943	723 CIVIL ENGINEERING EQUIPT	764	304	193
025 EGGS, BIRDS, VOLKS, ALBUMIN	166	64	44	724 TEXTILE, LEATHER MACHINES	238	216	136
034 FISH, FRESH, CHILLED, FROZEN	609	343	221	725 PAPER, PULP MILL MACHINES	25	73	46
054 VEGETABLES	106 942	12 650	8 377	726 PRINTNG, BOOKBINDNG MACHS	58	63	41
056 VEGETABLES, PRPD, PRSDV, NES	127 738	11 540	7 297	728 OTH. MACH. PTS, SPCL INDUST	4 349	1 615	1 033
057 FRUIT, NUTS EXCL. OIL NUTS	24 562	3 387	2 178	731 METAL REMOVAL WORK TOOLS	13 247	7 172	4 527
058 FRUIT, PRESERVED, PREPARED	33 470	6 387	4 135	733 MACH-TOOLS, METAL-WORKING	1 005	306	200
059 FRUIT, VEGETABLE JUICES	24 738	5 017	3 141	735 PARTS, NES, FOR MACH-TOOLS	3 286	1 458	931
061 SUGARS, MOLASSES, HONEY	836	259	172	737 METALWORKING MACHNRY NES	4 149	1 967	1 298
075 SPICES	13 532	1 947	1 252	741 HEATING, COOLNG EQUIP, PART	7 991	1 966	1 241
081 ANIMAL FEED STUFF	9 461	6 507	4 187	742 PUMPS FOR LIQUIDS, PARTS	1 804	2 049	1 319
098 EDIBLE PROD. PREPRTNS, NES	313	41	30	743 PUMPS NES, CENTRIFUGS ETC	683	923	574
112 ALCOHOLIC BEVERAGES	133 774	18 931	12 088	744 MECHANICAL HANDLING EQUIP	26 638	7 665	4 958
121 TOBACCO, UNMANUFACTURED	26 529	18 786	12 084	745 OTH. NONELEC MCH, TOOL, NES	1 356	1 432	921
211 HIDES, SKINS (EX. FURS), RAW	1 633	238	145	746 BALL OR ROLLER BEARINGS	166	230	147
222 OILSEED (SFT. FIX VEG. OIL)	135 079	6 839	4 426	747 TAPS, COCKS, VALVES, ETC.	1 165	1 147	729
232 SYNTHETIC RUBBER, ETC.	7 052	703	433	748 TRANSMISSIONS SHAFTS ETC	699	364	236
248 WOOD, SIMPLY WORKED	1 821	84	51	749 NON-ELECT MACH. PARTS, ETC	574	1 457	928
251 PULP AND WASTE PAPER	11 327	900	594	751 OFFICE MACHINES	2 390	3 240	2 073
266 SYNTHETIC FIBRES	9 500	1 508	973	752 AUTOMATC. DATA PROC. EQUIP	42	186	121
267 OTHER MAN-MADE FIBRES	2 284	421	266	759 PARTS, FOR OFFICE MACHINS	107	479	305
268 WOOL, OTHER ANIMAL HAIR	4 633	1 748	1 128	764 TELECOMM. EQUIP. PARTS NES	1 366	723	459
273 STONE, SAND AND GRAVEL	32 147	522	333	771 ELECT POWER MACHNRY, PARTS	322	563	360
278 OTHER CRUDE MINERALS	93 983	1 530	989	772 ELEC. SWITCH, RELAY, CIRCUT	808	4 982	3 192
282 FERROUS WASTE AND SCRAP	44 339	4 625	2 983	773 ELECTR. DISTRIB. EQPT NES	17 684	5 186	3 316
284 NICKEL ORES, CONCTR, MATTE	168	144	89	775 DOM. ELEC. NON-ELEC. EQUIPT	10 069	4 162	2 701
288 NON-FERROUS WASTE, SCRAP	47 740	12 183	7 834	776 TRANSISTORS, VALVES, ETC.	4	84	54
289 PREC. METAL ORES, CONCTRYS	461	6 333	4 166	778 ELECTRIC MACH. APPART. NES	7 810	11 409	7 399
291 CRUDE ANIMAL MATERLS, NES	351	322	199	781 PASS. MOTOR VEHCLS, EX. BUS	453	278	181
292 CRUDE VEG. MATERIALS, NES	37 004	11 856	7 636	784 PARTS, TRACTORS, MOTOR VEH	7 131	2 242	1 425
335 RESIDUAL PETROL. PRODUCTS	50 952	2 538	1 584	785 CYCLES, MOTORCYCLES ETC.	128	52	34
421 FIXED VEG. FAT, OILS, SOFT	30 000	2 150	1 442	786 TRAILERS, SEMI-TRAILER, ETC	4 045	1 330	874
431 ANIMAL, VEG. FATS, OILS, NES	4 612	234	149	792 AIRCRAFT, ASSOCTD. EQUIPNT	107	66	46
513 CARBOXYLIC ACIDS, DERIVTS	1 940	218	144	793 SHIP, BOAT, FLOAT. STRUCTRS	18 509	561	359
515 ORGANO-INORGANIC COMPNDS	6 977	1 440	928	811 PREFABRICATED BUILDINGS	1 620	246	157
516 OTHER ORGANIC CHEMICALS	245	90	60	812 PLUMBNG, SANITARY, EQPT. ETC	1 245	424	268
522 INORGANIC CHEM. ELEMENTS	14 457	1 363	858	813 LIGHTING FIXTURES ETC. NES	48 104	9 628	6 151
523 METAL. SALTS, INORGAN. ACID	7 391	261	167	831 TRUNK, SUITCASES, BAG, ETC	13 032	6 871	4 423
524 OTHER CHEMICAL COMPOUNDS	4 369	573	381	841 MENS, BOYS CLOTHING, X-KNIT	10 710	38 200	24 570
531 SYNTH. COLOURS, LAKES, ETC.	27	74	44	842 WOMEN, GIRL CLOTHING, X-KNIT	13 578	80 338	51 895
533 PIGMENTS, PAINTS, ETC.	1 126	365	246	843 MENS, BOYS CLOTHING, KNIT	3 159	3 264	2 111
541 MEDICINES, ETC. EXC. GRP542	2 163	6 757	4 328	844 WOMEN, GIRLS CLOTHING, KNIT	2 467	10 364	6 714
542 MEDICAMENTS	232	1 270	793	845 OTHR. TEXTILE APPAREL, NES	13 584	36 701	23 818
551 ESSENTL. OIL, PERFUME, FLAVR	59	272	169	846 CLOTHING ACCESSRS, FABRIC	1 883	3 453	2 229
562 FERTILIZER, EXCEPT GRP272	245 728	3 839	2 387	848 CLOTHING, NONTXTL; HEADGEAR	212	1 112	724
571 POLYMERS OF ETHYLENE	6 055	687	474	851 FOOTWEAR	6 060	13 752	9 061
574 POLYACETAL, POLYCARBONATE	533	172	113	871 OPTICAL INSTRUMENTS, NES	15	477	308
575 OTH. PLASTIC, PRIMARY FORM	2 157	491	310	872 MEDICAL INSTRUMENTS NES	26	370	238
581 PLASTIC TUBE, PIPE, HOSE	183	109	66	873 METERS, COUNTERS, NES	204	241	150
582 PLASTIC PLATE, SHEETS, ETC	11 535	2 830	1 852	874 MEASURE, CONTROL INSTRMNT	278	1 152	736
591 INSECTICIDES, ETC.	4 056	1 032	651	882 PHOTO. CINEMATOGRPH. SUPPL	35	120	78
592 STARCHES, INULIN, ETC.	5 021	2 863	1 866	884 OPTICAL GOODS NES	27	873	578
598 MISC. CHEMICAL PRODS. NES	10 216	401	260	891 ARMS AND AMMUNITION	21	105	65
611 LEATHER	2 258	603	396	892 PRINTED MATTER	78	129	78
621 MATERIALS OF RUBBER	1 296	265	168	893 ARTICLES, NES, OF PLASTICS	10 051	1 708	1 124
625 RUBBER TYRES, TUBES, ETC.	11 411	1 826	1 161	894 BABY CARRIAGE, TOYS, GAMES	10 492	5 302	3 452
629 ARTICLES OF RUBBER, NES	19 086	6 012	3 827	896 WORKS OF ART, ANTIQUE ETC	39	1 527	958
634 VENEERS, PLYWOOD, ETC.	7 831	767	476	898 MUSICAL INSTRUMENTS, ETC.	4 108	7 507	4 728
635 WOOD MANUFACTURES, NES	12 150	990	632	899 MISC MANUFCTRD GOODS NES	2 208	543	345
641 PAPER AND PAPERBOARD	5 478	1 120	722	961 COIN NONGOLD NONCURRENT	13	935	601
642 PAPER, PAPERBOARD, CUT ETC	2 104	219	151	971 GOLD, NONMONTY EXCL ORES	44	126	79
				EXPORTS	1 410 436	872 804	559 498



## 7 IMPORTS AND EXPORTS (SPECIAL TRADE) BY COUNTRIES OF PRODUCTION AND CONSUMPTION AND BY GROUPS OF THE SITC-REV. III 1992

GROUP DESCRIPTION	DT = 100 KG	1 000 DM	1 000 \$	GROUP DESCRIPTION	DT = 100 KG	1 000 DM	1 000 \$
001 LIVE ANIMALS	497	261	176	675 FLAT-ROLLED, ALLOY STEEL	19 663	3 569	2 255
017 MEAT, OFFL. PRPD, PRSVD, NES	928	440	284	676 IRON, STL. BAR, SHAPES ETC.	13 531	2 259	1 427
022 MILK AND CREAM	5 648	1 875	1 200	677 RAILWAY TRACK IRON, STEEL	437	248	156
023 BUTTER, OTHER FAT OF MILK	6 815	1 990	1 225	678 WIRE OF IRON OR STEEL	1 430	870	560
024 CHEESE AND CURD	678	333	221	679 TUBES, PIPES, ETC. IRON, STL	17 555	5 615	3 518
048 CEREAL PREPARATIONS	1 252	485	308	681 SILVER, PLATINUM, ETC.	7	742	481
056 VEGETABLES, PRPD, PRSVD, NES	930	148	97	682 COPPER	1 816	1 749	1 117
057 FRUIT, NUTS EXCL. OIL NUTS	1 053	161	100	683 NICKEL	148	444	282
058 FRUIT, PRESERVED, PREPARED	1 708	581	377	684 ALUMINIUM	7 297	4 802	3 019
059 FRUIT, VEGETABLE JUICES	498	67	40	689 MISC. NON-FERR. BASE METAL	188	58	35
061 SUGARS, MOLASSES, HONEY	364 215	16 810	10 779	691 METALLIC STRUCTURES NES	2 408	2 038	1 325
062 SUGAR CONFECTIONERY	1 249	869	560	692 CONTAINERS, STORAGE, TRNSP	1 043	230	146
071 COFFEE, COFFEE SUBSTITUTE	577	636	399	693 WIRE PRODUCTS EXCL. ELECT	717	537	345
073 CHOCOLATE, OTH. COCOA PREP	18 386	9 128	5 734	694 NAILS, SCREWS, NUTS, ETC.	1 014	848	542
075 SPICES	707	511	329	695 TOOLS	1 226	3 686	2 372
081 ANIMAL FEED STUFF	12 974	1 563	1 014	696 CUTLERY	133	394	244
091 MARGARINE AND SHORTENING	7 030	1 000	633	697 HOUSEHOLD EQUIPMENT, NES	133	256	166
098 EDIBLE PROD. PREPRTNS, NES	4 824	2 989	1 921	699 MANUFACT. BASE METAL, NES	6 041	5 991	3 848
111 NON-ALCOHOL. BEVERAGE, NES	1 689	185	120	700 CPL IND PLANT (84/85/87)	865	855	546
112 ALCOHOLIC BEVERAGES	11 638	1 839	1 177	711 STEAM GENER. BOILERS, ETC.	193	394	248
122 TOBACCO, MANUFACTURED	3 737	6 173	4 077	713 INTRNL COMBUS PSTN ENGIN	1 505	4 436	2 836
211 HIDES, SKINS (EX. FURS), RAW	575	91	57	714 ENGINES, MOTORS NON-ELECT	7	5 163	3 222
232 SYNTHETIC RUBBER, ETC.	2 095	484	317	716 ROTATING ELECTRIC PLANT	723	1 589	1 020
251 PULP AND WASTE PAPER	32 101	604	389	718 OTH. POWR. GENRTNG. MACHNRY	123	534	339
266 SYNTHETIC FIBRES	213	57	35	721 AGRIC. MACHINES, EX. TRACTR	3 216	5 018	3 201
267 OTHER MAN-MADE FIBRES	16 613	10 138	6 661	722 TRACTORS	985	384	262
268 WOOL, OTHER ANIMAL HAIR	814	1 185	767	723 CIVIL ENGINEERING EQUIPT	1 619	3 014	1 959
269 WORN CLOTHING, TEXTIL. ARTL	638	137	89	724 TEXTILE, LEATHER MACHINES	4 082	19 096	12 089
273 STONE, SAND AND GRAVEL	2 951	65	39	725 PAPER, PULP MILL MACHINES	386	1 296	841
278 OTHER CRUDE MINERALS	2 914	232	146	726 PRINTNG, BOOKBINDNG MACHS	2 544	5 054	3 282
285 ALUMINIUM ORE, CONCTR. ETC	7 355	614	409	727 FOOD-PROCESS. MCH. NON DOM	1 299	4 964	3 126
287 ORE, CONCENTR. BASE METALS	38 005	1 491	1 009	728 OTH. MACH. PTS, SPCL. INDUST	7 120	22 583	14 573
288 NON-FERROUS WASTE, SCRAP	395	152	102	731 METAL REMOVAL WORK TOOLS	707	2 567	1 665
291 CRUDE ANIMAL MATERLS. NES	1 347	816	537	733 MACH-TOOLS, METAL-WORKING	379	3 246	2 139
292 CRUDE VEG. MATERIALS, NES	412	353	228	735 PARTS, NES, FOR MACH-TOOLS	377	2 418	1 554
334 PETROLEUM PRODUCTS	18 495	4 622	2 977	737 METALWORKING MACHNRY NES	418	1 661	1 050
335 RESIDUAL PETROL. PRODUCTS	2 500	291	187	741 HEATING, COOLNG EQUIP, PART	8 217	27 506	17 787
421 FIXED VEG. FAT, OILS, SOFT	599	78	48	742 PUMPS FOR LIQUIDS, PARTS	2 404	8 319	5 243
422 FIXED VEG. FAT, OILS, OTHER	1 102	167	107	743 PUMPS NES, CENTRIFUGS ETC	3 861	14 150	9 101
431 ANIMAL, VEG. FATS, OILS, NES	16 378	2 351	1 530	744 MECHANICAL HANDLING EQUIP	1 673	3 908	2 515
511 HYDROCARBONS, NES, DERIVTS	806	124	80	745 OTH. NONELEC MCH, TOOL, NES	1 684	12 011	7 733
512 ALCOHOL, PHENOL, ETC. DERIV	4 541	1 021	651	746 BALL OR ROLLER BEARINGS	1 348	4 923	3 174
513 CARBOXYLIC ACIDS, DERIVTS	19 191	3 751	2 405	747 TAPS, COCKS, VALVES, ETC.	2 031	6 022	3 809
514 NITROGEN-FUNCT. COMPOUNDS	5 045	3 753	2 362	748 TRANSMISSIONS SHAFTS ETC	1 304	3 532	2 249
515 ORGANO-INORGANIC COMPNDS	2 313	1 566	1 011	749 NON-ELECT MACH. PARTS, ETC	839	4 239	2 701
516 OTHER ORGANIC CHEMICALS	2 162	1 116	721	751 OFFICE MACHINES	268	2 343	1 479
522 INORGANIC CHEM. ELEMENTS	3 212	1 660	1 042	752 AUTOMATC. DATA PROC. EQUIP	861	9 668	6 155
523 METAL. SALTS, INORGAN. ACID	14 965	2 173	1 375	759 PARTS, FOR OFFICE MACHINS	360	2 059	1 319
524 OTHER CHEMICAL COMPOUNDS	730	352	228	761 TELEVISION RECEIVERS ETC	1 174	2 688	1 742
525 RADIO-ACTIVE MATERIALS	2	402	253	762 RADIO-BROADCAST RECEIVER	184	723	464
531 SYNTH. COLOURS, LAKES, ETC.	1 985	6 133	3 917	763 SOUND RECORDER, PHONOGRPH	194	1 133	746
532 DYEING, TANNING MATERIALS	4 699	916	583	764 TELECOMM. EQUIP. PARTS NES	2 792	6 596	4 213
533 PIGMENTS, PAINTS, ETC.	20 908	11 095	7 154	771 ELECT POWER MACHNRY PARTS	1 794	3 054	2 026
541 MEDICINES, ETC. EXC. GRPS 42	619	4 247	2 710	772 ELEC. SWITCH, RELAY, CIRCUIT	1 518	10 342	6 594
542 MEDICAMENTS	2 712	13 151	8 455	773 ELECTR. DISTIBT. EQPT NES	1 570	2 523	1 617
551 ESSNTL. OIL, PERFUME, FLAVR	446	871	555	774 ELECTRO-MEDCL. XRAY EQUIP	285	9 225	6 059
553 PERFUMERY, COSMETICS, ETC.	7 595	5 363	3 384	775 DOM. ELEC. NON-ELEC. EQUIPT	5 729	8 111	5 197
554 SOAP, CLEANERS, POLISH, ETC	10 516	3 480	2 231	776 TRANSISTORS, VALVES, ETC.	1 951	4 426	2 795
571 POLYMERS OF ETHYLENE	852	258	164	778 ELECTRIC. MACH. APPART. NES	19 841	13 583	8 723
572 POLYMERS OF STYRENE	1 995	551	361	781 PASS. MOTOR VEHCLS. EX. BUS	47 490	92 138	59 366
573 POLYMERS, VINYL CHLORIDE	8 901	1 921	1 238	782 GOODS, SPCL. TRANSPORT VEH	74 607	13 188	8 407
574 POLYACETAL, POLYCARBONATE	10 723	5 005	3 213	783 ROAD MOTOR VEHICLES NES	36 127	19 474	12 371
575 OTH. PLASTIC, PRIMARY FORM	18 423	8 654	5 542	784 PARTS, TRACTORS, MOTOR VEH	10 337	18 976	12 278
581 PLASTIC TUBE, PIPE, HOSE	377	750	483	785 CYCLES, MOTORCYCLES ETC.	81	363	231
582 PLASTIC PLATE, SHEETS, ETC	6 870	5 234	3 324	786 TRAILERS, SEMI-TRAILR, ETC	27 720	9 513	6 107
583 MONOFILAMENT OF PLASTICS	159	218	137	791 RAILWAY VEHICLES. EQUIPNT	222	1 828	1 183
591 INSECTICIDES, ETC.	3 949	4 693	2 979	792 AIRCRAFT, ASSOCTD. EQUIPNT	7	638	432
592 STARCHES, INULIN, ETC.	2 629	1 281	813	793 SHIP, BOAT, FLDAT. STRUCTRS	52	194	123
593 EXPLOSIVES, PYROTECHNICS	329	475	300	811 PREFABRICATED BUILDINGS	698	609	391
597 PREPRO. ADDITIVES, LIQUIDS	8 487	3 158	2 012	812 PLUMBNG, SANITRY, EQPT, ETC	325	211	137
598 MISC. CHEMICAL PRODTS. NES	27 750	11 199	7 229	813 LIGHTNG FIXTURES ETC. NES	260	1 100	695
611 LEATHER	954	741	480	821 FURNITURE, CUSHIONS, ETC.	2 133	2 172	1 389
612 MANUFACT. LEATHER ETC. NES	8	70	43	831 TRUNK, SUITCASES, BAG, ETC	155	389	251
613 FURSKINS, TANNED, DRESSED	41	269	168	841 MENS, BOYS CLOTHING, X-KNIT	844	3 858	2 422
621 MATERIALS OF RUBBER	1 157	1 731	1 113	842 WOMEN, GIRL CLOTHING, X-KNIT	998	7 520	4 695
625 RUBBER TYRES, TUBES, ETC.	4 097	1 949	1 253	843 MENS, BOYS CLOTHING, KNIT	225	469	289
629 ARTICLES OF RUBBER, NES	267	1 202	759	844 WOMEN, GIRLS CLOTHNG. KNIT	148	527	329
633 CORK MANUFACTURES	33	407	247	845 OTHR. TEXTILE APPAREL, NES	824	3 612	2 309
634 VENEERS, PLYWOOD, ETC.	709	258	166	846 CLOTHING ACCESSRS, FABRIC	638	3 047	1 965
635 WOOD MANUFACTURES, NES	460	236	151	848 CLOTHNG, NONTXLT; HEADGEAR	703	2 520	1 629
641 PAPER AND PAPERBOARD	60 793	13 215	8 396	851 FOOTWEAR	1 396	2 719	1 740
642 PAPER, PAPERBOARD, CUT ETC	22 400	7 282	4 682	871 OPTICAL INSTRUMENTS, NES	15	388	247
651 TEXTILE YARN	4 614	9 185	5 867	872 MEDICAL INSTRUMENTS NES	715	11 899	7 605
652 COTTON FABRICS, WOVEN	3 277	11 391	7 311	873 METERS, COUNTERS, NES	174	904	574
653 FABRICS, MAN-MADE FIBRES	20 865	54 965	35 384	874 MEASURE, CONTROL INSTRMNT	699	13 013	8 404
654 OTH. TEXTILE FABRIC, WOVEN	1 620	6 252	4 058	881 PHOTOGRAPH APPAR. ETC. NES	211	1 694	1 081
655 KNIT, CROCHET, FABRIC NES	2 738	7 533	4 849	882 PHOTO. CINEMATOGRPH. SUPPL	2 097	3 809	2 457
656 TULLE, LACE, EMBROIDRY, ETC	402	1 910	1 222	884 OPTICAL GOODS NES	10	388	246
657 SPECIAL YARN, TXTL. FABRIC	12 972	17 682	11 282	885 WATCHES AND CLOCKS	18	197	120
658 TEXTILE ARTICLES NES	368	773	501	891 ARMS AND AMMUNITION	9	52	32
659 FLOOR COVERINGS, ETC.	150	131	83	892 PRINTED MATTER	7 122	4 671	2 982
662 CLAY, REFRCT. CONSTR. MATRL	26 973	5 174	3 315	893 ARTICLES, NES, OF PLASTICS	4 056	4 237	2 723
663 MINERAL MANUFACTURES, NES	1 706	2 433	1 553	894 BABY CARRIAGE, TOYS, GAMES	2 735	3 534	2 264
664 GLASS	1 551	946	608	895 OFFICE, STATIONERY SUPPLS	134	775	486
665 GLASSWARE	3 261	2 213	1 408	896 WORKS OF ART, ANTIQUE ETC	2	115	80
666 POTTERY	165	99	65	897 GOLD, SILVERWARE, JEWEL NES	2	8 872	5 498
671 PIG IRON, SPIEGELEISN, ETC	976	408	253	898 MUSICAL INSTRUMENTS, ETC.	755	2 564	1 646
673 FLAT-ROLLED IRON ETC.	32 784	3 523	2 228	899 MISC. MANUFCTRD GOODS NES	1 127	7 509	4 828
674 FLAT-ROLLED PLATED IRON	14 246	2 183	1 405	972 MONETARY GOLD, GOLD COINS		59	38



## 7 IMPORTS AND EXPORTS (SPECIAL TRADE) BY COUNTRIES OF PRODUCTION AND CONSUMPTION AND BY GROUPS OF THE SITC-REV. III 1992

GROUP DESCRIPTION	DT = 100 KG	1 000 DM	1 000 \$	GROUP DESCRIPTION	DT = 100 KG	1 000 DM	1 000 \$
ALBANIA				851 FOOTWEAR	23	85	54
IMPORTS	156 067	23 949	15 254	872 MEDICAL INSTRUMENTS NES	5	75	47
037 FISH ETC.PRPD,PRSD,NES	28	82	57	873 METERS,COUNTERS,NES	487	335	222
054 VEGETABLES	4 612	475	298	874 MEASURE,CONTROL INSTRMNT	5	82	52
056 VEGETABLES,PRPD,PRSD,NES	832	187	122	892 PRINTED MATTER	95	266	168
057 FRUIT,NUTS EXCL.OIL NUTS	3 842	1 595	1 000	893 ARTICLES,NES,OF PLASTICS	383	591	379
075 SPICES	1 762	541	335	899 MISC MANUFCTRO GOODS NES	42	677	434
121 TOBACCO, UNMANUFACTURED	686	129	83	UKRAINE			
248 WOOD, SIMPLY WORKED	724	105	70	IMPORTS	6 160 912	321 286	211 207
287 ORE,CONCENTR.BASE METALS	105 654	1 747	1 109	001 LIVE ANIMALS	354	119	82
292 CRUDE VEG.MATERIALS, NES	22 969	5 905	3 774	025 EGGS,BIRDS,YOLKS,ALBUMIN	2 009	178	115
551 ESSNTL.OIL,PERFUME,FLAVR	74	347	223	054 VEGETABLES	9 803	2 033	1 288
659 FLOOR COVERINGS, ETC.	217	924	592	057 FRUIT,NUTS EXCL.OIL NUTS	990	91	61
671 PIG IRON,SPIEGELEISN,ETC	10 174	1 002	608	058 FRUIT,PRESERVED,PREPARED	534	100	63
761 TELEVISION RECEIVERS ETC	69	196	121	059 FRUIT, VEGETABLE JUICES	34 935	5 121	3 246
821 FURNITURE,CUSHIONS,ETC.	245	67	44	112 ALCOHOLIC BEVERAGES	19 471	11 755	7 590
841 MENS,BOYS CLOTHNG,X-KNIT	27	62	38	211 HIDES,SKINS(EX.FURS),RAW	3 609	460	300
842 WOMEN,GIRL CLOTHNG,XKNIT	2 161	9 340	5 981	212 FURSKINS, RAW	21	685	424
845 OTHR.TEXTILE APPAREL,NES	60	81	52	222 OILSEED(SFT.FIX VEG.OIL)	11 807	389	242
881 PHOTOGRAPH APPAR.ETC.NES	3	78	50	223 OILSEED(OTH.FIX.VEG.OIL)	19 676	661	425
885 WATCHES AND CLOCKS	12	58	35	232 SYNTHETIC RUBBER, ETC.	6 317	640	434
896 WORKS OF ART,ANTIQUE ETC	2	181	117	245 FUEL WOOD, WOOD CHARCOAL	1 276	103	65
899 MISC MANUFCTRO GOODS NES	206	306	198	248 WOOD, SIMPLY WORKED	6 807	442	281
EXPORTS	102 417	48 648	31 260	251 PULP AND WASTE PAPER	774	53	35
022 MILK AND CREAM	10 796	2 877	1 823	263 COTTON	1 164	217	135
024 CHEESE AND CURD	16 000	3 289	2 218	266 SYNTHETIC FIBRES	6 398	954	643
046 MEAL,FLOUR OF WHEAT,MSLN	14 600	627	387	267 OTHER MAN-MADE FIBRES	3 083	313	204
048 CEREAL PREPARATIONS	213	95	63	273 STONE, SAND AND GRAVEL	1 368	229	150
061 SUGARS,MOLASSES,HONEY	4 267	223	141	277 NATURAL ABRASIVES, NES	1 998	160	106
081 ANIMAL FEED STUFF	1 282	49	31	282 FERROUS WASTE AND SCRAP	1 326	65	43
122 TOBACCO, MANUFACTURED	116	211	133	288 NON-FERROUS WASTE,SCRAP	23 475	3 855	2 541
269 WORN CLOTHING,TEXTL.ARTL	521	159	105	289 PREC.METAL ORES,CONCRTS	7	115	73
292 CRUDE VEG.MATERIALS, NES	15	99	68	291 CRUDE ANIMAL MATERLS,NES	7 504	714	475
511 HYDROCARBONS,NES,DERIVTS	581	72	48	292 CRUDE VEG.MATERIALS, NES	986	162	106
512 ALCOHOL,PHENOL,ETC.DERIV	230	55	37	321 COAL,NOT AGGLOMERATED	15 260	324	222
514 NITROGEN-FUNCT.COMPOUNDS	290	86	56	333 PETROLEUM OILS, CRUDE	3 086 530	66 740	43 630
523 METAL SALTS,INORGAN.ACID	1 113	80	55	334 PETROLEUM PRODUCTS	1 528 447	30 548	19 991
542 MEDICAMENTS	26	322	204	335 RESIDUAL PETROL.PRODUCTS	33 181	443	281
553 PERFUMERY,COSMETICS,ETC.	50	47	32	511 HYDROCARBONS,NES,DERIVTS	48 297	2 917	1 907
554 SOAP,CLEANERS,POLISH,ETC	680	121	75	512 ALCOHOL,PHENOL,ETC.DERIV	402	46	32
574 POLYACETAL,POLYCARBONATE	204	54	36	513 CARBOXYLIC ACIDS,DERIVTS	8 883	1 134	749
575 OTH.PLASTIC,PRIMARY FORM	401	107	66	515 ORGANO-INORGANIC COMPNDOS	2 933	980	642
581 PLASTIC TUBE,PIPE,HOSE	101	260	169	522 INORGANIC CHEM.ELEMENTS	264 677	5 621	3 643
591 INSECTICIDES, ETC.	2 336	1 071	674	523 METAL.SALTS,INORGAN.ACID	3 420	948	610
598 MISC.CHEMICAL PROOTS,NES	976	141	92	524 OTHER CHEMICAL COMPOUNDS	9 162	561	371
625 RUBBER TYRES,TUBES,ETC.	420	51	33	541 MEDICINES,ETC,EXC.GRPS42	146	296	187
629 ARTICLES OF RUBBER, NES	228	94	62	551 ESSNTL.OIL,PERFUME,FLAVR	66	128	81
635 WOOD MANUFACTURES, NES	52	47	30	562 FERTILIZER,EXCEPT GRP272	73 497	2 272	1 500
641 PAPER AND PAPERBOARD	360	240	150	573 POLYMERS,VINYL CHLORIDE	7 094	672	432
642 PAPER,PAPERBOARD,CUT ETC	65	216	137	575 OTH.PLASTIC,PRIMARY FORM	2 135	341	228
651 TEXTILE YARN	34	245	156	591 INSECTICIDES, ETC.	450	75	49
652 COTTON FABRICS, WOVEN	58	328	218	592 STARCHES,INULIN,ETC.	14 612	7 027	4 672
653 FABRICS,MAN-MADE FIBRES	1 254	5 213	3 325	598 MISC.CHEMICAL PROOTS,NES	11 774	666	442
654 OTH.TEXTILE FABRIC,WOVEN	156	369	237	613 FURSKINS,TANNED,DRESSED	34	141	93
656 TULLE,LACE,EMBROIDRY,ETC	15	198	122	625 RUBBER TYRES,TUBES,ETC.	3 682	264	172
657 SPECIAL YARN,TXTL.FABRIC	342	1 678	1 057	634 VENEERS,PLYWOOD, ETC.	6 172	1 124	744
675 FLAT-ROLLED, ALLOY STEEL	3 080	348	221	635 WOOD MANUFACTURES, NES	2 251	98	65
676 IRON,STL.BAR,SHAPES ETC.	935	160	102	641 PAPER AND PAPERBOARD	4 962	393	255
679 TUBES,PIPES,ETC.IRON,STL	1 669	368	251	642 PAPER,PAPERBOARD,CUT ETC	163	123	83
684 ALUMINIUM	228	175	117	653 FABRICS,MAN-MADE FIBRES	214	143	90
691 METALLIC STRUCTURES NES	201	57	38	657 SPECIAL YARN,TXTL.FABRIC	2 111	244	161
695 TOOLS	69	131	82	658 TEXTILE ARTICLES NES	1 170	664	438
696 CUTLERY	12	62	40	661 LIME,CEMENT,CONSTR.MATRL	790	68	45
699 MANUFACS.BASE METAL,NES	29	92	59	664 GLASS	2 554	93	59
713 INTRNL COMBUS PSTN ENGIN	203	576	364	671 PIG IRON,SPIEGELEISN,ETC	19 907	1 024	672
716 ROTATING ELECTRIC PLANT	137	66	41	672 INGOTS ETC.IRON OR STEEL	51 590	2 871	1 910
721 AGRIC.MACHINES,EX.TRACTR	4 201	4 113	2 746	673 FLAT-ROLLED IRON ETC.	353 646	18 898	12 644
722 TRACTORS	6 554	5 587	3 539	675 FLAT-ROLLED, ALLOY STEEL	4 908	769	529
724 TEXTILE,LEATHER MACHINES	143	215	136	676 IRON,STL.BAR,SHAPES ETC.	10 053	701	474
726 PRINTNG,BOOKBINDNG MACHS	22	51	33	678 WIRE OF IRON OR STEEL	1 815	87	55
741 HEATING,COOLNG EQUIP, PART	29	307	194	679 TUBES,PIPES,ETC.IRON,STL	18 290	1 207	810
743 PUMPS NES,CENTRIFUGS ETC	13	58	36	682 COPPER	158 761	43 404	28 468
744 MECHANICAL HANDLING EQUIP	117	215	136	683 NICKEL	490	291	190
745 OTH.NONELEC MCH,TOOL,NES	122	170	111	684 ALUMINIUM	16 218	2 830	1 878
746 BALL OR ROLLER BEARINGS	100	156	101	689 MISC.NON-FERR.BASE METAL	952	59	37
749 NON-ELECT MACH.PARTS,ETC	21	66	43	691 METALLIC STRUCTURES NES	32	56	39
752 AUTOMATC.DATA PROC.EQUIP	6	93	58	695 TOOLS	156	51	33
761 TELEVISION RECEIVERS ETC	111	167	110	697 HOUSEHOLD EQUIPMENT,NES	1 838	186	123
763 SOUND RECORDER,PHONOGRPH	5	56	36	699 MANUFACS.BASE METAL,NES	14	128	86
764 TELECOMM.EQUIP.PARTS NES	134	1 012	614	713 INTRNL COMBUS PSTN ENGIN	1 099	2 261	1 455
771 ELECT POWER MACHNY.PARTS	25	55	35	716 ROTATING ELECTRIC PLANT	1 684	192	126
772 ELEC.SWITCH.RELAY.CIRCUIT	11	336	215	722 TRACTORS	345	163	105
775 DOM.ELEC,NON-ELEC.EQUIPT	98	451	285	723 CIVIL ENGINEERING EQUIPT	30	50	31
781 PASS.MOTOR VEHCLS.EX.BUS	1 289	692	446	728 OTH.MACH,PTS,SPCL INDUST	492	247	168
782 GOODS,SPCL TRANSPORT VEH	3 224	518	339	731 METAL REMOVAL WORK TOOLS	2 936	623	416
783 ROAD MOTOR VEHICLES NES	2 110	538	341	745 OTH.NONELEC MCH,TOOL,NES	78	533	357
784 PARTS,TRACTORS,MOTOR VEH	697	978	628	746 BALL OR ROLLER BEARINGS	1 735	2 003	1 349
786 TRAILERS,SEMI-TRAILR,ETC	595	239	151	748 TRANSMISSIONS SHAFTS ETC	4	51	33
793 SHIP,BOAT,FLOAT,STRUCTRS	40	182	122	749 NON-ELECT MACH.PARTS,ETC	804	95	63
811 PREFABRICATED BUILDINGS	1 296	1 856	1 245	761 TELEVISION RECEIVERS ETC	118	173	119
813 LIGHTING FIXTURES ETC.NES	41	47	30	771 ELECT POWER MACHNY.PARTS	84	655	414
821 FURNITURE,CUSHIONS,ETC.	46	52	30	772 ELEC.SWITCH.RELAY.CIRCUIT	70	349	233
841 MENS,BOYS CLOTHNG,X-KNIT	33	242	156	773 ELECTR DISTRIBT.EQPT NES	3 425	895	585
846 CLOTHING ACCESSRS,FABRIC	54	383	244	776 TRANSISTORS,VALVES,ETC.	2	63	40
848 CLOTHNG,NONTXTL;HEADGEAR	15	64	40	778 ELECTRIC.MACH.APPART.NES	650	272	175



7 IMPORTS AND EXPORTS (SPECIAL TRADE) BY COUNTRIES OF PRODUCTION AND CONSUMPTION AND BY GROUPS OF THE SITC-REV. III 1992

GROUP DESCRIPTION	DT = 100 KG	1 000 DM	1 000 \$	GROUP DESCRIPTION	DT = 100 KG	1 000 DM	1 000 \$
781 PASS.MOTOR VEHCLS.EX.BUS	5 647	3 247	2 127	654 OTH.TEXTILE FABRIC,WOVEN	1 719	5 936	3 865
783 ROAD MOTOR VEHICLES NES	63	60	38	655 KNIT.CROCHET.FABRIC NES	293	833	541
784 PARTS,TRACTORS,MOTOR VEH	637	350	225	656 TULLE,LACE,EMBROIDRY.ETC	59	353	225
785 CYCLES,MOTORCYCLES ETC.	231	130	87	657 SPECIAL YARN,TXTL.FABRIC	672	1 327	875
786 TRAILERS,SEMI-TRAILR,ETC	7 073	480	307	658 TEXTILE ARTICLES NES	272	390	258
791 RAILWAY VEHICLES,EQUIPNT	495	1 117	719	659 FLOOR COVERINGS, ETC.	493	351	228
793 SHIP,BOAT,FLOAT. STRUCTRS	140 190	26 004	17 441	661 LIME,CEMENT,CONSTR.MATRL	5 303	1 166	108
813 LIGHTING FIXTURES ETC.NES	51	62	39	662 CLAY,REFRCT.CONSTR.MATRL	18 509	1 991	1 335
821 FURNITURE,CUSHIONS,ETC.	15 825	2 163	1 420	663 MINERAL MANUFACTURES,NES	6 752	1 090	713
831 TRUNK,SUITCASES,BAG,ETC	69	64	43	664 GLASS	2 048	261	173
841 MENS,BOYS CLOTHING,X-KNIT	730	2 707	1 762	666 POTTERY	146	207	129
842 WOMEN,GIRL CLOTHING,XKNIT	3 923	19 218	12 541	673 FLAT-ROLLED IRON ETC.	140 184	9 957	6 294
843 MENS,BOYS CLOTHING,KNIT	60	70	45	674 FLAT-ROLLED PLATED IRON	759	346	219
844 WOMEN,GIRLS CLUTHNG.KNIT	249	521	335	675 FLAT-ROLLED, ALLOY STEEL	3 636	949	614
845 OTHR.TEXTILE APPAREL,NES	903	1 908	1 244	676 IRON,STL.BAR,SHAPES ETC.	851	224	151
846 CLOTHING ACCESSRS,FABRIC	82	113	75	679 TUBES,PIPES,ETC.IRON,STL	1 799	487	328
848 CLOTHING,NONTXTL;HEADGEAR	68	1 624	1 069	691 METALLIC STRUCTURES NES	7 205	6 134	4 114
851 FOOTWEAR	1 046	1 320	890	692 CONTAINERS,STORAGE,TRNSP	1 694	1 413	946
872 MEDICAL INSTRUMENTS NES	6	103	88	693 WIRE PRODUCTS EXCL.ELECT	7 176	3 213	2 123
874 MEASURE,CONTROL INSTRMNT	25	135	89	694 NAILS,SCREWS,NUTS,ETC.	236	352	233
884 OPTICAL GOODS NES	6	83	53	695 TOOLS	495	1 696	1 107
894 BABY CARRIAGE,TOYS,GAMES	214	125	82	697 HOUSEHOLD EQUIPMENT,NES	71	300	202
896 WORKS OF ART,ANTIQUE ETC	5	66	44	699 MANUFACTS.BASE METAL,NES	1 401	2 762	1 804
898 MUSICAL INSTRUMENTS,ETC.	1 329	2 345	1 543	700 CPL IND PLANT (84/85/87)	23 123	41 124	27 541
EXPORTS	4 527 108	959 402	632 620	711 STEAM GENER. BOILERS,ETC.	49	46	30
001 LIVE ANIMALS	219	107	73	713 INTRNL COMBUS PSTN ENGIN	3 688	8 531	5 729
012 OTHER MEAT, MEAT OFFAL	1 416	203	138	716 ROTATING ELECTRIC PLANT	2 541	6 313	4 011
017 MEAT,OFFL.PRPD,PRSDV,NES	467	190	119	718 OTH.POWR.GENRNGR.MACHNRY	65	806	545
024 CHEESE AND CURD	848	343	228	721 AGRIC.MACHINES,EX.TRACTR	197 368	219 977	145 990
041 WHEAT, MESLIN, UNMILLED	3 401 622	71 505	46 918	722 TRACTORS	236	288	198
048 CEREAL PREPARATIONS	1 551	522	354	723 CIVIL ENGINEERING EQUIPT	3 327	6 719	4 286
054 VEGETABLES	456	56	32	724 TEXTILE,LEATHER MACHINES	1 060	4 419	2 865
057 FRUIT,NUTS EXCL.OIL NUTS	1 230	164	105	725 PAPER,PULP MILL MACHINES	37	74	47
058 FRUIT,PRESERVED,PREPARED	165	76	48	726 PRINTNG,BOOKBINDNG MACHS	81	499	322
059 FRUIT, VEGETABLE JUICES	1 421	135	93	727 FOOD-PROCESS.MCH.NON DOM	3 120	13 736	9 295
061 SUGARS,MOLASSES,HONEY	45 088	3 858	2 446	728 OTH.MACH.PTS,SPCL INDUST	12 976	36 392	23 986
062 SUGAR CONFECTIONERY	1 055	567	382	731 METAL REMOVAL WORK TOOLS	1 002	11 141	7 099
071 COFFEE,COFFEE SUBSTITUTE	1 570	1 631	1 101	733 MACH-TOOLS,METAL-WORKING	1 494	16 223	10 734
072 COCOA	14 041	1 659	1 120	735 PARTS,NES,FOR MACH-TOOLS	39	119	78
073 CHOCOLATE,OTH.COCOA PREP	21 886	7 163	4 790	737 METALWORKING MACHNRY NES	11 857	27 004	17 435
091 MARGARINE AND SHORTENING	581	94	63	741 HEATING,COOLNG EQUIP,PART	7 081	19 631	13 102
098 EDIBLE PRD. PREPRINS,NES	8 527	3 373	2 247	742 PUMPS FOR LIQUIDS,PARTS	457	2 073	1 363
111 NON-ALCOHOL. BEVERAGE,NES	3 112	357	230	743 PUMPS NES,CENTRIFUGS ETC	4 820	21 690	13 853
112 ALCOHOLIC BEVERAGES	27 066	5 096	3 408	744 MECHANICAL HANDLING EQUIP	16 121	13 124	8 372
122 TOBACCO, MANUFACTURED	2 305	3 467	2 363	745 OTH.NONELEC MCH,TOOL,NES	3 066	11 082	7 153
232 SYNTHETIC RUBBER, ETC.	724	254	174	746 BALL OR ROLLER BEARINGS	154	461	294
245 FUEL WOOD, WOOD CHARCOAL	322	205	129	747 TAPS,COCKS,VALVES,ETC.	1 907	3 572	2 392
269 WORN CLOTHING,TEXTL.ARTL	1 552	600	394	748 TRANSMISSIONS SHAFTS ETC	3 205	5 915	3 907
285 ALUMINIUM ORE,CONCTR.ETC	672	153	102	749 NON-ELECT MACH.PARTS,ETC	113	485	320
288 NON-FERROUS WASTE,SCRAP	5 287	600	386	751 OFFICE MACHINES	223	1 049	697
291 CRUDE ANIMAL MATERLS,NES	691	46	32	752 AUTOMATC.DATA PRDC.EQUIP	1 850	14 221	9 387
292 CRUDE VEG.MATERIALS, NES	77	1 779	1 192	759 PARTS,FOR OFFICE MACHINS	153	1 263	843
334 PETROLEUM PRODUCTS	8 286	1 086	719	761 TELEVISION RECEIVERS ETC	388	1 046	680
335 RESIDUAL PETROL. PRODUCTS	17 516	2 114	1 438	762 RADIO-BROADCAST RECEIVER	69	356	230
511 HYDROCARBONS,NES,DERIVTS	21 464	1 878	1 249	763 SOUND RECORDER,PHONOGRPH	67	492	322
512 ALCOHOL,PHENOL,ETC.DERIV	2 644	864	567	764 TELECOMM.EQUIP.PARTS NES	770	8 922	5 753
513 CARBOXYLIC ACIDS,DERIVTS	2 447	874	573	771 ELECT POWER MACHNY,PARTS	1 713	9 993	6 552
514 NITROGEN-FUNCT.COMPOUNDS	522	382	255	772 ELEC.SWITCH.RELAY.CIRCUT	1 832	9 845	6 366
515 ORGANO-INORGANIC COMPNDS	2 072	1 265	843	773 ELECTR DISTRIB.EQPT NES	3 679	2 758	1 802
516 OTHER ORGANIC CHEMICALS	8 546	1 802	1 161	774 ELECTRO-MEDCL,XRAY EQUIP	447	11 148	7 366
522 INORGANIC CHEM.ELEMENTS	738	226	147	775 DOM.ELEC,NON-ELEC.EQUIPT	787	1 459	961
523 METAL. SALTS, INORGAN.ACID	107	59	38	776 TRANSISTORS, VALVES,ETC.	68	339	218
531 SYNTH.COLOURS,LAKES,ETC.	258	918	570	778 ELECTRIC.MACH.APPART.NES	2 240	2 676	1 727
532 DYEING,TANNING MATERIALS	190	68	43	781 PASS.MOTOR VEHCLS.EX.BUS	12 468	24 651	16 225
533 PIGMENTS, PAINTS, ETC.	2 957	1 108	721	782 GOODS,SPCL TRANSPORT VEH	7 067	3 955	2 589
541 MEDICINES,ETC,EXC.GRP542	12	56	36	783 ROAD MOTOR VEHICLES NES	9 671	13 634	9 204
542 MEDICAMENTS	1 755	19 827	12 847	784 PARTS,TRACTORS,MOTOR VEH	1 456	3 390	2 204
551 ESSNTL.OIL,PERFUME,FLAVR	70	150	102	786 TRAILERS,SEMI-TRAILR,ETC	10 983	7 475	5 040
553 PERFUMERY,COSMETICS,ETC.	3 410	2 058	1 375	793 SHIP,BOAT,FLOAT.STRUCTRS	140 190	31 532	21 148
554 SOAP,CLEANERS,POLISH,ETC	2 039	615	402	811 PREFABRICATED BUILDINGS	1 295	766	502
571 POLYMERS OF ETHYLENE	25 003	5 694	3 857	812 PLUMBNG,SANITRY,EQPT.ETC	1 623	2 547	1 676
572 POLYMERS OF STYRENE	1 125	464	314	813 LIGHTING FIXTURES ETC.NES	277	972	650
573 POLYMERS,VINYL CHLORIDE	1 592	392	260	821 FURNITURE,CUSHIONS,ETC.	2 518	3 019	1 979
574 POLYACETAL,POLYCARBONATE	1 610	784	529	831 TRUNK,SUITCASES,BAG,ETC	45	76	49
575 OTH.PLASTIC,PRIMARY FORM	3 665	2 176	1 432	841 MENS,BOYS CLOTHING,X-KNIT	655	2 559	1 695
579 PLASTIC WASTE, SCRAP ETC	5 033	73	50	842 WOMEN,GIRL CLOTHING,XKNIT	837	3 684	2 412
581 PLASTIC TUBE,PIPE,HOSE	509	361	243	843 MENS,BOYS CLOTHING,KNIT	163	407	271
582 PLASTIC PLATE,SHEETS,ETC	3 232	2 894	1 907	844 WOMEN,GIRLS CLOTHING.KNIT	366	1 500	996
583 MONOFILAMENT OF PLASTICS	201	178	123	845 OTHR.TEXTILE APPAREL,NES	1 150	4 350	2 859
591 INSECTICIDES, ETC.	2 202	3 863	2 488	846 CLOTHING ACCESSRS,FABRIC	704	1 834	1 211
592 STARCHES,INULIN,ETC.	291	150	98	848 CLOTHING,NONTXTL;HEADGEAR	195	1 388	923
597 PREPRD ADDITIVES,LIQUIDS	605	197	133	851 FOOTWEAR	7 327	14 680	9 670
598 MISC.CHEMICAL PRDCTS,NES	12 556	2 370	1 561	871 OPTICAL INSTRUMENTS,NES	159	49	34
600 CPL IND PLANT CHAP 69-76	3 937	11 119	7 091	872 MEDICAL INSTRUMENTS NES	18	3 804	2 442
611 LEATHER	189	810	524	873 METERS,COUNTERS,NES	201	173	111
613 FURSKINS,TANNED,DRESSED	52	2 886	1 878	874 MEASURE,CONTROL INSTRMNT	63	4 079	2 690
621 MATERIALS OF RUBBER	47	102	67	881 PHOTOGRAPH APPAR.ETC.NES	31	1 229	821
625 RUBBER TYRES,TUBES,ETC.	4 447	1 036	882	882 PHOTO.CINEMATOGRPH.SUPPL	6	103	68
629 ARTICLES OF RUBBER, NES	538	921	617	884 OPTICAL GOODS NES	12	52	34
633 CORK MANUFACTURES	284	791	535	885 WATCHES AND CLOCKS	4	139	91
634 VENEERS, PLYWOOD, ETC.	316	113	76	891 ARMS AND AMMUNITION	7 144	9 464	6 376
635 WOOD MANUFACTURES, NES	1 173	159	104	892 PRINTED MATTER	2 333	1 595	1 050
641 PAPER AND PAPERBOARD	2 657	1 135	731	893 ARTICLES,NES,OF PLASTICS	66	298	191
642 PAPER,PAPERBOARD,CUT ETC	1 134	513	333	894 BABY CARRIAGE,TOYS,GAMES	26	178	114
651 TEXTILE YARN	598	902	585	895 OFFICE,STATIONERY SUPPLS	22	167	110
652 COTTON FABRICS, WOVEN	292	753	490	897 GOLD,SILVERWARE,JEWL NES	1 018	3 057	2 023
653 FABRICS,MAN-MADE FIBRES	3 129	10 229	6 694	898 MUSICAL INSTRUMENTS,ETC.	182	1 333	876
				899 MISC MANUFCTRD GOODS NES	4 203	3 476	2 325
				941 COMPL IND PLANT CHAPT 99			



7 IMPORTS AND EXPORTS (SPECIAL TRADE) BY COUNTRIES OF PRODUCTION AND CONSUMPTION AND BY GROUPS OF THE SITC-REV. III 1992

GROUP DESCRIPTION	DT = 100 KG	1 000 DM	1 000 \$	GROUP DESCRIPTION	DT = 100 KG	1 000 DM	1 000 \$
BELARUS				043 BARLEY, UNMILLED	624 762	9 909	6 466
IMPORTS	2 679 626	169 909	112 567	045 OTHER CEREALS, UNMILLED	209 012	2 348	1 537
001 LIVE ANIMALS	374	50	33	048 CEREAL PREPARATIONS	826	906	584
034 FISH, FRESH, CHILLED, FROZN	3 178	828	531	057 FRUIT, NUTS EXCL. OIL NUTS	646	51	30
036 CRUSTACEANS, MOLLUSCS ETC	216	148	100	059 FRUIT, VEGETABLE JUICES	1 051	188	120
054 VEGETABLES	2 754	1 357	878	061 SUGARS, MOLASSES, HONEY	18 824	803	511
056 VEGETABLES, PRPD, PRSVO, NES	1 364	144	99	062 SUGAR CONFECTIONERY	1 298	601	389
057 FRUIT, NUTS EXCL. OIL NUTS	791	77	49	071 COFFEE, COFFEE SUBSTITUTE	847	293	187
058 FRUIT, PRESERVED, PREPARED	2 396	407	276	072 COCOA	390	66	45
059 FRUIT, VEGETABLE JUICES	1 480	61	38	073 CHOCOLATE, OTH. COCOA PREP	12 723	5 675	3 716
061 SUGARS, MOLASSES, HONEY	1 434	221	149	081 ANIMAL FEED STUFF	497	70	44
211 HIDES, SKINS (EX. FURS), RAW	3 927	515	333	098 EDIBLE PROD. PREPRTNS, NES	450	113	72
232 SYNTHETIC RUBBER, ETC.	1 653	232	151	112 ALCOHOLIC BEVERAGES	10 090	1 902	1 249
248 WOOD, SIMPLY WORKED	147 230	10 164	6 741	122 TOBACCO, MANUFACTURED	1 194	2 590	1 747
263 COTTON	493	91	58	231 NATURAL RUBBER, ETC.	6 380	1 056	712
266 SYNTHETIC FIBRES	36 962	5 708	3 643	232 SYNTHETIC RUBBER, ETC.	1 392	652	439
267 OTHER MAN-MADE FIBRES	5 908	308	203	269 WORN CLOTHING, TEXTL. ARTL	676	144	98
268 WOOL, OTHER ANIMAL HAIR	208	107	68	292 CRUDE VEG. MATERIALS, NES	118	500	335
282 FERROUS WASTE AND SCRAP	23 246	2 374	1 562	334 PETROLEUM PRODUCTS	2 920	1 441	960
288 NON-FERROUS WASTE, SCRAP	65 869	16 896	10 959	421 FIXED VEG. FAT, OILS, SOFT	1 800	167	112
289 PREC. METAL ORES, CONCTRIS	117	1 706	1 176	431 ANIMAL, VEG. FATS, OILS, NES	1 320	169	110
291 CRUDE ANIMAL MATERLS. NES	7 373	465	309	512 ALCOHOL, PHENOL, ETC. DERIV	1 014	218	143
292 CRUDE VEG. MATERIALS, NES	1 992	281	186	514 NITROGEN-FUNCT. COMPOUNDS	1 039	608	410
334 PETROLEUM PRODUCTS	1 718 411	48 192	33 202	522 INORGANIC CHEM. ELEMENTS	2 300	664	423
335 RESIDUAL PETROL. PRODUCTS	97 437	2 676	1 783	524 OTHER CHEMICAL COMPOUNDS	200	214	135
511 HYDROCARBONS, NES, DERIVTS	45 945	2 180	1 450	531 SYNTH. COLOURS, LAKES, ETC.	1 165	2 616	1 733
512 ALCOHOL, PHENOL, ETC. DERIV	2 675	177	112	532 DYEING, TANNING MATERIALS	748	260	172
513 CARBOXYLIC ACIDS, DERIVTS	7 889	810	541	533 PIGMENTS, PAINTS, ETC.	15 684	5 979	3 954
515 ORGANO-INORGANIC COMPNDS	501	286	183	542 MEDICAMENTS	523	2 925	1 857
522 INORGANIC CHEM. ELEMENTS	1 970	314	213	553 PERFUMERY, COSMETICS, ETC.	1 439	1 506	977
523 METAL. SALTS, INORGAN. ACID	1 212	453	290	554 SOAP, CLEANERS, POLISH, ETC	7 788	3 112	2 007
524 OTHER CHEMICAL COMPOUNDS	2 741	256	158	571 POLYMERS OF ETHYLENE	435	102	66
531 SYNTH. COLOURS, LAKES, ETC.	32	85	58	572 POLYMERS OF STYRENE	2 069	611	402
541 MEDICINES, ETC. EXC. GRP542	117	568	389	573 POLYMERS, VINYL CHLORIDE	7 076	4 579	3 085
551 ESSNTL. OIL, PERFUME, FLAVR	41	106	69	574 POLYACETAL, POLYCARBONATE	16 160	6 716	4 366
562 FERTILIZER, EXCEPT GRP272	314 604	4 447	2 896	575 OTH. PLASTIC, PRIMARY FORM	3 778	2 327	1 549
571 POLYMERS OF ETHYLENE	4 121	324	205	581 PLASTIC TUBE, PIPE, HOSE	560	247	158
573 POLYMERS, VINYL CHLORIDE	2 445	359	235	582 PLASTIC PLATE, SHEETS, ETC	708	635	408
575 OTH. PLASTIC, PRIMARY FORM	585	46	32	583 MONOFILAMENT OF PLASTICS	233	207	141
579 PLASTIC WASTE, SCRAP ETC	338	111	76	591 INSECTICIDES, ETC.	164	254	167
592 STARCHES, INULIN, ETC.	6 763	3 602	2 427	597 PREPRED ADDITIVES, LIQUIDS	2 063	1 117	719
598 MISC. CHEMICAL PROOTS. NES	931	108	71	598 MISC. CHEMICAL PROOTS. NES	6 227	2 784	1 823
611 LEATHER	4 418	1 870	1 212	621 MATERIALS OF RUBBER	41	63	43
625 RUBBER TYRES, TUBES, ETC.	3 271	195	132	625 RUBBER TYRES, TUBES, ETC.	4 642	575	383
629 ARTICLES OF RUBBER, NES	655	64	41	629 ARTICLES OF RUBBER, NES	561	1 120	751
634 VENEERS, PLYWOOD, ETC.	11 361	1 363	896	634 VENEERS, PLYWOOD, ETC.	405	182	117
635 WOOD MANUFACTURES, NES	12 890	669	429	635 WOOD MANUFACTURES, NES	1 932	1 404	934
641 PAPER AND PAPERBOARD	4 430	243	152	641 PAPER AND PAPERBOARD	918	427	276
651 TEXTILE YARN	1 228	519	339	642 PAPER, PAPERBOARD, CUT ETC	108	86	54
652 COTTON FABRICS, WOVEN	1 622	738	490	651 TEXTILE YARN	320	523	344
653 FABRICS, MAN-MADE FIBRES	1 904	1 618	1 065	652 COTTON FABRICS, WOVEN	612	601	400
654 OTH. TEXTILE FABRIC, WOVEN	330	104	69	653 FABRICS, MAN-MADE FIBRES	824	1 700	1 117
658 TEXTILE ARTICLES NES	1 535	302	192	654 OTH. TEXTILE FABRIC, WOVEN	61	266	177
659 FLOOR COVERINGS, ETC.	68	522	324	655 KNIT. CROCHET. FABRIC NES	32	88	55
664 GLASS	1 024	52	33	656 TULLE, LACE, EMBROIDRY. ETC	75	202	126
667 PEARLS, PRECIOUS STONES	.	.	663	657 SPECIAL YARN, TXTL. FABRIC	97	379	253
671 PIG IRON, SPIEGELEISEN, ETC	497	83	57	662 CLAY, REFRACT. CONSTR. MATRL	2 752	272	187
681 SILVER, PLATINUM, ETC.	.	646	445	663 MINERAL MANUFACTURES, NES	8 602	466	300
682 COPPER	32 998	10 810	6 903	664 GLASS	522	383	253
683 NICKEL	198	174	117	673 FLAT-ROLLED IRON ETC.	11 060	924	556
684 ALUMINIUM	23 746	4 667	2 953	675 FLAT-ROLLED, ALLOY STEEL	3 024	1 125	711
689 MISC. NON-FERR. BASE METAL	.	.	676	676 IRON, STL. BAR, SHAPES ETC.	215	93	60
695 TOOLS	92	148	94	679 TUBES, PIPES, ETC. IRON, STL	8 469	1 681	1 129
699 MANUFACT. BASE METAL, NES	651	107	72	682 COPPER	445	292	192
713 INTRNL COMBUS PSTN ENGIN	601	582	373	684 ALUMINIUM	25	73	50
718 OTH. POWR. GENRTNG. MACHNRY	101	107	69	691 METALLIC STRUCTURES NES	631	404	265
721 AGRIC. MACHINES, EX. TRACTR	1 578	255	165	692 CONTAINERS, STORAGE, TRNSP	569	542	347
722 TRACTORS	11 727	3 078	1 988	693 WIRE PRODUCTS EXCL. ELECT	180	579	376
723 CIVIL ENGINEERING EQUIPT	308	155	103	694 NAILS, SCREWS, NUTS, ETC.	126	125	83
728 OTH. MACH. PTS, SPCL INDUST	255	111	71	695 TOOLS	84	460	306
735 PARTS, NES, FOR MACH-TOOLS	603	319	200	697 HOUSEHOLD EQUIPMENT, NES	163	282	185
746 BALL OR ROLLER BEARINGS	307	180	118	699 MANUFACT. BASE METAL, NES	896	1 166	764
752 AUTOMATC. DATA PROC. EQUIP	2	59	39	700 CPL IND PLANT (84/85/87)	1 298	16 442	10 722
759 PARTS, FOR OFFICE MACHINS	135	1 079	684	713 INTRNL COMBUS PSTN ENGIN	947	2 872	1 913
761 TELEVISION RECEIVERS ETC	84	89	56	716 ROTATING ELECTRIC PLANT	249	917	606
775 DOM. ELEC. NON-ELEC. EQUIPT	2 757	887	579	718 OTH. POWR. GENRTNG. MACHNRY	104	586	389
778 ELECTRIC. MACH. APPART. NES	43	100	66	721 AGRIC. MACHINES, EX. TRACTR	24 346	37 448	25 298
781 PASS. MOTOR VEHCLS. EX. BUS	3 451	2 275	1 488	723 CIVIL ENGINEERING EQUIPT	2 453	10 651	7 333
784 PARTS, TRACTORS, MOTOR VEH	995	998	664	724 TEXTILE, LEATHER MACHINES	556	2 549	1 635
785 CYCLES, MOTORCYCLES ETC.	519	305	200	727 FOOD-PROCESS. MCH. NON DOM	1 167	4 019	2 557
821 FURNITURE, CUSHIONS, ETC.	24 321	4 305	2 815	728 OTH. MACH. PTS, SPCL INDUST	5 872	16 988	10 982
841 MENS, BOYS CLOTHING, X-KNIT	531	1 072	705	731 METAL REMOVAL WORK TOOLS	1 667	10 583	6 791
842 WOMEN, GIRL CLOTHING, XKNIT	401	2 493	1 653	733 MACH-TOOLS, METAL-WORKING	365	2 241	1 472
845 OTHR. TEXTILE APPAREL, NES	420	803	524	735 PARTS, NES, FOR MACH-TOOLS	82	548	370
846 CLOTHING ACCESSRS, FABRIC	179	276	182	737 METALWORKING MACHNRY NES	46	410	262
851 FOOTWEAR	1 501	2 098	1 404	741 HEATING, COOLING EQUIP, PART	4 853	7 620	5 059
885 WATCHES AND CLOCKS	.	83	56	742 PUMPS FOR LIQUIDS, PARTS	291	1 561	1 048
894 BABY CARRIAGE, TOYS, GAMES	340	122	80	743 PUMPS NES, CENTRIFUGS ETC	573	2 614	1 711
896 WORKS OF ART, ANTIQUE ETC	28	121	80	744 MECHANICAL HANDLING EQUIP	474	1 789	1 149
EXPORTS	1 327 295	333 543	218 567	745 OTH. NONELEC MCH. TOOL, NES	492	3 401	2 185
001 LIVE ANIMALS	65	65	42	746 BALL OR ROLLER BEARINGS	89	491	319
017 MEAT, OFFL. PRPD, PRSVD, NES	1 539	488	318	747 TAPS, COCKS, VALVES, ETC.	247	914	609
022 MILK AND CREAM	261	78	51	748 TRANSMISSIONS SHAFTS ETC	863	3 292	2 166
036 CRUSTACEANS, MOLLUSCS ETC	147	74	51	749 NON-ELECT MACH. PARTS, ETC	82	427	287
041 WHEAT, MESLIN, UNMILLED	163 321	3 219	2 035	751 OFFICE MACHINES	68	175	116
				752 AUTOMATC. DATA PROC. EQUIP	272	1 874	1 228
				759 PARTS, FOR OFFICE MACHINS	21	138	90
				761 TELEVISION RECEIVERS ETC	21	62	38
				763 SOUND RECORDER, PHONOGRPH	2	97	65



## 7 IMPORTS AND EXPORTS (SPECIAL TRADE) BY COUNTRIES OF PRODUCTION AND CONSUMPTION AND BY GROUPS OF THE SITC-REV. III 1992

GROUP DESCRIPTION	DT = 100 KG	1 000 DM	1 000 \$	GROUP DESCRIPTION	DT = 100 KG	1 000 DM	1 000 \$
764 TELECOMM.EQUIP.PARTS NES	563	1 546	982	892 PRINTED MATTER	12	85	57
771 ELECT POWER MACHNY.PARTS	149	135	90				
772 ELEC SWITCH.RELAY.CIRCUIT	339	1 339	887	RUSSIA			
773 ELECTR.DISTRIB.EQPT NES	278	227	144				
774 ELECTRO-MECL.XRAY EQUIP	4	128	80	IMPORTS	267 299 251	7 573 149	4 954 683
775 DOM.ELEC.NON-ELEC.EQUIPT	364	571	375				
776 TRANSISTORS,VALVES,ETC.	4 360	3 681	2 445	001 LIVE ANIMALS	1 498	615	402
778 ELECTRIC.MACH.APPART.NES	657	1 894	1 250	022 MILK AND CREAM	703	295	186
781 PASS.MOTOR VEHCLS.EX.BUS	5 159	7 759	5 101	034 FISH,FRESH,CHILLED,FROZN	108 982	30 580	19 988
782 GOODS,SPCL TRANSPORT VEH	1 639	751	480	035 FISH,DRIED,SALTED,SMOKED	768	345	234
783 ROAD MOTOR VEHICLES NES	2 703	1 516	1 019	036 CRUSTACEANS,MOLLUSCS ETC	1 317	272	183
784 PARTS,TRACTORS,MOTOR VEH	1 957	4 010	2 629	037 FISH ETC.PRPD,PRSD,NES	1 014	13 049	8 447
786 TRAILERS,SEMI-TRAILR,ETC	504	192	126	045 OTHER CEREALS, UNMILLED	5 477	218	145
791 RAILWAY VEHICLES.EQUIPNT	27 237	45 036	28 786	048 CEREAL PREPARATIONS	3 135	623	402
811 PREFABRICATED BUILDINGS	1 075	1 043	685	054 VEGETABLES	10 895	2 155	1 412
813 LIGHTNG FIXTURES ETC.NES	118	148	98	056 VEGETABLES,PRPD,PRSD,NES	2 840	423	269
821 FURNITURE,CUSHIONS,ETC.	1 270	840	549	057 FRUIT,NUTS EXCL.OIL NUTS	6 362	1 038	661
831 TRUNK,SUITCASES,BAG,ETC	32	75	48	058 FRUIT,PRESERVED,PREPARED	5 962	1 061	687
841 MENS,BOYS CLOTHNG,X-KNIT	43	279	185	059 FRUIT, VEGETABLE JUICES	28 629	6 074	3 831
842 WOMEN,GIRL CLOTHNG,X-KNIT	148	535	347	061 SUGARS,MOLASSES,HONEY	20 201	2 693	1 740
843 MENS,BOYS CLOTHNG,KNIT	12	63	39	062 SUGAR CONFECTIONERY	1 335	160	103
844 WOMEN,GIRLS CLOTHNG,KNIT	34	161	104	073 CHOCOLATE,OTH.COCOA PREP	228	84	54
845 OTHR.TEXTILE APPAREL,NES	400	1 406	948	075 SPICES	1 515	106	71
846 CLOTHING ACCESSRS,FABRIC	113	277	180	081 ANIMAL FEED STUFF	15 607	1 005	672
848 CLOTHING,NONTXTL,HEADGEAR	21	192	124	098 EDIBLE PROD.PREPRNTS,NES	261	63	41
851 FOOTWEAR	1 556	3 199	2 087	111 NON-ALCOHOL.BEVERAGES,NES	526	46	31
872 MEDICAL INSTRUMENTS NES	198	1 364	920	112 ALCOHOLIC BEVERAGES	27 418	11 958	7 778
873 METERS,COUNTERS,NES	5	97	61	211 HIDES,SKINS(EX.FURS),RAW	20 389	3 234	2 087
874 MEASURE,CONTROL INSTRMNT	789	8 999	6 179	212 FURSKINS,RAW	372	6 125	4 009
882 PHOTO.CINEMATOGRPH.SUPPL	30	70	46	222 OILSEED(SFT.FIX VEG.OIL)	31 778	1 131	708
891 ARMS AND AMMUNITION	5	76	52	223 OILSEED(OTH.FIX.VEG.OIL)	310	57	38
892 PRINTED MATTER	22 059	12 134	7 635	232 SYNTHETIC RUBBER, ETC.	145 202	13 305	8 785
893 ARTICLES,NES,OF PLASTICS	918	601	394	245 FUEL WOOD, WOOD CHARCOAL	11 844	754	485
894 BABY CARRIAGE,TOYS,GAMES	3 581	1 165	739	247 WOOD ROUGH,ROUGH SQUARED	83 504	1 133	746
897 GOLD,SILVERWARE,JEWEL NES	46	215	146	248 WOOD, SIMPLY WORKED	1 896 533	104 063	68 509
898 MUSICAL INSTRUMENTS,ETC.	24	63	40	251 PULP AND WASTE PAPER	298 678	20 630	13 421
899 MISC MANUFCTRD GOODS NES	84	229	149	263 COTTON	392 621	74 853	49 137
941 COMPL IND PLANT CHAPT 99	52	73	48	265 VEGETABLE TEXTILE FIBRES	1 722	299	185
				266 SYNTHETIC FIBRES	14 383	2 248	1 472
				267 OTHER MAN-MADE FIBRES	38 950	3 548	2 318
				268 WOOL, OTHER ANIMAL HAIR	1 660	556	345
				272 FERTILIZERS, CRUDE			
				273 STONE, SAND AND GRAVEL	590 094	1 232	810
				277 NATURAL ABRASIVES, NES		298	196
				278 OTHER CRUDE MINERALS	34 447	1 135	737
				281 IRON ORE, CONCENTRATES	1 633 922	7 092	4 661
				282 FERROUS WASTE AND SCRAP	97 958	9 437	6 181
				287 ORE,CONCENTR.BASE METALS	200	125	84
				288 NON-FERROUS WASTE,SCRAP	554 934	140 221	92 052
				289 PREC.METAL ORES,CONCTRTS	118	1 822	1 219
				291 CRUDE ANIMAL MATERLS,NES	38 061	6 254	4 077
				292 CRUDE VEG.MATERIALS, NES	3 239	847	555
				321 COAL,NOT AGGLOMERATED	1 313 782	9 118	5 857
				322 BRIQUETTES,LIGNITE,PEAT	213 156	538	341
				325 COKE,SEMI-COKE,RET.CARBON	123 147	1 363	862
				333 PETROLEUM OILS, CRUDE	116 432 125	2 458 031	1 609 947
				334 PETROLEUM PRODUCTS	23 018 628	641 091	416 495
				335 RESIDUAL PETROL.PRODUCTS	297 906	6 671	4 332
				411 ANIMAL OILS AND FATS	13 621	685	468
				421 FIXED VEG.FAT,OILS, SOFT	5 515	376	253
				511 HYDROCARBONS,NES,DERIVTS	638 389	41 904	27 172
				512 ALCOHOL,PHENOL,ETC.DERIV	139 670	4 316	2 852
				513 CARBOXYLIC ACIDS,DERIVTS	4 273	726	469
				514 NITROGEN-FUNCT.COMPOUNDS	27 493	2 223	1 872
				515 ORGANO-INORGANIC COMPNDS	26 819	9 857	6 354
				516 OTHER ORGANIC CHEMICALS	1 298	604	393
				522 INORGANIC CHEM.ELEMENTS	498 822	34 302	22 255
				523 METAL SALTS,INORGAN.ACID	46 140	5 135	3 417
				524 OTHER CHEMICAL COMPOUNDS	135 492	8 637	5 629
				525 RADIO-ACTIVE MATERIALS	1 317	35 116	23 223
				531 SYNTH.COLOURS,LAKES,ETC.	36	142	97
				533 PIGMENTS, PAINTS, ETC.	72	74	48
				541 MEDICINES,ETC.EXC.GRP542	4 276	11 419	7 539
				551 ESSNTL.OIL, PERFUME,FLAVR	39	151	98
				553 PERFUMERY,COSMETICS,ETC.	238	161	108
				562 FERTILIZER,EXCEPT GRP272	1 019 429	14 898	9 797
				571 POLYMERS OF ETHYLENE	50 945	3 887	2 549
				572 POLYMERS OF STYRENE	2 660	308	205
				573 POLYMERS,VINYL CHLORIDE	12 019	1 456	972
				574 POLYACETAL,POLYCARBONATE	5 807	574	375
				575 OTH.PLASTIC,PRIMARY FORM	7 550	1 195	788
				579 PLASTIC WASTE, SCRAP ETC	1 921	215	138
				582 PLASTIC PLATE,SHEETS,ETC	506	130	86
				591 INSECTICIDES, ETC.	1 751	267	170
				592 STARCHES,INULIN,ETC.	36 636	18 917	12 491
				597 PREPRD ADDITIVES,LIQUIDS	2 250	428	280
				598 MISC.CHEMICAL PRODTS,NES	73 959	5 067	3 370
				611 LEATHER	9 327	4 875	3 179
				613 FURSKINS,TANNED,DRESSED	36	1 226	810
				621 MATERIALS OF RUBBER	9 638	950	623
				625 RUBBER TYRES,TUBES,ETC.	6 906	1 226	818
				629 ARTICLES OF RUBBER, NES	227	238	157
				634 VENEERS, PLYWOOD, ETC.	117 597	7 935	5 187
				635 WOOD MANUFACTURES, NES	25 041	2 047	1 334
				641 PAPER AND PAPERBOARD	316 260	17 842	11 797
				642 PAPER,PAPERBOARD,CUT ETC	4	59	39
				651 TEXTILE YARN	277	47	31
				652 COTTON FABRICS, WOVEN	13 331	6 396	4 116
				653 FABRICS,MAN-MADE FIBRES	772	617	404



## 7 IMPORTS AND EXPORTS (SPECIAL TRADE) BY COUNTRIES OF PRODUCTION AND CONSUMPTION AND BY GROUPS OF THE SITC-REV. III 1992

GROUP DESCRIPTION	DT = 100 KG	1 000 DM	1 000 \$	GROUP DESCRIPTION	DT = 100 KG	1 000 DM	1 000 \$
654 OTH.TEXTILE FABRIC,WOVEN	442	337	215	892 PRINTED MATTER	2 285	978	642
655 KNIT.CROCHET.FABRIC NES	807	898	580	893 ARTICLES,NES,OF PLASTICS	575	409	264
657 SPECIAL YARN,TXTL.FABRIC	153	55	34	894 BABY CARRIAGE,TOYS,GAMES	949	726	468
658 TEXTILE ARTICLES NES	1 981	1 229	800	896 WORKS OF ART,ANTIQUE ETC	315	3 578	2 610
659 FLOOR COVERINGS, ETC.	333	3 169	2 064	897 GOLD,SILVERWARE,JEWEL NES	4	3 066	2 108
661 LIME,CEMENT,CONSTR.MATRL	8 520	314	207	898 MUSICAL INSTRUMENTS,ETC.	567	519	327
662 CLAY,REFRCT.CONSTR.MATRL	1 882	72	49	899 MISC MANUFCTRD GOODS NES	1 232	442	287
663 MINERAL MANUFACTURES,NES	1 459	181	116	961 COIN NONGOLD NONCURRENT	46	2 540	1 625
664 GLASS	29 815	1 985	1 306	971 GOLD,NONMONTY EXCL ORES	20	16 089	11 108
665 GLASSWARE	3 164	553	359	972 MONETARY GOLD,GOLD COINS	1 839	1 166	
666 POTTERY	3 103	1 425	943				
667 PEARLS,PRECIOUS STONES	.	.	.	EXPORTS	24 655 532	6 354 075	4 149 147
671 PIG IRON,SPIEGELEISN,ETC	999 474	69 962	45 717	001 LIVE ANIMALS	4 040	2 822	1 896
672 INGOTS ETC.IRON OR STEEL	8 419	1 615	1 059	011 BOVINE MEAT	472 343	78 366	50 851
673 FLAT-ROLLED IRON ETC.	4 822 262	215 485	141 560	012 OTHER MEAT, MEAT OFFAL	102 588	22 332	14 426
675 FLAT-ROLLED, ALLOY STEEL	33 279	5 684	3 738	016 MEAT,ED.OFFL.DRY,SLT,SMK	104	92	59
676 IRON,STL.BAR,SHAPES ETC.	191 689	13 279	8 653	017 MEAT,OFFL.PRPD,PRSD,NES	117 373	69 842	47 461
678 WIRE OF IRON OR STEEL	2 888	176	117	022 MILK AND CREAM	105 583	35 512	22 960
679 TUBES,PIPES,ETC.IRON,STL	25 628	4 115	2 685	023 BUTTER,OTHER FAT OF MILK	61 190	25 119	16 263
681 SILVER,PLATINUM,ETC.	45	49 177	32 882	024 CHEESE AND CURD	71 457	29 848	19 712
682 COPPER	852 134	299 056	194 704	025 EGGS,BIRDS,YOLKS,ALBUMIN	689	161	103
683 NICKEL	63 026	64 092	42 241	034 FISH,FRESH,CHILLED,FROZEN	1 643	513	337
684 ALUMINIUM	1 651 849	335 117	217 171	035 FISH,DRIED,SALTED,SMOKED	69	71	46
685 LEAD	5 000	460	297	036 CRUSTACEANS,MOLLUSCS ETC	279	433	287
686 ZINC	48 024	8 049	5 247	037 FISH ETC.PRPD,PRSD,NES	417	313	204
687 TIN	788	207	138	041 WHEAT, MESLIN, UNMILLED	2 209 178	49 497	32 475
689 MISC.NON-FERR.BASE METAL	.	.	.	042 RICE	1 688	195	129
691 METALLIC STRUCTURES NES	7 630	1 459	933	043 BARLEY, UNMILLED	2 876 616	51 425	33 684
692 CONTAINERS,STORAGE,TRNSP	774	277	178	044 MAIZE UNMILLED	716	177	109
693 WIRE PRODUCTS EXCL.ELECT	348	79	53	045 OTHER CEREALS, UNMILLED	3 919 507	57 197	37 295
694 NAILS,SCREWS,NUTS,ETC.	2 108	152	100	046 MEAL,FLOUR OF WHEAT,MSLN	1 216 321	61 811	40 243
695 TOOLS	920	1 540	1 005	047 OTHER CEREAL MEAL,FLOURS	10 672	990	637
696 CUTLERY	156	45	31	048 CEREAL PREPARATIONS	104 046	15 584	10 130
697 HOUSEHOLD EQUIPMENT,NES	940	360	233	054 VEGETABLES	28 648	2 984	1 853
699 MANUFACTS.BASE METAL,NES	44 101	4 912	3 219	056 VEGETABLES,PRPD,PRSD,NES	4 552	1 249	811
712 STEAM TURBINES	8	65	41	057 FRUIT,NUTS EXCL.OIL NUTS	8 529	1 172	751
713 INTRNL COMBUS PSTN ENGIN	3 830	6 885	4 482	058 FRUIT,PRESERVED,PREPARED	8 066	2 614	1 691
716 ROTATING ELECTRIC PLANT	1 489	1 845	1 190	059 FRUIT, VEGETABLE JUICES	18 142	2 087	1 377
718 OTH.POWR.GENRTNG.MACHNRY	281	195	123	061 SUGARS,MOLASSES,HONEY	1 394 680	69 984	44 961
721 AGRIC.MACHINES,EX.TRACTR	2 092	389	259	062 SUGAR CONFECTIONERY	12 862	6 224	4 059
722 TRACTORS	17 406	3 571	2 379	071 COFFEE,COFFEE SUBSTITUTE	15 677	11 272	7 465
723 CIVIL ENGINEERING EQUIPT	12 303	2 973	1 976	072 COCOA	8 084	893	597
724 TEXTILE,LEATHER MACHINES	978	930	591	073 CHOCOLATE,OTH.COCOA PREP	107 916	53 805	35 144
725 PAPER,PULP MILL MACHINES	466	88	58	074 TEA AND MATE	3 878	1 298	864
726 PRINTNG,BOOKBINDNG MACHS	82	180	117	075 SPICES	1 151	345	225
727 FOOD-PROCESS.MCH.NON DOM	5	87	58	081 ANIMAL FEED STUFF	3 393	423	282
728 OTH.MACH.PTS,SPCL INDUST	29 163	7 644	5 034	091 MARGARINE AND SHORTENING	168 391	25 127	16 300
731 METAL REMOVAL WORK TOOLS	4 512	3 115	2 007	098 EDIBLE PROD.PREPRPTS,NES	80 297	41 286	26 497
733 MACH-TOOLS,METAL-WORKING	1 839	816	549	111 NON-ALCOHOL.BEVERAGE,NES	27 392	3 161	2 085
735 PARTS,NES,FOR MACH-TOOLS	2 103	692	455	112 ALCOHOLIC BEVERAGES	533 316	102 566	67 318
737 METALWORKING MACHNRY NES	621	443	291	122 TOBACCO, MANUFACTURED	52 758	86 412	57 598
741 HEATING,COOLING EQUIP,PART	314	208	133	222 OILSEED(SFT.FIX VEG.OIL)	501	343	231
742 PUMPS FOR LIQUIDS,PARTS	348	514	336	223 OILSEED(OTH.FIX VEG.OIL)	249	50	34
743 PUMPS NES,CENTRIFUGS ETC	388	1 010	643	231 NATURAL RUBBER, ETC.	4 760	774	513
744 MECHANICAL HANDLING EQUIP	887	258	165	232 SYNTHETIC RUBBER, ETC.	4 066	1 307	872
745 OTH.NONELEC MCH,TOOL,NES	663	2 307	1 495	246 WOOD IN CHIPS, PARTICLES	3 728	61	39
746 BALL OR ROLLER BEARINGS	11 125	3 606	2 348	248 WOOD, SIMPLY WORKED	1 113	312	213
747 TAPS,COCKS,VALVES,ETC.	2 355	1 540	1 018	263 COTTON	83	84	53
748 TRANSMISSIONS SHAFTS ETC	945	1 929	1 226	266 SYNTHETIC FIBRES	10 840	3 403	2 108
749 NON-ELECT MACH.PARTS,ETC	315	233	148	267 OTHER MAN-MADE FIBRES	79	51	33
752 AUTOMATC.DATA PROC.EQUIP	208	208	275	268 WOOL, OTHER ANIMAL HAIR	897	637	403
759 PARTS,FOR OFFICE MACHINS	436	1 610	1 079	269 WORN CLOTHING,TEXTL.ARTL	18 011	4 576	2 969
761 TELEVISION RECEIVERS ETC	5 615	5 355	3 507	273 STONE, SAND AND GRAVEL	34 495	870	563
764 TELECOMM.EQUIP.PARTS NES	622	834	526	278 OTHER CRUDE MINERALS	27 735	469	303
771 ELECT POWER MACHNRY,PARTS	2 786	1 782	1 173	282 FERROUS WASTE AND SCRAP	1 627	94	60
772 ELEC.SWITCH.RELAY.CIRCUIT	885	4 248	2 785	285 ALUMINIUM ORE,CONCTR.ETC	100 001	3 135	2 166
773 ELECTR.DISTRIB.EQPT NES	894	311	207	288 NON-FERROUS WASTE,SCRAP	948	66	44
774 ELECTRO-MEDCL.XRAY EQUIP	144	807	531	289 PREC.METAL ORES,CONCTR	86	54	
775 DOM.ELEC.NON-ELEC.EQUIPT	24 108	9 509	6 296	291 CRUDE ANIMAL MATERLS,NES	50	120	75
776 TRANSISTORS,VALVES,ETC.	92	945	612	292 CRUDE VEG.MATERIALS, NES	8 169	7 077	4 765
778 ELECTRIC.MACH.APPLT.NES	9 569	4 687	3 071	334 PETROLEUM PRODUCTS	8 050	2 102	1 370
781 PASS.MOTOR VEHCLS.EX.BUS	278 577	164 919	111 561	335 RESIDUAL PETROL.PRODUCTS	446 786	19 849	12 943
782 GOODS,SPCL TRANSPORT VEH	970	335	217	421 FIXED VEG.FAT,OILS, SOFT	91 547	6 507	4 029
784 PARTS,TRACTORS,MOTOR VEH	16 408	8 150	5 346	422 FIXED VEG.FAT,OILS,OTHER	1 478	262	174
785 CYCLES,MOTORCYCLES ETC.	1 315	452	302	431 ANIMAL,VEG.FATS,OILS,NES	2 272	331	213
786 TRAILERS,SEMI-TRAILR,ETC	19 475	2 279	1 485	511 HYDROCARBONS,NES,DERIVTS	9 267	858	537
791 RAILWAY VEHICLES.EQUIPNT	86 847	27 581	18 078	512 ALCOHOL,PHENOL,ETC.DERIV	181 593	39 660	26 246
792 AIRCRAFT,ASSOCTD.EQUIPNT	164	18 447	12 429	513 CARBOXYLIC ACIDS,DERIVTS	34 925	6 571	4 236
793 SHIP,BOAT,FLOAT,STRUCTRS	82 865	14 242	9 017	514 NITROGEN-FUNCT.COMPOUNDS	21 149	6 042	3 992
811 PREFABRICATED BUILDINGS	5 733	301	196	515 ORGANIC-INORGANIC COMPNDS	42 213	14 470	9 314
813 LIGHTING FIXTURES ETC.NES	165	57	35	516 OTHER ORGANIC CHEMICALS	27 503	6 353	4 064
821 FURNITURE,CUSHIONS,ETC.	118 120	24 479	16 036	522 INORGANIC CHEM.ELEMENTS	20 507	3 814	2 496
841 MENS,BOYS CLOTHING,X-KNIT	3 311	12 154	7 943	523 METAL.SALTS,INORGAN.ACID	280 593	11 556	7 284
842 WOMEN,GIRL CLOTHING,XKNIT	5 534	25 363	16 675	524 OTHER CHEMICAL COMPOUNDS	17 820	1 572	1 002
843 MENS,BOYS CLOTHING,KNIT	397	349	367	531 SYNTH.COLOURS,LAKES,ETC.	1 858	3 836	2 512
844 WOMEN,GIRLS CLOTHING,KNIT	142	578	367	532 DYEING,TANNING MATERIALS	4 028	2 040	1 347
845 OTH.TEXTILE APPAREL,NES	756	2 504	1 649	533 PIGMENTS, PAINTS, ETC.	112 710	60 396	39 211
846 CLOTHING ACCESSRS,FABRIC	215	373	236	541 MEDICINES,ETC.EXC.GRP542	652	4 634	2 995
848 CLOTHING,NONTXTL;HEADGEAR	54	671	436	542 MEDICAMENTS	22 407	61 242	40 036
851 FOOTWEAR	2 840	6 733	4 481	551 ESSNTL.OIL,PERFUME,FLAVR	2 292	7 228	4 498
871 OPTICAL INSTRUMENTS,NES	610	1 934	1 259	553 PERFUMERY,COSMETICS,ETC.	19 164	10 867	7 119
872 MEDICAL INSTRUMENTS NES	121	429	271	554 SOAP,CLEANERS,POLISH,ETC	51 144	17 230	11 336
873 METERS,COUNTERS,NES	6	54	35	562 FERTILIZER,EXCEPT GRP272	4 269	165	105
874 MEASURE,CONTROL INSTRMNT	355	2 210	1 449	571 POLYMERS OF ETHYLENE	95 271	12 577	8 245
881 PHOTOGRAPH APPAR.ETC.NES	79	452	291	572 POLYMERS OF STYRENE	2 613	842	552
883 CINE.FILM EXPOSD.DEVELOP	2	53	35	573 POLYMERS,VINYL CHLORIDE	79 888	18 810	12 031
884 OPTICAL GOODS NES	3	300	197	574 POLYACETAL, POLYCARBONATE	84 659	33 094	21 538
885 WATCHES AND CLOCKS	207	782	505	575 OTH.PLASTIC,PRMARY FORM	42 618	22 153	14 619
891 ARMS AND AMMUNITION	531	965	632				



## 7 IMPORTS AND EXPORTS (SPECIAL TRADE) BY COUNTRIES OF PRODUCTION AND CONSUMPTION AND BY GROUPS OF THE SITC-REV. III 1992

GROUP DESCRIPTION	DT = 100 KG	1 000 DM	1 000 \$	GROUP DESCRIPTION	DT = 100 KG	1 000 DM	1 000 \$
581 PLASTIC TUBE,PIPE,HOSE	10 296	13 911	9 128	776 TRANSISTORS,VALVES,ETC.	291	5 631	3 700
582 PLASTIC PLATE,SHEETS,ETC	80 297	27 545	17 848	778 ELECTRIC MACH APPART.NES	31 388	46 036	29 935
583 MONOFILAMENT OF PLASTICS	263	286	187	781 PASS.MOTOR VEHCLS.EX.BUS	87 754	228 173	149 662
591 INSECTICIDES, ETC.	14 586	26 619	16 559	782 GOODS,SPCL TRANSPORT VEH	53 414	77 231	50 960
592 STARCHES,INULIN,ETC.	5 919	3 157	2 081	783 ROAD MOTOR VEHICLES NES	22 539	31 376	20 430
593 EXPLOSIVES,PYROTECHNICS	116	627	399	784 PARTS,TRACTORS,MOTOR VEH	13 683	30 398	19 840
597 PREPRD ADDITIVES,LIQUIDS	10 031	4 312	2 824	785 CYCLES,MOTORCYCLES ETC.	108	653	424
598 MISC.CHEMICAL PRODTS.NES	138 162	42 091	27 251	786 TRAILERS,SEMI-TRAILR,ETC	47 256	41 702	27 157
600 CPL IND PLANT CHAP 69-76	18 644	23 523	15 365	791 RAILWAY VEHICLES,EQUIPNT	636 774	880 004	576 920
611 LEATHER	687	1 786	1 160	792 AIRCRAFT,ASSOCTD.EQUIPNT	386	3 493	2 327
612 MANUFACT. LEATHER ETC.NES	29	169	107	793 SHIP,BOAT,FLOAT.STRUCTRS	271 721	98 209	65 204
613 FURSKINS,TANNED,DRESSED	19	606	400	800 CPL IND PLANT CHAP 90/94	3 589	6 954	4 420
621 MATERIALS OF RUBBER	3 127	2 790	1 813	811 PREFABRICATED BUILDINGS	63 271	34 775	22 601
625 RUBBER TYRES,TUBES,ETC.	35 732	5 145	3 379	812 PLUMBNG,SANITRY,EQPT.ETC	6 408	6 236	4 082
629 ARTICLES OF RUBBER, NES	1 185	3 439	2 246	813 LIGHTNG FIXTURES ETC.NES	1 430	4 888	3 180
633 CORK MANUFACTURES	48	137	84	821 FURNITURE,CUSHIONS,ETC.	25 608	26 578	17 299
634 VENEERS, PLYWOOD, ETC.	15 324	3 760	2 411	831 TRUNK,SUITCASES,BAG,ETC	839	2 813	1 830
635 WOOD MANUFACTURES, NES	11 309	7 771	5 155	841 MENS,BOYS CLOTHING,X-KNIT	4 751	20 096	13 123
641 PAPER AND PAPERBOARD	131 192	47 463	30 840	842 WOMEN,GIRL CLOTHING,XKNIT	4 436	24 685	16 231
642 PAPER,PAPERBOARD,CUT ETC	19 899	8 049	5 267	843 MENS,BOYS CLOTHING,KNIT	1 143	3 765	2 469
651 TEXTILE YARN	53 151	39 058	25 405	844 WOMEN,GIRLS CLOTHING,KNIT	1 541	7 730	5 042
652 COTTON FABRICS, WOVEN	2 286	4 102	2 633	845 OTHR TEXTILE APPAREL,NES	4 091	19 124	12 489
653 FABRICS,MAN-MADE FIBRES	12 217	34 338	22 120	846 CLOTHING ACCESSRS,FABRIC	2 948	8 128	5 376
654 OTH TEXTILE FABRIC,WOVEN	3 932	10 300	6 788	848 CLOTHING,NONTXTL;HEADGEAR	1 317	15 498	10 077
655 KNIT,CROCHET,FABRIC NES	4 150	5 814	3 731	851 FOOTWEAR	43 054	105 547	69 006
656 TULLE,LACE,EMBROIDRY,ETC	260	918	600	871 OPTICAL INSTRUMENTS,NES	94	3 659	2 331
657 SPECIAL YARN,TXTL.FABRIC	40 473	51 299	33 001	872 MEDICAL INSTRUMENTS NES	3 582	40 095	26 404
658 TEXTILE ARTICLES NES	2 399	4 106	2 675	873 METERS,COUNTERS,NES	232	2 058	1 351
659 FLOOR COVERINGS, ETC.	11 838	10 196	6 622	874 MEASURE,CONTROL INSTRMNT	6 029	95 323	62 216
660 CPL IND PLANT CHAPTER 68	12 401	851	551	881 PHOTOGRAPH APPAR.ETC.NES	396	3 464	2 268
661 LIME,CEMENT,CONSTR.MATRL	20 577	1 264	823	882 PHOTO.CINEMATOGPRH.SUPPL	4 040	4 744	3 129
662 CLAY,REFRCT.CONSTR.MATRL	66 294	9 033	5 850	884 OPTICAL GOODS NES	99	3 544	2 324
663 MINERAL MANUFACTURES,NES	487 317	33 983	22 521	885 WATCHES AND CLOCKS	211	1 686	1 083
664 GLASS	6 509	5 446	3 586	891 ARMS AND AMMUNITION	794	5 958	3 867
665 GLASSWARE	1 961	2 175	1 414	892 PRINTED MATTER	86 858	58 687	38 703
666 POTTERY	1 121	1 766	1 157	893 ARTICLES,NES,OF PLASTICS	33 712	18 387	12 110
667 PEARLS,PRECIOUS STONES	.	.	.	894 BABY CARRIAGE,TOYS,GAMES	11 999	14 649	9 510
671 PIG IRON,SPIEGELEISN,ETC	1 290	386	260	895 OFFICE,STATIONERY SUPPLS	3 032	4 082	2 653
672 INGOTS ETC.IRON OR STEEL	616	61	40	896 WORKS OF ART,ANTIQUE ETC	34	744	494
673 FLAT-ROLLED IRON ETC.	4 765 798	332 853	216 966	897 GOLD,SILVERWARE,JEWL NES	641	5 650	3 658
674 FLAT-ROLLED PLATED IRON	97 901	8 643	5 769	898 MUSICAL INSTRUMENTS,ETC.	11 847	34 265	22 185
675 FLAT-ROLLED, ALLOY STEEL	5 607	2 691	1 788	899 MISC MANUFCTRD GOODS NES	1 788	5 744	3 741
676 IRON,STL.BAR,SHAPES ETC.	74 858	9 746	6 465	941 COMPL IND PLANT CHAPT 99	37 929	21 272	13 768
678 WIRE OF IRON OR STEEL	308	125	85				
679 TUBES,PIPES,ETC. IRON,STL	202 847	33 496	21 802	GEORGIA			
682 COPPER	1 725	1 096	744	IMPORTS	91 137	7 130	4 745
683 NICKEL	4	90	59				
684 ALUMINIUM	554	822	542				
685 LEAD	454	182	117	059 FRUIT, VEGETABLE JUICES	2 381	351	223
686 ZINC	128	63	40	121 TOBACCO, UNMANUFACTURED	95	64	42
689 MISC. NON-FERR. BASE METAL	797	155	104	288 NON-FERROUS WASTE, SCRAP	7 547	2 658	1 792
691 METALLIC STRUCTURES NES	31 417	17 588	11 654	292 CRUDE VEG. MATERIALS, NES	14	170	106
692 CONTAINERS,STORAGE,TRNSP	2 600	3 143	2 028	321 COAL,NOT AGGLOMERATED	24 868	317	196
693 WIRE PRODUCTS EXCL.ELECT	6 524	3 060	1 982	325 COKE,SEMI-COKE,RET.CARBON	29 444	375	232
694 NAILS,SCREWS,NUTS,ETC.	1 310	1 485	962	334 PETROLEUM PRODUCTS	18 652	568	367
695 TOOLS	4 097	21 220	13 894	592 STARCHES,INULIN,ETC.	200	102	68
696 CUTLERY	124	719	468	682 COPPER	5 714	2 014	1 387
697 HOUSEHOLD EQUIPMENT,NES	3 155	3 365	2 177	684 ALUMINIUM	760	173	115
699 MANUFACTS.BASE METAL,NES	29 926	14 186	9 287	689 MISC. NON-FERR. BASE METAL	.	.	.
700 CPL IND PLANT (84/85/87)	113 292	294 112	192 012				
711 STEAM GENER. BOILERS,ETC.	1 823	2 504	1 672	EXPORTS	4 761	9 872	6 610
712 STEAM TURBINES	2	220	147				
713 INTRNL COMBUS PSTN ENGIN	13 490	49 037	31 590	098 EDIBLE PROD.PREPRNTS,NES	242	271	183
714 ENGINES,MOTORS NON-ELECT	6	512	353	112 ALCOHOLIC BEVERAGES	532	102	70
716 ROTATING ELECTRIC PLANT	11 079	26 500	17 316	122 TOBACCO, MANUFACTURED	126	134	90
718 OTH.POWR.GENRTNG.MACHNRY	5 614	8 588	5 537	542 MEDICAMENTS	10	1 321	912
721 AGRIC. MACHINES,EX. TRACTR	108 173	121 784	78 596	582 PLASTIC PLATE,SHEETS,ETC	227	89	60
722 TRACTORS	1 311	2 798	1 792	664 GLASS	61	50	31
723 CIVIL ENGINEERING EQUIPT	23 742	54 198	35 972	713 INTRNL COMBUS PSTN ENGIN	175	1 416	953
724 TEXTILE,LEATHER MACHINES	26 137	106 055	68 041	726 PRINTNG,BOOKBINDNG MACHS	3	91	57
725 PAPER,PULP MILL MACHINES	1 199	3 362	2 205	727 FOOD-PROCESS.MCH.NON DOM	126	359	242
726 PRINTNG,BOOKBINDNG MACHS	5 865	48 617	32 211	728 OTH.MACH,PTS,SPCL INDUST	69	891	615
727 FOOD-PROCESS.MCH.NON DOM	15 471	48 405	31 601	744 MECHANICAL HANDLING EQUIP	178	300	207
728 OTH.MACH,PTS,SPCL INDUST	71 191	250 249	162 034	781 PASS.MOTOR VEHCLS.EX.BUS	378	847	547
731 METAL REMOVAL WORK TOOLS	21 227	133 782	87 005	821 FURNITURE,CUSHIONS,ETC.	143	166	110
733 MACH-TOOLS,METAL-WORKING	12 446	62 478	40 564	843 MENS,BOYS CLOTHING,KNIT	12	126	86
735 PARTS,NES,FOR MACH-TOOLS	2 712	25 328	16 586	844 WOMEN,GIRLS CLOTHING,KNIT	113	340	233
737 METALWORKING MACHNRY NES	12 076	21 723	14 160	848 CLOTHING,NONTXTL;HEADGEAR	65	467	313
741 HEATNG,COOLNG EQUIP,PART	30 434	97 073	63 380	851 FOOTWEAR	160	413	255
742 PUMPS FOR LIQUIDS,PARTS	6 755	31 794	20 745	891 ARMS AND AMMUNITION	3	48	30
743 PUMPS NES,CENTRIFUGS ETC	25 984	68 099	44 890				
744 MECHANICAL HANDLING EQUIP	24 056	41 920	27 175	ARMENIA			
745 OTH.NONELEC MCH,TOOL,NES	7 331	41 688	27 033	IMPORTS	2 054	1 019	685
746 BALL OR ROLLER BEARINGS	4 320	10 351	6 877				
747 TAPS,COCKS,VALVES,ETC.	7 399	27 247	17 865	059 FRUIT, VEGETABLE JUICES	696	125	84
748 TRANSMISSIONS SHAFTS ETC	4 723	16 772	11 032	288 NON-FERROUS WASTE, SCRAP	722	155	105
749 NON-ELECT MACH.PARTS,ETC	4 078	14 022	9 133	659 FLOOR COVERINGS, ETC.	92	558	379
751 OFFICE MACHINES	1 154	7 938	5 233				
752 AUTOMATC.DATA PROC.EQUIP	7 283	69 025	44 821	EXPORTS	5 657	6 575	4 288
759 PARTS,FOR OFFICE MACHINS	1 220	9 473	6 168				
761 TELEVISION RECEIVERS ETC	2 441	6 851	4 513	046 MEAL,FLOUR OF WHEAT,MSLN	700	44	30
762 RADIO-BROADCAST RECEIVER	1 260	3 505	2 267	112 ALCOHOLIC BEVERAGES	1 484	207	137
763 SOUND RECORDER,PHONOGRPH	248	3 796	2 502	122 TOBACCO, MANUFACTURED	78	156	108
764 TELECOMM.EQUIP.PARTS NES	8 908	30 723	19 781	575 OTH.PLASTIC,PRIMARY FORM	200	167	102
771 ELECT POWER MACHNY.PARTS	596	2 553	1 674	582 PLASTIC PLATE,SHEETS,ETC	249	514	347
772 ELECT SWITCH.RELAY.CIRCUIT	6 207	52 245	34 341	657 SPECIAL YARN,TXTL.FABRIC	39	174	117
773 ELECTR DISTRIBT.EQPT NES	41 567	30 028	19 424	695 TOOLS	8	72	49
774 ELECTRO-MEDCL,XRAY EQUIP	1 851	48 803	31 490	716 ROTATING ELECTRIC PLANT	76	95	64
775 DOM.ELEC,NON-ELEC.EQUIPT	22 304	39 759	25 953				



7 IMPORTS AND EXPORTS (SPECIAL TRADE) BY COUNTRIES OF PRODUCTION AND CONSUMPTION AND BY GROUPS OF THE SITC-REV. III 1992

GROUP DESCRIPTION	DT = 100 KG	1 000 DM	1 000 \$	GROUP DESCRIPTION	DT = 100 KG	1 000 DM	1 000 \$
726 PRINTNG,BOOKBINDNG MACHS	9	265	175	533 PIGMENTS, PAINTS, ETC.	123	145	100
727 FOOD-PROCESS.MCH.NON DOM	700	936	628	541 MEDICINES,ETC.EXC.GRP542	75	816	527
781 PASS.MOTOR VEHCLS.EX.BUS	76	118	78	542 MEDICAMENTS	597	5 007	3 362
AZERBAIJAN				554 SOAP,CLEANERS,POLISH,ETC	20 219	6 122	4 189
IMPORTS				573 POLYMERS,VINYL CHLORIDE	120	70	48
037 FISH ETC.PREPD,PRSDV.NES	159	48	32	574 POLYACETAL,POLYCARBONATE	205	83	52
059 FRUIT, VEGETABLE JUICES	500	168	107	575 OTH.PLASTIC,PRIMARY FORM	230	212	143
263 COTTON	4 714	975	629	591 INSECTICIDES, ETC.	4 724	13 073	8 531
288 NON-FERROUS WASTE,SCRAP	2 907	722	487	598 MISC.CHEMICAL PROOTS,NES	479	200	127
292 CRUDE VEG.MATERIALS, NES	366	53	34	600 CPL IND PLANT CHAP 69-76	862	725	487
334 PETROLEUM PRODUCTS	1 021	64	41	621 MATERIALS OF RUBBER	12	66	41
335 RESIDUAL PETROL.PRODUCTS	23 556	627	399	629 ARTICLES OF RUBBER, NES	146	427	283
522 INORGANIC CHEM.ELEMENTS	335	77	47	641 PAPER AND PAPERBOARD	268	123	85
659 FLOOR COVERINGS, ETC.	417	3 492	2 252	655 KNIT.CROCHET.FABRIC NES	83	170	115
682 COPPER	7 104	2 254	1 518	662 CLAY,REFRCT.CONSTR.MATRL	4 047	520	349
684 ALUMINIUM	921	148	93	663 MINERAL MANUFACTURES,NES	545	74	51
EXPORTS				679 TUBES,PIPES,ETC.IRON,STL	113	261	165
046 MEAL,FLOUR OF WHEAT,MSLN	7 500	273	181	689 MISC.NON-FERR.BASE METAL	94	594	398
098 EDIBLE PROD.PREPRNTS,NES	189	121	81	691 METALLIC STRUCTURES NES	265	299	204
554 SOAP,CLEANERS,POLISH,ETC	4 000	1 460	985	693 WIRE PRODUCTS EXCL.ELECT	458	211	138
575 OTH.PLASTIC,PRIMARY FORM	120	119	79	695 TOOLS	195	1 872	1 205
582 PLASTIC PLATE,SHEETS,ETC	231	95	60	699 MANUFACTS.BASE METAL,NES	4 842	2 840	1 938
597 PREPD ADDITIVES,LIQUIDS	3 976	1 951	1 321	700 CPL IND PLANT (84/85/87)	264	553	361
598 MISC.CHEMICAL PROOTS,NES	882	323	204	713 INTRNL COMBUS PSTN ENGIN	186	344	218
629 ARTICLES OF RUBBER, NES	18	72	48	716 ROTATING ELECTRIC PLANT	529	1 836	1 226
652 COTTON FABRICS, WOVEN	159	80	51	718 OTH.POWR.GENRTNG.MACHNRY	99	178	116
674 FLAT-ROLLED PLATED IRON	7 412	1 717	1 158	721 AGRIC.MACHINES,EX.TRACTR	19 679	22 262	15 296
679 TUBES,PIPES,ETC.IRON,STL	305	85	57	723 CIVIL ENGINEERING EQUIPT	2 639	5 931	3 920
682 COPPER	2 165	1 358	879	724 TEXTILE,LEATHER MACHINES	378	1 424	940
713 INTRNL COMBUS PSTN ENGIN	193	705	476	725 PAPER,PULP MILL MACHINES	190	964	651
723 CIVIL ENGINEERING EQUIPT	883	3 570	2 288	727 FOOD-PROCESS.MCH.NON DOM	1 101	2 610	1 690
724 TEXTILE,LEATHER MACHINES	3 116	6 245	4 051	728 OTH.MACH.PTS,SPCL INDUST	1 066	2 487	1 673
728 OTH.MACH.PTS,SPCL INDUST	2 509	5 401	3 605	731 METAL REMOVAL WORK TOOLS	231	479	305
742 PUMPS FOR LIQUIDS,PARTS	44	218	147	733 MACH-TOOLS,METAL-WORKING	396	1 094	735
743 PUMPS NES,CENTRIFUGS ETC	334	838	531	735 PARTS,NES,FOR MACH-TOOLS	4	50	32
745 OTH.NONELEC MCH,TOOL,NES	104	570	393	737 METALWORKING MACHNRY NES	11	85	58
748 TRANSMISSIONS SHAFTS ETC	138	305	206	741 HEATING,COOLING EQUIP, PART	519	2 876	1 846
749 NON-ELECT MACH.PARTS,ETC	34	152	102	742 PUMPS FOR LIQUIDS,PARTS	1 574	5 256	3 506
752 AUTOMATC.DATA PROC.EQUIP	41	162	107	743 PUMPS NES,CENTRIFUGS ETC	671	4 294	2 843
763 SOUND RECORDER,PHONOGRPH	7	227	148	744 MECHANICAL HANDLING EQUIP	256	2 379	241
778 ELECTRIC.MACH.APPART,NES	106	476	308	745 OTH.NONELEC MCH,TOOL,NES	2 690	2 280	1 503
781 PASS.MOTOR VEHCLS.EX.BUS	193	424	275	747 TAPS,COCKS,VALVES,ETC.	29	528	354
782 GOODS,SPCL TRANSPORT VEH	53	575	386	748 TRANSMISSIONS SHAFTS ETC	282	827	536
783 ROAD MOTOR VEHICLES NES	93	178	113	749 NON-ELECT MACH.PARTS,ETC	24	84	56
784 PARTS,TRACTORS,MOTOR VEH	5	46	31	751 OFFICE MACHINES	34	577	375
786 TRAILERS,SEMI-TRAILR,ETC	233	163	105	752 AUTOMATC.DATA PROC.EQUIP	164	1 211	803
821 FURNITURE,CUSHIONS,ETC.	67	117	80	759 PARTS,FOR OFFICE MACHINS	6	61	40
872 MEDICAL INSTRUMENTS NES	20	1 080	686	764 TELECOMM.EQUIP.PARTS NES	142	3 598	2 284
874 MEASURE,CONTROL INSTRMNT	19	378	244	771 ELECT POWER MACHNRY,PARTS	7	56	35
881 PHOTOGRAPH APPAR.ETC.NES	67	364	243	772 ELEC.SWITCH.RELAY.CIRCUT	4	127	86
882 PHOTO.CINEMATOGRPH.SUPPL	41	189	128	773 ELECTR DISTRIBT.EQPT NES	776	1 131	719
893 ARTICLES,NES,OF PLASTICS	2	59	37	775 DOM.ELEC,NON-ELEC.EQUIPT	13	84	55
KAZAKHSTAN				776 TRANSISTORS,VALVES,ETC.	1	54	37
IMPORTS				778 ELECTRIC.MACH.APPART,NES	84	457	292
034 FISH,FRESH,CHILLED,FROZN	834	923	614	781 PASS.MOTOR VEHCLS.EX.BUS	3 161	7 600	4 923
037 FISH ETC.PREPD,PRSDV.NES	20	743	475	782 GOODS,SPCL TRANSPORT VEH	2 107	1 511	953
045 OTHER CEREALS, UNMILLED	1 050	86	57	783 ROAD MOTOR VEHICLES NES	967	651	477
059 FRUIT, VEGETABLE JUICES	5 009	898	568	784 PARTS,TRACTORS,MOTOR VEH	133	575	377
211 HIDES,SKINS(EX.FURS),RAW	6 851	764	487	786 TRAILERS,SEMI-TRAILR,ETC	342	328	222
212 FURSKINS, RAW	21	61	39	791 RAILWAY VEHICLES.EQUIPNT	5 041	6 483	4 098
263 COTTON	451	88	60	812 PLUMBNG,SANITRY,EQPT.ETC	6	65	41
288 NON-FERROUS WASTE,SCRAP	16 950	4 504	2 936	813 LIGHTNG FIXTURES ETC.NES	32	81	55
291 CRUDE ANIMAL MATERLS,NES	711	872	592	821 FURNITURE,CUSHIONS,ETC.	388	913	592
321 COAL,NOT AGGLOMERATED	339 991	2 738	1 827	841 MENS,BOYS CLOTHING,X-KNIT	52	132	86
334 PETROLEUM PRODUCTS	74 993	2 026	1 399	842 WOMEN,GIRL CLOTHING,XKNIT	75	112	73
522 INORGANIC CHEM.ELEMENTS	42 368	9 129	5 855	845 OTHR.TEXTILE APPAREL,NES	27	95	61
523 METAL.SALTS,INORGAN.ACID	2 759	324	216	848 CLOTHING,NONTXTL;HEADGEAR	33	68	43
524 OTHER CHEMICAL COMPOUNDS	32 546	2 867	1 859	851 FOOTWEAR	283	530	348
562 FERTILIZER,EXCEPT GRP272	207 873	4 102	2 769	872 MEDICAL INSTRUMENTS NES	22	246	160
592 STARCHES,INULIN,ETC.	880	346	237	874 MEASURE,CONTROL INSTRMNT	129	3 143	2 031
629 ARTICLES OF RUBBER, NES	2 512	829	535	891 ARMS AND AMMUNITION	167	1 701	1 089
659 FLOOR COVERINGS, ETC.	29	185	118	892 PRINTED MATTER	333	273	182
671 PIG IRON, SPIEGELEISN,ETC	180 434	12 483	8 063	893 ARTICLES,NES,OF PLASTICS	50	144	93
682 COPPER	26 234	11 348	7 352	894 BABY CARRIAGE,TOYS,GAMES	6	52	32
684 ALUMINIUM	1 460	245	157	895 OFFICE,STATIONERY SUPPLS	9	56	36
686 ZINC	11 770	1 713	1 081	897 GOLD,SILVERWARE,JEWEL NES	52	52	33
689 MISC.NON-FERR.BASE METAL	.	.	51	898 MUSICAL INSTRUMENTS,ETC.	184	460	302
775 DOM.ELEC,NON-ELEC.EQUIPT	253	76	32	899 MISC MANUFCTRD GOODS NES	11	112	71
781 PASS.MOTOR VEHCLS.EX.BUS	131	46	78	TURKMENISTAN			
EXPORTS				IMPORTS			
011 BOVINE MEAT	374	81	50	075 SPICES	197	68	46
048 CEREAL PREPARATIONS	665	49	34	263 COTTON	6 706	948	633
071 COFFEE,COFFEE SUBSTITUTE	182	48	31	288 NON-FERROUS WASTE,SCRAP	268	71	49
073 CHOCOLATE,OTH.COCOA PREP	1 046	446	287	522 INORGANIC CHEM.ELEMENTS	1 362	314	217
112 ALCOHOLIC BEVERAGES	6 378	1 076	709	659 FLOOR COVERINGS, ETC.	259	2 795	1 856
512 ALCOHOL,PHENOL,ETC.DERIV	790	203	135	697 HOUSEHOLD EQUIPMENT,NES	57	71	49
514 NITROGEN-FUNCT.COMPOUNDS	4 751	552	350	EXPORTS			
515 ORGANO-INORGANIC COMPNDS	920	1 563	1 050	001 LIVE ANIMALS	1 033	860	543
531 SYNTH.COLOURS,LAKES,ETC.	63	162	111	011 BOVINE MEAT	150 694	24 453	15 917
				012 OTHER MEAT, MEAT OFFAL	420	69	45
				061 SUGARS,MOLASSES,HONEY	2 204	183	113
				081 ANIMAL FEED STUFF	630	67	43
				091 MARGARINE AND SHORTENING	909	141	92
				533 PIGMENTS, PAINTS, ETC.	2	56	39



## 7 IMPORTS AND EXPORTS (SPECIAL TRADE) BY COUNTRIES OF PRODUCTION AND CONSUMPTION AND BY GROUPS OF THE SITC-REV. III 1992

GROUP DESCRIPTION	DT = 100 KG	1 000 DM	1 000 \$	GROUP DESCRIPTION	DT = 100 KG	1 000 DM	1 000 \$
554 SOAP, CLEANERS, POLISH, ETC	576	142	90	716 ROTATING ELECTRIC PLANT	508	573	362
651 TEXTILE YARN	2 787	1 660	1 087	721 AGRIC. MACHINES, EX. TRACTR	127	492	335
652 COTTON FABRICS, WOVEN	2 199	88	57	724 TEXTILE, LEATHER MACHINES	23	217	142
673 FLAT-ROLLED IRON ETC.	2 100	79	50	728 OTH. MACH, PTS, SPCL INDUST	549	2 407	1 557
699 MANUFACT. BASE METAL, NES	25 368	5 140	3 472	748 TRANSMISSIONS SHAFTS ETC	10	46	30
724 TEXTILE, LEATHER MACHINES	273	2 946	1 987	752 AUTOMATC. DATA PROC. EQUIP	16	97	61
728 OTH. MACH, PTS, SPCL INDUST	158	290	184	764 TELECOMM. EQUIP. PARTS NES	11	44	30
764 TELECOMM. EQUIP. PARTS NES	5	54	37	821 FURNITURE, CUSHIONS, ETC.	96	146	94
771 ELECT. POWER MACHNY. PARTS	19	291	185	872 MEDICAL INSTRUMENTS NES			
781 PASS. MOTOR VEHCLS. EX. BUS	229	1 311	895				
842 WOMEN, GIRL CLOTHNG, XKNIT	8	82	55	KYRGHYZSTAN			
844 WOMEN, GIRLS CLOTHNG. KNIT	19	146	100	IMPORTS	4 749	607	391
845 OTHR. TEXTILE APPAREL, NES	45	162	106				
848 CLOTHNG, NONTEXTL; HEADGEAR	38	201	127	288 NON-FERROUS WASTE, SCRAP	3 077	329	214
898 MUSICAL INSTRUMENTS, ETC.	7	95	60	684 ALUMINIUM	1 165	140	88
				689 MISC. NON-FERR. BASE METAL	.	.	.
UZBEKISTAN				EXPORTS	4 591	5 390	3 591
IMPORTS	291 882	50 164	32 845				
263 COTTON	244 692	45 236	29 588	112 ALCOHOLIC BEVERAGES	1 317	253	160
288 NON-FERROUS WASTE, SCRAP	1 188	311	209	292 CRUDE VEG. MATERIALS, NES	6	499	344
335 RESIDUAL PETROL. PRODUCTS	37 590	1 597	1 082	625 RUBBER TYRES, TUBES, ETC.	506	70	43
652 COTTON FABRICS, WOVEN	762	316	213	679 TUBES, PIPES, ETC. IRON, STL	59	149	100
682 COPPER	2 770	994	614	728 OTH. MACH, PTS, SPCL INDUST	8	81	54
684 ALUMINIUM	2 982	513	354	741 HEATING, COOLING EQUIP, PART	439	2 431	1 632
686 ZINC	1 008	213	131	742 PUMPS FOR LIQUIDS, PARTS	18	143	96
723 CIVIL ENGINEERING EQUIPT	77	69	43	748 TRANSMISSIONS SHAFTS ETC	36	98	66
841 MEN, BOYS CLOTHNG, X-KNIT	570	779	523	772 ELEC. SWITCH, RELAY, CIRCUIT	4	76	51
EXPORTS	1 859 696	105 838	69 964	781 PASS. MOTOR VEHCLS. EX. BUS	28	55	35
001 LIVE ANIMALS	90	1 937	1 216	782 GOODS, SPCL TRANSPORT VEH	159	74	49
011 BOVINE MEAT	30 344	4 948	3 155	842 WOMEN, GIRL CLOTHNG, XKNIT	15	67	45
041 WHEAT, MESLIN, UNMILLED	1 723 696	32 842	22 360	845 OTHR. TEXTILE APPAREL, NES	39	95	66
061 SUGARS, MOLASSES, HONEY	11 320	481	323	851 FOOTWEAR	70	124	84
062 SUGAR CONFECTIONERY	183	159	104	892 PRINTED MATTER	95	48	30
515 ORGANO-INORGANIC COMPNDS	1 095	2 102	1 335	YUGOSLAVIA			
523 METAL. SALTS, INORGAN. ACID	3 922	1 991	1 316	IMPORTS	1 968 133	722 783	467 230
533 PIGMENTS, PAINTS, ETC.	199	137	94				
554 SOAP, CLEANERS, POLISH, ETC	150	58	40	011 BOVINE MEAT	168	89	55
574 POLYACETAL, POLYCARBONATE	172	64	44	012 OTHER MEAT, MEAT OFFAL	2 614	1 474	940
575 OTH. PLASTIC, PRIMARY FORM	1 203	1 141	768	017 MEAT, OFFL, PRPD, PRSVD, NES	2 549	852	529
582 PLASTIC PLATE, SHEETS, ETC	465	104	70	034 FISH, FRESH, CHILLED, FROZN	879	342	217
591 INSECTICIDES, ETC.	62	168	115	044 MAIZE UNMILLED	750	166	102
592 STARCHES, INULIN, ETC.	265	314	199	054 VEGETABLES	28 393	9 023	5 802
597 PREPRD ADDITIVES, LIQUIDS	31	95	65	056 VEGETABLES, PRPD, PRSVD, NES	14 102	4 052	2 640
598 MISC. CHEMICAL PRODS. NES	2 454	836	545	057 FRUIT, NUTS EXCL. OIL NUTS	2 449	473	302
600 CPL IND PLANT CHAP 69-76	193	2 761	1 748	058 FRUIT, PRESERVED, PREPARED	172 513	33 573	22 002
621 MATERIALS OF RUBBER	97	216	137	059 FRUIT, VEGETABLE JUICES	9 711	3 078	1 984
673 FLAT-ROLLED IRON ETC.	17 784	1 270	838	061 SUGARS, MOLASSES, HONEY	246	79	53
674 FLAT-ROLLED PLATED IRON	30 426	6 633	4 326	062 SUGAR CONFECTIONERY	578	171	110
679 TUBES, PIPES, ETC. IRON, STL	22 080	4 138	2 725	075 SPICES	8 307	3 308	2 143
700 CPL IND PLANT (84/85/87)	553	5 442	3 445	081 ANIMAL FEED STUFF	100 354	2 067	1 315
713 INTRNL COMBUS PSTN ENGIN	10	235	162	098 EDIBLE PROD. PREPRNS, NES	1 509	122	79
716 ROTATING ELECTRIC PLANT	28	99	62	112 ALCOHOLIC BEVERAGES	250 177	25 541	16 306
721 AGRIC. MACHINES, EX. TRACTR	579	602	381	121 TOBACCO, UNMANUFACTURED	6 919	4 678	3 099
724 TEXTILE, LEATHER MACHINES	2 005	7 584	5 176	122 TOBACCO, MANUFACTURED	50	223	142
725 PAPER, PULP MILL MACHINES	41	301	203	211 HIDES, SKINS (EX. FURS), RAW	557	119	77
726 PRINTNG, BOOKBINDNG MACHS	1 889	12 538	7 966	222 OILSEED (SFT. FIX VEG. OIL)	8 614	370	240
727 FOOD-PROCESS. MCH. NON DOM	96	1 005	694	223 OILSEED (OTH. FIX VEG. OIL)	1 000	223	138
728 OTH. MACH, PTS, SPCL INDUST	898	2 274	1 462	232 SYNTHETIC RUBBER, ETC.	429	84	52
731 METAL REMOVAL WORK TOOLS	46	168	106	248 WOOD, SIMPLY WORKED	3 562	558	355
741 HEATING, COOLING EQUIP, PART	155	1 990	1 356	251 PULP AND WASTE PAPER	.	.	.
742 PUMPS FOR LIQUIDS, PARTS	39	411	274	265 VEGETABLE TEXTILE FIBRES	142	89	55
743 PUMPS, NES, CENTRIFUGS ETC	157	771	503	266 SYNTHETIC FIBRES	14 422	2 610	1 710
744 MECHANICAL HANDLING EQUIP	222	990	661	267 OTHER MAN-MADE FIBRES	3 604	787	487
745 OTH. NONELEC MCH, TOOL, NES	282	3 433	2 318	273 STONE, SAND AND GRAVEL	7 463	467	302
747 TAPS, COCKS, VALVES, ETC.	2	56	35	282 FERROUS WASTE AND SCRAP	2 990	282	181
764 TELECOMM. EQUIP. PARTS NES	3	265	176	288 NON-FERROUS WASTE, SCRAP	3 449	629	405
772 ELEC. SWITCH, RELAY, CIRCUIT	10	237	149	289 PREC. METAL ORES, CONCTRIS	1	292	186
774 ELECTRO-MEDCL. XRAY EQUIP	19	793	547	291 CRUDE ANIMAL MATERIALS, NES	1 705	803	509
778 ELECTRIC. MACH. APPART. NES	4 675	1 432	942	292 CRUDE VEG. MATERIALS, NES	5 298	1 550	992
781 PASS. MOTOR VEHCLS. EX. BUS	335	1 549	1 021	335 RESIDUAL PETROL. PRODUCTS	1 163	66	41
791 RAILWAY VEHICLES, EQUIPNT	80	345	217	431 ANIMAL, VEG. FATS, OILS, NES	11 320	636	403
872 MEDICAL INSTRUMENTS NES	3	102	65	515 ORGANO-INORGANIC COMPNDS	1 601	797	510
874 MEASURE, CONTROL INSTRMNT	1	83	50	516 OTHER ORGANIC CHEMICALS	15	175	108
892 PRINTED MATTER		70	44	522 INORGANIC CHEM. ELEMENTS	4 317	1 149	739
				523 METAL. SALTS, INORGAN. ACID	4 560	229	143
TADJIKISTAN				524 OTHER CHEMICAL COMPOUNDS	2 615	663	432
IMPORTS	16 317	2 424	1 573	532 DYEING, TANNING MATERIALS	72	69	45
263 COTTON	4 393	273	174	541 MEDICINES, ETC. EXC. GRP542	345	742	472
522 INORGANIC CHEM. ELEMENTS	1 152	264	163	551 ESSNTL. OIL, PERFUME, FLAVR	197	74	45
684 ALUMINIUM	10 057	1 743	1 137	554 SOAP, CLEANERS, POLISH, ETC	626	100	64
EXPORTS	637 178	20 337	13 515	562 FERTILIZER, EXCEPT GRP272	201 632	4 662	2 925
041 WHEAT, MESLIN, UNMILLED	630 341	12 049	8 164	571 POLYMERS OF ETHYLENE	17 996	2 067	1 336
112 ALCOHOLIC BEVERAGES	645	116	74	573 POLYMERS, VINYL CHLORIDE	2 000	145	89
269 WORN CLOTHING, TEXTL. ARTL	150	178	113	574 POLYACETAL, POLYCARBONATE	884	134	84
542 MEDICAMENTS	5	239	165	575 OTH. PLASTIC, PRIMARY FORM	9 586	366	233
591 INSECTICIDES, ETC.	2 267	2 731	1 725	581 PLASTIC TUBE, PIPE, HOSE	342	158	99
625 RUBBER TYRES, TUBES, ETC.	823	117	75	582 PLASTIC PLATE, SHEETS, ETC	3 651	1 922	1 246
674 FLAT-ROLLED PLATED IRON	241	49	31	583 MONOFILAMENT OF PLASTICS	65	51	35
699 MANUFACT. BASE METAL, NES	693	151	93	593 EXPLOSIVES, PYROTECHNICS	618	124	84
700 CPL IND PLANT (84/85/87)	80	50	34	598 MISC. CHEMICAL PRODS. NES	31 316	2 816	1 756
713 INTRNL COMBUS PSTN ENGIN	29	172	119	611 LEATHER	481	1 205	773
				613 FURSKINS, TANNED, DRESSED	392	1 001	657
				621 MATERIALS OF RUBBER	2 642	1 294	823
				625 RUBBER TYRES, TUBES, ETC.	10 008	4 510	2 919
				629 ARTICLES OF RUBBER, NES	4 667	2 489	1 591



## 7 IMPORTS AND EXPORTS (SPECIAL TRADE) BY COUNTRIES OF PRODUCTION AND CONSUMPTION AND BY GROUPS OF THE SITC-REV. III 1992

GROUP DESCRIPTION	DT = 100 KG	1 000 DM	1 000 \$	GROUP DESCRIPTION	DT = 100 KG	1 000 DM	1 000 \$
634 VENEERS, PLYWOOD, ETC.	16 057	1 988	1 285	895 OFFICE, STATIONERY SUPPLS	972	628	389
635 WOOD MANUFACTURES, NES	4 325	2 203	1 406	896 WORKS OF ART, ANTIQUE ETC	2	272	176
641 PAPER AND PAPERBOARD	5 491	472	295	898 MUSICAL INSTRUMENTS, ETC.	64	295	183
642 PAPER, PAPERBOARD, CUT ETC	10 223	2 206	1 376	899 MISC MANUFACTRD GOODS NES	2 116	1 582	993
651 TEXTILE YARN	3 109	2 364	1 517	971 GOLD, NONMONTY EXCL ORES		70	47
652 COTTON FABRICS, WOVEN	475	704	455				
653 FABRICS, MAN-MADE FIBRES	1 091	1 632	1 061	EXPORTS	1 210 668	746 900	479 906
654 OTH. TEXTILE FABRIC, WOVEN	199	219	139	001 LIVE ANIMALS	1 155	784	504
655 KNIT, CROCHET, FABRIC NES	558	1 005	658	011 BOVINE MEAT	10 813	2 124	1 339
657 SPECIAL YARN, TXTL, FABRIC	993	690	438	012 OTHER MEAT, MEAT OFFAL	1 472	290	189
658 TEXTILE ARTICLES NES	9 347	11 016	7 107	016 MEAT, ED. OFFL, DRY, SLT, SMK	1 373	161	100
659 FLOOR COVERINGS, ETC.	77	66	41	017 MEAT, OFFL, PRPD, PRSVD, NES	1 173	493	309
661 LIME, CEMENT, CONSTR. MATRL	13 346	599	380	022 MILK AND CREAM	665	234	151
662 CLAY, REFRCT. CONSTR. MATRL	89 990	6 666	4 323	023 BUTTER, OTHER FAT OF MILK	2 906	200	126
663 MINERAL MANUFACTURES, NES	14 059	1 892	1 214	024 CHEESE AND CURD	2 906	748	466
664 GLASS	7 070	1 053	681	034 FISH, FRESH, CHILLED, FROZN	940	276	174
665 GLASSWARE	11 707	5 276	3 370	036 CRUSTACEANS, MOLLUSCS ETC	198	109	70
666 POTTERY	3 496	1 535	996	042 RICE	1 108	82	53
671 PIG IRON, SPIEGELEISN, ETC	13 629	3 889	2 456	043 BARLEY, UNMILLED	7 500	120	76
673 FLAT-ROLLED IRON ETC.	83 017	3 887	2 513	046 MEAL, FLOUR OF WHEAT, MSLN	87 354	6 526	4 242
674 FLAT-ROLLED PLATED IRON	27 108	1 838	1 270	048 CEREAL PREPARATIONS	516	135	86
676 IRON, STL, BAR, SHAPES ETC.	24 406	2 533	1 590	054 VEGETABLES	1 722	241	155
678 WIRE OF IRON OR STEEL	3 421	214	135	056 VEGETABLES, PRPD, PRSVD, NES	726	113	71
679 TUBES, PIPES, ETC. IRON, STL	124 256	9 220	5 944	057 FRUIT, NUTS EXCL. OIL NUTS	1 223	271	171
681 SILVER, PLATINUM, ETC.	33	616	387	058 FRUIT, PRESERVED, PREPARED	422	93	62
682 COPPER	18 341	7 013	4 519	061 SUGARS, MOLASSES, HONEY	28 199	1 369	900
684 ALUMINIUM	23 012	6 602	4 256	071 COFFEE, COFFEE SUBSTITUTE	68	80	54
686 ZINC	28 283	5 429	3 509	072 COCOA	148	83	57
689 MISC. NON-FERR. BASE METAL	9 190	2 966	1 871	073 CHOCOLATE, OTH. COCOA PREP	2 014	948	608
691 METALLIC STRUCTURES NES	1 066	286	177	075 SPICES	635	432	289
692 CONTAINERS, STORAGE, TRNSP	10 847	2 485	1 605	081 ANIMAL FEED STUFF	24 873	3 548	2 288
693 WIRE PRODUCTS EXCL. ELECT	206	195	121	091 MARGARINE AND SHORTENING	1 581	343	222
694 NAILS, SCREWS, NUTS, ETC.	7 495	1 233	787	098 EDIBLE PROD. PREPRTNS, NES	2 998	3 531	2 254
695 TOOLS	1 129	2 886	1 846	112 ALCOHOLIC BEVERAGES	3 369	478	307
697 HOUSEHOLD EQUIPMENT, NES	7 395	5 040	3 174	122 TOBACCO, MANUFACTURED	1 589	2 220	1 425
699 MANUFACT. BASE METAL, NES	9 261	3 528	2 241	211 HIDES, SKINS (EX. FURS), RAW	5 424	906	592
713 INTRNL COMBUS PSTN ENGIN	2 774	1 705	1 111	223 OILSEED (OTH. FIX. VEG. OIL)	410	121	77
714 ENGINES, MOTORS NON-ELECT	148	315	195	231 NATURAL RUBBER, ETC.	523	112	71
716 ROTATING ELECTRIC PLANT	1 435	2 163	1 347	232 SYNTHETIC RUBBER, ETC.	9 114	1 642	1 040
718 OTH. POWR. GENRTNG. MACHNRY	92	73	46	247 WOOD ROUGH, ROUGH SQUARED	5 026	62	38
721 AGRIC. MACHINES, EX. TRACTR	111	57	36	248 WOOD, SIMPLY WORKED	10 627	544	352
722 TRACTORS	180	78	48	251 PULP AND WASTE PAPER	57 052	1 096	702
723 CIVIL ENGINEERING EQUIPT	3 492	1 311	823	263 COTTON	56	57	37
724 TEXTILE, LEATHER MACHINES	148	303	189	266 SYNTHETIC FIBRES	4 497	1 699	1 085
726 PRINTNG, BOOKBINDNG MACHS	77	211	131	267 OTHER MAN-MADE FIBRES	6 205	3 104	2 003
728 OTH. MACH. PTS, SPCL INDUST	756	724	460	268 WOOL, OTHER ANIMAL HAIR	1 072	1 094	680
731 METAL REMOVAL WORK TOOLS	1 577	2 314	1 480	273 STONE, SAND AND GRAVEL	48 470	503	324
733 MACH-TOOLS, METAL-WORKING	500	337	219	278 OTHER CRUDE MINERALS	46 843	2 523	1 623
735 PARTS, NES, FOR MACH-TOOLS	730	1 009	637	282 FERROUS WASTE AND SCRAP	5 022	138	87
737 METALWORKING MACHNRY NES	453	646	419	285 ALUMINIUM ORE, CONCTR. ETC	8 852	842	545
741 HEATING, COOLNG EQUIP, PART	2 255	1 716	1 092	287 ORE, CONCENTR. BASE METALS	823	100	63
742 PUMPS FOR LIQUIDS, PARTS	414	482	310	291 CRUDE ANIMAL MATERIALS, NES	1 115	2 134	1 373
743 PUMPS NES, CENTRIFUGS ETC	1 554	1 536	962	292 CRUDE VEG. MATERIALS, NES	438	422	268
744 MECHANICAL HANDLING EQUIP	2 630	1 345	866	334 PETROLEUM PRODUCTS	7 858	2 186	1 438
745 OTH. NONELEC MCH, TOOL, NES	1 639	1 628	1 039	335 RESIDUAL PETROL. PRODUCTS	3 647	614	388
746 BALL OR ROLLER BEARINGS	332	512	316	342 LIQUEFIED PROPANE, BUTANE	12 470	345	213
747 TAPS, COCKS, VALVES, ETC.	6 121	4 957	3 153	421 FIXED VEG. FAT, OILS, SOFT	1 870	246	161
748 TRANSMISSIONS SHAFTS ETC	4 407	1 339	847	422 FIXED VEG. FAT, OILS, OTHER	2 257	239	154
749 NON-ELECT MACH. PARTS, ETC	222	215	146	431 ANIMAL, VEG. FATS, OILS, NES	4 732	874	558
751 OFFICE MACHINES	406	617	388	511 HYDROCARBONS, NES, DERIVTS	11 628	1 136	756
754 TELECOMM. EQUIP. PARTS NES	154	1 403	875	512 ALCOHOL, PHENOL, ETC. DERIV	4 331	1 096	689
771 ELEC. POWER MACHNRY, PARTS	465	1 575	992	513 CARBOXYLIC ACIDS, DERIVTS	10 531	3 114	2 023
772 ELEC. SWITCH, RELAY, CIRCUT	909	1 919	1 209	514 NITROGEN-FUNCT. COMPOUNDS	3 027	3 024	1 919
773 ELECT. DISTRIB. EQUIP NES	54 173	16 975	10 885	515 ORGANO-INORGANIC COMPNDS	3 893	12 699	8 144
774 ELECTRO-MEDCL, XRAY EQUIP	96	324	210	516 OTHER ORGANIC CHEMICALS	2 689	1 628	1 046
775 DOM. ELEC. NON-ELEC. EQUIPT	14 994	11 914	7 422	522 INORGANIC CHEM. ELEMENTS	7 392	2 018	1 286
776 TRANSISTORS, VALVES, ETC.	13	184	120	523 METAL, SALTS, INORGAN. ACID	30 797	3 503	2 219
778 ELECTRIC. MACH. APPART. NES	2 803	2 266	1 448	524 OTHER CHEMICAL COMPOUNDS	755	215	137
781 PASS. MOTOR VEHICLES, EX. BUS	1 607	1 430	908	525 RADIO-ACTIVE MATERIALS	2	65	43
783 ROAD MOTOR VEHICLES NES	357	677	426	531 SYNTH. COLOURS, LAKES, ETC.	3 317	8 342	5 491
784 PARTS, TRACTORS, MOTOR VEH	16 843	9 086	5 687	532 DYEING, TANNING MATERIALS	2 117	677	434
785 CYCLES, MOTORCYCLES ETC.	3 002	2 160	1 363	533 PIGMENTS, PAINTS, ETC.	20 371	11 557	7 459
786 TRAILERS, SEMI-TRAILR, ETC	1 843	775	484	541 MEDICINES, ETC. EXC. GRP542	631	12 856	8 376
791 RAILWAY VEHICLES, EQUIPNT	50	243	155	542 MEDICAMENTS	1 289	5 925	3 816
792 AIRCRAFT, ASSOCTD. EQUIPNT	62	336	219	551 ESSNTL. OIL, PERFUME, FLAVR	1 224	2 886	1 868
793 SHIP, BOAT, FLOAT. STRUCTRS	128 715	3 401	2 251	553 PERFUMERY, COSMETICS, ETC.	1 233	1 805	1 170
811 PREFABRICATED BUILDINGS	2 688	1 089	676	554 SOAP, CLEANERS, POLISH, ETC	14 086	5 275	3 421
812 PLUMBNG, SANITRY, EQPT, ETC	6 350	1 819	1 149	562 FERTILIZER, EXCEPT GRP572	20 301	391	250
813 LIGHTING FIXTURES ETC. NES	1 517	738	472	571 POLYMERS OF ETHYLENE	3 347	788	506
821 FURNITURE, CUSHIONS, ETC.	28 748	16 530	10 545	572 POLYMERS OF STYRENE	3 262	795	509
831 TRUNK, SUITCASES, BAG, ETC	1 677	2 085	1 335	573 POLYMERS, VINYL CHLORIDE	5 394	1 591	1 001
841 MENS, BOYS CLOTHING, X-KNIT	21 809	108 004	70 334	574 POLYACETAL, POLYCARBONATE	8 900	4 406	2 807
842 WOMEN, GIRL CLOTHING, XKNIT	20 238	137 784	89 898	575 OTH. PLASTIC, PRIMARY FORM	28 664	10 609	6 866
843 MENS, BOYS CLOTHING, KNIT	1 391	3 827	2 521	579 PLASTIC WASTE, SCRAP ETC	510	47	32
844 WOMEN, GIRLS CLOTHING, KNIT	2 087	10 733	7 013	581 PLASTIC TUBE, PIPE, HOSE	1 546	2 932	1 932
845 OTHR. TEXTILE APPAREL, NES	7 699	33 017	21 516	582 PLASTIC PLATE, SHEETS, ETC	6 669	5 042	3 237
846 CLOTHING ACCESSRS, FABRIC	1 912	6 913	4 480	583 MONOFILAMENT OF PLASTICS	478	414	263
848 CLOTHING, NONTXTL, HEADGEAR	4 535	12 529	8 154	591 INSECTICIDES, ETC.	1 287	1 276	826
851 FOOTWEAR	16 663	50	32 714	592 STARCHES, INULIN, ETC.	4 879	1 881	1 206
872 MEDICAL INSTRUMENTS NES	47	125	78	597 PREPRD ADDITIVES, LIQUIDS	8 734	3 467	2 221
873 METERS, COUNTERS, NES	8	51	32	598 MISC. CHEMICAL PRDCTS, NES	27 880	11 193	7 236
874 MEASURE, CONTROL INSTRMNT	968	2 447	1 519	611 LEATHER	1 753	8 983	5 755
881 PHOTOGRAPH APPAR. ETC. NES	136	594	385	612 MANUFACT. LEATHER ETC. NES	11	66	41
884 OPTICAL GOODS NES	58	385	243	613 FURSKINS, TANNED, DRESSED	72	577	368
885 WATCHES AND CLOCKS	154	345	219	621 MATERIALS OF RUBBER	4 692	2 170	1 405
891 ARMS AND AMMUNITION	28	344	214	625 RUBBER TYRES, TUBES, ETC.	3 606	1 491	949
892 PRINTED MATTER	4 801	5 575	3 540	629 ARTICLES OF RUBBER, NES	647	1 806	1 164
893 ARTICLES, NES, OF PLASTICS	2 262	1 199	761	634 VENEERS, PLYWOOD, ETC.	8 403	2 049	1 318
894 BABY CARRIAGE, TOYS, GAMES	186	233	143				



## 7 IMPORTS AND EXPORTS (SPECIAL TRADE) BY COUNTRIES OF PRODUCTION AND CONSUMPTION AND BY GROUPS OF THE SITC-REV. III 1992

GROUP DESCRIPTION	DT = 100 KG	1 000 DM	1 000 \$	GROUP DESCRIPTION	DT = 100 KG	1 000 DM	1 000 \$
635 WOOD MANUFACTURES, NES	3 283	663	440	851 FOOTWEAR	4 509	6 747	4 404
641 PAPER AND PAPERBOARD	47 423	11 414	7 401	871 OPTICAL INSTRUMENTS, NES	1	51	32
642 PAPER, PAPERBOARD, CUT ETC	26 596	8 893	5 762	872 MEDICAL INSTRUMENTS NES	383	4 293	2 748
651 TEXTILE YARN	7 567	16 458	10 520	873 METERS, COUNTERS, NES	218	1 388	889
652 COTTON FABRICS, WOVEN	11 721	38 595	25 235	874 MEASURE, CONTROL INSTRMNT	357	6 447	4 136
653 FABRICS, MAN-MADE FIBRES	22 036	67 928	43 766	881 PHOTOGRAPH APPAR. ETC. NES	34	517	330
654 OTH. TEXTILE FABRIC, WOVEN	8 346	39 350	25 241	882 PHOTO. CINEMATOGRPH. SUPPL	1 779	2 908	1 910
655 KNIT. CROCHET. FABRIC NES	2 600	8 493	5 402	884 OPTICAL GOODS NES	24	677	431
656 TULLE, LACE, EMBROIDRY. ETC	686	4 475	2 883	885 WATCHES AND CLOCKS	127	1 403	917
657 SPECIAL YARN, TXTL. FABRIC	8 072	17 405	11 124	892 PRINTED MATTER	1 949	2 255	1 449
658 TEXTILE ARTICLES NES	879	1 713	1 085	893 ARTICLES, NES, OF PLASTICS	5 021	5 813	3 744
659 FLOOR COVERINGS, ETC.	764	713	459	894 BABY CARRIAGE, TOYS, GAMES	397	705	465
662 CLAY, REFRCT. CONSTR. MATRL	13 507	2 744	1 790	895 OFFICE, STATIONERY SUPPLS	447	1 368	893
663 MINERAL MANUFACTURES, NES	9 090	3 174	2 048	896 WORKS OF ART, ANTIQUE ETC	12	225	143
664 GLASS	6 027	1 646	1 052	897 GOLD, SILVERWARE, JEWEL NES	18	341	211
665 GLASSWARE	13 554	1 183	755	898 MUSICAL INSTRUMENTS, ETC.	366	2 002	1 297
666 POTTERY	152	117	74	899 MISC MANUFCTRD GOODS NES	1 069	8 991	5 791
671 PIG IRON, SPIEGELEISN, ETC	5 851	1 103	718				
673 FLAT-ROLLED IRON ETC.	61 779	6 243	3 952	SLOVENIA			
674 FLAT-ROLLED PLATED IRON	16 671	2 434	1 542				
675 FLAT-ROLLED, ALLOY STEEL	9 100	2 576	1 644	IMPORTS	3 507 252	1 895 068	1 245 802
676 IRON, STL. BAR, SHAPES ETC.	11 527	1 728	1 124				
677 RAILWAY TRACK IRON, STEEL	626	100	61	001 LIVE ANIMALS	804	175	112
678 WIRE OF IRON OR STEEL	11 635	2 036	1 329	011 BOVINE MEAT	1 643	682	444
679 TUBES, PIPES, ETC. IRON, STL	22 623	5 237	3 361	012 OTHER MEAT, MEAT OFFAL	7 327	3 732	2 456
681 SILVER, PLATINUM, ETC.	4	166	105	016 MEAT, ED. OFFL, DRY, SLT, SMK	188	263	170
682 COPPER	4 355	3 101	2 004	017 MEAT, OFFL. PRPD, PRSVD, NES	7 255	1 930	1 281
683 NICKEL	163	1 333	840	034 FISH, FRESH, CHILLED, FROZN	97	67	42
684 ALUMINIUM	4 676	2 745	1 786	054 VEGETABLES	19 523	14 573	9 433
686 ZINC	250	102	63	056 VEGETABLES, PRPD, PRSVD, NES	6 680	1 299	849
687 TIN	200	270	175	057 FRUIT, NUTS EXCL. OIL NUTS	1 811	184	118
689 MISC. NON-FERR. BASE METAL	16	100	66	058 FRUIT, PRESERVED, PREPARED	6 702	2 072	1 359
691 METALLIC STRUCTURES NES	523	386	248	059 FRUIT, VEGETABLE JUICES	4 099	780	500
692 CONTAINERS, STORAGE, TRNSP	634	275	175	061 SUGARS, MOLASSES, HONEY	212	68	45
693 WIRE PRODUCTS EXCL. ELECT	923	373	242	062 SUGAR CONFECTIONERY	10 592	2 751	1 811
694 NAILS, SCREWS, NUTS, ETC.	740	749	477	073 CHOCOLATE, OTH. COCOA PREP	5 063	1 668	1 090
695 TOOLS	536	2 032	1 314	075 SPICES	522	184	123
696 CUTLERY	64	252	163	081 ANIMAL FEED STUFF	12 941	659	443
697 HOUSEHOLD EQUIPMENT, NES	2 705	1 849	1 189	098 EDIBLE PROD. PREPRTNS, NES	869	247	160
699 MANUFACT. BASE METAL, NES	5 005	5 332	3 413	111 NON-ALCOHOL. BEVERAGE, NES	11 556	808	532
712 STEAM TURBINES	320	522	328	112 ALCOHOLIC BEVERAGES	66 334	5 974	3 925
713 INTRNL COMBUS PSTN ENGIN	4 841	15 082	9 599	121 TOBACCO, UNMANUFACTURED	187	166	109
716 ROTATING ELECTRIC PLANT	264	932	637	222 OILSEED (SFT. FIX VEG. OIL)	416	102	68
718 OTH. POWR. GENRTNG. MACHNRY	41	293	185	232 SYNTHETIC RUBBER, ETC.	254	142	69
721 AGRIC. MACHINES, EX. TRACTR	899	791	516	248 WOOD, SIMPLY WORKED	17 557	3 102	2 052
722 TRACTORS	168	121	76	251 PULP AND WASTE PAPER	.	.	.
723 CIVIL ENGINEERING EQUIPT	2 008	2 796	1 789	266 SYNTHETIC FIBRES	564	98	66
724 TEXTILE, LEATHER MACHINES	2 597	11 762	7 575	268 WOOL, OTHER ANIMAL HAIR	2 060	665	437
725 PAPER, PULP MILL MACHINES	235	723	451	269 WORN CLOTHING, TXTL. ARTL	259	47	30
726 PRINTNG, BOOKBINDNG MACHS	706	3 006	1 930	273 STONE, SAND AND GRAVEL	2 365	164	108
727 FOOD-PROCESS. MCH. NON DOM	348	2 008	1 248	277 NATURAL ABRASIVES, NES	880	96	63
728 OTH. MACH. PTS, SPCL INDUSTR	3 255	6 182	3 965	278 OTHER CRUDE MINERALS	13 070	160	108
731 METAL REMOVAL WORK TOOLS	433	485	309	282 FERROUS WASTE AND SCRAP	14 707	1 765	1 117
733 MACH-TOOLS, METAL-WORKING	423	2 174	1 380	288 NON-FERROUS WASTE, SCRAP	10 133	1 100	725
735 PARTS, NES, FOR MACH-TOOLS	411	1 225	772	289 PREC. METAL ORES, CONCTRTS	12	6 077	4 040
737 METALWORKING MACHNRY NES	127	1 202	796	291 CRUDE ANIMAL MATERLS. NES	236	99	63
741 HEATING, COOLING EQUIP, PART	829	3 998	2 576	292 CRUDE VEG. MATERIALS, NES	3 965	2 742	1 811
742 PUMPS FOR LIQUIDS, PARTS	443	1 589	1 019	431 ANIMAL, VEG. FATS, OILS, NES	5 132	271	183
743 PUMPS NES, CENTRIFUGS ETC	807	3 163	2 009	513 CARBOXYLIC ACIDS, DERIVTS	884	112	78
744 MECHANICAL HANDLING EQUIP	1 049	1 994	1 296	514 NITROGEN-FUNCT. COMPOUNDS	41	280	186
745 OTH. NONELEC MCH, TOOL, NES	1 324	5 967	3 847	515 ORGANO-INORGANIC COMPNDS	2 747	2 348	1 534
746 BALL OR ROLLER BEARINGS	1 047	3 712	2 374	522 INORGANIC CHEM. ELEMENTS	68 501	17 317	11 401
747 TAPS, COCKS, VALVES, ETC.	597	2 766	1 781	523 METAL. SALTS, INORGAN. ACID	30 347	1 197	790
748 TRANSMISSIONS SHAFTS ETC	728	2 140	1 379	524 OTHER CHEMICAL COMPOUNDS	31 561	2 592	1 725
749 NON-ELECT MACH. PARTS, ETC	1 189	3 849	2 489	532 DYEING, TANNING MATERIALS	3 150	540	352
751 OFFICE MACHINES	143	790	524	533 PIGMENTS, PAINTS, ETC.	2 520	1 260	802
752 AUTOMATC. DATA PROC. EQUIP	220	2 481	1 585	541 MEDICINES, ETC. EXC. GRPS 42	398	1 245	821
759 PARTS, FOR OFFICE MACHNS	146	1 486	954	542 MEDICAMENTS	178	2 229	1 450
761 TELEVISION RECEIVERS ETC	524	1 697	1 100	551 ESSENTL. OIL, PERFUME, FLAVR	463	260	174
762 RADIO-BROADCAST RECEIVER	178	717	470	554 SOAP, CLEANERS, POLISH, ETC	21 503	2 728	1 798
763 SOUND RECORDER, PHONOGRPH	37	1 064	670	571 POLYMERS OF ETHYLENE	3 075	352	232
764 TELECOMM. EQUIP. PARTS NES	488	7 878	4 997	574 POLYACETAL, POLYCARBONATE	5 512	1 237	818
771 ELECT POWER MACHNRY PARTS	264	1 490	960	575 OTH. PLASTIC, PRIMARY FORM	88 122	2 777	1 844
772 ELEC. SWITCH. RELAY. CIRCUIT	1 389	9 402	5 979	581 PLASTIC TUBE, PIPE, HOSE	1 633	560	364
773 ELECTR DISTRIB. EQPT NES	4 151	3 415	2 181	582 PLASTIC PLATE, SHEETS, ETC	6 564	2 619	1 724
774 ELECTRO-MEDCL. XRAY EQUIP	74	3 104	1 955	591 INSECTICIDES, ETC.	231	456	290
775 DOM. ELEC. NON-ELEC. EQUIPT	1 545	4 411	2 875	592 STARCHES, INULIN, ETC.	179	101	65
776 TRANSISTORS, VALVES, ETC.	1 120	2 319	1 456	593 EXPLOSIVES, PYROTECHNICS	5 037	1 545	1 016
778 ELECTRIC. MACH. APPART. NES	8 493	8 867	5 707	598 MISC. CHEMICAL PRODTS. NES	14 918	2 813	1 841
781 PASS. MOTOR VEHCLS. EX. BUS	14 945	33 839	21 495	611 LEATHER	1 572	4 127	2 673
782 GOODS, SPCL TRANSPORT VEH	17 821	16 257	10 292	613 FURSKINS, TANNED, DRESSED	288	774	513
783 ROAD MOTOR VEHICLES NES	3 188	2 853	1 891	621 MATERIALS OF RUBBER	7 311	3 373	2 212
784 PARTS, TRACTORS, MOTOR VEH	21 317	26 929	17 207	625 RUBBER TYRES, TUBES, ETC.	53 663	37 120	24 345
785 CYCLES, MOTORCYCLES ETC.	2 240	2 388	1 491	629 ARTICLES OF RUBBER, NES	10 665	5 717	3 773
786 TRAILERS, SEMI-TRAILER, ETC	3 990	1 718	1 100	634 VENEERS, PLYWOOD, ETC.	77 779	10 254	6 718
791 RAILWAY VEHICLES, EQUIPNT	21 296	1 117	697	635 WOOD MANUFACTURES, NES	185 347	75 571	49 557
792 AIRCRAFT, ASSOCTD. EQUIPNT	10	166	105	641 PAPER AND PAPERBOARD	174 620	25 759	16 899
793 SHIP, BOAT, FLOAT, STRUCTRS	732	3 354	2 105	642 PAPER, PAPERBOARD, CUT ETC	147 199	31 887	20 897
812 PLUMBNG, SANITRY, EQPT. ETC	246	541	345	651 TEXTILE YARN	8 645	4 964	3 239
813 LIGHTNG FIXTURES ETC. NES	258	883	557	652 COTTON FABRICS, WOVEN	2 866	4 232	2 750
821 FURNITURE, CUSHIONS, ETC.	1 437	1 677	1 078	653 FABRICS, MAN-MADE FIBRES	2 210	3 942	2 554
831 TRUNK, SUITCASES, BAG, ETC	83	140	92	654 OTH. TEXTILE FABRIC, WOVEN	939	2 463	1 617
841 MENS, BOYS CLOTHNG, X-KNIT	541	2 251	1 479	655 KNIT. CROCHET. FABRIC NES	937	1 206	783
842 WOMEN, GIRL CLOTHNG, X-KNIT	396	1 912	1 215	656 TULLE, LACE, EMBROIDRY. ETC	209	387	249
843 MENS, BOYS CLOTHING, KNIT	25	107	66	657 SPECIAL YARN, TXTL. FABRIC	18 442	7 313	4 812
844 WOMEN, GIRLS CLOTHING, KNIT	343	1 487	922	658 TEXTILE ARTICLES NES	20 068	30 013	19 705
845 OTH. TEXTILE APPAREL, NES	566	3 110	1 934	659 FLOOR COVERINGS, ETC.	265	230	148
846 CLOTHING ACCESSRS, FABRIC	1 749	6 316	4 046	661 LIME, CEMENT, CONSTR. MATRL	31 330	2 727	1 823
848 CLOTHNG, NONTXTL; HEADGEAR	484	2 571	1 654	662 CLAY, REFRCT. CONSTR. MATRL	36 699	2 407	1 566



## 7 IMPORTS AND EXPORTS (SPECIAL TRADE) BY COUNTRIES OF PRODUCTION AND CONSUMPTION AND BY GROUPS OF THE SITC-REV. III 1992

GROUP DESCRIPTION	DT = 100 KG	1 000 DM	1 000 \$	GROUP DESCRIPTION	DT = 100 KG	1 000 DM	1 000 \$
663 MINERAL MANUFACTURES,NES	202 379	22 959	15 162	EXPORTS	2 417 623	1 378 144	903 780
664 GLASS	18 435	2 952	1 929				
665 GLASSWARE	12 269	3 895	2 573	001 LIVE ANIMALS	22	175	118
666 POTTERY	3 933	1 513	990	011 BOVINE MEAT	6 084	1 206	776
671 PIG IRON, SPIEGELEISN, ETC	36 667	4 334	2 853	012 OTHER MEAT, MEAT OFFAL	12 947	4 113	2 673
672 INGOTS ETC. IRON OR STEEL	91 020	5 247	3 450	016 MEAT, ED. OFFL, DRY, SLT, SMK	447	200	133
673 FLAT-ROLLED IRON ETC.	9 422	779	506	017 MEAT, OFFL, PRPD, PRSVD, NES	81	49	33
675 FLAT-ROLLED, ALLOY STEEL	17 559	2 511	1 681	022 MILK AND CREAM	1 215	343	220
676 IRON, STL, BAR, SHAPES ETC.	237 884	23 348	15 418	024 CHEESE AND CURD	1 956	831	545
678 WIRE OF IRON OR STEEL	6 402	757	501	034 FISH, FRESH, CHILLED, FROZN	290	65	45
679 TUBES, PIPES, ETC. IRON, STL	57 224	7 581	4 995	037 FISH ETC, PRPD, PRSVD, NES	606	248	162
682 COPPER	38 971	16 235	10 709	046 MEAL, FLOUR OF WHEAT, MSLN	6 243	221	144
683 NICKEL	298	423	266	048 CEREAL PREPARATIONS	1 415	523	341
684 ALUMINIUM	61 218	17 811	11 748	054 VEGETABLES	6 867	1 205	775
686 ZINC	38 427	12 875	8 430	056 VEGETABLES, PRPD, PRSVD, NES	1 174	109	74
691 METALLIC STRUCTURES NES	32 841	9 812	6 371	057 FRUIT, NUTS EXCL. OIL NUTS	816	247	158
692 CONTAINERS, STORAGE, TRNSP	6 741	2 368	1 567	058 FRUIT, PRESERVED, PREPARED	284	73	45
693 WIRE PRODUCTS EXCL. ELECT	3 046	2 502	1 671	061 SUGARS, MOLASSES, HONEY	104 422	5 265	3 503
694 NAILS, SCREWS, NUTS, ETC.	14 162	3 558	2 343	062 SUGAR CONFECTIONERY	328	213	138
695 TOOLS	10 371	9 453	6 217	071 COFFEE, COFFEE SUBSTITUTE	43	123	84
696 CUTLERY	420	382	248	072 COCOA	1 008	451	289
697 HOUSEHOLD EQUIPMENT, NES	41 041	25 488	16 752	073 CHOCOLATE, OTH. COCOA PREP	4 048	2 723	1 788
699 MANUFACT. BASE METAL, NES	57 518	36 551	24 050	081 ANIMAL FEED STUFF	10 251	2 086	1 382
711 STEAM GENER. BOILERS, ETC.	221	73	47	091 MARGARINE AND SHORTENING	8 497	1 496	982
712 STEAM TURBINES	1 276	2 253	1 474	098 EDIBLE PROD. PREPRTNS, NES	3 733	2 378	1 560
713 INTRNL COMBUS PSTN ENGIN	41 289	33 858	22 283	112 ALCOHOLIC BEVERAGES	1 476	789	519
716 ROTATING ELECTRIC PLANT	64 617	58 704	38 516	121 TOBACCO, UNMANUFACTURED	78	85	58
718 OTH. POWR. GENRTNG, MACHNRY	534	1 434	974	122 TOBACCO, MANUFACTURED	2 869	10 176	6 853
721 AGRIC. MACHINES, EX. TRACTR	2 420	763	495	211 HIDES, SKINS (EX. FURS), RAW	2 591	542	362
723 CIVIL ENGINEERING EQUIPT	53 210	19 659	12 918	212 FURSKINS, RAW	4	49	32
724 TEXTILE, LEATHER MACHINES	20 509	7 420	4 903	232 SYNTHETIC RUBBER, ETC.	40 194	5 834	3 821
725 PAPER, PULP MILL MACHINES	598	555	355	246 WOOD IN CHIPS, PARTICLES	4 440	73	49
726 PRINTNG, BOOKBINDNG MACHS	134	118	74	248 WOOD, SIMPLY WORKED	18 918	2 254	1 487
727 FOOD-PROCESS. MCH. NON DOM	4 524	1 624	1 061	251 PULP AND WASTE PAPER	223 088	11 862	7 813
728 OTH. MACH. PTS, SPCL INDUST	22 500	14 088	9 136	263 COTTON	1 867	466	306
731 METAL REMOVAL WORK TOOLS	872	1 497	1 011	265 VEGETABLE TEXTILE FIBRES	1 548	126	80
733 MACH-TOOLS, METAL-WORKING	912	1 859	1 217	266 SYNTHETIC FIBRES	10 831	3 713	2 454
735 PARTS, NES, FOR MACH-TOOLS	7 215	6 160	4 047	267 OTHER MAN-MADE FIBRES	6 529	2 942	1 928
737 METALWORKING MACHNRY NES	2 138	3 165	2 027	268 WOOL, OTHER ANIMAL HAIR	7 398	5 955	3 917
741 HEATNG, COOLNG EQUIP, PART	11 461	7 945	5 199	273 STONE, SAND AND GRAVEL	16 170	2 263	1 173
742 PUMPS FOR LIQUIDS, PARTS	2 684	2 590	1 698	274 SULPHUR, UNRSTD. IRON PYRS	81 006	922	616
743 PUMPS NES, CENTRIFUGS ETC	18 376	17 636	11 481	278 OTHER CRUDE MINERALS	45 302	1 358	890
744 MECHANICAL HANDLING EQUIP	16 791	7 298	4 752	282 FERROUS WASTE AND SCRAP	135 055	1 381	925
745 OTH. NONELEC MCH, TOOL, NES	3 768	4 771	3 137	285 ALUMINIUM ORE, CONCTR, ETC	2 381	342	226
746 BALL OR ROLLER BEARINGS	64	58	40	287 ORE, CONCENTR. BASE METALS	1 480	90	58
747 TAPS, COCKS, VALVES, ETC.	11 285	12 964	8 514	288 NON-FERROUS WASTE, SCRAP	9 403	1 819	1 209
748 TRANSMISSIONS SHAFTS ETC	5 232	2 675	1 758	291 CRUDE ANIMAL MATERLS, NES	1 841	2 220	1 452
749 NON-ELECT MACH. PARTS, ETC	891	1 510	1 003	292 CRUDE VEG. MATERIALS, NES	946	657	433
752 AUTOMATC. DATA PROC. EQUIP	15	213	142	322 BRIQUETTES, LIGNITE, PEAT	5 303	85	56
759 PARTS, FOR OFFICE MACHINS	163	3 278	2 194	334 PETROLEUM PRODUCTS	20 407	6 830	4 489
761 TELEVISION RECEIVERS ETC	3 605	6 219	4 059	335 RESIDUAL PETROL. PRODUCTS	226 650	5 275	3 466
764 TELECOMM. EQUIP. PARTS NES	2 382	3 542	2 312	342 LIQUEFIED PROPANE, BUTANE	64 001	1 762	1 172
771 ELECT POWER MACHNY. PARTS	15 136	9 579	6 282	411 ANIMAL OILS AND FATS	323	62	40
772 ELEC. SWITCH, RELAY, CIRCUIT	7 572	20 167	13 260	421 FIXED VEG. FAT, OILS, SOFT	3 055	365	233
773 ELECTR DISTRIB. EQPT NES	8 601	9 629	6 315	422 FIXED VEG. FAT, OILS, OTHER	283	52	34
774 ELECTRO-MEDCL, XRAY EQUIP	2	77	47	431 ANIMAL, VEG. FATS, OILS, NES	4 438	633	420
775 DOM. ELEC, NON-ELEC. EQUIPT	127 041	87 118	57 391	511 HYDROCARBONS, NES, DERIVTS	3 627	773	506
776 TRANSISTORS, VALVES, ETC.	339	3 738	2 436	512 ALCOHOL, PHENOL, ETC. DERIV	10 492	1 835	1 213
778 ELECTRIC. MACH. APPART. NES	18 443	33 380	21 944	513 CARBOXYLIC ACIDS, DERIVTS	8 718	2 040	1 327
781 PASS. MOTOR VEHCLS. EX. BUS	327	258	169	514 NITROGEN-FUNCT. COMPOUNDS	7 500	3 216	2 107
782 GOODS, SPCL TRANSPOR VEH	2 687	4 508	2 988	515 ORGANO-INORGANIC COMPNDS	872	1 361	909
783 ROAD MOTOR VEHICLES NES	2 170	4 334	2 863	516 OTHER ORGANIC CHEMICALS	4 797	1 694	1 122
784 PARTS, TRACTORS, MOTOR VEH	60 188	36 530	24 069	522 INORGANIC CHEM. ELEMENTS	25 720	4 086	2 682
785 CYCLES, MOTORCYCLES ETC.	10 442	11 059	7 247	523 METAL, SALTS, INORGAN. ACID	32 689	3 141	2 066
786 TRAILERS, SEMI-TRAILR, ETC	35 817	13 918	9 181	524 OTHER CHEMICAL COMPOUNDS	2 849	1 182	772
791 RAILWAY VEHICLES. EQUIPNT	449	323	209	525 RADIO-ACTIVE MATERIALS	3	128	84
792 AIRCRAFT, ASSCOT. EQUIPNT	223	2 172	1 420	531 SYNTH. COLOURS, LAKES, ETC.	3 038	8 448	5 570
793 SHIP, BOAT, FLOAT. STRUCTRS	344	744	487	532 DYEING, TANNING MATERIALS	2 625	798	536
811 PREFABRICATED BUILDINGS	86 952	26 552	17 399	533 PIGMENTS, PAINTS, ETC.	23 215	12 874	8 478
812 PLUMBNG, SANITRY, EQPT. ETC	4 064	2 208	1 463	541 MEDICINES, ETC. EXC. GRP542	967	5 325	3 529
813 LIGHTNG FIXTURES ETC. NES	19 250	10 582	6 919	542 MEDICAMENTS	1 137	11 667	7 554
821 FURNITURE, CUSHIONS, ETC.	184 535	113 575	74 384	551 ESSNTL. OIL, PERFUME, FLAVR	653	1 275	853
831 TRUNK, SUITCASES, BAG, ETC	537	1 732	1 141	553 PERFUMERY, COSMETICS, ETC.	1 418	2 765	1 794
841 MENS, BOYS CLOTHING, X-KNIT	15 690	124 163	81 980	554 SOAP, CLEANERS, POLISH, ETC	26 896	6 923	4 542
842 WOMEN, GIRL CLOTHING, XKNIT	21 267	204 460	134 667	562 FERTILIZER, EXCEPT GRP272	9 380	433	277
843 MENS, BOYS CLOTHING, KNIT	672	3 880	2 573	571 POLYMERS OF ETHYLENE	8 260	1 320	850
844 WOMEN, GIRLS CLOTHING, KNIT	5 070	30 406	20 126	572 POLYMERS OF STYRENE	7 078	2 469	1 615
845 OTHR. TEXTILE APPAREL, NES	10 274	70 723	46 497	573 POLYMERS, VINYL CHLORIDE	3 177	1 480	980
846 CLOTHING ACCESSRS, FABRIC	16 970	61 966	40 531	574 POLYACETAL, POLYCARBONATE	18 791	8 375	5 516
848 CLOTHING, NONXTXL; HEADGEAR	1 014	12 960	8 587	575 OTH. PLASTIC, PRIMARY FORM	54 995	20 603	13 557
851 FOOTWEAR	19 742	76 051	50 221	581 PLASTIC TUBE, PIPE, HOSE	733	1 779	1 158
871 OPTICAL INSTRUMENTS, NES	6	293	186	582 PLASTIC PLATE, SHEETS, ETC	11 616	8 451	5 567
872 MEDICAL INSTRUMENTS NES	93	472	308	583 MONOFILAMENT OF PLASTICS	916	640	411
873 METERS, COUNTERS, NES	6 629	23 637	15 500	591 INSECTICIDES, ETC.	1 904	1 514	993
874 MEASURE, CONTROL INSTRMNT	4 788	18 288	10 746	592 STARCHES, INULIN, ETC.	20 696	3 652	2 393
881 PHOTOGRAPH APPAR. ETC. NES	1 157	3 215	2 096	593 EXPLOSIVES, PYROTECHNICS	54	135	85
882 PHOTO. CINEMATOGPRH. SUPPL		307	200	597 PREPRD ADDITIVES, LIQUIDS	12 862	4 747	3 125
884 OPTICAL GOODS NES	261	3 429	2 267	598 MISC. CHEMICAL PRODTS, NES	41 641	17 769	11 703
885 WATCHES AND CLOCKS	120	189	123	611 LEATHER	3 639	17 396	11 385
891 ARMS AND AMMUNITION	7	114	75	612 MANUFACT. LEATHER ETC. NES	20	195	128
892 PRINTED MATTER	35 741	15 546	10 244	613 FURSKINS, TANNED, DRESSED	154	2 062	1 370
893 ARTICLES, NES, OF PLASTICS	25 744	15 086	9 884	621 MATERIALS OF RUBBER	872	1 051	692
894 BABY CARRIAGE, TOYS, GAMES	8 044	5 593	3 703	625 RUBBER TYRES, TUBES, ETC.	944	567	373
895 OFFICE, STATIONERY SUPPLS	8 091	4 640	3 036	629 ARTICLES OF RUBBER, NES	484	1 420	932
896 WORKS OF ART, ANTIQUE ETC	3	358	231	634 VENEERS, PLYWOOD, ETC.	18 587	5 509	3 651
897 GOLD, SILVERWARE, JEWEL NES		1 091	721	635 WOOD MANUFACTURES, NES	8 780	1 809	1 192
898 MUSICAL INSTRUMENTS, ETC.	66	559	364	641 PAPER AND PAPERBOARD	49 721	11 977	7 898
899 MISC MANUFACTRD GOODS NES	3 460	2 242	1 475	642 PAPER, PAPERBOARD, CUT ETC	23 141	9 253	6 077
971 GOLD, NONMONTY EXCL DRES		540	352	651 TEXTILE YARN	11 433	23 211	15 153



## 7 IMPORTS AND EXPORTS (SPECIAL TRADE) BY COUNTRIES OF PRODUCTION AND CONSUMPTION AND BY GROUPS OF THE SITC-REV. III 1992

GROUP DESCRIPTION	DT = 100 KG	1 000 DM	1 000 \$	GROUP DESCRIPTION	DT = 100 KG	1 000 DM	1 000 \$
652 COTTON FABRICS, WOVEN	9 755	34 600	22 605	846 CLOTHING ACCESSRS, FABRIC	14 153	43 264	28 271
653 FABRICS, MAN-MADE FIBRES	20 043	88 051	57 540	848 CLOTHNG, NONTXLT; HEADGEAR	774	2 566	1 687
654 OTH. TEXTILE FABRIC, WOVEN	12 902	72 473	47 547	851 FOOTWEAR	2 780	5 884	3 858
655 KNIT, CROCHET, FABRIC NES	12 358	41 652	27 185	871 OPTICAL INSTRUMENTS, NES	6	285	184
656 TULLE, LACE, EMBROIDRY, ETC	1 383	8 280	5 403	872 MEDICAL INSTRUMENTS NES	887	8 870	5 840
657 SPECIAL YARN, TXLT. FABRIC	20 703	29 023	19 025	873 METERS, COUNTERS, NES	353	3 297	2 181
658 TEXTILE ARTICLES NES	789	1 896	1 248	874 MEASURE, CONTROL INSTRMNT	932	13 960	9 183
659 FLOOR COVERINGS, ETC.	906	745	491	881 PHOTOGRAPH APPAR. ETC. NES	154	1 198	795
661 LIME, CEMENT, CONSTR. MATRL	1 122	158	103	882 PHOTO. CINEMATOGRPH. SUPPL	763	2 135	1 398
662 CLAY, REFRCT. CONSTR. MATRL	20 319	3 571	2 347	884 OPTICAL GOODS NES	28	771	503
663 MINERAL MANUFACTURES, NES	28 951	6 053	3 999	885 WATCHES AND CLOCKS	267	2 755	1 798
664 GLASS	9 081	3 777	2 485	892 PRINTED MATTER	3 504	5 118	3 357
665 GLASSWARE	6 534	1 875	1 230	893 ARTICLES, NES, OF PLASTICS	9 518	10 340	6 790
666 POTTERY	645	462	307	894 BABY CARRIAGE, TOYS, GAMES	841	2 090	1 367
671 PIG IRON, SPIEGELEISN, ETC	9 053	943	631	895 OFFICE, STATIONERY SUPPLS	914	2 775	1 817
672 INGOTS ETC. IRON OR STEEL	2 033	299	190	896 WORKS OF ART, ANTIQUE ETC	22	2 773	1 876
673 FLAT-ROLLED IRON ETC.	146 912	13 651	8 948	897 GOLD, SILVERWARE, JEWEL NES	20	943	613
674 FLAT-ROLLED PLATED IRON	53 341	6 869	4 562	898 MUSICAL INSTRUMENTS, ETC.	457	3 179	2 063
675 FLAT-ROLLED, ALLOY STEEL	34 002	12 252	8 070	899 MISC MANUFCTRD GOODS NES	2 184	14 397	9 405
676 IRON, STL. BAR, SHAPES ETC.	63 818	7 643	4 996	971 GOLD, NONMONTRY EXCL ORES	10	2 116	1 379
677 RAILWAY TRACK IRON, STEEL	40	63	42				
678 WIRE OF IRON OR STEEL	5 477	1 942	1 283	CROATIA			
679 TUBES, PIPES, ETC. IRON, STL	18 794	6 320	4 148	IMPORTS	2 269 265	801 089	528 402
681 SILVER, PLATINUM, ETC.	24	1 481	8 977				
682 COPPER	19 906	12 586	8 286	011 BOVINE MEAT	726	475	322
683 NICKEL	946	1 677	1 113	012 OTHER MEAT, MEAT OFFAL	3 599	1 994	1 347
684 ALUMINIUM	8 202	6 065	4 016	017 MEAT, OFFL. PRPD, PRSD, NES	11 759	4 076	2 673
686 ZINC	8 254	2 216	1 460	034 FISH, FRESH, CHILLED, FROZN	1 293	375	237
687 TIN	52	52	34	044 MAIZE UNMILLED	2 160	477	302
689 MISC. NON-FERR. BASE METAL	73	582	388	048 CEREAL PREPARATIONS	352	151	97
691 METALLIC STRUCTURES NES	9 336	4 976	3 244	054 VEGETABLES	4 874	630	417
692 CONTAINERS, STORAGE, TRNSP	3 044	1 604	1 058	056 VEGETABLES, PRPD, PRSD, NES	8 088	1 275	830
693 WIRE PRODUCTS EXCL. ELECT	1 790	876	573	058 FRUIT, PRESERVED, PREPARED	10 675	3 408	2 259
694 NAILS, SCREWS, NUTS, ETC.	2 407	1 889	1 227	059 FRUIT, VEGETABLE JUICES	4 659	1 765	1 166
695 TOOLS	2 177	5 278	3 466	098 EDIBLE PROD. PREPRTRS, NES	4 831	1 737	1 140
696 CUTLERY	328	1 236	814	112 ALCOHOLIC BEVERAGES	64 637	7 703	5 025
697 HOUSEHOLD EQUIPMENT, NES	1 178	2 529	1 629	211 HIDES, SKINS (EX. FURS), RAW	189	52	33
699 MANUFACT. BASE METAL, NES	20 086	17 334	11 388	247 222 OILSEED (SFT. FIX VEG. OIL)	3 725	473	307
700 CPL IND PLANT (84/85/87)	49	400	222	245 FUEL WOOD, WOOD CHARCOAL	11 696	640	409
711 STEAM GENER. BOILERS, ETC.	110	328	204	248 WOOD, SIMPLY WORKED	20 232	2 465	1 588
712 STEAM TURBINES	311	304	9 341	251 PULP AND WASTE PAPER	-	-	-
713 INTRNL COMBUS PSTN ENGIN	5 618	14 232	95	269 WORN CLOTHING, TEXTL. ARTL	3 020	329	219
714 ENGINES, MOTORS NON-ELECT	12	144	289	278 OTHER CRUDE MINERALS	42 106	692	399
716 ROTATING ELECTRIC PLANT	1 981	4 441	554	288 NON-FERROUS WASTE, SCRAP	5 632	9 192	5 996
718 OTH. POWR. GENRTNG. MACHNRY	1 412	1 463	554	289 PREC. METAL ORES, CONCTRTS	4 168	1 653	1 091
721 AGRIC. MACHINES, EX. TRACTR	646	828	1 130	291 CRUDE ANIMAL MATERLS. NES	2 870	712	469
722 TRACTORS	858	1 669	3 602	292 CRUDE VEG. MATERIALS, NES	2 904	97	63
723 CIVIL ENGINEERING EQUIPT	6 695	5 498	17 107	334 PETROLEUM PRODUCTS	5 662	374	247
724 TEXTILE, LEATHER MACHINES	5 613	26 163	1 808	335 RESIDUAL PETROL. PRODUCTS	8 965	424	283
725 PAPER, PULP MILL MACHINES	775	2 718	6 310	431 ANIMAL, VEG. FATS, OILS, NES	875	109	75
726 PRINTING, BOOKBINDING MACHS	3 794	9 798	2 079	514 NITROGEN-FUNCT. COMPOUNDS	35	166	108
727 FOOD-PROCESS. MCH. NON DOM	641	3 127	16 076	523 METAL. SALTS, INORGAN. ACID	220	52	34
728 OTH. MACH. PTS, SPCL INDUST	8 871	24 433	15 065	541 MEDICINES, ETC. EXC. GRP542	4 272	7 552	4 944
731 METAL REMOVAL WORK TOOLS	5 922	6 676	3 159	551 ESSNTL. OIL, PERFUME, FLAVR	27	119	78
733 MACH-TOOLS, METAL-WORKING	7 749	23 522	1 683	553 PERFUMERY, COSMETICS, ETC.	255	180	121
735 PARTS, NES, FOR MACH-TOOLS	3 598	4 791	11 953	554 SOAP, CLEANERS, POLISH, ETC	1 265	159	108
737 METALWORKING MACHNRY NES	768	2 626	11 562	562 FERTILIZER, EXCEPT GRP272	770 265	13 759	8 922
741 HEATING, COOLING EQUIP, PART	4 334	18 078	14 911	571 POLYMERS OF ETHYLENE	82 368	8 717	5 754
742 PUMPS FOR LIQUIDS, PARTS	805	3 319	8 211	572 POLYMERS OF STYRENE	33 743	5 975	3 531
743 PUMPS NES, CENTRIFUGS ETC	19 193	22 685	14 354	573 POLYMERS, VINYL CHLORIDE	9 520	897	593
744 MECHANICAL HANDLING EQUIP	4 196	12 403	2 573	574 POLYACETAL, POLYCARBONATE	4 956	1 049	688
745 OTH. NONELEC MCH, TOOL, NES	3 727	22 156	7 504	575 OTH. PLASTIC, PRIMARY FORM	1 578	578	373
746 BALL OR ROLLER BEARINGS	1 150	3 970	1 874	581 PLASTIC TUBE, PIPE, HOSE	308	248	164
747 TAPS, COCKS, VALVES, ETC.	2 531	11 541	4 876	582 PLASTIC PLATE, SHEETS, ETC	637	187	123
748 TRANSMISSIONS SHAFTS ETC	2 079	2 860	1 901	591 INSECTICIDES, ETC.	731	1 526	1 028
749 NON-ELECT MACH. PARTS, ETC	2 088	7 365	15 345	598 MISC. CHEMICAL PRODS. NES	6 351	533	367
751 OFFICE MACHINES	472	2 898	3 815	611 LEATHER	84	117	78
752 AUTOMATC. DATA PROC. EQUIP	1 330	23 838	1 968	621 MATERIALS OF RUBBER	653	239	157
759 PARTS, FOR OFFICE MACHINS	448	5 882	1 349	629 ARTICLES OF RUBBER, NES	10 607	4 323	2 851
761 TELEVISION RECEIVERS ETC	1 044	3 001	1 331	634 VENEERS, PLYWOOD, ETC.	11 471	2 264	1 485
762 RADIO-BROADCAST RECEIVER	392	2 069	14 276	635 WOOD MANUFACTURES, NES	28 212	7 555	4 940
763 SOUND RECORDER, PHONOGRPH	210	2 015	2 206	641 PAPER AND PAPERBOARD	57 015	2 323	1 541
764 TELECOMM. EQUIP. PARTS NES	1 413	21 537	14 840	642 PAPER, PAPERBOARD, CUT ETC	8 282	1 306	857
771 ELECT POWER MACHNRY. PARTS	1 367	3 366	6 289	651 TEXTILE YARN	3 070	4 975	3 296
772 ELEC. SWITCH, RELAY, CIRCUIT	3 767	22 637	1 032	652 COTTON FABRICS, WOVEN	1 251	1 445	948
773 ELECTR DISTRIB. EQPT NES	11 360	9 518	9 374	653 FABRICS, MAN-MADE FIBRES	662	1 125	748
774 ELECTRO-MEDCL. XRAY EQUIP	89	1 577	5 557	654 OTH. TEXTILE FABRIC, WOVEN	16	66	42
775 DOM. ELEC. NON-ELEC. EQUIPT	5 503	14 234	10 275	656 TULLE, LACE, EMBROIDRY, ETC	20	71	48
776 TRANSISTORS, VALVES, ETC.	4 876	8 481	41 208	657 SPECIAL YARN, TXLT. FABRIC	2 100	1 334	876
778 ELECTRIC MACH. APPART. NES	7 669	15 642	10 611	658 TEXTILE ARTICLES NES	4 922	6 940	4 514
781 PASS. MOTOR VEHCLS. EX. BUS	29 306	63 136	3 627	659 FLOOR COVERINGS, ETC.	400	791	524
782 GOODS, SPCL TRANSPORT VEH	19 917	16 115	15 885	661 LIME, CEMENT, CONSTR. MATRL	65 421	2 960	1 942
783 ROAD MOTOR VEHICLES NES	6 672	5 540	274	662 CLAY, REFRCT. CONSTR. MATRL	27 591	4 426	2 905
784 PARTS, TRACTORS, MOTOR VEH	12 228	24 216	4 133	663 MINERAL MANUFACTURES, NES	40 257	4 001	2 629
785 CYCLES, MOTORCYCLES ETC.	221	420	224	664 GLASS	338	104	68
786 TRAILERS, SEMI-TRAILR, ETC	10 215	6 271	271	665 GLASSWARE	170 390	5 574	3 640
791 RAILWAY VEHICLES. EQUIPNT	35	331	5 405	666 POTTERY	219	125	85
792 AIRCRAFT, ASSCOTD. EQUIPNT	25	415	61	674 FLAT-ROLLED PLATED IRON	884	66	42
793 SHIP, BOAT, FLOAT, STRUCTRS	2 037	8 231	1 066	676 IRON, STL. BAR, SHAPES ETC.	226	98	67
811 PREFABRICATED BUILDINGS	78	89	1 275	678 WIRE OF IRON OR STEEL	358	121	78
812 PLUMBING, SANITRY, EQPT. ETC	1 032	1 624	2 551	679 TUBES, PIPES, ETC. IRON, STL	236 014	21 092	13 942
813 LIGHTING FIXTURES ETC. NES	677	1 962	286	681 SILVER, PLATINUM, ETC.	4	138	93
821 FURNITURE, CUSHIONS, ETC.	4 293	3 919	1 526	682 COPPER	83	57	37
831 TRUNK, SUITCASES, BAG, ETC	147	441	2 133	684 ALUMINIUM	22 514	8 504	5 570
841 MENS, BOYS CLOTHING, X-KNIT	663	2 332	203	691 METALLIC STRUCTURES NES	35 001	12 898	8 660
842 WOMEN, GIRL CLOTHING, XKNIT	479	3 292	2 209	692 CONTAINERS, STORAGE, TRNSP	4 147	1 590	1 062
843 MENS, BOYS CLOTHING, KNIT	71	316	7 239	693 WIRE PRODUCTS EXCL. ELECT	1 060	395	266
844 WOMEN, GIRLS CLOTHING, KNIT	628	3 417					
845 OTHR. TEXTILE APPAREL, NES	2 414	11 100					



## 7 IMPORTS AND EXPORTS (SPECIAL TRADE) BY COUNTRIES OF PRODUCTION AND CONSUMPTION AND BY GROUPS OF THE SITC-REV. III 1992

GROUP DESCRIPTION	DT = 100 KG	1 000 DM	1 000 \$	GROUP DESCRIPTION	DT = 100 KG	1 000 DM	1 000 \$
694 NAILS,SCREWS,NUTS,ETC.	418	114	75	232 SYNTHETIC RUBBER, ETC.	6 092	1 958	1 285
695 TOOLS	1 190	1 941	884	248 WOOD, SIMPLY WORKED	9 448	862	564
697 HOUSEHOLD EQUIPMENT,NES	7 099	2 106	1 411	251 PULP AND WASTE PAPER	42 947	846	555
699 MANUFACTS.BASE METAL,NES	25 989	10 988	7 208	263 COTTON	1 132	291	191
711 STEAM GENER.BOILERS,ETC.	1 108	280	185	266 SYNTHETIC FIBRES	635	180	116
712 STEAM TURBINES	566	1 396	950	267 OTHER MAN-MADE FIBRES	4 414	2 696	1 798
713 INTRNL COMBUS PSTN ENGIN	3 713	6 231	4 007	268 WOOL, OTHER ANIMAL HAIR	2 565	3 064	2 032
714 ENGINES,MOTORS NON-ELECT	2 304	3 614	2 329	269 WORN CLOTHING,TEXTL,ARTL	560	104	70
716 ROTATING ELECTRIC PLANT	4 235	2 893	1 901	273 STONE, SAND AND GRAVEL	12 768	332	216
721 AGRIC.MACHINES,EX.TRACTR	107	208	135	278 OTHER CRUDE MINERALS	82 215	1 803	1 191
723 CIVIL ENGINEERING EQUIPT	18 889	8 733	5 779	282 FERROUS WASTE AND SCRAP	16 694	575	388
724 TEXTILE,LEATHER MACHINES	637	842	550	287 ORE,CONCENTR.BASE METALS	1 732	111	73
726 PRINTNG,BOOKBINDNG MACHS	169	576	379	288 NON-FERROUS WASTE,SCRAP	175	106	70
728 OTH.MACH,PTS,SPCL INDUST	4 058	999	648	291 CRUDE ANIMAL MATERLS,NES	4 344	5 960	3 928
731 METAL REMOVAL WORK TOOLS	1 552	4 183	2 853	292 CRUDE VEG.MATERIALS, NES	392	1 078	727
735 PARTS,NES,FOR MACH-TOOLS	2 013	2 035	1 334	325 COKE,SEMI-COKE,RET.CARBON	8 442	176	112
737 METALWORKING MACHNRY NES	296	310	210	334 PETROLEUM PRODUCTS	20 838	6 711	4 397
741 HEATING,COOLNG EQUIP,PART	918	539	358	335 RESIDUAL PETROL.PRODUCTS	481	112	78
742 PUMPS FOR LIQUIDS,PARTS	144	409	271	411 ANIMAL OILS AND FATS	314	130	89
743 PUMPS NES,CENTRIFUGS ETC	835	571	371	421 FIXED VEG.FAT,OILS, SOFT	9 976	1 170	784
744 MECHANICAL HANDLING EQUIP	1 579	990	660	422 FIXED VEG.FAT,OILS,OTHER	4 754	464	302
745 OTH.NONELEC MCH,TOOL,NES	1 871	1 076	710	431 ANIMAL,VEG.FATS,OILS,NES	9 374	1 371	901
747 TAPS,COCKS,VALVES,ETC.	2 902	1 728	1 126	511 HYDROCARBONS,NES,DERIVTS	5 810	667	436
748 TRANSMISSIONS SHAFTS ETC	628	440	289	512 ALCOHOL,PHENOL,ETC.DERIV	11 594	2 331	1 542
749 NON-ELECT MACH.PARTS,ETC	1 140	490	319	513 CARBOXYLIC ACIDS,DERIVTS	9 286	2 612	1 717
751 OFFICE MACHINES	128	209	140	514 NITROGEN-FUNCT.COMPOUNDS	4 076	1 972	1 297
763 SOUND RECORDER,PHONOGRPH	111	54	34	515 ORGANO-INORGANIC COMPNDS	8 328	4 512	2 965
764 TELECOMM.EQUIP,PARTS NES	60	93	63	516 OTHER ORGANIC CHEMICALS	2 000	1 525	995
771 ELECT POWER MACHNY.PARTS	5 473	7 271	4 747	522 INORGANIC CHEM.ELEMENTS	9 852	1 948	1 279
772 ELEC.SWITCH.RELAY,CIRCUIT	3 742	8 869	5 809	523 METAL.SALTS,INORGAN.ACID	14 001	2 014	1 329
773 ELECTR DISTRIBT.EQPT NES	8 894	4 802	3 143	524 OTHER CHEMICAL COMPOUNDS	26	374	236
774 ELECTRO-MEDCL,XRAY EQUIP	3	89	55	531 SYNTH.COLOURS,LAKES,ETC.	1 343	4 207	2 742
775 DOM.ELEC, NON-ELEC.EQUIPT	4 118	2 632	1 712	532 DYEING, TANNING MATERIALS	734	148	99
776 TRANSISTORS,VALVES,ETC.	134	413	277	533 PIGMENTS, PAINTS, ETC.	13 270	6 321	4 171
778 ELECTRIC.MACH,APPART,NES	478	702	458	541 MEDICINES,ETC.EXC.GRP542	629	5 174	3 421
781 PASS.MOTOR VEHCLS,EX.BUS	275	145	96	542 MEDICAMENTS	759	4 260	2 792
782 GOODS,SPCL TRANSPORT VEH	427	315	212	551 ESSNTL.OIL, PERFUME,FLAVR	282	1 300	863
783 ROAD MOTOR VEHICLES NES	47	98	68	553 PERFUMERY, COSMETICS,ETC.	821	1 425	954
784 PARTS,TRACTORS,MOTOR VEH	972	575	376	554 SOAP,CLEANERS,POLISH,ETC	12 186	3 915	2 578
785 CYCLES,MOTORCYCLES ETC.	122	97	68	562 FERTILIZER,EXCEPT GRP272	101 130	1 667	1 061
786 TRAILERS,SEMI-TRAILR,ETC	1 778	813	528	571 POLYMERS OF ETHYLENE	7 572	1 071	686
793 SHIP,BOAT,FLOAT,STRUCTRS	276	216	140	572 POLYMERS OF STYRENE	3 942	1 149	753
811 PREFABRICATED BUILDINGS	57 718	23 755	15 731	573 POLYMERS,VINYL CHLORIDE	3 322	1 017	672
812 PLUMBNG,SANITRY,EQPT,ETC	7 961	2 254	1 466	574 POLYACETAL,POLYCARBONATE	9 124	3 322	2 181
813 LIGHTNG FIXTURES ETC,NES	1 996	2 788	1 822	575 OTH.PLASTIC,PRIMARY FORM	30 179	9 408	6 167
821 FURNITURE,CUSHIONS,ETC.	78 365	38 341	25 061	581 PLASTIC TUBE,PIPE,HOSE	982	905	610
831 TRUNK,SUITCASES,BAG,ETC	1 045	1 091	726	582 PLASTIC PLATE,SHEETS,ETC	5 181	4 566	3 009
841 MENS,BOYS CLOTHING,X-KNIT	20 636	153 130	101 489	583 MONOFILAMENT OF PLASTICS	2 401	367	250
842 WOMEN,GIRL CLOTHING,XKNIT	18 124	146 226	96 690	591 INSECTICIDES, ETC.	2 243	1 356	890
843 MENS,BOYS CLOTHING,KNIT	2 124	6 985	4 616	592 STARCHES,INULIN,ETC.	3 837	2 578	1 707
844 WOMEN,GIRLS CLOTHING,KNIT	5 666	24 254	16 030	597 PREPRD ADDITIVES,LIQUIDS	10 261	2 666	1 755
845 OTHR.TEXTILE APPAREL,NES	8 272	37 233	24 470	598 MISC.CHEMICAL PRODTS,NES	22 366	16 574	10 801
846 CLOTHING ACCESSRS,FABRIC	1 230	3 669	2 423	611 LEATHER	5 246	24 865	16 318
848 CLOTHING,NONTXTL;HEADGEAR	394	6 299	4 184	612 MANUFACT. LEATHER ETC,NES	31	126	81
851 FOOTWEAR	13 982	59 613	39 397	613 FURSKINS,TANNED,DRESSED	259	2 504	1 665
872 MEDICAL INSTRUMENTS NES	14	87	57	621 MATERIALS OF RUBBER	4 920	2 037	1 340
873 METERS,COUNTERS,NES	3	138	91	625 RUBBER TYRES,TUBES,ETC.	2 102	1 410	940
874 MEASURE,CONTROL INSTRMNT	727	2 956	1 931	629 ARTICLES OF RUBBER, NES	613	1 461	975
882 PHOTO.CINEMATOGPH, SUPPL	161	585	377	634 VENEERS, PLYWOOD, ETC.	17 349	2 335	1 533
885 WATCHES AND CLOCKS	55	531	348	635 WOOD MANUFACTURES, NES	2 865	7 648	4 430
892 PRINTED MATTER	6 757	8 034	5 336	641 PAPER AND PAPERBOARD	29 388	7 917	5 242
893 ARTICLES,NES,OF PLASTICS	29 707	5 571	3 651	642 PAPER,PAPERBOARD,CUT ETC	9 477	3 018	1 975
894 BABY CARRIAGE, TOYS,GAMES	1 739	1 552	1 024	651 TEXTILE YARN	5 969	11 884	7 809
895 OFFICE,STATIONERY SUPPLS	950	1 308	863	652 COTTON FABRICS, WOVEN	6 772	21 782	14 307
896 WORKS OF ART,ANTIQUE ETC	1	199	136	653 FABRICS,MAN-MADE FIBRES	19 697	83 700	54 708
898 MUSICAL INSTRUMENTS,ETC.	67	274	179	654 OTH.TEXTILE FABRIC,WOVEN	11 579	60 889	39 939
899 MISC MANUFCTRD GOODS NES	7 314	5 868	3 849	655 KNIT,CROCHET.FABRIC NES	6 557	15 621	10 257
EXPORTS	2 313 244	955 738	627 203	656 TULLE,LACE,EMBROIDRY,ETC	543	3 811	2 494
001 LIVE ANIMALS	921	295	194	657 SPECIAL YARN,TXTL.FABRIC	5 045	20 578	13 520
011 BOVINE MEAT	14 731	3 100	2 000	658 TEXTILE ARTICLES NES	3 764	3 202	2 063
012 OTHER MEAT, MEAT OFFAL	3 828	1 020	653	659 FLOOR COVERINGS, ETC.	1 099	1 160	761
016 MEAT,ED.OFFL, DRY,SLT,SMK	1 413	459	292	662 CLAY,REFRCT.CONSTR.MATRL	20 525	2 692	1 772
017 MEAT,OFFL,PRPD,PRSD,NES	1 467	614	392	663 MINERAL MANUFACTURES,NES	2 553	1 481	988
022 MILK AND CREAM	7 998	3 190	2 079	664 GLASS	32 306	3 436	2 275
023 BUTTER,OTHER FAT OF MILK	211	54	34	665 GLASSWARE	13 627	1 414	934
024 CHEESE AND CURD	5 910	1 539	1 007	666 POTTERY	481	368	240
034 FISH,FRESH,CHILLED,FROZN	193	153	103	671 PIG IRON,SPIEGELEISN,ETC	3 667	500	327
037 FISH ETC.PRPD,PRSD,NES	229	86	57	673 FLAT-ROLLED IRON ETC.	176 515	14 281	9 367
042 RICE	1 722	182	124	674 FLAT-ROLLED PLATED IRON	17 708	2 056	1 359
046 MEAL,FLOUR OF WHEAT,MSLN	501 049	27 323	17 687	675 FLAT-ROLLED, ALLOY STEEL	13 153	4 256	2 809
048 CEREAL PREPARATIONS	4 041	882	582	676 IRON,STL,BAR,SHAPES ETC.	20 529	2 820	1 856
054 VEGETABLES	10 818	525	339	678 WIRE OF IRON OR STEEL	2 127	486	300
056 VEGETABLES,PRPD,PRSD,NES	2 074	449	296	679 TUBES,PIPES,ETC.IRON,STL	53 344	9 786	6 392
057 FRUIT,NUTS EXCL.OIL NUTS	1 279	278	183	681 SILVER,PLATINUM,ETC.	58	935	623
058 FRUIT,PRESERVED,PREPARED	704	160	105	682 COPPER	7 630	5 201	3 454
061 SUGARS,MOLASSES,HONEY	331 692	16 327	10 643	684 ALUMINIUM	2 583	1 454	966
062 SUGAR CONFECTIONERY	162	111	74	686 ZINC	987	297	194
073 CHOCOLATE,OTH.COCCA PREP	1 324	619	405	687 TIN	432	487	314
075 SPICES	306	82	54	691 METALLIC STRUCTURES NES	787	538	347
081 ANIMAL FEED STUFF	5 912	831	546	692 CONTAINERS,STORAGE,TRNSP	3 526	2 307	1 503
091 MARGARINE AND SHORTENING	5 193	1 075	703	693 WIRE PRODUCTS EXCL.ELECT	2 108	1 321	873
098 EDIBLE PROD.PREPRNTS,NES	4 716	3 085	2 032	694 NAILS,SCREWS,NUTS,ETC.	1 000	851	555
111 NON-ALCOHOL.BEVERAGE,NES	1 691	176	118	695 TOOLS	773	3 562	2 362
112 ALCOHOLIC BEVERAGES	5 579	843	555	696 CUTLERY	112	577	378
121 TOBACCO, UNMANUFACTURED	3 642	633	437	697 HOUSEHOLD EQUIPMENT,NES	597	1 032	682
122 TOBACCO, MANUFACTURED	221	681	465	699 MANUFACTS.BASE METAL,NES	7 567	6 402	4 222
231 NATURAL RUBBER, ETC.	1 199	225	148	711 STEAM GENER.BOILERS,ETC.	113	224	149
				712 STEAM TURBINES	229	1 446	996
				713 INTRNL COMBUS PSTN ENGIN	890	2 796	1 855



## 7 IMPORTS AND EXPORTS (SPECIAL TRADE) BY COUNTRIES OF PRODUCTION AND CONSUMPTION AND BY GROUPS OF THE SITC-REV. III 1992

GROUP DESCRIPTION	DT = 100 KG	1 000 DM	1 000 \$	GROUP DESCRIPTION	DT = 100 KG	1 000 DM	1 000 \$
714 ENGINES, MOTORS NON-ELECT	624	2 358	1 568	663 MINERAL MANUFACTURES, NES	80	343	226
716 ROTATING ELECTRIC PLANT	567	1 285	860	664 GLASS	39	62	39
718 OTH. POWR. GENRNG. MACHNRY	185	527	339	666 POTTERY	768	396	273
721 AGRIC. MACHINES, EX. TRACTR	4 055	7 643	5 007	679 TUBES, PIPES, ETC. IRON, STL	401	72	49
722 TRACTORS	5 338	7 168	4 866	682 CONTAINERS, STORAGE, TRNSP	137	48	33
723 CIVIL ENGINEERING EQUIPT	2 624	3 295	2 144	694 NAILS, SCREWS, NUTS, ETC.	1 323	291	193
724 TEXTILE, LEATHER MACHINES	2 137	11 077	7 289	695 TOOLS	525	3 163	2 094
725 PAPER, PULP MILL MACHINES	1 597	1 324	843	697 HOUSEHOLD EQUIPMENT, NES	19	58	40
726 PRINTNG, BOOKBINDNG MACHS	1 038	2 525	1 640	699 MANUFACTS. BASE METAL, NES	2 425	964	647
727 FOOD-PROCESS. MCH. NON DOM	206	1 008	648	713 INTRNL COMBUS PSTN ENGIN	33	71	48
728 OTH. MACH. PTS, SPCL INDUST	6 979	15 502	10 265	723 CIVIL ENGINEERING EQUIPT	702	280	192
731 METAL REMOVAL WORK TOOLS	3 004	2 515	1 628	726 PRINTNG, BOOKBINDNG MACHS	93	93	63
733 MACH-TOOLS, METAL-WORKING	1 357	984	645	731 METAL REMOVAL WORK TOOLS	336	194	131
735 PARTS, NES, FOR MACH-TOOLS	238	967	626	735 PARTS, NES, FOR MACH-TOOLS	41	154	105
737 METALWORKING MACHNRY NES	392	1 301	850	737 METALWORKING MACHNRY NES	85	132	85
741 HEATING, COOLNG EQUIP, PART	2 824	8 649	5 720	742 PUMPS FOR LIQUIDS, PARTS	45	66	42
742 PUMPS FOR LIQUIDS, PARTS	535	2 725	1 788	743 PUMPS NES, CENTRIFUGS ETC	1 916	1 511	1 012
743 PUMPS NES, CENTRIFUGS ETC	1 213	5 596	3 695	747 TAPS, COCKS, VALVES, ETC.	1 264	1 648	1 113
744 MECHANICAL HANDNG EQUIP	2 391	5 342	3 492	748 TRANSMISSIONS SHAFTS ETC	763	450	303
745 OTH. NONELEC MCH, TOOL, NES	2 551	13 118	8 598	751 OFFICE MACHINES	47	62	42
746 BALL OR ROLLER BEARINGS	1 677	4 654	3 097	773 ELECTR DISTRIB. EQPT NES	4 913	1 737	1 113
747 TAPS, COCKS, VALVES, ETC.	1 013	5 185	3 459	778 ELECTRIC MACH. APPART. NES	9 903	2 345	1 549
748 TRANSMISSIONS SHAFTS ETC	992	3 121	2 046	781 PASS. MOTOR VEHCLS. EX. BUS	182	87	59
749 NON-ELECT MACH. PARTS, ETC	1 017	3 715	2 462	784 PARTS, TRACTORS, MOTOR VEH	286	196	127
751 OFFICE MACHINES	270	2 047	1 369	792 AIRCRAFT, ASSOCTD. EQUIPNT	10	307	194
752 AUTOMAT. DATA PROC. EQUIP	1 022	13 364	8 806	812 PLUMBNG, SANITRY, EQPT. ETC	1 114	209	139
759 PARTS, FOR OFFICE MACHINS	345	2 616	1 727	821 FURNITURE, CUSHIONS, ETC.	4 997	1 710	1 136
761 TELEVISION RECEIVERS ETC	509	1 398	928	841 MENS, BOYS CLOTHING, X-KNIT	2 563	17 502	11 827
762 RADIO-BROADCAST RECEIVER	122	468	304	842 WOMEN, GIRL CLOTHING, XKNIT	3 202	19 272	13 062
763 SOUND RECORDER, PHONOGRPH	43	1 004	663	843 MENS, BOYS CLOTHING, KNIT	50	305	200
764 TELECOMM. EQUIP. PARTS NES	514	2 902	1 915	844 WOMEN, GIRLS CLOTHING, KNIT	469	2 078	1 410
771 ELECT POWR MACHNRY. PARTS	2 770	3 206	2 094	845 OTHR. TEXTILE APPAREL, NES	650	3 075	2 063
772 ELEC. SWITCH, RELAY, CIRCUIT	2 780	10 819	7 103	846 CLOTHING ACCESSRS, FABRIC	121	464	309
773 ELECTR DISTRIB. EQPT NES	8 531	2 637	1 752	848 CLOTHING, NONTXTL; HEADGEAR	96	689	454
774 ELECTRO-MEDCL. XRAY EQUIP	420	5 059	3 302	851 FOOTWEAR	352	1 889	1 270
775 DOM. ELEC. NON-ELEC. EQUIPT	2 657	4 885	3 261	891 ARMS AND AMMUNITION	23	103	65
776 TRANSISTORS, VALVES, ETC.	22	1 249	823	892 PRINTED MATTER	99	163	103
778 ELECTRIC MACH. APPART. NES	2 496	6 604	4 342	893 ARTICLES, NES, OF PLASTICS	538	247	166
781 PASS. MOTOR VEHCLS. EX. BUS	16 186	30 106	20 038	897 GOLD, SILVERWARE, JEWEL NES	2	178	118
782 GOODS, SPCL. TRANSPORT VEH	55 131	22 190	14 668	899 MISC MANUFCTRD GOODS NES	1 443	388	254
783 ROAD MOTOR VEHICLES NES	9 398	5 699	3 750				
784 PARTS, TRACTORS, MOTOR VEH	2 437	6 529	4 358	EXPORTS	201 385	61 898	41 518
785 CYCLES, MOTORCYCLES ETC.	56	107	74				
786 TRAILERS, SEMI-TRAILR, ETC	9 791	2 108	1 410	016 MEAT, ED. OFFL, DRY, SLT, SMK	621	313	202
791 RAILWAY VEHICLES, EQUIPNT	2 149	553	365	017 MEAT, OFFL. PRPD, PRSVD, NES	227	117	78
792 AIRCRAFT, ASSOCTD. EQUIPNT	310	20 308	12 546	024 CHEESE AND CURD	2 991	612	390
793 SHIP, BOAT, FLOAT, STRUCTRS	362	1 653	1 090	042 RICE	240	64	42
811 PREFABRICATED BUILDINGS	1 464	425	280	046 MEAL, FLOUR OF WHEAT, MSLN	125 681	4 310	2 881
812 PLUMBNG, SANITRY, EQPT. ETC	1 801	3 786	2 478	054 VEGETABLES	3 368	294	187
813 LIGHTNG FIXTURES ETC. NES	208	663	444	056 VEGETABLES, PRPD, PRSVD, NES	213	46	30
821 FURNITURE, CUSHIONS, ETC.	1 956	2 479	1 635	061 SUGARS, MOLASSES, HONEY	3 227	139	92
831 TRUNK, SUITCASES, BAG, ETC.	98	182	120	073 CHOCOLATE, OTH. COCOA PREP	312	103	69
841 MENS, BOYS CLOTHING, X-KNIT	1 818	12 150	8 004	098 EDIBLE PROD. PREPRTRS, NES	635	127	82
842 WOMEN, GIRL CLOTHING, XKNIT	709	3 762	2 494	222 OILSEED (SFT. FIX VEG. OIL)	600	67	46
843 MENS, BOYS CLOTHING, KNIT	641	1 708	1 119	291 CRUDE ANIMAL MATERLS. NES	291	195	126
844 WOMEN, GIRLS CLOTHING, KNIT	1 580	6 078	4 005	334 PETROLEUM PRODUCTS	1 431	184	124
845 OTHR. TEXTILE APPAREL, NES	2 240	8 808	5 765	421 FIXED VEG. FAT, OILS, SOFT	5 245	628	421
846 CLOTHING ACCESSRS, FABRIC	1 009	5 195	3 404	513 CARBOXYLIC ACIDS, DERIVTS	231	57	38
848 CLOTHING, NONTXTL; HEADGEAR	830	2 992	1 976	514 NITROGEN-FUNCT. COMPOUNDS	209	96	66
851 FOOTWEAR	3 805	7 594	4 952	515 ORGANO-INORGANIC COMPNDS	340	92	64
871 OPTICAL INSTRUMENTS, NES	15	118	78	533 PIGMENTS, PAINTS, ETC.	118	104	72
872 MEDICAL INSTRUMENTS NES	1 189	6 775	4 478	541 MEDICINES, ETC. EXC. GRP542	10	170	108
873 METERS, COUNTERS, NES	102	1 210	811	542 MEDICAMENTS	697	215	137
874 MEASURE, CONTROL INSTRMNT	1 019	8 461	5 605	551 ESSNTL. OIL, PERFUME, FLAVR	70	144	99
881 PHOTOGRAPH APPAR. ETC. NES	101	594	397	553 PERFUMERY, COSMETICS, ETC.	631	233	157
882 PHOTO. CINEMATOGRPH. SUPPL	509	1 249	833	554 SOAP, CLEANERS, POLISH, ETC	375	182	122
884 OPTICAL GOODS NES	3	300	198	573 POLYMERS, VINYL CHLORIDE	188	54	37
885 WATCHES AND CLOCKS	178	1 776	1 169	574 POLYACETAL, POLYCARBONATE	47	49	34
892 PRINTED MATTER	1 808	2 041	1 343	575 OTH. PLASTIC, PRIMARY FORM	431	312	214
893 ARTICLES, NES, OF PLASTICS	10 304	7 680	5 057	582 PLASTIC PLATE, SHEETS, ETC	136	227	157
894 BABY CARRIAGE, TOYS, GAMES	649	1 656	1 090	592 STARCHES, INULIN, ETC.	26	55	37
895 OFFICE, STATIONERY SUPPLS	194	668	445	597 PREPRD. ADDITIVES, LIQUIDS	283	55	38
897 GOLD, SILVERWARE, JEWEL NES	33	381	256	598 MISC. CHEMICAL PRODTS. NES	963	276	187
898 MUSICAL INSTRUMENTS, ETC.	374	2 276	1 502	611 LEATHER	118	497	335
899 MISC MANUFCTRD GOODS NES	1 554	11 533	7 522	613 FURSKINS, TANNED, DRESSED	17	72	47
971 GOLD, NONMONTY EXCL ORES	13	90	58	621 MATERIALS OF RUBBER	201	126	85
				625 RUBBER TYRES, TUBES, ETC.	334	237	164
				641 PAPER AND PAPERBOARD	1 744	745	496
				642 PAPER, PAPERBOARD, CUT ETC	683	157	105
				651 TEXTILE YARN	222	527	357
				652 COTTON FABRICS, WOVEN	1 468	1 502	986
				653 FABRICS, MAN-MADE FIBRES	1 677	6 163	4 150
				654 OTH. TEXTILE FABRIC, WOVEN	906	4 007	2 697
				655 KNIT, CROCHET, FABRIC NES	334	1 114	756
				656 TULLE, LACE, EMBROIDRY, ETC	26	302	199
				657 SPECIAL YARN, TXTL. FABRIC	337	1 409	948
				658 TEXTILE ARTICLES NES	7	62	41
				663 MINERAL MANUFACTURES, NES	401	93	61
				664 GLASS	169	180	120
				671 PIG IRON, SPIEGELEISN, ETC	458	131	88
				673 FLAT-ROLLED IRON ETC.	2 749	319	216
				674 FLAT-ROLLED PLATED IRON	496	187	126
				675 FLAT-ROLLED, ALLOY STEEL	313	154	105
				676 IRON, STL. BAR, SHAPES, ETC.	1 632	253	173
				678 WIRE OF IRON OR STEEL	689	152	100
				679 TUBES, PIPES, ETC. IRON, STL	242	107	72
				683 NICKEL	121	167	113
				684 ALUMINIUM	605	618	424
				694 NAILS, SCREWS, NUTS, ETC.	12	141	95
BOS HERZEGOV							
IMPORTS							
054 VEGETABLES	2 108	674	439				
056 VEGETABLES, PRPD, PRSVD, NES	2 361	247	165				
057 FRUIT, NUTS EXCL. OIL NUTS	416	49	33				
058 FRUIT, PRESERVED, PREPARED	52 544	12 207	8 125				
075 SPICES	790	255	164				
112 ALCOHOLIC BEVERAGES	3 824	764	507				
248 WOOD, SIMPLY WORKED	1 583	287	187				
282 FERROUS WASTE AND SCRAP	951	61	40				
431 ANIMAL, VEG. FATS, OILS, NES	918	54	34				
572 POLYMERS OF STYRENE	220	44	30				
582 PLASTIC PLATE, SHEETS, ETC	284	207	139				
593 EXPLOSIVES, PYROTECHNICS	1 084	290	194				
598 MISC. CHEMICAL PRODTS. NES	170 414	12 597	8 037				
625 RUBBER TYRES, TUBES, ETC.	70	54	36				
634 VENEERS, PLYWOOD, ETC.	8 880	1 693	1 138				
635 WOOD MANUFACTURES, NES	1 414	400	269				
641 PAPER AND PAPERBOARD	444	49	33				
658 TEXTILE ARTICLES NES	674	1 393	942				



## 7 IMPORTS AND EXPORTS (SPECIAL TRADE) BY COUNTRIES OF PRODUCTION AND CONSUMPTION AND BY GROUPS OF THE SITC-REV. III 1992

GROUP DESCRIPTION	DT = 100 KG	1 000 DM	1 000 \$	GROUP DESCRIPTION	DT = 100 KG	1 000 DM	1 000 \$
695 TOOLS	22	80	54	764 TELECOMM.EQUIP.PARTS NES	359	4 078	2 561
697 HOUSEHOLD EQUIPMENT,NES	87	45	31	771 ELECT POWER MACHNY.PARTS	6	274	174
699 MANUFACTS.BASE METAL,NES	590	1 221	792	772 ELEC. SWITCH. RELAY.CIRCUIT	467	1 364	900
712 STEAM TURBINES		53	33	776 TRANSISTORS, VALVES, ETC.	5	369	229
724 TEXTILE, LEATHER MACHINES	4	103	67	781 PASS.MOTOR VEHCLS.EX.BUS	59	171	107
728 OTH.MACH,PTS,SPCL INDUST	115	323	221	782 GOODS,SPCL TRANSPORT VEH	91	85	52
741 HEATING,COOLING EQUIP,PART	328	889	604	813 LIGHTING FIXTURES ETC.NES	430	1 624	1 045
742 PUMPS FOR LIQUIDS,PARTS	19	173	119	821 FURNITURE,CUSHIONS,ETC.	34	60	36
743 PUMPS NES,CENTRIFUGS ETC	109	124	86	831 TRUNK,SUITCASES,BAG,ETC	1 228	635	403
745 OTH.NONELEC MCH,TOOL,NES	36	674	459	841 MENS,BOYS CLOTHING,X-KNIT	10 404	48 471	31 092
747 TAPS,COCKS,VALVES,ETC.	191	1 575	1 082	842 WOMEN,GIRL CLOTHING,XKNIT	63 725	321 042	205 091
748 TRANSMISSIONS SHAFTS ETC	16	125	85	843 MENS,BOYS CLOTHING,KNIT	631	3 119	1 967
751 OFFICE MACHINES	9	234	149	844 WOMEN,GIRLS CLOTHING,KNIT	17 826	83 875	54 308
752 AUTOMATC.DATA PROC.EQUIP	188	2 885	1 988	845 OTHR.TEXTILE APPAREL,NES	12 584	51 183	32 920
772 ELEC. SWITCH. RELAY. CIRCUIT	39	928	632	846 CLOTHING ACCESSRS,FABRIC	12 135	23 764	15 178
774 ELECTRO-MEDCL.XRAY EQUIP	2	57	39	848 CLOTHING,NONTXTL;HEADGEAR	4 588	963	618
775 DOM.ELEC, NON-ELEC. EQUIPT	122	148	100	851 FOOTWEAR	4 129	4 078	2 566
778 ELECTRIC.MACH. APPART.NES	36	101	66	885 WATCHES AND CLOCKS	9	295	188
781 PASS.MOTOR VEHCLS.EX.BUS	5 276	9 604	6 425	891 ARMS AND AMMUNITION	270	204	140
782 GOODS,SPCL TRANSPORT VEH	5 694	2 441	1 512	892 PRINTED MATTER	473	219	137
783 ROAD MOTOR VEHICLES NES	1 179	358	238	893 ARTICLES,NES,OF PLASTICS	190	111	69
784 PARTS,TRACTORS,MOTOR VEH	115	328	218	894 BABY CARRIAGE, TOYS,GAMES	66	53	35
785 CYCLES,MOTORCYCLES ETC.	82	51	34	896 WORKS OF ART,ANTIQUE ETC	211	278	175
786 TRAILERS,SEMI-TRAILR,ETC	1 248	218	147	899 MISC MANUFACTRD GOODS NES	371	229	147
821 FURNITURE,CUSHIONS,ETC.	295	441	300				
845 OTHR.TEXTILE APPAREL,NES	20	57	40	EXPORTS	4 568 837	1 057 997	679 555
846 CLOTHING ACCESSRS,FABRIC	37	228	153	001 LIVE ANIMALS	39 164	10 865	6 858
848 CLOTHING,NONTXTL;HEADGEAR	18	80	54	011 BOVINE MEAT	351	82	50
851 FOOTWEAR	266	160	107	022 MILK AND CREAM	6 509	1 830	1 236
872 MEDICAL INSTRUMENTS NES	6	216	144	024 CHEESE AND CURD	1 673	516	335
892 PRINTED MATTER	51	233	160	037 FISH ETC.PRPD,PRSTD,NES	299	150	99
893 ARTICLES,NES,OF PLASTICS	198	187	125	041 WHEAT, MESLIN, UNMILLED	2 413 504	49 067	32 470
898 MUSICAL INSTRUMENTS,ETC.	2	113	78	043 BARLEY, UNMILLED	157 500	2 524	1 604
899 MISC MANUFACTRD GOODS NES	174	697	468	048 CEREAL PREPARATIONS	1 182	858	543
				054 VEGETABLES	100	144	88
MOROCCO				056 VEGETABLES,PRPD,PRSTD,NES	347	96	62
IMPORTS	4 818 432	913 471	582 411	057 FRUIT,NUTS EXCL.OIL NUTS	306	74	46
034 FISH,FRESH,CHILLED,FROZEN	1 535	2 112	1 349	061 SUGARS,MOLASSES,HONEY	7 255	355	230
036 CRUSTACEANS,MOLLUSCS ETC	1 535	853	540	073 CHOCOLATE,OTH.COCCA PREP	260	143	94
037 FISH ETC.PRPD,PRSTD,NES	63 932	43 288	27 925	081 ANIMAL FEED STUFF	245	89	57
054 VEGETABLES	342 585	44 071	27 432	112 ALCOHOLIC BEVERAGES	4 816	629	404
056 VEGETABLES,PRPD,PRSTD,NES	49 897	8 539	5 425	122 TOBACCO, MANUFACTURED	13 381	15 070	10 177
057 FRUIT,NUTS EXCL.OIL NUTS	891 645	84 921	52 931	232 SYNTHETIC RUBBER, ETC.	3 619	1 087	699
058 FRUIT,PRESERVED,PREPARED	9 363	1 755	1 135	248 WOOD, SIMPLY WORKED	1 825	141	91
059 FRUIT, VEGETABLE JUICES	22 442	3 336	2 146	263 COTTON	1 434	183	114
061 SUGARS,MOLASSES,HONEY	2 554	145	91	266 SYNTHETIC FIBRES	72 136	22 747	14 395
075 SPICES	9 824	2 549	1 619	267 OTHER MAN-MADE FIBRES	7 502	3 052	1 958
081 ANIMAL FEED STUFF	25 857	1 779	1 095	268 WOOL, OTHER ANIMAL HAIR	3 748	577	382
098 EDIBLE PROD.PREPRTNS,NES	631	2 237	1 423	269 WORN CLOTHING,TEXTL.ARTL	3 134	758	484
111 NON-ALCOHOL.BEVERAGE,NES	2 357	102	62	272 FERTILIZERS, CRUDE	2 300	156	103
121 TOBACCO, UNMANUFACTURED	1 887	569	381	274 SULPHUR,UNRSTD,IRON PYRS	655	63	40
251 PULP AND WASTE PAPER	20 689	1 648	1 024	278 OTHER CRUDE MINERALS	27 194	922	588
263 COTTON	655	137	83	291 CRUDE ANIMAL MATERIALS,NES	72	64	41
268 WOOL, OTHER ANIMAL HAIR	260	88	54	292 CRUDE VEG.MATERIALS, NES	3 501	4 099	2 783
272 FERTILIZERS, CRUDE	1 268 699	10 708	6 804	322 BRIQUETTES,LIGNITE,PEAT	130 100	2 807	1 775
273 STONE, SAND AND GRAVEL	11 239	130	89	334 PETROLEUM PRODUCTS	1 758	474	305
278 OTHER CRUDE MINERALS	103 806	1 801	1 162	335 RESIDUAL PETROL.PRODUCTS	7 948	731	496
283 COPPER ORES,CONCENTRATES	107 546	12 409	8 029	421 FIXED VEG.FAT,OILS, SOFT	111 000	7 288	4 456
287 ORE,CONCENTR.BASE METALS	78 015	3 966	2 562	422 FIXED VEG.FAT,OILS,OTHER	1 557	167	108
288 NON-FERROUS WASTE,SCRAP	14 650	3 984	2 838	431 ANIMAL,VEG.FATS,OILS,NES	4 034	784	493
291 CRUDE ANIMAL MATERIALS,NES	35	145	92	511 HYDROCARBONS,NES,DERIVTS	7 744	1 422	909
292 CRUDE VEG.MATERIALS, NES	13 485	11 152	7 093	512 ALCOHOL,PHENOL,ETC.DERIV	6 333	1 312	842
334 PETROLEUM PRODUCTS	492 757	14 668	9 356	513 CARBOXYLIC ACIDS,DERIVTS	24 142	3 690	2 351
411 ANIMAL OILS AND FATS	4 911	284	171	514 NITROGEN-FUNCT.COMPOUNDS	8 739	3 032	1 950
421 FIXED VEG.FAT,OILS, SOFT	400	135	85	515 ORGANO-INORGANIC COMPNDS	897	3 532	2 297
431 ANIMAL,VEG.FATS,OILS,NES	334	177	112	516 OTHER ORGANIC CHEMICALS	1 343	755	474
522 INORGANIC CHEM.ELEMENTS	6 113	151	95	522 INORGANIC CHEM.ELEMENTS	12 867	2 705	1 735
532 DYEING,TANNING MATERIALS	11	119	72	523 METAL.SALTS,INORGAN.ACID	18 962	2 100	1 333
551 ESSNTL.OIL,PERFUME,FLAVR	130	496	320	524 OTHER CHEMICAL COMPOUNDS	3 691	421	275
562 FERTILIZER,EXCEPT GRP272	1 045 957	31 603	19 977	525 RADIO-ACTIVE MATERIALS	180	303	201
611 LEATHER	51	277	174	531 SYNTH.COLOURS,LAKES,ETC.	5 272	10 051	6 423
612 MANUFACT. LEATHER ETC.NES	63	314	200	532 DYEING,TANNING MATERIALS	13 203	2 664	1 702
625 RUBBER TYRES,TUBES,ETC.	105	47	30	533 PIGMENTS, PAINTS, ETC.	25 621	7 234	4 657
633 CORK MANUFACTURES	5 289	1 183	763	541 MEDICINES,ETC.EXC.GRP542	439	2 044	1 313
634 VENEERS, PLYWOOD, ETC.	4 936	1 093	707	542 MEDICAMENTS	1 002	3 255	2 090
635 WOOD MANUFACTURES, NES	784	357	225	551 ESSNTL.OIL,PERFUME,FLAVR	2 222	3 724	2 382
651 TEXTILE YARN	2 247	1 834	1 147	553 PERFUMERY,COSMETICS,ETC.	287	200	129
652 COTTON FABRICS, WOVEN	173	533	339	562 FERTILIZER,EXCEPT GRP272	15 597	4 535	2 932
653 FABRICS,MAN-MADE FIBRES	105	304	201	571 POLYMERS OF ETHYLENE	158 741	3 576	2 339
654 OTH.TEXTILE FABRIC,WOVEN	22	199	138	572 POLYMERS OF STYRENE	13 916	2 652	1 681
655 KNIT,CROCHET,FABRIC NES	13	61	37	573 POLYMERS,VINYL CHLORIDE	13 916	2 665	1 692
656 TULLE,LACE,EMBROIDRY,ETC	165	279	182	574 POLYACETAL,POLYCARBONATE	21 737	883	565
657 SPECIAL YARN,TXTL.FABRIC	2 079	377	239	575 OTH.PLASTIC,PRIMARY FORM	28 237	6 355	4 092
658 TEXTILE ARTICLES NES	1 255	1 129	723	581 PLASTIC TUBE,PIPE,HOSE	39	11 091	7 114
659 FLOOR COVERINGS, ETC.	43 343	58 137	36 880	582 PLASTIC PLATE,SHEETS,ETC	3 808	84	51
661 LIME,CEMENT,CONSTR.MATRL	28 515	455	296	591 INSECTICIDES, ETC.	9 500	2 873	1 839
662 CLAY,REFRCT.CONSTR.MATRL	916	105	71	592 STARCHES,INULIN,ETC.	2 910	9 355	5 987
663 MINERAL MANUFACTURES,NES	351	213	133	593 EXPLOSIVES, PYROTECHNICS	8	1 175	754
686 ZINC	503	111	68	597 PREPRD ADDITIVES,LIQUIDS	7 773	73	50
697 HOUSEHOLD EQUIPMENT,NES	117	130	83	598 MISC.CHEMICAL PRODTS,NES	35 578	2 504	1 613
699 MANUFACTS.BASE METAL,NES	185	122	77	612 MANUFACT.LEATHER ETC.NES	6	10 538	6 741
714 ENGINES,MOTORS NON-ELECT	4	484	306	621 MATERIALS OF RUBBER	3 260	123	80
724 TEXTILE,LEATHER MACHINES	68	73	44	625 RUBBER TYRES,TUBES,ETC.	738	1 634	1 061
726 PRINTING,BOOKBINDING MACHS	25	100	65	629 ARTICLES OF RUBBER, NES	1 723	614	399
742 PUMPS FOR LIQUIDS,PARTS	25	94	57	635 WOOD MANUFACTURES, NES	675	2 102	1 360
752 AUTOMATC.DATA PROC.EQUIP	5	299	191	641 PAPER AND PAPERBOARD	23 915	319	208
759 PARTS,FOR OFFICE MACHINS	3	218	138	642 PAPER,PAPERBOARD,CUT ETC	14 611	4 527	2 899
						4 034	2 579



## 7 IMPORTS AND EXPORTS (SPECIAL TRADE) BY COUNTRIES OF PRODUCTION AND CONSUMPTION AND BY GROUPS OF THE SITC-REV. III 1992

GROUP DESCRIPTION	DT = 100 KG	1 000 DM	1 000 \$	GROUP DESCRIPTION	DT = 100 KG	1 000 DM	1 000 \$
651 TEXTILE YARN	81 568	42 717	27 278	851 FOOTWEAR	64	246	162
652 COTTON FABRICS, WOVEN	17 484	32 563	20 790	871 OPTICAL INSTRUMENTS, NES	8	336	219
653 FABRICS, MAN-MADE FIBRES	52 783	163 344	104 673	872 MEDICAL INSTRUMENTS, NES	281	4 180	2 680
654 OTH. TEXTILE FABRIC, WOVEN	5 613	22 851	14 811	873 METERS, COUNTERS, NES	184	403	263
655 KNIT, CROCHET, FABRIC, NES	21 813	50 792	32 895	874 MEASURE, CONTROL INSTRMNT	355	7 503	4 788
656 TULLE, LACE, EMBROIDRY, ETC	1 102	4 436	2 836	881 PHOTOGRAPH APPAR. ETC. NES	61	502	318
657 SPECIAL YARN, TXTL. FABRIC	8 172	13 999	8 919	882 PHOTO. CINEMATOGRPH. SUPPL	4 591	6 948	4 451
658 TEXTILE ARTICLES, NES	322	1 142	736	884 OPTICAL GOODS, NES	13	598	394
659 FLOOR COVERINGS, ETC.	107	425	258	885 WATCHES AND CLOCKS	28	460	298
662 CLAY, REFRCT. CONSTR. MATRL	23 051	2 635	1 696	891 ARMS AND AMMUNITION	3	60	37
663 MINERAL MANUFACTURES, NES	643	596	381	892 PRINTED MATTER	1 965	2 945	1 886
664 GLASS	2 246	345	226	893 ARTICLES, NES, OF PLASTICS	9 368	5 878	3 762
665 GLASSWARE	1 004	802	515	894 BABY CARRIAGE, TOYS, GAMES	97	241	156
666 POTTERY	324	481	298	895 OFFICE, STATIONERY SUPPLS	392	1 570	1 005
671 PIG IRON, SPIEGELEISN, ETC	12 648	601	375	897 GOLD, SILVERWARE, JEWEL NES	1	179	111
672 INGOTS ETC. IRON OR STEEL	98 612	2 577	1 563	898 MUSICAL INSTRUMENTS, ETC.	205	1 240	776
673 FLAT-ROLLED IRON ETC.	307 554	20 465	13 229	899 MISC MANUFCTRD GOODS, NES	1 701	13 114	8 411
674 FLAT-ROLLED PLATED IRON	99 622	14 875	9 529	941 COMPL IND PLANT CHAPT 99	341	129	83
675 FLAT-ROLLED, ALLOY STEEL	7 744	1 771	1 129				
676 IRON, STL. BAR, SHAPES ETC.	97 922	4 414	2 977	ALGERIA			
677 RAILWAY TRACK IRON, STEEL	25	52	32				
678 WIRE OF IRON OR STEEL	4 218	739	468	IMPORTS	91 393 282	2 445 130	1 575 154
679 TUBES, PIPES, ETC. IRON, STL	19 005	3 141	2 026				
682 COPPER	16 458	8 236	5 297	057 FRUIT, NUTS EXCL. OIL NUTS	5 278	2 342	1 490
683 NICKEL	15	126	79	112 ALCOHOLIC BEVERAGES	1 941	771	497
684 ALUMINIUM	12 104	7 231	4 653	272 FERTILIZERS, CRUDE	286 706	1 734	1 111
685 LEAD	173	75	50	288 NON-FERROUS WASTE, SCRAP	723	3 154	2 003
686 ZINC	1 374	292	186	333 PETROLEUM OILS, CRUDE	67 313 214	1 703 706	1 100 367
691 METALLIC STRUCTURES, NES	2 143	1 081	707	334 PETROLEUM PRODUCTS	23 184 052	683 719	438 002
692 CONTAINERS, STORAGE, TRNSP	385	651	422	342 LIQUEFIED PROPANE, BUTANE	446 025	15 257	9 720
693 WIRE PRODUCTS EXCL. ELECT	700	333	214	522 INORGANIC CHEM. ELEMENTS	877	496	318
694 NAILS, SCREWS, NUTS, ETC.	1 056	667	423	659 FLOOR COVERINGS, ETC.	118	165	110
695 TOOLS	869	2 443	1 548	673 FLAT-ROLLED IRON ETC.	21 105	1 235	829
696 CUTLERY	224	1 026	645	686 ZINC	128 067	24 373	15 418
697 HOUSEHOLD EQUIPMENT, NES	1 989	545	349	712 STEAM TURBINES	6	150	95
699 MANUFACT. BASE METAL, NES	3 140	4 458	2 846	723 CIVIL ENGINEERING EQUIPT	268	106	64
700 CPL IND PLANT (84/85/87)	6 311	6 519	4 108	728 OTH. MACH. PTS, SPCL INDUST	95	158	107
711 STEAM GENER. BOILERS, ETC.	1 185	2 064	1 302	735 PARTS, NES, FOR MACH-TOOLS	183	67	45
712 STEAM TURBINES	61	1 152	737	792 AIRCRAFT, ASSOCTD. EQUIPNT	18	513	318
713 INTRNL COMBUS PSTN ENGIN	2 912	8 476	5 406	811 PREFABRICATED BUILDINGS	31	296	204
714 ENGINES, MOTORS NON-ELECT	10	1 455	921	842 WOMEN, GIRL CLOTHING, XKNIT	24	392	236
716 ROTATING ELECTRIC PLANT	1 719	6 020	3 689	851 FOOTWEAR	684	2 484	1 657
718 OTH. POWR. GENRTNG. MACHNRY	1 949	5 334	3 328	874 MEASURE, CONTROL INSTRMNT		77	48
721 AGRIC. MACHINES, EX. TRACTR	8 624	10 223	6 378	881 PHOTOGRAPH APPAR. ETC. NES		53	33
722 TRACTORS	2 971	3 853	2 485	EXPORTS	1 350 228	837 492	538 070
723 CIVIL ENGINEERING EQUIPT	4 157	8 592	5 516				
724 TEXTILE, LEATHER MACHINES	17 025	47 983	30 559	001 LIVE ANIMALS	30 539	7 335	4 618
725 PAPER, PULP MILL MACHINES	1 343	3 502	2 226	011 BOVINE MEAT	48 129	14 150	9 095
726 PRINTNG, BOOKBINDNG MACHS	3 071	10 671	7 000	022 MILK AND CREAM	5 298	2 296	1 537
727 FOOD-PROCESS. MCH. NON DOM	1 757	3 423	2 190	024 CHEESE AND CURD	937	352	216
728 OTH. MACH. PTS, SPCL INDUST	6 036	17 902	11 542	041 WHEAT, MESLIN, UNMILLED	4 203	100	69
731 METAL REMOVAL WORK TOOLS	284	1 254	790	046 MEAL, FLOUR OF WHEAT, MSLN	23 300	675	409
733 MACH-TOOLS, METAL-WORKING	993	4 967	3 293	054 VEGETABLES	227	224	142
735 PARTS, NES, FOR MACH-TOOLS	82	714	452	061 SUGARS, MOLASSES, HONEY	96 340	3 664	2 508
737 METALWORKING MACHNRY, NES	125	919	591	098 EDIBLE PROD. PREPRTN, NES	1 160	218	138
741 HEATING, COOLING EQUIP, PART	2 660	11 436	7 527	112 ALCOHOLIC BEVERAGES	533	82	54
742 PUMPS FOR LIQUIDS, PARTS	1 575	6 683	4 307	232 SYNTHETIC RUBBER, ETC.	2 724	1 052	653
743 PUMPS, NES, CENTRIFUGS ETC	4 200	11 814	7 573	251 PULP AND WASTE PAPER	1 740	325	205
744 MECHANICAL HANDLING EQUIP	7 899	10 989	7 032	267 OTHER MAN-MADE FIBRES	1 587	405	259
745 OTH. NONELEC MCH, TOOL, NES	2 616	10 666	6 910	278 OTHER CRUDE MINERALS	11 703	367	241
746 BALL OR ROLLER BEARINGS	880	3 144	2 008	292 CRUDE VEG. MATERIALS, NES	117	120	76
747 TAPS, COCKS, VALVES, ETC.	383	1 729	1 095	334 PETROLEUM PRODUCTS	347	163	102
748 TRANSMISSIONS SHAFTS ETC	1 576	5 047	3 204	335 RESIDUAL PETROL. PRODUCTS	35 046	4 144	2 654
749 NON-ELECT MACH. PARTS, ETC	488	2 160	1 383	411 ANIMAL OILS AND FATS	915	91	61
751 OFFICE MACHINES	262	3 471	2 304	431 ANIMAL, VEG. FATS, OILS, NES	707	97	67
752 AUTOMATC. DATA PROC. EQUIP	372	7 228	4 608	511 HYDROCARBONS, NES, DERIVTS	2 150	322	201
759 PARTS, FOR OFFICE MACHINS	120	2 626	1 710	512 ALCOHOL, PHENOL, ETC. DERIV	2 247	918	607
761 TELEVISION RECEIVERS ETC	721	1 768	1 143	513 CARBOXYLIC ACIDS, DERIVTS	6 829	2 058	1 358
762 RADIO-BROADCAST RECEIVER	18	225	151	514 NITROGEN-FUNCT. COMPOUNDS	6 713	1 351	842
763 SOUND RECORDER, PHONOGRPH	45	527	337	515 ORGANO-INORGANIC COMPNDS	189	213	134
764 TELECOMM. EQUIP, PARTS, NES	539	9 010	5 781	516 OTHER ORGANIC CHEMICALS	225	183	117
771 ELECT POWER MACHNRY, PARTS	150	1 078	678	522 INORGANIC CHEM. ELEMENTS	9 705	1 981	1 283
772 ELEC. SWITCH, RELAY, CIRCUIT	972	5 130	3 312	523 METAL. SALTS, INORGAN. ACID	27 050	1 807	1 151
773 ELECTR. DISTRI BT. EQPT, NES	2 126	4 283	2 702	531 SYNTH. COLOURS, LAKES, ETC.	1 200	3 133	1 959
774 ELECTRO-MEDCL. XRAY EQUIP	165	2 209	1 404	532 DYEING, TANNING MATERIALS	1 200	255	165
775 DOM. ELEC. NON-ELEC. EQUIPT	608	958	604	533 PIGMENTS, PAINTS, ETC.	1 746	780	507
776 TRANSISTORS, VALVES, ETC.	340	6 191	3 979	541 MEDICINES, ETC. EXC. GRP542	34	266	169
778 ELECTRIC. MACH. APPART. NES	2 257	6 742	4 300	542 MEDICAMENTS	928	3 514	2 241
781 PASS. MOTOR VEHCLS. EX. BUS	7 450	23 338	14 861	551 ESSNTL. OIL, PERFUME, FLAVR	279	1 379	915
782 GOODS, SPCL TRANSPORT VEH	2 252	4 658	2 992	554 SOAP, CLEANERS, POLISH, ETC	4 505	1 649	1 082
783 ROAD MOTOR VEHICLES, NES	524	618	377	562 FERTILIZER, EXCEPT GRP272	14 713	539	356
784 PARTS, TRACTORS, MOTOR VEH	2 947	8 587	5 468	571 POLYMERS OF ETHYLENE	7 138	880	588
785 CYCLES, MOTORCYCLES ETC.	389	326	207	572 POLYMERS OF STYRENE	5 963	1 325	850
786 TRAILERS, SEMI-TRAILR, ETC	818	686	445	573 POLYMERS, VINYL CHLORIDE	2 366	579	363
791 RAILWAY VEHICLES, EQUIPNT	29	233	154	574 POLYACETAL, POLYCARBONATE	3 769	1 520	962
792 AIRCRAFT, ASSOCTD. EQUIPNT	2	330	206	575 OTH. PLASTIC, PRIMARY FORM	4 502	3 003	1 880
793 SHIP, BOAT, FLOAT. STRUCTRS	935	12 048	7 638	581 PLASTIC TUBE, PIPE, HOSE	8 067	8 239	5 371
800 CPL IND PLANT CHAP 90/94	171	5 439	3 648	582 PLASTIC PLATE, SHEETS, ETC	305	489	319
811 PREFABRICATED BUILDINGS	31	182	116	583 MONOFILAMENT OF PLASTICS	179	291	178
813 LIGHTING FIXTURES ETC. NES	498	1 048	672	591 INSECTICIDES, ETC.	7 168	5 686	3 619
821 FURNITURE, CUSHIONS, ETC.	924	2 088	1 337	592 STARCHES, INULIN, ETC.	1 917	628	407
831 TRUNK, SUITCASES, BAG, ETC	32	134	85	597 PREPRED ADDITIVES, LIQUIDS	1 077	505	321
841 MENS, BOYS CLOTHING, X-KNIT	857	3 212	2 094	598 MISC. CHEMICAL PRDCTS, NES	8 850	5 320	3 343
842 WOMEN, GIRL CLOTHING, XKNIT	572	2 471	1 595	600 CPL IND PLANT CHAP 69-76	2 719	883	568
843 MENS, BOYS CLOTHING, KNIT	39	86	56	621 MATERIALS OF RUBBER	375	985	618
844 WOMEN, GIRLS CLOTHING, KNIT	85	297	195	625 RUBBER TYRES, TUBES, ETC.	2 277	1 914	1 262
845 OTHR. TEXTILE APPAREL, NES	42	402	262	629 ARTICLES OF RUBBER, NES	1 055	2 611	1 679
846 CLOTHING ACCESSRS, FABRIC	10 439	14 610	9 303	635 WOOD MANUFACTURES, NES	116	222	141
848 CLOTHING, NONTXTL; HEADGEAR	1 694	6 323	4 068				



## 7 IMPORTS AND EXPORTS (SPECIAL TRADE) BY COUNTRIES OF PRODUCTION AND CONSUMPTION AND BY GROUPS OF THE SITC-REV. III 1992

GROUP DESCRIPTION	DT = 100 KG	1 000 DM	1 000 \$	GROUP DESCRIPTION	DT = 100 KG	1 000 DM	1 000 \$
641 PAPER AND PAPERBOARD	91 259	12 528	8 249	TUNISIA			
642 PAPER,PAPERBOARD,CUT ETC	2 330	835	537				
651 TEXTILE YARN	9 432	3 359	2 173	IMPORTS	3 287 819	1 203 701	771 547
652 COTTON FABRICS, WOVEN	24	99	61	034 FISH,FRESH,CHILLED,FROZN	166	311	190
653 FABRICS,MAN-MADE FIBRES	21	80	50	036 CRUSTACEANS,MOLLUSCS ETC	670	349	225
656 TULLE,LACE,EMBROIDRY.ETC	9	598	388	054 VEGETABLES	10 193	920	566
657 SPECIAL YARN,TXTL.FABRIC	347	1 676	1 071	057 FRUIT,NUTS EXCL.OIL NUTS	13 824	6 043	3 850
659 FLOOR COVERINGS, ETC.	566	812	489	098 EDIBLE PROD.PREPRPTS,NES	502	183	119
661 LIME,CEMENT,CONSTR.MATRL	107 720	1 545	988	112 ALCOHOLIC BEVERAGES	62 943	7 423	4 604
662 CLAY,REFRCT.CONSTR.MATRL	40 185	4 127	2 717	251 PULP AND WASTE PAPER	7 692	1 404	903
663 MINERAL MANUFACTURES,NES	2 170	1 497	992	278 OTHER CRUDE MINERALS	47 822	591	408
664 GLASS	1 594	975	631	281 IRON ORE, CONCENTRATES	45 131	1 190	760
665 GLASSWARE	39	154	96	288 NON-FERROUS WASTE, SCRAP	6 372	1 570	1 003
671 PIG IRON, SPIEGELEISN,ETC	6 554	274	180	289 PREC.METAL ORES,CONCTRTS	1	2 147	1 364
673 FLAT-ROLLED IRON ETC.	53 438	5 574	3 611	291 CRUDE ANIMAL MATERLS.NES	33	675	448
674 FLAT-ROLLED PLATED IRON	1 044	204	130	292 CRUDE VEG.MATERIALS, NES	1 577	135	90
675 FLAT-ROLLED, ALLOY STEEL	30 473	10 635	7 022	333 PETROLEUM OILS, CRUDE	2 521 601	57 445	37 061
676 IRON, STL, BAR, SHAPES ETC.	50 295	8 120	5 254	334 PETROLEUM PRODUCTS	220 737	7 019	4 450
678 WIRE OF IRON OR STEEL	10 356	1 641	1 017	523 METAL, SALTS, INORGAN. ACID	10 000	1 520	985
679 TUBES, PIPES, ETC. IRON, STL	270 839	40 215	25 844	551 ESSNTL. OIL, PERFUME, FLAVR	53	170	110
681 SILVER, PLATINUM, ETC.	10	112	69	562 FERTILIZER, EXCEPT GRP272	47 626	1 560	959
682 COPPER	3 095	1 539	959	611 LEATHER	20	50	35
684 ALUMINIUM	2 472	1 084	675	612 MANUFACT. LEATHER ETC. NES	114	94	62
691 METALLIC STRUCTURES NES	1 838	1 793	1 125	633 CORK MANUFACTURES	2 478	508	327
692 CONTAINERS, STORAGE, TRNSP	361	1 152	781	641 PAPER AND PAPERBOARD	246	167	104
693 WIRE PRODUCTS EXCL. ELECT	453	550	349	642 PAPER,PAPERBOARD,CUT ETC	7 304	6 012	3 818
694 NAILS, SCREWS, NUTS, ETC.	1 729	2 468	1 610	651 TEXTILE YARN	60	172	105
695 TOOLS	615	4 975	3 232	652 COTTON FABRICS, WOVEN	2 369	2 512	1 640
697 HOUSEHOLD EQUIPMENT, NES	464	1 569	1 062	653 FABRICS, MAN-MADE FIBRES	62	167	106
699 MANUFACT. BASE METAL, NES	19 599	9 585	6 302	654 OTH. TEXTILE FABRIC, WOVEN	28	72	48
700 CPL IND PLANT (84/85/87)	5 550	29 512	19 145	656 TULLE, LACE, EMBROIDRY. ETC	8	59	36
711 STEAM GENER. BOILERS, ETC.	294	762	489	657 SPECIAL YARN, TXTL. FABRIC	273	692	440
712 STEAM TURBINES	3	502	309	658 TEXTILE ARTICLES NES	25	562	361
713 INTRNL COMBUS PSTN ENGIN	7 283	27 369	18 054	659 FLOOR COVERINGS, ETC.	2 018	22 938	14 714
714 ENGINES, MOTORS NON-ELECT	86	8 172	5 145	664 GLASS	1 526	704	451
716 ROTATING ELECTRIC PLANT	1 195	6 464	4 180	665 GLASSWARE	5	65	44
718 OTH. POWR. GENRNG. MACHNRY	293	1 465	943	666 POTTERY	502	144	95
721 AGRIC. MACHINES, EX. TRACTR	10 917	9 662	6 168	667 PEARLS, PRECIOUS STONES	-	-	-
723 CIVIL ENGINEERING EQUIPT	19 226	25 833	16 877	695 TOOLS	529	300	192
724 TEXTILE, LEATHER MACHINES	4 650	23 051	14 693	699 MANUFACT. BASE METAL, NES	144	619	393
725 PAPER, PULP MILL MACHINES	233	1 666	1 024	716 ROTATING ELECTRIC PLANT	10	174	113
726 PRINTING, BOOKBINDING MACHS	751	2 737	1 756	724 TEXTILE, LEATHER MACHINES	94	343	217
727 FOOD-PROCESS. MCH. NON DOM	152	501	314	725 PAPER, PULP MILL MACHINES	22	94	62
728 OTH. MACH. PTS, SPCL INDUST	12 462	70 406	44 991	726 PRINTING, BOOKBINDING MACHS	67	60	37
731 METAL REMOVAL WORK TOOLS	1 693	12 562	8 174	728 OTH. MACH. PTS, SPCL INDUST	342	1 204	787
733 MACH-TOOLS, METAL-WORKING	1 077	1 336	846	737 METALWORKING MACHNRY NES	21	124	84
735 PARTS, NES, FOR MACH-TOOLS	377	4 229	2 708	743 PUMPS NES, CENTRIFUGS ETC	15	120	76
737 METALWORKING MACHNRY NES	7 394	11 779	7 372	759 PARTS, FOR OFFICE MACHINS	208	208	140
741 HEATING, COOLING EQUIP, PART	9 581	31 099	20 201	761 TELEVISION RECEIVERS ETC	60	294	182
742 PUMPS FOR LIQUIDS, PARTS	2 860	14 253	9 106	764 TELECOMM. EQUIP. PARTS NES	3 276	13 115	8 447
743 PUMPS NES, CENTRIFUGS ETC	1 298	6 936	4 418	771 ELECT POWER MACHNRY. PARTS	6 757	21 323	13 690
744 MECHANICAL HANDLING EQUIP	5 657	14 456	9 475	772 ELEC. SWITCH, RELAY, CIRCUIT	14 634	68 308	43 537
745 OTH. NONELEC MCH, TOOL, NES	728	10 386	6 476	773 ELECTR DISTRIB. EQPT NES	34 301	83 643	53 470
746 BALL OR ROLLER BEARINGS	910	2 243	1 436	775 DOM. ELEC, NON-ELEC. EQUIPT	257	181	118
747 TAPS, COCKS, VALVES, ETC.	1 632	10 329	6 542	778 ELECTRIC. MACH. APPART. NES	58	718	463
748 TRANSMISSIONS SHAFTS ETC	11 703	23 442	15 118	784 PARTS, TRACTORS, MOTOR VEH	532	761	485
749 NON-ELECT MACH. PARTS, ETC	907	4 230	2 760	792 AIRCRAFT, ASSOCTD. EQUIPNT	2	375	247
751 OFFICE MACHINES	48	343	218	831 TRUNK, SUITCASES, BAG, ETC.	665	2 251	1 436
752 AUTOMATC. DATA PROC. EQUIP	725	11 200	7 420	841 MENS, BOYS CLOTHING, X-KNIT	89 903	356 918	228 836
759 PARTS, FOR OFFICE MACHINS	64	1 397	931	842 WOMEN, GIRL CLOTHING, X-KNIT	59 649	287 326	184 187
761 TELEVISION RECEIVERS ETC	13	81	53	843 MENS, BOYS CLOTHING, KNIT	2 266	7 679	4 943
763 SOUND RECORDER, PHONOGRPH	8	275	177	844 WOMEN, GIRLS CLOTHING, KNIT	10 758	62 859	40 433
764 TELECOMM. EQUIP. PARTS NES	1 533	15 505	10 068	845 OTHR. TEXTILE APPAREL, NES	13 408	58 145	37 241
771 ELECT POWER MACHNRY. PARTS	962	2 407	1 562	846 CLOTHING ACCESSRS, FABRIC	6 356	24 328	15 495
772 ELEC. SWITCH, RELAY, CIRCUIT	4 473	15 351	9 525	848 CLOTHING, NONTXTL; HEADGEAR	2 172	12 041	7 706
773 ELECTR DISTRIB. EQPT NES	20 802	11 761	7 673	851 FOOTWEAR	12 477	47 376	30 382
774 ELECTRO-MEDCL. XRAY EQUIP	26	1 122	707	874 MEASURE, CONTROL INSTRMNT	31	631	400
775 DOM. ELEC, NON-ELEC. EQUIPT	194	1 435	917	885 WATCHES AND CLOCKS	18	58	36
776 TRANSISTORS, VALVES, ETC.	1 818	7 205	4 606	892 PRINTED MATTER	147	113	73
778 ELECTRIC. MACH. APPART. NES	1 474	7 080	4 555	893 ARTICLES, NES, OF PLASTICS	7 480	6 049	3 881
781 PASS. MOTOR VEHCLS. EX. BUS	5 777	12 944	8 390	894 BABY CARRIAGE, TOYS, GAMES	1 324	6 585	4 192
782 GOODS, SPCL TRANSPORT VEH	26 680	49 147	31 172	895 OFFICE, STATIONERY SUPPLS	43	75	49
783 ROAD MOTOR VEHICLES NES	5 109	7 766	4 693	EXPORTS	2 618 352	1 345 691	862 304
784 PARTS, TRACTORS, MOTOR VEH	19 455	53 355	33 930	001 LIVE ANIMALS	15 044	4 213	2 680
786 TRAILERS, SEMI-TRAILR, ETC	12 360	11 605	7 461	011 BOVINE MEAT	7 477	1 832	1 175
791 RAILWAY VEHICLES, EQUIPNT	111	576	358	022 MILK AND CREAM	6 916	1 841	1 111
792 AIRCRAFT, ASSOCTD. EQUIPNT	3	567	350	025 EGGS, BIRDS, YOLKS, ALBUMIN	241	115	73
800 CPL IND PLANT CHAP 90/94	7	207	132	041 WHEAT, MESLIN, UNMILLED	636 014	14 693	9 879
811 PREFABRICATED BUILDINGS	63	666	401	054 VEGETABLES	183	344	212
812 PLUMBING, SANITRY, EQPT. ETC	160	372	239	061 SUGARS, MOLASSES, HONEY	13 980	873	560
813 LIGHTING FIXTURES ETC. NES	300	1 181	737	062 SUGAR CONFECTIONERY	176	89	57
821 FURNITURE, CUSHIONS, ETC.	237	601	390	072 COCOA	216	47	32
831 TRUNK, SUITCASES, BAG, ETC	8	51	32	081 ANIMAL FEED STUFF	119	47	31
848 CLOTHING, NONTXTL; HEADGEAR	201	1 623	1 025	098 EDIBLE PROD. PREPRPTS, NES	348	687	447
851 FOOTWEAR	7	107	69	112 ALCOHOLIC BEVERAGES	1 293	201	133
871 OPTICAL INSTRUMENTS, NES	10	600	381	122 TOBACCO, MANUFACTURED	286	713	485
872 MEDICAL INSTRUMENTS NES	5 000	7 805	5 128	231 NATURAL RUBBER, ETC.	264	57	37
873 METERS, COUNTERS, NES	19	312	198	232 SYNTHETIC RUBBER, ETC.	5 608	1 753	1 128
874 MEASURE, CONTROL INSTRMNT	2 077	28 475	18 071	251 PULP AND WASTE PAPER	5 200	423	293
881 PHOTOGRAPH APPAR. ETC. NES	35	623	395	266 SYNTHETIC FIBRES	11 380	2 451	1 597
882 PHOTO. CINEMATOGPH. SUPPL	2 639	5 112	3 288	267 OTHER MAN-MADE FIBRES	3 238	552	350
884 OPTICAL GOODS NES	74	333	220	269 WORN CLOTHING, TEXTL. ARTL	16 973	1 225	777
885 WATCHES AND CLOCKS	14	291	186	274 SULPHUR, UNRSTD. IRON PYRS	509 520	6 344	3 967
892 PRINTED MATTER	225	576	365	278 OTHER CRUDE MINERALS	5 681	300	185
893 ARTICLES, NES, OF PLASTICS	1 653	3 360	2 134	291 CRUDE ANIMAL MATERLS. NES	57	177	112
895 OFFICE, STATIONERY SUPPLS	55	340	223	292 CRUDE VEG. MATERIALS, NES	956	1 691	1 107
898 MUSICAL INSTRUMENTS, ETC.	117	1 053	700				
899 MISC MANUFACTRD GOODS NES	377	433	265				
941 COMPL IND PLANT CHAPT 99	11 713	3 383	2 142				



## 7 IMPORTS AND EXPORTS (SPECIAL TRADE) BY COUNTRIES OF PRODUCTION AND CONSUMPTION AND BY GROUPS OF THE SITC-REV. III 1992

GROUP DESCRIPTION	DT= 100 KG	1 000 DM	1 000 \$	GROUP DESCRIPTION	DT= 100 KG	1 000 DM	1 000 \$
321 COAL,NOT AGGLOMERATED	1 500	69	44	741 HEATING,COOLING EQUIP.,PART	2 199	5 763	3 735
334 PETROLEUM PRODUCTS	1 595	373	237	742 PUMPS FOR LIQUIDS,PARTS	689	4 262	2 773
335 RESIDUAL PETROL. PRODUCTS	8 794	853	546	743 PUMPS NES,CENTRIFUGS ETC	916	3 586	2 317
422 FIXED VEG.FAT,OILS,OTHER	2 000	204	124	744 MECHANICAL HANDLING EQUIP	6 542	11 754	7 597
431 ANIMAL,VEG.FATS,OILS,NES	14 624	1 808	1 173	745 OTH.NONELEC MCH,TOOL,NES	2 855	12 390	7 891
511 HYDROCARBONS,NES,DERIVTS	10 751	1 097	710	746 BALL OR ROLLER BEARINGS	301	1 243	786
512 ALCOHOL,PHENOL,ETC.DERIV	2 045	599	392	747 TAPS,COCKS,VALVES,ETC.	1 074	2 204	1 391
513 CARBOXYLIC ACIDS,DERIVTS	13 916	3 583	2 303	748 TRANSMISSIONS SHAFTS ETC	1 000	4 411	2 786
514 NITROGEN-FUNCT.COMPOUNDS	3 488	1 169	761	749 NON-ELECT MACH,PARTS,ETC	1 243	3 840	2 460
515 ORGANIC-INORGANIC COMPOUNDS	1 121	1 150	715	751 OFFICE MACHINES	476	2 129	1 351
516 OTHER ORGANIC CHEMICALS	774	459	297	752 AUTOMATC.DATA PROC.EQUIP	170	2 558	1 653
522 INORGANIC CHEM.ELEMENTS	41 660	2 544	1 643	753 PARTS,FOR OFFICE MACHINES	136	1 678	1 087
523 METAL.SALTS,INORGAN.ACID	20 396	1 882	1 207	761 TELEVISION RECEIVERS ETC	325	1 762	1 139
524 OTHER CHEMICAL COMPOUNDS	3 682	472	301	762 RADIO-BROADCAST RECEIVER	3	54	31
525 RADIO-ACTIVE MATERIALS		63	41	763 SOUND RECORDER,PHONOGRAPH	9	349	220
531 SYNTH.COLOURS,LAKES,ETC.	3 075	7 278	4 673	764 TELECOMM.EQUIP.PARTS NES	4 253	14 439	9 221
532 DYEING,TANNING MATERIALS	7 972	1 615	1 012	771 ELECT POWER MACHNY.PARTS	7 125	14 816	9 531
533 PIGMENTS, PAINTS, ETC.	13 680	7 711	4 903	772 ELEC.SWITCH.RELAY.CIRCUIT	16 304	62 386	39 942
541 MEDICINES,ETC.EXC.GRP542	80	675	432	773 ELECTR.DISTRIB.EQPT NES	23 184	54 541	34 996
542 MEDICAMENTS	1 034	1 151	761	774 ELECTRO-MEDCL,XRAY EQUIP	307	5 090	3 328
551 ESSENCE.OIL,PERFUME,FLAVR	597	2 309	1 491	775 DOM.ELEC,NON-ELEC.EQUIP	316	768	487
553 PERFUMERY,COSMETICS,ETC.	249	417	272	776 TRANSISTORS,VALVES,ETC.	718	3 384	2 185
554 SOAP,CLEANERS,POLISH,ETC	6 406	2 574	1 661	777 ELECTRIC.MACH,APPART.NES	6 314	11 188	7 165
562 FERTILIZER,EXCEPT GRP272	1 881	103	68	781 PASS.MOTOR VEHCLS.EX.BUS	15 684	31 960	20 609
571 POLYMERS OF ETHYLENE	9 490	1 677	1 084	782 GOODS,SPCL TRANSPORT VEH	6 961	4 613	2 912
572 POLYMERS OF STYRENE	4 819	1 075	678	783 ROAD MOTOR VEHICLES NES	478	217	147
573 POLYMERS,VINYL CHLORIDE	8 456	1 937	1 242	784 PARTS,TRACTORS,MOTOR VEH	7 010	21 818	13 975
574 POLYACETAL,POLYCARBONATE	9 972	3 658	2 353	785 CYCLES,MOTORCYCLES ETC.	136	694	424
575 OTH.PLASTIC,PRIMARY FORM	48 517	11 530	7 374	786 TRAILERS,SEMI-TRAILR,ETC	3 310	1 914	1 214
581 PLASTIC TUBE,PIPE,HOSE	1 677	1 787	1 157	791 RAILWAY VEHICLES.EQUIPNT	9 444	58 653	37 231
582 PLASTIC PLATE,SHEETS,ETC	11 199	8 205	5 205	792 AIRCRAFT,ASSOCT.EQUIPNT	39	3 654	2 352
591 INSECTICIDES, ETC.	2 574	3 195	2 044	793 SHIP,BOAT,FLOAT.STRUCTRS	16 424	398	262
592 STARCHES,INULIN,ETC.	4 536	1 943	1 244	811 PREFABRICATED BUILDINGS	89	230	151
593 EXPLOSIVES,PYROTECHNICS	438	264	168	812 PLUMBING,SANITRY,EQPT.ETC	88	104	66
597 PREPRD ADDITIVES,LIQUIDS	4 067	1 281	808	813 LIGHTING FIXTURES,ETC.NES	409	712	446
598 MISC.CHEMICAL PRODTS.NES	31 809	8 986	5 734	821 FURNITURE,CUSHIONS,ETC.	1 778	1 762	1 157
611 LEATHER	7 559	24 879	15 952	831 TRUNK,SUITCASES,BAG,ETC	32	97	62
612 MANUFACT. LEATHER ETC.NES	28	237	151	841 MENS,BOYS CLOTHING,X-KNIT	4 909	19 084	12 202
613 FURSKINS,TANNED,DRESSED	68	481	309	842 WOMEN,GIRL CLOTHING,XKNIT	4 543	16 265	10 434
621 MATERIALS OF RUBBER	971	1 016	644	843 MENS,BOYS CLOTHING,KNIT	2 393	3 811	2 441
625 RUBBER TYRES,TUBES,ETC.	1 122	853	554	844 WOMEN,GIRLS CLOTHING.KNIT	2 164	5 988	3 859
629 ARTICLES OF RUBBER, NES	1 233	2 724	1 753	845 OTHR.TEXTILE APPAREL,NES	3 623	13 159	8 420
634 VENEERS, PLYWOOD, ETC.	364	73	47	846 CLOTHING ACCESSRS,FABRIC	9 116	29 028	18 509
635 WOOD MANUFACTURES, NES	688	451	289	848 CLOTHING,NONTXTL;HEADGEAR	3 061	9 588	6 119
641 PAPER AND PAPERBOARD	94 951	10 638	6 837	851 FOOTWEAR	2 530	3 679	2 335
642 PAPER,PAPERBOARD,CUT ETC	17 016	6 133	3 920	871 OPTICAL INSTRUMENTS,NES	9	463	293
651 TEXTILE YARN	15 147	16 708	10 708	872 MEDICAL INSTRUMENTS'NES	1 058	6 662	4 254
652 COTTON FABRICS, WOVEN	54 959	131 007	83 875	873 METERS,COUNTERS,NES	85	337	225
653 FABRICS,MAN-MADE FIBRES	56 707	164 343	105 186	874 MEASURE,CONTROL INSTRMNT	696	8 218	5 240
654 OTH.TEXTILE FABRIC,WOVEN	6 411	23 751	15 432	881 PHOTOGRAPH APPAR.ETC.NES	59	520	331
655 KNIT,CROCHET.FABRIC NES	13 687	33 677	21 755	882 PHOTO.CINEMATOGRPH.SUPPL	2 729	4 438	2 819
656 TULLE,LACE,EMBROIDRY.ETC	2 259	12 017	7 696	884 OPTICAL GOODS NES		244	155
657 SPECIAL YARN,TXL.FABRIC	6 170	16 958	10 827	885 WATCHES AND CLOCKS	28	427	273
658 TEXTILE ARTICLES NES	516	2 107	1 351	891 ARMS AND AMMUNITION	3	71	46
659 FLOOR COVERINGS, ETC.	64	329	208	892 PRINTED MATTER	3 128	5 023	3 219
661 LIME,CEMENT,CONSTR.MATRL	14 076	226	150	893 ARTICLES,NES,OF PLASTICS	7 831	8 740	5 620
662 CLAY,REFRCT.CONSTR.MATRL	22 225	4 134	2 706	894 BABY CARRIAGE,TOYS,GAMES	931	2 432	1 539
663 MINERAL MANUFACTURES,NES	2 665	1 354	867	895 OFFICE,STATIONERY SUPPLS	507	1 409	900
664 GLASS	3 388	1 470	950	897 GOLD,SILVERWARE,JEWEL NES	5	5 998	3 865
665 GLASSWARE	625	737	471	898 MUSICAL INSTRUMENTS,ETC.	344	1 041	668
672 INGOTS ETC.IRON OR STEEL	194	153	97	899 MISC MANUFCTRD GOODS NES	3 180	17 135	10 976
673 FLAT-ROLLED IRON ETC.	129 156	8 935	5 677	941 COMPL IND PLANT CHAPT 99	75	91	61
674 FLAT-ROLLED PLATED IRON	12 164	1 377	893				
675 FLAT-ROLLED, ALLOY STEEL	2 404	884	569	LIBYA			
676 IRON,STL,BAR,SHAPES ETC.	4 061	344	218				
677 RAILWAY TRACK IRON,STEEL	145	99	63	IMPORTS	121 863 013	2 934 061	1 890 425
678 WIRE OF IRON OR STEEL	417	74	46				
679 TUBES,PIPES,ETC.IRON,STL	310 090	50 044	32 238	232 SYNTHETIC RUBBER, ETC.	1 199	156	97
681 SILVER,PLATINUM,ETC.		101	64	231 CRUDE ANIMAL MATERLS.NES	14	78	48
682 COPPER	4 813	2 880	1 849	333 PETROLEUM OILS, CRUDE	114 389 920	2 704 978	1 739 789
683 NICKEL	24	126	79	334 PETROLEUM PRODUCTS	7 294 221	209 451	137 869
684 ALUMINIUM	6 172	3 813	2 431	511 HYDROCARBONS,NES,DERIVTS	145 040	8 807	5 529
687 TIN	79	176	114	512 ALCOHOL,PHENOL,ETC.DERIV	27 621	516	325
691 METALLIC STRUCTURES NES	731	308	193	676 IRON,STL,BAR,SHAPES ETC.	1 325	83	54
692 CONTAINERS,STORAGE,TRNSP	1 375	374	244	695 TOOLS	10	75	46
693 WIRE PRODUCTS EXCL.ELECT	264	406	263	712 STEAM TURBINES	28	601	401
694 NAILS,SCREWS,NUTS,ETC.	944	1 100	699	741 HEATING,COOLING EQUIP.,PART	16	146	101
695 TOOLS	954	3 385	2 170	742 PUMPS FOR LIQUIDS,PARTS	107	263	167
696 CUTLERY	59	320	201	748 TRANSMISSIONS SHAFTS ETC	19	79	50
697 HOUSEHOLD EQUIPMENT,NES	11 646	1 778	1 150	781 PASS.MOTOR VEHCLS.EX.BUS	33	148	91
699 MANUFACTS.BASE METAL,NES	3 684	7 995	5 111				
700 CPL IND PLANT (84/85/87)	320	852	536	EXPORTS	3 061 769	957 414	609 229
711 STEAM GENER.BOILERS,ETC.	289	717	457	001 LIVE ANIMALS	348 168	37 031	23 292
712 STEAM TURBINES	13	422	267	011 BOVINE MEAT	5 095	1 376	870
713 INTRNL COMBUS PSTN ENGIN	3 760	10 731	6 856	012 OTHER MEAT, MEAT OFFAL	656	240	154
716 ROTATING ELECTRIC PLANT	1 264	2 109	1 348	022 MILK AND CREAM	167 338	31 713	19 960
718 OTH.POWR.GENRTNG.MACHNRY	17	285	182	023 BUTTER,OTHER FAT OF MILK	26 461	6 907	4 349
721 AGRIC.MACHINES,EX.TRACTR	21 142	27 391	16 957	024 CHEESE AND CURD	188	95	64
722 TRACTORS	3 110	3 417	2 305	043 BARLEY, UNMILLED	48 394	692	417
723 CIVIL ENGINEERING EQUIPT	9 196	11 310	7 261	046 MEAL,FLOUR OF WHEAT,MSLN	1 042 538	34 331	21 946
724 TEXTILE,LEATHER MACHINES	10 867	44 166	28 489	048 CEREAL PREPARATIONS	331	200	131
725 PAPER,PULP MILL MACHINES	4 939	20 583	13 057	058 FRUIT,PRESERVED,PREPARED	234	66	40
726 PRINTNG,BOOKBINDNG MACHS	2 536	9 021	5 779	059 FRUIT,VEGETABLE JUICES	1 820	277	176
727 FOOD-PROCESS.MCH.NON DOM	356	1 196	762	061 SUGARS,MOLASSES,HONEY	6 687	266	169
728 OTH.MACH,PTS,SPCL INDUST	6 436	17 420	11 269	062 SUGAR CONFECTIONERY	1 720	580	372
731 METAL REMOVAL WORK TOOLS	598	467	299	073 CHOCOLATE,OTH.COCOA PREP	2 999	988	640
733 MACH-TOOLS,METAL-WORKING	466	1 619	1 034	081 ANIMAL FEED STUFF	101 490	4 062	2 587
735 PARTS,NES,FOR MACH-TOOLS	78	1 068	685	091 MARGARINE AND SHORTENING	139	67	46
737 METALWORKING MACHNRY NES	187	626	399				



## 7 IMPORTS AND EXPORTS (SPECIAL TRADE) BY COUNTRIES OF PRODUCTION AND CONSUMPTION AND BY GROUPS OF THE SITC-REV. III 1992

GROUP DESCRIPTION	DT = 100 KG	1 000 DM	1 000 \$	GROUP DESCRIPTION	DT = 100 KG	1 000 DM	1 000 \$
098 EDIBLE PROD.PREPRPTS,NES	214	206	131	749 NON-ELECT MACH.PARTS,ETC	6 929	9 678	6 239
111 NON-ALCOHOL.BEVERAGE,NES	1 069	156	102	751 OFFICE MACHINES	78	844	556
232 SYNTHETIC RUBBER, ETC.	6 881	1 335	882	752 AUTOMATC.DATA PROC.EQUIP	28	1 123	720
248 WOOD, SIMPLY WORKED	2 704	254	157	759 PARTS,FOR OFFICE MACHINS	76	1 842	1 177
266 SYNTHETIC FIBRES	8 018	2 814	1 845	761 TELEVISION RECEIVERS ETC	16	205	132
278 OTHER CRUDE MINERALS	81 203	2 256	1 444	762 RADIO-BROADCAST RECEIVER	13	209	131
334 PETROLEUM PRODUCTS	8 849	1 485	945	764 TELECOMM.EQUIP.PARTS NES	994	18 209	11 720
335 RESIDUAL PETROL.PRODUCTS	1 477	172	106	771 ELECT POWER MACHNY.PARTS	916	3 077	1 957
511 HYDROCARBONS,NES,DERIVTS	336	141	92	772 ELEC.SWITCH.RELAY.CIRCUT	2 880	23 518	15 048
512 ALCOHOL,PHENOL,ETC.DERIV	666	234	159	773 ELECTR DISTRIBT.EQPT NES	7 301	5 537	3 580
513 CARBOXYLIC ACIDS,DERIVTS	4 726	1 237	824	774 ELECTRO-MEDCL,XRAY EQUIP	297	19 677	12 533
514 NITROGEN-FUNCT.COMPOUNDS	12 467	4 425	2 850	775 DOM.ELEC, NON-ELEC.EQUIPT	344	946	603
515 ORGANO-INORGANIC COMPNDS	645	704	448	776 TRANSISTORS,VALVES,ETC.	7	272	173
516 OTHER ORGANIC CHEMICALS	4 002	2 680	1 680	778 ELECTRIC.MACH.APPART,NES	9 438	11 424	7 219
522 INORGANIC CHEM.ELEMENTS	3 404	963	603	781 PASS.MOTOR VEHCLS.EX.BUS	9 652	17 807	11 230
523 METAL.SALTS, INORGAN.ACID	32 033	1 502	942	782 GOODS,SPCL TRANSPORT VEH	14 054	25 458	16 093
524 OTHER CHEMICAL COMPOUNDS	311	77	47	783 ROAD MOTOR VEHICLES NES	23 340	38 791	24 090
531 SYNTH.COLOURS,LAKES,ETC.	390	658	420	784 PARTS,TRACTORS,MOTOR VEH	59 953	98 822	63 087
532 DYEING,TANNING MATERIALS	357	115	73	786 TRAILERS,SEMI-TRAILR,ETC	38 265	25 505	15 630
533 PIGMENTS, PAINTS, ETC.	17 810	5 445	3 444	791 RAILWAY VEHICLES.EQUIPNT	72	145	88
541 MEDICINES,ETC.EXC.GRPS42	463	2 095	1 348	800 CPL IND PLANT CHAP 90/94	8	2 929	1 812
542 MEDICAMENTS	4 597	16 029	10 077	811 PREFABRICATED BUILDINGS	538	464	312
551 ESSNTL.OIL,PERFUME,FLAVR	313	641	409	812 PLUMBING,SANITRY,EQPT.ETC	88	115	73
553 PERFUMERY,COSMETICS,ETC.	1 223	608	380	813 LIGHTING FIXTURES ETC.NES	589	1 563	992
554 SOAP,CLEANERS,POLISH,ETC	3 920	2 953	1 846	821 FURNITURE,CUSHIONS,ETC.	1 177	1 967	1 259
562 FERTILIZER,EXCEPT GRP272	5 683	457	284	831 TRUNK,SUITCASES,BAG,ETC	17	328	198
571 POLYMERS OF ETHYLENE	29 963	4 881	3 086	841 MENS,BOYS CLOTHING,X-KNIT	10	139	87
572 POLYMERS OF STYRENE	4 065	1 243	787	844 WOMEN,GIRLS CLOTHING.KNIT	4	79	50
574 POLYACETAL,POLYCARBONATE	8 565	2 226	1 392	845 OTHR.TEXTILE APPAREL,NES	14	109	66
575 OTH.PLASTIC,PRIMARY FORM	12 874	3 552	2 300	848 CLOTHING,NONXTL;HEADGEAR	23	50	33
581 PLASTIC TUBE,PIPE,HOSE	1 506	1 311	836	851 FOOTWEAR	46	354	229
582 PLASTIC PLATE,SHEETS,ETC	2 885	1 573	984	871 OPTICAL INSTRUMENTS,NES	32	1 206	790
583 MONOFILAMENT OF PLASTICS	126	68	42	872 MEDICAL INSTRUMENTS NES	2 358	20 390	12 947
591 INSECTICIDES, ETC.	1 599	2 054	1 367	873 METERS,COUNTERS,NES	20	460	292
592 STARCHES,INULIN,ETC.	1 231	383	242	874 MEASURE,CONTROL INSTRMNT	694	14 413	9 200
597 PREPRO ADDITIVES,LIQUIDS	407	249	164	881 PHOTOGRAPH APPAR.ETC.NES	123	1 223	767
598 MISC.CHEMICAL PRODS,NES	17 858	6 282	4 119	882 PHOTO.CINEMATOGRAPH.SUPPL	1 004	2 150	1 371
600 CPL IND PLANT CHAP 69-76	1 793	910	600	884 OPTICAL GOODS NES	8	1 079	684
621 MATERIALS OF RUBBER	374	936	601	885 WATCHES AND CLOCKS	4	157	92
625 RUBBER TYRES,TUBES,ETC.	11 016	11 611	7 450	892 PRINTED MATTER	324	746	466
629 ARTICLES OF RUBBER, NES	1 353	1 563	1 005	893 ARTICLES,NES,OF PLASTICS	2 953	3 187	2 050
634 VENEERS, PLYWOOD, ETC.	1 061	247	153	894 BABY CARRIAGE,TOYS,GAMES	161	1 111	689
635 WOOD MANUFACTURES, NES	2 770	1 856	1 171	895 OFFICE,STATIONERY SUPPLS	128	900	572
641 PAPER AND PAPERBOARD	47 049	5 823	3 837	898 MUSICAL INSTRUMENTS,ETC.	96	364	234
642 PAPER,PAPERBOARD,CUT ETC	43 489	14 602	9 208	899 MISC MANUFCTRD GOODS NES	18	249	154
651 TEXTILE YARN	2 248	2 012	1 255	941 COMPL IND PLANT CHAPT 99	10 718	3 524	2 329
653 FABRICS,MAN-MADE FIBRES	93	62	41				
654 OTH.TEXTILE FABRIC,WOVEN	21	50	30	EGYPT			
657 SPECIAL YARN,TXTL.FABRIC	2 270	2 418	1 616	IMPORTS	4 525 462	415 510	265 840
658 TEXTILE ARTICLES NES	90	207	129				
659 FLOOR COVERINGS, ETC.	767	789	493	001 LIVE ANIMALS	9	69	45
661 LIME,CEMENT,CONSTR.MATRL	63 769	889	565	034 FISH,FRESH,CHILLED,FROZN	164	424	262
662 CLAY,REFRCT.CONSTR.MATRL	157 809	19 850	12 635	036 CRUSTACEANS,MOLLUSCS ETC	85	51	34
663 MINERAL MANUFACTURES,NES	17 025	4 133	2 609	054 VEGETABLES	347 381	23 769	14 493
664 GLASS	277	250	157	056 VEGETABLES,PRPD,PRSD,NES	30 848	9 404	6 056
665 GLASSWARE	575	1 765	1 170	057 FRUIT,NUTS EXCL.OIL NUTS	10 791	1 235	775
673 FLAT-ROLLED IRON ETC.	890	230	151	059 FRUIT, VEGETABLE JUICES	495	73	48
674 FLAT-ROLLED PLATED IRON	8 045	1 514	960	075 SPICES	2 806	534	346
676 IRON,STL.BAR,SHAPES ETC.	75 355	12 266	7 815	081 ANIMAL FEED STUFF	26 915	731	464
677 RAILWAY TRACK IRON,STEEL	5	49	31	111 NON-ALCOHOL.BEVERAGE,NES	568	80	52
678 WIRE OF IRON OR STEEL	42 184	8 094	5 282	222 DILSEED(SFT.FIX VEG.OIL)	8 257	639	445
679 TUBES,PIPES,ETC. IRON,STL	185 914	29 435	18 947	263 COTTON	8 387	1 967	1 263
682 COPPER	1 245	875	571	265 VEGETABLE TEXTILE FIBRES	700	235	149
684 ALUMINIUM	715	844	518	269 WORN CLOTHING,TEXTL.ARTL	154	45	30
685 LEAD	17 007	1 581	975	278 OTHER CRUDE MINERALS	75	55	36
691 METALLIC STRUCTURES NES	9 909	5 816	3 673	282 FERROUS WASTE AND SCRAP	2 928	364	227
692 CONTAINERS, STORAGE,TRNSP	27 309	14 201	9 168	287 ORE,CONCENTR.BASE METALS	128 158	1 106	668
693 WIRE PRODUCTS EXCL.ELECT	8 070	1 697	1 068	288 NON-FERROUS WASTE,SCRAP	7 495	2 650	1 707
694 NAILS,SCREWS,NUTS,ETC.	801	869	553	289 PREC.METAL ORES,CONCTRIS	3	12 502	7 854
695 TOOLS	937	5 057	3 245	291 CRUDE ANIMAL MATERLS,NES	8 133	7 793	4 997
696 CUTLERY	103	861	565	292 CRUDE VEG.MATERIALS, NES	18 009	7 757	4 926
697 HOUSEHOLD EQUIPMENT,NES	96	98	58	333 PETROLEUM OILS, CRUDE	107 830	2 034	1 292
699 MANUFACTS.BASE METAL,NES	22 593	9 943	6 321	334 PETROLEUM PRODUCTS	2 535 156	69 561	45 212
700 CPL IND PLANT (84/85/87)	3 032	29 852	18 589	335 RESIDUAL PETROL.PRODUCTS	287 435	8 835	5 625
711 STEAM GENER. BOILERS,ETC.	572	2 274	1 442	411 ANIMAL OILS AND FATS	200	48	30
712 STEAM TURBINES	269	4 994	3 161	422 FIXED VEG.FAT,OILS,OTHER	10	96	59
713 INTRNL COMBUS PSTN ENGIN	2 023	11 235	7 200	512 ALCOHOL,PHENOL,ETC.DERIV	429	61	40
714 ENGINES,MOTORS NON-ELECT	65	1 185	751	515 ORGANO-INORGANIC COMPNDS	35	137	90
716 ROTATING ELECTRIC PLANT	1 983	10 129	6 411	522 INORGANIC CHEM.ELEMENTS	2 299	93	62
718 OTH.POWR.GENRTNG.MACHNRY	70	427	270	531 SYNTH.COLOURS,LAKES,ETC.	100	764	488
721 AGRIC.MACHINES,EX.TRACTR	414	741	468	551 ESSNTL.OIL,PERFUME,FLAVR	37	618	398
723 CIVIL ENGINEERING EQUIPT	14 363	28 585	18 106	598 MISC.CHEMICAL PRODS,NES	173	87	55
724 TEXTILE,LEATHER MACHINES	127	1 345	842	612 MANUFACT. LEATHER ETC.NES	8	62	42
725 PAPER,PULP MILL MACHINES	100	656	432	642 PAPER,PAPERBOARD,CUT ETC	33	136	91
726 PRINTING,BOOKBINDING MACHS	889	6 229	4 006	651 TEXTILE YARN	102 130	67 336	42 931
727 FOOD-PROCESS.MCH.NON DOM	180	847	533	652 COTTON FABRICS, WOVEN	24 930	15 669	10 025
728 OTH.MACH.PTS,SPCL INDUST	2 962	11 250	7 246	656 TULLE,LACE,EMBROIDRY.ETC	24	63	41
731 METAL REMOVAL WORK TOOLS	357	2 161	1 418	658 TEXTILE ARTICLES NES	7 151	6 593	4 243
733 MACH-TOOLS,METAL-WORKING	271	1 423	938	659 FLOOR COVERINGS, ETC.	9 865	8 641	5 513
735 PARTS,NES,FOR MACH-TOOLS	123	3 163	2 062	665 GLASSWARE	19 869	1 856	1 178
737 METALWORKING MACHNRY NES	2 374	4 588	2 925	671 PIG IRON,SPIEGELEISN,ETC	60 239	4 698	2 953
741 HEATING,COOLING EQUIP,PART	2 642	13 692	8 774	673 FLAT-ROLLED IRON ETC.	11 561	610	402
742 PUMPS FOR LIQUIDS,PARTS	4 881	26 959	17 270	676 IRON,STL.BAR,SHAPES ETC.	483 825	23 580	15 050
743 PUMPS NES,CENTRIFUGS ETC	4 904	21 876	14 110	679 TUBES,PIPES,ETC. IRON,STL	1 365	198	125
744 MECHANICAL HANDLING EQUIP	3 260	9 589	6 183	682 COPPER	9 328	2 904	1 871
745 OTH.NONELEC MCH,TOOL,NES	1 786	11 508	7 406	684 ALUMINIUM	225 671	49 952	32 323
746 BALL OR ROLLER BEARINGS	284	1 328	858	695 TOOLS	7	56	36
747 TAPS,COCKS,VALVES,ETC.	1 569	9 459	5 990	696 CUTLERY	62	99	60
748 TRANSMISSIONS SHAFTS ETC	530	5 302	3 376				



## 7 IMPORTS AND EXPORTS (SPECIAL TRADE) BY COUNTRIES OF PRODUCTION AND CONSUMPTION AND BY GROUPS OF THE SITC-REV. III 1992

GROUP DESCRIPTION	DT = 100 KG	1 000 DM	1 000 \$	GROUP DESCRIPTION	DT = 100 KG	1 000 DM	1 000 \$
697 HOUSEHOLD EQUIPMENT,NES	180	206	131	542 MEDICAMENTS	1 016	14 759	9 435
712 STEAM TURBINES	15	172	108	551 ESSNTL.OIL,PERFUME,FLAVR	1 712	2 393	1 553
713 INTRNL.COMBUS.PSTN.ENGIN	47	59	37	553 PERFUMERY,COSMETICS,ETC.	3 641	5 446	3 548
714 ENGINES,MOTORS.NON-ELECT	2	809	515	554 SOAP,CLEANERS,POLISH,ETC	20 700	7 160	4 575
716 ROTATING ELECTRIC PLANT	26	82	54	571 POLYMERS OF ETHYLENE	27 888	4 759	3 137
718 OTH.POWR.GENRTNG.MACHNRY	65	162	103	572 POLYMERS OF STYRENE	13 740	2 663	1 755
728 OTH.MACH.PTS,SPCL.INDUST	129	146	32	573 POLYMERS,VINYL CHLORIDE	14 712	3 091	2 007
737 METALWORKING MACHNRY NES	187	123	74	574 POLYACETAL,POLYCARBONATE	13 918	5 712	3 660
743 PUMPS NES,CENTRIFUGS ETC	19	846	530	575 OTH.PLASTIC,PRIMARY FORM	98 349	27 455	17 602
745 OTH.NONELEC.MCH.TOOL,NES	82	87	55	579 PLASTIC WASTE, SCRAP ETC	897	202	134
747 TAPS,COCKS,VALVES,ETC.	13	131	81	581 PLASTIC TUBE,PIPE,HOSE	644	2 409	1 523
749 NON-ELECT.MACH.PARTS,ETC	966	527	348	582 PLASTIC PLATE,SHEETS,ETC	9 932	7 959	5 108
752 AUTOMATC.DATA PROC.EQUIP	1	63	41	583 MONOFILAMENT OF PLASTICS	165	126	85
759 PARTS,FOR OFFICE MACHINS		124	83	591 INSECTICIDES, ETC.	6 355	14 625	9 250
764 TELECOMM.EQUIP.PARTS NES	1	150	100	592 STARCHES,INULIN,ETC.	4 901	2 122	1 373
772 ELEC.SWITCH.RELAY.CIRCUT	7	48	34	593 EXPLOSIVES,PYROTECHNICS	51	97	62
778 ELECTRIC.MACH.APART.NES	7	320	203	597 PREPRD ADDITIVES,LIQUIDS	6 874	2 882	1 814
781 PASS.MOTOR VEHCLS.EX.BUS	218	472	298	598 MISC.CHEMICAL PRDTS.NES	65 535	24 305	15 557
782 GOODS,SPCL.TRANSPORT VEH	60	62	38	600 CPL.IND.PLANT.CHAP.69-76	8 537	16 694	11 186
791 RAILWAY VEHICLES.EQUIPNT	1 195	65	40	612 MANUFACT. LEATHER ETC.NES	44	513	322
792 AIRCRAFT.ASSOCTD.EQUIPNT		224	145	621 MATERIALS OF RUBBER	987	3 351	2 133
813 LIGHTING FIXTURES ETC.NES	29	71	46	625 RUBBER TYRES,TUBES,ETC.	4 002	2 411	1 582
821 FURNITURE,CUSHIONS,ETC.	429	392	248	629 ARTICLES OF RUBBER, NES	3 385	6 834	4 390
831 TRUNK,SUITCASES,BAG,ETC	765	4 835	3 110	634 VENEERS, PLYWOOD, ETC.	2 730	1 078	632
841 MENS,BOYS CLOTHING,X-KNIT	2 766	5 239	3 392	641 PAPER AND PAPERBOARD	284 203	28 464	18 061
842 WOMEN,GIRL CLOTHING,XKNIT	1 267	3 165	2 054	642 PAPER,PAPERBOARD,CUT ETC	19 001	3 480	2 205
843 MENS,BOYS CLOTHING,KNIT	1 009	2 686	1 724	651 TEXTILE YARN	24 298	9 811	6 333
844 WOMEN,GIRLS CLOTHING,KNIT	1 707	4 394	2 759	652 COTTON FABRICS, WOVEN	543	922	589
845 OTHR.TEXTILE APPAREL,NES	15 172	31 816	20 416	653 FABRICS,MAN-MADE FIBRES	978	2 710	1 750
846 CLOTHING ACCESSRS,FABRIC	10	60	37	654 OTH.TEXTILE FABRIC,WOVEN	94	397	251
848 CLOTHING,NONXTL;HEADGEAR	181	552	361	655 KNIT.CROCHET.FABRIC NES	101	214	139
851 FOOTWEAR	44	116	74	656 TULLE,LACE,EMBROIDRY.ETC	27	171	104
874 MEASURE,CONTROL INSTRMNT	12	339	219	657 SPECIAL YARN,TXTL.FABRIC	3 120	6 222	3 981
882 PHOTO.CINEMATOGRPH.SUPPL	89	245	159	658 TEXTILE ARTICLES NES	186	547	353
884 OPTICAL GOODS NES	2	45	30	659 FLOOR COVERINGS, ETC.	103	192	123
891 ARMS AND AMMUNITION	3	52	32	661 LIME,CEMENT,CONSTR.MATRL	185 100	3 622	2 288
892 PRINTED MATTER	296	315	204	662 CLAY,REFRCT.CONSTR.MATRL	128 587	15 603	10 051
893 ARTICLES,NES,OF PLASTICS	485	556	354	663 MINERAL MANUFACTURES,NES	10 371	5 592	3 633
894 BABY CARRIAGE, TOYS,GAMES	45	78	50	664 GLASS	2 793	881	569
896 WORKS OF ART,ANTIQUE ETC	30	1 876	1 211	665 GLASSWARE	1 743	1 517	973
897 GOLD,SILVERWARE,JEWEL NES	52	178	115	666 POTTERY	392	287	182
899 MISC.MANUFCTRD GOODS NES	45	82	53	671 PIG IRON, SPIEGELEISN, ETC	2 945	455	284
961 COIN NONGOLD NONCURRENT	4	521	324	672 INGOTS ETC. IRON OR STEEL	2 547	67	43
EXPORTS	3 635 611	1 919 384	1 231 482	673 FLAT-ROLLED IRON ETC.	149 478	11 793	7 524
001 LIVE ANIMALS	24 976	4 349	2 855	674 FLAT-ROLLED PLATED IRON	140 896	19 735	12 678
011 BOVINE MEAT	400 202	63 191	40 647	675 FLAT-ROLLED, ALLOY STEEL	41 786	10 008	6 412
016 MEAT,ED.OFFL,DRY,SLT,SMK	618	88	54	676 IRON,STL,BAR,SHAPES ETC.	258 296	16 426	10 518
022 MILK AND CREAM	25 077	10 262	6 502	677 RAILWAY TRACK IRON,STEEL	604	1 143	774
024 CHEESE AND CURD	6 135	2 140	1 348	678 WIRE OF IRON OR STEEL	2 723	794	512
034 FISH,FRESH,CHILLED,FROZN	19 552	896	578	679 TUBES,PIPES,ETC. IRON,STL	77 080	16 026	10 239
048 CEREAL PREPARATIONS	1 099	769	490	681 SILVER,PLATINUM,ETC.	79	1 290	827
054 VEGETABLES	277	80	49	682 COPPER	11 414	7 502	4 797
057 FRUIT,NUTS EXCL.OIL NUTS	1 161	346	211	683 NICKEL	338	1 970	1 277
061 SUGARS,MOLASSES,HONEY	180 179	9 663	5 997	684 ALUMINIUM	8 925	7 300	4 634
071 COFFEE,COFFEE SUBSTITUTE	696	744	488	686 ZINC	5 196	1 622	1 032
072 COCOA	2 377	448	282	691 METALLIC STRUCTURES NES	5 039	4 872	3 070
073 CHOCOLATE,OTH.COCOA PREP	384	192	120	692 CONTAINERS,STORAGE,TRNSP	2 582	3 660	2 306
081 ANIMAL FEED STUFF	49 838	3 240	2 100	693 WIRE PRODUCTS EXCL.ELECT	8 830	2 817	1 809
098 EDIBLE PROD.PREPRDTS,NES	2 546	2 103	1 341	694 NAILS,SCREWS,NUTS,ETC.	10 251	4 740	3 060
111 NON-ALCOHOL. BEVERAGE,NES	2 116	336	209	695 TOOLS	5 451	12 254	7 845
122 TOBACCO, MANUFACTURED	609	768	493	696 CUTLERY	106	518	326
232 SYNTHETIC RUBBER, ETC.	11 481	2 046	1 320	697 HOUSEHOLD EQUIPMENT,NES	149	523	336
247 WOOD ROUGH,ROUGH SQUARED	7 140	810	502	699 MANUFACTS.BASE METAL,NES	9 913	8 184	5 225
248 WOOD, SIMPLY WORKED	30 628	972	700	701 CPL.IND.PLANT (84/85/87)	29 383	119 102	76 455
251 PULP AND WASTE PAPER	3 179	341	211	711 STEAM GENER. BOILERS,ETC.	2 345	5 282	3 393
261 SILK	45	46	31	712 STEAM TURBINES	907	6 346	4 033
266 SYNTHETIC FIBRES	61 031	21 347	13 697	713 INTRNL.COMBUS.PSTN.ENGIN	9 007	23 620	14 921
267 OTHER MAN-MADE FIBRES	6 216	4 185	2 689	714 ENGINES,MOTORS.NON-ELECT	25	2 315	1 479
268 WOOL, OTHER ANIMAL HAIR	1 599	1 475	941	716 ROTATING ELECTRIC PLANT	9 704	18 598	11 833
269 WORN CLOTHING,TEXTL.ARTL	2 410	552	718	717 OTH.POWR.GENRTNG.MACHNRY	700	3 682	2 395
273 STONE, SAND AND GRAVEL	10 309	348	225	721 AGRIC.MACHINES,EX.TRACTR	2 444	5 502	3 498
274 SULPHUR,UNRSTD.IRON PYRS	1 630	107	68	722 TRACTORS	1 787	1 721	1 137
278 OTHER CRUDE MINERALS	11 949	886	558	723 CIVIL ENGINEERING EQUIPT	16 168	22 582	14 404
282 FERROUS WASTE AND SCRAP	251 376	3 488	2 346	724 TEXTILE,LEATHER MACHINES	32 122	95 195	60 634
285 ALUMINIUM ORE,CONCTR.ETC	2 700	286	176	725 PAPER,PULP MILL MACHINES	4 572	10 691	6 808
291 CRUDE ANIMAL MATERLS,NES	1 406	2 515	1 647	726 PRINTING,BOOKBINDNG MACHS	7 758	27 312	17 412
292 CRUDE VEG.MATERIALS, NES	898	1 227	797	727 FOOD-PROCESS.MCH.NON DOM	4 311	15 272	9 753
322 BRIQUETTES,LIGNITE,PEAT	9 283	317	207	728 OTH.MACH.PTS,SPCL.INDUST	28 188	70 406	45 413
334 PETROLEUM PRODUCTS	8 861	1 581	1 002	731 METAL REMOVAL WORK TOOLS	7 434	7 862	5 108
335 RESIDUAL PETROL.PRODUCTS	59 237	2 628	1 630	733 MACH-TOOLS,METAL-WORKING	3 024	6 652	4 260
411 ANIMAL OILS AND FATS	551	109	70	735 PARTS,NES,FOR MACH-TOOLS	555	3 357	2 171
421 FIXED VEG.FAT,OILS, SOFT	867	159	102	737 METALWORKING MACHNRY NES	2 872	7 857	5 005
422 FIXED VEG.FAT,OILS,OTHER	867	186	121	741 HEATING,COOLNG EQUIP,PART	8 976	30 521	19 526
431 ANIMAL,VEG.FATS,OILS,NES	8 735	1 651	1 049	742 PUMPS FOR LIQUIDS,PARTS	8 804	29 654	19 313
511 HYDROCARBONS,NES,DERIVTS	9 207	983	633	743 PUMPS NES,CENTRIFUGS ETC	14 960	56 275	36 091
512 ALCOHOL,PHENOL,ETC.DERIV	13 248	2 501	1 587	744 MECHANICAL HANDLING EQUIP	4 968	11 201	7 202
513 CARBOXYLIC ACIDS,DERIVTS	41 116	7 428	4 768	745 OTH.NONELEC.MCH.TOOL,NES	5 893	28 947	18 420
514 NITROGEN-FUNCT.COMPOUNDS	11 032	8 178	5 215	746 BALL OR ROLLER BEARINGS	1 848	5 799	3 718
515 ORGAN-INOORGANIC COMPNDS	5 342	17 330	10 950	747 TAPS,COCKS,VALVES,ETC.	3 769	13 786	8 876
516 OTHER ORGANIC CHEMICALS	3 319	2 749	1 765	748 TRANSMISSIONS SHAFTS ETC	3 210	13 011	8 319
522 INORGANIC CHEM.ELEMENTS	33 415	5 257	3 361	749 NON-ELECT.MACH.PARTS,ETC	3 266	10 901	6 996
523 METAL.SALTS,INOORGAN.ACID	74 304	8 800	5 593	751 OFFICE MACHINES	1 160	3 498	2 252
524 OTHER CHEMICAL COMPOUNDS	8 535	1 688	1 059	752 AUTOMATC.DATA PROC.EQUIP	367	6 042	3 928
531 SYNTH.COLOURS,LAKE,ETC.	8 554	28 007	17 910	753 PARTS,FOR OFFICE MACHINS	514	1 414	914
532 DYEING,TANNING MATERIALS	5 459	1 109	706	761 TELEVISION RECEIVERS ETC	158	1 096	718
533 PIGMENTS, PAINTS, ETC.	23 486	9 815	6 256	762 RADIO-BROADCAST RECEIVER	10	207	130
541 MEDICINES,ETC.EXC.GRP542	2 124	21 093	13 549	763 SOUND RECORDER,PHONOGRPH	28	1 176	740
				764 TELECOMM.EQUIP.PARTS NES	2 293	51 273	33 153
				771 ELECT POWER MACHNRY.PARTS	5 556	9 213	5 864



## 7 IMPORTS AND EXPORTS (SPECIAL TRADE) BY COUNTRIES OF PRODUCTION AND CONSUMPTION AND BY GROUPS OF THE SITC-REV. III 1992

GROUP DESCRIPTION	DT = 100 KG	1 000 DM	1 000 \$	GROUP DESCRIPTION	DT = 100 KG	1 000 DM	1 000 \$
772 ELEC.SWITCH.RELAY.CIRCUT	15 476	86 049	54 733	592 STARCHES,INULIN,ETC.	2 928	911	611
773 ELECTR DISTRIBT.EQPT NES	5 186	7 832	5 022	597 PREPRD ADDITIVES,LIQUIDS	180	72	45
774 ELECTRO-MEDCL,XRAY EQUIP	442	10 863	6 982	598 MISC.CHEMICAL PRDCTS,NES	626	496	319
775 DOM.ELEC,NON-ELEC.EQUIPT	2 596	6 095	3 971	625 RUBBER TYRES,TUBES,ETC.	826	411	255
776 TRANSISTORS,VALVES,ETC.	310	1 231	794	629 ARTICLES OF RUBBER, NES	276	347	218
778 ELECTRIC.MACH.APPART.NES	37 893	33 478	21 546	635 WOOD MANUFACTURES, NES	17	47	30
781 PASS.MOTOR VEHCLS.EX.BUS	26 780	72 169	46 298	641 PAPER AND PAPERBOARD	19 354	2 757	1 756
782 GOODS,SPCL TRANSPORT VEH	10 493	12 475	7 996	642 PAPER,PAPERBOARD,CUT ETC	4 413	2 645	1 713
783 ROAD MOTOR VEHICLES NES	1 209	1 776	1 126	657 SPECIAL YARN,TXTL.FABRIC	12	67	41
784 PARTS,TRACTORS,MOTOR VEH	48 360	110 576	70 964	662 CLAY,REFRCT.CONSTR.MATRL	3 898	681	425
785 CYCLES,MOTORCYCLES ETC.	121	334	209	663 MINERAL MANUFACTURES,NES	208	179	114
786 TRAILERS,SEMI-TRAILER,ETC	4 791	2 703	1 734	665 GLASSWARE	338	173	115
791 RAILWAY VEHICLES.EQUIPNT	18 199	56 726	37 177	673 FLAT-ROLLED IRON ETC.	3 248	166	105
792 AIRCRAFT,ASSOCTD.EQUIPNT	362	4 749	3 022	674 FLAT-ROLLED PLATED IRON	8 746	1 987	1 232
793 SHIP,BOAT,FLOAT.STRUCTRS	37 387	3 002	2 036	675 FLAT-ROLLED, ALLOY STEEL	755	197	118
800 CPL IND PLANT CHAP 90/94	345	469	301	676 IRON,STL.BAR,SHAPES ETC.	895	114	76
811 PREFABRICATED BUILDINGS	84	144	97	679 TUBES,PIPES,ETC.IRON,STL	381	95	63
812 PLUMBNG,SANITRY,EQPT.ETC	185	210	134	683 NICKEL	42	136	87
813 LIGHTNG FIXTURES ETC.NES	650	4 160	2 728	684 ALUMINIUM	461	535	338
821 FURNITURE,CUSHIONS,ETC.	943	3 434	2 151	685 LEAD	3 356	637	427
831 TRUNK,SUITCASES,BAG,ETC	12	66	41	687 TIN	45	62	39
841 MENS,BOYS CLOTHING,X-KNIT	186	1 935	1 254	692 CONTAINERS,STORAGE,TRNSP	437	134	83
842 WOMEN,GIRL CLOTHING,XKNIT	33	1 706	1 087	694 NAILS,SCREWS,NUTS,ETC.	15	51	30
843 MENS,BOYS CLOTHING,KNIT	3	73	47	695 TOOLS	321	861	550
844 WOMEN,GIRLS CLOTHING,KNIT	3	190	124	696 CUTLERY	17	59	37
845 OTHR.TEXTILE APPAREL,NES	58	685	446	699 MANUFACTS.BASE METAL,NES	265	285	182
846 CLOTHING ACCESSRS,FABRIC	131	596	377	712 STEAM TURBINES	501	403	253
848 CLOTHING,NONTXTL;HEADGEAR	194	445	285	713 INTRNL COMBUS PSTN ENGIN	376	2 733	1 760
851 FOOTWEAR	147	425	273	716 ROTATING ELECTRIC PLANT	255	783	503
871 OPTICAL INSTRUMENTS,NES	78	2 124	1 376	721 AGRIC.MACHINES,EX.TRACTR	7 905	9 677	6 298
872 MEDICAL INSTRUMENTS NES	1 170	17 959	11 582	722 TRACTORS	188	157	100
873 METERS,COUNTERS,NES	99	1 789	1 126	723 CIVIL ENGINEERING EQUIPT	459	776	494
874 MEASURE,CONTROL INSTRMNT	2 256	34 515	22 381	724 TEXTILE,LEATHER MACHINES	25	498	319
881 PHOTOGRAPH APPAR.ETC.NES	243	1 980	1 277	725 PAPER,PULP MILL MACHINES	53	243	164
882 PHOTO.CINEMATOPGRPH.SUPPL	6 685	10 612	6 793	726 PRINTNG,BOOKBINDNG MACHS	112	689	455
884 OPTICAL GOODS NES	27	1 210	792	727 FOOD-PROCESS.MCH.NON DOM	353	955	628
885 WATCHES AND CLOCKS	84	575	363	728 OTH.MACH,PTS,SPCL INDUSTR	125	830	534
891 ARMS AND AMMUNITION	342	2 203	1 361	731 METAL REMOVAL WORK TOOLS	314	589	370
892 PRINTED MATTER	2 175	4 725	3 021	733 MACH-TOOLS,METAL-WORKING	43	48	30
893 ARTICLES,NES,OF PLASTICS	2 846	4 268	2 733	735 PARTS,NES,FOR MACH-TOOLS	21	83	55
894 BABY CARRIAGE,TOYS,GAMES	786	1 123	709	741 HEATNG,COOLNG EQUIP,PART	200	640	397
895 OFFICE,STATIONERY SUPPLS	1 158	3 495	2 263	742 PUMPS FOR LIQUIDS,PARTS	127	1 292	834
896 WORKS OF ART,ANTIQUE ETC	1	141	90	743 PUMPS NES,CENTRIFUGS ETC	602	2 248	1 430
897 GOLD,SILVERWARE,JEWEL NES	9	19 123	12 535	744 MECHANICAL HANDLING EQUIP	887	1 720	1 094
898 MUSICAL INSTRUMENTS,ETC.	66	443	285	745 OTH.NONELEC MCH,TOOL,NES	554	2 475	1 613
899 MISC MANUFCTRD GOODS NES	785	3 449	2 190	746 BALL OR ROLLER BEARINGS	12	122	78
941 COMPL IND PLANT CHAPT 99	2 711	10 341	6 532	747 TAPS,COCKS,VALVES,ETC.	64	601	393
971 GOLD,NONMONTY EXCL ORES		124	78	748 TRANSMISSIONS SHAFTS ETC	83	585	373
				749 NON-ELECT MACH,PARTS,ETC	96	209	130
SUDAN				751 OFFICE MACHINES	20	190	118
IMPORTS	154 635	45 230	29 124	752 AUTOMATC.DATA PROC.EQUIP	14	396	270
054 VEGETABLES	39 049	18 802	12 038	759 PARTS,FOR OFFICE MACHINS	16	294	194
057 FRUIT,NUTS EXCL.OIL NUTS	165	54	32	764 TELECOMM.EQUIP.PARTS NES	61	2 553	1 673
081 ANIMAL FEED STUFF	5 014	224	146	771 ELECT POWER MACHNY.PARTS	67	64	41
211 HIDES,SKINS(EX.FURS),RAW	8	54	34	772 ELEC.SWITCH.RELAY.CIRCUT	82	502	326
222 OILSEED(SFT.FIX VEG.OIL)	1 775	246	152	773 ELECTR DISTRIBT.EQPT NES	938	812	516
263 COTTON	73 545	12 155	7 908	774 ELECTRO-MEDCL,XRAY EQUIP	71	412	255
288 NON-FERROUS WASTE,SCRAP	1 020	229	155	778 ELECTRIC.MACH.APPART.NES	767	2 001	1 325
292 CRUDE VEG.MATERIALS, NES	32 345	12 601	8 110	781 PASS.MOTOR VEHCLS.EX.BUS	956	4 078	2 593
611 LEATHER	5	65	43	782 GOODS,SPCL TRANSPORT VEH	18 656	28 364	18 019
716 ROTATING ELECTRIC PLANT	205	204	129	783 ROAD MOTOR VEHICLES NES	1 625	1 460	880
778 ELECTRIC.MACH.APPART.NES	2	69	47	784 PARTS,TRACTORS,MOTOR VEH	1 564	5 029	3 283
				786 TRAILERS,SEMI-TRAILER,ETC	907	457	299
				791 RAILWAY VEHICLES.EQUIPNT	144	1 491	1 000
EXPORTS	178 124	119 122	76 385	792 AIRCRAFT,ASSOCTD.EQUIPNT	1	110	70
001 LIVE ANIMALS	687	321	203	813 LIGHTNG FIXTURES ETC.NES	186	103	68
022 MILK AND CREAM	14 640	4 481	2 994	821 FURNITURE,CUSHIONS,ETC.	127	174	115
025 EGGS,BIRDS,YOLKS,ALBUMIN	421	293	183	872 MEDICAL INSTRUMENTS NES	320	676	437
037 FISH ETC.PREPD,PRSD,NES	3 100	1 629	1 035	873 METERS,COUNTERS,NES	3	90	61
061 SUGARS,MOLASSES,HONEY	11 011	583	368	874 MEASURE,CONTROL INSTRMNT	15	554	347
098 EDIBLE PROD.PREPRTRS,NES	82	70	44	881 PHOTOGRAPH APPAR.ETC.NES	8	77	47
232 SYNTHETIC RUBBER, ETC.	318	68	44	882 PHOTO.CINEMATOPGRPH.SUPPL	116	177	110
278 OTHER CRUDE MINERALS	875	58	39	892 PRINTED MATTER	53	147	96
292 CRUDE VEG.MATERIALS, NES	321	351	224	893 ARTICLES,NES,OF PLASTICS	26	56	35
334 PETROLEUM PRODUCTS	306	124	77	899 MISC MANUFCTRD GOODS NES	120	258	164
335 RESIDUAL PETROL.PRODUCTS	1 549	238	147				
411 ANIMAL OILS AND FATS	198	68	42	MAURITANIA			
421 FIXED VEG.FAT,OILS, SOFT	4 074	464	313	IMPORTS	3 458 299	17 607	11 214
512 ALCOHOL,PHENOL,ETC.DERIV	263	49	33	034 FISH,FRESH,CHILLED,FROZD	1 017	250	159
513 CARBOXYLIC ACIDS,DERIVS	89	75	49	072 COCOA	244	74	47
514 NITROGEN-FUNCT.COMPOUNDS	137	50	33	112 ALCOHOLIC BEVERAGES	131	53	34
515 ORGANO-INORGANIC CMPNDS	35	99	62	281 IRON ORE, CONCENTRATES	3 456 150	17 045	10 851
516 OTHER ORGANIC CHEMICALS	46	82	53	EXPORTS	138 751	52 370	33 536
522 INORGANIC CHEM.ELEMENTS	32 025	2 308	1 469	022 MILK AND CREAM	96 763	11 209	7 202
523 METAL.SALTS,INORGAN.ACID	4 797	297	189	037 FISH ETC.PREPD,PRSD,NES	493	267	184
524 OTHER CHEMICAL COMPOUNDS	550	76	51	061 SUGARS,MOLASSES,HONEY	1 579	86	55
531 SYNTH.COLOURS,LAKES,ETC.	139	393	247	091 MARGARINE AND SHORTENING	1 575	356	225
532 DYEING,TANNING MATERIALS	1 473	260	172	122 TOBACCO, MANUFACTURED	502	799	515
533 PIGMENTS, PAINTS, ETC.	915	356	220	269 WORN CLOTHING,TEXTL.ARTL	1 028	309	200
541 MEDICINES,ETC.EXC.GRP542	69	521	327	334 PETROLEUM PRODUCTS	78	46	31
542 MEDICAMENTS	493	1 804	1 152	335 RESIDUAL PETROL.PRODUCTS	3 919	628	402
551 ESSNTL.OIL,PERFUME,FLAVR	211	300	193	515 ORGANO-INORGANIC CMPNDS		55	35
553 PERFUMERY,COSMETICS,ETC.	62	82	51	522 INORGANIC CHEM.ELEMENTS	800	51	32
554 SOAP,CLEANERS,POLISH,ETC	1 038	395	247	533 PIGMENTS, PAINTS, ETC.	176	98	67
575 OTH.PLASTIC,PRIMARY FORM	303	200	125	554 SOAP,CLEANERS,POLISH,ETC	165	83	55
582 PLASTIC PLATE,SHEETS,ETC	255	208	129				
591 INSECTICIDES, ETC.	5 137	5 035	3 233				



## 7 IMPORTS AND EXPORTS (SPECIAL TRADE) BY COUNTRIES OF PRODUCTION AND CONSUMPTION AND BY GROUPS OF THE SITC-REV. III 1992

GROUP DESCRIPTION	DT = 100 KG	1 000 DM	1 000 \$	GROUP DESCRIPTION	DT = 100 KG	1 000 DM	1 000 \$
582 PLASTIC PLATE,SHEETS,ETC	76	118	77	749 NON-ELECT MACH.PARTS,ETC	24	76	49
592 STARCHES,INULIN,ETC.	117	106	68	764 TELECOMM.EQUIP.PARTS NES		110	71
597 PREPRD ADDITIVES,LIQUIDS	211	145	91	772 ELEC.SWITCH,RELAY,CIRCUIT	3	138	85
598 MISC.CHEMICAL PRODS,NES	322	80	48	774 ELECTRO-MEDCL,XRAY EQUIP	11	92	56
621 MATERIALS OF RUBBER	219	243	160	776 TRANSISTORS,VALVES,ETC.	2	281	183
625 RUBBER TYRES,TUBES,ETC.	367	351	222	778 ELECTRIC.MACH.APPART.NES	560	479	306
629 ARTICLES OF RUBBER, NES	50	96	61	781 PASS.MOTOR VEHCLS.EX.BUS	361	972	625
641 PAPER AND PAPERBOARD	424	46	30	782 GOODS,SPCL TRANSPORT VEH	705	809	498
652 COTTON FABRICS, WOVEN	1 377	2 845	1 811	784 PARTS,TRACTORS,MOTOR VEH	261	602	386
653 FABRICS,MAN-MADE FIBRES	251	143	91	785 CYCLES,MOTORCYCLES ETC.	98	413	279
658 TEXTILE ARTICLES NES	176	94	58	813 LIGHTING FIXTURES ETC.NES	98	132	89
659 FLOOR COVERINGS, ETC.	171	96	58	874 MEASURE,CONTROL INSTRMNT	4	143	91
661 LIME,CEMENT,CONSTR.MATRL	10 011	182	116	892 PRINTED MATTER	615	226	148
662 CLAY,REFRCT.CONSTR.MATRL	434	60	38				
675 FLAT-ROLLED, ALLOY STEEL	1 084	128	78	BURKINA FASO			
699 MANUFACTS.BASE METAL,NES	31	73	50				
713 INTRNL COMBUS PSTN ENGIN	156	1 583	1 028	IMPORTS	26 988	7 957	5 304
716 ROTATING ELECTRIC PLANT	18	45	30				
718 OTH.POWR.GENRTNG.MACHNRY	28	122	79	057 FRUIT,NUTS EXCL.OIL NUTS	183	86	56
721 AGRIC.MACHINES,EX.TRACTR	421	884	596	263 COTTON	26 657	6 935	4 651
723 CIVIL ENGINEERING EQUIPT	1 496	3 257	2 118	899 MISC MANUFCTRD GOODS NES	72	184	122
724 TEXTILE,LEATHER MACHINES	113	186	118				
727 FOOD-PROCESS.MCH.NON DOM	48	152	99	EXPORTS	65 237	24 960	15 752
728 OTH.MACH.PTS,SPCL INDUST	179	695	454				
735 PARTS,NES,FOR MACH-TOOLS	6	88	56	022 MILK AND CREAM	2 265	513	323
742 PUMPS FOR LIQUIDS,PARTS	128	708	447	061 SUGARS,MOLASSES,HONEY	30 402	1 372	834
743 PUMPS NES,CENTRIFUGS ETC	57	136	83	122 TOBACCO, MANUFACTURED	320	72	46
744 MECHANICAL HANDLING EQUIP	4 004	11 558	7 313	292 CRUDE VEG.MATERIALS, NES	58	168	106
745 OTH.NONELEC MCH,TOOL,NES	16	82	54	335 RESIDUAL PETROL.PRODUCTS	484	70	44
747 TAPS,COCKS,VALVES,ETC.	8	105	67	514 NITROGEN-FUNCT.COMPOUNDS	182	65	41
748 TRANSMISSIONS SHAFTS ETC	43	305	197	522 INORGANIC CHEM.ELEMENTS	11 040	638	404
749 NON-ELECT MACH.PARTS,ETC	19	95	59	541 MEDICINES,ETC.EXC.GRPS42	6	145	89
751 OFFICE MACHINES	15	65	42	542 MEDICAMENTS	54	111	74
764 TELECOMM.EQUIP.PARTS NES	3	62	40	551 ESSNTL.OIL,PERFUME,FLAVR	16	85	51
772 ELEC.SWITCH,RELAY,CIRCUIT	69	152	101	554 SOAP,CLEANERS,POLISH,ETC	336	119	78
773 ELECTR.DISTRIBT.EQPT NES	722	1 354	913	574 POLYACETAL,POLYCARBONATE	200	134	89
776 TRANSISTORS,VALVES,ETC.	10	67	43	575 OTH.PLASTIC,PRIMARY FORM	334	310	205
778 ELECTRIC.MACH.APPART.NES	484	703	441	581 PLASTIC TUBE,PIPE,HOSE	265	103	63
781 PASS.MOTOR VEHCLS.EX.BUS	721	940	623	582 PLASTIC PLATE,SHEETS,ETC	176	162	110
782 GOODS,SPCL TRANSPORT VEH	2 151	3 521	2 182	591 INSECTICIDES, ETC.	585	1 049	643
783 ROAD MOTOR VEHICLES NES	104	235	141	598 MISC.CHEMICAL PRODS,NES	2 134	389	246
784 PARTS,TRACTORS,MOTOR VEH	509	1 244	796	625 RUBBER TYRES,TUBES,ETC.	154	121	77
786 TRAILERS,SEMI-TRAIL,ETC	2 272	1 501	972	629 ARTICLES OF RUBBER, NES	16	113	74
791 RAILWAY VEHICLES.EQUIPNT	59	1 330	865	641 PAPER AND PAPERBOARD	1 794	218	143
874 MEASURE,CONTROL INSTRMNT	1	108	72	642 PAPER,PAPERBOARD,CUT ETC	185	156	99
892 PRINTED MATTER	52	789	494	652 COTTON FABRICS, WOVEN	561	772	510
				653 FABRICS,MAN-MADE FIBRES	737	412	266
MALI				655 KNIT.CROCHET.FABRIC NES	100	125	81
IMPORTS	77 138	16 601	10 571	657 SPECIAL YARN,TXTL.FABRIC	173	217	138
263 COTTON	76 573	16 324	10 392	663 MINERAL MANUFACTURES,NES	66	48	30
782 GOODS,SPCL TRANSPORT VEH	60	80	55	674 FLAT-ROLLED PLATED IRON	734	172	107
EXPORTS	112 263	32 758	20 702	695 TOOLS	143	196	127
022 MILK AND CREAM	2 672	740	467	699 MANUFACTS.BASE METAL,NES	1 764	322	204
037 FISH ETC.PREPD,PRSDV,NES	2 307	1 207	781	713 INTRNL COMBUS PSTN ENGIN	150	594	386
061 SUGARS,MOLASSES,HONEY	56 767	2 556	1 602	716 ROTATING ELECTRIC PLANT	61	251	159
112 ALCOHOLIC BEVERAGES	542	83	56	718 OTH.POWR.GENRTNG.MACHNRY	1 116	6 213	3 834
292 CRUDE VEG.MATERIALS, NES	33	52	32	721 AGRIC.MACHINES,EX.TRACTR	15	115	73
335 RESIDUAL PETROL.PRODUCTS	1 234	160	104	722 TRACTORS	405	609	382
431 ANIMAL,VEG.FATS,OILS,NES	993	103	68	724 TEXTILE,LEATHER MACHINES	78	475	314
513 CARBOXYLIC ACIDS,DERIVTS	677	106	66	728 OTH.MACH.PTS,SPCL INDUST	6	108	68
514 NITROGEN-FUNCT.COMPOUNDS	828	273	177	742 PUMPS FOR LIQUIDS,PARTS	34	262	167
515 ORGANO-INORGANIC COMPNDS	208	336	217	743 PUMPS NES,CENTRIFUGS ETC	119	295	187
522 INORGANIC CHEM.ELEMENTS	17 081	942	600	744 MECHANICAL HANDLING EQUIP	32	79	50
523 METAL, SALTS, INORGAN.ACID	6 234	430	277	745 OTH.NONELEC MCH,TOOL,NES	27	257	167
531 SYNTH.COLOURS,LAKES,ETC.	60	282	176	747 TAPS,COCKS,VALVES,ETC.	128	306	207
533 PIGMENTS, PAINTS, ETC.	411	104	69	749 NON-ELECT MACH.PARTS,ETC	32	120	76
542 MEDICAMENTS	22	104	66	751 OFFICE MACHINES	57	266	171
551 ESSNTL.OIL,PERFUME,FLAVR	21	60	38	752 AUTOMATC.DATA PROC.EQUIP	2	214	134
571 POLYMERS OF ETHYLENE	320	64	39	764 TELECOMM.EQUIP.PARTS NES	22	430	273
574 POLYACETAL,POLYCARBONATE	917	228	144	776 TRANSISTORS,VALVES,ETC.	7	507	331
575 OTH.PLASTIC,PRIMARY FORM	113	56	36	778 ELECTRIC.MACH.APPART.NES	8	56	30
581 PLASTIC TUBE,PIPE,HOSE	338	130	87	781 PASS.MOTOR VEHCLS.EX.BUS	240	730	462
582 PLASTIC PLATE,SHEETS,ETC	138	143	95	782 GOODS,SPCL TRANSPORT VEH	2 527	1 279	810
591 INSECTICIDES, ETC.	302	791	499	784 PARTS,TRACTORS,MOTOR VEH	216	464	294
598 MISC.CHEMICAL PRODS,NES	4 840	390	240	785 CYCLES,MOTORCYCLES ETC.	203	100	62
625 RUBBER TYRES,TUBES,ETC.	1 350	308	198	786 TRAILERS,SEMI-TRAIL,ETC	964	408	258
629 ARTICLES OF RUBBER, NES	40	238	155	791 RAILWAY VEHICLES.EQUIPNT	100	179	111
641 PAPER AND PAPERBOARD	442	350	225	872 MEDICAL INSTRUMENTS NES	8	99	62
642 PAPER,PAPERBOARD,CUT ETC	91	67	46	874 MEASURE,CONTROL INSTRMNT	10	152	96
652 COTTON FABRICS, WOVEN	2 448	11 811	7 358	882 PHOTO.CINEMATOGPH.SUPPL	27	71	44
653 FABRICS,MAN-MADE FIBRES	76	153	92	893 ARTICLES,NES,OF PLASTICS	32	71	44
655 KNIT.CROCHET.FABRIC NES	283	132	81	895 OFFICE,STATIONERY SUPPLS	79	180	109
664 GLASS	938	89	58	898 MUSICAL INSTRUMENTS,ETC.	11	84	55
665 GLASSWARE	6	205	130				
667 PEARLS,PRECIOUS STONES	.	.	.	NIGER			
713 INTRNL COMBUS PSTN ENGIN	48	316	202	IMPORTS	372	332	217
716 ROTATING ELECTRIC PLANT	29	70	45				
722 TRACTORS	396	363	242	292 CRUDE VEG.MATERIALS, NES	211	78	52
726 PRINTNG,BOOKBINDNG MACHS	106	150	93	EXPORTS	141 977	28 837	18 448
727 FOOD-PROCESS.MCH.NON DOM	5	50	33				
728 OTH.MACH.PTS,SPCL INDUST	352	2 021	1 268	022 MILK AND CREAM	4 372	1 307	821
742 PUMPS FOR LIQUIDS,PARTS	152	256	167	037 FISH ETC.PREPD,PRSDV,NES	953	466	295
743 PUMPS NES,CENTRIFUGS ETC	149	218	135	046 MEAL,FLOUR OF WHEAT,MSLN	85 857	3 852	2 469
744 MECHANICAL HANDLING EQUIP	85	71	45	061 SUGARS,MOLASSES,HONEY	4 955	234	157
745 OTH.NONELEC MCH,TOOL,NES	15	95	62	269 WORN CLOTHING,TEXTL.ARTL	688	82	55
				522 INORGANIC CHEM.ELEMENTS	5 832	374	243
				523 METAL, SALTS, INORGAN.ACID	12 283	361	232



## 7 IMPORTS AND EXPORTS (SPECIAL TRADE) BY COUNTRIES OF PRODUCTION AND CONSUMPTION AND BY GROUPS OF THE SITC-REV. III 1992

GROUP DESCRIPTION	DT = 100 KG	1 000 DM	1 000 \$	GROUP DESCRIPTION	DT = 100 KG	1 000 DM	1 000 \$
531 SYNTH.COLOURS,LAKES,ETC.	107	389	246	874 MEASURE,CONTROL INSTRMNT	6	298	188
575 OTH.PLASTIC,PRIMARY FORM	122	96	61				
581 PLASTIC TUBE,PIPE,HOSE	1 016	368	249	SENEGAL			
598 MISC.CHEMICAL PROOTS,NES	1 068	648	400				
625 RUBBER TYRES,TUBES,ETC.	502	232	151	IMPORTS	62 230	21 067	13 499
641 PAPER AND PAPERBOARD	225	74	49				
652 COTTON FABRICS, WOVEN	2 440	7 585	4 823	001 LIVE ANIMALS	20	176	113
653 FABRICS,MAN-MADE FIBRES	585	298	187	034 FISH,FRESH,CHILLED,FROZN	5 686	5 565	3 551
655 KNIT,CROCHET,FABRIC NES	74	149	90	036 CRUSTACEANS,MOLLUSCS ETC	1 492	1 455	924
664 GLASS	1 185	142	90	054 VEGETABLES	6 919	2 638	1 636
679 TUBES,PIPES,ETC. IRON,STL	3 716	658	447	057 FRUIT,NUTS EXCL.OIL NUTS	1 810	438	274
695 TOOLS	21	79	49	222 OILSEED(SFT.FIX VEG.OIL)	4 058	575	374
716 ROTATING ELECTRIC PLANT	113	450	283	263 COTTON	14 696	3 701	2 413
725 PAPER,PULP MILL MACHINES	7	48	32	288 NON-FERROUS WASTE,SCRAP	180	54	34
727 FOOD-PROCESS.MCH.NON DOM	33	47	31	292 CRUDE VEG.MATERIALS, NES	969	532	340
742 PUMPS FOR LIQUIDS,PARTS	10	108	71	421 FIXED VEG.FAT,OILS, SOFT	25 726	3 081	1 946
743 PUMPS NES,CENTRIFUGS ETC	20	46	30	431 ANIMAL,VEG.FATS,OILS,NES	180	79	50
745 OTH.NONELEC MCH,TOOL,NES	22	143	92	634 VENEERS, PLYWOOD, ETC.	220	118	82
747 TAPS,COCKS,VALVES,ETC.	46	156	105	658 TEXTILE ARTICLES NES	28	53	33
749 NON-ELECT MACH.PARTS,ETC	14	52	33	742 PUMPS FOR LIQUIDS,PARTS	17	1 993	1 337
764 TELECOMM.EQUIP.PARTS NES	4	273	176	874 MEASURE,CONTROL INSTRMNT	2	53	33
772 ELEC.SWITCH.RELAY.CIRCUIT	14	151	102	898 MUSICAL INSTRUMENTS,ETC.	65	81	52
776 TRANSISTORS,VALVES,ETC.	3	59	38				
778 ELECTRIC.MACH.APPART,NES	13	53	32	EXPORTS	162 196	60 275	38 527
781 PASS.MOTOR VEHCLS.EX.BUS	8 205	3 649	2 309				
782 GOODS,SPCL TRANSPORT VEH	3 082	1 610	1 032	011 BOVINE MEAT	382	135	85
783 ROAD MOTOR VEHICLES NES	885	117	72	022 MILK AND CREAM	16 477	3 861	2 494
784 PARTS,TRACTORS,MOTOR VEH	823	1 801	1 166	024 CHEESE AND CURD	143	80	53
786 TRAILERS,SEMI-TRAILR,ETC	680	187	113	048 CEREAL PREPARATIONS	959	144	91
792 AIRCRAFT,ASOCTD.EQUIPNT	2	92	58	054 VEGETABLES	40	54	35
821 FURNITURE,CUSHIONS,ETC.	14	120	77	061 SUGARS,MOLASSES,HONEY	9 111	415	259
872 MEDICAL INSTRUMENTS NES	8	62	41	091 MARGARINE AND SHORTENING	565	97	61
874 MEASURE,CONTROL INSTRMNT	16	342	221	098 EDIBLE PROD.PREPRNTS,NES	2 003	734	468
882 PHOTO.CINEMATOGPH.SUPPL	63	215	144	122 TOBACCO, MANUFACTURED	2 896	3 184	2 084
893 ARTICLES,NES,OF PLASTICS	64	89	58	232 SYNTHETIC RUBBER, ETC.	350	175	111
895 OFFICE,STATIONERY SUPPLS	118	286	187	292 CRUDE VEG.MATERIALS, NES	24	86	55
				334 PETROLEUM PRODUCTS	81	54	34
CHAD				335 RESIDUAL PETROL.PRODUCTS	2 049	272	176
IMPORTS	122 313	27 954	17 869	421 FIXED VEG.FAT,OILS, SOFT	44 746	3 216	2 180
263 COTTON	122 200	27 874	17 821	431 ANIMAL,VEG.FATS,OILS,NES	979	143	89
292 CRUDE VEG.MATERIALS, NES	100	54	33	512 ALCOHOL,PHENOL,ETC.DERIV	658	126	82
EXPORTS	26 914	7 086	4 519	513 CARBOXYLIC ACIDS,DERIVTS	3 925	491	301
				514 NITROGEN-FUNCT.COMPOUNDS	991	367	230
581 PLASTIC TUBE,PIPE,HOSE	975	221	137	515 ORGANO-INORGANIC COMPNDS	511	338	207
582 PLASTIC PLATE,SHEETS,ETC	140	131	86	522 INORGANIC CHEM.ELEMENTS	444	121	79
591 INSECTICIDES, ETC.	14	85	59	523 METAL. SALTS, INORGAN. ACID	13 781	520	332
661 LIME,CEMENT,CONSTR.MATRL	900	81	54	531 SYNTH.COLOURS,LAKES,ETC.	800	2 459	1 556
679 TUBES,PIPES,ETC. IRON,STL	21 345	4 038	2 570	541 MEDICINES,ETC.EXC.GRP542	16	145	88
691 METALLIC STRUCTURES NES	1 240	186	117	542 MEDICAMENTS	64	61	39
722 TRACTORS	79	109	75	554 SOAP,CLEANERS,POLISH,ETC	1 205	547	347
723 CIVIL ENGINEERING EQUIPT	83	114	79	571 POLYMERS OF ETHYLENE	2 044	328	216
731 METAL REMOVAL WORK TOOLS	34	238	143	572 POLYMERS OF STYRENE	2 603	586	377
741 HEATING,COOLING EQUIP,PART	14	62	41	574 POLYACETAL,POLYCARBONATE	268	156	97
747 TAPS,COCKS,VALVES,ETC.	112	164	99	575 OTH.PLASTIC,PRIMARY FORM	4 099	1 091	692
752 AUTOMATC.DATA PROC.EQUIP	6	82	54	582 PLASTIC PLATE,SHEETS,ETC	127	91	59
778 ELECTRIC.MACH.APPART,NES	25	92	59	583 MONOFILAMENT OF PLASTICS	356	266	174
781 PASS.MOTOR VEHCLS.EX.BUS	41	150	96	591 INSECTICIDES, ETC.	480	453	287
782 GOODS,SPCL TRANSPORT VEH	47	77	53	592 STARCHES,INULIN,ETC.	420	298	190
784 PARTS,TRACTORS,MOTOR VEH	51	195	124	597 PREPRD ADDITIVES,LIQUIDS	239	128	83
874 MEASURE,CONTROL INSTRMNT	3	84	53	598 MISC.CHEMICAL PROOTS,NES	5 187	1 238	794
CAPE VERDE				625 RUBBER TYRES,TUBES,ETC.	3 209	978	635
IMPORTS	111	173	106	629 ARTICLES OF RUBBER, NES	59	124	77
036 CRUSTACEANS,MOLLUSCS ETC	11	61	38	641 PAPER AND PAPERBOARD	11 963	1 358	870
EXPORTS	104 340	20 676	13 098	642 PAPER,PAPERBOARD,CUT ETC	1 198	402	254
022 MILK AND CREAM	3 800	1 560	985	652 COTTON FABRICS, WOVEN	1 590	8 350	5 237
042 RICE	7 105	321	217	653 FABRICS,MAN-MADE FIBRES	312	273	172
058 FRUIT,PRESERVED,PREPARED	107	69	45	655 KNIT.CROCHET.FABRIC NES	224	112	74
061 SUGARS,MOLASSES,HONEY	71 620	5 502	3 448	657 SPECIAL YARN,TXTL.FABRIC	311	146	95
081 ANIMAL FEED STUFF	3 060	272	173	662 CLAY,REFRCT.CONSTR.MATRL	1 530	215	136
112 ALCOHOLIC BEVERAGES	635	93	59	663 MINERAL MANUFACTURES,NES	160	91	58
292 CRUDE VEG.MATERIALS, NES	15	62	39	664 GLASS	1 488	215	143
421 FIXED VEG.FAT,OILS, SOFT	9 305	1 078	689	665 GLASSWARE	241	100	64
581 PLASTIC TUBE,PIPE,HOSE	6 696	1 115	729	673 FLAT-ROLLED IRON ETC.	4 123	155	103
625 RUBBER TYRES,TUBES,ETC.	178	146	97	675 FLAT-ROLLED, ALLOY STEEL	734	108	72
695 TOOLS	11	98	60	676 IRON,STL.BAR,SHAPES ETC.	1 896	226	136
713 INTRNL COMBUS PSTN ENGIN	159	1 198	747	678 WIRE OF IRON OR STEEL	292	50	31
714 ENGINES,MOTORS NON-ELECT		50	31	679 TUBES,PIPES,ETC. IRON,STL	1 089	137	95
716 ROTATING ELECTRIC PLANT	26	80	51	684 ALUMINIUM	82	125	79
723 CIVIL ENGINEERING EQUIPT	40	176	118	693 WIRE PRODUCTS EXCL.ELECT	232	81	51
741 HEATING,COOLING EQUIP,PART	15	60	37	694 NAILS,SCREWS,NUTS,ETC.	36	85	53
742 PUMPS FOR LIQUIDS,PARTS	57	149	95	695 TOOLS	70	215	129
745 OTH.NONELEC MCH,TOOL,NES	6	49	30	699 MANUFACTS.BASE METAL,NES	82	209	131
749 NON-ELECT MACH.PARTS,ETC	15	52	35	711 STEAM GENER. BOILERS,ETC.	334	325	198
751 OFFICE MACHINES	10	79	50	713 INTRNL COMBUS PSTN ENGIN	692	1 526	975
764 TELECOMM.EQUIP.PARTS NES	2	206	129	716 ROTATING ELECTRIC PLANT	80	72	46
772 ELEC.SWITCH.RELAY.CIRCUIT	4	71	46	721 AGRIC.MACHINES,EX.TRACTR	554	707	446
778 ELECTRIC.MACH.APPART,NES	230	213	138	722 TRACTORS	131	103	65
781 PASS.MOTOR VEHCLS.EX.BUS	66	137	85	723 CIVIL ENGINEERING EQUIPT	266	700	452
782 GOODS,SPCL TRANSPORT VEH	134	139	93	724 TEXTILE,LEATHER MACHINES	140	465	289
792 AIRCRAFT,ASOCTD.EQUIPNT	42	6 092	3 856	726 PRINTNG,BOOKBINDNG MACHS	12	131	85
821 FURNITURE,CUSHIONS,ETC.	80	151	94	727 FOOD-PROCESS.MCH.NON DOM	42	109	67
				728 OTH.MACH.PTS,SPCL INDUST	255	1 366	896
				735 PARTS,NES,FOR MACH-TOOLS	2	77	48
				741 HEATING,COOLING EQUIP,PART	226	377	250
				742 PUMPS FOR LIQUIDS,PARTS	63	4 278	2 699
				743 PUMPS NES,CENTRIFUGS ETC	388	689	440
				744 MECHANICAL HANDLING EQUIP	215	316	208
				745 OTH.NONELEC MCH,TOOL,NES	82	361	233
				747 TAPS,COCKS,VALVES,ETC.	61	102	63



## 7 IMPORTS AND EXPORTS (SPECIAL TRADE) BY COUNTRIES OF PRODUCTION AND CONSUMPTION AND BY GROUPS OF THE SITC-REV. III 1992

GROUP DESCRIPTION	DT = 100 KG	1 000 DM	1 000 \$	GROUP DESCRIPTION	DT = 100 KG	1 000 DM	1 000 \$
748 TRANSMISSIONS SHAFTS ETC	30	198	125	625 RUBBER TYRES, TUBES, ETC.	58	63	42
749 NON-ELECT MACH. PARTS, ETC	82	149	94	652 COTTON FABRICS, WOVEN	51	271	171
751 OFFICE MACHINES	32	176	110	691 METALLIC STRUCTURES NES	120	87	60
752 AUTOMATC. DATA PROC. EQUIP	3	51	33	695 TOOLS	26	49	34
764 TELECOMM. EQUIP. PARTS NES	5	101	64	726 PRINTNG, BOOKBINDNG MACHS	3	114	79
771 ELECT POWER MACHNY. PARTS	4	88	58	752 AUTOMATC. DATA PROC. EQUIP	3	129	90
772 ELEC. SWITCH. RELAY. CIRCUIT	258	900	557	764 TELECOMM. EQUIP. PARTS NES	19	362	241
773 ELECTR. DISTRIB. EQPT NES	62	341	206	778 ELECTRIC. MACH. APPART. NES	281	197	126
778 ELECTRIC. MACH. APPART. NES	253	719	458	782 GOODS, SPCL. TRANSPORT VEH	71	52	31
781 PASS. MOTOR VEHCLS. EX. BUS	872	1 639	1 050	784 PARTS, TRACTORS, MOTOR VEH	137	330	213
782 GOODS, SPCL. TRANSPORT VEH	1 265	680	426	785 CYCLES, MOTORCYCLES ETC.	39	59	38
784 PARTS, TRACTORS, MOTOR VEH	482	1 185	765	786 TRAILERS, SEMI-TRAILR, ETC	244	158	106
785 CYCLES, MOTORCYCLES ETC.	9	50	34				
786 TRAILERS, SEMI-TRAILR, ETC	100	92	58	GUINEA			
792 AIRCRAFT, ASSC'D. EQUIPNT	3	1 981	1 243	IMPORTS	7 740 900	52 947	34 280
793 SHIP, BOAT, FLOAT, STRUCTRS	2 199	204	125				
813 LIGHTING FIXTURES ETC. NES	180	475	314	034 FISH, FRESH, CHILLED, FROZN	5	71	45
821 FURNITURE, CUSHIONS, ETC.	85	187	117	057 FRUIT, NUTS EXCL. OIL NUTS	897	231	142
845 OTHR. TEXTILE APPAREL, NES	4	71	48	071 COFFEE, COFFEE SUBSTITUTE	12 399	2 056	1 322
872 MEDICAL INSTRUMENTS NES	19	160	97	072 COCOA	11 882	2 394	1 533
874 MEASURE, CONTROL INSTRMNT	8	1 417	947	085 COTTON	3 015	631	412
882 PHOTO. CINEMATOGPH. SUPPL	61	57	35	263 ALUMINIUM ORE, CONCTR. ETC	7 711 464	47 082	30 516
891 ARMS AND AMMUNITION	13	71	42	285 CRUDE VEG. MATERIALS, NES	325	100	63
893 ARTICLES, NES, OF PLASTICS	92	131	85	667 PEARLS, PRECIOUS STONES	-	-	-
895 OFFICE, STATIONERY SUPPLS	48	144	87	EXPORTS	314 154	41 809	26 583
898 MUSICAL INSTRUMENTS, ETC.	18	56	36				
GAMBIA				022 MILK AND CREAM	10 559	1 829	1 194
IMPORTS	943	836	538	037 FISH ETC. PREPD, PRSVD. NES	665	389	262
034 FISH, FRESH, CHILLED, FROZN	112	91	57	061 SUGARS, MOLASSES, HONEY	66 348	2 865	1 811
036 CRUSTACEANS, MOLLUSCS ETC	564	583	376	098 EDIBLE PROD. PREPRPTS, NES	30	81	50
EXPORTS	76 213	23 296	14 825	111 NON-ALCOHOL. BEVERAGE, NES	1 068	106	70
022 MILK AND CREAM	6 120	1 088	685	112 ALCOHOLIC BEVERAGES	20 161	2 998	1 952
024 CHEESE AND CURD	65	74	46	122 TOBACCO, MANUFACTURED	1 372	1 526	973
046 MEAL, FLOUR OF WHEAT, MSLN	9 925	319	214	269 WORN CLOTHING, TEXTL. ARTL	4 076	1 072	682
061 SUGARS, MOLASSES, HONEY	23 934	1 043	660	334 PETROLEUM PRODUCTS	570	188	124
081 ANIMAL FEED STUFF	4 821	267	170	421 FIXED VEG. FAT, OILS, SOFT	25 089	3 016	1 886
098 EDIBLE PROD. PREPRPTS, NES	436	220	139	511 HYDROCARBONS, NES, DERIVTS	707	55	33
112 ALCOHOLIC BEVERAGES	5 051	749	473	516 OTHER ORGANIC CHEMICALS	2 638	164	105
335 RESIDUAL PETROL. PRODUCTS	403	69	44	522 INORGANIC CHEM. ELEMENTS	150 884	3 071	1 950
421 FIXED VEG. FAT, OILS, SOFT	2 567	296	188	531 SYNTH. COLOURS, LAKES, ETC.	192	702	444
431 ANIMAL, VEG. FATS, OILS, NES	1 946	140	91	533 PIGMENTS, PAINTS, ETC.	110	88	56
513 CARBOXYLIC ACIDS, DERIVTS	99	67	41	554 SOAP, CLEANERS, POLISH, ETC	56	58	39
522 INORGANIC CHEM. ELEMENTS	3 508	271	174	581 PLASTIC TUBE, PIPE, HOSE	395	280	177
523 METAL. SALTS, INORGAN. ACID	204	46	31	582 PLASTIC PLATE, SHEETS, ETC	95	82	54
531 SYNTH. COLOURS, LAKES, ETC.	527	1 670	1 097	592 STARCHES, INULIN, ETC.	289	84	53
533 PIGMENTS, PAINTS, ETC.	95	60	38	597 PREPD ADDITIVES, LIQUIDS	182	64	40
541 MEDICINES, ETC. EXC. GRP42	12	64	40	598 MISC. CHEMICAL PRDCTS. NES	176	102	67
542 MEDICAMENTS	34	53	32	625 RUBBER TYRES, TUBES, ETC.	859	341	218
551 ESSNTL. OIL, PERFUME, FLAVR	35	55	33	642 PAPER, PAPERBOARD, CUT ETC	264	141	85
581 PLASTIC TUBE, PIPE, HOSE	489	162	108	652 COTTON FABRICS, WOVEN	554	667	420
625 RUBBER TYRES, TUBES, ETC.	845	245	155	653 FABRICS, MAN-MADE FIBRES	365	177	115
642 PAPER, PAPERBOARD, CUT ETC	1 303	289	184	657 SPECIAL YARN, TXTL. FABRIC	817	512	323
652 COTTON FABRICS, WOVEN	1 476	5 477	3 421	664 GLASS	1 722	201	134
653 FABRICS, MAN-MADE FIBRES	862	583	368	665 GLASSWARE	1 970	149	102
679 TUBES, PIPES, ETC. IRON, STL	190	145	90	679 TUBES, PIPES, ETC. IRON, STL	223	180	114
695 TOOLS	48	82	51	691 METALLIC STRUCTURES NES	1 292	608	391
696 CUTLERY	40	92	56	693 WIRE PRODUCTS EXCL. ELECT	452	162	104
699 MANUFACTS. BASE METAL, NES	290	217	138	694 NAILS, SCREWS, NUTS, ETC.	42	59	36
713 INTRNL COMBUS PSTN ENGIN	12	68	41	695 TOOLS	80	242	153
716 ROTATING ELECTRIC PLANT	423	251	155	699 MANUFACTS. BASE METAL, NES	2 110	503	334
723 CIVIL ENGINEERING EQUIPT	10	62	40	713 INTRNL COMBUS PSTN ENGIN	90	371	242
724 TEXTILE, LEATHER MACHINES	75	223	148	716 ROTATING ELECTRIC PLANT	148	302	192
727 FOOD-PROCESS. MCH. NON DOM	29	373	238	723 CIVIL ENGINEERING EQUIPT	3 121	4 931	3 065
728 OTH. MACH. PTS, SPCL INDUSTR	49	86	54	728 OTH. MACH. PTS, SPCL INDUSTR	46	173	105
741 HEATING, COOLING EQUIP, PART	173	146	95	741 HEATING, COOLING EQUIP, PART	34	80	51
742 PUMPS FOR LIQUIDS, PARTS	397	1 262	839	742 PUMPS FOR LIQUIDS, PARTS	653	2 481	1 608
743 PUMPS NES, CENTRIFUGS ETC	38	201	124	743 PUMPS NES, CENTRIFUGS ETC	11	144	91
745 OTH. NONELEC MCH, TOOL, NES	26	223	137	744 MECHANICAL HANDLING EQUIP	1 355	1 431	922
749 NON-ELECT MACH. PARTS, ETC	11	54	35	745 OTH. NONELEC MCH, TOOL, NES	51	372	233
752 AUTOMATC. DATA PROC. EQUIP	13	260	161	747 TAPS, COCKS, VALVES, ETC.	21	45	30
778 ELECTRIC. MACH. APPART. NES	1 262	754	480	748 TRANSMISSIONS SHAFTS ETC	29	115	72
781 PASS. MOTOR VEHCLS. EX. BUS	1 186	991	628	749 NON-ELECT MACH. PARTS, ETC	539	203	131
782 GOODS, SPCL. TRANSPORT VEH	321	182	116	751 OFFICE MACHINES	17	124	79
784 PARTS, TRACTORS, MOTOR VEH	632	1 906	1 230	752 AUTOMATC. DATA PROC. EQUIP	4	144	95
821 FURNITURE, CUSHIONS, ETC.	162	113	72	764 TELECOMM. EQUIP. PARTS NES	6	783	493
874 MEASURE, CONTROL INSTRMNT	9	87	57	771 ELECT POWER MACHNY. PARTS	20	77	49
882 PHOTO. CINEMATOGPH. SUPPL	28	53	33	772 ELEC. SWITCH. RELAY. CIRCUIT	7	324	205
892 PRINTED MATTER	70	162	106	773 ELECTR. DISTRIB. EQPT NES	85	78	51
GUIN BISSAU				774 ELECTRO-MEDCL. XRAY EQUIP	3	76	47
IMPORTS	1 171	549	345	778 ELECTRIC. MACH. APPART. NES	57	412	263
036 CRUSTACEANS, MOLLUSCS ETC	518	258	163	781 PASS. MOTOR VEHCLS. EX. BUS	374	553	345
112 ALCOHOLIC BEVERAGES	258	32	59	782 GOODS, SPCL. TRANSPORT VEH	2 527	2 336	1 446
431 ANIMAL, VEG. FATS, OILS, NES	164	67	41	783 ROAD MOTOR VEHICLES NES	444	157	104
EXPORTS	11 343	3 377	2 187	784 PARTS, TRACTORS, MOTOR VEH	511	1 135	728
061 SUGARS, MOLASSES, HONEY	5 860	242	146	786 TRAILERS, SEMI-TRAILR, ETC	201	58	35
112 ALCOHOLIC BEVERAGES	626	105	66	874 MEASURE, CONTROL INSTRMNT	4	184	114
269 WORN CLOTHING, TEXTL. ARTL	492	117	79	893 ARTICLES, NES, OF PLASTICS	240	415	258
421 FIXED VEG. FAT, OILS, SOFT	2 414	290	181	SIERRA LEONE			
516 OTHER ORGANIC CHEMICALS	35	46	30	IMPORTS	4 262 604	35 164	22 514
				071 COFFEE, COFFEE SUBSTITUTE	16 498	2 744	1 754
				072 COCOA	16 981	3 222	1 989
				121 TOBACCO, UNMANUFACTURED	3 528	893	604
				277 NATURAL ABRASIVES, NES	111	72	72
				285 ALUMINIUM ORE, CONCTR. ETC	4 181 949	24 471	15 715



## 7 IMPORTS AND EXPORTS (SPECIAL TRADE) BY COUNTRIES OF PRODUCTION AND CONSUMPTION AND BY GROUPS OF THE SITC-REV. III 1992

GROUP DESCRIPTION	DT = 100 KG	1 000 DM	1 000 \$	GROUP DESCRIPTION	DT = 100 KG	1 000 DM	1 000 \$
287 ORE,CONCENTR.BASE METALS	40 733	2 665	1 722	723 CIVIL ENGINEERING EQUIPT	148	195	125
288 NON-FERROUS WASTE,SCRAP	486	141	90	742 PUMPS FOR LIQUIDS,PARTS	156	383	253
292 CRUDE VEG.MATERIALS, NES	1 802	289	184	745 OTH.NONELEC MCH,TOOL,NES	29	235	153
667 PEARLS,PRECIOUS STONES	.	.	.	752 AUTOMATC.DATA PROC.EQUIP	11	258	160
EXPORTS	113 615	23 863	15 118	772 ELEC.SWITCH.RELAY.CIRCUIT	4	156	102
022 MILK AND CREAM	347	57	37	778 ELECTRIC.MACH.APPART.NES	371	274	172
024 CHEESE AND CURD	175	73	45	781 PASS.MOTOR VEHCLS.EX.BUS	3 039	8 130	5 164
046 MEAL,FLOUR OF WHEAT,MSLN	34 100	1 106	702	782 GOODS,SPCL TRANSPORT VEH	647	595	383
061 SUGARS,MOLASSES,HONEY	36 942	1 604	995	784 PARTS,TRACTORS,MOTOR VEH	355	854	561
091 MARGARINE AND SHORTENING	564	64	41	786 TRAILERS,SEMI-TRAILR,ETC	90	97	60
269 WORN CLOTHING,TEXTL.ARTL	1 783	403	263	793 SHIP,BOAT,FLOAT.STRUCTRS	1 153 722	770 140	494 265
334 PETROLEUM PRODUCTS	1 290	295	187	821 FURNITURE,CUSHIONS,ETC.	35	46	30
335 RESIDUAL PETROL. PRODUCTS	851	109	67	872 MEDICAL INSTRUMENTS NES	38	101	65
421 FIXED VEG.FAT,OILS, SOFT	10 103	1 236	785	874 MEASURE,CONTROL INSTRMNT	2	52	33
431 ANIMAL,VEG.FATS,OILS,NES	4 009	275	171	882 PHOTO.CINEMATGRPH.SUPPL	73	99	65
531 SYNTH.COLOURS,LAKES,ETC.	40	98	66	892 PRINTED MATTER	44	74	50
541 MEDICINES,ETC.EXC.GRP542	64	321	202	895 OFFICE,STATIONERY SUPPLS	540	201	130
542 MEDICAMENTS	83	346	219		5	518	326
571 POLYMERS OF ETHYLENE	320	46	31	CTE D IVOIRE			
625 RUBBER TYRES,TUBES,ETC.	281	90	53	IMPORTS	3 390 250	537 035	344 382
629 ARTICLES OF RUBBER, NES	143	126	81	037 FISH ETC.PREPD,PRSVO.NES	9 659	4 003	2 613
641 PAPER AND PAPERBOARD	1 158	268	176	054 VEGETABLES	686	121	72
642 PAPER,PAPERBOARD,CUT ETC	62	73	50	057 FRUIT,NUTS EXCL.OIL NUTS	129 687	14 291	8 987
661 LIME,CEMENT,CONSTR.MATRL	5 489	125	80	059 FRUIT, VEGETABLE JUICES	1 236	357	227
667 PEARLS,PRECIOUS STONES	.	.	.	071 COFFEE,COFFEE SUBSTITUTE	200 467	26 674	17 214
676 IRON,STL.BAR,SHAPES ETC.	1 006	70	44	072 COCOA	1 688 813	362 295	232 143
695 TOOLS	89	257	161	081 ANIMAL FEED STUFF	221 091	4 305	2 774
700 CPL IND PLANT (84/85/87)	1 466	1 072	662	231 NATURAL RUBBER, ETC.	144 691	21 495	13 832
711 STEAM GENER. BOILERS,ETC.	56	87	54	247 WOOD ROUGH,ROUGH SQUARED	31 768	2 257	1 412
713 INTRNL COMBUS PSTN ENGIN	111	742	472	248 WOOD, SIMPLY WORKED	63 610	9 743	6 250
716 ROTATING ELECTRIC PLANT	90	338	218	263 COTTON	17 306	4 779	3 014
723 CIVIL ENGINEERING EQUIPT	679	651	413	288 NON-FERROUS WASTE,SCRAP	205	61	41
725 PAPER,PULP MILL MACHINES	44	56	37	292 CRUDE VEG.MATERIALS, NES	4 445	2 178	1 392
726 PRINTING,BOOKBINDING MACHS	34	221	142	422 FIXED VEG.FAT,OILS,OTHER	668 629	50 137	32 423
727 FOOD-PROCESS.MCH.NON DOM	46	393	255	512 ALCOHOL,PHENOL,ETC.DERIV	5 079	418	258
728 OTH.MACH.PTS,SPCL INDUST	100	225	149	551 ESSNTL.OIL,PERFUME,FLAVR	24	118	78
742 PUMPS FOR LIQUIDS,PARTS	202	341	216	634 VENEERS, PLYWOOD, ETC.	201 001	31 651	20 256
743 PUMPS NES,CENTRIFUGS ETC	29	161	100	635 WOOD MANUFACTURES, NES	1 030	294	193
744 MECHANICAL HANDLING EQUIP	49	105	64	728 OTH.MACH.PTS,SPCL INDUST	10	50	30
745 OTH.NONELEC MCH,TOOL,NES	23	229	144	741 HEATING,COOLING EQUIP,PART	12	147	91
748 TRANSMISSIONS SHAFTS ETC	28	120	73	898 MUSICAL INSTRUMENTS,ETC.	34	92	64
749 NON-ELECT MACH.PARTS,ETC	39	131	86	971 GOLD,NONMONTRY EXCL ORES		283	179
772 ELEC.SWITCH.RELAY.CIRCUIT	6	124	74	EXPORTS	491 465	105 833	67 421
774 ELECTRO-MEDCL.XRAY EQUIP	7	68	41	011 BOVINE MEAT	10 624	964	600
778 ELECTRIC.MACH.APPART.NES	1 745	808	510	012 OTHER MEAT, MEAT OFFAL	655	166	110
781 PASS.MOTOR VEHCLS.EX.BUS	779	974	631	022 MILK AND CREAM	16 718	5 200	3 346
782 GOODS,SPCL TRANSPORT VEH	1 740	898	589	034 FISH,FRESH,CHILLED,FROZN	12 356	736	484
783 ROAD MOTOR VEHICLES NES	773	1 032	679	048 CEREAL PREPARATIONS	206	142	90
784 PARTS,TRACTORS,MOTOR VEH	922	2 908	1 863	054 VEGETABLES	40	47	32
786 TRAILERS,SEMI-TRAILR,ETC	293	333	211	061 SUGARS,MOLASSES,HONEY	26 575	1 327	825
793 SHIP,BOAT,FLOAT.STRUCTRS	1 200	2 250	1 365	071 COFFEE,COFFEE SUBSTITUTE	341	101	63
872 MEDICAL INSTRUMENTS NES	58	75	48	232 SYNTHETIC RUBBER, ETC.	823	292	186
873 METERS,COUNTERS,NES	2	55	36	278 OTHER CRUDE MINERALS	18 865	635	419
874 MEASURE,CONTROL INSTRMNT	1	67	41	292 CRUDE VEG.MATERIALS, NES	13	53	32
882 PHOTO.CINEMATGRPH.SUPPL	81	164	105	334 PETROLEUM PRODUCTS	385	100	60
892 PRINTED MATTER	87	55	34	335 RESIDUAL PETROL. PRODUCTS	9 318	1 179	734
LIBERIA				421 FIXED VEG.FAT,OILS, SOFT	2 414	275	190
IMPORTS	2 466 141	22 276	14 011	431 ANIMAL,VEG.FATS,OILS,NES	1 852	269	170
072 COCOA	993	202	122	511 HYDROCARBONS,NES,DERIVTS	2 283	719	460
022 MILK AND CREAM	12 187	1 758	1 114	512 ALCOHOL,PHENOL,ETC.DERIV	3 509	899	587
247 WOOD ROUGH,ROUGH SQUARED	154 625	8 228	5 186	513 CARBOXYLIC ACIDS,DERIVTS	21 671	2 525	1 631
248 WOOD, SIMPLY WORKED	3 572	364	236	514 NITROGEN-FUNCT.COMPOUNDS	873	632	440
277 NATURAL ABRASIVES, NES		190	118	515 ORGANO-INORGANIC COMPNDS	1 292	1 712	1 097
281 IRON ORE, CONCENTRATES	2 241 834	8 478	5 312	516 OTHER ORGANIC CHEMICALS	651	1 270	770
288 NON-FERROUS WASTE,SCRAP	890	74	45	522 INORGANIC CHEM.ELEMENTS	11 833	1 104	708
334 PETROLEUM PRODUCTS	49 998	1 575	972	523 METAL.SALTS,INORGAN.ACID	6 379	752	486
634 VENEERS, PLYWOOD, ETC.	639	336	217	531 SYNTH.COLOURS,LAKES,ETC.	2 122	8 582	5 476
713 INTRNL COMBUS PSTN ENGIN	153	144	98	532 DYEING,TANNING MATERIALS	7	66	43
781 PASS.MOTOR VEHCLS.EX.BUS	233	758	483	533 PIGMENTS, PAINTS, ETC.	2 218	1 091	696
EXPORTS	1 288 670	791 518	507 874	541 MEDICINES,ETC.EXC.GRP542	10	387	257
011 BOVINE MEAT	9 276	966	600	542 MEDICAMENTS	226	501	327
022 MILK AND CREAM	369	61	37	551 ESSNTL.OIL,PERFUME,FLAVR	1 296	932	603
046 MEAL,FLOUR OF WHEAT,MSLN	49 957	1 594	1 018	553 PERFUMERY,COSMETICS,ETC.	55	187	118
061 SUGARS,MOLASSES,HONEY	16 774	832	534	554 SOAP,CLEANERS,POLISH,ETC	3 081	1 201	767
112 ALCOHOLIC BEVERAGES	2 855	405	253	562 FERTILIZER,EXCEPT GRP272	223 925	4 623	2 857
122 TOBACCO, MANUFACTURED	129	106	68	571 POLYMERS OF ETHYLENE	12 584	1 879	1 208
269 WORN CLOTHING,TEXTL.ARTL	488	98	65	572 POLYMERS OF STYRENE	2 647	397	255
278 OTHER CRUDE MINERALS	33 241	717	468	573 POLYMERS,VINYL CHLORIDE	783	382	243
334 PETROLEUM PRODUCTS	450	80	52	574 POLYACETAL,POLYCARBONATE	1 814	610	383
335 RESIDUAL PETROL. PRODUCTS	2 436	317	203	575 OTH.PLASTIC,PRIMARY FORM	7 750	2 582	1 644
421 FIXED VEG.FAT,OILS, SOFT	8 087	1 007	621	582 PLASTIC PLATE,SHEETS,ETC	1 424	1 126	728
513 CARBOXYLIC ACIDS,DERIVTS	504	113	73	591 INSECTICIDES, ETC.	835	1 452	914
533 PIGMENTS, PAINTS, ETC.	327	91	58	592 STARCHES,INULIN,ETC.	6 815	777	495
625 RUBBER TYRES,TUBES,ETC.	1 028	157	97	598 MISC.CHEMICAL PRODTS.NES	6 000	2 093	1 320
641 PAPER AND PAPERBOARD	553	177	116	621 MATERIALS OF RUBBER	22	55	34
642 PAPER,PAPERBOARD,CUT ETC	87	69	42	625 RUBBER TYRES,TUBES,ETC.	2 830	1 851	1 185
652 COTTON FABRICS, WOVEN	24	48	32	629 ARTICLES OF RUBBER, NES	57	218	137
653 FABRICS,MAN-MADE FIBRES	55	59	38	641 PAPER AND PAPERBOARD	12 410	1 882	1 196
693 WIRE PRODUCTS EXCL.ELECT	185	50	33	642 PAPER,PAPERBOARD,CUT ETC	1 844	748	473
695 TOOLS	21	66	41	651 TEXTILE YARN	233	443	284
713 INTRNL COMBUS PSTN ENGIN	119	437	273	652 COTTON FABRICS, WOVEN	767	1 485	923
716 ROTATING ELECTRIC PLANT	20	81	51	653 FABRICS,MAN-MADE FIBRES	1 445	1 457	913
				654 OTH.TEXTILE FABRIC,WOVEN	28	295	188
				655 KNIT.CROCHET.FABRIC NES	209	126	78



## 7 IMPORTS AND EXPORTS (SPECIAL TRADE) BY COUNTRIES OF PRODUCTION AND CONSUMPTION AND BY GROUPS OF THE SITC-REV. III 1992

GROUP DESCRIPTION	DT = 100 KG	1 000 DM	1 000 \$	GROUP DESCRIPTION	DT = 100 KG	1 000 DM	1 000 \$
657 SPECIAL YARN,TXTL.FABRIC	450	418	270	EXPORTS	636 714	173 687	111 204
663 MINERAL MANUFACTURES,NES	780	512	324	011 BOVINE MEAT	7 167	754	487
664 GLASS	4 359	382	252	022 MILK AND CREAM	8 094	2 181	1 370
665 GLASSWARE	28	66	42	034 FISH,FRESH,CHILLED,FROZN	7 185	505	320
673 FLAT-ROLLED IRON ETC.	18 580	1 737	1 067	037 FISH ETC.PRPD,PRSD,NES	1 477	807	508
674 FLAT-ROLLED PLATED IRON	1 744	197	131	046 MEAL,FLOUR OF WHEAT,MSLN	42 209	1 453	942
675 FLAT-ROLLED, ALLOY STEEL	662	87	60	048 CEREAL PREPARATIONS	17 255	1 092	690
682 COPPER	19	44	30	061 SUGARS,MOLASSES,HONEY	26 430	1 354	886
684 ALUMINIUM	1 451	1 124	727	081 ANIMAL FEED STUFF	6 814	708	451
693 WIRE PRODUCTS EXCL.ELECT	87	58	40	269 WORN CLOTHING,TEXTL.ARTL	21 629	4 959	3 171
695 TOOLS	133	389	251	273 STONE, SAND AND GRAVEL	2 275	76	49
696 CUTLERY	267	527	333	278 OTHER CRUDE MINERALS	6 053	256	167
697 HOUSEHOLD EQUIPMENT,NES	89	86	55	292 CRUDE VEG.MATERIALS, NES	363	652	416
699 MANUFACTS.BASE METAL,NES	549	499	319	334 PETROLEUM PRODUCTS	3 373	540	349
711 STEAM GENER. BOILERS, ETC.	18	53	34	335 RESIDUAL PETROL. PRODUCTS	114 181	4 089	2 684
713 INTRNL COMBUS PSTN ENGIN	301	1 193	768	421 FIXED VEG.FAT,OILS, SOFT	4 074	488	304
716 ROTATING ELECTRIC PLANT	36	94	61	431 ANIMAL, VEG.FATS,OILS,NES	1 139	88	55
721 AGRIC.MACHINES,EX.TRACTR	71	149	94	511 HYDROCARBONS,NES,DERIVTS	2 444	674	409
722 TRACTORS	269	329	219	512 ALCOHOL,PHENOL,ETC.DERIV	308	95	63
723 CIVIL ENGINEERING EQUIPT	330	511	325	513 CARBOXYLIC ACIDS,DERIVTS	273	84	50
724 TEXTILE,LEATHER MACHINES	140	1 596	1 025	514 NITROGEN-FUNCT.COMPOUNDS	3 557	8 372	5 100
725 PAPER,PULP MILL MACHINES	22	66	44	515 ORGANO-INORGANIC COMPNDS	112	395	244
726 PRINTNG,BOOKBINDNG MACHS	19	211	138	522 INORGANIC CHEM.ELEMENTS	12 452	1 479	947
727 FOOD-PROCESS.MCH.NON DOM	251	1 266	801	523 METAL.SALTS,INORGAN.ACID	20 160	2 314	1 480
728 OTH.MACH.PTS,SPCL INDUST	364	2 336	1 528	524 OTHER CHEMICAL COMPOUNDS	629	101	62
735 PARTS,NES,FOR MACH-TOOLS	20	111	69	531 SYNTH.COLOURS,LAKES,ETC.	1 502	3 881	2 476
741 HEATING,COOLNG EQUIP,PART	1 243	963	608	533 PIGMENTS, PAINTS, ETC.	1 807	900	578
742 PUMPS FOR LIQUIDS,PARTS	33	398	250	541 MEDICINES,ETC.EXC.GRPS42	168	2 508	1 589
743 PUMPS NES,CENTRIFUGS ETC	253	971	626	542 MEDICAMENTS	504	1 733	1 094
744 MECHANICAL HANDLING EQUIP	677	891	576	551 ESSNTL.OIL,PERFUME,FLAVR	62	143	92
745 OTH.NONELEC MCH,TOOL,NES	293	1 991	1 155	553 PERFUMERY,COSMETICS,ETC.	64	75	46
746 BALL OR ROLLER BEARINGS	33	186	115	554 SOAP,CLEANERS,POLISH,ETC	2 104	1 281	789
747 TAPS,COCKS,VALVES,ETC.	25	100	64	571 POLYMERS OF ETHYLENE	3 654	679	419
748 TRANSMISSIONS SHAFTS ETC	132	396	245	572 POLYMERS OF STYRENE	1 300	278	182
749 NON-ELECT MACH.PARTS,ETC	74	274	180	573 POLYMERS,VINYL CHLORIDE	1 957	286	184
751 OFFICE MACHINES	53	211	130	574 POLYACETAL,POLYCARBONATE	1 261	255	165
752 AUTOMATC.DATA PROC.EQUIP	125	1 630	1 033	575 OTH.PLASTIC,PRIMARY FORM	2 604	897	582
759 PARTS,FOR OFFICE MACHINS	3	57	38	581 PLASTIC TUBE,PIPE,HOSE	167	124	81
764 TELECOMM.EQUIP,PARTS NES	95	247	161	582 PLASTIC PLATE,SHEETS,ETC	469	175	109
772 ELEC.SWITCH,RELAY,CIRCUIT	16	190	114	591 INSECTICIDES, ETC.	176	225	140
775 DOM.ELEC,NON-ELEC.EQUIPT	18	58	37	592 STARCHES, INULIN,ETC.	915	392	256
776 TRANSISTORS,VALVES,ETC.	1	90	58	593 EXPLOSIVES,PYROTECHNICS	1 548	468	301
778 ELECTRIC.MACH.APPART,NES	374	1 060	670	597 PREPRD ADDITIVES,LIQUIDS	121	52	35
781 PASS.MOTOR VEHCLS.EX.BUS	1 651	5 567	3 551	598 MISC.CHEMICAL PRDCTS,NES	3 658	2 137	1 365
782 GOODS,SPCL TRANSPORT VEH	2 533	3 939	2 480	621 MATERIALS OF RUBBER	1 299	427	270
783 ROAD MOTOR VEHICLES NES	1 188	1 878	1 225	625 RUBBER TYRES,TUBES,ETC.	6 396	1 732	1 116
784 PARTS,TRACTORS,MOTOR VEH	1 426	4 437	2 851	629 ARTICLES OF RUBBER, NES	130	279	183
785 CYCLES,MOTORCYCLES ETC.	1 001	404	255	641 PAPER AND PAPERBOARD	27 558	2 386	1 525
786 TRAILERS,SEMI-TRAILR,ETC	159	96	60	642 PAPER,PAPERBOARD,CUT ETC	942	374	236
851 FOOTWEAR	165	639	402	651 TEXTILE YARN	90	111	70
872 MEDICAL INSTRUMENTS NES	38	123	78	652 COTTON FABRICS, WOVEN	25	105	70
874 MEASURE,CONTROL INSTRMT	46	648	414	653 FABRICS,MAN-MADE FIBRES	772	818	507
881 PHOTOGRAPH APPAR.ETC.NES	6	60	40	657 SPECIAL YARN,TXTL.FABRIC	1 506	943	604
882 PHOTO.CINEMATOGRPH.SUPPL	838	1 092	707	658 TEXTILE ARTICLES NES	159	97	61
885 WATCHES AND CLOCKS	1	104	394	661 LIME,CEMENT,CONSTR.MATRL	17 129	227	141
892 PRINTED MATTER	426	611	113	662 CLAY,REFRCTR.CONSTR.MATRL	7 268	568	376
893 ARTICLES,NES,OF PLASTICS	118	174	76	663 MINERAL MANUFACTURES,NES	538	424	275
894 BABY CARRIAGE,TOYS,GAMES	57	121	493	664 GLASS	4 462	541	352
895 OFFICE,STATIONERY SUPPLS	264	778	177	672 INGOTS ETC.IRON OR STEEL	81 886	3 528	2 283
897 GOLD,SILVERWARE,JEWEL NES	4	284	39	673 FLAT-ROLLED IRON ETC.	32 785	2 701	1 707
898 MUSICAL INSTRUMENTS,ETC.	5	62	128	674 FLAT-ROLLED PLATED IRON	9 676	1 433	921
899 MISC MANUFACTRD GOODS NES	58	198	679	676 IRON,STL.BAR,SHAPES ETC.	14 057	1 206	796
				678 WIRE OF IRON OR STEEL	970	162	100
				679 TUBES,PIPES,ETC.IRON,STL	21 123	4 050	2 573
				682 COPPER	3 130	1 652	1 066
				684 ALUMINIUM	171	204	133
				691 METALLIC STRUCTURES NES	916	711	455
				692 CONTAINERS,STORAGE,TRNSP	2 000	1 912	1 231
				693 WIRE PRODUCTS EXCL.ELECT	1 856	810	527
				694 NAILS,SCREWS,NUTS,ETC.	174	98	64
				695 TOOLS	625	1 892	1 232
				696 CUTLERY	61	146	92
				697 HOUSEHOLD EQUIPMENT,NES	347	209	137
				699 MANUFACTS.BASE METAL,NES	5 835	1 460	959
				700 CPL IND PLANT (84/85/87)	549	808	501
				711 STEAM GENER. BOILERS, ETC.	686	114	72
				713 INTRNL COMBUS PSTN ENGIN	746	2 452	1 563
				716 ROTATING ELECTRIC PLANT	201	531	341
				718 OTH.POWR.GENRTNG.MACHNRY	11	81	52
				721 AGRIC.MACHINES,EX.TRACTR	66	108	74
				722 TRACTORS	459	392	254
				723 CIVIL ENGINEERING EQUIPT	6 451	7 248	4 615
				724 TEXTILE,LEATHER MACHINES	171	1 270	806
				725 PAPER,PULP MILL MACHINES	54	84	55
				726 PRINTNG,BOOKBINDNG MACHS	265	840	540
				727 FOOD-PROCESS.MCH.NON DOM	313	2 127	1 325
				728 OTH.MACH.PTS,SPCL INDUST	2 830	4 515	2 967
				731 METAL REMOVAL WORK TOOLS	71	194	125
				733 MACH-TOOLS,METAL-WORKING	54	72	44
				735 PARTS,NES,FOR MACH-TOOLS	64	748	476
				737 METALWORKING MACHNRY NES	32	113	69
				741 HEATING,COOLNG EQUIP,PART	581	3 752	2 506
				742 PUMPS FOR LIQUIDS,PARTS	537	2 230	1 450
				743 PUMPS NES,CENTRIFUGS ETC	721	1 232	798
				744 MECHANICAL HANDLING EQUIP	890	2 109	1 348
				745 OTH.NONELEC MCH,TOOL,NES	1 258	8 438	5 352
				746 BALL OR ROLLER BEARINGS	29	206	129
				747 TAPS,COCKS,VALVES,ETC.	205	722	475
GHANA							
IMPORTS							
001 LIVE ANIMALS	20	140	89				
034 FISH,FRESH,CHILLED,FROZN	86	186	121				
035 FISH,DRIED,SALTED,SMOKED	151	106	67				
054 VEGETABLES	1 169	284	181				
057 FRUIT,NUTS EXCL.OIL NUTS	11 691	1 463	926				
058 FRUIT,PRESERVED,PREPARED	185	69	43				
071 COFFEE,COFFEE SUBSTITUTE	9 157	1 365	869				
072 COCOA	401 656	74 346	47 939				
098 EDIBLE PROD.PREPRTRS,NES	164	52	33				
231 NATURAL RUBBER, ETC.	3 597	425	266				
245 FUEL WOOD, WOOD CHARCOAL	2 801	61	38				
247 WOOD ROUGH,ROUGH SQUARED	713 267	32 861	20 732				
248 WOOD, SIMPLY WORKED	416 292	37 616	24 198				
251 PULP AND WASTE PAPER	733	83	52				
277 NATURAL ABRASIVES, NES		1 916	1 211				
285 ALUMINIUM ORE,CONCTR,ETC	462 001	2 842	1 942				
288 NON-FERROUS WASTE,SCRAP	2 776	654	404				
292 CRUDE VEG.MATERIALS, NES	85	84	53				
422 FIXED VEG.FAT,OILS,OTHER	2 558	181	118				
512 ALCOHOL,PHENOL,ETC.DERIV	6 349	547	364				
634 VENEERS, PLYWOOD, ETC.	64 840	11 514	7 467				
635 WOOD MANUFACTURES, NES	4 166	711	450				
667 PEARLS,PRECIOUS STONES							
684 ALUMINIUM	812 874	186 759	120 024				
713 INTRNL COMBUS PSTN ENGIN	50	168	112				
718 OTH.POWR.GENRTNG.MACHNRY	23	58	40				
742 PUMPS FOR LIQUIDS,PARTS	83	156	98				
821 FURNITURE,CUSHIONS,ETC.	4 665	883	558				
898 MUSICAL INSTRUMENTS,ETC.	60	53	33				
899 MISC MANUFACTRD GOODS NES	714	522	335				
971 GOLD,NONMONTY EXCL ORES	1	1 336	847				



GROUP DESCRIPTION	DT = 100 KG	1 000 DM	1 000 \$	GROUP DESCRIPTION	DT = 100 KG	1 000 DM	1 000 \$
748 TRANSMISSIONS SHAFTS ETC	592	1 325	843	679 TUBES,PIPES,ETC. IRON,STL	364	203	131
749 NON-ELECT MACH.PARTS,ETC	737	1 273	819	684 ALUMINIUM	71	197	129
751 OFFICE MACHINES	39	194	126	689 MISC.NON-FERR.BASE METAL	18	55	38
752 AUTOMATC.DATA PROC.EQUIP	65	936	606	691 METALLIC STRUCTURES NES	286	144	88
759 PARTS,FOR OFFICE MACHINS	21	105	69	692 CONTAINERS, STORAGE,TRNSP	826	785	503
764 TELECOMM.EQUIP.PARTS NES	26	559	361	694 NAILS,SCREWS,NUTS,ETC.	524	67	41
771 ELECT POWER MACHNY.PARTS	406	531	334	695 TOOLS	86	193	125
772 ELEC.SWITCH.RELAY.CIRCUIT	220	1 445	935	697 HOUSEHOLD EQUIPMENT,NES	91	49	31
773 ELECTR DISTRIB.EQPT NES	1 795	1 304	823	699 MANUFACTCS.BASE METAL,NES	341	295	188
774 ELECTRO-MEDCL,XRAY EQUIP	68	593	376	713 INTRNL COMBUS PSTN ENGIN	69	256	167
775 DOM.ELEC.NON-ELEC.EQUIPT	354	264	170	716 ROTATING ELECTRIC PLANT	65	346	217
776 TRANSISTORS,VALVES,ETC.	1	65	41	718 OTH.POWR.GENRTNG.MACHNRY	20	95	61
778 ELECTRIC.MACH.APPLT.NES	2 315	1 767	1 145	722 TRACTORS	68	110	74
781 PASS.MOTOR VEHCLS.EX.BUS	7 808	9 999	6 426	723 CIVIL ENGINEERING EQUIPT	560	1 218	771
782 GOODS,SPLC TRANSPORT VEH	8 308	3 935	2 530	724 TEXTILE,LEATHER MACHINES	11	180	111
783 ROAD MOTOR VEHICLES NES	1 315	581	382	725 PAPER,PULP MILL MACHINES	83	136	90
784 PARTS,TRACTORS,MOTOR VEH	6 782	12 026	7 784	726 PRINTNG,BKDBINDING MACHS	44	137	89
785 CYCLES,MOTORCYCLES ETC.	157	228	142	727 FOOD-PROCESS.MCH.NON DOM	332	2 186	1 418
786 TRAILERS,SEMI-TRAILER,ETC	1 423	521	339	728 OTH.MACH,PTS,SPCL INDUSTR	79	255	164
791 RAILWAY VEHICLES,EQUIPMNT	94	282	187	731 METAL REMOVAL WORK TOOLS	72	126	80
813 LIGHTNG FIXTURES ETC.NES	216	694	438	735 PARTS,NES,FOR MACH-TOOLS	13	56	35
821 FURNITURE,CUSHIONS,ETC.	117	389	242	741 HEATING,COOLNG EQUIP,PART	67	230	147
841 MENS,BOYS CLOTHING,X-KNIT	40	75	46	742 PUMPS FOR LIQUIDS,PARTS	42	292	188
848 CLOTHING,NONTXTL;HEADGEAR	19	57	34	743 PUMPS NES,CENTRIFUGS ETC	80	316	207
851 FOOTWEAR	560	282	179	744 MECHANICAL HANDLING EQUIP	61	137	89
871 OPTICAL INSTRUMENTS,NES		67	42	745 OTH.NONELEC MCH,TOOL,NES	71	900	585
872 MEDICAL INSTRUMENTS NES	442	3 500	2 264	747 TAPS,COCKS,VALVES,ETC.	103	115	69
873 METERS,COUNTERS,NES	81	169	115	748 TRANSMISSIONS SHAFTS ETC	94	392	243
874 MEASURE,CONTROL INSTRMNT	68	1 335	867	749 NON-ELECT MACH.PARTS,ETC	62	212	136
881 PHOTOGRAPH APPAR,ETC.NES	11	96	63	751 OFFICE MACHINES	64	252	156
882 PHOTO.CINEMATOGPH. SUPPL	336	601	384	752 AUTOMATC.DATA PROC.EQUIP	4	76	51
892 PRINTED MATTER	216	509	319	761 TELEVISION RECEIVERS ETC	27	73	50
893 ARTICLES,NES,OF PLASTICS	621	614	407	764 TELECOMM.EQUIP.PARTS NES	3	103	61
894 BABY CARRIAGE,TOYS,GAMES	22	82	51	772 ELEC.SWITCH.RELAY.CIRCUIT	26	97	63
898 MUSICAL INSTRUMENTS,ETC.	8	52	32	773 ELECTRIC.MACH.APPLT.NES	145	110	68
899 MISC MANUFCTRD GOODS NES	22	81	51	781 PASS.MOTOR VEHCLS.EX.BUS	8 677	6 694	4 268
TOTO				782 GOODS,SPLC TRANSPORT VEH	2 441	1 926	1 225
IMPORTS	35 035	9 161	5 890	783 ROAD MOTOR VEHICLES NES		880	550
036 CRUSTACEANS,MOLLUSCS ETC	56	108	68	784 PARTS,TRACTORS,MOTOR VEH	1 074	2 536	1 627
054 VEGETABLES	809	405	259	785 CYCLES,MOTORCYCLES ETC.	299	164	104
057 FRUIT,NUTS EXCL.OIL NUTS	1 693	550	350	786 TRAILERS,SEMI-TRAILER,ETC	245	101	64
071 COFFEE,COFFEE SUBSTITUTE	8 123	1 088	703	813 LIGHTNG FIXTURES ETC.NES	97	334	213
072 COCOA	5 752	1 490	971	821 FURNITURE,CUSHIONS,ETC.	127	135	84
075 SPICES	619	338	211	872 MEDICAL INSTRUMENTS NES	12	85	54
263 COTTON	15 091	3 651	2 268	874 MEASURE,CONTROL INSTRMNT	5	158	101
288 NON-FERROUS WASTE,SCRAP	1 194	325	211	882 PHOTO.CINEMATOGPH. SUPPL	60	117	77
292 CRUDE VEG.MATERIALS, NES	97	239	155	885 WATCHES AND CLOCKS		56	38



## 7 IMPORTS AND EXPORTS (SPECIAL TRADE) BY COUNTRIES OF PRODUCTION AND CONSUMPTION AND BY GROUPS OF THE SITC-REV. III 1992

GROUP DESCRIPTION	DT = 100 KG	1 000 DM	1 000 \$	GROUP DESCRIPTION	DT = 100 KG	1 000 DM	1 000 \$
699 MANUFACTS.BASE METAL,NES	342	303	194	278 OTHER CRUDE MINERALS	36 780	763	496
713 INTRNL COMBUS PSTN ENGIN	5	45	31	292 CRUDE VEG.MATERIALS, NES	1 837	3 468	2 203
723 CIVIL ENGINEERING EQUIPT	70	391	243	334 PETROLEUM PRODUCTS	76 971	5 864	3 662
724 TEXTILE,LEATHER MACHINES	14	123	82	335 RESIDUAL PETROL.PRODUCTS	110 903	15 228	9 784
726 PRINTNG,BOOKBINDNG MACHS	73	146	94	411 ANIMAL OILS AND FATS	3 034	338	221
728 OTH.MACH,PTS,SPCL INDUST	25	69	42	422 FIXED VEG.FAT,OILS,OTHER	6 039	753	481
741 HEATING,COOLING EQUIP,PART	87	203	132	431 ANIMAL,VEG.FATS,OILS,NES	7 351	918	590
743 PUMPS,NES,CENTRIFUGS ETC	37	131	83	511 HYDROCARBONS,NES,DERIVTS	6 598	1 198	757
744 MECHANICAL HANDLING EQUIP	21	76	49	512 ALCOHOL,PHENOL,ETC.DERIV	19 058	4 608	2 933
745 OTH.NONELEC MCH,TOOL,NES	279	1 919	1 205	513 CARBOXYLIC ACIDS,DERIVTS	31 798	5 239	3 376
749 NON-ELECT MACH.PARTS,ETC	25	79	49	514 NITROGEN-FUNCT.COMPOUNDS	58 337	31 343	20 232
751 OFFICE MACHINES	12	54	34	515 ORGANO-INORGANIC COMPNDS	3 433	6 484	4 159
752 AUTOMATC.DATA PROC.EQUIP	10	278	173	516 OTHER ORGANIC CHEMICALS	8 204	1 706	1 094
764 TELECOMM.EQUIP.PARTS NES	1	72	47	522 INORGANIC CHEM.ELEMENTS	52 047	5 100	3 317
772 ELEC.SWITCH,RELAY,CIRCUIT	16	113	74	523 METAL.SALTS,INORGAN.ACID	134 093	6 379	4 144
774 ELECTRO-MEDCL,XRAY EQUIP	27	214	135	531 SYNTH.COLOURS,LAKES,ETC.	6 668	32 416	20 752
778 ELECTRIC.MACH.APPART,NES	111	134	86	532 DYEING,TANNING MATERIALS	797	172	114
781 PASS.MOTOR VEHCLS.EX.BUS	10 533	2 874	1 851	533 PIGMENTS, PAINTS, ETC.	39 411	15 811	10 229
784 PARTS,TRACTORS,MOTOR VEH	1 182	2 649	1 717	541 MEDICINES,ETC.EXC.GRP542	937	2 670	1 756
785 CYCLES,MOTORCYCLES ETC.	253	178	111	542 MEDICAMENTS	2 124	4 700	3 021
813 LIGHTNG FIXTURES ETC.NES	98	157	108	551 ESSNTL.OIL,PERFUME,FLAVR	4 480	6 161	3 942
841 MENS,BOYS CLOTHNG,X-KNIT	10	123	79	553 PERFUMERY,COSMETICS,ETC.	9 924	1 048	674
874 MEASURE,CONTROL INSTRMNT	1	73	49	554 SOAP,CLEANERS,POLISH,ETC	9 438	4 121	2 671
881 PHOTOGRAPH APPAR.ETC.NES	12	76	51	562 FERTILIZER,EXCEPT GRP272	5 439	1 180	718
882 PHOTO.CINEMATOGRPH.SUPPL	75	145	93	571 POLYMERS OF ETHYLENE	54 999	8 655	5 580
893 ARTICLES,NES,OF PLASTICS	118	104	67	572 POLYMERS OF STYRENE	1 613	537	346
895 OFFICE,STATIONERY SUPPLS	32	74	46	573 POLYMERS,VINYL CHLORIDE	11 748	2 433	1 580
898 MUSICAL INSTRUMENTS,ETC.	6	182	113	574 POLYACETAL,POLYCARBONATE	18 099	6 441	4 091
				575 OTH.PLASTIC,PRIMARY FORM	30 706	11 747	7 480
				581 PLASTIC TUBE,PIPE,HOSE	9 107	4 731	2 985
				582 PLASTIC PLATE,SHEETS,ETC	4 604	3 036	1 960
				583 MONOFILAMENT OF PLASTICS	231	322	201
				591 INSECTICIDES, ETC.	2 195	2 230	1 436
				592 STARCHES,INULIN,ETC.	4 699	2 804	1 817
				593 EXPLOSIVES,PYROTECHNICS	16 636	17 242	10 897
				597 PREPRD ADDITIVES,LIQUIDS	10 240	2 897	1 841
				598 MISC.CHEMICAL PROOTS.NES	32 307	17 438	11 020
				600 CPL IND PLANT CHAP 69-76	73 944	54 724	35 534
				621 MATERIALS OF RUBBER	3 631	2 806	1 791
				625 RUBBER TYRES,TUBES,ETC.	30 352	11 094	7 067
				629 ARTICLES OF RUBBER, NES	509	1 338	852
				634 VENEERS, PLYWOOD, ETC.	12 881	2 931	1 877
				635 WOOD MANUFACTURES, NES	5 447	9 626	6 185
				641 PAPER AND PAPERBOARD	141 532	14 863	9 565
				642 PAPER,PAPERBOARD,CUT ETC	21 648	10 216	6 669
				651 TEXTILE YARN	81	499	328
				652 COTTON FABRICS, WOVEN	2 745	12 820	8 221
				653 FABRICS,MAN-MADE FIBRES	2 069	1 216	800
				654 OTH. TEXTILE FABRIC,WOVEN	167	281	182</



7 IMPORTS AND EXPORTS (SPECIAL TRADE) BY COUNTRIES OF PRODUCTION AND CONSUMPTION AND BY GROUPS OF THE SITC-REV. III 1992

GROUP DESCRIPTION	DT = 100 KG	1 000 DM	1 000 \$	GROUP DESCRIPTION	DT = 100 KG	1 000 DM	1 000 \$
737 METALWORKING MACHNRY NES	1 680	2 375	1 548	292 CRUDE VEG.MATERIALS, NES	429	1 734	1 095
741 HEATING,COOLING EQUIP,PART	17 530	29 798	19 058	335 RESIDUAL PETROL.PRODUCTS	52 178	2 160	1 383
742 PUMPS FOR LIQUIDS,PARTS	1 479	9 737	6 269	411 ANIMAL OILS AND FATS	32	47	30
743 PUMPS NES,CENTRIFUGS ETC	6 996	14 683	9 463	431 ANIMAL,VEG.FATS,OILS,NES	692	109	70
744 MECHANICAL HANDLING EQUIP	4 985	11 402	7 306	511 HYDROCARBONS,NES,DERIVTS	2 666	391	252
745 OTH.NONELEC MCH,TOOL,NES	6 272	32 716	21 112	512 ALCOHOL,PHENOL,ETC,DERIV	2 451	762	493
746 BALL OR ROLLER BEARINGS	582	2 499	1 575	513 CARBOXYLIC ACIDS,DERIVTS	1 975	297	189
747 TAPS,COCKS,VALVES,ETC.	1 470	9 162	5 884	514 NITROGEN-FUNCT.COMPOUNDS	405	673	427
748 TRANSMISSIONS SHAFTS ETC	2 972	12 452	7 963	515 ORGANO-INORGANIC COMPNDS	632	711	481
749 NON-ELECT MACH.PARTS,ETC	1 970	8 094	5 156	522 INORGANIC CHEM.ELEMENTS	4 511	619	388
751 OFFICE MACHINES	494	5 770	3 847	523 METAL.SALTS,INORGAN.ACID	12 278	673	422
752 AUTOMATC.DATA PROC.EQUIP	109	2 098	1 345	531 SYNTH.COLOURS,LAKES,ETC.	322	1 555	992
759 PARTS,FOR OFFICE MACHINS	69	2 962	1 818	533 PIGMENTS, PAINTS, ETC.	1 565	539	346
761 TELEVISION RECEIVERS ETC	14	90	61	541 MEDICINES,ETC.EXC.GRP542	4	78	51
762 RADIO-BROADCAST RECEIVER	159	251	158	542 MEDICAMENTS	176	230	151
763 SOUND RECORDER,PHONOGRPH	3	71	44	551 ESSNTL.OIL,PERFUME,FLAVR	10	46	30
764 TELECOMM.EQUIP.PARTS NES	1 643	45 471	28 503	553 PERFUMERY,COSMETICS,ETC.	61	51	35
771 ELECT POWER MACHNY.PARTS	5 434	8 086	5 270	554 SOAP,CLEANERS,POLISH,ETC	2 825	880	555
772 ELEC.SWITCH.RELAY.CIRCUT	2 372	12 677	8 057	562 FERTILIZER,EXCEPT GRP272	20 047	529	337
773 ELECTR.DISTRIB.EQPT NES	7 685	10 598	6 727	571 POLYMERS OF ETHYLENE	1 285	247	162
774 ELECTRO-MEDCL,XRAY EQUIP	528	7 967	4 930	573 POLYMERS,VINYL CHLORIDE	873	120	75
775 DOM.ELEC,NON-ELEC.EQUIPT	9 275	2 949	1 886	574 POLYACETAL,POLYCARBONATE	514	257	166
776 TRANSISTORS,VALVES,ETC.	2	156	95	575 OTH.PLASTIC,PRIMARY FORM	4 907	1 482	936
778 ELECTRIC.MACH.APPART.NES	14 876	16 425	10 489	581 PLASTIC TUBE,PIPE,HOSE	120	85	57
781 PASS.MOTOR VEHCLS.EX.BUS	92 812	74 468	48 037	582 PLASTIC PLATE,SHEETS,ETC	294	259	164
782 GOODS,SPCL TRANSPORT VEH	46 551	41 968	27 000	591 INSECTICIDES, ETC.	1 531	2 415	1 529
783 ROAD MOTOR VEHICLES NES	13 987	18 955	12 264	592 STARCHES,INULIN,ETC.	1 635	944	604
784 PARTS,TRACTORS,MOTOR VEH	57 607	86 770	55 988	597 PREPRD ADDITIVES,LIQUIDS	1 062	285	184
785 CYCLES,MOTORCYCLES ETC.	1 145	1 140	728	598 MISC.CHEMICAL PRODTS,NES	1 668	858	542
786 TRAILERS,SEMI-TRAILR,ETC	4 319	3 436	2 209	621 MATERIALS OF RUBBER	14	50	30
791 RAILWAY VEHICLES,EQUIPNT	9 105	45 532	28 063	625 RUBBER TYRES,TUBES,ETC.	15 251	3 527	2 253
792 AIRCRAFT,ASOCTD.EQUIPNT	205	24 138	15 320	629 ARTICLES OF RUBBER, NES	65	217	147
793 SHIP,BOAT,FLOAT.STRUCTRS	4 142	4 259	2 587	641 PAPER AND PAPERBOARD	15 591	2 372	1 521
800 CPL IND PLANT CHAP 90/94	165	1 573	981	642 PAPER,PAPERBOARD,CUT ETC	2 524	1 121	709
811 PREFABRICATED BUILDINGS	3 689	1 607	1 019	651 TEXTILE YARN	174	192	124
812 PLUMBING,SANITRY,EQPT.ETC	651	918	595	652 COTTON FABRICS, WOVEN	159	416	251
813 LIGHTING FIXTURES ETC.NES	2 995	5 253	3 327	653 FABRICS,MAN-MADE FIBRES	121	193	121
821 FURNITURE,CUSHIONS,ETC.	2 908	5 028	3 249	655 KNIT.CROCHET.FABRIC NES	34	82	52
831 TRUNK,SUITCASES,BAG,ETC	36	147	90	657 SPECIAL YARN,TXTL.FABRIC	175	262	159
841 MENS,BOYS CLOTHING,X-KNIT	38	725	469	662 CLAY,REFRCT.CONSTR.MATRL	3 514	707	443
842 WOMEN,GIRL CLOTHING,XKNIT	2	75	48	663 MINERAL MANUFACTURES,NES	261	444	285
845 OTHR.TEXTILE APPAREL,NES	28	338	220	664 GLASS	3 791	399	261
846 CLOTHING ACCESSORS,FABRIC	1	56	34	665 GLASSWARE	2 409	335	215
848 CLOTHING,NONTXTL;HEADGEAR	178	700	437	672 INGOTS ETC.IRON OR STEEL	49 584	2 637	1 662
851 FOOTWEAR	216	516	329	673 FLAT-ROLLED IRON ETC.	20 205	1 696	1 114
871 OPTICAL INSTRUMENTS,NES	7	374	239	674 FLAT-ROLLED PLATED IRON	824	97	60
872 MEDICAL INSTRUMENTS NES	1 374	5 977	3 816	676 IRON,STL.BAR,SHAPES ETC.	1 160	115	70
873 METERS,COUNTERS,NES	33	433	278	679 TUBES,PIPES,ETC.IRON,STL	5 737	981	644
874 MEASURE,CONTROL INSTRMNT	649	11 441	7 285	684 ALUMINIUM	1 396	5 796	3 759
881 PHOTOGRAPH APPAR.ETC.NES	97	844	553	691 METALLIC STRUCTURES NES	774	1 050	669
882 PHOTO.CINEMATOGRPH.SUPL	12 508	16 039	10 343	692 CONTAINERS,STORAGE,TRNSP	73	56	36
884 OPTICAL GOODS NES	6	291	186	693 WIRE PRODUCTS EXCL.ELECT	381	149	96
885 WATCHES AND CLOCKS	14	419	263	694 NAILS,SCREWS,NUTS,ETC.	59	53	34
892 PRINTED MATTER	687	518	332	695 TOOLS	226	715	457
893 ARTICLES,NES,OF PLASTICS	2 312	2 961	1 910	696 CUTLERY	19	55	35
894 BABY CARRIAGE,TOYS,GAMES	501	1 571	1 009	697 HOUSEHOLD EQUIPMENT,NES	245	124	78
895 OFFICE,STATIONERY SUPPLS	260	1 787	1 151	699 MANUFACTS.BASE METAL,NES	225	274	176
897 GOLD,SILVERWARE,JEWL NES	4	204	134	711 STEAM GENER. BOILERS,ETC.	12	92	57
898 MUSICAL INSTRUMENTS,ETC.	58	227	148	713 INTRNL COMBUS PSTN ENGIN	227	1 119	717
899 MISC MANUFCTRD GOODS NES	390	1 507	979	714 ENGINES,MOTORS NON-ELECT	5	1 283	820
941 COMPL IND PLANT CHAPT 99	21 332	15 798	10 140	716 ROTATING ELECTRIC PLANT	86	263	177
CAMEROON				721 AGRIC.MACHINES,EX.TRACTR	141	106	67
IMPORTS	2 236 758	160 617	103 334	722 TRACTORS	96	80	53
001 LIVE ANIMALS	19	596	389	723 CIVIL ENGINEERING EQUIPT	834	607	394
071 COFFEE,COFFEE SUBSTITUTE	196 102	33 761	21 467	724 TEXTILE,LEATHER MACHINES	31	410	264
072 COCOA	65 086	15 252	9 693	725 PAPER,PULP MILL MACHINES	158	266	177
073 CHOCOLATE,OTH.COCOA PREP	198	78	52	726 PRINTNG,BOOKBINDNG MACHS	335	1 529	974
231 NATURAL RUBBER, ETC.	97 275	14 810	9 572	727 FOOD-PROCESS.MCH.NON DOM	106	657	439
247 WOOD ROUGH,ROUGH SQUARED	475 609	32 899	21 021	728 OTH.MACH,PTS,SPCL INDUST	1 007	4 076	2 747
248 WOOD, SIMPLY WORKED	44 842	3 526	2 244	733 MACH-TOOLS,METAL-WORKING	41	62	43
263 COTTON	54 518	11 397	7 087	735 PARTS,NES,FOR MACH-TOOLS	3	49	32
292 CRUDE VEG.MATERIALS, NES	1 279	481	302	741 HEATING,COOLING EQUIP,PART	872	974	620
333 PETROLEUM OILS, CRUDE	1 226 565	25 790	17 611	742 PUMPS FOR LIQUIDS,PARTS	54	329	205
422 FIXED VEG.FAT,OILS,OTHER	4 979	333	223	743 PUMPS NES,CENTRIFUGS ETC	451	866	566
634 VENEERS, PLYWOOD, ETC.	3 725	719	458	744 MECHANICAL HANDLING EQUIP	760	1 566	1 011
635 WOOD MANUFACTURES, NES	257	72	46	745 OTH.NONELEC MCH,TOOL,NES	371	3 359	2 207
684 ALUMINIUM	64 708	15 751	9 967	746 BALL OR ROLLER BEARINGS	8	96	59
714 ENGINES,MOTORS NON-ELECT	7	1 094	692	747 TAPS,COCKS,VALVES,ETC.	18	242	154
778 ELECTRIC.MACH.APPART.NES	1	83	52	748 TRANSMISSIONS SHAFTS ETC	50	427	269
874 MEASURE,CONTROL INSTRMNT		121	75	749 NON-ELECT MACH.PARTS,ETC	82	322	209
898 MUSICAL INSTRUMENTS,ETC.	66	86	55	751 OFFICE MACHINES	37	109	71
EXPORTS	296 709	153 204	98 494	752 AUTOMATC.DATA PROC.EQUIP	7	337	214
022 MILK AND CREAM	1 610	444	274	763 SOUND RECORDER,PHONOGRPH	6	321	221
048 CEREAL PREPARATIONS	103	96	57	764 TELECOMM.EQUIP.PARTS NES	333	16 742	10 801
054 VEGETABLES	790	1 185	739	771 ELECT POWER MACHNY.PARTS	12	116	73
061 SUGARS,MOLASSES,HONEY	1 101	64	40	772 ELEC.SWITCH.RELAY.CIRCUT	120	635	403
081 ANIMAL FEED STUFF	2 275	171	106	774 ELECTRO-MEDCL,XRAY EQUIP	89	1 507	1 011
098 EDIBLE PROD.PREPRPTS,NES	205	84	55	775 DOM.ELEC,NON-ELEC.EQUIPT	57	125	79
112 ALCOHOLIC BEVERAGES	337	53	33	778 ELECTRIC.MACH.APPART.NES	4 027	6 270	3 984
122 TOBACCO, MANUFACTURED	14 084	29 572	19 055	781 PASS.MOTOR VEHCLS.EX.BUS	1 625	4 189	2 731
251 PULP AND WASTE PAPER	574	77	51	782 GOODS,SPCL TRANSPORT VEH	4 730	6 274	3 983
269 WORN CLOTHING,TEXTL.ARTL	2 387	953	615	783 ROAD MOTOR VEHICLES NES	2 771	5 435	3 470
273 STONE, SAND AND GRAVEL	66	53	37	784 PARTS,TRACTORS,MOTOR VEH	1 578	3 780	2 433
278 OTHER CRUDE MINERALS	2 629	51	32	786 TRAILERS,SEMI-TRAILR,ETC	2 234	1 376	881
				791 RAILWAY VEHICLES,EQUIPNT	1 003	3 168	1 963
				811 PREFABRICATED BUILDINGS	36	52	36
				813 LIGHTING FIXTURES ETC.NES	252	461	293
				821 FURNITURE,CUSHIONS,ETC.	112	124	78
				831 TRUNK,SUITCASES,BAG,ETC	1	48	32



## 7 IMPORTS AND EXPORTS (SPECIAL TRADE) BY COUNTRIES OF PRODUCTION AND CONSUMPTION AND BY GROUPS OF THE SITC-REV. III 1992

GROUP DESCRIPTION	DT = 100 KG	1 000 DM	1 000 \$	GROUP DESCRIPTION	DT = 100 KG	1 000 DM	1 000 \$
841 MENS,BOYS CLOTHNG,X-KNIT	4	112	70	287 ORE,CONCENTR.BASE METALS	311 030	7 761	5 054
845 OTHR.TEXTILE APPAREL,NES	9	94	62	288 NON-FERROUS WASTE,SCRAP	175	53	35
872 MEDICAL INSTRUMENTS NES	129	395	254	333 PETROLEUM OILS, CRUDE	3 196 220	68 512	43 860
873 METERS,COUNTERS,NES	613	509	319	422 FIXED VEG.FAT,OILS,OTHER	5 190	338	227
874 MEASURE,CONTROL INSTRMNT	43	1 696	1 129	634 VENEERS, PLYWOOD, ETC.	2 128	940	585
882 PHOTO.CINEMATOGRPH.SUPPL	381	334	216				
892 PRINTED MATTER	471	615	400	EXPORTS	184 940	45 000	29 036
893 ARTICLES,NES,OF PLASTICS	130	215	136				
895 OFFICE,STATIONERY SUPPLS	67	222	144	011 BOVINE MEAT	7 379	1 003	640
898 MUSICAL INSTRUMENTS,ETC.	3	91	60	012 OTHER MEAT, MEAT OFFAL	2 137	401	259
				022 MILK AND CREAM	2 742	379	247
CENT AFR REP				023 BUTTER,OTHER FAT OF MILK	480	112	70
IMPORTS	24 422	2 916	1 864	054 VEGETABLES	243	397	253
071 COFFEE,COFFEE SUBSTITUTE	4 359	663	415	098 EDIBLE PROD.PREPRPTS,NES	158	53	34
247 WOOD ROUGH,ROUGH SQUARED	18 656	1 674	1 069	112 ALCOHOLIC BEVERAGES	2 357	370	235
292 CRUDE VEG.MATERIALS, NES	187	101	70	269 WORN CLOTHING,TEXTL.ARTL	2 242	671	434
431 ANIMAL,VEG.FATS,OILS,NES	334	182	121	278 OTHER CRUDE MINERALS	23 746	682	439
728 OTH.MACH,PTS,SPCL INDUST	150	46	31	292 CRUDE VEG.MATERIALS, NES	77	311	195
821 FURNITURE,CUSHIONS,ETC.	4	71	45	335 RESIDUAL PETROL.PRODUCTS	489	61	37
842 WOMEN,GIRL CLOTHING,XKNIT	5	53	37	514 NITROGEN-FUNCT.COMPOUNDS	198	105	72
				522 INORGANIC CHEM.ELEMENTS	3 437	280	177
EXPORTS	10 711	8 712	5 554	523 METAL.SALTS,INORGAN.ACID	2 003	98	61
054 VEGETABLES	67	210	130	542 MEDICAMENTS	714	195	131
292 CRUDE VEG.MATERIALS, NES	91	88	55	554 SOAP,CLEANERS,POLISH,ETC	371	147	88
334 PETROLEUM PRODUCTS	420	104	70	562 FERTILIZER,EXCEPT GRP272	3 750	117	74
523 METAL.SALTS,INORGAN.ACID	2 403	68	43	574 POLYACETAL,POLYCARBONATE	700	303	194
533 PIGMENTS, PAINTS, ETC.	125	117	73	575 OTH.PLASTIC,PRIMARY FORM	689	291	182
592 STARCHES,INULIN,ETC.	462	148	96	582 PLASTIC PLATE,SHEETS,ETC	96	114	73
598 MISC.CHEMICAL PRODS,NES	54	98	65	591 INSECTICIDES, ETC.	740	537	342
625 RUBBER TYRES,TUBES,ETC.	66	67	44	592 STARCHES,INULIN,ETC.	669	266	171
641 PAPER AND PAPERBOARD	195	108	68	598 MISC.CHEMICAL PRODS,NES	2 434	805	514
642 PAPER,PAPERBOARD,CUT ETC	54	54	33	621 MATERIALS OF RUBBER	62	96	63
657 SPECIAL YARN,XTL.FABRIC	52	94	58	625 RUBBER TYRES,TUBES,ETC.	1 759	466	301
675 FLAT-ROLLED, ALLOY STEEL	159	52	34	629 ARTICLES OF RUBBER, NES	25	75	46
684 ALUMINIUM	232	453	296	641 PAPER AND PAPERBOARD	431	337	216
691 METALLIC STRUCTURES NES	963	231	146	642 PAPER,PAPERBOARD,CUT ETC	218	803	496
695 TOOLS	111	72	49	652 COTTON FABRICS, WOVEN	178	646	416
713 INTRNL COMBUS PSTN ENGIN	38	144	94	653 FABRICS,MAN-MADE FIBRES	55	66	44
716 ROTATING ELECTRIC PLANT	19	75	51	681 LIME,CEMENT,CONSTR.MATRL	10 000	165	105
723 CIVIL ENGINEERING EQUIPT	781	897	570	682 CLAY,REFRCT,CONSTR.MATRL	1 399	229	141
725 PAPER,PULP MILL MACHINES	16	44	30	663 MINERAL MANUFACTURES,NES	105	139	89
726 PRINTNG,BOOKBINDNG MACHS	9	48	31	671 PIG IRON,SPIEGELEISN,ETC	2 363	336	214
727 FOOD-PROCESS.MCH.NON DOM	11	70	48	673 FLAT-ROLLED IRON ETC.	747	124	78
728 OTH.MACH,PTS,SPCL INDUST	155	76	50	676 IRON,STL.BAR,SHAPES ETC.	575	84	55
735 PARTS,NES,FOR MACH-TOOLS	4	63	39	679 TUBES,PIPES,ETC.IRON,STL	99 839	13 483	8 904
742 PUMPS FOR LIQUIDS,PARTS	20	65	42	684 ALUMINIUM	110	250	162
743 PUMPS NES,CENTRIFUGS ETC	34	247	155	695 TOOLS	50	201	125
744 MECHANICAL HANDLNG EQUIP	68	84	55	699 MANUFACTS.BASE METAL,NES	239	256	162
745 OTH.NONELEC MCH,TOOL,NES	5	74	49	713 INTRNL COMBUS PSTN ENGIN	30	218	140
749 NON-ELECT MACH.PARTS,ETC	24	78	43	716 ROTATING ELECTRIC PLANT	46	216	136
774 ELECTRO-MEDCL,XRAY EQUIP	19	56	34	718 OTH.POWR,GENRTNG.MACHNRY	35	246	166
778 ELECTRIC.MACH,APPART,NES	12	52	33	721 AGRIC.MACHINES,EX.TRACTR	33	81	51
781 PASS.MOTOR VEHCLS.EX.BUS	128	539	353	722 TRACTORS	148	164	104
782 GOODS,SPCL TRANSPORT VEH	1 320	1 630	1 028	723 CIVIL ENGINEERING EQUIPT	424	702	451
784 PARTS,TRACTORS,MOTOR VEH	485	760	487	728 OTH.MACH,PTS,SPCL INDUST	37	269	165
786 TRAILERS,SEMI-TRAILR,ETC	695	470	295	741 HEATING,COOLNG EQUIP,PART	14	165	109
842 WOMEN,GIRL CLOTHING,XKNIT	13	63	39	742 PUMPS FOR LIQUIDS,PARTS	450	2 264	1 420
874 MEASURE,CONTROL INSTRMNT	2	57	36	743 PUMPS NES,CENTRIFUGS ETC	41	172	101
				744 MECHANICAL HANDLNG EQUIP	100	793	544
EQUAT GUINEA				745 OTH.NONELEC MCH,TOOL,NES	264	1 471	966
IMPORTS	94 566	3 750	2 387	746 BALL OR ROLLER BEARINGS	3	84	54
247 WOOD ROUGH,ROUGH SQUARED	92 583	3 603	2 292	747 TAPS,COCKS,VALVES,ETC.	120	718	442
248 WOOD, SIMPLY WORKED	1 734	100	66	748 TRANSMISSIONS SHAFTS ETC	35	223	138
EXPORTS	3 547	870	566	749 NON-ELECT MACH.PARTS,ETC	87	300	197
037 FISH ETC.PREPD,PRSD,NES	333	194	131	751 OFFICE MACHINES	62	206	130
269 WORN CLOTHING,TEXTL.ARTL	1 689	257	169	752 AUTOMATC.DATA PROC.EQUIP	9	175	105
781 PASS.MOTOR VEHCLS.EX.BUS	38	174	108	762 RADIO-BROADCAST RECEIVER	9	79	50
				763 SOUND RECORDER,PHONOGRPH	1	56	33
S TOME PRINC				764 TELECOMM.EQUIP.PARTS NES	7	165	109
IMPORTS	10 523	2 176	1 395	771 ELECT POWER MACHNY,PARTS	8	50	31
072 COCOA	10 513	2 169	1 391	772 ELEC SWITCH,RELAY,CIRCUIT	6	82	50
EXPORTS	5 355	1 225	787	774 ELECTRO-MEDCL,XRAY EQUIP	3	83	54
022 MILK AND CREAM	470	151	103	778 ELECTRIC.MACH,APPART,NES	101	430	262
037 FISH ETC.PREPD,PRSD,NES	332	153	96	781 PASS.MOTOR VEHCLS.EX.BUS	120	476	305
061 SUGARS,MOLASSES,HONEY	3 670	148	95	782 GOODS,SPCL TRANSPORT VEH	351	222	142
752 AUTOMATC.DATA PROC.EQUIP	6	60	40	783 ROAD MOTOR VEHICLES NES	200	101	68
761 TELEVISION RECEIVERS ETC	27	61	39	784 PARTS,TRACTORS,MOTOR VEH	770	1 946	1 250
782 GOODS,SPCL TRANSPORT VEH	70	86	58	786 TRAILERS,SEMI-TRAILR,ETC	424	328	217
784 PARTS,TRACTORS,MOTOR VEH	18	50	32	791 RAILWAY VEHICLES.EQUIPNT	271	702	453
				793 SHIP,BOAT,FLOAT.STRUCTRS	2 300	3 290	2 083
GABON				871 OPTICAL INSTRUMENTS,NES	5	70	45
IMPORTS	3 734 149	91 260	58 487	872 MEDICAL INSTRUMENTS NES	31	129	81
034 FISH,FRESH,CHILLED,FROZEN	97	88	55	874 MEASURE,CONTROL INSTRMNT	45	752	475
072 COCOA	10 306	1 967	1 240	882 PHOTO.CINEMATOGRPH.SUPPL	69	58	37
231 NATURAL RUBBER, ETC.	1 009	130	82	893 ARTICLES,NES,OF PLASTICS	94	153	96
247 WOOD ROUGH,ROUGH SQUARED	207 313	11 060	7 090	895 OFFICE,STATIONERY SUPPLS	106	367	236
				CONGO			
				IMPORTS	391 788	44 324	28 201
				072 COCOA	4 298	859	536
				247 WOOD ROUGH,ROUGH SQUARED	318 471	25 929	16 512
				248 WOOD, SIMPLY WORKED	10 758	1 300	836
				634 VENEERS, PLYWOOD, ETC.	58 084	15 836	10 061
				743 PUMPS NES,CENTRIFUGS ETC	24	177	109
				EXPORTS	201 866	18 849	12 035



7 IMPORTS AND EXPORTS (SPECIAL TRADE) BY COUNTRIES OF PRODUCTION AND CONSUMPTION AND BY GROUPS OF THE SITC-REV. III 1992

GROUP DESCRIPTION	DT = 100 KG	1 000 DM	1 000 \$	GROUP DESCRIPTION	DT = 100 KG	1 000 DM	1 000 \$
011 BOVINE MEAT	4 250	340	210	292 CRUDE VEG.MATERIALS, NES	56	57	36
022 MILK AND CREAM	150	46	31	335 RESIDUAL PETROL.PRODUCTS	3 272	453	236
054 VEGETABLES	221	462	296	511 HYDROCARBONS,NES,DERIVTS	1 219	269	168
061 SUGARS,MOLASSES,HONEY	6 250	271	163	512 ALCOHOL,PHENOL,ETC.DERIV	564	94	56
112 ALCOHOLIC BEVERAGES	1 301	202	133	513 CARBOXYLIC ACIDS,DERIVTS	162	86	55
232 SYNTHETIC RUBBER, ETC.	348	125	84	514 NITROGEN-FUNCT.COMPOUNDS	2 139	1 784	1 134
269 WORN CLOTHING,TEXTL.ARTL	1 067	249	161	515 ORGANO-INORGANIC COMPOUNDS	26	129	84
278 OTHER CRUDE MINERALS	50 244	1 302	827	516 OTHER ORGANIC CHEMICALS	41	84	54
292 CRUDE VEG.MATERIALS, NES	88	301	185	522 INORGANIC CHEM.ELEMENTS	10 597	833	534
334 PETROLEUM PRODUCTS	281	51	32	523 METAL.SALTS,INORGAN.ACID	1 794	88	54
522 INORGANIC CHEM.ELEMENTS	1 168	91	58	531 SYNTH.COLOURS,LAKES,ETC.	283	1 656	1 041
523 METAL.SALTS,INORGAN.ACID	5 489	310	207	533 PIGMENTS, PAINTS, ETC.	781	311	194
542 MEDICAMENTS	167	63	38	541 MEDICINES,ETC.EXC.GRP542	32	286	184
554 SOAP,CLEANERS,POLISH,ETC	244	67	41	542 MEDICAMENTS	367	229	145
562 FERTILIZER,EXCEPT GRP272	10 990	281	178	551 ESSNTL.OIL, PERFUME,FLAVR	434	484	311
575 OTH.PLASTIC,PRIMARY FORM	865	300	196	554 SOAP,CLEANERS,POLISH,ETC	1 918	907	593
582 PLASTIC PLATE,SHEETS,ETC	174	132	84	571 POLYMERS OF ETHYLENE	826	98	62
598 MISC.CHEMICAL PRODS,NES	182	89	52	572 POLYMERS OF STYRENE	153	46	32
625 RUBBER TYRES,TUBES,ETC.	840	391	257	574 POLYACETAL,POLYCARBONATE	1 905	449	283
629 ARTICLES OF RUBBER, NES	16	53	34	575 OTH.PLASTIC,PRIMARY FORM	1 743	907	582
641 PAPER AND PAPERBOARD	330	100	65	581 PLASTIC TUBE,PIPE,HOSE	115	191	131
642 PAPER,PAPERBOARD,CUT ETC	402	291	185	582 PLASTIC PLATE,SHEETS,ETC	331	222	138
652 COTTON FABRICS, WOVEN	38	134	89	591 INSECTICIDES, ETC.	137	142	89
653 FABRICS,MAN-MADE FIBRES	53	56	35	592 STARCHES, INULIN,ETC.	1 988	873	559
655 KNIT,CROCHET,FABRIC NES	99	125	78	597 PREPRD ADDITIVES,LIQUIDS	155	60	38
657 SPECIAL YARN,TXTL.FABRIC	35	81	50	598 MISC.CHEMICAL PRODS,NES	3 308	1 659	1 028
661 LIME,CEMENT,CONSTR.MATRL	105 010	1 636	1 041	621 MATERIALS OF RUBBER	40	117	75
662 CLAY,REFRCT.CONSTR.MATRL	1 004	125	78	625 RUBBER TYRES,TUBES,ETC.	797	624	405
663 MINERAL MANUFACTURES,NES	29	64	42	629 ARTICLES OF RUBBER, NES	498	891	559
673 FLAT-ROLLED IRON ETC.	697	142	91	641 PAPER AND PAPERBOARD	2 168	1 771	1 144
674 FLAT-ROLLED PLATED IRON	2 940	560	363	642 PAPER,PAPERBOARD,CUT ETC	654	399	259
679 TUBES,PIPES,ETC.IRON,STL	1 156	327	211	653 FABRICS,MAN-MADE FIBRES	132	106	71
684 ALUMINIUM	101	363	227	657 SPECIAL YARN,TXTL.FABRIC	105	104	64
693 WIRE PRODUCTS EXCL.ELECT	328	116	71	662 CLAY,REFRCT.CONSTR.MATRL	2 351	348	215
695 TOOLS	121	704	451	663 MINERAL MANUFACTURES,NES	41	103	68
699 MANUFACTS.BASE METAL,NES	1 037	636	400	671 PIG IRON, SPIEGELEISN,ETC	944	288	175
713 INTRNL COMBUS PSTN ENGIN	115	440	275	673 FLAT-ROLLED IRON ETC.	7 863	825	526
714 ENGINES,MOTORS NON-ELECT	2	114	72	674 FLAT-ROLLED PLATED IRON	1 556	315	199
716 ROTATING ELECTRIC PLANT	58	140	91	678 WIRE OF IRON OR STEEL	702	131	82
721 AGRIC.MACHINES,EX.TRACTR	53	60	38	679 TUBES,PIPES,ETC.IRON,STL	614	477	323
723 CIVIL ENGINEERING EQUIPT	301	203	130	684 ALUMINIUM	125	265	175
726 PRINTNG,BOOKBINDNG MACHS	131	503	313	692 CONTAINERS, STORAGE,TRNSP	249	329	210
728 OTH.MACH,PTS,SPCL INDUST	129	633	404	693 WIRE PRODUCTS EXCL.ELECT	240	149	94
731 METAL REMOVAL WORK TOOLS	62	110	67	694 NAILS,SCREWS,NUTS,ETC.	178	146	92
735 PARTS,NES,FOR MACH-TOOLS	1	56	34	695 TOOLS	148	435	287
742 PUMPS FOR LIQUIDS,PARTS	85	306	202	696 CUTLERY	340	791	527
743 PUMPS NES,CENTRIFUGS ETC	29	181	115	697 HOUSEHOLD EQUIPMENT,NES	145	75	46
744 MECHANICAL HANDLING EQUIP	143	476	310	699 MANUFACTS.BASE METAL,NES	182	254	159
745 OTH.NONELEC MCH,TOOL,NES	39	383	245	700 CPL IND PLANT (84/85/87)	1 759	3 819	2 434
749 NON-ELECT MACH.PARTS,ETC	25	84	54	713 INTRNL COMBUS PSTN ENGIN	1 102	647	419
751 OFFICE MACHINES	44	118	78	716 ROTATING ELECTRIC PLANT	61	206	128
752 AUTOMATC.DATA PROC.EQUIP	3	74	48	722 TRACTORS	49	60	38
754 TELECOMM.EQUIP.PARTS NES	1	111	70	723 CIVIL ENGINEERING EQUIPT	201	1 873	1 164
772 ELEC.SWITCH.RELAY.CIRCUIT	4	62	39	724 TEXTILE,LEATHER MACHINES	64	691	445
778 ELECTRIC.MACH.APPART,NES	185	370	239	725 PAPER,PULP MILL MACHINES	6	89	55
781 PASS.MOTOR VEHCLS.EX.BUS	254	706	444	726 PRINTNG,BOOKBINDNG MACHS	27	291	182
782 GOODS,SPCL TRANSPORT VEH	506	568	375	727 FOOD-PROCESS.MCH.NON DOM	87	746	483
784 PARTS,TRACTORS,MOTOR VEH	285	970	638	728 OTH.MACH,PTS,SPCL INDUST	1 251	3 578	2 295
786 TRAILERS,SEMI-TRAILR,ETC	72	81	53	731 METAL REMOVAL WORK TOOLS	88	117	71
874 MEASURE,CONTROL INSTRMNT	17	136	82	735 PARTS,NES,FOR MACH-TOOLS	4	89	59
895 OFFICE,STATIONERY SUPPLS	26	91	55	737 METALWORKING MACHNRY NES	43	231	141
898 MUSICAL INSTRUMENTS,ETC.	2	55	36	741 HEATING,COOLNG EQUIP,PART	59	502	319
				742 PUMPS FOR LIQUIDS,PARTS	255	1 806	1 207
				743 PUMPS NES,CENTRIFUGS ETC	94	360	232
				744 MECHANICAL HANDLING EQUIP	100	260	163
				745 OTH.NONELEC MCH,TOOL,NES	80	1 073	688
				746 BALL OR ROLLER BEARINGS	59	178	113
				747 TAPS,COCKS,VALVES,ETC.	34	163	102
				748 TRANSMISSIONS SHAFTS ETC	154	1 981	1 265
				749 NON-ELECT MACH.PARTS,ETC	28	135	86
				751 OFFICE MACHINES	36	149	91
				752 AUTOMATC.DATA PROC.EQUIP	2	65	41
				759 PARTS,FOR OFFICE MACHINES	10	54	33
				764 TELECOMM.EQUIP.PARTS NES	18	203	128
				771 ELECT POWER MACHNRY.PARTS	158	189	122
				772 ELEC.SWITCH.RELAY.CIRCUIT	109	838	557
				773 ELECTR DISTRIBT.EQPT NES	101	178	120
				774 ELECTRO-MEDCL,XRAY EQUIP	2	50	33
				775 DOM.ELEC,NON-ELEC.EQUIPT	241	264	165
				778 ELECTRIC.MACH.APPART,NES	949	1 326	867
				781 PASS.MOTOR VEHCLS.EX.BUS	5 173	15 763	10 085
				782 GOODS,SPCL TRANSPORT VEH	2 109	2 724	1 745
				783 ROAD MOTOR VEHICLES NES	140	293	181
				784 PARTS,TRACTORS,MOTOR VEH	1 083	4 084	2 674
				785 CYCLES,MOTORCYCLES ETC.	110	177	109
				786 TRAILERS,SEMI-TRAILR,ETC	508	223	137
				791 RAILWAY VEHICLES.EQUIPNT	767	1 098	688
				793 SHIP,BOAT,FLDAT.STRUCTRS	1 341	1 534	923
				831 TRUNK,SUITCASES,BAG,ETC	44	115	75
				848 CLOTHING,NONXTL;HEADGEAR	47	159	102
				851 FOOTWEAR	102	126	78
				872 MEDICAL INSTRUMENTS NES	166	330	211
				873 METERS,COUNTERS,NES	6	78	53
				874 MEASURE,CONTROL INSTRMNT	28	406	266
				892 PRINTED MATTER	374	3 575	2 182
				893 ARTICLES,NES,OF PLASTICS	33	89	54
				894 BABY CARRIAGE,TOYS,GAMES	12	45	30
				895 OFFICE,STATIONERY SUPPLS	12	1 268	837
				898 MUSICAL INSTRUMENTS,ETC.	6	71	44
ZAIRE							
IMPORTS							
001 LIVE ANIMALS	3	53	35				
034 FISH,FRESH,CHILLED,FROZN	27	268	174				
071 COFFEE,COFFEE SUBSTITUTE	30 907	6 199	3 936				
072 COCOA	1 095	205	132				
074 TEA AND MATE	376	158	106				
121 TOBACCO, UNMANUFACTURED	5 925	3 200	1 964				
231 NATURAL RUBBER, ETC.	9 844	1 274	829				
246 WOOD IN CHIPS, PARTICLES	700	133	90				
247 WOOD ROUGH,ROUGH SQUARED	82 455	6 737	4 358				
248 WOOD, SIMPLY WORKED	19 468	2 632	1 685				
277 NATURAL ABRASIVES, NES		1 496	950				
287 ORE,CONCENTR.BASE METALS	10 451	5 111	3 219				
288 NON-FERROUS WASTE,SCRAP	35	132	80				
292 CRUDE VEG.MATERIALS, NES	6 443	10 981	6 933				
333 PETROLEUM OILS, CRUDE	600 720	13 224	8 517				
422 FIXED VEG.FAT,OILS,OTHER	754	53	34				
516 OTHER ORGANIC CHEMICALS	30	235	155				
634 VENEERS, PLYWOOD, ETC.	15 373	3 935	2 529				
635 WOOD MANUFACTURES, NES	565	200	131				
667 PEARLS,PRECIOUS STONES	150	571	378				
682 COPPER	70 327	25 288	16 251				
689 MISC.NON-FERR.BASE METAL	4 154	32 215	20 048				
745 OTH.NONELEC MCH,TOOL,NES	124	96	59				
791 RAILWAY VEHICLES.EQUIPNT	180	71	44				
EXPORTS							
011 BOVINE MEAT	18 402	4 369	2 706				
022 MILK AND CREAM	2 247	373	235				
046 MEAL, FLOUR OF WHEAT,MSLN	4 976	109	69				
054 VEGETABLES	193	490	308				
267 OTHER MAN-MADE FIBRES	859	778	490				



## 7 IMPORTS AND EXPORTS (SPECIAL TRADE) BY COUNTRIES OF PRODUCTION AND CONSUMPTION AND BY GROUPS OF THE SITC-REV. III 1992

GROUP DESCRIPTION	DT = 100 KG	1 000 DM	1 000 \$	GROUP DESCRIPTION	DT = 100 KG	1 000 DM	1 000 \$
941 COMPL IND PLANT CHAPT 99	1 737	1 283	819	287 ORE,CONCENTR.BASE METALS	640	755	474
RWANDA				292 CRUDE VEG.MATERIALS, NES	1 313	210	131
IMPORTS	155 394	40 692	25 908	598 MISC.CHEMICAL PRODTS,NES	33	354	276
071 COFFEE,COFFEE SUBSTITUTE	152 400	38 895	24 737	667 PEARLS,PRECIOUS STONES			
292 CRUDE VEG.MATERIALS, NES	1 731	594	364	781 PASS.MOTOR VEHCLS.EX.BUS	172	976	650
641 PAPER AND PAPERBOARD	253	46	32	EXPORTS	28 685	25 380	16 124
684 ALUMINIUM	509	98	68	022 MILK AND CREAM	6 000	1 693	1 073
687 TIN	51	50	31	046 MEAL, FLOUR OF WHEAT,MSLN	1 710	56	36
752 AUTOMATC.DATA PROC.EQUIP		70	48	048 CEREAL PREPARATIONS	722	62	40
759 PARTS, FOR OFFICE MACHINS	2	158	105	112 ALCOHOLIC BEVERAGES	728	118	75
874 MEASURE,CONTROL INSTRMNT	1	325	225	267 OTHER MAN-MADE FIBRES	402	368	240
EXPORTS	37 974	32 213	20 577	292 CRUDE VEG.MATERIALS, NES	133	455	288
022 MILK AND CREAM	1 850	609	410	335 RESIDUAL PETROL.PRODUCTS	808	120	76
048 CEREAL PREPARATIONS	1 000	60	38	421 FIXED VEG.FAT,OILS, SOFT	500	70	44
061 SUGARS,MOLASSES,HONEY	1 385	105	66	511 HYDROCARBONS,NES,DERIVTS	117	79	49
112 ALCOHOLIC BEVERAGES	3 084	495	309	515 ORGANO-INORGANIC COMPNDS	250	612	368
334 PETROLEUM PRODUCTS	1 776	197	127	522 INORGANIC CHEM.ELEMENTS	5 616	793	518
335 RESIDUAL PETROL.PRODUCTS	1 998	287	187	531 SYNTH.COLOURS,LAKES,ETC.	56	298	187
513 CARBOXYLIC ACIDS,DERIVTS	31	42	30	533 PIGMENTS, PAINTS, ETC.	418	129	83
515 ORGANO-INORGANIC COMPNDS	18	85	51	541 MEDICINES,ETC.EXC.GRP542	14	277	183
522 INORGANIC CHEM.ELEMENTS	2 543	275	172	542 MEDICAMENTS	57	122	74
523 METAL.SALTS, INORGAN.ACID	2 726	144	90	551 ESSNTL.OIL, PERFUME, FLAVR	61	178	118
533 PIGMENTS, PAINTS, ETC.	393	181	117	554 SOAP,CLEANERS,POLISH,ETC	150	80	50
541 MEDICINES,ETC.EXC.GRP542	67	744	459	573 POLYMERS,VINYL CHLORIDE	720	270	174
542 MEDICAMENTS	23	230	143	581 PLASTIC TUBE,PIPE,HOSE	312	101	64
551 ESSNTL.OIL, PERFUME, FLAVR	47	213	135	582 PLASTIC PLATE,SHEETS,ETC	52	104	66
554 SOAP,CLEANERS,POLISH,ETC	274	86	57	591 INSECTICIDES, ETC.	177	154	97
571 POLYMERS OF ETHYLENE	1 139	154	103	592 STARCHES, INULIN,ETC.	105	74	46
575 OTH.PLASTIC,PRIMARY FORM	499	208	136	598 MISC.CHEMICAL PRODTS,NES	370	255	162
581 PLASTIC TUBE,PIPE,HOSE	260	86	54	625 RUBBER TYRES,TUBES,ETC.	261	182	116
582 PLASTIC PLATE,SHEETS,ETC	42	51	34	629 ARTICLES OF RUBBER, NES	20	60	36
592 STARCHES, INULIN,ETC.	315	136	87	641 PAPER AND PAPERBOARD	649	154	100
598 MISC.CHEMICAL PRODTS,NES	94	119	77	642 PAPER,PAPERBOARD,CUT ETC	175	100	63
629 ARTICLES OF RUBBER, NES	61	312	206	663 MINERAL MANUFACTURES,NES	26	76	48
641 PAPER AND PAPERBOARD	341	50	32	679 TUBES,PIPES,ETC. IRON,STL	244	61	40
642 PAPER,PAPERBOARD,CUT ETC	201	141	88	695 TOOLS	56	148	93
657 SPECIAL YARN,TXTL.FABRIC	245	147	93	699 MANUFACTS.BASE METAL,NES	44	105	66
663 MINERAL MANUFACTURES,NES	201	208	128	712 STEAM TURBINES		66	40
664 GLASS	517	72	45	713 INTRNL COMBUS PSTN ENGIN	9	92	57
679 TUBES,PIPES,ETC. IRON,STL	260	172	117	716 ROTATING ELECTRIC PLANT	41	148	97
684 ALUMINIUM	172	816	551	718 OTH.POWR.GENRTNG.MACHNRY	81	163	100
692 CONTAINERS, STORAGE, TRNSP	143	324	216	721 AGRIC.MACHINES,EX.TRACTR	48	117	75
693 WIRE PRODUCTS EXCL.ELECT	265	406	249	723 CIVIL ENGINEERING EQUIPT	243	264	162
694 NAILS,SCREWS,NUTS,ETC.	218	104	67	726 PRINTNG,BOOKBINDNG MACHS	19	190	119
695 TOOLS	191	505	326	727 FOOD-PROCESS.MCH.NON DOM	52	232	145
699 MANUFACTS.BASE METAL,NES	46	171	101	728 OTH.MACH,PTS,SPCL INDUST	65	364	228
713 INTRNL COMBUS PSTN ENGIN	45	198	125	731 METAL REMOVAL WORK TOOLS	12	50	32
716 ROTATING ELECTRIC PLANT	119	620	425	735 PARTS,NES, FOR MACH-TOOLS	2	63	39
718 OTH.POWR.GENRTNG.MACHNRY	5	152	102	741 HEATING,COOLNG EQUIP,PART	64	207	136
724 TEXTILE,LEATHER MACHINES	311	597	380	742 PUMPS FOR LIQUIDS,PARTS	28	181	117
726 PRINTNG,BOOKBINDNG MACHS	43	57	35	743 PUMPS NES,CENTRIFUGS ETC	39	381	237
727 FOOD-PROCESS.MCH.NON DOM	37	149	95	745 OTH.NONELEC MCH,TOOL,NES	43	178	114
728 OTH.MACH,PTS,SPCL INDUST	119	511	324	749 NON-ELECT MACH,PARTS,ETC	28	108	71
731 METAL REMOVAL WORK TOOLS	19	62	41	752 AUTOMATC.DATA PROC.EQUIP	5	116	73
741 HEATING,COOLNG EQUIP,PART	605	598	361	764 TELECOMM.EQUIP,PARTS NES	21	485	317
742 PUMPS FOR LIQUIDS,PARTS	5	64	40	772 ELEC.SWITCH.RELAY.CIRCUT	10	93	58
743 PUMPS NES,CENTRIFUGS ETC	93	713	439	774 ELECTRO-MEDCL,XRAY EQUIP	6	106	67
745 OTH.NONELEC MCH,TOOL,NES	14	105	68	775 DOM.ELEC,NON-ELEC.EQUIPT	58	88	58
746 BALL OR ROLLER BEARINGS	14	54	31	778 ELECTRIC.MACH.APPART,NES	384	491	313
747 TAPS,COCKS,VALVES,ETC.	24	61	39	781 PASS.MOTOR VEHCLS.EX.BUS	1 389	7 258	4 674
748 TRANSMISSIONS SHAFTS ETC	34	108	70	782 GOODS,SPCL TRANSPORT VEH	945	2 426	1 483
749 NON-ELECT MACH,PARTS,ETC	45	180	114	784 PARTS,TRACTORS,MOTOR VEH	360	1 426	913
751 OFFICE MACHINES	23	132	82	813 LIGHTING FIXTURES ETC,NES	28	59	37
752 AUTOMATC.DATA PROC.EQUIP	14	325	208	821 FURNITURE,CUSHIONS,ETC.	98	193	118
759 PARTS, FOR OFFICE MACHINS	29	114	73	845 OTHR.TEXTILE APPAREL,NES	4	48	34
764 TELECOMM.EQUIP,PARTS NES	2 127	4 112	2 562	872 MEDICAL INSTRUMENTS NES	3	55	35
771 ELECT POWER MACHNRY,PARTS	14	210	143	874 MEASURE,CONTROL INSTRMNT	11	381	243
772 ELEC.SWITCH.RELAY.CIRCUT	197	1 003	664	892 PRINTED MATTER	109	174	109
773 ELECTR DISTRIB.EQPT NES	648	711	469	893 ARTICLES,NES,OF PLASTICS	89	93	60
775 DOM.ELEC,NON-ELEC.EQUIPT	196	187	118	895 OFFICE,STATIONERY SUPPLS	17	116	72
776 TRANSISTORS,VALVES,ETC.	2	51	36	ST HELENA			
778 ELECTRIC.MACH.APPART,NES	653	940	605	IMPORTS	43	25	16
781 PASS.MOTOR VEHCLS.EX.BUS	463	1 062	673	EXPORTS	4	18	11
782 GOODS,SPCL TRANSPORT VEH	2 145	4 819	3 107	ANGOLA			
783 ROAD MOTOR VEHICLES NES	267	480	299	IMPORTS	7 914 495	166 268	109 991
784 PARTS,TRACTORS,MOTOR VEH	353	1 551	982	071 COFFEE,COFFEE SUBSTITUTE	180	81	53
821 FURNITURE,CUSHIONS,ETC.	93	106	70	288 NON-FERROUS WASTE,SCRAP	636	84	56
848 CLOTHING,NONTXTL;HEADGEAR	34	76	47	333 PETROLEUM OILS, CRUDE	7 912 460	165 269	109 338
871 OPTICAL INSTRUMENTS,NES	6	259	161	634 VENEERS, PLYWOOD, ETC.	217	113	78
872 MEDICAL INSTRUMENTS NES	33	250	161	759 PARTS, FOR OFFICE MACHINS	7	84	58
874 MEASURE,CONTROL INSTRMNT	22	1 048	677	782 GOODS,SPCL TRANSPORT VEH	420	475	301
882 PHOTO.CINEMATOGRPH.SUPPL	51	50	31	EXPORTS	468 011	145 321	93 703
893 ARTICLES,NES,OF PLASTICS	195	171	112	022 MILK AND CREAM	1 940	435	272
895 OFFICE,STATIONERY SUPPLS	43	85	51	037 FISH ETC.PREPD,PRSVDD,NES	4 800	2 557	1 749
898 MUSICAL INSTRUMENTS,ETC.	4	75	46	046 MEAL, FLOUR OF WHEAT,MSLN	61 242	1 932	1 198
BURUNDI				047 OTHER CEREAL MEAL,FLOURS	27 160	819	518
IMPORTS	190 807	54 337	34 417	057 FRUIT,NUTS EXCL.OIL NUTS	1 087	113	78
034 FISH,FRESH,CHILLED,FROZN	22	128	81	061 SUGARS,MOLASSES,HONEY	98 275	4 185	2 786
057 FRUIT,NUTS EXCL.OIL NUTS	671	192	119	073 CHOCOLATE,OTH.COCOA PREP	12	49	33
059 FRUIT, VEGETABLE JUICES	225	51	34				
071 COFFEE,COFFEE SUBSTITUTE	187 317	51 311	32 470				



## 7 IMPORTS AND EXPORTS (SPECIAL TRADE) BY COUNTRIES OF PRODUCTION AND CONSUMPTION AND BY GROUPS OF THE SITC-REV. III 1992

GROUP DESCRIPTION	DT = 100 KG	1 000 DM	1 000 \$	GROUP DESCRIPTION	DT = 100 KG	1 000 DM	1 000 \$
098 EDIBLE PROD.PREPRPTS,NES	327	81	54	763 SOUND RECORDER,PHONOGRPH	11	359	225
111 NON-ALCOHOL.BEVERAGE,NES	6 510	692	439	764 TELECOMM.EQUIP.PARTS NES	57	728	477
112 ALCOHOLIC BEVERAGES	20 285	2 304	1 918	771 ELECT POWER MACHNY.PARTS	40	64	41
232 SYNTHETIC RUBBER, ETC.	2 710	457	305	772 ELEC.SWITCH.RELAY.CIRCUIT	89	435	280
266 SYNTHETIC FIBRES	797	235	141	773 ELECTR.DISTRIB.EQPT NES	121	158	98
267 OTHER MAN-MADE FIBRES	1 071	794	502	774 ELECTRO-MEDCL.XRAY EQUIP	16	394	265
269 WORN CLOTHING,TEXTL.ARTL	1 067	485	316	775 DOM.ELEC.NON-ELEC.EQUIPT	29	56	36
278 OTHER CRUDE MINERALS	2 812	53	36	776 TRANSISTORS,VALVES,ETC.		55	34
292 CRUDE VEG.MATERIALS, NES	46	113	78	778 ELECTRIC.MACH.APPART.NES	1 108	1 673	1 084
334 PETROLEUM PRODUCTS	67	56	37	781 PASS.MOTOR VEHCLS.EX.BUS	17 559	35 041	22 917
421 FIXED VEG.FAT.OILS, SOFT	3 369	405	258	782 GOODS,SPCL TRANSPORT VEH	16 905	7 668	4 870
511 HYDROCARBONS,NES,DERIVTS	56	97	67	783 ROAD MOTOR VEHICLES NES	922	375	249
512 ALCOHOL,PHENOL,ETC.DERIV	886	177	117	784 PARTS,TRACTORS,MOTOR VEH	4 569	7 014	4 539
513 CARBOXYLIC ACIDS,DERIVTS	277	73	45	785 CYCLES,MOTORCYCLES ETC.	38	64	41
514 NITROGEN-FUNCT.COMPOUNDS	559	444	278	786 TRAILERS,SEMI-TRAILR,ETC	747	505	320
516 OTHER ORGANIC CHEMICALS	244	219	135	811 PREFABRICATED BUILDINGS	300	102	70
522 INORGANIC CHEM.ELEMENTS	9 609	957	626	813 LIGHTING FIXTURES ETC.NES	51	150	97
523 METAL.SALTS,INORGAN.ACID	22 891	1 082	683	821 FURNITURE,CUSHIONS,ETC.	325	382	238
524 OTHER CHEMICAL COMPOUNDS	1 514	152	92	841 MENS,BOYS CLOTHING,X-KNIT	15	136	83
531 SYNTH.COLOURS,LAKES,ETC.	178	529	332	845 OTHR.TEXTILE APPAREL,NES	554	899	604
533 PIGMENTS, PAINTS, ETC.	2 376	1 276	783	851 FOOTWEAR	199	126	77
541 MEDICINES,ETC.EXC.GRP542	63	256	161	872 MEDICAL INSTRUMENTS NES	423	1 363	867
542 MEDICAMENTS	95	455	284	874 MEASURE,CONTROL INSTRMNT	72	733	467
551 ESSNTL.OIL,PERFUME,FLAVR	416	426	266	881 PHOTOGRAPH APPAR.ETC.NES	42	1 127	751
553 PERFUMERY,COSMETICS,ETC.	25	63	41	882 PHOTO.CINEMATOGPH.SUPPL	252	615	397
554 SOAP,CLEANERS,POLISH,ETC	895	478	305	884 OPTICAL GOODS NES	9	237	151
571 POLYMERS OF ETHYLENE	24 255	5 686	3 589	885 WATCHES AND CLOCKS	11	158	100
572 POLYMERS OF STYRENE	1 956	720	492	892 PRINTED MATTER	26	53	34
573 POLYMERS,VINYL CHLORIDE	5 878	1 666	1 047	893 ARTICLES,NES,OF PLASTICS	238	306	188
574 POLYACETAL,POLYCARBONATE	2 536	971	586	894 BABY CARRIAGE,TOYS,GAMES	85	71	44
575 OTH.PLASTIC,PRIMARY FORM	2 671	1 461	930	895 OFFICE,STATIONERY SUPPLS	213	352	217
581 PLASTIC TUBE,PIPE,HOSE	35	54	34	898 MUSICAL INSTRUMENTS,ETC.	32	170	109
582 PLASTIC PLATE,SHEETS,ETC	95	179	109	899 MISC MANUFCTRD GOODS NES	69	194	124
583 MONOFILAMENT OF PLASTICS	2 597	713	441	941 COMPL IND PLANT CHAPT 99	85	152	93
591 INSECTICIDES, ETC.	97	199	134				
592 STARCHES,INULIN,ETC.	1 162	1 791	1 142	ETHIOPIA			
597 PREPRD ADDITIVES,LIQUIDS	765	305	208	IMPORTS	92 096	46 002	29 535
598 MISC.CHEMICAL PRDTS,NES	2 384	805	507				
621 MATERIALS OF RUBBER	81	89	56	054 VEGETABLES	5 595	1 352	840
625 RUBBER TYRES,TUBES,ETC.	2 335	1 698	1 086	057 FRUIT,NUTS EXCL.OIL NUTS	303	58	38
629 ARTICLES OF RUBBER, NES	296	1 290	806	071 COFFEE,COFFEE SUBSTITUTE	82 966	34 322	21 926
635 WOOD MANUFACTURES, NES	262	63	43	211 HIDES,SKINS(EX.FURS),RAW	137	278	178
641 PAPER AND PAPERBOARD	1 670	346	216	292 CRUDE VEG.MATERIALS, NES	1 939	735	467
642 PAPER,PAPERBOARD,CUT ETC	161	390	240	532 DYEING,TANNING MATERIALS	398	3 491	2 225
651 TEXTILE YARN	83	584	366	611 LEATHER	439	738	463
653 FABRICS,MAN-MADE FIBRES	345	693	439	51 714 ENGINES,MOTORS NON-ELECT	34	4 392	2 990
654 OTH.TEXTILE FABRIC,WOVEN	115	75	48	845 OTHR.TEXTILE APPAREL,NES	67	125	84
656 TULLE,LACE,EMBROIDRY,ETC	17	79	48	848 CLOTHING,NONXTXL;HEADGEAR	34	187	118
657 SPECIAL YARN,TXTL.FABRIC	144	392	248	EXPORTS	1 103 425	142 684	92 098
658 TEXTILE ARTICLES NES	523	688	471				
661 LIME,CEMENT,CONSTR.MATRL	22 542	236	145	017 MEAT,OFFL.PRPD,PRSD,NES	52	122	80
662 CLAY,REFRCT.CONSTR.MATRL	3 343	907	571	022 MILK AND CREAM	7 788	1 657	1 107
663 MINERAL MANUFACTURES,NES	66	191	125	035 FISH,DRIED,SALTED,SMOKED	1 861	112	73
664 GLASS	99	194	124	041 WHEAT, MESLIN, UNMILLED	805 749	16 218	10 635
665 GLASSWARE	301	153	103	054 VEGETABLES	561	1 437	875
673 FLAT-ROLLED IRON ETC.	4 505	387	253	061 SUGARS,MOLASSES,HONEY	52 708	2 686	1 747
674 FLAT-ROLLED PLATED IRON	357	65	42	098 EDIBLE PROD.PREPRPTS,NES	192	105	67
675 FLAT-ROLLED, ALLOY STEEL	637	325	219	112 ALCOHOLIC BEVERAGES	208	77	50
676 IRON,STL.BAR,SHAPES,ETC.	3 160	297	196	232 SYNTHETIC RUBBER, ETC.	261	47	30
678 WIRE OF IRON OR STEEL	1 280	289	178	248 WOOD, SIMPLY WORKED	909	72	44
679 TUBES,PIPES,ETC.IRON,STL	44 910	7 650	4 816	383 274 SULPHUR,UNRSTD.IRON PYRS	12 494	433	274
682 COPPER	591	448	277	65 292 CRUDE VEG.MATERIALS, NES	92	320	194
684 ALUMINIUM	897	625	383	334 PETROLEUM PRODUCTS	875	180	111
685 LEAD	530	107	65	335 RESIDUAL PETROL.PRODUCTS	4 398	666	431
691 METALLIC STRUCTURES NES	283	115	70	421 FIXED VEG.FAT.OILS, SOFT	41 184	4 428	2 854
692 CONTAINERS,STORAGE,TRNSP	401	444	292	431 ANIMAL,VEG.FATS,OILS,NES	868	92	61
693 WIRE PRODUCTS EXCL.ELECT	65	89	59	512 ALCOHOL,PHENOL,ETC.DERIV	152	49	31
694 NAILS,SCREWS,NUTS,ETC.	72	127	79	513 CARBOXYLIC ACIDS,DERIVTS	1 196	155	99
695 TOOLS	359	1 561	997	515 ORGANO-INORGANIC COMPNDS	268	213	134
696 CUTLERY	10	91	59	516 OTHER ORGANIC CHEMICALS	101	192	125
697 HOUSEHOLD EQUIPMENT,NES	495	199	125	522 INORGANIC CHEM.ELEMENTS	11 018	1 092	697
699 MANUFACTS.BASE METAL,NES	5 568	2 157	1 373	523 METAL.SALTS,INORGAN.ACID	7 544	324	213
713 INTRNL COMBUS PSTN ENGIN	269	2 079	1 366	531 SYNTH.COLOURS,LAKES,ETC.	830	2 728	1 790
714 ENGINES,MOTORS NON-ELECT	63	1 218	812	532 DYEING,TANNING MATERIALS	6 101	1 423	904
716 ROTATING ELECTRIC PLANT	758	5 223	3 305	533 PIGMENTS, PAINTS, ETC.	4 290	1 121	708
718 OTH.POWR.GENRTNG.MACHNRY	26	192	130	541 MEDICINES,ETC.EXC.GRP542	191	1 599	986
722 TRACTORS	65	73	47	542 MEDICAMENTS	3 258	3 434	2 194
723 CIVIL ENGINEERING EQUIPT	339	1 348	891	553 PERFUMERY,COSMETICS,ETC.	71	121	73
724 TEXTILE,LEATHER MACHINES	76	781	502	554 SOAP,CLEANERS,POLISH,ETC	4 816	936	599
726 PRINTNG,BOOKBINDNG MACHS	68	432	270	571 POLYMERS OF ETHYLENE	8 468	1 237	801
727 FOOD-PROCESS.MCH.NON DOM	16	197	133	572 POLYMERS OF STYRENE	1 218	250	163
728 OTH.MACH,PTS,SPCL INDUST	116	710	474	573 POLYMERS,VINYL CHLORIDE	3 716	813	560
731 METAL REMOVAL WORK TOOLS	36	93	57	574 POLYACETAL,POLYCARBONATE	365	204	133
733 MACH-TOOLS,METAL-WORKING	19	64	39	575 OTH.PLASTIC,PRIMARY FORM	8 206	1 304	824
735 PARTS,NES,FOR MACH-TOOLS	8	131	86	581 PLASTIC TUBE,PIPE,HOSE	500	229	142
737 METALWORKING MACHNRY NES	12	87	56	582 PLASTIC PLATE,SHEETS,ETC	196	131	79
741 HEATING,COOLING EQUIP,PART	244	1 222	810	591 INSECTICIDES, ETC.	2 789	2 047	1 361
742 PUMPS FOR LIQUIDS,PARTS	235	993	629	592 STARCHES,INULIN,ETC.	212	109	68
743 PUMPS NES,CENTRIFUGS ETC	137	522	336	597 PREPRD ADDITIVES,LIQUIDS	746	213	134
744 MECHANICAL HANDLING EQUIP	258	978	626	598 MISC.CHEMICAL PRDTS,NES	3 313	1 583	1 014
745 OTH.NONELEC MCH,TOOL,NES	206	1 790	1 216	625 RUBBER TYRES,TUBES,ETC.	1 848	1 164	729
746 BALL OR ROLLER BEARINGS	64	404	248	629 ARTICLES OF RUBBER, NES	52	196	123
747 TAPS,COCKS,VALVES,ETC.	11	196	119	635 WOOD MANUFACTURES, NES	40	47	30
748 TRANSMISSIONS SHAFTS ETC	71	421	273	641 PAPER AND PAPERBOARD	4 139	691	443
749 NON-ELECT MACH,PARTS,ETC	104	385	247	642 PAPER,PAPERBOARD,CUT ETC	796	347	222
751 OFFICE MACHINES	30	185	117	652 COTTON FABRICS, WOVEN	137	225	147
752 AUTOMATC.DATA PROC.EQUIP	26	290	185	657 SPECIAL YARN,TXTL.FABRIC	206	189	121
759 PARTS,FOR OFFICE MACHINS	11	193	127				
762 RADIO-BROADCAST RECEIVER	41	147	96				



7 IMPORTS AND EXPORTS (SPECIAL TRADE) BY COUNTRIES OF PRODUCTION AND CONSUMPTION AND BY GROUPS OF THE SITC-REV. III 1992

GROUP DESCRIPTION	DT = 100 KG	1 000 DM	1 000 \$	GROUP DESCRIPTION	DT = 100 KG	1 000 DM	1 000 \$
658 TEXTILE ARTICLES NES	269	337	220	691 METALLIC STRUCTURES NES	62	49	30
661 LIME, CEMENT, CONSTR. MATRL	290	87	59	713 INTRNL COMBUS PSTN ENGIN	119	613	409
662 CLAY, REFRCT. CONSTR. MATRL	4 001	488	328	725 PAPER, PULP MILL MACHINES	54	369	234
663 MINERAL MANUFACTURES, NES	115	124	78	741 HEATING, COOLING EQUIP, PART	29	55	34
665 GLASSWARE	119	277	176	743 PUMPS NES, CENTRIFUGS ETC	26	118	77
666 POTTERY	50	197	132	744 MECHANICAL HANDLING EQUIP	307	815	510
673 FLAT-ROLLED IRON ETC.	22 095	1 532	952	745 OTH. NONELEC MCH, TOOL, NES	19	71	46
674 FLAT-ROLLED PLATED IRON	11 721	1 199	764	749 NON-ELECT MACH. PARTS, ETC	12	74	48
676 IRON, STL. BAR, SHAPES ETC.	6 611	868	564	751 OFFICE MACHINES	9	51	32
678 WIRE OF IRON OR STEEL	448	68	46	773 ELECTR. DISTRI. EQPT NES	41	226	140
679 TUBES, PIPES, ETC. IRON, STL	341	203	127	776 TRANSISTORS, VALVES, ETC.	74	49	49
683 NICKEL	2	49	34	781 PASS. MOTOR VEHCLS. EX. BUS	409	2 159	1 409
684 ALUMINIUM	194	176	115	782 GOODS, SPCL. TRANSPORT VEH	170	223	140
685 LEAD	362	61	39	784 PARTS, TRACTORS, MOTOR VEH	98	105	69
692 CONTAINERS, STORAGE, TRNSP	697	601	393	813 LIGHTING FIXTURES ETC. NES	54	86	58
693 WIRE PRODUCTS EXCL. ELECT	58	164	104	842 WOMEN, GIRL CLOTHING, XKNIT	196	483	333
695 TOOLS	503	1 441	891	845 OTHR. TEXTILE APPAREL, NES	62	147	90
696 CUTLERY	6	83	53	851 FOOTWEAR	404	1 029	640
697 HOUSEHOLD EQUIPMENT, NES	35	74	51	874 MEASURE, CONTROL INSTRMNT	65	39	39
699 MANUFACT. BASE METAL, NES	6 077	951	624	882 PHOTO. CINEMATOGPH. SUPPL	44	126	80
711 STEAM GENER. BOILERS, ETC.	4	48	32				
713 INTRNL COMBUS PSTN ENGIN	708	2 784	1 725	SOMALIA			
714 ENGINES, MOTORS NON-ELECT	5	884	554				
716 ROTATING ELECTRIC PLANT	194	449	284	IMPORTS	1 859	710	458
721 AGRIC. MACHINES, EX. TRACTR	459	1 135	713				
722 TRACTORS	229	234	143	036 CRUSTACEANS, MOLLUSCS ETC	22	82	55
723 CIVIL ENGINEERING EQUIPT	2 504	3 252	2 134	058 FRUIT, PRESERVED, PREPARED	451	77	48
724 TEXTILE, LEATHER MACHINES	162	1 071	683	292 CRUDE VEG. MATERIALS, NES	1 196	454	293
725 PAPER, PULP MILL MACHINES	21	172	111				
726 PRINTING, BOOKBINDING MACHS	19	283	188	EXPORTS	106 397	4 971	3 156
727 FOOD-PROCESS. MCH. NON DOM	22	121	77				
728 OTH. MACH. PTS, SPCL. INDUST	3 199	8 447	5 608	041 WHEAT, MESLIN, UNMILLED	26 250	540	339
731 METAL REMOVAL WORK TOOLS	75	141	86	042 RICE	8 000	764	484
733 MACH-TOOLS, METAL-WORKING	22	71	44	046 MEAL, FLOUR OF WHEAT, MSLN	58 597	1 631	1 013
741 HEATING, COOLING EQUIP, PART	120	1 068	689	061 SUGARS, MOLASSES, HONEY	11 175	503	329
742 PUMPS FOR LIQUIDS, PARTS	173	563	355	421 FIXED VEG. FAT, OILS, SOFT	754	91	58
743 PUMPS NES, CENTRIFUGS ETC	290	950	588	542 MEDICAMENTS	26	161	103
744 MECHANICAL HANDLING EQUIP	80	268	169	591 INSECTICIDES, ETC.	52	182	112
745 OTH. NONELEC MCH, TOOL, NES	28	212	138	744 MECHANICAL HANDLING EQUIP	214	115	78
746 BALL OR ROLLER BEARINGS	8	49	30	745 OTH. NONELEC MCH, TOOL, NES	3	69	46
747 TAPS, COCKS, VALVES, ETC.	50	244	158	774 ELECTRO-MEDCL. XRAY EQUIP	36	140	88
748 TRANSMISSIONS SHAFTS ETC	35	122	84	778 ELECTRIC MACH. APPART. NES	17	79	54
749 NON-ELECT MACH. PARTS, ETC	94	413	269	786 TRAILERS, SEMI-TRAILER, ETC	350	231	147
751 OFFICE MACHINES	74	555	354				
752 AUTOMATC. DATA PROC. EQUIP	18	292	190	KENYA			
759 PARTS, FOR OFFICE MACHINS	9	117	73				
764 TELECOMM. EQUIP. PARTS NES	8	216	137	IMPORTS	1 115 376	235 342	150 503
771 ELECT POWER MACHIN. PARTS	90	378	233				
772 ELEC. SWITCH. RELAY. CIRCUIT	113	802	526	017 MEAT, OFFL. PRPD, PRSVD, NES	114	375	239
773 ELECTR. DISTRI. EQPT NES	173	144	95	034 FISH, FRESH, CHILLED, FROZN	4 160	2 510	1 610
774 ELECTRO-MEDCL. XRAY EQUIP	49	198	125	036 CRUSTACEANS, MOLLUSCS ETC	1 066	587	371
775 DOM. ELEC. NON-ELEC. EQUIPT	47	163	112	045 OTHER CEREALS, UNMILLED	316 446	10 458	6 680
776 TRANSISTORS, VALVES, ETC.	31	200	136	054 VEGETABLES	17 083	2 921	1 844
778 ELECTRIC MACH. APPART. NES	1 754	1 661	1 125	056 VEGETABLES, PRPD, PRSVD, NES	984	181	116
781 PASS. MOTOR VEHCLS. EX. BUS	1 689	4 328	2 766	057 FRUIT, NUTS EXCL. OIL NUTS	15 248	4 940	3 226
782 GOODS, SPCL. TRANSPORT VEH	9 987	15 824	10 087	058 FRUIT, PRESERVED, PREPARED	120 035	20 639	13 192
783 ROAD MOTOR VEHICLES NES	194	1 028	707	059 FRUIT, VEGETABLE JUICES	1 503	372	243
784 PARTS, TRACTORS, MOTOR VEH	7 678	17 104	11 029	061 SUGARS, MOLASSES, HONEY	41 913	741	470
786 TRAILERS, SEMI-TRAILER, ETC	5 659	3 833	2 432	071 COFFEE, COFFEE SUBSTITUTE	347 469	123 378	78 838
791 RAILWAY VEHICLES. EQUIPNT	45	76	49	074 TEA AND MATE	10 868	9 582	6 078
811 PREFABRICATED BUILDINGS	97	96	59	081 ANIMAL FEED STUFF	8 638	310	194
813 LIGHTING FIXTURES ETC. NES	34	159	104	121 TOBACCO, UNMANUFACTURED	7 329	2 853	1 834
821 FURNITURE, CUSHIONS, ETC.	286	450	288	222 OILSEED (SFT. FIX VEG. OIL)	3 879	468	297
831 TRUNK, SUITCASES, BAG, ETC	18	73	46	223 OILSEED (OTH. FIX. VEG. OIL)	2 751	115	75
845 OTHR. TEXTILE APPAREL, NES	18	248	161	265 VEGETABLE TEXTILE FIBRES	2 439	235	147
846 CLOTHING ACCESSRS, FABRIC	72	194	124	268 WOOL, OTHER ANIMAL HAIR	64	47	30
848 CLOTHING, NONXTL, HEADGEAR	11	87	55	278 OTHER CRUDE MINERALS	143 483	2 445	1 573
851 FOOTWEAR	69	186	117	288 NON-FERROUS WASTE, SCRAP	1 175	311	199
871 OPTICAL INSTRUMENTS, NES	3	115	71	292 CRUDE VEG. MATERIALS, NES	50 177	29 228	18 706
872 MEDICAL INSTRUMENTS NES	154	444	287	431 ANIMAL, VEG. FATS, OILS, NES	95	49	31
874 MEASURE, CONTROL INSTRMNT	50	1 114	715	512 ALCOHOL, PHENOL, ETC. DERIV	2 978	314	199
881 PHOTOGRAPH APPAR. ETC. NES	14	49	33	635 WOOD MANUFACTURES, NES	118	162	106
882 PHOTO. CINEMATOGPH. SUPPL	135	189	122	651 TEXTILE YARN	5 321	2 823	1 815
892 PRINTED MATTER	87	263	168	658 TEXTILE ARTICLES NES	807	865	538
893 ARTICLES, NES, OF PLASTICS	200	366	240	661 LIME, CEMENT, CONSTR. MATRL	118	77	48
894 BABY CARRIAGE, TOYS, GAMES	13	79	51	667 PEARLS, PRECIOUS STONES	.	.	.
895 OFFICE, STATIONERY SUPPLS	178	521	330	687 TIN	352	311	194
898 MUSICAL INSTRUMENTS, ETC.	23	191	124	713 INTRNL COMBUS PSTN ENGIN	98	98	62
899 MISC MANUFCTRD GOODS NES	106	556	368	742 PUMPS FOR LIQUIDS, PARTS	2	90	58
				744 MECHANICAL HANDLING EQUIP	53	62	38
DJIBOUTI				748 TRANSMISSIONS SHAFTS ETC	41	129	83
IMPORTS	194	267	170	752 AUTOMATC. DATA PROC. EQUIP	2	53	34
EXPORTS	331 100	21 506	13 718	831 TRUNK, SUITCASES, BAG, ETC	47	76	47
				841 MENS, BOYS CLOTHING, X-KNIT	594	732	475
011 BOVINE MEAT	202	92	57	842 WOMEN, GIRL CLOTHING, XKNIT	65	155	95
022 MILK AND CREAM	642	150	99	843 MENS, BOYS CLOTHING, KNIT	231	238	149
046 MEAL, FLOUR OF WHEAT, MSLN	265 510	8 391	5 360	844 WOMEN, GIRLS CLOTHING, KNIT	23	70	43
061 SUGARS, MOLASSES, HONEY	56 590	2 780	1 734	845 OTHR. TEXTILE APPAREL, NES	4 469	5 623	3 660
112 ALCOHOLIC BEVERAGES	896	117	75	874 MEASURE, CONTROL INSTRMNT	10	51	34
122 TOBACCO, MANUFACTURED	413	866	552	897 GOLD, SILVERWARE, JEWEL NES	98	61	61
334 PETROLEUM PRODUCTS	1 386	222	149	899 MISC MANUFCTRD GOODS NES	1 011	646	417
524 OTHER CHEMICAL COMPOUNDS	30	125	79				
541 MEDICINES, ETC. EXC. GRP542	5	71	47	EXPORTS	647 762	194 209	124 569
553 PERFUMERY, COSMETICS, ETC.	122	127	80				
572 POLYMERS OF STYRENE	180	47	31	001 LIVE ANIMALS	16	77	52
600 CPL IND PLANT CHAP 69-76	1 484	701	433	022 MILK AND CREAM	6 756	1 868	1 239
657 SPECIAL YARN, TXTL. FABRIC	367	153	101	023 BUTTER, OTHER FAT OF MILK	380	105	71
				041 WHEAT, MESLIN, UNMILLED	19 545	339	215
				054 VEGETABLES	1 800	3 499	2 245



7 IMPORTS AND EXPORTS (SPECIAL TRADE) BY COUNTRIES OF PRODUCTION AND CONSUMPTION AND BY GROUPS OF THE SITC-REV. III 1992

GROUP DESCRIPTION	DT = 100 KG	1 000 DM	1 000 \$	GROUP DESCRIPTION	DT = 100 KG	1 000 DM	1 000 \$
061 SUGARS,MOLASSES,HONEY	53 239	2 977	1 934	743 PUMPS NES,CENTRIFUGS ETC	1 913	4 218	2 676
072 COCOA	100	65	45	744 MECHANICAL HANDLING EQUIP	759	1 608	1 013
112 ALCOHOLIC BEVERAGES	597	274	172	745 OTH.NONELEC MCH,TOOL,NES	375	3 471	2 218
232 SYNTHETIC RUBBER, ETC.	2 311	483	308	746 BALL OR ROLLER BEARINGS	49	223	143
266 SYNTHETIC FIBRES	9 038	2 692	1 740	747 TAPS,COCKS,VALVES,ETC.	201	784	502
267 OTHER MAN-MADE FIBRES	1 056	690	447	748 TRANSMISSIONS SHAFTS ETC	403	1 410	891
269 WORN CLOTHING,TEXTL.ARTL	2 198	414	266	749 NON-ELECT MACH.PARTS,ETC	1 444	2 161	1 366
273 STONE, SAND AND GRAVEL	5 537	130	83	751 OFFICE MACHINES	64	249	159
274 SULPHUR,UNRSTD.IRON PYRS	4 540	391	248	752 AUTOMATC.DATA PROC.EQUIP	67	1 082	685
278 OTHER CRUDE MINERALS	6 153	150	97	759 PARTS,FOR OFFICE MACHINS	5	176	113
291 CRUDE ANIMAL MATERLS.NES	117	92	59	762 RADIO-BROADCAST RECEIVER	13	143	90
292 CRUDE VEG.MATERIALS, NES	283	1 109	716	763 SOUND RECORDER,PHONOGRPH	3	190	114
334 PETROLEUM PRODUCTS	6 065	876	569	764 TELECOMM.EQUIP.PARTS NES	49	1 040	652
335 RESIDUAL PETROL.PRODUCTS	25 799	3 591	2 321	771 ELECT POWER MACHNY.PARTS	348	464	301
431 ANIMAL,VEG.FATS,OILS,NES	828	109	70	772 ELEC.SWITCH.RELAY.CIRCUIT	205	898	570
511 HYDROCARBONS,NES,DERIVTS	3 666	324	211	773 ELECTR.DISTRIB.EQPT NES	20	225	142
512 ALCOHOL,PHENOL,ETC.DERIV	5 684	1 340	853	774 ELECTRO-MECL,XRAY EQUIP	34	306	196
513 CARBOXYLIC ACIDS,DERIVTS	5 177	1 329	860	775 DOM.ELEC,NON-ELEC.EQUIPT	155	418	265
514 NITROGEN-FUNCT.COMPOUNDS	1 637	1 062	683	776 TRANSISTORS,VALVES,ETC.	23	83	51
515 ORGANO-INORGANIC COMPNDS	1 467	1 202	779	778 ELECTRIC MACH.APPART.NES	1 143	1 497	954
516 OTHER ORGANIC CHEMICALS	760	728	469	781 PASS.MOTOR VEHCLS.EX.BUS	4 595	12 701	8 125
522 INORGANIC CHEM.ELEMENTS	43 825	3 267	2 105	782 GOODS,SPCL TRANSPORT VEH	2 312	3 114	1 972
523 METAL.SALTS,INORGAN.ACID	20 572	1 202	769	784 PARTS,TRACTORS,MOTOR VEH	2 158	6 352	4 067
524 OTHER CHEMICAL COMPOUNDS	614	67	47	786 TRAILERS,SEMI-TRAILER,ETC	2 542	1 426	927
525 RADIO-ACTIVE MATERIALS		62	39	791 RAILWAY VEHICLES.EQUIPNT	67	459	295
531 SYNTH.COLOURS,LAKES,ETC.	1 019	2 888	1 864	792 AIRCRAFT,ASSOCTO.EQUIPNT	88	2 102	1 298
532 DYEING,TANNING MATERIALS	949	334	218	800 CPL IND PLANT CHAP 90/94	132	447	301
533 PIGMENTS, PAINTS, ETC.	2 841	1 001	640	813 LIGHTING FIXTURES ETC.NES	131	426	266
541 MEDICINES,ETC.EXC.GRP542	464	2 616	1 647	821 FURNITURE,CUSHIONS,ETC.	123	295	184
542 MEDICAMENTS	2 283	6 978	4 458	831 TRUNK,SUITCASES,BAG,ETC	5	62	40
551 ESSNTL.OIL,PERFUME,FLAVR	668	1 623	1 051	845 OTHR.TEXTILE APPAREL,NES	58	199	124
553 PERFUMERY,COSMETICS,ETC.	141	114	73	848 CLOTHING,NONTXTL;HEADGEAR	87	82	53
554 SOAP,CLEANERS,POLISH,ETC	3 636	1 413	900	851 FOOTWEAR	39	184	118
562 FERTILIZER,EXCEPT GRP272	6 467	622	396	871 OPTICAL INSTRUMENTS,NES	7	307	198
571 POLYMERS OF ETHYLENE	5 074	760	487	872 MEDICAL INSTRUMENTS NES	240	630	444
572 POLYMERS OF STYRENE	652	139	91	873 METERS,COUNTERS,NES	2	78	50
573 POLYMERS,VINYL CHLORIDE	5 840	1 659	1 088	874 MEASURE,CONTROL INSTRMNT	59	1 807	1 169
574 POLYACETAL,POLYCARBONATE	4 921	851	545	881 PHOTOGRAPH APPAR.ETC.NES	21	362	240
575 OTH.PLASTIC,PRIMARY FORM	6 586	2 906	1 868	882 PHOTO.CINEMATOGRPH.SUPPL	839	1 344	864
581 PLASTIC TUBE,PIPE,HOSE	177	175	112	883 CINE.FILM EXPOSD.DEVELOPD	8	71	44
582 PLASTIC PLATE,SHEETS,ETC	3 735	2 265	1 465	884 OPTICAL GOODS NES	1	130	87
591 INSECTICIDES, ETC.	4 585	4 919	3 167	885 WATCHES AND CLOCKS	8	151	90
592 STARCHES,INULIN,ETC.	986	479	304	892 PRINTED MATTER	621	768	488
597 PREPD ADDITIVES,LIQUIDS	4 958	1 220	793	893 ARTICLES,NES,OF PLASTICS	403	860	553
598 MISC.CHEMICAL PRODTS.NES	12 485	2 817	1 788	894 BABY CARRIAGE,TOYS,GAMES	16	76	47
600 CPL IND PLANT CHAP 69-76	243	794	535	895 OFFICE,STATIONERY SUPPLS	154	410	257
621 MATERIALS OF RUBBER	285	218	139	897 GOLD,SILVERWARE,JEWEL NES		246	155
625 RUBBER TYRES,TUBES,ETC.	350	243	155	898 MUSICAL INSTRUMENTS,ETC.	38	178	112
629 ARTICLES OF RUBBER, NES	251	669	429	899 MISC MANUFCTRD GOODS NES	15	55	36
641 PAPER AND PAPERBOARD	29 590	3 358	2 131	941 COMPL IND PLANT CHAPT 99	275	376	240
642 PAPER,PAPERBOARD,CUT ETC	842	495	318				
651 TEXTILE YARN	378	295	191	UGANDA			
653 FABRICS,MAN-MADE FIBRES	537	662	418	IMPORTS	134 130	28 459	18 229
655 KNIT.CROCHET.FABRIC NES	263	344	223				
657 SPECIAL YARN,TXTL.FABRIC	261	824	527	034 FISH,FRESH,CHILLED,FROZN	1 210	774	499
658 TEXTILE ARTICLES NES	46	112	69	071 COFFEE,COFFEE SUBSTITUTE	113 659	20 667	13 168
661 LIME,CEMENT,CONSTR.MATRL	2 315	134	90	072 COCOA	1 106	201	139
662 CLAY,REFRCT.CONSTR.MATRL	9 189	1 388	895	121 TOBACCO, UNMANUFACTURED	9 196	4 393	2 801
663 MINERAL MANUFACTURES,NES	518	286	188	246 COTTON	8 635	2 090	1 402
664 GLASS	6 135	387	246	742 PUMPS FOR LIQUIDS,PARTS	5	53	37
665 GLASSWARE	200	264	170	781 PASS.MOTOR VEHCLS.EX.BUS	14	62	37
667 PEARLS,PRECIOUS STONES	*	*	*	845 OTHR.TEXTILE APPAREL,NES	49	60	39
673 FLAT-ROLLED IRON ETC.	191 857	11 662	7 438				
674 FLAT-ROLLED PLATED IRON	51 337	6 530	4 229	EXPORTS	88 646	39 310	25 148
675 FLAT-ROLLED, ALLOY STEEL	293	106	67				
676 IRON,STL.BAR,SHAPES ETC.	6 699	419	268	022 MILK AND CREAM	3 992	1 278	799
677 RAILWAY TRACK IRON,STEEL	260	125	79	046 MEAL,FLOUR OF WHEAT,MSLN	23 349	766	492
678 WIRE OF IRON OR STEEL	203	52	34	054 VEGETABLES	57	61	42
679 TUBES,PIPES,ETC. IRON,STL	3 210	716	457	061 SUGARS,MOLASSES,HONEY	38 555	1 822	1 196
682 COPPER	726	454	284	112 ALCOHOLIC BEVERAGES	412	114	74
684 ALUMINIUM	1 153	776	498	292 CRUDE VEG.MATERIALS, NES	21	134	90
686 ZINC	4 534	926	624	334 PETROLEUM PRODUCTS	282	92	61
691 METALLIC STRUCTURES NES	1 763	2 002	1 252	335 RESIDUAL PETROL.PRODUCTS	578	60	41
692 CONTAINERS,STORAGE,TRNSP	56	94	61	431 ANIMAL,VEG.FATS,OILS,NES	1 254	139	88
693 WIRE PRODUCTS EXCL.ELECT	74	79	51	512 ALCOHOL,PHENOL,ETC.DERIV	107	72	48
694 NAILS,SCREWS,NUTS,ETC.	60	87	57	514 NITROGEN-FUNCT.COMPOUNDS	176	73	45
695 TOOLS	245	1 356	851	516 OTHER ORGANIC CHEMICALS	10	53	36
696 CUTLERY	10	68	42	524 OTHER CHEMICAL COMPOUNDS	3	125	84
697 HOUSEHOLD EQUIPMENT,NES	27	62	40	531 SYNTH.COLOURS,LAKES,ETC.	17	76	51
699 MANUFACTS.BASE METAL,NES	1 203	1 610	1 032	533 PIGMENTS, PAINTS, ETC.	71	56	39
700 CPL IND PLANT (84/85/87)	1 162	3 975	2 623	541 MEDICINES,ETC.EXC.GRP542	186	1 583	1 049
711 STEAM GENER.BOILERS,ETC.	200	254	171	542 MEDICAMENTS	77	505	331
712 STEAM TURBINES	2	687	436	553 PERFUMERY,COSMETICS,ETC.	30	58	38
713 INTRNL COMBUS PSTN ENGIN	251	1 135	722	554 SOAP,CLEANERS,POLISH,ETC	139	66	42
714 ENGINES,MOTORS NON-ELECT	56	9 181	5 894	581 PLASTIC TUBE,PIPE,HOSE	403	115	75
716 ROTATING ELECTRIC PLANT	219	641	409	582 PLASTIC PLATE,SHEETS,ETC	15	72	47
718 OTH.PQWR.GENRTNG.MACHNRY	60	1 219	814	591 INSECTICIDES, ETC.	253	443	280
721 AGRIC.MACHINES,EX.TRACTR	291	540	356	598 MISC.CHEMICAL PRODTS.NES	225	184	115
722 TRACTORS	222	287	187	621 MATERIALS OF RUBBER	128	171	114
723 CIVIL ENGINEERING EQUIPT	320	959	612	625 RUBBER TYRES,TUBES,ETC.	722	355	217
724 TEXTILE,LEATHER MACHINES	2 975	3 150	2 050	629 ARTICLES OF RUBBER, NES	34	93	59
725 PAPER,PULP MILL MACHINES	146	421	267	641 PAPER AND PAPERBOARD	2 243	342	223
726 PRINTNG,BOOKBINDNG MACHS	91	709	446	642 PAPER,PAPERBOARD,CUT ETC	109	74	47
727 FOOD-PROCESS.MCH.NON DOM	174	627	392	656 TULLE,LACE,EMBROIDRY.ETC	8	54	33
728 OTH.MACH,PTS,SPCL INDUST	1 694	3 272	2 067	664 GLASS	401	47	32
735 PARTS,NES,FOR MACH-TOOLS	17	155	85	665 GLASSWARE	172	150	99
737 METALWORKING MACHNRY NES	57	133	112	674 FLAT-ROLLED PLATED IRON	723	119	75
741 HEATING,COOLNG EQUIP,PART	1 773	3 251	2 112	679 TUBES,PIPES,ETC. IRON,STL	1 509	643	404
742 PUMPS FOR LIQUIDS,PARTS	225	1 251	806				



## 7 IMPORTS AND EXPORTS (SPECIAL TRADE) BY COUNTRIES OF PRODUCTION AND CONSUMPTION AND BY GROUPS OF THE SITC-REV. III 1992

GROUP DESCRIPTION	DT = 100 KG	1 000 DM	1 000 \$	GROUP DESCRIPTION	DT = 100 KG	1 000 DM	1 000 \$
682 COPPER	110	142	89	112 ALCOHOLIC BEVERAGES	10 022	1 540	990
691 METALLIC STRUCTURES,NES	175	98	61	232 SYNTHETIC RUBBER, ETC.	1 085	224	140
692 CONTAINERS,STORAGE,TRNSP	169	122	77	266 SYNTHETIC FIBRES	997	120	74
695 TOOLS	131	411	267	269 WORN CLOTHING,TEXTL,ARTL	1 083	213	134
696 CUTLERY	28	64	41	274 SULPHUR,UNRSTD,IRON PYRS	1 160	54	36
699 MANUFACTS.BASE METAL,NES	97	171	113	292 CRUDE VEG.MATERIALS, NES	110	382	242
713 INTRNL COMBUS PSTN ENGIN	78	521	324	334 PETROLEUM PRODUCTS	8 830	1 615	1 043
716 ROTATING ELECTRIC PLANT	65	206	127	335 RESIDUAL PETROL.PRODUCTS	10 269	987	616
722 TRACTORS	88	123	81	411 ANIMAL OILS AND FATS	45 708	4 031	2 536
723 CIVIL ENGINEERING EQUIPT	794	1 280	818	421 FIXED VEG.FAT,OILS, SOFT	2 664	305	201
724 TEXTILE,LEATHER MACHINES	266	595	369	422 FIXED VEG.FAT,OILS,OTHER	5 230	445	276
725 PAPER,PULP MILL MACHINES	38	140	88	431 ANIMAL,VEG.FATS,OILS,NES	7 944	630	427
726 PRINTING,BOOKBINDING MACHS	295	2 051	1 377	511 HYDROCARBONS,NES,DERIVTS	406	96	62
727 FOOD-PROCESS.MCH,NON DOM	400	1 956	1 249	512 ALCOHOL,PHENOL,ETC.DERIV	309	250	159
728 OTH.MACH,PTS,SPCL INDUST	308	410	266	513 CARBOXYLIC ACIDS,DERIVTS	191	117	74
731 METAL REMOVAL WORK TOOLS	150	86	55	514 NITROGEN-FUNCT.COMPOUNDS	1 089	643	395
735 PARTS,NES,FOR MACH-TOOLS	13	97	60	516 OTHER ORGANIC CHEMICALS	39	89	58
737 METALWORKING MACHNRY NES	17	57	36	522 INORGANIC CHEM.ELEMENTS	30 279	2 791	1 800
741 HEATING,COOLING EQUIP,PART	70	379	240	523 METAL.SALTS,INORGAN.ACID	6 928	293	184
742 PUMPS FOR LIQUIDS,PARTS	119	1 123	714	531 SYNTH.COLOURS,LAKES,ETC.	369	793	512
743 PUMPS,NES,CENTRIFUGS ETC	41	335	210	533 PIGMENTS, PAINTS, ETC.	658	258	166
744 MECHANICAL HANDLING EQUIP	215	415	266	541 MEDICINES,ETC.EXC.GRP542	46	353	224
745 OTH.NONELEC MCH,TOOL,NES	96	552	363	542 MEDICAMENTS	429	3 404	2 160
747 TAPS,COCKS,VALVES,ETC.	427	537	338	551 ESSNTL.OIL,PERFUME,FLAVR	245	473	304
748 TRANSMISSIONS SHAFTS ETC	27	354	222	554 SOAP,CLEANERS,POLISH,ETC	466	264	170
749 NON-ELECT MACH.PARTS,ETC	61	225	143	571 POLYMERS OF ETHYLENE	4 530	812	552
751 OFFICE MACHINES	18	120	77	572 POLYMERS OF STYRENE	360	68	41
752 AUTOMATC.DATA PROC.EQUIP	18	381	251	573 POLYMERS,VINYL CHLORIDE	183	68	46
759 PARTS,FOR OFFICE MACHINS	17	54	34	574 POLYACETAL,POLYCARBONATE	1 154	298	183
763 SOUND RECORDER,PHONOGRPH	64	218	138	575 OTH.PLASTIC,PRIMARY FORM	4 217	1 052	676
764 TELECOMM.EQUIP,PARTS NES	6	47	31	581 PLASTIC TUBE,PIPE,HOSE	1 207	417	265
771 ELECT POWER MACHNY.PARTS	15	57	35	582 PLASTIC PLATE,SHEETS,ETC	409	422	272
772 ELEC.SWITCH.RELAY.CIRCUIT	326	2 550	1 576	591 INSECTICIDES, ETC.	1 647	5 514	3 510
773 ELECTR DISTRIB.EQPT NES	258	176	112	592 STARCHES,INULIN,ETC.	616	142	92
774 ELECTRO-MEDCL,XRAY EQUIP	11	113	70	597 PREPRD ADDITIVES,LIQUIDS	141	55	34
775 DOM.ELEC,NON-ELEC.EQUIPT	92	144	88	598 MISC.CHEMICAL PRODTS,NES	1 326	823	514
778 ELECTRIC.MACH.APPART,NES	583	437	280	621 MATERIALS OF RUBBER	14	98	62
781 PASS.MOTOR VEHCLS.EX.BUS	495	3 838	2 385	625 RUBBER TYRES,TUBES,ETC.	1 923	1 377	893
782 GOODS,SPCL TRANSPORT VEH	407	669	411	629 ARTICLES OF RUBBER, NES	363	748	477
783 ROAD MOTOR VEHICLES NES	946	1 364	900	641 PAPER AND PAPERBOARD	5 892	1 332	839
784 PARTS,TRACTORS,MOTOR VEH	522	2 248	1 472	642 PAPER,PAPERBOARD,CUT ETC	697	446	283
785 CYCLES,MOTORCYCLES ETC.	15	50	31	652 COTTON FABRICS, WOVEN	55	72	45
786 TRAILERS,SEMI-TRAILR,ETC	178	110	67	657 SPECIAL YARN,XTL.FABRIC	249	299	189
791 RAILWAY VEHICLES.EQUIPNT	5	66	40	658 TEXTILE ARTICLES NES	24	66	40
821 FURNITURE,CUSHIONS,ETC.	32	59	37	662 CLAY,REFRCT.CONSTR.MATRL	5 916	714	471
871 OPTICAL INSTRUMENTS,NES	3	160	102	663 MINERAL MANUFACTURES,NES	114	172	109
872 MEDICAL INSTRUMENTS NES	83	581	388	684 GLASS	860	120	75
873 METERS,COUNTERS,NES	4	207	131	687 PEARLS,PRECIOUS STONES			
874 MEASURE,CONTROL INSTRMNT	32	500	317	673 FLAT-ROLLED IRON ETC.	150 119	8 587	5 432
892 PRINTED MATTER	75	195	121	674 FLAT-ROLLED PLATED IRON	2 296	273	186
893 ARTICLES,NES,OF PLASTICS	73	182	110	675 FLAT-ROLLED, ALLOY STEEL	223	80	52
895 OFFICE,STATIONERY SUPPLS	55	196	128	676 IRON,STL.BAR,SHAPES ETC.	15 894	4 603	2 802
898 MUSICAL INSTRUMENTS,ETC.	1	54	35	678 WIRE OF IRON OR STEEL	714	113	72
899 MISC MANUFACTRD GOODS NES	9	67	46	679 TUBES,PIPES,ETC.IRON,STL	6 936	1 131	714
				682 COPPER	229	272	180
				683 NICKEL	2	71	44
				684 ALUMINIUM	87	63	44
TANZANIA				691 METALLIC STRUCTURES NES	1 946	531	347
IMPORTS	417 978	80 762	51 563	692 CONTAINERS,STORAGE,TRNSP	356	284	180
001 LIVE ANIMALS	45	383	245	693 WIRE PRODUCTS EXCL.ELECT	6 670	3 916	2 377
034 FISH,FRESH,CHILLED,FROZEN	60	175	110	694 NAILS,SCREWS,NUTS,ETC.	345	143	90
054 VEGETABLES	122 218	4 292	2 675	695 TOOLS	6 943	5 067	3 291
061 SUGARS,MOLASSES,HONEY	12 212	236	151	697 HOUSEHOLD EQUIPMENT,NES	96	129	82
071 COFFEE,COFFEE SUBSTITUTE	196 549	44 675	28 586	699 MANUFACTS.BASE METAL,NES	403	521	338
072 COCOA	1 747	256	161	700 CPL IND PLANT (84/85/87)	359	1 780	1 142
074 TEA AND MATE	2 454	691	439	711 STEAM GENER. BOILERS,ETC.	190	227	145
075 SPICES	423	86	53	712 STEAM TURBINES	53	1 064	681
081 ANIMAL FEED STUFF	2 354	82	52	713 INTRNL COMBUS PSTN ENGIN	341	2 757	1 708
121 TOBACCO, UNMANUFACTURED	26 279	11 789	7 515	716 ROTATING ELECTRIC PLANT	647	1 999	1 321
223 OILSEED(OTH.FIX.VEG.OIL)	1 799	78	47	718 OTH.POWR.GENRTNG MACHNRY	37	323	199
248 WOOD, SIMPLY WORKED	1 054	350	230	721 AGRIC.MACHINES,EX.TRACTR	523	702	445
251 PULP AND WASTE PAPER	2 447	713	458	722 TRACTORS	568	867	547
263 COTTON	5 152	1 310	847	723 CIVIL ENGINEERING EQUIPT	1 364	1 610	1 030
265 VEGETABLE TEXTILE FIBRES	953	76	49	724 TEXTILE,LEATHER MACHINES	240	1 522	973
288 NON-FERROUS WASTE,SCRAP	544	405	269	725 PAPER,PULP MILL MACHINES	61	384	237
292 CRUDE VEG.MATERIALS, NES	2 239	2 256	1 482	726 PRINTING,BOOKBINDING MACHS	182	763	489
431 ANIMAL,VEG.FATS,OILS,NES	393	150	93	727 FOOD-PROCESS.MCH,NON DOM	3 471	7 940	4 982
635 WOOD MANUFACTURES, NES	391	230	150	728 OTH.MACH,PTS,SPCL INDUST	457	1 979	1 282
651 TEXTILE YARN	2 693	1 124	737	731 METAL REMOVAL WORK TOOLS	77	153	98
657 SPECIAL YARN,XTL.FABRIC	31 850	3 987	2 463	733 MACH-TOOLS,METAL-WORKING	71	249	158
658 TEXTILE ARTICLES NES	383	540	354	735 PARTS,NES,FOR MACH-TOOLS	17	180	119
667 PEARLS,PRECIOUS STONES				737 METALWORKING MACHNRY NES	854	1 425	915
682 COPPER	1 004	398	259	741 HEATING,COOLING EQUIP,PART	436	1 732	1 110
689 MISC.NON-FERR.BASE METAL	45	207	130	742 PUMPS FOR LIQUIDS,PARTS	490	1 652	1 062
813 LIGHTING FIXTURES ETC.NES	82	55	34	743 PUMPS,NES,CENTRIFUGS ETC	855	2 482	1 577
841 MENS,BOYS CLOTHING,X-KNIT	77	464	279	744 MECHANICAL HANDLING EQUIP	1 473	1 899	1 228
845 OTHR.TEXTILE APPAREL,NES	1 293	2 329	1 518	745 OTH.NONELEC MCH,TOOL,NES	1 047	2 741	1 802
871 OPTICAL INSTRUMENTS,NES	2	64	41	746 BALL OR ROLLER BEARINGS	16	108	67
896 WORKS OF ART,ANTIQU ETC	52	142	88	747 TAPS,COCKS,VALVES,ETC.	121	368	233
				748 TRANSMISSIONS SHAFTS ETC	163	1 510	952
EXPORTS	612 325	175 575	112 827	749 NON-ELECT MACH.PARTS,ETC	135	463	305
022 MILK AND CREAM	3 167	922	578	751 OFFICE MACHINES	28	170	109
037 FISH ETC.PREPRD,PRSTD,NES	1 478	807	511	752 AUTOMATC.DATA PROC.EQUIP	72	1 311	844
046 MEAL,FLOUR OF WHEAT,MSLN	186 136	5 211	3 349	759 PARTS,FOR OFFICE MACHINS	10	208	137
054 VEGETABLES	400	538	335	764 TELECOMM.EQUIP,PARTS NES	147	1 906	1 252
061 SUGARS,MOLASSES,HONEY	4 179	250	160	771 ELECT POWER MACHNY.PARTS	61	320	200
081 ANIMAL FEED STUFF	2 114	488	306	772 ELEC.SWITCH.RELAY.CIRCUIT	276	1 442	920
098 EDIBLE PROD.PREPRDTS,NES	88	61	37	773 ELECTR DISTRIB.EQPT NES	2 204	1 780	1 196
				774 ELECTRO-MEDCL,XRAY EQUIP	44	755	503



7 IMPORTS AND EXPORTS (SPECIAL TRADE) BY COUNTRIES OF PRODUCTION AND CONSUMPTION AND BY GROUPS OF THE SITC-REV. III 1992

GROUP DESCRIPTION	DT = 100 KG	1 000 DM	1 000 \$	GROUP DESCRIPTION	DT = 100 KG	1 000 DM	1 000 \$
775 DOM.ELEC, NON-ELEC. EQUIPT	199	232	148	842 WOMEN, GIRL CLOTHNG, XKNIT	26	51	31
776 TRANSISTORS, VALVES, ETC.	34	208	132				
778 ELECTRIC. MACH. APPART. NES	1 169	1 299	835	EXPORTS	125 547	41 308	26 741
781 PASS. MOTOR VEHCLS. EX. BUS	640	1 936	1 236				
782 GOODS, SPCL TRANSPORT VEH	1 709	1 289	823	022 MILK AND CREAM	15 699	4 622	2 960
783 ROAD MOTOR VEHICLES NES	249	679	468	037 FISH ETC. PREPD, PRSVD. NES	985	543	366
784 PARTS, TRACTORS, MOTOR VEH	1 560	3 074	1 970	046 MEAL, FLOUR OF WHEAT, MSLN	38 617	1 209	769
786 TRAILERS, SEMI-TRAILER, ETC	6 643	4 927	3 175	054 VEGETABLES	50	56	38
791 RAILWAY VEHICLES, EQUIPNT	5 102	29 098	19 413	061 SUGARS, MOLASSES, HONEY	15 055	742	481
812 PLUMBING, SANITRY, EQPT. ETC	208	131	86	098 EDIBLE PROD. PREPRTNS, NES	978	213	136
813 LIGHTNG FIXTURES ETC. NES	32	169	109	112 ALCOHOLIC BEVERAGES	953	453	288
821 FURNITURE, CUSHIONS, ETC.	352	343	216	269 WORN CLOTHING, TEXTL. ARTL	136	140	85
848 CLOTHNG, NONTXTL; HEADGEAR	119	186	112	292 CRUDE VEG. MATERIALS, NES	152	359	246
851 FOOTWEAR	56	82	46	334 PETROLEUM PRODUCTS	1 015	185	115
871 OPTICAL INSTRUMENTS, NES		114	75	411 ANIMAL OILS AND FATS	21 503	1 419	884
872 MEDICAL INSTRUMENTS NES	147	1 307	814	421 FIXED VEG. FAT, OILS, SOFT	604	66	41
873 METERS, COUNTERS, NES	1	82	52	514 NITROGEN-FUNCT. COMPOUNDS	339	173	119
874 MEASURE, CONTROL INSTRMNT	83	1 554	1 005	516 OTHER ORGANIC CHEMICALS	14	668	406
882 PHOTO. CINEMATOGRAPH. SUPPL	95	146	94	522 INORGANIC CHEM. ELEMENTS	10 344	764	478
892 PRINTED MATTER	266	367	231	524 OTHER CHEMICAL COMPOUNDS	7	46	31
893 ARTICLES, NES, OF PLASTICS	161	498	314	533 PIGMENTS, PAINTS, ETC.	2 428	844	518
895 OFFICE, STATIONERY SUPPLS	29	97	59	541 MEDICINES, ETC. EXC. GRP542	38	207	130
896 WORKS OF ART, ANTIQUE ETC	3	59	40	542 MEDICAMENTS	354	886	567
897 GOLD, SILVERWARE, JEWEL NES		52	36	554 SOAP, CLEANERS, POLISH, ETC	118	64	42
898 MUSICAL INSTRUMENTS, ETC.	8	160	101	574 POLYACETAL, POLYCARBONATE	226	117	76
899 MISC MANUFACTRD GOODS NES	31	55	35	575 OTH. PLASTIC, PRIMARY FORM	133	66	40
				581 PLASTIC TUBE, PIPE, HOSE	399	126	81
SEYCHELLES				591 INSECTICIDES, ETC.	35	320	215
IMPORTS	765	583	369	597 PREPD ADDITIVES, LIQUIDS	141	53	35
034 FISH, FRESH, CHILLED, FROZN	462	394	245	598 MISC. CHEMICAL PRODS. NES	64	128	86
075 SPICES	239	52	34	641 PAPER AND PAPERBOARD	1 079	254	159
899 MISC MANUFACTRD GOODS NES	1	48	31	642 PAPER, PAPERBOARD, CUT ETC	72	72	46
EXPORTS	7 297	13 822	8 878	657 SPECIAL YARN, TXTL. FABRIC	117	88	54
011 BOVINE MEAT	206	52	35	665 GLASSWARE	38	212	134
098 EDIBLE PROD. PREPRTNS, NES	99	91	61	679 TUBES, PIPES, ETC. IRON, STL	463	87	54
292 CRUDE VEG. MATERIALS, NES	17	49	33	684 ALUMINIUM	70	56	34
335 RESIDUAL PETROL. PRODUCTS	600	81	52	691 METALLIC STRUCTURES NES	346	137	94
522 INORGANIC CHEM. ELEMENTS	315	57	33	692 CONTAINERS, STORAGE, TRNSP	379	150	95
541 MEDICINES, ETC. EXC. GRP542	12	71	47	713 INTRNL COMBUS PSTN ENGIN	22	246	158
542 MEDICAMENTS	12	133	86	716 ROTATING ELECTRIC PLANT	110	464	312
551 ESSNTL. OIL, PERFUME, FLAVR	42	106	66	721 AGRIC. MACHINES, EX. TRACTR	348	370	229
554 SOAP, CLEANERS, POLISH, ETC	330	80	47	724 TEXTILE, LEATHER MACHINES	18	141	90
571 POLYMERS OF ETHYLENE	200	59	37	727 FOOD-PROCESS. MCH. NON DOM	60	187	123
573 POLYMERS, VINYL CHLORIDE	700	218	139	728 OTH. MACH. PTS, SPCL INDUST	10	177	119
592 STARCHES, INULIN, ETC.	150	73	48	731 METAL REMOVAL WORK TOOLS	18	51	32
593 EXPLOSIVES, PYROTECHNICS	19	100	61	741 HEATING, COOLNG EQUIP, PART	70	248	162
598 MISC. CHEMICAL PRODS. NES	15	76	45	742 PUMPS FOR LIQUIDS, PARTS	26	211	137
621 MATERIALS OF RUBBER	47	59	38	743 PUMPS NES, CENTRIFUGS ETC	7	121	76
641 PAPER AND PAPERBOARD	143	81	52	744 MECHANICAL HANDLING EQUIP	49	73	45
642 PAPER, PAPERBOARD, CUT ETC	53	44	30	745 OTH. NONELEC MCH, TOOL, NES	13	136	90
684 ALUMINIUM	13	81	52	752 AUTOMATC. DATA PROC. EQUIP	13	722	467
713 INTRNL COMBUS PSTN ENGIN	30	72	48	759 PARTS, FOR OFFICE MACHINS	4	715	455
721 AGRIC. MACHINES, EX. TRACTR	182	127	81	764 TELECOMM. EQUIP. PARTS NES	46	334	216
723 CIVIL ENGINEERING EQUIPT	27	48	32	771 ELECT POWER MACHNV. PARTS	21	721	441
726 PRINTNG, BOOKBINDNG MACHS	5	55	34	772 ELEC. SWITCH, RELAY, CIRCUIT	203	1 548	1 011
727 FOOD-PROCESS. MCH. NON DOM	40	655	425	773 ELECTR DISTRIB. EQPT NES	41	77	46
728 OTH. MACH. PTS, SPCL INDUST	131	688	459	778 ELECTRIC. MACH. APPART. NES	244	1 602	1 062
741 HEATING, COOLNG EQUIP, PART	5	54	35	781 PASS. MOTOR VEHCLS. EX. BUS	417	1 520	963
742 PUMPS FOR LIQUIDS, PARTS	20	52	31	782 GOODS, SPCL TRANSPORT VEH	1 829	2 608	1 672
743 PUMPS NES, CENTRIFUGS ETC	28	306	192	783 ROAD MOTOR VEHICLES NES	418	682	442
745 OTH. NONELEC MCH, TOOL, NES	12	96	60	784 PARTS, TRACTORS, MOTOR VEH	542	1 779	1 117
747 TAPS, COCKS, VALVES, ETC.	4	108	68	786 TRAILERS, SEMI-TRAILER, ETC	125	273	173
749 NON-ELECT MACH. PARTS, ETC	18	51	34	791 RAILWAY VEHICLES, EQUIPNT	3 334	6 645	4 577
764 TELECOMM. EQUIP. PARTS NES	26	116	74	813 LIGHTING FIXTURES ETC. NES	12	227	140
774 ELECTRO-MEDCL. XRAY EQUIP		57	36	821 FURNITURE, CUSHIONS, ETC.	79	71	48
781 PASS. MOTOR VEHCLS. EX. BUS	1 966	7 730	4 964	848 CLOTHNG, NONTXTL; HEADGEAR	3	47	30
782 GOODS, SPCL TRANSPORT VEH	142	305	204	851 FOOTWEAR	8	57	33
784 PARTS, TRACTORS, MOTOR VEH	125	139	87	872 MEDICAL INSTRUMENTS NES	167	1 102	724
872 MEDICAL INSTRUMENTS NES	32	164	103	874 MEASURE, CONTROL INSTRMNT	8	227	147
893 ARTICLES, NES, OF PLASTICS	115	152	92	892 PRINTED MATTER	70	58	36
894 BABY CARRIAGE, TOYS, GAMES	89	151	99	893 ARTICLES, NES, OF PLASTICS	73	206	127
899 MISC MANUFACTRD GOODS NES	26	65	41	898 MUSICAL INSTRUMENTS, ETC.	2	187	123
				MADAGASCAR			
BRIT IND OC				IMPORTS	128 006	61 243	39 132
IMPORTS	87	27	17	001 LIVE ANIMALS	4	130	82
EXPORTS	3	45	30	011 BOVINE MEAT	2 075	939	620
MOZAMBIQUE				036 CRUSTACEANS, MOLLUSCS ETC	20	59	37
IMPORTS	67 167	10 688	7 013	037 FISH ETC. PREPD, PRSVD. NES	6 045	2 353	1 508
036 CRUSTACEANS, MOLLUSCS ETC	1 054	1 281	828	054 VEGETABLES	356	451	290
057 FRUIT, NUTS EXCL. OIL NUTS	22 501	2 602	1 718	057 FRUIT, NUTS EXCL. OIL NUTS	2 505	1 929	1 217
121 TOBACCO, UNMANUFACTURED	1 690	1 306	892	071 COFFEE, COFFEE SUBSTITUTE	27 275	4 263	2 700
223 OILSEED (OTH. FIX. VEG. OIL)	29 183	1 534	1 035	072 COCOA	6 211	1 269	813
247 WOOD ROUGH, ROUGH SQUARED	5 126	541	336	075 SPICES	9 335	21 377	13 520
248 WOOD, SIMPLY WORKED	2 136	271	172	223 OILSEED (OTH. FIX. VEG. OIL)	169	124	75
273 STONE, SAND AND GRAVEL	1 275	52	33	248 WOOD, SIMPLY WORKED	2 690	680	438
282 FERROUS WASTE AND SCRAP	409	55	34	265 VEGETABLE TEXTILE FIBRES	2 278	183	117
652 COTTON FABRICS, WOVEN	1 271	719	460	278 OTHER CRUDE MINERALS	38 011	6 615	4 258
667 PEARLS, PRECIOUS STONES				292 CRUDE VEG. MATERIALS, NES	1 250	500	320
679 TUBES, PIPES, ETC. IRON, STL	2 142	195	128	431 ANIMAL, VEG. FATS, OILS, NES	163	59	37
841 MENS, BOYS CLOTHNG, X-KNIT	36	80	52	551 ESSNTL. OIL, PERFUME, FLAVR	1 121	511	333
				651 TEXTILE YARN	3 657	818	527
				652 COTTON FABRICS, WOVEN	10 255	6 373	4 048
				657 SPECIAL YARN, TXTL. FABRIC	10 985	1 785	1 145
				658 TEXTILE ARTICLES NES	157	221	146
				663 MINERAL MANUFACTURES, NES	6	181	112
				667 PEARLS, PRECIOUS STONES			



## 7 IMPORTS AND EXPORTS (SPECIAL TRADE) BY COUNTRIES OF PRODUCTION AND CONSUMPTION AND BY GROUPS OF THE SITC-REV. III 1992

GROUP DESCRIPTION	DT = 100 KG	1 000 DM	1 000 \$	GROUP DESCRIPTION	DT = 100 KG	1 000 DM	1 000 \$
773 ELECTR.DISTRIBT.EQPT.NES	2	67	44	057 FRUIT,NUTS EXCL.OIL NUTS	139	78	45
831 TRUNK,SUITCASES,BAG,ETC	311	245	152	072 COCOA	250	69	42
841 MENS,BOYS CLOTHING,X-KNIT	76	281	179	075 SPICES	148	350	228
842 WOMEN,GIRL CLOTHING,XKNIT	610	1 935	1 243	112 ALCOHOLIC BEVERAGES	14 281	2 367	1 497
843 MENS,BOYS CLOTHING,KNIT	16	52	33	231 NATURAL RUBBER, ETC.	1 224	207	139
844 WOMEN,GIRLS CLOTHING,KNIT	92	371	227	748 TRANSMISSIONS SHAFTS ETC	73	136	84
845 OTHR.TEXTILE APPAREL,NES	666	2 379	1 604	764 TELECOMM.EQUIP.PARTS NES	46	166	113
896 WORKS OF ART,ANTIQUE ETC	39	166	109				
EXPORTS	105 004	33 841	21 623	EXPORTS	116 439	85 593	54 517
022 MILK AND CREAM	600	171	109	048 CEREAL PREPARATIONS	726	252	163
048 CEREAL PREPARATIONS	1 904	127	87	054 VEGETABLES	50	170	111
054 VEGETABLES	75	278	172	057 FRUIT,NUTS EXCL.OIL NUTS	2 848	384	265
061 SUGARS,MOLASSES,HONEY	1 145	80	51	062 SUGAR CONFECTIONERY	151	91	56
266 SYNTHETIC FIBRES	792	333	206	081 ANIMAL FEED STUFF	11	47	30
267 OTHER MAN-MADE FIBRES	707	324	204	091 MARGARINE AND SHORTENING	100	124	79
292 CRUDE VEG.MATERIALS, NES	40	172	106	098 EDIBLE PROD.PREPRNTS,NES	606	482	310
335 RESIDUAL PETROL.PRODUCTS	1 337	183	112	122 TOBACCO, MANUFACTURED	32	67	42
421 FIXED VEG.FAT,OILS, SOFT	1 554	177	118	278 OTHER CRUDE MINERALS	18 333	477	301
511 HYDROCARBONS,NES,DERIVTS	130	54	36	292 CRUDE VEG.MATERIALS, NES	43	209	141
512 ALCOHOL,PHENOL,ETC.DERIV	618	94	58	322 BRIQUETTES,LIGNITE,PEAT	7 802	271	173
515 ORGANO-INORGANIC COMPNDS	51	45	31	335 RESIDUAL PETROL.PRODUCTS	2 461	229	157
516 OTHER ORGANIC CHEMICALS	58	89	56	513 CARBOXYLIC ACIDS,DERIVTS	1 225	360	236
522 INORGANIC CHEM.ELEMENTS	22 087	1 328	857	514 NITROGEN-FUNCT.COMPOUNDS	562	184	117
523 METAL.SALTS,INORGAN.ACID	12 267	547	354	516 OTHER ORGANIC CHEMICALS	85	102	65
531 SYNTH.COLOURS,LAKES,ETC.	620	2 278	1 458	522 INORGANIC CHEM.ELEMENTS	208	49	33
533 PIGMENTS, PAINTS, ETC.	2 563	852	543	523 METAL.SALTS,INORGAN.ACID	600	48	31
541 MEDICINES,ETC.EXC.GRP542	83	405	260	531 SYNTH.COLOURS,LAKES,ETC.	17	57	36
542 MEDICAMENTS	54	403	265	533 PIGMENTS, PAINTS, ETC.	1 266	535	348
551 ESSNTL.OIL,PERFUME,FLAVR	264	263	166	554 SOAP.CLEANERS,POLISH,ETC	704	118	75
553 PERFUMERY,COSMETICS,ETC.	106	85	53	562 FERTILIZER,EXCEPT GRP272	350	54	33
554 SOAP,CLEANERS,POLISH,ETC	799	398	252	571 POLYMERS OF ETHYLENE	3 303	509	328
571 POLYMERS OF ETHYLENE	640	80	55	572 POLYMERS OF STYRENE	470	104	66
574 POLYACETAL,POLYCARBONATE	747	281	185	573 POLYMERS,VINYL CHLORIDE	96	50	33
575 OTH.PLASTIC,PRIMARY FORM	2 786	1 178	758	574 POLYACETAL,POLYCARBONATE	766	193	123
582 PLASTIC PLATE,SHEETS,ETC	511	396	250	575 OTH.PLASTIC,PRIMARY FORM	1 963	557	359
591 INSECTICIDES, ETC.	534	437	293	581 PLASTIC TUBE,PIPE,HOSE	83	114	70
592 STARCHES,INULIN,ETC.	705	209	137	582 PLASTIC PLATE,SHEETS,ETC	1 222	563	363
598 MISC.CHEMICAL PROOTS,NES	2 561	1 825	1 169	591 INSECTICIDES, ETC.	529	336	222
621 MATERIALS OF RUBBER	18	150	96	592 STARCHES,INULIN,ETC.	602	595	378
625 RUBBER TYRES,TUBES,ETC.	247	156	98	598 MISC.CHEMICAL PROOTS,NES	1 486	517	330
629 ARTICLES OF RUBBER, NES	76	281	183	625 RUBBER TYRES,TUBES,ETC.	79	64	41
641 PAPER AND PAPERBOARD	1 409	141	90	629 ARTICLES OF RUBBER, NES	300	457	291
642 PAPER,PAPERBOARD,CUT ETC	126	105	64	635 WOOD MANUFACTURES, NES	66	68	43
651 TEXTILE YARN	792	634	425	641 PAPER AND PAPERBOARD	2 755	686	447
654 OTH.TEXTILE FABRIC,WOVEN	7	67	46	642 PAPER,PAPERBOARD,CUT ETC	7 257	4 770	3 063
655 KNIT.CROCHET.FABRIC NES	44	80	50	652 COTTON FABRICS, WOVEN	57	125	79
657 SPECIAL YARN,TXTL.FABRIC	169	93	61	653 FABRICS,MAN-MADE FIBRES	58	220	142
658 TEXTILE ARTICLES NES	31	82	53	659 FLOOR COVERINGS, ETC.	135	111	69
661 LIME,CEMENT,CONSTR.MATRL	3 407	53	32	662 CLAY,REFRCT.CONSTR.MATRL	1 798	230	151
662 CLAY,REFRCT.CONSTR.MATRL	573	106	65	663 MINERAL MANUFACTURES,NES	2 018	88	57
663 MINERAL MANUFACTURES,NES	63	104	65	664 GLASS	2 018	235	153
664 GLASS	207	151	90	665 GLASSWARE	119	59	37
676 IRON, STL.BAR,SHAPES ETC.	32 687	1 797	1 129	673 FLAT-ROLLED IRON ETC.	972	78	48
684 ALUMINIUM	71	107	69	676 IRON, STL.BAR,SHAPES ETC.	4 481	241	153
695 TOOLS	21	98	66	678 WIRE OF IRON OR STEEL	5 894	329	205
699 MANUFACTS.BASE METAL,NES	82	281	183	683 NICKEL	5	97	59
711 STEAM GENER. BOILERS,ETC.	10	57	39	684 ALUMINIUM	156	263	164
713 INTRNL COMBUS PSTN ENGIN	265	1 263	811	691 METALLIC STRUCTURES NES	3 820	522	345
716 ROTATING ELECTRIC PLANT	36	141	89	693 WIRE PRODUCTS EXCL.ELECT	145	61	41
721 AGRIC.MACHINES,EX.TRACTR	55	50	33	694 NAILS,SCREWS,NUTS,ETC.	86	65	38
722 TRACTORS	693	828	531	695 TOOLS	53	132	82
723 CIVIL ENGINEERING EQUIPT	17	294	203	697 HOUSEHOLD EQUIPMENT,NES	150	118	76
724 TEXTILE,LEATHER MACHINES	232	2 281	1 473	699 MANUFACTS.BASE METAL,NES	242	421	263
725 PAPER,PULP MILL MACHINES	34	160	104	713 INTRNL COMBUS PSTN ENGIN	41	251	161
726 PRINTNG,BOOKBINDNG MACHS	26	171	115	721 AGRIC.MACHINES,EX.TRACTR	184	159	97
727 FOOD-PROCESS.MCH.NON DOM	31	169	111	723 CIVIL ENGINEERING EQUIPT	4 261	5 010	3 126
728 OTH.MACH,PTS,SPCL INDUST	38	266	168	724 TEXTILE,LEATHER MACHINES	16	60	35
735 PARTS,NES,FOR MACH-TOOLS	7	82	50	725 PAPER,PULP MILL MACHINES	60	134	85
741 HEATING,COOLNG EQUIP,PART	138	507	324	726 PRINTNG,BOOKBINDNG MACHS	175	1 143	777
742 PUMPS FOR LIQUIDS,PARTS	16	211	137	727 FOOD-PROCESS.MCH.NON DOM	116	286	184
743 PUMPS NES,CENTRIFUGS ETC	46	187	116	728 OTH.MACH,PTS,SPCL INDUST	494	3 890	2 511
745 OTH.NONELEC MCH,TOOL,NES	52	333	222	741 HEATING,COOLNG EQUIP,PART	13	48	33
747 TAPS,COCKS,VALVES,ETC.	9	71	44	742 PUMPS FOR LIQUIDS,PARTS	5	94	57
748 TRANSMISSIONS SHAFTS ETC	59	232	146	743 PUMPS NES,CENTRIFUGS ETC	147	441	274
749 NON-ELECT MACH.PARTS,ETC	61	305	203	744 MECHANICAL HANDLING EQUIP	1 767	1 810	1 141
751 OFFICE MACHINES	14	59	39	745 OTH.NONELEC MCH,TOOL,NES	328	2 346	1 481
764 TELECOMM.EQUIP.PARTS NES	1	64	40	748 TRANSMISSIONS SHAFTS ETC	87	192	121
772 ELEC.SWITCH.RELAY.CIRCUIT	6	102	64	749 NON-ELECT MACH.PARTS,ETC	171	693	431
778 ELECTRIC.MACH.APPART.NES	166	351	218	751 OFFICE MACHINES	31	117	73
781 PASS.MOTOR VEHCLS.EX.BUS	943	1 920	1 205	761 TELEVISION RECEIVERS ETC	451	1 179	746
782 GOODS,SPCL TRANSPORT VEH	935	1 473	891	763 SOUND RECORDER,PHONOGRPH	31	187	119
784 PARTS,TRACTORS,MOTOR VEH	741	1 426	932	764 TELECOMM.EQUIP.PARTS NES	41	61	41
785 CYCLES,MOTORCYCLES ETC.	20	73	47	772 ELEC.SWITCH.RELAY.CIRCUIT	9	150	95
812 PLUMBNG,SANITRY,EQPT.ETC	52	95	60	774 ELECTRO-MEDCL,XRAY EQUIP	30	105	66
821 FURNITURE,CUSHIONS,ETC.	28	61	36	775 DOM.ELEC.NON-ELEC.EQUIPT	105	271	174
848 CLOTHING,NONTXTL;HEADGEAR		71	47	778 ELECTRIC.MACH.APPART.NES	256	1 107	706
872 MEDICAL INSTRUMENTS NES	1	59	40	781 PASS.MOTOR VEHCLS.EX.BUS	17 392	32 483	20 664
874 MEASURE,CONTROL INSTRMNT	8	241	155	782 GOODS,SPCL TRANSPORT VEH	4 495	6 572	4 177
882 PHOTO.CINEMATOGRPH.SUPPL	95	111	71	783 ROAD MOTOR VEHICLES NES	207	316	197
892 PRINTED MATTER	39	59	38	784 PARTS,TRACTORS,MOTOR VEH	1 002	2 896	1 847
893 ARTICLES,NES,OF PLASTICS	68	102	66	821 FURNITURE,CUSHIONS,ETC.	1 729	536	339
895 OFFICE,STATIONERY SUPPLS	82	141	91	831 TRUNK,SUITCASES,BAG,ETC	22	65	38
				841 MENS,BOYS CLOTHING,X-KNIT	16	82	53
				851 FOOTWEAR	82	327	207
				871 OPTICAL INSTRUMENTS,NES	3	78	49
				872 MEDICAL INSTRUMENTS NES	10	152	97
				874 MEASURE,CONTROL INSTRMNT	45	479	297
				881 PHOTOGRAPH APPAR.ETC.NES	32	178	119
REUNION							
IMPORTS	16 455	3 483	2 219				



## 7 IMPORTS AND EXPORTS (SPECIAL TRADE) BY COUNTRIES OF PRODUCTION AND CONSUMPTION AND BY GROUPS OF THE SITC-REV. III 1992

GROUP DESCRIPTION	DT = 100 KG	1 000 DM	1 000 \$	GROUP DESCRIPTION	DT = 100 KG	1 000 DM	1 000 \$
882 PHOTO.CINEMATOGRPH.SUPPL	669	1 113	717	681 SILVER,PLATINUM,ETC.	2	52	36
892 PRINTED MATTER	24	48	31	683 NICKEL	4	55	34
893 ARTICLES,NES,OF PLASTICS	1 420	1 584	1 008	684 ALUMINIUM	113	172	112
895 OFFICE,STATIONERY SUPPLS	67	240	148	692 CONTAINERS,STORAGE,TRNSP	162	293	192
897 GOLD,SILVERWARE,JEWEL NES		209	134	695 TOOLS	388	916	583
898 MUSICAL INSTRUMENTS,ETC.	25	116	75	696 CUTLERY	18	75	52
899 MISC MANUFCTRD GOODS NES	184	239	152	697 HOUSEHOLD EQUIPMENT,NES	54	86	57
MAURITIUS							
IMPORTS							
034 FISH,FRESH,CHILLED,FROZD	345	256	164	699 MANUFACTS.BASE METAL,NES	263	792	509
035 FISH,DRIED,SALTED,SMOKED	54	117	75	712 STEAM TURBINES	80	579	364
037 FISH ETC.PRPD,PRSD,NES	2 050	902	573	713 INTRNL COMBUS PSTN ENGIN	343	1 105	729
057 FRUIT,NUTS EXCL.OIL NUTS	520	221	138	716 ROTATING ELECTRIC PLANT	481	2 022	1 353
061 SUGARS,MOLASSES,HONEY	125 218	4 252	2 680	721 AGRIC.MACHINES,EX.TRACTR	39	65	44
074 TEA AND MATE	1 070	399	252	722 TRACTORS	162	169	104
075 SPICES	96	228	146	723 CIVIL ENGINEERING EQUIPT	2 235	2 917	1 845
289 PREC.METAL DRES,CONCTRIS	3	265	168	724 TEXTILE,LEATHER MACHINES	2 674	17 892	11 531
292 CRUDE VEG.MATERIALS, NES	119	230	142	725 PAPER,PULP MILL MACHINES	61	121	77
551 ESSNTL.OIL,PERFUME,FLAVR	6	142	89	726 PRINTNG,BOOKBINDNG MACHS	299	1 669	1 068
575 OTH.PLASTIC,PRIMARY FORM	5 460	1 501	968	727 FOOD-PROCESS.MCH.NON DOM	9	70	46
598 MISC.CHEMICAL PROOTS,NES	432	136	82	728 OTH.MACH,PTS,SPCL INDUST	488	949	613
635 WOOD MANUFACTURES, NES	13	137	87	731 METAL REMOVAL WORK TOOLS	64	233	154
651 TEXTILE YARN	255	142	86	735 PARTS,NES,FOR MACH-TOOLS	16	48	31
652 COTTON FABRICS, WOVEN	74	97	58	737 METALWORKING MACHNRY NES	26	192	120
658 TEXTILE ARTICLES NES	145	201	124	741 HEATING,COOLING EQUIP,PART	562	1 010	656
667 PEARLS,PRECIOUS STONES	.	.	.	742 PUMPS FOR LIQUIDS,PARTS	186	656	402
699 MANUFACTS.BASE METAL,NES	145	1 011	647	743 PUMPS NES,CENTRIFUGS ETC	610	1 151	743
712 STEAM TURBINES	2	81	51	744 MECHANICAL HANDLING EQUIP	535	648	426
724 TEXTILE,LEATHER MACHINES	121	227	152	745 OTH.NONELEC MCH,TOOL,NES	121	1 247	794
841 MENS,BOYS CLOTHING,X-KNIT	3 920	29 671	18 993	747 TAPS,COCKS,VALVES,ETC.	217	631	401
842 WOMEN,GIRL CLOTHING,XKNIT	2 708	12 215	7 904	748 TRANSMISSIONS SHAFTS ETC	20	132	78
843 MENS,BOYS CLOTHING,KNIT	2 032	5 528	3 593	749 NON-ELECT MACH.PARTS,ETC	370	419	274
844 WOMEN,GIRLS CLOTHING,KNIT	2 308	9 080	5 804	751 OFFICE MACHINES	11	56	35
845 OTHR.TEXTILE APPAREL,NES	31 302	136 820	88 678	752 AUTOMATC.DATA PROC.EQUIP	33	555	351
846 CLOTHING ACCESSRS,FABRIC	86	474	310	759 PARTS,FOR OFFICE MACHINS	1	76	47
848 CLOTHING,NONXTXL;HEADGEAR	153	1 518	970	764 TELECOMM.EQUIP.PARTS NES	12	273	182
851 FOOTWEAR	24	91	56	771 ELECT POWER MACHNY,PARTS	65	198	120
874 MEASURE,CONTROL INSTRMNT		51	33	772 ELEC.SWITCH.RELAY.CIRCUIT	68	553	354
884 OPTICAL GOODS NES	43	688	435	773 ELECTR DISTRIB.EQPT NES	101	142	90
885 WATCHES AND CLOCKS	37	1 603	997	774 ELECTRO-MEDCL,XRAY EQUIP	14	557	348
894 BABY CARRIAGE,TOYS,GAMES	818	3 344	2 188	775 DOM.ELEC,NON-ELEC EQUIPT	87	347	222
897 GOLD,SILVERWARE,JEWEL NES	14	3 258	2 093	778 ELECTRIC.MACH.APPART.NES	143	621	400
899 MISC MANUFCTRD GOODS NES	62	1 446	938	781 PASS.MOTOR VEHCLS.EX.BUS	1 792	5 415	3 454
971 GOLD,NONMONTY EXCL DRES		272	172	782 GOODS,SPCL TRANSPORT VEH	801	578	387
EXPORTS							
048 CEREAL PREPARATIONS	2 096	125	78	784 PARTS,TRACTORS,MOTOR VEH	240	860	551
054 VEGETABLES	162	185	121	786 TRAILERS,SEMI-TRAILR,ETC	47	97	61
061 SUGARS,MOLASSES,HONEY	600	71	46	813 LIGHTING FIXTURES ETC,NES	20	59	36
091 MARGARINE AND SHORTENING	9 331	1 292	829	821 FURNITURE,CUSHIONS,ETC.	74	206	134
266 SYNTHETIC FIBRES	197	53	35	845 OTHR.TEXTILE APPAREL,NES	61	240	155
292 CRUDE VEG.MATERIALS, NES	93	355	226	846 CLOTHING ACCESSRS,FABRIC	126	654	422
334 PETROLEUM PRODUCTS	273	57	37	848 CLOTHING,NONXTXL;HEADGEAR	52	108	69
431 ANIMAL,VEG.FATS,OILS,NES	5 319	805	518	851 FOOTWEAR	67	316	205
511 HYDROCARBONS,NES,DERIVTS	270	127	80	871 OPTICAL INSTRUMENTS,NES	1	98	60
512 ALCOHOL,PHENOL,ETC.DERIV	2 697	501	328	872 MEDICAL INSTRUMENTS NES	49	664	429
513 CARBOXYLIC ACIDS,DERIVTS	1 072	440	281	873 METERS,COUNTERS,NES	25	139	88
514 NITROGEN-FUNCT.COMPOUNDS	179	158	102	874 MEASURE,CONTROL INSTRMNT	52	621	389
515 ORGANO-INORGANIC COMPNDS	318	220	137	881 PHOTOGRAPH APPAR.ETC.NES	17	93	54
516 OTHER ORGANIC CHEMICALS	301	118	74	882 PHOTO.CINEMATOGRPH.SUPPL	560	736	482
522 INORGANIC CHEM.ELEMENTS	2 398	515	339	884 OPTICAL GOODS NES	2	78	51
523 METAL.SALTS,INORGAN.ACID	13 167	616	397	885 WATCHES AND CLOCKS	12	629	398
531 SYNTH.COLOURS,LAKES,ETC.	2 432	7 105	4 559	892 PRINTED MATTER	475	467	302
532 DYEING,TANNING MATERIALS	113	63	42	893 ARTICLES,NES,OF PLASTICS	335	655	423
533 PIGMENTS,PAINTS,ETC.	580	450	285	894 BABY CARRIAGE,TOYS,GAMES	137	730	468
541 MEDICINES,ETC.EXC.GRPS42	26	255	164	895 OFFICE,STATIONERY SUPPLS	139	703	447
542 MEDICAMENTS	272	1 619	1 042	897 GOLD,SILVERWARE,JEWEL NES	24	6 437	4 154
551 ESSNTL.OIL,PERFUME,FLAVR	118	793	512	898 MUSICAL INSTRUMENTS,ETC.	10	81	55
553 PERFUMERY,COSMETICS,ETC.	250	308	198	899 MISC MANUFCTRD GOODS NES	113	1 331	866
554 SOAP,CLEANERS,POLISH,ETC	1 439	740	471	971 GOLD,NONMONTY EXCL DRES	483	309	309
572 POLYMERS OF STYRENE	428	83	52	COMOROS			
574 POLYACETAL,POLYCARBONATE	455	207	131	IMPORTS			
575 OTH.PLASTIC,PRIMARY FORM	2 332	1 089	698	075 SPICES	2 280	5 111	3 244
581 PLASTIC TUBE,PIPE,HOSE	287	512	332	551 ESSNTL.OIL,PERFUME,FLAVR	7	136	85
582 PLASTIC PLATE,SHEETS,ETC	789	407	268	EXPORTS			
583 MONOFILAMENT OF PLASTICS	241	202	129	011 BOVINE MEAT	3 523	752	485
591 INSECTICIDES, ETC.	364	714	461	022 MILK AND CREAM	2 153	178	117
592 STARCHES,INULIN,ETC.	544	164	107	053 FABRICS,MAN-MADE FIBRES	500	154	101
597 PREPD ADDITIVES,LIQUIDS	998	308	199	892 PRINTED MATTER	39	47	32
598 MISC.CHEMICAL PROOTS,NES	3 855	1 942	1 244	MAYOTTE			
625 RUBBER TYRES,TUBES,ETC.	171	101	64	IMPORTS			
629 ARTICLES OF RUBBER, NES	25	107	67	075 SPICES	627	629	398
641 PAPER AND PAPERBOARD	1 928	627	409	EXPORTS			
642 PAPER,PAPERBOARD,CUT ETC	428	206	130	011 BOVINE MEAT	1 103	402	260
651 TEXTILE YARN	86	439	273	723 CIVIL ENGINEERING EQUIPT	719	119	74
652 COTTON FABRICS, WOVEN	908	2 556	1 639		226	194	130
653 FABRICS,MAN-MADE FIBRES	904	3 082	1 969	ZAMBIA			
654 OTH.TEXTILE FABRIC,WOVEN	1 090	10 750	6 882	IMPORTS			
655 KNIT.CROCHET.FABRIC NES	1 261	4 497	2 863	034 FISH,FRESH,CHILLED,FROZD	23 243	27 701	17 493
656 TULLE,LACE,EMBROIDRY,ETC	394	1 344	860	054 VEGETABLES	52	236	149
657 SPECIAL YARN,TXTL.FABRIC	405	732	471	057 FRUIT,NUTS EXCL.OIL NUTS	208	123	80
662 CLAY,REFRCT.CONSTR.MATRL	764	143	88		168	49	30
663 MINERAL MANUFACTURES,NES	331	237	153				
665 GLASSWARE	935	506	318				
679 TUBES,PIPES,ETC. IRON, STL	272	75	49				



## 7 IMPORTS AND EXPORTS (SPECIAL TRADE) BY COUNTRIES OF PRODUCTION AND CONSUMPTION AND BY GROUPS OF THE SITC-REV. III 1992

GROUP DESCRIPTION	DT = 100 KG	1 000 DM	1 000 \$	GROUP DESCRIPTION	DT = 100 KG	1 000 DM	1 000 \$
071 COFFEE, COFFEE SUBSTITUTE	6 462	1 668	1 041	775 DOM. ELEC. NON-ELEC. EQUIPT	17	49	32
121 TOBACCO, UNMANUFACTURED	9 266	7 596	4 898	776 TRANSISTORS, VALVES, ETC.	7	142	88
288 NON-FERROUS WASTE, SCRAP	259	77	47	778 ELECTRIC. MACH. APPART. NES	335	1 798	1 141
292 CRUDE VEG. MATERIALS, NES	132	185	117	781 PASS. MOTOR VEHCLS. EX. BUS	893	3 721	2 409
431 ANIMAL, VEG. FATS, OILS, NES	302	139	88	782 GOODS, SPCL TRANSPORT VEH	567	487	307
651 TEXTILE YARN	2 983	1 523	964	783 ROAD MOTOR VEHICLES NES	2 413	3 411	2 193
652 COTTON FABRICS, WOVEN	102	55	37	784 PARTS, TRACTORS, MOTOR VEH	630	1 325	844
655 KNIT, CROCHET, FABRIC NES	150	83	57	786 TRAILERS, SEMI-TRAILER, ETC	946	1 003	624
667 PEARLS, PRECIOUS STONES	.	.	.	792 AIRCRAFT, ASSOCTD. EQUIPNT	4	195	130
682 COPPER	608	301	191	811 PREFABRICATED BUILDINGS	59	115	79
689 MISC. NON-FERR. BASE METAL	1 167	9 778	6 041	846 CLOTHING ACCESSRS, FABRIC	304	275	169
743 PUMPS NES, CENTRIFUGS ETC	40	381	241	872 MEDICAL INSTRUMENTS NES	113	212	140
764 TELECOMM. EQUIP. PARTS NES		95	64	874 MEASURE, CONTROL INSTRMNT	46	551	358
841 MENS, BOYS CLOTHING, X-KNIT	746	1 957	1 235	881 PHOTOGRAPH APPAR. ETC. NES	9	69	46
845 OTHR. TEXTILE APPAREL, NES	54	168	102	882 PHOTO. CINEMATOGRPH. SUPPL	95	257	167
874 MEASURE, CONTROL INSTRMNT		68	43	892 PRINTED MATTER	274	218	132
EXPORTS	59 024	60 070	38 792	893 ARTICLES, NES, OF PLASTICS	351	273	183
022 MILK AND CREAM	1 310	392	261	895 OFFICE, STATIONERY SUPPLS	38	135	88
061 SUGARS, MOLASSES, HONEY	537	54	35	898 MUSICAL INSTRUMENTS, ETC.	8	74	47
266 SYNTHETIC FIBRES	2 141	731	469	899 MISC MANUFCTRD GOODS NES	42	251	165
269 WORN CLOTHING, TEXTL. ARTL	484	118	73	ZIMBABWE			
292 CRUDE VEG. MATERIALS, NES	41	193	122	IMPORTS	932 561	296 281	189 241
335 RESIDUAL PETROL. PRODUCTS	1 491	225	148	011 BOVINE MEAT	25 301	19 206	12 353
421 FIXED VEG. FAT, OILS, SOFT	453	54	36	054 VEGETABLES	1 480	748	492
514 NITROGEN-FUNCT. COMPOUNDS	211	146	89	057 FRUIT, NUTS EXCL. OIL NUTS	23 916	2 568	1 723
515 ORGANO-INORGANIC COMPNDS	118	66	42	071 COFFEE, COFFEE SUBSTITUTE	41 367	9 474	6 016
522 INORGANIC CHEM. ELEMENTS	37	44	31	074 TEA AND MATE	2 435	634	408
523 METAL. SALTS, INORGAN. ACID	4 866	607	394	121 TOBACCO, UNMANUFACTURED	174 561	88 387	56 307
531 SYNTH. COLOURS, LAKES, ETC.	109	272	174	263 COTTON	48 660	16 043	10 124
541 MEDICINES, ETC. EXC. GRP542	121	699	445	273 STONE, SAND AND GRAVEL	1 806	99	63
542 MEDICAMENTS	120	603	403	277 NATURAL ABRASIVES, NES	7 969	191	116
554 SOAP, CLEANERS, POLISH, ETC	91	64	44	278 OTHER CRUDE MINERALS	114 485	6 721	4 291
571 POLYMERS OF ETHYLENE	10 697	2 249	1 494	288 NON-FERROUS WASTE, SCRAP	11 869	4 069	2 629
573 POLYMERS, VINYL CHLORIDE	326	79	54	289 PREC. METAL ORES, CONCTRYS	4	3 452	2 225
574 POLYACETAL, POLYCARBONATE	524	121	76	291 CRUDE ANIMAL MATERLS. NES	19	72	45
575 OTH. PLASTIC, PRIMARY FORM	2 114	940	606	292 CRUDE VEG. MATERIALS, NES	1 586	1 704	1 061
582 PLASTIC PLATE, SHEETS, ETC	151	191	132	651 TEXTILE YARN	10 620	5 299	3 366
592 STARCHES, INULIN, ETC.	67	49	31	658 TEXTILE ARTICLES NES	387	503	331
598 MISC. CHEMICAL PRODS. NES	950	513	342	661 LIME, CEMENT, CONSTR. MATRL	70	48	31
600 CPL IND PLANT CHAP 69-76	2 817	1 027	703	667 PEARLS, PRECIOUS STONES	.	.	.
621 MATERIALS OF RUBBER	59	165	107	671 PIG IRON, SPIEGELEISN, ETC	445 404	53 760	34 137
625 RUBBER TYRES, TUBES, ETC.	534	65	41	682 COPPER	210	66	44
629 ARTICLES OF RUBBER, NES	28	100	62	683 NICKEL	13 583	15 174	9 807
635 WOOD MANUFACTURES, NES	28	59	40	725 PAPER, PULP MILL MACHINES	29	166	105
641 PAPER AND PAPERBOARD	901	130	85	728 OTH. MACH. PTS, SPCL INDUST	11	74	46
642 PAPER, PAPERBOARD, CUT ETC	91	50	31	741 HEATING, COOLING EQUIP, PART	5	120	75
651 TEXTILE YARN	103	227	146	764 TELECOMM. EQUIP. PARTS NES	6	244	154
652 COTTON FABRICS, WOVEN	585	1 398	959	841 MENS, BOYS CLOTHING, X-KNIT	3 951	7 333	4 680
653 FABRICS, MAN-MADE FIBRES	301	1 461	954	842 WOMEN, GIRL CLOTHING, XKNIT	754	3 373	2 113
654 OTH. TEXTILE FABRIC, WOVEN	42	89	59	843 MENS, BOYS CLOTHING, KNIT	49	174	110
655 KNIT, CROCHET, FABRIC NES	85	145	93	845 OTHR. TEXTILE APPAREL, NES	341	686	437
656 TULLE, LACE, EMBROIDRY, ETC	32	142	91	846 CLOTHING ACCESSRS, FABRIC	216	382	242
657 SPECIAL YARN, TXTL. FABRIC	37	167	104	874 MEASURE, CONTROL INSTRMNT		154	98
658 TEXTILE ARTICLES NES	8	51	35	896 WORKS OF ART, ANTIQUE ETC	147	295	191
662 CLAY, REFRACT. CONSTR. MATRL	797	183	115	971 GOLD, NONMONTY EXCL ORES	31	53 223	34 254
663 MINERAL MANUFACTURES, NES	12	78	53	EXPORTS	352 685	154 457	98 930
673 FLAT-ROLLED IRON ETC.	3 242	269	170	022 MILK AND CREAM	2 550	777	494
676 IRON, STL, BAR, SHAPES ETC.	4 004	561	366	054 VEGETABLES	37	81	54
677 RAILWAY TRACK IRON, STEEL	336	280	193	081 ANIMAL FEED STUFF	33	60	37
679 TUBES, PIPES, ETC. IRON, STL	69	95	59	232 SYNTHETIC RUBBER, ETC.	1 232	358	232
691 METALLIC STRUCTURES NES	172	47	32	263 COTTON	2 563	608	383
692 CONTAINERS, STORAGE, TRNSP	113	282	190	267 OTHER MAN-MADE FIBRES	922	634	403
695 TOOLS	126	848	538	272 FERTILIZERS, CRUDE	864	53	36
697 HOUSEHOLD EQUIPMENT, NES	43	47	30	278 OTHER CRUDE MINERALS	264	48	30
699 MANUFACTS. BASE METAL, NES	31	109	70	292 CRUDE VEG. MATERIALS, NES	251	479	319
700 CPL IND PLANT (84/85/87)	2 229	1 133	702	334 PETROLEUM PRODUCTS	534	147	98
711 STEAM GENER. BOILERS, ETC.	6	74	50	335 RESIDUAL PETROL. PRODUCTS	516	66	40
713 INTRNL COMBUS PSTN ENGIN	76	435	279	511 HYDROCARBONS, NES, DERIVTS	1 018	192	125
716 ROTATING ELECTRIC PLANT	11	247	159	512 ALCOHOL, PHENOL, ETC. DERIV	2 213	436	283
721 AGRIC. MACHINES, EX. TRACTR	492	809	504	513 CARBOXYLIC ACIDS, DERIVTS	788	192	125
722 TRACTORS	314	424	274	514 NITROGEN-FUNCT. COMPOUNDS	1 687	940	591
723 CIVIL ENGINEERING EQUIPT	582	1 810	1 167	515 ORGANO-INORGANIC COMPNDS	904	2 202	1 454
724 TEXTILE, LEATHER MACHINES	449	2 592	1 647	516 OTHER ORGANIC CHEMICALS	513	272	173
725 PAPER, PULP MILL MACHINES	70	88	56	522 INORGANIC CHEM. ELEMENTS	10 560	1 518	982
726 PRINTING, BOOKBINDING MACHS	187	662	433	523 METAL. SALTS, INORGAN. ACID	12 528	1 754	1 089
727 FOOD-PROCESS. MCH. NON DOM	131	295	194	524 OTHER CHEMICAL COMPOUNDS	536	160	107
728 OTH. MACH. PTS, SPCL INDUST	226	986	638	531 SYNTH. COLOURS, LAKES, ETC.	1 359	4 230	2 653
733 MACH-TOOLS, METAL-WORKING	5	59	38	532 DYEING, TANNING MATERIALS	1 802	706	464
735 PARTS, NES, FOR MACH-TOOLS	45	407	279	533 PIGMENTS, PAINTS, ETC.	4 243	1 379	907
737 METALWORKING MACHNRY NES	104	777	481	541 MEDICINES, ETC. EXC. GRP542	243	1 470	931
741 HEATING, COOLING EQUIP, PART	216	673	432	542 MEDICAMENTS	140	963	612
742 PUMPS FOR LIQUIDS, PARTS	113	670	431	551 ESSENTL. OIL, PERFUME, FLAVR	40	129	82
743 PUMPS NES, CENTRIFUGS ETC	104	1 493	927	553 PERFUMERY, COSMETICS, ETC.	57	55	34
744 MECHANICAL HANDLING EQUIP	458	1 033	669	554 SOAP, CLEANERS, POLISH, ETC	1 967	829	535
745 OTH. NONELEC MCH, TOOL, NES	211	3 122	2 082	562 FERTILIZER, EXCEPT GRP272	150 000	4 381	2 686
746 BALL OR ROLLER BEARINGS	7	61	40	571 POLYMERS OF ETHYLENE	2 280	644	400
747 TAPS, COCKS, VALVES, ETC.	12	94	60	572 POLYMERS OF STYRENE	1 186	325	210
748 TRANSMISSIONS SHAFTS ETC	155	535	340	573 POLYMERS, VINYL CHLORIDE	274	128	85
749 NON-ELECT MACH. PARTS, ETC	103	423	271	574 POLYACETAL, POLYCARBONATE	773	389	248
751 OFFICE MACHINES	46	305	191	575 OTH. PLASTIC, PRIMARY FORM	2 503	1 499	937
752 AUTOMATC. DATA PROC. EQUIP	31	846	543	582 PLASTIC PLATE, SHEETS, ETC	915	792	520
759 PARTS, FOR OFFICE MACHINS	12	126	81	591 INSECTICIDES, ETC.	761	2 112	1 372
764 TELECOMM. EQUIP. PARTS NES	134	5 349	3 388	592 STARCHES, INULIN, ETC.	53	77	51
771 ELECT POWER MACHNY, PARTS	3	47	31	597 PREPRD CRUITIVES, LIQUIDS	707	237	150
772 ELEC. SWITCH, RELAY, CIRCUIT	215	797	515				
773 ELECTR DISTRIB. EQPT NES	495	993	686				
774 ELECTRO-MEDCL, XRAY EQUIP	14	70	45				



## 7 IMPORTS AND EXPORTS (SPECIAL TRADE) BY COUNTRIES OF PRODUCTION AND CONSUMPTION AND BY GROUPS OF THE SITC-REV. III 1992

GROUP DESCRIPTION	DT = 100 KG	1 000 DM	1 000 \$	GROUP DESCRIPTION	DT = 100 KG	1 000 DM	1 000 \$
598 MISC.CHEMICAL PROOTS.NES	4 057	2 214	1 414	034 FISH,FRESH,CHILLED,FROZN	18	154	97
611 LEATHER	63	172	116	071 COFFEE,COFFEE SUBSTITUTE	43 939	11 974	7 561
621 MATERIALS OF RUBBER	21	76	52	074 TEA AND MATE	5 678	1 604	1 021
629 ARTICLES OF RUBBER, NES	64	277	179	075 SPICES	456	175	109
633 CORK MANUFACTURES	18	75	52	121 TOBACCO, UNMANUFACTURED	236 588	141 983	90 854
635 WOOD MANUFACTURES, NES	85	60	37	263 COTTON	10 932	2 770	1 750
641 PAPER AND PAPERBOARD	6 021	2 414	1 523	292 CRUDE VEG.MATERIALS, NES	249	89	58
642 PAPER,PAPERBOARD,CUT ETC	1 718	586	368	667 PEARLS,PRECIOUS STONES	-	-	-
651 TEXTILE YARN	291	713	490	EXPORTS	71 441	52 859	33 895
652 COTTON FABRICS, WOVEN	439	363	245	022 MILK AND CREAM	1 650	550	371
653 FABRICS,MAN-MADE FIBRES	888	1 320	834	046 MEAL,FLOUR OF WHEAT,MSLN	17 646	577	369
654 OTH.TEXTILE FABRIC,WOVEN	108	120	78	047 OTHER CEREAL MEAL,FLOURS	2 001	50	33
655 KNIT,CROCHET,FABRIC NES	18	72	44	266 SYNTHETIC FIBRES	92	75	46
657 SPECIAL YARN,TXTL.FABRIC	167	970	626	278 OTHER CRUDE MINERALS	10 220	253	173
662 CLAY,REFRCT.CONSTR.MATRL	5 264	619	413	335 RESIDUAL PETROL.PRODUCTS	3 956	528	345
663 MINERAL MANUFACTURES,NES	833	566	369	514 NITROGEN-FUNCT.COMPOUNDS	38	49	32
664 GLASS	444	54	33	522 INORGANIC CHEM.ELEMENTS	5 865	403	259
665 GLASSWARE	222	312	197	523 METAL,SALTS,INORGAN.ACID	1 960	151	98
673 FLAT-ROLLED IRON ETC.	11 688	720	449	531 SYNTH.COLOURS,LAKES,ETC.	56	224	142
674 FLAT-ROLLED PLATED IRON	595	74	49	533 PIGMENTS, PAINTS, ETC.	30	64	42
675 FLAT-ROLLED, ALLOY STEEL	2 321	660	427	541 MEDICINES,ETC.EXC.GRP542	40	656	424
676 IRON,STL.BAR,SHAPES ETC.	178	60	38	542 MEDICAMENTS	72	396	257
678 WIRE OF IRON OR STEEL	73	74	46	551 ESSNTL.OIL,PERFUME,FLAVR	54	151	96
679 TUBES,PIPES,ETC.IRON,STL	67 847	10 385	6 502	554 SOAP,CLEANERS,POLISH,ETC	49	58	40
683 NICKEL	54	110	70	571 POLYMERS OF ETHYLENE	311	57	36
684 ALUMINIUM	607	336	208	572 POLYMERS OF STYRENE	510	71	46
691 METALLIC STRUCTURES NES	1 095	213	131	573 POLYMERS,VINYL CHLORIDE	1 050	231	147
692 CONTAINERS,STORAGE,TRNSP	129	261	162	574 POLYACETAL,POLYCARBONATE	959	187	121
693 WIRE PRODUCTS EXCL.ELECT	3 745	1 924	1 197	581 PLASTIC TUBE,PIPE,HOSE	21	90	56
694 NAILS,SCREWS,NUTS,ETC.	60	76	47	592 STARCHES,INULIN,ETC.	336	81	53
695 TOOLS	787	1 551	997	598 MISC.CHEMICAL PROOTS.NES	264	129	80
697 HOUSEHOLD EQUIPMENT,NES	28	66	43	621 MATERIALS OF RUBBER	78	170	107
699 MANUFACTS.BASE METAL,NES	49	138	89	625 RUBBER TYRES,TUBES,ETC.	68	60	37
700 CPL IND PLANT (84/85/87)	657	2 981	1 979	629 ARTICLES OF RUBBER, NES	40	153	94
712 STEAM TURBINES	5	281	174	635 WOOD MANUFACTURES, NES	77	48	30
713 INTRNL COMBUS PSTN ENGIN	678	2 716	1 675	641 PAPER AND PAPERBOARD	1 460	424	274
716 ROTATING ELECTRIC PLANT	91	388	243	642 PAPER,PAPERBOARD,CUT ETC	292	126	80
718 OTH.POWR.GENRTNG.MACHNRY	3	48	34	651 TEXTILE YARN	345	169	107
721 AGRIC.MACHINES,EX.TRACTR	1 340	2 065	1 330	653 FABRICS,MAN-MADE FIBRES	58	76	50
722 TRACTORS	934	1 031	654	655 KNIT,CROCHET,FABRIC NES	110	114	71
723 CIVIL ENGINEERING EQUIPT	1 083	1 140	720	656 TULLE,LACE,EMBROIDRY,ETC	55	100	64
724 TEXTILE,LEATHER MACHINES	2 780	12 725	8 211	658 TEXTILE ARTICLES NES	20	58	35
725 PAPER,PULP MILL MACHINES	723	5 466	3 716	662 CLAY,REFRCT.CONSTR.MATRL	552	96	62
726 PRINTNG,BOOKBINDNG MACHS	837	5 767	3 674	664 GLASS	395	66	41
727 FOOD-PROCESS.MCH.NON DOM	310	1 537	973	674 FLAT-ROLLED PLATED IRON	194	64	41
728 OTH.MACH.PTS,SPCL INDUST	599	4 628	2 956	679 TUBES,PIPES,ETC.IRON,STL	611	109	69
731 METAL REMOVAL WORK TOOLS	234	910	578	691 METALLIC STRUCTURES NES	2 048	3 140	1 991
733 MACH-TOOLS,METAL-WORKING	930	4 907	3 122	695 TOOLS	209	346	219
735 PARTS,NES,FOR MACH-TOOLS	37	231	148	699 MANUFACTS.BASE METAL,NES	622	228	145
737 METALWORKING MACHNRY NES	81	627	389	700 CPL IND PLANT (84/85/87)	308	2 765	1 720
741 HEATING,COOLING EQUIP,PART	915	3 555	2 282	713 INTRNL COMBUS PSTN ENGIN	40	146	93
742 PUMPS FOR LIQUIDS,PARTS	97	713	444	716 ROTATING ELECTRIC PLANT	1 594	5 330	3 387
743 PUMPS NES,CENTRIFUGS ETC	276	1 139	723	718 OTH.POWR.GENRTNG.MACHNRY	642	4 309	2 616
744 MECHANICAL HANDLING EQUIP	337	973	631	723 CIVIL ENGINEERING EQUIPT	125	318	209
745 OTH.NONELEC MCH,TOOL,NES	447	4 752	3 121	724 TEXTILE,LEATHER MACHINES	68	482	306
746 BALL OR ROLLER BEARINGS	224	917	588	726 PRINTNG,BOOKBINDNG MACHS	72	308	195
747 TAPS,COCKS,VALVES,ETC.	8	174	116	727 FOOD-PROCESS.MCH.NON DOM	71	393	256
748 TRANSMISSIONS SHAFTS ETC	439	1 585	1 016	728 OTH.MACH.PTS,SPCL INDUST	526	1 225	776
749 NON-ELECT MACH,PARTS,ETC	172	2 133	1 411	731 METAL REMOVAL WORK TOOLS	37	96	66
751 OFFICE MACHINES	9	78	51	741 HEATING,COOLING EQUIP,PART	27	246	157
752 AUTOMATC.DATA PROC.EQUIP	17	381	244	742 PUMPS FOR LIQUIDS,PARTS	13	101	60
759 PARTS,FOR OFFICE MACHINS	38	86	55	743 PUMPS NES,CENTRIFUGS ETC	50	225	143
764 TELECOMM.EQUIP,PARTS NES	22	726	455	744 MECHANICAL HANDLING EQUIP	166	222	141
771 ELECT POWER MACHNRY,PARTS	57	236	151	745 OTH.NONELEC MCH,TOOL,NES	398	2 503	1 618
772 ELEC.SWITCH.RELAY.CIRCUT	311	1 712	1 108	747 TAPS,COCKS,VALVES,ETC.	16	69	46
773 ELECTR DISTRIBT.EQPT NES	73	123	83	749 NON-ELECT MACH,PARTS,ETC	47	146	93
774 ELECTRO-MEDCL,XRAY EQUIP	9	152	97	752 AUTOMATC.DATA PROC.EQUIP	13	205	136
775 DOM.ELEC,NON-ELEC.EQUIPT	58	136	92	763 SOUND RECORDER,PHONOGRPH	10	67	42
776 TRANSISTORS,VALVES,ETC.	67	67	40	764 TELECOMM.EQUIP,PARTS NES	39	1 099	693
778 ELECTRIC.MACH.APPART.NES	980	2 673	1 680	771 ELECT POWER MACHNRY,PARTS	75	799	550
781 PASS.MOTOR VEHCLS.EX.BUS	1 828	8 437	5 392	772 ELEC.SWITCH.RELAY.CIRCUT	33	161	109
782 GOODS,SPCL TRANSPORT VEH	421	380	236	773 ELECTR DISTRIBT.EQPT NES	96	816	561
784 PARTS,TRACTORS,MOTOR VEH	561	2 758	1 806	775 DOM.ELEC,NON-ELEC.EQUIPT	80	135	87
785 CYCLES,MOTORCYCLES ETC.	68	210	136	778 ELECTRIC.MACH.APPART.NES	144	262	170
786 TRAILERS,SEMI-TRAILR,ETC	98	124	79	781 PASS.MOTOR VEHCLS.EX.BUS	1 507	6 829	4 314
791 RAILWAY VEHICLES.EQUIPNT	15	130	89	782 GOODS,SPCL TRANSPORT VEH	1 019	1 646	1 044
813 LIGHTING FIXTURES ETC.NES	190	181	121	783 ROAD MOTOR VEHICLES NES	712	1 484	966
821 FURNITURE,CUSHIONS,ETC.	26	72	47	784 PARTS,TRACTORS,MOTOR VEH	315	1 344	855
851 FOOTWEAR	58	64	40	785 CYCLES,MOTORCYCLES ETC.	236	248	156
871 OPTICAL INSTRUMENTS,NES	30	251	161	792 AIRCRAFT,ASSOCTD.EQUIPNT	12	432	270
872 MEDICAL INSTRUMENTS NES	805	1 950	1 259	793 SHIP,BOAT,FLOAT.STRUCTRS	6 371	4 726	3 257
874 MEASURE,CONTROL INSTRMNT	154	2 589	1 658	821 FURNITURE,CUSHIONS,ETC.	31	148	90
881 PHOTOGRAPH APPAR.ETC.NES	22	202	130	841 MENS,BOYS CLOTHNG,X-KNIT	1	59	37
882 PHOTO.CINEMATOGRPH.SUPPL	14	93	58	872 MEDICAL INSTRUMENTS NES	200	182	117
884 OPTICAL GOODS NES	106	106	68	874 MEASURE,CONTROL INSTRMNT	11	420	270
885 WATCHES AND CLOCKS	7	94	63	881 PHOTOGRAPH APPAR.ETC.NES	2	99	66
891 ARMS AND AMMUNITION	1	47	30	882 PHOTO.CINEMATOGRPH.SUPPL	27	103	65
892 PRINTED MATTER	59	251	159	892 PRINTED MATTER	28	79	49
893 ARTICLES,NES,OF PLASTICS	524	467	291	893 ARTICLES,NES,OF PLASTICS	13	76	49
895 OFFICE,STATIONERY SUPPLS	144	354	234	895 OFFICE,STATIONERY SUPPLS	39	173	109
897 GOLD,SILVERWARE,JEWL NES	1	4 062	2 588				
898 MUSICAL INSTRUMENTS,ETC.	25	120	76				
899 MISC MANUFCTRD GOODS NES	26	229	150				
941 COMPL IND PLANT CHAPT 99	10 153	1 462	936				
MALAWI				SOUTH AFRICA			
IMPORTS	298 280	159 034	101 635	IMPORTS	80 997 615	3 115 522	1 998 249
				001 LIVE ANIMALS	9	108	68
				011 BOVINE MEAT	2 102	946	597



## 7 IMPORTS AND EXPORTS (SPECIAL TRADE) BY COUNTRIES OF PRODUCTION AND CONSUMPTION AND BY GROUPS OF THE SITC-REV. III 1992

GROUP DESCRIPTION	DT = 100 KG	1 000 DM	1 000 \$	GROUP DESCRIPTION	DT = 100 KG	1 000 DM	1 000 \$
012 OTHER MEAT, MEAT OFFAL	1 198	1 344	870	675 FLAT-ROLLED, ALLOY STEEL	4 684	1 022	644
034 FISH, FRESH, CHILLED, FROZEN	7 794	3 556	2 265	676 IRON, STL, BAR, SHAPES ETC.	174 316	10 560	6 790
036 CRUSTACEANS, MOLLUSCS ETC	55	175	109	678 WIRE OF IRON OR STEEL	104 072	8 358	5 391
054 VEGETABLES	83 011	16 619	10 804	679 TUBES, PIPES, ETC. IRON, STL	17 831	1 716	1 103
056 VEGETABLES, PRPD, PRSVD, NES	8 380	3 721	2 381	681 SILVER, PLATINUM, ETC.	310	245 906	157 950
057 FRUIT, NUTS EXCL. OIL NUTS	1 648 548	279 989	177 313	682 COPPER	297 790	104 198	66 803
058 FRUIT, PRESERVED, PREPARED	295 057	51 753	33 112	683 NICKEL	17 156	19 772	12 564
059 FRUIT, VEGETABLE JUICES	53 958	15 199	9 662	684 ALUMINIUM	14 083	3 480	2 190
062 SUGAR CONFECTIONERY	299	90	60	686 ZINC	3 168	527	332
072 COCOA	307	124	77	689 MISC. NON-FERR. BASE METAL	53 050	15 536	9 900
073 CHOCOLATE, OTH. COCOA PREP	1 967	487	310	691 METALLIC STRUCTURES NES	58 843	8 454	5 530
075 SPICES	659	234	154	693 WIRE PRODUCTS EXCL. ELECT	592	168	109
081 ANIMAL FEED STUFF	2 200 638	64 026	40 469	694 NAILS, SCREWS, NUTS, ETC.	12 313	2 768	1 763
098 EDIBLE PROD. PREPRTNS, NES	1 051	138	85	695 TOOLS	1 095	9 371	6 283
112 ALCOHOLIC BEVERAGES	18 213	9 249	5 909	697 HOUSEHOLD EQUIPMENT, NES	13 556	3 401	2 179
121 TOBACCO, UNMANUFACTURED	1 539	777	506	699 MANUFACT. BASE METAL, NES	12 024	4 606	2 951
211 HIDES, SKINS (EX. FURS), RAW	12 415	5 182	3 329	712 STEAM TURBINES	349	787	538
212 FURSKINS, RAW	123	1 488	954	713 INTRNL COMBUS PSTN ENGIN	7 350	7 993	5 079
222 OILSEED (SFT. FIX VEG. OIL)	28 744	4 474	2 776	714 ENGINES, MOTORS NON-ELECT	2	334	222
232 SYNTHETIC RUBBER, ETC.	15 023	2 254	1 440	716 ROTATING ELECTRIC PLANT	593	1 959	1 294
245 FUEL WOOD, WOOD CHARCOAL	140 538	11 014	7 032	718 OTH. POWR. GENRTNG. MACHNRY	59	97	60
246 WOOD IN CHIPS, PARTICLES	1 048	145	92	721 AGRIC. MACHINES, EX. TRACTR	710	643	404
247 WOOD ROUGH, ROUGH SQUARED	566	119	78	723 CIVIL ENGINEERING EQUIPT	333	908	592
248 WOOD, SIMPLY WORKED	1 768	285	184	724 TEXTILE, LEATHER MACHINES	748	2 575	1 688
251 PULP AND WASTE PAPER				725 PAPER, PULP MILL MACHINES	2 509	2 629	1 707
263 COTTON	6 907	883	558	726 PRINTNG, BOOKBINDNG MACHNS	30	191	121
266 SYNTHETIC FIBRES	304	45	31	727 FOOD-PROCESS. MCH. NON DOM	113	156	102
267 OTHER MAN-MADE FIBRES	5 398	205	130	728 OTH. MACH. PTS, SPCL INDUST	27 328	11 427	7 280
268 WOOD, OTHER ANIMAL HAIR	123 128	108 922	68 768	731 METAL REMOVAL WORK TOOLS	1 005	1 943	1 197
272 FERTILIZERS, CRUDE	38 275	560	344	733 MACH-TOOLS, METAL-WORKING	1 639	760	488
273 STONE, SAND AND GRAVEL	294 916	10 806	6 954	735 PARTS, NES, FOR MACH-TOOLS	1 882	294	182
277 NATURAL ABRASIVES, NES	635	5 770	3 690	737 METALWORKING MACHNRY NES	2 005	2 152	1 312
278 OTHER CRUDE MINERALS	2 351 816	88 118	56 518	741 HEATING, COOLING EQUIP, PART	495	579	366
281 IRON ORE, CONCENTRATES	6 589 710	26 005	16 481	742 PUMPS FOR LIQUIDS, PARTS	201	277	176
282 FERROUS WASTE AND SCRAP	4 589	518	345	743 PUMPS, NES, CENTRIFUGS ETC	17 813	71 122	46 067
283 COPPER ORES, CONCENTRATES	1 466	709	458	744 MECHANICAL HANDLING EQUIP	3 844	2 619	1 682
285 ALUMINIUM ORE, CONCTR, ETC	14 757	526	351	745 OTH. NONELEC MCH, TOOL, NES	1 354	1 846	1 201
287 ORE, CONCENTR. BASE METALS	3 639 196	87 034	55 587	746 BALL OR ROLLER BEARINGS	62	91	60
288 NON-FERROUS WASTE, SCRAP	67 224	42 101	27 110	747 TAPS, COCKS, VALVES, ETC.	46	330	213
289 PREC. METAL ORES, CONCTR	150	90 401	56 568	748 TRANSMISSIONS SHAFTS ETC	3 006	3 527	2 277
291 CRUDE ANIMAL MATERIALS, NES	890	1 203	766	749 NON-ELECT MACH. PARTS, ETC	424	2 110	1 388
292 CRUDE VEG. MATERIALS, NES	50 200	21 181	13 664	752 AUTOMATC. DATA PROC. EQUIP	36	1 040	671
321 COAL, NOT AGGLOMERATED	59 743 781	429 531	275 411	759 PARTS, FOR OFFICE MACHNS	14	823	522
325 COKE, SEMI-COKE, RET. CARBN	7 235	70	45	763 SOUND RECORDER, PHONOGRPH		64	41
335 RESIDUAL PETROL. PRODUCTS	190 147	29 680	19 160	764 TELECOMM. EQUIP. PARTS NES	490	7 537	4 829
422 FIXED VEG. FAT, OILS, OTHER	461	303	193	771 ELECT POWER MACHNY, PARTS	212	1 372	890
512 ALCOHOL, PHENOL, ETC. DERIV	8 851	841	534	772 ELECT. SWITCH. RELAY. CIRCUIT	1 139	12 906	8 373
513 CARBOXYLIC ACIDS, DERIVTS	5 798	1 364	866	773 ELECTRIC DISTRIB. EQPT NES	1 341	5 216	3 381
514 NITROGEN-FUNCT. COMPOUNDS	199	451	289	774 ELECTRO-MEDCL. XRAY EQUIP	16	350	230
515 ORGANO-INORGANIC COMPNDS	6 488	1 411	916	775 DOM. ELEC. NON-ELEC. EQUIPT	86	335	205
516 OTHER ORGANIC CHEMICALS	207	909	583	776 TRANSISTORS, VALVES, ETC.	10	373	240
522 INORGANIC CHEM. ELEMENTS	110 895	17 092	10 892	778 ELECTRIC. MACH. APPART. NES	1 170	2 544	1 670
523 METAL SALTS, INORGAN. ACID	8 411	2 437	1 588	781 PASS. MOTOR VEHCLS. EX. BUS	555	1 794	1 131
524 OTHER CHEMICAL COMPOUNDS	2 199	3 012	1 910	782 GOODS, SPCL TRANSPORT VEH	395	555	352
525 RADIO-ACTIVE MATERIALS	554	12 445	8 330	784 PARTS, TRACTORS, MOTOR VEH	81 196	65 225	42 079
532 DYEING, TANNING MATERIALS	28 563	4 822	3 104	785 CYCLES, MOTORCYCLES ETC.	37	100	62
533 PIGMENTS, PAINTS, ETC.	25 792	688	430	786 TRAILERS, SEMI-TRAILER, ETC	5 469	623	402
541 MEDICINES, ETC. EXC. GRP542	65	593	386	791 RAILWAY VEHICLES. EQUIPNT	82	131	83
542 MEDICAMENTS	51	9 334	5 993	792 AIRCRAFT, ASSOCTD. EQUIPNT	5	1 242	788
551 ESSNTL. OIL, PERFUME, FLAVR	1 826	1 573	1 014	793 FURNITURE, CUSHIONS, ETC.	42 354	136 733	88 191
562 FERTILIZER, EXCEPT GRP272	552	521	337	831 TRUNK, SUITCASES, BAG, ETC	79	955	626
572 POLYMERS OF STYRENE	1 421	289	189	841 MENS, BOYS CLOTHNG, X-KNIT	7 125	16 192	10 387
573 POLYMERS, VINYL CHLORIDE	556	63	40	842 WOMEN, GIRL CLOTHNG, XKNIT	1 545	4 489	2 884
574 POLYACETAL, POLYCARBONATE	1 591	204	129	843 MENS, BOYS CLOTHNG, KNIT	805	2 359	1 519
575 OTH. PLASTIC, PRIMARY FORM	3 677	786	506	844 WOMEN, GIRLS CLOTHNG, KNIT	884	3 611	2 307
581 PLASTIC TUBE, PIPE, HOSE	164	58	37	845 OTHR. TEXTILE APPAREL, NES	2 880	9 471	6 101
582 PLASTIC PLATE, SHEETS, ETC	340	169	105	846 CLOTHING ACCESSRS, FABRIC	2 732	4 770	3 061
591 INSECTICIDES, ETC.	270	342	232	848 CLOTHING, NONXTL; HEADGEAR	61	319	199
597 PREPRD. ADDITIVES, LIQUIDS	3 656	1 242	801	851 FOOTWEAR	786	1 940	1 272
598 MISC. CHEMICAL PRODS. NES	19 394	10 609	6 732	872 MEDICAL INSTRUMENTS NES	63	252	160
611 LEATHER	523	7 284	4 650	874 MEASURE, CONTROL INSTRMNT	197	4 348	2 775
612 MANUFACT. LEATHER ETC. NES	128	447	293	881 PHOTOGRAPH APPAR. ETC. NES	8	381	246
613 FURSKINS, TANNED, DRESSED	12	68	42	882 PHOTO. CINEMATOGPH. SUPPL	2	64	41
621 MATERIALS OF RUBBER	63	68	42	884 OPTICAL GOODS NES	8	141	89
625 RUBBER TYRES, TUBES, ETC.	3 315	1 534	1 034	892 PRINTED MATTER	467	465	288
629 ARTICLES OF RUBBER, NES	507	388	243	893 ARTICLES, NES, OF PLASTICS	9 181	7 782	4 969
634 VENEERS, PLYWOOD, ETC.	31 978	2 354	1 511	894 BABY CARRIAGE, TOYS, GAMES	438	1 029	665
635 WOOD MANUFACTURES, NES	7 014	2 721	1 751	895 OFFICE, STATIONERY SUPPLS	48	72	49
641 PAPER AND PAPERBOARD	250 212	19 685	12 687	896 WORKS OF ART, ANTIQUE ETC	34	393	247
642 PAPER, PAPERBOARD, CUT ETC	64	48	33	897 GOLD, SILVERWARE, JEWEL NES	14	515	333
651 TEXTILE YARN	8 950	5 323	3 400	898 MUSICAL INSTRUMENTS, ETC.	51	211	134
652 COTTON FABRICS, WOVEN	1 669	2 377	1 510	899 MISC MANUFCTRD GOODS NES	1 397	4 013	2 566
653 FABRICS, MAN-MADE FIBRES	117	468	303	961 COIN NONGOLD NONCURRENT	14	367	246
654 OTH. TEXTILE FABRIC, WOVEN	115	133	86	971 GOLD, NONMONTY EXCL DRES	271	464 882	302 073
655 KNIT, CROCHET, FABRIC NES	39	84	59	972 MONETARY GOLD, GOLD COINS	15	26 879	17 565
656 TULLE, LACE, EMBROIDRY, ETC	1	54	34				
657 SPECIAL YARN, TXTL. FABRIC	214	206	130	EXPORTS	5 362 735	4 339 047	2 786 675
658 TEXTILE ARTICLES NES	907	1 169	733	001 LIVE ANIMALS	76	994	634
659 FLOOR COVERINGS, ETC.	297	825	528	011 BOVINE MEAT	1 403	328	204
661 LIME, CEMENT, CONSTR. MATRL	18 620	2 082	1 331	017 MEAT, OFFL, PRPD, PRSVD, NES	3 965	1 471	949
662 CLAY, REFRCT. CONSTR. MATRL	11 623	942	583	022 MILK AND CREAM	550	129	82
663 MINERAL MANUFACTURES, NES	2 393	638	414	024 CHEESE AND CURD	1 672	853	559
664 GLASS	27 847	5 238	3 366	046 MEAL, FLOUR OF WHEAT, MSLN	7 296	207	137
665 GLASSWARE	126	59	36	048 CEREAL PREPARATIONS	54 205	3 492	2 212
666 POTTERY	21	63	38	054 VEGETABLES	708	638	402
667 PEARLS, PRECIOUS STONES				056 VEGETABLES, PRPD, PRSVD, NES	1 530	692	442
671 PIG IRON, SPIEGELEISN, ETC	1 087 705	94 440	59 956	057 FRUIT, NUTS EXCL. OIL NUTS	166	66	42
673 FLAT-ROLLED IRON ETC.	204 547	11 840	7 766	058 FRUIT, PRESERVED, PREPARED	521	171	111
674 FLAT-ROLLED PLATED IRON	174 476	13 704	8 812				



## 7 IMPORTS AND EXPORTS (SPECIAL TRADE) BY COUNTRIES OF PRODUCTION AND CONSUMPTION AND BY GROUPS OF THE SITC-REV. III 1992

GROUP DESCRIPTION	DT = 100 KG	1 000 DM	1 000 \$	GROUP DESCRIPTION	DT = 100 KG	1 000 DM	1 000 \$
059 FRUIT, VEGETABLE JUICES	287	263	163	671 PIG IRON, SPIEGELEISN, ETC	2 279	498	318
061 SUGARS, MOLASSES, HONEY	4 826	889	577	672 INGOTS ETC. IRON OR STEEL	8 070	1 017	663
062 SUGAR CONFECTIONERY	185	107	70	673 FLAT-ROLLED IRON ETC.	59 253	5 882	3 783
071 COFFEE, COFFEE SUBSTITUTE	166	135	85	674 FLAT-ROLLED PLATED IRON	349 629	40 257	26 201
072 COCOA	145	55	33	675 FLAT-ROLLED, ALLOY STEEL	50 972	12 680	8 182
073 CHOCOLATE, OTH. COCOA PREP	333	284	180	676 IRON, STL. BAR, SHAPES ETC.	21 544	5 941	3 804
075 SPICES	958	643	412	677 RAILWAY TRACK IRON, STEEL	246	340	225
081 ANIMAL FEED STUFF	2 758	4 050	2 539	678 WIRE OF IRON OR STEEL	5 805	3 357	2 164
091 MARGARINE AND SHORTENING	127	64	42	679 TUBES, PIPES, ETC. IRON, STL	55 446	24 929	15 948
098 EDIBLE PROD. PREPRTNS, NES	10 387	6 455	4 111	681 SILVER, PLATINUM, ETC.	156	1 936	1 258
112 ALCOHOLIC BEVERAGES	1 413	683	444	682 COPPER	10 757	11 453	7 332
122 TOBACCO, MANUFACTURED	7	49	30	683 NICKEL	844	3 071	1 970
222 OILSEED (SFT. FIX VEG. OIL)	222 782	12 622	8 084	684 ALUMINIUM	14 351	12 354	7 970
223 OILSEED (OTH. FIX. VEG. OIL)	321	50	31	685 LEAD	442	84	55
232 SYNTHETIC RUBBER, ETC.	27 041	8 538	5 468	687 TIN	129	281	181
245 FUEL WOOD, WOOD CHARCOAL	183	59	37	688 MISC. NON-FERR. BASE METAL	146	1 485	937
246 WOOD IN CHIPS, PARTICLES	3 146	73	46	691 METALLIC STRUCTURES NES	8 490	20 889	13 370
248 WOOD, SIMPLY WORKED	1 979	404	261	692 CONTAINERS, STORAGE, TRNSP	963	1 043	672
251 PULP AND WASTE PAPER	3 308	535	346	693 WIRE PRODUCTS EXCL. ELECT	11 281	4 834	3 106
263 COTTON	479	59	37	694 NAILS, SCREWS, NUTS, ETC.	23 398	20 514	13 177
266 SYNTHETIC FIBRES	24 955	8 136	5 302	695 TOOLS	6 728	27 546	17 699
267 OTHER MAN-MADE FIBRES	14 475	7 672	4 929	696 CUTLERY	1 215	6 169	4 001
269 WORN CLOTHING, TEXTL. ARTL	5 836	844	529	697 HOUSEHOLD EQUIPMENT, NES	1 491	4 572	2 939
272 FERTILIZERS, CRUDE	11 199	598	378	698 MANUFACT. BASE METAL, NES	37 783	49 935	32 166
273 STONE, SAND AND GRAVEL	69 844	1 845	1 187	700 CPL IND PLANT (84/85/87)	14 146	108 328	69 780
274 SULPHUR, UNRSTD. IRON PYRS	3 717	925	591	711 STEAM GENER. BOILERS, ETC.	509	767	492
277 NATURAL ABRASIVES, NES	2	957	615	712 STEAM TURBINES	299	11 117	7 181
278 OTHER CRUDE MINERALS	55 676	2 691	1 739	713 INTRNL COMBUS PSTN ENGIN	22 054	94 857	60 624
285 ALUMINIUM ORE, CONCTR. ETC	5 107	1 384	891	714 ENGINES, MOTORS NON-ELECT	75	7 769	5 307
288 NON-FERROUS WASTE, SCRAP	1 124	119	80	716 ROTATING ELECTRIC PLANT	7 346	22 863	14 702
291 CRUDE ANIMAL MATERIALS, NES	11 611	9 206	5 973	718 OTH. POWR. GENRNG. MACHNRY	873	5 183	3 321
292 CRUDE VEG. MATERIALS, NES	8 625	21 938	13 722	721 AGRIC. MACHINES, EX. TRACTR	8 678	9 298	5 952
321 COAL, NOT AGGLOMERATED	1 242	83	55	722 TRACTORS	2 349	2 241	1 447
322 BRIQUETTES, LIGNITE, PEAT	39 115	451	290	723 CIVIL ENGINEERING EQUIPT	34 983	66 787	42 232
334 PETROLEUM PRODUCTS	57 649	9 244	5 957	724 TEXTILE, LEATHER MACHINES	13 198	61 759	39 260
335 RESIDUAL PETROL. PRODUCTS	86 889	8 975	5 773	725 PAPER, PULP MILL MACHINES	5 638	22 710	14 470
342 LIQUEFIED PROPANE, BUTANE	15 533	373	257	726 PRINTNG, BOOKBINDNG MACHS	4 910	23 201	14 884
411 ANIMAL OILS AND FATS	3 790	499	312	727 FOOD-PROCESS. MCH. NON DOM	4 093	17 819	11 531
431 ANIMAL, VEG. FATS, OILS, NES	3 037	700	451	728 OTH. MACH. PTS, SPCL INDUST	32 468	107 389	68 606
511 HYDROCARBONS, NES, DERIVTS	68 385	6 424	4 079	731 METAL REMOVAL WORK TOOLS	8 188	19 085	12 233
512 ALCOHOL, PHENOL, ETC. DERIV	102 592	17 231	10 933	733 MACH-TOOLS, METAL-WORKING	3 009	8 685	5 604
513 CARBOXYLIC ACIDS, DERIVTS	37 858	10 195	6 535	735 PARTS, NES, FOR MACH-TOOLS	1 669	10 573	6 796
514 NITROGEN-FUNCT. COMPOUNDS	58 605	23 113	14 848	737 METALWORKING MACHNRY NES	15 449	31 723	20 166
515 ORGANO-INORGANIC COMPNDS	56 984	41 184	26 353	741 HEATING, COOLING EQUIP, PART	9 073	37 852	24 304
516 OTHER ORGANIC CHEMICALS	25 739	8 493	5 407	742 PUMPS FOR LIQUIDS, PARTS	3 819	25 448	16 327
522 INORGANIC CHEM. ELEMENTS	97 692	23 363	14 902	743 PUMPS NES, CENTRIFUGS ETC	15 463	69 243	44 230
523 METAL. SALTS, INORGAN. ACID	206 065	21 357	13 696	744 MECHANICAL HANDLING EQUIP	23 291	38 101	24 094
524 OTHER CHEMICAL COMPOUNDS	57 772	11 758	7 406	745 OTH. NONELEC MCH. TOOL, NES	11 614	63 120	40 743
525 RADIO-ACTIVE MATERIALS	20	109	66	746 BALL OR ROLLER BEARINGS	12 199	34 189	22 028
531 SYNTH. COLOURS, LAKES, ETC.	18 426	49 582	31 800	747 TAPS, COCKS, VALVES, ETC.	5 900	42 128	27 117
532 DYEING, TANNING MATERIALS	11 297	3 436	2 215	748 TRANSMISSIONS SHAFTS ETC	19 895	52 342	33 658
533 PIGMENTS, PAINTS, ETC.	36 718	24 141	15 515	749 NON-ELECT MACH. PARTS, ETC	5 569	28 543	18 417
541 MEDICINES, ETC. EXC. GRP542	4 022	45 691	29 274	751 OFFICE MACHINES	831	4 040	2 598
542 MEDICAMENTS	6 240	71 418	45 873	752 AUTOMATC. DATA PROC. EQUIP	1 929	37 840	24 438
551 ESSNTL. OIL, PERFUME, FLAVR	3 638	9 380	6 060	753 PARTS, FOR OFFICE MACHINS	1 165	19 703	12 726
553 PERFUMERY, COSMETICS, ETC.	1 084	2 559	1 661	761 TELEVISION RECEIVERS ETC	338	1 074	687
554 SOAP, CLEANERS, POLISH, ETC	44 927	15 923	10 169	762 RADIO-BROADCAST RECEIVER	522	8 244	5 221
562 FERTILIZER, EXCEPT GRP272	890 454	16 575	10 569	763 SOUND RECORDER, PHONOGRPH	163	1 862	1 187
571 POLYMERS OF ETHYLENE	28 194	5 171	3 315	764 TELECOMM. EQUIP. PARTS NES	4 058	118 509	76 247
572 POLYMERS OF STYRENE	39 042	10 328	6 623	771 ELECT POWER MACHNRY. PARTS	3 555	14 786	9 499
573 POLYMERS, VINYL CHLORIDE	59 846	13 873	8 864	772 ELEC. SWITCH. RELAY. CIRCUIT	14 474	94 988	61 283
574 POLYACETAL, POLYCARBONATE	46 509	24 199	15 452	773 ELECTR DISTRIB. EQPT NES	8 451	23 531	15 288
575 OTH. PLASTIC, PRIMARY FORM	108 005	57 361	36 829	774 ELECTRO-MEDCL. XRAY EQUIP	1 287	35 358	22 797
581 PLASTIC TUBE, PIPE, HOSE	1 959	4 026	2 585	775 DOM. ELEC. NON-ELEC. EQUIPT	22 855	26 917	17 252
582 PLASTIC PLATE, SHEETS, ETC	36 400	28 942	18 632	776 TRANSISTORS, VALVES, ETC.	1 451	20 755	13 223
583 MONOFILAMENT OF PLASTICS	2 054	2 153	1 390	778 ELECTRIC MACH. APPART. NES	22 334	81 461	52 305
591 INSECTICIDES, ETC.	7 788	15 321	9 899	781 PASS. MOTOR VEHCLS. EX. BUS	8 390	24 188	15 483
592 STARCHES, INULIN, ETC.	54 237	11 056	7 176	782 GOODS, SPCL TRANSPORT VEH	3 870	5 424	3 527
593 EXPLOSIVES, PYROTECHNICS	85	352	222	783 ROAD MOTOR VEHICLES NES	1 093	2 581	1 560
597 PREPRED ADDITIVES, LIQUIDS	26 882	10 681	6 839	784 PARTS, TRACTORS, MOTOR VEH	554 058	1 107 873	713 491
598 MISC. CHEMICAL PRODS. NES	134 644	71 829	45 920	785 CYCLES, MOTORCYCLES ETC.	168	650	410
600 CPL IND PLANT CHAP 69-76	15 240	22 354	13 845	786 TRAILERS, SEMI-TRAILER, ETC	5 346	4 198	2 673
611 LEATHER	12 945	27 692	17 953	791 RAILWAY VEHICLES. EQUIPNT	2 887	5 319	3 378
612 MANUFACT. LEATHER ETC. NES	34	419	269	792 AIRCRAFT, ASSOCTD. EQUIPNT	45	4 288	2 743
613 FURSKINS, TANNED, DRESSED	1	56	38	793 SHIP, BOAT, FLOAT. STRUCTRS	12 516	30 471	19 299
621 MATERIALS OF RUBBER	13 763	11 345	7 328	800 CPL IND PLANT CHAP 90/94	95	1 052	717
625 RUBBER TYRES, TUBES, ETC.	7 265	4 765	3 038	812 PLUMBNG, SANITRY, EQPT. ETC	98	140	90
629 ARTICLES OF RUBBER, NES	8 221	22 497	14 433	813 LIGHTNG FIXTURES ETC. NES	1 745	5 182	3 332
633 CORK MANUFACTURES	671	4 027	2 634	821 FURNITURE, CUSHIONS, ETC.	6 894	11 074	7 148
634 VENEERS, PLYWOOD, ETC.	3 403	713	467	831 TRUNK, SUITCASES, BAG, ETC	139	492	314
635 WOOD MANUFACTURES, NES	4 264	1 487	933	841 MENS, BOYS CLOTHNG, X-KNIT	66	1 516	968
641 PAPER AND PAPERBOARD	267 562	67 399	43 366	842 WOMEN, GIRL CLOTHNG. XKNIT	169	4 678	2 983
642 PAPER, PAPERBOARD, CUT ETC	16 145	7 813	5 015	844 WOMEN, GIRLS CLOTHNG. KNIT	24	371	231
651 TEXTILE YARN	31 213	27 707	17 795	845 OTHR. TEXTILE APPAREL, NES	81	1 271	823
652 COTTON FABRICS, WOVEN	612	2 170	1 388	846 CLOTHING ACCESSRS, FABRIC	39	358	226
653 FABRICS, MAN-MADE FIBRES	5 521	20 629	13 152	848 CLOTHING, NONTXL; HEADGEAR	146	627	396
654 OTH. TEXTILE FABRIC, WOVEN	1 011	1 750	1 122	851 FOOTWEAR	218	881	570
655 KNIT, CROCHET, FABRIC NES	538	2 557	1 617	871 OPTICAL INSTRUMENTS, NES	118	3 084	1 967
656 TULLE, LACE, EMBROIDRY, ETC	252	1 561	995	872 MEDICAL INSTRUMENTS NES	1 897	22 961	14 733
657 SPECIAL YARN, TXTL. FABRIC	10 606	27 027	17 394	873 METERS, COUNTERS, NES	1 313	9 590	6 428
658 TEXTILE ARTICLES NES	910	2 164	1 373	874 MEASURE, CONTROL INSTRMNT	4 548	76 408	49 050
659 FLOOR COVERINGS, ETC.	583	886	580	881 PHOTOGRAPH APPAR. ETC. NES	517	5 279	3 367
661 LIME, CEMENT, CONSTR. MATRL	12 131	603	388	882 PHOTO. CINEMATOGPH. SUPPL	19 094	32 267	20 737
662 CLAY, REFRCT. CONSTR. MATRL	125 579	18 543	12 032	884 OPTICAL GOODS NES	129	9 500	6 134
663 MINERAL MANUFACTURES, NES	39 008	23 508	15 133	885 WATCHES AND CLOCKS	479	4 709	3 019
664 GLASS	20 731	8 548	5 477	891 ARMS AND AMMUNITION	30	276	178
665 GLASSWARE	6 690	6 450	4 161	892 PRINTED MATTER	5 489	13 456	8 721
666 POTTERY	1 117	1 737	1 118	893 ARTICLES, NES, OF PLASTICS	13 938	19 612	12 642
667 PEARLS, PRECIOUS STONES	.	.	.	894 BABY CARRIAGE, TOYS, GAMES	1 650	3 170	2 070



## 7 IMPORTS AND EXPORTS (SPECIAL TRADE) BY COUNTRIES OF PRODUCTION AND CONSUMPTION AND BY GROUPS OF THE SITC-REV. III 1992

GROUP DESCRIPTION	DT = 100 KG	1 000 DM	1 000 \$	GROUP DESCRIPTION	DT = 100 KG	1 000 DM	1 000 \$
895 OFFICE, STATIONERY SUPPLS	4 929	10 737	6 893	831 TRUNK, SUITCASES, BAG, ETC	19	62	37
896 WORKS OF ART, ANTIQUE ETC	4	429	271	871 OPTICAL INSTRUMENTS, NES	3	63	41
897 GOLD, SILVERWARE, JEWEL NES	59	3 762	2 382	872 MEDICAL INSTRUMENTS, NES	96	202	133
898 MUSICAL INSTRUMENTS, ETC.	2 397	11 618	7 488	874 MEASURE, CONTROL INSTRMNT	23	410	257
899 MISC MANUFACTURED GOODS NES	2 917	12 884	8 313	882 PHOTO. CINEMATOGRAPH. SUPPL	482	822	533
941 COMPL. IND. PLANT CHAPT 99	5 485	6 536	4 489	884 OPTICAL GOODS NES	20	283	182
971 GOLD, NONMONETARY EXCL. DRES		315	198	891 ARMS AND AMMUNITION	337	185	119
972 MONETARY GOLD, GOLD COINS		86	55	892 PRINTED MATTER	158	562	361
				893 ARTICLES, NES, OF PLASTICS	30	213	135
				894 BABY CARRIAGE, TOYS, GAMES		144	93
				897 GOLD, SILVERWARE, JEWEL NES		72	46
NAMIBIA							
IMPORTS							
001 LIVE ANIMALS	29	75	48	BOTSWANA			
011 BOVINE MEAT	38 237	31 541	20 402	IMPORTS			
057 FRUIT, NUTS EXCL. OIL NUTS	411	82	52	102 857	54 951	35 281	
211 HIDES, SKINS (EX. FURS), RAW	18	218	135	011 BOVINE MEAT	57 845	38 285	24 607
212 FURSKINS, RAW	166	1 977	1 258	017 MEAT, OFFL, PRPD, PRSVD, NES	102	386	266
245 FUEL WOOD, WOOD CHARCOAL	4 067	334	218	211 HIDES, SKINS (EX. FURS), RAW	325	101	62
248 WOOD, SIMPLY WORKED	180	59	40	611 LEATHER	5	198	120
273 STONE, SAND AND GRAVEL	4 878	202	126	652 COTTON FABRICS, WOVEN	2 463	1 266	822
278 OTHER CRUDE MINERALS	38 556	634	421	682 COPPER	42 069	14 517	9 285
291 CRUDE ANIMAL MATERIALS, NES	25	86	55	EXPORTS			
292 CRUDE VEG. MATERIALS, NES	801	568	360	13 830	12 103	7 750	
541 MEDICINES, ETC. EXC. GRP542	15	83	54	022 MILK AND CREAM	3 500	1 016	681
611 LEATHER	4	181	114	266 SYNTHETIC FIBRES	323	109	76
667 PEARLS, PRECIOUS STONES				421 FIXED VEG. FAT, OILS, SOFT	1 252	152	102
682 COPPER	30 326	11 386	7 284	532 DYEING, TANNING MATERIALS	152	71	45
685 LEAD	9 632	864	545	541 MEDICINES, ETC. EXC. GRP542	35	173	112
821 FURNITURE, CUSHIONS, ETC.	597	246	156	542 MEDICAMENTS	28	80	52
848 CLOTHING, NONTEXTILE; HEADGEAR	22	252	165	551 ESSENTIAL OIL, PERFUME, FLAVOR	62	109	73
851 FOOTWEAR	21	99	41	571 POLYMERS OF ETHYLENE	3 299	212	140
874 MEASURE, CONTROL INSTRMNT		60	184	581 PLASTIC TUBE, PIPE, HOSE	175	74	50
891 ARMS AND AMMUNITION	14	282		598 MISC. CHEMICAL PRODUCTS, NES	1 069	317	196
EXPORTS							
103 787	24 395	15 709	611 LEATHER	147	235	149	
022 MILK AND CREAM	2 233	541	358	653 FABRICS, MAN-MADE FIBRES	17	117	78
023 BUTTER, OTHER FAT OF MILK	385	113	71	658 TEXTILE ARTICLES, NES	35	62	38
024 CHEESE AND CURD	633	285	190	679 TUBES, PIPES, ETC. IRON, STL	1 004	203	129
048 CEREAL PREPARATIONS	49 179	2 343	1 522	699 MANUFACT. BASE METAL, NES	16	105	64
054 VEGETABLES	189	133	90	711 STEAM GENER. BOILERS, ETC.	218	263	165
056 VEGETABLES, PRPD, PRSVD, NES	272	48	33	723 CIVIL ENGINEERING EQUIP	23	157	98
071 COFFEE, COFFEE SUBSTITUTE	98	69	43	724 TEXTILE, LEATHER MACHINES	90	691	456
098 EDIBLE PROD. PREPARATIONS, NES	220	106	68	728 OTH. MACH. PTS, SPCL INDUST	251	1 357	871
112 ALCOHOLIC BEVERAGES	158	138	85	741 HEATING, COOLING EQUIP, PART	188	918	575
288 NON-FERROUS WASTE, SCRAP	21 854	1 454	953	742 PUMPS FOR LIQUIDS, PARTS	30	100	66
291 CRUDE ANIMAL MATERIALS, NES	413	808	521	743 PUMPS, NES, CENTRIFUGS ETC	168	265	170
292 CRUDE VEG. MATERIALS, NES	182	419	272	744 MECHANICAL HANDLING EQUIP	5	400	251
421 FIXED VEG. FAT, OILS, SOFT	10 427	1 389	875	745 OTH. NONELEC. MCH, TOOL, NES	5	76	46
511 HYDROCARBONS, NES, DERIVS	100	48	30	748 TRANSMISSIONS SHAFTS ETC	57	212	135
523 METAL. SALTS, INORGAN. ACID	2 968	463	291	749 NON-ELECT. MACH. PARTS, ETC	37	115	73
542 MEDICAMENTS	17	60	41	752 AUTOMAT. DATA PROC. EQUIP	19	427	274
553 PERFUMERY, COSMETICS, ETC.	70	144	96	764 TELECOMM. EQUIP. PARTS, NES	25	462	284
554 SOAP, CLEANERS, POLISH, ETC	213	98	61	772 ELEC. SWITCH, RELAY, CIRCUIT	19	657	410
575 OTH. PLASTIC, PRIMARY FORM	377	191	124	776 TRANSISTORS, VALVES, ETC.		122	74
582 PLASTIC PLATE, SHEETS, ETC	73	98	61	778 ELECTRIC. MACH. APPART. NES	35	106	69
592 STARCHES, INULIN, ETC.	86	88	55	781 PASS. MOTOR VEHICLES, EX. BUS	36	130	83
598 MISC. CHEMICAL PRODUCTS, NES	110	122	75	782 GOODS, SPCL. TRANSPORT VEH	157	71	48
621 MATERIALS OF RUBBER	48	51	33	784 PARTS, TRACTORS, MOTOR VEH	482	455	285
629 ARTICLES OF RUBBER, NES	153	374	241	792 AIRCRAFT, ASSOC. EQUIPNT	1	51	31
635 WOOD MANUFACTURES, NES	451	275	184	872 MEDICAL INSTRUMENTS, NES	116	397	245
641 PAPER AND PAPERBOARD	396	158	105	874 MEASURE, CONTROL INSTRMNT	32	929	607
642 PAPER, PAPERBOARD, CUT ETC	99	79	49	892 PRINTED MATTER	19	53	35
652 COTTON FABRICS, WOVEN	13	58	35	SWAZILAND			
663 MINERAL MANUFACTURES, NES	63	52	32	IMPORTS			
679 TUBES, PIPES, ETC. IRON, STL	3 687	366	232	81 778	10 487	6 876	
682 COPPER	44	76	49	011 BOVINE MEAT	446	249	162
692 CONTAINERS, STORAGE, TRNSP	63	135	83	057 FRUIT, NUTS EXCL. OIL NUTS	64 281	6 332	4 242
695 TOOLS	343	848	548	058 FRUIT, PRESERVED, PREPARED	11 138	2 299	1 443
696 CUTLERY	6	96	58	059 FRUIT, VEGETABLE JUICES	1 910	570	354
697 HOUSEHOLD EQUIPMENT, NES	35	70	46	282 FERROUS WASTE AND SCRAP	594	72	44
699 MANUFACT. BASE METAL, NES	198	283	182	292 CRUDE VEG. MATERIALS, NES	1 048	61	40
712 STEAM TURBINES	15	152	96	652 COTTON FABRICS, WOVEN	95	84	57
713 INTRNL COMBUS. PSTN ENGIN	110	1 246	787	764 TELECOMM. EQUIP. PARTS, NES	1	146	92
716 ROTATING ELECTRIC PLANT	73	56	37	821 FURNITURE, CUSHIONS, ETC.	2 148	514	343
723 CIVIL ENGINEERING EQUIP	567	166	108	899 MISC. MANUFACTURED GOODS NES	54	101	61
724 TEXTILE, LEATHER MACHINES	197	230	145	EXPORTS			
727 FOOD-PROCESS. MCH. NON DOM	38	293	191	6 387	6 515	4 266	
728 OTH. MACH. PTS, SPCL. INDUST	139	360	230	278 OTHER CRUDE MINERALS	132	70	43
737 METALWORKING MACHINERY NES	36	70	46	335 RESIDUAL PETROL. PRODUCTS	4 326	408	265
741 HEATING, COOLING EQUIP, PART	62	224	145	541 MEDICINES, ETC. EXC. GRP542	1 126	2 768	1 828
742 PUMPS FOR LIQUIDS, PARTS	27	104	66	657 SPECIAL YARN, TEXTILE FABRIC	28	254	167
743 PUMPS, NES, CENTRIFUGS ETC	12	96	83	687 TIN	60	139	88
744 MECHANICAL HANDLING EQUIP	210	128	83	724 TEXTILE, LEATHER MACHINES	185	762	509
745 OTH. NONELEC. MCH, TOOL, NES	77	688	448	728 OTH. MACH. PTS, SPCL. INDUST	204	223	153
747 TAPS, COCKS, VALVES, ETC.	107	314	199	733 MACH-TOOLS, METAL-WORKING	44	88	58
748 TRANSMISSIONS SHAFTS ETC	27	66	40	745 OTH. NONELEC. MCH, TOOL, NES	27	813	515
749 NON-ELECT. MACH. PARTS, ETC	30	214	138	748 TRANSMISSIONS SHAFTS ETC	15	129	84
764 TELECOMM. EQUIP. PARTS, NES	41	852	564	764 TELECOMM. EQUIP. PARTS, NES	1	171	105
772 ELEC. SWITCH, RELAY, CIRCUIT	18	265	176	874 MEASURE, CONTROL INSTRMNT	7	270	178
775 DOM. ELEC. NON-ELEC. EQUIP	69	154	97	LESOTHO			
778 ELECTRIC. MACH. APPART. NES	168	374	248	IMPORTS			
781 PASS. MOTOR VEHICLES, EX. BUS	183	560	359	14 157	15 375	10 002	
782 GOODS, SPCL. TRANSPORT VEH	260	112	71	056 VEGETABLES, PRPD, PRSVD, NES	3 810	1 357	865
783 ROAD MOTOR VEHICLES NES	89	179	109				
784 PARTS, TRACTORS, MOTOR VEH	165	561	368				
813 LIGHTING FIXTURES ETC. NES	10	51	31				
821 FURNITURE, CUSHIONS, ETC.	65	142	89				



## 7 IMPORTS AND EXPORTS (SPECIAL TRADE) BY COUNTRIES OF PRODUCTION AND CONSUMPTION AND BY GROUPS OF THE SITC-REV. III 1992

GROUP DESCRIPTION	DT = 100 KG	1 000 DM	1 000 \$	GROUP DESCRIPTION	DT = 100 KG	1 000 DM	1 000 \$
841 MENS,BOYS CLOTHNG,X-KNIT	6 949	9 822	6 411	282 FERROUS WASTE AND SCRAP	127 766	2 941	1 915
842 WOMEN,GIRL CLOTHNG,XKNIT	1 264	2 224	1 443	283 COPPER ORES,CONCENTRATES	304 529	24 361	15 615
843 MENS,BOYS CLOTHING,KNIT	34	51	35	284 NICKEL ORES,CONCTR,MATTE	22	48	31
844 WOMEN,GIRLS CLOTHNG,KNIT	162	269	175	285 ALUMINIUM ORE,CONCTR.ETC	14 896	7 693	4 969
845 OTHR.TEXTILE APPAREL,NES	34	88	54	287 ORE,CONCENTR.BASE METALS	1 111 370	58 650	37 321
899 MISC MANUFCTRD GOODS NES	1 516	1 371	897	288 NON-FERROUS WASTE,SCRAP	81 676	69 382	43 946
EXPORTS	16 909	20 459	12 983	289 PREC.METAL ORES,CONCTRSTS	6 752	141 236	89 587
421 FIXED VEG.FAT,OILS, SOFT	604	70	49	291 CRUDE ANIMAL MATERLS,NES	559 895	67 541	43 460
516 OTHER ORGANIC CHEMICALS	73	302	198	292 CRUDE VEG.MATERIALS, NES	143 501	113 791	72 640
582 PLASTIC PLATE,SHEETS,ETC	390	148	102	321 COAL,NOT AGGLOMERATED	12 747 385	122 336	78 632
621 MATERIALS OF RUBBER	49	124	84	325 COKE,SEMI-COKE,RET.CARBON	156 470	1 689	1 065
657 SPECIAL YARN,TXTL.FABRIC	126	137	87	334 PETROLEUM PRODUCTS	2 036 930	82 144	52 099
694 NAILS,SCREWS,NUTS,ETC.	200	85	52	335 RESIDUAL PETROL.PRODUCTS	13 754 360	179 049	114 564
695 TOOLS	514	58	39	344 PETROLEUM GASES, NES	7	64	43
714 ENGINES,MOTORS NON-ELECT		120	76	411 ANIMAL OILS AND FATS	192 724	11 331	7 235
723 CIVIL ENGINEERING EQUIPT	5 704	4 654	2 955	421 FIXED VEG.FAT,OILS, SOFT	213 170	23 876	15 178
724 TEXTILE,LEATHER MACHINES	72	893	564	422 FIXED VEG.FAT,OILS,OTHER	20 890	7 154	4 551
728 OTH.MACH,PTS,SPCL INDUST	181	562	347	431 ANIMAL,VEG.FATS,OILS,NES	76 113	9 064	5 853
742 PUMPS FOR LIQUIDS,PARTS	107	255	159	511 HYDROCARBONS,NES,DERIVTS	1 768 475	169 756	110 159
743 PUMPS NES,CENTRIFUGS ETC	694	1 586	1 021	512 ALCOHOL,PHENOL,ETC.DERIV	278 121	57 455	36 972
744 MECHANICAL HANDLING EQUIP	35	213	134	513 CARBOXYLIC ACIDS,DERIVTS	431 778	125 372	80 229
745 OTH.NONELEC MCH,TOOL,NES	26	91	56	514 NITROGEN-FUNCT.COMPOUNDS	512 270	219 673	141 023
748 TRANSMISSIONS SHAFTS ETC	51	287	180	515 ORGANO-INORGANIC COMPNDS	130 064	547 184	351 760
764 ELECCOMM.EQUIP.PARTS NES	47	159	106	516 OTHER ORGANIC CHEMICALS	203 547	101 888	65 359
772 ELEC.SWITCH.RELAY.CIRCUIT	7	72	48	522 INORGANIC CHEM.ELEMENTS	324 370	89 306	57 103
782 GOODS,SPCL TRANSPORT VEH	1 579	4 539	2 880	523 METAL.SALTS,INORGAN.ACID	1 736 741	101 965	65 177
784 PARTS,TRACTORS,MOTOR VEH	10	87	60	524 OTHER CHEMICAL COMPOUNDS	25 209	31 393	20 313
791 RAILWAY VEHICLES.EQUIPNT	4 171	4 504	2 819	525 RADIO-ACTIVE MATERIALS	9 624	226 980	145 882
792 AIRCRAFT,ASSOCTD.EQUIPNT		85	54	531 SYNTH.COLOURS,LAKES,ETC.	13 960	41 355	26 406
845 OTHR.TEXTILE APPAREL,NES	205	298	195	532 DYEING,TANNING MATERIALS	690	1 118	708
874 MEASURE,CONTROL INSTRMNT	8	258	161	533 PIGMENTS, PAINTS, ETC.	231 054	130 458	83 643
899 MISC MANUFCTRD GOODS NES	1 475	330	208	541 MEDICINES,ETC.EXC.GRP542	43 888	654 418	419 144
USA				542 MEDICAMENTS	6 386	180 871	115 606
IMPORTS	112 955 852	42 357 713	27 089 268	551 ESSNTL.OIL,PERFUME,FLAVR	22 619	38 303	24 443
001 LIVE ANIMALS	7 779	17 879	11 451	553 PERFUMERY, COSMETICS, ETC.	30 689	64 231	41 306
011 BOVINE MEAT	1 861	2 185	1 408	554 SOAP,CLEANERS,POLISH,ETC	161 955	72 040	45 976
012 OTHER MEAT, MEAT OFFAL	16 311	5 525	3 537	562 FERTILIZER,EXCEPT GRP272	2 152 018	58 326	37 087
016 MEAT,ED.OFFL.DRY,SLT,SMK	62	68	42	571 POLYMERS OF ETHYLENE	295 404	89 790	57 426
017 MEAT,OFFL.PRPD,PRSDV,NES	11 573	4 379	2 813	572 POLYMERS OF STYRENE	80 947	30 716	19 654
022 MILK AND CREAM	5 997	2 259	1 457	573 POLYMERS,VINYL CHLORIDE	426 939	94 137	60 270
024 CHEESE AND CURD	222	156	99	574 POLYACETAL,POLYCARBONATE	268 855	137 811	87 989
025 EGGS,BIRDS,YOLKS,ALBUMIN	14 303	3 419	2 151	575 OTH.PLASTIC,PRIMARY FORM	596 400	354 771	227 261
034 FISH,FRESH,CHILLED,FROZN	72 868	36 511	23 113	579 PLASTIC WASTE, SCRAP ETC	2 712	636	409
035 FISH,DRIED,SALTED,SMOKED	71	231	147	581 PLASTIC TUBE,PIPE,HOSE	9 382	37 501	23 996
036 CRUSTACEANS,MOLLUSCS ETC	7 731	8 481	5 433	582 PLASTIC PLATE,SHEETS,ETC	239 060	233 823	149 818
037 FISH ETC.PRPD,PRSDV,NES	3 052	6 487	4 128	583 MONOFILAMENT OF PLASTICS	2 281	5 544	3 543
041 WHEAT, MESLIN, UNMILLED	140 244	5 208	3 451	591 INSECTICIDES, ETC.	14 415	13 440	8 527
042 RICE	866 637	79 492	50 491	592 STARCHES,INULIN,ETC.	86 458	74 562	47 694
044 MAIZE UNMILLED	779 975	27 193	17 290	593 EXPLOSIVES,PYROTECHNICS	4 857	76 335	49 361
045 OTHER CEREALS, UNMILLED	58 551	3 688	2 369	597 PREPRD ADDITIVES,LIQUIDS	74 840	41 825	26 691
046 MEAL,FLOUR OF WHEAT,MSLN	6 561	319	201	598 MISC.CHEMICAL PRODTS,NES	660 190	618 077	396 377
047 OTHER CEREAL MEAL, FLOURS	21 206	1 831	1 162	611 LEATHER	23 125	53 609	34 262
048 CEREAL PREPARATIONS	35 692	4 930	3 136	612 MANUFACT. LEATHER ETC.NES	2 110	8 106	5 211
054 VEGETABLES	135 871	27 781	17 367	613 FURSKINS,TANNED,DRESSED	136	1 898	1 191
056 VEGETABLES,PRPD,PRSDV,NES	178 789	42 700	27 372	621 MATERIALS OF RUBBER	43 294	64 655	41 548
057 FRUIT,NUTS EXCL.OIL NUTS	1 241 210	452 461	286 605	625 RUBBER TYRES,TUBES,ETC.	157 957	115 916	74 228
058 FRUIT,PRESERVED,PREPARED	57 063	19 782	12 613	629 ARTICLES OF RUBBER, NES	19 111	69 813	44 711
059 FRUIT, VEGETABLE JUICES	48 045	13 116	8 374	633 CORK MANUFACTURES	298	336	210
061 SUGARS,MOLASSES,HONEY	882 461	17 962	11 403	634 VENEERS, PLYWOOD, ETC.	1 615 791	293 604	187 707
062 SUGAR CONFECTIONERY	2 847	2 339	1 489	635 WOOD MANUFACTURES, NES	161 835	62 562	40 094
071 COFFEE,COFFEE SUBSTITUTE	617	514	337	641 PAPER AND PAPERBOARD	2 889 846	301 568	193 358
072 COCOA	3 190	538	339	642 PAPER,PAPERBOARD,CUT ETC	138 209	87 779	56 414
073 CHOCOLATE,OTH.COCOA PREP	1 103	1 458	933	651 TEXTILE YARN	180 388	136 923	87 577
074 TEA AND MATE				652 COTTON FABRICS, WOVEN	9 226	23 968	15 365
075 SPICES	4 828	2 873	1 852	653 FABRICS,MAN-MADE FIBRES	11 005	38 890	24 807
081 ANIMAL FEED STUFF	19 129 757	467 557	298 060	654 OTH.TEXTILE FABRIC,WOVEN	11 283	14 526	9 270
091 MARGARINE AND SHORTENING	445	100	64	655 KNIT.CROCHET.FABRIC NES	3 055	12 637	8 119
098 EDIBLE PROD.PREPRNTS,NES	43 500	35 746	22 663	656 TULLE,LACE,EMBROIDRY.ETC	2 050	10 739	6 908
111 NON-ALCOHOL.BEVERAGE,NES	8 745	1 154	755	657 SPECIAL YARN,TXTL.FABRIC	106 262	205 613	131 637
112 ALCOHOLIC BEVERAGES	135 224	86 754	55 307	658 TEXTILE ARTICLES NES	7 397	19 517	12 532
121 TOBACCO, UNMANUFACTURED	363 120	393 639	252 755	659 FLOOR COVERINGS, ETC.	11 743	11 000	7 084
122 TOBACCO, MANUFACTURED	119 475	40 442	25 940	661 LIME,CEMENT,CONSTR.MATRL	13 778	1 763	1 136
211 HIDES,SKINS(EX.FURS),RAW	11 919	3 827	2 399	662 CLAY,REFRCT.CONSTR.MATRL	18 273	12 531	7 953
212 FURSKINS, RAW	1 006	10 273	6 435	663 MINERAL MANUFACTURES,NES	165 658	124 355	79 888
222 OILSEED(SFT.FIX VEG.OIL)	21 850 224	909 203	574 788	664 GLASS	162 863	94 491	60 770
223 OILSEED(OTH.FIX.VEG.OIL)	8 281	865	557	665 GLASSWARE	70 994	23 044	14 648
231 NATURAL RUBBER, ETC.	3 044	725	472	666 POTTERY	2 047	4 506	2 895
232 SYNTHETIC RUBBER, ETC.	578 847	216 920	139 183	667 PEARLS,PRECIOUS STONES			
245 FUEL WOOD, WOOD CHARCOAL	10 694	916	574	671 PIG IRON,SPTEGELEISN,ETC	52 946	16 371	10 374
246 WOOD IN CHIPS, PARTICLES	3 061	54	34	672 INGOTS ETC.IRON OR STEEL	1 457	348	224
247 WOOD ROUGH,ROUGH SQUARED	820 903	95 907	60 164	673 FLAT-ROLLED IRON ETC.	12 071	1 396	905
248 WOOD, SIMPLY WORKED	1 534 264	224 086	143 579	674 FLAT-ROLLED PLATED IRON	9 906	2 529	1 626
251 PULP AND WASTE PAPER	5 352 584	519 900	332 566	675 FLAT-ROLLED, ALLOY STEEL	18 637	16 221	10 474
263 COTTON	235 455	38 636	24 314	676 IRON,STL.BAR,SHAPES ETC.	86 017	16 336	10 386
266 SYNTHETIC FIBRES	32 370	36 065	23 084	677 RAILWAY TRACK IRON,STEEL	1 468	2 221	1 152
267 OTHER MAN-MADE FIBRES	37 298	18 435	11 727	678 WIRE OF IRON OR STEEL	5 227	3 494	2 234
268 WOOL, OTHER ANIMAL HAIR	16 168	10 434	6 712	679 TUBES,PIPES,ETC.IRON,STL	44 218	39 788	25 453
269 WORN CLOTHING,TEXTL.ARTL	19 961	13 662	8 742	681 SILVER,PLATINUM,ETC.	305	57 241	36 353
272 FERTILIZERS, CRUDE	1 434 453	12 460	7 973	682 COPPER	186 514	121 655	77 454
273 STONE, SAND AND GRAVEL	65 421	13 408	8 556	683 NICKEL	11 008	33 093	21 145
274 SULPHUR,UNRSTD.IRON PYRS	649	60	39	684 ALUMINIUM	156 675	83 626	53 657
277 NATURAL ABRASIVES, NES	16 717	33 123	21 120	685 LEAD	1 066	337	218
278 OTHER CRUDE MINERALS	2 444 621	100 758	64 368	686 ZINC	36 039	9 843	6 391
281 IRON ORE, CONCENTRATES	11 895	91	58	687 TIN	1 122	1 182	748
				689 MISC.NON-FERR.BASE METAL	76 078	56 767	36 396
				691 METALLIC STRUCTURES NES	18 261	10 876	7 007
				692 CONTAINERS,STORAGE,TRNSP	43 979	29 605	18 804
				693 WIRE PRODUCTS EXCL.ELECT	6 290	6 516	4 175
				694 NAILS,SCREWS,NUTS,ETC.	25 483	71 648	45 858



## 7 IMPORTS AND EXPORTS (SPECIAL TRADE) BY COUNTRIES OF PRODUCTION AND CONSUMPTION AND BY GROUPS OF THE SITC-REV. III 1992

GROUP DESCRIPTION	DT = 100 KG	1 000 DM	1 000 \$	GROUP DESCRIPTION	DT = 100 KG	1 000 DM	1 000 \$
695 TOOLS	23 283	146 580	94 016	048 CEREAL PREPARATIONS	75 638	31 674	20 748
696 CUTLERY	8 436	52 841	33 894	054 VEGETABLES	32 727	33 397	20 813
697 HOUSEHOLD EQUIPMENT, NES	9 859	17 762	11 361	056 VEGETABLES, PRPD, PRSVD, NES	19 387	7 728	4 976
699 MANUFACT. BASE METAL, NES	125 064	271 602	173 542	057 FRUIT, NUTS EXCL. OIL NUTS	2 626	1 043	664
711 STEAM GENER. BOILERS, ETC.	236	239	149	058 FRUIT, PRESERVED, PREPARED	6 506	2 812	1 807
712 STEAM TURBINES	1 659	19 319	12 461	059 FRUIT, VEGETABLE JUICES	298 640	91 050	57 567
713 INTRNL COMBUS PSTN ENGIN	113 379	292 097	186 414	061 SUGARS, MOLASSES, HONEY	7 085	1 402	889
714 ENGINES, MOTORS NON-ELECT	10 930	1 075 540	685 595	062 SUGAR CONFECTIONERY	350 821	131 281	84 777
716 ROTATING ELECTRIC PLANT	28 785	152 931	98 413	071 COFFEE, COFFEE SUBSTITUTE	340 541	109 286	69 823
718 OTH. POWR. GENRTNG. MACHNRY	8 221	82 654	52 856	072 COCOA	45 636	11 063	7 180
721 AGRIC. MACHINES, EX. TRACTR	130 188	154 148	96 346	073 CHOCOLATE, OTH. COCOA PREP	48 721	27 217	17 806
722 TRACTORS	93 702	101 190	63 953	074 TEA AND MATE	.	.	.
723 CIVIL ENGINEERING EQUIPT	156 092	210 380	135 477	075 SPICES	2 227	2 195	1 428
724 TEXTILE, LEATHER MACHINES	13 892	49 287	31 658	081 ANIMAL FEED STUFF	51 976	63 804	41 097
725 PAPER, PULP MLL MACHINES	12 594	61 275	39 174	091 MARGARINE AND SHORTENING	225	73	48
726 PRINTING, BOOKBINDING MACHS	19 874	145 569	92 953	098 EDBLE PROD. PREPRTNS, NES	46 702	35 539	22 693
727 FOOD-PROCESS. MCH. NON DOM	5 413	21 013	13 415	111 NON-ALCOHOL. BEVERAGE, NES	102 205	15 351	9 879
728 OTH. MACH. PTS, SPCL INDUST	76 582	308 284	196 701	112 ALCOHOLIC BEVERAGES	1 249 867	281 057	180 450
731 METAL REMOVAL WORK TOOLS	13 214	95 699	61 297	121 TOBACCO, UNMANUFACTURED	31 365	4 879	3 120
733 MACH-TOOLS, METAL-WORKING	13 362	42 005	26 927	122 TOBACCO, MANUFACTURED	1 759	4 545	2 960
735 PARTS, NES, FOR MACH-TOOLS	9 478	65 742	42 292	212 FURSKINS, RAW	14	290	186
737 METALWORKING MACHNRY NES	5 924	43 257	27 765	231 NATURAL RUBBER, ETC.	137	76	47
741 HEATING, COOLING EQUIP, PART	93 937	342 793	218 811	232 SYNTHETIC RUBBER, ETC.	143 548	36 146	23 196
742 PUMPS FOR LIQUIDS, PARTS	96 503	301 461	193 137	246 WOOD IN CHIPS, PARTICLES	36 556	582	381
743 PUMPS NES, CENTRIFUGS ETC	95 375	278 795	178 478	247 WOOD ROUGH, ROUGH SQUARED	1 489	217	139
744 MECHANICAL HANDLING EQUIP	79 742	104 114	66 823	248 WOOD, SIMPLY WORKED	6 770	1 780	1 158
745 OTH. NONELEC MCH. TOOL, NES	45 922	232 175	148 065	251 PULP AND WASTE PAPER	55 792	9 016	5 750
746 BALL OR ROLLER BEARINGS	22 766	76 456	48 894	266 SYNTHETIC FIBRES	120 555	43 713	27 903
747 TAPS, COCKS, VALVES, ETC.	33 480	250 214	160 838	267 OTHER MAN-MADE FIBRES	36 162	7 090	4 508
748 TRANSMISSIONS SHAFTS ETC	66 555	115 856	74 251	268 WOOL, OTHER ANIMAL HAIR	2 944	1 410	906
749 NON-ELECT MACH. PARTS, ETC	10 828	64 681	41 475	269 WORN CLOTHING, TEXTL. ARTL	14 224	3 509	2 266
751 OFFICE MACHINES	23 450	184 588	117 856	272 FERTILIZERS, CRUDE	3 729	231	147
752 AUTOMATC. DATA PROC. EQUIP	140 113	3 501 113	2 400 892	273 STONE, SAND AND GRAVEL	14 367	483	307
759 PARTS, FOR OFFICE MACHINS	62 970	1 919 172	1 230 420	277 NATURAL ABRASIVES, NES	407	14 200	9 060
761 TELEVISION RECEIVERS ETC	5 823	18 080	11 545	278 OTHER CRUDE MINERALS	1 593 299	4 208	2 687
762 RADIO-BROADCAST RECEIVER	178	2 252	1 435	282 FERROUS WASTE AND SCRAP	2 525	464	289
763 SOUND RECORDER, PHONOGRPH	2 111	26 859	17 160	285 ALUMINIUM ORE, CONCTR. ETC	63 640	18 986	12 093
764 TELECOMM. EQUIP. PARTS NES	50 344	928 834	596 502	287 ORE, CONCENTR. BASE METALS	1 375	3 968	2 523
771 ELECT POWER MACHNRY PARTS	15 243	149 215	95 708	288 NON-FERROUS WASTE, SCRAP	48 917	14 403	9 088
772 ELEC. SWITCH, RELAY, CIRCUIT	29 493	492 034	315 808	289 PREC. METAL ORES, CONCTR	908	2 445	1 571
773 ELECTR DISTRIB. EQPT NES	101 473	233 535	149 125	291 CRUDE ANIMAL MATERLS. NES	25 128	16 018	10 331
774 ELECTRO-MEDCL. XRAY EQUIP	16 182	362 170	231 661	292 CRUDE VEG. MATERIALS, NES	34 663	44 323	28 553
775 DOM. ELEC. NON-ELEC. EQUIPT	42 726	91 398	58 749	334 PETROLEUM PRODUCTS	9 002 300	189 198	121 475
776 TRANSISTORS, VALVES, ETC.	23 534	1 221 610	784 489	335 RESIDUAL PETROL. PRODUCTS	351 939	31 619	20 446
778 ELECTRIC MACH. APPART. NES	103 598	647 072	414 203	411 ANIMAL OILS AND FATS	1 505	1 544	991
781 PASS. MOTOR VEHCLS. EX. BUS	876 275	1 417 643	902 133	421 FIXED VEG. FAT, OILS, SOFT	168 951	11 384	7 187
782 GOODS, SPCL TRANSPORT VEH	20 082	15 629	9 851	422 FIXED VEG. FAT, OILS, OTHER	301	196	125
783 ROAD MOTOR VEHICLES NES	4 745	2 762	1 806	431 ANIMAL, VEG. FATS, OILS, NES	19 953	5 863	3 740
784 PARTS, TRACTORS, MOTOR VEH	191 988	395 375	252 935	511 HYDROCARBONS, NES, DERIVTS	494 612	52 475	33 924
785 CYCLES, MOTORCYCLES ETC.	75 016	229 267	145 186	512 ALCOHOL, PHENOL, ETC. DERIV	530 431	202 895	130 057
786 TRAILERS, SEMI-TRAILER, ETC	119 906	23 163	14 757	513 CARBOXYLIC ACIDS, DERIVTS	500 352	122 065	77 903
791 RAILWAY VEHICLES. EQUIPNT	608	2 006	1 273	514 NITROGEN-FUNCT. COMPOUNDS	338 592	390 287	248 410
792 AIRCRAFT, ASSCOTD. EQUIPNT	104 559	5 054 613	3 226 945	515 ORGANO-INORGANIC COMPNDS	256 565	1 146 850	730 095
793 SHIP, BOAT, FLOAT. STRUCTRS	337 136	127 633	81 558	516 OTHER ORGANIC CHEMICALS	242 548	298 522	191 014
811 PREFABRICATED BUILDINGS	34 223	15 355	9 901	522 INORGANIC CHEM. ELEMENTS	3 883 680	227 265	145 779
812 PLUMBING, SANITRY, EQPT. ETC	1 376	2 350	1 511	523 METAL, SALTS, INORGAN. ACID	902 102	162 014	103 721
813 LIGHTING FIXTURES, ETC. NES	6 651	33 427	21 438	524 OTHER CHEMICAL COMPOUNDS	49 479	90 706	57 363
821 FURNITURE, CUSHIONS, ETC.	68 893	96 860	61 953	525 RADIO-ACTIVE MATERIALS	7 227	98 536	63 289
831 TRUNK, SUITCASES, BAG, ETC	5 237	17 082	10 951	531 SYNTH. COLOURS, LAKES, ETC.	151 525	478 952	307 372
841 MENS, BOYS CLOTHING, X-KNIT	21 861	94 944	60 677	532 DYING, TANNING MATERIALS	48 479	10 066	6 456
842 WOMEN, GIRL CLOTHING, X-KNIT	2 071	17 555	11 329	533 PIGMENTS, PAINTS, ETC.	266 632	179 408	115 314
843 MENS, BOYS CLOTHING, KNIT	740	4 770	3 056	541 MEDICINES, ETC. EXC. GRPS 42	66 907	525 917	336 141
844 WOMEN, GIRLS CLOTHING, KNIT	1 527	11 962	7 707	542 MEDICAMENTS	18 851	198 401	126 779
845 OTHR. TEXTILE APPAREL, NES	17 480	63 135	40 601	551 ESSNTL. OIL, PERFUME, FLAVR	11 074	22 862	14 619
846 CLOTHING ACCESSRS, FABRIC	9 167	33 936	21 556	553 PERFUMERY, COSMETICS, ETC.	31 627	110 366	71 139
848 CLOTHING, NONTEXTL, HEADGEAR	22 086	59 071	38 006	554 SOAP, CLEANERS, POLISH, ETC	102 555	52 757	33 908
851 FOOTWEAR	10 409	38 867	24 907	562 FERTILIZER, EXCEPT GRP 272	1 587 114	32 069	20 637
871 OPTICAL INSTRUMENTS, NES	2 819	119 444	76 696	571 POLYMERS OF ETHYLENE	34 377	12 279	7 828
872 MEDICAL INSTRUMENTS NES	36 061	609 667	391 025	572 POLYMERS OF STYRENE	69 960	21 302	13 687
873 METERS, COUNTERS, NES	3 364	31 866	20 450	573 POLYMERS, VINYL CHLORIDE	53 910	28 015	17 839
874 MEASURE, CONTROL INSTRMNT	56 750	1 564 142	1 002 094	574 POLYACETAL, POLYCARBONATE	96 870	56 432	36 183
881 PHOTOGRAPH APPAR. ETC. NES	13 366	173 886	110 493	575 OTH. PLASTIC, PRIMARY FORM	596 043	328 439	210 965
882 PHOTO. CINEMATOGRPH. SUPPL	135 186	424 390	272 734	579 PLASTIC WASTE, SCRAP ETC	144 083	18 509	11 873
883 CINE. FILM EXPOSD. DEVELPD	399	5 028	3 195	581 PLASTIC TUBE, PIPE, HOSE	32 203	68 855	44 120
884 OPTICAL GOODS NES	2 047	93 789	60 059	582 PLASTIC PLATE, SHEETS, ETC	293 900	250 510	160 297
885 WATCHES AND CLOCKS	1 350	15 235	9 761	583 MONOFILAMENT OF PLASTICS	8 909	9 240	5 942
891 ARMS AND AMMUNITION	10 334	49 972	32 188	591 INSECTICIDES, ETC.	50 281	80 190	50 863
892 PRINTED MATTER	111 278	244 244	156 311	592 STARCHES, INULIN, ETC.	349 408	94 609	60 554
893 ARTICLES, NES, OF PLASTICS	178 729	301 728	193 466	593 EXPLOSIVES, PYROTECHNICS	2 284	18 296	11 765
894 BABY CARRIAGE, TOYS, GAMES	92 064	233 304	149 405	597 PREPRO ADDITIVES, LIQUIDS	49 902	23 540	15 145
895 OFFICE, STATIONERY SUPPLS	11 671	63 780	40 774	598 MISC. CHEMICAL PROODTS. NES	627 627	484 057	311 177
896 WORKS OF ART, ANTIQUE ETC	2 413	141 747	90 652	600 CPL IND PLANT CHAP 69-76	1 428	3 558	2 390
897 GOLD, SILVERWARE, JEWEL NES	757	45 860	29 433	611 LEATHER	20 473	43 688	27 917
898 MUSICAL INSTRUMENTS, ETC.	95 867	907 171	581 261	612 MANUFACT. LEATHER ETC. NES	2 477	9 951	6 452
899 MISC MANUFACTRD GOODS NES	15 246	261 812	167 530	613 FURSKINS, TANNED, DRESSED	69	845	532
961 COIN NONGOLD NONCURRENT	245	14 257	9 133	621 MATERIALS OF RUBBER	65 669	42 725	27 351
971 GOLD, NONMONTY EXCL ORES	.	.	.	625 RUBBER TYRES, TUBES, ETC.	197 881	128 695	82 752
972 MONETARY GOLD, GOLD COINS	5	15 686	10 210	629 ARTICLES OF RUBBER, NES	64 558	102 957	66 339
EXPORTS	52 337 022	42 704 271	27 419 487	633 CORK MANUFACTURES	1 469	6 085	3 819
001 LIVE ANIMALS	1 278	7 088	4 572	634 VENEERS, PLYWOOD, ETC.	44 529	26 997	17 274
016 MEAT, ED. OFFL, DRY, SLT, SMK	218	298	189	635 WOOD MANUFACTURES, NES	14 091	20 721	13 277
017 MEAT, OFFL, PRPD, PRSVD, NES	441	213	138	641 PAPER AND PAPERBOARD	1 415 111	285 723	184 382
022 MILK AND CREAM	1 795	807	508	642 PAPER, PAPERBOARD, CUT ETC	80 463	59 920	38 416
023 BUTTER, OTHER FAT OF MILK	139	110	72	651 TEXTILE YARN	185 477	176 437	113 100
024 CHEESE AND CURO	16 038	10 587	6 840	652 COTTON FABRICS, WOVEN	18 782	49 496	31 814
034 FISH, FRESH, CHILLED, FROZN	257	330	217	653 FABRICS, MAN-MADE FIBRES	42 555	159 589	102 241
037 FISH ETC. PREPD, PRSVD. NES	3 339	4 274	2 727	654 OTH. TEXTILE FABRIC, WOVEN	9 051	35 329	22 683
				655 KNIT, CROCHET, FABRIC NES	3 821	10 050	6 441
				656 TULLE, LACE, EMBROIDRY, ETC	2 597	11 931	7 648



7 IMPORTS AND EXPORTS (SPECIAL TRADE) BY COUNTRIES OF PRODUCTION AND CONSUMPTION AND BY GROUPS OF THE SITC-REV. III 1992

GROUP DESCRIPTION	DT = 100 KG	1 000 DM	1 000 \$	GROUP DESCRIPTION	DT = 100 KG	1 000 DM	1 000 \$
657 SPECIAL YARN,TXTL.FABRIC	53 504	113 616	72 688	851 FOOTWEAR	21 698	111 915	71 862
658 TEXTILE ARTICLES NES	9 242	19 542	12 707	871 OPTICAL INSTRUMENTS,NES	6 971	194 935	125 291
659 FLOOR COVERINGS, ETC.	7 610	10 567	6 802	872 MEDICAL INSTRUMENTS NES	19 131	630 479	404 823
661 LIME,CEMENT,CONSTR.MATRL	19 898	4 395	2 811	873 METERS,COUNTERS,NES	2 648	31 014	19 901
662 CLAY,REFRCT.CONSTR.MATRL	322 788	54 415	34 662	874 MEASURE,CONTROL INSTRMNT	64 111	1 098 431	705 845
663 MINERAL MANUFACTURES,NES	113 070	169 340	108 668	881 PHOTOGRAPH APPAR.ETC.NES	10 708	163 848	105 196
664 GLASS	276 080	121 706	78 114	882 PHOTO.CINEMATOPGRPH.SUPPL	138 434	220 144	141 311
665 GLASSWARE	205 243	130 101	122 231	883 CINE.FILM EXPOSD.DEVELOPD	49	845	546
666 POTTERY	23 318	94 042	59 716	884 OPTICAL GOODS NES	1 863	160 579	102 985
667 PEARLS,PRECIOUS STONES	.	.	.	885 WATCHES AND CLOCKS	14 748	99 996	64 295
671 PIG IRON,SPIEGELEISEN,ETC	302 816	61 621	39 598	891 ARMS AND AMMUNITION	8 907	68 902	44 415
672 INGOTS ETC.IRON OR STEEL	2 709 613	124 831	79 805	892 PRINTED MATTER	104 212	272 927	174 830
673 FLAT-ROLLED IRON ETC.	5 679 640	382 708	245 763	893 ARTICLES,NES,OF PLASTICS	135 773	238 182	153 148
674 FLAT-ROLLED PLATED IRON	2 462 127	280 814	179 786	894 BABY CARRIAGE,TOYS,GAMES	67 899	178 054	115 343
675 FLAT-ROLLED, ALLOY STEEL	412 599	92 321	59 506	895 OFFICE,STATIONERY SUPPLS	40 400	101 621	65 270
676 IRON,STL.BAR,SHAPES ETC.	1 050 630	103 752	67 107	896 WORKS OF ART,ANTIQUE ETC	1 091	139 428	88 756
677 RAILWAY TRACK IRON,STEEL	50 213	4 922	3 073	897 GOLD,SILVERWARE,JEWEL NES	406	67 179	43 178
678 WIRE OF IRON OR STEEL	106 325	24 591	15 710	898 MUSICAL INSTRUMENTS,ETC.	83 808	279 460	178 805
679 TUBES,PIPES,ETC. IRON,STL	860 239	166 643	106 772	899 MISC MANUFCTRD GOODS NES	34 094	161 544	103 828
681 SILVER,PLATINUM,ETC.	204	146 976	94 688	941 COMPL INO PLANT CHAPT 99	126	275	184
682 COPPER	237 008	166 106	106 795	961 COIN NONGOLD NONCURRENT	26	1 501	957
683 NICKEL	23 938	60 440	38 833	971 GOLD,NONMONTY EXCL ORES	6	7 511	4 737
684 ALUMINIUM	386 004	226 474	145 485	972 MONETARY GOLD,GOLD COINS	2	8 072	5 149
685 LEAD	1 906	1 373	889				
686 ZINC	1 250	411	274	CANADA			
687 TIN	157	369	241	IMPORTS	96 726 692	4 273 915	2 739 705
689 MISC.NON-FERR.BASE METAL	23 796	49 447	31 657	001 LIVE ANIMALS	3 842	6 715	4 286
691 METALLIC STRUCTURES NES	45 453	50 769	32 533	012 OTHER MEAT, MEAT OFFAL	4 247	1 956	1 283
692 CONTAINERS,STORAGE,TRNSP	28 629	49 298	31 540	017 MEAT,OFFL,PRPD,PRSD,NES	202	146	100
693 WIRE PRODUCTS EXCL.ELECT	54 071	51 764	33 199	024 CHEESE AND CURD	245	277	174
694 NAILS,SCREWS,NUTS,ETC.	71 992	88 729	56 859	025 EGGS,BIRDS,YOLKS,ALBUMIN	633	1 375	873
695 TOOLS	49 878	246 296	157 989	034 FISH,FRESH,CHILLED,FROZN	111 577	34 251	21 890
696 CUTLERY	9 474	73 940	47 465	035 FISH,DRIED,SALTED,SMOKED	5 699	6 670	4 527
697 HOUSEHOLD EQUIPMENT,NES	13 157	26 610	17 158	036 CRUSTACEANS,MOLLUSCS ETC	10 751	14 875	9 573
699 MANUFACTS.BASE METAL,NES	321 275	397 940	255 679	037 FISH ETC.PRPD,PRSD,NES	1 174	2 242	1 461
700 CPL INO PLANT (84/85/87)	42 867	95 414	59 735	041 WHEAT, MESLIN, UNMILLED	304 770	10 534	6 781
711 STEAM GENER,BOILERS,ETC.	3 476	6 092	3 834	042 RICE	448	190	118
712 STEAM TURBINES	7 963	47 229	30 387	044 MAIZE UNMILLED	6 175	2 402	1 487
713 INTRNL COMBUS PSTN ENGIN	893 289	1 630 166	1 042 803	045 OTHER CEREALS, UNMILLED	65 892	4 967	3 198
714 ENGINES,MOTORS NON-ELECT	33 159	1 143 921	732 752	048 CEREAL PREPARATIONS	2 537	584	381
716 ROTATING ELECTRIC PLANT	79 346	264 080	169 373	054 VEGETABLES	769 458	38 237	24 242
718 OTH.POWR.GENRTNG.MACHNRY	23 909	74 967	48 293	056 VEGETABLES,PRPD,PRSD,NES	25 289	5 162	3 330
721 AGRIC.MACHINES,EX.TRACTR	75 167	73 828	46 843	057 FRUIT,NUTS EXCL.OIL NUTS	2 133	540	335
722 TRACTORS	511 300	554 149	355 652	058 FRUIT,PRESERVED,PREPARED	137 389	46 534	29 798
723 CIVIL ENGINEERING EQUIPT	242 799	243 491	156 021	059 FRUIT,VEGETABLE JUICES	217	145	87
724 TEXTILE,LEATHER MACHINES	266 883	1 138 937	731 976	061 SUGARS,MOLASSES,HONEY	25 091	8 479	5 441
725 PAPER,PULP MILL MACHINES	84 838	293 457	189 501	081 ANIMAL FEED STUFF	140 791	4 404	2 743
726 PRINTING,BOOKBINDING MACHS	141 113	657 174	419 793	098 EDIBLE PROD.PREPRTNS,NES	6 284	1 541	987
727 FOOD-PROCESS.MCH.NON DOM	33 017	159 021	102 298	111 NON-ALCOHOL.BEVERAGES,NES	513	78	51
728 OTH.MACH,PTS,SPCL INDUSTR	293 139	1 145 653	736 040	112 ALCOHOLIC BEVERAGES	6 376	3 633	2 314
731 METAL REMOVAL WORK TOOLS	99 736	492 254	313 924	121 TOBACCO, UNMANUFACTURED	12 273	9 474	6 107
733 MACH-TOOLS,METAL-WORKING	43 529	157 026	101 201	211 HIDES,SKINS(EX.FURS),RAW	51	73	48
735 PARTS,NES,FOR MACH-TOOLS	21 051	172 690	110 928	212 FURSKINS, RAW	923	9 623	6 016
737 METALWORKING MACHNRY NES	30 339	117 007	74 642	222 OILSEED(SFT.FIX VEG.OIL)	92 862	6 272	4 021
741 HEATING,COOLING EQUIP,PART	78 805	277 982	178 278	223 OILSEED(OTH.FIX.VEG.OIL)	1 189 045	38 730	24 692
742 PUMPS FOR LIQUIDS,PARTS	87 592	443 666	285 343	232 SYNTHETIC RUBBER, ETC.	2 042	873	567
743 PUMPS NES,CENTRIFUGS ETC	124 055	507 434	326 082	246 WOOD IN CHIPS, PARTICLES	5 868	312	199
744 MECHANICAL HANDLING EQUIP	140 211	227 069	146 466	247 WOOD ROUGH,ROUGH SQUARED	41 359	3 702	2 310
745 OTH.NONELEC MCH,TOOL,NES	109 130	629 523	404 878	248 WOOD, SIMPLY WORKED	1 000 728	156 686	100 459
746 BALL OR ROLLER BEARINGS	88 219	253 581	162 983	251 PULP AND WASTE PAPER	9 059 664	742 634	476 030
747 TAPS,COCKS,VALVES,ETC.	51 853	277 611	178 460	268 WOOL, OTHER ANIMAL HAIR		137	86
748 TRANSMISSIONS SHAFTS ETC	287 036	420 666	270 487	273 STONE, SAND AND GRAVEL	3 065	142	90
749 NON-ELECT MACH,PARTS,ETC	45 664	161 819	104 428	274 SULPHUR,UNRSTD.IRON PYRS	84 626	889	562
751 OFFICE MACHINES	11 715	58 091	37 426	277 NATURAL ABRASIVES, NES	3 725	793	498
752 AUTOMATC.DATA PROC.EQUIP	16 992	604 927	385 132	278 OTHER CRUDE MINERALS	86 022	10 407	6 626
759 PARTS,FOR OFFICE MACHINS	37 405	658 512	422 316	281 IRON ORE, CONCENTRATES	69 020 249	376 539	242 570
761 TELEVISION RECEIVERS ETC	297	2 219	1 420	282 FERROUS WASTE AND SCRAP	10 048	118	75
762 RADIO-BROADCAST RECEIVER	722	9 733	6 270	284 NICKEL ORES,CONCTR,MATTE	13 400	15 765	10 132
763 SOUND RECORDER,PHONOGRAPH	13 696	69 214	44 106	285 ALUMINIUM ORE,CONCTR,ETC	5 159	861	558
764 TELECOMM.EQUIP,PARTS NES	19 344	339 354	217 972	287 ORE,CONCENTR.BASE METALS	4 734 093	180 755	117 106
771 ELECT POWER MACHNRY,PARTS	45 356	206 421	132 078	288 NON-FERROUS WASTE,SCRAP	1 845 495	84 465	54 351
772 ELEC.SWITCH,RELAY,CIRCUIT	80 015	722 143	464 330	289 PREC.METAL ORES,CONCTRSTS	1 319	8 515	5 555
773 ELECTR DISTRIBT.EQPT NES	36 323	122 582	78 623	291 CRUDE ANIMAL MATERLS,NES	25 212	11 643	7 403
774 ELECTRO-MEDCL,XRAY EQUIPT	47 581	940 464	605 689	292 CRUDE VEG.MATERIALS, NES	7 664	2 255	1 425
775 DOM.ELEC, NON-ELEC. EQUIPT	110 587	256 539	165 969	321 COAL,NOT AGGLOMERATED	2 014 403	19 515	12 198
776 TRANSISTORS,VALVES,ETC.	13 233	478 361	307 215	334 PETROLEUM PRODUCTS	263 129	10 778	6 884
778 ELECTRIC.MACH. APPART. NES	219 811	676 209	434 818	335 RESIDUAL PETROL PRODUCTS	36 230	1 851	1 179
781 PASS.MOTOR VEHCLS.EX.BUS	1 720 301	5 580 725	3 603 321	411 ANIMAL OILS AND FATS	29 844	1 575	999
782 GOODS,SPCL TRANSPORT VEH	34 215	61 891	39 896	421 FIXED VEG.FAT,OILS, SOFT	24 837	2 740	1 655
783 ROAD MOTOR VEHICLES NES	4 115	10 085	6 181	431 ANIMAL,VEG.FATS,OILS,NES	15 658	873	541
784 PARTS,TRACTORS,MOTOR VEH	534 250	1 357 811	872 087	511 HYDROCARBONS,NES,DERIVTS	364 919	17 451	11 148
785 CYCLES,MOTORCYCLES ETC.	15 250	48 545	31 155	512 ALCOHOL,PHENOL,ETC.DERIV	4 950	423	264
786 TRAILERS,SEMI-TRAILR,ETC	35 945	37 535	23 821	513 CARBOXYLIC ACIDS,DERIVTS	26 252	4 203	2 669
791 RAILWAY VEHICLES.EQUIPNT	12 953	44 615	28 598	514 NITROGEN-FUNCT.COMPOUNDS	4 608	1 080	696
792 AIRCRAFT,ASSOCTD.EQUIPNT	6 675	1 106 868	719 325	515 ORGANO-INORGANIC COMPNDS	3 315	9 155	5 835
793 SHIP,BOAT,FLOAT,STRUCTRS	268 659	241 673	148 505	516 OTHER ORGANIC CHEMICALS	25	942	602
800 CPL INO PLANT CHAP 90/94	1 065	1 292	863	522 INORGANIC CHEM.ELEMENTS	133 349	20 408	13 090
811 PREFABRICATED BUILDINGS	1 159	1 456	944	523 METAL.SALTS, INORGAN.ACID	666	289	184
812 PLUMBNG,SANITRY,EQPT,ETC	24 088	11 161	7 119	524 OTHER CHEMICAL COMPOUNDS	290	464	301
813 LIGHTNG FIXTURES ETC.NES	11 254	46 590	29 856	531 SYNTH.COLOURS,LAKES,ETC.	866	3 855	2 387
821 FURNITURE,CUSHIONS,ETC.	173 709	237 340	152 626	532 DYEING,TANNING MATERIALS	204	70	45
831 TRUNK,SUITCASES,BAG,ETC	3 123	25 509	16 466	533 PIGMENTS, PAINTS, ETC.	1 567	2 416	1 536
841 MENS,BOYS CLOTHING,X-KNIT	3 680	36 607	23 494	541 MEDICINES,ETC.EXC.GRPS42	364	41 088	26 084
842 WOMEN,GIRL CLOTHING,XKNIT	4 248	150 272	96 990	542 MEDICAMENTS	1 079	12 036	7 850
843 MENS,BOYS CLOTHING,KNIT	82	871	558	553 ESSENTL.OIL,PERFUME,FLAVR	152	952	605
844 WOMEN,GIRLS CLOTHING,KNIT	799	10 640	6 864	553 PERFUMERY,COSMETICS,ETC.	4 365	7 456	4 762
845 OTHR.TEXTILE APPAREL,NES	1 953	35 354	22 828				
846 CLOTHING ACCESSRS,FABRIC	2 730	21 197	13 712				
848 CLOTHING,NONTXTL;HEADGEAR	2 842	20 410	13 133				



7 IMPORTS AND EXPORTS (SPECIAL TRADE) BY COUNTRIES OF PRODUCTION AND CONSUMPTION AND BY GROUPS OF THE SITC-REV. III 1992

GROUP DESCRIPTION	DT = 100 KG	1 000 DM	1 000 \$	GROUP DESCRIPTION	DT = 100 KG	1 000 DM	1 000 \$
554 SOAP, CLEANERS, POLISH, ETC	2 641	1 907	1 207	782 GOODS, SPCL TRANSPORT VEH	877	320	211
562 FERTILIZER, EXCEPT GRP272	644	75	49	783 ROAD MOTOR VEHICLES NES	292	237	150
571 POLYMERS OF ETHYLENE	56 693	9 670	6 190	784 PARTS, TRACTORS, MOTOR VEH	59 857	78 982	50 627
572 POLYMERS OF STYRENE	31 475	6 282	4 057	785 CYCLES, MOTORCYCLES ETC.	1 684	5 876	3 745
574 POLYACETAL, POLYCARBONATE	13 607	4 903	3 111	786 TRAILERS, SEMI-TRAILER, ETC	3 976	3 194	2 023
575 OTH. PLASTIC, PRIMARY FORM	8 358	2 938	1 922	792 AIRCRAFT, ASSCOTO. EQUIPNT	2 134	181 893	117 269
579 PLASTIC WASTE, SCRAP ETC	1 331	256	166	793 SHIP, BOAT, FLOAT, STRUCTRS	1 431	2 215	1 402
581 PLASTIC TUBE, PIPE, HOSE	524	483	305	811 PREFABRICATED BUILDINGS	21 749	8 064	5 090
582 PLASTIC PLATE, SHEETS, ETC	10 377	20 367	13 291	812 PLUMBING, SANITRY, EQPT. ETC	329	301	197
583 MONOFILAMENT OF PLASTICS	669	445	280	813 LIGHTING FIXTURES ETC. NES	269	409	263
591 INSECTICIDES, ETC.	758	909	555	821 FURNITURE, CUSHIONS, ETC.	17 743	8 034	5 102
592 STARCHES, INULIN, ETC.	1 299	999	634	831 TRUNK, SUITCASES, BAG, ETC	438	748	467
597 PREPRED ADDITIVES, LIQUIDS	1 533	496	310	841 MENS, BOYS CLOTHING, X-KNIT	93	738	476
598 MISC. CHEMICAL PRODS. NES	39 658	24 899	15 994	842 WOMEN, GIRL CLOTHING, X-KNIT	26	369	230
611 LEATHER	7	118	79	843 MENS, BOYS CLOTHING, KNIT	109	636	401
612 MANUFACT. LEATHER ETC. NES	58	189	121	844 WOMEN, GIRLS CLOTHING, KNIT	63	312	199
613 FURSKINS, TANNED, DRESSED	55	561	359	845 OTHR. TEXTILE APPAREL, NES	388	1 786	1 156
621 MATERIALS OF RUBBER	1 578	1 232	788	846 CLOTHING ACCESSRS, FABRIC	232	782	494
625 RUBBER TYRES, TUBES, ETC.	6 273	6 928	4 402	848 CLOTHING, NONXTXL; HEADGEAR	400	2 741	1 772
629 ARTICLES OF RUBBER, NES	2 762	5 555	3 542	851 FOOTWEAR	416	1 509	984
634 VENEERS, PLYWOOD, ETC.	210 098	34 424	21 962	871 OPTICAL INSTRUMENTS, NES	14	2 798	1 789
635 WOOD MANUFACTURES, NES	59 488	14 121	9 102	872 MEDICAL INSTRUMENTS NES	398	4 211	2 705
641 PAPER AND PAPERBOARD	2 054 908	174 397	110 355	873 METERS, COUNTERS, NES	11	308	198
642 PAPER, PAPERBOARD, CUT ETC	27 921	21 965	14 215	874 MEASURE, CONTROL INSTRMNT	587	27 037	17 320
651 TEXTILE YARN	5 167	4 623	2 908	881 PHOTOGRAPH APPAR. ETC. NES	149	2 106	1 346
653 FABRICS, MAN-MADE FIBRES	1 004	2 407	1 531	882 PHOTO. CINEMATOGPH. SUPPL	588	5 470	3 570
654 OTH. TEXTILE FABRIC, WOVEN	4 233	5 328	3 423	883 CINE. FILM EXPOS. DEVELOPD	25	285	181
655 KNIT CROCHET FABRIC NES	25	72	49	884 OPTICAL GOODS NES	317	5 697	3 646
656 TULLE, LACE, EMBROIDRY, ETC	48	344	220	885 WATCHES AND CLOCKS	19	139	89
657 SPECIAL YARN, TXTL. FABRIC	10 011	18 331	11 705	891 ARMS AND AMMUNITION	271	979	629
658 TEXTILE ARTICLES NES	455	1 054	672	892 PRINTED MATTER	3 512	7 953	5 089
659 FLOOR COVERINGS, ETC.	561	579	368	893 ARTICLES, NES, OF PLASTICS	2 713	3 658	2 337
661 LIME, CEMENT, CONSTR. MATRL	15 481	782	505	894 BABY CARRIAGE, TOYS, GAMES	5 330	8 484	5 460
662 CLAY, REFRCT. CONSTR. MATRL	9 094	715	443	895 OFFICE, STATIONERY SUPPLS	217	1 044	586
663 MINERAL MANUFACTURES, NES	3 085	2 717	1 708	896 WORKS OF ART, ANTIQUE ETC	77	2 784	1 786
664 GLASS	27 441	18 009	11 520	897 GOLD, SILVERWARE, JEWEL NES	27	1 509	973
665 GLASSWARE	320	212	138	898 MUSICAL INSTRUMENTS, ETC.	2 832	32 099	20 430
666 POTTERY	31	75	45	899 MISC MANUFACTRD GOODS NES	346	12 575	8 038
667 PEARLS, PRECIOUS STONES	.	.	.	961 COIN NONGOLD NONCURRENT	120	10 524	6 763
671 PIG IRON, SPIEGELEISN, ETC	790 437	34 096	21 672	971 GOLD, NONMONTY EXCL ORES	167	159 292	100 762
673 FLAT-ROLLED IRON ETC.	172 193	9 229	5 697	972 MONETARY GOLD, GOLD COINS	21	47 671	30 825
674 FLAT-ROLLED PLATED IRON	2 083	248	161				
675 FLAT-ROLLED, ALLOY STEEL	32	76	49	EXPORTS	8 608 553	4 202 844	2 694 984
676 IRON, STL. BAR, SHAPES ETC.	990	306	197	001 LIVE ANIMALS	165	353	228
679 TUBES, PIPES, ETC. IRON, STL	1 433	2 530	1 610	017 MEAT, OFFL, PRPVD, PRSVD, NES	106	130	84
681 SILVER, PLATINUM, ETC.	447	8 047	5 555	022 MILK AND CREAM	323	275	182
682 COPPER	139 858	56 151	35 839	024 CHEESE AND CURD	8 584	7 541	4 833
683 NICKEL	47 648	56 553	36 282	034 FISH, FRESH, CHILLED, FROZN	825	459	290
684 ALUMINIUM	651 519	144 463	93 296	035 FISH, DRIED, SALTED, SMOKED	1 650	849	529
685 LEAD	115 217	10 409	6 585	037 FISH ETC. PRPVD, PRSVD, NES	3 336	1 663	1 066
686 ZINC	76 484	15 738	10 238	048 CEREAL PREPARATIONS	21 720	9 025	5 917
689 MISC. NON-FERR. BASE METAL	6 613	17 497	11 133	054 VEGETABLES	4 912	3 741	2 477
691 METALLIC STRUCTURES NES	8 584	2 674	1 709	055 VEGETABLES, PRPVD, PRSVD, NES	8 895	2 591	1 661
692 CONTAINERS, STORAGE, TRNSP	605	500	332	057 FRUIT, NUTS EXCL. OIL NUTS	674	498	308
694 NAILS, SCREWS, NUTS, ETC.	757	1 131	718	058 FRUIT, PRESERVED, PREPARED	1 558	1 023	655
695 TOOLS	3 718	11 318	7 207	059 FRUIT, VEGETABLE JUICES	11 346	3 134	2 004
696 CUTLERY	53	144	95	061 SUGARS, MOLASSES, HONEY	43 161	2 324	1 506
697 HOUSEHOLD EQUIPMENT, NES	624	982	636	062 SUGAR CONFECTIONERY	6 152	3 108	1 998
699 MANUFACT. BASE METAL, NES	4 911	6 044	3 862	071 COFFEE, COFFEE SUBSTITUTE	17 257	10 232	6 494
711 STEAM GENER. BOILERS, ETC.	26	166	104	072 COCOA	2 778	606	393
713 INTRNL COMBUS PSTN ENGIN	6 245	19 248	12 372	073 CHOCOLATE, OTH. COCOA PREP	22 207	14 282	9 518
714 ENGINES, MOTORS NON-ELECT	984	110 100	71 383	074 TEA AND MATE	14 409	11 138	7 190
716 ROTATING ELECTRIC PLANT	11 801	26 610	17 014	075 SPICES	415	1 014	658
718 OTH. POWR. GENRNG. MACHNRY	133	4 135	2 625	081 ANIMAL FEED STUFF	2 166	4 887	3 136
721 AGRIC. MACHINES, EX. TRACTR	731	773	497	088 EDIBLE PROD. PREPRTNS, NES	25 510	15 535	9 925
722 TRACTORS	1 054	631	398	111 NON-ALCOHOL. BEVERAGE, NES	8 223	1 105	712
723 CIVIL ENGINEERING EQUIPT	9 874	9 523	6 126	112 ALCOHOLIC BEVERAGES	136 583	38 770	25 115
724 TEXTILE, LEATHER MACHINES	990	1 421	902	122 TOBACCO, MANUFACTURED	11	149	92
725 PAPER, PULP MILL MACHINES	828	7 610	4 809	212 FURSKINS, RAW	3	62	38
726 PRINTING, BOOKBINDING MACHS	424	3 360	2 191	222 OILSEED (SFT. FIX VEG. OIL)	377 915	12 931	8 143
727 FOOD-PROCESS. MCH. NON DOM	154	1 201	776	232 SYNTHETIC RUBBER, ETC.	5 859	1 852	1 195
728 OTH. MACH. PTS, SPCL INDUST	8 900	27 572	17 642	246 WOOD IN CHIPS, PARTICLES	6 000	113	73
731 METAL REMOVAL WORK TOOLS	417	1 586	1 011	248 WOOD, SIMPLY WORKED	2 087	375	241
733 MACH-TOOLS, METAL-WORKING	760	1 405	925	251 PULP AND WASTE PAPER	929	168	110
735 PARTS, NES, FOR MACH-TOOLS	429	2 030	1 302	266 SYNTHETIC FIBRES	1 541	678	431
737 METALWORKING MACHNRY NES	165	1 644	1 072	267 OTHER MAN-MADE FIBRES	617	197	122
741 HEATING, COOLING EQUIP, PART	2 577	3 812	2 423	268 WOOL, OTHER ANIMAL HAIR	288	399	258
742 PUMPS FOR LIQUIDS, PARTS	4 152	11 076	7 067	269 WORN CLOTHING, TEXTL. ARTL	218	111	68
743 PUMPS NES, CENTRIFUGS ETC	30 901	115 257	73 465	277 NATURAL ABRASIVES, NES		263	169
744 MECHANICAL HANDLING EQUIP	1 981	2 680	1 707	278 OTHER CRUDE MINERALS	56 421	499	318
745 OTH. NON-ELEC MCH, TOOL, NES	2 406	7 124	4 547	285 ALUMINIUM ORE, CONCTR. ETC	3 303	1 915	1 210
746 BALL OR ROLLER BEARINGS	7 652	17 508	11 224	288 NON-FERROUS WASTE, SCRAP	1 286	809	522
747 TAPS, COCKS, VALVES, ETC.	2 505	7 025	4 497	291 CRUDE ANIMAL MATERLS, NES	15	205	131
748 TRANSMISSIONS SHAFTS ETC	2 213	5 091	3 243	292 CRUDE VEG. MATERIALS, NES	6 651	4 260	2 728
749 NON-ELECT MACH. PARTS, ETC	2 280	20 240	13 074	334 PETROLEUM PRODUCTS	2 546 236	42 844	27 307
751 OFFICE MACHINES	178	1 197	766	335 RESIDUAL PETROL. PRODUCTS	88 043	3 147	2 009
752 AUTOMATC. DATA PROC. EQUIP	2 314	56 845	36 875	422 FIXED VEG. FAT, OILS, OTHER	230	302	187
759 PARTS, FOR OFFICE MACHINS	1 704	68 278	44 119	431 ANIMAL, VEG. FATS, OILS, NES	488	163	108
761 TELEVISION RECEIVERS ETC	58	928	602	511 HYDROCARBONS, NES, DERIVTS	106 958	8 701	5 673
763 SOUND RECORDER, PHONOGRPH	151	3 623	2 306	512 ALCOHOL, PHENOL, ETC. DERIV	12 742	3 032	1 940
764 TELECOMM. EQUIP. PARTS NES	1 975	40 189	25 766	513 CARBOXYLIC ACIDS, DERIVTS	39 813	15 447	9 760
771 ELECT POWER MACHNRY, PARTS	4 993	13 131	8 438	514 NITROGEN-FUNCT. COMPOUNDS	110 193	24 649	15 651
772 ELEC. SWITCH. RELAY. CIRCUIT	3 222	39 132	24 789	515 ORGANO-INORGANIC COMPOUNDS	15 057	91 240	57 294
773 ELECTR. DISTRIBUT. EQPT NES	1 117	3 578	2 254	516 OTHER ORGANIC CHEMICALS	4 981	5 398	3 435
774 ELECTRO-MEDCL. XRAY EQUIP	454	2 898	1 880	522 INORGANIC CHEM. ELEMENTS	659 665	16 314	10 618
775 DOM. ELEC. NON-ELEC. EQUIPT	308	9 658	6 170	523 METAL. SALTS, INORGAN. ACID	134 579	16 752	10 670
776 TRANSISTORS, VALVES, ETC.	47	9 659	19 008	524 OTHER CHEMICAL COMPOUNDS	1 359	6 224	4 190
778 ELECTRIC MACH. APPART. NES	2 304	29 707	15 397	525 RADIO-ACTIVE MATERIALS	1	505	321
781 PASS. MOTOR VEHCL. EX. BUS	12 424	23 836					



## 7 IMPORTS AND EXPORTS (SPECIAL TRADE) BY COUNTRIES OF PRODUCTION AND CONSUMPTION AND BY GROUPS OF THE SITC-REV. III 1992

GROUP DESCRIPTION	DT = 100 KG	1 000 DM	1 000 \$	GROUP DESCRIPTION	DT = 100 KG	1 000 DM	1 000 \$
531 SYNTH.COLOURS,LAKES,ETC.	24 550	68 324	43 678	747 TAPS,COCKS,VALVES,ETC.	9 258	29 101	18 547
532 DYEING,TANNING MATERIALS	7 908	1 757	1 126	748 TRANSMISSIONS SHAFTS ETC	16 133	42 470	27 267
533 PIGMENTS, PAINTS, ETC.	54 538	23 475	15 085	749 NON-ELECT MACH.PARTS,ETC	8 468	31 497	20 124
541 MEDICINES,ETC.EXC.GRP542	5 062	34 253	21 954	751 OFFICE MACHINES	1 023	9 438	6 089
542 MEDICAMENTS	7 403	62 288	40 031	752 AUTOMATC.DATA PROC.EQUIP	1 263	118 214	74 481
551 ESSNTL.OIL,PERFUME,FLAVR	2 094	1 770	1 134	759 PARTS,FOR OFFICE MACHINS	5 712	49 525	32 174
553 PERFUMERY,COSMETICS,ETC.	9 801	23 451	15 064	762 RADIO-BROADCAST RECEIVER	18	357	237
554 SOAP,CLEANERS,POLISH,ETC	30 786	14 766	9 549	763 SOUND RECORDER,PHONOGRPH	281	2 012	1 274
562 FERTILIZER,EXCEPT GRP272	960 575	7 074	4 691	764 TELECOMM.EQUIP.PARTS NES	1 003	11 868	7 645
571 POLYMERS OF ETHYLENE	1 946	382	240	771 ELECT POWER MACHNY.PARTS	3 184	13 054	8 309
572 POLYMERS OF STYRENE	13 973	2 918	1 881	772 ELEC.SWITCH,RELAY.CIRCUIT	8 951	79 176	50 579
573 POLYMERS,VINYL CHLORIDE	35 327	10 197	6 577	773 ELECTR DISTRIB.EQPT NES	4 385	6 581	4 184
574 POLYACETAL,POLYCARBONATE	17 825	10 914	7 019	774 ELECTRO-MEDCL,XRAY EQUIP	2 362	44 388	28 598
575 OTH.PLASTIC,PRIMARY FORM	143 777	47 209	30 333	775 DOM.ELEC,NON-ELEC.EQUIPT	11 970	35 748	23 139
579 PLASTIC WASTE, SCRAP ETC	687	64	40	776 TRANSISTORS,VALVES,ETC.	318	7 890	5 113
581 PLASTIC TUBE,PIPE,HOSE	3 752	7 754	4 962	778 ELECTRIC.MACH.APPART.NES	31 167	64 374	41 443
582 PLASTIC PLATE,SHEETS,ETC	29 228	30 421	19 459	781 PASS.MOTOR VEHCLS.EX.BUS	306 680	730 419	464 096
583 MONOFILAMENT OF PLASTICS	3 055	2 065	1 329	782 GOODS,SPCL TRANSPORT VEH	3 069	4 521	2 993
591 INSECTICIDES, ETC.	9 853	7 031	4 313	784 PARTS,TRACTORS,MOTOR VEH	72 789	127 714	82 104
592 STARCHES,INULIN,ETC.	44 785	11 696	7 438	785 CYCLES,MOTORCYCLES ETC.	822	3 426	2 175
593 EXPLOSIVES,PYROTECHNICS	217	1 811	1 131	786 TRAILERS,SEMI-TRAILR,ETC	1 974	2 603	1 701
597 PREPRD ADDITIVES,LIQUIDS	8 743	3 472	2 240	791 RAILWAY VEHICLES.EQUIPNT	668	5 283	3 436
598 MISC.CHEMICAL PRODTS.NES	62 632	46 768	30 044	792 AIRCRAFT,ASSOCTD.EQUIPNT	99	24 549	15 923
600 CPL IND PLANT CHAP 69-76	17	104	67	793 SHIP,BOAT,FLOAT,STRUCTRS	137	664	425
611 LEATHER	1 802	1 481	937	800 CPL IND PLANT CHAP 90/94	3	108	67
612 MANUFACT. LEATHER ETC.NES	243	1 095	707	811 PREFABRICATED BUILDINGS	3	85	52
613 FURSKINS,TANNED,DRESSED	9	69	41	812 PLUMBING,SANITRY,EQPT.ETC	4 896	3 711	2 386
621 MATERIALS OF RUBBER	1 833	2 429	1 566	813 LIGHTING FIXTURES ETC.NES	1 279	10 614	6 822
625 RUBBER TYRES,TUBES,ETC.	23 837	16 039	10 449	821 FURNITURE,CUSHIONS,ETC.	21 189	15 889	10 163
629 ARTICLES OF RUBBER, NES	5 418	8 728	5 616	831 TRUNK,SUITCASES,BAG,ETC	278	2 217	1 435
633 CORK MANUFACTURES	399	1 866	1 190	841 MENS,BOYS CLOTHING,X-KNIT	1 416	24 046	15 433
634 VENEERS, PLYWOOD, ETC.	2 612	1 896	1 219	842 WOMEN,GIRL CLOTHING,XKNIT	3 255	52 458	33 908
635 WOOD MANUFACTURES, NES	6 353	2 648	1 717	843 MENS,BOYS CLOTHING,KNIT	27	298	184
641 PAPER AND PAPERBOARD	265 566	57 370	36 842	844 WOMEN,GIRLS CLOTHING,KNIT	254	3 688	2 394
642 PAPER,PAPERBOARD,CUT ETC	6 888	6 475	4 109	845 OTHR.TEXTILE APPAREL,NES	742	12 152	7 902
651 TEXTILE YARN	21 017	29 163	18 717	846 CLOTHING ACCESSRS,FABRIC	645	4 030	2 613
652 COTTON FABRICS, WOVEN	1 298	4 805	3 034	848 CLOTHING,NONTXTL;HEADGEAR	285	3 171	2 051
653 FABRICS,MAN-MADE FIBRES	5 613	21 821	13 890	851 FOOTWEAR	3 939	21 354	13 653
654 OTH.TEXTILE FABRIC,WOVEN	4 010	9 737	6 229	871 OPTICAL INSTRUMENTS,NES	318	8 299	5 349
655 KNIT.CROCHET.FABRIC NES	468	1 715	1 091	872 MEDICAL INSTRUMENTS NES	1 103	25 629	16 454
656 TULLE,LACE,EMBROIDRY,ETC	367	1 284	834	873 METERS,COUNTERS,NES	87	3 351	2 117
657 SPECIAL YARN,TXTL.FABRIC	6 232	8 411	5 356	874 MEASURE,CONTROL INSTRMNT	3 432	74 082	47 418
658 TEXTILE ARTICLES NES	797	1 864	1 202	881 PHOTOGRAPH APPAR.ETC.NES	1 055	12 106	7 789
659 FLOOR COVERINGS, ETC.	2 939	2 993	1 921	882 PHOTO.CINEMATOGRPH.SUPPL	12 504	16 846	10 873
661 LIME,CEMENT,CONSTR.MATRL	5 247	639	391	883 CINE.FILM EXPOSD.DEVELOPD	6	112	74
662 CLAY,REFRCT.CONSTR.MATRL	67 212	10 649	6 732	884 OPTICAL GOODS NES	315	25 745	16 493
663 MINERAL MANUFACTURES,NES	22 873	30 431	19 377	885 WATCHES AND CLOCKS	538	4 574	2 947
664 GLASS	30 265	7 897	5 047	891 ARMS AND AMMUNITION	1 145	2 785	1 777
665 GLASSWARE	21 884	13 986	9 035	892 PRINTED MATTER	12 876	23 548	15 095
666 POTTERY	2 322	6 018	3 828	893 ARTICLES,NES,OF PLASTICS	25 735	41 894	26 912
667 PEARLS,PRECIOUS STONES	.	.	.	894 BABY CARRIAGE,TOYS,GAMES	7 372	13 471	8 687
671 PIG IRON,SPIEGELEISN,ETC	15 600	2 935	1 864	895 OFFICE,STATIONERY SUPPLS	2 899	11 941	7 676
672 INGOTS ETC.IRON OR STEEL	534 638	27 692	18 213	896 WORKS OF ART,ANTIQUE ETC	19	2 995	1 943
673 FLAT-ROLLED IRON ETC.	550 276	32 854	20 885	897 GOLD,SILVERWARE,JEWEL NES	33	2 657	1 726
674 FLAT-ROLLED PLATED IRON	87 433	7 940	5 083	898 MUSICAL INSTRUMENTS,ETC.	4 010	15 858	10 135
675 FLAT-ROLLED, ALLOY STEEL	123 530	37 533	24 028	899 MISC MANUFCTRD GOODS NES	3 947	15 746	10 090
676 IRON,STL.BAR,SHAPES ETC.	215 283	24 251	15 678	941 COMPL IND PLANT CHAPT 99	6 267	12 182	7 392
677 RAILWAY TRACK IRON,STEEL	835	302	199	961 COIN NONGOLD NONCURRENT	1	103	69
678 WIRE OF IRON OR STEEL	4 299	2 741	1 749	971 GOLD,NONMONTY EXCL ORES	1	461	293
679 TUBES,PIPES,ETC.IRON,STL	95 423	29 039	18 715	972 MONETARY GOLD,GOLD COINS	1	1 599	1 007
681 SILVER,PLATINUM,ETC.	7	4 929	3 143				
682 COPPER	19 541	13 249	8 513	GREENLAND			
683 NICKEL	1 641	3 866	2 468				
684 ALUMINIUM	23 621	20 584	13 194	IMPORTS	3 402	2 961	1 896
686 ZINC	1 025	521	320				
689 MISC.NON-FERR.BASE METAL	147	280	180	034 FISH,FRESH,CHILLED,FROZN	2 351	1 483	931
691 METALLIC STRUCTURES NES	14 892	6 407	4 114	036 CRUSTACEANS,MOLLUSCS ETC	548	327	215
692 CONTAINERS,STORAGE,TRNSP	6 284	8 114	5 158	037 FISH ETC.PREPD,PRSV.D NES	150	201	125
693 WIRE PRODUCTS EXCL.ELECT	8 256	3 884	2 459	042 RICE	286	64	40
694 NAILS,SCREWS,NUTS,ETC.	6 254	6 362	4 070	EXPORTS	626	1 965	1 124
695 TOOLS	9 613	32 428	20 750				
696 CUTLERY	1 188	9 782	6 262	743 PUMPS NES,CENTRIFUGS ETC	4	67	43
697 HOUSEHOLD EQUIPMENT,NES	2 405	3 418	2 194	744 MECHANICAL HANDLING EQUIP	18	48	32
699 MANUFACTS.BASE METAL,NES	63 514	50 620	32 501	821 FURNITURE,CUSHIONS,ETC.	58	48	30
700 CPL IND PLANT (84/85/87)	787	6 153	4 173	841 MENS,BOYS CLOTHING,X-KNIT	3	140	76
711 STEAM GENER. BOILERS,ETC.	104	429	264	842 WOMEN,GIRL CLOTHING,XKNIT	3	199	109
712 STEAM TURBINES	10	501	314	845 OTHR.TEXTILE APPAREL,NES	4	93	38
713 INTRNL COMBUS PSTN ENGIN	7 936	26 919	17 230	848 CLOTHING,NONTXTL;HEADGEAR	2	85	52
714 ENGINES,MOTORS NON-ELECT	95	31 363	20 025	851 FOOTWEAR	2	73	33
716 ROTATING ELECTRIC PLANT	9 723	32 836	20 977	874 MEASURE,CONTROL INSTRMNT	1	362	224
718 OTH.POWR.GENRTNG.MACHNRY	4 543	12 707	8 159	891 ARMS AND AMMUNITION	36	114	70
721 AGRIC.MACHINES,EX.TRACTR	15 921	17 730	11 474				
722 TRACTORS	45 963	46 957	30 044				
723 CIVIL ENGINEERING EQUIPT	19 477	35 001	22 556	ST PIERRE			
724 TEXTILE,LEATHER MACHINES	7 710	35 250	22 491				
725 PAPER,PULP MILL MACHINES	2 092	8 532	5 531	IMPORTS	15 189	11 143	6 930
726 PRINTING,BOOKBINDING MACHS	41 372	169 391	113 233				
727 FOOD-PROCESS.MCH.NON DOM	4 843	25 656	16 494	034 FISH,FRESH,CHILLED,FROZN	13 770	10 747	6 684
728 OTH.MACH.PTS,SPCL INDUST	20 419	79 013	50 527	037 FISH ETC.PREPD,PRSV.D NES	180	71	43
731 METAL REMOVAL WORK TOOLS	11 337	37 199	24 327	059 FRUIT,VEGETABLE JUICES	334	80	52
733 MACH-TOOLS,METAL-WORKING	3 395	12 221	7 668	821 FURNITURE,CUSHIONS,ETC.	150	67	41
735 PARTS,NES,FOR MACH-TOOLS	1 918	14 110	9 024	EXPORTS	1 110	1 458	969
737 METALWORKING MACHNRY NES	6 651	13 210	8 436				
741 HEATING,COOLING EQUIP,PART	8 149	24 255	15 822	541 MEDICINES,ETC.EXC.GRP542	158	782	528
742 PUMPS FOR LIQUIDS,PARTS	6 388	26 051	16 736	684 ALUMINIUM	209	44	30
743 PUMPS NES,CENTRIFUGS ETC	12 121	44 996	29 203	748 TRANSMISSIONS SHAFTS ETC	107	224	155
744 MECHANICAL HANDLING EQUIP	23 045	26 997	17 146	772 ELEC.SWITCH,RELAY.CIRCUIT	33	109	67
745 OTH.NONELEC MCH,TOOL,NES	15 295	89 158	56 677				
746 BALL OR ROLLER BEARINGS	13 979	33 839	21 746				



## 7 IMPORTS AND EXPORTS (SPECIAL TRADE) BY COUNTRIES OF PRODUCTION AND CONSUMPTION AND BY GROUPS OF THE SITC-REV. III 1992

GROUP DESCRIPTION	DT = 100 KG	1 000 DM	1 000 \$	GROUP DESCRIPTION	DT = 100 KG	1 000 DM	1 000 \$
MEXICO							
IMPORTS	5 366 047	895 101	572 452	728 QTH.MACH,PTS,SPCL INDUST	823	1 536	958
001 LIVE ANIMALS	45	86		735 PARTS,NES,FOR MACH-TOOLS	18	167	108
054 VEGETABLES	10 955	2 943	1 862	737 METALWORKING MACHNRY NES	15	62	40
056 VEGETABLES,PRPD,PRSD,NES	2 458	940	601	741 HEATING,COOLING EQUIP,PART	593	885	569
057 FRUIT,NUTS EXCL.OIL NUTS	48 786	5 964	3 929	742 PUMPS FOR LIQUIDS,PARTS	1 638	1 718	1 094
058 FRUIT,PRESERVED,PREPARED	115	52	35	743 PUMPS NES,CENTRIFUGS ETC	162	524	344
059 FRUIT,VEGETABLE JUICES	2 433	756	464	745 OTH.NON-ELEC MCH,TOOL,NES	575	1 183	755
061 SUGARS,MOLASSES,HONEY	333 977	44 504	28 382	746 BALL OR ROLLER BEARINGS	134	154	101
062 SUGAR CONFECTIONERY	5 215	1 472	944	747 TAPS,COCKS,VALVES,ETC.	98	350	220
071 COFFEE,COFFEE SUBSTITUTE	56 891	17 537	11 243	748 TRANSMISSIONS SHAFTS ETC	2 856	2 053	1 358
075 SPICES	1 677	518	328	749 NON-ELECT MACH,PARTS,ETC	154	462	292
081 ANIMAL FEED STUFF	864	134	88	751 OFFICE MACHINES	3 009	5 922	3 727
098 EDIBLE PROD.PREPRNTS,NES	848	595	385	752 AUTOMATC.DATA PROC.EQUIP	496	6 831	4 361
112 ALCOHOLIC BEVERAGES	40 525	11 438	7 343	759 PARTS,FOR OFFICE MACHINS	82	1 857	1 200
121 TOBACCO, UNMANUFACTURED	12 249	12 803	8 179	762 RADIO-BROADCAST RECEIVER	1 436	20 228	12 978
222 OILSEED(SFT.FIX VEG.OIL)	11 901	2 614	1 663	763 SOUND RECORDER,PHONOGRPH	241	1 497	954
232 SYNTHETIC RUBBER, ETC.	12 434	2 286	1 457	764 TELECOMM.EQUIP,PARTS NES	8 947	14 160	9 087
245 FUEL WOOD, WOOD CHARCOAL	27 650	2 233	1 434	771 ELECT POWER MACHNY,PARTS	193	1 310	855
248 WOOD, SIMPLY WORKED	453	89	56	772 ELEC. SWITCH,RELAY,CIRCUIT	546	6 694	4 301
251 PULP AND WASTE PAPER	8 810	1 221	797	773 ELECTR DISTRIBT.EQPT NES	360	1 974	1 267
263 COTTON	9 466	1 675	1 074	775 DOM.ELEC,NON-ELEC.EQUIPT	643	1 013	642
265 VEGETABLE TEXTILE FIBRES	825	601	392	776 TRANSISTORS,VALVES,ETC.	36	5 146	3 252
266 SYNTHETIC FIBRES	214	121	74	778 ELECTRIC.MACH,APPART.NES	3 859	10 467	6 721
267 OTHER MAN-MADE FIBRES	3 628	406	265	781 PASS.MOTOR VEHCLS.EX.BUS	2 242	3 569	2 272
278 OTHER CRUDE MINERALS	323 521	14 165	9 018	784 PARTS,TRACTORS,MOTOR VEH	106 224	70 434	45 066
287 ORE,CONCENTR.BASE METALS	216 735	10 896	7 017	786 TRAILERS,SEMI-TRAILR,ETC	85	51	34
288 NON-FERROUS WASTE,SCRAP	3 465	2 228	1 391	791 RAILWAY VEHICLES.EQUIPNT	346	322	202
289 PREC.METAL ORES,CONCTRSTS	2	2 587	1 726	792 AIRCRAFT,ASSOCTD.EQUIPNT	6	269	178
291 CRUDE ANIMAL MATERLS,NES	9 792	7 360	4 224	813 LIGHTING FIXTURES ETC.NES	935	547	351
292 CRUDE VEG.MATERIALS, NES	9 501	7 053	4 523	821 FURNITURE,CUSHIONS,ETC.	642	379	243
333 PETROLEUM OILS, CRUDE	3 049 394	50 459	31 543	821 TRUNK,SUITCASES,BAG,ETC	71	465	298
334 PETROLEUM PRODUCTS	83 789	2 326	1 595	841 MENS,BOYS CLOTHNG,X-KNIT	1 612	3 112	2 003
421 FIXED VEG.FAT,OILS, SOFT	69 359	10 832	7 075	842 WOMEN,GIRL CLOTHNG,XKNIT	169	1 115	727
422 FIXED VEG.FAT,OILS,OTHER	184	311	199	844 WOMEN,GIRLS CLOTHNG.KNIT	287	1 640	1 051
431 ANIMAL,VEG.FATS,OILS,NES	1 511	667	428	845 OTHR.TEXTILE APPAREL,NES	668	2 279	1 470
512 ALCOHOL,PHENOL,ETC.DERIV	90 661	5 843	3 736	846 CLOTHING ACCESSRS,FABRIC	29	112	70
513 CARBOXYLIC ACIDS,DERIVTS	8 269	1 929	1 226	848 CLOTHNG,NONXTL;HEADGEAR	490	1 275	820
514 NITROGEN-FUNCT.COMPOUNDS	5 474	4 878	3 046	851 FOOTWEAR	7 145	30 762	19 835
515 ORGANO-INORGANIC COMPNDS	5 164	6 079	3 855	871 OPTICAL INSTRUMENTS,NES	40	400	257
516 OTHER ORGANIC CHEMICALS	183	2 960	1 841	872 MEDICAL INSTRUMENTS NES	29	97	63
522 INORGANIC CHEM.ELEMENTS	26 279	3 833	2 456	874 MEASURE,CONTROL INSTRMNT	105	2 549	1 633
523 METAL.SALTS,INORGAN.ACID	14 992	2 654	1 719	881 PHOTOGRAPH APPAR.ETC.NES	89	1 030	679
524 OTHER CHEMICAL COMPOUNDS	483	97	59	882 PHOTO.CINEMATOGRPH.SUPPL	1 490	8 088	5 153
531 SYNTH.COLOURS,LAKES,ETC.	338	852	551	883 CINE.FILM EXPOSD.DEVELOPD	13	155	95
532 DYEING,TANNING MATERIALS	600	524	334	884 OPTICAL GOODS NES	39	255	166
533 PIGMENTS, PAINTS, ETC.	4 293	1 468	945	885 WATCHES AND CLOCKS	1 289	827	511
541 MEDICINES,ETC.EXC.GRP542	1 132	12 595	8 088	892 PRINTED MATTER	76	179	111
542 MEDICAMENTS	19	154	108	893 ARTICLES,NES,OF PLASTICS	3 580	4 143	2 679
551 ESSNTL.OIL,PERFUME,FLAVR	248	1 014	658	894 BABY CARRIAGE,TOYS,GAMES	5 044	4 663	3 001
553 PERFUMERY,COSMETICS,ETC.	127	202	138	895 OFFICE,STATIONERY SUPPLS	475	2 061	1 326
571 POLYMERS OF ETHYLENE	157 014	14 053	8 982	896 WORKS OF ART,ANTIQUE ETC	12	899	568
572 POLYMERS OF STYRENE	2 083	311	209	897 GOLD,SILVERWARE,JEWEL NES	55	2 861	1 851
573 POLYMERS,VINYL CHLORIDE	113 600	10 830	6 882	898 MUSICAL INSTRUMENTS,ETC.	985	2 873	1 811
574 POLYACETAL,POLYCARBONATE	34 988	7 926	5 072	899 MISC MANUFCTRD GOODS NES	8 424	11 547	7 368
575 OTH.PLASTIC,PRIMARY FORM	8 222	2 001	1 298	961 COIN NONGOLD NONCURRENT	15	1 312	873
579 PLASTIC WASTE, SCRAP ETC	601	60	40	972 MONETARY GOLD,GOLD COINS	1	126	745
582 PLASTIC PLATE,SHEETS,ETC	3 519	1 495	948	EXPORTS	5 264 801	4 353 908	2 796 694
597 PREPRED ADDITIVES,LIQUIDS	2 525	1 846	1 179	001 LIVE ANIMALS	78	297	184
598 MISC.CHEMICAL PRODS,NES	814	47	30	022 MILK AND CREAM	177 798	51 117	32 895
611 LEATHER	24	111	69	048 CEREAL PREPARATIONS	2 600	999	638
612 MANUFACT.LEATHER ETC.NES	523	1 011	650	054 VEGETABLES	771	439	280
621 MATERIALS OF RUBBER	13	52	33	057 FRUIT,NUTS EXCL.OIL NUTS	4 997	3 024	2 024
629 ARTICLES OF RUBBER, NES	47	154	97	058 FRUIT,PRESERVED,PREPARED	2 929	1 343	895
635 WOOD MANUFACTURES, NES	342	230	146	061 SUGARS,MOLASSES,HONEY	773	184	121
642 PAPER,PAPERBOARD,CUT ETC	4 500	3 900	2 455	062 SUGAR CONFECTIONERY	1 721	1 512	956
651 TEXTILE YARN	15 123	5 325	3 412	073 CHOCOLATE,OTH.COCCA PREP	647	830	532
652 COTTON FABRICS, WOVEN	1 516	1 007	635	075 SPICES	413	202	131
653 FABRICS,MAN-MADE FIBRES	62	152	101	081 ANIMAL FEED STUFF	11 693	6 353	4 042
655 KNIT,CROCHET,FABRIC NES	218	626	407	098 EDIBLE PROD.PREPRNTS,NES	1 824	2 169	1 401
657 SPECIAL YARN,TXTL.FABRIC	9 334	6 090	3 905	111 NON-ALCOHOL.BEVERAGE,NES	477	268	171
658 TEXTILE ARTICLES NES	617	1 401	908	112 ALCOHOLIC BEVERAGES	28 133	7 208	4 731
659 FLOOR COVERINGS, ETC.	1 569	656	423	232 SYNTHETIC RUBBER, ETC.	8 275	2 251	1 446
661 LIME,CEMENT,CONSTR.MATRL	1 828	344	219	251 PULP AND WASTE PAPER	5 506	999	652
663 MINERAL MANUFACTURES,NES	98	185	116	266 SYNTHETIC FIBRES	9 427	3 518	2 229
664 GLASS	2 103	615	395	267 OTHER MAN-MADE FIBRES	428	168	107
665 GLASSWARE	7 026	3 361	2 158	268 WOOL, OTHER ANIMAL HAIR	227	186	117
666 POTTERY	525	452	299	273 STONE, SAND AND GRAVEL	2 703	126	80
667 PEARLS,PRECIOUS STONES				274 SULPHUR,UNRSTD.IRON PYRS	1 046	185	117
671 PIG IRON,SPIEGELEISN,ETC	5 163	669	428	278 OTHER CRUDE MINERALS	23 363	862	548
675 FLAT-ROLLED, ALLOY STEEL	33 579	9 955	6 573	285 ALUMINIUM ORE,CONCTR.ETC	7 700	587	374
676 IRON,STL.BAR,SHAPES ETC.	1 584	113	70	288 NON-FERROUS WASTE,SCRAP	407	97	61
679 TUBES,PIPES,ETC.IRON,STL	1 303	263	169	291 CRUDE ANIMAL MATERLS,NES	7	88	55
681 SILVER,PLATINUM,ETC.		63	40	292 CRUDE VEG.MATERIALS, NES	4 078	3 769	2 413
682 COPPER	342	221	143	334 PETROLEUM PRODUCTS	4 963	1 979	1 277
689 MISC.NON-FERR.BASE METAL	69	59	37	335 RESIDUAL PETROL.PRODUCTS	6 419	1 250	809
693 WIRE PRODUCTS EXCL.ELECT	38	58	36	411 ANIMAL OILS AND FATS	1 181	4 425	2 800
694 NAILS,SCREWS,NUTS,ETC.	12	59	36	421 FIXED VEG.FAT,OILS, SOFT	353 264	21 998	14 050
695 TOOLS	266	2 157	1 374	422 FIXED VEG.FAT,OILS,OTHER	202	69	44
697 HOUSEHOLD EQUIPMENT,NES	232	417	267	431 ANIMAL,VEG.FATS,OILS,NES	1 175	326	207
699 MANUFACTS.BASE METAL,NES	2 080	3 078	1 962	511 HYDROCARBONS,NES,DERIVTS	20 111	3 171	2 042
713 INTRNL COMBUS PSTN ENGIN	285 286	281 758	180 010	512 ALCOHOL,PHENOL,ETC.DERIV	16 275	6 664	4 271
716 ROTATING ELECTRIC PLANT	608	1 003	656	513 CARBOXYLIC ACIDS,DERIVTS	42 511	12 031	7 693
724 TEXTILE,LEATHER MACHINES	108	105	66	514 NITROGEN-FUNCT.COMPOUNDS	20 070	35 896	23 075
725 PAPER,PULP MILL MACHINES	100	574	367	515 ORGANO-INORGANIC COMPNDS	17 551	65 408	41 720
726 PRINTNG,BOOKBINDNG MACHS	10	64	42	516 OTHER ORGANIC CHEMICALS	10 058	9 428	6 073
727 FOOD-PROCESS.MCH,NON DOM	55	161	107	522 INORGANIC CHEM.ELEMENTS	830 326	10 628	6 873
				523 METAL.SALTS,INORGAN.ACID	90 225	9 600	6 138



## 7 IMPORTS AND EXPORTS (SPECIAL TRADE) BY COUNTRIES OF PRODUCTION AND CONSUMPTION AND BY GROUPS OF THE SITC-REV. III 1992

GROUP DESCRIPTION	DT = 100 KG	1 000 DM	1 000 \$	GROUP DESCRIPTION	DT = 100 KG	1 000 DM	1 000 \$
524 OTHER CHEMICAL COMPOUNDS	1 868	1 228	785	748 TRANSMISSIONS SHAFTS ETC	57 643	72 142	46 413
525 RADIO-ACTIVE MATERIALS		112	71	749 NON-ELECT MACH. PARTS, ETC	4 514	32 851	21 242
531 SYNTH. COLOURS, LAKES, ETC.	11 938	31 182	19 983	751 OFFICE MACHINES	6 709	19 059	12 169
532 DYEING, TANNING MATERIALS	429	271	169	752 AUTOMATC. DATA PROC. EQUIP	1 133	12 698	8 096
533 PIGMENTS, PAINTS, ETC.	31 381	17 450	11 253	759 PARTS, FOR OFFICE MACHINES	4 833	19 526	12 470
541 MEDICINES, ETC. EXC. GRP542	14 945	69 689	44 676	763 SOUND RECORDER, PHONOGRPH	394	3 575	2 329
542 MEDICAMENTS	2 927	21 641	13 846	764 TELECOMM. EQUIP. PARTS NES	7 089	84 982	54 563
551 ESSNTL. OIL, PERFUME, FLAVR	2 643	2 236	1 435	771 ELECT. POWER MACHNY. PARTS	2 546	15 493	10 114
553 PERFUMERY, COSMETICS, ETC.	2 522	7 429	4 713	772 ELEC. SWITCH, RELAY, CIRCUIT	28 880	185 583	119 624
554 SOAP, CLEANERS, POLISH, ETC	11 426	5 600	3 596	773 ELECTR. DISTRIB. EQPT NES	6 116	37 557	24 360
562 FERTILIZER, EXCEPT GRP272	164 633	2 746	1 694	774 ELECTRO-MEDCL. XRAY EQUIP	782	18 773	12 132
571 POLYMERS OF ETHYLENE	8 060	1 787	1 145	775 DOM. ELEC. NON-ELEC. EQUIPT	5 256	8 992	5 801
572 POLYMERS OF STYRENE	11 687	3 166	2 063	776 TRANSISTORS, VALVES, ETC.	565	11 179	7 101
573 POLYMERS, VINYL CHLORIDE	14 946	4 261	2 790	778 ELECTRIC. MACH. APPART. NES	41 533	130 020	83 847
574 POLYACETAL, POLYCARBONATE	5 989	3 699	2 391	781 PASS. MOTOR VEHCLS. EX. BUS	2 791	7 616	4 805
575 OTH. PLASTIC, PRIMARY FORM	47 449	27 057	17 384	782 GOODS, SPCL. TRANSPORT VEH	1 973	2 822	1 885
581 PLASTIC TUBE, PIPE, HOSE	3 909	6 859	4 422	784 PARTS, TRACTORS, MOTOR VEH	540 709	695 878	446 187
582 PLASTIC PLATE, SHEETS, ETC	18 279	22 437	14 465	785 CYCLES, MOTORCYCLES ETC.	204	637	411
583 MONOFILAMENT OF PLASTICS	634	1 243	805	786 TRAILERS, SEMI-TRAILR, ETC	184	341	215
591 INSECTICIDES, ETC.	13 289	17 908	11 491	791 RAILWAY VEHICLES, EQUIPNT	3 554	18 554	12 188
592 STARCHES, INULIN, ETC.	38 674	12 633	8 115	792 AIRCRAFT, ASSOCTD. EQUIPNT	42	1 504	951
597 PREPDR. ADDITIVES, LIQUIDS	4 072	2 787	1 782	793 SHIP, BOAT, FLOAT, STRUCTRS	4	53	34
598 MISC. CHEMICAL PRODS. NES	47 419	30 555	19 594	800 CPL. IND. PLANT CHAP 90/94	139	6 142	3 972
600 CPL. IND. PLANT CHAP 69-76	279	1 653	1 118	812 PLUMBNG, SANITRY, EQPT, ETC	92	83	53
611 LEATHER	380	263	168	813 LIGHTNG. FIXTURES ETC. NES	431	2 043	1 324
612 MANUFACT. LEATHER ETC. NES	16	122	821	821 FURNITURE, CUSHIONS, ETC.	24 196	27 428	17 371
621 MATERIALS OF RUBBER	6 479	32 243	20 784	831 TRUNK, SUITCASES, BAG, ETC	193	543	355
625 RUBBER TYRES, TUBES, ETC.	2 299	1 833	1 174	841 MENS, BOYS CLOTHING, X-KNIT	322	6 869	4 451
629 ARTICLES OF RUBBER, NES	22 624	67 802	43 600	842 WOMEN, GIRL CLOTHING, X-KNIT	280	6 959	4 527
633 CORK MANUFACTURES	213	1 328	852	843 MENS, BOYS CLOTHING, KNIT	12	113	74
634 VENEERS, PLYWOOD, ETC.	471	461	290	844 WOMEN, GIRLS CLOTHING, KNIT	10	350	237
635 WOOD MANUFACTURES, NES	1 073	535	350	845 OTHR. TEXTILE APPAREL, NES	80	1 640	1 079
641 PAPER AND PAPERBOARD	32 673	12 358	7 932	846 CLOTHING ACCESSRS, FABRIC	54	573	364
642 PAPER, PAPERBOARD, CUT ETC	4 345	3 443	2 219	848 CLOTHING, NONXTL; HEADGEAR	22	307	189
651 TEXTILE YARN	3 465	3 697	2 381	851 FOOTWEAR	190	596	374
652 COTTON FABRICS, WOVEN	157	485	310	871 OPTICAL INSTRUMENTS, NES	226	5 699	3 724
653 FABRICS, MAN-MADE FIBRES	2 417	8 944	5 794	872 MEDICAL INSTRUMENTS NES	1 522	22 994	14 855
654 OTH. TEXTILE FABRIC, WOVEN	67	389	244	873 METERS, COUNTERS, NES	576	5 756	3 684
655 KNIT, CROCHET, FABRIC NES	235	855	542	874 MEASURE, CONTROL INSTRMNT	6 964	150 594	97 366
656 TULLE, LACE, EMBROIDRY, ETC	577	1 992	1 290	881 PHOTOGRAPH APPAR. ETC. NES	430	5 369	3 453
657 SPECIAL YARN, TXTL. FABRIC	4 378	24 388	15 462	882 PHOTO. CINEMATOGRPH. SUPPL	7 794	10 913	7 029
658 TEXTILE ARTICLES NES	141	484	306	884 OPTICAL GOODS NES	9	3 146	2 025
659 FLOOR COVERINGS, ETC.	389	864	547	885 WATCHES AND CLOCKS	155	5 597	2 297
661 LIME, CEMENT, CONSTR. MATRL	422	77	50	891 ARMS AND AMMUNITION	2	48	33
662 CLAY, REFRACT. CONSTR. MATRL	71 610	13 730	8 811	892 PRINTED MATTER	4 513	6 487	4 192
663 MINERAL MANUFACTURES, NES	8 856	17 338	11 123	893 ARTICLES, NES, OF PLASTICS	21 711	37 339	24 159
664 GLASS	33 854	12 450	7 997	894 BABY CARRIAGE, TOYS, GAMES	2 265	4 472	2 929
665 GLASSWARE	4 906	4 707	3 011	895 OFFICE, STATIONERY SUPPLS	1 780	12 492	7 988
666 POTTERY	677	1 246	800	896 WORKS OF ART, ANTIQUE ETC		70	43
667 PEARLS, PRECIOUS STONES				897 GOLD, SILVERWARE, JEWEL NES	20	4 448	2 801
671 PIG IRON, SPIEGELEISN, ETC	6 146	1 225	779	898 MUSICAL INSTRUMENTS, ETC.	2 422	8 800	5 744
672 INGOTS ETC. IRON OR STEEL	25 543	1 723	1 114	899 MISC. MANUFACTRD. GOODS NES	969	8 202	5 219
673 FLAT-ROLLED IRON ETC.	884 785	77 228	49 382	941 COMPL. IND. PLANT CHAPT 99	2 599	10 427	6 964
674 FLAT-ROLLED PLATED IRON	161 644	18 575	11 977	971 GOLD, NONMONTY EXCL. ORES		167	108
675 FLAT-ROLLED, ALLOY STEEL	170 313	34 960	21 943				
676 IRON, STL. BAR, SHAPES ETC.	96 331	15 714	10 120	BERMUDA			
677 RAILWAY TRACK IRON, STEEL	644	200	135				
678 WIRE OF IRON OR STEEL	17 289	4 997	3 189	IMPORTS	41 503	1 742	1 108
679 TUBES, PIPES, ETC. IRON, STL	125 943	24 118	15 392				
681 SILVER, PLATINUM, ETC.	4	2 036	1 354	112 ALCOHOLIC BEVERAGES	500	407	259
682 COPPER	4 870	3 817	2 465	334 PETROLEUM PRODUCTS	40 965	1 205	766
683 NICKEL	762	2 802	1 781				
684 ALUMINIUM	25 826	18 622	11 827	EXPORTS	23 667	10 485	6 709
685 LEAD	118	106	65				
689 MISC. NON-FERR. BASE METAL	77	526	331	111 NON-ALCOHOL. BEVERAGE, NES	397	59	39
691 METALLIC STRUCTURES NES	6 666	4 132	2 690	112 ALCOHOLIC BEVERAGES	10 887	1 695	1 089
692 CONTAINERS, STORAGE, TRANSP	2 541	4 903	3 205	232 SYNTHETIC RUBBER, ETC.	8 553	1 442	893
693 WIRE PRODUCTS EXCL. ELECT	4 964	11 936	7 721	553 PERFUMERY, COSMETICS, ETC.	172	113	72
694 NAILS, SCREWS, NUTS, ETC.	77 844	76 947	49 584	641 PAPER AND PAPERBOARD	924	176	114
695 TOOLS	9 445	40 903	26 250	642 PAPER, PAPERBOARD, CUT ETC	415	93	59
696 CUTLERY	1 608	4 141	2 680	655 GLASSWARE	77	144	87
697 HOUSEHOLD EQUIPMENT, NES	1 272	2 195	1 429	666 POTTERY	94	521	334
699 MANUFACTS. BASE METAL, NES	86 422	147 879	95 112	691 METALLIC STRUCTURES NES	76	59	36
700 CPL. IND. PLANT (84/85/87)	16 446	74 389	48 395	713 INTRNL. COMBUS. PSTN. ENGIN	28	184	117
711 STEAM GENER. BOILERS, ETC.	3 253	7 191	4 906	726 PRINTNG, BOOKBINDNG MACHS	11	131	84
712 STEAM TURBINES	669	12 281	7 753	728 OTH. MACH. PTS, SPCL. INDUST	726	1 778	1 218
713 INTRNL. COMBUS. PSTN. ENGIN	106 037	227 935	147 497	781 PASS. MOTOR VEHCLS. EX. BUS	85	240	158
714 ENGINES, MOTORS NON-ELECT	70	3 707	2 536	831 TRUNK, SUITCASES, BAG, ETC	7	111	70
716 ROTATING ELECTRIC PLANT	4 835	15 013	9 679	842 WOMEN, GIRL CLOTHING, X-KNIT	1	260	167
718 OTH. POWR. GENRTNG. MACHNRY	607	6 622	4 469	845 OTHR. TEXTILE APPAREL, NES	4	86	54
721 AGRIC. MACHINES, EX. TRACTR	1 580	1 929	1 241	851 FOOTWEAR	27	105	69
722 TRACTORS	50	132	91	874 MEASURE, CONTROL INSTRMNT	4	49	34
723 CIVIL ENGINEERING EQUIPT	3 904	8 826	5 817	882 PHOTO. CINEMATOGRPH. SUPPL	15	61	40
724 TEXTILE, LEATHER MACHINES	45 634	187 771	120 084	885 WATCHES AND CLOCKS	7	100	63
725 PAPER, PULP MILL MACHINES	5 907	28 090	17 826	893 ARTICLES, NES, OF PLASTICS	27	50	32
726 PRINTNG, BOOKBINDNG MACHS	16 784	87 582	56 082	895 OFFICE, STATIONERY SUPPLS	4	100	65
727 FOOD-PROCESS. MCH. NON DOM	4 020	26 099	16 721	897 GOLD, SILVERWARE, JEWEL NES	2 060	1 298	848
728 OTH. MACH. PTS, SPCL. INDUST	39 837	153 525	97 214	898 MUSICAL INSTRUMENTS, ETC.	12	57	34
731 METAL REMOVAL WORK TOOLS	12 675	51 094	32 216				
733 MACH-TOOLS, METAL-WORKING	11 488	26 802	17 064	GUATEMALA			
735 PARTS, NES, FOR MACH-TOOLS	2 363	34 160	22 028				
737 METALWORKING MACHNRY NES	5 929	25 003	15 774	IMPORTS	467 668	120 561	77 042
741 HEATING, COOLNG. EQUIP, PART	14 126	52 558	33 383				
742 PUMPS FOR LIQUIDS, PARTS	7 861	32 404	21 063	054 VEGETABLES	26 775	6 913	4 477
743 PUMPS NES, CENTRIFUGS ETC	21 023	68 687	44 229	057 FRUIT, NUTS EXCL. OIL NUTS	100 929	8 608	5 604
744 MECHANICAL HANDLING EQUIP	30 207	66 582	42 886	058 FRUIT, PRESERVED, PREPARED	4 924	902	579
745 OTH. NONELEC. MCH. TOOL, NES	12 108	74 992	48 084	061 SUGARS, MOLASSES, HONEY	9 899	2 161	1 393
746 BALL OR ROLLER BEARINGS	5 268	12 115	7 756	071 COFFEE, COFFEE SUBSTITUTE	218 872	64 304	40 948
747 TAPS, COCKS, VALVES, ETC.	6 204	45 468	29 190	075 SPICES	2 535	1 168	749



## 7 IMPORTS AND EXPORTS (SPECIAL TRADE) BY COUNTRIES OF PRODUCTION AND CONSUMPTION AND BY GROUPS OF THE SITC-REV. III 1992

GROUP DESCRIPTION	DT = 100 KG	1 000 DM	1 000 \$	GROUP DESCRIPTION	DT = 100 KG	1 000 DM	1 000 \$
121 TOBACCO, UNMANUFACTURED	17 122	14 547	9 310	723 CIVIL ENGINEERING EQUIPT	166	218	145
222 OILSEED(SFT, FIX VEG. OIL)	45 635	9 194	5 887	724 TEXTILE, LEATHER MACHINES	1 574	6 512	4 127
248 WOOD, SIMPLY WORKED	1 030	383	242	725 PAPER, PULP MILL MACHINES	132	390	245
263 COTTON	23 676	1 437	888	726 PRINTING, BOOKBINDING MACHS	1 076	6 501	4 115
292 CRUDE VEG. MATERIALS, NES	13 441	7 285	4 638	727 FOOD-PROCESS. MCH. NON DOM	395	1 624	1 089
541 MEDICINES, ETC. EXC. GRP542	52	472	308	728 OTH. MACH. PTS, SPCL INDUST	899	4 518	2 896
551 ESSENTL. OIL, PERFUME, FLAVR	55	147	95	731 METAL REMOVAL WORK TOOLS	661	243	153
598 MISC. CHEMICAL PRODS. NES	1 110	125	80	733 MACH-TOOLS, METAL-WORKING	142	586	370
658 TEXTILE ARTICLES NES	47	147	93	735 PARTS, NES, FOR MACH-TOOLS	30	161	108
665 GLASSWARE	203	120	76	737 METALWORKING MACHNRY NES	250	285	186
831 TRUNK, SUITCASES, BAG, ETC	52	265	171	741 HEATING, COOLING EQUIP, PART	842	2 661	1 731
841 MENS, BOYS CLOTHING, X-KNIT	39	197	122	742 PUMPS FOR LIQUIDS, PARTS	21	264	168
842 WOMEN, GIRL CLOTHING, X-KNIT	58	446	288	743 PUMPS NES, CENTRIFUGS ETC	309	1 184	774
843 MENS, BOYS CLOTHING, KNIT	12	52	30	744 MECHANICAL HANDLING EQUIP	438	1 537	968
845 OTHR. TEXTILE APPAREL, NES	43	123	79	745 OTH. NONELEC MCH, TOOL, NES	1 211	6 862	4 486
846 CLOTHING ACCESSRS, FABRIC	71	289	179	747 TAPS, COCKS, VALVES, ETC.	124	572	369
848 CLOTHING, NONTEXTL; HEADGEAR	20	83	53	748 TRANSMISSIONS SHAFTS ETC	215	614	389
894 BABY CARRIAGE, TOYS, GAMES	26	258	165	749 NON-ELECT MACH. PARTS, ETC	133	660	421
897 GOLD, SILVERWARE, JEWEL NES	10	68	42	751 OFFICE MACHINES	97	195	127
899 MISC MANUFACTRD GOODS NES	22	82	47	752 AUTOMATC. DATA PROC. EQUIP	73	806	526
EXPORTS	748 728	159 680	102 716	764 TELECOMM. EQUIP. PARTS NES	110	1 723	1 105
001 LIVE ANIMALS	23	315	201	771 ELECT POWER MACHNY, PARTS	275	666	422
048 CEREAL PREPARATIONS	5 002	221	140	772 ELEC. SWITCH, RELAY, CIRCUIT	663	3 576	2 334
056 VEGETABLES, PRPD, PRSVD, NES	35	59	40	773 ELECTR DISTRIB. EQPT NES	1 357	866	558
061 SUGARS, MOLASSES, HONEY	538	120	75	774 ELECTRO-MEDCL. XRAY EQUIP	26	428	272
071 COFFEE, COFFEE SUBSTITUTE	220	70	43	775 DOM. ELEC. NON-ELEC. EQUIPT	67	144	97
081 ANIMAL FEED STUFF	269	311	200	778 ELECTRIC MACH. APPART. NES	538	1 736	1 102
098 EDIBLE PROD. PREPRTNS, NES	1 150	426	270	781 PASS. MOTOR VEHCLS. EX. BUS	2 729	8 375	5 366
112 ALCOHOLIC BEVERAGES	917	263	171	784 PARTS, TRACTORS, MOTOR VEH	977	2 875	1 835
232 SYNTHETIC RUBBER, ETC.	1 281	480	301	786 TRAILERS, SEMI-TRAILER, ETC	190	144	94
266 SYNTHETIC FIBRES	180	56	36	813 LIGHTING FIXTURES ETC. NES	56	136	89
278 OTHER CRUDE MINERALS	1 113	51	31	821 FURNITURE, CUSHIONS, ETC.	823	783	502
292 CRUDE VEG. MATERIALS, NES	508	536	337	872 MEDICAL INSTRUMENTS NES	59	658	419
334 PETROLEUM PRODUCTS	1 634	253	161	874 MEASURE, CONTROL INSTRMNT	159	2 305	1 500
335 RESIDUAL PETROL. PRODUCTS	63 033	6 137	3 995	882 PHOTO. CINEMATOPH. SUPPL	366	554	355
411 ANIMAL OILS AND FATS	90	113	74	885 WATCHES AND CLOCKS	14	154	103
431 ANIMAL, VEG. FATS, OILS, NES	1 031	185	116	892 PRINTED MATTER	116	212	135
511 HYDROCARBONS, NES, DERIVTS	343	148	93	893 ARTICLES, NES, OF PLASTICS	470	579	372
512 ALCOHOL, PHENOL, ETC. DERIV	1 137	520	327	894 BABY CARRIAGE, TOYS, GAMES	21	105	66
513 CARBOXYLIC ACIDS, DERIVTS	2 611	807	520	895 OFFICE, STATIONERY SUPPLS	256	1 307	850
514 NITROGEN-FUNCT. COMPOUNDS	1 391	2 604	1 676	897 GOLD, SILVERWARE, JEWEL NES	27	540	359
515 ORGANO-INORGANIC COMPNDS	1 801	5 286	3 372	898 MUSICAL INSTRUMENTS, ETC.	94	145	96
516 OTHER ORGANIC CHEMICALS	1 153	1 298	834	899 MISC MANUFACTRD GOODS NES	332	332	206
522 INORGANIC CHEM. ELEMENTS	3 121	1 120	717	BELIZE			
523 METAL. SALTS, INORGAN. ACID	14 869	1 065	671	IMPORTS	16 793	5 415	3 461
531 SYNTH. COLOURS, LAKES, ETC.	1 547	5 561	3 559	059 FRUIT, VEGETABLE JUICES	16 544	5 302	3 387
532 DYEING, TANNING MATERIALS	2 601	427	276	EXPORTS	1 455	1 931	1 220
533 PIGMENTS, PAINTS, ETC.	3 341	2 768	1 765	591 INSECTICIDES, ETC.	154	394	250
541 MEDICINES, ETC. EXC. GRP542	609	3 532	2 279	725 PAPER, PULP MILL MACHINES	20	92	62
542 MEDICAMENTS	694	4 497	2 891	728 OTH. MACH. PTS, SPCL INDUST	296	394	244
551 ESSENTL. OIL, PERFUME, FLAVR	308	1 313	846	744 MECHANICAL HANDLING EQUIP	46	70	44
553 PERFUMERY, COSMETICS, ETC.	236	198	131	745 OTH. NONELEC MCH, TOOL, NES	58	273	173
554 SOAP, CLEANERS, POLISH, ETC	6 388	2 039	1 283	893 ARTICLES, NES, OF PLASTICS	211	81	50
562 FERTILIZER, EXCEPT GRP272	541 170	8 347	5 287	HONDURAS			
571 POLYMERS OF ETHYLENE	196	63	40	IMPORTS	1 585 918	171 173	109 431
572 POLYMERS OF STYRENE	1 700	317	201	057 FRUIT, NUTS EXCL. OIL NUTS	1 154 497	103 376	65 910
573 POLYMERS, VINYL CHLORIDE	2 327	645	418	058 FRUIT, PRESERVED, PREPARED	9 313	1 609	1 022
574 POLYACETAL, POLYCARBONATE	191	83	55	071 COFFEE, COFFEE SUBSTITUTE	169 975	42 866	27 676
575 OTH. PLASTIC, PRIMARY FORM	8 044	2 546	1 628	072 COCOA	493	97	60
581 PLASTIC TUBE, PIPE, HOSE	19	145	87	075 SPICES	441	152	96
582 PLASTIC PLATE, SHEETS, ETC	600	506	333	121 TOBACCO, UNMANUFACTURED	91	119	74
591 INSECTICIDES, ETC.	4 711	7 634	4 862	122 TOBACCO, MANUFACTURED	83	950	603
592 STARCHES, INULIN, ETC.	334	280	173	248 WOOD, SIMPLY WORKED	8 551	974	629
597 PREPRED ADDITIVES, LIQUIDS	348	140	92	287 ORE, CONCENTR. BASE METALS	203 149	9 996	6 274
598 MISC. CHEMICAL PRODS. NES	4 889	3 019	1 934	292 CRUDE VEG. MATERIALS, NES	810	583	375
621 MATERIALS OF RUBBER	54	89	56	551 ESSENTL. OIL, PERFUME, FLAVR	94	56	35
629 ARTICLES OF RUBBER, NES	125	444	281	598 MISC. CHEMICAL PRODS. NES	34 631	4 869	3 140
635 WOOD MANUFACTURES, NES	54	122	79	784 PARTS, TRACTORS, MOTOR VEH	25	262	166
641 PAPER AND PAPERBOARD	1 830	754	486	792 AIRCRAFT, ASSOC'D. EQUIPNT	3	214	133
642 PAPER, PAPERBOARD, CUT ETC	1 375	607	396	821 FURNITURE, CUSHIONS, ETC.	1 343	972	639
651 TEXTILE YARN	1 080	1 306	855	841 MENS, BOYS CLOTHING, X-KNIT	43	106	65
653 FABRICS, MAN-MADE FIBRES	42	52	35	845 OTHR. TEXTILE APPAREL, NES	1 908	3 444	2 200
657 SPECIAL YARN, TEXTL. FABRIC	595	569	375	EXPORTS	162 676	39 637	25 411
662 CLAY, REFRCT. CONSTR. MATRL	8 936	1 115	702	022 MILK AND CREAM	341	73	47
663 MINERAL MANUFACTURES, NES	996	1 079	685	098 EDIBLE PROD. PREPRTNS, NES	239	469	297
664 GLASS	5 236	447	284	112 ALCOHOLIC BEVERAGES	566	115	74
665 GLASSWARE	657	353	223	232 SYNTHETIC RUBBER, ETC.	769	267	169
666 POTTERY	28	57	37	278 OTHER CRUDE MINERALS	32 826	1 145	726
673 FLAT-ROLLED IRON ETC.	5 090	424	268	292 CRUDE VEG. MATERIALS, NES	51	61	40
674 FLAT-ROLLED PLATED IRON	7 842	1 547	991	334 PETROLEUM PRODUCTS	424	87	42
676 IRON, STL. BAR, SHAPES ETC.	473	105	64	335 RESIDUAL PETROL. PRODUCTS	2 506	261	164
678 WIRE OF IRON OR STEEL	176	54	34	511 HYDROCARBONS, NES, DERIVTS	242	46	30
679 TUBES, PIPES, ETC. IRON, STL	3 908	384	255	512 ALCOHOL, PHENOL, ETC. DERIV	111	54	33
682 COPPER	78	82	52	513 CARBOXYLIC ACIDS, DERIVTS	872	169	107
683 NICKEL	69	179	117	514 NITROGEN-FUNCT. COMPOUNDS	198	120	81
684 ALUMINIUM	394	308	196	515 ORGANO-INORGANIC COMPNDS	435	305	193
692 CONTAINERS, STORAGE, TRNSP	219	275	182	OTHER ORGANIC CHEMICALS	97	133	84
693 WIRE PRODUCTS EXCL. ELECT	217	100	64	INORGANIC CHEM. ELEMENTS	799	271	168
694 NAILS, SCREWS, NUTS, ETC.	230	223	135	METAL. SALTS, INORGAN. ACID	23 443	745	473
695 TOOLS	1 014	2 265	1 447				
696 CUTLERY	54	304	199				
697 HOUSEHOLD EQUIPMENT, NES	60	83	51				
699 MANUFACTS. BASE METAL, NES	1 119	907	567				
713 INTRNL COMBUS PSTN ENGIN	2 023	11 887	7 825				
716 ROTATING ELECTRIC PLANT	54	216	134				
718 OTH. POWR. GENRTNG. MACHNRY	200	412	259				
722 TRACTORS	944	826	545				



## 7 IMPORTS AND EXPORTS (SPECIAL TRADE) BY COUNTRIES OF PRODUCTION AND CONSUMPTION AND BY GROUPS OF THE SITC-REV. III 1992

GROUP DESCRIPTION	DT = 100 KG	1 000 DM	1 000 \$	GROUP DESCRIPTION	DT = 100 KG	1 000 DM	1 000 \$
531 SYNTH.COLOURS,LAKES,ETC.	296	1 022	654	431 ANIMAL,VEG.FATS,OILS,NES	1 692	333	213
532 DYEING,TANNING MATERIALS	3 380	413	267	511 HYDROCARBONS,NES,DERIVTS	168	62	37
533 PIGMENTS, PAINTS, ETC.	913	486	307	512 ALCOHOL, PHENOL, ETC. DERIV	567	239	149
541 MEDICINES,ETC.EXC.GRP542	364	1 967	1 240	513 CARBOXYLIC ACIDS,DERIVTS	443	221	138
542 MEDICAMENTS	364	2 068	1 322	514 NITROGEN-FUNCT.COMPOUNDS	488	1 389	882
551 ESSNTL.OIL,PERFUME,FLAVR	32	181	114	515 ORGANO-INORGANIC COMPNDS	444	6 747	4 309
553 PERFUMERY,COSMETICS,ETC.	142	136	87	516 OTHER ORGANIC CHEMICALS	583	630	392
554 SOAP,CLEANERS,POLISH,ETC	466	234	153	522 INORGANIC CHEM.ELEMENTS	1 471	408	252
562 FERTILIZER,EXCEPT GRP272	15 371	607	389	523 METAL.SALTS,INORGAN.ACID	14 917	535	336
575 OTH.PLASTIC,PRIMARY FORM	470	374	233	531 SYNTH.COLOURS,LAKES,ETC.	462	1 734	1 110
581 PLASTIC TUBE,PIPE,HOSE	49	88	58	532 DYEING,TANNING MATERIALS	1 580	237	151
591 INSECTICIDES, ETC.	2 123	4 752	3 043	533 PIGMENTS, PAINTS, ETC.	1 037	1 115	711
592 STARCHES,INULIN,ETC.	208	139	89	541 MEDICINES,ETC.EXC.GRP542	157	1 730	1 126
598 MISC.CHEMICAL PRODTS,NES	1 097	995	617	542 MEDICAMENTS	703	7 593	4 869
625 RUBBER TYRES,TUBES,ETC.	256	138	90	551 ESSNTL.OIL,PERFUME,FLAVR	286	910	582
641 PAPER AND PAPERBOARD	171	60	39	553 PERFUMERY,COSMETICS,ETC.	209	218	143
642 PAPER,PAPERBOARD,CUT ETC	191	105	67	554 SOAP,CLEANERS,POLISH,ETC	3 356	916	584
657 SPECIAL YARN,TXTL.FABRIC	169	123	79	562 FERTILIZER,EXCEPT GRP272	304	114	72
662 CLAY,REFRCT.CONSTR.MATRL	1 382	179	120	571 POLYMERS OF ETHYLENE	1 151	240	150
663 MINERAL MANUFACTURES,NES	214	207	127	572 POLYMERS OF STYRENE	2 696	996	640
665 GLASSWARE	52	63	44	573 POLYMERS,VINYL CHLORIDE	1 080	278	177
666 POTTERY	28	78	50	574 POLYACETAL,POLYCARBONATE	156	47	31
673 FLAT-ROLLED IRON ETC.	7 882	587	384	575 OTH.PLASTIC,PRIMARY FORM	2 527	1 126	726
674 FLAT-ROLLED PLATED IRON	2 381	202	127	581 PLASTIC TUBE,PIPE,HOSE	97	366	237
684 ALUMINIUM	274	189	126	582 PLASTIC PLATE,SHEETS,ETC	534	321	203
691 METALLIC STRUCTURES NES	5	58	40	583 MONOFILAMENT OF PLASTICS	50	65	40
692 CONTAINERS,STORAGE,TRNSP	83	127	79	591 INSECTICIDES, ETC.	523	1 327	838
695 TOOLS	504	861	566	592 STARCHES,INULIN,ETC.	225	145	96
696 CUTLERY	24	105	64	598 MISC.CHEMICAL PRODTS,NES	1 976	1 318	845
699 MANUFACTS.BASE METAL,NES	182	267	170	625 RUBBER TYRES,TUBES,ETC.	1 750	161	102
713 INTRNL COMBUS PSTN ENGIN	14	108	67	629 ARTICLES OF RUBBER, NES	207	377	236
722 TRACTORS	2 403	2 087	1 402	635 WOOD MANUFACTURES, NES	263	266	174
723 CIVIL ENGINEERING EQUIPT	127	89	57	641 PAPER AND PAPERBOARD	1 055	384	252
724 TEXTILE,LEATHER MACHINES	26	403	258	642 PAPER,PAPERBOARD,CUT ETC	33	96	60
725 PAPER,PULP MILL MACHINES	67	358	237	653 FABRICS,MAN-MADE FIBRES	27	87	57
726 PRINTNG,BOOKBINDNG MACHS	228	1 616	1 020	663 MINERAL MANUFACTURES,NES	1 067	805	520
727 FOOD-PROCESS.MCH.NON DOM	73	590	390	664 GLASS	448	53	35
728 OTH.MACH,PTS,SPCL INDUST	269	434	232	665 GLASSWARE	98	186	114
735 PARTS,NES,FOR MACH-TOOLS	12	183	120	666 POTTERY	20	59	36
741 HEATNG,COOLNG EQUIP,PART	207	669	440	671 PIG IRON,SPIEGELEISN,ETC	940	112	71
742 PUMPS FOR LIQUIDS,PARTS	79	241	161	673 FLAT-ROLLED IRON ETC.	15 730	1 224	765
743 PUMPS NES,CENTRIFUGS ETC	32	177	113	676 IRON,STL.BAR,SHAPES ETC.	3 412	381	237
745 OTH.NONELEC MCH,TOOL,NES	150	1 185	765	682 COPPER	358	409	267
747 TAPS,COCKS,VALVES,ETC.	6	63	37	683 NICKEL	3	46	30
748 TRANSMISSIONS SHAFTS ETC	99	651	448	684 ALUMINIUM	2 663	2 262	1 432
749 NON-ELECT MACH,PARTS,ETC	46	168	107	691 METALLIC STRUCTURES NES	74	97	63
751 OFFICE MACHINES	65	111	71	693 WIRE PRODUCTS EXCL.ELECT	176	133	87
752 AUTOMATC.DATA PROC.EQUIP	3	45	30	694 NAILS,SCREWS,NUTS,ETC.	732	515	326
764 TELECOMM.EQUIP.PARTS NES	35	1 929	1 240	695 TOOLS	624	1 196	774
772 ELEC.SWITCH.RELAY.CIRCUIT	42	461	301	696 CUTLERY	33	159	101
774 ELECTRO-MEDCL,XRAY EQUIP	2	62	41	697 HOUSEHOLD EQUIPMENT,NES	54	111	72
776 TRANSISTORS,VALVES,ETC.	1	118	74	699 MANUFACTS.BASE METAL,NES	312	479	308
778 ELECTRIC.MACH.APPART.NES	178	302	191	712 STEAM TURBINES	65	65	41
781 PASS.MOTOR VEHCLS.EX.BUS	151	727	469	713 INTRNL COMBUS PSTN ENGIN	326	403	251
784 PARTS,TRACTORS,MOTOR VEH	196	848	546	716 ROTATING ELECTRIC PLANT	26	121	78
793 SHIP,BOAT,FLOAT.STRUCTRS	53 500	2 241	1 349	718 OTH.POWR.GENRTNG.MACHNRY	4	105	66
872 MEDICAL INSTRUMENTS NES	5	87	56	722 TRACTORS	240	217	140
874 MEASURE,CONTROL INSTRMNT	34	715	463	723 CIVIL ENGINEERING EQUIPT	44	102	63
882 PHOTO.CINEMATOGRPH.SUPPL	86	202	129	724 TEXTILE,LEATHER MACHINES	632	2 907	1 876
892 PRINTED MATTER	38	41	30	725 PAPER,PULP MILL MACHINES	115	294	189
893 ARTICLES,NES,OF PLASTICS	101	208	133	726 PRINTNG,BOOKBINDNG MACHS	851	4 670	3 065
895 OFFICE,STATIONERY SUPPLS	85	320	207	727 FOOD-PROCESS.MCH.NON DOM	230	698	433
897 GOLD,SILVERWARE,JEWL NES		226	152	728 OTH.MACH,PTS,SPCL INDUST	379	2 204	1 388
899 MISC MANUFCTRD GOODS NES	34	62	38	741 HEATNG,COOLNG EQUIP,PART	75	315	197
				742 PUMPS FOR LIQUIDS,PARTS	95	343	218
				743 PUMPS NES,CENTRIFUGS ETC	79	455	290
EL SALVADOR				744 MECHANICAL HANDLING EQUIP	94	234	155
IMPORTS	298 882	79 780	51 313	745 OTH.NONELEC MCH,TOOL,NES	105	1 052	677
054 VEGETABLES	225	50	30	746 BALL OR ROLLER BEARINGS	6	50	31
057 FRUIT,NUTS EXCL.OIL NUTS	320	84	53	747 TAPS,COCKS,VALVES,ETC.	11	120	79
061 SUGARS,MOLASSES,HONEY	21 338	4 042	2 579	748 TRANSMISSIONS SHAFTS ETC	138	378	239
071 COFFEE,COFFEE SUBSTITUTE	241 173	64 141	41 293	749 NON-ELECT MACH,PARTS,ETC	68	347	221
222 OILSEED(SFT.FIX VEG.OIL)	27 469	5 659	3 625	751 OFFICE MACHINES	66	149	95
263 COTTON	1 535	273	174	752 AUTOMATC.DATA PROC.EQUIP	2	67	41
292 CRUDE VEG.MATERIALS, NES	243	355	226	764 TELECOMM.EQUIP.PARTS NES	239	4 447	2 913
598 MISC.CHEMICAL PRODTS,NES	187	100	771	771 ELECT POWER MACHNRY,PARTS	249	527	344
635 WOOD MANUFACTURES, NES	125	116	63	772 ELEC.SWITCH.RELAY.CIRCUIT	534	3 428	2 230
642 PAPER,PAPERBOARD,CUT ETC	643	605	79	773 ELECTR DISTRIBT.EQPT NES	574	409	262
651 TEXTILE YARN	3 906	1 964	388	774 ELECTRO-MEDCL,XRAY EQUIP	34	957	635
657 SPECIAL YARN,TXTL.FABRIC	57	94	1 255	778 ELECTRIC.MACH.APPART.NES	383	819	526
658 TEXTILE ARTICLES NES	217	435	58	781 PASS.MOTOR VEHCLS.EX.BUS	588	2 017	1 278
695 TOOLS	648	454	273	784 PARTS,TRACTORS,MOTOR VEH	593	1 025	662
743 PUMPS NES,CENTRIFUGS ETC	33	529	292	786 TRAILERS,SEMI-TRAILER,ETC	164	95	61
771 ELECT POWER MACHNRY,PARTS	108	162	358	813 LIGHTNG FIXTURES ETC,ETC	11	94	64
776 TRANSISTORS,VALVES,ETC.		65	108	821 FURNITURE,CUSHIONS,ETC.	27	51	33
778 ELECTRIC.MACH.APPART.NES		46	41	871 OPTICAL INSTRUMENTS,NES	3	216	133
899 MISC MANUFCTRD GOODS NES	33	84	30	872 MEDICAL INSTRUMENTS NES	53	1 912	1 226
			54	874 MEASURE,CONTROL INSTRMNT	100	1 308	846
EXPORTS	99 893	80 944	51 879	882 PHOTO.CINEMATOGRPH.SUPPL	354	823	522
061 SUGARS,MOLASSES,HONEY	888	133	88	884 OPTICAL GOODS NES		52	33
081 ANIMAL FEED STUFF	509	353	228	885 WATCHES AND CLOCKS	8	53	38
112 ALCOHOLIC BEVERAGES	423	113	72	892 PRINTED MATTER	32	68	41
232 SYNTHETIC RUBBER, ETC.	734	247	154	893 ARTICLES,NES,OF PLASTICS	278	530	336
278 OTHER CRUDE MINERALS	6 461	84	56	895 OFFICE,STATIONERY SUPPLS	110	635	403
292 CRUDE VEG.MATERIALS, NES		152	98	898 MUSICAL INSTRUMENTS,ETC.	5	135	85
334 PETROLEUM PRODUCTS	2 204	315	203	899 MISC MANUFCTRD GOODS NES	80	186	118
335 RESIDUAL PETROL.PRODUCTS	5 836	655	423	COIN NONGOLD NONCURRENT	2 218	1 769	1 091



## 7 IMPORTS AND EXPORTS (SPECIAL TRADE) BY COUNTRIES OF PRODUCTION AND CONSUMPTION AND BY GROUPS OF THE SITC-REV. III 1992

GROUP DESCRIPTION	DT = 100 KG	1 000 DM	1 000 \$	GROUP DESCRIPTION	DT = 100 KG	1 000 DM	1 000 \$
NICARAGUA				292 CRUDE VEG.MATERIALS, NES			
IMPORTS	357 327	65 167	41 724	541 MEDICINES,ETC.EXC.GRPS42	166	1 016	651
001 LIVE ANIMALS	11	335	218	551 ESSNTL.OIL,PERFUME,FLAVR	165	167	103
057 FRUIT,NUTS EXCL.OIL NUTS	178 725	16 070	10 104	553 PERFUMERY,COSMETICS,ETC.	74	227	144
071 COFFEE,COFFEE SUBSTITUTE	156 182	42 526	27 394	625 RUBBER TYRES,TUBES,ETC.	472	178	114
121 TOBACCO, UNMANUFACTURED	100	315	199	629 ARTICLES OF RUBBER, NES	804	456	291
222 OILSEED(SFT.FIX VEG.OIL)	18 246	3 502	2 241	635 WOOD MANUFACTURES, NES	261	128	79
253 COTTON	2 980	594	403	684 ALUMINIUM	2 001	871	542
292 CRUDE VEG.MATERIALS, NES	390	57	34	735 PARTS,NES,FOR MACH-TOOLS	-	-	-
541 MEDICINES,ETC.EXC.GRPS42	70	271	181	737 METALWORKING MACHNRY NES	40	1 080	695
581 PLASTIC TUBE,PIPE,HOSE	11	55	35	755 PARTS, FOR OFFICE MACHINS	9	54	37
611 LEATHER	12	434	284	771 ELECT POWER MACHNY,PARTS	3	682	436
762 RADIO-BROADCAST RECEIVER	37	179	109	772 ELEC.SWITCH.RELAY.CIRCUIT	916	4 600	2 953
831 TRUNK,SUITCASES,BAG,ETC	30	166	103	894 TRANSISTORS,VALVES,ETC.	30	115	72
881 PHOTOGRAPH APPAR.ETC.NES	1	80	51	897 BABY CARRIAGE,TOYS,GAMES	4	102	62
						47	30
EXPORTS	38 748	27 792	17 655	EXPORTS			
048 CEREAL PREPARATIONS	19 115	1 638	989	001 LIVE ANIMALS	3	58	37
112 ALCOHOLIC BEVERAGES	243	149	97	071 COFFEE,COFFEE SUBSTITUTE	327	130	80
274 SULPHUR,UNRSTD.IRON PYRS	3 140	146	92	081 ANIMAL FEED STUFF	1 050	468	303
395 RESIDUAL PETROL.PRODUCTS	491	51	33	098 EDIBLE PROD.PREPRNTS,NES	111	56	37
513 CARBOXYLIC ACIDS,DERIVTS	282	91	60	112 ALCOHOLIC BEVERAGES	348	127	84
515 ORGANO-INORGANIC COMPNOS	396	237	151	232 SYNTHETIC RUBBER, ETC.	559	175	110
522 INORGANIC CHEM.ELEMENTS	613	214	137	278 OTHER CRUDE MINERALS	1 669	78	48
523 METAL.SALTS,INORGAN.ACID	1 564	60	37	292 CRUDE VEG.MATERIALS, NES	143	141	88
533 PIGMENTS, PAINTS, ETC.	132	103	63	334 PETROLEUM PRODUCTS	1 017	151	100
541 MEDICINES,ETC.EXC.GRPS42	136	654	410	335 RESIDUAL PETROL.PRODUCTS	15 846	1 532	994
542 MEDICAMENTS	454	1 171	761	431 ANIMAL,VEG.FATS,OILS,NES	884	192	123
554 SOAP,CLEANERS,POLISH,ETC	314	88	53	511 HYDROCARBONS,NES,DERIVTS	1 257	181	113
562 FERTILIZER,EXCEPT GRP272	201	314	189	512 ALCOHOL,PHENOL,ETC.DERIV	1 437	739	469
573 POLYMERS,VINYL CHLORIDE	400	163	104	513 CARBOXYLIC ACIDS,DERIVTS	3 540	610	392
575 OTH.PLASTIC,PRIMARY FORM	96	64	40	514 NITROGEN-FUNCT.COMPOUNDS	599	563	350
581 PLASTIC TUBE,PIPE,HOSE	90	61	38	515 ORGANO-INORGANIC COMPNDS	539	871	554
591 INSECTICIDES, ETC.	315	895	576	516 OTHER ORGANIC CHEMICALS	256	206	131
598 MISC.CHEMICAL PRODTS,NES	421	433	273	522 INORGANIC CHEM.ELEMENTS	7 568	1 917	1 231
629 ARTICLES OF RUBBER, NES	12	47	30	523 METAL.SALTS,INORGAN.ACID	28 753	1 763	1 140
641 PAPER AND PAPERBOARD	352	58	39	524 OTHER CHEMICAL COMPOUNDS	199	124	78
642 PAPER,PAPERBOARD,CUT ETC	98	123	77	531 SYNTH.COLOURS,LAKES,ETC.	275	853	547
663 MINERAL MANUFACTURES,NES	94	266	164	532 DYEING,TANNING MATERIALS	2 892	432	276
664 GLASS	392	58	37	533 PIGMENTS, PAINTS, ETC.	3 976	1 845	1 178
674 FLAT-ROLLED PLATED IRON	1 874	188	125	541 MEDICINES,ETC.EXC.GRPS42	164	1 024	660
679 TUBES,PIPES,ETC.IRON,STL	251	103	62	542 MEDICAMENTS	487	2 502	1 611
695 TOOLS	144	409	253	551 ESSNTL.OIL,PERFUME,FLAVR	460	1 136	730
699 MANUFACTS.BASE METAL,NES	53	140	86	553 PERFUMERY,COSMETICS,ETC.	49	139	91
712 STEAM TURBINES	4	71	43	554 SOAP,CLEANERS,POLISH,ETC	4 492	1 512	974
716 ROTATING ELECTRIC PLANT	23	94	61	562 FERTILIZER,EXCEPT GRP272	571	448	284
723 CIVIL ENGINEERING EQUIPT	121	103	69	572 POLYMERS OF STYRENE	3 897	793	503
724 TEXTILE,LEATHER MACHINES	4	58	35	573 POLYMERS,VINYL CHLORIDE	733	189	125
726 PAPER,PULP MILL MACHINES	59	292	200	574 POLYACETAL,POLYCARBONATE	688	321	198
725 PRINTNG,BOOKBINDNG MACHS	68	955	647	575 OTH.PLASTIC,PRIMARY FORM	25 885	2 977	1 905
727 FOOD-PROCESS.MCH.NON DOM	35	240	154	581 PLASTIC TUBE,PIPE,HOSE	286	1 010	642
728 OTH.MACH,PTS,SPCL INDUST	83	424	272	582 PLASTIC PLATE,SHEETS,ETC	3 039	3 037	1 962
731 METAL REMOVAL WORK TOOLS	47	90	60	583 MONOFILAMENT OF PLASTICS	21	47	31
741 HEATING,COOLNG EQUIP,PART	429	1 417	932	591 INSECTICIDES, ETC.	5 439	12 262	7 825
742 PUMPS FOR LIQUIDS,PARTS	9	145	95	592 STARCHES,INULIN,ETC.	541	582	378
743 PUMPS NES,CENTRIFUGS ETC	34	244	157	597 PREPRO ADDITIVES,LIQUIDS	759	186	117
744 MECHANICAL HANDLING EQUIP	81	243	159	598 MISC.CHEMICAL PRODTS,NES	5 398	2 873	1 850
745 OTH.NONELEC MCH,TOOL,NES	44	306	196	621 MATERIALS OF RUBBER	134	81	52
748 TRANSMISSIONS SHAFTS ETC	17	103	69	625 RUBBER TYRES,TUBES,ETC.	91	83	50
749 NON-ELECT MACH.PARTS,ETC	9	86	53	629 ARTICLES OF RUBBER, NES	194	562	360
752 AUTOMATC.DATA PROC.EQUIP	1	74	48	641 PAPER AND PAPERBOARD	826	466	302
759 PARTS,FOR OFFICE MACHINS	1	69	43	642 PAPER,PAPERBOARD,CUT ETC	544	246	160
764 TELECOMM.EQUIP.PARTS NES	190	3 463	2 204	651 TEXTILE YARN	225	200	128
771 ELECT POWER MACHNY,PARTS	78	387	243	657 SPECIAL YARN,TXTL.FABRIC	240	322	206
772 ELEC.SWITCH.RELAY.CIRCUIT	137	1 533	953	662 CLAY,REFRCT.CONSTR.MATRL	1 952	305	194
773 ELECTR DISTRIBT.EQPT NES	1 651	2 112	1 318	663 MINERAL MANUFACTURES,NES	1 060	1 067	680
774 ELECTRO-MEDCL.XRAY EQUIP	8	137	84	664 GLASS	773	124	81
778 ELECTRIC.MACH.APPART,NES	220	652	406	665 GLASSWARE	240	291	184
781 PASS.MOTOR VEHCLS,EX.BUS	90	266	172	673 FLAT-ROLLED IRON ETC.	9 502	723	471
782 GOODS,SPCL TRANSPORT VEH	104	56	39	674 FLAT-ROLLED PLATED IRON	36 249	4 562	2 905
784 PARTS,TRACTORS,MOTOR VEH	32	84	52	676 IRON,STL.BAR,SHAPES ETC.	367	135	87
786 TRAILERS,SEMI-TRAILR,ETC	48	99	61	678 WIRE OF IRON OR STEEL	134	76	48
821 FURNITURE,CUSHIONS,ETC.	154	187	114	682 COPPER	109	141	90
871 OPTICAL INSTRUMENTS,NES	3	51	32	683 NICKEL	6	90	58
872 MEDICAL INSTRUMENTS NES	4	94	59	684 ALUMINIUM	525	822	518
874 MEASURE,CONTROL INSTRMNT	128	984	628	691 METALLIC STRUCTURES NES	47	76	46
881 PHOTOGRAPH APPAR.ETC.NES	9	214	140	693 WIRE PRODUCTS EXCL.ELECT	238	149	98
882 PHOTO.CINEMATOGRPH.SUPPL	11	50	32	694 NAILS,SCREWS,NUTS,ETC.	488	391	249
885 WATCHES AND CLOCKS		246	148	695 TOOLS	769	1 870	1 200
892 PRINTED MATTER	19	932	590	696 CUTLERY	36	201	127
893 ARTICLES,NES,OF PLASTICS	34	91	55	697 HOUSEHOLD EQUIPMENT,NES	42	107	68
895 OFFICE,STATIONERY SUPPLS	25	162	106	699 MANUFACTS.BASE METAL,NES	699	935	594
				713 INTRNL COMBUS PSTN ENGIN	340	584	379
COSTA RICA				716 ROTATING ELECTRIC PLANT	139	923	609
IMPORTS	2 952 123	344 812	220 533	722 TRACTORS	507	489	307
054 VEGETABLES	413	89	51	723 CIVIL ENGINEERING EQUIPT	182	171	103
057 FRUIT,NUTS EXCL.OIL NUTS	2 676 009	243 316	155 891	724 TEXTILE,LEATHER MACHINES	86	954	617
058 FRUIT,PRESERVED,PREPARED	24 591	3 987	2 563	725 PAPER,PULP MILL MACHINES	24	162	108
059 FRUIT, VEGETABLE JUICES	5 377	1 431	918	726 PRINTNG,BOOKBINDNG MACHS	693	3 904	2 527
071 COFFEE,COFFEE SUBSTITUTE	175 866	50 463	32 067	727 FOOD-PROCESS.MCH.NON DOM	2 051	1 748	1 127
072 COCOA	1 122	341	221	728 OTH.MACH,PTS,SPCL INDUST	750	2 597	1 664
075 SPICES	574	149	92	731 METAL REMOVAL WORK TOOLS	119	251	161
248 WOOD, SIMPLY WORKED	168	51	34	733 MACH-TOOLS,METAL-WORKING	141	423	268
291 CRUDE ANIMAL MATERLS,NES	7 510	525	335	735 PARTS,NES,FOR MACH-TOOLS	33	324	209
				737 METALWORKING MACHNRY NES	8	45	30
				741 HEATING,COOLNG EQUIP,PART	366	1 658	1 060
				742 PUMPS FOR LIQUIDS,PARTS	42	203	129



GROUP DESCRIPTION	DT = 100 KG	1 000 DM	1 000 \$	GROUP DESCRIPTION	DT = 100 KG	1 000 DM	1 000 \$
743 PUMPS,NES,CENTRIFUGS ETC	340	1 102	718	591 INSECTICIDES, ETC.	883	1 911	1 250
744 MECHANICAL HANDLING EQUIP	529	514	325	592 STARCHES, INULIN, ETC.	297	158	106
745 OTH. NONELEC MCH, TOOL, NES	400	2 946	1 900	597 PREPRD ADDITIVES, LIQUIDS	443	123	77
746 BALL OR ROLLER BEARINGS	27	80	53	598 MISC. CHEMICAL PRODS, NES	802	883	579
747 TAPS, COCKS, VALVES, ETC.	49	294	188	625 RUBBER TYRES, TUBES, ETC.	318	51	32
748 TRANSMISSIONS SHAFTS ETC	142	423	270	629 ARTICLES OF RUBBER, NES	2	106	337
749 NON-ELECT MACH. PARTS, ETC	98	374	239	641 PAPER AND PAPERBOARD	2 935	891	568
751 OFFICE MACHINES	42	254	163	642 PAPER, PAPERBOARD, CUT ETC	657	390	260
752 AUTOMATC. DATA PROC. EQUIP	5	295	192	651 TEXTILE YARN	91	71	48
759 PARTS, FOR OFFICE MACHINS	6	239	156	652 COTTON FABRICS, WOVEN	61	108	69
764 TELECOMM. EQUIP. PARTS NES	243	1 392	896	657 SPECIAL YARN, TXTL. FABRIC	232	360	240
771 ELECT POWER MACHNY, PARTS	212	628	407	662 CLAY, REFRCT, CNSTR. MATRL	893	105	72
772 ELEC. SWITCH, RELAY, CIRCUIT	619	6 258	4 048	663 MINERAL MANUFACTURES, NES	90	125	82
773 ELECTR DISTRIB. EQPT NES	1 015	609	390	664 GLASS	1 301	146	89
774 ELECTRO-MEDCL, XRAY EQUIP	26	520	331	665 GLASSWARE	593	678	434
775 DOM. ELEC, NON-ELEC. EQUIPT	38	153	100	666 POTTERY	164	719	465
778 ELECTRIC MACH. APPART. NES	453	1 680	1 076	674 FLAT-ROLLED PLATED IRON	18 201	3 193	2 060
781 PASS. MOTOR VEHCLS. EX. BUS	2 666	6 461	4 161	675 FLAT-ROLLED, ALLOY STEEL	100	107	64
783 ROAD MOTOR VEHICLES NES	327	62	39	676 IRON, STL, BAR, SHAPES ETC.	5 124	278	187
784 PARTS, TRACTORS, MOTOR VEH	950	3 211	2 065	679 TUBES, PIPES, ETC. IRON, STL	68	113	76
785 CYCLES, MOTORCYCLES ETC.	39	134	85	684 ALUMINIUM	128	263	165
842 WOMEN, GIRL CLOTHING, X-KNIT		89	59	691 METALLIC STRUCTURES NES	1 298	504	325
844 WOMEN, GIRLS CLOTHING, KNIT	8	137	85	693 WIRE PRODUCTS EXCL. ELECT	598	196	126
871 OPTICAL INSTRUMENTS, NES	3	124	79	694 NAILS, SCREWS, NUTS, ETC.	378	244	153
872 MEDICAL INSTRUMENTS NES	47	1 501	970	695 TOOLS	504	1 412	906
873 METERS, COUNTERS, NES	1	66	42	696 CUTLERY	84	324	206
874 MEASURE, CONTROL INSTRMNT	100	3 287	2 083	699 MANUFACTS. BASE METAL, NES	839	758	491
881 PHOTOGRAPH APPAR. ETC. NES	147	2 159	1 403	711 STEAM GENER. BOILERS, ETC.	15	73	50
882 PHOTO. CINEMATOGRPH. SUPPL	549	1 410	920	712 STEAM TURBINES	3	61	40
885 WATCHES AND CLOCKS	4	108	73	713 INTRNL COMBUS PSTN ENGIN	383	1 696	1 101
891 ARMS AND AMMUNITION	4	76	49	716 ROTATING ELECTRIC PLANT	28	111	71
892 PRINTED MATTER	219	470	297	722 TRACTORS	585	507	328
893 ARTICLES, NES, OF PLASTICS	237	588	382	724 TEXTILE, LEATHER MACHINES	3	84	53
894 BABY CARRIAGE, TOYS, GAMES	34	89	60	725 PAPER, PULP MILL MACHINES	102	327	209
895 OFFICE, STATIONERY SUPPLS	194	742	483	726 PRINTNG, BOOKBINDNG MACHS	85	624	408
898 MUSICAL INSTRUMENTS, ETC.	15	145	99	727 FOOD-PROCESS. MCH. NON DOM	371	1 261	820
899 MISC MANUFCTRD GOODS NES	152	364	236	728 OTH. MACH. PTS, SPCL INDUST	490	1 558	990
961 COIN NONGOLD NONCURRENT	650	388	254	731 METAL REMOVAL WORK TOOLS	13	156	99
				733 MACH-TOOLS, METAL-WORKING	176	467	299
PANAMA				735 PARTS, NES, FOR MACH-TOOLS	11	187	125
IMPORTS	3 033 886	302 042	192 901	741 HEATING, COOLNG EQUIP, PART	380	1 240	798
034 FISH, FRESH, CHILLED, FROZN	865	588	372	742 PUMPS FOR LIQUIDS, PARTS	50	272	176
036 CRUSTACEANS, MOLLUSCS ETC	210	263	167	743 PUMPS NES, CENTRIFUGS ETC	122	606	393
057 FRUIT, NUTS EXCL. OIL NUTS	2 806 325	252 794	161 946	744 MECHANICAL HANDLING EQUIP	40	195	124
058 FRUIT, PRESERVED, PREPARED	27 033	3 896	2 447	745 OTH. NONELEC MCH, TOOL, NES	165	1 373	891
071 COFFEE, COFFEE SUBSTITUTE	6 622	1 852	1 150	746 BALL OR ROLLER BEARINGS	28	129	80
121 TOBACCO, UNMANUFACTURED	1 473	1 394	911				



7 IMPORTS AND EXPORTS (SPECIAL TRADE) BY COUNTRIES OF PRODUCTION AND CONSUMPTION AND BY GROUPS OF THE SITC-REV. III 1992

GROUP DESCRIPTION	DT = 100 KG	1 000 DM	1 000 \$	GROUP DESCRIPTION	DT = 100 KG	1 000 DM	1 000 \$
512 ALCOHOL, PHENOL, ETC. DERIV	25 341	1 375	870	775 DOM. ELEC. NON-ELEC. EQUIPT	199	455	288
652 COTTON FABRICS, WOVEN	92	58	37	776 TRANSISTORS, VALVES, ETC.	47	30	30
672 INGOTS ETC. IRON OR STEEL	1 849	340	235	778 ELECTRIC. MACH. APPART. NES	705	651	408
874 MEASURE, CONTROL INSTRMNT	2	89	57	781 PASS. MOTOR VEHCLS. EX. BUS	271	817	507
896 WORKS OF ART, ANTIQUE ETC	208	1 326	845	784 PARTS, TRACTORS, MOTOR VEH	195	727	457
961 COIN NONGOLD NONCURRENT	14	1 690	1 076	831 TRUNK, SUITCASES, BAG, ETC	8	103	61
971 GOLD, NONMONTY EXCL ORES	12	10 269	6 529	842 WOMEN, GIRL CLOTHING, X-KNIT	5	64	35
				845 OTHR. TEXTILE APPAREL, NES	28	396	262
EXPORTS	528 003	93 090	59 356	848 CLOTHING, NONTEXTL; HEADGEAR	3	71	42
017 MEAT, OFFL. PRPD, PRSVD, NES	406	237	155	851 FOOTWEAR	37	224	136
024 CHEESE AND CURD	750	293	198	871 OPTICAL INSTRUMENTS, NES	10	577	372
046 MEAL, FLOUR OF WHEAT, MSLN	223 072	6 399	3 960	872 MEDICAL INSTRUMENTS NES	299	1 798	1 161
048 CEREAL PREPARATIONS	243	216	136	873 METERS, COUNTERS, NES	11	155	97
056 VEGETABLES, PRPD, PRSVD, NES	1 008	275	179	874 MEASURE, CONTROL INSTRMNT	79	2 568	1 618
061 SUGARS, MOLASSES, HONEY	505	101	62	881 PHOTOGRAPH APPAR. ETC. NES	5	75	49
098 EDIBLE PROD. PREPRTNS, NES	56	58	38	882 PHOTO. CINEMATOGPH. SUPPL	489	281	187
112 ALCOHOLIC BEVERAGES	21 894	2 732	1 736	884 OPTICAL GOODS NES	38	87	53
232 SYNTHETIC RUBBER, ETC.	379	169	108	892 PRINTED MATTER	38	55	37
273 STONE, SAND AND GRAVEL	3 330	172	108	893 ARTICLES, NES, OF PLASTICS	129	286	184
278 OTHER CRUDE MINERALS	792	47	30	895 OFFICE, STATIONERY SUPPLS	2	49	31
292 CRUDE VEG. MATERIALS, NES	204	188	127	898 MUSICAL INSTRUMENTS, ETC.	5	185	124
334 PETROLEUM PRODUCTS	18 010	1 333	844	899 MISC MANUFCTRD GOODS NES	65	409	271
335 RESIDUAL PETROL. PRODUCTS	1 192	162	110	961 COIN NONGOLD NONCURRENT	113	73	73
342 LIQUEFIED PROPANE, BUTANE	89 746	2 181	1 373	ST CHRISTOPH			
431 ANIMAL, VEG. FATS, OILS, NES	224	52	33	IMPORTS	15	60	39
511 HYDROCARBONS, NES, DERIVTS	312	52	33				
512 ALCOHOL, PHENOL, ETC. DERIV	653	193	122	894 BABY CARRIAGE, TOYS, GAMES	15	58	39
513 CARBOXYLIC ACIDS, DERIVTS	6 095	956	597	EXPORTS	59	109	71
514 NITROGEN-FUNCT. COMPOUNDS	332	155	96				
515 ORGANO-INORGANIC COMPNDS	92	374	238				
516 OTHER ORGANIC CHEMICALS	10 411	1 172	771	HAITI			
522 INORGANIC CHEM. ELEMENTS	1 436	341	223	IMPORTS	39 779	11 528	7 417
523 METAL. SALTS, INORGAN. ACID	1 320	267	163				
531 SYNTH. COLOURS, LAKES, ETC.	228	692	440	058 FRUIT, PRESERVED, PREPARED	6 355	908	582
533 PIGMENTS, PAINTS, ETC.	3 185	1 133	748	071 COFFEE, COFFEE SUBSTITUTE	3 931	1 139	735
541 MEDICINES, ETC. EXC. GRP542	48	547	352	072 COCOA	24 830	4 298	2 779
542 MEDICAMENTS	345	984	648	075 SPICES	421	59	38
553 PERFUMERY, COSMETICS, ETC.	270	144	92	292 CRUDE VEG. MATERIALS, NES	625	271	172
554 SOAP, CLEANERS, POLISH, ETC	1 412	414	264	551 ESSNTL. OIL, PERFUME, FLAVR	45	349	224
562 FERTILIZER, EXCEPT GRP272	80 025	2 198	1 518	552 SPECIAL YARN, TXTL. FABRIC	675	70	43
574 POLYACETAL, POLYCARBONATE	689	223	143	553 HOUSEHOLD EQUIPMENT, NES	222	468	294
575 OTH. PLASTIC, PRIMARY FORM	2 128	657	417	821 FURNITURE, CUSHIONS, ETC.	102	125	82
582 PLASTIC PLATE, SHEETS, ETC	37	205	127	841 MENS, BOYS CLOTHING, X-KNIT	756	1 272	800
591 INSECTICIDES, ETC.	1 128	1 862	1 216	842 WOMEN, GIRL CLOTHING, X-KNIT	27	80	49
592 STARCHES, INULIN, ETC.	364	116	78	845 CLOTHING ACCESSRS, FABRIC	307	979	616
598 MISC. CHEMICAL PRODTs. NES	4 569	1 669	1 071	896 WORKS OF ART, ANTIQUE ETC	930	622	400
621 MATERIALS OF RUBBER	54	84	55	899 MISC MANUFCTRD GOODS NES	263	271	180
629 ARTICLES OF RUBBER, NES	62	181	116	EXPORTS	82 796	16 553	10 577
635 WOOD MANUFACTURES, NES	128	233	158				
641 PAPER AND PAPERBOARD	1 259	329	212	022 MILK AND CREAM	21 612	4 549	2 886
642 PAPER, PAPERBOARD, CUT ETC	108	200	125	048 CEREAL PREPARATIONS	14 057	1 218	782
651 TEXTILE YARN	60	97	59	061 SUGARS, MOLASSES, HONEY	6 936	338	214
657 SPECIAL YARN, TXTL. FABRIC	854	600	395	098 EDIBLE PROD. PREPRTNS, NES	11	82	52
662 CLAY, REFRACT. CONSTR. MATRL	4 544	644	407	112 ALCOHOLIC BEVERAGES	1 601	242	154
663 MINERAL MANUFACTURES, NES	324	665	440	232 SYNTHETIC RUBBER, ETC.	96	48	30
664 GLASS	295	106	69	257 OTHER MAN-MADE FIBRES	571	330	227
665 GLASSWARE	22	140	88	335 RESIDUAL PETROL. PRODUCTS	3 935	567	362
666 POTTERY	198	250	168	512 ALCOHOL, PHENOL, ETC. DERIV	112	54	34
673 FLAT-ROLLED IRON ETC.	13 729	1 178	744	513 CARBOXYLIC ACIDS, DERIVTS	75	54	36
674 FLAT-ROLLED PLATED IRON	450	48	30	515 ORGANO-INORGANIC COMPNDS	25	117	74
675 FLAT-ROLLED, ALLOY STEEL	7 133	937	578	522 INORGANIC CHEM. ELEMENTS	1 219	225	146
676 IRON, STL. BAR, SHAPES ETC.	6 519	935	599	523 METAL. SALTS, INORGAN. ACID	5 193	233	147
678 WIRE OF IRON OR STEEL	1 094	229	147	533 PIGMENTS, PAINTS, ETC.	758	360	237
679 TUBES, PIPES, ETC. IRON, STL	2 044	463	286	541 MEDICINES, ETC. EXC. GRP542	107	422	274
682 COPPER	77	74	48	542 MEDICAMENTS	175	553	355
683 NICKEL	161	458	295	553 PERFUMERY, COSMETICS, ETC.	110	248	155
684 ALUMINIUM	830	1 185	758	554 SOAP, CLEANERS, POLISH, ETC	388	129	82
689 MISC. NON-FERR. BASE METAL	4	62	39	573 POLYMERS, VINYL CHLORIDE	983	295	182
691 METALLIC STRUCTURES NES	45	150	91	575 OTH. PLASTIC, PRIMARY FORM	552	141	90
692 CONTAINERS, STORAGE, TRNSP	5	47	30	583 MONOFILAMENT OF PLASTICS	108	162	99
693 WIRE PRODUCTS EXCL. ELECT	123	305	191	591 INSECTICIDES, ETC.	30	143	93
695 TOOLS	80	247	149	592 STARCHES, INULIN, ETC.	298	81	52
697 HOUSEHOLD EQUIPMENT, NES	113	179	114	598 MISC. CHEMICAL PRODTs. NES	315	101	63
699 MANUFACT. BASE METAL, NES	329	727	482	611 LEATHER	15	48	33
712 STEAM TURBINES	861	2 483	1 593	641 PAPER AND PAPERBOARD	1 343	188	121
713 INTRNL COMBUS PSTN ENGIN	56	173	109	651 TEXTILE YARN	30	168	105
716 ROTATING ELECTRIC PLANT	197	487	321	662 CLAY, REFRACT. CONSTR. MATRL	786	87	56
723 CIVIL ENGINEERING EQUIPT	12	78	48	663 MINERAL MANUFACTURES, NES	144	99	67
724 TEXTILE, LEATHER MACHINES	75	594	396	664 GLASS	1 202	173	114
726 PRINTNG, BOOKBINDNG MACHS	5	56	36	665 GLASSWARE	655	164	103
727 FOOD-PROCESS. MCH. NON DOM	52	208	127	673 FLAT-ROLLED IRON ETC.	12 343	1 349	857
728 OTH. MACH, PTS, SPCL INDUST	711	7 809	4 910	674 FLAT-ROLLED PLATED IRON	1 082	78	51
731 METAL REMOVAL WORK TOOLS	88	771	480	684 ALUMINIUM	22	76	48
735 PARTS, NES, FOR MACH-TOOLS	4	92	62	693 WIRE PRODUCTS EXCL. ELECT	131	78	49
737 METALWORKING MACHNRY NES	47	160	105	694 NAILS, SCREWS, NUTS, ETC.	225	126	82
741 HEATING, COOLING EQUIP, PART	726	6 175	3 874	695 TOOLS	76	123	79
742 PUMPS FOR LIQUIDS, PARTS	109	681	433	696 CUTLERY	36	81	51
743 PUMPS NES, CENTRIFUGS ETC	775	7 917	5 036	699 MANUFACT. BASE METAL, NES	239	308	203
745 OTH. NONELEC MCH, TOOL, NES	565	8 339	5 301	726 PRINTNG, BOOKBINDNG MACHS	12	81	50
747 TAPS, COCKS, VALVES, ETC.	28	197	126	728 OTH. MACH, PTS, SPCL INDUST	5	61	38
748 TRANSMISSIONS SHAFTS ETC	14	166	106	741 HEATING, COOLNG EQUIP, PART	84	126	79
749 NON-ELECT MACH. PARTS, ETC	41	193	123	772 ELEC. SWITCH, RELAY, CIRCUIT	13	124	75
752 AUTOMATIC DATA PROC. EQUIP	2	103	64	778 ELECTRIC. MACH. APPART. NES	356	239	156
761 TELEVISION RECEIVERS ETC	4	65	41	784 PARTS, TRACTORS, MOTOR VEH	43	194	124
771 ELECT POWER MACHNY, PARTS	39	180	123	872 MEDICAL INSTRUMENTS NES	29	43	30
772 ELEC. SWITCH, RELAY, CIRCUIT	118	604	393				
773 ELECTRO-DISTRIB. EQPT NES	125	97	65				
774 ELECTRO-MEDCL, XRAY EQUIP	12	1 211	793				



## 7 IMPORTS AND EXPORTS (SPECIAL TRADE) BY COUNTRIES OF PRODUCTION AND CONSUMPTION AND BY GROUPS OF THE SITC-REV. III 1992

GROUP DESCRIPTION	DT = 100 KG	1 000 DM	1 000 \$	GROUP DESCRIPTION	DT = 100 KG	1 000 DM	1 000 \$
882 PHOTO.CINEMATOGRPH.SUPPL	52	88	58	022 MILK AND CREAM	1 500	432	267
893 ARTICLES,NES,OF PLASTICS	43	120	78	048 CEREAL PREPARATIONS	13 463	822	527
895 OFFICE,STATIONERY SUPPLS	23	63	35	061 SUGARS,MOLASSES,HONEY	2 381	113	72
897 GOLD,SILVERWARE,JEWEL NES	2	250	164	081 ANIMAL FEED STUFF	206	394	256
899 MISC MANUFCTRD GOODS NES	42	92	58	098 EDIBLE PROD.PREPRTRS,NES	308	217	144
BAHAMAS				111 NON-ALCOHOL.BEVERAGE,NES	288	146	95
IMPORTS	118 390	36 992	23 179	112 ALCOHOLIC BEVERAGES	1 665	324	216
036 CRUSTACEANS,MOLLUSCS ETC	34	158	100	267 OTHER MAN-MADE FIBRES	407	240	146
112 ALCOHOLIC BEVERAGES	11 581	9 267	5 870	292 CRUDE VEG.MATERIALS, NES	175	199	123
292 CRUDE VEG.MATERIALS, NES	72	129	83	334 PETROLEUM PRODUCTS	1 487	188	119
515 ORGANO-INORGANIC COMPNDS		126	84	335 RESIDUAL PETROL.PRODUCTS	49 979	4 807	3 111
541 MEDICINES,ETC.EXC.GRP542	2	4 866	3 185	421 FIXED VEG.FAT,OILS, SOFT	73 500	4 816	2 899
786 TRAILERS,SEMI-TRAILR,ETC	860	93	58	512 ALCOHOL,PHENOL,ETC.DERIV	2 848	549	355
793 SHIP,BOAT,FLOAT.STRUCTRS	104 490	22 000	13 576	513 CARBOXYLIC ACIDS,DERIVTS	5 849	934	591
EXPORTS	150 897	44 468	27 859	514 NITROGEN-FUNCT.COMPOUNDS	240	377	240
022 MILK AND CREAM	4 821	542	346	515 ORGANO-INORGANIC COMPNDS	250	393	251
024 CHEESE AND CURD	287	119	79	516 OTHER ORGANIC CHEMICALS	141	251	161
048 CEREAL PREPARATIONS	2 100	108	69	522 INORGANIC CHEM.ELEMENTS	1 529	424	267
061 SUGARS,MOLASSES,HONEY	5 845	337	213	523 METAL. SALTS, INORGAN. ACID	15 099	940	588
111 NON-ALCOHOL.BEVERAGE,NES	447	72	43	524 OTHER CHEMICAL COMPOUNDS	21	78	49
112 ALCOHOLIC BEVERAGES	19 826	2 733	1 746	531 SYNTH.COLOURS,LAKES,ETC.	459	1 379	870
515 ORGANO-INORGANIC COMPNDS	220	2 272	1 435	532 DYEING, TANNING MATERIALS	2 100	602	389
516 OTHER ORGANIC CHEMICALS	614	879	568	533 PIGMENTS, PAINTS, ETC.	1 709	837	532
541 MEDICINES,ETC.EXC.GRP542	4	97	59	541 MEDICINES,ETC.EXC.GRP542	256	1 400	909
542 MEDICAMENTS	11	127	79	542 MEDICAMENTS	539	2 802	1 796
553 PERFUMERY,COSMETICS,ETC.	145	2 814	1 827	551 ESSNTL.OIL, PERFUME,FLAVR	483	865	552
582 PLASTIC PLATE,SHEETS,ETC	24	67	44	553 PERFUMERY,COSMETICS,ETC.	63	80	51
591 INSECTICIDES, ETC.	11	109	75	554 SOAP,CLEANERS,POLISH,ETC	4 566	838	542
635 WOOD MANUFACTURES, NES	9	71	47	562 FERTILIZER,EXCEPT GRP272	202	114	71
651 TEXTILE YARN	23	55	35	571 POLYMERS OF ETHYLENE	2 210	544	349
665 GLASSWARE	88	138	89	572 POLYMERS OF STYRENE	450	75	48
666 POTTERY	54	438	274	573 POLYMERS,VINYL CHLORIDE	1 150	252	159
677 RAILWAY TRACK IRON,STEEL	1 568	218	136	574 POLYACETAL,POLYCARBONATE	977	250	159
684 ALUMINIUM	25	144	99	575 OTH.PLASTIC,PRIMARY FORM	6 423	1 742	1 111
692 CONTAINERS,STORAGE,TRNSP	444	386	237	581 PLASTIC TUBE,PIPE,HOSE	118	228	144
699 MANUFACTS.BASE METAL,NES	117	128	80	582 PLASTIC PLATE,SHEETS,ETC	194	167	108
713 INTRNL COMBUS PSTN ENGIN	18	61	40	591 INSECTICIDES, ETC.	1 963	3 543	2 273
726 PRINTNG,BOOKBINDNG MACHS	15	57	37	592 STARCHES,INULIN,ETC.	564	265	171
727 FOOD-PROCESS.MCH.NON DOM	9	49	30	597 PREPRD ADDITIVES,LIQUIDS	211	46	30
741 HEATNG,COOLNG EQUIP,PART	45	143	97	598 MISC.CHEMICAL PRODS,NES	1 574	1 333	865
751 OFFICE MACHINES	22	158	106	625 RUBBER TYRES,TUBES,ETC.	1 305	254	157
752 AUTOMATC.DATA PROC.EQUIP	21	206	132	629 ARTICLES OF RUBBER, NES	1 50	129	82
762 RADIO-BROADCAST RECEIVER	9	255	165	641 PAPER AND PAPERBOARD	1 257	512	335
773 ELECTR.DISTRIB.EQPT NES	3	45	30	642 PAPER,PAPERBOARD,CUT ETC	220	103	66
775 DOM.ELEC.NON-ELEC.EQUIPT	28	432	274	651 TEXTILE YARN	163	101	68
781 PASS.MOTOR VEHCLS.EX.BUS	172	233	151	657 SPECIAL YARN,TXTL.FABRIC	111	160	106
784 PARTS,TRACTORS,MOTOR VEH	57	235	151	658 TEXTILE ARTICLES NES	168	84	55
793 SHIP,BOAT,FLOAT.STRUCTRS	112 490	27 800	17 168	662 CLAY,REFRCT.CONSTR.MATRL	1 888	390	261
821 FURNITURE,CUSHIONS,ETC.	148	410	267	663 MINERAL MANUFACTURES,NES	1 946	1 558	992
831 TRUNK,SUITCASES,BAG,ETC	6	244	156	664 GLASS	425	136	86
885 WATCHES AND CLOCKS	9	404	262	665 GLASSWARE	14 043	1 149	764
892 PRINTED MATTER	52	155	105	666 POTTERY	52	132	85
897 GOLD,SILVERWARE,JEWEL NES		635	408	667 PEARLS,PRECIOUS STONES			
TURKS CAICOS				673 FLAT-ROLLED IRON ETC.	2 512	245	157
IMPORTS	86	280	180	674 FLAT-ROLLED PLATED IRON	18 411	2 153	1 353
036 CRUSTACEANS,MOLLUSCS ETC	47	188	118	675 FLAT-ROLLED, ALLOY STEEL	443	154	103
961 COIN NONGOLD NONCURRENT		70	48	678 WIRE OF IRON OR STEEL	56	158	103
EXPORTS	3 146	567	362	679 TUBES,PIPES,ETC.IRON,STL	445	70	44
112 ALCOHOLIC BEVERAGES	3 079	405	255	683 NICKEL	7	251	160
666 POTTERY	12	77	52	684 ALUMINIUM	819	952	613
DOMINIC REP				692 CONTAINERS,STORAGE,TRNSP	38	109	72
IMPORTS	213 939	41 841	26 671	693 WIRE PRODUCTS EXCL.ELECT	178	141	95
054 VEGETABLES	1 079	305	193	695 TOOLS	549	783	504
057 FRUIT,NUTS EXCL.OIL NUTS	158 286	15 196	9 762	696 CUTLERY	21	52	35
058 FRUIT,PRESERVED,PREPARED	200	53	32	699 MANUFACTS.BASE METAL,NES	272	313	203
059 FRUIT, VEGETABLE JUICES	675	181	113	700 CPL IND PLANT (84/85/87)	40	2 483	1 510
061 SUGARS,MOLASSES,HONEY	404	71	44	712 STEAM TURBINES	57	218	134
071 COFFEE,COFFEE SUBSTITUTE	4 423	1 349	856	713 INTRNL COMBUS PSTN ENGIN	170	264	164
072 COCOA	545	158	103	716 ROTATING ELECTRIC PLANT	73	310	205
098 EDIBLE PROD.PREPRTRS,NES	2 400	567	362	722 TRACTORS	1 236	1 101	723
121 TOBACCO, UNMANUFACTURED	2 731	1 002	644	723 CIVIL ENGINEERING EQUIPT	347	420	282
122 TOBACCO, MANUFACTURED	184	2 164	1 382	724 TEXTILE,LEATHER MACHINES	726	552	365
292 CRUDE VEG.MATERIALS, NES	327	213	136	725 PAPER,PULP MILL MACHINES	55	278	179
511 HYDROCARBONS,NES,DERIVTS	12 041	781	524	726 PRINTNG,BOOKBINDNG MACHS	431	1 358	898
663 MINERAL MANUFACTURES,NES	250	61	39	727 FOOD-PROCESS.MCH.NON DOM	90	542	349
667 PEARLS,PRECIOUS STONES				728 OTH.MACH,PTS,SPCL INDUST	288	946	612
671 PIG IRON,SPIEGELSTEIN,ETC	27 671	12 082	7 612	733 MACH-TOOLS,METAL-WORKING	189	1 065	677
737 METALWORKING MACHNRY NES	215	1 432	908	735 PARTS,NES,FOR MACH-TOOLS	11	149	96
771 ELECT POWER MACHNRY,PARTS	315	1 056	669	741 HEATNG,COOLNG EQUIP,PART	114	553	356
841 MENS,BOYS CLOTHNG,X-KNIT	63	176	111	742 PUMPS FOR LIQUIDS,PARTS	71	538	362
845 OTHR.TEXTILE APPAREL,NES	1 002	1 976	1 285	743 PUMPS NES,CENTRIFUGS ETC	235	1 113	691
851 FOOTWEAR	826	2 401	1 493	744 MECHANICAL HANDLING EQUIP	419	585	384
894 BABY CARRIAGE,TOYS,GAMES	74	134	86	745 OTH.NONELEC.MCH,TOOL,NES	306	2 669	1 790
EXPORTS	256 211	71 005	45 436	748 TRANSMISSIONS SHAFTS ETC	46	402	259
				749 NON-ELECT MACH.PARTS,ETC	85	312	200
				752 AUTOMATC.DATA PROC.EQUIP	73	801	505
				771 ELECT POWER MACHNRY,PARTS	4	89	58
				772 ELEC.SWITCH.RELAY.CIRCUIT	152	925	572
				773 ELECTR.DISTRIB.EQPT NES	119	64	41
				778 ELECTRIC.MACH.APPART.NES	822	490	315
				781 PASS.MOTOR VEHCLS.EX.BUS	946	3 784	2 440
				784 PARTS,TRACTORS,MOTOR VEH	630	1 039	688
				786 TRAILERS,SEMI-TRAILR,ETC	201	109	74
				872 MEDICAL INSTRUMENTS NES	6	134	85
				874 MEASURE,CONTROL INSTRMNT	36	627	399
				882 PHOTO.CINEMATOGRPH.SUPPL	282	422	276
				884 OPTICAL GOODS NES		92	58
				892 PRINTED MATTER	264	272	179
				893 ARTICLES,NES,OF PLASTICS	158	436	276



## 7 IMPORTS AND EXPORTS (SPECIAL TRADE) BY COUNTRIES OF PRODUCTION AND CONSUMPTION AND BY GROUPS OF THE SITC-REV. III 1992

GROUP DESCRIPTION	DT = 100 KG	1 000 DM	1 000 \$	GROUP DESCRIPTION	DT = 100 KG	1 000 DM	1 000 \$
894 BABY CARRIAGE, TOYS, GAMES	45	99	63	ANTIGUA			
895 OFFICE, STATIONERY SUPPLS	59	246	153	IMPORTS	669	915	572
897 GOLD, SILVERWARE, JEWEL NES		84	54	713 INTRNL COMBUS PSTN ENGIN	65	50	30
899 MISC MANUFACTD GOODS NES	29	88	56	845 OTHR. TEXTILE APPAREL, NES	346	779	488
AM VIRGIN IS				EXPORTS	37 319	10 710	6 995
IMPORTS	5	35	23	022 MILK AND CREAM	2 868	253	163
EXPORTS	10 273	22 492	14 662	553 PERFUMERY, COSMETICS, ETC.	125	95	62
112 ALCOHOLIC BEVERAGES	2 550	379	243	665 GLASSWARE	245	209	138
665 GLASSWARE	60	115	73	691 METALLIC STRUCTURES NES	92	89	56
666 POTTERY	91	759	496	699 MANUFACTS. BASE METAL, NES	21	52	36
696 CUTLERY	2	52	31	700 CPL IND PLANT (84/85/87)	2 422	571	360
712 STEAM TURBINES	369	4 453	2 939	764 TELECOMM. EQUIP. PARTS NES		45	30
742 PUMPS FOR LIQUIDS, PARTS	9	81	51	781 PASS. MOTOR VEHCLS. EX. BUS	27	56	38
743 PUMPS NES, CENTRIFUGS ETC	5 456	14 133	9 198	793 SHIP, BOAT, FLOAT. STRUCTRS	30 160	8 360	5 487
748 TRANSMISSIONS SHAFTS ETC	588	1 293	833	893 ARTICLES, NES, OF PLASTICS	223	147	99
778 ELECTRIC MACH. APPART. NES	181	49	34	897 GOLD, SILVERWARE, JEWEL NES		52	36
831 TRUNK, SUITCASES, BAG, ETC	2	169	105	DOMINICA			
874 MEASURE, CONTROL INSTRMNT		80	52	IMPORTS	703	507	320
885 WATCHES AND CLOCKS	2	108	73	575 OTH. PLASTIC, PRIMARY FORM	70	182	112
897 GOLD, SILVERWARE, JEWEL NES		589	386	896 WORKS OF ART, ANTIQUE ETC		51	33
GUADELOUPE				EXPORTS	15 957	1 407	899
IMPORTS	3 596	739	479	061 SUGARS, MOLASSES, HONEY	14 655	678	439
057 FRUIT, NUTS EXCL. OIL NUTS	205	57	36	745 OTH. NONELEC MCH, TOOL, NES	18	91	59
112 ALCOHOLIC BEVERAGES	3 213	447	294	BRIT VIRG IS			
781 PASS. MOTOR VEHCLS. EX. BUS	77	49	32	IMPORTS	142	2 191	1 461
792 AIRCRAFT, ASSOCTD. EQUIPNT	1	119	75	553 PERFUMERY, COSMETICS, ETC.	131	2 008	1 344
EXPORTS	51 390	49 810	31 818	896 WORKS OF ART, ANTIQUE ETC		143	91
048 CEREAL PREPARATIONS	142	54	33	EXPORTS	6 420	8 653	5 479
098 EDIBLE PROD. PREPRTNS, NES	262	177	111	061 SUGARS, MOLASSES, HONEY	1 720	84	53
111 NON-ALCOHOL. BEVERAGE, NES	570	70	44	533 PIGMENTS, PAINTS, ETC.	305	129	86
112 ALCOHOLIC BEVERAGES	911	139	88	713 INTRNL COMBUS PSTN ENGIN	3	75	46
278 OTHER CRUDE MINERALS	8 593	237	148	784 PARTS, TRACTORS, MOTOR VEH	38	339	217
322 BRIQUETTES, LIGNITE, PEAT	3 692	91	61	793 SHIP, BOAT, FLOAT. STRUCTRS	4 220	7 745	4 902
533 PIGMENTS, PAINTS, ETC.	743	347	224	MARTINIQUE			
554 SOAP, CLEANERS, POLISH, ETC	256	121	77	IMPORTS	2 810	974	615
582 PLASTIC PLATE, SHEETS, ETC	47	47	31	057 FRUIT, NUTS EXCL. OIL NUTS	887	92	61
591 INSECTICIDES, ETC.	39	108	68	058 FRUIT, PRESERVED, PREPARED	1 208	206	131
598 MISC. CHEMICAL PRODS. NES	130	116	73	112 ALCOHOLIC BEVERAGES	240	185	115
625 RUBBER TYRES, TUBES, ETC.	3 039	1 392	893	792 AIRCRAFT, ASSOCTD. EQUIPNT	34	298	185
641 PAPER AND PAPERBOARD	619	151	98	EXPORTS	62 836	65 557	42 041
642 PAPER, PAPERBOARD, CUT ETC	2 188	594	377	011 BOVINE MEAT	102	144	90
651 TEXTILE YARN	27	68	44	016 MEAT, ED. OFFL, DRY, SLT, SMK	601	293	192
652 COTTON FABRICS, WOVEN	28	74	48	022 MILK AND CREAM	363	76	47
653 FABRICS, MAN-MADE FIBRES	65	178	108	098 EDIBLE PROD. PREPRTNS, NES	1 014	878	564
657 SPECIAL YARN, TXTL. FABRIC	299	193	123	278 OTHER CRUDE MINERALS	17 751	623	398
662 CLAY, REFRCT. CONSTR. MATRL	4 682	467	301	322 BRIQUETTES, LIGNITE, PEAT	6 110	217	137
663 MINERAL MANUFACTURES, NES	117	95	58	533 PIGMENTS, PAINTS, ETC.	222	251	162
664 GLASS	1 035	104	62	553 PERFUMERY, COSMETICS, ETC.	58	55	36
665 GLASSWARE	67	79	48	581 PLASTIC TUBE, PIPE, HOSE	58	84	54
676 IRON, STL. BAR, SHAPES ETC.	3 056	175	108	583 MONOFILAMENT OF PLASTICS	28	63	38
679 TUBES, PIPES, ETC. IRON, STL	208	72	50	591 INSECTICIDES, ETC.	231	640	405
684 ALUMINIUM	516	542	352	598 MISC. CHEMICAL PRODS. NES	105	98	63
691 METALLIC STRUCTURES NES	526	576	378	621 MATERIALS OF RUBBER	21	77	51
695 TOOLS	74	182	115	625 RUBBER TYRES, TUBES, ETC.	2 658	1 340	867
696 CUTLERY	6	56	34	629 ARTICLES OF RUBBER, NES	15	112	70
697 HOUSEHOLD EQUIPMENT, NES	386	210	131	641 PAPER AND PAPERBOARD	927	213	139
699 MANUFACTS. BASE METAL, NES	166	229	140	642 PAPER, PAPERBOARD, CUT ETC	2 348	622	394
713 INTRNL COMBUS PSTN ENGIN	98	469	303	653 FABRICS, MAN-MADE FIBRES	47	95	61
722 TRACTORS	68	129	87	662 CLAY, REFRCT. CONSTR. MATRL	1 325	183	115
723 CIVIL ENGINEERING EQUIPT	287	374	242	663 MINERAL MANUFACTURES, NES	26	100	58
728 OTH. MACH. PTS, SPCL INDUST	15	94	64	664 GLASS	23	49	31
742 PUMPS FOR LIQUIDS, PARTS	1	62	36	665 GLASSWARE	116	90	57
743 PUMPS NES, CENTRIFUGS ETC	90	216	135	684 ALUMINIUM	787	1 053	686
745 OTH. NONELEC MCH, TOOL, NES	103	444	284	691 METALLIC STRUCTURES NES	1 860	618	391
747 TAPS, COCKS, VALVES, ETC.	3	90	57	695 TOOLS	57	163	97
748 TRANSMISSIONS SHAFTS ETC	20	156	95	697 HOUSEHOLD EQUIPMENT, NES	337	202	125
749 NON-ELECT MACH. PARTS, ETC	25	192	120	699 MANUFACTS. BASE METAL, NES	187	320	194
751 OFFICE MACHINES	17	69	44	713 INTRNL COMBUS PSTN ENGIN	24	256	164
761 TELEVISION RECEIVERS ETC	284	1 199	784	721 AGRIC. MACHINES, EX. TRACTR	19	52	34
763 SOUND RECORDER, PHONOGRPH	40	440	286	722 TRACTORS	54	74	45
764 TELECOMM. EQUIP. PARTS NES	14	75	48	723 CIVIL ENGINEERING EQUIPT	299	274	171
772 ELEC. SWITCH. RELAY. CIRCUIT	6	75	49	726 PRINTNG, BOOKBINDNG MACHS	28	128	81
774 ELECTRO-MEDCL. XRAY EQUIP	8	218	137	735 PARTS, NES, FOR MACH-TOOLS	47	194	122
775 DOM. ELEC. NON-ELEC. EQUIPT	192	488	317	741 HEATING, COOLNG EQUIP, PART	267	870	551
778 ELECTRIC MACH. APPART. NES	122	492	310	742 PUMPS FOR LIQUIDS, PARTS	10	123	78
781 PASS. MOTOR VEHCLS. EX. BUS	9 429	21 912	14 092	743 PUMPS NES, CENTRIFUGS ETC	116	323	195
782 GOODS, SPCL TRANSPORT VEH	4 295	7 045	4 458	744 MECHANICAL HANDLING EQUIP	526	701	446
783 ROAD MOTOR VEHICLES NES	221	384	243	745 OTH. NONELEC MCH, TOOL, NES	126	673	430
784 PARTS, TRACTORS, MOTOR VEH	1 740	5 063	3 200	747 TAPS, COCKS, VALVES, ETC.	39	205	130
792 AIRCRAFT, ASSOCTD. EQUIPNT	3	328	213				
821 FURNITURE, CUSHIONS, ETC.	270	336	211				
831 TRUNK, SUITCASES, BAG, ETC	27	94	60				
842 WOMEN, GIRL CLOTHING, XKNIT		52	30				
874 MEASURE, CONTROL INSTRMNT	10	128	82				
884 OPTICAL GOODS NES		69	42				
892 PRINTED MATTER	83	230	148				
893 ARTICLES, NES, OF PLASTICS	215	163	102				
895 OFFICE, STATIONERY SUPPLS	29	180	118				
897 GOLD, SILVERWARE, JEWEL NES		299	189				
899 MISC MANUFACTD GOODS NES	157	178	109				



## 7 IMPORTS AND EXPORTS (SPECIAL TRADE) BY COUNTRIES OF PRODUCTION AND CONSUMPTION AND BY GROUPS OF THE SITC-REV. III 1992

GROUP DESCRIPTION	DT = 100 KG	1 000 DM	1 000 \$	GROUP DESCRIPTION	DT = 100 KG	1 000 DM	1 000 \$
749 NON-ELECT MACH. PARTS, ETC	29	352	225	694 NAILS, SCREWS, NUTS, ETC.	97	113	68
751 OFFICE MACHINES	38	126	77	695 TOOLS	129	288	181
761 TELEVISION RECEIVERS ETC	342	2 608	1 694	699 MANUFACTS. BASE METAL, NES	246	281	179
762 RADIO-BROADCAST RECEIVER	6	63	39	711 STEAM GENER. BOILERS, ETC.	108	129	81
763 SOUND RECORDER, PHONOGRPH	68	711	456	712 STEAM TURBINES	25	931	588
764 TELECOMM. EQUIP. PARTS NES	14	90	59	713 INTRNL COMBUS PSTN ENGIN	21	165	104
775 DOM. ELEC. NON-ELEC. EQUIPT	252	510	321	716 ROTATING ELECTRIC PLANT	18	167	107
778 ELECTRIC MACH. APPART. NES	684	940	581	718 OTH. POWR. GENRTNG. MACHNRY	6	269	166
781 PASS. MOTOR VEHCLS. EX. BUS	15 332	32 399	20 940	724 TEXTILE, LEATHER MACHINES	48	442	274
782 GOODS, SPCL TRANSPORT VEH	1 951	3 313	2 104	726 PRINTNG, BOOKBINDNG MACHS	25	255	172
783 ROAD MOTOR VEHICLES NES	204	367	247	727 FOOD-PROCESS. MCH. NON DOM	136	239	147
784 PARTS, TRACTORS, MOTOR VEH	2 400	7 583	4 856	728 OTH. MACH. PTS, SPCL INDUST	83	197	132
792 AIRCRAFT, ASSOCTD. EQUIPNT		241	152	735 PARTS, NES, FOR MACH-TOOLS	5	86	55
813 LIGHTNG FIXTURES ETC. NES	18	109	72	737 METALWORKING MACHNRY NES	5	50	32
821 FURNITURE, CUSHIONS, ETC.	309	93	60	741 HEATNG, COOLNG EQUIP, PART	231	936	617
831 TRUNK, SUITCASES, BAG, ETC	5	71	45	742 PUMPS FOR LIQUIDS, PARTS	5	54	33
841 MENS, BOYS CLOTHNG, X-KNIT	2	57	35	743 PUMPS NES, CENTRIFUGS ETC	21	188	120
851 FOOTWEAR	31	121	75	744 MECHANICAL HANDLNG EQUIP	296	756	486
872 MEDICAL INSTRUMENTS NES	14	158	100	745 OTH. NONELEC MCH, TOOL, NES	276	2 052	1 314
874 MEASURE, CONTROL INSTRMNT	3	124	72	747 TAPS, COCKS, VALVES, ETC.	7	150	98
881 PHOTOGRAPH APPAR. ETC. NES	6	55	35	748 TRANSMISSIONS SHAFTS ETC	16	204	130
892 PRINTED MATTER	62	174	111	749 NON-ELECT MACH. PARTS, ETC	44	152	100
893 ARTICLES, NES, OF PLASTICS	851	1 025	653	751 OFFICE MACHINES	99	517	347
895 OFFICE, STATIONERY SUPPLS	35	110	66	759 PARTS, FOR OFFICE MACHINS	5	99	67
897 GOLD, SILVERWARE, JEWEL NES		258	166	771 ELECT POWER MACHNRY PARTS	247	178	115
899 MISC MANUFCTRD GOODS NES	227	211	129	772 ELEC. SWITCH, RELAY, CIRCUIT	111	571	350
				778 ELECTRIC MACH. APPART. NES	16	86	50
CAYMAN IS				781 PASS. MOTOR VEHCLS. EX. BUS	629	2 408	1 533
IMPORTS	210	56	34	784 PARTS, TRACTORS, MOTOR VEH	234	1 105	694
EXPORTS	3 639	28 145	17 429	792 AIRCRAFT, ASSOCTD. EQUIPNT	1	234	151
112 ALCOHOLIC BEVERAGES	445	96	62	821 FURNITURE, CUSHIONS, ETC.	61	196	130
666 POTTERY	12	72	46	831 TRUNK, SUITCASES, BAG, ETC	4	97	65
749 NON-ELECT MACH. PARTS, ETC	22	68	43	845 OTHR. TEXTILE APPAREL, NES	4	74	50
793 SHIP, BOAT, FLOAT, STRUCTRS	2 400	26 500	16 353	872 MEDICAL INSTRUMENTS NES	15	284	183
831 TRUNK, SUITCASES, BAG, ETC	1	81	54	874 MEASURE, CONTROL INSTRMNT	16	282	181
897 GOLD, SILVERWARE, JEWEL NES		874	573	882 PHOTO. CINEMATOGRPH. SUPPL	37	101	60
				885 WATCHES AND CLOCKS	2	71	44
JAMAICA				893 ARTICLES, NES, OF PLASTICS	82	143	92
IMPORTS	1 407 866	88 169	56 583	894 BABY CARRIAGE, TOYS, GAMES	83	90	60
057 FRUIT, NUTS EXCL. OIL NUTS	2 461	743	477	896 WORKS OF ART, ANTIQUE ETC	5	70	45
059 FRUIT, VEGETABLE JUICES	2 319	732	473	897 GOLD, SILVERWARE, JEWEL NES		637	413
075 SPICES	4 826	1 760	1 128				
112 ALCOHOLIC BEVERAGES	36 244	9 734	6 267	831 TRUNK, SUITCASES, BAG, ETC	211	417	269
122 TOBACCO, MANUFACTURED	8	52	34	842 WOMEN, GIRL CLOTHNG, XKNIT	66	87	55
285 ALUMINIUM ORE, CONCTR. ETC	1 355 929	46 717	29 379	893 ARTICLES, NES, OF PLASTICS	344	1 398	896
292 CRUDE VEG. MATERIALS, NES	541	305	196	EXPORTS	25 877	3 988	2 601
625 RUBBER TYRES, TUBES, ETC.	75	146	88	022 MILK AND CREAM	1 079	149	95
712 STEAM TURBINES	9	70	48	061 SUGARS, MOLASSES, HONEY	21 048	1 013	648
842 WOMEN, GIRL CLOTHNG, XKNIT	366	1 610	1 037	652 COTTON FABRICS, WOVEN	273	143	98
843 MENS, BOYS CLOTHNG, KNIT	18	248	172	657 SPECIAL YARN, TXTL. FABRIC	163	434	299
844 WOMEN, GIRLS CLOTHNG, KNIT	509	3 091	2 064	664 GLASS	514	88	58
845 OTHR. TEXTILE APPAREL, NES	4 185	22 485	14 911	695 TOOLS	28	66	42
846 CLOTHING ACCESSRS, FABRIC	20	126	87	699 MANUFACTS. BASE METAL, NES	40	50	33
EXPORTS	58 900	27 408	17 505	713 INTRNL COMBUS PSTN ENGIN	71	609	405
022 MILK AND CREAM	3 000	1 103	698	745 OTH. NONELEC MCH, TOOL, NES	10	158	98
056 VEGETABLES, PRPD, PRSVD, NES	72	75	49	747 TAPS, COCKS, VALVES, ETC.	26	80	50
061 SUGARS, MOLASSES, HONEY	6 244	291	187	749 NON-ELECT MACH. PARTS, ETC	17	52	33
081 ANIMAL FEED STUFF	1 600	272	170	751 OFFICE MACHINES	16	81	54
112 ALCOHOLIC BEVERAGES	1 105	411	263	778 ELECTRIC MACH. APPART. NES	95	91	58
335 RESIDUAL PETROL. PRODUCTS	1 676	265	169	893 ARTICLES, NES, OF PLASTICS	60	75	43
512 ALCOHOL, PHENOL, ETC. DERIV	584	197	131				
514 NITROGEN-FUNCT. COMPOUNDS	253	80	51	ST VINCENT			
515 ORGANO-INORGANIC COMPNDS	363	193	125	IMPORTS	24	31	19
522 INORGANIC CHEM. ELEMENTS	1 545	368	238	EXPORTS	46 867	4 163	2 654
523 METAL. SALTS, INORGAN. ACID	1 992	106	69	022 MILK AND CREAM	1 267	155	101
531 SYNTH. COLOURS, LAKES, ETC.	61	237	155	061 SUGARS, MOLASSES, HONEY	4 726	234	147
532 DYEING, TANNING MATERIALS	400	51	34	591 INSECTICIDES, ETC.	68	167	104
533 PIGMENTS, PAINTS, ETC.	148	142	92	652 COTTON FABRICS, WOVEN	8	60	39
541 MEDICINES, ETC. EXC. GRP542	17	201	128	653 FABRICS, MAN-MADE FIBRES	6	70	42
542 MEDICAMENTS	22	229	150	665 GLASSWARE	1 128	127	82
551 ESSNTL. OIL, PERFUME, FLAVR	44	83	54	699 MANUFACTS. BASE METAL, NES	102	79	48
553 PERFUMERY, COSMETICS, ETC.	126	81	56	727 FOOD-PROCESS. MCH. NON DOM	22	165	107
554 SOAP, CLEANERS, POLISH, ETC	872	169	109	745 OTH. NONELEC MCH, TOOL, NES	4	45	30
575 OTH. PLASTIC, PRIMARY FORM	1 189	284	181	793 SHIP, BOAT, FLOAT, STRUCTRS	38 200	1 455	922
591 INSECTICIDES, ETC.	229	287	186	813 LIGHTNG FIXTURES ETC. NES	10	70	45
592 STARCHES, INULIN, ETC.	495	157	101	821 FURNITURE, CUSHIONS, ETC.	8	154	97
598 MISC. CHEMICAL PRODTS. NES	557	167	104	892 PRINTED MATTER	29	144	89
629 ARTICLES OF RUBBER, NES	45	94	60				
641 PAPER AND PAPERBOARD	1 647	615	396	BARBADOS			
642 PAPER, PAPERBOARD, CUT ETC	64	105	66	IMPORTS	5 172	2 517	1 606
653 FABRICS, MAN-MADE FIBRES	30	48	30	112 ALCOHOLIC BEVERAGES	4 512	886	578
657 SPECIAL YARN, TXTL. FABRIC	1 193	415	267	292 CRUDE VEG. MATERIALS, NES	106	88	54
682 CLAY, REFRCT. CONSTR. MATRL	14 784	2 163	1 349	695 TOOLS	301	486	302
683 MINERAL MANUFACTURES, NES	123	81	54	726 PRINTNG, BOOKBINDNG MACHS	179	565	357
684 GLASS	985	105	69	771 ELECT POWER MACHNRY PARTS		66	41
685 GLASSWARE	1 019	184	115	778 ELECTRIC MACH. APPART. NES		143	90
686 POTTERY	64	293	185	EXPORTS	12 477	22 404	14 375
673 FLAT-ROLLED IRON ETC.	10 217	712	482				
679 TUBES, PIPES, ETC. IRON, STL	142	105	64				
683 NICKEL	51	108	69				
684 ALUMINIUM	370	418	269				
693 WIRE PRODUCTS EXCL. ELECT	288	101	68				



## 7 IMPORTS AND EXPORTS (SPECIAL TRADE) BY COUNTRIES OF PRODUCTION AND CONSUMPTION AND BY GROUPS OF THE SITC-REV. III 1992

GROUP DESCRIPTION	DT = 100 KG	1 000 DM	1 000 \$	GROUP DESCRIPTION	DT = 100 KG	1 000 DM	1 000 \$
024 CHEESE AND CURD	725	277	179	651 TEXTILE YARN	81	167	107
098 EDIBLE PROD.PREPRNTS,NES	50	104	65	657 SPECIAL YARN,TXTL.FABRIC	837	681	437
112 ALCOHOLIC BEVERAGES	322	126	81	661 LIME,CEMENT,CONSTR.MATRL	13 683	278	192
513 CARBOXYLIC ACIDS,DERIVTS	6	64	39	662 CLAY,REFRCT.CONSTR.MATRL	2 118	311	201
514 NITROGEN-FUNCT.COMPOUNDS	37	464	304	663 MINERAL MANUFACTURES,NES	871	199	131
515 ORGANO-INORGANIC COMPNDS	30	744	472	664 GLASS	2 804	281	183
516 OTHER ORGANIC CHEMICALS	36	55	33	665 GLASSWARE	163	95	60
533 PIGMENTS, PAINTS, ETC.	668	909	591	673 FLAT-ROLLED IRON ETC.	1 514	126	84
541 MEDICINES,ETC.EXC.GRP542	40	1 062	679	679 TUBES,PIPES,ETC.IRON,STL	18 326	3 247	2 128
542 MEDICAMENTS	140	536	347	684 ALUMINIUM	29	50	32
571 POLYMERS OF ETHYLENE	900	132	86	691 METALLIC STRUCTURES NES	512	104	68
591 INSECTICIDES, ETC.	70	74	45	692 CONTAINERS,STORAGE,TRNSP	166	277	177
598 MISC.CHEMICAL PRODTS,NES	264	80	51	694 NAILS,SCREWS,NUTS,ETC.	35	57	35
641 PAPER AND PAPERBOARD	1 149	195	131	695 TOOLS	90	420	266
642 PAPER,PAPERBOARD,CUT ETC	76	120	77	696 CUTLERY	15	55	33
653 FABRICS,MAN-MADE FIBRES	133	368	234	697 HOUSEHOLD EQUIPMENT,NES	29	53	34
657 SPECIAL YARN,TXTL.FABRIC	56	57	36	699 MANUFACT.BASE METAL,NES	160	260	165
664 GLASS	631	95	63	700 CPL IND PLANT (84/85/87)	16 444	64 660	42 613
666 POTTERY	48	179	113	712 STEAM TURBINES		62	39
699 MANUFACT.BASE METAL,NES	27	48	31	713 INTRNL COMBUS PSTN ENGIN	59	216	138
713 INTRNL COMBUS PSTN ENGIN	28	211	129	716 ROTATING ELECTRIC PLANT	21	83	51
722 TRACTORS	70	88	59	721 AGRIC.MACHINES,EX.TRACTR	71	55	37
725 PAPER,PULP MILL MACHINES	13	65	40	725 PAPER,PULP MILL MACHINES	235	325	205
726 PRINTNG,BOOKBINDNG MACHS	147	637	406	726 PRINTNG,BOOKBINDNG MACHS	107	482	312
741 HEATING,COOLNG EQUIP,PART	10	46	31	727 FOOD-PROCESS.MCH.NON DOM	26	151	96
744 MECHANICAL HANDLNG EQUIP	29	53	33	728 OTH.MACH,PTS,SPCL INDUST	255	973	612
745 OTH.NONELEC MCH,TOOL,NES	32	123	78	735 PARTS,NES,FOR MACH-TOOLS	4	61	39
747 TAPS,COCKS,VALVES,ETC.	26	74	46	737 METALWORKING MACHNRY NES	75	485	319
749 NON-ELECT MACH.PARTS,ETC	19	77	47	741 HEATING,COOLNG EQUIP,PART	36	255	164
751 OFFICE MACHINES	22	123	79	742 PUMPS FOR LIQUIDS,PARTS	58	823	528
752 AUTOMATC.DATA PROC.EQUIP	25	256	164	743 PUMPS NES,CENTRIFUGS ETC	58	340	220
771 ELECT POWER MACHNRY,PARTS	2	73	44	744 MECHANICAL HANDLNG EQUIP	217	537	337
778 ELECTRIC.MACH.APPART,NES	1	57	37	745 OTH.NONELEC MCH,TOOL,NES	264	2 760	1 768
781 PASS.MOTOR VEHCLS.EX.BUS	3 048	12 050	7 757	747 TAPS,COCKS,VALVES,ETC.	119	655	414
782 GOODS,SPCL TRANSPORT VEH	84	113	73	748 TRANSMISSIONS SHAFTS ETC	65	335	215
784 PARTS,TRACTORS,MOTOR VEH	25	98	63	749 NON-ELECT MACH.PARTS,ETC	87	399	257
813 LIGHTING FIXTURES ETC,NES	6	50	31	751 OFFICE MACHINES	11	100	65
872 MEDICAL INSTRUMENTS NES	9	68	44	752 AUTOMATC.DATA PROC.EQUIP	5	135	87
874 MEASURE,CONTROL INSTRMNT	3	81	50	759 PARTS,FOR OFFICE MACHINS	5	70	47
882 PHOTO.CINEMATOGRPH.SUPPL	253	450	290	772 ELEC.SWITCH.RELAY.CIRCUIT	154	755	474
885 WATCHES AND CLOCKS	6	122	79	773 ELECTR DISTRIB.EQPT NES	2 185	1 483	935
893 ARTICLES,NES,OF PLASTICS	97	138	88	774 ELECTRO-MEDCL,XRAY EQUIP		61	40
897 GOLD,SILVERWARE,JEWL NES		170	112	775 DDM.ELEC,NON-ELEC.EQUIPT	6	48	30
				776 TRANSISTORS,VALVES,ETC.		46	30
TRINIDAD TOB				778 ELECTRIC.MACH.APPART,NES	5 166	1 753	1 150
IMPORTS	749 164	77 982	49 639	781 PASS.MOTOR VEHCLS.EX.BUS	529	1 798	1 175
034 FISH,FRESH,CHILLED,FROZN	1 113	871	551	782 GOODS,SPCL TRANSPORT VEH	44	69	43
071 COFFEE,COFFEE SUBSTITUTE	480	123	75	784 PARTS,TRACTORS,MOTOR VEH	50	239	149
072 COCOA	323	158	104	851 FOOTWEAR	42	96	67
112 ALCOHOLIC BEVERAGES	89 987	69 445	44 058	872 MEDICAL INSTRUMENTS NES	13	114	75
278 OTHER CRUDE MINERALS	93 270	3 215	2 122	874 MEASURE,CONTROL INSTRMNT	116	1 121	724
281 IRON ORE, CONCENTRATES	536 222	2 030	1 370	882 PHOTO.CINEMATOGRPH.SUPPL	90	188	123
292 CRUDE VEG.MATERIALS,NES	153	142	92	884 OPTICAL GOODS NES	1	111	73
562 FERTILIZER,EXCEPT GRP272	1 618	48	30	893 ARTICLES,NES,OF PLASTICS	125	182	115
676 IRON,STL.BAR,SHAPES ETC.	25 409	1 212	767	895 OFFICE,STATIONERY SUPPLS	72	175	112
745 OTH.NONELEC MCH,TOOL,NES	1	54	34	897 GOLD,SILVERWARE,JEWL NES		81	50
781 PASS.MOTOR VEHCLS.EX.BUS	45	170	114	899 MISC MANUFACTD GOODS NES	39	82	52
				941 COMPL IND PLANT CHAPT 99	7 810	4 032	2 709
EXPORTS	129 248	120 723	78 624	GRENADA			
024 CHEESE AND CURD	10 371	3 035	1 948	IMPORTS	6 310	3 013	1 918
054 VEGETABLES	60	113	70	072 COCOA	142	59	37
056 VEGETABLES,PRPD,PRSD,NES	956	397	254	075 SPICES	6 157	2 936	1 870
057 FRUIT,NUTS EXCL.OIL NUTS	177	72	44	EXPORTS	954	844	526
061 SUGARS,MOLASSES,HONEY	2 412	101	67	591 INSECTICIDES, ETC.	44	104	67
073 CHOCOLATE,OTH.COCOA PREP	174	55	38	664 GLASS	310	49	30
091 MARGARINE AND SHORTENING	623	219	140	781 PASS.MOTOR VEHCLS.EX.BUS	29	161	98
098 EDIBLE PROD.PREPRNTS,NES	86	57	39	893 ARTICLES,NES,OF PLASTICS	67	63	43
112 ALCOHOLIC BEVERAGES	642	278	175	ARUBA			
292 CRUDE VEG.MATERIALS,NES	33	71	45	IMPORTS	89 417	3 375	2 223
335 RESIDUAL PETROL PRODUCTS	1 034	121	76	334 PETROLEUM PRODUCTS	87 402	2 653	1 779
421 FIXED VEG.FAT,OILS,SOFT	1 611	218	141	554 SOAP,CLEANERS,POLISH,ETC	1 941	656	401
511 HYDROCARBONS,NES,DERIVTS	151	91	60	EXPORTS	9 700	7 959	5 112
512 ALCOHOL,PHENOL,ETC.DERIV	1 497	118	73	061 SUGARS,MOLASSES,HONEY	5 160	234	149
514 NITROGEN-FUNCT.COMPOUNDS	210	74	47	062 SUGAR CONFECTIONERY	64	50	31
515 ORGANO-INORGANIC COMPNDS	61	47	30	073 CHOCOLATE,OTH.COCOA PREP	57	63	39
522 INORGANIC CHEM.ELEMENTS	457	113	73	111 NON-ALCOHOL.BEVERAGE,NES	383	62	41
523 METAL.SALTS,INORGAN.ACID	12 271	369	229	112 ALCOHOLIC BEVERAGES	555	174	112
531 SYNTH.COLOURS,LAKES,ETC.	55	178	110	541 MEDICINES,ETC.EXC.GRP542	18	586	374
541 MEDICINES,ETC.EXC.GRP542	20	96	61	542 MEDICAMENTS	78	979	629
542 MEDICAMENTS	165	631	405	551 ESSNTL.OIL,PERFUME,FLAVR	29	72	45
551 ESSNTL.OIL,PERFUME,FLAVR	26	144	90	553 PERFUMERY,COSMETICS,ETC.	72	131	81
553 PERFUMERY,COSMETICS,ETC.	325	214	139	582 STARCHES,INULIN,ETC.	2	46	31
554 SOAP,CLEANERS,POLISH,ETC	143	90	58	583 RUBBER TYRES,TUBES,ETC.	86	80	55
572 POLYMERS OF STYRENE	500	109	67	641 PAPER AND PAPERBOARD	205	55	30
575 OTH.PLASTIC,PRIMARY FORM	65	63	37	664 GLASS	719	82	55
581 PLASTIC TUBE,PIPE,HOSE	15	57	127	665 GLASSWARE	25	65	43
582 PLASTIC PLATE,SHEETS,ETC	1 247	1 132	746	666 POTTERY	16	87	54
591 INSECTICIDES, ETC.	976	1 144	740	693 WIRE PRODUCTS EXCL.ELECT	273	164	113
592 STARCHES,INULIN,ETC.	180	64	41	695 TOOLS	51	86	52
598 MISC.CHEMICAL PRODTS,NES	359	361	227				
600 CPL IND PLANT CHAP 69-76	9 906	14 605	9 203				
621 MATERIALS OF RUBBER	84	55	37				
629 ARTICLES OF RUBBER, NES	44	197	127				
635 WOOD MANUFACTURES, NES	95	53	34				
641 PAPER AND PAPERBOARD	2 056	1 243	819				
642 PAPER,PAPERBOARD,CUT ETC	549	349	225				



GROUP DESCRIPTION	DT = 100 KG	1 000 DM	1 000 \$	GROUP DESCRIPTION	DT = 100 KG	1 000 DM	1 000 \$
697 HOUSEHOLD EQUIPMENT,NES	75	111	71	764 TELECOMM.EQUIP.PARTS NES	94	681	423
699 MANUFACT.S.BASE METAL,NES	36	92	58	771 ELECT POWER MACHNY,PARTS	235	261	162
723 CIVIL ENGINEERING EQPT	222	447	308	772 ELEC. SWITCH, RELAY,CIRCUIT	202	769	480
726 PRINTING,BOOKBINDNG MACHS	22	129	88	773 ELECTR DISTRIB.EQPT NES	2 204	1 103	681
728 OTH.MACH,PTS,SPCL INDUST	19	79	52	774 ELECTRO-MEDCL,XRAY EQUIP		93	61
751 OFFICE MACHINES	17	84	56	775 DOM.ELEC,NON-ELEC.EQUIP	106	317	199
772 ELEC.SWITCH.RELAY.CIRCUIT	55	184	118	778 ELECTRIC.MACH.APPART.NES	106	329	205
781 PASS.MOTOR VEHCLS.EX.BUS	137	719	469	781 PASS.MOTOR VEHCLS.EX.BUS	681	2 573	1 619
784 PARTS,TRACTORS,MOTOR VEH	35	115	74	784 PARTS,TRACTORS,MOTOR VEH	51	242	156
813 LIGHTING FIXTURES ETC.NES	26	47	30	786 TRAILERS,SEMI-TRAILR,ETC	807	818	497
821 FURNITURE,CUSHIONS,ETC.	117	49	31	793 SHIP,BOAT,FLOAT.STRUCTRS	16	76	48
831 TRUNK,SUITCASES,BAG,ETC	17	60	39	813 LIGHTNG FIXTURES ETC.NES	280	732	470
841 MENS,BOYS CLOTHING,X-KNIT	4	97	58	821 FURNITURE,CUSHIONS,ETC.	1 973	1 028	665
842 WOMEN,GIRL CLOTHING,XKNIT	4	171	104	831 TRUNK,SUITCASES,BAG,ETC	9	89	58
851 FOOTWEAR	20	141	87	841 MENS,BOYS CLOTHING,X-KNIT	27	412	260
872 MEDICAL INSTRUMENTS NES	9	110	73	842 WOMEN,GIRL CLOTHING,XKNIT	24	509	307
881 PHOTOGRAPH APPAR.ETC.NES	1	106	67	844 WOMEN,GIRLS CLOTHING,KNIT	9	71	38
884 OPTICAL GOODS NES		65	41	845 OTHR.TEXTILE APPAREL,NES	9	124	74
893 ARTICLES,NES,OF PLASTICS	111	127	83	846 CLOTHING ACCESSRS,FABRIC	7	51	31
895 OFFICE, STATIONERY SUPPLS	10	51	30	851 FOOTWEAR	63	380	240
897 GOLD,SILVERWARE,JEWEL NES		472	295	871 OPTICAL INSTRUMENTS,NES		62	38
899 MISC MANUFCTRD GOODS NES	12	769	492	872 MEDICAL INSTRUMENTS'NES	23	323	207
				873 METERS,COUNTERS,NES	5	230	139
NETH ANTILL				874 MEASURE,CONTROL INSTRMNT	10	408	258
IMPORTS	4 055 676	62 780	40 404	881 PHOTOGRAPH APPAR.ETC.NES	7	79	48
034 FISH,FRESH,CHILLED,FROZFN	643	424	276	884 OPTICAL GOODS NES	1	285	180
059 FRUIT, VEGETABLE JUICES	6 380	1 317	889	885 WATCHES AND CLOCKS	8	428	271
112 ALCOHOLIC BEVERAGES	493	519	342	891 ARMS AND AMMUNITION	2	195	121
334 PETROLEUM PRODUCTS	4 047 382	55 645	35 865	892 PRINTED MATTER	118	178	110
516 OTHER ORGANIC CHEMICALS	2	4 143	2 560	893 ARTICLES,NES,OF PLASTICS	569	676	442
554 SOAP,CLEANERS,POLISH,ETC	147	89	54	894 BABY CARRIAGE,TOYS,GAMES	41	198	127
713 INTRNL COMBUS PSTN ENGIN	149	109	71	895 OFFICE, STATIONERY SUPPLS	19	111	68
773 ELECTR DISTRIB.EQPT NES	3	55	36	897 GOLD,SILVERWARE,JEWEL NES		2 365	1 516
872 MEDICAL INSTRUMENTS NES	3	60	38	899 MUSICAL INSTRUMENTS,ETC.	83	248	157
				MISC MANUFCTRD GOODS NES	85	153	102
EXPORTS	62 434	36 535	23 215				
012 OTHER MEAT, MEAT OFFAL	421	127	79	COLUMBIA			
022 MILK AND CREAM	634	90	58	IMPORTS	12 036 400	1 267 619	811 322
048 CEREAL PREPARATIONS	5 131	260	168	001 LIVE ANIMALS	3	107	71
062 SUGAR CONFECTIONERY	176	65	43	034 FISH,FRESH,CHILLED,FROZFN	613	1 960	1 253
111 NON-ALCOHOL.BEVERAGE,NES	3 503	518	326	036 CRUSTACEANS,MOLLUSCS ETC	21	52	33
112 ALCOHOLIC BEVERAGES	1 529	238	153	054 VEGETABLES	423	149	94
278 OTHER CRUDE MINERALS	3 815	186	115	057 FRUIT,NUTS EXCL.OIL NUTS	2 723 419	244 171	156 463
513 CARBOXYLIC ACIDS,DERIVTS	1 165	342	221	058 FRUIT,PRESERVED,PREPARED	3 448	545	357
522 INORGANIC CHEM.ELEMENTS	522	134	87	059 FRUIT, VEGETABLE JUICES	52 956	17 826	11 328
541 MEDICINES,ETC.EXC.GRPS42	44	168	108	061 SUGARS,MOLASSES,HONEY	802	189	119
542 MEDICAMENTS	77	671	432	071 COFFEE,COFFEE SUBSTITUTE	2 916 075	800 099	511 783
553 PERFUMERY,COSMETICS,ETC.	110	301	195	072 COCCA	2 440	650	4



7 IMPORTS AND EXPORTS (SPECIAL TRADE) BY COUNTRIES OF PRODUCTION AND CONSUMPTION AND BY GROUPS OF THE SITC-REV. III 1992

GROUP DESCRIPTION	DT = 100 KG	1 000 DM	1 000 \$	GROUP DESCRIPTION	DT = 100 KG	1 000 DM	1 000 \$
EXPORTS	2 193 580	753 617	484 228	724 TEXTILE, LEATHER MACHINES	20 064	78 590	50 184
001 LIVE ANIMALS	83	1 214	768	725 PAPER, PULP MILL MACHINES	1 190	4 303	2 754
037 FISH ETC. PREPD. PRSD. NES	75	53	35	726 PRINTING, BOOKBINDING MACHS	6 324	28 685	18 279
048 CEREAL PREPARATIONS	343	148	94	727 FOOD-PROCESS. MCH. NON DUM	614	4 134	2 619
054 VEGETABLES	41	104	69	728 OTH. MACH. PTS, SPCL INDUST	6 035	21 232	13 607
061 SUGARS, MOLASSES, HONEY	1 387	227	151	731 METAL REMOVAL WORK TOOLS	355	877	567
081 ANIMAL FEED STUFF	104	630	733	733 MACH-TOOLS, METAL-WORKING	751	1 036	676
098 EDIBLE PROD. PREPRTNS, NES	160	338	735	735 PARTS, NES, FOR MACH-TOOLS	76	918	589
112 ALCOHOLIC BEVERAGES	6 546	978	213	737 METALWORKING MACHNRY NES	329	812	518
232 SYNTHETIC RUBBER, ETC.	10 922	3 673	2 385	741 HEATING, COOLING EQUIP, PART	1 860	5 795	3 746
251 PULP AND WASTE PAPER	3 678	823	528	742 PUMPS FOR LIQUIDS, PARTS	648	4 514	2 872
266 SYNTHETIC FIBRES	214	135	83	743 PUMPS NES, CENTRIFUGS ETC	1 181	4 154	2 675
278 OTHER CRUDE MINERALS	11 542	276	179	744 MECHANICAL HANDLING EQUIP	1 817	5 186	3 364
285 ALUMINIUM ORE, CONCTR. ETC	1 073	148	97	745 OTH. NONELEC MCH, TOOL, NES	2 085	12 241	7 786
291 CRUDE ANIMAL MATERLS. NES	29	169	109	746 BALL OR ROLLER BEARINGS	280	1 193	778
292 CRUDE VEG. MATERIALS, NES	1 253	3 453	2 213	747 TAPS, COCKS, VALVES, ETC.	483	2 502	1 575
334 PETROLEUM PRODUCTS	636	233	149	748 TRANSMISSIONS SHAFTS ETC	627	2 854	1 835
335 RESIDUAL PETROL. PRODUCTS	21 535	2 148	1 403	749 NON-ELECT MACH. PARTS, ETC	784	4 028	2 585
411 ANIMAL OILS AND FATS	148	102	64	751 OFFICE MACHINES	176	654	426
431 ANIMAL, VEG. FATS, OILS, NES	2 071	406	258	752 AUTOMATC. DATA PROC. EQUIP	151	5 188	3 263
511 HYDROCARBONS, NES, DERIVTS	7 559	1 655	1 046	759 PARTS, FOR OFFICE MACHINS	12	434	276
512 ALCOHOL, PHENOL, ETC. DERIV	18 433	3 723	2 399	762 RADIO-BROADCAST RECEIVER	3	83	52
513 CARBOXYLIC ACIDS, DERIVTS	38 736	8 372	5 321	764 TELECOMM. EQUIP. PARTS NES	5 896	80 370	51 770
514 NITROGEN-FUNCT. COMPOUNDS	31 925	20 136	12 942	771 ELECT POWER MACHNRY, PARTS	562	4 097	2 669
515 ORGANO-INORGANIC COMPNDS	6 093	18 943	12 197	772 ELEC. SWITCH, RELAY, CIRCUIT	1 303	17 448	11 296
516 OTHER ORGANIC CHEMICALS	10 061	6 344	4 080	773 ELECTR DISTRIB. EQPT NES	679	3 776	2 341
522 INORGANIC CHEM. ELEMENTS	46 194	6 961	4 489	774 ELECTRO-MEDCL. XRAY EQUIP	709	10 106	6 915
523 METAL, SALTS, INORGAN. ACID	26 324	3 783	2 417	775 DOM. ELEC. NON-ELEC. EQUIPT	360	1 376	889
524 OTHER CHEMICAL COMPOUNDS	699	268	170	776 TRANSISTORS, VALVES, ETC.	16	452	293
531 SYNTH. COLOURS, LAKES, ETC.	7 994	23 288	14 915	778 ELECTRIC. MACH. APPART. NES	4 889	17 172	11 041
532 DYEING, TANNING MATERIALS	3 014	975	628	781 PASS. MOTOR VEHCLS. EX. BUS	9 581	35 224	22 524
533 PIGMENTS, PAINTS, ETC.	11 240	6 542	4 214	782 GOODS, SPCL TRANSPORT VEH	140	111	70
541 MEDICINES, ETC. EXC. GRP542	2 408	21 931	14 045	784 PARTS, TRACTORS, MOTOR VEH	1 496	5 369	3 472
542 MEDICAMENTS	564	7 745	4 975	785 CYCLES, MOTORCYCLES ETC.	83	395	248
551 ESSNTL. OIL, PERFUME, FLAVR	674	2 218	1 418	791 RAILWAY VEHICLES, EQUIPNT	4 549	22 213	14 145
553 PERFUMERY, COSMETICS, ETC.	114	1 048	677	800 CPL IND PLANT CHAP 90/94	391	4 984	3 001
554 SOAP, CLEANERS, POLISH, ETC	16 862	6 447	4 159	813 LIGHTING FIXTURES ETC. NES	226	1 003	672
562 FERTILIZER, EXCEPT GRP272	1 356 104	23 584	15 298	821 FURNITURE, CUSHIONS, ETC.	133	199	128
571 POLYMERS OF ETHYLENE	2 700	603	388	831 TRUNK, SUITCASES, BAG, ETC.	29	105	68
572 POLYMERS OF STYRENE	4 435	1 266	815	842 WOMEN, GIRL CLOTHING, XKNIT	6	67	43
573 POLYMERS, VINYL CHLORIDE	32 367	5 139	3 334	846 CLOTHING ACCESSRS, FABRIC	5	70	45
574 POLYACETAL, POLYCARBONATE	4 435	2 174	1 400	848 CLOTHING, NONTXTL; HEADGEAR	5	85	53
575 OTH. PLASTIC, PRIMARY FORM	21 668	13 533	8 681	851 FOOTWEAR	50	60	39
579 PLASTIC WASTE, SCRAP ETC	483	235	149	871 OPTICAL INSTRUMENTS, NES	31	1 464	959
581 PLASTIC TUBE, PIPE, HOSE	271	1 027	662	872 MEDICAL INSTRUMENTS NES	352	7 479	4 864
582 PLASTIC PLATE, SHEETS, ETC	2 002	1 967	1 262	873 METERS, COUNTERS, NES	62	666	432
583 MONOFILAMENT OF PLASTICS	79	122	78	874 MEASURE, CONTROL INSTRMNT	581	11 851	7 634
591 INSECTICIDES, ETC.	7 000	11 518	7 396	881 PHOTOGRAPH APPAR. ETC. NES	97	1 114	724
592 STARCHES, INULIN, ETC.	5 608	1 717	1 111	882 PHOTO. CINEMATOGRPH. SUPPL	3 793	8 763	5 684
597 PREPD. ADDITIVES, LIQUIDS	3 751	1 686	1 100	884 OPTICAL GOODS NES	203	128	128
598 MISC. CHEMICAL PRODS. NES	33 642	13 600	8 738	885 WATCHES AND CLOCKS	76	506	322
621 MATERIALS OF RUBBER	214	405	260	891 ARMS AND AMMUNITION	36	683	449
625 RUBBER TYRES, TUBES, ETC.	108	58	38	892 PRINTED MATTER	1 082	1 511	975
629 ARTICLES OF RUBBER, NES	226	808	527	893 ARTICLES, NES, OF PLASTICS	307	857	547
641 PAPER AND PAPERBOARD	14 046	3 789	2 445	894 BABY CARRIAGE, TOYS, GAMES	88	189	120
642 PAPER, PAPERBOARD, CUT ETC	539	556	357	895 OFFICE, STATIONERY SUPPLS	476	3 738	2 418
651 TEXTILE YARN	202	473	305	896 WORKS OF ART, ANTIQUE ETC	2	35	62
652 COTTON FABRICS, WOVEN	111	354	220	897 GOLD, SILVERWARE, JEWEL NES	539	1 405	886
653 FABRICS, MAN-MADE FIBRES	746	2 245	1 459	898 MUSICAL INSTRUMENTS, ETC.	99	2 317	1 494
654 OTH. TEXTILE FABRIC, WOVEN	12	128	79	899 MISC MANUFCTRD GOODS NES	1 553	1 553	1 001
655 KNIT, CROCHET, FABRIC NES	69	343	226	VENEZUELA			
656 TULLE, LACE, EMBROIDRY, ETC	29	188	118	IMPORTS	78 325 180	1 467 363	940 086
657 SPECIAL YARN, TXTL. FABRIC	663	2 788	1 814	034 FISH, FRESH, CHILLED, FROZN	12	124	78
658 TEXTILE ARTICLES NES	61	167	108	036 CRUSTACEANS, MOLLUSCS ETC	644	339	219
662 CLAY, REFRCT. CONSTR. MATRL	34 097	3 384	2 247	054 VEGETABLES	506	80	49
663 MINERAL MANUFACTURES, NES	3 036	1 571	1 028	057 FRUIT, NUTS EXCL. OIL NUTS	3 993	1 286	785
664 GLASS	4 499	1 373	889	058 FRUIT, PRESERVED, PREPARED	11 683	1 526	974
665 GLASSWARE	1 334	1 659	1 050	059 FRUIT, VEGETABLE JUICES	7 659	2 130	1 370
666 POTTERY	70	286	182	071 COFFEE, COFFEE SUBSTITUTE	6 497	1 958	1 208
667 PEARLS, PRECIOUS STONES	-	-	-	072 COCOA	4 421	1 294	821
671 PIG IRON, SPIEGELEISN, ETC	4 463	580	374	112 ALCOHOLIC BEVERAGES	172	88	57
673 FLAT-ROLLED IRON ETC.	215 505	14 830	9 575	121 TOBACCO, UNMANUFACTURED	1 212	993	650
674 FLAT-ROLLED PLATED IRON	19 256	1 630	1 003	222 OILSEED(SFT. FIX VEG. OIL)	523	99	67
675 FLAT-ROLLED, ALLOY STEEL	5 887	1 961	1 268	263 COTTON	30 860	1 570	1 029
676 IRON, STL. BAR, SHAPES ETC.	10 194	1 627	1 038	281 IRON ORE, CONCENTRATES	5 622 143	26 877	16 960
678 WIRE OF IRON OR STEEL	3 515	752	491	288 NON-FERROUS WASTE, SCRAP	8 251	1 536	976
679 TUBES, PIPES, ETC. IRON, STL	1 283	530	343	291 CRUDE ANIMAL MATERLS. NES	1 096	52	33
682 COPPER	1 971	1 135	735	292 CRUDE VEG. MATERIALS, NES	190	185	125
683 NICKEL	289	668	440	321 COAL, NOT AGGLOMERATED	578 180	5 045	3 112
684 ALUMINIUM	5 127	3 557	2 283	323 PETROLEUM OILS, CRUDE	68 526 247	1 293 400	829 430
686 ZINC	92	73	46	334 PETROLEUM PRODUCTS	3 125 796	52 590	33 271
687 TIN	22	48	32	421 FIXED VEG. FAT, OILS, SOFT	3 433	793	498
689 MISC. NON-FERR. BASE METAL	14	122	83	524 OTHER CHEMICAL COMPOUNDS	20 762	1 919	1 244
691 METALLIC STRUCTURES NES	1 410	1 452	951	531 SYNTH. COLOURS, LAKES, ETC.	93	103	68
692 CONTAINERS, STORAGE, TRNSP	24	67	41	541 MEDICINES, ETC. EXC. GRP542	1	167	107
693 WIRE PRODUCTS EXCL. ELECT	108	332	214	589 EXPLOSIVES, PYROTECHNICS	779	1 428	921
694 NAILS, SCREWS, NUTS, ETC.	72	377	240	611 LEATHER	8	475	304
695 TOOLS	1 679	4 758	3 060	629 ARTICLES OF RUBBER, NES	17	62	41
696 CUTLERY	59	361	229	651 TEXTILE YARN	285	331	217
697 HOUSEHOLD EQUIPMENT, NES	87	301	197	653 FABRICS, MAN-MADE FIBRES	49	92	62
699 MANUFACT. BASE METAL, NES	3 353	2 786	1 797	663 MINERAL MANUFACTURES, NES	156	72	47
712 STEAM TURBINES	23	1 103	672	671 PIG IRON, SPIEGELEISN, ETC	181 323	5 172	3 432
713 INTRNL COMBUS PSTN ENGIN	721	2 967	1 914	679 TUBES, PIPES, ETC. IRON, STL	623	59	38
716 ROTATING ELECTRIC PLANT	1 299	3 215	2 078	684 ALUMINIUM	178 325	45 232	28 875
718 OTH. POWR. GENRNG. MACHNRY	149	1 742	1 112	695 TOOLS	44	88	59
721 AGRIC. MACHINES, EX. TRACTR	51	220	141	697 HOUSEHOLD EQUIPMENT, NES	188	196	129
722 TRACTORS	903	708	450				
723 CIVIL ENGINEERING EQUIPT	1 455	3 690	2 389				



## 7 IMPORTS AND EXPORTS (SPECIAL TRADE) BY COUNTRIES OF PRODUCTION AND CONSUMPTION AND BY GROUPS OF THE SITC-REV. III 1992

GROUP DESCRIPTION	DT = 100 KG	1 000 DM	1 000 \$	GROUP DESCRIPTION	DT = 100 KG	1 000 DM	1 000 \$
712 STEAM TURBINES	421	5 826	3 701	659 FLOOR COVERINGS, ETC.	33	102	64
713 INTRNL COMBUS PSTN ENGIN	186	423	261	662 CLAY, REFRCT. CONSTR. MATRL	50 032	9 509	6 080
724 TEXTILE, LEATHER MACHINES	23	86	55	663 MINERAL MANUFACTURES, NES	3 095	2 624	1 684
728 OTH. MACH. PTS, SPCL INDUST	153	342	227	664 GLASS	2 788	561	359
731 METAL REMOVAL WORK TOOLS	185	835	575	665 GLASSWARE	1 270	1 633	1 022
737 METALWORKING MACHNRY NES	24	157	97	666 POTTERY	403	1 028	667
741 HEATING, COOLING EQUIP, PART	20	120	81	667 PEARLS, PRECIOUS STONES			
742 PUMPS FOR LIQUIDS, PARTS	81	85	55	671 PIG IRON, SPIEGELEISN, ETC	1 884	524	343
743 PUMPS NES, CENTRIFUGS ETC	85	1 397	863	672 INGOTS ETC. IRON OR STEEL	37	58	34
745 OTH. NONELEC MCH, TOOL, NES	271	220	135	673 FLAT-ROLLED IRON ETC.	30 494	2 552	1 612
749 NON-ELECT MACH. PARTS, ETC	3	71	45	674 FLAT-ROLLED PLATED IRON	5 045	946	610
752 AUTOMATC. DATA PROC. EQUIP	4	174	112	675 FLAT-ROLLED, ALLOY STEEL	25 190	7 186	4 677
759 PARTS, FOR OFFICE MACHINS	6	158	102	676 IRON, STL, BAR, SHAPES ETC.	25 648	2 701	1 716
764 TELECOMM. EQUIP. PARTS NES	4	68	44	677 RAILWAY TRACK IRON, STEEL	1 952	1 461	982
771 ELECT POWER MACHNY. PARTS	1 207	2 118	1 419	678 WIRE OF IRON OR STEEL	6 529	1 521	955
772 ELEC. SWITCH, RELAY, CIRCUT	2	82	50	679 TUBES, PIPES, ETC. IRON, STL	169 823	26 397	16 667
778 ELECTRIC MACH. APPART. NES	15	483	305	681 SILVER, PLATINUM, ETC.	2	77	49
791 RAILWAY VEHICLES, EQUIPNT	400	62	43	682 COPPER	1 875	1 639	1 055
841 MENS, BOYS CLOTHING, X-KNIT	101	162	110	683 NICKEL	868	2 030	1 308
844 WOMEN, GIRLS CLOTHING, KNIT	47	49	33	684 ALUMINIUM	42 390	21 608	13 926
845 OTHR. TEXTILE APPAREL, NES	5	137	87	686 ZINC	630	218	150
848 CLOTHING, NONTEXTL; HEADGEAR		76	48	689 MISC. NON-FERR. BASE METAL	2 738	873	559
851 FOOTWEAR	23	189	118	691 METALLIC STRUCTURES NES	997	1 141	715
872 MEDICAL INSTRUMENTS NES	1	50	31	692 CONTAINERS, STORAGE, TRNSP	463	867	561
874 MEASURE, CONTROL INSTRMNT	11	682	428	693 WIRE PRODUCTS EXCL. ELECT	508	737	477
891 ARMS AND AMMUNITION	18	91	59	694 NAILS, SCREWS, NUTS, ETC.	658	949	612
EXPORTS	1 791 244	1 263 033	807 240	695 TOOLS	2 106	6 440	4 126
022 MILK AND CREAM	2 500	438	266	696 CUTLERY	447	2 823	1 839
024 CHEESE AND CURD	446	390	255	697 HOUSEHOLD EQUIPMENT, NES	255	496	319
037 FISH ETC. PREPD, PRSVD, NES	50	202	126	699 MANUFACTS. BASE METAL, NES	6 464	6 570	4 248
048 CEREAL PREPARATIONS	105 133	5 242	3 441	700 CPL IND PLANT (84/85/87)	3 120	34 873	22 211
054 VEGETABLES	2 818	1 171	734	712 STEAM TURBINES	76	358	236
056 VEGETABLES, PRPD, PRSVD, NES	221	182	117	713 INTRNL COMBUS PSTN ENGIN	1 285	5 403	3 455
057 FRUIT, NUTS EXCL. OIL NUTS	125	93	56	714 ENGINES, MOTORS NON-ELECT	135	1 620	1 054
058 FRUIT, PRESERVED, PREPARED	849	707	441	716 ROTATING ELECTRIC PLANT	4 375	11 387	7 247
061 SUGARS, MOLASSES, HONEY	1 454	247	155	718 OTH. POWR. GENRTNG. MACHNRY	447	2 103	1 337
075 SPICES	409	206	131	721 AGRIC. MACHINES, EX. TRACTR	1 369	3 998	2 538
081 ANIMAL FEED STUFF	2 863	1 670	1 048	722 TRACTORS	12 558	11 103	7 040
098 EDIBLE PROD. PREPRNTS, NES	450	442	276	723 CIVIL ENGINEERING EQUIPT	9 213	10 083	6 327
112 ALCOHOLIC BEVERAGES	17 913	3 168	2 039	724 TEXTILE, LEATHER MACHINES	7 237	27 740	17 634
232 SYNTHETIC RUBBER, ETC.	15 883	3 749	2 402	725 PAPER, PULP MILL MACHINES	3 906	15 420	9 917
251 PULP AND WASTE PAPER	4 056	1 075	705	726 PRINTING, BOOKBINDING MACHS	5 924	25 844	16 587
268 SYNTHETIC FIBRES	4 397	1 315	852	727 FOOD-PROCESS. MCH. NON DOM	1 950	11 227	7 243
278 OTHER CRUDE MINERALS	25 228	1 968	1 284	728 OTH. MACH. PTS, SPCL INDUST	8 747	36 027	23 216
285 ALUMINIUM ORE, CONCTR. ETC	23 342	1 700	1 100	731 METAL REMOVAL WORK TOOLS	2 309	2 524	1 557
292 CRUDE VEG. MATERIALS, NES	2 515	5 838	3 636	733 MACH-TOOLS, METAL-WORKING	904	2 197	1 383
334 PETROLEUM PRODUCTS	2 143	376	237	735 PARTS, NES, FOR MACH-TOOLS	572	3 066	1 969
335 RESIDUAL PETROL. PRODUCTS	231 216	8 552	5 567	737 METALWORKING MACHNRY NES	5 375	9 238	5 925
411 ANIMAL OILS AND FATS	295	228	146	741 HEATING, COOLING EQUIP, PART	12 441	30 321	19 114
422 FIXED VEG. FAT, OILS, OTHER	2 189	237	153	742 PUMPS FOR LIQUIDS, PARTS	3 336	15 824	10 203
431 ANIMAL, VEG. FATS, OILS, NES	2 481	477	309	743 PUMPS NES, CENTRIFUGS ETC	2 459	16 800	10 704
511 HYDROCARBONS, NES, DERIVTS	5 942	1 171	754	744 MECHANICAL HANDLING EQUIP	11 763	20 293	13 281
512 ALCOHOL, PHENOL, ETC. DERIV	71 824	9 101	5 879	745 OTH. NONELEC MCH, TOOL, NES	3 382	31 910	20 653
513 CARBOXYLIC ACIDS, DERIVTS	22 554	5 134	3 288	746 BALL OR ROLLER BEARINGS	1 014	4 282	2 732
514 NITROGEN-FUNCT. COMPOUNDS	10 280	9 371	6 013	747 TAPS, COCKS, VALVES, ETC.	1 743	9 916	6 364
515 ORGANO-INORGANIC COMPNDS	6 434	14 953	9 608	748 TRANSMISSIONS, SHAFTS ETC	3 470	13 283	8 485
518 OTHER ORGANIC CHEMICALS	3 340	3 181	2 017	749 NON-ELECT MACH. PARTS, ETC	5 093	10 120	6 584
522 INORGANIC CHEM. ELEMENTS	37 103	7 446	4 780	751 OFFICE MACHINES	577	4 999	3 203
523 METAL, SALTS, INORGAN. ACID	86 852	11 960	7 537	752 AUTOMATC. DATA PROC. EQUIP	493	11 705	7 671
524 OTHER CHEMICAL COMPOUNDS	2 228	898	576	759 PARTS, FOR OFFICE MACHINS	610	6 312	4 108
531 SYNTH. COLOURS, LAKES, ETC.	4 899	14 340	9 217	761 TELEVISION RECEIVERS ETC	4	130	85
532 DYEING, TANNING MATERIALS	22 054	4 229	2 733	762 RADIO-BROADCAST RECEIVER	3	49	31
533 PIGMENTS, PAINTS, ETC.	37 492	14 438	9 291	763 SOUND RECORDER, PHONOGRPH	5	133	90
541 MEDICINES, ETC. EXCL. GRP542	3 611	19 506	12 505	764 TELECOMM. EQUIP. PARTS NES	3 076	49 608	32 506
542 MEDICAMENTS	1 048	7 988	5 134	771 ELECT POWER MACHNY. PARTS	2 057	5 060	3 162
551 ESSNTL. OIL, PERFUME, FLAVR	1 231	4 253	2 713	772 ELEC. SWITCH, RELAY, CIRCUT	5 193	37 971	24 396
553 PERFUMERY, COSMETICS, ETC.	401	2 503	1 622	773 ELECTRIC DISTRIB. EQPT NES	729	1 721	1 107
554 SOAP, CLEANERS, POLISH, ETC	7 761	3 775	2 429	774 ELECTRO-MEDCL. XRAY EQUIP	356	8 643	5 582
562 FERTILIZER, EXCEPT GRP272	299 199	5 203	3 319	775 DOM. ELEC. NON-ELEC. EQUIPT	469	1 270	828
571 POLYMERS OF ETHYLENE	686	238	149	776 TRANSISTORS, VALVES, ETC.	6	730	459
572 POLYMERS OF STYRENE	3 550	911	574	778 ELECTRIC MACH. APPART. NES	18 926	17 419	11 179
573 POLYMERS, VINYL CHLORIDE	9 951	2 633	1 724	781 PASS. MOTOR VEHCLS. EX. BUS	7 767	33 965	21 657
574 POLYACETAL, POLYCARBONATE	3 362	1 861	1 222	782 GOODS, SPCL TRANSPORT VEH	2 136	3 683	2 268
575 OTH. PLASTIC, PRIMARY FORM	26 723	16 522	10 591	783 ROAD MOTOR VEHICLES NES	585	851	546
579 PLASTIC WASTE, SCRAP ETC	332	168	109	784 PARTS, TRACTORS, MOTOR VEH	21 888	35 497	22 555
581 PLASTIC TUBE, PIPE, HOSE	970	2 276	1 444	786 TRAILERS, SEMI-TRAILR, ETC	70	149	97
582 PLASTIC PLATE, SHEETS, ETC	2 034	1 937	1 256	792 AIRCRAFT, ASSOCTD. EQUIPNT	812	1 358	913
591 INSECTICIDES, ETC.	2 778	3 253	2 077	793 SHIP, BOAT, FLOAT, STRUCTRS	56	277	181
592 STARCHES, INULIN, ETC.	6 177	1 642	1 062	800 CPL IND PLANT CHAP 90/94	93	3 687	2 327
597 PREPRD ADDITIVES, LIQUIDS	4 428	2 401	1 548	811 PREFABRICATED BUILDINGS	63	117	72
598 MISC. CHEMICAL PRODS. NES	30 234	13 296	8 518	813 LIGHTNG FIXTURES ETC. NES	281	1 064	675
600 CPL IND PLANT CHAP 69-76	1 328	685	422	821 FURNITURE, CUSHIONS, ETC.	594	834	536
612 MANUFACT. LEATHER ETC. NES	4	114	70	831 TRUNK, SUITCASES, BAG, ETC	110	686	438
621 MATERIALS OF RUBBER	409	816	532	841 MENS, BOYS CLOTHING, X-KNIT	22	213	139
625 RUBBER TYRES, TUBES, ETC.	2 679	921	574	842 WOMEN, GIRL CLOTHING, XKNIT	12	759	484
629 ARTICLES OF RUBBER, NES	1 734	3 887	2 508	844 WOMEN, GIRLS CLOTHING, KNIT	6	98	61
635 WOOD MANUFACTURES, NES	91	121	74	845 OTHR. TEXTILE APPAREL, NES	67	375	237
641 PAPER AND PAPERBOARD	20 905	6 155	3 946	846 CLOTHING ACCESSRS, FABRIC	10	98	61
642 PAPER, PAPERBOARD, CUT ETC	856	682	438	848 CLOTHING, NONTEXTL; HEADGEAR	7	147	95
651 TEXTILE YARN	204	748	475	851 FOOTWEAR	78	231	150
652 COTTON FABRICS, WOVEN	339	1 476	931	871 OPTICAL INSTRUMENTS, NES	27	1 352	879
653 FABRICS, MAN-MADE FIBRES	126	799	506	872 MEDICAL INSTRUMENTS NES	277	6 568	4 206
654 OTH. TEXTILE FABRIC, WOVEN	13	124	74	873 METERS, COUNTERS, NES	538	3 695	2 349
655 KNIT, CROCHET, FABRIC NES	114	517	321	874 MEASURE, CONTROL INSTRMNT	988	18 622	11 982
656 TULLE, LACE, EMBROIDRY, ETC	15	67	42	881 PHOTOGRAPH APPAR. ETC. NES	240	3 645	2 350
657 SPECIAL YARN, TEXTL. FABRIC	1 649	5 438	3 520	882 PHOTO. CINEMATOGRPH. SUPPL	1 009	1 863	1 188
658 TEXTILE ARTICLES NES	174	265	169	884 OPTICAL GOODS NES	1	783	498
				885 WATCHES AND CLOCKS	47	863	551
				891 ARMS AND AMMUNITION	9	232	149



## 7 IMPORTS AND EXPORTS (SPECIAL TRADE) BY COUNTRIES OF PRODUCTION AND CONSUMPTION AND BY GROUPS OF THE SITC-REV. III 1992

GROUP DESCRIPTION	DT = 100 KG	1 000 DM	1 000 \$	GROUP DESCRIPTION	DT = 100 KG	1 000 DM	1 000 \$
892 PRINTED MATTER	1 254	2 127	1 357	744 MECHANICAL HANDLING EQUIP	42	93	62
893 ARTICLES, NES, OF PLASTICS	1 922	2 664	1 702	745 OTH. NONELEC. MCH, TOOL, NES	62	445	285
894 BABY CARRIAGE, TOYS, GAMES	180	432	275	764 TELECOMM. EQUIP. PARTS, NES	8	55	37
895 OFFICE, STATIONERY SUPPLS	443	2 173	1 416	772 ELEC. SWITCH, RELAY, CIRCUIT	63	205	131
896 WORKS OF ART, ANTIQUE ETC	7	237	148	778 ELECTRIC. MACH. APPART. NES	374	240	158
897 GOLD, SILVERWARE, JEWEL NES	1	282	180	781 PASS. MOTOR VEHCLS. EX. BUS	4 872	10 342	6 387
898 MUSICAL INSTRUMENTS, ETC.	862	3 744	2 443	784 PARTS, TRACTORS, MOTOR VEH	83	265	170
899 MISC MANUFACTURED GOODS NES	567	2 251	1 446	813 LIGHTING FIXTURES ETC. NES	67	174	110
941 COMPL. IND. PLANT CHAPT 99	239	2 739	1 726	851 FOOTWEAR	26	82	53
961 COIN NONGOLD NONCURRENT	1 757	2 829	1 827	874 MEASURE, CONTROL INSTRMNT	44	88	56
				892 PRINTED MATTER	25	60	37
GUYANA				FRENCH GUIAN			
IMPORTS				IMPORTS			
001 LIVE ANIMALS	22	344	222	112 ALCOHOLIC BEVERAGES	747	104	68
034 FISH, FRESH, CHILLED, FROZEN	7	72	45	622 INORGANIC CHEM. ELEMENTS	9	129	78
042 RICE	10 618	1 010	644	874 MEASURE, CONTROL INSTRMNT	30	3 524	2 234
071 COFFEE, COFFEE SUBSTITUTE	323	88	54				
112 ALCOHOLIC BEVERAGES	12 896	1 826	1 173	EXPORTS			
278 OTHER CRUDE MINERALS	3 035	123	78	112 ALCOHOLIC BEVERAGES	605	92	58
285 ALUMINIUM ORE, CONCENTR. ETC	187 000	5 397	3 461	278 OTHER CRUDE MINERALS	4 848	158	100
287 ORE, CONCENTR. BASE METALS	14 018	255	157	522 INORGANIC CHEM. ELEMENTS	20	342	216
EXPORTS				642 PAPER, PAPERBOARD, CUT ETC	163	90	58
022 MILK AND CREAM	362	59	40	652 COTTON FABRICS, WOVEN	201	108	68
054 VEGETABLES	40	59	36	662 CLAY, REFRACT. CONSTR. MATRL	285	50	31
664 GLASS	238	46	30	664 GLASS	404	64	41
676 IRON, STL. BAR, SHAPES ETC.	1 944	88	54	684 ALUMINIUM	32	93	63
695 TOOLS	70	224	138	691 METALLIC STRUCTURES NES	2 065	8 200	5 259
713 INTRNL COMBUS PSTN ENGIN	16	66	41	700 CPL. IND. PLANT (84/85/87)	90	370	228
722 TRACTORS	137	96	62	713 INTRNL COMBUS PSTN ENGIN	14	87	55
723 CIVIL ENGINEERING EQUIPT	396	1 481	938	718 OTH. POWR, GENRTNG, MACHNRY	3	172	112
726 PRINTNG, BOOKBINDNG MACHS	6	87	54	721 AGRIC. MACHINES, EX. TRACTR	23	80	53
727 FOOD-PROCESS. MCH. NON DOM	28	190	124	723 CIVIL ENGINEERING EQUIPT	129	202	123
728 OTH. MACH. PTS, SPCL. INDUST	60	382	237	728 OTH. MACH. PTS, SPCL. INDUST	271	317	191
731 METAL REMOVAL WORK TOOLS	4	48	30	744 MECHANICAL HANDLING EQUIP	25	112	72
741 HEATING, COOLING EQUIP, PART	14	139	88	745 OTH. NONELEC. MCH, TOOL, NES	93	560	361
743 PUMPS NES, CENTRIFUGS ETC	13	62	39	761 TELEVISION RECEIVERS ETC	57	171	107
744 MECHANICAL HANDLING EQUIP	8	99	62	763 SOUND RECORDER, PHONOGRPH	7	61	37
745 OTH. NONELEC. MCH, TOOL, NES	62	310	204	764 TELECOMM. EQUIP. PARTS NES	3	181	115
771 ELECT. POWER. MACHNRY. PARTS	110	69	45	775 DOM. ELEC. NON-ELEC. EQUIPT	48	109	67
775 DOM. ELEC. NON-ELEC. EQUIPT	22	334	213	778 ELECTRIC. MACH. APPART. NES	12	94	57
781 PASS. MOTOR VEHCLS. EX. BUS	76	282	182	781 PASS. MOTOR VEHCLS. EX. BUS	676	2 121	1 364
782 GOODS, SPCL. TRANSPORT VEH	904	970	613	782 GOODS, SPCL. TRANSPORT VEH	575	925	610
784 PARTS, TRACTORS, MOTOR VEH	31	88	55	784 PARTS, TRACTORS, MOTOR VEH	130	826	527
				786 TRAILERS, SEMI-TRAILER, ETC	45	60	38
SURINAME				792 AIRCRAFT, ASSOC. EQUIPNT	923	257 526	165 739
IMPORTS				851 FOOTWEAR	19	72	45
001 LIVE ANIMALS	3	59	36	874 MEASURE, CONTROL INSTRMNT	4	52	34
042 RICE	112 815	10 544	6 826	893 ARTICLES, NES, OF PLASTICS	52	74	47
047 OTHER CEREAL MEAL, FLOURS	1 582	195	125	895 OFFICE, STATIONERY SUPPLS	14	51	33
247 WOOD ROUGH, ROUGH SQUARED	1 397	85	56				
285 ALUMINIUM ORE, CONCENTR. ETC	415 498	14 711	9 559	ECUADOR			
684 ALUMINIUM	128 263	27 842	17 681	IMPORTS			
961 COIN NONGOLD NONCURRENT		48	30	017 MEAT, OFFL. PRPD, PRSVD, NES	337	177	109
EXPORTS				034 FISH, FRESH, CHILLED, FROZEN	1 292	668	429
048 CEREAL PREPARATIONS	1 680	148	90	036 CRUSTACEANS, MOLLUSCS ETC	101	123	80
061 SUGARS, MOLASSES, HONEY	27 401	1 113	727	037 FISH ETC. PREPD, PRSVD, NES	774	358	232
074 TEA AND MATE	150	98	64	045 OTHER CEREALS, UNMILLED	540	107	68
278 OTHER CRUDE MINERALS	7 700	109	69	048 CEREAL PREPARATIONS	319	162	105
285 ALUMINIUM ORE, CONCENTR. ETC	40	68	46	054 VEGETABLES	4 679	1 151	738
533 PIGMENTS, PAINTS, ETC.	467	158	96	056 VEGETABLES, PRPD, PRSVD, NES	4 223	1 717	1 118
541 MEDICINES, ETC. EXC. GRP542	17	114	72	057 FRUIT, NUTS EXCL. CIL NUTS	4 358 695	390 005	248 541
542 MEDICAMENTS	84	181	118	058 FRUIT, PRESERVED, PREPARED	23 013	3 440	2 158
553 PERFUMERY, COSMETICS, ETC.	150	381	244	059 FRUIT, VEGETABLE JUICES	3 758	2 072	1 291
554 SOAP, CLEANERS, POLISH, ETC	448	99	65	071 COFFEE, COFFEE SUBSTITUTE	85 549	21 987	13 977
571 POLYMERS OF ETHYLENE	2 100	253	170	072 COCA	47 003	12 432	8 008
572 POLYMERS OF STYRENE	410	58	37	098 EDIBLE PROD. PREPRTNS, NES	723	119	77
575 OTH. PLASTIC, PRIMARY FORM	3 066	346	220	121 TOBACCO, UNMANUFACTURED	27	73	45
582 PLASTIC PLATE, SHEETS, ETC	235	80	50	248 WOOD, SIMPLY WORKED	3 251	847	532
591 INSECTICIDES, ETC.	460	1 007	631	265 VEGETABLE TEXTILE FIBRES	2 700	609	389
598 MISC. CHEMICAL PRODS. NES	664	154	104	292 CRUDE VEG. MATERIALS, NES	6 235	5 937	3 755
629 ARTICLES OF RUBBER, NES	30	99	64	532 DYEING, TANNING MATERIALS	16	121	78
641 PAPER AND PAPERBOARD	1 108	166	103	611 LEATHER	10	184	111
642 PAPER, PAPERBOARD, CUT ETC	313	147	99	634 VENEERS, PLYWOOD, ETC.	613	628	403
662 CLAY, REFRACT. CONSTR. MATRL	548	140	89	635 WOOD MANUFACTURES, NES	1 096	1 313	846
664 GLASS	991	84	53	642 PAPER, PAPERBOARD, CUT ETC	260	77	51
676 IRON, STL. BAR, SHAPES ETC.	659	51	31	652 COTTON FABRICS, WOVEN	2 964	1 809	1 162
682 COPPER	22	67	39	657 SPECIAL YARN, TXTL. FABRIC	17	101	68
691 METALLIC STRUCTURES NES	84	53	40	658 TEXTILE ARTICLES NES	211	296	184
692 CONTAINERS, STORAGE, TRANSP	52	67	45	764 TELECOMM. EQUIP. PARTS NES	90	134	87
693 WIRE PRODUCTS EXCL. ELECT	929	147	93	772 ELEC. SWITCH, RELAY, CIRCUIT	73	112	77
695 TOOLS	92	207	132	781 PASS. MOTOR VEHCLS. EX. BUS	17	128	88
699 MANUFACT. BASE METAL, NES	54	73	47	841 MENS, BOYS CLOTHING, X-KNIT	31	76	45
713 INTRNL COMBUS PSTN ENGIN	13	126	80	845 OTH. TEXTILE APPAREL, NES	1 077	1 825	1 172
716 ROTATING ELECTRIC PLANT	21	116	71	848 CLOTHING, NONTXTL; HEADGEAR	30	237	158
722 TRACTORS	443	352	217	882 PHOTO. CINEMATOGPH. SUPPL	44	82	52
723 CIVIL ENGINEERING EQUIPT	184	342	222	899 MISC MANUFACTURED GOODS NES	750	1 399	890
726 PRINTNG, BOOKBINDNG MACHS	26	124	78	971 GOLD, NONMONTY EXCL. ORES		84	52
727 FOOD-PROCESS. MCH. NON DOM	12	69	47				
728 OTH. MACH. PTS, SPCL. INDUST	140	281	184	EXPORTS			
741 HEATING, COOLING EQUIP, PART	62	72	46	001 LIVE ANIMALS	5	76	47
743 PUMPS NES, CENTRIFUGS ETC	20	54	33	022 MILK AND CREAM	783	256	161
				025 EGGS, BIRDS, YOLKS, ALBUMIN	47	56	37



## 7 IMPORTS AND EXPORTS (SPECIAL TRADE) BY COUNTRIES OF PRODUCTION AND CONSUMPTION AND BY GROUPS OF THE SITC-REV. III 1992

GROUP DESCRIPTION	DT = 100 KG	1 000 DM	1 000 \$	GROUP DESCRIPTION	DT = 100 KG	1 000 DM	1 000 \$
048 CEREAL PREPARATIONS	3 505	206	131	748 TRANSMISSIONS SHAFTS ETC	528	1 840	1 176
054 VEGETABLES	40	103	62	749 NON-ELECT MACH.PARTS,ETC	244	1 713	1 094
061 SUGARS,MOLASSES,HONEY	581	116	77	751 OFFICE MACHINES	26	260	167
071 COFFEE,COFFEE SUBSTITUTE	825	247	156	752 AUTOMATC.DATA PROC.EQUIP	24	2 571	1 596
081 ANIMAL FEED STUFF	1 172	485	309	759 PARTS, FOR OFFICE MACHINS	4	131	90
098 EDIBLE PROD.PREPRTNS,NES	192	130	79	763 SOUND RECORDER,PHONOGRPH	2	85	55
112 ALCOHOLIC BEVERAGES	1 322	379	241	764 TELECOMM.EQUIP.PARTS NES	54	2 141	1 418
232 SYNTHETIC RUBBER, ETC.	1 647	324	202	771 ELECT POWER MACHNY.PARTS	61	469	318
251 PULP AND WASTE PAPER	1 244	256	165	772 ELEC.SWITCH.RELAY.CIRCUIT	768	4 460	2 794
266 SYNTHETIC FIBRES	7 321	2 100	1 358	773 ELECTR DISTRIB.EQPT NES	1 029	985	623
278 OTHER CRUDE MINERALS	9 483	139	89	774 ELECTRO-MEDCL,XRAY EQUIP	273	5 189	3 557
292 CRUDE VEG.MATERIALS, NES	667	999	641	775 DOM.ELEC, NON-ELEC. EQUIPT	22	83	52
334 PETROLEUM PRODUCTS	890	162	100	776 TRANSISTORS, VALVES, ETC.	8	78	47
335 RESIDUAL PETROL. PRODUCTS	12 605	1 208	773	778 ELECTRIC.MACH, APPART. NES	742	1 688	1 102
431 ANIMAL, VEG. FATS, OILS, NES	1 680	376	242	781 PASS. MOTOR VEHCLS. EX. BUS	4 926	17 753	11 563
511 HYDROCARBONS, NES, DERIVS	860	322	202	782 GOODS, SPCL TRANSPORT VEH	7 506	16 905	10 453
512 ALCOHOL, PHENOL, ETC. DERIV	3 329	959	617	783 ROAD MOTOR VEHICLES NES	360	449	301
513 CARBOXYLIC ACIDS, DERIVS	3 008	6 413	4 168	784 PARTS, TRACTORS, MOTOR VEH	2 430	7 736	4 975
514 NITROGEN-FUNCT. COMPOUNDS	1 813	4 002	2 603	786 TRAILERS, SEMI-TRAILR, ETC	130	105	66
515 ORGANO-INORGANIC COMPNDS	1 664	5 771	3 726	792 AIRCRAFT, ASSOCTD. EQUIPNT	429	3 956	2 501
516 OTHER ORGANIC CHEMICALS	571	605	388	793 SHIP, BOAT, FLOAT. STRUCTS	24	114	75
522 INORGANIC CHEM. ELEMENTS	3 806	1 045	674	813 LIGHTING FIXTURES ETC. NES	104	331	216
523 METAL, SALTS, INORGAN. ACID	32 896	3 254	2 080	821 FURNITURE, CUSHIONS, ETC.	95	120	77
531 SYNTH. COLOURS, LAKES, ETC.	1 296	3 510	2 264	848 CLOTHNG, NONTXTL; HEADGEAR	33	52	33
532 DYEING, TANNING MATERIALS	358	118	75	851 FOOTWEAR	7	51	34
533 PIGMENTS, PAINTS, ETC.	8 235	3 971	2 549	871 OPTICAL INSTRUMENTS, NES	73	1 245	833
541 MEDICINES, ETC. EXC. GRP542	692	8 818	5 719	872 MEDICAL INSTRUMENTS NES	424	3 362	2 227
542 MEDICAMENTS	1 038	9 506	6 087	873 METERS, COUNTERS, NES	2	74	49
551 ESSNTL. OIL, PERFUME, FLAVR	239	1 069	694	874 MEASURE, CONTROL INSTRMNT	1 145	7 801	5 006
553 PERFUMERY, COSMETICS, ETC.	334	404	272	881 PHOTOGRAPH APPAR. ETC. NES	41	389	259
554 SOAP, CLEANERS, POLISH, ETC	4 389	1 602	1 052	882 PHOTO. CINEMATOGRPH. SUPPL	425	563	364
562 FERTILIZER, EXCEPT GRP272	102 093	1 908	1 190	884 OPTICAL GOODS NES	2	145	92
571 POLYMERS OF ETHYLENE	3 176	537	345	891 ARMS AND AMMUNITION	7	211	134
572 POLYMERS OF STYRENE	4 528	793	515	892 PRINTED MATTER	381	427	276
573 POLYMERS, VINYL CHLORIDE	7 673	1 755	1 126	893 ARTICLES, NES, OF PLASTICS	392	628	406
574 POLYACETAL, POLYCARBONATE	1 523	701	440	894 BABY CARRIAGE, TOYS, GAMES	41	123	75
575 OTH. PLASTIC, PRIMARY FORM	4 005	2 644	1 679	895 OFFICE, STATIONERY SUPPLS	425	1 214	777
581 PLASTIC TUBE, PIPE, HOSE	57	150	95	897 GOLD, SILVERWARE, JEWEL NES	1	163	105
582 PLASTIC PLATE, SHEETS, ETC	949	1 259	803	898 MUSICAL INSTRUMENTS, ETC.	19	142	96
583 MONOFILAMENT OF PLASTICS	45	78	51	899 MISC MANUFACTD GOODS NES	226	803	514
591 INSECTICIDES, ETC.	6 148	7 691	4 822	961 COIN NONGOLD NONCURRENT	12 159	10 637	7 101
592 STARCHES, INULIN, ETC.	2 546	866	557				
593 EXPLOSIVES, PYROTECHNICS	8	114	69	PERU			
597 PREPRD ADDITIVES, LIQUIDS	564	205	130	IMPORTS	2 465 704	315 521	201 657
598 MISC. CHEMICAL PRDCTS. NES	6 363	3 471	2 237				
621 MATERIALS OF RUBBER	118	150	95	011 BOVINE MEAT	57	66	42
625 RUBBER TYRES, TUBES, ETC.	346	84	53	012 OTHER MEAT, MEAT OFFAL	233	155	99
629 ARTICLES OF RUBBER, NES	359	931	594	034 FISH, FRESH, CHILLED, PRQZN	1 153	844	357
641 PAPER AND PAPERBOARD	4 473	2 058	1 323	054 VEGETABLES	24 661	5 988	5 788
642 PAPER, PAPERBOARD, CUT ETC	170	171	112	056 VEGETABLES, PRPD, PRSVD, NES	42 390	15 214	9 737
651 TEXTILE YARN	122	562	364	057 FRUIT, NUTS EXCL. OIL NUTS	6 322	2 221	1 416
653 FABRICS, MAN-MADE FIBRES	19	53	35	058 FRUIT, PRESERVED, PREPARED	4 504	787	500
657 SPECIAL YARN, TXTL. FABRIC	153	573	363	059 FRUIT, VEGETABLE JUICES	921	398	254
658 TEXTILE ARTICLES NES	33	96	62	071 COFFEE, COFFEE SUBSTITUTE	130 854	30 611	19 532
662 CLAY, REFRCT. CONSTR. MATRL	7 140	979	631	072 COCOA	1 322	299	194
663 MINERAL MANUFACTURES, NES	947	1 031	666	081 ANIMAL FEED STUFF	1 500 309	108 896	69 436
664 GLASS	988	251	162	121 TOBACCO, UNMANUFACTURED	587	224	143
665 GLASSWARE	369	285	180	263 COTTON	12 983	4 745	3 086
666 POTTERY	75	162	106	268 WOOL, OTHER ANIMAL HAIR	5 661	4 572	2 892
667 PEARLS, PRECIOUS STONES				278 OTHER CRUDE MINERALS	1 926	123	79
671 PIG IRON, SPIEGELEISN, ETC	385	101	67	287 ORE, CONCENTR. BASE METALS	601 777	30 157	19 464
673 FLAT-ROLLED IRON ETC.	86 817	8 686	5 496	291 CRUDE ANIMAL MATERLS. NES	1 321	3 082	1 991
674 FLAT-ROLLED PLATED IRON	89 894	12 557	8 060	292 CRUDE VEG. MATERIALS, NES	4 908	6 141	3 886
675 FLAT-ROLLED, ALLOY STEEL	1 279	366	249	522 INORGANIC CHEM. ELEMENTS	2 145	583	373
676 IRON, STL. BAR, SHAPES ETC.	1 225	252	157	532 DYEING, TANNING MATERIALS	605	1 473	947
679 TUBES, PIPES, ETC. IRON, STL	439	157	104	541 MEDICINES, ETC. EXC. GRP542	2	456	301
682 COPPER	147	163	109	611 LEATHER	225	1 072	692
683 NICKEL	4	56	34	612 MANUFACT. LEATHER ETC. NES	13	51	35
684 ALUMINIUM	5 020	3 590	2 309	635 WOOD MANUFACTURES, NES	35	73	47
692 CONTAINERS, STORAGE, TRNSP	191	95	64	651 TEXTILE YARN	26 907	27 443	17 549
694 NAILS, SCREWS, NUTS, ETC.	711	556	353	652 COTTON FABRICS, WOVEN	1 163	1 065	684
695 TOOLS	1 343	3 302	2 112	653 FABRICS, MAN-MADE FIBRES	198	270	173
696 CUTLERY	48	286	181	654 OTH. TEXTILE FABRIC, WOVEN	61	429	271
697 HOUSEHOLD EQUIPMENT, NES	27	83	53	658 TEXTILE ARTICLES NES	227	523	333
699 MANUFACTS. BASE METAL, NES	1 186	1 194	761	659 FLOOR COVERINGS, ETC.	37	82	55
712 STEAM TURBINES		59	37	661 LIME, CEMENT, CONSTR. MATRL	36	65	41
713 INTRNL COMBUS PSTN ENGIN	1 725	17 842	11 622	663 MINERAL MANUFACTURES, NES	43	61	40
714 ENGINES, MOTORS NON-ELECT	22	781	526	666 POTTERY	216	313	205
716 ROTATING ELECTRIC PLANT	219	798	506				
718 OTH. POWR. GENRTNG. MACHNRY	116	1 600	1 091	667 PEARLS, PRECIOUS STONES			
721 AGRIC. MACHINES, EX. TRACTR	37	55	37	682 COPPER	79 298	28 576	18 347
722 TRACTORS	433	376	234	689 MISC. NON-FERR. BASE METAL	3 747	3 296	2 092
723 CIVIL ENGINEERING EQUIPT	243	330	212	726 PRINTNG, BOOKBINDNG MACHS	7	153	94
724 TEXTILE, LEATHER MACHINES	5 771	17 220	11 118	742 PUMPS FOR LIQUIDS, PARTS	2 064	5 867	3 542
725 PAPER, PULP MILL MACHINES	8 903	3 314	2 210	743 PUMPS NES, CENTRIFUGS ETC	3	71	48
726 PRINTNG, BOOKBINDNG MACHS	1 186	6 688	4 237	748 TRANSMISSIONS SHAFTS ETC		142	90
727 FOOD-PROCESS. MCH. NON DOM	298	1 372	890	784 PARTS, TRACTORS, MOTOR VEH	36	55	33
728 OTH. MACH, PTS, SPCL INDUST	1 609	8 653	5 436	821 FURNITURE, CUSHIONS, ETC.	72	154	101
731 METAL REMOVAL WORK TOOLS	158	607	416	841 MENS, BOYS CLOTHNG, X-KNIT	84	270	170
733 MACH-TOOLS, METAL-WORKING	154	210	131	842 WOMEN, GIRL CLOTHNG, X-KNIT	23	151	96
735 PARTS, NES, FOR MACH-TOOLS	19	289	183	843 MENS, BOYS CLOTHNG, KNIT	271	1 262	810
737 METALWORKING MACHNRY NES	96	675	426	844 WOMEN, GIRLS CLOTHNG, KNIT	362	1 135	744
741 HEATNG, COOLNG EQUIP, PART	622	1 585	1 011	845 OTHR. TEXTILE APPAREL, NES	4 491	14 800	9 530
742 PUMPS FOR LIQUIDS, PARTS	67	1 032	655	846 CLOTHING ACCESSRS, FABRIC	8	78	50
743 PUMPS NES, CENTRIFUGS ETC	598	2 389	1 558	848 CLOTHNG, NONTXTL; HEADGEAR	9	90	56
744 MECHANICAL HANDLING EQUIP	3 314	5 434	3 477	894 BABY CARRIAGE, TOYS, GAMES	21	64	42
745 OTH. NONELEC MCH, TOOL, NES	738	4 227	2 727	896 WORKS OF ART, ANTIQUE ETC	64	368	240
746 BALL OR ROLLER BEARINGS	73	333	211	897 GOLD, SILVERWARE, JEWEL NES	37	512	338
747 TAPS, COCKS, VALVES, ETC.	39	713	452	971 GOLD, NONMONTY EXCL ORES	3	5 952	3 681



## 7 IMPORTS AND EXPORTS (SPECIAL TRADE) BY COUNTRIES OF PRODUCTION AND CONSUMPTION AND BY GROUPS OF THE SITC-REV. III 1992

GROUP DESCRIPTION	DT = 100 KG	1 000 DM	1 000 \$	GROUP DESCRIPTION	DT = 100 KG	1 000 DM	1 000 \$
EXPORTS	565 569	243 397	156 333	OTH.NONELEC MCH,TOOL,NES	903	3 977	2 579
001 LIVE ANIMALS	4 001	1 399	967	746 BALL OR ROLLER BEARINGS	150	608	387
022 MILK AND CREAM	105 658	15 974	10 025	747 TAPS,COCKS,VALVES,ETC.	330	1 513	982
024 CHEESE AND CURD	416	186	121	748 TRANSMISSIONS SHAFTS ETC	965	3 773	2 454
048 CEREAL PREPARATIONS	134 011	7 381	4 632	749 NON-ELECT MACH,PARTS,ETC	402	1 416	924
054 VEGETABLES	430	744	462	751 OFFICE MACHINES	88	262	167
061 SUGARS,MOLASSES,HONEY	2 616	219	140	752 AUTOMATC.DATA PROC.EQUIP	21	484	305
081 ANIMAL FEED STUFF	704	766	506	759 PARTS,FOR OFFICE MACHINS	1	77	46
112 ALCOHOLIC BEVERAGES	3 001	789	486	763 SOUND RECORDER,PHONOGRPH	9	177	115
232 SYNTHETIC RUBBER, ETC.	918	201	131	764 TELECOMM.EQUIP,PARTS NES	37	1 083	687
251 PULP AND WASTE PAPER	1 421	295	191	771 ELECT POWER MACHNY,PARTS	74	354	226
263 COTTON	576	146	93	772 ELEC.SWITCH.RELAY.CIRCUIT	699	5 682	3 645
266 SYNTHETIC FIBRES	1 318	481	303	773 ELECTR DISTRIBT,EQPT NES	127	197	125
278 OTHER CRUDE MINERALS	7 228	259	168	774 ELECTRO-MEDCL,XRAY EQUIP	5	232	157
291 CRUDE ANIMAL MATERLS,NES	97	288	188	775 DOM.ELEC,NON-ELEC.EQUIPT	257	527	329
292 CRUDE VEG.MATERIALS, NES	430	1 085	682	776 TRANSISTORS,VALVES,ETC.	70	44	44
334 PETROLEUM PRODUCTS	828	284	177	778 ELECTRIC.MACH.APPART.NES	687	2 739	1 725
335 RESIDUAL PETROL. PRODUCTS	6 679	794	511	781 PASS.MOTOR VEHCLS.EX.BUS	2 603	8 880	5 596
421 FIXED VEG.FAT,OILS, SOFT	8 740	974	639	782 GOODS,SPCL TRANSPORT VEH	972	2 091	1 354
431 ANIMAL,VEG.FATS,OILS,NES	325	66	40	783 ROAD MOTOR VEHICLES NES	289	81	52
511 HYDROCARBONS,NES,DERIVTS	2 046	699	460	784 PARTS,TRACTORS,MOTOR VEH	2 869	4 977	3 170
512 ALCOHOL,PHENOL,ETC.DERIV	1 449	795	502	791 RAILWAY VEHICLES.EQUIPNT	10	103	71
513 CARBOXYLIC ACIDS,DERIVTS	7 304	4 329	2 778	813 LIGHTING FIXTURES ETC.NES	99	380	244
514 NITROGEN-FUNCT.COMPOUNDS	992	2 368	1 525	821 FURNITURE,CUSHIONS,ETC.	58	282	177
515 ORGANO-INORGANIC COMPNDS	3 178	5 865	3 777	871 OPTICAL INSTRUMENTS,NES	38	298	191
516 OTHER ORGANIC CHEMICALS	441	1 025	663	872 MEDICAL INSTRUMENTS NES	154	3 834	2 468
522 INORGANIC CHEM.ELEMENTS	10 539	2 380	1 501	873 METERS,COUNTERS,NES	7	116	74
523 METAL.SALTS,INORGAN.ACID	40 817	3 713	2 389	874 MEASURE,CONTROL INSTRMNT	208	3 787	2 433
531 SYNTH.COLOURS,LAKES,ETC.	1 790	5 505	3 538	881 PHOTOGRAPH APPAR.ETC.NES	41	288	179
532 DYEING,TANNING MATERIALS	182	82	56	882 PHOTO.CINEMATOGRPH.SUPPL	324	566	357
533 PIGMENTS, PAINTS, ETC.	11 091	3 782	2 422	884 OPTICAL GOODS NES	1	150	97
541 MEDICINES,ETC.EXC.GRP542	1 109	9 597	6 158	885 WATCHES AND CLOCKS	8	169	112
542 MEDICAMENTS	386	5 021	3 228	891 ARMS AND AMMUNITION	8	200	131
551 ESSNTL.OIL,PERFUME,FLAVR	416	1 427	920	892 PRINTED MATTER	637	1 006	647
553 PERFUMERY,COSMETICS,ETC.	968	1 373	883	903 ARTICLES,NES,OF PLASTICS	837	1 060	693
554 SOAP,CLEANERS,POLISH,ETC	9 379	2 855	1 839	894 BABY CARRIAGE,TOYS,GAMES	68	152	99
562 FERTILIZER,EXCEPT GRP272	595	297	195	895 OFFICE,STATIONERY SUPPLS	879	2 289	1 435
571 POLYMERS OF ETHYLENE	4 035	744	470	897 GOLD,SILVERWARE,JEWEL NES	1	240	831
572 POLYMERS OF STYRENE	3 420	574	363	898 MUSICAL INSTRUMENTS,ETC.	99	526	334
573 POLYMERS,VINYL CHLORIDE	3 302	985	642	899 MISC MANUFCTRD GOODS NES	268	717	460
574 POLYACETAL,POLYCARBONATE	707	410	261				
575 OTH.PLASTIC,PRIMARY FORM	13 423	5 460	3 520	BRAZIL			
581 PLASTIC TUBE,PIPE,HOSE	233	641	404	IMPORTS	216 405 773	5 377 991	3 453 150
582 PLASTIC PLATE,SHEETS,ETC	570	728	470	001 LIVE ANIMALS	105	159	101
591 INSECTICIDES, ETC.	3 353	2 866	1 837	011 BOVINE MEAT	142 585	130 884	84 198
592 STARCHES,INULIN,ETC.	3 418	648	414	012 OTHER MEAT, MEAT OFFAL	120 896	87 098	56 090
593 EXPLOSIVES,PYROTECHNICS	7	133	82	017 MEAT,OFFL,PRPD,PRSD,NES	170 360	116 033	74 337
597 PREPRED ADDITIVES,LIQUIDS	934	564	368	024 CHEESE AND CURD	242	81	50
598 MISC.CHEMICAL PRDCTS,NES	6 928	5 391	3 477	034 FISH,FRESH,CHILLED,FROZN	2 076	4 457	2 852
621 MATERIALS OF RUBBER	231	468	300	036 CRUSTACEANS,MOLLUSCS ETC	145	213	145
629 ARTICLES OF RUBBER, NES	525	1 004	649	037 FISH ETC. PREPD,PRSD,NES	168	77	53
641 PAPER AND PAPERBOARD	7 328	2 099	1 344	054 VEGETABLES	4 111	287	186
642 PAPER,PAPERBOARD,CUT ETC	364	301	189	056 VEGETABLES,PRPD,PRSD,NES	1 981	970	627
651 TEXTILE YARN	217	434	276	057 FRUIT,NUTS EXCL.OIL NUTS	348 733	62 279	39 469
653 FABRICS,MAN-MADE FIBRES	33	205	133	058 FRUIT,PRESERVED,PREPARED	74 577	10 537	6 748
657 SPECIAL YARN,TXTL.FABRIC	308	696	446	059 FRUIT, VEGETABLE JUICES	2 564 406	611 463	390 486
659 FLOOR COVERINGS, ETC.	128	443	274	061 SUGARS,MOLASSES,HONEY	8 560	1 547	1 002
662 CLAY,REFRCT.CONSTR.MATRL	9 853	2 406	1 603	062 SUGAR CONFECTIONERY	1 782	562	366
663 MINERAL MANUFACTURES,NES	1 083	1 109	705	071 COFFEE,COFFEE SUBSTITUTE	1 017 701	249 088	159 110
664 GLASS	1 594	332	214	072 COCOA	57 241	13 096	8 359
665 GLASSWARE	228	317	206	073 CHOCOLATE,OTH.COCOA PREP	222	117	76
666 POTTERY	23	62	38	074 TEA AND MATE	6 002	1 923	1 228
671 PIG IRON,SPIEGELEISN,ETC	714	182	120	075 SPICES	64 945	16 523	10 643
673 FLAT-ROLLED IRON ETC.	56 796	3 969	2 632	081 ANIMAL FEED STUFF	11 152 247	327 022	212 257
674 FLAT-ROLLED PLATED IRON	4 382	537	351	088 EDIBLE PROD.PREPRNTS,NES	1 034	469	297
675 FLAT-ROLLED, ALLOY STEEL	4 866	846	544	112 ALCOHOLIC BEVERAGES	1 803	617	396
676 IRON,STL.BAR,SHAPES ETC.	22 132	1 237	789	121 TOBACCO, UNMANUFACTURED	247 702	183 189	117 613
678 WIRE OF IRON OR STEEL	670	187	116	122 TOBACCO, MANUFACTURED	153	446	285
679 TUBES,PIPES,ETC.IRON,STL	793	660	439	211 HIDES,SKINS(EX.FURS),RAW	356	209	129
682 COPPER	1 986	1 195	771	222 OILSEED(SFT.FIX VEG.OIL)	5 777 048	215 075	141 122
683 NICKEL	192	377	243	232 SYNTHETIC RUBBER, ETC.	5 572	1 065	661
684 ALUMINIUM	222	315	206	245 FUEL WOOD, WOOD CHARCOAL	4 019	282	181
691 METALLIC STRUCTURES NES	667	962	614	248 WOOD, SIMPLY WORKED	131 115	10 128	6 488
692 CONTAINERS,STORAGE,TRNSP	1 888	3 398	2 232	251 PULP AND WASTE PAPER	1 205 038	101 355	64 506
693 WIRE PRODUCTS EXCL.ELECT	72	152	91	261 SILK	534	3 263	2 127
694 NAILS,SCREWS,NUTS,ETC.	647	646	415	263 COTTON	72 389	3 414	2 184
695 TOOLS	791	2 030	1 287	266 SYNTHETIC FIBRES	510	89	58
696 CUTLERY	116	526	332	268 WOOL, OTHER ANIMAL HAIR	25 203	17 544	11 028
697 HOUSEHOLD EQUIPMENT,NES	46	118	77	273 STONE, SAND AND GRAVEL	223 240	10 349	6 619
699 MANUFACTS.BASE METAL,NES	607	711	461	278 OTHER CRUDE MINERALS	1 234 320	38 683	24 806
711 STEAM GENER. BOILERS,ETC.	516	919	583	281 IRON ORE, CONCENTRATES	182 985 084	980 426	628 334
713 INTRNL COMBUS PSTN ENGIN	832	3 854	2 503	282 FERROUS WASTE AND SCRAP	1 129	99	61
716 ROTATING ELECTRIC PLANT	516	2 067	1 391	285 ALUMINIUM ORE,CONCTR,ETC	1 026 468	5 878	3 968
718 OTH.POWR.GENRTNG.MACHNRY	100	714	512	287 ORE,CONCENTR.BASE METALS	28 948	419	271
722 TRACTORS	394	837	729	288 NON-FERROUS WASTE,SCRAP	1 539	87	57
723 CIVIL ENGINEERING EQUIPT	423	1 094	725	289 PREC.METAL ORES,CONCTRSTS	2	122	75
724 TEXTILE,LEATHER MACHINES	3 192	11 521	4 392	291 CRUDE ANIMAL MATERLS,NES	204 209	24 452	15 773
725 PAPER,PULP MILL MACHINES	263	624	391	292 CRUDE VEG.MATERIALS, NES	14 139	9 814	6 239
726 PRINTNG,BOOKBINDNG MACHS	1 355	6 541	4 151	334 PETROLEUM PRODUCTS	39 752	1 913	1 275
727 FOOD-PROCESS.MCH,NON DOM	2 428	8 758	6 691	335 RESIDUAL PETROL. PRODUCTS	364 613	16 498	10 535
728 OTH.MACH.PTS,SPCL INDUST	1 038	2 846	1 829	421 FIXED VEG.FAT,OILS, SOFT	28 045	9 494	2 258
731 METAL REMOVAL WORK TOOLS	27	138	94	422 FIXED VEG.FAT,OILS,OTHER	17 289	2 013	1 304
735 PARTS,NES,FOR MACH-TOOLS	13	164	106	431 ANIMAL,VEG.FATS,OILS,NES	62 017	11 851	7 559
737 METALWORKING MACHNRY NES	45	258	164	511 HYDROCARBONS,NES,DERIVTS	195 049	14 623	9 519
741 HEATNG.COOLNG EQUIP,PART	2 268	3 962	2 590	512 ALCOHOL,PHENOL,ETC.DERIV	36 725	4 642	2 958
742 PUMPS FOR LIQUIDS,PARTS	268	2 214	1 448	513 CARBOXYLIC ACIDS,DERIVTS	44 382	5 612	3 537
743 PUMPS NES,CENTRIFUGS ETC	1 450	5 566	3 534	514 NITROGEN-FUNCT.COMPOUNDS	86 081	23 619	15 201
744 MECHANICAL HANDLING EQUIP	441	1 248	802				



7 IMPORTS AND EXPORTS (SPECIAL TRADE) BY COUNTRIES OF PRODUCTION AND CONSUMPTION AND BY GROUPS OF THE SITC-REV. III 1992

GROUP DESCRIPTION	DT = 100 KG	1 000 DM	1 000 \$	GROUP DESCRIPTION	DT = 100 KG	1 000 DM	1 000 \$
515 ORGANO-INORGANIC COMPNDS	15 613	19 100	12 057	771 ELECT POWER MACHNY.PARTS	173	891	570
516 OTHER ORGANIC CHEMICALS	1 257	5 873	3 761	772 ELECT. SWITCH, RELAY, CIRCUIT	7 411	23 565	15 165
522 INORGANIC CHEM. ELEMENTS	180 484	32 199	20 420	773 ELECTRIC DISTRIB. EQPT NES	199	950	606
523 METAL. SALTS, INDRGAN. ACID	2 849	3 529	2 248	774 ELECTRO-MEDCL. XRAY EQUIP	22	339	221
524 OTHER CHEMICAL COMPOUNDS	49 329	2 752	1 741	775 DOM. ELEC. NON-ELEC. EQUIPT	1 626	2 491	1 622
531 SYNTH. COLOURS, LAKES, ETC.	1 704	2 585	1 685	776 TRANSISTORS, VALVES, ETC.	284	3 863	2 454
532 DYEING, TANNING MATERIALS	8 468	1 805	1 175	778 ELECTRIC MACH. APPART. NES	13 936	25 737	16 573
541 MEDICINES, ETC. EXC. GRP542	3 108	18 843	12 049	781 PASS. MOTOR VEHCLS. EX. BUS	31 649	33 745	21 803
542 MEDICAMENTS	69	17 798	11 491	782 GOODS, SPCL. TRANSPORT VEH	72 858	71 617	46 242
551 ESSNTL. OIL, PERFUME, FLAVR	44 976	9 489	6 051	783 ROAD MOTOR VEHICLES NES	75	93	62
553 PERFUMERY, COSMETICS, ETC.	24	111	71	784 PARTS, TRACTORS, MOTOR VEH	92 287	61 468	39 715
554 SOAP, CLEANERS, POLISH, ETC	392	85	56	785 CYCLES, MOTORCYCLES ETC.	5 171	11 978	7 813
571 POLYMERS OF ETHYLENE	1 597	350	222	786 TRAILERS, SEMI-TRAILR, ETC	642	425	285
572 POLYMERS OF STYRENE	5 337	795	504	791 RAILWAY VEHICLES. EQUIPNT	340	542	346
573 POLYMERS, VINYL CHLORIDE	5 437	485	328	792 AIRCRAFT, ASSOCOT. EQUIPNT		85	52
574 POLYACETAL, POLYCARBONATE	1 992	1 275	809	812 PLUMBNG, SANITRY, EQPT. ETC	75	104	72
575 OTH. PLASTIC, PRIMARY FORM	12 486	3 367	2 134	813 LIGHTNG FIXTURES ETC. NES	67	124	80
581 PLASTIC TUBE, PIPE, HOSE	22	53	32	821 FURNITURE, CUSHIONS, ETC.	155 000	56 020	36 241
582 PLASTIC PLATE, SHEETS, ETC	8 567	3 090	2 007	831 TRUNK, SUITCASES, BAG, ETC	832	3 569	2 302
592 STARCHES, INULIN, ETC.	10 885	6 013	3 833	841 MENS, BOYS CLOTHING, X-KNIT	2 474	4 639	2 928
597 PREPRD ADDITIVES, LIQUIDS	366	4 177	67	842 WOMEN, GIRL CLOTHING, XKNIT	4 177	10 857	7 010
598 MISC. CHEMICAL PRDCTS. NES	174 952	29 164	18 815	843 MENS, BOYS CLOTHING, KNIT	1 072	3 075	1 951
611 LEATHER	13 064	16 811	10 737	844 WOMEN, GIRLS CLOTHING, KNIT	7 118	23 345	14 743
612 MANUFACT. LEATHER ETC. NES	172	792	505	845 OTHR. TEXTILE APPAREL, NES	22 959	57 426	36 494
613 FURSKINS, TANNED, DRESSED	1 789	5 001	3 235	848 CLOTHING, NONTEXTL; HEADGEAR	1 919	10 088	6 600
621 MATERIALS OF RUBBER	4 083	1 280	823	851 FOOTWEAR	42 330	148 660	95 762
625 RUBBER TYRES, TUBES, ETC.	11 463	7 930	5 055	872 MEDICAL INSTRUMENTS NES	150	1 176	753
629 ARTICLES OF RUBBER, NES	4 794	12 791	8 240	873 METERS, COUNTERS, NES	20	223	146
634 VENEERS, PLYWOOD, ETC.	391 791	33 077	21 113	874 MEASURE, CONTROL INSTRMNT	919	6 691	4 302
635 WOOD MANUFACTURES, NES	59 018	15 341	9 780	881 PHOTOGRAPH APPAR. ETC. NES	3 222	3 843	2 475
641 PAPER AND PAPERBOARD	679 389	60 671	38 903	882 PHOTO. CINEMATOGRPH. SUPPL	3 261	5 999	4 025
642 PAPER, PAPERBOARD, CUT ETC	270 812	36 152	23 137	884 OPTICAL GOODS NES	39	508	323
651 TEXTILE YARN	35 672	20 948	13 353	885 WATCHES AND CLOCKS	690	1 112	708
652 COTTON FABRICS, WOVEN	21 896	14 948	9 552	891 ARMS AND AMMUNITION	1 295	3 433	2 203
653 FABRICS, MAN-MADE FIBRES	6 751	2 842	1 813	892 PRINTED MATTER	423	990	628
655 KNIT. CROCHET. FABRIC NES	42	218	146	893 ARTICLES, NES, OF PLASTICS	2 928	1 353	870
656 TULLE, LACE, EMBROIDRY. ETC	112	656	422	894 BABY CARRIAGE, TOYS, GAMES	965	701	450
657 SPECIAL YARN, TXTL. FABRIC	10 825	1 228	770	895 OFFICE, STATIONERY SUPPLS	1 769	2 291	1 483
658 TEXTILE ARTICLES NES	43 660	80 429	51 671	896 WORKS OF ART, ANTIQUE ETC	14	442	277
659 FLOOR COVERINGS, ETC.	4 196	1 522	980	897 GOLD, SILVERWARE, JEWEL NES	728	4 565	2 943
661 LIME, CEMENT, CONSTR. MATRL	27 048	1 491	949	898 MUSICAL INSTRUMENTS, ETC.	6 127	6 699	4 296
662 CLAY, REFRACT. CONSTR. MATRL	57 431	4 860	3 088	899 MISC MANUFACTRD GOODS NES	2 504	4 530	2 895
663 MINERAL MANUFACTURES, NES	10 487	10 437	6 761	971 GOLD, NONMONTRY EXCL ORES	11	19 992	12 854
664 GLASS	1 321	464	300				
665 GLASSWARE	5 566	5 517	3 491	EXPORTS	7 911 442	2 902 859	1 869 198
666 POTTERY	23 935	5 806	3 707				
667 PEARLS, PRECIOUS STONES				001 LIVE ANIMALS		1 825	1 172
671 PIG IRON, SPIEGELEISN, ETC	1 593 611	125 693	80 080	011 BOVINE MEAT	661	175	111
672 INGOTS ETC. IRON OR STEEL	635 182	39 199	25 384	022 MILK AND CREAM	441	293	189
673 FLAT-ROLLED IRON ETC.	374 579	21 621	13 846	023 BUTTER, OTHER FAT OF MILK	901	325	204
674 FLAT-ROLLED PLATED IRON	70 028	6 354	4 226	024 CHEESE AND CURD	3 223	1 080	678
675 FLAT-ROLLED, ALLOY STEEL	8 237	2 213	1 461	037 FISH ETC. PREPD, PRSVD. NES	14	107	67
676 IRON, STL. BAR, SHAPES ETC.	63 909	14 112	9 055	045 OTHER CEREALS, UNMILLED	18 562	251	170
678 WIRE OF IRON OR STEEL	384	155	98	048 CEREAL PREPARATIONS	106 962	4 931	3 131
679 TUBES, PIPES, ETC. IRON, STL	130 108	17 900	11 470	054 VEGETABLES	3 430	2 462	1 555
681 SILVER, PLATINUM, ETC.	21	2 019	1 280	056 VEGETABLES, PRPD, PRSVD, NES	198	81	51
682 COPPER	35 107	14 763	9 119	058 FRUIT, PRESERVED, PREPARED	148	108	68
683 NICKEL	80	103	63	061 SUGARS, MOLASSES, HONEY	1 688	259	164
684 ALUMINIUM	552 123	130 821	84 509	062 SUGAR CONFECTIONERY	161	80	50
686 ZINC	1 788	373	248	073 CHOCOLATE, OTH. COCOA PREP	76	53	32
687 TIN	61 895	59 209	38 148	075 SPICES	730	347	219
689 MISC. NON-FERR. BASE METAL	764	365	250	081 ANIMAL FEED STUFF	1 544	867	553
691 METALLIC STRUCTURES NES	755	189	126	098 EDIBLE PROD. PREPRTNS, NES	1 172	2 113	1 337
692 CONTAINERS, STORAGE, TRNSP	701	446	279	111 NON-ALCOHOL. BEVERAGE, NES	1 368	1 193	1 121
694 NAILS, SCREWS, NUTS, ETC.	15 921	5 829	3 791	112 ALCOHOLIC BEVERAGES	24 851	6 142	4 010
695 TOOLS	4 095	4 321	2 743	121 TOBACCO, UNMANUFACTURED	6 099	549	331
696 CUTLERY	2 367	5 705	3 675	232 SYNTHETIC RUBBER, ETC.	18 364	8 712	5 601
697 HOUSEHOLD EQUIPMENT, NES	1 467	926	590	245 FUEL WOOD, WOOD CHARCOAL	262	110	70
698 MANUFACTS. BASE METAL, NES	2 809	4 022	2 592	251 PULP AND WASTE PAPER	2 763	427	277
712 STEAM TURBINES	6	119	75	266 SYNTHETIC FIBRES	731	468	303
713 INTRNL COMBUS PSTN ENGIN	207 423	188 613	120 761	267 OTHER MAN-MADE FIBRES	1 979	1 223	774
714 ENGINES, MOTORS NON-ELECT	5	552	340	268 WOOL, OTHER ANIMAL HAIR	413	494	338
716 ROTATING ELECTRIC PLANT	6 959	5 937	3 820	277 NATURAL ABRASIVES, NES	101	857	548
718 OTH. POWR. GENRTNG. MACHNRY	1 441	1 416	921	278 OTHER CRUDE MINERALS	5 345	538	344
721 AGRIC. MACHINES, EX. TRACTR	111	96	63	282 FERROUS WASTE AND SCRAP	176 010	2 309	1 467
723 CIVIL ENGINEERING EQUIPT	4 419	4 888	3 159	285 ALUMINIUM ORE, CONCTR. ETC	7 425	1 382	877
724 TEXTILE, LEATHER MACHINES	17 179	17 074	10 862	291 CRUDE ANIMAL MATERLS. NES	14 378	7 709	4 922
725 PAPER, PULP MILL MACHINES	4 547	4 484	2 742	292 CRUDE VEG. MATERIALS, NES	4 181	9 316	5 973
726 PRINTNG, BOOKBINDNG MACHS	212	643	401	321 COAL, NOT AGGLOMERATED	9 030	208	132
727 FOOD-PROCESS. MCH. NON DOM	119	252	162	334 PETROLEUM PRODUCTS	20 068	2 891	1 876
728 OTH. MACH. PTS, SPCL INDUST	2 063	5 226	3 359	335 RESIDUAL PETROL. PRODUCTS	657 591	21 848	14 179
731 METAL REMOVAL WORK TOOLS	7 146	13 708	8 736	411 ANIMAL OILS AND FATS	616	239	155
733 MACH-TOOLS, METAL-WORKING	399	1 002	621	421 FIXED VEG. FAT, OILS, SOFT	10 500	667	420
735 PARTS, NES, FOR MACH-TOOLS	5 307	9 006	5 877	422 FIXED VEG. FAT, OILS, OTHER	550	238	151
737 METALWORKING MACHNRY NES	3 063	2 436	1 631	431 ANIMAL, VEG. FATS, OILS, NES	3 812	748	479
741 HEATING, COOLNG EQUIP, PART	815	1 311	836	511 HYDROCARBONS, NES, DERIVTS	47 165	9 360	5 963
742 PUMPS FOR LIQUIDS, PARTS	17 614	62 764	40 589	512 ALCOHOL, PHENOL, ETC. DERIV	57 763	20 086	13 097
743 PUMPS NES, CENTRIFUGS ETC	3 568	9 687	6 160	513 CARBOXYLIC ACIDS, DERIVTS	58 355	15 372	9 902
744 MECHANICAL HANDLING EQUIP	10 166	8 008	5 136	514 NITROGEN-FUNCT. COMPOUNDS	70 700	82 861	53 298
745 OTH. NONELEC MCH, TOOL, NES	3 201	13 690	9 794	515 ORGANO-INORGANIC COMPNDS	35 521	76 773	49 038
746 BALL OR ROLLER BEARINGS	6 642	17 171	10 899	516 OTHER ORGANIC CHEMICALS	26 116	15 178	9 718
747 TAPS, COCKS, VALVES, ETC.	6 368	7 409	4 752	522 INORGANIC CHEM. ELEMENTS	36 725	12 549	8 060
748 TRANSMISSIONS SHAFTS ETC	15 582	18 704	12 150	523 METAL. SALTS, INDRGAN. ACID	110 288	16 959	10 885
749 NON-ELECT MACH. PARTS, ETC	537	1 536	965	524 OTHER CHEMICAL COMPOUNDS	3 778	2 181	1 403
751 OFFICE MACHINES	248	492	318	525 RADIO-ACTIVE MATERIALS	148	18 118	12 028
752 AUTOMATC. DATA PROC. EQUIP	25	1 218	784	531 SYNTH. COLOURS, LAKES, ETC.	9 580	28 842	18 521
759 PARTS, FOR OFFICE MACHINS	299	13 509	8 465	532 DYEING, TANNING MATERIALS	3 637	973	634
762 RADIO-BROADCAST RECEIVER	96	996	667	533 PIGMENTS, PAINTS, ETC.	50 109	24 539	15 616
764 TELECOMM. EQUIP. PARTS NES	602	4 454	2 846	541 MEDICINES, ETC. EXC. GRP542	6 881	68 257	44 015



## 7 IMPORTS AND EXPORTS (SPECIAL TRADE) BY COUNTRIES OF PRODUCTION AND CONSUMPTION AND BY GROUPS OF THE SITC-REV. III 1992

GROUP DESCRIPTION	DT = 100 KG	1 000 DM	1 000 \$	GROUP DESCRIPTION	DT = 100 KG	1 000 DM	1 000 \$
542 MEDICAMENTS	1 860	16 245	10 436	772 ELEC. SWITCH. RELAY. CIRCUIT	6 642	57 278	36 887
551 ESSNTL. OIL, PERFUME, FLAVR	237	733	468	773 ELECTR. DISTRIB. EQPT. NES	4 257	13 090	8 551
553 PERFUMERY, COSMETICS, ETC.	522	1 494	969	774 ELECTRO-MEDCL. XRAY. EQUIP	681	23 513	15 115
554 SOAP, CLEANERS, POLISH, ETC.	19 486	8 863	5 687	775 DOM. ELEC. NON-ELEC. EQUIPT	346	1 515	966
562 FERTILIZER, EXCEPT GRP272	5 104 222	113 687	73 851	776 TRANSISTORS, VALVES, ETC.	878	22 171	14 359
571 POLYMERS OF ETHYLENE	3 615	979	629	778 ELECTRIC. MACH. APPART. NES	29 899	64 041	41 143
572 POLYMERS OF STYRENE	8 199	1 432	914	781 PASS. MOTOR VEHCLS. EX. BUS	11 622	44 995	28 843
573 POLYMERS, VINYL CHLORIDE	12 885	3 846	2 525	782 GOODS, SPCL. TRANSPORT VEH	911	2 017	1 272
574 POLYACETAL, POLYCARBONATE	19 937	9 653	6 194	784 PARTS, TRACTORS, MOTOR VEH	133 087	265 704	171 331
575 OTH. PLASTIC, PRIMARY FORM	41 035	31 847	20 522	785 CYCLES, MOTORCYCLES ETC.	88	538	350
581 PLASTIC TUBE, PIPE, HOSE	2 572	4 418	2 830	786 TRAILERS, SEMI-TRAILR, ETC	1 307	1 619	1 047
582 PLASTIC PLATE, SHEETS, ETC	19 634	20 524	13 186	791 RAILWAY VEHICLES, EQUIPNT	347	1 320	870
583 MONOFILAMENT OF PLASTICS	1 407	2 010	1 297	792 AIRCRAFT, ASSOCTD. EQUIPNT	229	2 202	1 373
591 INSECTICIDES, ETC.	2 930	6 372	4 012	793 SHIP, BOAT, FLOAT. STRUCTRS	104 591	25 758	16 324
592 STARCHES, INULIN, ETC.	1 255	1 265	822	800 CPL. IND. PLANT. CHAP. 90/94	8	83	56
597 PREPRO. ADDITIVES, LIQUIDS	17 072	6 981	4 513	813 LIGHTING FIXTURES ETC. NES	86	1 055	672
598 MISC. CHEMICAL PRODS. NES	86 787	39 757	25 735	821 FURNITURE, CUSHIONS, ETC.	1 686	4 142	2 672
611 LEATHER	1 438	1 723	1 125	831 TRUNK, SUITCASES, BAG, ETC	385	1 539	983
613 FURSKINS, TANNED, DRESSED	10	70	44	842 WOMEN, GIRL CLOTHNG, XKNIT	18	519	328
621 MATERIALS OF RUBBER	1 691	4 450	2 908	845 OTHR. TEXTILE APPAREL, NES	13	165	101
625 RUBBER TYRES, TUBES, ETC.	4 518	572	377	846 CLOTHING ACCESSRS, FABRIC	14	148	96
629 ARTICLES OF RUBBER, NES	2 252	9 996	6 518	848 CLOTHING, NONXTL; HEADGEAR	45	167	107
633 CORK MANUFACTURES, NES	126	664	426	851 FOOTWEAR	1 180	2 664	1 705
634 VENEERS, PLYWOOD, ETC.	895	416	266	871 OPTICAL INSTRUMENTS, NES	270	12 159	7 972
635 WOOD MANUFACTURES, NES	1 268	334	215	872 MEDICAL INSTRUMENTS NES	665	20 059	12 820
641 PAPER AND PAPERBOARD	19 564	5 752	3 712	873 METERS, COUNTERS, NES	382	6 588	4 269
642 PAPER, PAPERBOARD, CUT ETC	3 923	3 541	2 272	874 MEASURE, CONTROL INSTRMNT	5 585	121 987	78 595
651 TEXTILE YARN	1 908	3 599	2 303	881 PHOTOGRAPH APPAR. ETC. NES	185	3 640	2 292
652 COTTON FABRICS, WOVEN	202	432	278	882 PHOTO. CINEMATOGRPH. SUPPL	1 911	4 060	2 592
653 FABRICS, MAN-MADE FBRES	420	1 391	879	883 CINE. FILM EXPOSD. DEVELPD	4	76	47
654 OTH. TEXTILE FABRIC, WOVEN	204	283	175	884 OPTICAL GOODS NES	26	3 249	2 073
655 KNIT. CROCHET. FABRIC NES	65	160	98	885 WATCHES AND CLOCKS	395	2 855	1 835
656 TULLE, LACE, EMBROIDRY, ETC	117	2 031	1 298	891 ARMS AND AMMUNITION	76	514	337
657 SPECIAL YARN, TXTL. FABRIC	3 543	12 131	7 836	892 PRINTED MATTER	4 210	6 776	4 336
658 TEXTILE ARTICLES NES	339	1 099	708	893 ARTICLES, NES, OF PLASTICS	6 470	11 890	7 716
659 FLOOR COVERINGS, ETC.	609	2 558	1 651	894 BABY CARRIAGE, TOYS, GAMES	226	359	228
662 CLAY, REFRCT. CONSTR. MATRL	14 159	4 448	2 864	895 OFFICE, STATIONERY SUPPLS	515	4 233	2 732
663 MINERAL MANUFACTURES, NES	5 125	11 131	7 156	896 WORKS OF ART, ANTIQUE ETC	8	330	212
664 GLASS	11 430	8 457	5 509	897 GOLD, SILVERWARE, JEWEL NES	7 038	1 283	809
665 GLASSWARE	2 884	2 200	1 425	898 MUSICAL INSTRUMENTS, ETC.	241	22 238	14 215
666 POTTERY	257	645	413	899 MISC. MANUFCTRD GOODS NES	271	4 219	2 719
667 PEARLS, PRECIOUS STONES	-	-	-	971 GOLD, NONMONTY EXCL. ORES	-	-	-
671 PIG IRON, SPIEGELEISN, ETC	8 974	2 237	1 403	CHILE	-	-	-
673 FLAT-ROLLED IRON ETC.	137 359	10 731	6 927	IMPORTS	17 472 367	1 251 687	797 839
674 FLAT-ROLLED PLATED IRON	49 175	6 856	4 431	001 LIVE ANIMALS	15	186	118
675 FLAT-ROLLED, ALLOY STEEL	38 405	12 840	8 259	034 FISH, FRESH, CHILLED, FROZN	35 831	18 640	11 915
676 IRON, STL. BAR, SHAPES ETC.	7 857	3 614	2 371	036 CRUSTACEANS, MOLLUSCS ETC	363	302	195
677 RAILWAY TRACK IRON, STEEL	245	67	43	037 FISH ETC. PREPD, PRSVD. NES	4 811	7 321	4 676
678 WIRE OF IRON OR STEEL	2 232	1 810	1 175	044 MAIZE UNMILLED	10 894	5 685	3 538
679 TUBES, PIPES, ETC. IRON, STL	14 926	8 048	5 147	054 VEGETABLES	87 279	11 067	7 045
681 SILVER, PLATINUM, ETC.	77	24 848	16 078	056 VEGETABLES, PRPD, PRSVD, NES	3 156	2 071	1 332
682 COPPER	4 970	5 878	3 800	057 FRUIT, NUTS EXCL. OIL NUTS	1 336 939	275 576	171 931
683 NICKEL	551	1 626	1 047	058 FRUIT, PRESERVED, PREPARED	90 818	26 264	16 582
684 ALUMINIUM	39 671	22 518	14 604	059 FRUIT, VEGETABLE JUICES	112	123	82
686 ZINC	222	168	115	061 SUGARS, MOLASSES, HONEY	5 168	961	607
687 TIN	25	65	41	071 COFFEE, COFFEE SUBSTITUTE	192	92	56
689 MISC. NON-FERR. BASE METAL	135	583	372	075 SPICES	2 431	2 177	1 423
691 METALLIC STRUCTURES NES	233	415	261	081 ANIMAL FEED STUFF	688 762	53 396	34 683
692 CONTAINERS, STORAGE, TRNSP	401	1 011	645	112 ALCOHOLIC BEVERAGES	10 013	4 860	3 082
693 WIRE PRODUCTS EXCL. ELECT	374	1 161	756	247 WOOD ROUGH, ROUGH SQUARED	1 006	56	36
694 NAILS, SCREWS, NUTS, ETC.	4 252	7 693	4 952	248 WOOD, SIMPLY WORKED	45 353	2 301	1 463
695 TOOLS	9 798	18 093	11 677	251 PULP AND WASTE PAPER	974 502	76 129	49 249
696 CUTLERY	76	615	403	268 WOOL, OTHER ANIMAL HAIR	8 684	7 971	5 106
697 HOUSEHOLD EQUIPMENT, NES	111	588	394	272 FERTILIZERS, CRUDE	31 966	1 635	1 054
699 MANUFACT. BASE METAL, NES	13 747	30 684	19 978	281 IRON ORE, CONCENTRATES	10 990 480	77 017	49 500
711 STEAM GENER. BOILERS, ETC.	28	67	41	283 COPPER ORES, CONCENTRATES	1 745 030	195 238	124 009
712 STEAM TURBINES	231	5 378	3 409	287 ORE, CONCENTR. BASE METALS	12 274	5 832	3 734
713 INTRNL. COMBUS. PSTN ENGIN	13 140	63 071	40 914	289 PREC. METAL ORES, CONCTRTS	120	21 749	13 871
714 ENGINES, MOTORS NON-ELECT	115	22 008	14 040	291 CRUDE ANIMAL MATERLS. NES	34 439	3 080	1 970
716 ROTATING ELECTRIC PLANT	3 245	11 496	7 434	292 CRUDE VEG. MATERIALS, NES	31 460	10 206	6 625
718 OTH. POWR. GENERNG. MACHNRY	5 662	12 458	8 101	411 ANIMAL OILS AND FATS	33 818	1 996	1 341
721 AGRIC. MACHINES, EX. TRACTR	546	2 371	1 529	412 ALCOHOL, PHENOL, ETC. DERIV	267 284	5 340	3 390
723 CIVIL ENGINEERING EQUIPT	15 995	29 477	19 264	513 CARBOXYLIC ACIDS, DERIVTS	790	175	117
724 TEXTILE, LEATHER MACHINES	22 821	109 012	70 354	514 NITROGEN-FUNCT. COMPOUNDS	512	159	106
725 PAPER, PULP MILL MACHINES	3 159	19 193	12 363	515 ORGANO-INORGANIC COMPNDS	147	219	143
726 PRINTING, BOOKBINDNG MACHS	15 114	98 174	61 909	522 INORGANIC CHEM. ELEMENTS	32 268	7 132	4 541
727 FOOD-PROCESS. MCH. NON DOM	4 255	15 201	9 919	523 METAL. SALTS, INORGAN. ACID	47 854	17 475	11 186
728 OTH. MACH. PTS, SPCL. INDUST	21 533	117 682	75 996	524 OTHER CHEMICAL COMPOUNDS	731	1 795	1 157
731 METAL REMOVAL WORK TOOLS	11 099	79 128	50 182	532 DYEING, TANNING MATERIALS	20	64	42
733 MACH-TOOLS, METAL-WORKING	2 818	15 293	9 659	541 MEDICINES, ETC. EXC. GRP542	47	392	254
735 PARTS, NES, FOR MACH-TOOLS	4 024	26 388	17 082	551 ESSNTL. OIL, PERFUME, FLAVR	154	61	40
737 METALWORKING MACHNRY NES	2 824	14 364	9 117	575 OTH. PLASTIC, PRIMARY FORM	223	66	40
741 HEATING, COOLING EQUIP, PART	7 705	38 323	24 706	634 VENEERS, PLYWOOD, ETC.	28 834	2 561	1 637
742 PUMPS FOR LIQUIDS, PARTS	4 200	23 499	15 114	635 WOOD MANUFACTURES, NES	22 577	5 610	3 577
743 PUMPS NES, CENTRIFUGS ETC	7 025	38 404	24 820	641 PAPER AND PAPERBOARD	10 445	1 669	1 064
744 MECHANICAL HANDLING EQUIP	4 476	9 377	6 145	654 OTH. TEXTILE FABRIC, WOVEN	225	148	100
745 OTH. NONELEC. MCH. TOOL, NES	12 440	53 422	34 916	658 TEXTILE ARTICLES NES	6	107	65
746 BALL OR ROLLER BEARINGS	11 461	41 895	26 881	659 FLOOR COVERINGS, ETC.	31	55	37
747 TAPS, COCKS, VALVES, ETC.	2 663	20 606	13 325	661 LIME, CEMENT, CONSTR. MATRL	6	55	34
748 TRANSMISSIONS SHAFTS ETC	9 263	32 713	20 882	663 MINERAL MANUFACTURES, NES	10	93	59
749 NON-ELECT. MACH. PARTS, ETC	7 805	40 410	26 176	666 POTTERY	206	384	244
751 OFFICE MACHINES	183	3 292	2 093	671 PIG IRON, SPIEGELEISN, ETC	420	228	152
752 AUTOMATC. DATA PROC. EQUIP	194	16 327	10 339	681 SILVER, PLATINUM, ETC.	770	31 364	20 154
759 PARTS, FOR OFFICE MACHINS	601	55 045	35 650	682 COPPER	862 666	310 992	200 259
761 TELEVISION RECEIVERS ETC	5	119	77	684 ALUMINIUM	232	101	69
762 RADIO-BROADCAST RECEIVER	11	173	109	TIN	1 167	1 054	665
763 SOUND RECORDER, PHONOGRPH	6	220	137				
764 TELECOMM. EQUIP. PARTS NES	1 950	100 641	64 801				
771 ELECT. POWER MACHNRY. PARTS	2 211	14 134	9 033				



## 7 IMPORTS AND EXPORTS (SPECIAL TRADE) BY COUNTRIES OF PRODUCTION AND CONSUMPTION AND BY GROUPS OF THE SITC-REV. III 1992

GROUP DESCRIPTION	DT = 100 KG	1 000 DM	1 000 \$	GROUP DESCRIPTION	DT = 100 KG	1 000 DM	1 000 \$
695 TOOLS	107	475	300	621 MATERIALS OF RUBBER	1 539	1 621	1 066
697 HOUSEHOLD EQUIPMENT,NES	793	637	411	625 RUBBER TYRES,TUBES,ETC.	868	507	325
716 ROTATING ELECTRIC PLANT	3	75	52	629 ARTICLES OF RUBBER, NES	5 101	6 169	4 060
725 PAPER,PULP MILL MACHINES	23	70	44	633 CORK MANUFACTURES	440	2 404	1 560
728 OTH.MACH,PTS,SPCL INDUST	455	151	95	634 VENEERS,PLYWOOD,ETC.	305	164	102
741 HEATING,COOLING EQUIP,PART	4	80	53	635 WOOD MANUFACTURES, NES	575	209	137
742 PUMPS FOR LIQUIDS,PARTS	5	99	63	641 PAPER AND PAPERBOARD	102 306	25 284	16 329
752 AUTOMATC.DATA PROC.EQUIP	7	49	32	642 PAPER,PAPERBOARD,CUT ETC	21 954	6 898	4 441
764 TELECOMM.EQUIP.PARTS NES	3	82	51	651 TEXTILE YARN	8 113	6 412	4 121
772 ELEC.SWITCH.RELAY.CIRCUT	7	75	45	652 COTTON FABRICS, WOVEN	82	384	243
785 CYCLES,MOTORCYCLES ETC.	9	53	35	653 FABRICS,MAN-MADE FIBRES	1 090	2 590	1 684
791 RAILWAY VEHICLES.EQUIPNT	493	155	98	654 OTH.TEXTILE FABRIC,WOVEN	224	453	294
821 FURNITURE,CUSHIONS,ETC.	1 420	760	492	655 KNIT.CROCHET.FABRIC NES	304	394	254
831 TRUNK,SUITCASES,BAG,ETC	17	160	102	656 TULLE,LACE,EMBROIDRY,ETC	67	440	284
841 MENS,BOYS CLOTHING,X-KNIT	280	724	465	657 SPECIAL YARN,TXTL.FABRIC	11 027	10 600	6 857
842 WOMEN,GIRL CLOTHING,XKNIT	79	252	165	658 TEXTILE ARTICLES NES	178	370	239
843 MENS,BOYS CLOTHING,KNIT	24	140	92	659 FLOOR COVERINGS, ETC.	297	511	345
844 WOMEN,GIRLS CLOTHING,KNIT	84	357	233	661 LIME,CEMENT,CONSTR.MATRL	1 703	51	32
845 OTHR.TEXTILE APPAREL,NES	609	3 256	2 100	662 CLAY,REFRCT.CONSTR.MATRL	14 106	2 301	1 502
848 CLOTHING,NONTXTL;HEADGEAR	320	1 629	1 101	663 MINERAL MANUFACTURES,NES	4 694	4 649	3 016
851 FOOTWEAR	429	1 582	1 075	664 GLASS	1 248	915	575
871 OPTICAL INSTRUMENTS,NES	5	361	230	665 GLASSWARE	1 404	2 183	1 404
872 MEDICAL INSTRUMENTS NES		53	33	666 POTTERY	85	190	124
874 MEASURE,CONTROL INSTRMNT	12	864	543	667 PEARLS,PRECIOUS STONES			
891 ARMS AND AMMUNITION	1	209	132	671 PIG IRON,SPIEGELEISN,ETC	444	62	38
892 PRINTED MATTER	14	44	31	673 FLAT-ROLLED IRON ETC.	43 897	3 269	2 114
894 BABY CARRIAGE,TOYS,GAMES	192	316	210	674 FLAT-ROLLED PLATED IRON	14 675	1 417	912
896 WORKS OF ART,ANTIQUE ETC		99	61	675 FLAT-ROLLED, ALLOY STEEL	42 313	6 042	3 911
897 GOLD,SILVERWARE,JEWEL NES	22	261	174	676 IRON,STL.BAR,SHAPES ETC.	8 468	1 930	1 232
898 MUSICAL INSTRUMENTS,ETC.	47	234	149	678 WIRE OF IRON OR STEEL	1 578	485	311
899 MISC MANUFCTRD GOODS NES	3	362	236	679 TUBES,PIPES,ETC. IRON,STL	12 809	3 917	2 536
971 GOLD,NONMONTY EXCL ORES	77	27 813	17 668	681 SILVER,PLATINUM,ETC.	30	443	276
972 MONETARY GOLD,GOLD COINS	2	3 355	2 021	682 COPPER	267	445	285
				683 NICKEL	60	352	224
EXPORTS	1 255 244	976 093	630 860	684 ALUMINIUM	16 074	10 999	7 086
001 LIVE ANIMALS	5	68	44	689 MISC.NON-FERR.BASE METAL	6	91	57
022 MILK AND CREAM	17 901	4 182	2 584	691 METALLIC STRUCTURES NES	26 836	3 802	2 477
023 BUTTER,OTHER FAT OF MILK	534	131	84	692 CONTAINERS,STORAGE,TRNSP	2 080	3 616	2 255
024 CHEESE AND CURD	260	114	84	693 WIRE PRODUCTS EXCL.ELECT	5 214	1 852	1 176
037 FISH ETC.PREPD,PRSDV,NES	143	118	76	694 NAILS,SCREWS,NUTS,ETC.	894	1 041	661
043 BARLEY, UNMILLED	397	71	44	695 TOOLS	4 044	11 424	7 360
046 MEAL,FLOUR OF WHEAT,MSLN	35 420	1 088	719	696 CUTLERY	253	1 802	1 164
048 CEREAL PREPARATIONS	330	171	111	697 HOUSEHOLD EQUIPMENT,NES	477	760	485
054 VEGETABLES	47	103	66	699 MANUFACTS.BASE METAL,NES	7 943	11 399	7 413
061 SUGARS,MOLASSES,HONEY	15 187	1 872	1 185	701 STEAM GENER. BOILERS,ETC.	49	369	232
062 SUGAR CONFECTIONERY	130	77	48	712 STEAM TURBINES	8	535	345
073 CHOCOLATE,OTH.COCOA PREP	538	445	289	713 INTRNL.COMBUS.PSTN ENGIN	5 906	22 797	14 678
075 SPICES	95	88	56	714 ENGINES,MOTORS NON-ELECT	2	165	107
081 ANIMAL FEED STUFF	4 099	1 248	798	716 ROTATING ELECTRIC PLANT	8 399	9 784	6 332
098 EDIBLE PROD.PREPRNTS,NES	1 209	1 091	699	718 OTH.PQWR.GENRTNG.MACHNRY	112	655	421
111 NON-ALCOHOL.BEVERAGE,NES	885	145	97	721 AGRIC.MACHINES,EX.TRACTR	2 738	3 807	2 470
112 ALCOHOLIC BEVERAGES	1 838	429	279	722 TRACTORS	3 144	3 376	2 152
232 SYNTHETIC RUBBER, ETC.	5 537	1 628	1 053	723 CIVIL ENGINEERING EQUIPT	17 715	28 360	17 928
251 PULP AND WASTE PAPER	3 063	682	454	724 TEXTILE,LEATHER MACHINES	9 837	31 152	20 121
266 SYNTHETIC FIBRES	11 325	3 967	2 517	725 PAPER,PULP MILL MACHINES	1 882	6 545	4 234
269 WORN CLOTHING,TEXTL.ARTL	33 624	6 029	3 886	726 PRINTING,BOOKBINDNG MACHS	10 669	50 526	32 433
273 STONE, SAND AND GRAVEL	8 800	198	128	727 FOOD-PROCESS.MCH.NON DOM	2 673	8 193	5 329
278 OTHER CRUDE MINERALS	53 860	448	284	728 OTH.MACH,PTS,SPCL INDUST	10 952	29 574	19 078
291 CRUDE ANIMAL MATERIALS,NES	571	314	199	731 METAL REMOVAL WORK TOOLS	1 863	2 898	1 869
292 CRUDE VEG.MATERIALS, NES	1 673	3 224	2 042	733 MACH-TOOLS,METAL-WORKING	2 370	2 908	1 883
334 PETROLEUM PRODUCTS	5 191	1 060	684	735 PARTS,NES,FOR MACH-TOOLS	165	1 520	964
335 RESIDUAL PETROL. PRODUCTS	34 706	3 404	2 188	737 METALWORKING MACHNRY NES	1 844	2 893	1 885
411 ANIMAL OILS AND FATS	99	191	125	741 HEATING,COOLING EQUIP,PART	13 951	24 868	16 314
431 ANIMAL,VEG.FATS,OILS,NES	2 598	489	315	742 PUMPS FOR LIQUIDS,PARTS	1 951	9 811	6 331
511 HYDROCARBONS,NES,DERIVTS	2 724	860	554	743 PUMPS NES,CENTRIFUGS ETC	14 530	32 780	21 611
512 ALCOHOL,PHENOL,ETC.DERIV	15 976	2 634	1 682	744 MECHANICAL HANDLING EQUIP	9 207	14 167	9 214
513 CARBOXYLIC ACIDS,DERIVTS	6 016	2 495	1 584	745 OTH.NONELEC MCH,TOOL,NES	4 894	25 461	16 884
514 NITROGEN-FUNCT.COMPOUNDS	4 454	5 294	3 403	746 BALL OR ROLLER BEARINGS	871	2 322	1 476
515 ORGANO-INORGANIC COMPNDS	2 704	6 298	3 989	748 TAPS,COCKS,VALVES,ETC.	1 274	5 081	3 266
516 OTHER ORGANIC CHEMICALS	2 738	2 595	1 671	749 TRANSMISSIONS SHAFTS ETC	3 498	9 416	6 099
522 INORGANIC CHEM.ELEMENTS	33 798	6 191	1 671	749 NON-ELECT MACH.PARTS,ETC	1 001	4 846	3 128
523 METAL.SALTS,INORGAN.ACID	66 506	5 891	3 770	751 OFFICE MACHINES	424	2 233	1 456
524 OTHER CHEMICAL COMPOUNDS	1 152	488	303	752 AUTOMATC.DATA PROC.EQUIP	307	5 305	3 370
525 RADIO-ACTIVE MATERIALS	21	84	52	759 PARTS,FOR OFFICE MACHINS	82	763	489
531 SYNTH.COLOURS,LAKES,ETC.	3 530	9 896	6 318	761 TELEVISION RECEIVERS ETC	9	84	52
532 DYEING,TANNING MATERIALS	5 158	1 626	1 042	762 RADIO-BROADCAST RECEIVER	6	165	105
533 PIGMENTS, PAINTS, ETC.	16 654	8 933	5 709	763 SOUND RECORDER,PHONOGRPH	8	167	110
541 MEDICINES,ETC.EXC.GRP542	1 478	9 632	6 229	764 TELECOMM.EQUIP.PARTS NES	2 151	16 747	10 722
542 MEDICAMENTS	1 590	11 637	7 470	771 ELECT.POWER MACHNRY,PARTS	331	1 628	1 044
551 ESSNTL.OIL,PERFUME,FLAVR	1 244	3 663	2 377	772 ELEC.SWITCH.RELAY.CIRCUT	3 287	17 492	11 293
553 PERFUMERY,COSMETICS,ETC.	1 586	4 342	2 768	773 ELECTR.DISTRIB.EQPT NES	1 600	2 292	1 452
554 SOAP,CLEANERS,POLISH,ETC	26 534	9 321	5 992	774 ELECTRO-MEDCL,XRAY EQUIP	318	5 355	3 429
562 FERTILIZER,EXCEPT GRP272	61 051	1 513	1 017	775 DOM.ELEC.NON-ELEC.EQUIPT	4 899	9 718	6 190
571 POLYMERS OF ETHYLENE	231	103	65	776 TRANSISTORS, VALVES,ETC.	167	533	346
572 POLYMERS OF STYRENE	12 667	3 019	1 953	778 ELECTRIC MACH.APPART.NES	4 769	13 333	8 587
573 POLYMERS,VINYL CHLORIDE	2 218	933	605	781 PASS.MOTOR VEHCLS.EX.BUS	14 583	45 853	29 567
574 POLYACETAL,POLYCARBONATE	6 638	3 173	2 057	782 GOODS,SPCL TRANSPORT VEH	28 434	19 002	12 209
575 OTH.PLASTIC,PRIMARY FORM	22 026	12 755	8 199	783 ROAD MOTOR VEHICLES NES	2 736	3 094	1 962
581 PLASTIC TUBE,PIPE,HOSE	2 020	3 265	2 116	784 PARTS,TRACTORS,MOTOR VEH	10 170	16 059	10 420
582 PLASTIC PLATE,SHEETS,ETC	7 440	7 450	4 782	785 CYCLES,MOTORCYCLES ETC.	86	140	91
583 MONOFILAMENT OF PLASTICS	625	818	524	786 TRAILERS,SEMI-TRAILR,ETC	2 488	1 456	924
591 INSECTICIDES, ETC.	10 389	14 467	9 323	791 RAILWAY VEHICLES.EQUIPNT	19	60	38
592 STARCHES,INULIN,ETC.	4 829	2 095	1 340	792 AIRCRAFT,ASSOCTD.EQUIPNT	45	8 478	5 630
593 EXPLOSIVES,PYROTECHNICS	47	183	115	793 SHIP,BOAT,FLOAT.STRUCTRS	51 714	39 771	26 976
597 PREPRD ADDITIVES,LIQUIDS	5 267	2 317	1 507	812 PLUMBING,SANITRY,EQPT.ETC	485	363	234
598 MISC.CHEMICAL PRODTS,NES	31 791	16 902	10 903	813 LIGHTING FIXTURES ETC.NES	597	2 822	1 787
611 LEATHER	29	96	62	821 FURNITURE,CUSHIONS,ETC.	1 601	2 239	1 434
612 MANUFACT.LEATHER ETC.NES	1	50	31	831 TRUNK,SUITCASES,BAG,ETC	37	113	73
				841 MENS,BOYS CLOTHING,X-KNIT	15	350	224



## 7 IMPORTS AND EXPORTS (SPECIAL TRADE) BY COUNTRIES OF PRODUCTION AND CONSUMPTION AND BY GROUPS OF THE SITC-REV. III 1992

GROUP DESCRIPTION	DT = 100 KG	1 000 DM	1 000 \$	GROUP DESCRIPTION	DT = 100 KG	1 000 DM	1 000 \$
842 WOMEN,GIRL CLOTHING,KKNIT	80	1 540	990	662 CLAY,REFRCT.CONSTR.MATRL	14 627	1 908	1 254
843 MENS,BOYS CLOTHING,KNIT	18	187	120	663 MINERAL MANUFACTURES,NES	98	116	72
844 WOMEN,GIRLS CLOTHING,KNIT	7	163	97	665 GLASSWARE	77	159	98
845 OTHR.TEXTILE APPAREL,NES	67	1 171	747	673 FLAT-ROLLED IRON ETC.	1 841	194	123
846 CLOTHING ACCESSRS,FABRIC	69	380	243	675 FLAT-ROLLED, ALLOY STEEL	51	61	41
848 CLOTHING,NONXTL;HEADGEAR	142	1 076	690	676 IRON,STL.BAR,SHAPES ETC.	429	70	44
851 FOOTWEAR	301	1 384	888	678 WIRE OF IRON OR STEEL	261	91	61
871 OPTICAL INSTRUMENTS,NES	620	7 567	4 878	679 TUBES,PIPES,ETC.IRON,STL	5 384	828	525
872 MEDICAL INSTRUMENTS NES	597	11 869	7 546	681 SILVER,PLATINUM,ETC.		137	87
873 METERS,COUNTERS,NES	198	1 002	647	684 ALUMINIUM	51	120	80
874 MEASURE,CONTROL INSTRMNT	1 269	26 474	16 976	691 METALLIC STRUCTURES NES	957	1 169	807
881 PHOTOGRAPH APPAR.ETC.NES	344	2 190	1 424	692 CONTAINERS,STORAGE,TRNSP	47	173	109
882 PHOTO.CINEMATOGRPH.SUPPL	241	749	483	693 WIRE PRODUCTS EXCL.ELECT	69	145	98
884 OPTICAL GOODS NES	49	2 495	1 603	694 NAILS,SCREWS,NUTS,ETC.	28	223	141
885 WATCHES AND CLOCKS	197	1 657	1 071	695 TOOLS	598	1 718	1 092
891 ARMS AND AMMUNITION	213	1 386	890	696 CUTLERY	7	48	30
892 PRINTED MATTER	1 856	2 366	1 518	699 MANUFACT. BASE METAL,NES	298	513	324
893 ARTICLES,NES,OF PLASTICS	6 640	6 467	4 184	700 CPL IND PLANT (84/85/87)	4 097	24 750	15 879
894 BABY CARRIAGE,TOYS,GAMES	439	1 203	774	711 STEAM GENER. BOILERS,ETC.	233	281	192
895 OFFICE,STATIONERY SUPPLS	1 449	5 753	3 699	713 INTRNL COMBUS PSTN ENGIN	1 090	6 155	3 838
897 GOLD,SILVERWARE,JEWEL NES		935	628	716 ROTATING ELECTRIC PLANT	332	1 313	834
898 MUSICAL INSTRUMENTS,ETC.	733	3 081	1 999	718 OTH.POWR.GENRTNG.MACHNRY	3	113	71
899 MISC MANUFCTRD GOODS NES	486	3 385	2 174	722 TRACTORS	555	604	382
BOLIVIA				723 CIVIL ENGINEERING EQUIPT	47	109	68
IMPORTS	111 516	33 700	21 739	724 TEXTILE,LEATHER MACHINES	844	2 873	1 840
045 OTHER CEREALS, UNMILLED	676	167	110	725 PAPER,PULP MILL MACHINES	215	399	253
057 FRUIT,NUTS EXCL.OIL NUTS	2 315	1 039	658	726 PRINTNG,BOOKBINDNG MACHS	652	2 584	1 651
071 COFFEE,COFFEE SUBSTITUTE	11 517	2 971	1 882	727 FOOD-PROCESS.MCH.NON DQM	50	376	240
072 COCOA	594	320	207	728 OTH.MACH,PTS,SPCL INDUST	966	3 260	2 056
248 WOOD, SIMPLY WORKED	265	81	51	731 METAL REMOVAL WORK TOOLS	244	1 175	740
287 ORE,CONCENTR.BASE METALS	90 762	4 548	2 943	741 HEATING,COOLNG EQUIP,PART	2 681	1 280	833
289 PREC.METAL ORES,CONCRTS	182	16 489	10 618	742 PUMPS FOR LIQUIDS,PARTS	100	723	459
291 CRUDE ANIMAL MATERLS,NES	76	126	82	743 PUMPS NES,CENTRIFUGS ETC	179	1 426	897
522 INORGANIC CHEM.ELEMENTS	1 312	241	155	744 MECHANICAL HANDLING EQUIP	244	258	167
541 MEDICINES,ETC.EXC.GRP542	11	96	61	745 OTH.NONELEC MCH.TOOL,NES	246	1 486	951
635 WOOD MANUFACTURES, NES	174	54	34	746 BALL OR ROLLER BEARINGS	3	90	57
681 SILVER,PLATINUM,ETC.	48	1 575	1 060	747 TAPS,COCKS,VALVES,ETC.	22	314	198
685 LEAD	496	133	86	748 TRANSMISSIONS SHAFTS ETC	97	641	404
687 TIN	1 776	1 721	1 107	749 NON-ELECT MACH.PARTS,ETC	86	536	343
821 FURNITURE,CUSHIONS,ETC.	357	161	102	751 OFFICE MACHINES	44	149	96
843 MENS,BOYS CLOTHING,KNIT	6	94	59	752 AUTOMATC.DATA PROC.EQUIP	6	286	181
844 WOMEN,GIRLS CLOTHING,KNIT	12	87	57	759 PARTS,FOR OFFICE MACHINS	2	64	40
845 OTHR.TEXTILE APPAREL,NES	666	2 247	1 483	764 TELECOMM.EQUIP.PARTS NES	554	10 595	6 852
846 CLOTHING ACCESSRS,FABRIC	17	97	64	771 ELECT POWER MACHNY,PARTS	633	1 938	1 227
848 CLOTHING,NONXTL;HEADGEAR	14	119	74	772 ELEC.SWITCH.RELAY.CIRCUT	506	2 062	1 324
894 BABY CARRIAGE,TOYS,GAMES	9	56	36	773 ELECTR DISTRIBT.EQPT NES	603	1 053	717
898 MUSICAL INSTRUMENTS,ETC.	22	345	219	774 ELECTRO-MEDCL,XRAY EQUIP	36	677	422
EXPORTS	106 446	118 738	76 343	775 DOM.ELEC,NON-ELEC.EQUIPT	200	292	182
022 MILK AND CREAM	6 631	2 017	1 381	778 ELECTRIC.MACH.APPART,NES	358	1 286	806
081 ANIMAL FEED STUFF	446	122	79	781 PASS.MOTOR VEHCLS.EX.BUS	1 211	2 799	1 770
098 EDIBLE PROD.PREPRPTS,NES	35	61	39	782 GOODS,SPCL TRANSPORT VEH	676	116	71
112 ALCOHOLIC BEVERAGES	113	59	37	784 PARTS,TRACTORS,MOTOR VEH	1 340	3 247	2 107
232 SYNTHETIC RUBBER, ETC.	947	169	114	786 TRAILERS,SEMI-TRAILR,ETC	199	95	59
266 SYNTHETIC FIBRES	1 163	298	189	791 RAILWAY VEHICLES.EQUIPNT	287	1 093	695
269 WORN CLOTHING,TEXTL.ARTL	253	59	40	800 CPL IND PLANT CHAP 90/94	1 583	6 100	4 118
288 NON-FERROUS WASTE,SCRAP	7 284	432	270	812 PLUMBNG,SANITRY,EQPT.ETC	229	305	193
292 CRUDE VEG.MATERIALS, NES	83	209	133	813 LIGHTNG FIXTURES ETC.NES	36	111	73
334 PETROLEUM PRODUCTS	771	170	110	821 FURNITURE,CUSHIONS,ETC.	42	69	45
335 RESIDUAL PETROL.PRODUCTS	264	47	30	845 OTHR.TEXTILE APPAREL,NES	2	51	35
512 ALCOHOL,PHENOL,ETC.DERIV	382	194	126	871 OPTICAL INSTRUMENTS,NES		59	38
513 CARBOXYLIC ACIDS,DERIVTS	1 914	441	279	872 MEDICAL INSTRUMENTS NES	105	943	599
514 NITROGEN-FUNCT.COMPOUNDS	505	420	270	873 METERS,COUNTERS,NES	68	129	84
515 ORGANO-INORGANIC COMPNDS	651	746	477	874 MEASURE,CONTROL INSTRMNT	85	1 174	743
516 OTHER ORGANIC CHEMICALS	138	129	80	881 PHOTOGRAPH APPAR.ETC.NES	21	288	185
522 INORGANIC CHEM.ELEMENTS	2 952	507	322	882 PHOTO.CINEMATOGRPH.SUPPL	187	164	106
523 METAL.SALTS,INORGAN.ACID	3 196	378	248	892 PRINTED MATTER	226	390	250
531 SYNTH.COLOURS,LAKES,ETC.	403	1 356	874	893 ARTICLES,NES,OF PLASTICS	744	604	382
532 DYEING,TANNING MATERIALS	145	47	30	894 BABY CARRIAGE,TOYS,GAMES	156	547	346
533 PIGMENTS, PAINTS, ETC.	1 571	892	577	895 OFFICE,STATIONERY SUPPLS	342	1 167	752
541 MEDICINES,ETC.EXC.GRP542	268	1 232	776	899 MISC MANUFCTRD GOODS NES	16	167	104
542 MEDICAMENTS	374	1 434	921	941 COMPL IND PLANT CHAPT 99	61	78	50
551 ESSNTL.OIL,PERFUME,FLAVR	68	356	229	PARAGUAY			
553 PERFUMERY,COSMETICS,ETC.	200	421	274	IMPORTS	527 455	42 294	27 860
554 SOAP,CLEANERS,POLISH,ETC	2 513	707	466	011 BOVINE MEAT	2 358	2 705	1 720
562 FERTILIZER,EXCEPT GRP272	475	82	49	012 OTHER MEAT, MEAT OFFAL	88	105	71
571 POLYMERS OF ETHYLENE	470	77	51	034 FISH,FRESH,CHILLED,FROZN	9	129	79
572 POLYMERS OF STYRENE	4 110	814	531	054 VEGETABLES	8 673	3 307	2 135
573 POLYMERS,VINYL CHLORIDE	1 200	345	226	071 COFFEE,COFFEE SUBSTITUTE	214	49	31
574 POLYACETAL,POLYCARBONATE	3 356	326	201	121 TOBACCO, UNMANUFACTURED	1 423	572	370
575 OTH.PLASTIC,PRIMARY FORM	1 045	639	417	222 OILSEED(SFT.FIX VEG.OIL)	425 939	15 712	10 629
581 PLASTIC TUBE,PIPE,HOSE	138	231	149	248 WOOD, SIMPLY WORKED	1 579	169	112
582 PLASTIC PLATE,SHEETS,ETC	276	336	212	263 COTTON	63 829	11 400	7 519
591 INSECTICIDES, ETC.	232	386	258	268 WOOL, OTHER ANIMAL HAIR	1 567	1 350	865
592 STARCHES,INULIN,ETC.	278	179	113	291 CRUDE ANIMAL MATERLS,NES	1 400	256	165
597 PREPRD ADDITIVES,LIQUIDS	630	229	143	292 CRUDE VEG.MATERIALS, NES	231	93	60
598 MISC.CHEMICAL PRODS,NES	2 226	1 258	818	421 FIXED VEG.FAT,OILS, SOFT	1 672	310	193
600 CPL IND PLANT CHAP 69-76	924	962	618	422 FIXED VEG.FAT,OILS,OTHER	2 501	544	339
621 MATERIALS OF RUBBER	45	120	73	431 ANIMAL,VEG.FATS,OILS,NES	7 000	310	195
625 RUBBER TYRES,TUBES,ETC.	648	62	39	512 ALCOHOL,PHENOL,ETC.DERIV	70	186	119
629 ARTICLES OF RUBBER, NES	105	398	259	532 DYEING,TANNING MATERIALS	4 107	521	336
641 PAPER AND PAPERBOARD	6 307	729	472	541 MEDICINES,ETC.EXC.GRP542	36	282	182
642 PAPER,PAPERBOARD,CUT ETC	178	197	119	551 ESSNTL.OIL,PERFUME,FLAVR	405	1 250	781
651 TEXTILE YARN	115	196	120	553 PERFUMERY,COSMETICS,ETC.	74	327	225
657 SPECIAL YARN,TXTL.FABRIC	197	248	162	611 LEATHER	47	73	48
				612 MANUFACT. LEATHER ETC.NES	79	299	193
				634 VENEERS, PLYWOOD, ETC.	447	46	30



## 7 IMPORTS AND EXPORTS (SPECIAL TRADE) BY COUNTRIES OF PRODUCTION AND CONSUMPTION AND BY GROUPS OF THE SITC-REV. III 1992

GROUP DESCRIPTION	DT = 100 KG	1 000 DM	1 000 \$	GROUP DESCRIPTION	DT = 100 KG	1 000 DM	1 000 \$
635 WOOD MANUFACTURES, NES	1 890	615	389	881 PHOTOGRAPH APPAR.ETC.NES	39	227	148
652 COTTON FABRICS, WOVEN	366	183	115	882 PHOTO.CINEMATOGRPH.SUPPL	89	94	57
778 ELECTRIC.MACH.APPART.NES	1	50	32	884 OPTICAL GOODS NES		473	296
781 PASS.MOTOR VEHCLS.EX.BUS	39	85	52	885 WATCHES AND CLOCKS	7	84	54
831 TRUNK, SUITCASES,BAG,ETC	141	435	276	892 PRINTED MATTER	362	561	371
841 MENS,BOYS CLOTHNG,X-KNIT	193	330	205	893 ARTICLES,NES,OF PLASTICS	206	311	194
892 PRINTED MATTER	27	46	31	894 BABY CARRIAGE, TOYS,GAMES	70	200	134
				895 OFFICE,STATIONERY SUPPLS	172	1 055	682
EXPORTS	70 441	67 671	43 463	898 MUSICAL INSTRUMENTS,ETC.	32	175	114
022 MILK AND CREAM	7 060	2 036	1 366	899 MISC MANUFCTRD GOODS NES	42	154	98
037 FISH ETC.PRPD,PRSDV.NES	111	116	75				
048 CEREAL PREPARATIONS	5 117	320	194	URUGUAY			
054 VEGETABLES	418	399	244	IMPORTS	440 672	211 539	135 754
062 SUGAR CONFECTIONERY	119	66	41	011 BOVINE MEAT	46 176	47 341	30 159
081 ANIMAL FEED STUFF	728	162	104	012 OTHER MEAT, MEAT OFFAL	24 380	13 976	8 754
112 ALCOHOLIC BEVERAGES	12 802	2 557	1 626	017 MEAT,OFFL.PRPD,PRSDV.NES	6 911	9 186	5 861
274 SULPHUR,UNRSTD,IRON PYRS	1 500	65	43	034 FISH,FRESH,CHILLED,FROZN	38 288	13 209	8 455
291 CRUDE ANIMAL MATERLS.NES	176	51	32	036 CRUSTACEANS,MOLLUSCS ETC	233	54	33
292 CRUDE VEG.MATERIALS, NES	303	422	261	037 FISH ETC.PRPD,PRSDV.NES	154	53	35
335 RESIDUAL PETROL.PRODUCTS	651	78	50	043 BARLEY, UNMILLED	9 934	307	195
512 ALCOHOL,PHENOL,ETC.DERIV	402	100	67	057 FRUIT,NUTS EXCL.OIL NUTS	75 064	7 456	4 995
513 CARBOXYLIC ACIDS,DERIVTS	2 431	529	336	059 FRUIT, VEGETABLE JUICES	14 210	3 171	2 045
514 NITROGEN-FUNCT.COMPOUNDS	236	264	166	061 SUGARS,MOLASSES,HONEY	48 175	8 342	5 320
515 ORGANO-INORGANIC COMPNDS	774	1 411	908	081 ANIMAL FEED STUFF	21 284	627	378
516 OTHER ORGANIC CHEMICALS	170	173	114	082 EDIBLE PROD.PREPRNTS,NES	742	181	115
522 INORGANIC CHEM.ELEMENTS	502	137	89	211 HIDES,SKINS(EX.FURS),RAW	562	871	550
523 METAL.SALTS,INORGAN.ACID	1 563	235	147	222 OILSEED(SFT.FIX VEG.OIL)	1 245	197	134
531 SYNTH.COLOURS,LAKES,ETC.	464	825	525	268 WOOL, OTHER ANIMAL HAIR	76 624	42 926	27 405
532 DYEING,TANNING MATERIALS	254	85	56	291 CRUDE ANIMAL MATERLS.NES	49 592	6 638	4 225
533 PIGMENTS, PAINTS, ETC.	424	400	259	292 CRUDE VEG.MATERIALS, NES	668	561	362
541 MEDICINES,ETC.EXC.GRP542	333	1 832	1 173	421 FIXED VEG.FAT,OILS, SOFT	438	91	61
542 MEDICAMENTS	319	1 881	1 203	541 MEDICINES,ETC.EXC.GRP542	40	267	172
551 ESSNTL.OIL,PERFUME,FLAVR	234	410	256	551 ESSNTL.OIL,PERFUME,FLAVR	155	56	34
553 PERFUMERY,COSMETICS,ETC.	2 232	3 020	1 916	611 LEATHER	2 072	4 047	2 580
554 SOAP,CLEANERS,POLISH,ETC	1 536	593	380	613 FURSKINS,TANNED,DRESSED	1 295	3 287	2 125
575 OTH.PLASTIC,PRIMARY FORM	1 575	871	556	625 RUBBER TYRES,TUBES,ETC.	1 877	862	555
581 PLASTIC TUBE,PIPE,HOSE	43	113	76	651 TEXTILE YARN	48	182	110
582 PLASTIC PLATE,SHEETS,ETC	33	55	34	654 OTH.TEXTILE FABRIC,WOVEN	2 473	10 874	7 046
591 INSECTICIDES, ETC.	284	484	321	662 CLAY,REFRCT.CONSTR.MATRL	11 702	1 282	825
592 STARCHES,INULIN,ETC.	215	101	66	663 MINERAL MANUFACTURES,NES	23	105	66
597 PREPD ADDITIVES,LIQUIDS	1 905	539	347	666 POTTERY	107	215	138
598 MISC.CHEMICAL PRODS.NES	2 184	824	530	667 PEARLS,PRECIOUS STONES	*	*	*
621 MATERIALS OF RUBBER	27	49	31	713 INTRNL COMBUS PSTN ENGIN	52	137	90
625 RUBBER TYRES,TUBES,ETC.	815	73	49	778 ELECTRIC.MACH.APPART.NES	96	245	149
629 ARTICLES OF RUBBER, NES	320	503	326	781 PASS.MOTOR VEHCLS.EX.BUS	148	231	145
641 PAPER AND PAPERBOARD	2 067	543	344	784 PARTS,TRACTORS,MOTOR VEH	75	189	120
642 PAPER,PAPERBOARD,CUT ETC	171	171	111	831 TRUNK,SUITCASES,BAG,ETC	34	216	141
651 TEXTILE YARN	40	75	49	841 MENS,BOYS CLOTHNG,X-KNIT	739	1 534	978
652 COTTON FABRICS, WOVEN	8	49	31	842 WOMEN,GIRL CLOTHNG,XKNIT	290	1 022	681
657 SPECIAL YARN,TXTL.FABRIC	193	445	281	845 OTHR.TEXTILE APPAREL,NES	50	341	226
659 FLOOR COVERINGS, ETC.	208	402	255	846 CLOTHING ACCESSRS,FABRIC	41	153	105
662 CLAY,REFRCT.CONSTR.MATRL	2 350	208	128	848 CLOTHNG,NONTXTL;HEADGEAR	2 736	25 452	16 746
663 MINERAL MANUFACTURES,NES	99	111	71	851 FOOTWEAR	788	2 995	1 938
665 GLASSWARE	347	410	260	872 MEDICAL INSTRUMENTS NES	76	644	409
666 POTTERY	31	58	37	896 WORKS OF ART,ANTIQUE ETC	3	196	128
679 TUBES,PIPES,ETC. IRON, STL	264	181	121	897 GOLD,SILVERWARE, JEWEL NES	9	214	138
684 ALUMINIUM	235	913	583				
695 TOOLS	586	1 142	735	EXPORTS	325 792	157 327	100 708
696 CUTLERY	32	253	155	037 FISH ETC.PRPD,PRSDV.NES	192	174	111
697 HOUSEHOLD EQUIPMENT,NES	44	81	51	048 CEREAL PREPARATIONS	4 206	961	619
699 MANUFACTS.BASE METAL,NES	513	650	408	054 VEGETABLES	100	122	77
713 INTRNL COMBUS PSTN ENGIN	232	288	182	058 FRUIT,PRESERVED,PREPARED	157	65	40
721 AGRIC.MACHINES,EX.TRACTR	122	259	166	061 SUGARS,MOLASSES,HONEY	534	58	37
724 TEXTILE,LEATHER MACHINES	3 263	3 784	2 441	062 SUGAR CONFECTIONERY	121	98	61
725 PAPER,PULP MILL MACHINES	116	244	898	073 CHOCOLATE,OTH.CCOOA PREP	169	172	115
726 PRINTNG,BOOKBINDNG MACHS	449	1 417	905	081 ANIMAL FEED STUFF	181	80	54
727 FOOD-PROCESS.MCH.NON DOM	267	1 400	905	082 EDIBLE PROD.PREPRNTS,NES	2 554	1 107	721
728 OTH.MACH,PTS,SPCL INDUST	267	1 385	41	111 NON-ALCOHOL.BEVERAGE,NES	629	85	55
733 MACH-TOOLS,METAL-WORKING	230	60	87	112 ALCOHOLIC BEVERAGES	1 805	353	231
741 HEATING,COOLNG EQUIP,PART	330	1 420	905	232 SYNTHETIC RUBBER, ETC.	8 918	1 783	1 149
742 PUMPS FOR LIQUIDS,PARTS	15	134	87	266 SYNTHETIC FIBRES	2 298	740	469
743 PUMPS NES,CENTRIFUGS ETC	122	765	499	269 WORN CLOTHING,TEXTL.ARTL	180	57	36
744 MECHANICAL HANDLING EQUIP	38	210	139	273 STONE, SAND AND GRAVEL	7 756	186	122
745 OTH.NONELEC MCH,TOOL,NES	162	913	577	278 OTHER CRUDE MINERALS	31 967	285	183
746 BALL OR ROLLER BEARINGS	86	181	112	291 CRUDE ANIMAL MATERLS.NES	1 054	174	111
747 TAPS,COCKS,VALVES,ETC.	21	186	119	292 CRUDE VEG.MATERIALS, NES	362	291	188
748 TRANSMISSIONS SHAFTS,ETC	46	199	124	334 PETROLEUM PRODUCTS	3 175	815	523
749 NON-ELECT MACH.PARTS,ETC	68	325	214	335 RESIDUAL PETROL.PRODUCTS	1 036	140	93
751 OFFICE MACHINES	16	66	40	511 HYDROCARBONS,NES,DERIVTS	1 752	184	116
752 AUTOMATC.DATA PROC.EQUIP	20	452	289	512 ALCOHOL,PHENOL,ETC.DERIV	804	367	232
759 PARTS,FOR OFFICE MACHINS	7	48	32	513 CARBOXYLIC ACIDS,DERIVTS	8 547	1 323	852
764 TELECOMM.EQUIP,PARTS NES	296	7 829	5 182	514 NITROGEN-FUNCT.COMPOUNDS	1 210	1 281	821
771 ELECT POWER MACHNV.PARTS	150	291	180	515 ORGANO-INORGANIC COMPNDS	630	1 950	1 255
772 ELEC.SWITCH.RELAY.CIRCUIT	118	682	435	516 OTHER ORGANIC CHEMICALS	1 184	770	502
773 ELECTR.DISTRIBT.EQPT NES	507	1 196	758	522 INORGANIC CHEM.ELEMENTS	1 136	414	264
774 ELECTRO-MEDCL,XRAY EQUIP	11	278	175	523 METAL.SALTS,INORGAN.ACID	5 446	966	617
775 DOM.ELEC, NON-ELEC.EQUIPT	265	441	283	531 SYNTH.COLOURS,LAKES,ETC.	3 377	8 403	5 381
778 ELECTRIC.MACH.APPART.NES	180	864	553	532 DYEING,TANNING MATERIALS	5 066	1 838	1 177
781 PASS.MOTOR VEHCLS.EX.BUS	1 033	3 425	2 146	533 PIGMENTS, PAINTS, ETC.	4 295	2 422	1 567
782 GOODS,SPCL TRANSPORT VEH	192	55	36	541 MEDICINES,ETC.EXC.GRP542	248	1 794	1 150
784 PARTS,TRACTORS,MOTOR VEH	2 096	3 302	2 126	542 MEDICAMENTS	360	2 109	1 365
813 LIGHTNG FIXTURES ETC.NES	42	226	144	551 ESSNTL.OIL,PERFUME,FLAVR	51	260	167
841 MENS,BOYS CLOTHNG,X-KNIT	3	76	46	553 PERFUMERY,COSMETICS,ETC.	555	2 405	1 572
846 CLOTHING ACCESSRS,FABRIC	53	158	99	554 SOAP,CLEANERS,POLISH,ETC	8 198	2 972	1 922
851 FOOTWEAR	78	293	184	562 FERTILIZER,EXCEPT GRP272	834	162	106
871 OPTICAL INSTRUMENTS,NES	1	141	86	571 POLYMERS OF ETHYLENE	965	165	105
872 MEDICAL INSTRUMENTS NES	24	866	548				
874 MEASURE,CONTROL INSTRMNT	115	1 618	1 057				



## 7 IMPORTS AND EXPORTS (SPECIAL TRADE) BY COUNTRIES OF PRODUCTION AND CONSUMPTION AND BY GROUPS OF THE SITC-REV. III 1992

GROUP DESCRIPTION	DT = 100 KG	1 000 DM	1 000 \$	GROUP DESCRIPTION	DT = 100 KG	1 000 DM	1 000 \$
573 POLYMERS,VINYL CHLORIDE	1 556	571	367	ARGENTINA			
574 POLYACETAL,POLYCARBONATE	315	215	143				
575 OTH.PLASTIC,PRIMARY FORM	7 192	4 569	2 947	IMPORTS	22 653 304	1 826 009	1 174 528
581 PLASTIC TUBE,PIPE,HOSE	200	390	247				
582 PLASTIC PLATE,SHEETS,ETC	886	771	493	001 LIVE ANIMALS	684	774	479
583 MONOFILAMENT OF PLASTICS	163	133	82	011 BOVINE MEAT	314 261	462 753	295 276
591 INSECTICIDES, ETC.	1 803	2 043	1 320	012 OTHER MEAT, MEAT OFFAL	58 256	45 174	29 617
592 STARCHES,INULIN,ETC.	930	655	422	017 MEAT,OFFL.PRPD,PRSD,NES	93 232	71 046	45 107
597 PREPRO ADDITIVES,LIQUIDS	5 875	1 886	1 218	034 FISH,FRESH,CHILLED,FROZN	164 585	50 041	31 799
598 MISC.CHEMICAL PROOTS,NES	9 883	4 918	3 166	036 CRUSTACEANS,MOLLUSCS ETC	253	91	58
611 LEATHER	96	324	205	037 FISH ETC.PRPD,PRSD,NES	37	137	88
621 MATERIALS OF RUBBER	14	50	32	044 MAIZE UNMILLED	1 195 701	34 276	22 399
625 RUBBER TYRES,TUBES,ETC.	574	198	127	045 OTHER CEREALS, UNMILLED	112 281	2 914	1 889
629 ARTICLES OF RUBBER, NES	288	850	549	054 VEGETABLES	154 210	14 988	9 342
641 PAPER AND PAPERBOARD	1 455	615	394	056 VEGETABLES,PRPD,PRSD,NES	363	347	217
642 PAPER,PAPERBOARD,CUT ETC	448	420	273	057 FRUIT,NUTS EXCL.OIL NUTS	740 377	110 954	69 904
651 TEXTILE YARN	233	412	257	058 FRUIT,PRESERVED,PREPARED	26 576	3 727	2 386
652 COTTON FABRICS, WOVEN	177	442	283	059 FRUIT, VEGETABLE JUICES	106 425	25 529	16 415
653 FABRICS,MAN-MADE FIBRES	58	281	175	061 SUGARS,MOLASSES,HONEY	223 060	36 993	23 652
657 SPECIAL YARN,TXTL.FABRIC	458	1 159	752	074 TEA AND MATE	23 027	9 102	5 871
662 CLAY,REFRCT.CONSTR.MATRL	281	71	48	081 ANIMAL FEED STUFF	11 676 827	346 750	221 460
663 MINERAL MANUFACTURES,NES	384	314	204	112 ALCOHOLIC BEVERAGES	6 705	1 903	1 224
664 GLASS	431	78	50	121 TOBACCO, UNMANUFACTURED	57 054	36 356	23 575
665 GLASSWARE	340	253	163	211 HIDES,SKINS(EX.FURS),RAW	507	753	493
666 POTTERY	14	161	107	222 OILSEED(SFT.FIX.VEG.OIL)	4 996 080	195 566	130 324
674 FLAT-ROLLED PLATED IRON	1 637	261	170	223 OILSEED(OTH.FIX.VEG.OIL)	1 152	124	80
675 FLAT-ROLLED, ALLOY STEEL	804	230	147	232 SYNTHETIC RUBBER, ETC.	5 483	627	384
678 WIRE OF IRON OR STEEL	245	238	149	245 FUEL WOOD, WOOD CHARCOAL	57 119	5 040	3 245
679 TUBES,PIPES,ETC. IRON,STL	351	71	44	251 PULP AND WASTE PAPER	4 002	271	176
682 COPPER	125	128	81	263 COTTON	134 202	24 184	16 007
684 ALUMINIUM	204	176	118	268 WOOL, OTHER ANIMAL HAIR	53 389	35 632	22 694
694 NAILS,SCREWS,NUTS,ETC.	70	147	89	273 STONE, SAND AND GRAVEL	639	43	30
695 TOOLS	258	962	618	282 FERROUS WASTE AND SCRAP	1 332	186	118
696 CUTLERY	51	281	180	291 CRUDE ANIMAL MATERLS,NES	62 691	5 965	3 826
697 HOUSEHOLD EQUIPMENT,NES	29	58	38	292 CRUDE VEG.MATERIALS, NES	18 401	9 011	5 702
699 MANUFACTS.BASE METAL,NES	575	565	366	333 PETROLEUM OILS, CRUDE	587 647	13 620	8 773
713 INTRNL COMBUS PSTN ENGIN	679	2 036	1 288	334 PETROLEUM PRODUCTS	826 233	25 052	16 363
716 ROTATING ELECTRIC PLANT	109	345	224	335 RESIDUAL PETROL.PRODUCTS	231 944	2 736	1 723
721 AGRIC.MACHINES,EX.TRACTR	334	382	250	411 ANIMAL OILS AND FATS	785	173	109
722 TRACTORS	4 427	4 245	2 792	421 FIXED VEG.FAT,OILS, SOFT	297 219	28 565	18 375
723 CIVIL ENGINEERING EQUIPT	158	412	260	422 FIXED VEG.FAT,OILS,OTHER	20 643	2 836	1 820
724 TEXTILE,LEATHER MACHINES	2 029	8 863	5 584	431 ANIMAL,VEG.FATS,OILS,NES	10 047	628	390
725 PAPER,PULP MILL MACHINES	49	209	137	511 HYDROCARBONS,NES,DERIVTS	10 663	550	340
726 PRINTNG,BOOKBINDNG MACHS	454	1 919	1 240	513 CARBOXYLIC ACIDS,DERIVTS	1 505	715	457
727 FOOD-PROCESS.MCH.NON DOM	195	1 331	862	514 NITROGEN-FUNCT.COMPOUNDS	8 417	1 365	846
728 OTH.MACH,PTS,SPCL INDUST	534	4 542	2 842	515 ORGANO-INORGANIC COMPNDS	2	123	79
731 METAL REMOVAL WORK TOOLS	9	98	61	516 OTHER ORGANIC CHEMICALS	86	2 188	1 415
733 MACH-TOOLS,METAL-WORKING	312	172	107	522 INORGANIC CHEM.ELEMENTS	21 429	3 377	2 236
735 PARTS,NES,FOR MACH-TOOLS	7	52	31	523 METAL.SALTS,INORGAN.ACID	861	60	41
741 HEATING,COOLNG EQUIP,PART	238	809	521	524 OTHER CHEMICAL COMPOUNDS	1 550	278	186
742 PUMPS FOR LIQUIDS,PARTS	89	572	369	531 SYNTH.COLOURS,LAKES,ETC.	2 840	3 581	2 293
743 PUMPS NES,CENTRIFUGS ETC	222	1 298	844	532 DYEING,TANNING MATERIALS	8 947	1 481	946
744 MECHANICAL HANDLING EQUIP	2 381	2 601	1 735	541 MEDICINES,ETC.EXC.GRPS42	334	813	527
745 OTH.NONELEC MCH,TOOL,NES	707	4 340	2 753	551 ESSNTL.OIL,PERFUME,FLAVR	755	1 512	981
746 BALL OR ROLLER BEARINGS	37	86	55	573 POLYMERS,VINYL CHLORIDE	8 425	652	423
747 TAPS,COCKS,VALVES,ETC.	39	408	258	574 POLYACETAL,POLYCARBONATE	202	72	43
748 TRANSMISSIONS SHAFTS ETC	426	1 135	731	575 OTH.PLASTIC,PRIMARY FORM	422	129	86
749 NON-ELECT MACH.PARTS,ETC	115	706	468	598 MISC.CHEMICAL PROOTS,NES	5 428	833	550
751 OFFICE MACHINES	25	76	49	611 LEATHER	12 917	26 642	16 937
752 AUTOMATC.DATA PROC.EQUIP	16	323	212	612 MANUFACT. LEATHER ETC.NES	369	1 706	1 087
763 SOUND RECORDER,PHONOGRPH	62	270	164	613 FURSKINS,TANNED,DRESSED	758	5 909	3 787
764 TELECOMM.EQUIP.PARTS NES	104	4 756	2 958	625 RUBBER TYRES,TUBES,ETC.	287	184	117
771 ELECT POWER MACHNY,PARTS	384	295	185	634 VENEERS, PLYWOOD, ETC.	55 025	2 810	1 834
772 ELEC.SWITCH.RELAY.CIRCUIT	1 048	5 595	3 573	635 WOOD MANUFACTURES, NES	329	50	31
773 ELECTR DISTRIB. EQPT NES	32	75	47	651 TEXTILE YARN	4 090	2 401	1 482
774 ELECTRO-MEDCL,XRAY EQUIP	17	487	308	652 COTTON FABRICS, WOVEN	838	622	388
775 DOM.ELEC, NON-ELEC. EQUIPT	396	979	613	657 SPECIAL YARN,TXTL.FABRIC	113	76	47
776 TRANSISTORS, VALVES, ETC.	1	48	31	658 TEXTILE ARTICLES NES	905	518	331
778 ELECTRIC MACH. APPART. NES	458	1 606	1 021	661 LIME,CEMENT,CONSTR.MATRL	2 262	108	74
781 PASS.MOTOR VEHCLS.EX.BUS	2 802	9 980	6 350	662 CLAY,REFRCT.CONSTR.MATRL	48 939	4 336	2 763
782 GOODS,SPCL TRANSPORT VEH	56	153	94	664 GLASS	165	59	36
784 PARTS,TRACTORS,MOTOR VEH	958	2 188	1 407	667 PEARLS,PRECIOUS STONES	-	-	-
786 TRAILERS,SEMI-TRAIL,ETC	141	81	50	671 PIG IRON,SPIEGELEISN,ETC	1 701	324	211
793 SHIP,BOAT,FLOAT,STRUCTRS	142 974	20 574	13 053	673 FLAT-ROLLED IRON ETC.	97 734	5 826	4 000
813 LIGHTNG FIXTURES ETC,NES	25	167	111	674 FLAT-ROLLED PLATED IRON	1 328	119	79
821 FURNITURE,CUSHIONS,ETC.	154	145	94	684 ALUMINIUM	35 030	9 394	5 976
842 WOMEN,GIRL CLOTHING,XKNIT	23	220	139	686 ZINC	3 737	740	499
845 OTHR.TEXTILE APPAREL,NES	39	232	153	687 TIN	210	198	126
846 CLOTHING ACCESSRS,FABRIC	7	62	38	689 MISC.NON-FERR.BASE METAL	200	62	39
848 CLOTHING,NONTXTL;HEADGEAR	124	189	123	694 NAILS,SCREWS,NUTS,ETC.	38	66	44
851 FOOTWEAR	164	161	101	695 TOOLS	379	1 000	666
871 OPTICAL INSTRUMENTS,NES	2	150	100	696 CUTLERY	3 404	34 611	22 376
872 MEDICAL INSTRUMENTS NES	159	1 777	1 131	699 MANUFACTS.BASE METAL,NES	49	223	145
873 METERS,COUNTERS,NES	6	119	76	713 INTRNL COMBUS PSTN ENGIN	2 114	2 017	1 292
874 MEASURE,CONTROL INSTRMNT	144	1 722	1 105	716 ROTATING ELECTRIC PLANT	54	186	125
881 PHOTOGRAPH APPAR.ETC,NES	31	159	105	718 OTH.POWR,GENRTNG.MACHNRY	24	56	36
882 PHOTO.CINEMATOGRPH.SUPPL	83	140	93	724 TEXTILE,LEATHER MACHINES	271	102	70
884 OPTICAL GOODS NES	253	158	728	728 OTH.MACH,PTS,SPCL INDUST	237	283	182
885 WATCHES AND CLOCKS	5	98	62	731 METAL REMOVAL WORK TOOLS	98	185	122
891 ARMS AND AMMUNITION	32	102	64	743 PUMPS NES,CENTRIFUGS ETC	84	297	196
892 PRINTED MATTER	399	499	327	746 BALL OR ROLLER BEARINGS	200	387	239
893 ARTICLES,NES,OF PLASTICS	492	624	403	747 TAPS,COCKS,VALVES,ETC.	17	151	99
894 BABY CARRIAGE,TOYS,GAMES	111	318	210	748 TRANSMISSIONS SHAFTS ETC	486	560	364
895 OFFICE,STATIONERY SUPPLS	405	1 198	752	752 AUTOMATC.DATA PROC.EQUIP	9	43	30
897 GOLD,SILVERWARE,JEWEL NES	51	140	89	759 PARTS,FOR OFFICE MACHINS	36	1 736	1 105
898 MUSICAL INSTRUMENTS,ETC.	51	292	191	764 TELECOMM.EQUIP.PARTS NES	124	1 514	967
899 MISC MANUFCTRD GOODS NES	103	491	317	771 ELECT POWER MACHNY,PARTS	22	146	97
				772 ELEC.SWITCH.RELAY.CIRCUIT	61	365	230
				774 ELECTRO-MEDCL,XRAY EQUIP	4	563	348



## 7 IMPORTS AND EXPORTS (SPECIAL TRADE) BY COUNTRIES OF PRODUCTION AND CONSUMPTION AND BY GROUPS OF THE SITC-REV. III 1992

GROUP DESCRIPTION	DT = 100 KG	1 000 DM	1 000 \$	GROUP DESCRIPTION	DT = 100 KG	1 000 DM	1 000 \$
775 DOM.ELEC, NON-ELEC. EQUIPT	4	72	45	621 MATERIALS OF RUBBER	380	1 294	830
778 ELECTRIC, MACH. APPART. NES	21	609	391	625 RUBBER TYRES, TUBES, ETC.	2 198	544	341
781 PASS. MOTOR VEHCLS. EX. BUS	250	553	375	629 ARTICLES OF RUBBER, NES	2 321	4 322	2 771
784 PARTS, TRACTORS, MOTOR VEH	33 272	65 884	43 005	633 CORK MANUFACTURES	20	125	81
785 CYCLES, MOTORCYCLES ETC.	77	43	31	634 VENEERS, PLYWOOD, ETC.	109	68	43
821 FURNITURE, CUSHIONS, ETC.	1 332	4 660	2 989	635 WOOD MANUFACTURES, NES	373	237	156
831 TRUNK, SUITCASES, BAG, ETC	94	863	556	641 PAPER AND PAPERBOARD	29 736	7 844	5 068
841 MENS, BOYS CLOTHNG, X-KNIT	957	1 513	948	642 PAPER, PAPERBOARD, CUT ETC	3 632	2 403	1 552
842 WOMEN, GIRL CLOTHNG, X-KNIT	16	110	76	651 TEXTILE YARN	2 099	5 016	3 240
845 OTHR. TEXTILE APPAREL, NES	24	182	112	652 COTTON FABRICS, WOVEN	62	253	158
848 CLOTHNG, NONTEXTL; HEADGEAR	868	5 574	3 679	653 FABRICS, MAN-MADE FIBRES	361	985	632
851 FOOTWEAR	169	841	542	654 OTH. TEXTILE FABRIC, WOVEN	39	91	58
871 OPTICAL INSTRUMENTS, NES	1	56	37	655 KNIT, CROCHET, FABRIC NES	124	484	311
872 MEDICAL INSTRUMENTS NES	2	119	76	656 TULLE, LACE, EMBROIDRY, ETC	92	686	429
874 MEASURE, CONTRL INSTRMNT	8	111	70	657 SPECIAL YARN, TEXTL. FABRIC	5 741	8 937	5 744
881 PHOTOGRAPH APPAR. ETC. NES	2	304	201	658 TEXTILE ARTICLES NES	1 789	1 542	987
885 WATCHES AND CLOCKS	717	1 467	944	659 FLOOR COVERINGS, ETC.	145	624	416
891 ARMS AND AMMUNITION	149	101	64	662 CLAY, REFRCT. CONSTR. MATRL	24 577	6 728	4 341
892 PRINTED MATTER	38	158	97	663 MINERAL MANUFACTURES, NES	5 793	7 489	4 780
894 BABY CARRIAGE, TOYS, GAMES	559	654	429	664 GLASS	3 048	1 611	1 046
896 WORKS OF ART, ANTIQUE ETC	35	725	447	665 GLASSWARE	1 729	1 503	968
897 GOLD, SILVERWARE, JEWEL NES		395	262	666 POTTERY	259	610	396
899 MISC MANUFACTRD GOODS NES	19	185	118	667 PEARLS, PRECIOUS STONES			
EXPORTS	1 796 742	1 601 750	1 033 012	671 PIG IRON, SPIEGELEISN, ETC	2 986	901	574
001 LIVE ANIMALS	33	165	106	673 FLAT-ROLLED IRON ETC.	274 349	13 523	8 403
017 MEAT, OFFL. PRPD, PRSVD, NES	249	195	123	674 FLAT-ROLLED PLATED IRON	41 457	4 223	2 688
022 MILK AND CREAM	9 404	2 417	1 526	675 FLAT-ROLLED, ALLOY STEEL	37 098	10 456	6 777
023 BUTTER, OTHER FAT OF MILK	720	200	131	676 IRON, STL. BAR, SHAPES ETC.	6 213	1 982	1 261
024 CHEESE AND CURD	28 248	11 370	7 540	678 WIRE OF IRON OR STEEL	718	6 582	4 110
034 FISH, FRESH, CHILLED, FROZN	11 569	768	505	679 TUBES, PIPES, ETC. IRON, STL	6 266	259	165
037 FISH ETC. PRPD, PRSVD, NES	446	489	311	681 SILVER, PLATINUM, ETC.	5	1 041	662
044 MAIZE UNMILLED	5 031	310	189	682 COPPER	802	975	623
048 CEREAL PREPARATIONS	11 100	5 151	3 352	683 NICKEL	2 469	2 025	1 288
056 VEGETABLES, PRPD, PRSVD, NES	438	232	151	684 ALUMINIUM	3	75	47
057 FRUIT, NUTS EXCL. OIL NUTS	310	111	70	689 MISC. NON-FERR. BASE METAL	2 102	1 294	839
058 FRUIT, PRESERVED, PREPARED	1 182	728	462	691 METALLIC STRUCTURES NES	882	620	395
059 FRUIT, VEGETABLE JUICES	584	90	56	692 CONTAINERS, STORAGE, TRNSP	128	297	192
061 SUGARS, MOLASSES, HONEY	5 091	729	462	693 WIRE PRODUCTS EXCL. ELECT	1 257	5 352	3 478
062 SUGAR CONFECTIONERY	2 551	1 700	1 060	694 NAILS, SCREWS, NUTS, ETC.	1 169	9 039	5 835
071 COFFEE, COFFEE SUBSTITUTE	101	252	164	695 TOOLS	338	2 778	1 777
073 CHOCOLATE, OTH. COCOA PREP	9 373	6 360	4 050	696 CUTLERY	431	1 035	672
075 SPICES	1 174	180	114	697 HOUSEHOLD EQUIPMENT, NES	4 142	7 032	4 524
081 ANIMAL FEED STUFF	1 143	1 194	775	698 MANUFACT. BASE METAL, NES	15 255	115 910	76 145
098 EDIBLE PRD. PREPRTNS, NES	3 221	1 732	1 136	700 CPL IND PLANT (84/85/87)	614	5 379	3 634
111 NON-ALCOHOL. BEVERAGE, NES	10 449	1 406	927	712 STEAM TURBINES	952	12 863	8 347
112 ALCOHOLIC BEVERAGES	49 598	7 966	5 114	713 INTRNL COMBUS PSTN ENGIN	2 787	13 781	8 836
122 TOBACCO, MANUFACTURED	138	183	113	714 ENGINES, MOTORS NON-ELECT	64	16 834	11 072
212 FURSKINS, RAW	69	444	293	716 ROTATING ELECTRIC PLANT	891	3 449	2 240
222 OILSEED (SFT. FIX VEG. OIL)	2 994	205	135	718 OTH. POWR. GENRTRNG. MACHNRY	168	2 315	1 470
232 SYNTHETIC RUBBER, ETC.	32 137	6 416	4 131	721 AGRIC. MACHINES, EX. TRACTR	660	1 721	1 104
247 WOOD ROUGH, ROUGH SQUARED	6 574	622	410	723 CIVIL ENGINEERING EQUIPT	593	1 732	1 101
251 PULP AND WASTE PAPER	2 189	420	280	724 TEXTILE, LEATHER MACHINES	17 660	77 284	49 549
266 SYNTHETIC FIBRES	8 234	3 089	1 956	725 PAPER, PULP MILL MACHINES	3 453	7 818	4 968
267 OTHER MAN-MADE FIBRES	1 472	610	403	726 PRINTNG, BOOKBINDNG MACHS	12 497	42 856	27 982
278 OTHER CRUDE MINERALS	10 453	1 195	764	727 FOOD-PROCESS. MCH. NON DOM	2 597	15 561	10 061
282 FERROUS WASTE AND SCRAP	180 063	2 435	1 547	728 OTH. MACH. PTS, SPCL INDOUST	11 398	50 994	33 449
285 ALUMINIUM ORE, CONCTR. ETC	3 290	484	310	729 METAL REMOVAL WORK TOOLS	3 544	16 996	10 985
292 CRUDE VEG. MATERIALS, NES	3 962	4 314	2 785	733 MACH-TOOLS, METAL-WORKING	1 762	4 044	2 552
334 PETROLEUM PRODUCTS	28 226	2 447	1 595	735 PARTS, NES, FOR MACH-TOOLS	240	4 536	2 909
335 RESIDUAL PETROL. PRODUCTS	56 201	2 724	1 746	737 METALWORKING MACHNRY NES	4 841	7 599	4 902
411 ANIMAL OILS AND FATS	271	155	103	741 HEATING, COOLNG EQUIP, PART	2 199	9 585	6 244
431 ANIMAL, VEG. FATS, OILS, NES	1 423	293	186	742 PUMPS FOR LIQUIDS, PARTS	1 174	7 682	4 918
511 HYDROCARBONS, NES, DERIVTS	17 018	2 094	1 353	743 PUMPS NES, CENTRIFUGS ETC	2 876	19 401	12 714
512 ALCOHOL, PHENOL, ETC. DERIV	29 624	8 215	5 271	744 MECHANICAL HANDLING EQUIP	5 130	8 579	5 591
513 CARBOXYLIC ACIDS, DERIVTS	36 673	7 298	4 706	745 OTH. NONELEC. MCH. TOOL, NES	6 361	45 690	30 116
514 NITROGEN-FUNCT. COMPOUNDS	16 938	24 154	15 604	746 BALL OR ROLLER BEARINGS	6 105	19 417	12 513
515 ORGANIC-INORGANIC COMPODS	19 221	31 789	20 511	747 TAPS, COCKS, VALVES, ETC.	794	8 264	4 044
516 OTHER ORGANIC CHEMICALS	6 551	6 307	4 074	748 TRANSMISSIONS SHAFTS ETC	1 801	6 349	5 352
522 INORGANIC CHEM. ELEMENTS	56 298	5 368	3 455	749 NON-ELECT MACH. PARTS, ETC	936	6 369	4 149
523 METAL. SALTS, INORGAN. ACID	59 430	8 228	5 302	751 OFFICE MACHINES	708	2 387	1 513
524 OTHER CHEMICAL COMPOUNDS	267	462	302	752 AUTOMATC. DATA PROC. EQUIP	529	9 948	6 353
531 SYNTH. COLOURS, LAKES, ETC.	5 865	19 151	12 290	759 PARTS, FOR OFFICE MACHINES	244	1 449	929
532 DYEING, TANNING MATERIALS	2 134	735	465	761 TELEVISION RECEIVERS ETC	29	145	98
533 PIGMENTS, PAINTS, ETC.	32 174	15 398	9 933	762 RADIO-BROADCAST RECEIVER	7	57	33
541 MEDICINES, ETC. EXC. GRP542	2 868	38 228	24 668	763 SOUND RECORDER, PHONOGRPH	239	1 603	1 047
542 MEDICAMENTS	3 126	15 946	10 287	764 TELECOMM. EQUIP. PARTS NES	8 527	120 563	76 686
551 ESSNTL. OIL, PERFUME, FLAVR	469	2 194	1 429	771 ELECT POWER MACHNRY. PARTS	931	4 510	2 904
553 PERFUMERY, COSMETICS, ETC.	373	1 681	1 075	772 ELEC. SWITCH, RELAY, CIRCUIT	4 769	39 772	25 497
554 SOAP, CLEANERS, POLISH, ETC	23 053	8 744	5 600	773 ELECTR. DISTRIB. EQPT NES	1 050	3 843	2 480
562 FERTILIZER, EXCEPT GRP272	96 054	3 437	2 121	774 ELECTRO-MEDCL. XRAY EQUIP	1 408	33 080	20 740
571 POLYMERS OF ETHYLENE	9 087	2 032	1 294	775 DOM. ELEC. NON-ELEC. EQUIPT	4 689	11 195	7 302
572 POLYMERS OF STYRENE	4 910	1 775	1 126	776 TRANSISTORS, VALVES, ETC.	1 099	24 700	15 618
573 POLYMERS, VINYL CHLORIDE	18 995	4 286	2 769	778 ELECTRIC. MACH. APPART. NES	17 356	39 800	25 629
574 POLYACETAL, POLYCARBONATE	11 782	6 482	4 162	781 PASS. MOTOR VEHCLS. EX. BUS	13 862	51 172	32 891
575 OTH. PLASTIC, PRIMARY FORM	47 270	29 112	18 605	782 GOODS, SPCL TRANSPORT VEH	888	550	347
581 PLASTIC TUBE, PIPE, HOSE	1 123	3 050	1 939	784 PARTS, TRACTORS, MOTOR VEH	23 622	51 079	32 906
582 PLASTIC PLATE, SHEETS, ETC	10 454	10 308	6 676	785 CYCLES, MOTORCYCLES ETC.	44	132	81
583 MONOFILAMENT OF PLASTICS	196	184	116	786 TRAILERS, SEMI-TRAILER, ETC	643	761	483
591 INSECTICIDES, ETC.	9 139	12 767	8 361	791 RAILWAY VEHICLES. EQUIPNT	110	572	394
592 STARCHES, INULIN, ETC.	8 949	2 450	1 585	792 AIRCRAFT, ASSCOTD. EQUIPNT	15	2 262	1 425
593 EXPLOSIVES, PYROTECHNICS	189	480	304	793 SHIP, BOAT, FLOAT. STRUCTRS	24 137	18 425	11 662
597 PREPDR. ADDITIVES, LIQUIDS	9 835	3 885	2 494	812 PLUMBNG, SANITRY, EQPT, ETC	36	187	125
598 MISC. CHEMICAL PRDCTS. NES	36 452	18 959	12 285	813 LIGHTNG FIXTURES ETC. NES	583	1 784	1 134
600 CPL IND PLANT CHAP 69-76	8 594	12 373	8 223	821 FURNITURE, CUSHIONS, ETC.	1 275	1 836	1 175
611 LEATHER	444	232	150	831 TRUNK, SUITCASES, BAG, ETC	299	619	400
612 MANUFACT. LEATHER ETC. NES	18	152	102	841 MENS, BOYS CLOTHNG, X-KNIT	22	519	331
613 FURSKINS, TANNED, DRESSED	9	298	181	842 WOMEN, GIRL CLOTHNG, X-KNIT	21	623	399
				843 MENS, BOYS CLOTHNG, KNIT	11	81	55



## 7 IMPORTS AND EXPORTS (SPECIAL TRADE) BY COUNTRIES OF PRODUCTION AND CONSUMPTION AND BY GROUPS OF THE SITC-REV. III 1992

GROUP DESCRIPTION	DT = 100 KG	1 000 DM	1 000 \$	GROUP DESCRIPTION	DT = 100 KG	1 000 DM	1 000 \$
844 WOMEN, GIRLS CLOTHING, KNIT	2	56	35	073 CHOCOLATE, OTH. COCOA PREP	1 052	659	424
845 OTHR. TEXTILE APPAREL, NES	30	338	208	075 SPICES	80	53	34
846 CLOTHING ACCESSORS, FABRIC	73	408	255	081 ANIMAL FEED STUFF	10 550	1 513	971
848 CLOTHING, NONTEXTILE; HEADGEAR	18	242	155	091 MARGARINE AND SHORTENING	1 649	191	118
851 FOOTWEAR	225	1 671	1 079	098 EDIBLE PROD. PREPRTNS, NES	5 167	5 507	3 486
871 OPTICAL INSTRUMENTS, NES	65	3 552	2 277	111 NON-ALCOHOL. BEVERAGE, NES	3 933	417	264
872 MEDICAL INSTRUMENTS, NES	1 499	15 607	10 110	112 ALCOHOLIC BEVERAGES	2 924	722	463
873 METERS, COUNTERS, NES	43	1 232	804	122 TOBACCO, MANUFACTURED	37 983	60 954	38 099
874 MEASURE, CONTROL INSTRMNT	1 297	35 787	23 095	232 SYNTHETIC RUBBER, ETC.	1 102	288	183
881 PHOTOGRAPH APPAR. ETC., NES	821	8 368	5 327	248 WOOD, SIMPLY WORKED	792	63	39
882 PHOTO. CINEMATOGRPH. SUPPL	13 490	17 428	11 286	266 SYNTHETIC FIBRES	509	133	84
884 OPTICAL GOODS, NES	27	1 616	1 041	269 WORN CLOTHING, TEXTL. ARTL	1 468	158	100
885 WATCHES AND CLOCKS	388	3 252	2 081	273 STONE, SAND AND GRAVEL	2 693	52	32
891 ARMS AND AMMUNITION	85	1 150	733	278 OTHER CRUDE MINERALS	3 574	187	121
892 PRINTED MATTER	6 349	8 448	5 465	288 NON-FERROUS WASTE, SCRAP	520	103	64
893 ARTICLES, NES, OF PLASTICS	3 210	5 747	3 690	322 CRUDE VEG. MATERIALS, NES	54	60	37
894 BABY CARRIAGE, TOYS, GAMES	936	2 343	1 489	332 BRIQUETTES, LIGNITE, PEAT	38 030	868	555
895 OFFICE, STATIONERY SUPPLS	1 942	9 160	5 850	334 PETROLEUM PRODUCTS	2 503	595	380
896 WORKS OF ART, ANTIQUE ETC		223	145	335 RESIDUAL PETROL. PRODUCTS	6 228	515	336
897 GOLD, SILVERWARE, JEWEL NES		254	164	431 ANIMAL, VEG. FATS, OILS, NES	5 688	985	639
898 MUSICAL INSTRUMENTS, ETC.	3 002	8 764	5 740	511 HYDROCARBONS, NES, DERIVTS	1 548	187	122
899 MISC MANUFACTRD GOODS, NES	721	8 773	5 610	512 ALCOHOL, PHENOL, ETC. DERIV	603	167	110
941 COMPL IND PLANT CHAPT 99	78	254	165	513 CARBOXYLIC ACIDS, DERIVTS	2 089	577	365
FALKLAND IS				514 NITROGEN-FUNCT. COMPOUNDS	960	420	270
IMPORTS	211	253	160	515 ORGANO-INORGANIC COMPNDS	79	203	131
122 TOBACCO, MANUFACTURED	53	148	94	516 OTHER ORGANIC CHEMICALS	404	371	237
268 WOOL, OTHER ANIMAL HAIR	102	85	52	522 INORGANIC CHEM. ELEMENTS	3 433	601	387
EXPORTS	3	219	150	523 METAL. SALTS, INORGAN. ACID	52 752	5 886	3 781
764 TELECOMM. EQUIP. PARTS, NES		66	45	524 OTHER CHEMICAL COMPOUNDS	141	62	38
872 MEDICAL INSTRUMENTS, NES	1	85	58	531 SYNTH. COLOURS, LAKES, ETC.	370	1 086	700
CYPRUS				533 PIGMENTS, PAINTS, ETC.	4 752	3 101	1 984
IMPORTS	868 002	148 797	95 076	541 MEDICINES, ETC. EXC. GRP542	329	1 869	1 206
024 CHEESE AND CURD	261	191	122	542 MEDICAMENTS	1 995	7 284	4 664
054 VEGETABLES	259 382	16 207	10 318	551 ESSNTL. OIL, PERFUME, FLAVR	452	1 803	1 145
057 FRUIT, NUTS EXCL. OIL NUTS	219 750	17 571	10 972	553 PERFUMERY, COSMETICS, ETC.	1 748	3 098	1 978
058 FRUIT, PRESERVED, PREPARED	2 518	432	275	554 SOAP, CLEANERS, POLISH, ETC	14 686	4 267	2 742
059 FRUIT, VEGETABLE JUICES	3 686	996	633	562 FERTILIZER, EXCEPT GRP272	1 566	76	51
112 ALCOHOLIC BEVERAGES	281 698	14 382	9 339	571 POLYMERS OF ETHYLENE	3 606	349	231
232 SYNTHETIC RUBBER, ETC.	200	110	68	572 POLYMERS OF STYRENE	598	237	149
278 OTHER CRUDE MINERALS	73 952	869	565	573 POLYMERS, VINYL CHLORIDE	5 263	649	434
283 COPPER ORES, CONCENTRATES	3 200	281	181	574 POLYACETAL, POLYCARBONATE	1 691	703	459
288 NON-FERROUS WASTE, SCRAP	1 282	123	77	575 OTH. PLASTIC, PRIMARY FORM	11 269	3 476	2 226
533 PIGMENTS, PAINTS, ETC.	210	85	43	581 PLASTIC TUBE, PIPE, HOSE	1 046	924	597
542 MEDICAMENTS	7	64	41	582 PLASTIC PLATE, SHEETS, ETC	2 882	2 202	1 417
551 ESSNTL. OIL, PERFUME, FLAVR	1 140	324	210	583 MONOFILAMENT OF PLASTICS	369	283	180
611 LEATHER	22	108	72	591 INSECTICIDES, ETC.	1 084	1 120	726
652 COTTON FABRICS, WOVEN	104	56	38	592 STARCHES, INULIN, ETC.	4 109	1 020	656
658 TEXTILE ARTICLES, NES	6 731	10 505	6 690	593 EXPLOSIVES, PYROTECHNICS	104	98	59
682 COPPER	2 692	818	519	597 PREPRD ADDITIVES, LIQUIDS	895	381	248
713 INTRNL COMBUS PSTN ENGIN	452	202	130	598 MISC. CHEMICAL PRODTS, NES	10 791	3 672	2 370
714 ENGINES, MOTORS NON-ELECT		109	68	611 LEATHER	143	87	58
728 OTH. MACH. PTS, SPCL INDUST	6	60	40	621 MATERIALS OF RUBBER	170	193	124
743 PUMPS, NES, CENTRIFUGS ETC	589	639	411	625 RUBBER TYRES, TUBES, ETC.	1 588	1 226	787
745 OTH. NONELEC MCH, TOOL, NES	88	78	50	629 ARTICLES OF RUBBER, NES	227	652	411
747 TAPS, COCKS, VALVES, ETC.		478	308	634 VENEERS, PLYWOOD, ETC.	2 813	965	612
752 AUTOMATC. DATA PROC. EQUIP	55	571	363	635 WOOD MANUFACTURES, NES	323	232	148
772 ELEC. SWITCH. RELAY. CIRCUIT	1	82	50	641 PAPER AND PAPERBOARD	30 794	7 845	5 032
778 ELECTRIC MACH. APPART, NES	213	96	59	642 PAPER, PAPERBOARD, CUT ETC	25 405	7 678	4 905
781 PASS. MOTOR VEHCLS. EX. BUS	37	74	50	651 TEXTILE YARN	540	1 479	945
792 AIRCRAFT, ASSOCTD. EQUIPNT	12	878	565	652 COTTON FABRICS, WOVEN	3 086	6 506	4 176
821 FURNITURE, CUSHIONS, ETC.	298	564	350	653 FABRICS, MAN-MADE FIBRES	1 994	5 675	3 622
831 TRUNK, SUITCASES, BAG, ETC	58	86	55	654 OTH. TEXTILE FABRIC, WOVEN	224	840	541
841 MENS, BOYS CLOTHING, X-KNIT	1 833	5 307	3 422	655 KNIT. CROCHET. FABRIC NES	316	915	577
842 WOMEN, GIRL CLOTHING, X-KNIT	849	7 013	4 435	656 TULLE, LACE, EMBROIDRY, ETC	39	225	146
843 MENS, BOYS CLOTHING, KNIT	64	702	454	657 SPECIAL YARN, TXTL. FABRIC	2 981	2 818	1 795
844 WOMEN, GIRLS CLOTHING, KNIT	368	1 994	1 285	658 TEXTILE ARTICLES, NES	468	1 752	1 100
845 OTHR. TEXTILE APPAREL, NES	1 541	5 719	3 724	659 FLOOR COVERINGS, ETC.	491	539	338
848 CLOTHING, NONTEXTILE; HEADGEAR	167	113	76	662 CLAY, REFRCT. CONSTR. MATRL	15 288	1 686	1 083
872 MEDICAL INSTRUMENTS, NES	73	257	159	663 MINERAL MANUFACTURES, NES	5 795	1 218	775
874 MEASURE, CONTROL INSTRMNT	6	3 746	2 406	664 GLASS	16 029	1 341	877
882 PHOTO. CINEMATOGRPH. SUPPL	109	1 129	733	665 GLASSWARE	2 408	1 336	839
896 WORKS OF ART, ANTIQUE ETC		143	95	666 POTTERY	1 941	3 053	1 945
EXPORTS	1 538 335	1 010 530	641 539	667 PEARLS, PRECIOUS STONES	-	-	-
011 BOVINE MEAT	199	58	39	674 FLAT-ROLLED PLATED IRON	29 953	2 761	1 777
022 MILK AND CREAM	2 756	560	350	675 FLAT-ROLLED, ALLOY STEEL	1 828	671	441
023 BUTTER, OTHER FAT OF MILK	1 197	453	289	676 IRON, STL. BAR, SHAPES ETC.	8 313	682	426
024 CHEESE AND CURD	9 528	4 409	2 841	678 WIRE OF IRON OR STEEL	289	60	36
034 FISH, FRESH, CHILLED, FROZEN	542	224	141	679 TUBES, PIPES, ETC. IRON, STL	1 440	383	247
037 FISH ETC. PREPD, PRSVD, NES	79	75	47	681 SILVER, PLATINUM, ETC.	66	1 939	1 228
042 RICE	530	85	56	682 COPPER	533	601	387
048 CEREAL PREPARATIONS	9 309	6 384	4 129	684 ALUMINIUM	1 702	1 272	820
054 VEGETABLES	9 369	408	255	691 METALLIC STRUCTURES, NES	5 767	2 836	1 758
056 VEGETABLES, PRPD, PRSVD, NES	159	86	56	692 CONTAINERS, STORAGE, TRNSP	734	536	342
057 FRUIT, NUTS EXCL. OIL NUTS	285	250	159	693 WIRE PRODUCTS EXCL. ELECT	149	116	70
058 FRUIT, PRESERVED, PREPARED	638	289	183	694 NAILS, SCREWS, NUTS, ETC.	505	406	254
061 SUGARS, MOLASSES, HONEY	135 602	6 166	4 013	695 TOOLS	1 589	3 373	2 151
062 SUGAR CONFECTIONERY	828	407	260	696 CUTLERY	693	3 584	2 290
071 COFFEE, COFFEE SUBSTITUTE	956	898	576	697 HOUSEHOLD EQUIPMENT, NES	1 495	3 550	2 247
072 COCOA	236	59	37	699 MANUFACTS. BASE METAL, NES	3 131	3 727	2 379
				700 CPL IND PLANT (84/85/87)	94	1 923	1 224
				711 STEAM GENER. BOILERS, ETC.	949	1 113	687
				712 STEAM TURBINES	1	53	33
				713 INTRNL COMBUS PSTN ENGIN	981	3 142	2 038
				714 ENGINES, MOTORS NON-ELECT	315	62 657	39 979
				716 ROTATING ELECTRIC PLANT	337	1 055	664
				718 OTH. POWR. GENRTNG. MACHNRY	14	68	41
				721 AGRIC. MACHINES, EX. TRACTR	446	580	359
				723 CIVIL ENGINEERING EQUIPT	4 507	4 487	2 852
				724 TEXTILE, LEATHER MACHINES	690	5 076	3 228



## 7 IMPORTS AND EXPORTS (SPECIAL TRADE) BY COUNTRIES OF PRODUCTION AND CONSUMPTION AND BY GROUPS OF THE SITC-REV. III 1992

GROUP DESCRIPTION	DT = 100 KG	1 000 DM	1 000 \$	GROUP DESCRIPTION	DT = 100 KG	1 000 DM	1 000 \$
725 PAPER,PULP MILL MACHINES	72	357	225	841 MENS,BOYS CLOTHNG,X-KNIT	25	63	39
726 PRINTNG,BOOKBINDNG MACHS	392	1 932	1 264	842 WOMEN,GIRL CLOTHNG,XKNIT	32	109	71
727 FOOD-PROCESS.MCH.NON DOM	191	976	617	843 MENS,BOYS CLOTHNG,KNIT	69	340	222
728 OTH.MACH.PTS,SPCL INDUST	3 200	8 573	5 535	844 WOMEN,GIRLS CLOTHNG,KNIT	131	489	319
731 METAL REMOVAL WORK TOOLS	440	327	211	845 OTHR.TEXTILE APPAREL,NES	1 338	3 344	2 102
733 MACH-TOOLS,METAL-WORKING	955	503	326	851 FOOTWEAR	7	92	59
735 PARTS,NES,FOR MACH-TOOLS	147	232	155	882 PHOTO.CINEMATOGRPH.SUPPL	115	777	496
737 METALWORKING MACHNRY NES	112	312	192	892 PRINTED MATTER	202	313	205
741 HEATING,COOLNG EQUIP,PART	1 467	3 391	2 142				
742 PUMPS FOR LIQUIDS,PARTS	845	2 035	1 289	EXPORTS	1 109 118	403 542	257 790
743 PUMPS NES,CENTRIFUGS ETC	1 688	3 483	2 239	001 LIVE ANIMALS	237 674	23 476	14 743
744 MECHANICAL HANDLING EQUIP	2 189	4 991	3 126	011 BOVINE MEAT	1 735	309	193
745 OTH.NON-ELEC MCH,TOOL,NES	2 740	10 194	6 677	012 OTHER MEAT, MEAT OFFAL	1 055	214	134
746 BALL OR ROLLER BEARINGS	36	211	139	017 MEAT,OFFL.PRPD,PRSD,NES	63	52	34
747 TAPS,COCKS,VALVES,ETC.	1 176	4 853	3 114	022 MILK AND CREAM	225	70	43
748 TRANSMISSIONS SHAFTS ETC	146	567	363	023 BUTTER,OTHER FAT OF MILK	2 341	984	626
749 NON-ELECT MACH.PARTS,ETC	370	2 437	1 614	024 CHEESE AND CURD	15 088	7 485	4 771
751 OFFICE MACHINES	172	743	474	037 FISH ETC.PRPD,PRSD,NES	122	69	44
752 AUTOMATC.DATA PROC.EQUIP	313	3 615	2 330	046 MEAL,FLOUR OF WHEAT,MSLN	35 363	1 852	1 192
759 PARTS,FOR OFFICE MACHINS	92	649	410	048 CEREAL PREPARATIONS	2 186	1 239	795
761 TELEVISION RECEIVERS ETC	1 412	3 703	2 375	054 VEGETABLES	1 207	239	283
762 RADIO-BROADCAST RECEIVER	95	559	354	057 FRUIT,NUTS EXCL.OIL NUTS	550	482	294
763 SOUND RECORDER,PHONOGRPH	52	480	302	058 FRUIT,PRESERVED,PREPARED	598	195	127
764 TELECOMM.EQUIP.PARTS NES	732	2 550	1 617	061 SUGARS,MOLASSES,HONEY	161 240	7 020	4 658
771 ELECT POWER MACHNRY,PARTS	266	473	300	062 SUGAR CONFECTIONERY	346	234	144
772 ELEC SWITCH,RELAY,CIRCUIT	993	3 641	2 320	071 COFFEE,COFFEE SUBSTITUTE	52	89	58
773 ELECTR DISTRIB.EQPT NES	545	730	473	073 CHOCOLATE,OTH.COCOA PREP	501	347	216
774 ELECTRO-MEDCL,XRAY EQUIP	60	1 090	695	081 ANIMAL FEED STUFF	8 095	384	248
775 DOM.ELEC,NON-ELEC.EQUIPT	10 860	16 380	10 492	098 EDIBLE PROD.PREPRTNS,NES	2 211	1 649	1 052
776 TRANSISTORS,VALVES,ETC.	23	241	147	111 NON-ALCOHOL.BEVERAGE,NES	599	67	42
778 ELECTRIC.MACH.APART,NES	2 140	4 491	2 877	112 ALCOHOLIC BEVERAGES	2 212	397	244
781 PASS.MOTOR VEHCLS.EX.BUS	25 691	64 038	40 683	122 TOBACCO, MANUFACTURED	1 172	1 635	1 093
782 GOODS,SPCL TRANSPORT VEH	2 173	2 420	1 523	232 SYNTHETIC RUBBER, ETC.	195	87	55
783 ROAD MOTOR VEHICLES NES	87	340	235	266 SYNTHETIC FIBRES	402	117	77
784 PARTS,TRACTORS,MOTOR VEH	4 879	13 945	8 919	268 WOOL, OTHER ANIMAL HAIR	474	457	301
786 TRAILERS,SEMI-TRAILER,ETC	455	476	308	269 WORN CLOTHING,TEXTL.ARTL	15 872	3 368	2 160
792 AIRCRAFT,ASSOCD.EQUIPNT	9	4 070	2 682	278 OTHER CRUDE MINERALS	8 632	317	199
793 SHIP,BOAT,FLOAT,STRUCTRS	849 226	483 075	305 002	291 CRUDE ANIMAL MATERLS,NES	49	131	88
800 CPL IND PLANT CHAP 90/94	87	1 652	1 074	292 CRUDE VEG.MATERIALS, NES	784	660	419
812 PLUMBING,SANITRY,EQPT.ETC	1 787	1 443	927	322 BRIQUETTES,LIGNITE,PEAT	7 027	163	104
813 LIGHTING FIXTURES ETC.NES	695	2 139	1 381	334 PETROLEUM PRODUCTS	13 629	2 533	1 613
821 FURNITURE,CUSHIONS,ETC.	1 407	1 582	1 009	335 RESIDUAL PETROL.PRODUCTS	1 829	199	126
831 TRUNK,SUITCASES,BAG,ETC	134	186	117	421 FIXED VEG.FAT,OILS, SOFT	1 991	228	154
841 MENS,BOYS CLOTHING,X-KNIT	76	1 079	698	431 ANIMAL,VEG.FATS,OILS,NES	2 613	445	280
842 WOMEN,GIRL CLOTHNG,XKNIT	31	856	534	511 HYDROCARBONS,NES,DERIVTS	546	100	64
844 WOMEN,GIRLS CLOTHNG,KNIT	4	111	63	512 ALCOHOL,PHENOL,ETC.DERIV	410	175	113
845 OTHR.TEXTILE APPAREL,NES	76	745	465	513 CARBOXYLIC ACIDS,DERIVTS	1 125	315	201
846 CLOTHING ACCESSRS,FABRIC	124	908	584	514 NITROGEN-FUNCT.COMPOUNDS	1 399	1 830	1 120
848 CLOTHING,NONTEXTL;HEADGEAR	53	184	112	515 ORGANO-INORGANIC COMPNDS	223	199	127
851 FOOTWEAR	214	879	561	516 OTHER ORGANIC CHEMICALS	293	192	120
871 OPTICAL INSTRUMENTS,NES	6	269	169	522 INORGANIC CHEM.ELEMENTS	4 791	765	485
872 MEDICAL INSTRUMENTS NES	215	2 665	1 699	523 METAL.SALTS,INORGAN.ACID	5 497	662	420
873 METERS,COUNTERS,NES	11	137	85	524 OTHER CHEMICAL COMPOUNDS	55	50	33
874 MEASURE,CONTROL INSTRMNT	136	6 876	4 443	531 SYNTH.COLOURS,LAKES,ETC.	416	997	641
881 PHOTOGRAPH APPAR.ETC.NES	94	739	466	532 DYEING,TANNING MATERIALS	3 131	492	314
882 PHOTO.CINEMATOGRPH.SUPPL	1 598	2 411	1 559	533 PIGMENTS, PAINTS, ETC.	9 345	2 986	1 920
884 OPTICAL GOODS NES	10	993	634	541 MEDICINES,ETC.EXC.GRP542	406	1 739	1 110
885 MATCHES AND CLOCKS	43	690	435	542 MEDICAMENTS	1 818	13 799	8 831
891 ARMS AND AMMUNITION	108	445	289	551 ESSENTL.OIL,PERFUME,FLAVR	419	1 222	781
892 PRINTED MATTER	981	1 594	1 021	553 PERFUMERY,COSMETICS,ETC.	5 529	6 409	4 051
893 ARTICLES,NES,OF PLASTICS	3 475	4 072	2 615	554 SOAP,CLEANERS,POLISH,ETC	11 581	3 730	2 433
894 BABY CARRIAGE,TOYS,GAMES	670	1 276	821	562 FERTILIZER,EXCEPT GRP272	68 548	1 736	1 099
895 OFFICE,STATIONERY SUPPLS	918	1 826	1 169	571 POLYMERS OF ETHYLENE	3 638	675	440
896 WORKS OF ART,ANTIQUE ETC	2	138	91	572 POLYMERS OF STYRENE	631	150	94
897 GOLD,SILVERWARE,JEWEL NES	2	154	101	573 POLYMERS,VINYL CHLORIDE	3 170	767	482
898 MUSICAL INSTRUMENTS,ETC.	267	826	524	574 POLYACETAL,POLYCARBONATE	1 088	414	265
899 MISC MANUFCTRD GOODS NES	702	1 626	1 040	575 OTH.PLASTIC,PRIMARY FORM	29 600	4 347	2 791
971 GOLD,NONMONTRY EXCL ORES	11	19 906	12 753	581 PLASTIC TUBE,PIPE,HOSE	706	541	352
LEBANON				582 PLASTIC PLATE,SHEETS,ETC	3 121	1 764	1 127
IMPORTS	28 222	23 208	14 784	591 INSECTICIDES, ETC.	1 951	1 624	1 021
048 CEREAL PREPARATIONS	247	52	35	592 STARCHES,INULIN,ETC.	3 563	908	575
054 VEGETABLES	1 184	111	64	597 PREPRD ADDITIVES,LIQUIDS	2 252	898	564
056 VEGETABLES,PRPD,PRSD,NES	4 484	499	317	598 MISC.CHEMICAL PRDTS,NES	8 243	3 729	2 393
057 FRUIT,NUTS EXCL.OIL NUTS	2 384	187	119	611 LEATHER	112	225	145
058 FRUIT,PRESERVED,PREPARED	675	120	76	613 FURSKINS,TANNED,DRESSED	1	47	30
061 SUGARS,MOLASSES,HONEY	1 315	175	114	621 MATERIALS OF RUBBER	670	362	232
062 SUGAR CONFECTIONERY	226	68	43	625 RUBBER TYRES,TUBES,ETC.	10 538	1 643	1 046
098 EDIBLE PROD.PREPRTNS,NES	1 927	410	258	629 ARTICLES OF RUBBER, NES	511	1 359	862
111 NON-ALCOHOL.BEVERAGE,NES	909	52	33	634 VENEERS, PLYWOOD, ETC.	1 055	393	252
112 ALCOHOLIC BEVERAGES	693	258	166	635 WOOD MANUFACTURES, NES	169	141	90
211 HIDES,SKINS(EX.FURS),RAW	619	259	168	641 PAPER AND PAPERBOARD	73 770	8 957	5 714
288 NON-FERROUS WASTE,SCRAP	824	167	111	642 PAPER,PAPERBOARD,CUT ETC	2 555	924	583
291 CRUDE ANIMAL MATERLS,NES	919	5 977	3 813	651 TEXTILE YARN	2 540	1 828	1 157
658 TEXTILE ARTICLES NES	108	113	72	652 COTTON FABRICS, WOVEN	2 596	4 112	2 638
661 LIME,CEMENT,CONSTR.MATRL	253	62	38	653 FABRICS,MAN-MADE FIBRES	3 386	6 801	4 309
684 ALUMINIUM	394	151	98	654 OTH.TEXTILE FABRIC,WOVEN	289	976	621
696 CUTLERY	51	591	377	655 KNIT,CROCHET.FABRIC NES	926	763	483
699 MANUFACTS.BASE METAL,NES	165	59	36	656 TULLE,LACE,EMBROIDRY,ETC	104	774	501
713 INTRNL COMBUS PSTN ENGIN	6	82	51	657 SPECIAL YARN,TXTL.FABRIC	4 615	2 882	1 817
716 ROTATING ELECTRIC PLANT	52	97	61	658 TEXTILE ARTICLES NES	470	683	437
735 PARTS,NES,FOR MACH-TOOLS	53	114	69	659 FLOOR COVERINGS, ETC.	699	853	552
773 ELECTR DISTRIB.EQPT NES	4 185	3 250	2 023	662 CLAY,REFRCT.CONSTR.MATRL	5 047	757	484
775 DOM.ELEC,NON-ELEC.EQUIPT	17	53	36	663 MINERAL MANUFACTURES,NES	2 047	1 287	814
778 ELECTRIC.MACH.APART,NES	6	145	90	664 GLASS	8 171	685	451
821 FURNITURE,CUSHIONS,ETC.	312	153	96	665 GLASSWARE	1 014	908	576
831 TRUNK,SUITCASES,BAG,ETC	30	186	122	666 POTTERY	1 991	1 221	791
				667 PEARLS,PRECIOUS STONES			
				673 FLAT-ROLLED IRON ETC.	725	59	38



7 IMPORTS AND EXPORTS (SPECIAL TRADE) BY COUNTRIES OF PRODUCTION AND CONSUMPTION AND BY GROUPS OF THE SITC-REV. III 1992

GROUP DESCRIPTION	DT = 100 KG	1 000 DM	1 000 \$	GROUP DESCRIPTION	DT = 100 KG	1 000 DM	1 000 \$
674 FLAT-ROLLED PLATED IRON	14 651	1 859	1 220	037 FISH ETC.PRPD,PRSD,NES	422	146	91
675 FLAT-ROLLED, ALLOY STEEL	2 206	848	539	054 VEGETABLES	58 460	2 849	1 763
676 IRON, STL, BAR, SHAPES ETC.	9 831	582	362	056 VEGETABLES, PRPD, PRSD, NES	9 941	3 216	2 041
678 WIRE OF IRON, OR STEEL	1 970	293	191	057 FRUIT, NUTS EXCL. OIL NUTS	342	87	48
679 TUBES, PIPES, ETC. IRON, STL	7 049	956	612	058 FRUIT, PRESERVED, PREPARED	750	87	55
681 SILVER, PLATINUM, ETC.	2	133	82	075 SPICES	1 343	403	262
682 COPPER	626	935	596	212 FURSKINS, RAW	60	171	105
684 ALUMINIUM	1 930	945	613	263 COTTON	138 505	15 731	10 103
685 LEAD	803	95	62	272 FERTILIZERS, CRUDE	188 563	1 498	945
686 ZINC	369	98	65	291 CRUDE ANIMAL MATERLS. NES	4 257	21 180	13 631
689 MISC. NON-FERR. BASE METAL	3	46	30	333 PETROLEUM OILS, CRUDE	49 370 384	1 031 720	661 936
691 METALLIC STRUCTURES NES	151	215	138	575 OTH. PLASTIC, PRIMARY FORM	197	65	40
692 CONTAINERS, STORAGE, TRNSP	55	107	88	635 WOOD MANUFACTURES, NES	50	155	93
693 WIRE PRODUCTS EXCL. ELECT	442	284	180	651 TEXTILE YARN	2 464	1 349	856
694 NAILS, SCREWS, NUTS, ETC.	1 307	869	560	652 COTTON FABRICS, WOVEN	68	68	46
695 TOOLS	1 357	2 719	1 741	658 TEXTILE ARTICLES NES	3 719	4 336	2 773
696 CUTLERY	296	1 632	1 029	697 HOUSEHOLD EQUIPMENT, NES	161	168	111
697 HOUSEHOLD EQUIPMENT, NES	652	1 172	744	699 MANUFACTS. BASE METAL, NES	14	142	89
699 MANUFACTS. BASE METAL, NES	5 072	2 702	1 715	742 PUMPS FOR LIQUIDS, PARTS	30	50	31
711 STEAM GENER. BOILERS, ETC.	93	131	83	752 AUTOMATC. DATA PROC. EQUIP	2	102	64
713 INTRNL COMBUS PSTN ENGIN	2 225	5 710	3 673	764 TELECOMM. EQUIP. PARTS NES	43	101	63
716 ROTATING ELECTRIC PLANT	1 625	2 636	1 654	772 ELEC. SWITCH. RELAY. CIRCUIT	28	65	45
718 OTH. POWR. GENRTNG. MACHNRY	14	86	55	781 PASS. MOTOR VEHCLS. EX. BUS	40	55	35
721 AGRIC. MACHINES, EX. TRACTR	295	211	135	792 AIRCRAFT, ASSOCTD. EQUIPNT		300	190
722 TRACTORS	480	102	64	821 FURNITURE, CUSHIONS, ETC.	153	386	254
723 CIVIL ENGINEERING EQUIPT	2 835	4 756	3 127	831 TRUNK, SUITCASES, BAG, ETC	82	252	159
724 TEXTILE, LEATHER MACHINES	869	2 684	1 751	841 MENS, BOYS CLOTHING, X-KNIT	956	3 307	2 110
725 PAPER, PULP MILL MACHINES	153	296	184	842 WOMEN, GIRL CLOTHING, X-KNIT	332	1 404	903
726 PRINTING, BOOKBINDING MACHS	2 690	4 131	2 655	843 MENS, BOYS CLOTHING, KNIT	2 139	5 509	3 541
727 FOOD-PROCESS. MCH. NON DOM	532	1 118	728	844 WOMEN, GIRLS CLOTHING, KNIT	857	1 676	1 116
728 OTH. MACH. PTS, SPCL INDUSTR	2 745	2 927	1 860	845 OTHR. TEXTILE APPAREL, NES	9 419	18 389	11 899
731 METAL REMOVAL WORK TOOLS	128	276	175	846 CLOTHING ACCESSRS, FABRIC	401	1 419	907
733 MACH-TOOLS, METAL-WORKING	574	397	255	851 FOOTWEAR	210	89	58
735 PARTS, NES, FOR MACH-TOOLS	81	309	202	881 PHOTOGRAPH APPAR. ETC. NES	1	61	38
737 METALWORKING MACHNRY NES	27	80	52	897 GOLD, SILVERWARE, JEWEL NES	53	77	51
741 HEATING, COOLING EQUIP. PART	402	1 380	875	899 MISC MANUFACTRD GOODS NES	46	73	49
742 PUMPS FOR LIQUIDS, PARTS	863	4 651	2 985				
743 PUMPS NES, CENTRIFUGS ETC	1 348	3 234	2 071	EXPORTS	1 313 519	546 508	351 056
744 MECHANICAL HANDLING EQUIP	1 380	2 530	1 680	001 LIVE ANIMALS	9 251	2 188	1 398
745 OTH. NONELEC MCH, TOOL, NES	733	2 926	1 862	022 MILK AND CREAM	90	86	44
746 BALL OR ROLLER BEARINGS	350	1 199	768	023 BUTTER, OTHER FAT OF MILK	1 243	382	250
747 TAPS, COCKS, VALVES, ETC.	3 286	9 457	5 953	035 FISH, DRIED, SALTED, SMOKED	31	119	74
748 TRANSMISSIONS SHAFTS ETC	1 017	4 381	2 818	036 CRUSTACEANS, MOLLUSCS ETC	70	157	99
749 NON-ELECT MACH. PARTS, ETC	371	1 895	1 220	048 CEREAL PREPARATIONS	155	70	44
751 OFFICE MACHINES	405	1 246	782	054 VEGETABLES	15 429	1 096	680
752 AUTOMATC. DATA PROC. EQUIP	75	891	560	056 VEGETABLES, PRPD, PRSD, NES	294	70	45
759 PARTS, FOR OFFICE MACHINS	13	239	153	058 FRUIT, PRESERVED, PREPARED	355	107	69
761 TELEVISION RECEIVERS ETC	217	695	446	061 SUGARS, MOLASSES, HONEY	173 495	7 714	4 995
762 RADIO-BROADCAST RECEIVER	13	236	153	071 COFFEE, COFFEE SUBSTITUTE	110	156	102
763 SOUND RECORDER, PHONOGRPH	12	101	68	072 COCOA	2 758	644	405
764 TELECOMM. EQUIP. PARTS NES	2 252	2 424	1 526	081 ANIMAL FEED STUFF	17 615	1 133	728
771 ELECT POWER MACHNRY. PARTS	758	612	402	091 MARGARINE AND SHORTENING	120	55	35
772 ELEC. SWITCH. RELAY. CIRCUIT	834	2 752	1 736	098 EDIBLE PROD. PREPRTNS, NES	636	1 055	667
773 ELECTR DISTRIB. EQPT NES	306	676	426	112 ALCOHOLIC BEVERAGES	785	228	145
774 ELECTRO-MEDCL. XRAY EQUIP	140	2 324	1 469	232 SYNTHETIC RUBBER, ETC.	5 478	1 064	687
775 DOM. ELEC. NON-ELEC. EQUIPT	3 722	5 790	3 714	251 PULP AND WASTE PAPER	12 714	584	369
776 TRANSISTORS, VALVES, ETC.	5	107	69	263 COTTON	1 311	145	91
778 ELECTRIC MACH. APPAR. NES	4 498	7 300	4 638	266 SYNTHETIC FIBRES	2 332	618	413
781 PASS. MOTOR VEHCLS. EX. BUS	67 424	33 317	21 024	267 OTHER MAN-MADE FIBRES	4 658	3 786	2 454
782 GOODS, SPCL TRANSPORT VEH	11 312	1 854	1 179	269 WORN CLOTHING, TEXTL. ARTL	170	56	35
783 ROAD MOTOR VEHICLES NES	1 903	677	431	274 SULPHUR, UNRSTD. IRON PYRS	1 010	66	41
784 PARTS, TRACTORS, MOTOR VEH	32 316	56 217	35 853	278 OTHER CRUDE MINERALS	1 477	92	59
785 CYCLES, MOTORCYCLES ETC.	17	72	49	282 FERROUS WASTE AND SCRAP	5 208	208	139
786 TRAILERS, SEMI-TRAILR, ETC	2 473	1 201	787	291 CRUDE ANIMAL MATERLS. NES	133	435	286
793 SHIP, BOAT, FLOAT. STRUCTRS	61 750	4 213	2 882	292 CRUDE VEG. MATERIALS, NES	4 176	3 759	2 457
811 PREFABRICATED BUILDINGS	24	54	33	322 BRIQUETTES, LIGNITE, PEAT	8 974	278	185
812 PLUMBING, SANITRY, EQPT. ETC	1 289	999	642	334 PETROLEUM PRODUCTS	1 402	186	126
813 LIGHTING FIXTURES ETC. NES	290	796	513	335 RESIDUAL PETROL. PRODUCTS	3 034	451	283
821 FURNITURE, CUSHIONS, ETC.	4 144	4 969	3 178	431 ANIMAL, VEG. FATS, OILS, NES	4 045	558	352
831 TRUNK, SUITCASES, BAG, ETC.	85	394	247	511 HYDROCARBONS, NES, DERIVTS	769	178	114
841 MENS, BOYS CLOTHING, X-KNIT	439	7 944	5 057	512 ALCOHOL, PHENOL, ETC. DERIV	5 216	1 168	745
842 WOMEN, GIRL CLOTHING, X-KNIT	525	7 883	5 048	513 CARBOXYLIC ACIDS, DERIVTS	4 683	1 258	799
843 MENS, BOYS CLOTHING, KNIT	27	246	151	514 NITROGEN-FUNCT. COMPOUNDS	7 009	1 877	1 209
844 WOMEN, GIRLS CLOTHING, KNIT	77	977	642	515 ORGANO-INORGANIC COMPNDS	315	817	527
845 OTHR. TEXTILE APPAREL, NES	383	3 518	2 264	516 OTHER ORGANIC CHEMICALS	1 559	438	283
846 CLOTHING ACCESSRS, FABRIC	192	763	484	522 INORGANIC CHEM. ELEMENTS	58 540	3 668	2 349
848 CLOTHING, NONTEXTL; HEADGEAR	129	965	629	523 METAL, SALTS, INORGAN. ACID	11 226	1 493	941
851 FOOTWEAR	220	1 105	706	524 OTHER CHEMICAL COMPOUNDS	3 910	483	309
871 OPTICAL INSTRUMENTS, NES	12	397	248	531 SYNTH. COLOURS, LAKES, ETC.	3 863	10 932	6 988
872 MEDICAL INSTRUMENTS NES	326	4 370	2 788	532 DYEING, TANNING MATERIALS	6 989	932	596
873 METERS, COUNTERS, NES	160	608	407	533 PIGMENTS, PAINTS, ETC.	8 793	3 159	2 049
874 MEASURE, CONTROL INSTRMNT	241	2 384	1 529	541 MEDICINES, ETC. EXC. GRP542	3 028	7 329	4 768
881 PHOTOGRAPH APPAR. ETC. NES	57	689	438	542 MEDICAMENTS	465	3 080	1 990
882 PHOTO. CINEMATOGPH. SUPPL	3 009	4 780	3 058	551 ESSNTL. OIL, PERFUME, FLAVR	2 849	5 424	3 489
884 OPTICAL GOODS NES	9	752	486	553 PERFUMERY, COSMETICS, ETC.	270	82	55
885 WATCHES AND CLOCKS	5	128	83	554 SOAP, CLEANERS, POLISH, ETC	10 584	2 760	1 778
891 ARMS AND AMMUNITION	460	468	303	562 FERTILIZER, EXCEPT GRP272	272	94	58
892 PRINTED MATTER	673	1 519	973	571 POLYMERS OF ETHYLENE	10 458	869	554
893 ARTICLES, NES, OF PLASTICS	1 661	2 218	394	572 POLYMERS OF STYRENE	1 499	461	305
894 BABY CARRIAGE, TOYS, GAMES	279	608	1 085	573 POLYMERS, VINYL CHLORIDE	1 970	519	341
895 OFFICE, STATIONERY SUPPLS	621	1 667	47	574 POLYACETAL, POLYCARBONATE	2 762	1 020	657
896 WORKS OF ART, ANTIQUE ETC		75	962	575 OTH. PLASTIC, PRIMARY FORM	51 436	8 117	5 215
897 GOLD, SILVERWARE, JEWEL NES	5	1 463	327	581 PLASTIC TUBE, PIPE, HOSE	256	1 645	1 109
898 MUSICAL INSTRUMENTS, ETC.	123	519	952	582 PLASTIC PLATE, SHEETS, ETC	11 150	2 824	1 797
899 MISC MANUFACTRD GOODS NES	758	1 464		583 MONOFILAMENT OF PLASTICS	406	220	137
				591 INSECTICIDES, ETC.	2 504	3 025	1 933
				592 STARCHES, INULIN, ETC.	5 743	934	587
				597 PREPRO ADDITIVES, LIQUIDS	4 195	1 397	880
SYRIA							
IMPORTS	49 798 730	1 118 845	717 901				



7 IMPORTS AND EXPORTS (SPECIAL TRADE) BY COUNTRIES OF PRODUCTION AND CONSUMPTION AND BY GROUPS OF THE SITC-REV. III 1992

GROUP DESCRIPTION	DT = 100 KG	1 000 DM	1 000 \$	GROUP DESCRIPTION	DT = 100 KG	1 000 DM	1 000 \$
598 MISC.CHEMICAL PRODS.NES	13 036	6 750	4 326	874 MEASURE,CONTROL INSTRMNT	473	8 995	5 857
621 MATERIALS OF RUBBER	6 308	2 402	1 588	881 PHOTOGRAPH APPAR.ETC.NES	23	315	192
625 RUBBER TYRES,TUBES,ETC.	603	338	217	882 PHOTO.CINEMATOGRPH.SUPPL	1 760	2 142	1 374
629 ARTICLES OF RUBBER, NES	3 432	4 109	2 627	884 OPTICAL GOODS NES	4	352	219
634 VENEERS, PLYWOOD, ETC.	996	260	162	885 WATCHES AND CLOCKS	4	63	40
635 WOOD MANUFACTURES, NES	758	2 121	1 427	892 PRINTED MATTER	539	620	389
641 PAPER AND PAPERBOARD	76 719	7 956	5 058	893 ARTICLES,NES,OF PLASTICS	673	1 630	1 032
642 PAPER,PAPERBOARD,CUT ETC	1 917	793	491	895 OFFICE,STATIONERY SUPPLS	393	593	387
651 TEXTILE YARN	23 007	9 506	6 082	898 MUSICAL INSTRUMENTS,ETC.	205	1 844	1 204
652 COTTON FABRICS, WOVEN	799	1 523	961	899 MISC MANUFCTRD GOODS NES	771	1 499	934
653 FABRICS,MAN-MADE FIBRES	2 149	6 634	4 199				
654 OTH.TEXTILE FABRIC,WOVEN	203	583	375	IRAQ			
655 KNIT.CROCHET.FABRIC NES	920	430	275				
656 TULLE,LACE,EMBROIDRY.ETC	60	333	212	IMPORTS	216	232	159
657 SPECIAL YARN,TXTL.FABRIC	3 385	1 014	638				
658 TEXTILE ARTICLES NES	25	82	52	EXPORTS	25 348	11 523	7 312
662 CLAY,REFRCT.CONSTR.MATRL	17 756	2 081	1 371				
663 MINERAL MANUFACTURES,NES	3 737	1 798	1 147	022 MILK AND CREAM	352	185	115
664 GLASS	82	116	73	046 MEAL,FLOUR OF WHEAT,MSLN	9 891	507	305
665 GLASSWARE	528	418	264	061 SUGARS,MOLASSES,HONEY	6 032	295	180
666 POTTERY	54	144	91	072 COCOA	600	64	40
667 PEARLS,PRECIOUS STONES				098 EDIBLE PROD.PREPRNS,NES	14	125	86
671 PIG IRON,SPIEGELEISN,ETC	1 930	102	67	523 METAL.SALTS,INORGAN.ACID	1 400	438	277
672 INGOTS ETC.IRON OR STEEL	1 034	130	79	541 MEDICINES,ETC.EXC.GRP542	35	435	272
673 FLAT-ROLLED IRON ETC.	105 152	6 144	3 893	542 MEDICAMENTS	37	157	98
674 FLAT-ROLLED PLATED IRON	49 803	2 420	1 514	575 OTH.PLASTIC,PRIMARY FORM	371	351	236
675 FLAT-ROLLED, ALLOY STEEL	12 740	2 729	1 712	582 PLASTIC PLATE,SHEETS,ETC	116	115	70
676 IRON,STL.BAR,SHAPES ETC.	129 355	5 784	3 749	592 STARCHES, INULIN,ETC.	182	52	33
678 WIRE OF IRON OR STEEL	21 180	3 588	2 293	657 SPECIAL YARN,TXTL.FABRIC	753	449	284
679 TUBES,PIPES,ETC.IRON,STL	162 358	20 556	13 212	659 FLOOR COVERINGS, ETC.	101	153	95
682 COPPER	1 060	888	561	700 CPL IND PLANT (84/85/87)	113	762	527
683 NICKEL	192	229	148	718 OTH.POWR.GENRTNG.MACHNRY	20	179	113
684 ALUMINIUM	3 525	2 460	1 577	721 AGRIC.MACHINES,EX.TRACTR	92	183	116
689 MISC.NON-FERR.BASE METAL	11	151	96	741 HEATING,COOLING EQUIP,PART	130	252	159
691 METALLIC STRUCTURES NES	1 716	844	563	742 PUMPS FOR LIQUIDS,PARTS	37	181	114
692 CONTAINERS,STORAGE,TRNSP	322	379	247	743 PUMPS NES,CENTRIFUGS ETC	785	1 641	1 030
693 WIRE PRODUCTS EXCL.ELECT	189	147	91	747 TAPS,COCKS,VALVES,ETC.	51	135	84
694 NAILS,SCREWS,NUTS,ETC.	836	628	397	748 TRANSMISSIONS SHAFTS ETC	81	271	172
695 TOOLS	2 489	5 248	3 319	749 NON-ELECT MACH.PARTS,ETC	15	77	51
696 CUTLERY	354	885	558	772 ELEC.SWITCH.RELAY.CIRCUIT	11	56	36
697 HOUSEHOLD EQUIPMENT,NES	1 476	670	437	773 ELECTR.DISTRIB.EQPT NES	193	111	67
699 MANUFACTS.BASE METAL,NES	2 338	1 981	1 262	774 ELECTRO-MEDCL,XRAY EQUIP	6	61	40
700 CPL IND PLANT (84/85/87)	37	150	100	781 PASS.MOTOR VEHCLS.EX.BUS	41	125	84
711 STEAM GENER. BOILERS,ETC.	1 423	858	553	782 GOODS,SPCL TRANSPORT VEH	1 607	782	482
712 STEAM TURBINES	153	1 423	949	813 LIGHTING FIXTURES ETC.NES	51	61	39
713 INTRNL COMBUS PSTN ENGIN	7 888	9 417	6 031	872 MEDICAL INSTRUMENTS NES	84	517	327
716 ROTATING ELECTRIC PLANT	3 169	4 307	2 815				
718 OTH.POWR.GENRTNG.MACHNRY	158	876	562	IRAN			
721 AGRIC.MACHINES,EX.TRACTR	4 989	1 732	1 078				
722 TRACTORS	9 131	1 887	1 186	IMPORTS	11 084 510	1 130 657	725 629
723 CIVIL ENGINEERING EQUIPT	4 459	6 254	4 139				
724 TEXTILE,LEATHER MACHINES	25 426	65 191	41 947	034 FISH,FRESH,CHILLED,FROZN	382	370	234
725 PAPER,PULP MILL MACHINES	502	1 238	779	037 FISH ETC.PRPD,PRSV.D.NES	210	7 751	4 943
726 PRINTING,BOOKBINDING MACHS	1 840	4 929	3 195	054 VEGETABLES	9 651	1 500	949
727 FOOD-PROCESS.MCH.NON DOM	753	2 932	1 879	056 VEGETABLES,PRPD,PRSV.D,NES	2 097	265	162
728 OTH.MACH,PTS,SPCL INDUST	8 736	15 165	9 803	057 FRUIT,NUTS EXCL.OIL NUTS	544 105	266 419	170 770
731 METAL REMOVAL WORK TOOLS	711	1 215	796	058 FRUIT,PRESERVED,PREPARED	29 400	21 424	13 705
733 MACH-TOOLS,METAL-WORKING	1 175	900	565	059 FRUIT,VEGETABLE JUICES	23 054	7 333	4 551
735 PARTS,NES,FOR MACH-TOOLS	52	187	119	061 SUGARS,MOLASSES,HONEY	7 191	144	94
737 METALWORKING MACHNRY NES	177	1 628	1 041	075 SPICES	262	1 004	637
741 HEATING,COOLING EQUIP,PART	8 319	30 546	19 353	121 TOBACCO, UNMANUFACTURED	184	104	65
742 PUMPS FOR LIQUIDS,PARTS	1 423	6 107	3 968	263 COTTON	66 344	3 235	2 080
743 PUMPS NES,CENTRIFUGS ETC	2 379	7 524	4 846	268 WOOL, OTHER ANIMAL HAIR	476	1 627	1 021
744 MECHANICAL HANDLING EQUIP	824	1 946	1 233	269 WORN CLOTHING,TEXTL,ARTL	2 769	235	142
745 OTH.NONELEC MCH,TOOL,NES	753	4 409	2 847	289 PREC.METAL DRES,CONCTRSTS	1 527	235	142
746 BALL OR ROLLER BEARINGS	1 199	2 181	1 369	291 CRUDE ANIMAL MATERLS,NES	10 292	35 686	22 924
747 TAPS,COCKS,VALVES,ETC.	3 195	7 360	4 731	292 CRUDE VEG.MATERIALS, NES	15 909	8 770	5 588
748 TRANSMISSIONS SHAFTS ETC	2 389	6 958	4 514	333 PETROLEUM OILS, CRUDE	9 002 488	186 243	119 803
749 NON-ELECT MACH.PARTS,ETC	1 235	3 766	2 399	334 PETROLEUM PRODUCTS	1 218 319	29 621	19 406
751 OFFICE MACHINES	70	208	134	582 PLASTIC PLATE,SHEETS,ETC	198	93	58
752 AUTOMATC.DATA PROC.EQUIP	79	1 978	1 243	611 LEATHER	29	94	58
759 PARTS,FOR OFFICE MACHINS	15	552	353	635 WOOD MANUFACTURES, NES	15	50	31
761 TELEVISION RECEIVERS ETC	8	133	84	642 PAPER,PAPERBOARD,CUT ETC	522	121	82
762 RADIO-BROADCAST RECEIVER	4	139	87	652 COTTON FABRICS, WOVEN	465	253	157
763 SOUND RECORDER,PHONOGRPH	3	238	160	655 KNIT.CROCHET.FABRIC NES	747	1 750	1 109
764 TELECOMM.EQUIP.PARTS NES	2 352	38 793	25 391	658 TEXTILE ARTICLES NES	2 119	2 410	1 562
771 ELECT POWER MACHNRY,PARTS	523	1 766	1 140	659 FLOOR COVERINGS, ETC.	66 332	475 783	304 942
772 ELEC.SWITCH.RELAY.CIRCUIT	970	5 171	3 362	661 LIME,CEMENT,CONSTR.MATRL	1 008	87	55
773 ELECTR.DISTRIB.EQPT NES	977	2 679	1 703	665 GLASSWARE	308	87	56
774 ELECTRO-MEDCL,XRAY EQUIP	232	4 136	2 618	671 PIG IRON,SPIEGELEISN,ETC	3 046	232	151
775 DOM.ELEC,NON-ELEC.EQUIPT	744	1 646	1 051	682 COPPER	60 218	20 479	13 679
776 TRANSISTORS,VALVES,ETC.	5	492	325	684 ALUMINIUM	172	47	31
778 ELECTRIC.MACH.APPART.NES	4 532	5 938	3 865	692 CONTAINERS,STORAGE,TRNSP	96	72	46
781 PASS.MOTOR VEHCLS.EX.BUS	9 425	37 890	23 991	697 HOUSEHOLD EQUIPMENT,NES	101	136	85
782 GOODS,SPCL TRANSPORT VEH	8 416	4 300	2 664	712 STEAM TURBINES	31	272	176
783 ROAD MOTOR VEHICLES NES	4 074	1 299	847	714 ENGINES,MOTORS NON-ELECT	27	6 130	3 758
784 PARTS,TRACTORS,MOTOR VEH	19 738	16 518	10 623	716 ROTATING ELECTRIC PLANT	212	94	58
786 TRAILERS,SEMI-TRAIL,ETC	1 884	312	199	724 TEXTILE,LEATHER MACHINES	151	755	468
791 RAILWAY VEHICLES,EQUIPT	120	595	386	726 PRINTNG,BOOKBINDNG MACHS	153	120	82
812 PLUMBING,SANITRY,EQPT.ETC	1 231	337	223	728 OTH.MACH,PTS,SPCL INDUST	23	53	33
813 LIGHTING FIXTURES ETC.NES	87	572	364	731 METAL REMOVAL WORK TOOLS	101	69	43
821 FURNITURE,CUSHIONS,ETC.	148	145	94	733 MACH-TOOLS,METAL-WORKING	10	511	345
831 TRUNKS,SUITCASES,BAG,ETC	148	47	31	735 PARTS,NES,FOR MACH-TOOLS	9	81	50
841 MENS,BOYS CLOTHING,X-KNIT	4	52	33	741 HEATING,COOLING EQUIP,PART	95	78	48
848 CLOTHING,NONTXTL;HEADGEAR	10	64	41	742 PUMPS FOR LIQUIDS,PARTS	76	128	81
851 FOOTWEAR	20	66	43	743 PUMPS NES,CENTRIFUGS ETC	88	5 572	3 540
871 OPTICAL INSTRUMENTS,NES	20	84	53	748 TRANSMISSIONS SHAFTS ETC	1	161	98
872 MEDICAL INSTRUMENTS NES	444	4 444	2 858	749 NON-ELECT MACH.PARTS,ETC	24	50	32
873 METERS,COUNTERS,NES	23	273	168	759 PARTS,FOR OFFICE MACHINS	56	2 497	1 604



## 7 IMPORTS AND EXPORTS (SPECIAL TRADE) BY COUNTRIES OF PRODUCTION AND CONSUMPTION AND BY GROUPS OF THE SITC-REV. III 1992

GROUP DESCRIPTION	DT = 100 KG	1 000 DM	1 000 \$	GROUP DESCRIPTION	DT = 100 KG	1 000 DM	1 000 \$
771 ELECT POWER MACHNY.PARTS	1 230	1 426	898	635 WOOD MANUFACTURES, NES	2 805	2 429	1 565
778 ELECTRIC.MACH.APART.NES	144	265	171	641 PAPER AND PAPERBOARD	49 717	24 369	15 532
781 PASS.MOTOR VEHCLS.EX.BUS	35	72	43	642 PAPER,PAPERBOARD,CUT ETC	17 263	9 319	6 023
784 PARTS,TRACTORS,MOTOR VEH	74	69	42	651 TEXTILE YARN	17 475	12 717	8 070
821 FURNITURE,CUSHIONS,ETC.	151	326	213	652 COTTON FABRICS, WOVEN	635	1 289	801
831 TRUNK,SUITCASES,BAG,ETC	130	214	139	653 FABRICS,MAN-MADE FIBRES	9 396	8 209	5 224
841 MENS,BOYS CLOTHNG,X-KNIT	324	588	366	654 OTH.TEXTILE FABRIC,WOVEN	689	895	562
842 WOMEN,GIRL CLOTHNG,XKNIT	180	403	262	655 KNIT.CROCHET.FABRIC NES	760	1 228	780
843 MENS,BOYS CLOTHING,KNIT	188	260	166	656 TULLE,LACE,EMBROIDRY.ETC	84	174	115
844 WOMEN,GIRLS CLOTHING,KNIT	361	841	557	657 SPECIAL YARN,TXTL.FABRIC	49 341	55 571	35 628
845 OTHR.TEXTILE APPAREL,NES	2 546	6 229	4 044	658 TEXTILE ARTICLES NES	47	49	31
851 FOOTWEAR	233	67	44	659 FLOOR COVERINGS, ETC.	1 266	5 337	3 355
874 MEASURE,CONTROL INSTRMNT	10	176	111	661 LIME,CEMENT,CONSTR.MATRL	389	72	43
881 PHOTOGRAPH APPAR.ETC.NES	1	198	119	662 CLAY,REFRCT.CONSTR.MATRL	409 233	67 951	43 753
892 PRINTED MATTER	75	76	46	663 MINERAL MANUFACTURES,NES	39 129	27 514	17 453
893 ARTICLES,NES,OF PLASTICS	224	69	44	664 GLASS	12 200	7 133	4 555
896 WORKS OF ART,ANTIQUE ETC	15	581	370	665 GLASSWARE	6 557	11 036	7 028
EXPORTS	10 312 156	7 960 798	5 102 110	666 POTTERY	5 975	11 155	7 409
001 LIVE ANIMALS	115	4 448	2 892	671 PIG IRON,SPIEGELEISN,ETC	5 883	1 114	726
011 BOVINE MEAT	470 913	116 665	75 109	672 INGOTS ETC.IRON OR STEEL	6 657	1 415	879
023 BUTTER,OTHER FAT OF MILK	10 790	2 572	1 666	673 FLAT-ROLLED IRON ETC.	2 095 935	148 313	94 428
024 CHEESE AND CURD	49 854	8 912	5 596	674 FLAT-ROLLED PLATED IRON	619 888	78 249	50 560
025 EGGS,BIRDS,YOLKS,ALBUMIN	789	1 313	829	675 FLAT-ROLLED, ALLOY STEEL	124 915	34 591	22 498
057 FRUIT,NUTS EXCL.OIL NUTS	183	54	34	676 IRON,STL.BAR,SHAPES ETC.	452 160	53 300	33 837
061 SUGARS,MOLASSES,HONEY	167 896	8 901	5 498	677 RAILWAY TRACK IRON,STEEL	1 729	830	519
072 COCOA	4 970	1 286	826	678 WIRE OF IRON OR STEEL	31 895	5 267	3 364
073 CHOCOLATE,OTH.COCOA PREP	155	112	69	679 TUBES,PIPES,ETC.IRON,STL	550 130	111 283	71 578
081 ANIMAL FEED STUFF	15 375	3 748	2 378	681 SILVER,PLATINUM,ETC.	450	6 495	4 203
091 MARGARINE AND SHORTENING	200	93	59	682 COPPER	19 070	15 478	10 015
098 EDIBLE PROD.PREPRITS,NES	325	433	278	683 NICKEL	309	790	506
112 ALCOHOLIC BEVERAGES	1 546	213	131	684 ALUMINIUM	53 405	40 079	25 674
122 TOBACCO, MANUFACTURED	41 047	69 279	45 012	686 ZINC	1 009	281	177
211 HIDES,SKINS(EX.FURS),RAW	3 888	1 417	886	687 TIN	101	152	94
231 NATURAL RUBBER, ETC.	443	173	110	688 MISC.NON-FERR.BASE METAL	42	919	562
232 SYNTHETIC RUBBER, ETC.	26 070	6 125	3 829	691 METALLIC STRUCTURES NES	87 017	69 234	45 313
248 WOOD, SIMPLY WORKED	5 325	699	443	692 CONTAINERS,STORAGE,TRNSP	6 426	10 652	6 834
251 PULP AND WASTE PAPER	5 486	1 320	860	693 WIRE PRODUCTS EXCL.ELECT	42 822	7 981	5 053
266 SYNTHETIC FIBRES	159 987	59 820	38 624	694 NAILS,SCREWS,NUTS,ETC.	25 261	8 854	5 716
267 OTHER MAN-MADE FIBRES	15 143	12 130	7 434	695 TOOLS	19 746	58 242	37 181
268 WOOL, OTHER ANIMAL HAIR	1 877	2 754	1 846	696 CUTLERY	591	2 444	1 572
269 WORN CLOTHING,TEXTL.ARTL	563	54	36	697 HOUSEHOLD EQUIPMENT,NES	2 258	2 864	1 827
272 FERTILIZERS, CRUDE	1 190	93	60	699 MANUFACTS.BASE METAL,NES	31 130	27 978	17 922
273 STONE, SAND AND GRAVEL	11 769	690	441	700 CPL IND PLANT (84/85/87)	75 248	210 228	134 828
274 SULPHUR,UNRSTD.IRON PYRS	320	76	49	711 STEAM GENER.BOILERS,ETC.	5 789	11 019	6 893
277 NATURAL ABRASIVES, NES	5	259	158	712 STEAM TURBINES	657	24 191	15 996
278 OTHER CRUDE MINERALS	136 148	4 504	2 858	713 INTRNL COMBUS PSTN ENGIN	46 136	108 138	68 812
285 ALUMINIUM ORE,CONCTR.ETC	2 185	205	131	714 ENGINES,MOTORS NON-ELECT	305	15 779	10 050
291 CRUDE ANIMAL MATERIALS,NES	56	230	144	716 ROTATING ELECTRIC PLANT	76 583	147 208	94 022
292 CRUDE VEG.MATERIALS, NES	606	480	303	718 OTH.POWR.GENRTNG.MACHNRY	1 286	7 637	4 876
321 COAL,NOT AGGLOMERATED	1 400	65	44	721 AGRIC.MACHINES,EX.TRACTR	27 749	43 341	27 572
325 COKE,SEMI-COKE,RET.CARB	19 961	1 140	743	722 TRACTORS	1 671	4 293	2 861
334 PETROLEUM PRODUCTS	16 076	5 777	3 704	723 CIVIL ENGINEERING EQUIPT	88 598	142 469	91 266
335 RESIDUAL PETROL PRODUCTS	180 446	6 364	4 239	724 TEXTILE,LEATHER MACHINES	184 455	451 515	290 872
411 ANIMAL OILS AND FATS	1 102	162	101	725 PAPER,PULP MILL MACHINES	2 072	7 300	4 699
421 FIXED VEG.FAT,OILS, SOFT	964	134	87	726 PRINTNG,BOOKBINDNG MACHS	15 588	85 394	55 547
422 FIXED VEG.FAT,OILS,OTHER	1 826	298	188	727 FOOD-PROCESS.MCH.NON DOM	14 507	37 007	23 734
431 ANIMAL,VEG.FATS,OILS,NES	35 803	5 256	3 334	728 OTH.MACH,PTS,SPCL INDUST	100 603	322 890	207 449
511 HYDROCARBONS,NES,DERIVTS	13 995	3 104	1 974	731 METAL REMOVAL WORK TOOLS	39 148	191 868	124 009
512 ALCOHOL,PHENOL,ETC.DERIV	66 160	11 940	7 579	733 METAL-TOOLS,METAL-WORKING	33 410	105 018	68 446
513 CARBOXYLIC ACIDS,DERIVTS	55 143	11 861	7 516	735 PARTS,NES,FOR MACH-TOOLS	7 206	55 207	36 611
514 NITROGEN-FUNCT.COMPOUNDS	53 789	15 678	9 875	737 METALWORKING MACHNRY NES	30 020	67 351	42 833
515 ORGANO-INORGANIC COMPNDS	3 634	6 634	4 344	741 HEATING,COOLNG EQUIP,PART	108 116	283 804	183 297
516 OTHER ORGANIC CHEMICALS	18 031	5 997	3 833	742 PUMPS FOR LIQUIDS,PARTS	19 213	96 883	62 787
522 INORGANIC CHEM.ELEMENTS	65 022	12 879	8 121	743 PUMPS NES,CENTRIFUGS ETC	27 526	96 668	62 074
523 METAL.SALTS,INORGAN.ACID	60 558	11 656	7 525	744 MECHANICAL HANDLING EQUIP	54 962	97 035	61 980
524 OTHER CHEMICAL COMPOUNDS	11 070	2 700	1 739	745 OTH.NONELEC MCH,TOOL,NES	21 854	116 248	74 878
525 RADIO-ACTIVE MATERIALS	1 747	1 113	748	746 BALL OR ROLLER BEARINGS	5 667	18 372	11 641
531 SYNTH.COLOURS,LAKES,ETC.	14 304	28 429	18 056	747 TAPS,COCKS,VALVES,ETC.	20 572	58 012	37 152
532 DYEING,TANNING MATERIALS	6 003	1 767	1 104	748 TRANSMISSIONS SHAFTS ETC	15 903	52 375	33 450
533 PIGMENTS, PAINTS, ETC.	55 651	29 230	18 758	749 NON-ELECT MACH.PARTS,ETC	11 485	43 512	27 710
541 MEDICINES,ETC.EXC.GRP542	4 169	29 237	18 467	751 OFFICE MACHINES	1 051	7 034	4 498
542 MEDICAMENTS	5 321	18 714	11 860	752 AUTOMATC.DATA PROC.EQUIP	4 062	65 287	41 586
551 ESSNTL.OIL,PERFUME,FLAVR	3 523	6 510	4 170	759 PARTS,FOR OFFICE MACHINS	466	20 302	12 891
553 PERFUMERY,COSMETICS,ETC.	4 101	4 063	2 621	761 TELEVISION RECEIVERS ETC	83	1 326	864
554 SOAP,CLEANERS,POLISH,ETC	33 109	10 729	6 834	762 RADIO-BROADCAST RECEIVER	3	284	180
562 FERTILIZER,EXCEPT GRP272	523 986	17 254	11 204	763 SOUND RECORDER,PHONOGRPH	159	2 493	1 568
571 POLYMERS OF ETHYLENE	42 436	6 449	4 020	764 TELECOMM.EQUIP.PARTS NES	49 768	814 333	514 307
572 POLYMERS OF STYRENE	24 439	8 696	5 396	771 ELECT POWER MACHNY.PARTS	27 585	48 763	31 135
573 POLYMERS,VINYL CHLORIDE	85 592	17 593	11 135	772 ELEC.SWITCH.RELAY.CIRCUIT	34 405	165 229	105 947
574 POLYACETAL,POLYCARBONATE	39 603	16 373	10 343	773 ELECTRIC DISTRIBT.EQPT NES	72 152	59 141	37 788
575 OTH.PLASTIC,PRIMARY FORM	124 499	34 744	22 171	774 ELECTRO-MEDCL,XRAY EQUIP	858	28 568	18 497
579 PLASTIC WASTE, SCRAP ETC	1 964	394	263	775 DOM.ELEC,NON-ELEC.EQUIPT	44 465	60 274	38 605
581 PLASTIC TUBE,PIPE,HOSE	28 962	29 972	19 064	776 TRANSISTORS,VALVES,ETC.	31 055	35 850	22 769
582 PLASTIC PLATE,SHEETS,ETC	26 593	17 614	11 141	778 ELECTRIC.MACH.APART.NES	83 907	130 851	84 115
583 MONOFILAMENT OF PLASTICS	538	717	460	781 PASS.MOTOR VEHCLS.EX.BUS	33 743	69 811	46 554
591 INSECTICIDES, ETC.	24 928	47 123	29 639	782 GOODS,SPCL TRANSPORT VEH	65 302	154 699	99 130
592 STARCHES,INULIN,ETC.	10 203	7 445	4 882	783 ROAD MOTOR VEHICLES NES	265 017	264 476	167 432
597 PREPRD ADDITIVES,LIQUIDS	20 422	9 500	6 028	784 PARTS,TRACTORS,MOTOR VEH	430 103	718 033	458 895
598 MISC.CHEMICAL PRODTS,NES	196 429	64 220	40 563	785 CYCLES,MOTORCYCLES ETC.	175	1 442	915
600 CPL IND PLANT CHAP 69-76	56 251	26 267	16 947	786 TRAILERS,SEMI-TRAILR,ETC	10 495	8 262	5 421
611 LEATHER	959	281	183	791 RAILWAY VEHICLES.EQUIPNT	42 555	118 562	77 942
612 MANUFACT.LEATHER ETC.NES	8	138	90	792 AIRCRAFT,ASOCTD.EQUIPNT	111	15 977	10 370
621 MATERIALS OF RUBBER	5 196	4 147	2 671	793 SHIP,BOAT,FLOAT,STRUCTRS	31	360	247
625 RUBBER TYRES,TUBES,ETC.	39 289	15 778	10 232	800 CPL IND PLANT CHAP 90/94	7 991	10 774	6 841
629 ARTICLES OF RUBBER, NES	5 694	10 639	6 823	812 PLUMBNG,SANITRY,EQPT.ETC	907	2 569	1 694
633 CORK MANUFACTURES	73	142	94	813 LIGHTNG FIXTURES ETC.NES	2 272	7 384	4 768
634 VENEERS, PLYWOOD, ETC.	3 396	698	450	821 FURNITURE,CUSHIONS,ETC.	998	4 864	3 149
				831 TRUNK,SUITCASES,BAG,ETC	55	159	102
				841 MENS,BOYS CLOTHNG,X-KNIT	72	387	256



## 7 IMPORTS AND EXPORTS (SPECIAL TRADE) BY COUNTRIES OF PRODUCTION AND CONSUMPTION AND BY GROUPS OF THE SITC-REV. III 1992

GROUP DESCRIPTION	DT = 100 KG	1 000 DM	1 000 \$	GROUP DESCRIPTION	DT = 100 KG	1 000 DM	1 000 \$
842 WOMEN,GIRL CLOTHNG,KKNIT	18	539	329	653 FABRICS,MAN-MADE FIBRES	182	363	231
844 WOMEN,GIRLS CLOTHNG,KNIT	15	129	81	654 OTH.TEXTILE FABRIC,WOVEN	26	70	45
845 OTHR.TEXTILE APPAREL,NES	19	183	118	655 KNIT,CROCHET,FABRIC NES	199	368	240
846 CLOTHING ACCESSRS,FABRIC	80	179	115	656 TULLE,LACE,EMBROIDRY,ETC	17	91	59
848 CLOTHING,NONXTXL;HEADGEAR	314	557	360	657 SPECIAL YARN,TXTL,FABRIC	5 973	5 155	3 359
851 FOOTWEAR	41	129	86	658 TEXTILE ARTICLES NES	6 075	19 203	12 229
871 OPTICAL INSTRUMENTS,NES	215	9 679	6 102	659 FLOOR COVERINGS, ETC.	11 244	24 493	15 642
872 MEDICAL INSTRUMENTS NES	17 090	98 210	63 121	661 LIME,CEMENT,CONSTR.MATRL	796	57	36
873 METERS,COUNTERS,NES	3 089	12 464	8 145	662 CLAY,REFRCT.CONSTR.MATRL	1 018	851	545
874 MEASURE,CONTROL INSTRMNT	7 356	127 632	82 287	663 MINERAL MANUFACTURES,NES	4 114	6 747	4 336
881 PHOTOGRAPH APPAR.ETC.NES	1 331	18 317	11 658	664 GLASS	6 053	1 669	1 073
882 PHOTO.CINEMATOGRPH.SUPPL	17 507	30 194	19 112	665 GLASSWARE	255	418	270
883 CINE.FILM EXPOSD.DEVELOPD		128	85	667 PEARLS,PRECIOUS STONES			
884 OPTICAL GOODS NES	104	14 773	9 440	676 IRON,STL.BAR,SHAPES ETC.	820	361	235
885 WATCHES AND CLOCKS	192	1 473	932	679 TUBES,PIPES,ETC.IRON,STL	4 829	5 027	3 195
892 PRINTED MATTER	2 237	11 317	7 200	682 COPPER	30 839	11 503	7 517
893 ARTICLES,NES,OF PLASTICS	15 809	18 877	12 281	684 ALUMINIUM	38 549	21 572	13 817
894 BABY CARRIAGE,TOYS,GAMES	333	874	579	689 MISC.NON-FERR.BASE METAL	546	461	286
895 OFFICE,STATIONERY SUPPLS	4 964	10 341	6 584	691 METALLIC STRUCTURES NES	8 001	3 710	2 268
896 WORKS OF ART,ANTIQUE ETC	14	110	70	694 NAILS,SCREWS,NUTS,ETC.	652	748	499
897 GOLD,SILVERWARE,JEWEL NES	2	4 677	2 971	695 TOOLS	1 124	49 007	31 257
898 MUSICAL INSTRUMENTS,ETC.	474	23 123	14 832	696 CUTLERY	461	1 807	1 149
899 MISC MANUFACTRD GOODS NES	1 192	13 445	8 656	697 HOUSEHOLD EQUIPMENT,NES	79	144	92
941 COMPL IND PLANT CHAPT 99	52 774	20 471	13 537	699 MANUFACTS.BASE METAL,NES	21 069	19 959	12 907
971 GOLD,NONMONTY EXCL ORES		52	36	712 STEAM TURBINES	3	119	78
ISRAEL				713 INTRNL COMBUS PSTN ENGIN	167	481	313
IMPORTS	4 644 931	1 353 498	864 053	714 ENGINES,MOTORS NON-ELECT	55	4 335	2 765
012 OTHER MEAT, MEAT OFFAL	2 258	3 193	2 045	716 ROTATING ELECTRIC PLANT	33	386	250
017 MEAT,OFFL.PRPD,PRSDV,NES	7 387	3 657	2 299	718 OTH.POWR.GENRTNG.MACHNRY	2	795	492
025 EGGS,BIRDS,YOLKS,ALBUMIN	212	843	540	721 AGRIC.MACHINES,EX.TRACTR	312	622	394
034 FISH,FRESH,CHILLED,FROZN	325	992	618	723 CIVIL ENGINEERING EQUIPT	295	359	222
048 CEREAL PREPARATIONS	8 048	2 398	1 544	724 TEXTILE,LEATHER MACHINES	880	1 615	1 042
054 VEGETABLES	179 780	21 391	13 241	725 PAPER,PULP MILL MACHINES	224	183	113
056 VEGETABLES,PRPD,PRSDV,NES	34 723	4 629	2 921	726 PRINTNG,BOOKBINDNG MACHS	235	1 660	1 049
057 FRUIT,NUTS EXCL.OIL NUTS	629 873	77 261	48 420	727 FOOD-PROCESS.MCH.NON DOM	208	344	231
058 FRUIT,PRESERVED,PREPARED	12 870	2 720	1 716	728 OTH.MACH,PTS,SPCL INDUST	1 285	7 345	4 692
059 FRUIT,VEGETABLE JUICES	119 839	23 234	14 901	731 METAL REMOVAL WORK TOOLS	412	666	424
061 SUGARS,MOLASSES,HONEY	4 407	1 256	811	735 PARTS,NES,FOR MACH-TOOLS	197	2 038	1 310
071 COFFEE,COFFEE SUBSTITUTE	414	118	75	737 METALWORKING MACHNRY NES	74	1 045	656
073 CHOCOLATE,OTH.COCOA PREP	246	125	84	741 HEATING,COOLNG EQUIP,PART	2 682	9 938	6 392
075 SPICES	959	517	323	742 PUMPS FOR LIQUIDS,PARTS	90	406	259
081 ANIMAL FEED STUFF	31 936	4 373	2 782	743 PUMPS NES,CENTRIFUGS ETC	1 071	4 384	2 829
098 EDIBLE PROD.PREPRTNS,NES	18 203	4 147	2 690	744 MECHANICAL HANDLING EQUIP	65	162	104
112 ALCOHOLIC BEVERAGES	877	426	275	745 OTH.NONELEC MCH,TOOL,NES	868	2 945	1 862
222 OILSEED(SFT.FIX VEG.OIL)	10 479	2 579	1 613	746 BALL OR ROLLER BEARINGS	7	87	55
248 WOOD, SIMPLY WORKED	426	164	105	747 TAPS,COCKS,VALVES,ETC.	922	2 688	1 729
263 COTTON	47 407	16 029	10 027	748 TRANSMISSIONS SHAFTS ETC	433	689	438
272 FERTILIZERS, CRUDE	1 539 153	13 560	8 686	749 NON-ELECT MACH.PARTS,ETC	185	3 718	2 357
273 STONE, SAND AND GRAVEL	211	116	72	751 OFFICE MACHINES	9	195	119
278 OTHER CRUDE MINERALS	96 164	8 698	5 486	752 AUTOMATC.DATA PROC.EQUIP	1 099	53 284	34 372
282 FERROUS WASTE AND SCRAP	677	65	43	759 PARTS,FOR OFFICE MACHINS	227	14 930	9 565
288 NON-FERROUS WASTE,SCRAP	53 826	13 216	8 583	761 TELEVISION RECEIVERS ETC	90	300	193
289 PREC.METAL ORES,CONCRTS	12	84	53	763 SOUND RECORDER,PHONOGRPH	9	215	139
291 CRUDE ANIMAL MATERLS,NES	153	240	154	764 TELECOMM.EQUIP.PARTS NES	1 968	113 810	72 509
292 CRUDE VEG.MATERIALS, NES	56 689	48 410	30 338	771 ELECT POWER MACHNRY.PARTS	441	4 677	2 991
334 PETROLEUM PRODUCTS	81 933	2 364	1 482	772 ELEC.SWITCH.RELAY.CIRCUIT	3 047	26 504	17 020
335 RESIDUAL PETROL.PRODUCTS	9 077	723	465	773 ELECTR DISTRIB. EQPT NES	2 880	6 244	4 000
422 FIXED VEG.FAT,OILS,OTHER	459	653	426	774 ELECTRO-MEDCL,XRAY EQUIP	1 120	17 093	10 843
511 HYDROCARBONS,NES,DERIVTS	405	520	328	775 DOM.ELEC, NON-ELEC.EQUIPT	531	2 160	1 369
512 ALCOHOL,PHENOL,ETC.DERTV	82	130	80	776 TRANSISTORS,VALVES,ETC.	64	3 087	1 998
513 CARBOXYLIC ACIDS,DERIVTS				778 ELECTRIC.MACH.APPART.NES	2 308	15 555	9 849
514 NITROGEN-FUNCT.COMPOUNDS	1 771	3 940	2 530	781 PASS.MOTOR VEHCLS.EX.BUS	1 782	2 766	1 771
515 ORGANO-INORGANIC COMPNDS	1 422	4 628	2 944	782 GOODS,SPCL TRANSPORT VEH	297	146	89
516 OTHER ORGANIC CHEMICALS	8 477	7 261	4 752	783 ROAD MOTOR VEHICLES NES	720	193	130
522 INORGANIC CHEM.ELEMENTS	117 346	12 164	7 834	784 PARTS,TRACTORS,MOTOR VEH	23 355	16 022	10 291
523 METAL.SALTS,INORGAN.ACID	131 177	11 447	7 968	785 CYCLES,MOTORCYCLES ETC.	138	1 116	724
524 OTHER CHEMICAL COMPOUNDS	8	68	47	786 TRAILERS,SEMI-TRAILR,ETC	2 528	1 176	732
525 RADIO-ACTIVE MATERIALS		170	111	792 AIRCRAFT ASSOCTD.EQUIPNT	460	10 285	6 897
531 SYNTH.COLOURS,LAKES,ETC.	192	108	71	813 LIGHTNING FIXTURES ETC.NES	24	105	68
533 PIGMENTS, PAINTS, ETC.	5 196	1 122	705	821 FURNITURE,CUSHIONS,ETC.	9 725	7 798	4 977
541 MEDICINES,ETC.EXC.GRP542	556	7 422	4 788	831 TRUNK,SUITCASES,BAG,ETC	366	1 055	678
542 MEDICAMENTS	893	5 642	3 667	841 MENS,BOYS CLOTHING,X-KNIT	2 533	8 252	5 234
551 ESSNTL.OIL,PERFUME,FLAVR	2 902	1 096	704	842 WOMEN,GIRL CLOTHING,KKNIT	1 362	13 554	8 591
553 PERFUMERY,COSMETICS,ETC.	7 954	2 792	1 800	843 MENS,BOYS CLOTHING,KNIT	1 075	6 093	3 853
554 SOAP,CLEANERS,POLISH,ETC	224	239	158	844 WOMEN,GIRLS CLOTHING,KNIT	3 532	27 158	17 435
562 FERTILIZER,EXCEPT GRP272	853 227	18 661	11 981	845 OTHR.TEXTILE APPAREL,NES	5 937	54 942	35 170
573 POLYMERS,VINYL CHLORIDE	116 243	12 276	7 885	846 CLOTHING ACCESSRS,FABRIC	5 660	27 244	17 393
574 POLYACETAL,POLYCARBONATE	407	411	255	848 CLOTHING,NONXTXL;HEADGEAR	38	868	551
575 OTH.PLASTIC,PRIMARY FORM	21 664	6 318	4 018	851 FOOTWEAR	4 087	9 087	5 885
581 PLASTIC TUBE,PIPE,HOSE	6 438	12 068	7 758	871 OPTICAL INSTRUMENTS,NES	177	1 807	1 142
582 PLASTIC PLATE,SHEETS,ETC	33 474	20 250	12 971	872 MEDICAL INSTRUMENTS NES	354	9 392	6 066
583 MONOFILAMENT OF PLASTICS	5 233	4 210	2 695	873 METERS,COUNTERS,NES	135	2 550	1 637
591 INSECTICIDES,ETC.	325	314	198	874 MEASURE,CONTROL INSTRMNT	2 124	28 880	18 290
592 STARCHES,INULIN,ETC.	1 297	209	134	881 PHOTOGRAPH APPAR.ETC.NES	72	2 996	1 926
593 EXPLOSIVES,PYROTECHNICS	3	523	330	882 PHOTO.CINEMATOGRPH.SUPPL	225	1 590	1 011
598 MISC.CHEMICAL PRODTS,NES	1 257	750	485	884 OPTICAL GOODS NES	187	3 797	2 445
612 MANUFACT. LEATHER ETC.NES	22	50	32	885 WATCHES AND CLOCKS		76	50
621 MATERIALS OF RUBBER	4 458	2 851	1 842	891 ARMS AND AMMUNITION	130	8 158	5 201
625 RUBBER TYRES,TUBES,ETC.	36 094	20 449	13 108	892 PRINTED MATTER	8 956	5 111	3 283
629 ARTICLES OF RUBBER, NES	1 028	1 520	967	893 ARTICLES,NES,OF PLASTICS	43 068	26 304	16 867
634 VENEERS, PLYWOOD, ETC.	539	183	113	894 BABY CARRIAGE,TOYS,GAMES	670	857	545
635 WOOD MANUFACTURES, NES	803	461	300	895 OFFICE,STATIONERY SUPPLS	496	2 299	1 484
641 PAPER AND PAPERBOARD	2 977	1 525	952	896 WORKS OF ART,ANTIQUE ETC	72	1 641	1 048
642 PAPER,PAPERBOARD,CUT ETC	4 662	4 701	3 017	897 GOLD,SILVERWARE,JEWEL NES	186	36 044	23 109
651 TEXTILE YARN	6 118	7 002	4 480	898 MUSICAL INSTRUMENTS,ETC.	2 581	11 303	7 305
652 COTTON FABRICS, WOVEN	165	252	155	899 MISC MANUFACTRD GOODS NES	113	505	325
				961 COIN NONGOLD NONCURRENT	1	157	100
				972 MONETARY GOLD,GOLD COINS		62	40



## 7 IMPORTS AND EXPORTS (SPECIAL TRADE) BY COUNTRIES OF PRODUCTION AND CONSUMPTION AND BY GROUPS OF THE SITC-REV. III 1992

GROUP DESCRIPTION	DT = 100 KG	1 000 DM	1 000 \$	GROUP DESCRIPTION	DT = 100 KG	1 000 DM	1 000 \$
EXPORTS	5 459 670	3 208 932	2 060 487				
001 LIVE ANIMALS	3 078	602	381	641 PAPER AND PAPERBOARD	294 234	52 704	33 787
011 BOVINE MEAT	1 722	180	121	642 PAPER, PAPERBOARD, CUT ETC	51 395	24 580	15 774
017 MEAT, OFFL, PRPD, PRSVD, NES	161	79	53	651 TEXTILE YARN	79 242	59 523	38 097
022 MILK AND CREAM	16 058	5 109	3 513	652 COTTON FABRICS, WOVEN	6 135	11 302	7 234
024 CHEESE AND CURD	409	265	176	653 FABRICS, MAN-MADE FIBRES	13 007	31 324	20 293
025 EGGS, BIRDS, YOLKS, ALBUMIN	98	64	41	654 OTH. TEXTILE FABRIC, WOVEN	1 516	2 515	1 611
034 FISH, FRESH, CHILLED, FROZN	8 261	1 417	914	655 KNIT, CROCHET, FABRIC NES	2 810	6 706	4 302
037 FISH ETC. PRPD, PRSVD, NES	537	268	170	656 TULLE, LACE, EMBROIDRY, ETC	1 286	6 749	4 393
045 OTHER CEREALS, UNMILLED	53 845	482	298	657 SPECIAL YARN, TXTL. FABRIC	17 454	18 876	12 176
046 MEAL, FLOUR OF WHEAT, MSLN	7 300	234	144	658 TEXTILE ARTICLES NES	2 315	2 420	1 553
047 OTHER CEREAL MEAL, FLOURS	270 860	3 200	2 019	659 FLOOR COVERINGS, ETC.	897	1 112	721
048 CEREAL PREPARATIONS	12 756	4 094	2 623	661 LIME, CEMENT, CONSTR. MATRL	52 478	1 804	1 189
054 VEGETABLES	348	269	164	662 CLAY, REFRACT. CONSTR. MATRL	28 739	4 689	3 006
056 VEGETABLES, PRPD, PRSVD, NES	649	681	434	663 MINERAL MANUFACTURES, NES	20 855	14 607	9 338
057 FRUIT, NUTS EXCL. OIL NUTS	3 721	2 901	1 813	664 GLASS	76 645	9 871	6 352
058 FRUIT, PRESERVED, PREPARED	139	97	60	665 GLASSWARE	12 050	9 035	5 762
061 SUGARS, MOLASSES, HONEY	882 334	42 047	26 691	666 POTTERY	20 508	12 496	8 081
062 SUGAR CONFECTIONERY	5 059	2 930	1 852	667 PEARLS, PRECIOUS STONES	.	.	.
071 COFFEE, COFFEE SUBSTITUTE	5 298	6 156	3 964	671 PIG IRON, SPIEGELEISN, ETC	3 174	659	420
072 COCOA	2 819	789	503	672 INGOTS ETC. IRON OR STEEL	1 231	118	81
073 CHOCOLATE, OTH. COCOA PREP	9 832	6 625	4 302	673 FLAT-ROLLED IRON ETC.	67 863	5 026	3 223
074 TEA AND MATE	120	93	56	674 FLAT-ROLLED PLATED IRON	241 472	28 918	18 540
075 SPICES	112	108	68	675 FLAT-ROLLED, ALLOY STEEL	41 915	9 110	5 886
081 ANIMAL FEED STUFF	32 156	3 381	2 182	676 IRON, STL. BAR, SHAPES ETC.	286 111	17 474	11 555
091 MARGARINE AND SHORTENING	84	61	39	677 RAILWAY TRACK, IRON, STEEL	1 965	854	535
098 EDIBLE PROD. PREPRTNS, NES	6 474	7 156	4 574	678 WIRE OF IRON OR STEEL	23 639	4 064	2 603
111 NON-ALCOHOL. BEVERAGE, NES	726	125	81	679 TUBES, PIPES, ETC. IRON, STL	42 161	9 592	6 134
112 ALCOHOLIC BEVERAGES	3 187	539	343	681 SILVER, PLATINUM, ETC.	203	4 192	2 685
122 TOBACCO, MANUFACTURED	194	352	225	682 COPPER	44 452	27 121	17 476
211 HIDES, SKINS (EX. FURS), RAW	208	197	125	683 NICKEL	713	1 372	879
223 OILSEED (OTH. FIX. VEG. OIL)	2 092	193	127	684 ALUMINIUM	43 529	25 832	16 615
232 SYNTHETIC RUBBER, ETC.	44 651	7 174	4 579	685 LEAD	3 288	495	324
246 WOOD IN CHIPS, PARTICLES	4 404	74	69	686 ZINC	1 415	553	349
247 WOOD ROUGH, ROUGH SQUARED	5 954	337	214	689 MISC. NON-FERR. BASE METAL	122	1 062	656
248 WOOD, SIMPLY WORKED	12 646	1 460	924	691 METALLIC STRUCTURES NES	19 014	14 570	9 353
251 PULP AND WASTE PAPER	3 849	557	357	692 CONTAINERS, STORAGE, TRNSP	5 262	4 017	2 585
263 COTTON	461	125	78	693 WIRE PRODUCTS EXCL. ELECT	5 985	3 143	2 016
266 SYNTHETIC FIBRES	43 020	11 272	7 197	694 NAILS, SCREWS, NUTS, ETC.	5 618	5 859	3 750
267 OTHER MAN-MADE FIBRES	9 121	4 489	2 835	695 TOOLS	7 289	25 669	16 442
268 WOOL, OTHER ANIMAL HAIR	1 334	1 871	1 240	696 CUTLERY	1 105	6 243	4 029
273 STONE, SAND AND GRAVEL	42 486	1 472	969	697 HOUSEHOLD EQUIPMENT, NES	2 781	4 124	2 616
274 SULPHUR, UNRSTD. IRON PYRS	2 579	165	106	699 MANUFACT. BASE METAL, NES	39 533	37 101	23 711
277 NATURAL ABRASIVES, NES	354	2 098	1 325	700 CPL IND PLANT (84/85/87)	3 843	8 638	5 361
278 OTHER CRUDE MINERALS	38 818	1 859	1 187	711 STEAM GENER. BOILERS, ETC.	2 711	6 993	4 482
285 ALUMINIUM ORE, CONSTR. ETC	2 357	370	239	712 STEAM TURBINES	5 234	50 341	31 574
288 NON-FERROUS WASTE, SCRAP	927	48	31	713 INTRNL COMBUS PSTN ENGIN	4 477	20 084	12 807
291 CRUDE ANIMAL MATERLS. NES	534	614	392	714 ENGINES, MOTORS NON-ELECT	30	2 695	1 705
292 CRUDE VEG. MATERIALS, NES	3 172	2 946	1 882	716 ROTATING ELECTRIC PLANT	5 032	27 535	17 622
322 BRIQUETTES, LIGNITE, PEAT	65 363	1 954	1 269	718 OTH. POWR. GENRTNG. MACHNRY	227	3 937	555
334 PETROLEUM PRODUCTS	26 655	5 150	3 318	721 AGRIC. MACHINES, EX. TRACTR	1 439	9 094	2 006
335 RESIDUAL PETROL. PRODUCTS	12 931	1 640	1 042	722 TRACTORS	3 592	3 838	2 423
344 PETROLEUM GASES, NES	.	.	.	723 CIVIL ENGINEERING EQUIPT	16 063	21 967	14 144
421 FIXED VEG. FAT, OILS, SOFT	12 017	1 280	803	724 TEXTILE, LEATHER MACHINES	11 603	58 827	37 340
422 FIXED VEG. FAT, OILS, OTHER	943	246	157	725 PAPER, PULP MILL MACHINES	1 246	5 243	3 334
431 ANIMAL, VEG. FATS, OILS, NES	8 524	1 733	1 107	726 PRINTNG, BOOKBINDNG MACHS	6 944	29 486	18 794
511 HYDROCARBONS, NES, DERIVTS	62 185	9 183	5 872	727 FOOD-PROCESS. MCH. NON DOM	3 014	15 556	9 868
512 ALCOHOL, PHENOL, ETC. DERIV	66 153	11 961	7 689	728 OTH. MACH. PTS, SPCL INDUST	33 694	98 418	63 470
513 CARBOXYLIC ACIDS, DERIVTS	85 872	19 610	12 657	731 METAL REMOVAL WORK TOOLS	1 265	5 655	3 589
514 NITROGEN-FUNCT. COMPOUNDS	52 014	26 233	16 921	733 MACH-TOOLS, METAL-WORKING	3 735	7 665	4 880
515 ORGANIC-INORGANIC COMPNDS	23 928	27 087	17 327	735 PARTS, NES, FOR MACH-TOOLS	6 446	5 417	3 508
516 OTHER ORGANIC CHEMICALS	16 636	7 837	4 937	737 METALWORKING MACHNRY NES	1 467	7 625	4 944
522 INORGANIC CHEM. ELEMENTS	63 072	12 384	7 979	741 HEATING, COOLNG EQUIP, PART	11 125	48 302	31 126
523 METAL. SALTS, INORGAN. ACID	67 177	8 253	5 301	742 PUMPS FOR LIQUIDS, PARTS	3 334	17 137	10 899
524 OTHER CHEMICAL COMPOUNDS	3 388	3 260	2 126	743 PUMPS NES, CENTRIFUGS ETC	14 508	39 355	25 259
525 RADIO-ACTIVE MATERIALS	11	68	41	744 MECHANICAL HANDLING EQUIP	48 839	65 280	43 179
531 SYNTH. COLOURS, LAKES, ETC.	15 479	24 112	15 443	745 OTH. NONELEC. MCH. TOOL, NES	5 949	35 588	22 952
532 DYEING, TANNING MATERIALS	2 125	613	388	746 BALL OR ROLLER BEARINGS	1 419	6 057	3 883
533 PIGMENTS, PAINTS, ETC.	81 581	37 758	24 318	747 TAPS, COCKS, VALVES, ETC.	6 631	20 981	13 442
541 MEDICINES, ETC. EXC. GRP542	2 692	33 117	21 232	748 TRANSMISSIONS SHAFTS ETC	3 495	13 924	8 954
542 MEDICAMENTS	3 011	39 532	25 466	749 NON-ELECT MACH. PARTS, ETC	5 866	29 433	18 958
551 ESSENT. OIL, PERFUME, FLAVR	1 821	6 175	3 972	751 OFFICE MACHINES	703	2 981	1 911
553 PERFUMERY, COSMETICS, ETC.	3 490	9 903	6 346	752 AUTOMATC. DATA PROC. EQUIP	956	15 463	9 916
554 SOAP, CLEANERS, POLISH, ETC	84 668	24 792	15 909	759 PARTS, FOR OFFICE MACHINS	661	6 447	4 143
562 FERTILIZER, EXCEPT GRP272	2 262	185	107	761 TELEVISION RECEIVERS ETC	6 091	13 849	8 800
571 POLYMERS OF ETHYLENE	56 424	10 535	6 759	762 RADIO-BROADCAST RECEIVER	275	648	414
572 POLYMERS OF STYRENE	33 355	6 274	4 010	763 SOUND RECORDER, PHONOGRPH	244	3 152	2 014
573 POLYMERS, VINYL CHLORIDE	12 311	2 280	1 452	764 TELECOMM. EQUIP. PARTS NES	2 200	29 103	18 603
574 POLYACETAL, POLYCARBONATE	67 354	28 172	18 010	771 ELECT POWER MACHNY, PARTS	8 954	16 173	10 326
575 OTH. PLASTIC, PRIMARY FORM	120 180	39 975	25 618	772 ELEC. SWITCH, RELAY, CIRCUT	28 190	166 837	106 682
579 PLASTIC WASTE, SCRAP ETC	2 187	138	90	773 ELECTR. DISTRIB. EQPT NES	15 886	17 884	11 645
581 PLASTIC TUBE, PIPE, HOSE	4 224	7 337	4 704	774 ELECTRO-MEDCL. XRAY EQUIP	407	7 012	4 625
582 PLASTIC PLATE, SHEETS, ETC	48 766	34 642	22 267	775 DOM. ELEC. NON-ELEC. EQUIPT	55 000	60 802	38 912
583 MONOFILAMENT OF PLASTICS	1 183	1 327	849	776 TRANSISTORS, VALVES, ETC.	2 450	15 761	10 153
591 INSECTICIDES, ETC.	7 014	6 664	4 283	778 ELECTRIC. MACH. APPART. NES	24 731	63 350	40 592
592 STARCHES, INULIN, ETC.	24 599	6 418	4 147	781 PASS. MOTOR VEHCLS. EX. BUS	81 754	144 353	91 726
593 EXPLOSIVES, PYROTECHNICS	278	572	356	782 GOODS, SPCL. TRANSPORT VEH	53 231	96 137	62 395
597 PREPRD. ADDITIVES, LIQUIDS	12 429	6 220	4 009	783 ROAD MOTOR VEHICLES NES	4 848	15 447	9 821
598 MISC. CHEMICAL PRODS. NES	127 731	54 580	35 036	784 PARTS, TRACTORS, MOTOR VEH	58 746	158 190	101 169
611 LEATHER	1 955	3 305	2 125	785 CYCLES, MOTORCYCLES ETC.	712	2 472	1 606
612 MANUFACT. LEATHER ETC. NES	40	214	137	786 TRAILERS, SEMI-TRAILR, ETC	10 630	8 032	5 107
613 FURSKINS, TANNED, DRESSED	20	192	125	791 RAILWAY VEHICLES. EQUIPNT	556	1 798	1 146
621 MATERIALS OF RUBBER	16 675	7 330	4 733	792 AIRCRAFT, ASSCOTD. EQUIPNT	75	1 310	843
625 RUBBER TYRES, TUBES, ETC.	13 940	9 200	5 840	793 SHIP, BOAT, FLDT. STRUCTRS	304 622	224 570	146 585
629 ARTICLES OF RUBBER, NES	3 818	10 475	6 733	811 PREFABRICATED BUILDINGS	230	2 333	208
633 CORK MANUFACTURES	99	545	6 830	812 PLUMBING, SANITRY, EQPT. ETC	2 757	2 792	1 808
634 VENEERS, PLYWOOD, ETC.	48 758	5 459	3 521	813 LIGHTING FIXTURES ETC. NES	4 002	10 091	6 511
635 WOOD MANUFACTURES, NES	5 354	1 756	1 115	821 FURNITURE, CUSHIONS, ETC.	14 001	13 853	8 906
				831 TRUNK, SUITCASES, BAG, ETC	501	1 012	644
				841 MENS, BOYS CLOTHING, X-KNIT	50	855	554



## 7 IMPORTS AND EXPORTS (SPECIAL TRADE) BY COUNTRIES OF PRODUCTION AND CONSUMPTION AND BY GROUPS OF THE SITC-REV. III 1992

GROUP DESCRIPTION	DT = 100 KG	1 000 DM	1 000 \$	GROUP DESCRIPTION	DT = 100 KG	1 000 DM	1 000 \$
842 WOMEN,GIRL CLOTHING,XKNIT	453	5 954	3 811	551 ESSNTL.OIL,PERFUME,FLAVR	271	557	362
843 MENS,BOYS CLOTHING,KNIT	16	83	51	553 PERFUMERY,COSMETICS,ETC.	3 336	4 138	2 667
844 WOMEN,GIRLS CLOTHING,KNIT	185	1 158	738	554 SOAP,CLEANERS,POLISH,ETC	5 289	1 575	1 006
845 OTHR.TEXTILE APPAREL,NES	734	5 952	3 836	562 FERTILIZER,EXCEPT GRP272	10 925	724	468
846 CLOTHING ACCESSRS,FABRIC	519	3 140	2 015	572 POLYMERS OF STYRENE	7 510	966	623
848 CLOTHING,NONXTL;HEADGEAR	164	648	414	574 POLYACETAL,POLYCARBONATE	2 162	2 000	1 304
851 FOOTWEAR	970	4 321	2 768	575 OTH.PLASTIC,PRIMARY FORM	19 478	5 254	3 364
871 OPTICAL INSTRUMENTS,NES	176	6 129	3 978	581 PLASTIC TUBE,PIPE,HOSE	173	346	222
872 MEDICAL INSTRUMENTS NES	2 464	19 377	12 470	582 PLASTIC PLATE,SHEETS,ETC	4 193	2 097	1 352
873 METERS,COUNTERS,NES	660	2 358	1 511	583 MONOFILAMENT OF PLASTICS	106	81	51
874 MEASURE,CONTROL INSTRMNT	2 309	47 810	30 491	591 INSECTICIDES, ETC.	2 414	2 078	1 314
881 PHOTOGRAPH APPAR.ETC.NES	486	4 951	3 176	592 STARCHES,INULIN,ETC.	11 542	1 705	1 076
882 PHOTO.CINEMATOGPRH.SUPL	17 863	25 601	16 374	597 PREPRD ADDITIVES,LIQUIDS	2 075	1 124	697
883 CINE.FILM EXPOSD.DEVELOPD	5	70	44	598 MISC.CHEMICAL PROOTS,NES	12 126	4 767	3 082
884 OPTICAL GOODS NES	72	7 190	4 614	621 MATERIALS OF RUBBER	1 146	876	572
885 WATCHES AND CLOCKS	313	4 952	3 196	625 RUBBER TYRES,TUBES,ETC.	8 631	1 961	1 246
891 ARMS AND AMMUNITION	34	419	274	629 ARTICLES OF RUBBER, NES	776	1 874	1 180
892 PRINTED MATTER	6 136	9 208	5 924	633 CORK MANUFACTURES	11	49	32
893 ARTICLES,NES,OF PLASTICS	26 000	28 613	18 407	634 VENEERS, PLYWOOD, ETC.	398	66	43
894 BABY CARRIAGE,TOYS,GAMES	2 904	3 517	2 237	635 WOOD MANUFACTURES, NES	89	46	30
895 OFFICE,STATIONERY SUPPLS	1 660	6 918	4 436	641 PAPER AND PAPERBOARD	119 034	11 401	7 334
896 WORKS OF ART,ANTIQUE ETC	38	2 218	1 396	642 PAPER,PAPERBOARD,CUT ETC	2 836	1 857	1 193
897 GOLD,SILVERWARE,JEWEL NES	38	6 429	4 156	651 TEXTILE YARN	18 823	5 902	3 788
898 MUSICAL INSTRUMENTS,ETC.	2 278	8 949	5 742	652 COTTON FABRICS, WOVEN	1 339	884	563
899 MISC MANUFCTRO GOODS NES	3 714	10 615	6 807	653 FABRICS,MAN-MADE FIBRES	1 480	1 361	863
961 COIN NONGOLD NONCURRENT	177	233	151	654 OTH.TEXTILE FABRIC,WOVEN	76	92	58
971 GOLD,NONMONTY EXCL ORES		120	73	655 KNIT,CROCHET,FABRIC NES	61	86	52
				656 TULLE,LACE,EMBROIDRY,ETC	12	66	40
JORDAN				657 SPECIAL YARN,TXTL.FABRIC	2 870	1 721	1 086
IMPORTS	21 011	12 577	8 031	658 TEXTILE ARTICLES NES	395	374	235
011 BOVINE MEAT	100	173	119	662 CLAY,REFRCT.CONSTR.MATRL	13 636	2 098	1 350
054 VEGETABLES	1 625	486	303	663 MINERAL MANUFACTURES,NES	3 076	1 724	1 113
057 FRUIT,NUTS EXCL.OIL NUTS	422	86	684	684 GLASS	4 031	304	190
071 COFFEE,COFFEE SUBSTITUTE	213	60	37	685 GLASSWARE	968	1 220	795
288 NON-FERROUS WASTE,SCRAP	4 210	824	527	686 POTTERY	215	355	227
625 RUBBER TYRES,TUBES,ETC.	2 218	1 600	1 017	673 FLAT-ROLLED IRON ETC.	47 261	3 026	1 980
651 TEXTILE YARN	2 449	1 151	748	674 FLAT-ROLLED PLATED IRON	55 785	5 519	3 539
679 TUBES,PIPES,ETC. IRON,STL		669	424	675 FLAT-ROLLED, ALLOY STEEL	1 885	669	428
682 COPPER	6 338	1 969	1 227	676 IRON,STL.BAR,SHAPES ETC.	13 465	1 335	861
725 PAPER,PULP MILL MACHINES	8	50	32	677 RAILWAY TRACK IRON,STEEL	59	79	50
774 ELECTRO-MEDCL,XRAY EQUIP	3	394	243	678 WIRE OF IRON OR STEEL	3 943	369	244
778 ELECTRIC.MACH.APPART.NES	8	70	47	679 TUBES,PIPES,ETC. IRON,STL	6 918	1 811	1 171
781 PASS.MOTOR VEHCLS.EX.BUS	15	58	37	682 COPPER	953	950	609
782 GOODS,SPCL TRANSPORT VEH	659	1 052	665	683 NICKEL	341	847	568
792 AIRCRAFT,ASSOCTD.EQUIPNT	10	357	233	684 ALUMINIUM	1 990	1 517	965
841 MENS,BOYS CLOTHING,X-KNIT	143	406	267	686 ZINC	343	89	55
845 OTHR.TEXTILE APPAREL,NES	53	66	44	687 TIN	52	55	35
874 MEASURE,CONTROL INSTRMNT	1	603	388	689 MISC.NON-FERR.BASE METAL	9	120	79
EXPORTS	1 031 052	377 568	242 171	691 METALLIC STRUCTURES NES	263	167	109
001 LIVE ANIMALS	24 738	4 536	2 913	692 CONTAINERS,STORAGE,TRNSP	578	692	439
011 BOVINE MEAT	158 369	20 310	12 754	693 WIRE PRODUCTS EXCL.ELECT	1 119	217	138
022 MILK AND CREAM	1 429	212	138	694 NAILS,SCREWS,NUTS,ETC.	3 311	936	586
023 BUTTER,OTHER FAT OF MILK	368	116	73	695 TOOLS	1 689	2 869	1 836
024 CHEESE AND CURD	5 417	2 797	1 777	696 CUTLERY	196	907	582
025 EGGS,BIRDS,YOLKS,ALBUMIN	328	449	297	697 HOUSEHOLD EQUIPMENT,NES	274	429	273
048 CEREAL PREPARATIONS	570	388	249	699 MANUFACTS.BASE METAL,NES	3 047	2 011	1 291
061 SUGARS,MOLASSES,HONEY	10 902	789	506	700 CPL IND PLANT (84/85/87)	3 600	665	419
062 SUGAR CONFECTIONERY	105	66	42	711 STEAM GENER.BOILERS,ETC.	240	576	372
071 COFFEE,COFFEE SUBSTITUTE	78	93	57	712 STEAM TURBINES	46	2 214	1 402
073 CHOCOLATE,OTH.COCOA PREP	265	139	88	713 INTRNL COMBUS PSTN ENGIN	2 310	5 312	3 393
075 SPICES	118	161	100	714 ENGINES,MOTORS NON-ELECT	18	3 890	2 646
081 ANIMAL FEED STUFF	145 188	8 769	5 650	716 ROTATING ELECTRIC PLANT	1 538	1 366	883
098 EDIBLE PROD.PREPRTS,NES	1 958	1 285	799	718 OTH.POWR.GENRTNG.MACHNRY	7	55	35
122 TOBACCO, MANUFACTURED	939	1 008	645	721 AGRIC.MACHINES,EX.TRACTR	341	565	357
231 NATURAL RUBBER, ETC.	230	80	54	722 TRACTORS	1 733	305	194
232 SYNTHETIC RUBBER, ETC.	1 756	325	206	723 CIVIL ENGINEERING EQUIPT	4 656	3 603	2 308
248 WOOD, SIMPLY WORKED	8 933	450	278	724 TEXTILE,LEATHER MACHINES	7 495	6 009	3 904
266 SYNTHETIC FIBRES	1 618	351	221	725 PAPER,PULP MILL MACHINES	592	1 403	924
269 WORN CLOTHING,TEXTL.ARTL	15 861	3 554	2 283	726 PRINTNG,BKDBINDNG MACHS	2 014	7 583	4 917
278 OTHER CRUDE MINERALS	6 431	89	56	727 FOOD-PROCESS.MCH.NON DOM	770	635	403
282 FERROUS WASTE AND SCRAP	3 115	45	30	728 OTH.MACH,PTS,SPCL INDUST	5 110	9 140	5 849
292 CRUDE VEG.MATERIALS, NES	200	266	169	731 METAL REMOVAL WORK TOOLS	1 647	315	204
321 COAL,NOT AGGLOMERATED	717	52	33	733 MACH-TOOLS,METAL-WORKING	1 682	1 001	645
322 BRIQUETTES,LIGNITE,PEAT	26 981	873	561	735 PARTS,NES,FOR MACH-TOOLS	150	289	186
325 COKE,SEMI-COKE,RET.CARBON	2 000	76	52	737 METALWORKING MACHNRY NES	350	790	533
334 PETROLEUM PRODUCTS	1 665	294	191	741 HEATING,COOLING EQUIP,PART	1 392	4 291	2 712
335 RESIDUAL PETROL. PRODUCTS	602	108	68	742 PUMPS FOR LIQUIDS,PARTS	2 187	7 752	4 939
411 ANIMAL OILS AND FATS	15 579	1 079	717	743 PUMPS NES,CENTRIFUGS ETC	1 755	6 358	4 045
421 FIXED VEG.FAT,OILS, SOFT	385	65	45	744 MECHANICAL HANDLING EQUIP	1 596	2 611	1 676
422 FIXED VEG.FAT,OILS,OTHER	3 051	215	143	745 OTH.NONELEC MCH,TOOL,NES	1 055	4 196	2 660
431 ANIMAL,VEG.FATS,OILS,NES	8 570	1 320	847	746 BALL OR ROLLER BEARINGS	902	2 155	1 362
511 HYDROCARBONS,NES,DERIVTS	2 732	402	254	747 TAPS,COCKS,VALVES,ETC.	1 398	5 174	3 353
512 ALCOHOL,PHENOL,ETC.DERIV	6 362	1 149	745	748 TRANSMISSIONS,SHAFTS ETC	1 238	4 772	3 054
513 CARBOXYLIC ACIDS,DERIVTS	1 859	1 531	975	749 NON-ELECT MACH.PARTS,ETC	1 306	3 068	1 982
514 NITROGEN-FUNCT.COMPOUNDS	6 488	2 542	1 588	751 OFFICE MACHINES	183	1 085	690
515 ORGANO-INORGANIC COMPNDS	673	744	477	752 AUTOMATC.DATA PROC.EQUIP	45	769	505
516 OTHER ORGANIC CHEMICALS	593	326	211	759 PARTS,FOR OFFICE MACHINS	25	275	178
522 INORGANIC CHEM.ELEMENTS	3 804	874	562	761 TELEVISION RECEIVERS ETC	102	229	153
523 METAL.SALTS,INORGAN.ACID	3 213	544	353	762 RADIO-BROADCAST RECEIVER	11	204	126
524 OTHER CHEMICAL COMPOUNDS	630	137	86	763 SOUND RECORDER,PHONOGRPH	3	153	95
531 SYNTH.COLOURS,LAKES,ETC.	424	1 224	778	764 TELECOMM.EQUIP.PARTS NES	362	1 275	829
532 DYEING,TANNING MATERIALS	2 133	293	193	771 ELECT POWER MACHNRY,PARTS	533	579	366
533 PIGMENTS, PAINTS, ETC.	3 558	2 033	1 304	772 ELEC.SWITCH.RELAY.CIRCUT	1 030	3 321	2 136
541 MEDICINES,ETC.EXC.GRP542	236	2 805	1 809	773 ELECTR.DISTRIBT.EQPT NES	658	942	595
542 MEDICAMENTS	4 068	12 840	8 246	774 ELECTRO-MEDCL,XRAY EQUIP	284	3 297	2 078
				775 DOM.ELEC, NON-ELEC.EQUIPT	413	922	587
				776 TRANSISTORS,VALVES,ETC.	3	141	91
				778 ELECTRIC.MACH.APPART.NES	9 031	6 673	4 273
				781 PASS.MOTOR VEHCLS.EX.BUS	6 808	19 264	12 339



## 7 IMPORTS AND EXPORTS (SPECIAL TRADE) BY COUNTRIES OF PRODUCTION AND CONSUMPTION AND BY GROUPS OF THE SITC-REV. III 1992

GROUP DESCRIPTION	DT = 100 KG	1 000 DM	1 000 \$	GROUP DESCRIPTION	DT = 100 KG	1 000 DM	1 000 \$
782 GOODS, SPCL TRANSPORT VEH	21 880	13 815	8 726	001 LIVE ANIMALS	51 983	9 960	6 198
783 ROAD MOTOR VEHICLES NES	13 275	10 974	7 157	011 BOVINE MEAT	34 798	8 783	5 590
784 PARTS, TRACTORS, MOTOR VEH	20 302	26 213	16 888	022 MILK AND CREAM	195 333	51 454	33 013
786 TRAILERS, SEMI-TRAILER, ETC	3 677	660	420	023 BUTTER, OTHER FAT OF MILK	3 625	1 414	878
792 AIRCRAFT, ASSOCTD. EQUIPNT	187	2 884	1 829	024 CHEESE AND CURD	34 065	15 126	9 592
793 SHIP, BOAT, FLOAT, STRUCTRS	190	291	184	025 EGGS, BIRDS, YOLKS, ALBUMIN	3 888	1 675	1 078
812 PLUMBING, SANITRY, EQPT, ETC	236	242	150	037 FISH ETC. PREPD, PRSVD. NES	11	310	199
813 LIGHTING FIXTURES ETC. NES	65	357	225	043 BARLEY, UNMILLED	5 331	85 857	57 960
821 FURNITURE, CUSHIONS, ETC.	1 137	1 320	868	048 CEREAL PREPARATIONS	25 164	13 142	8 393
841 MENS, BOYS CLOTHING, X-KNIT	63	476	301	054 VEGETABLES	208	53	36
842 WOMEN, GIRL CLOTHING, X-KNIT	92	1 972	1 256	056 VEGETABLES, PRPD, PRSVD, NES	1 227	451	287
843 MENS, BOYS CLOTHING, KNIT	2	61	40	058 FRUIT, PRESERVED, PREPARED	3 667	1 220	776
844 WOMEN, GIRLS CLOTHING, KNIT	11	218	138	059 FRUIT, VEGETABLE JUICES	839	283	184
845 OTHR. TEXTILE APPAREL, NES	65	581	369	061 SUGARS, MOLASSES, HONEY	110 643	11 344	7 109
846 CLOTHING ACCESSRS, FABRIC	20	119	75	062 SUGAR CONFECTIONERY	2 931	1 752	1 131
848 CLOTHING, NONTEXTL; HEADGEAR	74	181	114	071 COFFEE, COFFEE SUBSTITUTE	1 669	1 746	1 127
851 FOOTWEAR	158	232	152	072 COCOA	1 755	592	372
871 OPTICAL INSTRUMENTS, NES	27	332	217	073 CHOCOLATE, OTH. COCOA PREP	2 004	1 786	1 130
872 MEDICAL INSTRUMENTS NES	352	6 089	3 912	075 SPICES	61	142	86
873 METERS, COUNTERS, NES	3 553	8 165	5 323	081 ANIMAL FEED STUFF	14 533	2 885	1 839
874 MEASURE, CONTROL INSTRMNT	185	3 442	2 204	091 MARGARINE AND SHORTENING	3 451	575	361
881 PHOTOGRAPH APPAR. ETC. NES	56	392	258	098 EDIBLE PROD. PREPRTNS, NES	14 286	10 606	6 826
882 PHOTO. CINEMATOGPH. SUPPL	1 973	2 388	1 547	111 NON-ALCOHOL. BEVERAGE, NES	8 882	3 124	1 987
884 OPTICAL GOODS NES		289	185	112 ALCOHOLIC BEVERAGES	5 468	6 631	4 400
885 WATCHES AND CLOCKS	7	87	55	122 TOBACCO, MANUFACTURED	743	1 300	823
892 PRINTED MATTER	290	640	412	232 SYNTHETIC RUBBER, ETC.	5 773	934	601
893 ARTICLES, NES, OF PLASTICS	752	1 141	723	238 WOOD, SIMPLY WORKED	4 108	348	225
894 BABY CARRIAGE, TOYS, GAMES	153	142	88	266 SYNTHETIC FIBRES	1 437	391	252
895 OFFICE, STATIONERY SUPPLS	511	814	507	269 WORN CLOTHING, TEXTL. ARTL	5 608	891	571
897 GOLD, SILVERWARE, JEWEL NES		122	78	272 FERTILIZERS, CRUDE	1 884	119	77
898 MUSICAL INSTRUMENTS, ETC.	1	51	31	273 STONE, SAND AND GRAVEL	14 449	357	231
899 MISC MANUFCTRD GOODS NES	444	923	591	278 OTHER CRUDE MINERALS	93 373	2 460	1 568
SAUDI ARABIA							
IMPORTS	89 832 495	1 983 312	1 272 435	285 ALUMINUM ORE, CONCTR. ETC	1 215	142	92
034 FISH, FRESH, CHILLED, FROZVN	58	57	35	288 NON-FERROUS WASTE, SCRAP	803	740	465
061 SUGARS, MOLASSES, HONEY	646	103	70	292 CRUDE VEG. MATERIALS, NES	48	106	69
222 OILSEED (SFT. FIX VEG. OIL)	424	48	32	321 COAL, NOT AGGLOMERATED	54 000	1 040	641
288 NON-FERROUS WASTE, SCRAP	26 138	10 253	6 859	322 BRIQUETTES, LIGNITE, PEAT	138 067	4 594	2 969
289 PREC. METAL ORES, CONCTRTS	8	136	86	334 PETROLEUM PRODUCTS	6 062	1 762	1 130
291 CRUDE ANIMAL MATERLS, NES	442	1 363	870	335 RESIDUAL PETROL. PRODUCTS	2 785	411	262
333 PETROLEUM OILS, CRUDE	86 925 518	1 802 442	1 155 608	422 FIXED VEG. FAT, OILS, OTHER	380	79	50
334 PETROLEUM PRODUCTS	1 968 271	62 123	40 589	431 ANIMAL, VEG. FATS, OILS, NES	35 307	5 788	3 697
342 LIQUEFIED PROPANE, BUTANE	56 308	1 510	909	511 HYDROCARBONS, NES, DERIVTS	31 725	5 076	3 265
512 ALCOHOL, PHENOL, ETC. DERIV	188 284	4 916	3 146	512 ALCOHOL, PHENOL, ETC. DERIV	19 181	3 556	2 271
515 ORGANO-INORGANIC COMPNDS	4 329	819	510	513 CARBOXYLIC ACIDS, DERIVTS	14 343	3 069	1 969
516 OTHER ORGANIC CHEMICALS	101 008	4 950	3 074	514 NITROGEN-FUNCT. COMPOUNDS	44 324	16 026	10 058
533 PIGMENTS, PAINTS, ETC.	2 491	910	595	515 ORGANO-INORGANIC COMPNDS	13 208	3 942	2 526
571 POLYMERS OF ETHYLENE	527 745	53 234	34 081	516 OTHER ORGANIC CHEMICALS	5 022	4 340	2 779
573 POLYMERS, VINYL CHLORIDE	12 196	1 251	791	522 INORGANIC CHEM. ELEMENTS	26 034	7 035	4 548
575 OTH. PLASTIC, PRIMARY FORM	512	48	30	523 METAL, SALTS, INORGAN. ACID	77 483	5 580	3 579
581 PLASTIC TUBE, PIPE, HOSE	4	76	51	524 OTHER CHEMICAL COMPOUNDS	152	489	313
625 RUBBER TYRES, TUBES, ETC.	268	239	165	525 RADIO-ACTIVE MATERIALS	4	155	99
651 TEXTILE YARN	502	164	110	531 SYNTH. COLOURS, LAKES, ETC.	1 220	3 395	2 211
681 SILVER, PLATINUM, ETC.	10	133	92	532 DYEING, TANNING MATERIALS	12 681	1 603	1 030
684 ALUMINIUM	272	150	93	533 PIGMENTS, PAINTS, ETC.	37 007	17 971	11 561
695 TOOLS	7	90	59	541 MEDICINES, ETC. EXC. GRP542	2 935	23 000	14 866
699 MANUFACTS. BASE METAL, NES	320	245	162	542 MEDICAMENTS	23 437	121 978	78 127
712 STEAM TURBINES	10	85	56	551 ESSNTL. OIL, PERFUME, FLAVR	4 203	11 408	7 351
713 INTRNL COMBUS PSTN ENGIN	385	1 046	647	553 PERFUMERY, COSMETICS, ETC.	37 092	51 746	33 071
714 ENGINES, MOTORS NON-ELECT	23	156	100	554 SOAP, CLEANERS, POLISH, ETC	41 480	12 768	8 127
716 ROTATING ELECTRIC PLANT	74	300	187	562 FERTILIZER, EXCEPT GRP272	214 382	17 777	11 428
723 CIVIL ENGINEERING EQUIPT	1 058	158	102	571 POLYMERS OF ETHYLENE	12 402	3 045	1 965
725 PAPER, PULP MILL MACHINES	73	85	55	572 POLYMERS OF STYRENE	5 516	1 258	807
726 PRINTING, BOOKBINDING MACHS	50	52	33	573 POLYMERS, VINYL CHLORIDE	3 627	1 285	828
728 OTH. MACH. PTS, SPCL INDUST	13	172	113	574 POLYACETAL, POLYCARBONATE	26 904	7 509	4 886
741 HEATING, COOLING EQUIP, PART	31	955	652	575 OTH. PLASTIC, PRIMARY FORM	68 199	21 073	13 582
742 PUMPS FOR LIQUIDS, PARTS	240	724	454	581 PLASTIC TUBE, PIPE, HOSE	3 073	6 788	4 369
743 PUMPS NES, CENTRIFUGS ETC	371	1 813	1 116	582 PLASTIC PLATE, SHEETS, ETC	63 306	44 381	28 525
744 MECHANICAL HANDLING EQUIP	475	230	145	583 MONOFILAMENT OF PLASTICS	711	907	580
745 OTH. NONELEC MCH, TOOL, NES	39	46	31	591 INSECTICIDES, ETC.	29 357	42 825	28 157
748 TRANSMISSIONS SHAFTS ETC	45	110	72	592 STARCHES, INULIN, ETC.	13 450	6 019	3 887
749 NON-ELECT MACH. PARTS, ETC	22	243	158	593 EXPLOSIVES, PYROTECHNICS	45	1 061	673
752 AUTOMATC. DATA PROC. EQUIP	7	108	73	597 PREPRED ADDITIVES, LIQUIDS	9 051	2 791	1 808
759 PARTS, FOR OFFICE MACHINS	1	110	71	598 MISC. CHEMICAL PRDCTS, NES	91 691	38 291	24 657
764 TELECOMM. EQUIP. PARTS NES		208	135	600 CPL IND PLANT CHAP 69-76	7 568	17 409	11 035
771 ELECT POWER MACHNY, PARTS	13	356	228	611 LEATHER	35	71	46
772 ELEC. SWITCH, RELAY, CIRCUIT	6	154	97	612 MANUFACT. LEATHER ETC. NES	25	190	120
773 ELECTR DISTRIBT. EQPT NES	5	120	83	621 MATERIALS OF RUBBER	3 612	3 408	2 196
774 ELECTRO-MEDCL, XRAY EQUIP	17	129	84	625 RUBBER TYRES, TUBES, ETC.	21 885	14 471	9 217
778 ELECTRIC MACH. APPART. NES	20	523	346	629 ARTICLES OF RUBBER, NES	3 926	8 539	5 500
781 PASS. MOTOR VEHCLS. EX. BUS	300	982	653	634 VENEERS, PLYWOOD, ETC.	32 517	3 698	2 363
782 GOODS, SPCL TRANSPORT VEH	316	432	285	635 WOOD MANUFACTURES, NES	19 592	32 217	20 738
792 AIRCRAFT, ASSOCTD. EQUIPNT	47	2 962	1 883	641 PAPER AND PAPERBOARD	238 038	38 836	24 872
872 MEDICAL INSTRUMENTS NES	5	59	37	642 PAPER, PAPERBOARD, CUT ETC	33 679	12 163	7 735
874 MEASURE, CONTROL INSTRMNT	63	2 565	1 644	651 TEXTILE YARN	5 051	4 319	2 739
881 PHOTOGRAPH APPAR. ETC. NES	1	248	163	652 COTTON FABRICS, WOVEN	1 393	2 969	1 870
882 PHOTO. CINEMATOGPH. SUPPL	7	56	39	653 FABRICS, MAN-MADE FIBRES	2 357	6 136	3 953
892 PRINTED MATTER	118	176	113	654 OTH. TEXTILE FABRIC, WOVEN	162	744	471
893 ARTICLES, NES, OF PLASTICS	16	112	72	655 KNIT, CROCHET, FABRIC NES	246	539	338
896 WORKS OF ART, ANTIQUE ETC	2	94	63	656 TULLE, LACE, EMBROIDRY, ETC	149	477	304
897 GOLD, SILVERWARE, JEWEL NES		74	48	657 SPECIAL YARN, TXTL. FABRIC	15 607	10 339	6 617
899 MISC MANUFCTRD GOODS NES	15	60	39	658 TEXTILE ARTICLES NES	1 214	2 614	1 712
961 COIN NONGOLD NONCURRENT	14	250	152	659 FLOOR COVERINGS, ETC.	5 231	6 141	3 896
EXPORTS	10 805 092	4 233 612	2 712 354	661 LIME, CEMENT, CONSTR. MATRL	25 635	2 964	1 879
				662 CLAY, REFRCT. CONSTR. MATRL	243 993	26 558	16 916
				663 MINERAL MANUFACTURES, NES	24 178	11 959	7 686
				664 GLASS	39 960	5 277	3 397
				665 GLASSWARE	16 082	6 792	4 355
				666 POTTERY	1 887	4 543	2 909
				667 PEARLS, PRECIOUS STONES	.	.	.



7 IMPORTS AND EXPORTS (SPECIAL TRADE) BY COUNTRIES OF PRODUCTION AND CONSUMPTION AND BY GROUPS OF THE SITC-REV. III 1992

GROUP DESCRIPTION	DT = 100 KG	1 000 DM	1 000 \$	GROUP DESCRIPTION	DT = 100 KG	1 000 DM	1 000 \$
671 PIG IRON, SPIEGELEISN, ETC	826	141	85	895 OFFICE, STATIONERY SUPPLS	4 888	14 911	9 563
672 INGOTS ETC. IRON OR STEEL	4 827	680	430	897 GOLD, SILVERWARE, JEWEL	47	5 524	3 512
673 FLAT-ROLLED IRON ETC.	1 058 845	72 566	45 991	898 MUSICAL INSTRUMENTS, ETC.	1 098	4 518	2 897
674 FLAT-ROLLED PLATED IRON	110 956	13 100	8 270	899 MISC MANUFCTRD GOODS NES	4 937	20 445	12 687
675 FLAT-ROLLED, ALLOY STEEL	21 313	7 140	4 445	941 COMPL IND PLANT CHAPT 99	2 932	12 526	8 225
676 IRON, STL. BAR, SHAPES ETC.	58 542	5 060	3 223	971 GOLD, NONMONTRY EXCL ORES	146	250 916	160 615
678 WIRE OF IRON OR STEEL	687	253	161				
679 TUBES, PIPES, ETC. IRON, STL	324 223	55 029	34 669	KUWAIT			
681 SILVER, PLATINUM, ETC.	14	524	332	IMPORTS	4 282 607	96 149	62 828
682 COPPER	19 331	12 356	7 977				
683 NICKEL	99	309	199	291 CRUDE ANIMAL MATERLS. NES	256	427	271
684 ALUMINIUM	67 377	39 300	25 110	333 PETROLEUM OILS, CRUDE	4 011 858	79 677	52 314
685 LEAD	3 601	735	462	334 PETROLEUM PRODUCTS	267 363	7 813	4 946
686 ZINC	1 162	324	216	663 MINERAL MANUFACTURES, NES	761	480	306
689 MISC. NON-FERR. BASE METAL	14	160	102	682 COPPER	196	61	38
691 METALLIC STRUCTURES NES	45 472	36 578	23 143	713 INTRNL COMBUS PSTN ENGIN	151	455	286
692 CONTAINERS, STORAGE, TRNSP	9 959	7 375	4 985	716 ROTATING ELECTRIC PLANT	23	66	44
693 WIRE PRODUCTS EXCL. ELECT	3 074	2 142	1 372	764 TELECOMM. EQUIP. PARTS NES	8	794	504
694 NAILS, SCREWS, NUTS, ETC.	6 672	7 039	4 510	772 ELEC. SWITCH, RELAY, CIRCUIT	32	227	143
695 TOOLS	12 116	29 805	19 051	774 ELECTRO-MEDCL. XRAY EQUIP	4	100	63
696 CUTLERY	1 491	9 174	5 809	776 TRANSISTORS, VALVES, ETC.	1	129	89
697 HOUSEHOLD EQUIPMENT, NES	3 389	9 553	6 053	781 PASS. MOTOR VEHCLS. EX. BUS	170	419	280
699 MANUFACT. BASE METAL, NES	24 206	32 772	20 956	792 AIRCRAFT, ASSOCTD. EQUIPNT	4	542	358
700 CPL IND PLANT (84/85/87)	7 107	98 208	62 935	742 WOMEN, GIRL CLOTHNG, KNIT	17	122	82
711 STEAM GENER. BOILERS, ETC.	2 995	8 918	5 418	845 OTHR. TEXTILE APPAREL, NES	126	137	95
712 STEAM TURBINES	94	3 770	2 457	874 MEASURE, CONTROL INSTRMNT	3	237	151
713 INTRNL COMBUS PSTN ENGIN	19 780	64 678	41 351	899 MISC MANUFCTRD GOODS NES	1	311	197
714 ENGINES, MOTORS NON-ELECT	81	19 773	12 439	EXPORTS	1 509 282	865 548	555 706
716 ROTATING ELECTRIC PLANT	11 060	26 244	16 875	001 LIVE ANIMALS	14 651	5 019	3 117
718 OTH. POWR. GENRTNG. MACHNRY	936	3 772	2 369	011 BOVINE MEAT	3 964	1 151	749
721 AGRIC. MACHINES, EX. TRACTR	21 204	28 755	18 296	017 MEAT, OFFL. PRPD, PRSVD, NES	90	58	40
722 TRACTORS	8 903	11 593	7 436	022 MILK AND CREAM	2 727	761	481
723 CIVIL ENGINEERING EQUIPT	17 315	27 527	17 664	023 BUTTER, OTHER FAT OF MILK	1 447	450	286
724 TEXTILE, LEATHER MACHINES	7 166	27 891	17 579	024 CHEESE AND CURD	7 468	3 483	2 209
725 PAPER, PULP, MILL MACHINES	1 857	7 555	4 809	037 FISH ETC. PRPD, PRSVD, NES	16	86	54
726 PRINTNG, BOOKBINDNG MACHS	7 460	38 143	24 680	048 CEREAL PREPARATIONS	6 338	5 161	3 340
727 FOOD-PROCESS. MCH. NON DOM	1 236	5 637	3 541	056 VEGETABLES, PRPD, PRSVD, NES	159	61	41
728 OTH. MACH. PTS, SPCL INDUST	37 900	125 136	79 953	058 FRUIT, PRESERVED, PREPARED	294	115	74
731 METAL REMOVAL WORK TOOLS	2 912	5 077	3 302	059 FRUIT, VEGETABLE JUICES	325	68	43
733 MACH-TOOLS, METAL-WORKING	4 492	11 130	7 236	061 SUGARS, MOLASSES, HONEY	298 218	13 915	8 836
735 PARTS, NES, FOR MACH-TOOLS	1 041	6 101	3 947	062 SUGAR CONFECTIONERY	1 065	601	383
737 METALWORKING MACHNRY NES	2 802	6 796	4 320	071 COFFEE, COFFEE SUBSTITUTE	253	277	182
741 HEATING, COOLNG EQUIP, PART	29 356	97 287	61 958	073 CHOCOLATE, OTH. COCOA PREP	679	495	312
742 PUMPS FOR LIQUIDS, PARTS	12 626	51 821	33 171	098 EDIBLE PROD. PREPRTNS, NES	3 719	3 431	2 214
743 PUMPS NES, CENTRIFUGS ETC	8 588	33 969	43 634	111 NON-ALCOHOL. BEVERAGE, NES	1 557	360	226
744 MECHANICAL HANDLING EQUIP	37 762	67 509	30 985	112 ALCOHOLIC BEVERAGES	215	46	31
745 OTH. NONELEC MCH, TOOL, NES	9 409	48 416	3 853	122 TOBACCO, MANUFACTURED	247	563	363
746 BALL OR ROLLER BEARINGS	1 361	6 036	51 834	232 SYNTHETIC RUBBER, ETC.	735	259	167
747 TAPS, COCKS, VALVES, ETC.	27 278	81 175	12 658	273 STONE, SAND AND GRAVEL	3 440	183	118
748 TRANSMISSIONS SHAFTS ETC	4 684	19 805	18 651	282 FERROUS WASTE AND SCRAP	1 856	53	33
749 NON-ELECT MACH. PARTS, ETC	9 100	28 840	1 892	285 ALUMINIUM ORE, CONCTR. ETC	1 185	934	624
751 OFFICE MACHINES	1 378	4 685	770	292 CRUDE VEG. MATERIALS, NES	1 53	69	41
752 AUTOMATC. DATA PROC. EQUIP	504	9 962	505	322 BRIQUETTES, LIGNITE, PEAT	17 819	454	296
759 PARTS, FOR OFFICE MACHINES	228	2 969	377	334 PETROLEUM PRODUCTS	3 071	747	471
761 TELEVISION RECEIVERS ETC	242	1 215	26 338	335 RESIDUAL PETROL. PRODUCTS	469	124	77
762 RADIO-BROADCAST RECEIVER	63	787	12 794	422 FIXED VEG. FAT, OILS, OTHR	260	133	89
763 SOUND RECORDER, PHONOGRPH	32	595	49 266	511 HYDROCARBONS, NES, DERIVTS	5 963	1 195	765
764 TELECOMM. EQUIP. PARTS NES	4 009	40 892	28 199	512 ALCOHOL, PHENOL, ETC. DERIV	213	171	106
771 ELECT POWER MACHNRY. PARTS	13 766	19 785	22 210	513 CARBOXYLIC ACIDS, DERIVTS	725	287	179
772 ELEC. SWITCH. RELAY. CIRCUIT	14 397	76 894	55 869	514 NITROGEN-FUNCT. COMPOUNDS	6 242	1 727	1 156
773 ELECTR DISTRIBT. EQPT NES	36 732	44 337	1 457	515 ORGANO-INORGANIC COMPNDS	65	180	115
774 ELECTRO-MEDCL. XRAY EQUIP	1 443	35 117	39 206	516 OTHER ORGANIC CHEMICALS	69	171	106
775 DOM. ELEC. NON-ELEC. EQUIPT	14 224	24 589	196 525	522 INORGANIC CHEM. ELEMENTS	1 983	398	258
776 TRANSISTORS, VALVES, ETC.	63	2 240	112 293	523 METAL. SALTS, INORGAN. ACID	10 543	910	566
778 ELECTRIC. MACH. APPART. NES	52 536	61 541	85 370	524 OTHER CHEMICAL COMPOUNDS	173	71	45
781 PASS. MOTOR VEHCLS. EX. BUS	73 832	313 256	140 477	531 SYNTH. COLOURS, LAKES, ETC.	237	499	318
782 GOODS, SPCL TRANSPORT VEH	168 566	174 119	312	533 PIGMENTS, PAINTS, ETC.	11 738	4 174	2 671
783 ROAD MOTOR VEHICLES NES	130 131	133 262	28 046	541 MEDICINES, ETC. EXC. GRP542	514	4 447	2 832
784 PARTS, TRACTORS, MOTOR VEH	110 826	219 645	1 625	542 MEDICAMENTS	5 504	11 680	7 485
785 CYCLES, MOTORCYCLES ETC.	429	483	18 791	551 ESSNTL. OIL, PERFUME, FLAVR	61	114	73
786 TRAILERS, SEMI-TRAILR, ETC	88 182	43 899	4 057	553 PERFUMERY, COSMETICS, ETC.	6 989	10 568	6 811
791 RAILWAY VEHICLES. EQUIPNT	487	2 564	69	554 SOAP, CLEANERS, POLISH, ETC	4 502	2 141	1 366
792 AIRCRAFT, ASSOCTD. EQUIPNT	457	27 846	1 846	562 FERTILIZER, EXCEPT GRP272	1 128	107	70
800 CPL IND PLANT CHAP 90/94	57	6 287	18 148	571 POLYMERS OF ETHYLENE	648	130	82
811 PREFABRICATED BUILDINGS	252	114	14 580	572 POLYMERS OF STYRENE	362	62	40
812 PLUMBNG, SANITRY, EQPT. ETC	4 138	2 871	1 995	573 POLYMERS, VINYL CHLORIDE	935	263	170
813 LIGHTING FIXTURES ETC. NES	6 903	28 650	3 502	574 POLYACETAL, POLYCARBONATE	9 626	1 889	1 208
821 FURNITURE, CUSHIONS, ETC.	33 348	22 685	6 936	575 OTH. PLASTIC, PRIMARY FORM	9 123	2 050	1 322
831 TRUNK, SUITCASES, BAG, ETC	247	3 131	211	581 PLASTIC TUBE, PIPE, HOSE	884	1 635	1 057
841 MENS, BOYS CLOTHING, X-KNIT	420	5 550	1 924	582 PLASTIC PLATE, SHEETS, ETC	2 317	2 961	1 879
842 WOMEN, GIRL CLOTHING, X-KNIT	606	10 933	3 556	583 MONOFILAMENT OF PLASTICS	455	282	188
843 MENS, BOYS CLOTHING, KNIT	43	330	859	591 INSECTICIDES, ETC.	573	774	504
844 WOMEN, GIRLS CLOTHING, KNIT	256	3 053	644	592 STARCHES, INULIN, ETC.	1 825	1 411	921
845 OTHR. TEXTILE APPAREL, NES	384	5 596	2 224	597 PREPRED ADDITIVES, LIQUIDS	1 008	365	231
846 CLOTHING ACCESSRS, FABRIC	157	1 353	1 999	598 MISC. CHEMICAL PRODTS. NES	16 380	5 308	3 422
848 CLOTHING, NONTXTL; HEADGEAR	366	1 019	27 325	600 CPL IND PLANT CHAP 69-76	98	1 026	653
851 FOOTWEAR	536	3 514	1 237	611 LEATHER	11	56	36
871 OPTICAL INSTRUMENTS, NES	62	3 093	39 930	612 MANUFACT. LEATHER ETC. NES	7	81	53
872 MEDICAL INSTRUMENTS NES	2 758	42 477	2 782	621 MATERIALS OF RUBBER	393	400	254
873 METERS, COUNTERS, NES	279	1 925	6 398	625 RUBBER TYRES, TUBES, ETC.	1 651	1 299	844
874 MEASURE, CONTROL INSTRMNT	2 703	60 974	4 763	629 ARTICLES OF RUBBER, NES	279	863	550
881 PHOTOGRAPH APPAR. ETC. NES	596	4 391	3 828	634 VENEERS, PLYWOOD, ETC.	1 291	269	173
882 PHOTO. CINEMATOGRPH. SUPPL	8 535	9 966	4 184	635 WOOD MANUFACTURES, NES	1 332	570	359
884 OPTICAL GOODS NES	66	7 336	3 922	641 PAPER AND PAPERBOARD	25 627	4 816	3 096
885 WATCHES AND CLOCKS	435	6 023	26 300	642 PAPER, PAPERBOARD, CUT ETC	5 119	2 508	1 602
891 ARMS AND AMMUNITION	2 066	6 486	1 443	651 TEXTILE YARN	32	134	81
892 PRINTED MATTER	2 517	6 043					
893 ARTICLES, NES, OF PLASTICS	30 150	40 900					
894 BABY CARRIAGE, TOYS, GAMES	2 443	2 216					



## 7 IMPORTS AND EXPORTS (SPECIAL TRADE) BY COUNTRIES OF PRODUCTION AND CONSUMPTION AND BY GROUPS OF THE SITC-REV. III 1992

GROUP DESCRIPTION	DT = 100 KG	1 000 DM	1 000 \$	GROUP DESCRIPTION	DT = 100 KG	1 000 DM	1 000 \$
652 COTTON FABRICS, WOVEN	210	858	550	882 PHOTO.CINEMATOGPH.SUPPL	2 599	3 472	2 205
653 FABRICS,MAN-MADE FIBRES	1 047	4 577	2 919	884 OPTICAL GOODS NES	7	2 093	1 346
654 OTH.TEXTILE FABRIC,WOVEN	100	590	371	885 WATCHES AND CLOCKS	29	1 679	1 071
655 KNIT.CROCHET.FABRIC NES	97	310	197	891 ARMS AND AMMUNITION	3	58	37
657 SPECIAL YARN,TXTL.FABRIC	912	1 104	711	892 PRINTED MATTER	774	1 846	1 203
658 TEXTILE ARTICLES NES	128	499	319	893 ARTICLES,NES,OF PLASTICS	4 101	6 998	4 459
659 FLOOR COVERINGS, ETC.	635	545	354	894 BABY CARRIAGE, TOYS,GAMES	1 064	1 404	898
661 LIME,CEMENT,CONSTR.MATRL	4 550	866	571	895 OFFICE,STATIONERY SUPPLS	1 581	4 090	2 617
662 CLAY,REFRCT.CONSTR.MATRL	27 584	3 672	2 345	897 GOLD,SILVERWARE,JEWEL NES	10	1 645	1 045
663 MINERAL MANUFACTURES,NES	2 039	1 593	1 004	898 MUSICAL INSTRUMENTS,ETC.	48	1 919	1 219
664 GLASS	1 324	611	395	899 MISC MANUFCTRD GOODS NES	809	2 974	1 912
665 GLASSWARE	569	933	597	941 COMPL IND PLANT CHAPT 99	829	509	342
666 POTTERY	542	1 268	806	971 GOLD,NONMONTY EXCL ORES	16	24 876	15 864
667 PEARLS,PRECIOUS STONES	.	.	.				
673 FLAT-ROLLED IRON ETC.	7 958	534	341	BAHRAIN			
674 FLAT-ROLLED PLATED IRON	7 788	620	391				
676 IRON,STL,BAR,SHAPES ETC.	1 406	243	155	IMPORTS	97 835	51 496	33 347
678 WIRE OF IRON OR STEEL	146	51	33				
679 TUBES,PIPES,ETC.IRON,STL	674 347	56 846	37 267	288 NON-FERROUS WASTE,SCRAP	2 654	614	410
681 SILVER,PLATINUM,ETC.	15	377	240	291 CRUDE ANIMAL MATERLS,NES	22	148	91
682 COPPER	540	832	522	673 FLAT-ROLLED IRON ETC.	196	65	44
683 NICKEL	55	176	118	684 ALUMINIUM	92 373	25 427	16 531
684 ALUMINIUM	4 185	3 065	2 027	713 INTRNL COMBUS PSTN ENGIN	114	66	46
691 METALLIC STRUCTURES NES	16 728	4 255	2 743	714 ENGINES,MOTORS NON-ELECT	13	755	474
692 CONTAINERS,STORAGE,TRNSP	481	616	406	716 ROTATING ELECTRIC PLANT	76	77	53
693 WIRE PRODUCTS EXCL.ELECT	422	333	214	728 OTH.MACH,PTS,SPCL INDUST	117	81	51
694 NAILS,SCREWS,NUTS,ETC.	589	437	281	741 HEATING,COOLING EQUIP,PART	86	55	55
695 TOOLS	2 293	6 550	4 179	743 PUMPS,NES,CENTRIFUGS ETC	9	95	58
696 CUTLERY	181	1 152	737	747 TAPS,COCKS,VALVES,ETC.	1	256	165
697 HOUSEHOLD EQUIPMENT,NES	434	1 173	759	764 TELECOMM.EQUIP,PARTS NES	109	68	68
699 MANUFACTS.BASE METAL,NES	3 730	4 659	3 018	771 ELECT POWER MACHNY,PARTS	12	52	36
700 CPL IND PLANT (84/85/87)	8 201	22 557	15 265	776 TRANSISTORS,VALVES,ETC.	1	144	88
711 STEAM GENER. BOILERS,ETC.	2 196	5 179	3 299	778 ELECTRIC.MACH.APPART.NES	2	55	38
712 STEAM TURBINES	10	193	126	781 PASS.MOTOR VEHCLS.EX.BUS	63	310	205
713 INTRNL COMBUS PSTN ENGIN	998	5 780	3 754	792 AIRCRAFT,ASSOCTD.EQUIPNT	18	1 772	1 186
714 ENGINES,MOTORS NON-ELECT	5	555	374	821 FURNITURE,CUSHIONS,ETC.	48	61	37
716 ROTATING ELECTRIC PLANT	1 558	3 736	2 383	841 MENS,BOYS CLOTHNG,X-KNIT	82	277	172
718 OTH.POWR.GENRTNG MACHNY	23	293	187	874 MEASURE,CONTROL INSTRMNT	6	1 104	723
721 AGRIC.MACHINES,EX.TRACTR	1 985	2 833	1 871	885 WATCHES AND CLOCKS	133	83	83
722 TRACTORS	120	212	128	893 ARTICLES,NES,OF PLASTICS	2	62	39
723 CIVIL ENGINEERING EQUIPT	5 596	4 120	2 652				
724 TEXTILE,LEATHER MACHINES	57	565	366	EXPORTS	644 193	342 875	216 877
725 PAPER,PULP MILL MACHINES	552	1 372	866				
726 PRINTING,BOOKBINDING MACHS	4 059	18 668	11 768	001 LIVE ANIMALS	279	402	266
727 FOOD-PROCESS.MCH.NON DOM	1 572	7 667	4 738	012 OTHER MEAT, MEAT OFFAL	695	81	51
728 OTH.MACH,PTS,SPCL INDUST	4 817	12 541	7 970	017 MEAT,OFFL.PRPD,PRSD,NES	152	153	101
731 METAL REMOVAL WORK TOOLS	715	1 892	1 196	022 MILK AND CREAM	11 883	1 844	1 188
733 MACH-TOOLS,METAL-WORKING	1 112	3 416	2 142	023 BUTTER,OTHER FAT OF MILK	365	97	65
735 PARTS,NES,FOR MACH-TOOLS	622	467	299	024 CHEESE AND CURD	2 488	1 403	904
737 METALWORKING MACHNY NES	269	1 227	795	048 CEREAL PREPARATIONS	2 421	1 756	1 143
741 HEATING,COOLING EQUIP,PART	2 119	8 380	5 362	054 VEGETABLES	507	134	79
742 PUMPS FOR LIQUIDS,PARTS	949	6 268	3 999	056 VEGETABLES,PRPD,PRSD,NES	146	71	44
743 PUMPS NES,CENTRIFUGS ETC	1 116	4 434	2 825	058 FRUIT,PRESERVED,PREPARED	199	65	39
744 MECHANICAL HANDLING EQUIP	11 479	18 702	11 951	061 SUGARS,MOLASSES,HONEY	157 026	6 417	4 039
745 OTH.NONELEC MCH,TOOL,NES	2 052	8 902	5 660	062 SUGAR CONFECTIONERY	219	133	90
746 BALL OR ROLLER BEARINGS	398	1 259	797	071 COFFEE,COFFEE SUBSTITUTE	87	100	65
747 TAPS,COCKS,VALVES,ETC.	3 844	14 651	9 406	072 COCOA	254	76	51
748 TRANSMISSIONS SHAFTS ETC	288	1 528	984	073 CHOCOLATE,OTH.COCOA PREP	217	185	119
749 NON-ELECT MACH.PARTS,ETC	496	2 725	1 759	091 MARGARINE AND SHORTENING	372	100	60
751 OFFICE MACHINES	469	1 699	1 108	098 EDIBLE PROD.PREPRTS,NES	575	536	334
752 AUTOMATC.DATA PROC.EQUIP	239	6 403	4 096	111 NON-ALCOHOL.BEVERAGE,NES	665	66	42
759 PARTS,FOR OFFICE MACHINS	16	681	441	112 ALCOHOLIC BEVERAGES	2 507	602	387
761 TELEVISION RECEIVERS ETC	576	1 662	1 083	122 TOBACCO, MANUFACTURED	535	1 006	637
762 RADIO-BROADCAST RECEIVER	18	416	263	278 OTHER CRUDE MINERALS	4 233	53	34
763 SOUND RECORDER,PHONOGRPH	8	192	121	322 BRIQUETTES,LIGNITE,PEAT	6 109	163	106
764 TELECOMM.EQUIP,PARTS NES	1 463	30 371	19 503	334 PETROLEUM PRODUCTS	2 955	306	195
771 ELECT POWER MACHNY,PARTS	1 565	2 431	1 549	335 RESIDUAL PETROL.PRODUCTS	240 925	7 806	4 916
772 ELEC.SWITCH.RELAY.CIRCUIT	2 089	17 815	11 259	511 HYDROCARBONS,NES,DERIVTS	1 757	329	217
773 ELECTR DISTRIB.EQPT NES	5 904	7 242	4 628	514 NITROGEN-FUNCT.COMPOUNDS	459	132	87
774 ELECTRO-MEDCL.XRAY EQUIP	132	3 763	2 415	516 OTHER ORGANIC CHEMICALS	124	128	84
775 DOM.ELEC, NON-ELEC.EQUIPT	9 200	10 077	6 497	522 INORGANIC CHEM.ELEMENTS	2 700	700	455
776 TRANSISTORS,VALVES,ETC.	16	1 003	705	523 METAL.SALTS, INDRGAN.ACID	19 762	2 217	1 352
778 ELECTRIC.MACH.APPART.NES	5 300	11 798	7 566	533 PIGMENTS, PAINTS, ETC.	1 579	972	624
781 PASS.MOTOR VEHCLS.EX.BUS	37 581	135 052	85 151	541 MEDICINES,ETC.EXC.GRP542	142	1 123	715
782 GOODS,SPCL TRANSPORT VEH	47 421	63 277	41 376	542 MEDICAMENTS	897	3 241	2 059
783 ROAD MOTOR VEHICLES NES	6 461	6 193	3 897	551 ESSNTL.OIL,PERFUME,FLAVR	20	88	58
784 PARTS,TRACTORS,MOTOR VEH	12 090	39 985	25 734	553 PERFUMERY,COSMETICS,ETC.	2 086	3 758	2 418
785 CYCLES,MOTORCYCLES ETC.	30	146	90	554 SOAP,CLEANERS,POLISH,ETC	883	461	287
786 TRAILERS,SEMI-TRAILR,ETC	9 820	8 835	5 860	572 POLYMERS OF STYRENE	1 812	236	154
792 AIRCRAFT,ASSOCTD.EQUIPNT	8	4 314	2 817	575 OTH.PLASTIC,PRIMARY FORM	7 297	1 423	928
793 SHIP,BOAT,FLOAT.STRUCTRS	10 470	15 077	10 176	579 PLASTIC WASTE, SCRAP ETC	155	45	31
800 CPL IND PLANT CHAP 90/94	26	1 835	1 225	581 PLASTIC TUBE,PIPE,HOSE	247	184	115
812 PLUMBNG,SANITRY,EQPT.ETC	836	891	587	582 PLASTIC PLATE,SHEETS,ETC	525	647	413
813 LIGHTNG FIXTURES ETC.NES	1 521	4 386	2 826	591 INSECTICIDES, ETC.	106	84	55
821 FURNITURE,CUSHIONS,ETC.	8 622	10 611	6 708	592 STARCHES,INULIN,ETC.	788	342	222
831 TRUNK,SUITCASES,BAG,ETC	121	885	573	598 MISC.CHEMICAL PROOTS,NES	21 725	4 917	3 114
841 MENS,BOYS CLOTHING,X-KNIT	436	4 972	3 170	600 CPL IND PLANT CHAP 69-76	3 278	4 193	2 630
842 WOMEN,GIRL CLOTHING,XKNIT	291	5 445	3 466	621 MATERIALS OF RUBBER	261	281	182
843 MENS,BOYS CLOTHING,KNIT	29	118	74	625 RUBBER TYRES,TUBES,ETC.	5 219	4 860	3 140
844 WOMEN,GIRLS CLOTHING,KNIT	103	1 676	1 059	629 ARTICLES OF RUBBER, NES	115	489	307
845 OTHR.TEXTILE APPAREL,NES	203	2 949	1 877	634 VENEERS, PLYWOOD, ETC.	1 083	154	103
846 CLOTHING ACCESSRS,FABRIC	67	566	355	635 WOOD MANUFACTURES, NES	129	81	51
848 CLOTHING,NONXTL;HEADGEAR	81	355	233	641 PAPER AND PAPERBOARD	7 653	1 234	796
851 FOOTWEAR	247	1 729	1 107	642 PAPER,PAPERBOARD,CUT ETC	4 623	1 606	1 034
871 OPTICAL INSTRUMENTS,NES	23	1 486	969	651 TEXTILE YARN	5	135	89
872 MEDICAL INSTRUMENTS NES	593	6 687	4 366	652 COTTON FABRICS, WOVEN	25	96	62
873 METERS,COUNTERS,NES	5	394	248	653 FABRICS,MAN-MADE FIBRES	69	376	240
874 MEASURE,CONTROL INSTRMNT	671	13 179	8 485	655 KNIT.CROCHET.FABRIC NES	19	59	34
881 PHOTOGRAPH APPAR.ETC.NES	294	2 476	1 581	657 SPECIAL YARN,TXTL.FABRIC	561	1 123	725



## 7 IMPORTS AND EXPORTS (SPECIAL TRADE) BY COUNTRIES OF PRODUCTION AND CONSUMPTION AND BY GROUPS OF THE SITC-REV. III 1992

GROUP DESCRIPTION	DT = 100 KG	1 000 DM	1 000 \$	GROUP DESCRIPTION	DT = 100 KG	1 000 DM	1 000 \$
658 TEXTILE ARTICLES NES	174	381	244	QATAR			
659 FLOOR COVERINGS, ETC.	43	138	92	IMPORTS	594 331	23 381	15 493
661 LIME, CEMENT, CONSTR. MATRL	825	158	109				
662 CLAY, REFRCT. CONSTR. MATRL	2 857	743	469	042 RICE	230	103	66
663 MINERAL MANUFACTURES, NES	829	828	535	098 EDIBLE PROD. PREPRTNS, NES	16	73	46
664 GLASS	1 145	161	98	333 PETROLEUM OILS, CRUDE	591 266	13 269	9 117
665 GLASSWARE	236	306	197	541 MEDICINES, ETC. EXC. GRP542	20	53	38
666 POTTERY	70	93	59	679 TUBES, PIPES, ETC. IRON, STL	1 594	106	64
667 PEARLS, PRECIOUS STONES	*	*	*	716 ROTATING ELECTRIC PLANT	27	51	32
671 PIG IRON, SPIEGELEISN, ETC	2 531	323	211	728 OTH. MACH. PTS, SPCL INDUST	30	75	50
673 FLAT-ROLLED IRON ETC.	3 074	279	176	743 PUMPS NES, CENTRIFUGS ETC	101	4 040	2 498
676 IRON, STL. BAR, SHAPES ETC.	7 791	595	383	813 LIGHTING FIXTURES ETC. NES	45	48	31
679 TUBES, PIPES, ETC. IRON, STL	2 316	836	526	842 WOMEN, GIRL CLOTHNG, XKNIT	13	70	45
682 COPPER	535	361	237	874 MEASURE, CONTROL INSTRMNT		88	58
684 ALUMINIUM	672	665	438	885 WATCHES AND CLOCKS		87	56
689 MISC. NON-FERR. BASE METAL	2 088	639	439	EXPORTS	238 687	201 576	129 403
691 METALLIC STRUCTURES NES	3 969	930	602				
692 CONTAINERS, STORAGE, TRNSP	252	339	217	001 LIVE ANIMALS	1 521	673	445
693 WIRE PRODUCTS EXCL. ELECT	169	55	34	011 BOVINE MEAT	261	139	87
694 NAILS, SCREWS, NUTS, ETC.	512	419	270	022 MILK AND CREAM	3 661	592	385
695 TOOLS	523	1 401	895	024 CHEESE AND CURD	369	211	136
696 CUTLERY	61	526	333	048 CEREAL PREPARATIONS	433	292	193
697 HOUSEHOLD EQUIPMENT, NES	208	479	309	054 VEGETABLES	678	148	87
699 MANUFACTS. BASE METAL, NES	2 977	2 426	1 560	061 SUGARS, MOLASSES, HONEY	19 079	907	546
700 CPL IND PLANT (84/85/87)	17 226	83 316	52 370	071 COFFEE, COFFEE SUBSTITUTE	80	76	47
711 STEAM GENER. BOILERS, ETC.	205	219	151	081 ANIMAL FEED STUFF	615	121	76
712 STEAM TURBINES	2	51	32	098 EDIBLE PROD. PREPRTNS, NES	361	661	408
713 INTRNL COMBUS PSTN ENGIN	190	1 443	938	111 NON-ALCOHOL. BEVERAGE, NES	653	112	72
714 ENGINES, MOTORS NON-ELECT	35	3 605	2 295	112 ALCOHOLIC BEVERAGES	318	51	32
716 ROTATING ELECTRIC PLANT	199	880	558	122 TOBACCO, MANUFACTURED	128	240	150
718 OTH. POWR. GENRTNG. MACHNRY	13	82	55	232 SYNTHETIC RUBBER, ETC.	140	57	38
721 AGRIC. MACHINES, EX. TRACTR	43	61	40	322 BRIQUETTES, LIGNITE, PEAT	6 372	115	72
723 CIVIL ENGINEERING EQUIPT	315	899	580	334 PETROLEUM PRODUCTS	4 876	463	290
724 TEXTILE, LEATHER MACHINES	51	252	165	335 RESIDUAL PETROL. PRODUCTS	1 457	88	55
725 PAPER, PULP MILL MACHINES	42	235	150	511 HYDROCARBONS, NES, DERIVTS	736	127	81
726 PRINTNG, BDDKBNDNG MACHS	38	415	270	513 CARBOXYLIC ACIDS, DERIVTS	764	1 482	940
727 FOOD-PROCESS. MCH. NON DOM	24	122	80	514 NITROGEN-FUNCT. COMPOUNDS	971	470	304
728 OTH. MACH. PTS, SPCL INDUST	2 977	9 256	5 926	522 INORGANIC CHEM. ELEMENTS	1 898	454	294
731 METAL REMOVAL WORK TOOLS	873	3 057	1 860	523 METAL. SALTS, INORGAN. ACID	7 131	439	278
733 MACH-TOOLS, METAL-WORKING	228	795	503	531 SYNTH. COLOURS, LAKES, ETC.	23	58	36
735 PARTS, NES, FOR MACH-TOOLS	84	598	394	533 PIGMENTS, PAINTS, ETC.	275	343	219
737 METALWORKING MACHNRY NES	265	1 167	747	541 MEDICINES, ETC. EXC. GRP542	93	569	362
741 HEATING, COOLING EQUIP, PART	14 934	6 737	4 268	542 MEDICAMENTS	355	2 535	1 585
742 PUMPS FOR LIQUIDS, PARTS	879	2 503	1 624	551 ESSNTL. OIL, PERFUME, FLAVR	56	137	85
743 PUMPS NES, CENTRIFUGS ETC	254	2 004	1 276	553 PERFUMERY, COSMETICS, ETC.	1 550	1 976	1 275
744 MECHANICAL HANDLING EQUIP	7 245	16 295	10 179	554 SOAP, CLEANERS, POLISH, ETC	375	214	137
745 OTH. NONELEC MCH, TOOL, NES	907	4 877	3 277	572 POLYMERS OF STYRENE	500	80	50
746 BALL OR ROLLER BEARINGS	11	160	102	574 POLYACETAL, POLYCARBONATE	1 094	341	220
747 TAPS, COCKS, VALVES, ETC.	779	3 170	2 043	575 OTH. PLASTIC, PRIMARY FORM	1 520	587	383
748 TRANSMISSIONS SHAFTS ETC	169	725	466	582 PLASTIC PLATE, SHEETS, ETC	360	439	286
749 NON-ELECT MACH. PARTS, ETC	259	1 023	653	591 INSECTICIDES, ETC.	740	415	264
751 OFFICE MACHINES	141	405	258	592 STARCHES, INULIN, ETC.	525	240	157
752 AUTOMATC. DATA PROC. EQUIP	95	2 577	1 608	597 PREPRD ADDITIVES, LIQUIDS	166	69	43
759 PARTS, FOR OFFICE MACHINS	30	190	119	598 MISC. CHEMICAL PRODTNS, NES	1 256	727	464
761 TELEVISION RECEIVERS ETC	54	228	151	612 MANUFACT. LEATHER ETC. NES	6	85	56
764 TELECOMM. EQUIP. PARTS NES	118	3 015	1 949	621 MATERIALS OF RUBBER	339	154	99
771 ELECT POWER MACHNRY, PARTS	492	640	414	625 RUBBER TYRES, TUBES, ETC.	651	480	305
772 ELEC. SWITCH, RELAY, CIRCUIT	880	4 664	2 891	629 ARTICLES OF RUBBER, NES	156	332	218
773 ELECTR. DISTRIBUT. EQPT NES	844	1 745	1 101	634 VENEERS, PLYWOOD, ETC.	69	178	109
774 ELECTRO-MEDCL. XRAY EQUIP	43	1 525	973	641 PAPER AND PAPERBOARD	6 754	1 091	709
775 DOM. ELEC. NON-ELEC. EQUIPT	785	1 797	1 139	642 PAPER, PAPERBOARD, CUT ETC	1 714	919	575
776 TRANSISTORS, VALVES, ETC.	40	144	93	652 COTTON FABRICS, WOVEN	49	139	86
778 ELECTRIC MACH. APPART. NES	11 790	5 664	3 640	653 FABRICS, MAN-MADE FIBRES	44	281	176
781 PASS. MOTOR VEHCLS. EX. BUS	8 604	38 647	24 458	654 OTH. TEXTILE FABRIC, WOVEN	12	84	58
782 GOODS, SPCL. TRANSPORT VEH	2 232	1 644	1 045	655 KNIT. CROCHET. FABRIC NES	21	57	36
783 ROAD MOTOR VEHICLES NES	1 269	291	183	657 SPECIAL YARN, TXTL. FABRIC	46	1 102	737
784 PARTS, TRACTORS, MOTOR VEH	1 677	6 749	4 340	658 TEXTILE ARTICLES NES	32	192	125
786 TRAILERS, SEMI-TRAILER, ETC	276	346	227	659 FLOOR COVERINGS, ETC.	39	73	46
792 AIRCRAFT, ASSOCTO. EQUIPNT	32	3 321	2 100	661 LIME, CEMENT, CONSTR. MATRL	35 022	541	355
800 CPL IND PLANT CHAP 90/94	2	130	80	662 CLAY, REFRCT. CONSTR. MATRL	22 425	3 211	2 102
812 PLUMBNG, SANITRY, EQPT, ETC	156	164	103	663 MINERAL MANUFACTURES, NES	1 272	821	522
813 LIGHTNG FIXTURES ETC. NES	393	1 377	875	664 GLASS	284	176	109
821 FURNITURE, CUSHIONS, ETC.	1 855	1 837	1 167	665 GLASSWARE	240	326	206
831 TRUNK, SUITCASES, BAG, ETC	42	365	232	666 POTTERY	125	468	294
841 MENS, BOYS CLOTHNG, X-KNIT	20	235	146	673 FLAT-ROLLED IRON ETC.	7 684	472	325
842 WOMEN, GIRL CLOTHNG, XKNIT	32	1 084	673	676 IRON, STL. BAR, SHAPES ETC.	8 053	476	295
844 WOMEN, GIRLS CLOTHNG, KNIT	4	155	92	679 TUBES, PIPES, ETC. IRON, STL	43 104	6 866	4 335
845 OTHR. TEXTILE APPAREL, NES	73	762	476	682 COPPER	613	437	277
846 CLOTHING ACCESSRS, FABRIC	15	137	87	684 ALUMINIUM	109	156	104
848 CLOTHNG, NONTXTL; HEADGEAR	77	268	169	691 METALLIC STRUCTURES NES	226	162	104
851 FOOTWEAR	52	398	254	692 CONTAINERS, STORAGE, TRNSP	160	103	65
871 OPTICAL INSTRUMENTS, NES	18	65	42	693 WIRE PRODUCTS EXCL. ELECT	175	105	65
872 MEDICAL INSTRUMENTS NES	118	1 681	1 069	694 NAILS, SCREWS, NUTS, ETC.	178	185	125
874 MEASURE, CONTROL INSTRMNT	203	4 822	3 067	695 TOOLS	610	1 556	990
881 PHOTOGRAPH APPAR. ETC. NES	16	149	95	696 CUTLERY	48	307	193
882 PHOTO. CINEMATOGPH. SUPPL	395	733	478	697 HOUSEHOLD EQUIPMENT, NES	246	663	419
884 OPTICAL GOODS NES	5	691	437	699 MANUFACTS. BASE METAL, NES	841	908	574
885 WATCHES AND CLOCKS	7	5 733	3 549	700 CPL IND PLANT (84/85/87)	1 602	7 465	4 606
892 PRINTED MATTER	261	604	390	711 STEAM GENER. BOILERS, ETC.	28	50	31
893 ARTICLES, NES, OF PLASTICS	802	1 085	674	712 STEAM TURBINES	1	47	30
894 BABY CARRIAGE, TOYS, GAMES	351	682	425	713 INTRNL COMBUS PSTN ENGIN	987	1 275	803
895 OFFICE, STATIONERY SUPPLS	232	1 404	891	714 ENGINES, MOTORS NON-ELECT	120	8 614	5 562
897 GOLD, SILVERWARE, JEWEL NES	7	13 440	8 217	716 ROTATING ELECTRIC PLANT	303	1 125	706
898 MUSICAL INSTRUMENTS, ETC.	21	274	172	721 AGRIC. MACHINES, EX. TRACTR	142	301	197
899 MISC MANUFACTD GOODS NES	323	765	497	723 CIVIL ENGINEERING EQUIPT	1 003	1 171	745
941 COMPL IND PLANT CHAPT 99	1 687	2 865	1 804	724 TEXTILE, LEATHER MACHINES	5	57	39
				725 PAPER, PULP MILL MACHINES	40	117	73



## 7 IMPORTS AND EXPORTS (SPECIAL TRADE) BY COUNTRIES OF PRODUCTION AND CONSUMPTION AND BY GROUPS OF THE SITC-REV. III 1992

GROUP DESCRIPTION	DT = 100 KG	1 000 DM	1 000 \$	GROUP DESCRIPTION	DT = 100 KG	1 000 DM	1 000 \$
726 PRINTNG,BOOKBINDNG MACHS	12	121	80	781 PASS.MOTOR VEHCLS.EX.BUS	163	777	503
728 OTH.MACH,PTS,SPCL INDUST	6 152	16 816	11 506	792 AIRCRAFT,ASSOCTD,EQUIPNT	12	1 093	698
733 MACH-TOOLS,METAL-WORKING	103	235	147	821 FURNITURE,CUSHIONS,ETC.	81	71	47
735 PARTS,NES,FOR MACH-TOOLS	25	112	68	841 MENS,BOYS CLOTHNG,X-KNIT	18 823	49 745	31 792
737 METALWORKING MACHNRY NES	175	473	312	842 WOMEN,GIRL CLOTHNG,XKNIT	4 381	14 226	9 098
741 HEATING,COOLNG EQUIP,PART	292	890	582	843 MENS,BOYS CLOTHNG,KNIT	1 573	3 406	2 173
742 PUMPS FOR LIQUIDS,PARTS	322	2 223	1 430	844 WOMEN,GIRLS CLOTHNG,KNIT	2 736	6 057	3 839
743 PUMPS NES,CENTRIFUGS ETC	1 499	10 067	6 219	845 OTHR.TEXTILE APPAREL,NES	40 928	66 862	42 617
744 MECHANICAL HANDLING EQUIP	4 001	5 350	3 672	846 CLOTHING ACCESSRS,FABRIC	562	1 277	812
745 OTH.NONELEC MCH,TOOL,NES	321	1 757	1 112	848 CLOTHNG,NONTXTL;HEADGEAR	313	2 043	1 360
746 BALL OR ROLLER BEARINGS	13	77	46	873 METERS,COUNTERS,NES	5	231	155
747 TAPS,COCKS,VALVES,ETC.	322	1 218	781	874 MEASURE,CONTROL INSTRMNT	15	1 664	1 070
748 TRANSMISSIONS SHAFTS ETC	62	425	269	882 PHOTO.CINEMATOGRPH.SUPPL	247	1 846	1 168
749 NON-ELECT MACH,PARTS,ETC	147	836	541	885 WATCHES AND CLOCKS	2	379	239
751 OFFICE MACHINES	78	392	248	892 PRINTED MATTER	89	61	40
752 AUTOMATC.DATA PROC.EQUIP	41	1 195	752	894 BABY CARRIAGE,TOYS,GAMES	56	51	31
759 PARTS,FOR OFFICE MACHINS	4	95	64	896 WORKS OF ART,ANTIQUE ETC	2	90	57
761 TELEVISION RECEIVERS ETC	88	389	244	897 GOLD,SILVERWARE,JEWEL NES	1	2 916	1 921
762 RADIO-BROADCAST RECEIVER	4	53	36	898 MUSICAL INSTRUMENTS,ETC.	58	172	107
763 SOUND RECORDER,PHONOGRPH	6	68	44	899 MISC MANUFCTRD GOODS NES	2	236	154
764 TELECOMM.EQUIP,PARTS NES	241	2 903	1 939				
771 ELECT POWER MACHNY,PARTS	33	169	111	EXPORTS	3 370 349	1 742 110	1 114 475
772 ELEC.SWITCH,RELAY,CIRCUT	454	3 749	2 356	001 LIVE ANIMALS	1 512	566	354
773 ELECTR DISTRIB.EQPT NES	202	337	211	011 BOVINE MEAT	6 350	2 155	1 369
774 ELECTRO-MEDCL,XRAY EQUIP	31	1 204	766	012 OTHER MEAT, MEAT OFFAL	191	65	44
775 DOM.ELEC,NON-ELEC.EQUIPT	524	1 403	897	022 MILK AND CREAM	31 032	4 635	2 961
776 TRANSISTORS,VALVES,ETC.	2	84	50	023 BUTTER,OTHER FAT OF MILK	1 402	551	351
778 ELECTRIC.MACH.APPART.NES	1 557	1 952	1 226	024 CHEESE AND CURD	2 310	1 449	924
781 PASS.MOTOR VEHCLS.EX.BUS	11 308	55 817	35 575	025 EGGS,BIRDS,YOLKS,ALBUMIN	521	306	188
782 GOODS,SPCL TRANSPORT VEH	3 401	3 472	2 190	037 FISH ETC.PRPD,PRSD,NES	22	47	30
783 ROAD MOTOR VEHICLES NES	742	633	391	048 CEREAL PREPARATIONS	7 612	5 683	3 654
784 PARTS,TRACTORS,MOTOR VEH	2 479	8 039	5 183	054 VEGETABLES	1 130	174	119
786 TRAILERS,SEMI-TRAILR,ETC	237	50	32	056 VEGETABLES,PRPD,PRSD,NES	1 667	715	458
800 CPL IND PLANT CHAP 90/94	8	94	63	058 FRUIT,PRESERVED,PREPARED	368	163	97
812 PLUMBNG,SANITRY,EQPT.ETC	183	151	94	061 SUGARS,MOLASSES,HONEY	1 636 483	70 810	44 826
813 LIGHTNG FIXTURES ETC.NES	593	1 612	1 042	062 SUGAR CONFECTIONERY	760	483	301
821 FURNITURE,CUSHIONS,ETC.	904	696	440	071 COFFEE,COFFEE SUBSTITUTE	757	727	466
831 TRUNK,SUITCASES,BAG,ETC	23	225	142	072 COCOA	110	82	52
841 MENS,BOYS CLOTHNG,X-KNIT	15	390	250	073 CHOCOLATE,OTH.COCOA PREP	2 062	1 325	841
842 WOMEN,GIRL CLOTHNG,XKNIT	15	1 072	678	081 ANIMAL FEED STUFF	3 132	523	335
844 WOMEN,GIRLS CLOTHNG,KNIT	13	220	135	091 MARGARINE AND SHORTENING	372	88	56
845 OTHR.TEXTILE APPAREL,NES	27	599	372	098 EDIBLE PRD.PREPRTNS,NES	5 532	4 205	2 692
846 CLOTHING ACCESSRS,FABRIC	3	128	75	111 NON-ALCOHOL.BEVERAGE,NES	2 140	438	281
848 CLOTHNG,NONTXTL;HEADGEAR	24	123	82	112 ALCOHOLIC BEVERAGES	11 631	1 895	1 219
851 FOOTWEAR	72	560	351	122 TOBACCO, MANUFACTURED	15 343	23 953	15 145
871 OPTICAL INSTRUMENTS,NES	2	240	151	232 SYNTHETIC RUBBER, ETC.	8 333	1 282	832
872 MEDICAL INSTRUMENTS NES	25	913	580	278 OTHER CRUDE MINERALS	2 103	168	107
874 MEASURE,CONTROL INSTRMNT	116	3 650	2 408	288 NON-FERROUS WASTE,SCRAP	1 039	85	52
881 PHOTOGRAPH APPAR.ETC.NES	8	70	45	291 CRUDE ANIMAL MATERLS,NES	122	392	268
882 PHOTO.CINEMATOGRPH.SUPPL	110	166	106	322 BRIQUETTES,LIGNITE,PEAT	29 855	543	346
884 OPTICAL GOODS NES	1	449	290	334 PETROLEUM PRODUCTS	6 742	1 546	993
885 WATCHES AND CLOCKS	10	2 520	1 577	335 RESIDUAL PETROL.PRODUCTS	991	230	148
891 ARMS AND AMMUNITION	13	159	107	431 ANIMAL VEG.FATS,OILS,NES	1 780	365	238
892 PRINTED MATTER	123	277	177	511 HYDROCARBONS,NES,DERIVTS	5 873	1 046	679
893 ARTICLES,NES,OF PLASTICS	585	885	564	512 ALCOHOL,PHENOL,ETC.DERIV	5 371	1 047	670
894 BABY CARRIAGE,TOYS,GAMES	111	127	78	513 CARBOXYLIC ACIDS,DERIVTS	18 374	2 538	1 580
895 OFFICE,STATIONERY SUPPLS	189	902	576	514 NITROGEN-FUNCT.COMPOUNDS	4 073	1 696	1 095
897 GOLD,SILVERWARE,JEWEL NES	2	591	384	515 ORGANO-INORGANIC COMPNDS	1 360	369	234
898 MUSICAL INSTRUMENTS,ETC.	12	137	86	516 OTHER ORGANIC CHEMICALS	9 603	4 075	2 557
899 MISC MANUFCTRD GOODS NES	250	481	308	522 INORGANIC CHEM.ELEMENTS	16 181	3 788	2 429
				523 METAL.SALTS,INORGAN.ACID	76 846	3 296	2 115
ARAB EMIRAT				524 OTHER CHEMICAL COMPOUNDS	141	136	89
IMPORTS	834 517	236 306	151 701	531 SYNTH.COLOURS,LAKES,ETC.	930	1 931	1 242
034 FISH,FRESH,CHILLED,FRDZN	47	52	35	532 DYEING,TANNING MATERIALS	95	56	38
288 NON-FERROUS WASTE,SCRAP	5 587	1 217	798	533 PIGMENTS, PAINTS, ETC.	30 332	12 646	8 031
291 CRUDE ANIMAL MATERLS,NES	119	943	609	541 MEDICINES,ETC.EXC.GRP542	985	4 736	3 066
292 CRUDE VEG.MATERIALS, NES	146	97	60	542 MEDICAMENTS	4 259	20 700	13 320
333 PETROLEUM OILS, CRUDE	624 129	14 720	10 156	551 ESSNTL.OIL,PERFUME,FLAVR	156	551	353
334 PETROLEUM PRODUCTS	73 501	2 301	1 404	553 PERFUMERY,COSMETICS,ETC.	11 451	17 932	11 426
553 PERFUMERY,COSMETICS,ETC.	35	62	41	554 SOAP,CLEANERS,POLISH,ETC	11 655	4 528	2 887
625 RUBBER TYRES,TUBES,ETC.	4 433	3 257	2 087	562 FERTILIZER,EXCEPT GRP272	5 592	445	292
652 COTTON FABRICS, WOVEN	384	286	177	571 POLYMERS OF ETHYLENE	5 499	1 104	701
653 FABRICS,MAN-MADE FIBRES	42	143	96	572 POLYMERS OF STYRENE	4 054	682	434
658 TEXTILE ARTICLES NES	4 932	4 390	2 825	573 POLYMERS,VINYL CHLORIDE	14 539	1 264	776
682 COPPER	720	222	144	574 POLYACETAL,POLYCARBONATE	35 282	10 347	6 654
684 ALUMINIUM	32 263	7 947	5 020	575 OTH.PLASTIC,PRIMARY FORM	25 002	9 968	6 360
691 METALLIC STRUCTURES NES	151	101	62	579 PLASTIC WASTE, SCRAP ETC	822	61	40
696 CUTLERY	11	159	109	581 PLASTIC TUBE,PIPE,HOSE	2 680	2 326	1 481
713 INTRNL COMBUS PSTN ENGIN	466	528	340	582 PLASTIC PLATE,SHEETS,ETC	6 801	5 936	3 798
714 ENGINES,MOTORS NON-ELECT	65	3 842	2 492	583 MONOFILAMENT OF PLASTICS	488	578	368
718 OTH.POWR.GENRTNG.MACHNRY	8	161	99	591 INSECTICIDES, ETC.	2 661	2 775	1 787
728 OTH.MACH,PTS,SPCL INDUST	14	140	92	592 STARCHES,INULIN,ETC.	10 586	3 163	2 017
741 HEATING,COOLNG EQUIP,PART	13	236	153	593 EXPLOSIVES,PYROTECHNICS	158	810	512
742 PUMPS FOR LIQUIDS,PARTS	75	252	162	597 PREPRD ADDITIVES,LIQUIDS	10 039	4 280	2 751
743 PUMPS NES,CENTRIFUGS ETC	37	407	264	598 MISC.CHEMICAL PRDTS,NES	14 824	6 405	4 117
744 MECHANICAL HANDLING EQUIP	101	148	101	600 CPL IND PLANT CHAP 69-76	3 632	18 559	11 780
747 TAPS,COCKS,VALVES,ETC.	1	104	71	612 MANUFACT. LEATHER ETC.NES	12	105	68
748 TRANSMISSIONS SHAFTS ETC	53	1 031	658	621 MATERIALS OF RUBBER	5 934	3 602	2 327
751 OFFICE MACHINES	13	330	204	625 RUBBER TYRES,TUBES,ETC.	17 432	13 194	8 486
752 AUTOMATC.DATA PROC.EQUIP	5	152	95	629 ARTICLES OF RUBBER, NES	1 772	2 908	1 877
759 PARTS,FOR OFFICE MACHINS	6	53	35	634 VENEERS, PLYWOOD, ETC.	839	401	253
763 SOUND RECORDER,PHONOGRPH	39	545	351	635 WOOD MANUFACTURES, NES	3 185	1 371	867
764 TELECOMM.EQUIP,PARTS NES	15	275	185	641 PAPER AND PAPERBOARD	74 918	12 589	8 164
772 ELEC.SWITCH,RELAY.CIRCUT	18	90	56	642 PAPER,PAPERBOARD,CUT ETC	11 346	4 780	3 052
774 ELECTRO-MEDCL,XRAY EQUIP	4	73	45	651 TEXTILE YARN	149	520	328
776 TRANSISTORS,VALVES,ETC.	1	104	69	652 COTTON FABRICS, WOVEN	764	2 303	1 469
778 ELECTRIC.MACH.APPART.NES	5	280	184	653 FABRICS,MAN-MADE FIBRES	1 583	4 945	3 170
				654 OTH.TEXTILE FABRIC,WOVEN	366	842	534



## 7 IMPORTS AND EXPORTS (SPECIAL TRADE) BY COUNTRIES OF PRODUCTION AND CONSUMPTION AND BY GROUPS OF THE SITC-REV. III 1992

GROUP DESCRIPTION	DT = 100 KG	1 000 DM	1 000 \$	GROUP DESCRIPTION	DT = 100 KG	1 000 DM	1 000 \$
655 KNIT,CROCHET-FABRIC,NES	686	2 401	1 550	881 PHOTOGRAPH APPAR.ETC.NES	229	2 303	1 462
656 TULLE,LACE,EMBROIDRY,ETC	55	359	234	882 PHOTO.CINEMATOGRPH.SUPPL	7 711	8 723	5 619
657 SPECIAL YARN,TXTL.FABRIC	4 031	5 409	3 479	884 OPTICAL GOODS,NES	27	2 405	1 531
658 TEXTILE ARTICLES,NES	380	1 229	796	885 WATCHES AND CLOCKS	150	6 396	4 097
659 FLOOR COVERINGS, ETC.	555	1 530	1 000	891 ARMS AND AMMUNITION	1 469	4 754	3 053
662 CLAY,REFRCT.CONSTR.MATRL	75 686	7 958	5 134	892 PRINTED MATTER	848	1 847	1 180
663 MINERAL MANUFACTURES,NES	7 177	4 505	2 892	893 ARTICLES,NES,OF PLASTICS	7 831	10 076	6 454
664 GLASS	11 192	2 447	1 564	894 BABY CARRIAGE,TOYS,GAMES	1 286	2 532	1 668
665 GLASSWARE	16 641	5 211	3 322	895 OFFICE,STATIONERY SUPPLS	2 508	6 924	4 441
666 POTTERY	1 260	2 875	1 859	896 WORKS OF ART,ANTIQUE ETC	1	130	87
667 PEARLS,PRECIOUS STONES	-	-	-	897 GOLD,SILVERWARE,JEWEL NES	15	12 092	7 811
671 PIG IRON,SPIEGELEISN,ETC	1 428	70	42	898 MUSICAL INSTRUMENTS,ETC.	180	2 391	1 536
673 FLAT-ROLLED IRON ETC.	156 475	10 344	6 659	899 MISC MANUFACTD GOODS NES	1 518	4 727	3 021
674 FLAT-ROLLED PLATED IRON	13 003	1 563	974	941 COMPL INO PLANT CHAPT 99	1 178	5 030	3 122
675 FLAT-ROLLED, ALLOY STEEL	13 168	1 934	1 233	971 GOLD,NONMONTRY EXCL ORES	12	19 981	12 183
676 IRON,STL.BAR,SHAPES ETC.	24 535	2 363	1 517				
678 WIRE OF IRON OR STEEL	652	180	114	OMAN			
679 TUBES,PIPES,ETC.IRON,STL	265 110	54 800	34 843				
681 SILVER,PLATINUM,ETC.	251	5 004	3 212	IMPORTS	5 024	11 527	7 528
682 COPPER	3 600	2 662	1 718				
683 NICKEL	382	572	361	034 FISH,FRESH,CHILLED,FROZN	1 988	733	467
684 ALUMINIUM	4 334	3 804	2 456	036 CRUSTACEANS,MOLLUSCS ETC	61	167	113
685 LEAD	529	146	93	541 MEDICINES,ETC.EXC.GRP542	5	58	37
686 ZINC	811	241	154	658 TEXTILE ARTICLES,NES	916	1 477	947
691 METALLIC STRUCTURES,NES	23 862	11 743	7 604	737 METALWORKING MACHNRY NES		152	105
692 CONTAINERS,STORAGE,TRNSP	4 195	2 348	1 468	742 PUMPS FOR LIQUIDS,PARTS	16	102	64
693 WIRE PRODUCTS EXCL.ELECT	2 144	1 111	710	752 AUTOMATC.DATA PROC.EQUIP	1	64	41
694 NAILS,SCREWS,NUTS,ETC.	3 393	3 702	2 369	764 TELECOMM.EQUIP.PARTS,NES		189	125
695 TOOLS	6 470	19 339	12 428	778 ELECTRIC.MACH.APPART.NES	5	140	91
696 CUTLERY	2 372	8 940	5 798	781 PASS.MOTOR VEHCLS.EX.BUS	25	92	58
697 HOUSEHOLD EQUIPMENT,NES	4 023	6 241	3 962	821 FURNITURE,CUSHIONS,ETC.	146	63	38
699 MANUFACTS.BASE METAL,NES	14 582	17 300	11 068	841 MENS,BOYS CLOTHNG,X-KNIT	104	309	198
700 CPL IND PLANT (84/85/87)	14 702	87 549	55 748	842 WOMEN,GIRL CLOTHNG,XKNIT	75	285	179
711 STEAM GENER.BOILERS,ETC.	247	607	396	843 MENS,BOYS CLOTHING,KNIT	36	77	49
712 STEAM TURBINES	268	5 712	3 560	845 OTHR.TEXTILE APPAREL,NES	475	1 089	680
713 INTRNL COMBUS PSTN ENGIN	5 807	28 683	18 294	874 MEASURE,CONTROL INSTRMNT		73	46
714 ENGINES,MOTORS NON-ELECT	194	10 746	6 967	885 WATCHES AND CLOCKS		46	30
716 ROTATING ELECTRIC PLANT	4 629	9 410	6 061				
718 OTH.POWR.GENRTNG.MACHNRY	535	4 608	2 975	EXPORTS	350 879	307 115	198 891
721 AGRIC.MACHINES,EX.TRACTR	2 614	3 306	2 116				
722 TRACTORS	205	131	81	011 BOVINE MEAT	493	152	98
723 CIVIL ENGINEERING EQUIPT	20 344	32 594	21 334	012 OTHER MEAT, MEAT OFFAL	77	60	38
724 TEXTILE,LEATHER MACHINES	2 484	7 535	4 793	022 MILK AND CREAM	26 843	4 563	2 912
725 PAPER,PULP MILL MACHINES	1 161	3 460	2 196	023 BUTTER,OTHER FAT OF MILK	366	95	61
726 PRINTNG,BOOKBINDNG MACHS	5 174	22 510	14 480	024 CHEESE AND CURD	334	223	142
727 FOOD-PROCESS.MCH.NON DOM	171	1 248	794	048 CEREAL PREPARATIONS	773	535	342
728 OTH.MACH.PTS,SPCL INDUST	15 343	25 981	16 547	056 VEGETABLES,PRPD,PRVOD,NES	58	67	42
731 METAL REMOVAL WORK TOOLS	1 748	2 380	1 527	061 SUGARS,MOLASSES,HONEY	144 804	6 530	4 160
733 MACH-TOOLS,METAL-WORKING	1 746	3 445	2 199	071 COFFEE,COFFEE SUBSTITUTE	127	93	57
735 PARTS,NES,FOR MACH-TOOLS	90	827	528	073 CHOCOLATE,OTH.COCOA PREP	62	46	31
737 METALWORKING MACHNRY NES	108	714	462	081 ANIMAL FEED STUFF	234	78	49
741 HEATING,COOLING EQUIP,PART	1 969	7 265	4 660	088 EDIBLE PROD.PREPRPTS,NES	3 287	3 996	2 535
742 PUMPS FOR LIQUIDS,PARTS	4 123	17 496	11 293	112 ALCOHOLIC BEVERAGES	5 843	730	467
743 PUMPS,NES,CENTRIFUGS ETC	8 379	20 558	13 315	122 TOBACCO, MANUFACTURED	603	1 057	678
744 MECHANICAL HANDLING EQUIP	11 328	16 640	10 663	232 SYNTHETIC RUBBER, ETC.	140	58	37
745 OTH.NONELEC MCH,TOOL,NES	4 752	15 195	9 778	247 WOOD ROUGH,ROUGH SQUARED	340	132	80
746 BALL OR ROLLER BEARINGS	7 165	15 932	10 257	272 FERTILIZERS, CRUDE	250	52	31
747 TAPS,COCKS,VALVES,ETC.	7 595	24 338	15 486	322 BRIQUETTES,LIGNITE,PEAT	20 998	391	255
748 TRANSMISSIONS SHAFTS ETC	1 377	6 857	4 323	334 PETROLEUM PRODUCTS	306	119	73
749 NON-ELECT MACH.PARTS,ETC	3 023	8 687	5 587	335 RESIDUAL PETROL.PRODUCTS	602	92	60
751 OFFICE MACHINES	810	3 573	2 292	513 CARBOXYLIC ACIDS,DERIVTS	1 311	543	345
752 AUTOMATC.DATA PROC.EQUIP	548	7 936	5 076	514 NITROGEN-FUNCT.COMPOUNDS	538	207	129
759 PARTS,FOR OFFICE MACHINS	95	1 698	1 095	516 OTHER ORGANIC CHEMICALS	433	747	478
761 TELEVISION RECEIVERS ETC	286	1 040	661	522 INORGANIC CHEM.ELEMENTS	2 365	596	385
762 RADIO-BROADCAST RECEIVER	61	657	418	523 METAL.SALTS,INORGAN.ACID	2 971	267	166
763 SOUND RECORDER,PHONOGRPH	21	503	322	524 OTHER CHEMICAL COMPOUNDS	4	54	34
764 TELECOMM.EQUIP.PARTS,NES	1 781	29 751	19 268	531 SYNTH.COLOURS,LAKES,ETC.	29	113	72
771 ELECT POWR MACHNRY,PARTS	5 824	7 150	4 722	533 PIGMENTS, PAINTS, ETC.	1 154	804	505
772 ELEC.SWITCH.RELAY.CIRCUT	8 951	56 810	36 834	541 MEDICINES,ETC.EXC.GRP542	1 685	9 266	5 912
773 ELECTR DISTRIBT.EQPT NES	22 367	16 130	10 120	542 MEDICAMENTS	3 698	5 758	3 676
774 ELECTRO-MEDCL.XRAY EQUIP	373	7 030	4 507	551 ESSNTL.OIL,PERFUME,FLAVR	27	68	46
775 DOM.ELEC,NON-ELEC.EQUIPT	12 477	23 947	15 153	553 PERFUMERY,COSMETICS,ETC.	2 473	3 080	1 972
776 TRANSISTORS,VALVES,ETC.	26	1 614	1 014	554 SOAP,CLEANERS,POLISH,ETC	1 446	596	381
778 ELECTRIC.MACH.APPART.NES	11 767	23 576	15 028	562 FERTILIZER,EXCEPT GRP272	550	193	125
781 PASS.MOTOR VEHCLS.EX.BUS	67 189	286 440	183 606	572 POLYMERS OF STYRENE	3 790	581	367
782 GOODS,SPCL TRANSPORT VEH	57 406	57 285	36 497	574 POLYACETAL,POLYCARBONATE	904	282	180
783 ROAD MOTOR VEHICLES,NES	16 766	8 654	5 628	575 OTH.PLASTIC,PRIMARY FORM	1 628	707	445
784 PARTS,TRACTORS,MOTOR VEH	35 697	82 324	52 682	581 PLASTIC TUBE,PIPE,HOSE	96	121	75
785 CYCLES,MOTORCYCLES ETC.	36	79	51	582 PLASTIC PLATE,SHEETS,ETC	3 951	2 491	1 596
786 TRAILERS,SEMI-TRAILR,ETC	7 519	4 340	2 780	591 INSECTICIDES, ETC.	970	1 133	724
792 AIRCRAFT,ASSOCTD.EQUIPNT	118	23 883	15 233	592 STARCHES,INULIN,ETC.	488	401	254
793 SHIP,BOAT,FLDGT.STRUCTRS	25 858	735	465	597 PREPRO ADDITIVES,LIQUIDS	128	66	42
800 CPL IND PLANT CHAP 90/94	3 642	18 219	11 635	598 MISC.CHEMICAL PRODTS,NES	4 201	1 751	1 123
812 PLUMBNG,SANITRY,EQPT,ETC	2 534	1 856	1 190	621 MATERIALS OF RUBBER	128	232	149
813 LIGHTNG FIXTURES ETC,NES	5 609	14 238	9 159	625 RUBBER TYRES,TUBES,ETC.	1 292	839	540
821 FURNITURE,CUSHIONS,ETC.	5 856	6 377	4 094	629 ARTICLES OF RUBBER, NES	203	335	213
831 TRUNK,SUITCASES,BAG,ETC	332	1 548	989	634 VENEERS, PLYWOOD, ETC.	102	117	76
841 MENS,BOYS CLOTHNG,X-KNIT	183	2 953	1 855	635 WOOD MANUFACTURES, NES	211	131	85
842 WOMEN,GIRL CLOTHNG,XKNIT	265	4 449	2 829	641 PAPER AND PAPERBOARD	7 602	926	584
843 MENS,BOYS CLOTHING,KNIT	10	131	80	642 PAPER,PAPERBOARD,CUT ETC	1 902	978	623
844 WOMEN,GIRLS CLOTHNG,KNIT	52	827	514	651 TEXTILE YARN	226	133	86
845 OTHR.TEXTILE APPAREL,NES	606	6 216	3 822	652 COTTON FABRICS, WOVEN	72	108	71
846 CLOTHING ACCESSRS,FABRIC	182	1 095	687	653 FABRICS,MAN-MADE FIBRES	12	84	55
849 CLOTHING,NONTXTL;HEADGEAR	188	765	494	654 OTH.TEXTILE FABRIC,WOVEN	58	81	49
851 FOOTWEAR	785	4 581	3 187	657 SPECIAL YARN,TXTL.FABRIC	402	363	240
871 OPTICAL INSTRUMENTS,NES	35	1 842	1 147	658 TEXTILE ARTICLES,NES	33	80	54
872 MEDICAL INSTRUMENTS,NES	540	7 415	4 747	659 FLOOR COVERINGS, ETC.	50	56	34
873 METERS,COUNTERS,NES	62	571	366	662 CLAY,REFRCT.CONSTR.MATRL	4 229	581	366
874 MEASURE,CONTROL INSTRMNT	940	21 006	13 545	663 MINERAL MANUFACTURES,NES	604	426	269



## 7 IMPORTS AND EXPORTS (SPECIAL TRADE) BY COUNTRIES OF PRODUCTION AND CONSUMPTION AND BY GROUPS OF THE SITC-REV. III 1992

GROUP DESCRIPTION	DT = 100 KG	1 000 DM	1 000 \$	GROUP DESCRIPTION	DT = 100 KG	1 000 DM	1 000 \$
664 GLASS	1 436	297	193	682 COPPER	428	114	70
665 GLASSWARE	282	659	431	728 OTH.MACH,PTS,SPCL INDUST	78	184	112
666 POTTERY	89	227	148				
673 FLAT-ROLLED IRON ETC.	579	52	34	EXPORTS	751 065	128 675	82 902
679 TUBES,PIPES,ETC. IRON,STL	8 264	1 783	1 167	022 MILK AND CREAM	9 568	2 729	1 739
682 COPPER	169	186	120	024 CHEESE AND CURD	483	198	129
684 ALUMINIUM	536	611	397	025 EGGS,BIRDS,YOLKS,ALBUMIN	1 058	758	502
691 METALLIC STRUCTURES NES	604	324	206	041 WHEAT, MESLIN, UNMILLED	468 976	5 922	3 593
692 CONTAINERS,STORAGE,TRNSP	1 302	190	119	042 RICE	2 000	135	93
693 WIRE PRODUCTS EXCL.ELECT	213	169	108	048 CEREAL PREPARATIONS	156	114	73
694 NAILS,SCREWS,NUTS,ETC.	327	215	135	061 SUGARS,MOLASSES,HONEY	20 211	1 640	1 048
695 TOOLS	577	1 811	1 161	081 ANIMAL FEED STUFF	160	98	62
696 CUTLERY	33	252	158	098 EDIBLE PROD.PREPRTNS,NES	148	81	52
697 HOUSEHOLD EQUIPMENT,NES	264	642	403	112 ALCOHOLIC BEVERAGES	15 245	2 313	1 535
699 MANUFACTS.BASE METAL,NES	766	1 402	903	231 NATURAL RUBBER, ETC.	409	139	91
700 CPL IND PLANT (84/85/87)	1 090	6 904	4 543	267 OTHER MAN-MADE FIBRES	1 231	853	541
711 STEAM GENER.BOILERS,ETC.	13	87	60	269 WORN CLOTHING,TEXTL,ARTL	532	73	46
712 STEAM TURBINES	3 656	28 692	19 755	278 OTHER CRUDE MINERALS	674	43	30
713 INTRNL COMBUS PSTN ENGIN	3 862	4 590	2 933	292 CRUDE VEG.MATERIALS, NES	12	50	30
714 ENGINES,MOTORS NON-ELECT	2	284	191	334 PETROLEUM PRODUCTS	8 659	994	645
716 ROTATING ELECTRIC PLANT	373	912	593	335 RESIDUAL PETROL.PRODUCTS	495	83	55
721 AGRIC.MACHINES,EX.TRACTR	70	75	47	431 ANIMAL,VEG.FATS,OILS,NES	2 750	584	392
723 CIVIL ENGINEERING EQUIPT	592	926	588	511 HYDROCARBONS,NES,DERIVTS	692	142	89
724 TEXTILE,LEATHER MACHINES	22	179	113	513 CARBOXYLIC ACIDS,DERIVTS	1 384	294	183
725 PAPER,PULP MILL MACHINES	10	75	52	514 NITROGEN-FUNCT.COMPOUNDS	1 197	344	217
726 PRINTNG,BOOKBINDNG MACHS	238	828	526	516 OTHER ORGANIC CHEMICALS	119	67	42
727 FOOD-PROCESS.MCH.NON DOM	96	308	198	522 INORGANIC CHEM.ELEMENTS	7 204	645	412
728 OTH.MACH,PTS,SPCL INDUST	2 395	4 163	2 690	523 METAL.SALTS,INORGAN.ACID	29 092	1 381	879
731 METAL REMOVAL WORK TOOLS	78	286	181	524 OTHER CHEMICAL COMPOUNDS	1 111	192	119
733 MACH-TOOLS,METAL-WORKING	100	212	135	531 SYNTH.COLOURS,LAKES,ETC.	214	983	638
735 PARTS,NES,FOR MACH-TOOLS	16	118	75	532 DYEING,TANNING MATERIALS	159	57	39
737 METALWORKING MACHNRY NES	23	212	131	533 PIGMENTS, PAINTS, ETC.	1 066	631	403
741 HEATING,COOLING EQUIP,PART	305	1 016	637	541 MEDICINES,ETC.EXC.GRP542	62	508	323
742 PUMPS FOR LIQUIDS,PARTS	545	3 227	2 088	542 MEDICAMENTS	1 885	4 786	2 996
743 PUMPS NES,CENTRIFUGS ETC	9 060	27 715	17 810	551 ESSNTL.OIL,PERFUME,FLAVR	318	866	559
744 MECHANICAL HANDLING EQUIP	790	1 241	797	553 PERFUMERY,COSMETICS,ETC.	144	150	91
745 OTH.NONELEC MCH,TOOL,NES	528	3 523	2 267	554 SOAP,CLEANERS,POLISH,ETC	2 802	598	390
746 BALL OR ROLLER BEARINGS	7	116	74	562 FERTILIZER,EXCEPT GRP272	316	52	34
747 TAPS,COCKS,VALVES,ETC.	1 120	3 941	2 555	571 POLYMERS OF ETHYLENE	13 994	1 302	845
748 TRANSMISSIONS SHAFTS ETC	300	1 907	1 219	572 POLYMERS OF STYRENE	300	68	45
749 NON-ELECT MACH.PARTS,ETC	473	1 504	982	573 POLYMERS,VINYL CHLORIDE	8 450	581	362
751 OFFICE MACHINES	181	849	548	574 POLYACETAL,POLYCARBONATE	1 608	253	158
752 AUTOMATC.DATA PROC.EQUIP	48	717	450	575 OTH.PLASTIC,PRIMARY FORM	2 605	965	618
759 PARTS,FOR OFFICE MACHINS	34	238	156	581 PLASTIC TUBE,PIPE,HOSE	246	98	61
761 TELEVISION RECEIVERS ETC	48	155	97	582 PLASTIC PLATE,SHEETS,ETC	143	298	192
762 RADIO-BROADCAST RECEIVER	6	46	30	591 INSECTICIDES, ETC.	1 259	1 000	656
763 SOUND RECORDER,PHONOGRPH	5	333	212	592 STARCHES,INULIN,ETC.	4 812	743	467
764 TELECOMM.EQUIP.PARTS NES	917	19 641	12 942	593 EXPLOSIVES,PYROTECHNICS	8 454	6 208	3 926
771 ELECT POWER MACHNY,PARTS	90	815	525	597 PREPRD ADDITIVES,LIQUIDS	205	70	43
772 ELEC.SWITCH,RELAY,CIRCUIT	966	4 036	2 618	598 MISC.CHEMICAL PRODTS,NES	2 783	1 328	848
773 ELECTR DISTRIBT.EQPT NES	1 526	2 423	1 646	591 MATERIALS OF RUBBER	156	94	59
774 ELECTRO-MEDCL,XRAY EQUIP	47	1 812	1 165	625 RUBBER TYRES,TUBES,ETC.	530	372	237
775 DOM.ELEC,NON-ELEC,EQUIPT	406	1 256	806	629 ARTICLES OF RUBBER, NES	200	424	270
776 TRANSISTORS,VALVES,ETC.	3	86	55	635 WOOD MANUFACTURES, NES	98	50	31
778 ELECTRIC.MACH. APPART,NES	1 835	3 631	2 297	641 PAPER AND PAPERBOARD	31 915	5 094	3 295
781 PASS.MOTOR VEHCLS,EX.BUS	12 651	53 756	34 530	642 PAPER,PAPERBOARD,CUT ETC	3 203	2 018	1 280
782 GOODS,SPCL TRANSPORT VEH	12 348	14 364	9 148	657 SPECIAL YARN,TXTL.FABRIC	309	331	216
783 ROAD MOTOR VEHICLES NES	5 420	7 143	4 611	662 CLAY,REFRCT.CONSTR.MATRL	18 757	2 039	1 284
784 PARTS,TRACTORS,MOTOR VEH	5 199	15 097	9 727	663 MINERAL MANUFACTURES,NES	1 005	308	198
785 CYCLES,MOTORCYCLES ETC.	12	55	35	665 GLASSWARE	40	66	43
786 TRAILERS,SEMI-TRAILR,ETC	427	356	228	673 FLAT-ROLLED IRON ETC.	1 733	91	56
800 CPL IND PLANT CHAP 90/94	14	438	274	674 FLAT-ROLLED PLATED IRON	36 418	6 065	3 990
811 PREFABRICATED BUILDINGS	50	80	51	675 FLAT-ROLLED, ALLOY STEEL	119	88	61
812 PLUMBNG,SANITRY,EQPT,ETC	189	189	119	678 WIRE OF IRON OR STEEL	645	120	73
813 LIGHTING FIXTURES ETC,NES	826	2 927	1 904	679 TUBES,PIPES,ETC. IRON,STL	7 549	1 154	728
821 FURNITURE,CUSHIONS,ETC.	1 022	1 460	937	682 COPPER	420	204	127
831 TRUNK,SUITCASES,BAG,ETC	8	151	103	684 ALUMINIUM	117	138	88
841 MENS,BOYS CLOTHING,X-KNIT	3	92	62	682 CONTAINERS,STORAGE,TRNSP	1 384	1 916	1 208
842 WOMEN,GIRL CLOTHING,XKNIT	1	106	62	695 TOOLS	251	944	635
845 OTHR,TEXTILE APPAREL,NES	2	74	48	696 CUTLERY	8	60	38
848 CLOTHING,NONTXTL;HEADGEAR	44	121	80	697 HOUSEHOLD EQUIPMENT,NES	145	156	103
851 FOOTWEAR	157	825	525	699 MANUFACTS.BASE METAL,NES	819	717	468
871 OPTICAL INSTRUMENTS,NES	44	1 124	770	700 CPL IND PLANT (84/85/87)	120	328	206
872 MEDICAL INSTRUMENTS NES	455	2 878	1 868	711 STEAM GENER.BOILERS,ETC.	165	301	185
873 METERS,COUNTERS,NES	18	126	82	713 INTRNL COMBUS PSTN ENGIN	273	1 572	988
874 MEASURE,CONTROL INSTRMNT	179	3 923	2 533	716 ROTATING ELECTRIC PLANT	231	664	446
881 PHOTOGRAPH APPAR.ETC,NES	26	1 920	1 231	721 AGRIC.MACHINES,EX.TRACTR	905	712	444
882 PHOTO.CINEMATOGRPH.SUPPL	658	695	448	723 CIVIL ENGINEERING EQUIPT	453	882	564
884 OPTICAL GOODS NES	1	298	196	724 TEXTILE,LEATHER MACHINES	61	389	266
885 WATCHES AND CLOCKS	12	596	378	725 PAPER,PULP MILL MACHINES	252	852	540
891 ARMS AND AMMUNITION	240	896	588	726 PRINTNG,BOOKBINDNG MACHS	1 700	6 364	4 000
892 PRINTED MATTER	108	224	143	727 FOOD-PROCESS.MCH.NON DOM	91	510	339
893 ARTICLES,NES,OF PLASTICS	631	786	506	728 OTH.MACH,PTS,SPCL INDUST	1 149	2 708	1 767
894 BABY CARRIAGE,TOYS,GAMES	27	88	58	731 METAL REMOVAL WORK TOOLS	99	80	50
895 OFFICE,STATIONERY SUPPLS	265	588	370	733 MACH-TOOLS,METAL-WORKING	104	629	433
897 GOLD,SILVERWARE,JEWEL NES		346	220	735 PARTS,NES,FOR MACH-TOOLS	8	330	209
898 MUSICAL INSTRUMENTS,ETC.	26	220	141	741 HEATING,COOLING EQUIP,PART	883	2 541	1 713
899 MISC MANUFCTRD GOODS NES	42	281	179	742 PUMPS FOR LIQUIDS,PARTS	262	1 298	832
941 COMPL IND PLANT CHAPT 99	209	257	163	743 PUMPS NES,CENTRIFUGS ETC	1 291	1 975	1 277
971 GOLD,NONMONTY EXCL ORES		343	224	744 MECHANICAL HANDLING EQUIP	177	430	285
YEMEN				745 OTH.NONELEC MCH,TOOL,NES	919	5 024	3 322
IMPORTS	20 819 817	529 723	337 591	747 TAPS,COCKS,VALVES,ETC.	875	1 808	1 147
288 NON-FERROUS WASTE,SCRAP	594	94	58	748 TRANSMISSIONS SHAFTS ETC	22	180	115
292 CRUDE VEG.MATERIALS, NES	438	208	131	749 NON-ELECT MACH.PARTS,ETC	38	223	147
333 PETROLEUM OILS, CRUDE	20 785 515	528 364	336 710	751 OFFICE MACHINES	71	388	251
334 PETROLEUM PRODUCTS	32 672	505	348	752 AUTOMATC.DATA PROC.EQUIP	29	505	323
				763 SOUND RECORDER,PHONOGRPH	3	426	267
				764 TELECOMM.EQUIP.PARTS NES	35	1 938	1 271



## 7 IMPORTS AND EXPORTS (SPECIAL TRADE) BY COUNTRIES OF PRODUCTION AND CONSUMPTION AND BY GROUPS OF THE SITC-REV. III 1992

GROUP DESCRIPTION	DT = 100 KG	1 000 DM	1 000 \$	GROUP DESCRIPTION	DT = 100 KG	1 000 DM	1 000 \$
772 ELEC. SWITCH. RELAY. CIRCUIT	31	550	367	PAKISTAN			
773 ELECTR. DISTRIB. EQPT. NES	154	182	116	IMPORTS	1 863 918	851 421	545 294
774 ELECTRO-MEDCL. XRAY EQUIP	34	691	428				
775 DOM. ELEC. NON-ELEC. EQUIPT	114	186	126	001 LIVE ANIMALS	11	131	84
778 ELECTRIC. MACH. APPART. NES	168	448	300	034 FISH, FRESH, CHILLED, FROZN	1 711	1 283	824
781 PASS. MOTOR VEHCLS. EX. BUS	869	3 819	2 465	036 CRUSTACEANS, MOLLUSCS ETC	1 858	810	510
782 GOODS, SPCL. TRANSPORT VEH	1 748	3 179	2 140	042 RICE	1 893	241	152
783 ROAD MOTOR VEHICLES NES	298	650	448	056 VEGETABLES, PRPD, PRSVD, NES	140	358	232
784 PARTS, TRACTORS, MOTOR VEH	373	1 998	1 316	057 FRUIT, NUTS EXCL. OIL NUTS	3 904	1 738	1 105
785 CYCLES, MOTORCYCLES ETC.	49	802	508	058 FRUIT, PRESERVED, PREPARED	233	47	30
786 TRAILERS, SEMI-TRAILR, ETC	657	300	202	059 FRUIT, VEGETABLE JUICES	9 971	3 079	2 025
800 CPL. IND. PLANT CHAP. 90/94	17	94	59	061 SUGARS, MOLASSES, HONEY	1 172 867	14 409	9 417
813 LIGHTING FIXTURES ETC. NES	142	261	178	075 SPICES	837	180	116
821 FURNITURE, CUSHIONS, ETC.	37	59	36	121 TOBACCO, UNMANUFACTURED	1 883	182	117
831 TRUNK, SUITCASES, BAG, ETC	7	65	44	222 OILSEED (SFT. FIX VEG. OIL)	319	58	35
871 OPTICAL INSTRUMENTS, NES	17	174	110	263 COTTON	60 425	9 673	6 006
872 MEDICAL INSTRUMENTS NES	156	1 262	831	268 WOOL, OTHER ANIMAL HAIR	3 285	804	511
873 METERS, COUNTERS, NES	37	215	136	269 WORN CLOTHING, TEXTL. ARTL	908	327	210
874 MEASURE, CONTROL INSTRMNT	290	2 362	1 553	289 PREC. METAL ORES, CONCTRIS		2 069	1 396
881 PHOTOGRAPH APPAR. ETC. NES	18	290	180	291 CRUDE ANIMAL MATERLS. NES	1 489	7 852	5 022
882 PHOTO. CINEMATOGRPH. SUPPL	134	264	168	292 CRUDE VEG. MATERIALS, NES	38 429	5 417	3 446
884 OPTICAL GOODS NES	2	102	67	325 COKE, SEMI-COKE, RET. CARBN	10 017	173	116
892 PRINTED MATTER	843	2 526	1 579	331 PETROLEUM PRODUCTS	9 079	266	179
893 ARTICLES, NES, OF PLASTICS	582	645	405	534 SYNTH. COLOURS, LAKES, ETC.	63	161	103
895 OFFICE, STATIONERY SUPPLS	104	251	160	552 STARCHES, INULIN, ETC.	4 250	3 293	2 125
897 GOLD, SILVERWARE, JEWEL NES	11	1 050	709	611 LEATHER	6 128	38 522	24 751
898 MUSICAL INSTRUMENTS, ETC.	10	52	33	612 MANUFACT. LEATHER ETC. NES	119	358	229
899 MISC. MANUFCTRD GOODS NES	104	412	272	635 WOOD MANUFACTURES, NES	321	152	101
941 COMPL. IND. PLANT CHAPT. 99	35	57	36	651 TEXTILE YARN	38 795	19 418	12 337
AFGHANISTAN				652 COTTON FABRICS, WOVEN	58 806	34 212	22 003
IMPORTS	12 132	28 982	18 505	653 FABRICS, MAN-MADE FIBRES	42 283	21 571	13 825
057 FRUIT, NUTS EXCL. OIL NUTS	142	85	53	655 KNIT, CROCHET, FABRIC NES	2 196	1 494	949
212 FURSKINS, RAW	310	1 485	913	656 TULLE, LACE, EMBROIDRY, ETC	1 743	1 883	1 207
291 CRUDE ANIMAL MATERLS. NES	726	3 201	2 034	657 SPECIAL YARN, TXTL. FABRIC	321	158	101
658 TEXTILE ARTICLES NES	54	192	126	658 TEXTILE ARTICLES NES	93 999	106 941	68 755
659 FLOOR COVERINGS, ETC.	8 347	22 027	14 102	659 FLOOR COVERINGS, ETC.	11 715	46 939	30 001
667 PEARLS, PRECIOUS STONES	.	.	.	661 LIME, CEMENT, CONSTR. MATRL	565	370	235
831 TRUNK, SUITCASES, BAG, ETC	237	119	75	665 GLASSWARE	151	138	88
841 MENS, BOYS CLOTHING, X-KNIT	168	543	356	667 PEARLS, PRECIOUS STONES	.	.	.
842 WOMEN, GIRL CLOTHING, XKNIT	51	182	114	684 ALUMINIUM	278	270	163
845 OTHR. TEXTILE APPAREL, NES	44	142	88	689 MISC. NON-FERR. BASE METAL	210	139	88
848 CLOTHING, NONTXTL.; HEADGEAR	91	52	36	693 WIRE PRODUCTS EXCL. ELECT	17 699	2 803	1 785
EXPORTS	54 428	18 180	11 472	695 TOOLS	396	782	496
061 SUGARS, MOLASSES, HONEY	330	53	34	696 CUTLERY	1 303	3 191	2 035
122 TOBACCO, MANUFACTURED	.	.	.	697 HOUSEHOLD EQUIPMENT, NES	296	397	258
269 WORN CLOTHING, TEXTL. ARTL	4 065	392	244	699 MANUFACT. BASE METAL, NES	124	202	132
334 PETROLEUM PRODUCTS	9 398	1 199	753	712 STEAM TURBINES	21	250	151
513 CARBOXYLIC ACIDS, DERIVTS	282	88	57	714 ENGINES, MOTORS NON-ELECT	1	62	43
524 OTHER CHEMICAL COMPOUNDS	210	84	57	728 OTH. MACH. PTS, SPCL. INDUST	169	84	53
541 MEDICINES, ETC. EXC. GRP542	15	178	109	764 TELECOMM. EQUIP. PARTS NES	7	612	408
542 MEDICAMENTS	30	92	58	771 ELECT. POWER MACHNY. PARTS	19	54	35
553 PERFUMERY, COSMETICS, ETC.	2 558	1 261	784	772 ELEC. SWITCH. RELAY. CIRCUIT	4	83	53
554 SOAP, CLEANERS, POLISH, ETC	592	234	148	813 LIGHTING FIXTURES ETC. NES	147	158	102
573 POLYMERS, VINYL CHLORIDE	511	107	65	821 FURNITURE, CUSHIONS, ETC.	520	276	172
582 PLASTIC PLATE, SHEETS, ETC	441	85	54	831 TRUNK, SUITCASES, BAG, ETC	28 586	23 350	15 046
597 PREPRED ADDITIVES, LIQUIDS	1 040	341	211	841 MENS, BOYS CLOTHING, X-KNIT	34 179	68 604	43 894
625 RUBBER TYRES, TUBES, ETC.	162	66	41	842 WOMEN, GIRL CLOTHING, XKNIT	27 034	51 519	32 870
629 ARTICLES OF RUBBER, NES	17	89	56	843 MENS, BOYS CLOTHING, KNIT	12 418	18 138	11 584
651 TEXTILE YARN	3 875	1 417	918	844 WOMEN, GIRLS CLOTHING, KNIT	52 873	89 789	57 365
655 KNIT, CROCHET, FABRIC NES	11	50	32	845 OTHR. TEXTILE APPAREL, NES	41 873	69 777	44 786
663 MINERAL MANUFACTURES, NES	41	69	42	846 CLOTHING ACCESSRS, FABRIC	18 784	18 866	12 076
665 GLASSWARE	87	74	51	848 CLOTHING, NONTXTL.; HEADGEAR	22 901	107 797	68 955
679 TUBES, PIPES, ETC. IRON, STL	11 869	2 253	1 393	851 FOOTWEAR	3 619	8 175	5 228
694 NAILS, SCREWS, NUTS, ETC.	440	110	71	872 MEDICAL INSTRUMENTS NES	2 634	20 250	12 961
695 TOOLS	9	52	33	874 MEASURE, CONTROL INSTRMNT	9	129	83
713 INTRNL. COMBUS. PSTN. ENGIN	163	239	151	892 PRINTED MATTER	143	128	83
716 ROTATING ELECTRIC PLANT	295	195	122	893 ARTICLES, NES, OF PLASTICS	33	70	45
728 OTH. MACH. PTS, SPCL. INDUST	40	276	184	894 BABY CARRIAGE, TOYS, GAMES	14 160	33 127	21 087
741 HEATING, COOLING EQUIP. PART	420	80	50	895 OFFICE, STATIONERY SUPPLS	242	153	100
742 PUMPS FOR LIQUIDS, PARTS	12	181	116	896 WORKS OF ART, ANTIQUE ETC	143	185	115
743 PUMPS NES, CENTRIFUGS ETC	36	155	95	897 GOLD, SILVERWARE, JEWEL NES	90	331	220
747 TAPS, COCKS, VALVES, ETC.	47	128	81	898 MUSICAL INSTRUMENTS, ETC.	115	247	157
748 TRANSMISSIONS SHAFTS ETC	41	179	113	899 MISC. MANUFCTRD GOODS NES	192	246	156
749 NON-ELECT. MACH. PARTS, ETC	13	66	41	EXPORTS	2 698 661	1 097 797	704 232
764 TELECOMM. EQUIP. PARTS NES	2	212	134	001 LIVE ANIMALS	116	856	547
772 ELEC. SWITCH. RELAY. CIRCUIT	108	103	66	022 MILK AND CREAM	7 506	2 165	1 348
773 ELECTR. DISTRIB. EQPT. NES	335	167	105	061 SUGARS, MOLASSES, HONEY	30 870	2 152	1 377
774 ELECTRO-MEDCL. XRAY EQUIP	28	445	283	081 ANIMAL FEED STUFF	938	237	150
775 DOM. ELEC. NON-ELEC. EQUIPT	386	528	325	098 EDIBLE PROD. PREPRPTS, NES	125	107	69
776 TRANSISTORS, VALVES, ETC.	2	263	158	211 HIDES, SKINS (EX. FURS), RAW	2 801	971	614
778 ELECTRIC. MACH. APPART. NES	548	232	145	232 SYNTHETIC RUBBER, ETC.	20 881	3 486	2 209
781 PASS. MOTOR VEHCLS. EX. BUS	283	234	145	263 COTTON	7 286	1 762	1 114
782 GOODS, SPCL. TRANSPORT VEH	2 777	429	274	266 SYNTHETIC FIBRES	19 470	5 309	3 380
783 ROAD MOTOR VEHICLES NES	636	160	100	267 OTHER MAN-MADE FIBRES	96	58	37
784 PARTS, TRACTORS, MOTOR VEH	2 544	823	523	269 WORN CLOTHING, TEXTL. ARTL	54 689	4 425	2 862
813 LIGHTING FIXTURES ETC. NES	3 098	2 939	1 861	274 SULPHUR, UNRSTD. IRON PYRS	760	49	33
821 FURNITURE, CUSHIONS, ETC.	60	158	102	277 NATURAL ABRASIVES, NES	17	61	40
851 FOOTWEAR	158	171	104	278 OTHER CRUDE MINERALS	9 787	597	379
874 MEASURE, CONTROL INSTRMNT	8	66	42	282 FERROUS WASTE AND SCRAP	6 646	171	109
882 PHOTO. CINEMATOGRPH. SUPPL	20	87	52	287 ORE, CONCENTR. BASE METALS	1 260	91	59
893 ARTICLES, NES, OF PLASTICS	47	49	32	291 CRUDE ANIMAL MATERLS. NES	51 307	3 856	2 484
899 MISC. MANUFCTRD GOODS NES	15	128	87	292 CRUDE VEG. MATERIALS, NES		572	374
				334 PETROLEUM PRODUCTS	3 285	874	563
				335 RESIDUAL PETROL. PRODUCTS	1 803	284	182
				431 ANIMAL, VEG. FATS, OILS, NES	2 565	588	371



## 7 IMPORTS AND EXPORTS (SPECIAL TRADE) BY COUNTRIES OF PRODUCTION AND CONSUMPTION AND BY GROUPS OF THE SITC-REV. III 1992

GROUP DESCRIPTION	DT = 100 KG	1 000 DM	1 000 \$	GROUP DESCRIPTION	DT = 100 KG	1 000 DM	1 000 \$
511 HYDROCARBONS, NES, DERIVTS	6 527	1 346	845	748 TRANSMISSIONS SHAFTS ETC	3 891	9 111	5 892
512 ALCOHOL, PHENOL, ETC. DERIV	58 372	5 218	3 361	749 NON-ELECT. MACH. PARTS, ETC	1 181	3 828	2 472
513 CARBOXYLIC ACIDS, DERIVTS	78 627	10 526	6 684	751 OFFICE MACHINES	377	493	311
514 NITROGEN-FUNCT. COMPOUNDS	13 075	5 863	3 746	752 AUTOMATIC DATA PROC. EQUIP	76	1 605	1 023
515 ORGANO-INORGANIC COMPNDS	5 644	23 435	15 005	759 PARTS, FOR OFFICE MACHINES	40	773	502
516 OTHER ORGANIC CHEMICALS	7 086	5 478	3 425	761 TELEVISION RECEIVERS ETC	7	52	35
522 INORGANIC CHEM. ELEMENTS	40 074	4 167	2 678	764 TELECOMM. EQUIP. PARTS NES	4 947	89 475	57 896
523 METAL. SALTS, INORGAN. ACID	17 641	2 500	1 597	771 ELECT. POWER MACHNRY. PARTS	6 451	14 717	9 397
524 OTHER CHEMICAL COMPOUNDS	4 348	563	367	772 ELEC. SWITCH, RELAY, CIRCUIT	3 648	25 451	16 359
531 SYNTH. COLOURS, LAKES, ETC.	8 178	21 764	13 945	773 ELECTR. DISTRIB. EQPT NES	7 079	15 458	9 791
532 DYEING, TANNING MATERIALS	49 690	10 219	6 568	774 ELECTRO-MEDICAL XRAY EQUIP	267	2 977	1 909
533 PIGMENTS, PAINTS, ETC.	11 236	5 319	3 435	775 ODM. ELEC. NON-ELEC. EQUIPT	342	995	623
541 MEDICINES, ETC. EXC. GRP542	1 685	15 421	9 917	776 TRANSISTORS, VALVES, ETC.	40	813	527
542 MEDICAMENTS	7 301	26 552	17 070	778 ELECTRIC. MACH. APPART. NES	5 116	8 990	5 784
551 ESSENT. OIL, PERFUME, FLAVR	928	2 610	1 677	781 PASS. MOTOR VEHCLS. EX. BUS	3 723	17 487	11 300
553 PERFUMERY, COSMETICS, ETC.	91	106	68	782 GOODS, SPCL. TRANSPORT VEH	1 927	1 921	1 240
554 SOAP, CLEANERS, POLISH, ETC	17 564	5 975	3 814	783 ROAD MOTOR VEHICLES NES	404	253	170
562 FERTILIZER, EXCEPT GRP272	263 051	8 578	5 299	784 PARTS, TRACTORS, MOTOR VEH	1 116	2 955	1 902
571 POLYMERS OF ETHYLENE	32 171	4 607	2 939	786 TRAILERS, SEMI-TRAILER, ETC	836	929	613
572 POLYMERS OF STYRENE	14 727	3 242	2 058	791 RAILWAY VEHICLES. EQUIPNT	184	817	515
573 POLYMERS, VINYL CHLORIDE	9 408	2 074	1 325	792 AIRCRAFT, ASSOC'D. EQUIPNT	9	2 701	1 733
574 POLYACETAL, POLYCARBONATE	7 797	2 871	1 823	793 SHIP, BOAT, FLOAT, STRUCTRS	259 207	7 077	4 489
575 OTH. PLASTIC, PRIMARY FORM	33 628	14 803	9 523	800 CPL. IND. PLANT CHAP 90/94	136	542	356
579 PLASTIC WASTE, SCRAP ETC	13 001	639	408	813 LIGHTING FIXTURES ETC. NES	224	1 452	922
581 PLASTIC TUBE, PIPE, HOSE	572	1 855	1 162	821 FURNITURE, CUSHIONS, ETC.	252	916	580
582 PLASTIC PLATE, SHEETS, ETC	6 581	4 407	2 829	831 TRUNK, SUITCASES, BAG, ETC	32	50	30
583 MONOFILAMENT OF PLASTICS	79	124	80	845 OTHR. TEXTILE APPAREL, NES	13	53	32
591 INSECTICIDES, ETC.	4 373	3 566	2 307	846 CLOTHING ACCESSRS, FABRIC	7	78	50
592 STARCHES, INULIN, ETC.	4 401	1 114	710	848 CLOTHING, NONTEXTL; HEADGEAR	44	150	94
597 PREP'D ADDITIVES, LIQUIDS	36 922	10 188	6 513	851 FOOTWEAR	163	1 058	700
598 MISC. CHEMICAL PRODS. NES	40 454	14 268	9 107	871 OPTICAL INSTRUMENTS, NES	43	12 637	8 064
600 CPL. IND. PLANT CHAP 69-76	9 227	16 167	10 314	872 MEDICAL INSTRUMENTS NES	1 343	444	290
611 LEATHER	47	290	184	873 METERS, COUNTERS, NES	38	11 779	7 541
621 MATERIALS OF RUBBER	2 341	2 035	1 313	874 MEASURE, CONTROL INSTRMNT	617	423	270
625 RUBBER TYRES, TUBES, ETC.	310	180	114	881 PHOTOGRAPH APPAR. ETC. NES	88	3 005	491
629 ARTICLES OF RUBBER, NES	2 803	1 815	1 178	882 PHOTO. CINEMATOGRAPH. SUPPL	6	750	62
634 VENEERS, PLYWOOD, ETC.	439	258	156	884 OPTICAL GOODS NES	5	815	506
635 WOOD MANUFACTURES, NES	1 950	464	292	885 WATCHES AND CLOCKS	254	1 234	794
641 PAPER AND PAPERBOARD	48 194	10 026	6 453	891 ARMS AND AMMUNITION	438	1 689	1 071
642 PAPER, PAPERBOARD, CUT ETC	4 828	1 396	898	892 PRINTED MATTER	1 324	180	113
651 TEXTILE YARN	23 422	10 829	6 924	893 ARTICLES, NES, OF PLASTICS	272	2 370	1 502
652 COTTON FABRICS, WOVEN	127	132	85	894 BABY CARRIAGE, TOYS, GAMES	1 173	2 901	1 892
653 FABRICS, MAN-MADE FIBRES	37	146	93	895 OFFICE, STATIONERY SUPPLS	5	224	140
655 KNIT, CROCHET, FABRIC NES	203	381	243	897 GOLD, SILVERWARE, JEWEL NES	143	601	380
656 TULLE, LACE, EMBROIDRY, ETC	38	106	66	898 MUSICAL INSTRUMENTS, ETC.	3 702	1 700	1 072
657 SPECIAL YARN, TEXTL. FABRIC	708	1 967	1 266	899 MISC. MANUFACTRD GOODS NES			
658 TEXTILE ARTICLES NES	277	180	118	941 COMPL. IND. PLANT CHAPT 99			
659 FLOOR COVERINGS, ETC.	119	338	214				
661 LIME, CEMENT, CONSTR. MATRL	22 239	412	263	INDIA			
662 CLAY, REFRCT. CONSTR. MATRL	58 938	6 844	4 406				
663 MINERAL MANUFACTURES, NES	7 446	4 728	3 014	IMPORTS	4 779 985	2 688 279	1 722 502
664 GLASS	1 015	678	425				
665 GLASSWARE	1 455	721	465	034 FISH, FRESH, CHILLED, FROZN	283	199	129
667 PEARLS, PRECIOUS STONES	-	-	-	036 CRUSTACEANS, MOLLUSCS ETC	15 357	11 270	7 207
671 PIG IRON, SPIEGELEISEN, ETC	1 848	283	177	037 FISH ETC. PREP'D, PRSVD. NES	941	563	362
673 FLAT-ROLLED IRON ETC.	495 618	22 338	14 373	042 RICE	26 836	6 195	3 968
674 FLAT-ROLLED PLATED IRON	334 732	15 586	10 036	054 VEGETABLES	44 497	2 565	1 694
675 FLAT-ROLLED, ALLOY STEEL	17 521	4 442	2 852	056 VEGETABLES, PRPD, PRSVD, NES	17 761	5 085	3 271
676 IRON, STL. BAR, SHAPES ETC.	37 972	3 953	2 527	057 FRUIT, NUTS EXCL. OIL NUTS	52 819	42 160	27 044
678 WIRE OF IRON OR STEEL	335	233	154	058 FRUIT, PRESERVED, PREPARED	13 109	2 621	1 677
679 TUBES, PIPES, ETC. IRON, STL	7 823	2 467	1 590	059 FRUIT, VEGETABLE JUICES	4 162	1 059	651
681 SILVER, PLATINUM, ETC.	29	660	414	061 SUGARS, MOLASSES, HONEY	107 439	1 324	800
682 COPPER	2 467	1 976	1 264	071 COFFEE, COFFEE SUBSTITUTE	84 085	16 632	10 668
683 NICKEL	109	1 250	830	074 TEA AND MATE	73 662	58 611	37 588
684 ALUMINIUM	10 222	7 259	4 679	075 SPICES	17 808	4 380	2 793
685 LEAD	180	69	42	081 ANIMAL FEED STUFF	53 188	1 022	647
691 METALLIC STRUCTURES NES	1 741	1 642	1 016	098 EDIBLE PROD. PREPRTNS, NES	793	200	127
692 CONTAINERS, STORAGE, TRNSP	970	893	543	121 TOBACCO, UNMANUFACTURED	33 114	19 794	12 695
693 WIRE PRODUCTS EXCL. ELECT	1 153	504	308	222 OILSEED (SFT. FIX VEG. OIL)	8 565	1 885	1 211
694 NAILS, SCREWS, NUTS, ETC.	363	712	452	223 OILSEED (OTH. FIX. VEG. OIL)	3 876	439	279
695 TOOLS	970	4 107	2 632	224 SYNTHETIC RUBBER, ETC.	3 222	298	190
696 CUTLERY	40	113	71	248 WOOD, SIMPLY WORKED	335	168	109
697 HOUSEHOLD EQUIPMENT, NES	85	175	111	261 SILK	255	111	69
699 MANUFACT. BASE METAL, NES	4 887	3 987	2 552	283 COTTON	5 516	1 129	705
700 CPL. IND. PLANT (84/85/87)	38 283	109 081	68 970	285 VEGETABLE TEXTILE FIBRES	596	67	45
711 STEAM GENER. BOILERS, ETC.	3 488	3 371	2 137	266 SYNTHETIC FIBRES	1 836	445	282
712 STEAM TURBINES	2 217	10 586	7 035	268 WOOD, OTHER ANIMAL HAIR	169	143	87
713 INTRNL. COMBUS. PSTN ENGIN	2 387	8 097	5 195	269 WORN CLOTHING, TEXTL. ARTL	931	503	324
714 ENGINES, MOTORS NON-ELECT	425	11 199	7 431	273 STONE, SAND AND GRAVEL	544 710	24 174	15 670
716 ROTATING ELECTRIC PLANT	9 841	10 794	7 007	277 NATURAL ABRASIVES, NES	13 829	406	263
718 OTH. POWR. GENRTNG. MACHNRY	243	393	243	278 OTHER CRUDE MINERALS	292 176	7 118	4 570
721 AGRIC. MACHINES, EX. TRACTR	997	1 674	1 040	287 ORE, CONCENTR. BASE METALS	157 407	3 932	2 368
723 CIVIL ENGINEERING EQUIPT	18 877	15 971	10 393	288 NON-FERROUS WASTE, SCRAP	406	144	87
724 TEXTILE, LEATHER MACHINES	131 139	191 106	122 807	291 CRUDE ANIMAL MATERIALS, NES	46 412	4 363	2 785
725 PAPER, PULP MILL MACHINES	7 217	4 281	2 763	292 CRUDE VEG. MATERIALS, NES	168 329	30 925	19 815
726 PRINTNG. BOOKBINDNG MACHS	3 051	4 597	2 924	333 PETROLEUM OILS, CRUDE	636 079	18 236	11 959
727 FOOD-PROCESS. MCH. NON ODM	125	1 103	697	334 PETROLEUM PRODUCTS	32 764	1 004	618
728 OTH. MACH. PTS, SPCL. INDUST	9 693	11 804	7 627	422 FIXED VEG. FAT, OILS, OTHER	78 330	8 772	5 683
731 METAL REMOVAL WORK TOOLS	1 302	4 636	3 061	431 ANIMAL, VEG. FATS, OILS, NES	4 717	851	537
733 MACH-TOOLS, METAL-WORKING	12	54	34	511 HYDROCARBONS, NES, DERIVTS	818	2 862	1 860
735 PARTS, NES, FOR MACH-TOOLS	267	2 078	1 302	512 ALCOHOL, PHENOL, ETC. DERIV	2 654	3 564	2 292
737 METALWORKING MACHNRY NES	5 123	2 194	1 476	513 CARBOXYLIC ACIDS, DERIVTS	5 284	2 094	1 346
741 HEATING, COOLING EQUIP, PART	6 696	18 440	11 744	514 NITROGEN-FUNCT. COMPOUNDS	15 576	15 704	10 106
742 PUMPS FOR LIQUIDS, PARTS	993	5 205	3 328	515 ORGANO-INORGANIC COMPNDS	11 887	23 765	15 105
743 PUMPS NES, CENTRIFUGS ETC	5 382	17 679	11 432	516 OTHER ORGANIC CHEMICALS	4 982	6 099	3 887
744 MECHANICAL HANDLING EQUIP	2 275	4 143	2 636	522 INORGANIC CHEM. ELEMENTS	7 058	739	467
745 OTH. NONELEC. MCH. TOOL, NES	3 349	6 306	4 024	523 METAL. SALTS, INORGAN. ACID	3 428	1 678	1 081
746 BALL OR ROLLER BEARINGS	877	2 521	1 612	524 OTHER CHEMICAL COMPOUNDS	498	308	197
747 TAPS, COCKS, VALVES, ETC.	1 616	6 687	4 414	525 RADIO-ACTIVE MATERIALS	991	160	99



## 7 IMPORTS AND EXPORTS (SPECIAL TRADE) BY COUNTRIES OF PRODUCTION AND CONSUMPTION AND BY GROUPS OF THE SITC-REV. III 1992

GROUP DESCRIPTION	DT = 100 KG	1 000 DM	1 000 \$	GROUP DESCRIPTION	DT = 100 KG	1 000 DM	1 000 \$
531 SYNTH.COLOURS,LAKES,ETC.	11 684	16 559	10 652	813 LIGHTING FIXTURES ETC.NES	14 272	16 569	10 652
532 DYEING,TANNING MATERIALS	2 216	1 594	1 047	821 FURNITURE,CUSHIONS,ETC.	2 658	7 526	4 873
533 PIGMENTS, PAINTS, ETC.	344	342	218	831 TRUNK,SUITCASES,BAG,ETC.	29 838	112 427	72 400
541 MEDICINES,ETC.EXC.GRPS42	2 943	16 738	10 658	841 MENS,BOYS CLOTHING,X-KNIT	62 822	202 822	130 197
542 MEDICAMENTS	1 371	2 788	1 792	842 WOMEN,GIRL CLOTHING,XKNIT	55 658	229 817	146 361
551 ESSNTL.OIL,PERFUME,FLAVR	2 856	3 512	2 236	843 MENS,BOYS CLOTHING,KNIT	5 235	11 429	7 388
553 PERFUMERY,COSMETICS,ETC.	806	1 597	1 054	844 WOMEN,GIRLS CLOTHING,KNIT	26 387	58 732	37 577
571 POLYMERS OF ETHYLENE	1 052	108	72	845 OTHR.TEXTILE APPAREL,NES	63 460	163 303	103 594
573 POLYMERS,VINYL CHLORIDE	178	52	35	846 CLOTHING ACCESSRS,FABRIC	5 816	28 917	18 459
574 POLYACETAL,POLYCARBONATE	122	54	35	848 CLOTHING,NONTXTL;HEADGEAR	42 897	217 675	139 828
575 OTH.PLASTIC,PRIMARY FORM	492	83	54	851 FOOTWEAR	33 604	139 313	89 113
582 PLASTIC PLATE,SHEETS,ETC	1 261	582	370	871 OPTICAL INSTRUMENTS,NES	14	53	35
583 MONOFILAMENT OF PLASTICS	512	244	162	872 MEDICAL INSTRUMENTS NES	93	637	417
591 INSECTICIDES, ETC.	403	504	315	873 METERS,COUNTERS,NES	151	158	103
592 STARCHES,INULIN,ETC.	1 202	233	148	874 MEASURE,CONTROL INSTRMNT	356	7 106	4 556
598 MISC.CHEMICAL PRODS,NES	27 872	3 620	2 229	882 PHOTO.CINEMATOGRPH.SUPPL	7	112	75
611 LEATHER	16 286	59 939	38 471	883 CINE.FILM EXPOS.DEVELOPD	4	81	55
612 MANUFACT.LEATHER ETC.NES	4 737	12 393	7 968	884 OPTICAL GOODS NES	61	829	531
621 MATERIALS OF RUBBER	276	114	75	885 WATCHES AND CLOCKS	36	100	67
625 RUBBER TYRES,TUBES,ETC.	2 493	830	521	891 ARMS AND AMMUNITION	187	767	491
629 ARTICLES OF RUBBER, NES	4 442	2 926	1 862	892 PRINTED MATTER	576	818	525
634 VENEERS, PLYWOOD, ETC.	851	460	296	893 ARTICLES,NES,OF PLASTICS	2 051	1 553	998
635 WOOD MANUFACTURES, NES	2 358	2 600	1 662	894 BABY CARRIAGE,TOYS,GAMES	4 671	6 580	4 200
842 PAPER,PAPERBOARD,CUT ETC	347	552	361	895 OFFICE,STATIONERY SUPPLS	282	823	518
651 TEXTILE YARN	112 504	53 532	34 265	896 WORKS OF ART,ANTIQUE ETC	144	226	141
652 COTTON FABRICS, WOVEN	82 932	56 828	36 344	897 GOLD,SILVERWARE,JEWEL NES	1 333	20 246	13 094
653 FABRICS,MAN-MADE FIBRES	8 663	5 914	3 783	898 MISCELLANEOUS INSTRUMENTS,ETC.	497	1 394	896
654 OTH.TEXTILE FABRIC,WOVEN	18 253	30 621	19 685	899 MISC MANUFCTD GOODS NES	6 285	8 495	5 461
655 KNIT,CROCHET,FABRIC NES	109	142	91				
656 TULLE,LACE,EMBROIDRY,ETC	334	3 675	2 362	EXPORTS	15 810	331	2 840
657 SPECIAL YARN,TXTL.FABRIC	3 606	1 285	817			645	1 814
658 TEXTILE ARTICLES NES	107 118	118 393	75 990	022 MILK AND CREAM	102 524	36 830	23 796
659 FLOOR COVERINGS, ETC.	220 871	341 710	219 218	024 CHEESE AND CURD	109	81	52
661 LIME,CEMENT,CONSTR.MATRL	584 982	16 748	10 828	054 VEGETABLES	1 004	1 753	1 132
662 CLAY,REFRCT.CONSTR.MATRL	14 462	1 081	702	061 SUGARS,MOLASSES,HONEY	7 526	918	584
663 MINERAL MANUFACTURES,NES	1 024	1 428	907	081 ANIMAL FEED STUFF	299	104	67
664 GLASS	28	55	35	098 EDIBLE PROD.PREPRNTS,NES	58	91	56
665 GLASSWARE	11 453	7 713	4 939	112 ALCOHOLIC BEVERAGES	1 692	517	326
666 POTTERY	665	353	221	211 HIDES,SKINS(EX.FURS),RAW	1 309	456	291
667 PEARLS,PRECIOUS STONES			232	232 SYNTHETIC RUBBER, ETC.	64 590	8 803	5 724
671 PIG IRON,SPIEGELEISEN,ETC	252 220	25 631	16 145	248 WOOD, SIMPLY WORKED	702	290	194
673 FLAT-ROLLED IRON ETC.	862	171	109	251 PULP AND WASTE PAPER	10 641	110	69
675 FLAT-ROLLED, ALLOY STEEL	9 171	3 348	2 197	266 SYNTHETIC FIBRES	3 234	808	516
676 IRON,STL.BAR,SHAPES ETC.	41 918	14 796	9 482	267 OTHER MAN-MADE FIBRES	3 260	65	44
678 WIRE OF IRON OR STEEL	3 080	1 200	790	268 WOOL, OTHER ANIMAL HAIR	1 226	427	270
679 TUBES,PIPES,ETC.IRON,STL	59 326	5 732	3 673	269 WORN,CLOTHING,TEXTL.ARTL	23 017	1 462	940
681 SILVER,PLATINUM,ETC.		220	133	274 SULPHUR,UNRSTD.IRON PYRS	3 595	1 100	712
682 COPPER	3 376	1 381	848	277 NATURAL ABRASIVES, NES	28	1 660	1 046
684 ALUMINIUM	1 635	1 022	646	278 OTHER CRUDE MINERALS	7 793	976	625
689 MISC.NON-FERR.BASE METAL	21	153	96	282 FERROUS WASTE AND SCRAP	603 603	8 323	5 490
691 METALLIC STRUCTURES NES	1 949	435	281	285 ALUMINIUM ORE,CONCTR,ETC	6 689	867	545
692 CONTAINERS,STORAGE,TRNSP	120	123	77	287 ORE,CONCENTR.BASE METALS	374	319	206
693 WIRE PRODUCTS EXCL.ELECT	9 008	1 585	1 033	288 NON-FERROUS WASTE,SCRAP	70 514	11 366	7 247
694 NAILS,SCREWS,NUTS,ETC.	10 970	4 648	3 008	291 CRUDE ANIMAL MATERIALS,NES	419	266	172
695 TOOLS	31 173	22 771	14 562	292 CRUDE VEG.MATERIALS, NES	888	2 486	1 591
696 CUTLERY	101	217	137	334 PETROLEUM PRODUCTS	10 962	2 904	1 876
697 HOUSEHOLD EQUIPMENT,NES	23 096	28 533	18 440	335 RESIDUAL PETROL.PRODUCTS	76 562	8 666	5 498
699 MANUFACTS.BASE METAL,NES	22 601	6 745	4 320	411 ANIMAL OILS AND FATS	802	128	83
712 STEAM TURBINES	20	300	194	421 FIXED VEG.FAT,OILS, SOFT	19 607	1 975	1 250
713 INTRNL COMBUS PSTN ENGIN	1 906	3 676	2 363	431 ANIMAL,VEG.FATS,OILS,NES	5 877	586	373
714 ENGINES,MOTORS NON-ELECT	35	7 101	4 343	511 HYDROCARBONS,NES,DERIVTS	27 463	4 720	3 017
716 ROTATING ELECTRIC PLANT	990	657	512	512 ALCOHOL,PHENOL,ETC.DERIV	60 272	16 907	10 792
718 OTH.POWR.GENRTNG.MACHNRY	65	55	34	513 CARBOXYLIC ACIDS,DERIVTS	60 444	18 689	11 984
721 AGRIC.MACHINES,EX.TRACTR	324	92	60	514 NITROGEN-FUNCT.COMPOUNDS	70 075	47 579	30 396
724 TEXTILE,LEATHER MACHINES	1 463	2 164	1 424	515 ORGANO-INORGANIC COMPNDS	19 976	18 275	11 651
725 PAPER,PULP MILL MACHINES	520	160	102	516 OTHER ORGANIC CHEMICALS	21 156	11 996	7 697
726 PRINTNG,BOOKBINDNG MACHS	190	395	265	522 INORGANIC CHEM.ELEMENTS	39 162	13 663	8 753
728 OTH.MACH,PTS,SPCL INDUST	2 665	2 086	1 347	523 METAL,SALTS,INORGAN.ACID	10 622	4 286	2 729
731 METAL REMOVAL WORK TOOLS	925	887	561	524 OTHER CHEMICAL COMPOUNDS	2 374	3 406	2 162
735 PARTS,NES,FOR MACH-TOOLS	887	1 660	1 056	525 RADIO-ACTIVE MATERIALS	12	163	103
737 METALWORKING MACHNRY NES	222	281	178	531 SYNTH.COLOURS,LAKES,ETC.	2 430	11 822	7 567
741 HEATING,COOLNG EQUIP,PART	269	753	481	532 DYEING,TANNING MATERIALS	3 686	1 383	884
742 PUMPS FOR LIQUIDS,PARTS	5 174	20 880	13 434	533 PIGMENTS, PAINTS, ETC.	6 997	5 217	3 351
743 PUMPS NES,CENTRIFUGS ETC	1 522	1 570	1 010	541 MEDICINES,ETC.EXC.GRPS42	5 308	35 173	22 421
744 MECHANICAL HANDLING EQUIP	1 878	465	295	542 MEDICAMENTS	1 293	7 196	4 623
745 OTH.NONELEC MCH,TOOL,NES	39	107	68	551 ESSNTL.OIL,PERFUME,FLAVR	400	942	608
746 BALL OR ROLLER BEARINGS	471	268	174	553 PERFUMERY,COSMETICS,ETC.	51	234	148
747 TAPS,COCKS,VALVES,ETC.	1 240	2 834	1 811	554 SOAP,CLEANERS,POLISH,ETC	10 997	3 610	2 322
748 TRANSMISSIONS SHAFTS ETC	6 564	3 906	2 517	562 FERTILIZER,EXCEPT GRP272	8 657 371	163 903	105 445
749 NON-ELECT MACH.PARTS,ETC	299	1 283	842	571 POLYMERS OF ETHYLENE	33 124	6 704	4 261
752 AUTOMATC.DATA PROC.EQUIP	1 007	9 205	5 872	572 POLYMERS OF STYRENE	463	160	104
759 PARTS,FOR OFFICE MACHINS	31	793	517	573 POLYMERS,VINYL CHLORIDE	21 139	2 722	1 715
761 TELEVISION RECEIVERS ETC	230	496	311	574 POLYACETAL,POLYCARBONATE	12 335	4 937	3 179
763 SOUND RECORDER,PHONOGRPH	62	105	69	575 OTH.PLASTIC,PRIMARY FORM	48 393	16 828	10 838
764 TELECOMM.EQUIP,PARTS NES	746	1 836	1 203	579 PLASTIC WASTE, SCRAP ETC	18 010	1 340	879
771 ELECT POWER MACHNY,PARTS	2 793	5 563	3 548	581 PLASTIC TUBE,PIPE,HOSE	1 023	3 599	2 314
772 ELEC.SWITCH.RELAY.CIRCUT	1 242	5 768	3 666	582 PLASTIC PLATE,SHEETS,ETC	5 388	7 013	4 495
773 ELECTR.DISTRIBT.EQPT NES	105	386	251	583 MONOFILAMENT OF PLASTICS	78	165	107
774 ELECTRO-MEDCL.XRAY EQUIP	2	166	104	591 INSECTICIDES, ETC.	1 090	1 251	816
776 TRANSISTORS,VALVES,ETC.	55	837	531	592 STARCHES,INULIN,ETC.	296	249	153
778 ELECTRIC.MACH.APPT.NES	4 727	3 847	2 490	593 EXPLOSIVES,PIROTECHNICS	97	353	222
781 PASS.MOTOR VEHCLS,EX.BUS	1 189	1 083	702	597 PREPRD ADDITIVES,LIQUIDS	35 714	12 743	8 230
782 GOODS,SPCL TRANSPORT VEH	97	88	56	598 MISC.CHEMICAL PRODS,NES	75 451	40 327	26 080
784 PARTS,TRACTORS,MOTOR VEH	29 306	6 989	4 460	600 CPL IND PLANT CHAP 69-76	87 836	67 446	41 780
785 CYCLES,MOTORCYCLES ETC.	17 727	11 028	7 045	611 LEATHER	3 502	5 762	3 680
786 TRAILERS,SEMI-TRAILR,ETC	76	46	30	612 MANUFACT.LEATHER ETC.NES	7	55	34
791 RAILWAY VEHICLES.EQUIPNT	140	131	80	613 FURSKINS,TANNED,DRESSED	61	322	205
792 AIRCRAFT,ASOCTD.EQUIPNT	9	3 372	2 137	621 MATERIALS OF RUBBER	1 774	2 078	1 314
793 SHIP,BOAT,FLOAT.STRUCTRS	148	57	38	625 RUBBER TYRES,TUBES,ETC.	161	277	181



## 7 IMPORTS AND EXPORTS (SPECIAL TRADE) BY COUNTRIES OF PRODUCTION AND CONSUMPTION AND BY GROUPS OF THE SITC-REV. III 1992

GROUP DESCRIPTION	DT = 100 KG	1 000 DM	1 000 \$	GROUP DESCRIPTION	DT = 100 KG	1 000 DM	1 000 \$
629 ARTICLES OF RUBBER, NES	2 526	5 016	3 193	882 PHOTO.CINEMATOGRPH.SUPPL	6 037	9 735	6 307
634 VENEERS, PLYWOOD, ETC.	91	74	48	884 OPTICAL GOODS NES	31	3 789	2 420
641 PAPER AND PAPERBOARD	54 531	10 704	6 863	885 WATCHES AND CLOCKS	670	1 810	1 183
642 PAPER,PAPERBOARD,CUT ETC	7 573	3 580	2 319	891 ARMS AND AMMUNITION	14	71	45
651 TEXTILE YARN	7 434	4 713	3 014	892 PRINTED MATTER	1 066	13 611	8 767
652 COTTON FABRICS, WOVEN	505	955	604	893 ARTICLES,NES,OF PLASTICS	2 521	5 754	3 707
653 FABRICS,MAN-MADE FIBRES	1 054	1 629	1 040	895 OFFICE,STATIONERY SUPPLS	506	2 470	1 587
654 OTH.TEXTILE FABRIC,WOVEN	306	384	246	896 WORKS OF ART,ANTIQUE ETC	4	610	370
655 KNIT,CROCHET.FABRIC NES	99	193	122	897 GOLD,SILVERWARE,JEWEL NES	3	2 603	1 642
656 TULLE,LACE,EMBROIDRY.ETC	41	773	490	898 MUSICAL INSTRUMENTS,ETC.	46	2 085	1 324
657 SPECIAL YARN,TXTL.FABRIC	2 948	7 348	4 726	899 MISC MANUFCTRD GOODS NES	629	3 595	2 294
658 TEXTILE ARTICLES NES	202	259	169	941 COMPL IND PLANT CHAPT 99	12 188	6 022	3 799
662 CLAY,REFRCT.CONSTR.MATRL	48 150	7 070	4 511	971 GOLD,NONMONTY EXCL ORES		696	449
663 MINERAL MANUFACTURES,NES	6 908	9 597	6 115				
664 GLASS	5 885	4 154	2 673	BANGLADESH			
665 GLASSWARE	1 065	1 915	1 245	IMPORTS	284 339	337 630	217 076
666 POTTERY	5	114	74				
667 PEARLS,PRECIOUS STONES	.	.	.				
671 PIG IRON,SPIEGELISEN,ETC	3 804	1 447	935	034 FISH,FRESH,CHILLED,FROZN	222	175	111
672 INGOTS ETC.IRON OR STEEL	20 093	1 962	1 275	036 CRUSTACEANS,MOLLUSCS ETC	10 350	21 344	13 765
673 FLAT-ROLLED IRON ETC.	2 166 593	147 324	93 515	037 FISH ETC.PREPD,PRSDV,NES	68	155	97
674 FLAT-ROLLED PLATED IRON	119 154	8 686	5 549	054 VEGETABLES	162	55	36
675 FLAT-ROLLED, ALLOY STEEL	552 403	69 157	44 815	074 TEA AND MATE	2 670	662	426
676 IRON,STL,BAR,SHAPES ETC.	55 228	8 730	5 628	121 TOBACCO, UNMANUFACTURED	184	112	71
677 RAILWAY TRACK IRON,STEEL	972	129	87	264 JUTE,OTH.TEXTL.BAST FIBR	11 471	587	371
678 WIRE OF IRON OR STEEL	4 940	2 759	1 788	291 CRUDE ANIMAL MATERLS,NES	438	141	91
679 TUBES,PIPES,ETC.IRON,STL	255 608	62 239	40 089	541 MEDICINES,ETC.EXC.GRP542	80	856	543
681 SILVER,PLATINUM,ETC.	19	635	400	611 LEATHER	1 762	5 371	3 429
682 COPPER	10 894	9 795	6 314	651 TEXTILE YARN	61 070	9 198	5 930
683 NICKEL	999	2 821	1 798	654 OTH.TEXTILE FABRIC,WOVEN	6 708	1 150	750
684 ALUMINIUM	5 702	4 443	2 874	657 SPECIAL YARN,TXTL.FABRIC	373	113	73
687 TIN	2 427	2 706	1 712	658 TEXTILE ARTICLES NES	24 931	5 891	3 747
689 MISC.NON-FERR.BASE METAL	371	3 181	2 045	659 FLOOR COVERINGS, ETC.	168	132	85
691 METALLIC STRUCTURES NES	14 112	7 917	5 097	666 POTTERY	170	80	51
692 CONTAINERS,STORAGE,TRNSP	3 235	6 425	4 062	696 CUTLERY	130	119	76
693 WIRE PRODUCTS EXCL.ELECT	763	870	550	764 TELECOMM.EQUIP.PARTS NES		50	30
694 NAILS,SCREWS,NUTS,ETC.	502	1 923	1 217	831 TRUNK,SUITCASES,BAG,ETC	136	149	95
695 TOOLS	3 085	13 576	8 765	841 MENS,BOYS CLOTHNG,X-KNIT	82 406	148 453	95 955
697 HOUSEHOLD EQUIPMENT,NES	53	95	64	842 WOMEN,GIRL CLOTHNG,XKNIT	9 016	27 109	17 253
699 MANUFACTS.BASE METAL,NES	15 268	15 648	9 986	843 MENS,BOYS CLOTHING,KNIT	1 939	3 600	2 272
700 CPL IND PLANT (84/85/87)	124 926	333 557	208 621	844 WOMEN,GIRLS CLOTHNG,KNIT	2 186	4 642	2 962
711 STEAM GENER.BOILERS,ETC.	792	2 957	1 856	845 OTHR.TEXTILE APPAREL,NES	59 769	100 639	64 507
712 STEAM TURBINES	3 596	23 551	15 492	846 CLOTHING ACCESSRS,FABRIC	1 583	2 649	1 675
713 INTRNL COMBUS PSTN ENGIN	3 681	27 945	17 676	848 CLOTHING,NONTXTL;HEADGEAR	19	57	39
714 ENGINES,MOTORS NON-ELECT	457	30 948	19 812	851 FOOTWEAR	4 670	2 866	1 806
716 ROTATING ELECTRIC PLANT	4 350	17 065	10 928	892 PRINTED MATTER	26	75	51
718 OTH.PQWR.GENRTNG.MACHNRY	2 532	5 307	3 342	893 ARTICLES,NES,OF PLASTICS	276	59	38
721 AGRIC.MACHINES,EX.TRACTR	500	1 286	819	894 BABY CARRIAGE,TOYS,GAMES	158	218	143
722 TRACTORS	400	550	359	899 MISC MANUFCTRD GOODS NES	524	496	323
723 CIVIL ENGINEERING EQUIPT	18 714	33 038	21 395	EXPORTS	943 004	157 250	101 052
724 TEXTILE,LEATHER MACHINES	45 561	163 206	105 318				
725 PAPER,PULP MILL MACHINES	1 855	7 084	4 550	022 MILK AND CREAM	1 720	762	483
726 PRINTNG,BOOKBINDNG MACHS	1 909	12 005	7 803	061 SUGARS,MOLASSES,HONEY	13 378	990	634
727 FOOD-PROCESS.MCH.NON DOM	288	581	382	081 ANIMAL FEED STUFF	1 334	189	122
728 OTH.MACH.PTS,SPCL INDUST	26 064	102 080	65 159	112 ALCOHOLIC BEVERAGES	532	109	67
731 METAL REMOVAL WORK TOOLS	18 204	51 642	33 417	232 SYNTHETIC RUBBER, ETC.	225	88	55
733 MACH-TOOLS,METAL-WORKING	10 410	26 537	16 486	263 COTTON	866	232	158
735 PARTS,NES,FOR MACH-TOOLS	5 132	34 183	21 411	267 OTHER MAN-MADE FIBRES	180	102	70
737 METALWORKING MACHNRY NES	34 007	67 818	42 852	268 WOOL, OTHER ANIMAL HAIR	585	439	266
741 HEATING,COOLNG EQUIP,PART	19 766	82 106	52 778	273 STONE, SAND AND GRAVEL	6 022	201	131
742 PUMPS FOR LIQUIDS,PARTS	5 504	43 142	27 585	278 OTHER CRUDE MINERALS	8 962	110	71
743 PUMPS NES,CENTRIFUGS ETC	14 550	68 911	44 298	287 ORE,CONCENTR.BASE METALS	840	65	42
744 MECHANICAL HANDLING EQUIP	5 692	14 590	9 354	334 PETROLEUM PRODUCTS	2 638	280	184
745 OTH.NONLECMCH,TOOL,NES	3 863	14 165	9 031	335 RESIDUAL PETROL.PRODUCTS	1 117	155	98
746 BALL OR ROLLER BEARINGS	9 003	29 217	18 709	431 ANIMAL,VEG.FATS,OILS,NES	1 17	97	61
747 TAPS,COCKS,VALVES,ETC.	3 355	19 262	12 327	511 HYDROCARBONS,NES,DERIVTS	340	62	38
748 TRANSMISSIONS SHAFTS ETC	17 871	42 465	27 322	512 ALCOHOL,PHENOL,ETC.DERIV	8 197	835	533
749 NON-ELECT MACH.PARTS,ETC	8 358	17 360	11 094	513 CARBOXYLIC ACIDS,DERIVTS	10 615	1 865	1 189
751 OFFICE MACHINES	14	238	155	514 NITROGEN-FUNCT.COMPOUNDS	1 622	604	378
752 AUTOMATC.DATA PROC.EQUIP	336	14 946	9 525	515 ORGANO-INORGANIC COMPNDS	285	1 513	973
759 PARTS,FOR OFFICE MACHINS	672	5 627	3 547	516 OTHER ORGANIC CHEMICALS	445	512	330
761 TELEVISION RECEIVERS ETC	25	200	131	522 INORGANIC CHEM.ELEMENTS	10 430	1 573	1 016
763 SOUND RECORDER,PHONOGRPH	15	1 174	770	523 METAL.SALTS,INORGAN.ACID	8 336	1 222	786
764 TELECOMM.EQUIP.PARTS NES	627	14 329	9 215	531 SYNTH.COLOURS,LAKES,ETC.	1 516	3 638	2 332
771 ELECT POWER MACHNY,PARTS	2 209	10 872	6 970	532 DYEING,TANNING MATERIALS	21 530	4 401	2 813
772 ELEC.SWITCH.RELAY.CIRCUIT	3 944	60 023	38 628	533 PIGMENTS, PAINTS, ETC.	2 943	1 793	1 154
773 ELECTR DISTRIBT.EQPT NES	11 401	25 191	16 159	541 MEDICINES,ETC.EXC.GRP542	4 422	20 036	12 985
774 ELECTRO-MEDCL,XRAY EQUIP	1 588	36 528	23 503	542 MEDICAMENTS	260	1 273	808
775 DOM.ELEC,NON-ELEC.EQUIPT	107	637	399	551 ESSNTL.OIL,PERFUME,FLAVR	442	1 036	684
776 TRANSISTORS,VALVES,ETC.	1 104	14 715	9 411	554 SOAP,CLEANERS,POLISH,ETC	3 807	923	592
778 ELECTRIC.MACH.APPART.NES	2 894	19 672	12 735	571 POLYMERS OF ETHYLENE	11 828	1 685	1 079
781 PASS.MOTOR VEHCLS.EX.BUS	1 128	5 838	3 782	572 POLYMERS OF STYRENE	712	180	120
784 PARTS,TRACTORS,MOTOR VEH	3 308	12 318	7 976	574 POLYACETAL,POLYCARBONATE	243	104	66
785 CYCLES,MOTORCYCLES ETC.	215	617	393	575 OTH.PLASTIC,PRIMARY FORM	7 068	2 521	1 609
786 TRAILERS,SEMI-TRAILR,ETC	504	874	542	582 PLASTIC PLATE,SHEETS,ETC	4 624	2 038	1 301
791 RAILWAY VEHICLES.EQUIPNT	2 951	5 287	3 268	591 INSECTICIDES, ETC.	2 292	1 428	922
792 AIRCRAFT,ASSTD,CD.EQUIPNT	180	30 714	19 649	592 STARCHES,INULIN,ETC.	11 852	714	463
793 SHIP,BOAT,FLOAT.STRUCTRS	1 600 995	50 510	32 773	597 PREPRED ADDITIVES,LIQUIDS	8 188	1 829	1 177
800 CPL IND PLANT CHAP 90/94	3 490	6 583	4 449	598 MISC.CHEMICAL PRODTS,NES	9 192	3 287	2 112
813 LIGHTING FIXTURES ETC,NES	217	1 890	1 211	600 CPL IND PLANT CHAP 69-76	427	1 783	1 123
821 FURNITURE,CUSHIONS,ETC.	391	1 367	887	629 ARTICLES OF RUBBER, NES	4	74	48
846 CLOTHING ACCESSRS,FABRIC	11	68	40	641 PAPER AND PAPERBOARD	18 605	1 038	658
848 CLOTHNG,NONTXTL;HEADGEAR	26	202	129	642 PAPER,PAPERBOARD,CUT ETC	332	117	75
851 FOOTWEAR	1 859	2 684	1 716	657 SPECIAL YARN,TXTL.FABRIC	46	405	258
871 OPTICAL INSTRUMENTS,NES	155	4 723	3 030	658 TEXTILE ARTICLES NES	11 149	77	46
872 MEDICAL INSTRUMENTS NES	426	17 261	617	662 CLAY,REFRCT.CONSTR.MATRL	353	57	36
873 METERS,COUNTERS,NES	50	964	617	663 MINERAL MANUFACTURES,NES	114	155	101
874 MEASURE,CONTROL INSTRMNT	2 558	80 577	51 409	664 GLASS	1 732	400	264
881 PHOTOGRAPH APPAR.ETC.NES	71	1 911	1 205				



## 7 IMPORTS AND EXPORTS (SPECIAL TRADE) BY COUNTRIES OF PRODUCTION AND CONSUMPTION AND BY GROUPS OF THE SITC-REV. III 1992

GROUP DESCRIPTION	DT = 100 KG	1 000 DM	1 000 \$	GROUP DESCRIPTION	DT = 100 KG	1 000 DM	1 000 \$
665 GLASSWARE	108	139	89	075 SPICES	3 337	2 579	1 665
671 PIG IRON, SPIEGELEISN, ETC	6 000	189	114	121 TOBACCO, UNMANUFACTURED	7 853	5 203	3 315
673 FLAT-ROLLED IRON ETC.	2 974	433	271	231 NATURAL RUBBER, ETC.	77 685	11 611	7 413
674 FLAT-ROLLED PLATED IRON	3 286	203	129	248 WOOD, SIMPLY WORKED	1 439	385	258
675 FLAT-ROLLED, ALLOY STEEL	424	59	37	265 VEGETABLE TEXTILE FIBRES	109 269	6 326	4 068
676 IRON, STL. BAR, SHAPES ETC.	1 177	307	202	273 STONE, SAND AND GRAVEL	2 355	102	70
682 COPPER	883	352	225	278 OTHER CRUDE MINERALS	3 179	572	369
691 METALLIC STRUCTURES NES	2 895	870	543	287 ORE, CONCENTR. BASE METALS	399 951	4 629	3 098
692 CONTAINERS, STORAGE, TRNSP	85	201	129	292 CRUDE VEG. MATERIALS, NES	7 562	2 718	1 740
695 TOOLS	176	704	453	551 ESSNTL. OIL, PERFUME, FLAVR	71	233	148
699 MANUFACT. BASE METAL, NES	546	956	595	598 MISC. CHEMICAL PRODS. NES	1 606	531	334
700 CPL IND PLANT (84/85/87)	1 629	2 116	1 382	621 MATERIALS OF RUBBER	1 875	292	181
711 STEAM GENER. BOILERS, ETC.	529	716	461	625 RUBBER TYRES, TUBES, ETC.	19 810	7 846	5 018
712 STEAM TURBINES	16	162	108	629 ARTICLES OF RUBBER, NES	18 059	5 718	3 685
713 INTRNL COMBUS PSTN ENGIN	70	796	509	635 WOOD MANUFACTURES, NES	3 914	1 500	968
714 ENGINES, MOTORS NON-ELECT	7	185	116	642 PAPER, PAPERBOARD, CUT ETC	52	50	31
716 ROTATING ELECTRIC PLANT	220	864	574	651 TEXTILE YARN	5 254	2 436	1 630
721 AGRIC. MACHINES, EX. TRACTR	428	1 149	792	653 FABRICS, MAN-MADE FIBRES	72	141	92
723 CIVIL ENGINEERING EQUIPT	37	77	47	657 SPECIAL YARN, TXTL. FABRIC	467	97	67
724 TEXTILE, LEATHER MACHINES	14 615	11 288	7 498	658 TEXTILE ARTICLES NES	1 458	2 724	1 740
725 PAPER, PULP MILL MACHINES	2 384	2 846	1 818	659 FLOOR COVERINGS, ETC.	2 993	868	547
726 PRINTING, BOOKBINDING MACHS	268	820	536	661 LIME, CEMENT, CONSTR. MATRL	1 235	57	35
727 FOOD-PROCESS. MCH. NON DOM	971	1 707	1 141	666 POTTERY	2 710	2 958	1 887
728 OTH. MACH. PTS, SPCL INDUST	204	1 378	941	667 PEARLS, PRECIOUS STONES	.	.	.
731 METAL REMOVAL WORK TOOLS	41	98	62	694 NAILS, SCREWS, NUTS, ETC.	16 980	6 025	3 889
735 PARTS, NES, FOR MACH-TOOLS	13	258	164	695 TOOLS	2 208	844	531
737 METALWORKING MACHNRY NES	8	378	249	697 HOUSEHOLD EQUIPMENT, NES	79	117	80
741 HEATING, COOLING EQUIP, PART	664	1 725	1 078	699 MANUFACT. BASE METAL, NES	34	378	242
742 PUMPS FOR LIQUIDS, PARTS	10	239	155	713 INTRNL COMBUS PSTN ENGIN	58	216	133
743 PUMPS NES, CENTRIFUGS ETC	86	713	457	728 OTH. MACH. PTS, SPCL INDUST	99	56	36
744 MECHANICAL HANDLING EQUIP	662	1 838	1 181	744 MECHANICAL HANDLING EQUIP	7	56	35
745 OTH. NONELEC MCH, TOOL, NES	2 895	1 958	1 296	752 AUTOMATC. DATA PROC. EQUIP	3	115	71
746 BALL OR ROLLER BEARINGS	30	288	182	759 PARTS, FOR OFFICE MACHINS	2	223	141
747 TAPS, COCKS, VALVES, ETC.	73	698	425	764 TELECOMM. EQUIP. PARTS NES	.	117	73
748 TRANSMISSIONS SHAFTS ETC	64	561	351	771 ELECT. POWER MACHNRY. PARTS	6	79	49
749 NON-ELECT MACH. PARTS, ETC	36	1 026	683	772 ELEC. SWITCH, RELAY, CIRCUIT	188	276	180
764 TELECOMM. EQUIP. PARTS NES	312	4 342	2 771	774 ELECTRO-MEDCL. XRAY EQUIP	.	57	36
771 ELECT. POWER MACHNRY. PARTS	3 469	7 163	4 349	778 ELECTRIC. MACH. APPART. NES	1 197	18 595	11 855
772 ELEC. SWITCH, RELAY, CIRCUIT	1 575	9 126	5 765	781 PASS. MOTOR VEHCLS. EX. BUS	43	165	104
773 ELECTR. DISTRIB. EQPT NES	2 252	1 563	988	813 LIGHTING FIXTURES ETC. NES	605	1 056	662
774 ELECTRO-MEDCL. XRAY EQUIP	12	418	268	821 FURNITURE, CUSHIONS, ETC.	704	536	342
778 ELECTRIC. MACH. APPART. NES	1 055	2 974	1 874	831 TRUNK, SUITCASES, BAG, ETC	106	294	192
781 PASS. MOTOR VEHCLS. EX. BUS	29	123	78	841 MENS, BOYS CLOTHING, X-KNIT	23 511	70 115	45 112
784 PARTS, TRACTORS, MOTOR VEH	38	702	439	842 WOMEN, GIRL CLOTHING, X-KNIT	14 034	69 799	44 814
793 SHIP, BOAT, FLOAT. STRUCTRS	694 266	20 587	13 280	843 MENS, BOYS CLOTHING, KNIT	3 189	8 344	5 274
813 LIGHTING FIXTURES ETC. NES	17	137	90	844 WOMEN, GIRLS CLOTHING, KNIT	2 509	10 516	6 736
851 FOOTWEAR	32	51	31	845 OTHR. TEXTILE APPAREL, NES	12 549	39 886	25 638
872 MEDICAL INSTRUMENTS NES	241	671	440	846 CLOTHING ACCESSRS, FABRIC	17 626	53 480	34 462
874 MEASURE, CONTROL INSTRMNT	83	1 757	1 123	848 CLOTHING, NONTXTL; HEADGEAR	6 207	10 954	7 055
882 PHOTO. CINEMATOGPH. SUPPL	295	460	293	851 FOOTWEAR	565	640	402
884 OPTICAL GOODS NES	.	78	51	892 PRINTED MATTER	43	101	63
891 ARMS AND AMMUNITION	19	136	91	893 ARTICLES, NES, OF PLASTICS	2 124	983	631
892 PRINTED MATTER	617	2 340	1 515	894 BABY CARRIAGE, TOYS, GAMES	3 453	10 664	6 882
893 ARTICLES, NES, OF PLASTICS	125	302	193	897 GOLD, SILVERWARE, JEWEL NES	38	3 619	2 319
895 OFFICE, STATIONERY SUPPLS	519	995	647	899 MISC MANUFCTRD GOODS NES	5 193	3 741	2 405
899 MISC MANUFCTRO GOODS NES	4	57	37				
941 COMPL IND PLANT CHAPT 99	303	831	504	EXPORTS	217 170	187 598	120 152
MALDIVES				001 LIVE ANIMALS	27	227	150
IMPORTS	9 707	9 684	6 223	037 FISH ETC. PREPD, PRSVD. NES	1 164	680	459
034 FISH, FRESH, CHILLED, FROZN	2	69	44	048 CEREAL PREPARATIONS	154	57	35
037 FISH ETC. PREPD, PRSVD. NES	7 759	3 389	2 224	054 VEGETABLES	814	170	104
752 AUTOMATC. DATA PROC. EQUIP	11	429	265	061 SUGARS, MOLASSES, HONEY	14 845	655	422
841 MENS, BOYS CLOTHING, X-KNIT	31	78	48	073 CHOCOLATE, OTH. COCOA PREP	202	273	174
843 MENS, BOYS CLOTHING, KNIT	85	176	109	098 EDIBLE PROD. PREPRNS, NES	156	185	118
844 WOMEN, GIRLS CLOTHING, KNIT	29	86	52	112 ALCOHOLIC BEVERAGES	1 744	336	217
845 OTHR. TEXTILE APPAREL, NES	1 780	5 379	3 430	121 TOBACCO, UNMANUFACTURED	144	292	185
EXPORTS	22 393	3 175	2 050	232 SYNTHETIC RUBBER, ETC.	972	636	407
022 MILK AND CREAM	428	127	81	248 WOOD, SIMPLY WORKED	465	47	32
046 MEAL, FLOUR OF WHEAT, MSLN	19 952	664	422	273 STONE, SAND AND GRAVEL	7 670	198	127
112 ALCOHOLIC BEVERAGES	880	136	90	278 OTHER CRUDE MINERALS	5 116	107	66
553 PERFUMERY, COSMETICS, ETC.	73	297	197	288 NON-FERROUS WASTE, SCRAP	1 190	132	89
554 SOAP, CLEANERS, POLISH, ETC	125	60	41	291 CRUDE ANIMAL MATERLS. NES	622	296	190
743 PUMPS NES, CENTRIFUGS ETC	46	276	174	292 CRUDE VEG. MATERIALS, NES	171	221	143
772 ELEC. SWITCH, RELAY, CIRCUIT	6	94	60	334 PETROLEUM PRODUCTS	432	117	75
792 AIRCRAFT, ASSOC'D. EQUIPNT	1	161	106	335 RESIDUAL PETROL. PRODUCTS	424	71	47
793 SHIP, BOAT, FLOAT. STRUCTRS	13	125	80	511 HYDROCARBONS, NES, DERIVTS	524	160	107
851 FOOTWEAR	57	123	84	512 ALCOHOL, PHENOL, ETC. DERIV	830	321	207
874 MEASURE, CONTROL INSTRMNT	97	126	85	513 CARBOXYLIC ACIDS, DERIVTS	4 053	671	429
892 PRINTED MATTER	37	97	64	514 NITROGEN-FUNCT. COMPOUNDS	360	204	128
894 BABY CARRIAGE, TOYS, GAMES	55	149	97	515 ORGANO-INORGANIC COMPNDS	611	629	406
SRI LANKA				516 OTHER ORGANIC CHEMICALS	154	240	150
IMPORTS	911 484	415 082	266 721	522 INORGANIC CHEM. ELEMENTS	9 394	1 522	968
034 FISH, FRESH, CHILLED, FROZN	39	471	300	523 METAL. SALTS, INORGAN. ACID	8 047	771	498
035 FISH, DRIED, SALTED, SMOKED	77	55	35	531 SYNTH. COLOURS, LAKES, ETC.	1 954	3 706	2 385
036 CRUSTACEANS, MOLLUSCS ETC	45	277	188	532 DYEING, TANNING MATERIALS	535	95	60
047 OTHER CEREAL MEAL, FLOURS	542	77	50	533 PIGMENTS, PAINTS, ETC.	6 294	3 521	2 293
054 VEGETABLES	190	238	147	541 MEDICINES, ETC. EXC. GRP542	430	2 242	1 435
057 FRUIT, NUTS EXCL. OIL NUTS	78 334	13 588	8 767	542 MEDICAMENTS	1 148	3 087	1 964
058 FRUIT, PRESERVED, PREPARED	234	49	33	551 ESSNTL. OIL, PERFUME, FLAVR	287	819	532
071 COFFEE, COFFEE SUBSTITUTE	3 547	434	270	553 PERFUMERY, COSMETICS, ETC.	110	396	257
074 TEA AND MATE	39 233	21 279	13 654	554 SOAP, CLEANERS, POLISH, ETC	1 699	708	452
				562 FERTILIZER, EXCEPT GRP272	332	54	35
				571 POLYMERS OF ETHYLENE	4 884	680	440
				572 POLYMERS OF STYRENE	2 276	431	277
				573 POLYMERS, VINYL CHLORIDE	669	166	111
				574 POLYACETAL, POLYCARBONATE	7 424	1 386	892
				575 OTH. PLASTIC, PRIMARY FORM	2 344	879	559
				581 PLASTIC TUBE, PIPE, HOSE	2 794	823	532



## 7 IMPORTS AND EXPORTS (SPECIAL TRADE) BY COUNTRIES OF PRODUCTION AND CONSUMPTION AND BY GROUPS OF THE SITC-REV. III 1992

GROUP DESCRIPTION	DT = 100 KG	1 000 DM	1 000 \$	GROUP DESCRIPTION	DT = 100 KG	1 000 DM	1 000 \$
582 PLASTIC PLATE, SHEETS, ETC	757	648	417	897 GOLD, SILVERWARE, JEWEL NES	1	77	49
591 INSECTICIDES, ETC.	4 317	2 417	1 549	898 MUSICAL INSTRUMENTS, ETC.	113	414	266
592 STARCHES, INULIN, ETC.	572	249	163	899 MISC MANUFACTURED GOODS NES	222	1 941	1 237
593 EXPLOSIVES, PYROTECHNICS	380	89	55				
597 PREPARED ADDITIVES, LIQUIDS	189	74	48	NEPAL			
598 MISC. CHEMICAL PRODUCTS NES	4 081	1 819	1 161				
611 LEATHER	65	763	502	IMPORTS	106 531	263 530	168 957
621 MATERIALS OF RUBBER	65	164	101				
625 RUBBER TYRES, TUBES, ETC.	74	68	41	074 TEA AND MATE	104	155	96
629 ARTICLES OF RUBBER, NES	192	350	222	223 OILSEED (OTH. FIX. VEG. OIL)	881	113	73
634 VENEERS, PLYWOOD, ETC.	909	284	179	291 CRUDE ANIMAL MATERIALS NES	24	77	49
635 WOOD MANUFACTURES, NES	282	84	55	611 LEATHER	25	133	81
641 PAPER AND PAPERBOARD	19 801	1 483	949	635 WOOD MANUFACTURES, NES	36	99	61
642 PAPER, PAPERBOARD, CUT ETC	3 018	2 287	1 467	641 PAPER AND PAPERBOARD	29	60	40
651 TEXTILE YARN	6 642	9 642	6 184	642 PAPER, PAPERBOARD, CUT ETC	75	258	173
652 COTTON FABRICS, WOVEN	519	1 636	1 052	659 FLOOR COVERINGS, ETC.	102 583	246 939	158 294
653 FABRICS, MAN-MADE FIBRES	5 218	18 118	11 744	697 HOUSEHOLD EQUIPMENT, NES	109	321	206
654 OTH. TEXTILE FABRIC, WOVEN	832	3 547	2 185	831 TRUNK, SUITCASES, BAG, ETC	165	376	239
655 KNIT, CROCHET, FABRIC NES	1 022	3 251	2 108	841 MENS, BOYS CLOTHING, X-KNIT	99	243	153
656 TULLE, LACE, EMBROIDRY, ETC	186	1 092	695	842 WOMEN, GIRL CLOTHING, X-KNIT	105	294	178
657 SPECIAL YARN, TEXTILE FABRIC	1 795	5 275	3 406	843 MENS, BOYS CLOTHING, KNIT	40	115	75
658 TEXTILE ARTICLES NES	15	82	54	844 WOMEN, GIRLS CLOTHING, KNIT	21	70	48
662 CLAY, REFRACT. CONSTR. MATRI	94	85	52	845 OTH. TEXTILE APPAREL, NES	792	8 274	5 380
663 MINERAL MANUFACTURES, NES	268	1 171	745	846 CLOTHING ACCESSORIES, FABRIC	97	222	138
664 GLASS	220	161	104	848 CLOTHING, NONTEXTILE, HEADGEAR	663	1 030	660
665 GLASSWARE	179	270	177	852 PRINTED MATTER	20	79	52
667 PEARLS, PRECIOUS STONES	.	.	.	896 WORKS OF ART, ANTIQUE ETC	6	665	425
673 FLAT-ROLLED IRON ETC.	1 609	151	95	897 GOLD, SILVERWARE, JEWEL NES	21	448	280
674 FLAT-ROLLED PLATED IRON	22 283	2 679	1 699	961 COIN NONCURRENT	2	70	44
676 IRON, STL. BAR, SHAPES ETC.	428	64	42	EXPORTS	39 639	32 830	20 760
679 TUBES, PIPES, ETC. IRON, STL	10 706	1 520	1 025				
681 SILVER, PLATINUM, ETC.	8	203	132	061 SUGARS, MOLASSES, HONEY	2 631	160	100
682 COPPER	1 241	998	637	112 ALCOHOLIC BEVERAGES	302	50	34
684 ALUMINIUM	1 163	705	450	180 CRUDE VEG. MATERIALS, NES	37	172	105
691 METALLIC STRUCTURES NES	992	1 902	1 180	512 ALCOHOL, PHENOL, ETC. DERIV	331	107	67
692 CONTAINERS, STORAGE, TRNSP	104	87	56	513 CARBOXYLIC ACIDS, DERIVTS	4 821	672	425
693 WIRE PRODUCTS EXCL. ELECT	195	321	207	522 INORGANIC CHEM. ELEMENTS	2 219	190	119
694 NAILS, SCREWS, NUTS, ETC.	88	281	187	531 SYNTH. COLOURS, LAKES, ETC.	172	875	560
695 TOOLS	700	1 427	908	532 DYEING, TANNING MATERIALS	640	90	56
696 CUTLERY	23	97	61	533 PIGMENTS, PAINTS, ETC.	324	164	102
697 HOUSEHOLD EQUIPMENT, NES	37	77	52	541 MEDICINES, ETC. EXC. GRP542	183	1 013	649
699 MANUFACT. BASE METAL, NES	1 048	1 039	657	542 MEDICAMENTS	12	100	62
711 STEAM GENER. BOILERS, ETC.	178	561	362	551 ESSENT. OIL, PERFUME, FLAVR	19	57	36
713 INTRNL COMBUS PSTN ENGIN	387	1 429	908	553 PERFUMERY, COSMETICS, ETC.	502	367	230
716 ROTATING ELECTRIC PLANT	952	2 271	1 442	554 SOAP, CLEANERS, POLISH, ETC	416	159	101
718 OTH. POWER GENERATING MACHNRY	1	119	75	571 POLYMERS OF ETHYLENE	1 041	169	104
721 AGRIC. MACHINES, EX. TRACTR	75	104	65	575 OTH. PLASTIC, PRIMARY FORM	164	223	137
723 CIVIL ENGINEERING EQUIPT	408	394	257	591 INSECTICIDES, ETC.	84	67	43
724 TEXTILE, LEATHER MACHINES	7 133	12 251	7 963	597 PREPARED ADDITIVES, LIQUIDS	359	107	66
725 PAPER, PULP MILL MACHINES	391	1 190	752	598 MISC. CHEMICAL PRODUCTS NES	1 066	199	128
726 PRINTING, BOOKBINDING MACHS	858	2 878	1 860	641 PAPER AND PAPERBOARD	4 242	284	175
727 FOOD-PROCESS. MCH. NON DOM	310	960	653	654 OTH. TEXTILE FABRIC, WOVEN	19	195	131
728 OTH. MACH. PTS, SPCL INDUST	1 056	2 460	1 564	659 FLOOR COVERINGS, ETC.	1	98	60
731 METAL REMOVAL WORK TOOLS	293	192	122	671 PIG IRON, SPIEGELEISN, ETC	2 309	250	154
735 PARTS, NES, FOR MACH-TOOLS	20	255	143	673 FLAT-ROLLED IRON ETC.	2 434	171	113
737 METALWORKING MACHNRY NES	31	217	2 467	676 IRON, STL. BAR, SHAPES ETC.	7 356	327	213
741 HEATING, COOLING EQUIP, PART	1 546	3 920	369	682 COPPER	188	135	83
742 PUMPS FOR LIQUIDS, PARTS	84	577	899	691 METALLIC STRUCTURES NES	21	72	44
743 PUMPS NES, CENTRIFUGS ETC	385	1 417	326	694 NAILS, SCREWS, NUTS, ETC.	6	54	36
744 MECHANICAL HANDLING EQUIP	283	517	4 702	695 TOOLS	12	378	240
745 OTH. NONELEC MCH. TOOL, NES	802	7 500	96	699 MANUFACT. BASE METAL, NES	1 774	1 307	835
746 BALL OR ROLLER BEARINGS	42	151	645	713 INTRNL COMBUS PSTN ENGIN	78	131	90
747 TAPS, COCKS, VALVES, ETC.	136	1 015	185	714 ENGINES, MOTORS NON-ELECT	2	542	335
748 TRANSMISSIONS SHAFTS ETC	37	292	175	716 ROTATING ELECTRIC PLANT	36	137	84
749 NON-ELECT MACH. PARTS, ETC	461	1 177	116	718 OTH. POWER GENERATING MACHNRY	21	312	189
751 OFFICE MACHINES	40	181	977	721 AGRIC. MACHINES, EX. TRACTR	143	325	205
752 AUTOMATC. DATA PROC. EQUIP	83	1 542	309	723 CIVIL ENGINEERING EQUIPT	16	83	54
759 PARTS, FOR OFFICE MACHINES	21	486	35	724 TEXTILE, LEATHER MACHINES	379	182	116
763 SOUND RECORDER, PHONOGRPH	2	53	842	725 PAPER, PULP MILL MACHINES	58	207	126
764 TELECOMM. EQUIP. PARTS NES	146	1 289	499	726 PRINTING, BOOKBINDING MACHS	10	107	66
771 ELECT POWER MACHNRY PARTS	1 310	783	1 054	727 FOOD-PROCESS. MCH. NON DOM	41	223	141
772 ELECT. SWITCH. RELAY. CIRCUIT	147	1 655	87	728 OTH. MACH. PTS, SPCL INDUST	35	788	527
773 ELECTR DISTRIB. EQPT NES	58	137	84	731 METAL REMOVAL WORK TOOLS	23	546	368
774 ELECTRO-MEDCL. XRAY EQUIP	6	135	106	735 PARTS, NES, FOR MACH-TOOLS	8	96	62
775 DOM. ELEC. NON-ELEC. EQUIPT	74	165	282	741 HEATING, COOLING EQUIP, PART	6	69	43
776 TRANSISTORS, VALVES, ETC.	6	445	2 108	743 PUMPS NES, CENTRIFUGS ETC	36	208	136
778 ELECTRIC. MACH. APPART. NES	826	3 368	6 915	744 MECHANICAL HANDLING EQUIP	731	3 847	2 427
781 PASS. MOTOR VEHCLS. EX. BUS	2 388	10 802	130	745 OTH. NONELEC MCH. TOOL, NES	36	379	245
782 GOODS, SPCL TRANSPORT VEH	532	192	1 160	746 BALL OR ROLLER BEARINGS	21	76	47
784 PARTS, TRACTORS, MOTOR VEH	364	1 776	165	747 TAPS, COCKS, VALVES, ETC.	48	208	132
786 TRAILERS, SEMI-TRAILR, ETC	525	263	283	748 TRANSMISSIONS SHAFTS ETC	12	59	40
791 RAILWAY VEHICLES. EQUIPNT	89	436	261	749 NON-ELECT MACH. PARTS, ETC	22	502	312
792 AIRCRAFT, ASSOC'D. EQUIPNT	2	398	77	752 AUTOMATC. DATA PROC. EQUIP	2	109	67
813 LIGHTING FIXTURES ETC. NES	14	121	195	764 TELECOMM. EQUIP. PARTS NES	48	948	578
821 FURNITURE, CUSHIONS, ETC.	312	307	523	771 ELECT POWER MACHNRY PARTS	14	124	74
846 CLOTHING ACCESSORIES, FABRIC	877	4 023	579	772 ELECT. SWITCH. RELAY. CIRCUIT	327	4 150	2 524
848 CLOTHING, NONTEXTILE, HEADGEAR	186	929	146	773 ELECTR DISTRIB. EQPT NES	113	408	245
871 OPTICAL INSTRUMENTS, NES	7	228	2 525	775 DOM. ELEC. NON-ELEC. EQUIPT	77	136	92
872 MEDICAL INSTRUMENTS NES	62	4 047	2 852	778 ELECTRIC. MACH. APPART. NES	12	181	122
874 MEASURE, CONTROL INSTRMNT	201	4 408	143	781 PASS. MOTOR VEHCLS. EX. BUS	44	194	123
881 PHOTOGRAPH APPAR. ETC. NES	27	224	1 458	782 GOODS, SPCL TRANSPORT VEH	849	1 761	1 191
882 PHOTO. CINEMATOGRPH. SUPPL	1 359	2 278	67	784 PARTS, TRACTORS, MOTOR VEH	80	408	254
884 OPTICAL GOODS NES	105	99	62	786 TRAILERS, SEMI-TRAILR, ETC	196	157	99
885 WATCHES AND CLOCKS	6	99	679	792 AIRCRAFT, ASSOC'D. EQUIPNT	34	2 586	1 615
892 PRINTED MATTER	585	1 078	515	872 MEDICAL INSTRUMENTS NES	29	202	130
893 ARTICLES, NES, OF PLASTICS	694	806	133	874 MEASURE, CONTROL INSTRMNT	41	933	595
894 BABY CARRIAGE, TOYS, GAMES	94	205	203	881 PHOTOGRAPH APPAR. ETC. NES	3	873	549
895 OFFICE, STATIONERY SUPPLS	117	319	109	882 PHOTO. CINEMATOGRPH. SUPPL	343	381	241
896 WORKS OF ART, ANTIQUE ETC	5	172					



## 7 IMPORTS AND EXPORTS (SPECIAL TRADE) BY COUNTRIES OF PRODUCTION AND CONSUMPTION AND BY GROUPS OF THE SITC-REV. III 1992

GROUP DESCRIPTION	DT = 100 KG	1 000 DM	1 000 \$	GROUP DESCRIPTION	DT = 100 KG	1 000 DM	1 000 \$
884 OPTICAL GOODS NES		46	30	893 ARTICLES,NES,OF PLASTICS	23	76	48
892 PRINTED MATTER	33	159	95				
893 ARTICLES,NES,OF PLASTICS	15	53	34	THAILAND			
895 OFFICE,STATIONERY SUPPLS	50	593	378				
896 WORKS OF ART,ANTIQUE ETC	13	102	63	IMPORTS	10 490 585	2 926 435	1 876 566
BHUTAN				012 OTHER MEAT, MEAT OFFAL	137 822	103 873	66 158
IMPORTS	10	252	161	017 MEAT,OFFL,PRPD,PRSD,NES	997	714	466
896 WORKS OF ART,ANTIQUE ETC		202	128	025 EGGS,BIRDS,YOLKS,ALBUMIN	1 066	283	183
EXPORTS	11 967	2 612	1 731	034 FISH,FRESH,CHILLED,FROZN	3 204	2 914	1 849
673 FLAT-ROLLED IRON ETC.	11 331	838	574	035 FISH,DRIED,SALTED,SMOKED	387	406	256
695 TOOLS	24	75	49	036 CRUSTACEANS,MOLLUSCS ETC	54 672	65 971	42 388
728 OTH.MACH,PTS,SPCL INDUST	24	277	177	037 FISH ETC,PREPD,PRSD,NES	196 719	86 697	55 526
741 HEATING,COOLNG EQUIP,PART	4	74	47	042 RICE	95 562	7 658	4 894
744 MECHANICAL HANDLING EQUIP	149	295	202	047 OTHER CEREAL MEAL,FLOURS	1 041	138	86
745 OTH.NONELEC MCH,TOOL,NES	15	74	47	048 CEREAL PREPARATIONS	3 488	1 035	675
821 FURNITURE,CUSHIONS,ETC.	46	66	41	054 VEGETABLES	6 614 239	185 828	118 866
874 MEASURE,CONTROL INSTRMNT	26	359	237	056 VEGETABLES,PRPD,PRSD,NES	103 372	15 889	10 146
MYANMAR				057 FRUIT,NUTS EXCL.OIL NUTS	5 114	2 866	1 836
IMPORTS	28 324	16 888	10 870	058 FRUIT,PRESERVED,PREPARED	706 349	87 697	55 784
036 CRUSTACEANS,MOLLUSCS ETC	4 356	8 584	5 530	059 FRUIT, VEGETABLE JUICES	45 389	12 017	7 662
061 SUGARS,MOLASSES,HONEY	500	72	46	061 SUGARS,MOLASSES,HONEY	431 607	5 706	3 688
247 WOOD ROUGH,ROUGH SQUARED	11 704	2 321	1 467	062 SUGAR CONFECTIONERY	6 849	5 384	3 404
248 WOOD, SIMPLY WORKED	8 566	2 171	1 383	071 COFFEE,COFFEE SUBSTITUTE	49 395	6 990	4 517
634 VENEERS, PLYWOOD, ETC.	1 118	121	76	072 COCOA	8 127	4 212	2 708
667 PEARLS,PRECIOUS STONES	.	.	.	075 SPICES	5 190	1 685	1 075
681 SILVER,PLATINUM,ETC.	15	314	199	081 ANIMAL FEED STUFF	56 468	8 683	5 542
731 METAL REMOVAL WORK TOOLS	50	83	51	098 EDIBLE PROD,PREPRTNS,NES	15 761	4 377	2 813
735 PARTS,NES,FOR MACH-TOOLS	163	102	66	111 NON-ALCOHOL, BEVERAGE,NES	1 586	241	155
841 MENS,BOYS CLOTHING,X-KNIT	771	1 792	1 175	112 ALCOHOLIC BEVERAGES	1 353	393	250
842 WOMEN,GIRL CLOTHING,XKNIT	94	317	219	121 TOBACCO, UNMANUFACTURED	61 523	30 034	19 546
EXPORTS	54 630	32 268	20 447	211 HIDES,SKINS(EX.FURS),RAW	414	128	82
081 ANIMAL FEED STUFF	1 846	1 693	1 065	222 OILSEED(SFT.FIX VEG.OIL)	6 554	1 096	699
334 PETROLEUM PRODUCTS	88	59	40	231 NATURAL RUBBER, ETC.	372 599	50 944	32 611
515 ORGANO-INORGANIC COMPNDS	322	90	56	248 WOOD, SIMPLY WORKED	4 812	1 592	1 013
516 OTHER ORGANIC CHEMICALS	67	77	48	263 COTTON	12 757	1 643	1 052
522 INORGANIC CHEM.ELEMENTS	988	130	82	265 VEGETABLE TEXTILE FIBRES	3 578	182	121
523 METAL.SALTS,INORGAN.ACID	419	49	31	266 SYNTHETIC FIBRES	517	121	77
524 OTHER CHEMICAL COMPOUNDS	470	57	35	269 WORN CLOTHING,TEXTL.ARTL	3 553	208	138
531 SYNTH.COLOURS,LAKES,ETC.	116	429	266	278 OTHER CRUDE MINERALS	93 160	4 792	3 110
533 PIGMENTS, PAINTS, ETC.	66	171	108	282 FERROUS WASTE AND SCRAP	2 667	329	220
541 MEDICINES,ETC.EXC.GRP542	26	432	276	287 ORE,CONCENTR.BASE METALS	14 827	545	328
542 MEDICAMENTS	294	1 810	1 129	288 NON-FERROUS WASTE,SCRAP	410	628	398
551 ESSNTL.OIL,PERFUME,FLAVR	154	358	233	291 CRUDE ANIMAL MATERIALS,NES	2 331	1 720	1 108
575 OTH.PLASTIC,PRIMARY FORM	1 285	405	251	292 CRUDE VEG.MATERIALS, NES	27 589	14 065	8 854
581 PLASTIC TUBE,PIPE,HOSE	787	280	180	431 ANIMAL,VEG.FATS,OILS,NES	.	.	.
591 INSECTICIDES, ETC.	50	79	48	512 ALCOHOL,PHENOL,ETC.DERIV	50	213	136
592 STARCHES,INULIN,ETC.	601	280	177	513 CARBOXYLIC ACIDS,DERIVTS	889	142	88
598 MISC.CHEMICAL PRODS,NES	835	300	186	514 NITROGEN-FUNCT.COMPOUNDS	8 157	2 494	1 603
641 PAPER AND PAPERBOARD	29 497	2 155	1 379	515 ORGANO-INORGANIC COMPNDS	12 601	3 145	2 014
642 PAPER,PAPERBOARD,CUT ETC	64	95	59	516 OTHER ORGANIC CHEMICALS	279	3 014	1 934
651 TEXTILE YARN	13	139	86	523 METAL.SALTS,INORGAN.ACID	850	497	314
657 SPECIAL YARN,TXTL.FABRIC	308	631	389	541 MEDICINES,ETC.EXC.GRP542	997	2 796	1 798
662 CLAY,REFRCT.CONSTR.MATRL	6 548	1 442	926	551 ESSNTL.OIL,PERFUME,FLAVR	106	62	38
663 MINERAL MANUFACTURES,NES	130	423	265	553 PERFUMERY,COSMETICS,ETC.	423	1 140	730
676 IRON,STL.BAR,SHAPES ETC.	1 556	113	72	571 POLYMERS OF ETHYLENE	575	206	129
679 TUBES,PIPES,ETC.IRON,STL	644	152	100	572 POLYMERS OF STYRENE	1 030	174	111
684 ALUMINIUM	118	76	48	581 PLASTIC TUBE,PIPE,HOSE	2 279	1 886	1 219
695 TOOLS	41	401	249	582 PLASTIC PLATE,SHEETS,ETC	2 625	978	626
699 MANUFACTS.BASE METAL,NES	1 032	1 005	622	592 STARCHES,INULIN,ETC.	91 727	8 913	5 689
716 ROTATING ELECTRIC PLANT	18	85	54	598 MISC.CHEMICAL PRODS,NES	1 064	252	159
723 CIVIL ENGINEERING EQUIPT	79	236	153	611 LEATHER	3 443	10 854	6 883
724 TEXTILE,LEATHER MACHINES	89	1 662	1 046	612 MANUFACT. LEATHER ETC,NES	16 700	9 350	5 989
725 PAPER,PULP MILL MACHINES	90	576	367	621 MATERIALS OF RUBBER	2 071	620	392
726 PRINTNG,BOOKBINDNG MACHS	23	1 531	975	625 RUBBER TYRES,TUBES,ETC.	50 361	24 435	15 694
727 FOOD-PROCESS.MCH,NON DOM	4	64	44	629 ARTICLES OF RUBBER, NES	17 878	5 711	3 694
728 OTH.MACH,PTS,SPCL INDUST	316	3 594	2 302	634 VENEERS, PLYWOOD, ETC.	845	446	286
731 METAL REMOVAL WORK TOOLS	9	68	42	635 WOOD MANUFACTURES, NES	119 467	46 675	29 887
737 METALWORKING MACHNRY NES	1	72	49	641 PAPER AND PAPERBOARD	367	422	269
741 HEATING,COOLNG EQUIP,PART	87	207	133	642 PAPER,PAPERBOARD,CUT ETC	2 791	2 988	1 932
742 PUMPS FOR LIQUIDS,PARTS	7	66	44	651 TEXTILE YARN	30 952	16 625	10 736
743 PUMPS NES,CENTRIFUGS ETC	14	112	69	652 COTTON FABRICS, WOVEN	49 927	47 027	30 289
744 MECHANICAL HANDLING EQUIP	120	209	133	653 FABRICS,MAN-MADE FIBRES	31 674	24 470	15 845
745 OTH.NONELEC MCH,TOOL,NES	272	1 852	1 175	654 OTH.TEXTILE FABRIC,WOVEN	954	1 177	748
746 BALL OR ROLLER BEARINGS	5	83	52	656 TULLE,LACE,EMBROIDRY.ETC	825	1 110	708
747 TAPS,COCKS,VALVES,ETC.	53	128	78	657 SPECIAL YARN,TXTL.FABRIC	392	617	400
748 TRANSMISSIONS SHAFTS ETC	15	164	104	658 TEXTILE ARTICLES NES	18 153	21 029	13 524
749 NON-ELECT MACH.PARTS,ETC	5	49	31	659 FLOOR COVERINGS, ETC.	266	621	398
771 ELECT POWER MACHNRY PARTS	14	197	126	661 LIME,CEMENT,CONSTR.MATRL	990	253	163
772 ELEC. SWITCH,RELAY,CIRCUT	23	290	182	662 CLAY,REFRCT.CONSTR.MATRL	46 654	5 938	3 762
773 ELECTR.DISTRIB.EQPT NES	44	122	79	663 MINERAL MANUFACTURES,NES	11 998	2 697	1 693
774 ELECTRO-MEDCL,XRAY EQUIP	3	76	48	664 GLASS	433	415	267
778 ELECTRIC.MACH.APPART,NES	1 099	2 463	1 599	665 GLASSWARE	3 274	4 480	2 845
781 PASS.MOTOR VEHCLS.EX.BUS	352	750	490	666 POTTERY	41 988	12 810	8 197
784 PARTS,TRACTORS,MOTOR VEH	29	142	92	667 PEARLS,PRECIOUS STONES	.	.	.
872 MEDICAL INSTRUMENTS NES	5	90	56	678 WIRE OF IRON OR STEEL	513	379	243
874 MEASURE,CONTROL INSTRMNT	4	252	157	679 TUBES,PIPES,ETC.IRON,STL	9 736	3 694	2 357
882 PHOTO.CINEMATOPHR.SUPPL	38	199	129	682 COPPER	2 067	1 487	963
884 OPTICAL GOODS NES		47	32	687 TIN	11 601	11 098	7 099
892 PRINTED MATTER	70	120	76	693 WIRE PRODUCTS EXCL.ELECT	5 821	1 764	1 106
				694 NAILS,SCREWS,NUTS,ETC.	14 307	6 641	4 279
				695 TOOLS	728	733	483
				696 CUTLERY	855	1 322	841
				697 HOUSEHOLD EQUIPMENT,NES	6 678	9 584	6 156
				699 MANUFACTS.BASE METAL,NES	2 968	4 312	2 780
				713 INSTRNL COMBUS PSTN ENGIN	60	128	78
				714 ENGINES,MOTORS NON-ELECT	165	21 144	13 680
				716 ROTATING ELECTRIC PLANT	1 738	9 982	6 447
				724 TEXTILE,LEATHER MACHINES	832	1 602	1 044



7 IMPORTS AND EXPORTS (SPECIAL TRADE) BY COUNTRIES OF PRODUCTION AND CONSUMPTION AND BY GROUPS OF THE SITC-REV. III 1992

GROUP DESCRIPTION	DT = 100 KG	1 000 DM	1 000 \$	GROUP DESCRIPTION	DT = 100 KG	1 000 DM	1 000 \$
726 PRINTNG,BOOKBINDNG MACHS	48	81	51	511 HYDROCARBONS,NES,DERIVTS	12 635	2 563	1 624
728 OTH.MACH.PTS,SPCL INDUST	130	500	305	512 ALCOHOL,PHENOL,ETC.DERIV	48 706	7 481	4 809
731 METAL REMOVAL WORK TOOLS	2 156	8 083	5 208	513 CARBOXYLIC ACIDS,DERIVTS	73 666	11 021	7 010
735 PARTS,NES,FOR MACH-TOOLS	11	143	89	514 NITROGEN-FUNCT.COMPOUNDS	22 757	12 216	7 817
741 HEATING,COOLING EQUIP,PART	339	741	488	515 ORGANO-INORGANIC COMPNDS	12 463	13 679	8 715
742 PUMPS FOR LIQUIDS,PART	1	108	68	516 OTHER ORGANIC CHEMICALS	6 679	4 810	3 080
743 PUMPS NES,CENTRIFUGS ETC	2 261	5 144	3 299	522 INORGANIC CHEM.ELEMENTS	39 778	12 191	7 881
745 OTH.NONELEC MCH,TOOL,NES	307	319	209	523 METAL.SALTS,INORGAN.ACID	105 693	11 672	7 503
746 BALL OR ROLLER BEARINGS	1 864	26 635	17 049	524 OTHER CHEMICAL COMPOUNDS	6 815	2 217	1 415
747 TAPS,COCKS,VALVES,ETC.	1 290	1 714	1 145	525 RADIO-ACTIVE MATERIALS		47	31
748 TRANSMISSIONS SHAFTS ETC	446	1 784	1 131	531 SYNTH.COLOURS,LAKES,ETC.	18 914	50 815	32 563
749 NON-ELECT MACH.PARTS,ETC	36	111	72	532 DYEING,TANNING MATERIALS	36 304	6 260	4 022
751 OFFICE MACHINES	3 801	18 377	11 884	533 PIGMENTS, PAINTS, ETC.	27 473	22 779	14 714
752 AUTOMATC.DATA PROC.EQUIP	11 414	131 708	84 593	541 MEDICINES,ETC.EXC.GRPS42	5 781	32 753	20 976
759 PARTS,FOR OFFICE MACHINS	3 123	12 209	7 863	542 MEDICAMENTS	7 729	33 555	21 545
761 TELEVISION RECEIVERS ETC	65 902	128 545	82 374	551 ESSNTL.OIL,PERFUME,FLAVR	1 603	4 286	2 779
762 RADIO-BROADCAST RECEIVER	1 425	5 335	3 404	553 PERFUMERY,COSMETICS,ETC.	2 336	3 148	2 050
763 SOUND RECORDER,PHONOGRPH	2 120	12 513	8 160	554 SOAP,CLEANERS,POLISH,ETC	31 277	11 027	7 087
764 TELECOMM.EQUIP.PARTS NES	13 635	34 499	22 151	562 FERTILIZER,EXCEPT GRP272	399 145	9 020	5 767
771 ELECT POWER MACHNY.PARTS	667	6 056	3 839	571 POLYMERS OF ETHYLENE	32 985	4 910	3 167
772 ELEC.SWITCH,RELAY,CIRCUIT	1 805	15 680	10 097	572 POLYMERS OF STYRENE	15 216	2 384	1 523
773 ELECTR DISTRIB. EQPT NES	3 174	7 030	4 543	573 POLYMERS,VINYL CHLORIDE	13 698	2 458	1 581
774 ELECTRO-MEDCL.XRAY EQUIP	14	185	126	574 POLYACETAL,POLYCARBONATE	10 145	4 330	2 782
775 DOM.ELEC,NON-ELEC. EQUIPT	53 553	55 069	34 757	575 OTH.PLASTIC,PRIMARY FORM	89 753	37 513	24 127
776 TRANSISTORS, VALVES, ETC.	2 299	74 518	47 683	579 PLASTIC WASTE, SCRAP ETC	926	91	58
778 ELECTRIC MACH.APART.NES	13 227	10 147	6 489	581 PLASTIC TUBE,PIPE,HOSE	883	1 514	984
781 PASS.MOTOR VEHCLS.EX.BUS	93	279	187	582 PLASTIC PLATE,SHEETS,ETC	15 012	11 680	7 514
782 GOODS,SPCL TRANSPORT VEH	48	46	31	583 MONOFILAMENT OF PLASTICS	448	437	283
784 PARTS,TRACTORS,MOTOR VEH	523	2 168	1 396	591 INSECTICIDES, ETC.	24 606	19 384	12 343
785 CYCLES,MOTORCYCLES ETC.	2 932	2 836	1 770	592 STARCHES,INULIN,ETC.	71 685	8 855	5 692
786 TRAILERS,SEMI-TRAILR,ETC	279	232	154	593 EXPLOSIVES,PYROTECHNICS	110	760	462
791 RAILWAY VEHICLES.EQUIPNT	41	183	121	597 PREPRED ADDITIVES,LIQUIDS	25 786	9 177	5 917
792 AIRCRAFT,ASOCTD.EQUIPNT		91	60	598 MISC.CHEMICAL PRODTS.NES	70 160	34 610	22 334
812 PLUMBNG,SANITRY,EQPT.EC	489	82	53	600 CPL IND PLANT CHAP 69-76	15 472	37 166	24 886
813 LIGHTNG FIXTURES ETC.NES	3 687	6 020	3 902	611 LEATHER	7 675	8 142	5 321
821 FURNITURE,CUSHIONS,ETC.	59 719	39 264	25 229	621 MATERIALS OF RUBBER	1 032	1 520	980
831 TRUNK,SUITCASES,BAG,ETC	15 293	61 080	39 174	625 RUBBER TYRES,TUBES,ETC.	1 583	1 601	1 035
841 MENS,BOYS CLOTHING,X-KNIT	35 854	110 147	71 134	629 ARTICLES OF RUBBER, NES	2 277	4 715	3 057
842 WOMEN,GIRL CLOTHING,XKNIT	22 238	98 993	63 157	634 VENEERS, PLYWOOD, ETC.	3 857	1 245	805
843 MENS,BOYS CLOTHING,KNIT	4 422	18 479	11 814	635 WOOD MANUFACTURES, NES	4 100	1 123	725
844 WOMEN,GIRLS CLOTHING,KNIT	10 358	41 014	26 290	641 PAPER AND PAPERBOARD	152 273	23 354	15 041
845 OTHR,TEXTILE APPAREL,NES	52 127	199 654	128 115	642 PAPER,PAPERBOARD,CUT ETC	19 115	4 657	3 006
846 CLOTHING ACCESSRS,FABRIC	6 633	19 705	12 685	651 TEXTILE YARN	2 703	3 531	2 247
848 CLOTHING,NONXTXL;HEADGEAR	35 325	40 027	25 807	652 COTTON FABRICS, WOVEN	1 285	4 321	2 718
851 FOOTWEAR	81 929	166 675	106 022	653 FABRICS,MAN-MADE FIBRES	1 453	6 483	4 125
871 OPTICAL INSTRUMENTS,NES	51	362	238	654 OTH.TEXTILE FABRIC,WOVEN	1 165	839	526
872 MEDICAL INSTRUMENTS NES	1 967	4 150	2 882	655 KNIT,CROCHET.FABRIC NES	759	3 685	2 359
874 MEASURE,CONTROL INSTRMNT	646	7 894	5 052	656 TULLE,LACE,EMBROIDRY,ETC	109	751	477
881 PHOTOGRAPH APPAR,ETC.NES	1 579	13 081	8 365	657 SPECIAL YARN,XTXL.FABRIC	7 542	14 321	9 234
882 PHOTO.CINEMATOGRAPH.SUPL	103	550	351	658 TEXTILE ARTICLES NES	207	1 313	850
884 OPTICAL GOODS NES	2 251	22 346	14 372	659 FLOOR COVERINGS, ETC.	222	139	90
885 WATCHES AND CLOCKS	1 388	29 356	18 377	662 CLAY,REFRCT.CONSTR.MATRL	28 161	5 954	3 867
892 PRINTED MATTER	1 242	1 564	1 004	663 MINERAL MANUFACTURES,NES	10 848	13 339	8 552
893 ARTICLES,NES,OF PLASTICS	74 746	32 682	20 838	684 GLASS	12 276	4 224	2 724
894 BABY CARRIAGE,TOYS,GAMES	72 054	108 417	70 169	665 GLASSWARE	1 916	3 540	2 277
895 OFFICE,STATIONERY SUPPLS	4 771	7 397	4 755	666 POTTERY	815	320	210
896 WORKS OF ART,ANTIQUE ETC	125	612	392	667 PEARLS,PRECIOUS STONES			
897 GOLD,SILVERWARE,JEWEL NES	825	161 002	103 558	671 PIG IRON,SPIEGELEISN,ETC	3 352	1 083	694
898 MUSICAL INSTRUMENTS,ETC.	5 085	8 157	5 212	672 INGOTS ETC.IRON OR STEEL	526 477	16 813	10 731
899 MISC MANUFACTRD GOODS NES	13 358	26 382	16 978	673 FLAT-ROLLED IRON ETC.	546 539	18 235	11 642
971 GOLD,NONMONTYRY EXCL ORES	2	2 208	1 435	674 FLAT-ROLLED PLATED IRON	24 583	2 022	1 262
				675 FLAT-ROLLED, ALLOY STEEL	69 181	19 202	12 385
EXPORTS	4 990 923	2 711 222	1 743 290	676 IRON,STL.BAR,SHAPES ETC.	320 582	21 320	13 598
001 LIVE ANIMALS	101	705	456	677 RAILWAY TRACK IRON,STEEL	105 608	1 928	1 177
016 MEAT,ED.OFFL.DRY,SLT,SMK	38	114	73	678 WIRE OF IRON OR STEEL	21 162	1 345	850
022 MILK AND CREAM	81 585	19 590	12 460	679 TUBES,PIPES,ETC.IRON,STL	13 645	4 514	2 941
034 FISH,FRESH,CHILLED,FROZN	266	71	46	681 SILVER,PLATINUM,ETC.	85	2 612	1 681
036 CRUSTACEANS,MOLLUSCS ETC	57	96	60	682 COPPER	4 373	4 227	2 754
037 FISH ETC.PREPD,PRSVO.NES	232	81	52	683 NICKEL	281	627	407
048 CEREAL PREPARATIONS	121 357	7 110	4 541	684 ALUMINIUM	15 940	9 345	6 042
054 VEGETABLES	19 494	25 967	16 627	686 ZINC	875	263	164
058 FRUIT,PRESERVED,PREPARED	510	250	165	687 TIN	35	53	34
061 SUGARS,MOLASSES,HONEY	2 432	588	381	689 MISC.NON-FERR.BASE METAL	251	498	320
062 SUGAR CONFECTIONERY	367	241	155	691 METALLIC STRUCTURES NES	31 915	6 344	4 085
071 COFFEE,COFFEE SUBSTITUTE	32	57	35	692 CONTAINERS,STORAGE,TRNSP	1 450	3 420	2 243
073 CHOCOLATE,OTH.COCCOA PREP	1 069	687	452	693 WIRE PRODUCTS EXCL.ELECT	1 672	1 621	1 047
081 ANIMAL FEED STUFF	5 443	2 922	1 841	694 NAILS,SCREWS,NUTS,ETC.	646	1 396	896
098 EDIBLE PROD.PREPRTNS,NES	1 409	1 694	1 087	695 TOOLS	4 235	15 800	10 170
111 NON-ALCOHOL.BEVERAGE,NES	520	101	63	696 CUTLERY	204	2 069	1 317
112 ALCOHOLIC BEVERAGES	954	338	221	697 HOUSEHOLD EQUIPMENT,NES	1 022	1 518	975
122 TOBACCO, MANUFACTURED	85	191	123	699 MANUFACTS.BASE METAL,NES	9 631	11 009	7 110
211 HIDES,SKINS(EX.FURS),RAW	29 723	6 973	4 490	700 CPL IND PLANT (84/85/87)	7 836	52 864	33 873
232 SYNTHETIC RUBBER, ETC.	10 790	3 103	1 988	711 STEAM GENER. BOILERS,ETC.	7 445	7 055	4 521
251 PULP AND WASTE PAPER	804 268	7 667	4 904	712 STEAM TURBINES	677	3 332	2 214
263 COTTON	275	73	47	713 INTRNL COMBUS PSTN ENGIN	1 681	6 744	4 315
267 OTHER MAN-MADE FIBRES	2 391	1 537	1 029	714 ENGINES,MOTORS NON-ELECT	92	20 989	13 966
273 STONE, SAND AND GRAVEL	24 102	966	631	716 ROTATING ELECTRIC PLANT	10 728	16 278	10 562
274 SULPHUR,UNRSTD.IRON PYRS	4 607	1 068	686	718 OTH.POWR.GENRTNG.MACHNRY	338	1 475	954
277 NATURAL ABRASIVES, NES	120	233	150	721 AGRIC.MACHINES,EX.TRACTR	1 296	1 948	1 273
278 OTHER CRUDE MINERALS	9 119	918	585	722 TRACTORS	4 290	4 166	2 699
282 FERROUS WASTE AND SCRAP	2 378	47	32	723 CIVIL ENGINEERING EQUIPT	40 163	54 320	35 403
285 ALUMINIUM ORE,CONCTR.ETC	1 853	320	204	724 TEXTILE,LEATHER MACHINES	39 010	122 611	78 969
291 CRUDE ANIMAL MATERLS,NES	580	325	212	725 PAPER,PULP MILL MACHINES	5 523	20 379	12 734
292 CRUDE VEG.MATERIALS, NES	664	979	621	726 PRINTNG,BOOKBINDNG MACHS	8 399	24 130	15 614
334 PETROLEUM PRODUCTS	13 407	2 728	1 758	727 FOOD-PROCESS.MCH.NON DOM	5 883	20 461	13 840
335 RESIDUAL PETROL.PRODUCTS	7 386	1 262	815	728 OTH.MACH,PTS,SPCL INDUST	90 574	194 170	124 319
411 ANIMAL OILS AND FATS	158	371	247	731 METAL REMOVAL WORK TOOLS	13 617	9 900	6 320
431 ANIMAL,VEG.FATS,OILS,NES	9 864	1 651	1 077	733 MACH-TOOLS,METAL-WORKING	13 136	22 229	14 022
				735 PARTS,NES,FOR MACH-TOOLS	518	2 547	1 621



7 IMPORTS AND EXPORTS (SPECIAL TRADE) BY COUNTRIES OF PRODUCTION AND CONSUMPTION AND BY GROUPS OF THE SITC-REV. III 1992

GROUP DESCRIPTION	DT = 100 KG	1 000 DM	1 000 \$	GROUP DESCRIPTION	DT = 100 KG	1 000 DM	1 000 \$
737 METALWORKING MACHNRY NES	1 336	5 447	3 524	074 TEA AND MATE	5 301	1 638	1 078
741 HEATING, COOLING EQUIP, PART	17 865	44 734	28 652	075 SPICES	4 793	1 138	733
742 PUMPS FOR LIQUIDS, PARTS	8 969	31 429	20 119	098 EDIBLE PROD. PREPRTNS, NES	1 449	454	296
743 PUMPS NES, CENTRIFUGS ETC	6 988	26 109	16 805	222 OILSEED (SFT. FIX VEG. OIL)	523	70	46
744 MECHANICAL HANDLING EQUIP	52 775	63 022	40 846	223 OILSEED (OTH. FIX. VEG. OIL)	111 071	7 448	5 012
745 OTH. NONELEC MCH, TOOL, NES	10 847	53 287	34 378	248 WOOD, SIMPLY WORKED	10 028	794	510
746 BALL OR ROLLER BEARINGS	375	1 150	723	291 CRUDE ANIMAL MATERLS, NES	1 878	656	412
747 TAPS, COCKS, VALVES, ETC.	5 221	16 246	10 443	292 CRUDE VEG. MATERIALS, NES	1 277	375	240
748 TRANSMISSIONS SHAFTS ETC	7 589	15 245	10 004	321 COAL, NOT AGGLOMERATED	113 826	1 991	1 317
749 NON-ELECT MACH. PARTS, ETC	2 794	6 868	4 410	422 FIXED VEG. FAT, OILS, OTHER	3 103	354	215
751 OFFICE MACHINES	979	5 747	3 683	551 ESSNTL. OIL, PERFUME, FLAVR	76	55	33
752 AUTOMATC. DATA PROC. EQUIP	1 096	21 775	13 949	625 RUBBER TYRES, TUBES, ETC.	2 777	356	228
759 PARTS, FOR OFFICE MACHINS	612	14 521	9 379	635 WOOD MANUFACTURES, NES	8 816	1 425	920
761 TELEVISION RECEIVERS ETC	62	253	163	651 TEXTILE YARN	397	182	116
762 RADIO-BROADCAST RECEIVER	134	1 879	1 224	652 COTTON FABRICS, WOVEN	118	47	30
763 SOUND RECORDER, PHONOGRPH	44	1 104	705	658 TEXTILE ARTICLES NES	1 705	4 619	2 980
764 TELECOMM. EQUIP. PARTS NES	4 899	120 723	79 153	659 FLOOR COVERINGS, ETC.	624	1 225	796
771 ELECT POWER MACHNY. PARTS	13 474	23 612	15 094	661 LIME, CEMENT, CONSTR. MATRL	31 856	1 467	928
772 ELEC. SWITCH, RELAY, CIRCUIT	8 339	40 822	26 361	663 MINERAL MANUFACTURES, NES	362	96	62
773 ELECTR DISTRIB. EQPT NES	6 675	14 309	9 282	666 POTTERY	18 935	4 027	2 593
774 ELECTRO-MEDCL. XRAY EQUIP	544	9 569	6 236	687 TIN	676	643	414
775 DOM. ELEC. NON-ELEC. EQUIP	4 458	10 084	6 524	741 HEATING, COOLING EQUIP, PART	44	177	119
776 TRANSISTORS, VALVES, ETC.	333	53 613	34 418	764 TELECOMM. EQUIP. PARTS NES	63	153	105
778 ELECTRIC MACH. APPART. NES	16 319	38 602	24 786	771 ELECT POWER MACHNY. PARTS	5	59	36
781 PASS. MOTOR VEHCLS. EX. BUS	105 543	371 843	236 535	773 ELECTR DISTRIB. EQPT NES	743	547	355
782 GOODS, SPCL TRANSPORT VEH	1 271	4 276	2 765	785 CYCLES, MOTORCYCLES ETC.	546	596	378
783 ROAD MOTOR VEHICLES NES	427	1 371	844	821 FURNITURE, CUSHIONS, ETC.	1 022	500	326
784 PARTS, TRACTORS, MOTOR VEH	47 588	119 876	76 874	831 TRUNK, SUITCASES, BAG, ETC	6 815	12 837	8 243
785 CYCLES, MOTORCYCLES ETC.	26	150	95	841 MENS, BOYS CLOTHING, X-KNIT	37 985	125 111	81 897
786 TRAILERS, SEMI-TRAILR, ETC	4 110	2 771	1 808	842 WOMEN, GIRL CLOTHING, X-KNIT	36 847	151 968	99 676
791 RAILWAY VEHICLES, EQUIPNT	3 518	12 342	8 085	843 MENS, BOYS CLOTHING, KNIT	45	121	78
792 AIRCRAFT, ASSC'D. EQUIPNT	57	6 917	4 423	845 OTHR. TEXTILE APPAREL, NES	1 586	4 299	2 869
800 CPL IND PLANT CHAP 90/94	149	1 306	820	846 CLOTHING ACCESSRS, FABRIC	86	340	216
811 PREFABRICATED BUILDINGS	114	1 758	1 113	848 CLOTHING, NONXTXL; HEADGEAR	2 172	832	547
812 PLUMBING, SANITRY, EQPT. ETC	71	94	57	851 FOOTWEAR	17 030	17 843	11 358
813 LIGHTING FIXTURES ETC. NES	1 048	4 646	2 963	892 PRINTED MATTER	36	82	54
821 FURNITURE, CUSHIONS, ETC.	2 352	7 211	4 639	894 BABY CARRIAGE, TOYS, GAMES	526	1 116	744
831 TRUNK, SUITCASES, BAG, ETC	46	589	371	896 WORKS OF ART, ANTIQUE ETC	66	63	41
841 MENS, BOYS CLOTHING, X-KNIT	62	700	446	899 MISC MANUFCTRD GOODS NES	4 275	1 533	996
842 WOMEN, GIRL CLOTHING, X-KNIT	8	389	246	961 COIN NONGOLD NONCURRENT	64	64	41
845 OTHR. TEXTILE APPAREL, NES	45	196	119	EXPORTS	117 978	78 448	50 341
846 CLOTHING ACCESSRS, FABRIC	59	1 084	680				
848 CLOTHING, NONXTXL; HEADGEAR	40	415	266				
851 FOOTWEAR	974	1 586	1 010	022 MILK AND CREAM	8 492	2 391	1 510
871 OPTICAL INSTRUMENTS, NES	67	3 088	2 010	054 VEGETABLES	413	432	273
872 MEDICAL INSTRUMENTS NES	753	14 365	9 234	061 SUGARS, MOLASSES, HONEY	2 150	106	65
873 METERS, COUNTERS, NES	484	3 903	2 451	081 ANIMAL FEED STUFF	300	83	56
874 MEASURE, CONTROL INSTRMNT	1 983	40 300	25 871	098 EDIBLE PROD. PREPRTNS, NES	591	775	495
881 PHOTOGRAPH APPAR. ETC. NES	393	3 638	2 340	111 NON-ALCOHOL. BEVERAGE, NES	1 023	108	67
882 PHOTO. CINEMATOGRPH. SUPPL	7 859	9 709	6 191	112 ALCOHOLIC BEVERAGES	2 663	626	401
884 OPTICAL GOODS NES	69	1 321	849	267 OTHER MAN-MADE FIBRES	498	304	205
885 WATCHES AND CLOCKS	307	10 906	6 985	268 WOOL, OTHER ANIMAL HAIR	977	1 204	830
891 ARMS AND AMMUNITION	118	1 321	853	278 OTHER CRUDE MINERALS	904	106	70
892 PRINTED MATTER	2 530	4 083	2 620	292 CRUDE VEG. MATERIALS, NES	145	591	376
893 ARTICLES, NES, OF PLASTICS	4 672	7 381	4 744	334 PETROLEUM PRODUCTS	864	230	154
894 BABY CARRIAGE, TOYS, GAMES	631	1 332	864	512 ALCOHOL, PHENOL, ETC. DERIV	442	100	61
895 OFFICE, STATIONERY SUPPLS	3 051	9 588	6 144	513 CARBOXYLIC ACIDS, DERIVTS	890	196	123
896 WORKS OF ART, ANTIQUE ETC	1	77	47	515 ORGANO-INORGANIC COMPNDS	37	64	40
897 GOLD, SILVERWARE, JEWEL NES	15	3 850	2 457	516 OTHER ORGANIC CHEMICALS	388	402	261
898 MUSICAL INSTRUMENTS, ETC.	253	3 619	2 236	523 METAL, SALTS, INORGAN. ACID	1 483	102	61
899 MISC MANUFCTRD GOODS NES	1 060	3 964	2 542	533 PIGMENTS, PAINTS, ETC.	80	96	61
941 COMPL. IND PLANT CHAPT 99	736	1 901	1 176	541 MEDICINES, ETC. EXC. GRP542	951	2 686	1 710
971 GOLD, NONMONTY EXCL DRES	23	23 441	15 040	542 MEDICAMENTS	2 107	3 535	2 293
LAOS				551 ESSNTL. OIL, PERFUME, FLAVR	211	402	259
IMPORTS	10 124	9 084	5 781	553 PERFUMERY, COSMETICS, ETC.	16	57	38
071 COFFEE, COFFEE SUBSTITUTE	6 734	1 079	666	554 SOAP, CLEANERS, POLISH, ETC	423	174	112
292 CRUDE VEG. MATERIALS, NES	22	50	31	562 FERTILIZER, EXCEPT GRP272	50 324	950	599
841 MENS, BOYS CLOTHING, X-KNIT	966	2 466	1 584	573 POLYMERS, VINYL CHLORIDE	875	248	163
842 WOMEN, GIRL CLOTHING, X-KNIT	375	1 496	581	575 OTH. PLASTIC, PRIMARY FORM	413	150	97
844 WOMEN, GIRLS CLOTHING, KNIT	31	105	581	581 PLASTIC TUBE, PIPE, HOSE	13	82	53
845 OTHR. TEXTILE APPAREL, NES	1 779	3 800	582	582 PLASTIC PLATE, SHEETS, ETC	2 661	1 394	892
EXPORTS	1 166	1 995	1 299	591 INSECTICIDES, ETC.	2 048	2 156	1 338
514 NITROGEN-FUNCT. COMPOUNDS	4	54	37	597 PREPRD ADDITIVES, LIQUIDS	534	162	102
652 COTTON FABRICS, WOVEN	15	81	54	598 MISC. CHEMICAL PRODS. NES	2 411	1 148	741
723 CIVIL ENGINEERING EQUIPT	523	1 032	678	621 MATERIALS OF RUBBER	87	99	61
724 TEXTILE, LEATHER MACHINES	12	67	42	625 RUBBER TYRES, TUBES, ETC.	136	101	65
759 PARTS, FOR OFFICE MACHINS	2	59	38	629 ARTICLES OF RUBBER, NES	8	57	36
781 PASS. MOTOR VEHCLS. EX. BUS	256	192	116	635 WOOD MANUFACTURES, NES	53	85	53
784 PARTS, TRACTORS, MOTOR VEH	85	111	74	641 PAPER AND PAPERBOARD	3 363	4 047	2 751
VIETNAM				642 PAPER, PAPERBOARD, CUT ETC	116	78	49
IMPORTS	486 308	364 001	237 727	651 TEXTILE YARN	390	1 083	687
034 FISH, FRESH, CHILLED, FROZN	1 752	1 029	663	652 COTTON FABRICS, WOVEN	167	593	383
036 CRUSTACEANS, MOLLUSCS ETC	2 229	3 580	2 287	653 FABRICS, MAN-MADE FIBRES	345	1 499	939
037 FISH ETC. PREPRD, PRSVD. NES	6 431	3 482	2 231	654 OTH. TEXTILE FABRIC, WOVEN	95	335	207
048 CEREAL PREPARATIONS	184	48	30	655 KNIT, CROCHET, FABRIC NES	185	226	149
054 VEGETABLES	1 796	350	225	656 TULLE, LACE, EMBROIDRY, ETC	23	261	169
056 VEGETABLES, PRPD, PRSVD, NES	1 247	180	115	657 SPECIAL YARN, TXTL. FABRIC	488	3 991	2 540
057 FRUIT, NUTS EXCL. OIL NUTS	449	265	162	658 TEXTILE ARTICLES NES	35	120	75
058 FRUIT, PRESERVED, PREPARED	8 835	1 032	665	662 CLAY, REFRCT. CONSTR. MATRL	11 235	1 838	1 198
059 FRUIT, VEGETABLE JUICES	3 478	775	482	663 MINERAL MANUFACTURES, NES	98	169	108
071 COFFEE, COFFEE SUBSTITUTE	28 569	3 872	2 493	665 GLASSWARE	703	79	47
				673 FLAT-ROLLED IRON ETC.	988	79	50
				676 IRON, STL. BAR, SHAPES ETC.	2 038	126	85
				684 ALUMINIUM	316	494	319
				692 CONTAINERS, STORAGE, TRNSP	31	67	42
				695 TOOLS	36	183	119
				696 CUTLERY	175	645	424
				697 HOUSEHOLD EQUIPMENT, NES	19	101	64
				699 MANUFACTS. BASE METAL, NES	381	494	307



## 7 IMPORTS AND EXPORTS (SPECIAL TRADE) BY COUNTRIES OF PRODUCTION AND CONSUMPTION AND BY GROUPS OF THE SITC-REV. III 1992

GROUP DESCRIPTION	DT = 100 KG	1 000 DM	1 000 \$	GROUP DESCRIPTION	DT = 100 KG	1 000 DM	1 000 \$
711 STEAM GENER. BOILERS, ETC.	329	519	335	112 ALCOHOLIC BEVERAGES	325	157	103
713 INTRNL COMBUS PSTN ENGIN	6	56	39	121 TOBACCO, UNMANUFACTURED	17 726	15 434	9 892
716 ROTATING ELECTRIC PLANT	144	316	202	122 TOBACCO, MANUFACTURED	19	49	31
723 CIVIL ENGINEERING EQUIPT	240	1 212	765	231 NATURAL RUBBER, ETC.	407 487	57 750	36 917
724 TEXTILE, LEATHER MACHINES	778	3 560	2 264	232 SYNTHETIC RUBBER, ETC.	585	88	61
725 PAPER, PULP MILL MACHINES	42	112	73	245 FUEL WOOD, WOOD CHARCOAL	25 044	1 653	1 055
726 PRINTING, BOOKBINDING MACHS	333	1 408	905	247 WOOD ROUGH, ROUGH SQUARED	729	54	34
727 FOOD-PROCESS. MCH. NON DOM	526	1 452	921	248 WOOD, SIMPLY WORKED	171 401	28 452	18 302
728 OTH. MACH. PTS. SPCL INDUST	1 318	2 330	1 490	266 SYNTHETIC FIBRES	2 004	269	173
731 METAL REMOVAL WORK TOOLS	91	230	151	267 OTHER MAN-MADE FIBRES	2 060	135	88
735 PARTS, NES, FOR MACH-TOOLS	8	93	61	283 COPPER ORES, CONCENTRATES	241 129	23 637	15 017
737 METALWORKING MACHNRY NES	82	147	90	291 CRUDE ANIMAL MATERLS. NES	133	158	101
741 HEATING, COOLING EQUIP, PART	509	1 639	1 048	292 CRUDE VEG. MATERIALS, NES	36 042	5 069	3 232
742 PUMPS FOR LIQUIDS, PARTS	25	228	146	321 COAL, NOT AGGLOMERATED	4 406 133	31 298	19 952
743 PUMPS NES, CENTRIFUGS ETC	64	364	231	335 RESIDUAL PETROL. PRODUCTS	244 542	5 740	3 662
744 MECHANICAL HANDLING EQUIP	101	214	139	421 FIXED VEG. FAT, OILS, SOFT	4 884	282	194
745 OTH. NONELEC MCH. TOOL, NES	1 307	1 861	1 207	422 FIXED VEG. FAT, OILS, OTHER	2 359 457	178 651	112 300
746 BALL OR ROLLER BEARINGS	47	93	60	431 ANIMAL, VEG. FATS, OILS, NES	263 990	21 548	13 915
747 TAPS, COCKS, VALVES, ETC.	7	113	74	511 HYDROCARBONS, NES, DERIVTS	360	84	52
748 TRANSMISSIONS SHAFTS ETC	13	163	102	512 ALCOHOL, PHENOL, ETC. DERIV	70 558	10 175	6 585
749 NON-ELECT MACH. PARTS, ETC	25	85	55	513 CARBOXYLIC ACIDS, DERIVTS	42 516	6 871	4 406
751 OFFICE MACHINES	34	262	178	514 NITROGEN-FUNCT. COMPOUNDS	14 881	5 164	3 251
752 AUTOMATC. DATA PROC. EQUIP	3	267	165	515 ORGANO-INORGANIC COMPNDS	186	604	385
763 SOUND RECORDER, PHONOGRPH	2	46	31	516 OTHER ORGANIC CHEMICALS	72	71	45
764 TELECOMM. EQUIP. PARTS NES	420	8 797	5 729	531 SYNTH. COLOURS, LAKES, ETC.	547	1 305	854
772 ELECT. SWITCH, RELAY, CIRCUIT	100	685	454	533 PIGMENTS, PAINTS, ETC.	211	136	88
773 ELECTRIC DISTRIBUT. EQPT NES	496	446	276	541 MEDICINES, ETC. EXC. GRP542	310	2 221	1 430
774 ELECTRO-MEDCL. XRAY EQUIP	71	1 708	1 080	542 MEDICAMENTS	15	139	93
775 DOM. ELECT. NON-ELECT. EQUIPT	20	50	32	551 ESSNTL. OIL, PERFUME, FLAVR	1 709	3 564	2 315
776 TRANSISTORS, VALVES, ETC.	1	82	55	554 SOAP, CLEANERS, POLISH, ETC	552	68	43
778 ELECTRIC MACH. APPART. NES	1 159	1 179	765	574 POLYACETAL, POLYCARBONATE	1 674	107	68
781 PASS. MOTOR VEHCLS. EX. BUS	76	257	165	575 OTH. PLASTIC, PRIMARY FORM	284	199	131
782 GOODS, SPCL TRANSPORT VEH	37	444	282	581 PLASTIC TUBE, PIPE, HOSE	261	302	197
784 PARTS, TRACTORS, MOTOR VEH	159	223	145	582 PLASTIC PLATE, SHEETS, ETC	3 151	804	511
821 FURNITURE, CUSHIONS, ETC.	28	62	41	598 MISC. CHEMICAL PRODS. NES	61 185	6 213	3 984
841 MENS, BOYS CLOTHING, X-KNIT	40	84	57	611 LEATHER	4 493	21 487	13 829
846 CLOTHING ACCESSRS, FABRIC	4	60	37	621 MATERIALS OF RUBBER	9 562	2 309	1 484
848 CLOTHING, NONTEXTL; HEADGEAR	83	3 180	1 961	625 RUBBER TYRES, TUBES, ETC.	7 310	2 479	1 600
851 FOOTWEAR	6	59	36	629 ARTICLES OF RUBBER, NES	1 907	740	486
872 MEDICAL INSTRUMENTS NES	172	191	123	634 VENEERS, PLYWOOD, ETC.	1 072 781	144 002	92 512
873 METERS, COUNTERS, NES	154	178	118	635 WOOD MANUFACTURES, NES	452 709	86 105	55 586
874 MEASURE, CONTROL INSTRMNT	53	1 768	1 124	641 PAPER AND PAPERBOARD	391	105	67
881 PHOTOGRAPH APPAR. ETC. NES	8	129	79	642 PAPER, PAPERBOARD, CUT ETC	10 660	3 502	2 236
882 PHOTO. CINEMATOGRPH. SUPPL	204	388	245	651 TEXTILE YARN	71 368	38 324	24 643
892 PRINTED MATTER	66	130	84	652 COTTON FABRICS, WOVEN	31 689	27 676	17 818
893 ARTICLES, NES, OF PLASTICS	112	213	138	653 FABRICS, MAN-MADE FIBRES	92 327	91 917	59 137
895 OFFICE, STATIONERY SUPPLS	78	137	86	655 KNIT, CROCHET, FABRIC NES	152	168	108
899 MISC MANUFACTRD GOODS NES	110	600	383	656 TULLE, LACE, EMBROIDRY, ETC	46	115	73
971 GOLD, NONMONTY EXCL ORES		648	398	657 SPECIAL YARN, TEXTL. FABRIC	93	55	35
				658 TEXTILE ARTICLES NES	20 280	24 459	15 516
CAMBODIA				661 LIME, CEMENT, CONSTR. MATRL	189	83	52
IMPORTS	17 340	41 119	26 688	663 MINERAL MANUFACTURES, NES	346	64	43
				664 GLASS	384	253	165
831 TRUNK, SUITCASES, BAG, ETC	246	584	357	665 GLASSWARE	15 955	2 504	1 612
841 MENS, BOYS CLOTHING, X-KNIT	10 782	23 051	14 868	666 POTTERY	9 280	2 995	1 935
842 WOMEN, GIRL CLOTHING, XKNIT	1 944	6 188	4 051	671 PIG IRON, SPIEGELEISN, ETC	40 350	10 109	6 526
843 MENS, BOYS CLOTHING, KNIT	154	429	273	679 TUBES, PIPES, ETC. IRON, STL	33	70	43
844 WOMEN, GIRLS CLOTHING, KNIT	306	1 061	677	686 ZINC	252	53	36
845 OTHR. TEXTILE APPAREL, NES	3 892	9 784	6 437	687 TIN	37 892	36 539	23 381
EXPORTS	9 688	7 351	4 815	694 NAILS, SCREWS, NUTS, ETC.	184	250	153
				695 TOOLS	365	572	364
112 ALCOHOLIC BEVERAGES	8 254	1 193	749	696 CUTLERY	18 025	23 572	15 122
658 TEXTILE ARTICLES NES	27	162	108	697 HOUSEHOLD EQUIPMENT, NES	3 319	2 595	1 676
726 PRINTING, BOOKBINDING MACHS	265	2 368	1 612	699 MANUFACT. BASE METAL, NES	2 720	987	640
741 HEATING, COOLING EQUIP, PART	8	195	132	712 STEAM TURBINES	13	148	89
745 OTH. NONELEC MCH. TOOL, NES	18	192	128	713 INTRNL COMBUS PSTN ENGIN	14	69	44
751 OFFICE MACHINES	31	200	135	714 ENGINES, MOTORS NON-ELECT	178	277	180
774 ELECTRO-MEDCL. XRAY EQUIP	3	62	40	724 TEXTILE, LEATHER MACHINES	154	234	151
781 PASS. MOTOR VEHCLS. EX. BUS	591	2 031	1 294	725 PAPER, PULP MILL MACHINES	115	56	34
784 PARTS, TRACTORS, MOTOR VEH	17	51	34	728 OTH. MACH. PTS. SPCL INDUST	18	95	60
872 MEDICAL INSTRUMENTS NES	6	65	39	737 METALWORKING MACHNRY NES	259	197	124
874 MEASURE, CONTROL INSTRMNT	3	124	80	742 PUMPS FOR LIQUIDS, PARTS	1	84	55
881 PHOTOGRAPH APPAR. ETC. NES	7	403	271	743 PUMPS NES, CENTRIFUGS ETC	162	826	521
882 PHOTO. CINEMATOGRPH. SUPPL	7	46	31	744 MECHANICAL HANDLING EQUIP	892	311	206
				745 OTH. NONELEC MCH. TOOL, NES	478	441	285
INDONESIA				747 TAPS, COCKS, VALVES, ETC.	759	1 550	988
IMPORTS	14 881 348	2 173 723	1 394 091	748 TRANSMISSIONS SHAFTS ETC	47	88	57
				751 OFFICE MACHINES	6 282	18 070	11 544
001 LIVE ANIMALS	266	786	500	752 AUTOMATC. DATA PROC. EQUIP	278	3 289	2 149
034 FISH, FRESH, CHILLED, FROZEN	245	1 401	897	759 PARTS, FOR OFFICE MACHINS	9	315	206
036 CRUSTACEANS, MOLLUSCS ETC	4 520	7 081	4 605	761 TELEVISION RECEIVERS ETC	2 936	7 482	4 712
037 FISH ETC. PREPDR, PRSD. NES	50 449	17 546	11 257	762 RADIO-BROADCAST RECEIVER	11 710	43 399	27 994
042 RICE	862	87	53	763 SOUND RECORDER, PHONOGRPH	88	473	298
048 CEREAL PREPARATIONS	305	84	55	764 TELECOMM. EQUIP. PARTS NES	3 059	3 563	2 251
054 VEGETABLES	682 079	18 779	11 747	771 ELECT POWER MACHNRY. PARTS	8	198	125
056 VEGETABLES, PRPD, PRSD, NES	14 200	3 439	2 208	772 ELECT. SWITCH, RELAY, CIRCUIT	11	119	75
057 FRUIT, NUTS EXCL. OIL NUTS	9 348	2 418	1 546	773 ELECTRIC DISTRIBUT. EQPT NES	87	151	93
058 FRUIT, PRESERVED, PREPARED	140 079	16 810	10 639	776 TRANSISTORS, VALVES, ETC.	19	1 529	982
059 FRUIT, VEGETABLE JUICES	11 015	2 604	1 687	778 ELECTRIC MACH. APPART. NES	21 886	7 308	4 644
061 SUGARS, MOLASSES, HONEY	77 207	959	592	784 PARTS, TRACTORS, MOTOR VEH	15	55	34
071 COFFEE, COFFEE SUBSTITUTE	442 464	69 720	44 393	785 CYCLES, MOTORCYCLES ETC.	3 385	3 109	1 969
072 COCOA	162 948	40 082	25 481	792 AIRCRAFT, ASSC'D. EQUIPNT	5	61	39
074 TEA AND MATE	18 685	8 066	5 180	812 PLUMBING, SANITRY, EQPT. ETC	3 666	1 103	709
075 SPICES	106 936	29 956	19 227	813 LIGHTING FIXTURES ETC. NES	307	223	147
081 ANIMAL FEED STUFF	2 360 256	46 764	29 635	821 FURNITURE, CUSHIONS, ETC.	112 391	64 338	41 431
098 EDIBLE PROD. PREPRTNS, NES	378	120	76	831 TRUNK, SUITCASES, BAG, ETC	11 101	14 345	9 256
				841 MENS, BOYS CLOTHING, X-KNIT	39 820	129 444	83 543
				842 WOMEN, GIRL CLOTHING, XKNIT	50 652	192 070	123 272
				843 MENS, BOYS CLOTHING, KNIT	10 219	25 676	16 230



7 IMPORTS AND EXPORTS (SPECIAL TRADE) BY COUNTRIES OF PRODUCTION AND CONSUMPTION AND BY GROUPS OF THE SITC-REV. III 1992

GROUP DESCRIPTION	DT = 100 KG	1 000 DM	1 000 \$	GROUP DESCRIPTION	DT = 100 KG	1 000 DM	1 000 \$
844 WOMEN, GIRLS CLOTHING, KNIT	18 564	52 174	33 698	635 WOOD MANUFACTURES, NES	1 318	671	429
845 OTHR. TEXTILE APPAREL, NES	46 873	145 351	94 014	641 PAPER AND PAPERBOARD	43 344	12 350	7 759
846 CLOTHING ACCESSRS, FABRIC	5 970	13 644	8 733	642 PAPER, PAPERBOARD, CUT ETC	2 791	1 346	863
848 CLOTHING, NONTEXTL, HEADGEAR	4 289	16 694	10 773	651 TEXTILE YARN	46 172	24 187	15 726
851 FOOTWEAR	72 847	146 794	93 904	652 COTTON FABRICS, WOVEN	355	782	493
872 MEDICAL INSTRUMENTS NES	54	83	54	653 FABRICS, MAN-MADE FIBRES	1 650	7 908	5 006
873 METERS, COUNTERS, NES	926	1 222	774	654 OTH. TEXTILE FABRIC, WOVEN	871	2 273	1 397
874 MEASURE, CONTROL INSTRMNT	9	919	591	655 KNIT, CROCHET, FABRIC NES	93	388	248
881 PHOTOGRAPH APPAR. ETC. NES	577	8 246	5 393	656 TULLE, LACE, EMBROIDRY, ETC	30	217	135
882 PHOTO. CINEMATOGRPH. SUPPL	30	335	209	657 SPECIAL YARN, TEXTL. FABRIC	2 765	11 313	7 289
884 OPTICAL GOODS NES	64	486	313	658 TEXTILE ARTICLES NES	141	85	55
885 WATCHES AND CLOCKS	41	69	43	659 FLOOR COVERINGS, ETC.	1 976	320	201
891 ARMS AND AMMUNITION	2	1 283	814	661 LIME, CEMENT, CONSTR. MATRL	2 191	306	203
892 PRINTED MATTER	114	164	105	662 CLAY, REFRCT. CONSTR. MATRL	189 406	32 371	20 881
893 ARTICLES, NES, OF PLASTICS	44 880	13 438	8 679	663 MINERAL MANUFACTURES, NES	19 021	10 837	6 947
894 BABY CARRIAGE, TOYS, GAMES	16 485	20 798	13 422	664 GLASS	9 118	1 672	1 076
895 OFFICE, STATIONERY SUPPLS	1 182	1 372	892	665 GLASSWARE	2 481	3 002	1 933
896 WORKS OF ART, ANTIQUE ETC	94	289	183	666 POTTERY	243	468	301
897 GOLD, SILVERWARE, JEWEL NES	173	8 136	5 238	667 PEARLS, PRECIOUS STONES	-	-	-
898 MUSICAL INSTRUMENTS, ETC.	1 512	2 168	1 373	671 PIG IRON, SPIEGELEISN, ETC	5 321	1 152	744
899 MISC MANUFCTRD GOODS NES	11 074	10 122	6 514	672 INGOTS ETC. IRON OR STEEL	201 963	6 019	3 816
EXPORTS	4 482 505	3 100 878	1 994 013	673 FLAT-ROLLED IRON ETC.	46 676	2 738	1 729
001 LIVE ANIMALS	34	1 327	858	674 FLAT-ROLLED PLATED IRON	316	71	47
011 BOVINE MEAT	1 499	288	199	675 FLAT-ROLLED, ALLOY STEEL	3 397	729	468
022 MILK AND CREAM	57 676	14 082	8 847	676 IRON, STL. BAR, SHAPES ETC.	161 493	13 397	8 431
034 FISH, FRESH, CHILLED, FROZN	5	71	47	678 WIRE OF IRON OR STEEL	581	256	183
048 CEREAL PREPARATIONS	444	124	80	679 TUBES, PIPES, ETC. IRON, STL	84 085	11 841	7 560
054 VEGETABLES	82	88	58	681 SILVER, PLATINUM, ETC.	2	107	71
056 VEGETABLES, PRPD, PRSVD, NES	1 522	1 015	663	682 COPPER	7 241	7 519	4 813
058 FRUIT, PRESERVED, PREPARED	86	52	31	683 NICKEL	343	953	601
061 SUGARS, MOLASSES, HONEY	104 967	5 119	3 284	684 ALUMINIUM	31 338	18 481	12 007
062 SUGAR CONFECTIONERY	305	188	127	685 LEAD	617	225	143
073 CHOCOLATE, OTH. COCOA PREP	293	136	86	686 ZINC	1 212	245	156
081 ANIMAL FEED STUFF	10 471	2 094	1 362	689 MISC. NON-FERR. BASE METAL	11	140	91
091 MARGARINE AND SHORTENING	553	124	80	691 METALLIC STRUCTURES NES	3 660	5 613	3 618
098 EDIBLE PROD. PREPRTNS, NES	1 410	1 352	861	692 CONTAINERS, STORAGE, TRNSP	1 859	4 473	2 853
122 TOBACCO, MANUFACTURED	5	49	361	693 WIRE PRODUCTS EXCL. ELECT	50 017	46 072	30 798
231 NATURAL RUBBER, ETC.	621	238	80	694 NAILS, SCREWS, NUTS, ETC.	586	1 523	976
232 SYNTHETIC RUBBER, ETC.	15 234	4 226	154	695 TOOLS	3 710	15 602	9 997
247 WOOD ROUGH, ROUGH SQUARED	5 741	533	327	696 CUTLERY	85	610	389
248 WOOD, SIMPLY WORKED	235	51	35	697 HOUSEHOLD EQUIPMENT, NES	1 956	2 710	1 736
251 PULP AND WASTE PAPER	218 697	2 971	327	699 MANUFACT. BASE METAL, NES	8 058	11 030	7 038
266 SYNTHETIC FIBRES	3 985	1 126	35	700 CPL. IND. PLANT (84/85/87)	126 884	431 555	276 232
269 WORN CLOTHING, TEXTL. ARTL	103	88	1 938	711 STEAM GENER. BOILERS, ETC.	19 223	18 987	12 314
273 STONE, SAND AND GRAVEL	38 598	810	734	712 STEAM TURBINES	248	3 637	2 330
274 SULPHUR, UNRSTD. IRON PYRS	2 751	595	56	713 INTRNL COMBUS PSTN ENGIN	7 854	41 352	27 600
278 OTHER CRUDE MINERALS	159 062	3 346	524	714 ENGINES, MOTORS NON-ELECT	10 598	53 030	35 897
282 FERROUS WASTE AND SCRAP	137 577	1 639	387	716 ROTATING ELECTRIC PLANT	34 325	60 068	39 099
287 ORE, CONCENTR. BASE METALS	7 045	483	2 156	718 OTH. POWR. GENRTNG. MACHNRY	497	1 910	1 225
291 CRUDE ANIMAL MATERIALS, NES	21	76	1 037	721 AGRIC. MACHINES, EX. TRACTR	738	2 181	1 451
292 CRUDE VEG. MATERIALS, NES	1 558	1 616	318	722 TRACTORS	350	856	557
321 COAL, NOT AGGLOMERATED	450	54	45	723 CIVIL ENGINEERING EQUIPT	13 599	16 630	10 707
334 PETROLEUM PRODUCTS	688 679	22 294	1 046	724 TEXTILE, LEATHER MACHINES	55 448	189 023	122 245
335 RESIDUAL PETROL. PRODUCTS	12 535	1 601	1 223	725 PAPER, PULP MILL MACHINES	7 110	12 127	7 748
411 ANIMAL OILS AND FATS	498	183	120	726 PRINTNG, BOOKBINDNG MACHS	6 620	25 956	16 797
421 FIXED VEG. FAT, OILS, SOFT	2 126	329	213	727 FOOD-PROCESS. MCH. NON ODM	2 402	5 118	3 217
422 FIXED VEG. FAT, OILS, OTHER	5 133	508	316	728 OTH. MACH. PTS, SPCL INDUST	79 764	182 815	116 044
431 ANIMAL, VEG. FATS, OILS, NES	9 117	1 554	996	731 METAL REMOVAL WORK TOOLS	4 388	9 969	6 337
511 HYDROCARBONS, NES, DERIVTS	13 858	3 433	2 185	733 MACH-TOOLS, METAL-WORKING	3 195	13 539	8 583
512 ALCOHOL, PHENOL, ETC. DERIV	17 696	4 556	2 883	735 PARTS, NES, FOR MACH-TOOLS	413	2 353	1 508
513 CARBOXYLIC ACIDS, DERIVTS	56 711	10 656	8 835	737 METALWORKING MACHNRY NES	8 676	10 804	6 918
514 NITROGEN-FUNCT. COMPOUNDS	12 814	17 094	10 926	741 HEATING, COOLING EQUIP, PART	33 769	87 141	55 929
515 ORGANO-INORGANIC COMPNDS	10 435	21 664	6 835	742 PUMPS FOR LIQUIDS, PARTS	5 025	25 738	16 767
516 OTHER ORGANIC CHEMICALS	32 098	10 186	10 926	743 PUMPS NES, CENTRIFUGS ETC	9 158	49 265	30 970
522 INORGANIC CHEM. ELEMENTS	117 185	21 124	13 864	744 MECHANICAL HANDLING EQUIP	30 763	40 371	25 428
523 METAL, SALTS, INORGAN. ACID	98 334	12 366	6 421	745 OTH. NONELEC MCH, TOOL, NES	13 310	63 398	40 986
524 OTHER CHEMICAL COMPOUNDS	2 050	844	13 452	746 BALL OR ROLLER BEARINGS	92	989	632
525 RADIO-ACTIVE MATERIALS	20	108	7 900	747 TAPS, COCKS, VALVES, ETC.	2 420	9 458	6 131
531 SYNTH. COLOURS, LAKES, ETC.	18 414	47 182	540	748 TRANSMISSIONS SHAFTS ETC	4 707	16 783	10 710
532 DYEING, TANNING MATERIALS	30 564	4 922	68	749 NON-ELECT MACH. PARTS, ETC	2 225	12 029	7 895
533 PIGMENTS, PAINTS, ETC.	27 891	17 436	3 152	751 OFFICE MACHINES	416	2 362	1 499
541 MEDICINES, ETC. EXC. GRP542	2 859	19 288	11 264	752 AUTOMATC. DATA PROC. EQUIP	60	7 367	4 755
542 MEDICAMENTS	757	5 996	11 264	753 PARTS, FOR OFFICE MACHINS	20	1 419	895
551 ESSNTL. OIL, PERFUME, FLAVR	9 079	18 684	12 367	761 TELEVISION RECEIVERS ETC	10	215	139
553 PERFUMERY, COSMETICS, ETC.	496	1 403	3 846	762 RADIO-BROADCAST RECEIVER	23	534	377
554 SOAP, CLEANERS, POLISH, ETC	36 182	12 314	11 950	763 SOUND RECORDER, PHONOGRPH	23	1 041	665
562 FERTILIZER, EXCEPT GRP272	220 352	5 790	896	764 TELECOMM. EQUIP. PARTS NES	10 158	202 714	129 902
571 POLYMERS OF ETHYLENE	98 002	13 929	7 920	771 ELECT POWER MACHNRY. PARTS	21 369	36 472	23 559
572 POLYMERS OF STYRENE	29 221	4 005	3 658	772 ELEC. SWITCH. RELAY. CIRCUIT	10 758	69 935	45 154
573 POLYMERS, VINYL CHLORIDE	11 984	3 719	9 005	773 ELECTR. DISTRIB. EQPT NES	9 538	15 804	10 336
574 POLYACETAL, POLYCARBONATE	14 900	6 380	2 513	774 ELECTRO-MEDCL. XRAY EQUIP	593	9 895	6 533
575 OTH. PLASTIC, PRIMARY FORM	151 437	50 129	2 394	775 DOM. ELEC. NON-ELEC. EQUIPT	820	2 582	1 660
579 PLASTIC WASTE, SCRAP ETC	83 077	2 095	4 127	776 TRANSISTORS, VALVES, ETC.	620	2 006	1 296
581 PLASTIC TUBE, PIPE, HOSE	831	2 433	32 315	778 ELECTRIC MACH. APPART. NES	17 231	42 601	27 798
582 PLASTIC PLATE, SHEETS, ETC	12 964	10 870	1 358	781 PASS. MOTOR VEHCLS. EX. BUS	9 540	35 259	22 792
583 MONOFILAMENT OF PLASTICS	599	279	1 587	782 GOODS, SPCL. TRANSPORT VEH	2 705	4 880	3 081
591 INSECTICIDES, ETC.	11 398	8 379	6 949	783 ROAD MOTOR VEHICLES NES	997	1 535	948
592 STARCHES, INULIN, ETC.	44 734	7 078	185	784 PARTS, TRACTORS, MOTOR VEH	18 709	39 364	25 103
597 PREPRED ADDITIVES, LIQUIDS	26 538	11 218	5 372	785 CYCLES, MOTORCYCLES ETC.	103	224	144
598 MISC. CHEMICAL PRODTS. NES	107 139	41 668	4 554	786 TRAILERS, SEMI-TRAILER, ETC	4 509	3 482	2 262
600 CPL. IND. PLANT CHAP 69-76	26 884	96 490	7 275	791 RAILWAY VEHICLES, EQUIPNT	5 364	7 196	4 684
611 LEATHER	313	482	26 775	792 AIRCRAFT, ASSOCTD. EQUIPNT	95	11 567	7 407
612 MANUFACT. LEATHER ETC. NES	8	113	62 316	793 SHIP, BOAT, FLOAT, STRUCTRS	93 095	116 367	73 660
621 MATERIALS OF RUBBER	898	1 848	307	800 CPL. IND. PLANT CHAP 90/94	1 840	24 744	15 834
625 RUBBER TYRES, TUBES, ETC.	248	234	72	812 PLUMBING, SANITRY, EQPT, ETC	511	795	505
629 ARTICLES OF RUBBER, NES	857	2 157	1 191	813 LIGHTING FIXTURES ETC. NES	804	2 100	1 338
634 VENEERS, PLYWOOD, ETC.	2 815	520	145	821 FURNITURE, CUSHIONS, ETC.	1 466	5 269	3 396
			1 378	831 TRUNK, SUITCASES, BAG, ETC	57	1 102	686
			329	841 MENS, BOYS CLOTHING, X-KNIT	16	394	254



## 7 IMPORTS AND EXPORTS (SPECIAL TRADE) BY COUNTRIES OF PRODUCTION AND CONSUMPTION AND BY GROUPS OF THE SITC-REV. III 1992

GROUP DESCRIPTION	DT = 100 KG	1 000 DM	1 000 \$	GROUP DESCRIPTION	DT = 100 KG	1 000 DM	1 000 \$
842 WOMEN,GIRL CLOTHNG,XKNIT	13	1 023	671	716 ROTATING ELECTRIC PLANT	1 020	5 039	3 229
845 OTHR.TEXTILE APPAREL,NES	2	142	89	722 TRACTORS	24	55	34
846 CLOTHING ACCESSRS,FABRIC	7	250	153	724 TEXTILE,LEATHER MACHINES	340	724	464
848 CLOTHING,NONTXTL;HEADGEAR	19	395	254	727 FOOD-PROCESS.MCH.NON DOM	326	142	88
851 FOOTWEAR	29	137	85	728 OTH.MACH.PTS,SPCL INDUST	166	853	537
871 OPTICAL INSTRUMENTS,NES	28	623	412	735 PARTS,NES,FOR MACH-TOOLS	8	66	42
872 MEDICAL INSTRUMENTS NES	521	7 187	4 610	737 METALWORKING MACHNRY NES	16	195	130
873 METERS,COUNTERS,NES	123	1 280	834	741 HEATING,COOLNG EQUIP,PART	1 933	2 973	1 916
874 MEASURE,CONTROL INSTRMNT	1 560	57 180	36 937	742 PUMPS FOR LIQUIDS,PARTS	19	340	225
881 PHOTOGRAPH APPAR.ETC.NES	221	1 408	877	743 PUMPS NES,CENTRIFUGS ETC	1 010	1 649	1 039
882 PHOTO.CINEMATOGRPH.SUPPL	1 847	2 291	1 483	745 OTH.NONELEC MCH,TOOL,NES	392	2 303	1 456
884 OPTICAL GOODS NES	150	4 228	2 687	747 TAPS,COCKS,VALVES,ETC.	16	85	55
885 WATCHES AND CLOCKS	179	1 261	801	748 TRANSMISSIONS SHAFTS ETC	46	111	70
891 ARMS AND AMMUNITION	61	903	587	749 NON-ELECT MACH.PARTS,ETC	14	130	85
892 PRINTED MATTER	1 348	2 257	1 459	751 OFFICE MACHINES	1 726	9 400	6 054
893 ARTICLES,NES,OF PLASTICS	3 733	15 902	10 111	752 AUTOMATC.DATA PROC.EQUIP	20 561	162 227	103 200
894 BABY CARRIAGE,TOYS,GAMES	537	584	365	759 PARTS,FOR OFFICE MACHINS	6 828	13 506	8 601
895 OFFICE,STATIONERY SUPPLS	3 654	12 598	8 098	761 TELEVISION RECEIVERS ETC	53 959	113 581	72 618
896 WORKS OF ART,ANTIQUE ETC	9	303	192	762 RADIO-BROADCAST RECEIVER	93 942	384 958	248 338
897 GOLD,SILVERWARE,JEWEL NES		1 003	625	763 SOUND RECORDER,PHONOGRPH	18 053	70 105	45 386
898 MUSICAL INSTRUMENTS,ETC.	33	369	242	764 TELECOMM.EQUIP.PARTS NES	32 348	100 686	64 564
899 MISC MANUFCTRD GOODS NES	479	1 380	882	771 ELECT POWER MACHNY,PARTS	4 225	21 186	13 701
941 COMPL IND PLANT CHAPT 99	7 193	10 492	6 781	772 ELEC. SWITCH.RELAY.CIRCUT	4 199	37 113	23 836
971 GOLD,NONMONTY EXCL ORES		325	208	773 ELECTR DISTRIB. EQPT NES	2 647	6 460	4 143
MALAYSIA				774 ELECTRO-MEDCL,XRAY EQUIP	5	167	104
IMPORTS				775 DOM.ELEC,NON-ELEC.EQUIPT	559	1 071	698
001 LIVE ANIMALS	16	343	222	776 TRANSISTORS,VALVES,ETC.	4 860	532 733	340 190
034 FISH,FRESH,CHILLED,FROZN	82	252	161	778 ELECTRIC.MACH.APPART.NES	6 456	169 178	108 266
036 CRUSTACEANS,MOLLUSCS ETC	3 000	3 215	2 065	781 PASS.MOTOR VEHCLS.EX.BUS	36	145	99
037 FISH ETC,PRPD,PRSD,NES	7 543	5 836	3 710	784 PARTS,TRACTORS,MOTOR VEH	252	345	221
056 VEGETABLES,PRPD,PRSD,NES	1 139	477	312	785 CYCLES,MOTORCYCLES ETC.	3 602	4 301	2 786
057 FRUIT,NUTS EXCL.OIL NUTS	34 660	8 443	5 456	786 TRAILERS,SEMI-TRAILR,ETC	7 188	2 743	1 779
058 FRUIT,PRESERVED,PREPARED	38 543	5 686	3 608	792 AIRCRAFT,ASSOCTD.EQUIPNT	276	459	290
062 SUGAR CONFECTIONERY	115	72	46	793 SHIP,BOAT,FLOAT.STRUCTRS	2 231	1 212	757
072 COCOA	462 548	97 669	62 475	821 LIGHTING FIXTURES ETC.NES	1 429	1 712	1 144
075 SPICES	19 404	3 636	2 324	822 FURNITURE,CUSHIONS,ETC.	25 578	11 191	7 166
081 ANIMAL FEED STUFF	4 512 762	88 160	56 557	831 TRUNK,SUITCASES,BAG,ETC	1 556	3 842	2 474
088 EDIBLE PROD.PREPRNTS,NES	10 985	5 063	3 229	841 MENS,BOYS CLOTHNG,X-KNIT	9 833	32 240	20 842
111 NON-ALCOHOL.BEVERAGE,NES	715	52	35	842 WOMEN,GIRL CLOTHNG,XKNIT	7 169	32 041	20 300
231 NATURAL RUBBER, ETC.	1 074 821	160 796	102 944	843 MENS,BOYS CLOTHING,KNIT	1 724	5 356	3 455
232 SYNTHETIC RUBBER, ETC.	11 389	1 386	888	844 WOMEN,GIRLS CLOTHNG,KNIT	14 928	44 070	27 979
245 FUEL WOOD, WOOD CHARCOAL	44 491	441	286	845 OTHR.TEXTILE APPAREL,NES	20 261	75 592	48 355
246 WOOD IN CHIPS, PARTICLES	1 739	136	88	846 CLOTHING ACCESSRS,FABRIC	6 456	27 119	17 539
247 WOOD ROUGH,ROUGH SQUARED	30 144	1 400	850	848 CLOTHING,NONTXTL;HEADGEAR	103 764	93 733	60 449
248 WOOD, SIMPLY WORKED	1 526 383	212 367	136 414	851 FOOTWEAR	4 468	6 657	4 235
263 COTTON	926	183	117	871 OPTICAL INSTRUMENTS,NES	6	161	101
268 WOOL, OTHER ANIMAL HAIR	156	58	39	872 MEDICAL INSTRUMENTS NES	23 020	106 382	68 440
287 ORE,CONCENTR.BASE METALS	1 267	75	47	873 METERS,COUNTERS,NES	532	7 311	4 751
288 NON-FERROUS WASTE, SCRAP	208	120	76	874 MEASURE,CONTROL INSTRMNT	4 858	49 751	32 038
289 PREC.METAL ORES,CONCRTS	13	611	399	881 PHOTOGRAPH APPAR.ETC.NES	1 114	28 721	18 615
292 CRUDE VEG.MATERIALS, NES	7 416	537	341	882 PHOTO.CINEMATOGRPH.SUPPL	230	250	159
422 FIXED VEG.FAT,OILS,OTHER	2 120 956	145 778	93 315	884 OPTICAL GOODS NES	478	4 921	3 182
431 ANIMAL,VEG.FATS,OILS,NES	908 991	59 090	37 505	885 WATCHES AND CLOCKS	417	10 400	6 674
512 ALCOHOL,PHENOL,ETC.DERIV	56 768	6 938	4 544	892 PRINTED MATTER	528	618	384
513 CARBOXYLIC ACIDS,DERIVTS	18 470	3 065	1 988	893 ARTICLES,NES,OF PLASTICS	22 656	15 341	9 808
515 ORGANO-INORGANIC COMPNDS	296	52	35	894 BABY CARRIAGE,TOYS,GAMES	27 797	34 269	21 986
533 PIGMENTS, PAINTS, ETC.	1 326	891	529	895 OFFICE,STATIONERY SUPPLS	2 627	5 958	3 801
541 MEDICINES,ETC.EXC.GRP542	541	4 310	2 818	897 GOLD,SILVERWARE,JEWEL NES	4	15 880	10 177
542 MEDICAMENTS	1 441	540	342	898 MUSICAL INSTRUMENTS,ETC.	1 836	2 543	1 630
553 PERFUMERY,COSMETICS,ETC.	395	319	200	899 MISC MANUFCTRD GOODS NES	1 891	2 915	1 859
574 POLYACETAL,POLYCARBONATE	365	104	67	971 GOLD,NONMONTY EXCL ORES		78	49
575 OTH.PLASTIC,PRIMARY FORM	311	154	103	EXPORTS			
581 PLASTIC TUBE,PIPE,HOSE	70	127	82	001 LIVE ANIMALS	50	441	285
582 PLASTIC PLATE,SHEETS,ETC	946	678	447	022 MILK AND CREAM	29 370	8 748	5 728
592 STARCHES,INULIN,ETC.	516	163	105	025 EGGS,BIRDS,YOLKS,ALBUMIN	1 260	166	108
598 MISC.CHEMICAL PROOTS,NES	17 225	17 712	11 411	048 CEREAL PREPARATIONS	12 590	610	392
611 LEATHER	17	164	103	054 VEGETABLES	283	298	193
613 FURSKINS,TANNED,DRESSED	22	57	35	056 VEGETABLES,PRPD,PRSD,NES	517	311	203
621 MATERIALS OF RUBBER	24 030	9 913	6 363	058 FRUIT,PRESERVED,PREPARED	352	122	75
625 RUBBER TYRES,TUBES,ETC.	7 053	2 958	1 894	061 SUGARS,MOLASSES,HONEY	626	117	74
629 ARTICLES OF RUBBER,NES	6 305	3 821	2 451	062 SUGAR CONFECTIONERY	118	67	45
634 VENEERS,PLYWOOD,ETC.	35 604	5 784	3 711	071 COFFEE,COFFEE SUBSTITUTE	102	130	82
635 WOOD MANUFACTURES, NES	256 904	53 028	34 027	072 COCOA	192	58	35
642 PAPER,PAPERBOARD,CUT ETC	8 462	3 922	2 515	073 CHOCOLATE,OTH.COCOA PREP	369	247	157
651 TEXTILE YARN	10 427	8 035	5 182	081 ANIMAL FEED STUFF	6 666	2 488	1 587
652 COTTON FABRICS, WOVEN	12 803	9 423	6 051	088 EDIBLE PROD.PREPRNTS,NES	5 645	3 496	2 254
653 FABRICS,MAN-MADE FIBRES	15 114	14 639	9 433	111 NON-ALCOHOL.BEVERAGE,NES	268	100	63
656 TULLE,LACE,EMBROIDRY,ETC	28	62	39	112 ALCOHOLIC BEVERAGES	513	222	140
657 SPECIAL YARN,TXTL.FABRIC	104	580	360	211 HIDES,SKINS(EX.FURS),RAW	841	288	187
658 TEXTILE ARTICLES NES	1 988	6 026	3 906	231 NATURAL RUBBER, ETC.	244	93	61
661 LIME,CEMENT,CONSTR.MATRL	5 153	754	485	232 SYNTHETIC RUBBER, ETC.	11 537	3 110	1 967
662 CLAY,REFRCT.CONSTR.MATRL	1 450	146	92	COTTON	399	68	47
663 MINERAL MANUFACTURES,NES	6 051	861	544	266 SYNTHETIC FIBRES	1 161	294	187
665 GLASSWARE	1 322	4 422	2 837	272 FERTILIZERS, CRUDE	1 025	70	45
666 POTTERY	27 147	4 413	2 815	273 STONE, SAND AND GRAVEL	25 636	678	438
674 FLAT-ROLLED PLATED IRON	587	61	39	274 SULPHUR,UNRSTD.IRON PYRS	8 015	422	281
679 TUBES,PIPES,ETC.IRON,STL	1 188	1 955	1 235	278 OTHER CRUDE MINERALS	625 450	10 083	6 468
684 ALUMINIUM	683	431	278	285 ALUMINIUM ORE,CONCTR.ETC	1 521	163	107
687 TIN	30 931	28 556	17 981	292 CRUDE VEG.MATERIALS, NES	154	286	187
693 WIRE PRODUCTS EXCL.ELECT	618	194	128	322 BRIQUETTES,LIGNITE,PEAT	2 138	64	41
694 NAILS,SCREWS,NUTS,ETC.	103 750	21 900	14 116	334 PETROLEUM PRODUCTS	23 005	3 485	2 385
695 TOOLS	418	631	399	335 RESIDUAL PETROL PRODUCTS	3 263	594	336
696 CUTLERY	181	285	180	421 FIXED VEG.FAT,OILS, SOFT	987	80	51
697 HOUSEHOLD EQUIPMENT,NES	2 764	1 365	858	431 ANIMAL,VEG.FATS,OILS,NES	3 019	560	366
699 MANUFACTS.BASE METAL,NES	12 416	10 768	6 981	511 HYDROCARBONS,NES,DERIVTS	11 761	2 363	1 546
714 ENGINES,MOTORS NON-ELECT	352	30 572	19 634	512 ALCOHOL,PHENOL,ETC.DERIV	17 344	4 285	2 732
				513 CARBOXYLIC ACIDS,DERIVTS	30 600	4 014	2 559



## 7 IMPORTS AND EXPORTS (SPECIAL TRADE) BY COUNTRIES OF PRODUCTION AND CONSUMPTION AND BY GROUPS OF THE SITC-REV. III 1992

GROUP DESCRIPTION	DT = 100 KG	1 000 DM	1 000 \$	GROUP DESCRIPTION	DT = 100 KG	1 000 DM	1 000 \$
514 NITROGEN-FUNCT.COMPOUNDS	13 989	8 258	5 325	745 OTH.NONELEC MCH,TOOL,NES	6 145	33 670	21 429
515 ORGANO-INORGANIC COMPOUNDS	13 020	17 148	10 978	746 BALL OR ROLLER BEARINGS	70	599	375
516 OTHER ORGANIC CHEMICALS	3 760	2 065	1 315	747 TAPS,COCKS,VALVES,ETC.	3 044	14 890	9 452
522 INORGANIC CHEM.ELEMENTS	25 895	6 786	4 363	748 TRANSMISSIONS SHAFTS ETC	2 303	7 114	4 536
523 METAL.SALTS,INORGAN.ACID	80 594	8 254	5 277	749 NON-ELECT MACH.PARTS,ETC	2 688	13 208	8 569
524 OTHER CHEMICAL COMPOUNDS	960	766	490	751 OFFICE MACHINES	235	1 477	972
531 SYNTH.COLOURS,LAKES,ETC.	8 606	22 002	14 094	752 AUTOMATIC DATA PROC.EQUIP	327	7 823	5 051
532 DYEING,TANNING MATERIALS	1 080	180	115	759 PARTS,FOR OFFICE MACHINES	144	2 554	1 645
533 PIGMENTS, PAINTS, ETC.	21 007	10 416	6 704	761 TELEVISION RECEIVERS ETC	116	342	218
541 MEDICINES,ETC.EXC.GRPS42	1 679	5 728	3 632	762 RADIO-BROADCAST RECEIVER	291	3 737	2 462
542 MEDICAMENTS	3 133	16 793	10 806	763 SOUND RECORDER,PHONOGRPH	261	2 924	1 835
551 ESSNTL.OIL,PERFUME,FLAVR	917	1 942	1 258	764 TELECOMM.EQUIP.PARTS NES	2 421	42 576	27 040
553 PERFUMERY,COSMETICS,ETC.	2 359	4 021	2 589	771 ELECT POWER MACHNRY.PARTS	4 382	7 707	4 954
554 SOAP,CLEANERS,POLISH,ETC	24 276	9 896	6 331	772 ELEC.SWITCH.RELAY.CIRCUT	9 801	70 653	45 370
562 FERTILIZER,EXCEPT GRP272	1 464 280	14 902	9 602	773 ELECTR DISTRIBT.EQPT NES	9 099	15 533	9 905
571 POLYMERS OF ETHYLENE	34 192	5 271	3 353	774 ELECTRO-MEDCL,XRAY EQUIP	306	4 800	3 127
572 POLYMERS OF STYRENE	57 262	11 352	7 223	775 DOM.ELEC,NON-ELEC.EQUIP	1 391	2 488	1 602
573 POLYMERS,VINYL CHLORIDE	5 994	2 011	1 294	776 TRANSISTORS,VALVES,ETC.	4 924	300 149	192 874
574 POLYACETAL,POLYCARBONATE	10 932	5 531	3 533	778 ELECTRIC.MACH.APPT.NES	25 707	58 207	37 383
575 OTH.PLASTIC,PRIMARY FORM	48 814	18 919	12 175	781 PASS.MOTOR VEHCLS.EX.BUS	11 340	45 829	29 521
581 PLASTIC TUBE,PIPE,HOSE	3 139	3 117	1 945	782 GOODS,SPCL TRANSPORT VEH	8 569	12 658	8 214
582 PLASTIC PLATE,SHEETS,ETC	9 507	8 252	5 306	783 ROAD MOTOR VEHICLES NES	1 875	2 401	1 516
583 MONOFILAMENT OF PLASTICS	136	137	86	784 PARTS,TRACTORS,MOTOR VEH	28 281	62 827	40 374
591 INSECTICIDES, ETC.	4 752	6 291	4 022	785 CYCLES,MOTORCYCLES ETC.	16	49	32
592 STARCHES,INULIN,ETC.	7 167	1 826	1 182	786 TRAILERS,SEMI-TRAILR,ETC	7 543	4 256	2 730
593 EXPLOSIVES,PYROTECHNICS	4 310	1 891	1 165	791 RAILWAY VEHICLES.EQUIPNT	166	274	174
597 PREPRED ADDITIVES,LIQUIDS	5 042	2 284	1 469	792 AIRCRAFT,ASSOCTD.EQUIPNT	32	7 176	4 811
598 MISC.CHEMICAL PRODTS.NES	63 195	22 078	14 219	800 CPL IND PLANT CHAP 90/94	971	3 759	2 471
600 CPL IND PLANT CHAP 69-76	16 207	23 705	14 937	813 LIGHTING FIXTURES ETC.NES	825	2 526	1 622
611 LEATHER	396	2 020	1 325	821 FURNITURE,CUSHIONS,ETC.	996	1 619	1 038
612 MANUFACT. LEATHER ETC.NES	4	79	51	831 TRUNK,SUITCASES,BAG,ETC	42	701	444
613 FURSKINS,TANNOED,DRESSED	136	4 690	3 028	841 MENS,BOYS CLOTHNG,X-KNIT	12	301	197
621 MATERIALS OF RUBBER	686	1 411	903	842 WOMEN,GIRL CLOTHNG,XKNIT	6	495	307
625 RUBBER TYRES,TUBES,ETC.	1 377	1 234	793	844 WOMEN,GIRLS CLOTHNG,KNIT	17	83	51
629 ARTICLES OF RUBBER, NES	1 545	5 288	3 383	845 OTHR.TEXTILE APPAREL,NES	15	204	132
634 VENEERS, PLYWOOD, ETC.	1 090	423	264	846 CLOTHING ACCESSRS,FABRIC	9	125	81
635 WOOD MANUFACTURES, NES	363	331	208	848 CLOTHING,NONTXTL;HEADGEAR	161	2 156	1 427
641 PAPER AND PAPERBOARD	115 231	16 413	10 633	851 FOOTWEAR	61	378	231
642 PAPER,PAPERBOARD,CUT ETC	7 267	3 380	2 166	871 OPTICAL INSTRUMENTS,NES	63	2 191	1 389
651 TEXTILE YARN	1 872	3 601	2 308	872 MEDICAL INSTRUMENTS NES	3 298	21 669	14 046
652 COTTON FABRICS, WOVEN	305	1 084	686	873 METERS,COUNTERS,NES	213	1 665	1 063
653 FABRICS,MAN-MADE FIBRES	1 452	3 499	2 237	874 MEASURE,CONTROL INSTRMNT	2 237	32 478	20 830
654 OTH.TEXTILE FABRIC,WOVEN	69	297	194	881 PHOTOGRAPH APPAR.ETC.NES	2 290	2 139	1 371
655 KNIT.CROCHET.FABRIC NES	527	1 878	1 204	882 PHOTO.CINEMATOGRPH.SUPPL	6 774	8 109	5 177
656 TULLE,LACE,EMBROIDRY,ETC	310	1 567	1 013	884 OPTICAL GOODS NES	141	1 634	1 048
657 SPECIAL YARN,TXTL.FABRIC	2 876	5 258	3 366	885 WATCHES AND CLOCKS	54	3 087	1 939
658 TEXTILE ARTICLES NES	93	464	298	891 ARMS AND AMMUNITION	42	265	170
659 FLOOR COVERINGS, ETC.	177	157	104	892 PRINTED MATTER	862	2 197	1 403
661 LIME,CEMENT,CONSTR.MATRL	200	64	42	893 ARTICLES,NES,OF PLASTICS	8 673	20 352	13 040
662 CLAY,REFRCT.CONSTR.MATRL	117 162	18 727	12 005	894 BABY CARRIAGE,TOYS,GAMES	729	2 047	1 342
663 MINERAL MANUFACTURES,NES	13 148	11 868	7 657	895 OFFICE,STATIONERY SUPPLS	3 350	8 752	5 656
664 GLASS	9 284	4 954	3 185	897 GOLD,SILVERWARE,JEWEL NES	10	1 663	1 063
665 GLASSWARE	2 410	2 429	1 557	898 MUSICAL INSTRUMENTS,ETC.	805	6 132	3 917
666 POTTERY	616	1 562	1 050	899 MISC MANUFCTRD GOODS NES	635	2 094	1 348
667 PEARLS,PRECIOUS STONES	.	.	.	941 COMPL IND PLANT CHAPT 99	2 434	1 629	1 025
671 PIG IRON,SPIEGELISEN,ETC	416	153	97	971 GOLD,NONMONTY EXCL ORES	1	2 269	1 554
672 INGOTS ETC.IRON OR STEEL	5 304	157	97				
673 FLAT-ROLLED IRON ETC.	9 772	955	607	BRUNEI			
674 FLAT-ROLLED PLATED IRON	19 291	3 978	2 524	IMPORTS	5 042	14 799	9 201
675 FLAT-ROLLED, ALLOY STEEL	8 863	2 753	1 788				
676 IRON,STL.BAR,SHAPES ETC.	153 340	11 657	7 362	081 ANIMAL FEED STUFF	3 995	79	50
678 WIRE OF IRON OR STEEL	252	160	104	764 TELECOMM.EQUIP.PARTS NES	32	1 319	835
679 TUBES,PIPES,ETC.IRON,STL	100 049	20 193	12 810	776 TRANSISTORS,VALVES,ETC.	300	366	232
681 SILVER,PLATINUM,ETC.	23	1 121	725	782 GOODS,SPCL TRANSPORT VEH	45	312	189
682 COPPER	19 248	10 618	6 825	842 WOMEN,GIRL CLOTHNG,XKNIT	17	607	383
683 NICKEL	37	140	90	874 MEASURE,CONTROL INSTRMNT	50	31	
684 ALUMINIUM	13 343	7 403	4 760	891 ARMS AND AMMUNITION			
686 ZINC	2 687	555	358	EXPORTS	37 840	99 869	63 403
691 METALLIC STRUCTURES NES	4 067	6 416	4 067				
692 CONTAINERS,STORAGE,TRNSP	1 084	830	544	273 STONE, SAND AND GRAVEL	4 420	356	226
693 WIRE PRODUCTS EXCL.ELECT	412	765	495	574 POLYACETAL,POLYCARBONATE	551	382	247
694 NAILS,SCREWS,NUTS,ETC.	760	1 902	1 203	582 PLASTIC PLATE,SHEETS,ETC	107	96	61
695 TOOLS	2 617	8 685	5 572	598 MISC.CHEMICAL PRODTS.NES	478	234	158
696 CUTLERY	140	740	479	621 MATERIALS OF RUBBER	113	49	30
697 HOUSEHOLD EQUIPMENT,NES	818	3 106	2 005	641 PAPER AND PAPERBOARD	4 018	504	322
699 MANUFACTS.BASE METAL,NES	10 596	10 651	6 834	662 CLAY,REFRCT.CONSTR.MATRL	6 339	762	480
700 CPL IND PLANT (84/85/87)	44 658	166 092	105 969	664 GLASS	426	71	42
711 STEAM GENER. BOILERS,ETC.	1 339	2 018	1 317	684 ALUMINIUM	414	79	54
712 STEAM TURBINES	966	8 282	5 301	691 METALLIC STRUCTURES NES	892	793	494
713 INTRNL COMBUS PSTN ENGIN	1 837	10 228	6 557	695 TOOLS	43	214	135
714 ENGINES,MOTORS NON-ELECT	1 967	220 063	141 927	697 HOUSEHOLD EQUIPMENT,NES	46	463	318
716 ROTATING ELECTRIC PLANT	2 852	7 950	5 125	699 MANUFACTS.BASE METAL,NES	68	140	86
718 OTH.POWR.GENRTNG.MACHNRY	417	2 377	1 554	713 INTRNL COMBUS PSTN ENGIN	60	443	293
721 AGRIC.MACHINES,EX.TRACTR	887	1 854	1 165	714 ENGINES,MOTORS NON-ELECT	8	986	609
722 TRACTORS	2 739	2 300	1 490	723 CIVIL ENGINEERING EQUIPT	21	51	33
723 CIVIL ENGINEERING EQUIPT	7 396	12 097	7 776	726 PRINTNG,BOOKBINDNG MACHS	37	180	116
724 TEXTILE,LEATHER MACHINES	8 812	30 404	19 679	727 FOOD-PROCESS.MCH,NON DOM	10	97	61
725 PAPER,PULP MILL MACHINES	5 715	20 629	12 977	728 OTH.MACH,PTS,SPCL INDUST	98	256	165
726 PRINTNG,BOOKBINDNG MACHS	8 489	36 093	22 965	741 HEATING,COOLNG EQUIP,PART	59	294	191
727 FOOD-PROCESS.MCH,NON DOM	1 250	4 169	2 726	742 PUMPS FOR LIQUIDS,PARTS	76	653	413
728 OTH.MACH,PTS,SPCL INDUST	32 511	115 013	75 447	743 PUMPS NES,CENTRIFUGS ETC	45	514	333
731 METAL REMOVAL WORK TOOLS	2 154	10 271	6 646	744 MECHANICAL HANDLING EQUIP	20	57	39
733 MACH-TOOLS,METAL-WORKING	8 628	11 405	7 315	745 OTH.NONELEC MCH,TOOL,NES	220	810	518
735 PARTS,NES,FOR MACH-TOOLS	414	3 399	2 186	747 TAPS,COCKS,VALVES,ETC.	91	318	205
737 METALWORKING MACHNRY NES	1 479	11 947	7 705	748 TRANSMISSIONS SHAFTS ETC	4	52	30
741 HEATING,COOLNG EQUIP,PART	15 095	46 014	29 946	749 NON-ELECT MACH.PARTS,ETC	10	70	47
742 PUMPS FOR LIQUIDS,PARTS	1 977	12 272	7 842	764 TELECOMM.EQUIP.PARTS NES	71	1 617	1 042
743 PUMPS NES,CENTRIFUGS ETC	4 935	24 055	15 315				
744 MECHANICAL HANDLING EQUIP	10 059	20 062	13 074				



7 IMPORTS AND EXPORTS (SPECIAL TRADE) BY COUNTRIES OF PRODUCTION AND CONSUMPTION AND BY GROUPS OF THE SITC-REV. III 1992

GROUP DESCRIPTION	DT = 100 KG	1 000 DM	1 000 \$	GROUP DESCRIPTION	DT = 100 KG	1 000 DM	1 000 \$
771 ELECT POWER MACHNY.PARTS	144	210	136	714 ENGINES,MOTORS NON-ELECT	96	5 604	3 635
772 ELEC. SWITCH.RELAY.CIRCUIT	267	892	557	716 ROTATING ELECTRIC PLANT	2 243	7 298	4 644
773 ELECTR DISTRIB.EQPT NES	358	255	157	718 OTH.PWR.GENRTNG.MACHNRY	80	301	199
774 ELECTRO-MEDCL.XRAY EQUIP	78	1 618	1 079	721 AGRIC.MACHINES,EX.TRACTR	43	113	70
778 ELECTRIC.MACH.APPART.NES	56	378	248	723 CIVIL ENGINEERING EQUIPT	2 298	4 106	2 643
781 PASS.MOTOR VEHCLS.EX.BUS	12 361	58 118	37 000	724 TEXTILE,LEATHER MACHINES	6 246	25 569	16 492
782 GOODS,SPCL TRANSPORT VEH	1 884	3 635	2 220	725 PAPER,PULP MILL MACHINES	51	62	40
784 PARTS,TRACTORS,MOTOR VEH	399	2 006	1 294	726 PRINTNG,BOOKBINDNG MACHS	183	343	226
792 AIRCRAFT,ASSOCTD.EQUIPNT	31	3 252	2 022	728 OTH.MACH,PTS,SPCL INDUST	1 986	1 334	856
813 LIGHTNG FIXTURES ETC.NES	136	880	539	731 METAL REMOVAL WORK TOOLS	2 493	4 102	2 601
848 CLOTHNG,NONTXTL;HEADGEAR	57	1 407	952	733 MACH-TOOLS,METAL-WORKING	3	49	32
872 MEDICAL INSTRUMENTS NES	107	971	615	743 PARTS,NES,FOR MACH-TOOLS	606	2 551	1 620
874 MEASURE,CONTROL INSTRMNT	26	1 347	841	737 METALWORKING MACHNRY NES	156	382	250
881 PHOTOGRAPH APPAR.ETC.NES	6	65	41	741 HEATNG,COOLNG EQUIP,PART	2 480	6 752	4 497
884 OPTICAL GOODS NES		45	31	742 PUMPS FOR LIQUIDS,PARTS	183	573	361
891 ARMS AND AMMUNITION	22	278	177	743 PUMPS NES,CENTRIFUGS ETC	67 999	55 754	35 754
892 PRINTED MATTER	26	65	43	744 MECHANICAL HANDLING EQUIP	2 519	2 080	1 313
894 BABY CARRIAGE,TOYS,GAMES	46	65	42	745 OTH.NONELEC MCH,TOOL,NES	138	809	529
897 GOLD,SILVERWARE,JEWEL NES		11 254	6 949	746 BALL OR ROLLER BEARINGS	202	853	541
				747 TAPS,COCKS,VALVES,ETC.	370	939	609
SINGAPORE				748 TRANSMISSIONS SHAFTS ETC	1 524	5 015	3 240
IMPORTS	1 151 881	3 700 674	2 374 935	749 NON-ELECT MACH.PARTS,ETC	573	2 055	1 308
001 LIVE ANIMALS	216	879	557	751 OFFICE MACHINES	12 796	66 376	42 613
034 FISH,FRESH,CHILLED,FROZN	4 183	12 603	8 074	752 AUTOMATC.DATA PROC.EQUIP	34 101	1 316 474	844 527
035 FISH,DRIED,SALTED,SMOKED	22	245	156	759 PARTS,FOR OFFICE MACHINS	7 474	141 299	90 240
036 CRUSTACEANS,MOLLUSCS ETC	1 995	2 970	1 902	761 TELEVISION RECEIVERS ETC	51 245	117 811	75 159
037 FISH ETC.PRPD,PRSD,NES	2 347	1 577	1 009	762 RADIO-BROADCAST RECEIVER	35 410	134 035	86 238
048 CEREAL PREPARATIONS	1 805	598	382	763 SOUND RECORDER,PHONOGRPH	48 611	256 210	164 998
056 VEGETABLES,PRPD,PRSD,NES	191	167	106	764 TELECOMM.EQUIP.PARTS NES	18 429	107 319	68 807
057 FRUIT,NUTS EXCL.OIL NUTS	692	316	195	771 ELECT POWER MACHNY.PARTS	5 486	26 486	17 019
058 FRUIT,PRESERVED,PREPARED	1 441	207	134	772 ELEC. SWITCH.RELAY.CIRCUIT	12 241	139 121	88 778
059 FRUIT, VEGETABLE JUICES	598	105	66	773 ELECTR DISTRIB.EQPT NES	1 922	18 149	11 704
072 COCOA	1 145	266	176	774 ELECTRO-MEDCL.XRAY EQUIP	15	286	181
075 SPICES	5 654	1 202	776	775 DOM.ELEC, NON-ELEC.EQUIPT	18 281	29 483	18 999
098 EDIBLE PROD.PREPRTNS,NES	11 000	5 356	3 428	776 TRANSISTORS,VALVES,ETC.	4 340	278 539	178 628
111 NON-ALCOHOL.BEVERAGE,NES	2 514	385	251	778 ELECTRIC.MACH.APPART.NES	12 207	112 450	72 413
122 TOBACCO, MANUFACTURED	60	45	30	781 PASS.MOTOR VEHCLS.EX.BUS	13	386	267
231 NATURAL RUBBER, ETC.	36 586	5 319	3 415	784 PARTS,TRACTORS,MOTOR VEH	724	451	284
245 FUEL WOOD, WOOD CHARCOAL	754	44	30	785 CYCLES,MOTORCYCLES ETC.	11 867	18 616	11 839
248 WOOD, SIMPLY WORKED	159 701	23 046	14 691	786 TRAILERS,SEMI-TRAILR,ETC	209	153	92
261 SILK	360	97	63	792 AIRCRAFT,ASSOCTD.EQUIPNT	6	280	178
288 NON-FERROUS WASTE,SCRAP	1 661	1 622	1 028	793 SHIP,BOAT,FLOAT,STRUCTRS	700	1 602	1 031
289 PREC.METAL ORES,CONCRTS	31	4 681	3 214	811 PREFABRICATED BUILDINGS	15	62	41
291 CRUDE ANIMAL MATERLS,NES	98	171	112	813 LIGHTNING FIXTURES ETC.NES	1 830	440	280
292 CRUDE VEG.MATERIALS, NES	7 782	7 226	4 628	821 FURNITURE,CUSHIONS,ETC.	167	1 269	817
411 ANIMAL OILS AND FATS	3 794	1 964	1 255	831 TRUNK, SUITCASES,BAG,ETC	249	467	288
421 FIXED VEG.FAT,OILS, SOFT	567	403	256	841 MENS,BOYS CLOTHING,X-KNIT	8 496	28 267	18 071
422 FIXED VEG.FAT,OILS,OTHER	59 139	4 617	2 977	842 WOMEN,GRL CLOTHNG,XKNIT	4 658	17 681	11 221
431 ANIMAL, VEG.FATS,OILS,NES	9 088	366	231	843 MENS,BOYS CLOTHING,KNIT	3 274	11 138	6 998
512 ALCOHOL,PHENOL,ETC.DERIV	2 120	3 508	2 249	844 WOMEN,GRLS CLOTHNG,KNIT	4 716	20 004	12 641
513 CARBOXYLIC ACIDS,DERIVTS	6 501	1 379	857	845 OTHR. TEXTILE APPAREL,NES	20 011	74 536	48 274
515 ORGANO-INORGANIC COMPNDS	396	111 186	70 825	846 CLOTHING ACCESSRS,FABRIC	119	618	403
516 OTHER ORGANIC CHEMICALS	846	974	631	848 CLOTHNG,NONTXTL;HEADGEAR	50	158	97
522 INORGANIC CHEM.ELEMENTS	515	253	159	851 FOOTWEAR	824	4 557	2 893
531 SYNTH.COLOURS,LAKES,ETC.	51	87	56	871 OPTICAL INSTRUMENTS,NES	197	6 355	4 061
533 PIGMENTS, PAINTS, ETC.	797	308	205	872 MEDICAL INSTRUMENTS NES	251	1 947	1 272
542 MEDICAMENTS	69	423	262	873 METERS,COUNTERS,NES	355	2 635	1 679
551 ESSENTL.OIL,PERFUME,FLAVR	318	429	269	874 MEASURE,CONTROL INSTRMNT	2 276	57 303	37 174
553 PERFUMERY,COSMETICS,ETC.	93	417	272	881 PHOTOGRAPH APPAR.ETC.NES	61	1 309	846
571 POLYMERS OF ETHYLENE	7 752	1 625	1 058	882 PHOTO.CINEMATOGRPH.SUPPL	724	6 312	4 098
572 POLYMERS OF STYRENE	5 131	1 285	814	884 OPTICAL GOODS NES	209	6 634	4 237
574 POLYACETAL,POLYCARBONATE	7 540	3 426	2 169	885 WATCHES AND CLOCKS	4 638	10 808	6 909
575 OTH.PLASTIC,PRIMARY FORM	3 540	1 828	1 183	892 PRINTED MATTER	17 525	17 915	11 666
581 PLASTIC TUBE,PIPE,HOSE	153	294	185	893 ARTICLES,NES,OF PLASTICS	24 010	20 520	13 169
582 PLASTIC PLATE,SHEETS,ETC	677	366	234	894 BABY CARRIAGE,TOYS,GAMES	8 881	27 379	17 973
591 INSECTICIDES, ETC.	303	102	63	895 OFFICE,STATIONERY SUPPLS	1 732	4 942	3 199
593 EXPLOSIVES,PYROTECHNICS	2	96	67	896 WORKS OF ART,ANTIQUE ETC	16	622	390
598 MISC.CHEMICAL PRODS,NES	2 472	682	440	897 GOLD,SILVERWARE,JEWEL NES	9	4 900	3 146
611 LEATHER	17	166	111	898 MUSICAL INSTRUMENTS,ETC.	5 073	17 990	11 429
625 RUBBER TYRES,TUBES,ETC.	17 132	12 861	8 253	899 MISC MANUFCTRD GOODS NES	5 252	45 771	29 327
629 ARTICLES OF RUBBER, NES	1 576	1 414	913	961 COIN NONGOLD NONCURRENT	88	4 652	2 983
634 VENEERS, PLYWOOD, ETC.	84 048	11 909	7 559	971 GOLD,NONMONTY EXCL ORES		230	144
635 WOOD MANUFACTURES, NES	145 904	29 495	18 953	972 MONETARY GOLD,GOLD COINS		1 705	1 121
641 PAPER AND PAPERBOARD	56	69	43	EXPORTS	4 502 859	3 220 654	2 069 442
642 PAPER,PAPERBOARD,CUT ETC	1 142	785	497	001 LIVE ANIMALS	5	70	45
651 TEXTILE YARN	3 232	4 761	3 056	011 BOVINE MEAT	85	97	58
653 FABRICS,MAN-MADE FIBRES	86	98	61	017 MEAT,OFFL.PRPD,PRSD,NES	156	131	86
658 TEXTILE ARTICLES NES	175	367	243	022 MILK AND CREAM	23 575	4 951	3 216
659 FLOOR COVERINGS, ETC.	8	96	61	024 CHEESE AND CURD	255	224	142
661 LIME,CEMENT,CONSTR.MATRL	379	125	81	034 FISH,FRESH,CHILLED,FROZN	697	313	199
665 GLASSWARE	78	54	33	037 FISH ETC.PRPD,PRSD,NES	95	1 902	1 239
666 POTTERY	480	288	181	048 CEREAL PREPARATIONS	2 857	1 053	673
667 PEARLS,PRECIOUS STONES	.	.	.	054 VEGETABLES	146	72	45
675 FLAT-ROLLED, ALLOY STEEL	371	354	227	056 VEGETABLES,PRPD,PRSD,NES	950	416	267
682 COPPER	31	169	112	057 FRUIT,NUTS EXCL.OIL NUTS	104	214	137
684 ALUMINIUM	27	64	41	058 FRUIT,PRESERVED,PREPARED	602	315	199
687 TIN	2 573	2 461	1 615	059 FRUIT, VEGETABLE JUICES	1 070	197	124
691 METALLIC STRUCTURES NES	38	58	39	061 SUGARS,MOLASSES,HONEY	65 494	3 404	2 219
692 CONTAINERS,STORAGE,TRNSP	850	574	376	062 SUGAR CONFECTIONERY	1 679	875	562
693 WIRE PRODUCTS EXCL.ELECT	437	402	266	071 COFFEE,COFFEE SUBSTITUTE	342	379	238
694 NAILS,SCREWS,NUTS,ETC.	18 499	9 304	6 026	073 CHOCOLATE,OTH.COCOA PREP	2 888	1 886	1 194
695 TOOLS	642	3 336	2 154	074 TEA AND MATE	23	64	41
696 CUTLERY	3 790	23 599	15 186	075 SPICES	628	367	239
697 HOUSEHOLD EQUIPMENT,NES	287	877	569	081 ANIMAL FEED STUFF	713	620	389
699 MANUFACTS.BASE METAL,NES	19 579	36 786	23 765	091 MARGARINE AND SHORTENING	685	147	94
712 STEAM TURBINES	4	76	46	098 EDIBLE PROD.PREPRTNS,NES	3 943	2 616	1 680
713 INTRNL COMBUS PSTN ENGIN	1 315	4 483	2 899	111 NON-ALCOHOL.BEVERAGE,NES	2 154	555	356



## 7 IMPORTS AND EXPORTS (SPECIAL TRADE) BY COUNTRIES OF PRODUCTION AND CONSUMPTION AND BY GROUPS OF THE SITC-REV. III 1992

GROUP DESCRIPTION	DT = 100 KG	1 000 DM	1 000 \$	GROUP DESCRIPTION	DT = 100 KG	1 000 DM	1 000 \$
112 ALCOHOLIC BEVERAGES	18 624	3 171	2 005	699 MANUFACTS.BASE METAL,NES	33 155	48 571	31 266
122 TOBACCO, MANUFACTURED	794	2 381	1 501	700 CPL IND PLANT (84/85/87)	87	2 489	312
232 SYNTHETIC RUBBER, ETC.	4 571	1 367	873	711 STEAM GENER. BOILERS, ETC.	903	2 359	1 498
247 WOOD ROUGH, ROUGH SQUARED	1 996	162	103	712 STEAM TURBINES	979	6 519	4 221
248 WOOD, SIMPLY WORKED	378	93	58	713 INTRNL COMBUS PSTN ENGIN	32 416	149 188	95 604
272 FERTILIZERS, CRUDE	1 065	66	43	714 ENGINES, MOTORS NON-ELECT	388	10 890	7 094
273 STONE, SAND AND GRAVEL	15 719	588	387	716 ROTATING ELECTRIC PLANT	11 014	24 050	15 569
278 OTHER CRUDE MINERALS	714 848	11 913	7 654	718 OTH. POWR. GENRNG. MACHNRY	1 767	8 556	5 502
282 FERROUS WASTE AND SCRAP	3 001	91	55	721 AGRIC. MACHINES, EX. TRACTR	100	408	256
288 NON-FERROUS WASTE, SCRAP	1 796	307	192	722 TRACTORS	1 727	1 714	1 071
291 CRUDE ANIMAL MATERIALS, NES	45	223	142	723 CIVIL ENGINEERING EQUIPT	44 842	44 313	28 661
292 CRUDE VEG. MATERIALS, NES	523	491	318	724 TEXTILE, LEATHER MACHINES	4 771	29 447	18 871
334 PETROLEUM PRODUCTS	279 107	11 314	7 479	725 PAPER, PULP MILL MACHINES	2 887	10 678	6 830
335 RESIDUAL PETROL. PRODUCTS	10 542	1 005	648	726 PRINTNG, BOOKBINDNG MACHS	10 322	42 461	27 077
411 ANIMAL OILS AND FATS	6 862	829	521	727 FOOD-PROCESS. MCH. NON DOM	1 591	11 035	7 151
422 FIXED VEG. FAT, OILS, OTHER	1 370	205	130	728 OTH. MACH. PTS, SPCL INDUST	23 590	107 492	69 351
431 ANIMAL, VEG. FATS, OILS, NES	3 521	655	416	731 METAL REMOVAL WORK TOOLS	6 862	28 265	18 062
511 HYDROCARBONS, NES, DERIVTS	6 116	1 442	940	733 MACH-TOOLS, METAL-WORKING	2 699	7 503	4 916
512 ALCOHOL, PHENOL, ETC. DERIV	17 483	6 023	3 820	735 PARTS, NES, FOR MACH-TOOLS	1 523	10 426	6 695
513 CARBOXYLIC ACIDS, DERIVTS	137 067	17 969	11 416	737 METALWORKING MACHNRY NES	8 606	8 874	5 736
514 NITROGEN-FUNCT. COMPOUNDS	17 914	9 077	5 865	741 HEATING, COOLNG EQUIP, PART	10 116	39 954	25 967
515 ORGANIC-INORGANIC COMPONS	10 468	10 208	6 540	742 PUMPS FOR LIQUIDS, PARTS	10 533	40 310	25 811
516 OTHER ORGANIC CHEMICALS	49 923	7 729	4 940	743 PUMPS NES, CENTRIFUGS ETC	13 995	52 427	33 755
522 INORGANIC CHEM. ELEMENTS	27 571	9 339	5 989	744 MECHANICAL HANDLING EQUIP	26 385	44 511	28 847
523 METAL. SALTS, INORGAN. ACID	243 327	16 817	10 709	745 OTH. NONELEC MCH. TOOL, NES	5 766	30 988	19 864
524 OTHER CHEMICAL COMPOUNDS	2 322	2 444	1 555	746 BALL OR ROLLER BEARINGS	38 715	76 661	49 463
525 RADIO-ACTIVE MATERIALS		49	31	747 TAPS, COCKS, VALVES, ETC.	7 215	28 154	18 141
531 SYNTH. COLOURS, LAKES, ETC.	13 651	23 413	15 042	748 TRANSMISSIONS SHAFTS ETC	17 820	56 013	36 104
532 DYEING, TANNING MATERIALS	259	73	45	749 NON-ELECT MACH. PARTS, ETC	4 115	19 866	12 828
533 PIGMENTS, PAINTS, ETC.	33 292	20 257	13 032	751 OFFICE MACHINES	3 206	12 817	8 275
541 MEDICINES, ETC. EXC. GRPS 42	1 843	14 985	9 602	752 AUTOMATC. DATA PROC. EQUIP	837	29 211	18 651
542 MEDICAMENTS	2 508	10 854	6 966	759 PARTS, FOR OFFICE MACHINS	1 412	16 692	10 745
551 ESSNTL. OIL, PERFUME, FLAVR	1 775	4 121	2 650	761 TELEVISION RECEIVERS ETC	2 012	5 568	3 579
553 PERFUMERY, COSMETICS, ETC.	5 177	10 570	6 837	762 RADIO-BROADCAST RECEIVER	189	3 210	2 051
554 SOAP, CLEANERS, POLISH, ETC	23 823	9 570	6 165	763 SOUND RECORDER, PHONOGRPH	880	6 625	4 296
562 FERTILIZER, EXCEPT GRP 272	391 437	9 418	6 172	764 TELECOMM. EQUIP. PARTS NES	5 200	39 429	25 136
571 POLYMERS OF ETHYLENE	7 320	953	610	771 ELECT POWER MACHNRY, PARTS	14 571	31 402	20 091
572 POLYMERS OF STYRENE	70 004	14 219	9 096	772 ELECT. SWITCH, RELAY, CIRCUIT	29 376	191 879	123 499
573 POLYMERS, VINYL CHLORIDE	23 868	4 493	2 880	773 ELECTR DISTRIB. EQPT NES	17 422	31 178	20 138
574 POLYACETAL, POLYCARBONATE	52 713	19 716	12 538	774 ELECTRO-MEDCL. XRAY EQUIP	466	8 756	5 632
575 OTH. PLASTIC, PRIMARY FORM	63 165	28 681	18 487	775 DOM. ELEC. NON-ELEC. EQUIPT	5 620	15 075	9 791
579 PLASTIC WASTE, SCRAP ETC	10 133	344	221	776 TRANSISTORS, VALVES, ETC.	11 640	224 827	143 653
581 PLASTIC TUBE, PIPE, HOSE	2 309	5 228	3 359	778 ELECTRIC. MACH. APPART. NES	18 476	62 464	40 266
582 PLASTIC FLAME, SHEETS, ETC	26 443	17 386	11 222	781 PASS. MOTOR VEHCL. EX. BUS	63 513	206 505	131 778
583 MONOFILAMENT OF PLASTICS	2 699	2 195	1 427	782 GOODS, SPCL TRANSPORT VEH	16 041	44 536	28 364
591 INSECTICIDES, ETC.	2 889	2 827	1 830	783 ROAD MOTOR VEHICLES NES	518	791	517
592 STARCHES, INULIN, ETC.	19 131	4 598	2 982	784 PARTS, TRACTORS, MOTOR VEH	49 533	124 718	80 361
593 EXPLOSIVES, PYROTECHNICS	365	1 553	981	785 CYCLES, MOTORCYCLES ETC.	157	814	505
597 PREPDR ADDITIVES, LIQUIDS	54 449	15 981	10 303	786 TRAILERS, SEMI-TRAILER, ETC	28 510	15 756	10 107
598 MISC. CHEMICAL PRODS. NES	94 270	52 324	33 697	791 RAILWAY VEHICLES. EQUIPNT	109	638	414
600 CPL IND PLANT CHAP 69-76	319	227	153	792 AIRCRAFT, ASSOCTD. EQUIPNT	22	5 093	3 285
611 LEATHER	2 466	11 003	7 067	793 SHIP, BOAT, FLOAT. STRUCTRS	180 350	7 633	4 861
612 MANUFACT. LEATHER ETC. NES	27	267	175	800 CPL IND PLANT CHAP 90/94	5	115	75
621 MATERIALS OF RUBBER	5 543	5 100	3 267	811 PREFABRICATED BUILDINGS	114	367	253
625 RUBBER TYRES, TUBES, ETC.	10 389	10 146	6 511	812 PLUMBNG, SANITRY, EQPT. ETC	1 109	923	598
629 ARTICLES OF RUBBER, NES	3 031	12 636	8 148	813 LIGHTNG FIXTURES ETC. NES	3 904	14 146	9 081
634 VENEERS, PLYWOOD, ETC.	11 014	1 535	994	821 FURNITURE, CUSHIONS, ETC.	10 400	13 264	8 530
635 WOOD MANUFACTURES, NES	5 856	1 814	1 175	831 TRUNK, SUITCASES, BAG, ETC	626	10 261	6 591
641 PAPER AND PAPERBOARD	229 669	28 268	18 217	841 MENS, BOYS CLOTHING, X-KNIT	108	1 166	769
642 PAPER, PAPERBOARD, CUT ETC	13 935	6 904	4 468	842 WOMEN, GIRL CLOTHING, X-KNIT	1 225	6 726	4 331
651 TEXTILE YARN	3 478	6 603	4 230	843 MENS, BOYS CLOTHING, KNIT	6	103	66
652 COTTON FABRICS, WOVEN	1 381	4 622	2 981	844 WOMEN, GIRLS CLOTHING, KNIT	13	437	278
653 FABRICS, MAN-MADE FIBRES	6 531	19 441	12 577	845 OTHR. TEXTILE APPAREL, NES	251	1 654	1 060
654 OTH. TEXTILE FABRIC, WOVEN	184	1 077	688	846 CLOTHING ACCESSRS, FABRIC	103	849	541
655 KNIT, CROCHET, FABRIC NES	432	1 536	982	848 CLOTHING, NONXTL; HEADGEAR	113	3 136	2 002
656 TULLE, LACE, EMBROIDRY, ETC	267	765	490	851 FOOTWEAR	787	4 555	2 900
657 SPECIAL YARN, TXTL. FABRIC	5 077	10 560	6 757	871 OPTICAL INSTRUMENTS, NES	326	4 163	2 675
658 TEXTILE ARTICLES NES	573	1 795	1 148	872 MEDICAL INSTRUMENTS NES	915	14 042	9 115
659 FLOOR COVERINGS, ETC.	1 452	1 239	787	873 METERS, COUNTERS, NES	515	3 034	1 934
661 LIME, CEMENT, CONSTR. MATRL	1 885	505	325	874 MEASURE, CONTROL INSTRMNT	3 515	81 612	52 405
662 CLAY, REFRCT. CONSTR. MATRL	108 760	10 854	6 817	881 PHOTOGRAPH APPAR. ETC. NES	1 928	18 470	11 916
663 MINERAL MANUFACTURES, NES	22 076	15 525	9 945	882 PHOTO. CINEMATOGRPH. SUPPL	4 358	5 958	3 830
664 GLASS	15 234	8 004	5 150	884 OPTICAL GOODS NES	98	10 939	7 048
665 GLASSWARE	3 903	6 622	4 246	885 WATCHES AND CLOCKS	999	43 228	27 902
666 POTTERY	397	961	616	891 ARMS AND AMMUNITION	279	809	524
667 PEARLS, PRECIOUS STONES				892 PRINTED MATTER	3 797	6 556	4 225
671 PIG IRON, SPIEGELEISN, ETC	1 173	338	219	893 ARTICLES, NES, OF PLASTICS	14 622	21 503	13 826
673 FLAT-ROLLED IRON ETC.	51 137	5 678	3 627	894 BABY CARRIAGE, TOYS, GAMES	1 501	2 683	1 707
674 FLAT-ROLLED PLATED IRON	32 556	7 336	4 731	895 OFFICE, STATIONERY SUPPLS	2 219	11 254	7 292
675 FLAT-ROLLED, ALLOY STEEL	21 911	7 858	5 026	896 WORKS OF ART, ANTIQUE ETC	7	414	258
676 IRON, STL. BAR, SHAPES ETC.	192 558	15 059	9 540	897 GOLD, SILVERWARE, JEWEL NES	35	19 840	12 911
677 RAILWAY TRACK IRON, STEEL	434	69	43	898 MUSICAL INSTRUMENTS, ETC.	1 839	9 052	5 819
678 WIRE OF IRON OR STEEL	3 862	852	546	899 MISC MANUFCTRD GOODS NES	2 565	21 163	13 605
679 TUBES, PIPES, ETC. IRON, STL	145 372	25 215	16 169	971 GOLD, NONMONTYR EXCL ORES	7	11 720	7 501
681 SILVER, PLATINUM, ETC.	122	4 086	2 645	972 MONETARY GOLD, GOLD COINS		277	187
682 COPPER	47 374	37 843	24 461				
683 NICKEL	365	1 172	759	PHILIPPINES			
684 ALUMINIUM	56 399	21 451	13 836	IMPORTS	3 282 150	1 173 715	753 822
685 LEAD	45	99	84				
686 ZINC	10 669	2 175	1 424	001 LIVE ANIMALS	13	148	94
687 TIN	175	345	218	034 FISH, FRESH, CHILLED, FROZN	145	775	493
689 MISC. NON-FERR. BASE METAL	71	286	150	036 CRUSTACEANS, MOLLUSCS ETC	449	332	219
691 METALLIC STRUCTURES NES	23 605	22 382	14 427	037 FISH ETC. PREPDR, PRSVD. NES	164 365	55 707	35 508
692 CONTAINERS, STORAGE, TRNSP	1 134	1 487	986	048 CEREAL PREPARATIONS	205	76	50
693 WIRE PRODUCTS EXCL. ELECT	2 843	1 978	4 301	054 VEGETABLES	10 697	354	226
694 NAILS, SCREWS, NUTS, ETC.	3 541	6 718	27 995	056 VEGETABLES, PRPDR, PRSVD, NES	508	254	156
695 TOOLS	7 148	43 396	1 743	057 FRUIT, NUTS EXCL. OIL NUTS	29 746	5 555	3 561
696 CUTLERY	309	2 726	4 937	058 FRUIT, PRESERVED, PREPARED	124 469	18 828	11 943
697 HOUSEHOLD EQUIPMENT, NES	3 830	7 628					



## 7 IMPORTS AND EXPORTS (SPECIAL TRADE) BY COUNTRIES OF PRODUCTION AND CONSUMPTION AND BY GROUPS OF THE SITC-REV. III 1992

GROUP DESCRIPTION	DT = 100 KG	1 000 DM	1 000 \$	GROUP DESCRIPTION	DT = 100 KG	1 000 DM	1 000 \$
059 FRUIT, VEGETABLE JUICES	1 468	400	251	971 GOLD, NONMONETARY EXCL ORES	15	9 387	5 733
061 SUGARS, MOLASSES, HONEY	629	157	100				
071 COFFEE, COFFEE SUBSTITUTE	1 938	269	167	EXPORTS	1 465 450	976 187	626 151
072 COCOA	1 931	1 013	635				
075 SPICES	1 618	54	34	001 LIVE ANIMALS	20	509	322
081 ANIMAL FEED STUFF	1 169 618	23 303	14 856	011 BOVINE MEAT	7 347	1 208	759
098 EDIBLE PROD. PREPRTNS, NES	1 396	303	190	017 MEAT, OFFL. PRPD, PRSVD, NES	31	49	31
111 NON-ALCOHOL. BEVERAGE, NES	8 127	915	593	022 MILK AND CREAM	47 882	18 399	12 027
121 TOBACCO, UNMANUFACTURED	39 727	18 612	11 965	024 CHEESE AND CURD	121	72	49
122 TOBACCO, MANUFACTURED	6	49	30	025 EGGS, BIRDS, YOLKS, ALBUMIN	106	186	119
248 WOOD, SIMPLY WORKED	1 760	332	208	045 OTHER CEREALS, UNMILLED	169 114	3 119	1 988
251 PULP AND WASTE PAPER	42 718	17 505	11 380	054 VEGETABLES	286	49	30
263 COTTON	2 500	104	70	066 VEGETABLES, PRPD, PRSVD, NES	287	125	82
265 VEGETABLE TEXTILE FIBRES	14 121	5 598	3 504	061 SUGARS, MOLASSES, HONEY	113 944	6 450	4 070
273 STONE, SAND AND GRAVEL	2 786	115	72	073 CHOCOLATE, OTH. COCOA PREP	186	167	113
287 ORE, CONCENTR. BASE METALS	227 313	3 732	2 543	081 ANIMAL FEED STUFF	3 321	1 915	1 236
288 NON-FERROUS WASTE, SCRAP	188	51	34	098 EDIBLE PROD. PREPRTNS, NES	6 470	3 902	2 510
289 PREC. METAL ORES, CONCENTR.	126	1 664	1 049	112 ALCOHOLIC BEVERAGES	560	253	165
291 CRUDE ANIMAL MATERIALS, NES	1 643	1 030	660	231 NATURAL RUBBER, ETC.	224	60	40
292 CRUDE VEG. MATERIALS, NES	8 351	4 076	2 591	232 SYNTHETIC RUBBER, ETC.	8 345	2 428	1 540
422 FIXED VEG. FATS, OILS, OTHER	1 038 204	94 824	60 771	248 WOOD, SIMPLY WORKED	2 666	378	240
431 ANIMAL, VEG. FATS, OILS, NES	88 402	9 484	6 142	251 PULP AND WASTE PAPER	62 842	781	508
512 ALCOHOL, PHENOL, ETC. DERIV	19 181	2 240	1 441	266 SYNTHETIC FIBRES	2 851	738	468
513 CARBOXYLIC ACIDS, DERIVTS	863	141	91	267 OTHER MAN-MADE FIBRES	100	55	37
514 NITROGEN-FUNCT. COMPOUNDS	403	178	117	272 FERTILIZERS, CRUDE	859	52	34
522 INORGANIC CHEM. ELEMENTS	140	459	283	273 STONE, SAND AND GRAVEL	36 155	747	477
554 SOAP, CLEANERS, POLISH, ETC	6	80	51	278 OTHER CRUDE MINERALS	142 876	2 061	1 327
582 PLASTIC PLATE, SHEETS, ETC	1 342	465	291	291 CRUDE ANIMAL MATERIALS, NES	86	60	35
598 MISC. CHEMICAL PRODS. NES	1 575	519	335	292 CRUDE VEG. MATERIALS, NES	617	361	230
611 LEATHER	1 311	4 409	2 827	334 PETROLEUM PRODUCTS	6 461	891	567
634 VENEERS, PLYWOOD, ETC.	19 694	2 282	1 455	335 RESIDUAL PETROL. PRODUCTS	1 364	258	163
635 WOOD MANUFACTURES, NES	11 013	12 431	7 998	411 ANIMAL OILS AND FATS	211	56	38
641 PAPER AND PAPERBOARD	27	75	48	431 ANIMAL, VEG. FATS, OILS, NES	2 827	518	332
642 PAPER, PAPERBOARD, CUT ETC	3 242	5 021	3 243	511 HYDROCARBONS, NES, DERIVTS	15 289	2 586	1 678
651 TEXTILE YARN	407	220	138	512 ALCOHOL, PHENOL, ETC. DERIV	8 684	1 309	828
652 COTTON FABRICS, WOVEN	118	74	50	513 CARBOXYLIC ACIDS, DERIVTS	17 385	4 517	2 889
656 TULLE, LACE, EMBROIDRY, ETC	95	1 257	825	514 NITROGEN-FUNCT. COMPOUNDS	13 961	9 311	5 881
657 SPECIAL YARN, TXTL. FABRIC	2 500	558	355	515 ORGANIC-INORGANIC COMPOUNDS	3 910	10 026	6 462
658 TEXTILE ARTICLES NES	5 234	21 495	13 834	516 OTHER ORGANIC CHEMICALS	2 744	2 694	1 743
659 FLOOR COVERINGS, ETC.	88	500	315	522 INORGANIC CHEM. ELEMENTS	18 775	5 410	3 496
661 LIME, CEMENT, CONSTR. MATRL	608	431	291	523 METAL, SALTS, INORGAN. ACID	99 486	11 936	7 604
663 MINERAL MANUFACTURES, NES	4 613	1 261	807	524 OTHER CHEMICAL COMPOUNDS	946	623	397
664 GLASS	1 677	163	102	531 SYNTH. COLOURS, LAKES, ETC.	4 527	11 953	7 674
665 GLASSWARE	27	75	49	532 DYEING, TANNING MATERIALS	8 460	1 313	837
666 POTTERY	20 037	12 375	7 946	533 PIGMENTS, PAINTS, ETC.	5 877	4 214	2 694
667 PEARLS, PRECIOUS STONES	-	-	-	541 MEDICINES, ETC. EXC. GRP542	3 632	13 324	8 597
671 PIG IRON, SPIEGELEISN, ETC	41	58	36	542 MEDICAMENTS	3 625	19 054	12 216
694 NAILS, SCREWS, NUTS, ETC.	11 372	8 103	5 195	551 ESSNTL. OIL, PERFUME, FLAVR	2 540	5 456	3 547
695 TOOLS	83	49	34	553 PERFUMERY, COSMETICS, ETC.	130	668	434
696 CUTLERY	281	386	247	554 SOAP, CLEANERS, POLISH, ETC	15 478	5 452	3 513
697 HOUSEHOLD EQUIPMENT, NES	2 905	2 789	1 797	562 FERTILIZER, EXCEPT GRP272	154 910	3 193	1 979
699 MANUFACTS. BASE METAL, NES	356	486	313	571 POLYMERS OF ETHYLENE	20 497	2 770	1 784
713 INTRNL COMBUS PSTN ENGIN	211	115	72	572 POLYMERS OF STYRENE	1 180	277	175
714 ENGINES, MOTORS NON-ELECT	122	15 780	10 249	573 POLYMERS, VINYL CHLORIDE	8 372	2 339	1 499
716 ROTATING ELECTRIC PLANT	31	224	146	574 POLYACETAL, POLYCARBONATE	7 251	2 592	1 668
724 TEXTILE, LEATHER MACHINES	27	925	592	575 OTH. PLASTIC, PRIMARY FORM	27 548	12 154	7 782
728 OTH. MACH. PTS, SPCL INDUST	1	71	48	579 PLASTIC WASTE, SCRAP ETC	47 162	1 527	987
747 TAPS, COCKS, VALVES, ETC.	28	2 235	1 462	611 LEATHER	207	617	393
751 OFFICE MACHINES	25	271	170	613 FURSKINS, TANNED, DRESSED	2 454	2 443	1 575
752 AUTOMATC. DATA PROC. EQUIP	12 401	122 923	79 595	621 MATERIALS OF RUBBER	447	473	307
759 PARTS, FOR OFFICE MACHINS	40	377	235	625 RUBBER TYRES, TUBES, ETC.	5 321	8 112	5 194
761 TELEVISION RECEIVERS ETC	1 760	5 378	3 413	629 ARTICLES OF RUBBER, NES	4 731	1 580	1 022
762 RADIO-BROADCAST RECEIVER	1 668	10 339	6 661	634 VENEERS, PLYWOOD, ETC.	6 994	2 422	1 530
763 SOUND RECORDER, PHONOGRPH	1 342	5 644	3 649	635 WOOD MANUFACTURES, NES	31 374	11 404	7 345
764 TELECOMM. EQUIP. PARTS NES	4 797	24 888	15 928	641 PAPER AND PAPERBOARD	92	208	127
771 ELECT POWER MACHNY. PARTS	301	1 717	1 074	642 PAPER, PAPERBOARD, CUT ETC	2 248	1 599	1 015
772 ELEC. SWITCH, RELAY, CIRCUIT	818	12 781	8 293	651 TEXTILE YARN	169	74	49
773 ELECTR DISTRIB. EQPT NES	1 455	2 700	1 719	652 COTTON FABRICS, WOVEN	1 002	1 467	954
775 DOM. ELEC. NON-ELEC. EQUIPT	8	136	86	653 FABRICS, MAN-MADE FIBRES	80	72	44
776 TRANSISTORS, VALVES, ETC.	4 273	189 293	121 222	654 OTH. TEXTILE FABRIC, WOVEN	861	1 055	681
778 ELECTRIC. MACH. APPART. NES	1 328	22 682	14 547	655 KNIT, CROCHET, FABRIC NES	2 372	387	248
786 TRAILERS, SEMI-TRAILER, ETC	429	134	83	656 TULLE, LACE, EMBROIDRY, ETC	152	70	45
793 SHIP, BOAT, FLOAT. STRUCTRS	146	165	100	657 SPECIAL YARN, TXTL. FABRIC	22 186	4 114	2 639
813 LIGHTING FIXTURES ETC. NES	7 656	11 408	7 350	658 TEXTILE ARTICLES NES	2 952	1 236	786
821 FURNITURE, CUSHIONS, ETC.	14 558	14 005	8 969	659 FLOOR COVERINGS, ETC.	2 509	5 911	3 793
831 TRUNK, SUITCASES, BAG, ETC	975	2 896	1 859	661 LIME, CEMENT, CONSTR. MATRL	454	1 602	1 022
841 MENS, BOYS CLOTHING, X-KNIT	18 371	55 012	35 614	662 CLAY, REFRCT. CONSTR. MATRL	1 337	5 301	3 391
842 WOMEN, GIRL CLOTHING, XKNIT	17 666	74 262	47 493	663 MINERAL MANUFACTURES, NES	252	642	401
843 MENS, BOYS CLOTHING, KNIT	7 844	14 894	9 442	664 GLASS	523	2 543	1 630
844 WOMEN, GIRLS CLOTHING, KNIT	7 285	17 973	11 506	665 GLASSWARE	122	1 546	982
845 OTHR. TEXTILE APPAREL, NES	31 649	90 752	58 505	666 POTTERY	956	3 477	2 210
846 CLOTHING ACCESSRS, FABRIC	3 004	9 676	6 314	667 PEARLS, PRECIOUS STONES	148	1 521	975
848 CLOTHING, NONTXTL; HEADGEAR	1 188	6 189	4 089	671 PIG IRON, SPIEGELEISN, ETC	201	57	34
851 FOOTWEAR	7 528	17 346	11 131	673 FLAT-ROLLED IRON ETC.	447	113	69
871 OPTICAL INSTRUMENTS, NES	-	214	142	674 FLAT-ROLLED ALLOY STEEL	14 007	1 975	1 256
873 METERS, COUNTERS, NES	9	202	127	675 FLAT-ROLLED, PLATED STEEL	2 394	2 211	1 418
874 MEASURE, CONTROL INSTRMNT	3 198	17 794	11 255	676 IRON, STL. BAR, SHAPES ETC.	3 972	1 682	1 079
881 PHOTOGRAPH APPAR. ETC. NES	59	1 476	949	677 TUBES, PIPES, ETC. IRON, STL	883	1 145	753
884 OPTICAL GOODS NES	19	324	218	681 SILVER, PLATINUM, ETC.	339	910	579
885 WATCHES AND CLOCKS	154	3 357	2 181	682 COPPER	-	-	-
891 ARMS AND AMMUNITION	259	302	200		1 394	273	172
892 PRINTED MATTER	453	526	343		10 801	534	335
893 ARTICLES, NES, OF PLASTICS	7 131	1 840	1 198		183	110	70
894 BABY CARRIAGE, TOYS, GAMES	8 606	15 020	9 761		4 637	1 262	822
895 OFFICE, STATIONERY SUPPLS	52	173	112		9 199	1 589	1 025
896 WORKS OF ART, ANTIQUE ETC	371	427	276		274	148	94
897 GOLD, SILVERWARE, JEWEL NES	2 216	11 228	7 290		10 431	2 174	1 386
898 MUSICAL INSTRUMENTS, ETC.	871	1 501	974		-	390	251
899 MISC MANUFACTRD GOODS NES	13 986	24 270	15 550		1 126	1 389	888



## 7 IMPORTS AND EXPORTS (SPECIAL TRADE) BY COUNTRIES OF PRODUCTION AND CONSUMPTION AND BY GROUPS OF THE SITC-REV. III 1992

GROUP DESCRIPTION	DT = 100 KG	1 000 DM	1 000 \$	GROUP DESCRIPTION	DT = 100 KG	1 000 DM	1 000 \$
683 NICKEL	47	237	152	EXPORTS	56 419	27 678	17 922
684 ALUMINIUM	5 243	2 654	1 694				
686 ZINC	6 437	1 215	782	061 SUGARS,MOLASSES,HONEY	6 942	283	179
687 TIN	102	108	70	062 SUGAR CONFECTIONERY	178	117	79
689 MISC.NON-FERR.BASE METAL	17	55	35	112 ALCOHOLIC BEVERAGES	50	69	44
691 METALLIC STRUCTURES,NES	19 353	4 786	3 082	269 WORN CLOTHING,TEXTL.ARTL	210	61	38
692 CONTAINERS,STORAGE,TRNSP	238	365	242	335 RESIDUAL PETROL.PRODUCTS	10 100	1 514	1 015
693 WIRE PRODUCTS EXCL.ELECT	480	604	390	411 ANIMAL OILS AND FATS	1 998	156	108
694 NAILS,SCREWS,NUTS,ETC.	399	651	418	421 FIXED VEG.FAT,OILS, SOFT	12 616	1 414	861
695 TOOLS	1 332	4 120	2 650	515 ORGANO-INORGANIC COMPNDS	80	115	77
696 CUTLERY	94	632	397	532 DYEING,TANNING MATERIALS	1 227	335	230
697 HOUSEHOLD EQUIPMENT,NES	395	949	594	533 PIGMENTS, PAINTS, ETC.	1 417	543	346
699 MANUFACTS.BASE METAL,NES	19 607	14 091	8 883	542 MEDICAMENTS	426	1 525	1 004
700 CPL IND PLANT (84/85/87)	1 302	21 793	13 625	554 SOAP,CLEANERS,POLISH,ETC	6 114	1 601	1 051
711 STEAM GENER. BOILERS,ETC.	1 718	1 623	1 026	573 POLYMERS,VINYL CHLORIDE	750	126	87
712 STEAM TURBINES	529	8 274	5 534	575 OTH.PLASTIC,PRIMARY FORM	539	257	172
713 INTRNL COMBUS PSTN ENGIN	915	5 635	3 729	591 INSECTICIDES, ETC.	431	1 752	1 138
714 ENGINES,MOTORS NON-ELECT	1 416	77 147	48 691	597 PREPRD ADDITIVES,LIQUIDS	3 776	845	573
716 ROTATING ELECTRIC PLANT	3 295	6 560	4 309	598 MISC.CHEMICAL PROOTS,NES	601	185	124
718 OTH.POWR.ENGNRNG.MACHNRY	27	376	242	625 RUBBER TYRES,TUBES,ETC.	339	172	114
721 AGRIC.MACHINES,EX.TRACTR	63	232	148	652 COTTON FABRICS, WOVEN	623	403	249
722 TRACTORS	756	692	437	655 KNIT.CROCHET.FABRIC NES	32	103	69
723 CIVIL ENGINEERING EQUIPT	2 044	2 197	1 423	657 SPECIAL YARN,XTL.FABRIC	299	884	566
724 TEXTILE,LEATHER MACHINES	18 288	41 674	27 133	674 FLAT-ROLLED PLATED IRON	113	53	32
725 PAPER,PULP MILL MACHINES	1 240	3 279	2 082	695 TOOLS	64	268	180
726 PRINTING,BOOKBINDNG MACHS	2 579	9 207	5 868	699 MANUFACTS.BASE METAL,NES	21	56	35
727 FOOD-PROCESS.MCH.NON DOM	2 688	15 604	9 779	713 INTRNL COMBUS PSTN ENGIN	31	123	85
728 OTH.MACH,PTS,SPCL INDUST	5 682	23 947	15 547	721 AGRIC.MACHINES,EX.TRACTR	228	618	426
731 METAL REMOVAL WORK TOOLS	2 243	1 371	882	724 TEXTILE,LEATHER MACHINES	200	1 143	760
733 MACH-TOOLS,METAL-WORKING	944	3 513	2 344	726 PRINTNG,BOOKBINDNG MACHS	24	71	45
735 PARTS,NES,FOR MACH-TOOLS	114	1 662	1 068	727 FOOD-PROCESS.MCH.NON DOM	809	1 006	672
737 METALWORKING MACHNRY NES	423	1 048	666	728 OTH.MACH,PTS,SPCL INDUST	552	2 583	1 673
741 HEATING,COOLNG EQUIP,PART	9 504	30 437	18 651	731 METAL REMOVAL WORK TOOLS	4	62	42
742 PUMPS FOR LIQUIDS,PARTS	514	2 702	1 743	741 HEATING,COOLNG EQUIP,PART	843	2 182	1 391
743 PUMPS NES,CENTRIFUGS ETC	1 479	10 419	6 555	742 PUMPS FOR LIQUIDS,PARTS	10	46	30
744 MECHANICAL HANDLING EQUIP	5 054	15 899	9 922	744 MECHANICAL HANDLING EQUIP	46	74	51
745 OTH.NONELEC MCH,TOOL,NES	5 408	21 148	13 495	745 OTH.NONELEC MCH,TOOL,NES	40	736	461
746 BALL OR ROLLER BEARINGS	81	415	275	764 TELECOMM.EQUIP,PARTS NES	67	801	501
747 TAPS,COCKS,VALVES,ETC.	553	3 456	2 226	772 ELEC.SWITCH.RELAY.CIRCUIT	7	50	31
748 TRANSMISSIONS SHAFTS ETC	948	2 613	1 692	773 ELECTR.DISTRIBT.EQPT NES	181	228	153
749 NON-ELECT MACH,PARTS,ETC	3 044	7 909	5 147	775 DOM.ELEC,NON-ELEC,EQUIPT	7	114	77
751 OFFICE MACHINES	23	146	94	778 ELECTRIC.MACH.APPART,NES	13	134	88
752 AUTOMATC.DATA PROC.EQUIP	306	3 196	2 038	781 PASS.MOTOR VEHCLS,EX.BUS	221	318	204
759 PARTS,FOR OFFICE MACHINS	248	1 664	1 087	784 PARTS,TRACTORS,MOTOR VEH	63	281	185
761 TELEVISION RECEIVERS ETC	9	56	37	786 TRAILERS,SEMI-TRAILR,ETC	372	183	126
763 SOUND RECORDER,PHONOGRPH	3	510	343	791 RAILWAY VEHICLES,EQUIPNT	1 784	1 929	1 162
764 TELECOMM.EQUIP,PARTS NES	3 817	73 679	48 595	846 CLOTHING ACCESSRS,FABRIC	9	108	75
771 ELECT POWER MACHNRY,PARTS	23 064	34 452	22 388	848 CLOTHNG,NONTXTL;HEADGEAR	24	105	69
772 ELEC.SWITCH.RELAY.CIRCUIT	3 693	22 059	14 305	872 MEDICAL INSTRUMENTS NES	25	81	54
773 ELECTR.DISTRIBT.EQPT NES	2 556	5 833	3 696	874 MEASURE,CONTROL INSTRMNT		61	41
774 ELECTRO-MEDCL,XRAY EQUIP	197	3 662	2 329	884 OPTICAL GOODS NES	19	228	138
775 DOM.ELEC,NON-ELEC,EQUIPT	655	1 094	701	893 ARTICLES,NES,OF PLASTICS	58	77	48
776 TRANSISTORS,VALVES,ETC.	2 288	121 537	78 137	899 MISC MANUFCTRD GOODS NES	122	463	296
778 ELECTRIC.MACH.APPART,NES	10 527	15 186	9 714				
781 PASS.MOTOR VEHCLS,EX.BUS	2 038	9 223	5 868	CHINA			
783 ROAD MOTOR VEHICLES NES	412	553	341	IMPORTS	24 102 890	11 651 179	7 487 295
784 PARTS,TRACTORS,MOTOR VEH	4 015	8 965	5 718				
786 TRAILERS,SEMI-TRAILR,ETC	125	147	96	001 LIVE ANIMALS	114	1 135	738
791 RAILWAY VEHICLES,EQUIPNT	734	1 621	1 049	012 OTHER MEAT, MEAT OFFAL	29 993	19 013	12 998
792 AIRCRAFT,ASSOCTD.EQUIPNT	4	1 226	795	025 EGGS,BIRDS,YOLKS,ALBUMIN	100	105	65
800 CPL IND PLANT CHAP 90/94	13	185	118	034 FISH,FRESH,CHILLED,FROZN	77 968	24 178	15 492
812 PLUMBING,SANITRY,EQPT,ETC	123	197	128	036 CRUSTACEANS,MOLLUSCS ETC	9 437	12 294	7 832
813 LIGHTNG FIXTURES ETC,NES	195	756	479	037 FISH ETC.PREPRD,PRSV.D.NES	2 192	2 228	1 441
821 FURNITURE,CUSHIONS,ETC.	1 346	2 775	1 808	042 RICE	8 748	1 008	631
831 TRUNK,SUITCASES,BAG,ETC	19	930	629	045 OTHER CEREALS,UNMILLED	35 523	2 990	1 927
842 WOMEN,GIRL CLOTHING,XKNIT			59	047 OTHER CEREAL MEAL,FLOURS	892	127	81
845 OTHR.TEXTILE APPAREL,NES	3	50	31	048 CEREAL PREPARATIONS	5 600	1 148	736
846 CLOTHING ACCESSRS,FABRIC	79	396	251	054 VEGETABLES	1 779 950	97 953	61 476
848 CLOTHNG,NONTXTL;HEADGEAR	67	118	74	056 VEGETABLES,PRPD,PRSV.D,NES	780 018	201 111	128 325
851 FOOTWEAR	13	133	81	057 FRUIT,NUTS EXCL.OIL NUTS	14 085	6 775	4 351
871 OPTICAL INSTRUMENTS,NES	2	361	217	058 FRUIT,PRESERVED,PREPARED	219 581	35 166	22 458
872 MEDICAL INSTRUMENTS NES	242	2 412	1 562	059 FRUIT, VEGETABLE JUICES	2 180	1 345	833
873 METERS,COUNTERS,NES	102	329	215	061 SUGARS,MOLASSES,HONEY	94 208	16 095	10 297
874 MEASURE,CONTROL INSTRMNT	1 341	23 311	14 912	062 SUGAR CONFECTIONERY	175	84	55
881 PHOTOGRAPH APPAR.ETC,NES	132	937	587	072 COCOA	1 493	818	495
882 PHOTO.CINEMATOGRPH.SUPPL	12 017	12 699	8 085	074 TEA AND MATE	25 902	11 890	7 612
884 OPTICAL GOODS NES		508	323	075 SPICES	41 074	9 563	6 138
885 WATCHES AND CLOCKS	11	132	81	081 ANIMAL FEED STUFF	2 232 892	49 173	30 872
892 PRINTED MATTER	734	1 261	813	098 EDIBLE PROD.PREPRPTS,NES	26 043	6 096	3 891
893 ARTICLES,NES,OF PLASTICS	1 746	2 778	1 786	111 NON-ALCOHOL.BEVERAGE,NES	422	135	91
894 BABY CARRIAGE,TOYS,GAMES	194	483	302	112 ALCOHOLIC BEVERAGES	6 866	2 213	1 425
895 OFFICE,STATIONERY SUPPLS	1 030	4 279	2 718	121 TOBACCO, UNMANUFACTURED	52 826	24 504	15 763
897 GOLD,SILVERWARE,JEWEL NES	3	1 194	760	212 FURSKINS, RAW	436	2 231	1 402
898 MUSICAL INSTRUMENTS,ETC.	12	1 306	789	222 OILSEED(SFT.FTX VEG.OIL)	202 310	27 086	17 568
899 MISC MANUFCTRD GOODS NES	769	1 988	1 275	223 OILSEED(OTH.FIX.VEG.OIL)	329 666	16 746	10 798
941 COMPL IND PLANT CHAPT 99	66	116	72	231 NATURAL RUBBER, ETC.	480	79	55
971 GOLD,NONMONTY EXCL ORES		1 199	775	232 SYNTHETIC RUBBER, ETC.	10 076	1 234	794
				247 WOOD ROUGH,ROUGH SQUARED	917	91	61
MONGOLIA				248 WOOD, SIMPLY WORKED	39 142	5 574	3 587
IMPORTS	4 933	6 613	4 211	261 SILK	20 759	55 583	35 657
				263 COTTON	3 579	533	347
268 WOOL, OTHER ANIMAL HAIR	2 618	3 121	1 962	264 JUTE,OTH.TEXTL.BAST FIBR	1 000	89	57
291 CRUDE ANIMAL MATERLS,NES	1 920	2 766	1 785	265 VEGETABLE TEXTILE FIBRES	1 935	819	519
411 ANIMAL OILS AND FATS	53	48	31	266 SYNTHETIC FIBRES	297	95	60
592 STARCHES,INULIN,ETC.	260	79	54	267 OTHER MAN-MADE FIBRES	400	79	49
845 OTHR.TEXTILE APPAREL,NES	23	471	298	268 WOOL, OTHER ANIMAL HAIR	9 716	32 365	20 478
896 WORKS OF ART,ANTIQUE ETC		60	38	273 STONE, SAND AND GRAVEL	8 537	607	390
				277 NATURAL ABRASIVES, NES	6 216	340	222



7 IMPORTS AND EXPORTS (SPECIAL TRADE) BY COUNTRIES OF PRODUCTION AND CONSUMPTION AND BY GROUPS OF THE SITC-REV. III 1992

GROUP DESCRIPTION	DT = 100 KG	1 000 DM	1 000 \$	GROUP DESCRIPTION	DT = 100 KG	1 000 DM	1 000 \$
278 OTHER CRUDE MINERALS	3 428 357	65 012	41 736	725 PAPER,PULP MILL MACHINES	537	329	204
281 IRON ORE, CONCENTRATES	10 957	121	76	726 PRINTING,BOOKBINDING MACHS	1 550	1 638	1 075
285 ALUMINIUM ORE,CONCTR.ETC	1 313 308	18 631	11 952	727 FOOD-PROCESS.MCH.NON DOM	368	151	98
287 ORE,CONCENTR.BASE METALS	3 695	1 201	793	728 OTH.MACH,PTS,SPCL INDUST	5 776	4 121	2 668
288 NON-FERROUS WASTE, SCRAP	973	252	174	731 METAL REMOVAL WORK TOOLS	63 921	28 773	18 494
291 CRUDE ANIMAL MATERLS,NES	256 795	200 777	128 796	733 MACH-TOOLS,METAL-WORKING	3 134	1 302	832
292 CRUDE VEG.MATERIALS, NES	68 987	23 885	15 338	735 PARTS,NES,FOR MACH-TOOLS	4 687	3 274	2 101
321 COAL,NOT AGGLOMERATED	2 124 476	16 801	11 091	737 METALWORKING MACHNRY NES	6 909	6 150	4 006
325 COKE,SEMI-COKE,RET.CARBN	682 472	11 811	7 542	741 HEATING,COOLING EQUIP,PART	3 405	4 646	2 964
335 RESIDUAL PETROL.PRODUCTS	215 193	19 591	12 757	742 PUMPS FOR LIQUIDS,PARTS	16 578	2 956	1 883
421 FIXED VEG.FAT,OILS, SOFT	37 096	3 967	2 542	743 PUMPS NES,CENTRIFUGS ETC	49 296	38 963	24 722
422 FIXED VEG.FAT,OILS,OTHER	47 262	5 734	3 656	744 MECHANICAL HANDLING EQUIP	46 642	14 066	9 045
431 ANIMAL,VEG.FATS,OILS,NES	31 031	6 557	4 194	745 OTH.NON-ELEC MCH,TOOL,NES	10 211	11 981	7 680
511 HYDROCARBONS,NES,DERIVTS	3 056	1 298	805	746 BALL OR ROLLER BEARINGS	21 699	20 002	12 810
512 ALCOHOL,PHENOL,ETC.DERIV	13 769	9 583	6 125	747 TAPS,COCKS,VALVES,ETC.	13 465	4 819	3 065
513 CARBOXYLIC ACIDS,DERIVTS	130 396	42 838	27 242	748 TRANSMISSIONS SHAFTS ETC	57 412	16 961	10 857
514 NITROGEN-FUNCT.COMPOUNDS	29 392	23 623	15 280	749 NON-ELECT MACH.PARTS,ETC	146	338	214
515 ORGANO-INORGANIC COMPNDS	46 242	71 334	45 501	751 OFFICE MACHINES	17 910	64 800	41 936
516 OTHER ORGANIC CHEMICALS	8 625	8 342	5 330	752 AUTOMATC.DATA PROC.EQUIP	6 581	56 834	36 427
522 INORGANIC CHEM.ELEMENTS	261 741	38 000	24 449	759 PARTS,FOR OFFICE MACHINS	43 183	101 384	64 360
523 METAL.SALTS,INORGAN.ACID	57 464	5 080	3 288	761 TELEVISION RECEIVERS ETC	122 159	199 977	128 198
524 OTHER CHEMICAL COMPOUNDS	318 702	29 841	19 179	762 RADIO-BROADCAST RECEIVER	167 176	321 693	205 522
525 RADIO-ACTIVE MATERIALS	1 589	9 466	5 987	763 SOUND RECORDER,PHONOGRPH	30 637	107 402	69 452
531 SYNTH.COLOURS,LAKES,ETC.	2 825	2 764	1 761	764 TELECOMM.EQUIP.PARTS NES	52 043	175 997	113 649
532 DYEING,TANNING MATERIALS	590	376	244	771 ELECT POWER MACHNY.PARTS	25 602	39 712	25 520
533 PIGMENTS, PAINTS, ETC.	13 463	2 131	1 374	772 ELEC. SWITCH, RELAY, CIRCUT	7 934	26 864	17 211
541 MEDICINES,ETC.EXC.GRPS42	62 398	178 470	113 923	773 ELECTR DISTRIBT.EQPT NES	31 235	28 666	18 420
542 MEDICAMENTS	220	218	140	774 ELECTRO-MEDCL.XRAY EQUIP	11	284	179
551 ESSENTL.OIL,PERFUME,FLAVR	10 509	9 539	6 102	775 DOM.ELEC,NON-ELEC.EQUIPT	183 135	240 529	154 200
553 PERFUMERY,COSMETICS,ETC.	2 190	6 642	4 388	776 TRANSISTORS,VALVES,ETC.	3 343	19 132	12 263
554 SOAP,CLEANERS,POLISH,ETC	427	351	224	778 ELECTRIC.MACH.APPART.NES	74 739	142 736	91 899
571 POLYMERS OF ETHYLENE	5 749	1 457	927	781 PASS.MOTOR VEHCLS.EX.BUS	218	358	235
572 POLYMERS OF STYRENE	3 440	734	506	784 PARTS,TRACTORS,MOTOR VEH	5 760	1 639	1 050
573 POLYMERS,VINYL CHLORIDE	885	528	332	785 CYCLES,MOTORCYCLES ETC.	79 921	92 183	58 002
574 POLYACETAL,POLYCARBONATE	381	133	86	786 TRAILERS,SEMI-TRAILR,ETC	33 918	7 111	4 618
575 OTH.PLASTIC,PRIMARY FORM	40 669	19 528	12 471	792 AIRCRAFT, ASSOCTD.EQUIPNT	55	1 301	838
579 PLASTIC WASTE, SCRAP ETC	300	82	52	793 SHIP,BOAT,FLOAT.STRUCTRS	6 372	3 899	2 474
581 PLASTIC TUBE,PIPE,HOSE	814	678	438	812 PLUMBING,SANITRY,EQPT.ETC	487	172	111
582 PLASTIC PLATE,SHEETS,ETC	6 729	3 326	2 121	813 LIGHTING FIXTURES ETC.NES	110 485	112 654	73 117
583 MONOFILAMENT OF PLASTICS	390	390	254	821 FURNITURE,CUSHIONS,ETC.	125 133	95 637	60 303
591 INSECTICIDES, ETC.	362	1 132	700	831 TRUNK,SUITCASES,BAG,ETC	420 518	580 900	372 511
592 STARCHES,INULIN,ETC.	6 157	1 008	639	841 MENS,BOYS CLOTHING,X-KNIT	180 087	676 270	433 733
593 EXPLOSIVES,PYROTECHNICS	139 985	50 166	32 781	842 WOMEN,GIRL CLOTHING,XKNIT	197 589	998 626	640 400
597 PREPRD ADDITIVES,LIQUIDS	12	48	30	843 MENS,BOYS CLOTHING,KNIT	56 742	118 700	75 966
598 MISC.CHEMICAL PRODTS,NES	442 939	46 329	29 632	844 WOMEN,GIRLS CLOTHING,KNIT	80 925	254 340	164 975
611 LEATHER	983	1 028	668	845 OTHR.TEXTILE APPAREL,NES	219 664	922 343	530 150
612 MANUFACT.LEATHER ETC.NES	406	749	489	846 CLOTHING ACCESSRS,FABRIC	43 233	110 094	71 518
613 FURSKINS,TANNED,DRESSED	642	15 347	9 818	848 CLOTHING,NONTEXTL;HEADGEAR	191 297	281 420	181 767
621 MATERIALS OF RUBBER	14 742	2 156	1 389	851 FOOTWEAR	342 339	555 475	359 194
625 RUBBER TYRES,TUBES,ETC.	7 197	2 988	1 871	871 OPTICAL INSTRUMENTS,NES	3 952	17 652	11 437
629 ARTICLES OF RUBBER, NES	9 086	3 509	2 247	872 MEDICAL INSTRUMENTS NES	9 352	10 964	7 130
633 CORK MANUFACTURES	591	877	565	873 METERS,COUNTERS,NES	2 353	20 829	13 382
634 VENEERS, PLYWOOD, ETC.	523	110	68	874 MEASURE,CONTROL INSTRMNT	9 441	45 447	29 207
635 WOOD MANUFACTURES, NES	135 005	71 163	46 075	881 PHOTOGRAPH APPAR.ETC.NES	6 954	30 025	19 232
641 PAPER AND PAPERBOARD	709	628	406	882 PHOTO.CINEMATOGRPH.SUPPL	197	518	327
642 PAPER,PAPERBOARD,CUT ETC	65 238	41 115	26 615	884 OPTICAL GOODS NES	2 677	22 944	14 619
651 TEXTILE YARN	26 079	22 346	14 370	885 WATCHES AND CLOCKS	25 058	110 490	71 033
652 COTTON FABRICS, WOVEN	57 702	38 515	24 508	891 ARMS AND AMMUNITION	1 968	3 039	1 961
653 FABRICS,MAN-MADE FBRES	37 822	30 086	19 278	892 PRINTED MATTER	11 456	13 087	8 431
654 OTH.TEXTILE FABRIC,WOVEN	9 987	90 730	58 210	893 ARTICLES,NES,OF PLASTICS	472 176	202 859	130 328
655 KNIT.CROCHET.FABRIC NES	249	959	613	894 BABY CARRIAGE,TOYS,GAMES	891 654	1 022 867	661 115
656 TULLE,LACE,EMBROIDRY,ETC	775	5 372	3 456	895 OFFICE,STATIONERY SUPPLS	18 075	12 786	8 230
657 SPECIAL YARN,TXTL.FABRIC	2 504	3 510	2 245	896 WORKS OF ART,ANTIQUE ETC	1 270	2 635	1 706
658 TEXTILE ARTICLES NES	178 008	225 189	144 025	897 GOLD,SILVERWARE,JEWEL NES	4 023	41 144	26 726
659 FLOOR COVERINGS, ETC.	55 438	132 119	84 557	898 MUSICAL INSTRUMENTS,ETC.	29 015	57 244	36 860
661 LIME,CEMENT,CONSTR.MATRL	425 303	14 391	9 372	899 MISC MANUFCTRD GOODS NES	464 725	491 491	316 247
662 CLAY,REFRCT.CONSTR.MATRL	8 283	230	147	961 COIN NONGOLD NONCURRENT	102	6 898	4 404
663 MINERAL MANUFACTURES,NES	10 574	4 179	2 713	971 GOLD,NONMONEY EXCL ORES	3	61	38
664 GLASS	14 864	6 496	4 183	972 MONETARY GOLD,GOLD COINS	2	6 374	4 029
665 GLASSWARE	41 491	18 980	12 244				
666 POTTERY	307 982	84 211	54 148	EXPORTS	12 833 990	5 744 105	3 694 865
667 PEARLS,PRECIOUS STONES				001 LIVE ANIMALS	53	846	537
671 PIG IRON,SPIEGELEISN,ETC	166 033	16 305	10 601	012 OTHER MEAT, MEAT OFFAL	1 336	169	109
672 INGOTS ETC.IRON OR STEEL	1 873	299	191	022 MILK AND CREAM	37 430	12 466	8 086
673 FLAT-ROLLED IRON ETC.	1 754	186	121	036 CRUSTACEANS,MOLLUSCS ETC	138	68	41
676 IRON,STL.BAR,SHAPES ETC.	5 235	1 717	1 076	054 VEGETABLES	155	427	282
678 WIRE OF IRON OR STEEL	25 015	2 732	1 730	071 COFFEE,COFFEE SUBSTITUTE	45	59	40
679 TUBES,PIPES,ETC.IRON,STL	28 866	7 201	4 658	081 ANIMAL FEED STUFF	19 390	3 823	2 419
682 COPPER	5 539	5 237	3 321	098 EDIBLE PROD.PREPRTN,NES	160	230	152
684 ALUMINIUM	3 086	1 615	1 037	112 ALCOHOLIC BEVERAGES	369	99	65
686 ZINC	350	169	107	211 HIDES,SKINS(EX.FURS),RAW	729	163	105
687 TIN	43 859	41 839	26 803	232 SYNTHETIC RUBBER, ETC.	10 524	1 996	1 275
689 MISC.NON-FERR.BASE METAL	54 983	16 199	10 361	247 WOOD ROUGH,ROUGH SQUARED	1 748	159	100
691 METALLIC STRUCTURES NES	4 698	1 477	944	248 WOOD, SIMPLY WORKED	264	66	41
692 CONTAINERS,STORAGE,TRNSP	2 248	1 482	964	251 PULP AND WASTE PAPER	720	173	109
693 WIRE PRODUCTS EXCL.ELECT	61 134	11 866	7 548	263 COTTON	945	163	106
694 NAILS,SCREWS,NUTS,ETC.	228 527	35 714	23 033	266 SYNTHETIC FIBRES	230 067	53 393	34 877
695 TOOLS	283 914	119 508	77 018	268 WOOL, OTHER ANIMAL HAIR	26 034	25 501	16 630
696 CUTLERY	59 291	72 798	46 714	278 OTHER CRUDE MINERALS	726	173	112
697 HOUSEHOLD EQUIPMENT,NES	168 309	105 167	67 377	288 NON-FERROUS WASTE, SCRAP	56 111	9 710	6 085
699 MANUFACTS.BASE METAL,NES	419 362	100 886	64 940	291 CRUDE ANIMAL MATERLS,NES	7 971	2 761	1 762
712 STEAM TURBINES	2	129	87	292 CRUDE VEG.MATERIALS, NES	2 296	948	596
713 INTRNL COMBUS PSTN ENGIN	27 141	33 834	21 595	334 PETROLEUM PRODUCTS	13 076	2 943	1 895
714 ENGINES,MOTORS NON-ELECT	2	283	179	335 RESIDUAL PETROL.PRODUCTS	11 757	2 266	1 423
716 ROTATING ELECTRIC PLANT	35 154	55 740	35 812	421 FIXED VEG.FAT,OILS, SOFT	374 383	25 460	16 160
718 OTH.POWR.GENRTNG.MACHNRY	110	221	140	431 ANIMAL,VEG.FATS,OILS,NES	3 747	1 229	792
721 AGRIC.MACHINES,EX.TRACTR	3 949	873	563	511 HYDROCARBONS,NES,DERIVTS	97 589	11 362	7 223
723 CIVIL ENGINEERING EQUIPT	9 631	8 182	5 235	512 ALCOHOL,PHENOL,ETC.DERIV	143 424	26 717	17 003
724 TEXTILE,LEATHER MACHINES	2 115	1 809	1 147				



## 7 IMPORTS AND EXPORTS (SPECIAL TRADE) BY COUNTRIES OF PRODUCTION AND CONSUMPTION AND BY GROUPS OF THE SITC-REV. III 1992

GROUP DESCRIPTION	DT = 100 KG	1 000 DM	1 000 \$	GROUP DESCRIPTION	DT = 100 KG	1 000 DM	1 000 \$
513 CARBOXYLIC ACIDS, DERIVTS	135 376	18 982	12 036	743 PUMPS NES, CENTRIFUGS ETC	8 185	56 822	36 840
514 NITROGEN-FUNCT. COMPOUNDS	199 715	49 619	31 720	744 MECHANICAL HANDLING EQUIP	31 248	62 313	40 643
515 ORGANIC-INORGANIC COMPOUNDS	70 973	38 638	24 393	745 OTH. NONELEC MCH, TOOL, NES	15 414	144 327	92 472
516 OTHER ORGANIC CHEMICALS	9 110	3 690	2 343	746 BALL OR ROLLER BEARINGS	3 270	13 659	8 793
522 INORGANIC CHEM. ELEMENTS	39 062	10 016	6 485	747 TAPS, COCKS, VALVES, ETC.	2 118	15 719	10 026
523 METAL. SALTS, INORGAN. ACID	40 535	5 922	3 821	748 TRANSMISSIONS SHAFTS ETC	9 496	39 285	25 153
524 OTHER CHEMICAL COMPOUNDS	14 293	1 953	1 276	749 NON-ELECT MACH. PARTS, ETC	4 240	26 176	16 737
525 RADIO-ACTIVE MATERIALS		288	185	751 OFFICE MACHINES	268	3 233	2 013
531 SYNTH. COLOURS, LAKES, ETC.	1 553	5 540	3 538	752 AUTOMAT. DATA PROC. EQUIP	292	12 412	7 983
532 DYEING, TANNING MATERIALS	9 184	2 310	1 461	759 PARTS, FOR OFFICE MACHINS	1 141	5 217	3 368
533 PIGMENTS, PAINTS, ETC.	18 502	11 334	7 278	761 TELEVISION RECEIVERS ETC	257	2 520	1 629
541 MEDICINES, ETC. EXC. GRP 542	1 141	20 258	13 020	762 RADIO-BROADCAST RECEIVER	99	197	125
542 MEDICAMENTS	35 333	32 685	21 126	763 SOUND RECORDER, PHONOGRAPH	150	476	295
551 ESSENT. OIL, PERFUME, FLAVOR	599	2 194	1 380	764 TELECOMM. EQUIP. PARTS NES	7 063	125 566	82 445
553 PERFUMERY, COSMETICS, ETC.	1 153	4 455	2 95	771 ELECT. POWER MACHIN. PARTS	2 964	22 478	14 430
554 SOAP, CLEANERS, POLISH, ETC	21 709	4 957	3 153	772 ELECT. SWITCH, RELAY, CIRCUIT	10 617	120 193	76 887
562 FERTILIZER, EXCEPT GRP 272	3 008 381	69 506	43 352	773 ELECT. DISTRIBUT. EQPT NES	8 976	19 307	12 575
571 POLYMERS OF ETHYLENE	126 207	15 715	9 340	774 ELECTRO-MEDICAL, XRAY EQUIP	2 479	62 985	40 398
572 POLYMERS OF STYRENE	42 109	7 412	4 695	775 DOM. ELECT. NON-ELECT. EQUIPT	768	2 643	1 704
573 POLYMERS, VINYL CHLORIDE	13 762	4 396	2 835	776 TRANSISTORS, VALVES, ETC.	869	8 457	5 424
574 POLYACETAL, POLYCARBONATE	25 171	7 888	5 087	778 ELECTRIC MACH. APPAR. NES	14 944	58 944	37 385
575 OTH. PLASTIC, PRIMARY FORM	41 173	18 366	11 754	781 PASS. MOTOR VEHCLS. EX. BUS	31 844	143 703	93 085
579 PLASTIC WASTE, SCRAP ETC	354	166	113	782 GOODS, SPCL TRANSPORT VEH	29 558	55 796	36 110
581 PLASTIC TUBE, PIPE, HOSE	952	2 034	1 327	783 ROAD MOTOR VEHICLES NES	4 104	4 685	2 972
582 PLASTIC PLATE, SHEETS, ETC	5 933	8 397	5 427	784 PARTS, TRACTORS, MOTOR VEH	660 820	1 125 711	724 756
583 MONOFILAMENT OF PLASTICS	1 325	1 376	914	785 CYCLES, MOTORCYCLES ETC.	216	837	546
591 INSECTICIDES, ETC.	7 436	11 328	7 148	786 TRAILERS, SEMI-TRAILER, ETC	8 635	4 002	2 564
592 STARCHES, INULIN, ETC.	4 571	1 582	1 023	791 RAILWAY VEHICLES. EQUIPNT	2 179	6 138	4 053
597 PREPARED ADDITIVES, LIQUIDS	29 920	14 706	9 471	792 AIRCRAFT, ASSOC'D. EQUIPNT	37	3 133	2 078
598 MISC. CHEMICAL PRODS. NES	46 256	21 840	13 846	793 SHIP, BOAT, FLOAT, STRUCTRS	156 534	46 816	30 146
600 CPL IND PLANT CHAP 69-76	8 604	7 917	5 217	800 CPL IND PLANT CHAP 90/94	200	5 637	3 634
611 LEATHER	476	799	502	812 PLUMBING, SANITARY, EQPT. NES	248	362	240
613 FURSKINS, TANNED, DRESSED	515	263	170	813 LIGHTING FIXTURES ETC. NES	379	1 913	1 199
621 MATERIALS OF RUBBER	955	2 942	1 896	821 FURNITURE, CUSHIONS, ETC.	1 731	4 188	2 681
625 RUBBER TYRES, TUBES, ETC.	833	611	404	831 TRUNK, SUITCASES, BAG, ETC	1 104	313	196
629 ARTICLES OF RUBBER, NES	1 103	5 773	3 722	841 MENS, BOYS CLOTHING, X-KNIT	1 306	2 818	1 790
634 VENEERS, PLYWOOD, ETC.	4 563	883	565	842 WOMEN, GIRL CLOTHING, X-KNIT	3	86	55
635 WOOD MANUFACTURES, NES	1 414	1 068	713	844 WOMEN, GIRLS CLOTHING, KNIT	8	59	38
641 PAPER AND PAPERBOARD	1 189 976	91 027	58 350	845 OTHR. TEXTILE APPAREL, NES	265	868	570
642 PAPER, PAPERBOARD, CUT ETC	7 742	5 349	3 523	846 CLOTHING ACCESSRS, FABRIC	111	1 484	937
651 TEXTILE YARN	2 933	4 736	3 005	848 CLOTHING, NONTXLT; HEADGEAR	141	1 877	1 176
652 COTTON FABRICS, WOVEN	534	1 997	1 263	851 FOOTWEAR	204	505	326
653 FABRICS, MAN-MADE FIBRES	2 796	8 871	5 630	871 OPTICAL INSTRUMENTS, NES	138	5 575	3 589
654 OTH. TEXTILE FABRIC, WOVEN	5 456	6 538	4 078	872 MEDICAL INSTRUMENTS NES	378	12 975	8 415
655 KNIT, CROCHET, FABRIC NES	621	2 253	1 450	873 METERS, COUNTERS, NES	164	1 904	1 205
656 TULLE, LACE, EMBROIDRY, ETC	133	923	587	874 MEASURE, CONTROL, INSTRMNT	6 959	134 896	86 653
657 SPECIAL YARN, TXLT, FABRIC	11 007	17 802	11 543	881 PHOTOGRAPH APPAR. ETC. NES	588	5 988	3 864
658 TEXTILE ARTICLES NES	382	1 376	878	882 PHOTO. CINEMATOGRAF. SUPPL	2 607	2 121	1 350
659 FLOOR COVERINGS, ETC.	185	349	224	884 OPTICAL GOODS NES	73	10 505	6 769
662 CLAY, REFRCT, CONSTR. MATRL	22 230	3 986	2 555	885 WATCHES AND CLOCKS	189	873	553
663 MINERAL MANUFACTURES, NES	4 786	8 444	5 504	891 ARMS AND AMMUNITION	359	2 146	1 370
664 GLASS	1 154	1 420	892	892 PRINTED MATTER	2 046	13 438	8 651
665 GLASSWARE	2 240	876	570	893 ARTICLES, NES, OF PLASTICS	2 108	4 351	2 796
666 POTTERY	268	263	165	894 BABY CARRIAGE, TOYS, GAMES	445	1 146	725
667 PEARLS, PRECIOUS STONES				895 OFFICE, STATIONERY SUPPLS	234	1 295	831
671 PIG IRON, SPIEGELEISEN, ETC	1 130	727	454	896 WORKS OF ART, ANTIQUE ETC	2	432	265
672 INGOTS ETC. IRON OR STEEL	401 626	12 071	7 703	897 GOLD, SILVERWARE, JEWEL NES	1	2 395	1 558
673 FLAT-ROLLED IRON ETC.	297 771	26 607	16 598	898 MUSICAL INSTRUMENTS, ETC.	111	6 079	4 004
674 FLAT-ROLLED PLATED IRON	476 423	54 681	35 244	899 MISC MANUFCTRD GOODS NES	1 241	4 429	2 848
675 FLAT-ROLLED, ALLOY STEEL	136 455	31 686	20 253	911 COMPL IND PLANT CHAPT 99	9 804	19 435	12 336
676 IRON, STL, BAR, SHAPES ETC	1 874 856	80 054	50 810	961 COIN NONGOLD NONCURRENT	5	219	148
677 RAILWAY TRACK IRON, STEEL	586 101	11 666	7 504	971 GOLD, NONMONTYR EXCL ORES	2	6 411	4 184
678 WIRE OF IRON OR STEEL	37 308	8 611	5 543				
679 TUBES, PIPES, ETC. IRON, STL	966 326	163 516	103 499				
681 SILVER, PLATINUM, ETC.	12	211	136				
682 COPPER	3 863	6 034	3 839				
683 NICKEL	56	257	163				
684 ALUMINIUM	40 913	24 429	15 668				
686 ZINC	120	58	36				
689 MISC. NON-FERR. BASE METAL	99	762	491				
691 METALLIC STRUCTURES NES	17 282	11 789	7 644				
692 CONTAINERS, STORAGE, TRNSP	2 439	5 236	3 248				
693 WIRE PRODUCTS EXCL ELECT	2 802	1 445	941				
694 NAILS, SCREWS, NUTS, ETC.	1 642	2 697	1 747				
695 TOOLS	4 058	18 219	11 566				
696 CUTLERY	105	552	351				
697 HOUSEHOLD EQUIPMENT, NES	285	818	528				
699 MANUFACT. BASE METAL, NES	10 365	15 976	10 374				
700 CPL IND PLANT (84/85/87)	106 476	215 494	138 750				
711 STEAM GENER. BOILERS, ETC.	2 683	4 975	3 283				
712 STEAM TURBINES	1 247	3 509	2 281				
713 INTRNL COMBUS PSTN ENGIN	92 191	245 216	158 061				
714 ENGINES, MOTORS NON-ELECT	41	7 878	4 784				
716 ROTATING ELECTRIC PLANT	36 959	97 815	61 423				
718 OTH. POWR. GENRTNG. MACHNRY	1 180	5 909	3 727				
721 AGRIC. MACHINES, EX. TRACTR	8 477	19 167	12 674				
722 TRACTORS	232	248	159				
723 CIVIL ENGINEERING EQUIPT	35 616	75 288	48 443				
724 TEXTILE, LEATHER MACHINES	113 731	471 855	306 275				
725 PAPER, PULP MILL MACHINES	3 545	13 821	8 895				
726 PRINTNG, BOOKBINDNG MACHS	22 302	99 961	64 728				
727 FOOD-PROCESS. MCH. NON DM	3 788	21 350	13 817				
728 OTH. MACH. PTS, SPCL INDUST	79 047	302 923	195 966				
731 METAL REMOVAL WORK TOOLS	18 986	105 489	68 698				
733 MACH-TOOLS, METAL-WORKING	36 475	73 220	47 199				
735 PARTS, NES, FOR MACH-TOOLS	2 497	31 998	20 606				
737 METALWORKING MACHINRY NES	24 352	46 582	30 083				
741 HEATING, COOLNG EQUIP, PART	51 031	157 119	99 729				
742 PUMPS FOR LIQUIDS, PARTS	8 480	40 534	26 180				
</							



## 7 IMPORTS AND EXPORTS (SPECIAL TRADE) BY COUNTRIES OF PRODUCTION AND CONSUMPTION AND BY GROUPS OF THE SITC-REV. III 1992

GROUP DESCRIPTION	DT = 100 KG	1 000 DM	1 000 \$	GROUP DESCRIPTION	DT = 100 KG	1 000 DM	1 000 \$
884 OPTICAL GOODS NES		57	40	SOUTH KOREA			
894 BABY CARRIAGE, TOYS, GAMES	74	171	109	IMPORTS	3 041 812	5 377 559	3 448 362
896 WORKS OF ART, ANTIQUE ETC	20	160	99				
899 MISC MANUFACTURED GOODS NES	22	86	56	034 FISH, FRESH, CHILLED, FROZEN	23 315	6 819	4 479
971 GOLD, NONMONETARY EXCL ORES		250	169	035 FISH, DRIED, SALTED, SMOKED	89	82	51
EXPORTS	56 666	82 591	52 800	036 CRUSTACEANS, MOLLUSCS ETC	128	211	134
017 MEAT, OFFL. PRPD, PRSVD, NES	88	56	35	037 FISH ETC. PREP, PRSVD, NES	4 190	2 986	1 920
037 FISH ETC. PREP, PRSVD, NES	132	164	103	048 CEREAL PREPARATIONS	690	269	165
062 SUGAR CONFECTIONERY	204	128	80	056 VEGETABLES, PRPD, PRSVD, NES	652	469	293
232 SYNTHETIC RUBBER, ETC.	131	56	35	057 FRUIT, NUTS EXCL. OIL NUTS	424	94	61
263 COTTON	609	314	199	058 FRUIT, PRESERVED, PREPARED	1 084	352	222
288 NON-FERROUS WASTE, SCRAP	833	196	129	062 SUGAR CONFECTIONERY	736	322	210
334 PETROLEUM PRODUCTS	2 744	488	309	071 COFFEE, COFFEE SUBSTITUTE	76	122	78
514 NITROGEN-FUNCT. COMPOUNDS	30	81	55	075 SPICES	87	68	45
522 INORGANIC CHEM. ELEMENTS	178	232	141	081 ANIMAL FEED STUFF	332	3 173	2 042
523 METAL, SALTS, INORGAN. ACID	111	47	30	098 EDIBLE PROD. PREPRTNS, NES	5 405	2 008	1 286
533 PIGMENTS, PAINTS, ETC.	26	87	56	112 ALCOHOLIC BEVERAGES	555	245	157
541 MEDICINES, ETC. EXC. GRP542	48	284	187	121 TOBACCO, UNMANUFACTURED	45 733	37 545	23 993
542 MEDICAMENTS	18	98	61	222 OIL SEED (SFT, FIX VEG. OIL)	390	66	41
553 PERFUMERY, COSMETICS, ETC.	570	951	616	232 SYNTHETIC RUBBER, ETC.	.	.	.
554 SOAP, CLEANERS, POLISH, ETC	156	95	60	244 CORK, NATURAL, RAW; WASTE	123	364	231
575 OTH. PLASTIC, PRIMARY FORM	195	156	96	248 WOOD, SIMPLY WORKED	616	245	155
581 PLASTIC TUBE, PIPE, HOSE	13	51	30	263 COTTON	2 294	371	238
582 PLASTIC PLATE, SHEETS, ETC	69	186	119	266 SYNTHETIC FIBRES	20 662	4 222	2 692
597 PREP. ADDITIVES, LIQUIDS	690	171	110	267 OTHER MAN-MADE FIBRES	400	61	41
598 MISC. CHEMICAL PRODS. NES	1 527	332	211	277 NATURAL ABRASIVES, NES	62	40	26
641 PAPER AND PAPERBOARD	181	128	85	278 OTHER CRUDE MINERALS	16 812	804	501
651 TEXTILE YARN	54	202	130	288 NON-FERROUS WASTE, SCRAP	121	851	574
652 COTTON FABRICS, WOVEN	442	1 778	1 143	289 PREC. METAL ORES, CONCRITS	476	656	429
653 FABRICS, MAN-MADE FIBRES	235	715	457	292 CRUDE VEG. MATERIALS, NES	5	1 803	1 126
654 OTH. TEXTILE FABRIC, WOVEN	45	215	135	411 ANIMAL OILS AND FATS	5	78	48
656 TULLE, LACE, EMBROIDRY, ETC	12	53	36	512 ALCOHOL, PHENOL, ETC. DERIV	1 242	796	507
657 SPECIAL YARN, TXTL. FABRIC	151	1 358	872	513 CARBOXYLIC ACIDS, DERIVTS	16 711	3 450	2 208
664 GLASS	43	107	69	514 NITROGEN-FUNCT. COMPOUNDS	58 445	27 615	17 632
665 GLASSWARE	25	149	94	515 ORGANO-INORGANIC COMPNDS	4 492	6 132	3 905
667 PEARLS, PRECIOUS STONES	.	.	.	516 OTHER ORGANIC CHEMICALS	1 340	1 712	1 107
673 FLAT-ROLLED IRON ETC.	1 136	117	78	522 INORGANIC CHEM. ELEMENTS	2 154	645	424
679 TUBES, PIPES, ETC. IRON, STL	179	184	115	523 METAL, SALTS, INORGAN. ACID	7 677	2 655	1 707
684 ALUMINIUM	1 549	291	190	524 OTHER CHEMICAL COMPOUNDS	580	1 467	931
691 METALLIC STRUCTURES NES	109	154	103	531 SYNTH. COLOURS, LAKES, ETC.	4 855	6 398	4 095
692 CONTAINERS, STORAGE, TRNSP	19	79	49	533 PIGMENTS, PAINTS, ETC.	33	114	76
693 WIRE PRODUCTS EXCL. ELECT	74	94	64	541 MEDICINES, ETC. EXC. GRP542	830	6 160	3 957
695 TOOLS	17	272	175	542 MEDICAMENTS	9	1 555	999
699 MANUFACT. BASE METAL, NES	334	381	239	551 ESSENT. OIL, PERFUME, FLAVR	59	92	57
700 CPL IND PLANT (64/85/87)	1 344	2 297	1 481	553 PERFUMERY, COSMETICS, ETC.	193	438	272
713 INTRNL COMBUS PSTDN ENGIN	8	67	43	554 SOAP, CLEANERS, POLISH, ETC	137	111	71
716 ROTATING ELECTRIC PLANT	33	61	37	572 POLYMERS OF STYRENE	61 655	12 708	8 219
722 TRACTORS	33 396	29 139	18 828	574 POLYACETAL, POLYCARBONATE	28 786	7 744	4 380
723 CIVIL ENGINEERING EQUIPT	22	371	229	575 OTH. PLASTIC, PRIMARY FORM	7 731	3 942	2 525
724 TEXTILE, LEATHER MACHINES	145	644	393	579 PLASTIC WASTE, SCRAP ETC	180	47	31
726 PRINTING, BOOKBINDING MACHS	1 172	3 725	2 365	581 PLASTIC TUBE, PIPE, HOSE	471	1 066	679
728 OTH. MACH. PTS, SPCL INDST	31	450	282	582 PLASTIC PLATE, SHEETS, ETC	40 180	22 625	14 627
731 METAL REMOVAL WORK TOOLS	783	5 834	3 699	591 INSECTICIDES, ETC.	480	635	407
733 MACH-TOOLS, METAL-WORKING	116	629	388	592 STARCHES, INULIN, ETC.	154	98	65
735 PARTS, NES, FOR MACH-TOOLS	12	151	97	593 EXPLOSIVES, PYROTECHNICS	525	1 494	977
737 METALWORKING MACHNRY NES	70	383	255	598 MISC. CHEMICAL PRODS. NES	17 502	3 688	2 373
741 HEATING, COOLING EQUIP, PART	77	262	165	611 LEATHER	73	439	281
742 PUMPS FOR LIQUIDS, PARTS	5	90	54	612 MANUFACT. LEATHER ETC. NES	224	621	393
743 PUMPS NES, CENTRIFUGS ETC	83	559	350	613 FURSKINS, TANNED, DRESSED	2	83	52
744 MECHANICAL HANDLING EQUIP	62	188	125	621 MATERIALS OF RUBBER	847	569	366
745 OTH. NONELEC MCH, TOOL, NES	22	172	106	625 RUBBER TYRES, TUBES, ETC.	154 813	93 371	60 465
747 TAPS, COCKS, VALVES, ETC.	21	274	172	629 ARTICLES OF RUBBER, NES	15 023	7 397	4 794
748 TRANSMISSIONS SHAFTS ETC	17	91	57	633 CORK MANUFACTURES	422	427	274
749 NON-ELECT MACH. PARTS, ETC	218	1 038	637	635 WOOD MANUFACTURES, NES	38 757	18 800	12 039
752 AUTOMATC. DATA PROC. EQUIP	2	46	31	641 PAPER AND PAPERBOARD	277	589	373
763 SOUND RECORDER, PHONOGRPH	6	674	424	642 PAPER, PAPERBOARD, CUT ETC	22 887	11 301	7 282
764 TELECOMM. EQUIP. PARTS NES	18	2 572	1 618	651 TEXTILE YARN	48 794	33 550	21 366
771 ELECT POWER MACHNRY, PARTS	76	182	116	652 COTTON FABRICS, WOVEN	20 060	26 609	16 989
772 ELEC. SWITCH, RELAY, CIRCUIT	10	290	183	653 FABRICS, MAN-MADE FIBRES	57 908	118 011	75 773
773 ELECTR. DISTRIBUT. EQPT NES	21	82	51	654 OTH. TEXTILE FABRIC, WOVEN	460	9 157	5 885
774 ELECTRO-MEDCL. XRAY EQUIP	38	1 136	718	655 KNIT, CROCHET, FABRIC NES	4 765	8 908	5 765
776 TRANSISTORS, VALVES, ETC.	15	426	272	656 TULLE, LACE, EMBROIDRY, ETC	7 864	2 339	1 487
778 ELECTRIC MACH. APPART. NES	74	611	389	657 SPECIAL YARN, TXTL. FABRIC	7 214	5 419	3 494
781 PASS. MOTOR VEHCLS. EX. BUS	1 369	7 151	4 547	658 TEXTILE ARTICLES NES	197	14 528	9 142
782 GOODS, SPCL TRANSPORT VEH	370	275	180	659 FLOOR COVERINGS, ETC.	49	49	31
784 PARTS, TRACTORS, MOTOR VEH	293	1 776	1 128	662 CLAY, REFRCT. CONSTR. MATRL	3 508	437	283
800 CPL IND PLANT CHAP 90/94	39	109	69	663 MINERAL MANUFACTURES, NES	2 997	26 967	17 302
813 LIGHTING FIXTURES ETC. NES	10	195	123	664 GLASS	936	1 105	713
821 FURNITURE, CUSHIONS, ETC.	15	76	53	665 GLASSWARE	1 340	1 590	1 018
831 TRUNK, SUITCASES, BAG, ETC	5	93	62	666 POTTERY	18 019	8 300	5 256
871 OPTICAL INSTRUMENTS, NES	4	126	79	667 PEARLS, PRECIOUS STONES	.	.	.
872 MEDICAL INSTRUMENTS NES	25	492	326	673 FLAT-ROLLED IRON ETC.	347 836	24 695	15 421
874 MEASURE, CONTROL INSTRMNT	158	2 131	1 340	674 FLAT-ROLLED PLATED IRON	90 232	7 678	4 799
881 PHOTOGRAPH APPAR. ETC. NES	18	1 098	732	675 FLAT-ROLLED, ALLOY STEEL	65 834	14 721	9 434
882 PHOTO. CINEMATOGRPH. SUPPL	1 259	1 078	686	676 IRON, STL, BAR, SHAPES ETC.	52 860	17 165	10 771
884 OPTICAL GOODS NES		64	41	678 WIRE OF IRON OR STEEL	4 870	3 098	2 010
885 WATCHES AND CLOCKS		153	99	679 TUBES, PIPES, ETC. IRON, STL	9 468	5 224	3 299
891 ARMS AND AMMUNITION	210	368	232	682 COPPER	1 654	1 923	1 221
892 PRINTED MATTER	68	331	214	684 ALUMINIUM	214	144	89
893 ARTICLES, NES, OF PLASTICS	117	141	89	685 LEAD	58	92	59
894 BABY CARRIAGE, TOYS, GAMES	9	84	56	689 MISC. NON-FERR. BASE METAL	335	242	166
898 MUSICAL INSTRUMENTS, ETC.	120	1 033	657	691 METALLIC STRUCTURES NES	239	335	213
899 MISC MANUFACTURED GOODS NES	36	305	193	692 CONTAINERS, STORAGE, TRNSP	992	330	206
961 COIN NONGOLD NONCURRENT	2	62	39	693 WIRE PRODUCTS EXCL. ELECT	22 027	13 119	8 394
				694 NAILS, SCREWS, NUTS, ETC.	11 278	4 013	2 573
				695 TOOLS	5 573	11 631	7 487
				696 CUTLERY	41 068	92 023	58 751
				697 HOUSEHOLD EQUIPMENT, NES	71 771	94 738	60 702



## 7 IMPORTS AND EXPORTS (SPECIAL TRADE) BY COUNTRIES OF PRODUCTION AND CONSUMPTION AND BY GROUPS OF THE SITC-REV. III 1992

GROUP DESCRIPTION	DT = 100 KG	1 000 DM	1 000 \$	GROUP DESCRIPTION	DT = 100 KG	1 000 DM	1 000 \$
699 MANUFACTS.BASE METAL,NES	16 056	13 020	8 350	232 SYNTHETIC RUBBER, ETC.	9 423	3 340	2 138
711 STEAM GENER. BOILERS, ETC.	56	86	54	247 WOOD ROUGH, ROUGH SQUARED	1 819	113	68
713 INTRNL COMBUS PSTN ENGIN	48 040	71 654	45 826	248 WOOD, SIMPLY WORKED	533	168	108
714 ENGINES, MOTORS NON-ELECT	6	926	591	251 PULP AND WASTE PAPER	236 251	2 034	1 327
716 ROTATING ELECTRIC PLANT	3 032	6 458	4 152	266 SYNTHETIC FIBRES	7 154	2 292	1 472
718 OTH. POWR. GENRTNG. MACHNRY	326	296	192	268 WOOL, OTHER ANIMAL HAIR	10 547	12 812	8 158
721 AGRIC. MACHINES, EX. TRACTR	72	146	92	272 FERTILIZERS, CRUDE	39 196	1 898	1 229
723 CIVIL ENGINEERING EQUIPT	18 672	12 036	7 862	273 STONE, SAND AND GRAVEL	5 967	456	306
724 TEXTILE, LEATHER MACHINES	365	2 769	1 765	277 NATURAL ABRASIVES, NES	1	1 801	1 150
726 PRINTNG, BOOKBINDNG MACHS	8	547	345	278 OTHER CRUDE MINERALS	24 424	1 925	1 242
727 FOOD-PROCESS. MCH. NON DOM	59	78	51	282 FERROUS WASTE AND SCRAP	59 443	7 300	4 628
728 OTH. MACH. PTS, SPCL INDUST	772	995	642	285 ALUMINIUM ORE, CONCTR, ETC	774	137	88
731 METAL REMOVAL WORK TOOLS	2 460	4 894	3 121	288 NON-FERROUS WASTE, SCRAP	28 710	8 165	5 249
735 PARTS, NES, FOR MACH-TOOLS	176	5 652	3 794	291 CRUDE ANIMAL MATERLS, NES	1 712	5 255	3 346
737 METALWORKING MACHNRY NES	141	510	324	292 CRUDE VEG. MATERIALS, NES	1 122	3 440	2 235
741 HEATING, COOLNG EQUIP, PART	2 526	3 536	2 307	322 BRIQUETTES, LIGNITE, PEAT	28 471	516	338
742 PUMPS FOR LIQUIDS, PARTS	1 592	2 603	1 671	334 PETROLEUM PRODUCTS	5 458	1 350	874
743 PUMPS NES, CENTRIFUGS ETC	11 198	22 164	14 223	335 RESIDUAL PETROL. PRODUCTS	37 152	3 282	2 099
744 MECHANICAL HANDLING EQUIP	15 333	18 495	11 842	422 FIXED VEG. FAT, OILS, OTHER	243	226	146
745 OTH. NONELEC MCH, TOOL, NES	228	515	324	431 ANIMAL, VEG. FATS, OILS, NES	9 011	2 213	1 406
746 BALL OR ROLLER BEARINGS	7 162	21 781	13 688	511 HYDROCARBONS, NES, DERIVTS	24 598	2 600	1 649
747 TAPS, COCKS, VALVES, ETC.	1 339	2 377	1 515	512 ALCOHOL, PHENOL, ETC. DERIV	86 999	16 917	10 794
748 TRANSMISSIONS SHAFTS ETC	1 831	1 032	672	513 CARBOXYLIC ACIDS, DERIVTS	169 020	29 031	18 652
749 NON-ELECT MACH. PARTS, ETC	183	788	495	514 NITROGEN-FUNCT. COMPOUNDS	102 230	56 041	35 816
751 OFFICE MACHINES	9 678	26 870	17 271	515 ORGANO-INORGANIC COMPNDS	31 360	68 377	43 799
752 AUTOMATC. DATA PROC. EQUIP	114 074	410 676	261 702	516 OTHER ORGANIC CHEMICALS	60 240	18 267	11 685
759 PARTS, FOR OFFICE MACHINS	3 693	27 396	17 479	522 INORGANIC CHEM. ELEMENTS	83 907	22 423	14 384
761 TELEVISION RECEIVERS ETC	108 925	260 358	166 989	523 METAL. SALTS, INORGAN. ACID	182 528	20 305	12 968
762 RADIO-BROADCAST RECEIVER	50 134	150 139	96 188	524 OTHER CHEMICAL COMPOUNDS	6 082	7 808	4 995
763 SOUND RECORDER, PHONOGRPH	29 600	123 270	78 392	525 RADIO-ACTIVE MATERIALS	2	654	406
764 TELECOMM. EQUIP. PARTS NES	67 576	257 854	164 577	531 SYNTH. COLOURS, LAKES, ETC.	20 609	85 834	55 154
771 ELECT POWER MACHNRY. PARTS	1 825	5 968	3 823	532 DYEING, TANNING MATERIALS	71 884	16 150	10 288
772 ELEC. SWITCH, RELAY, CIRCUIT	3 945	23 030	14 740	533 PIGMENTS, PAINTS, ETC.	37 813	27 712	17 822
773 ELECTRO-DISTRIB. EQPT NES	1 430	3 311	2 113	541 MEDICINES, ETC. EXC. GRP542	2 624	36 460	23 392
774 ELECTRO-MEDCL. XRAY EQUIP	70	1 439	903	542 MEDICAMENTS	2 531	22 684	14 603
775 DOM. ELEC. NON-ELEC. EQUIPT	74 734	83 210	52 831	551 ESSNTL. OIL, PERFUME, FLAVR	4 895	13 000	8 400
776 TRANSISTORS, VALVES, ETC.	4 033	348 005	223 137	553 PERFUMERY, COSMETICS, ETC.	1 460	5 603	3 608
778 ELECTRIC MACH. APPART. NES	71 554	426 588	273 172	554 SOAP, CLEANERS, POLISH, ETC	63 003	23 552	15 049
781 PASS. MOTOR VEHCLS. EX. BUS	326 692	375 791	242 095	562 FERTILIZER, EXCEPT GRP272	2 642	491	317
784 PARTS, TRACTORS, MOTOR VEH	5 276	5 029	3 301	571 POLYMERS OF ETHYLENE	26 530	5 949	3 790
785 CYCLES, MOTORCYCLES ETC.	3 356	5 594	3 649	572 POLYMERS OF STYRENE	5 701	1 388	902
786 TRAILERS, SEMI-TRAILER, ETC	7 564	354	225	573 POLYMERS, VINYL CHLORIDE	35 898	14 481	9 315
792 AIRCRAFT, ASSOC'D. EQUIPNT	51	1 163	737	574 POLYACETAL, POLYCARBONATE	22 633	9 491	6 070
793 SHIP, BOAT, FLOAT, STRUCTRS	235	498	323	575 OTH. PLASTIC, PRIMARY FORM	191 541	104 325	67 044
813 LIGHTING FIXTURES ETC. NES	1 886	2 913	1 869	579 PLASTIC WASTE, SCRAP ETC	3 584	207	131
821 FURNITURE, CUSHIONS, ETC.	2 340	2 551	1 615	581 PLASTIC TUBE, PIPE, HOSE	733	1 796	1 166
831 TRUNK, SUITCASES, BAG, ETC	37 407	99 638	63 385	582 PLASTIC PLATE, SHEETS, ETC	39 164	37 909	24 413
841 MENS, BOYS CLOTHING, X-KNIT	44 092	221 627	142 798	583 MONOFILAMENT OF PLASTICS	733	667	425
842 WOMEN, GIRL CLOTHING, XKNIT	12 845	88 584	56 961	591 INSECTICIDES, ETC.	9 735	10 407	6 584
843 MENS, BOYS CLOTHING, KNIT	3 495	12 646	8 047	592 STARCHES, INULIN, ETC.	29 701	14 670	9 426
844 WOMEN, GIRLS CLOTHING, KNIT	4 804	18 543	12 333	593 EXPLOSIVES, PYROTECHNICS	74	71	43
845 OTHR. TEXTILE APPAREL, NES	52 636	192 433	125 599	597 PREPRD ADDITIVES, LIQUIDS	84 377	27 928	17 969
846 CLOTHING ACCESSRS, FABRIC	30 993	118 316	76 199	598 MISC. CHEMICAL PRDCTS. NES	126 470	85 979	55 494
848 CLOTHING, NONXTL; HEADGEAR	33 679	313 540	201 715	600 CPL IND PLANT CHAP 69-76	17 742	12 277	7 693
851 FOOTWEAR	71 780	246 684	158 235	611 LEATHER	15 292	6 818	4 376
871 OPTICAL INSTRUMENTS, NES	808	9 353	6 012	613 FURSKINS, TANNED, DRESSED	1 994	962	608
872 MEDICAL INSTRUMENTS NES	3 321	9 251	5 852	621 MATERIALS OF RUBBER	2 881	4 243	2 733
873 METERS, COUNTERS, NES	12	150	94	625 RUBBER TYRES, TUBES, ETC.	7 018	4 443	2 878
874 MEASURE, CONTROL INSTRMNT	4 273	23 593	15 057	629 ARTICLES OF RUBBER, NES	1 483	7 892	5 060
881 PHOTOGRAPH APPAR. ETC. NES	1 324	27 877	17 926	634 VENEERS, PLYWOOD, ETC.	3 957	1 565	991
882 PHOTO. CINEMATOPH. SUPPL	572	3 510	2 310	635 WOOD MANUFACTURES, NES	1 554	772	508
883 CINE. FILM EXPOS. DEVELPD	1	129	82	641 PAPER AND PAPERBOARD	51 642	15 339	9 890
884 OPTICAL GOODS NES	1 515	34 919	22 294	642 PAPER, PAPERBOARD, CUT ETC	19 376	6 763	4 367
885 WATCHES AND CLOCKS	1 543	14 587	9 426	651 TEXTILE YARN	8 298	8 998	5 784
891 ARMS AND AMMUNITION	13	204	134	652 COTTON FABRICS, WOVEN	853	4 759	3 011
892 PRINTED MATTER	3 341	4 610	2 945	653 FABRICS, MAN-MADE FIBRES	2 921	12 819	8 268
893 ARTICLES, NES, OF PLASTICS	40 735	22 874	14 513	654 OTH. TEXTILE FABRIC, WOVEN	9 923	15 158	9 701
894 BABY CARRIAGE, TOYS, GAMES	39 926	108 318	69 410	655 KNIT, CROCHET, FABRIC NES	226	872	562
895 OFFICE, STATIONERY SUPPLS	2 466	3 197	2 075	656 TULLE, LACE, EMBROIDRY, ETC	51	383	243
896 WORKS OF ART, ANTIQUE ETC	14	74	50	657 SPECIAL YARN, TXTL. FABRIC	5 032	16 064	10 336
897 GOLD, SILVERWARE, JEWEL NES	7 734	30 268	19 379	658 TEXTILE ARTICLES NES	675	1 320	848
898 MUSICAL INSTRUMENTS, ETC.	44 849	77 410	49 523	659 FLOOR COVERINGS, ETC.	65	89	56
899 MISC MANUFCTRD GOODS NES	12 286	51 996	33 290	661 LIME, CEMENT, CONSTR. MATRL	292	143	89
961 COIN NONGOLD NONCURRENT		77	47	662 CLAY, REFRCT. CONSTR. MATRL	113 799	16 897	10 793
EXPORTS	4 331 831	4 814 195	3 085 237	663 MINERAL MANUFACTURES, NES	24 173	18 378	11 775
001 LIVE ANIMALS	31	702	442	664 GLASS	20 794	6 928	4 465
022 MILK AND CREAM	2 000	584	375	665 GLASSWARE	2 985	3 766	2 431
025 EGGS, BIRDS, YOLKS, ALBUMIN	7 951	1 285	807	666 POTTERY	294	1 158	741
034 FISH, FRESH, CHILLED, FROZN	11	49	30	667 PEARLS, PRECIOUS STONES			
045 OTHER CEREALS, UNMILLED	272 506	3 075	1 895	671 PIG IRON, SPIEGELEISN, ETC	2 931	807	511
048 CEREAL PREPARATIONS	32 433	1 668	1 131	672 INGOTS ETC. IRON OR STEEL	515	120	75
054 VEGETABLES	1 291	1 528	954	673 FLAT-ROLLED IRON ETC.	239 864	15 502	9 714
056 VEGETABLES, PRPD, PRSVD, NES	100	141	94	674 FLAT-ROLLED PLATED IRON	6 769	1 787	1 125
059 FRUIT, VEGETABLE JUICES	721	314	204	675 FLAT-ROLLED, ALLOY STEEL	106 699	15 752	10 961
061 SUGARS, MOLASSES, HONEY	6 130	973	645	676 IRON, STL. BAR, SHAPES ETC.	64 463	8 344	5 352
062 SUGAR CONFECTIONERY	4 920	2 580	1 679	677 RAILWAY TRACK IRON, STEEL	1 795	274	182
071 COFFEE, COFFEE SUBSTITUTE	1 344	1 951	1 253	678 WIRE OF IRON OR STEEL	2 370	2 704	1 723
072 COCOA	2 636	1 213	797	679 TUBES, PIPES, ETC. IRON, STL	46 633	17 868	11 412
073 CHOCOLATE, OTH. COCOA PREP	582	648	418	681 SILVER, PLATINUM, ETC.	18	5 561	3 580
081 ANIMAL FEED STUFF	4 747	2 538	1 630	682 COPPER	12 461	14 784	9 373
098 EDIBLE PROD. PREPRNTS, NES	2 864	2 618	1 656	683 NICKEL	1 536	4 149	2 658
111 NON-ALCOHOL. BEVERAGE, NES	16 995	2 529	1 620	684 ALUMINIUM	96 998	50 273	31 918
112 ALCOHOLIC BEVERAGES	4 574	1 810	1 187	685 LEAD	800	116	79
122 TOBACCO, MANUFACTURED	1 132	1 762	1 181	686 ZINC	180	208	131
211 HIDES, SKINS (EX. FURS), RAW	1 854	485	303	689 MISC. NON-FERR. BASE METAL	142	1 508	967
212 FURSKINS, RAW	29	496	332	691 METALLIC STRUCTURES NES	18 945	26 458	17 082
222 OILSEED (SFT. FIX VEG. OIL)	411	86	54	692 CONTAINERS, STORAGE, TRNSP	2 886	3 863	2 385
				693 WIRE PRODUCTS EXCL. ELECT	1 827	2 824	1 820
				694 NAILS, SCREWS, NUTS, ETC.	620	2 558	1 638



## 7 IMPORTS AND EXPORTS (SPECIAL TRADE) BY COUNTRIES OF PRODUCTION AND CONSUMPTION AND BY GROUPS OF THE SITC-REV. III 1992

GROUP DESCRIPTION	DT = 100 KG	1 000 DM	1 000 \$	GROUP DESCRIPTION	DT = 100 KG	1 000 DM	1 000 \$
695 TOOLS	7 608	32 946	21 172	037 FISH ETC. PREPD, PRSVD, NES	2 907	3 194	2 028
696 CUTLERY	251	2 296	1 490	046 MEAL, FLOUR OF WHEAT, MSLN	162	50	32
697 HOUSEHOLD EQUIPMENT, NES	7 967	16 780	10 804	048 CEREAL PREPARATIONS	2 805	2 932	1 869
699 MANUFACT. BASE METAL, NES	28 158	48 822	31 426	054 VEGETABLES	368	582	365
700 CPL IND PLANT (84/85/87)	20 762	63 893	40 043	056 VEGETABLES, PRPD, PRSVD, NES	1 160	1 523	971
711 STEAM GENER. BOILERS, ETC.	1 137	5 948	3 908	057 FRUIT, NUTS EXCL. OIL NUTS	1 704	634	401
712 STEAM TURBINES	1 415	9 056	5 723	058 FRUIT, PRESERVED, PREPARED	743	485	306
713 INTRNL COMBUS PSTN ENGIN	31 864	132 044	85 458	059 FRUIT, VEGETABLE JUICES	136	124	80
714 ENGINES, MOTORS NON-ELECT	93	5 247	3 430	061 SUGARS, MOLASSES, HONEY	2 810	612	384
716 ROTATING ELECTRIC PLANT	8 704	29 039	18 844	062 SUGAR CONFECTIONERY	584	717	465
718 OTH. POWR. GENRTNG. MACHNRY	3 975	23 543	15 433	071 COFFEE, COFFEE SUBSTITUTE	13 020	18 004	11 769
721 AGRIC. MACHINES, EX. TRACTR	20 667	17 682	11 356	074 TEA AND MATE	354	625	400
722 TRACTORS	2 194	6 623	4 192	075 SPICES	117	189	117
723 CIVIL ENGINEERING EQUIPT	41 543	89 908	57 529	081 ANIMAL FEED STUFF	580	3 040	1 958
724 TEXTILE, LEATHER MACHINES	71 151	263 870	169 662	098 EDIBLE PROD. PREPRTNS, NES	11 878	7 992	5 089
725 PAPER, PULP MILL MACHINES	11 289	53 006	33 415	111 NON-ALCOHOL. BEVERAGE, NES	1 316	325	204
726 PRINTNG, BOOKBINDNG MACHS	10 952	45 842	29 409	112 ALCOHOLIC BEVERAGES	21 322	10 802	6 867
727 FOOD-PROCESS, MCH. NON DOM	4 212	24 982	15 891	211 HIDES, SKINS (EX. FURS), RAW	220	70	45
728 OTH. MACH. PTS, SPCL INDUSTR	73 289	263 398	166 584	222 OILSEED (SFT. FIX VEG. OIL)	536	105	67
731 METAL REMOVAL WORK TOOLS	36 750	141 184	91 082	223 OILSEED (OTH. FIX. VEG. OIL)	257	117	76
733 MACH-TOOLS, METAL-WORKING	14 096	49 016	31 375	232 SYNTHETIC RUBBER, ETC.	90 878	29 075	18 654
735 PARTS, NES, FOR MACH-TOOLS	1 883	18 068	11 468	247 WOOD ROUGH, ROUGH SQUARED	22 543	10 732	6 738
737 METALWORKING MACHNRY NES	24 685	69 624	43 522	248 WOOD, SIMPLY WORKED	2 624	1 223	758
741 HEATING, COOLNG EQUIP, PART	28 616	105 441	67 568	251 PULP AND WASTE PAPER	2 082	870	573
742 PUMPS FOR LIQUIDS, PARTS	34 244	120 515	77 690	261 SILK	1 868	5 301	3 732
743 PUMPS NES, CENTRIFUGS ETC	21 373	98 504	63 037	263 COTTON	23 072	3 906	2 500
744 MECHANICAL HANDLING EQUIP	59 791	120 358	76 521	265 VEGETABLE TEXTILE FIBRES	347	66	41
745 OTH. NONELEC MCH. TOOL, NES	17 209	107 688	69 514	266 SYNTHETIC FIBRES	56 251	41 063	26 234
746 BALL OR ROLLER BEARINGS	18 440	37 500	24 111	267 OTHER MAN-MADE FIBRES	8 990	3 172	1 975
747 TAPS, COCKS, VALVES, ETC.	9 516	47 642	30 418	268 WOOL, OTHER ANIMAL HAIR	512	610	393
748 TRANSMISSIONS SHAFTS ETC	26 743	60 078	38 857	269 WORN CLOTHING, TEXTL. ARTL	501	136	87
749 NON-ELECT MACH. PARTS, ETC	5 768	18 385	11 785	273 STONE, SAND AND GRAVEL	153	70	43
751 OFFICE MACHINES	325	3 293	2 100	277 NATURAL ABRASIVES, NES	495	285	187
752 AUTOMATC. DATA PROC. EQUIP	564	15 027	9 640	278 OTHER CRUDE MINERALS	100 332	11 731	7 518
759 PARTS, FOR OFFICE MACHINS	335	7 060	4 550	285 ALUMINIUM ORE, CONCTR. ETC	4 049	3 907	2 530
761 TELEVISION RECEIVERS ETC	166	599	375	288 NON-FERROUS WASTE, SCRAP	12 256	9 242	5 904
762 RADIO-BROADCAST RECEIVER	22	731	466	289 PREC. METAL ORES, CONCTRTS	75	4 325	2 747
763 SOUND RECORDER, PHONOGRPH	104	776	487	291 CRUDE ANIMAL MATERIALS, NES	543	1 441	902
764 TELECOMM. EQUIP, PARTS NES	966	24 931	16 282	292 CRUDE VEG. MATERIALS, NES	1 814	9 155	5 909
771 ELECT POWER MACHNRY PARTS	1 663	10 221	6 564	325 COKE, SEMI-COKE, RET. CARBN	1 517 080	25 159	16 156
772 ELEC. SWITCH, RELAY, CIRCUIT	6 835	82 139	52 802	334 PETROLEUM PRODUCTS	220 998	9 113	5 568
773 ELECTR DISTRIBT. EQPT NES	4 734	10 749	6 881	335 RESIDUAL PETROL. PRODUCTS	68 922	5 642	3 606
774 ELECTRO-MEDCL. XRAY EQUIP	611	13 389	8 687	411 ANIMAL OILS AND FATS	23 542	3 713	2 309
775 DOM. ELEC. NON-ELEC. EQUIPT	10 819	17 096	10 883	421 FIXED VEG. FAT, OILS, SOFT	63	76	45
776 TRANSISTORS, VALVES, ETC.	8 377	115 476	74 260	422 FIXED VEG. FAT, OILS, OTHER	294	472	302
778 ELECTRIC. MACH. APPART. NES	24 074	65 609	42 455	431 ANIMAL, VEG. FATS, OILS, NES	31	52	31
781 PASS. MOTOR VEHCLS. EX. BUS	4 838	19 537	12 508	511 HYDROCARBONS, NES, DERIVTS	129 757	27 548	17 731
782 GOODS, SPCL TRANSPORT VEH	25 812	41 035	25 983	512 ALCOHOL, PHENOL, ETC. DERIV	54 470	41 802	26 776
784 PARTS, TRACTORS, MOTOR VEH	49 840	98 357	62 808	513 CARBOXYLIC ACIDS, DERIVTS	146 078	63 296	40 485
785 CYCLES, MOTORCYCLES ETC.	57	281	184	514 NITROGEN-FUNCT. COMPOUNDS	116 670	158 397	101 817
786 TRAILERS, SEMI-TRAILER, ETC	2 271	5 399	3 416	515 ORGANO-INORGANIC COMPNDS	95 480	275 445	175 983
791 RAILWAY VEHICLES. EQUIPNT	12 735	70 779	46 105	516 OTHER ORGANIC CHEMICALS	90 865	68 956	44 469
792 AIRCRAFT, ASSCOTD. EQUIPNT	55	2 300	1 474	522 INORGANIC CHEM. ELEMENTS	93 482	37 872	24 229
793 SHIP, BOAT, FLOAT, STRUCTRS	104 263	23 612	16 280	523 METAL. SALTS, INORGAN. ACID	30 891	10 172	6 558
800 CPL IND PLANT CHAP 90/94	96	2 905	1 785	524 OTHER CHEMICAL COMPOUNDS	3 346	6 198	3 943
811 PREFABRICATED BUILDINGS	788	370	228	525 RADIO-ACTIVE MATERIALS	653	8 987	5 741
812 PLUMBNG, SANITRY, EQPT, ETC	1 047	1 758	1 101	531 SYNTH. COLOURS, LAKES, ETC.	37 116	66 533	42 948
813 LIGHTING FIXTURES ETC. NES	1 036	3 959	2 505	532 DYEING, TANNING MATERIALS	214	1 802	1 174
821 FURNITURE, CUSHIONS, ETC.	6 599	8 633	5 539	533 PIGMENTS, PAINTS, ETC.	18 826	31 472	20 258
831 TRUNK, SUITCASES, BAG, ETC	127	2 483	1 597	541 MEDICINES, ETC. EXC. GRP542	26 995	146 551	94 074
841 MENS, BOYS CLOTHING, X-KNIT	13	859	532	542 MEDICAMENTS	572	34 506	22 217
842 WOMEN, GIRL CLOTHING, XKNIT	86	5 472	3 557	551 ESSNTL. OIL, PERFUME, FLAVR	446	1 089	688
844 WOMEN, GIRLS CLOTHING. KNIT	6	395	258	553 PERFUMERY, COSMETICS, ETC.	3 629	17 661	11 363
845 OTHR. TEXTILE APPAREL, NES	72	1 440	941	554 SOAP, CLEANERS, POLISH, ETC	7 317	6 356	4 056
846 CLOTHING ACCESSRS, FABRIC	48	764	485	562 FERTILIZER, EXCEPT GRP272	7 522	1 359	853
848 CLOTHING, NONXTL. HEADGEAR	71	923	603	571 POLYMERS OF ETHYLENE	47 617	21 061	13 475
851 FOOTWEAR	404	3 366	2 200	572 POLYMERS OF STYRENE	6 320	3 092	1 976
871 OPTICAL INSTRUMENTS, NES	171	7 385	4 728	573 POLYMERS, VINYL CHLORIDE	10 615	21 969	14 157
872 MEDICAL INSTRUMENTS NES	969	21 505	13 804	574 POLYACETAL, POLYCARBONATE	108 490	70 493	45 484
873 METERS, COUNTERS, NES	1 469	10 501	6 735	575 OTH. PLASTIC, PRIMARY FORM	188 553	121 229	77 778
874 MEASURE, CONTROL INSTRMNT	9 873	171 132	110 130	579 PLASTIC WASTE, SCRAP ETC	38	47	30
881 PHOTOGRAPH APPAR. ETC. NES	823	10 368	6 674	581 PLASTIC TUBE, PIPE, HOSE	4 925	21 547	13 796
882 PHOTO. CINEMATOGRPH. SUPPL	4 990	6 433	4 124	582 PLASTIC PLATE, SHEETS, ETC	248 996	262 741	168 278
883 CINE. FILM EXPOSD. DEVELPD	2	54	35	583 MONOFILAMENT OF PLASTICS	678	2 529	1 624
884 OPTICAL GOODS NES	74	6 242	3 989	591 INSECTICIDES, ETC.	2 250	8 433	5 291
885 WATCHES AND CLOCKS	449	5 401	3 463	592 STARCHES, INULIN, ETC.	2 418	8 934	5 718
891 ARMS AND AMMUNITION	395	1 904	1 238	593 EXPLOSIVES, PYROTECHNICS	114	397	250
892 PRINTED MATTER	2 031	6 403	4 082	597 PREPRED ADDITIVES, LIQUIDS	2 851	7 111	4 566
893 ARTICLES, NES, OF PLASTICS	14 130	18 531	11 949	598 MISC. CHEMICAL PRODTS. NES	73 900	150 305	96 282
894 BABY CARRIAGE, TOYS, GAMES	13 242	25 533	16 478	611 LEATHER	2 273	9 656	6 177
895 OFFICE, STATIONERY SUPPLS	1 889	11 920	7 638	612 MANUFACT. LEATHER ETC. NES	143	732	462
896 WORKS OF ART, ANTIQUE ETC	2	108	68	621 MATERIALS OF RUBBER	8 122	36 442	23 328
897 GOLD, SILVERWARE, JEWEL NES	41	2 285	1 447	625 RUBBER TYRES, TUBES, ETC.	591 584	427 293	272 464
898 MUSICAL INSTRUMENTS, ETC.	2 679	15 085	9 645	629 ARTICLES OF RUBBER, NES	15 436	83 643	53 730
899 MISC MANUFACTRD GOODS NES	656	8 088	5 172	633 CORK MANUFACTURES	81	165	107
941 COMPL IND PLANT CHAPT 99	204	882	539	634 VENEERS, PLYWOOD, ETC.	1 385	997	632
971 GOLD, NONMONTY EXCL ORES	2	4 207	2 604	635 WOOD MANUFACTURES, NES	1 790	3 079	2 001
JAPAN				641 PAPER AND PAPERBOARD	39 914	38 201	24 570
IMPORTS	16 299 220	38 038 244	24 366 078	642 PAPER, PAPERBOARD, CUT ETC	17 884	33 739	21 559
001 LIVE ANIMALS		80	50	651 TEXTILE YARN	45 973	54 423	35 109
017 MEAT, OFFL. PRPD, PRSVD, NES	156	200	129	652 COTTON FABRICS, WOVEN	2 568	6 556	4 190
022 MILK AND CREAM	435	148	101	653 FABRICS, MAN-MADE FIBRES	35 434	184 746	118 526
024 CHEESE AND CURD	189	65	45	654 OTH. TEXTILE FABRIC, WOVEN	731	3 626	2 325
034 FISH, FRESH, CHILLED, FROZN	7 007	7 068	4 508	655 KNIT, CROCHET, FABRIC NES	1 653	5 174	3 350
035 FISH, DRIED, SALTED, SMOKED	90	315	196	656 TULLE, LACE, EMBROIDRY, ETC	2 930	6 408	4 114
036 CRUSTACEANS, MOLLUSCS ETC	333	822	526	657 SPECIAL YARN, TXTL. FABRIC	40 117	86 477	55 409
				658 TEXTILE ARTICLES NES	1 716	7 967	5 137
				659 FLOOR COVERINGS, ETC.	263	507	321
				661 LIME, CEMENT, CONSTR. MATRL	4 115	510	322



## 7 IMPORTS AND EXPORTS (SPECIAL TRADE) BY COUNTRIES OF PRODUCTION AND CONSUMPTION AND BY GROUPS OF THE SITC-REV. III 1992

GROUP DESCRIPTION	DT = 100 KG	1 000 DM	1 000 \$	GROUP DESCRIPTION	DT = 100 KG	1 000 DM	1 000 \$
662 CLAY, REFRCT. CONSTR. MATRL	17 414	6 279	4 020	884 OPTICAL GOODS NES	6 836	318 452	204 242
663 MINERAL MANUFACTURES, NES	18 952	102 226	65 744	885 WATCHES AND CLOCKS	4 641	156 343	100 103
664 GLASS	91 851	67 851	43 607	891 ARMS AND AMMUNITION	207	1 967	1 246
665 GLASSWARE	2 992	10 655	6 801	892 PRINTED MATTER	24 762	64 013	40 978
666 POTTERY	18 290	32 323	20 815	893 ARTICLES, NES, OF PLASTICS	20 610	77 544	49 660
667 PEARLS, PRECIOUS STONES	-	-	-	894 BABY CARRIAGE, TOYS, GAMES	73 828	693 371	450 101
671 PIG IRON, SPIEGELEISN, ETC	6 296	2 068	1 329	895 OFFICE, STATIONERY SUPPLS	23 810	139 649	89 616
672 INGOTS ETC. IRON OR STEEL	440	107	65	896 WORKS OF ART, ANTIQUE ETC	78	4 734	2 930
673 FLAT-ROLLED IRON ETC.	14 200	4 870	3 145	897 GOLD, SILVERWARE, JEWEL NES	146	13 594	8 723
674 FLAT-ROLLED PLATED IRON	144 133	17 871	11 569	898 MUSICAL INSTRUMENTS, ETC.	190 595	679 919	436 882
675 FLAT-ROLLED, ALLOY STEEL	162 987	57 392	37 069	899 MISC MANUFACTD GOODS NES	28 333	83 900	53 796
676 IRON, STL. BAR, SHAPES ETC.	93 827	28 572	18 443	961 COIN, NONGOLD NONCURRENT	4	584	383
678 WIRE OF IRON OR STEEL	30 411	16 658	10 758	971 GOLD, NONMONTRY EXCL ORES	-	1 158	742
679 TUBES, PIPES, ETC. IRON, STL	31 452	36 534	23 440				
681 SILVER, PLATINUM, ETC.	2	5 063	3 252	EXPORTS	10 763 994	14 700 683	9 423 855
682 COPPER	5 281	7 816	5 006	001 LIVE ANIMALS	118	827	523
683 NICKEL	119	497	320	011 BOVINE MEAT	80	97	59
684 ALUMINIUM	27 225	15 002	9 615	012 OTHER MEAT, MEAT OFFAL	373	137	87
685 LEAD	39	59	37	017 MEAT, OFFL, PRPD, PRSVD, NES	946	993	640
687 TIN	9	56	35	022 MILK AND CREAM	10 894	5 169	3 211
689 MISC. NON-FERR. BASE METAL	12 576	23 291	14 852	024 CHEESE AND CURD	56 842	21 376	13 806
691 METALLIC STRUCTURES NES	1 454	3 048	1 959	025 EGGS, BIRDS, YOLKS, ALBUMIN	10 350	8 499	5 516
692 CONTAINERS, STORAGE, TRNSP	292	681	430	034 FISH, FRESH, CHILLED, FROZEN	25 143	6 319	4 037
693 WIRE PRODUCTS EXCL. ELECT	7 575	8 014	5 093	037 FISH ETC. PREPD, PRSVD, NES	182	1 755	1 119
694 NAILS, SCREWS, NUTS, ETC.	50 088	54 478	34 886	045 OTHER CEREALS, UNMILLED	1 073 602	12 543	8 324
695 TOOLS	21 250	163 215	104 592	048 CEREAL PREPARATIONS	952 206	52 121	33 248
696 CUTLERY	21 320	69 460	44 569	054 VEGETABLES	45 319	56 115	34 907
697 HOUSEHOLD EQUIPMENT, NES	3 620	7 536	4 823	056 VEGETABLES, PRPD, PRSVD, NES	4 246	1 284	811
699 MANUFACT. BASE METAL, NES	47 094	87 343	56 145	057 FRUIT, NUTS EXCL. OIL NUTS	917	728	460
711 STEAM GENER. BOILERS, ETC.	141	559	351	058 FRUIT, PRESERVED, PREPARED	371	301	193
712 STEAM TURBINES	63	304	157	059 FRUIT, VEGETABLE JUICES	7 683	6 807	4 342
713 INTRNL COMBUS PSTN ENGIN	108 653	241 577	154 760	061 SUGARS, MOLASSES, HONEY	109 528	16 171	10 538
714 ENGINES, MOTORS NON-ELECT	1 502	28 325	18 363	062 SUGAR CONFECTIONERY	2 775	2 576	1 689
716 ROTATING ELECTRIC PLANT	22 887	99 253	63 761	071 COFFEE, COFFEE SUBSTITUTE	8 351	11 975	7 777
718 OTH. POWR. GENRTNG. MACHNRY	2 269	10 246	6 586	072 COCOA	36 984	20 729	12 968
721 AGRIC. MACHINES, EX. TRACTR	20 205	34 416	21 829	073 CHOCOLATE, OTH. COCOA PREP	6 514	6 234	4 150
722 TRACTORS	14 614	26 904	17 142	074 TEA AND MATE	174	452	285
723 CIVIL ENGINEERING EQUIPT	321 742	384 698	246 362	075 SPICES	784	1 351	869
724 TEXTILE, LEATHER MACHINES	26 766	132 380	84 663	081 ANIMAL FEED STUFF	14 239	15 300	9 762
725 PAPER, PULP MILL MACHINES	12 834	32 860	20 934	088 EDIBLE PROD. PREPRTNS, NES	29 528	14 013	8 984
726 PRINTNG, BOOKBINDNG MACHS	18 999	82 378	52 576	111 NON-ALCOHOL. BEVERAGE, NES	4 848	817	516
727 FOOD-PROCESS. MCH. NON DOM	1 525	12 771	8 155	112 ALCOHOLIC BEVERAGES	161 097	80 910	51 775
728 OTH. MACH. PTS, SPCL INDUST	32 185	278 776	178 088	122 TOBACCO, MANUFACTURED	5 976	10 283	6 539
731 METAL REMOVAL WORK TOOLS	99 681	359 123	223 768	211 HIDES, SKINS (EX. FURS), RAW	3 475	1 082	684
733 MACH-TOOLS, METAL-WORKING	10 053	33 519	21 576	222 OILSEED (SFT. FIX VEG. OIL)	1 665	109	69
735 PARTS, NES, FOR MACH-TOOLS	7 091	46 322	29 766	232 SYNTHETIC RUBBER, ETC.	34 132	12 667	8 079
737 METALWORKING MACHNRY NES	6 888	29 851	18 916	245 FUEL WOOD, WOOD CHARCOAL	118	60	39
741 HEATING, COOLING EQUIP. PART	59 496	190 774	122 131	246 WOOD IN CHIPS, PARTICLES	19 717	363	236
742 PUMPS FOR LIQUIDS, PARTS	8 948	43 483	27 883	247 WOOD ROUGH, ROUGH SQUARED	7 798	159	104
743 PUMPS NES, CENTRIFUGS ETC	109 095	386 609	248 324	248 WOOD, SIMPLY WORKED	7 971	5 837	3 798
744 MECHANICAL HANDLING EQUIP	216 384	182 631	116 853	251 PULP AND WASTE PAPER	11 806	2 349	1 528
745 OTH. NONELEC MCH, TOOL, NES	17 336	123 924	78 801	263 COTTON	1 988	458	294
746 BALL OR ROLLER BEARINGS	108 265	251 092	161 340	266 SYNTHETIC FIBRES	10 268	6 443	4 179
747 TAPS, COCKS, VALVES, ETC.	12 631	62 573	40 070	267 OTHER MAN-MADE FIBRES	925	575	377
748 TRANSMISSIONS SHAFTS ETC	76 088	142 658	91 097	268 WOOL, OTHER ANIMAL HAIR	11 637	12 083	7 412
749 NON-ELECT MACH. PARTS, ETC	4 874	31 004	20 066	269 WORN CLOTHING, TEXTL. ARTL	724	141	89
751 OFFICE MACHINES	151 691	750 712	480 866	272 FERTILIZERS, CRUDE	9 596	534	346
752 AUTOMATC. DATA PROC. EQUIP	246 558	3 268 889	2 093 522	273 STONE, SAND AND GRAVEL	5 817	227	149
759 PARTS, FOR OFFICE MACHINS	190 098	1 385 662	886 684	274 SULPHUR, UNRSTD. IRON PYRS	605	68	44
761 TELEVISION RECEIVERS ETC	27 475	171 300	109 638	277 NATURAL ABRASIVES, NES	61	387	247
762 RADIO-BROADCAST RECEIVER	83 048	584 825	376 934	278 OTHER CRUDE MINERALS	88 525	3 933	2 521
763 SOUND RECORDER, PHONOGRPH	157 882	1 208 778	777 398	285 ALUMINIUM ORE, CONCTR. ETC	9 808	5 549	3 558
764 TELECOMM. EQUIP. PARTS NES	266 810	3 170 945	2 036 214	287 ORE, CONCENTR. BASE METALS	4 620	358	229
771 ELECT POWER MACHNRY. PARTS	17 003	158 997	101 823	288 NON-FERROUS WASTE, SCRAP	32 688	6 200	3 962
772 ELEC. SWITCH, RELAY, CIRCUIT	35 936	533 318	342 009	291 CRUDE ANIMAL MATERIALS, NES	2 679	7 738	4 893
773 ELECTR. DISTRIBUT. EQPT NES	9 619	56 112	35 972	292 CRUDE VEG. MATERIALS, NES	5 980	15 259	9 696
774 ELECTRO-MEDCL. XRAY EQUIP	10 341	218 750	139 746	322 BRIQUETTES, LIGNITE, PEAT	123 821	2 178	1 399
775 DOM. ELEC. NON-ELEC. EQUIPT	35 538	99 172	63 488	334 PETROLEUM PRODUCTS	114 504	17 229	11 105
776 TRANSISTORS, VALVES, ETC.	48 208	1 536 201	983 557	335 RESIDUAL PETROL. PRODUCTS	4 881	1 147	730
778 ELECTRIC. MACH. APPART. NES	197 662	1 365 573	874 188	411 ANIMAL OILS AND FATS	15	65	42
781 PASS. MOTOR VEHCL. EX. BUS	5 806 473	9 244 808	5 915 670	422 FIXED VEG. FAT, OILS, OTHER	60	70	44
782 GOODS, SPCL. TRANSPORT VEH	245 604	268 201	172 268	431 ANIMAL, VEG. FATS, OILS, NES	16 147	4 368	2 808
783 ROAD MOTOR VEHICLES NES	88	137	84	511 HYDROCARBONS, NES, DERIVTS	57 774	21 000	13 551
784 PARTS, TRACTORS, MOTOR VEH	449 521	904 186	580 560	512 ALCOHOL, PHENOL, ETC. DERIV	166 043	50 413	32 207
785 CYCLES, MOTORCYCLES ETC.	372 776	1 106 168	696 358	513 CARBOXYLIC ACIDS, DERIVTS	177 434	50 431	32 189
786 TRAILERS, SEMI-TRAILR, ETC	15 861	2 989	1 910	514 NITROGEN-FUNCT. COMPOUNDS	241 796	273 663	175 860
791 RAILWAY VEHICLES. EQUIPNT	702	118	75	515 ORGANO-INORGANIC COMPNDS	101 232	332 170	212 836
792 AIRCRAFT, ASSCOTD. EQUIPNT	398	12 539	7 973	516 OTHER ORGANIC CHEMICALS	57 552	49 850	31 948
793 SHIP, BOAT, FLOAT. STRUCTRS	489 628	17 198	11 231	522 INORGANIC CHEM. ELEMENTS	152 676	116 236	74 863
811 PREFABRICATED BUILDINGS	559	2 444	1 640	523 METAL. SALTS, INORGAN. ACID	220 391	51 694	33 293
812 PLUMBNG, SANITRY, EQPT. ETC	891	2 107	1 349	524 OTHER CHEMICAL COMPOUNDS	48 701	28 325	18 149
813 LIGHTNG FIXTURES ETC. NES	1 565	20 708	13 179	525 RADIO-ACTIVE MATERIALS	39	5 254	3 371
821 FURNITURE, CUSHIONS, ETC.	8 737	16 976	10 848	531 SYNTH. COLOURS, LAKES, ETC.	61 672	182 783	117 117
831 TRUNK, SUITCASES, BAG, ETC	1 467	7 804	4 986	532 DYEING, TANNING MATERIALS	32 045	10 447	6 694
841 MENS, BOYS CLOTHING, X-KNIT	21 856	78 921	50 389	533 PIGMENTS, PAINTS, ETC.	68 976	60 933	39 181
842 WOMEN, GIRL CLOTHING, XKNIT	1 283	5 185	3 319	541 MEDICINES, ETC. EXC. GRP542	27 326	632 142	406 694
843 MENS, BOYS CLOTHING, KNIT	85	509	330	542 MEDICAMENTS	30 275	596 375	382 204
844 WOMEN, GIRLS CLOTHING, KNIT	84	618	403	551 ESSNTL. OIL, PERFUME, FLAVR	3 302	11 081	7 108
845 OTHR. TEXTILE APPAREL, NES	236	2 205	1 404	553 PERFUMERY, COSMETICS, ETC.	20 326	35 714	22 992
846 CLOTHING ACCESSRS, FABRIC	2 026	19 605	12 574	554 SOAP, CLEANERS, POLISH, ETC	56 625	29 082	18 718
848 CLOTHING, NONTEXTL, HEADGEAR	3 566	25 771	16 473	562 FERTILIZER, EXCEPT GRP272	1 505 234	40 060	25 554
851 FOOTWEAR	745	2 796	1 790	571 POLYMERS OF ETHYLENE	18 032	5 458	3 476
871 OPTICAL INSTRUMENTS, NES	7 867	150 546	95 981	572 POLYMERS OF STYRENE	1 343	380	243
872 MEDICAL INSTRUMENTS NES	19 846	351 478	225 024	573 POLYMERS, VINYL CHLORIDE	41 471	13 256	8 558
873 METERS, COUNTERS, NES	2 539	25 591	16 321	574 POLYACETAL, POLYCARBONATE	71 697	36 056	23 049
874 MEASURE, CONTROL INSTRMNT	26 930	580 147	371 027	575 OTH. PLASTIC, PRIMARY FORM	246 257	175 512	112 841
881 PHOTOGRAPH APPAR. ETC. NES	26 013	587 733	376 881	579 PLASTIC WASTE, SCRAP ETC	444	57	36
882 PHOTO. CINEMATOGPH. SUPPL	153 015	530 056	339 525				
883 CINE. FILM EXPOS. DEVELOPD	12	337	212				



## 7 IMPORTS AND EXPORTS (SPECIAL TRADE) BY COUNTRIES OF PRODUCTION AND CONSUMPTION AND BY GROUPS OF THE SITC-REV. III 1992

GROUP DESCRIPTION	DT = 100 KG	1 000 DM	1 000 \$	GROUP DESCRIPTION	DT = 100 KG	1 000 DM	1 000 \$
581 PLASTIC TUBE,PIPE,HOSE	2 779	6 604	4 287	776 TRANSISTORS,VALVES,ETC.	1 546	82 247	52 692
582 PLASTIC PLATE,SHEETS,ETC	39 559	57 411	36 888	778 ELECTRIC.MACH.APPART.NES	42 117	243 582	155 633
583 MONOFILAMENT OF PLASTICS	1 710	2 201	1 411	781 PASS.MOTOR VEHCLS.EX.BUS	1 061 751	4 071 208	2 602 086
591 INSECTICIDES, ETC.	34 520	61 450	39 369	782 GOODS,SPCL TRANSPORT VEH	57 926	94 007	59 221
592 STARCHES,INULIN,ETC.	198 302	44 237	28 334	783 ROAD MOTOR VEHICLES NES	3 106	9 407	5 977
593 EXPLOSIVES, PYROTECHNICS	23	437	271	784 PARTS,TRACTORS,MOTOR VEH	153 006	532 376	341 855
597 PREPRED ADDITIVES,LIQUIDS	72 024	26 157	16 794	785 CYCLES,MOTORCYCLES ETC.	3 834	19 394	12 467
598 MISC.CHEMICAL PRODTS.NES	200 089	200 475	128 695	786 TRAILERS,SEMI-TRAILER,ETC	8 347	13 955	8 962
600 CPL IND PLANT CHAP 69-76	376	614	412	791 RAILWAY VEHICLES.EQUIPNT	3 854	14 998	9 557
611 LEATHER	24 580	16 485	10 659	792 AIRCRAFT,ASSTOCT.EQUIPNT	163	20 111	12 776
612 MANUFACT. LEATHER ETC.NES	193	1 434	919	793 SHIP,BOAT,FLOAT,STRUCTRS	552	2 136	1 347
613 FURSKINS,TANNED,DRESSED	197	1 824	1 161	811 PREFABRICATED BUILDINGS	1 914	1 619	1 088
621 MATERIALS OF RUBBER	7 393	7 764	5 009	812 PLUMBING,SANITRY,EDPT.ETC	1 784	2 462	1 590
625 RUBBER TYRES,TUBES,ETC.	82 305	70 561	45 694	813 LIGHTING FIXTURES ETC.NES	3 071	15 329	9 774
629 ARTICLES OF RUBBER, NES	4 120	18 361	11 779	821 FURNITURE,CUSHIONS,ETC.	45 002	83 082	53 300
633 CORK MANUFACTURES	100	345	230	831 TRUNK,SUITCASES,BAG,ETC	2 560	71 201	45 742
634 VENEERS, PLYWOOD, ETC.	20 326	3 992	2 574	841 MENS,BOYS CLOTHING,X-KNIT	1 164	22 883	14 919
635 WOOD MANUFACTURES, NES	11 296	9 757	6 244	842 WOMEN,GIRL CLOTHING,XKNIT	1 379	68 692	44 360
641 PAPER AND PAPERBOARD	106 273	43 538	27 797	843 MENS,BOYS CLOTHING,KNIT	90	1 266	807
642 PAPER,PAPERBOARD,CUT ETC	17 093	13 585	8 742	844 WOMEN,GIRLS CLOTHING,KNIT	271	8 672	5 598
651 TEXTILE YARN	28 749	44 019	27 840	845 OTHR.TEXTILE APPAREL,NES	740	23 553	15 302
652 COTTON FABRICS, WOVEN	3 846	23 951	15 184	846 CLOTHING ACCESSRS,FABRIC	571	8 677	5 663
653 FABRICS,MAN-MADE FIBRES	3 491	22 223	14 286	848 CLOTHING,NONTXTL,HEADGEAR	462	18 572	12 002
654 OTH.TEXTILE FABRIC,WOVEN	3 350	21 673	13 807	851 FOOTWEAR	2 261	14 816	9 497
655 KNIT,CROCHET,FABRIC NES	1 124	5 429	3 473	871 OPTICAL INSTRUMENTS,NES	1 948	51 697	33 326
656 TULLE,LACE,EMBROIDRY,ETC	450	4 939	3 158	872 MEDICAL INSTRUMENTS NES	5 682	196 612	126 495
657 SPECIAL YARN,TXTL.FABRIC	55 129	51 364	32 840	873 METERS,COUNTERS,NES	184	4 400	2 803
658 TEXTILE ARTICLES NES	1 924	14 397	9 225	874 MEASURE,CONTROL INSTRMNT	14 344	337 119	216 379
659 FLOOR COVERINGS, ETC.	2 821	4 444	2 862	881 PHOTOGRAPH APPAR.ETC.NES	2 140	60 653	38 789
661 LIME,CEMENT,CONSTR.MATRL	18 474	4 113	2 627	882 PHOTO.CINEMATOGPH.SUPPL	24 797	48 791	31 559
662 CLAY,REFRCT.CONSTR.MATRL	55 739	9 970	6 368	883 CINE.FILM EXPOSD.DEVELOPD	10	195	119
663 MINERAL MANUFACTURES,NES	14 552	25 446	16 277	884 OPTICAL GOODS NES	750	48 921	31 381
664 GLASS	20 529	34 147	21 923	885 WATCHES AND CLOCKS	1 004	32 000	20 434
665 GLASSWARE	14 527	34 176	21 844	891 ARMS AND AMMUNITION	483	3 481	2 248
666 POTTERY	4 339	29 173	18 794	892 PRINTED MATTER	25 417	81 423	52 433
667 PEARLS,PRECIOUS STONES	-	-	-	893 ARTICLES,NES,OF PLASTICS	18 157	54 524	35 056
671 PIG IRON,SPIEGELISN,ETC	29 211	12 634	8 068	894 BABY CARRIAGE,TOYS,GAMES	19 698	68 260	44 303
673 FLAT-ROLLED IRON ETC.	418 847	23 328	14 684	895 OFFICE,STATIONERY SUPPLS	5 992	40 580	25 921
674 FLAT-ROLLED PLATED IRON	100 718	12 272	7 883	896 WORKS OF ART,ANTIQUE ETC	584	44 646	28 580
675 FLAT-ROLLED, ALLOY STEEL	42 667	10 865	6 987	897 GOLD,SILVERWARE,JEWEL NES	241	47 626	30 576
676 IRON,STL.BAR,SHAPES ETC.	11 598	4 605	2 965	898 MUSICAL INSTRUMENTS,ETC.	11 479	104 556	66 971
677 RAILWAY TRACK IRON,STEEL	1 823	269	183	899 MISC MANUFACTRD GOODS NES	4 108	40 281	25 861
678 WIRE OF IRON OR STEEL	734	2 563	1 651	961 COIN NONGOLD NONCURRENT	9	182	117
679 TUBES,PIPES,ETC. IRON,STL	20 986	7 533	4 843	971 GOLD,NONMONTY EXCL ORES	1	3 991	2 489
681 SILVER,PLATINUM,ETC.	186	90 033	58 372				
682 COPPER	3 178	4 975	3 211	TAIWAN			
683 NICKEL	3 470	9 569	6 187	IMPORTS	4 624 866	7 425 109	4 752 190
684 ALUMINIUM	276 392	73 536	47 444				
685 LEAD	1 017	917	586	012 OTHER MEAT, MEAT OFFAL	246	253	175
686 ZINC	6 528	2 549	1 612	016 MEAT,ED.OFFL.DRY,SLT,SMK	9	55	33
689 MISC.NON-FERR.BASE METAL	3 846	19 731	12 590	034 FISH,FRESH,CHILLED,FROZN	5 437	3 211	2 038
691 METALLIC STRUCTURES NES	15 972	13 174	8 528	036 CRUSTACEANS,MOLLUSCS ETC	22	52	34
692 CONTAINERS,STORAGE,TRNSP	2 341	3 760	2 417	037 FISH ETC.PRPD,PRSD,NES	674	219	136
693 WIRE PRODUCTS EXCL.ELECT	712	1 144	748	048 CEREAL PREPARATIONS	2 069	1 047	670
694 NAILS,SCREWS,NUTS,ETC.	2 588	5 285	3 403	054 VEGETABLES	8 530	2 867	1 830
695 TOOLS	11 422	83 480	53 509	056 VEGETABLES,PRPD,PRSD,NES	18 264	7 662	4 858
696 CUTLERY	1 667	15 877	10 145	057 FRUIT,NUTS EXCL.OIL NUTS	26	102	64
697 HOUSEHOLD EQUIPMENT,NES	5 550	10 311	6 676	058 FRUIT,PRESERVED,PREPARED	3 004	784	505
699 MANUFACTS.BASE METAL,NES	57 249	93 033	59 869	062 SUGAR CONFECTIONERY	1 290	1 072	688
700 CPL IND PLANT (84/85/87)	17 629	39 885	26 337	074 TEA AND MATE	871	745	479
711 STEAM GENER. BOILERS,ETC.	296	1 002	680	081 ANIMAL FEED STUFF	486	519	328
712 STEAM TURBINES	761	3 430	2 189	098 EDIBLE PROD.PREPRTNS,NES	4 847	1 324	1 242
713 INTRNL COMBUS PSTN ENGIN	8 770	64 953	42 170	112 ALCOHOLIC BEVERAGES	1 238	708	452
714 ENGINES,MOTORS NON-ELECT	1 942	19 553	12 495	121 TOBACCO, UNMANUFACTURED	1 466	648	428
716 ROTATING ELECTRIC PLANT	10 153	39 769	25 927	6 873 212 FURSKINS, RAW	5	69	42
718 OTH.PWR.GENRTNG.MACHNRY	1 058	10 611	6 873	231 NATURAL RUBBER, ETC.	1 000	146	93
721 AGRIC.MACHINES,EX.TRACTR	88 532	70 568	45 108	232 SYNTHETIC RUBBER, ETC.	19 405	4 011	2 568
722 TRACTORS	17 199	22 960	14 861	248 WOOD, SIMPLY WORKED	164	154	96
723 CIVIL ENGINEERING EQUIPT	34 192	66 134	42 695	263 COTTON	483	145	92
724 TEXTILE,LEATHER MACHINES	39 428	215 233	138 605	266 SYNTHETIC FIBRES	21 184	4 536	2 862
725 PAPER,PULP MILL MACHINES	9 812	50 044	38 149	278 OTHER CRUDE MINERALS	149	70	45
726 PRINTING,BOOKBINDNG MACHS	43 932	249 090	159 716	288 NON-FERROUS WASTE,SCRAP	568	102	64
727 FOOD-PROCESS.MCH.NON DOM	7 399	39 918	25 868	291 CRUDE ANIMAL MATERIALS,NES	9 807	11 653	7 421
728 OTH.MACH.PTS,SPCL INDUST	64 852	310 694	199 687	292 CRUDE VEG.MATERIALS, NES	3 909	2 556	1 616
731 METAL REMOVAL WORK TOOLS	24 589	125 852	80 746	335 RESIDUAL PETROL.PRODUCTS	680	61	42
733 MACH-TOOLS,METAL-WORKING	30 151	145 487	94 815	411 ANIMAL OILS AND FATS	1 217	157	101
735 PARTS,NES,FOR MACH-TOOLS	6 118	44 631	28 709	511 HYDROCARBONS,NES,DERIVTS	1 075	550	345
737 METALWORKING MACHNRY NES	13 121	70 958	44 831	512 ALCOHOL,PHENOL,ETC.DERIV	1 932	679	435
741 HEATING,COOLING EQUIP,PART	23 862	115 405	74 172	513 CARBOXYLIC ACIDS,DERIVTS	7 497	2 823	1 806
742 PUMPS FOR LIQUIDS,PARTS	7 806	55 159	35 414	514 NITROGEN-FUNCT.COMPOUNDS	19 451	7 563	4 836
743 PUMPS NES,CENTRIFUGS ETC	17 563	95 706	61 626	515 ORGANO-INORGANIC COMPNDS	1 527	2 942	1 873
744 MECHANICAL HANDLING EQUIP	43 148	77 595	49 967	516 OTHER ORGANIC CHEMICALS	1 753	5 190	3 340
745 OTH.NONELEC MCH,TOOL,NES	24 285	166 186	106 901	522 INORGANIC CHEM.ELEMENTS	49 642	5 903	3 765
746 BALL OR ROLLER BEARINGS	9 104	28 013	17 966	523 METAL.SALTS,INORGAN.ACID	4 579	956	609
747 TAPS,COCKS,VALVES,ETC.	7 411	51 746	33 137	531 SYNTH.COLOURS,LAKES,ETC.	1 532	2 601	1 665
748 TRANSMISSIONS SHAFTS ETC	14 200	45 517	29 546	532 DYEING,TANNING MATERIALS	8	134	85
749 NON-ELECT MACH.PARTS,ETC	7 346	29 656	19 121	533 PIGMENTS, PAINTS, ETC.	393	496	317
751 OFFICE MACHINES	1 929	17 539	11 285	541 MEDICINES,ETC.EXC.GRP542	3 193	5 029	3 235
752 AUTOMATC.DATA PROC.EQUIP	3 163	66 249	42 294	542 MEDICAMENTS	44	54	35
759 PARTS,FOR OFFICE MACHINS	3 708	126 912	81 392	551 ESSNTL.OIL,PERFUME,FLAVR	57	54	35
761 TELEVISION RECEIVERS ETC	57	391	252	553 PERFUMERY,COSMETICS,ETC.	4 515	7 473	4 830
762 RADIO-BROADCAST RECEIVER	272	2 701	1 711	554 SOAP,CLEANERS,POLISH,ETC	179	442	280
763 SOUND RECORDER,PHONOGRPH	241	3 965	2 573	571 POLYMERS OF ETHYLENE	246	59	44
764 TELECOMM.EQUIP.PARTS NES	1 792	28 847	19 343	572 POLYMERS OF STYRENE	75 845	16 586	10 635
771 ELECT POWER MACHNRY PARTS	2 300	19 014	12 315	574 POLYACETAL,POLYCARBONATE	34 894	8 075	5 217
772 ELEC.SWITCH,RELAY,CIRCUIT	13 510	120 141	76 963	575 OTH.PLASTIC,PRIMARY FORM	47 531	18 642	10 656
773 ELECTR DISTRIB.EDPT NES	2 392	16 279	10 432	581 PLASTIC TUBE,PIPE,HOSE	1 326	1 618	1 008
774 ELECTRO-MEODCL,XRAY EQUIP	7 083	139 729	89 688	582 PLASTIC PLATE,SHEETS,ETC	12 763	9 997	6 446
775 DOM.ELEC,NON-ELEC.EQUIPT	30 901	208 881	133 452				



## 7 IMPORTS AND EXPORTS (SPECIAL TRADE) BY COUNTRIES OF PRODUCTION AND CONSUMPTION AND BY GROUPS OF THE SITC-REV. III 1992

GROUP DESCRIPTION	DT = 100 KG	1 000 DM	1 000 \$	GROUP DESCRIPTION	DT = 100 KG	1 000 DM	1 000 \$
583 MONOFILAMENT OF PLASTICS	549	2 184	1 406	846 CLOTHING ACCESSRS,FABRIC	10 450	35 540	22 957
591 INSECTICIDES, ETC.	111	182	117	848 CLOTHNG,NONTXTL;HEADGEAR	13 748	27 061	17 532
592 STARCHES,INULIN,ETC.	1 477	907	582	851 FOOTWEAR	71 072	180 471	114 115
593 EXPLOSIVES,PYROTECHNICS	315	456	300	871 OPTICAL INSTRUMENTS,NES	740	5 219	3 347
598 MISC.CHEMICAL PROOTS,NES	15 291	2 956	1 857	872 MEDICAL INSTRUMENTS NES	2 666	6 044	3 862
611 LEATHER	2 041	5 164	3 307	873 METERS,COUNTERS,NES	1 574	16 477	10 490
612 MANUFACT. LEATHER ETC.NES	1 259	2 262	1 449	874 MEASURE,CONTROL INSTRMNT	6 552	27 895	17 835
621 MATERIALS OF RUBBER	1 043	1 225	788	881 PHOTOGRAPH APPAR.ETC.NES	6 309	73 218	46 861
625 RUBBER TYRES,TUBES,ETC.	54 230	32 893	21 144	882 PHOTO.CINEMATOGRPH. SUPPL	231	564	351
629 ARTICLES OF RUBBER, NES	18 417	20 819	13 392	884 OPTICAL GOODS NES	6 509	37 768	23 859
633 CORK MANUFACTURES	59	255	161	885 WATCHES AND CLOCKS	26 789	54 530	35 015
634 VENEERS, PLYWOOD, ETC.	4 958	1 487	948	891 ARMS AND AMMUNITION	215	783	504
635 WOOD MANUFACTURES, NES	53 605	42 406	27 233	892 PRINTED MATTER	9 758	22 631	14 703
641 PAPER AND PAPERBOARD	822	946	607	893 ARTICLES,NES,OF PLASTICS	190 931	146 741	94 101
642 PAPER,PAPERBOARD,CUT ETC	9 028	10 771	6 946	894 BABY CARRIAGE,TOYS,GAMES	319 636	350 864	225 525
651 TEXTILE YARN	24 375	13 439	8 572	895 OFFICE,STATIONERY SUPPLS	12 636	24 207	15 540
652 COTTON FABRICS, WOVEN	18 916	21 212	13 490	896 WORKS OF ART,ANTIQUE ETC	1 144	1 966	1 273
653 FABRICS,MAN-MADE FBRES	59 390	62 906	40 302	897 GOLD,SILVERWARE,JEWEL NES	4 595	38 722	24 876
654 OTH.TEXTILE FABRIC,WOVEN	5 409	3 621	2 320	898 MUSICAL INSTRUMENTS,ETC.	21 513	61 885	39 596
655 KNIT.CROCHET,FABRIC NES	6 558	9 007	5 841	899 MISC MANUFCTRD GOODS NES	39 194	70 316	45 073
656 TULLE,LACE,EMBROIDRY.ETC	2 021	8 663	5 562				
657 SPECIAL YARN,TXTL.FABRIC	12 943	9 859	6 347	EXPORTS	7 593 189	4 977 924	3 201 761
658 TEXTILE ARTICLES NES	19 600	31 637	20 354	001 LIVE ANIMALS	48	496	311
661 LIME,CEMENT,CONSTR.MATRL	11 554	3 482	2 219	016 MEAT,ED.OFFL.DRY,SLT,SMK	48	69	43
663 MINERAL MANUFACTURES,NES	6 299	5 432	3 484	017 MEAT,OFFL.PRPD,PRSD,NES	54	62	42
664 GLASS	12 567	8 185	5 249	022 MILK AND CREAM	703	100	67
665 GLASSWARE	17 941	25 105	16 210	024 CHEESE AND CURD	133	75	46
666 POTTERY	114 106	93 713	60 062	025 EGGS,BIRDS,YOLKS,ALBUMIN	640	109	68
667 PEARLS,PRECIOUS STONES	.	.	.	034 FISH,FRESH,CHILLED,FROZN	68	2 122	1 339
672 INGOTS ETC.IRON OR STEEL	395 770	82 993	51 546	037 FISH ETC.PRPD,PRSD,NES	12	277	177
676 IRON,STL.BAR,SHAPES ETC.	1 086	340	218	048 CEREAL PREPARATIONS	1 046	354	227
678 WIRE OF IRON OR STEEL	716	455	291	054 VEGETABLES	160	169	115
679 TUBES,PIPES,ETC.IRON,STL	15 438	12 244	7 878	056 VEGETABLES,PRPD,PRSD,NES	351	210	136
681 SILVER,PLATINUM,ETC.	1	363	231	058 FRUIT,PRESERVED,PREPARED	1 080	916	585
682 COPPER	5 491	5 155	3 283	059 FRUIT, VEGETABLE JUICES	4 487	710	466
684 ALUMINIUM	266	392	255	061 SUGARS,MOLASSES,HONEY	10 479	1 081	698
689 MISC.NON-FERR.BASE METAL	109	59	37	062 SUGAR CONFECTIONERY	2 578	1 072	685
691 METALLIC STRUCTURES NES	6 050	4 408	2 839	071 COFFEE,COFFEE SUBSTITUTE	671	978	618
692 CONTAINERS,STORAGE,TRNSP	494	954	608	073 CHOCOLATE,OTH.COCOA PREP	1 539	1 397	911
693 WIRE PRODUCTS EXCL.ELECT	3 193	2 163	1 381	081 ANIMAL FEED STUFF	23 610	5 700	3 618
694 NAILS,SCREWS,NUTS,ETC.	331 737	107 342	69 235	091 MARGARINE AND SHORTENING	490	133	90
695 TOOLS	187 370	138 752	88 717	098 EDIBLE PROD.PREPRNS,NES	4 248	3 220	2 082
696 CUTLERY	15 753	25 147	16 171	111 NON-ALCOHOL BEVERAGE,NES	13 094	1 932	1 243
697 HOUSEHOLD EQUIPMENT,NES	106 467	68 721	43 941	112 ALCOHOLIC BEVERAGES	14 366	3 244	2 075
699 MANUFACTS.BASE METAL,NES	110 747	106 609	68 391	122 TOBACCO, MANUFACTURED	8 877	29 106	18 715
711 STEAM GENER. BOILERS,ETC.	35	69	42	211 HIDES,SKINS(EX.FURS),RAW	3 690	326	206
712 STEAM TURBINES	5	215	136	232 SYNTHETIC RUBBER, ETC.	17 578	4 548	2 915
713 INTRNL COMBUS PSTN ENGIN	378	735	472	246 WOOD IN CHIPS, PARTICLES	1 906	49	31
716 ROTATING ELECTRIC PLANT	5 532	19 845	12 709	247 WOOD ROUGH,ROUGH SQUARED	2 046	188	122
718 OTH.POWR.GENRTNG.MACHNRY	433	518	325	248 WOOD, SIMPLY WORKED	1 297	349	227
721 AGRIC.MACHINES,EX.TRACTR	1 034	1 234	790	251 PULP AND WASTE PAPER	495 864	11 014	7 091
724 TEXTILE,LEATHER MACHINES	28 494	56 956	36 492	266 SYNTHETIC FIBRES	25 179	5 114	3 269
725 PAPER,PULP MILL MACHINES	888	1 345	854	267 OTHER MAN-MADE FIBRES	1 473	250	155
726 PRINTNG,BOOKBINDNG MACHS	556	1 901	1 191	268 WOOL, OTHER ANIMAL HAIR	935	785	483
727 FOOD-PROCESS.MCH.NON DOM	169	131	79	272 FERTILIZERS, CRUDE	22 715	1 064	697
728 OTH.MACH.PTS,SPCL INDUST	9 780	13 228	8 520	273 STONE, SAND AND GRAVEL	3 531	110	71
731 METAL REMOVAL WORK TOOLS	45 042	51 398	32 805	278 OTHER CRUDE MINERALS	27 440	2 948	1 873
733 MACH-TOOLS,METAL-WORKING	1 677	3 080	1 969	282 FERROUS WASTE AND SCRAP	637 333	8 459	5 214
735 PARTS,NES,FOR MACH-TOOLS	4 630	6 215	3 978	285 ALUMINIUM ORE,CONCTR.ETC	1 664	721	450
737 METALWORKING MACHNRY NES	962	2 781	1 795	288 NON-FERROUS WASTE,SCRAP	229 624	28 055	17 920
741 HEATNG,COOLNG EQUIP,PART	6 474	13 688	8 717	291 CRUDE ANIMAL MATERLS,NES	6 036	5 834	3 741
742 PUMPS FOR LIQUIDS,PARTS	1 371	2 100	1 359	292 CRUDE VEG.MATERIALS, NES	385	437	283
743 PUMPS NES,CENTRIFUGS ETC	39 721	38 099	24 184	322 BRIQUETTES,LIGNITE,PEAT	28 178	588	380
744 MECHANICAL HANDLING EQUIP	19 162	10 719	6 839	334 PETROLEUM PRODUCTS	48 530	10 874	6 990
745 OTH.NONELEC MCH,TOOL,NES	14 129	23 817	15 264	335 RESIDUAL PETROL.PRODUCTS	37 227	3 225	2 046
746 BALL OR ROLLER BEARINGS	18 665	22 919	14 716	411 ANIMAL OILS AND FATS	20	56	35
747 TAPS,COCKS,VALVES,ETC.	9 534	20 756	13 359	431 ANIMAL,VEG.FATS,NES	6 321	1 141	723
748 TRANSMISSIONS SHAFTS ETC	9 117	8 124	5 172	511 HYDROCARBONS,NES,DERIVTS	146 495	17 227	10 994
749 NON-ELECT MACH.PARTS,ETC	1 209	4 856	3 138	512 ALCOHOL,PHENOL,ETC.DERIV	931 119	83 892	53 560
751 OFFICE MACHINES	5 221	24 115	15 435	513 CARBOXYLIC ACIDS,DERIVTS	112 643	20 020	12 810
752 AUTOMATC.DATA PROC.EQUIP	248 236	1 460 254	932 910	514 NITROGEN-FUNCT.COMPOUNDS	88 487	41 888	26 774
759 PARTS,FOR OFFICE MACHINS	256 894	775 430	495 414	515 ORGANO-INORGANIC COMPNDNS	18 232	25 918	16 568
761 TELEVISION RECEIVERS ETC	26 887	87 392	55 890	516 OTHER ORGANIC CHEMICALS	84 858	13 077	8 386
762 RADIO-BROADCAST RECEIVER	19 522	62 248	39 969	522 INORGANIC CHEM.ELEMENTS	133 234	55 249	35 659
763 SOUND RECORDER,PHONOGRPH	9 291	39 643	25 383	523 METAL.SALTS,INORGAN.ACID	220 828	22 163	14 209
764 TELECOMM.EQUIP.PARTS NES	114 190	291 932	187 134	524 OTHER CHEMICAL COMPOUNDS	17 599	5 859	3 793
771 ELECT POWER MACHNRY.PARTS	18 653	75 996	48 637	525 RADIO-ACTIVE MATERIALS		319	199
772 ELEC.SWITCH,RELAY.CIRCUT	26 933	132 503	84 890	531 SYNTH.COLOURS,LAKES,ETC.	30 238	114 992	73 839
773 ELECTR.DISTRIBT.EQPT NES	35 861	55 663	35 592	532 DYEING,TANNING MATERIALS	78 143	15 248	9 723
774 ELECTRO-MEDCL,XRAY EQUIP	76	1 528	980	533 PIGMENTS, PAINTS, ETC.	80 903	61 417	39 620
775 DOM.ELEC.NON-ELEC.EQUIPT	15 221	24 443	15 646	541 MEDICINES,ETC.EXC.GRP542	3 285	28 372	18 229
776 TRANSISTORS,VALVES,ETC.	12 299	422 277	270 726	542 MEDICAMENTS	8 624	45 516	29 171
778 ELECTRIC.MACH.APART.NES	55 230	180 008	115 492	551 ESSNTL.OIL,PERFUME,FLAVR	1 690	5 131	3 301
781 PASS.MOTOR VEHCLS.EX.BUS	354	797	533	553 PERFUMERY,COSMETICS,ETC.	11 117	16 000	10 270
782 GOODS,SPCL TRANSPORT VEH	232	284	174	554 SOAP,CLEANERS,POLISH,ETC	41 448	17 176	11 011
784 PARTS,TRACTORS,MOTOR VEH	12 681	14 077	9 069	562 FERTILIZER,EXCEPT GRP272	15 047	1 464	941
785 CYCLES,MOTORCYCLES ETC.	166 943	278 829	177 094	571 POLYMERS OF ETHYLENE	38 751	5 782	3 703
786 TRAILERS,SEMI-TRAILR,ETC	13 671	7 103	4 548	572 POLYMERS OF STYRENE	4 342	951	607
792 AIRCRAFT,ASSTCTD.EQUIPNT	17	199	128	573 POLYMERS,VINYL CHLORIDE	54 795	9 473	6 193
793 SHIP,BOAT,FLOAT,STRUCTRS	14 315	20 361	13 051	574 POLYACETAL,POLYCARBONATE	59 152	26 077	16 605
812 PLUMBNG,SANITRY,EQPT,ETC	279	588	378	575 OTH.PLASTIC,PRIMARY FORM	264 735	112 196	71 710
813 LIGHTNG FIXTURES ETC,NES	79 751	113 789	73 282	579 PLASTIC WASTE, SCRAP ETC	1 869	320	201
821 FURNITURE,CUSHIONS,ETC.	308 158	151 151	96 856	581 PLASTIC TUBE,PIPE,HOSE	1 067	1 989	1 294
831 TRUNK,SUITCASES,BAG,ETC	80 817	115 059	73 446	582 PLASTIC PLATE,SHEETS,ETC	34 351	35 170	22 582
841 MENS,BOYS CLOTHING,X-KNIT	13 068	48 474	31 036	583 MONOFILAMENT OF PLASTICS	4 914	3 386	2 168
842 WOMEN,GIRL CLOTHING,XKNIT	9 470	53 771	34 192	591 INSECTICIDES, ETC.	13 524	16 663	10 635
843 MENS,BOYS CLOTHING,KNIT	4 809	18 369	11 469	592 STARCHES,INULIN,ETC.	188 686	12 392	7 964
844 WOMEN,GIRLS CLOTHING,KNIT	10 794	43 612	28 240	593 EXPLOSIVES,PYROTECHNICS	368	439	275
845 OTHR.TEXTILE APPAREL,NES	57 533	276 425	179 179				



## 7 IMPORTS AND EXPORTS (SPECIAL TRADE) BY COUNTRIES OF PRODUCTION AND CONSUMPTION AND BY GROUPS OF THE SITC-REV. III 1992

GROUP DESCRIPTION	DT = 100 KG	1 000 DM	1 000 \$	GROUP DESCRIPTION	DT = 100 KG	1 000 DM	1 000 \$
597 PREPRD ADDITIVES, LIQUIDS	72 967	28 782	18 596	785 CYCLES, MOTORCYCLES ETC.	600	1 454	937
598 MISC. CHEMICAL PRODS. NES	155 405	94 083	60 725	786 TRAILERS, SEMI-TRAILER, ETC	43 459	22 901	14 887
600 CPL IND PLANT CHAP 69-76	3 852	6 042	3 875	791 RAILWAY VEHICLES, EQUIPNT	1 135	1 467	969
611 LEATHER	16 569	9 948	6 354	792 AIRCRAFT, ASSCOTD. EQUIPNT	84	14 753	9 418
612 MANUFACT. LEATHER ETC. NES	16	145	89	800 CPL IND PLANT CHAP 80/94	420	5 064	3 278
621 MATERIALS OF RUBBER	1 722	3 084	1 960	812 PLUMBING, SANITARY, EQPT. ETC	2 705	2 398	1 560
625 RUBBER TYRES, TUBES, ETC.	17 525	13 565	8 705	813 LIGHTING FIXTURES ETC. NES	1 599	4 741	3 110
629 ARTICLES OF RUBBER, NES	1 755	4 956	3 181	821 FURNITURE, CUSHIONS, ETC.	10 715	10 257	6 621
634 VENEERS, PLYWOOD, ETC.	28 691	3 811	2 467	831 TRUNK, SUITCASES, BAG, ETC	413	3 441	2 209
635 WOOD MANUFACTURES, NES	2 479	1 015	643	841 MENS, BOYS CLOTHNG, X-KNIT	122	2 551	1 640
641 PAPER AND PAPERBOARD	73 763	18 271	11 752	842 WOMEN, GIRL CLOTHNG, XKNIT	341	13 819	8 983
642 PAPER, PAPERBOARD, CUT ETC	94 393	73 292	47 038	843 MENS, BOYS CLOTHING, KNIT	4	102	66
651 TEXTILE YARN	20 460	18 320	11 789	844 WOMEN, GIRLS CLOTHNG, KNIT	43	1 467	957
652 COTTON FABRICS, WOVEN	2 732	13 684	9 036	845 OTHR. TEXTILE APPAREL, NES	160	3 476	2 270
653 FABRICS, MAN-MADE FIBRES	3 689	17 128	10 951	846 CLOTHING ACCESSORS, FABRIC	120	2 012	1 288
654 OTH. TEXTILE FABRIC, WOVEN	1 476	4 433	2 889	848 CLOTHNG, NONXTL; HEADGEAR	81	1 408	918
655 KNIT, CROCHET, FABRIC NES	445	2 731	1 753	851 FOOTWEAR	520	3 696	2 374
656 TULLE, LACE, EMBROIDRY, ETC	116	759	484	871 OPTICAL INSTRUMENTS, NES	364	10 419	6 720
657 SPECIAL YARN, TXTL. FABRIC	14 401	19 426	12 477	872 MEDICAL INSTRUMENTS NES	1 154	28 031	17 957
658 TEXTILE ARTICLES NES	398	1 204	794	873 METERS, COUNTERS, NES	78	1 473	952
659 FLOOR COVERINGS, ETC.	1 589	712	448	874 MEASURE, CONTROL INSTRMNT	5 888	116 016	75 053
661 LIME, CEMENT, CONSTR. MATRL	612	217	133	881 PHOTOGRAPH APPAR. ETC. NES	894	11 283	7 255
662 CLAY, REFRCT. CONSTR. MATRL	109 968	15 844	10 098	882 PHOTO. CINEMATOGRPH. SUPPL	4 719	6 993	4 553
663 MINERAL MANUFACTURES, NES	28 609	21 714	13 874	883 CINE. FILM EXPOS. DEVELPD	6	48	31
664 GLASS	14 826	6 293	4 049	884 OPTICAL GOODS NES	50	5 680	3 646
665 GLASSWARE	2 417	5 462	3 500	885 WATCHES AND CLOCKS	370	5 403	3 449
666 POTTERY	307	889	575	891 ARMS AND AMMUNITION	66	603	401
667 PEARLS, PRECIOUS STONES	-	-	-	892 PRINTED MATTER	2 674	4 225	2 718
671 PIG IRON, SPIEGELEISN, ETC	8 930	2 153	1 374	893 ARTICLES, NES, OF PLASTICS	10 104	15 853	10 264
672 INGOTS ETC. IRON OR STEEL	629 627	27 502	17 486	894 BABY CARRIAGE, TOYS, GAMES	12 186	23 827	15 598
673 FLAT-ROLLED IRON ETC.	61 734	5 813	3 683	895 OFFICE, STATIONERY SUPPLS	3 058	16 682	10 754
674 FLAT-ROLLED PLATED IRON	11 276	1 354	871	896 WORKS OF ART, ANTIQUE ETC	5	419	262
675 FLAT-ROLLED, ALLOY STEEL	582 930	110 527	72 860	897 GOLD, SILVERWARE, JEWEL NES	21	5 729	3 618
676 IRON, STL. BAR, SHAPES ETC.	126 352	16 897	10 878	898 MUSICAL INSTRUMENTS, ETC.	2 757	16 545	10 599
677 RAILWAY TRACK IRON, STEEL	11 885	7 160	4 635	899 MISC MANUFACTD GOODS NES	761	7 780	4 994
678 WIRE OF IRON OR STEEL	2 814	2 411	1 560	941 COMPL IND PLANT CHAPT 99	7 924	7 046	4 431
679 TUBES, PIPES, ETC. IRON, STL	41 060	8 955	5 637	971 GOLD, NONMONTY EXCL ORES	116	116	75
681 SILVER, PLATINUM, ETC.	109	1 961	1 264				
682 COPPER	55 407	34 717	22 073	HONG KONG			
683 NICKEL	658	2 227	1 437				
684 ALUMINIUM	58 507	34 220	22 016	IMPORTS	1 340 171	4 704 857	3 038 012
685 LEAD	52	46	30				
686 ZINC	4 483	1 184	775	001 LIVE ANIMALS	47	490	309
687 TIN	51	152	95	034 FISH, FRESH, CHILLED, FROZN	98	507	322
689 MISC. NON-FERR. BASE METAL	1 261	3 267	2 109	035 FISH, DRIED, SALTED, SMOKED	23	196	125
691 METALLIC STRUCTURES NES	14 912	21 817	13 957	036 CRUSTACEANS, MOLLUSCS ETC	468	342	225
692 CONTAINERS, STORAGE, TRNSP	1 218	1 751	1 113	037 FISH ETC. PREPD, PRSVD NES	164	87	53
693 WIRE PRODUCTS EXCL. ELECT	1 567	1 644	1 047	045 OTHER CEREALS, UNMILLED	225	157	97
694 NAILS, SCREWS, NUTS, ETC.	4 404	2 650	1 696	048 CEREAL PREPARATIONS	1 468	597	376
695 TOOLS	5 234	27 810	17 928	054 VEGETABLES	4 856	1 630	1 049
696 CUTLERY	547	2 787	1 802	056 VEGETABLES, PRPD, PRSVD, NES	1 255	507	322
697 HOUSEHOLD EQUIPMENT, NES	1 701	3 582	2 283	058 FRUIT, PRESERVED, PREPARED	3 150	1 083	688
699 MANUFACT. BASE METAL, NES	19 117	27 932	18 071	061 SUGARS, MOLASSES, HONEY	370	64	41
700 CPL IND PLANT (84/85/87)	35 189	171 447	108 774	062 SUGAR CONFECTIONERY	634	399	259
711 STEAM GENER. BOILERS, ETC.	635	2 480	1 579	075 SPICES	399	218	138
712 STEAM TURBINES	2 213	9 195	5 709	098 EDIBLE PROD. PREPRTRS, NES	10 906	4 152	2 652
713 INTRNL COMBUS PSTN ENGIN	8 431	45 344	28 366	112 ALCOHOLIC BEVERAGES	121	53	34
714 ENGINES, MOTORS NON-ELECT	3 436	3 413	2 161	122 TOBACCO, MANUFACTURED	60	47	31
716 ROTATING ELECTRIC PLANT	3 831	13 761	8 786	212 FURSKINS, RAW	11	163	102
718 OTH. POWR. GENERTRNG. MACHNRY	1 256	5 117	3 326	222 OILSEED (SFT. FIX VEG. OIL)	527	62	41
721 AGRIC. MACHINES, EX. TRACTR	3 663	5 016	3 191	223 OILSEED (OTH. FIX. VEG. OIL)	626	267	178
722 TRACTORS	3 115	4 156	2 705	248 WOOD, SIMPLY WORKED	785	141	93
723 CIVIL ENGINEERING EQUIPT	21 808	40 599	26 189	251 PULP AND WASTE PAPER	123 250	13 046	8 361
724 TEXTILE, LEATHER MACHINES	92 305	369 630	237 056	261 SILK	1 314	3 148	2 070
725 PAPER, PULP MILL MACHINES	7 861	28 176	18 378	263 COTTON	4 577	693	442
726 PRINTNG, BOOKBINDNG MACHS	11 088	55 081	35 348	268 WOOL, OTHER ANIMAL HAIR	184	659	405
727 FOOD-PROCESS. MCH. NON DOM	2 582	17 489	11 357	269 WORN CLOTHING, TEXTL. ARTL	25 450	1 445	924
728 OTH. MACH. PTS, SPCL INDUST	39 770	151 610	97 693	273 STONE, SAND AND GRAVEL	9 246	140	97
731 METAL REMOVAL WORK TOOLS	6 267	24 985	16 313	277 NATURAL ABRASIVES, NES		1 115	697
733 MACH-TOOLS, METAL-WORKING	11 769	26 583	17 191	288 NON-FERROUS WASTE, SCRAP	11 804	3 035	1 989
735 PARTS, NES, FOR MACH-TOOLS	1 403	10 941	7 086	289 PREC. METAL ORES, CONCTRTS			
737 METALWORKING MACHNRY NES	25 725	69 905	44 974	291 CRUDE ANIMAL MATERLS. NES	1 542	1 063	679
741 HEATNG, COOLNG EQUIP, PART	30 214	88 297	56 469	292 CRUDE VEG. MATERIALS, NES	4 074	2 298	1 451
742 PUMPS FOR LIQUIDS, PARTS	8 194	43 807	28 345	421 FIXED VEG. FAT, OILS, SOFT	222	187	120
743 PUMPS NES, CENTRIFUGS ETC	16 705	75 856	48 959	513 CARBOXYLIC ACIDS, DERIVTS	940	210	131
744 MECHANICAL HANDLING EQUIP	38 648	72 886	46 924	514 NITROGEN-FUNCT. COMPOUNDS	756	943	630
745 OTH. NONELEC MCH, TOOL, NES	16 605	88 320	56 984	515 ORGANO-INORGANIC COMPNDS	181	820	501
746 BALL OR ROLLER BEARINGS	4 707	17 164	11 055	516 OTHER ORGANIC CHEMICALS	112	259	167
747 TAPS, COCKS, VALVES, ETC.	10 528	50 384	32 572	522 INORGANIC CHEM. ELEMENTS	410	184	119
748 TRANSMISSIONS SHAFTS ETC	6 726	28 579	18 432	523 METAL. SALTS, INORGAN. ACID	764	84	53
749 NON-ELECT MACH. PARTS, ETC	14 927	17 070	10 969	524 OTHER CHEMICAL COMPOUNDS	170	47	32
751 OFFICE MACHINES	2 066	9 934	6 520	525 RADIO-ACTIVE MATERIALS	42	269	174
752 AUTOMATC. DATA PROC. EQUIP	1 255	28 416	18 444	532 DYEING, TANNING MATERIALS	1 389	670	432
759 PARTS, FOR OFFICE MACHINS	2 514	26 144	16 828	533 PIGMENTS, PAINTS, ETC.	313	238	151
761 TELEVISION RECEIVERS ETC	84	401	257	541 MEDICINES, ETC. EXC. GRP542	229	1 462	909
762 RADIO-BROADCAST RECEIVER	164	3 463	2 245	542 MEDICAMENTS	9	76	48
763 SOUND RECORDER, PHONOGRPH	195	2 094	1 349	551 ESSENTL. OIL, PERFUME, FLAVR	750	636	406
764 TELECOMM. EQUIP. PARTS NES	5 303	82 630	53 508	553 PERFUMERY, COSMETICS, ETC.	300	496	319
771 ELECT POWER MACHNRY, PARTS	10 083	16 744	10 636	554 SOAP, CLEANERS, POLISH, ETC	1 233	1 364	880
772 ELECT. SWITCH, RELAY, CIRCUIT	10 609	67 582	43 528	572 POLYMERS OF STYRENE	751	182	121
773 ELECTR DISTRIB. EQPT NES	4 616	7 560	4 789	574 POLYACETAL, POLYCARBONATE	8 433	3 468	2 238
774 ELECTRO-MEDCL. XRAY EQUIP	1 274	21 636	13 823	575 OTH. PLASTIC, PRIMARY FORM	276	112	74
775 DOM. ELEC. NON-ELEC. EQUIPT	6 603	16 579	10 754	582 PLASTIC PLATE, SHEETS, ETC	380	395	248
776 TRANSISTORS, VALVES, ETC.	6 715	230 693	147 825	593 EXPLOSIVES, PYROTECHNICS	2 119	725	455
778 ELECTRIC MACH. APPART. NES	30 763	64 541	41 359	598 MISC. CHEMICAL PRODS. NES	6 809	1 477	973
781 PASS. MOTOR VEHCLS. EX. BUS	217 064	662 080	427 371	611 LEATHER	131	230	182
782 GOODS, SPCL TRANSPORT VEH	3 145	4 445	3 015	612 MANUFACT. LEATHER ETC. NES	85	262	168
783 ROAD MOTOR VEHICLES NES	9 876	12 956	8 694	613 FURSKINS, TANNED, DRESSED	226	7 376	4 870
784 PARTS, TRACTORS, MOTOR VEH	34 718	86 645	55 794	621 MATERIALS OF RUBBER	75	204	134



## 7 IMPORTS AND EXPORTS (SPECIAL TRADE) BY COUNTRIES OF PRODUCTION AND CONSUMPTION AND BY GROUPS OF THE SITC-REV. III 1992

GROUP DESCRIPTION	DT = 100 KG	1 000 DM	1 000 \$	GROUP DESCRIPTION	DT = 100 KG	1 000 DM	1 000 \$
629 ARTICLES OF RUBBER, NES	337	904	588	885 WATCHES AND CLOCKS	13 692	322 787	208 174
634 VENEERS, PLYWOOD, ETC.	1 854	223	138	892 PRINTED MATTER	28 913	27 417	17 730
635 WOOD MANUFACTURES, NES	4 772	2 238	1 439	893 ARTICLES, NES, OF PLASTICS	51 138	35 064	22 521
641 PAPER AND PAPERBOARD	222	715	478	894 BABY CARRIAGE, TOYS, GAMES	37 209	64 725	41 567
642 PAPER, PAPERBOARD, CUT ETC	4 357	4 338	2 777	895 OFFICE, STATIONERY SUPPLS	1 230	2 755	1 782
651 TEXTILE YARN	315	698	452	896 WORKS OF ART, ANTIQUE ETC	632	4 326	2 771
652 COTTON FABRICS, WOVEN	3 218	3 321	2 109	897 GOLD, SILVERWARE, JEWEL NES	6 583	134 584	86 877
653 FABRICS, MAN-MADE FIBRES	250	524	316	898 MUSICAL INSTRUMENTS, ETC.	19 997	55 188	35 553
654 OTH. TEXTILE FABRIC, WOVEN	1 451	18 401	11 908	899 MISC MANUFACTURED GOODS NES	22 943	44 908	28 964
655 KNIT, CROCHET, FABRIC NES	345	629	396	971 GOLD, NONMONETARY EXCL ORES	.	.	.
656 TULLE, LACE, EMBROIDERY, ETC	99	1 358	866	EXPORTS	4 502 110	4 248 379	2 730 762
657 SPECIAL YARN, TEXTILE FABRIC	215	400	254	012 OTHER MEAT, MEAT OFFAL	41 066	6 375	4 086
658 TEXTILE ARTICLES NES	7 051	18 758	12 011	016 MEAT, ED. OFFL, DRY, SLT, SMK	137	254	160
659 FLOOR COVERINGS, ETC.	888	2 857	1 791	017 MEAT, OFFL, PRPD, PRSVD, NES	956	689	445
661 LIME, CEMENT, CONSTR. MATRL	528	111	67	022 MILK AND CREAM	5 867	1 891	1 222
663 MINERAL MANUFACTURES, NES	4 635	208	129	024 CHEESE AND CURD	793	783	498
664 GLASS	20 895	5 338	3 428	025 EGGS, BIRDS, YOLKS, ALBUMIN	40 584	6 579	4 282
665 GLASSWARE	2 110	1 418	919	034 FISH, FRESH, CHILLED, FROZEN	15	334	216
666 POTTERY	6 438	2 370	1 512	037 FISH ETC. PREPD, PRSVD, NES	138	754	483
667 PEARLS, PRECIOUS STONES	.	.	.	047 OTHER CEREAL MEAL, FLOURS	907	65	42
672 INGOTS ETC. IRON OR STEEL	251	80	55	048 CEREAL PREPARATIONS	2 413	1 145	740
674 FLAT-ROLLED PLATED IRON	57	69	44	054 VEGETABLES	1 001	1 188	761
675 FLAT-ROLLED, ALLOY STEEL	91	175	108	056 VEGETABLES, PRPD, PRSVD, NES	928	281	181
678 WIRE OF IRON OR STEEL	191	91	62	057 FRUIT, NUTS EXCL. OIL NUTS	32	90	58
679 TUBES, PIPES, ETC. IRON, STL	36	75	51	058 FRUIT, PRESERVED, PREPARED	555	275	176
681 SILVER, PLATINUM, ETC.	.	643	433	059 FRUIT, VEGETABLE JUICES	1 500	410	263
682 COPPER	136	244	153	061 SUGARS, MOLASSES, HONEY	45 602	2 275	1 466
684 ALUMINIUM	2 545	1 303	825	062 SUGAR CONFECTIONERY	10 683	4 257	2 763
687 TIN	3 896	3 797	2 412	071 COFFEE, COFFEE SUBSTITUTE	2 498	1 815	1 174
689 MISC. NON-FERR. BASE METAL	565	200	131	073 CHOCOLATE, OTH. COCOA PREP	4 398	4 074	2 634
691 METALLIC STRUCTURES NES	91	71	46	081 ANIMAL FEED STUFF	7 916	9 085	5 794
692 CONTAINERS, STORAGE, TRNSP	980	821	527	091 MARGARINE AND SHORTENING	977	209	134
693 WIRE PRODUCTS EXCL. ELECT	36	70	45	098 EDIBLE PROD. PREPRTNS, NES	7 390	6 051	3 883
694 NAILS, SCREWS, NUTS, ETC.	2 501	1 105	714	111 NON-ALCOHOL. BEVERAGE, NES	773	203	134
695 TOOLS	4 568	4 837	3 114	112 ALCOHOLIC BEVERAGES	12 546	3 013	1 935
696 CUTLERY	3 111	4 675	2 997	122 TOBACCO, MANUFACTURED	5 873	14 206	9 220
697 HOUSEHOLD EQUIPMENT, NES	21 685	19 295	12 396	211 HIDES, SKINS (EX. FURS), RAW	21 288	9 215	6 026
699 MANUFACT. BASE METAL, NES	6 120	8 532	5 465	212 FURSKINS, RAW	156	3 090	1 976
713 INTRNL COMBUS PSTN ENGIN	549	4 307	2 749	232 SYNTHETIC RUBBER, ETC.	13 086	4 163	2 668
716 ROTATING ELECTRIC PLANT	6 631	23 060	14 921	246 WOOD IN CHIPS, PARTICLES	4 326	71	46
723 CIVIL ENGINEERING EQUIPT	9	44	30	247 WOOD ROUGH, ROUGH SQUARED	147	48	32
724 TEXTILE, LEATHER MACHINES	355	707	453	248 WOOD, SIMPLY WORKED	336	111	72
725 PAPER, PULP, MILL MACHINES	44	267	182	251 PULP AND WASTE PAPER	649	68	44
726 PRINTING, BOOKBINDING MACHS	309	1 115	712	256 SYNTHETIC FIBRES	208	61	40
727 FOOD-PROCESS. MCH. NON DOM	11	56	35	268 WOOL, OTHER ANIMAL HAIR	1 942	1 643	1 017
728 OTH. MACH. PTS, SPCL INDUST	866	1 403	905	269 WORN CLOTHING, TEXTL, ARTL	7 449	922	589
731 METAL REMOVAL WORK TOOLS	17	180	107	273 STONE, SAND AND GRAVEL	13 935	1 174	787
733 MACH-TOOLS, METAL-WORKING	29	766	499	274 SULPHUR, UNRSTD. IRON PYRS	8 934	359	231
735 PARTS, NES, FOR MACH-TOOLS	16	247	158	277 NATURAL ABRASIVES, NES	279	289	193
737 METALWORKING MACHNRY NES	95	205	132	278 OTHER CRUDE MINERALS	69 609	1 280	828
741 HEATING, COOLING EQUIP, PART	70	156	98	285 ALUMINIUM ORE, CONCTR. ETC	2 656	497	320
742 PUMPS FOR LIQUIDS, PARTS	46	79	50	288 NON-FERROUS WASTE, SCRAP	11 420	1 109	699
743 PUMPS NES, CENTRIFUGS ETC	1 482	2 099	1 331	291 CRUDE ANIMAL MATERIALS, NES	962	1 835	1 178
744 MECHANICAL HANDLING EQUIP	858	379	246	292 CRUDE VEG. MATERIALS, NES	917	1 690	1 073
745 OTH. NONELEC MCH, TOOL, NES	1 041	2 255	1 475	322 BRIQUETTES, LIGNITE, PEAT	3 224	87	56
746 BALL OR ROLLER BEARINGS	2 474	2 570	1 647	334 PETROLEUM PRODUCTS	16 901	3 903	2 513
747 TAPS, COCKS, VALVES, ETC.	41	115	70	335 RESIDUAL PETROL. PRODUCTS	3 842	798	522
748 TRANSMISSIONS SHAFTS ETC	2 286	1 066	722	421 FIXED VEG. FAT, OILS, SOFT	348 419	24 183	15 450
749 NON-ELECT MACH. PARTS, ETC	168	1 465	982	431 ANIMAL, VEG. FATS, OILS, NES	20 830	3 896	2 506
751 OFFICE MACHINES	17 672	71 445	45 689	511 HYDROCARBONS, NES, DERIVTS	18 491	2 569	1 629
752 AUTOMATC. DATA PROC. EQUIP	31 687	198 391	125 762	512 ALCOHOL, PHENOL, ETC. DERIV	16 377	4 878	3 115
759 PARTS, FOR OFFICE MACHINS	13 552	141 855	90 983	513 CARBOXYLIC ACIDS, DERIVTS	269 174	31 427	20 258
761 TELEVISION RECEIVERS ETC	32 392	67 715	43 134	514 NITROGEN-FUNCT. COMPOUNDS	47 404	16 146	10 361
762 RADIO-BROADCAST RECEIVER	20 129	48 020	30 649	515 ORGANO-INORGANIC COMPNDS	23 081	16 513	10 528
763 SOUND RECORDER, PHONOGRPH	8 647	43 608	27 967	516 OTHER ORGANIC CHEMICALS	29 935	7 896	5 079
764 TELECOMM. EQUIP. PARTS NES	13 955	67 126	43 160	522 INORGANIC CHEM. ELEMENTS	48 015	10 455	6 741
771 ELECT POWER MACHNRY, PARTS	9 154	29 719	19 048	523 METAL. SALTS, INORGAN. ACID	81 511	10 916	6 999
772 ELEC. SWITCH, RELAY, CIRCUIT	7 654	81 019	51 928	524 OTHER CHEMICAL COMPOUNDS	2 446	45 527	29 346
773 ELECTRIC DISTRIBUT. EQPT NES	3 098	9 475	6 162	531 SYNTH. COLOURS, LAKES, ETC.	47 891	146 354	93 819
774 ELECTRO-MEDCL. XRAY EQUIP	68	341	221	532 DYEING, TANNING MATERIALS	41 399	8 991	5 721
775 DOM. ELEC. NON-ELEC. EQUIPT	21 048	47 138	30 071	533 PIGMENTS, PAINTS, ETC.	52 621	50 072	32 193
776 TRANSISTORS, VALVES, ETC.	2 138	113 181	72 591	541 MEDICINES, ETC. EXC. GRP542	5 492	34 938	22 299
778 ELECTRIC MACH. APPART. NES	20 649	81 722	52 475	542 MEDICAMENTS	11 203	67 278	43 143
781 PASS. MOTOR VEHCLS. EX. BUS	159	184	116	551 ESSNTL. OIL, PERFUME, FLAVR	2 500	5 260	3 386
784 PARTS, TRACTORS, MOTOR VEH	106	149	92	553 PERFUMERY, COSMETICS, ETC.	13 787	18 959	12 132
785 CYCLES, MOTORCYCLES ETC.	3 306	3 167	2 040	554 SOAP, CLEANERS, POLISH, ETC	58 003	23 024	14 824
786 TRAILERS, SEMI-TRAILER, ETC	14 747	679	436	562 FERTILIZER, EXCEPT GRP272	2 733	223	136
791 RAILWAY VEHICLES, EQUIPNT	25	78	53	571 POLYMERS OF ETHYLENE	55 412	7 959	5 068
792 AIRCRAFT, ASSOCTD. EQUIPNT	7	124	81	572 POLYMERS OF STYRENE	101 829	17 169	10 865
793 SHIP, BOAT, FLOAT. STRUCTRS	727	1 018	623	573 POLYMERS, VINYL CHLORIDE	125 158	14 759	9 516
813 LIGHTING FIXTURES ETC. NES	12 835	24 531	15 643	574 POLYACETAL, POLYCARBONATE	74 116	32 539	20 858
821 FURNITURE, CUSHIONS, ETC.	3 561	3 278	2 123	575 OTH. PLASTIC, PRIMARY FORM	167 078	62 711	40 227
831 TRUNK, SUITCASES, BAG, ETC.	26 351	47 346	30 448	579 PLASTIC WASTE, SCRAP ETC	59 055	3 254	2 103
841 MENS, BOYS CLOTHING, X-KNIT	188 286	655 775	423 978	581 PLASTIC TUBE, PIPE, HOSE	1 566	2 277	1 473
842 WOMEN, GIRLS CLOTHING, X-KNIT	103 130	600 868	387 780	582 PLASTIC PLATE, SHEETS, ETC	35 551	31 084	19 987
843 MENS, BOYS CLOTHING, KNIT	18 481	68 786	43 924	583 MONOFILAMENT OF PLASTICS	935	601	388
844 WOMEN, GIRLS CLOTHING, KNIT	44 976	235 676	153 962	591 INSECTICIDES, ETC.	1 159	1 662	1 077
845 OTH. TEXTILE APPAREL, NES	121 039	792 690	516 642	592 STARCHES, INULIN, ETC.	169 812	14 817	9 577
846 CLOTHING ACCESSRS, FABRIC	11 007	27 470	18 041	593 EXPLOSIVES, PYROTECHNICS	59	280	183
848 CLOTHING, NONTEXTL; HEADGEAR	12 442	30 847	19 968	597 PREPARED ADDITIVES, LIQUIDS	36 427	12 482	8 053
851 FOOTWEAR	10 983	19 170	12 244	598 MISC. CHEMICAL PRODS. NES	158 558	88 615	57 066
871 OPTICAL INSTRUMENTS, NES	1 564	17 981	11 496	600 CPL AND PLANT CHAP 69-76	270	696	441
872 MEDICAL INSTRUMENTS NES	2 942	5 953	3 816	611 LEATHER	17 497	14 274	9 209
873 METERS, COUNTERS, NES	318	4 651	2 946	612 MANUFACT. LEATHER ETC. NES	68	1 074	679
874 MEASURE, CONTROL INSTRMNT	1 980	14 887	9 593	613 FURSKINS, TANNED, DRESSED	101	2 899	1 852
881 PHOTOGRAPH APPAR. ETC. NES	4 711	97 842	63 237	621 MATERIALS OF RUBBER	4 785	3 724	2 409
882 PHOTO. CINEMATOGRPH. SUPPL	843	7 072	4 534	625 RUBBER TYRES, TUBES, ETC.	1 779	1 756	1 112
883 CINE. FILM EXPOS. DEVELPD	8	119	73				
884 OPTICAL GOODS NES	1 066	15 202	9 725				



## 7 IMPORTS AND EXPORTS (SPECIAL TRADE) BY COUNTRIES OF PRODUCTION AND CONSUMPTION AND BY GROUPS OF THE SITC-REV. III 1992

GROUP DESCRIPTION	DT = 100 KG	1 000 DM	1 000 \$	GROUP DESCRIPTION	DT = 100 KG	1 000 DM	1 000 \$
629 ARTICLES OF RUBBER, NES	1 071	5 016	3 229	821 FURNITURE, CUSHIONS, ETC.	10 916	13 630	8 827
634 VENEERS, PLYWOOD, ETC.	2 718	274	174	831 TRUNK, SUITCASES, BAG, ETC	1 327	19 703	12 620
635 WOOD MANUFACTURES, NES	2 401	1 476	952	841 MENS, BOYS CLOTHING, X-KNIT	738	13 212	8 612
641 PAPER AND PAPERBOARD	336 550	45 811	29 558	842 WOMEN, GIRL CLOTHING, XKNIT	1 103	40 032	26 079
642 PAPER, PAPERBOARD, CUT ETC	65 212	25 288	16 279	843 MENS, BOYS CLOTHING, KNIT	97	772	488
651 TEXTILE YARN	6 169	14 060	9 009	844 WOMEN, GIRLS CLOTHING, KNIT	101	2 362	1 544
652 COTTON FABRICS, WOVEN	7 072	25 869	16 586	845 OTHR. TEXTILE APPAREL, NES	623	11 588	7 569
653 FABRICS, MAN-MADE FIBRES	10 488	44 210	28 437	846 CLOTHING ACCESSRS, FABRIC	579	5 206	3 398
654 OTH. TEXTILE FABRIC, WOVEN	3 911	16 260	10 467	848 CLOTHNG, NONXTL; HEADGEAR	380	7 195	4 588
655 KNIT, CROCHET, FABRIC NES	2 670	12 153	7 814	851 FOOTWEAR	1 729	15 750	10 148
656 TULLE, LACE, EMBROIDRY, ETC	685	4 078	2 603	871 OPTICAL INSTRUMENTS, NES	156	4 655	2 988
657 SPECIAL YARN, TXTL. FABRIC	29 303	83 260	53 546	872 MEDICAL INSTRUMENTS NES	837	22 960	14 869
658 TEXTILE ARTICLES NES	548	2 631	1 688	873 METERS, COUNTERS, NES	53	1 075	683
659 FLOOR COVERINGS, ETC.	3 150	1 952	1 233	874 MEASURE, CONTROL INSTRMNT	3 754	63 593	40 976
661 LIME, CEMENT, CONSTR. MATRL	1 137	280	184	881 PHOTOGRAPH APPAR. ETC. NES	1 522	23 842	15 225
662 CLAY, REFRCT. CONSTR. MATRL	53 263	8 395	5 433	882 PHOTO. CINEMATOGRPH. SUPPL	65 723	82 966	53 525
663 MINERAL MANUFACTURES, NES	9 306	8 955	5 745	884 OPTICAL GOODS NES	208	21 636	13 862
664 GLASS	18 213	16 347	10 561	885 WATCHES AND CLOCKS	1 268	162 408	104 375
665 GLASSWARE	5 093	11 635	7 456	891 ARMS AND AMMUNITION	74	625	388
666 POTTERY	1 667	4 595	2 968	892 PRINTED MATTER	5 928	9 539	6 140
667 PEARLS, PRECIOUS STONES	.	.	.	893 ARTICLES, NES, OF PLASTICS	14 147	16 512	10 670
671 PIG IRON, SPIEGELEISN, ETC	182	49	30	894 BABY CARRIAGE, TOYS, GAMES	4 826	8 989	5 758
672 INGOTS ETC. IRON OR STEEL	108 673	3 184	1 981	895 OFFICE, STATIONERY SUPPLS	3 945	23 538	15 186
673 FLAT-ROLLED IRON ETC.	55 948	4 741	2 991	896 WORKS OF ART, ANTIQUE ETC	84	3 871	2 497
674 FLAT-ROLLED PLATED IRON	21 494	2 131	1 392	897 GOLD, SILVERWARE, JEWEL NES	190	43 772	28 177
675 FLAT-ROLLED, ALLOY STEEL	160 551	43 365	28 043	898 MUSICAL INSTRUMENTS, ETC.	6 717	30 281	19 639
676 IRON, STL, BAR, SHAPES ETC.	120 668	12 178	7 806	899 MISC MANUFCTRD GOODS NES	3 905	20 538	13 201
677 RAILWAY TRACK IRON, STEEL	1 653	269	167	971 GOLD, NONMONTY EXCL ORES	3	11 034	7 186
678 WIRE OF IRON OR STEEL	3 278	1 068	691	972 MONETARY GOLD, GOLD COINS	1	1 278	810
679 TUBES, PIPES, ETC. IRON, STL	17 098	5 202	3 316				
681 SILVER, PLATINUM, ETC.	254	14 753	9 493	MACAO			
682 COPPER	34 574	33 540	21 662				
683 NICKEL	2 764	4 212	2 748	IMPORTS	107 242	384 054	250 090
684 ALUMINIUM	24 993	16 205	10 430				
685 LEAD	252	58	36	612 MANUFACT. LEATHER ETC. NES	157	327	210
686 ZINC	10 594	3 100	2 013	658 TEXTILE ARTICLES NES	155	652	412
689 MISC. NON-FERR. BASE METAL	5	51	32	761 TELEVISION RECEIVERS ETC	538	1 135	686
691 METALLIC STRUCTURES NES	9 017	7 800	5 039	764 TELECOMM. EQUIP. PARTS NES	53	141	87
692 CONTAINERS, STORAGE, TRNSP	1 815	2 919	1 889	778 ELECTRIC. MACH. APPART. NES	46	88	58
693 WIRE PRODUCTS EXCL. ELECT	4 652	3 362	2 146	813 LIGHTNG FIXTURES ETC. NES	83	213	140
694 NAILS, SCREWS, NUTS, ETC.	1 475	2 601	1 683	841 MENS, BOYS CLOTHING, X-KNIT	25 243	63 972	41 341
695 TOOLS	5 122	28 541	18 363	842 WOMEN, GIRL CLOTHING, XKNIT	19 452	57 963	37 307
696 CUTLERY	491	3 906	2 515	843 MENS, BOYS CLOTHING, KNIT	3 466	11 848	7 649
697 HOUSEHOLD EQUIPMENT, NES	6 193	4 567	2 945	844 WOMEN, GIRLS CLOTHING, KNIT	5 915	27 077	17 808
699 MANUFACT. BASE METAL, NES	10 778	20 127	12 886	845 OTHR. TEXTILE APPAREL, NES	29 601	192 965	126 595
700 CPL IND PLANT (84/85/87)	6 870	12 545	7 687	846 CLOTHING ACCESSRS, FABRIC	1 342	3 114	2 028
711 STEAM GENER. BOILERS, ETC.	5 062	5 848	3 770	848 CLOTHNG, NONXTL; HEADGEAR	270	1 147	751
712 STEAM TURBINES	2	91	59	851 FOOTWEAR	314	544	353
713 INTRNL COMBUS PSTN ENGIN	4 628	25 419	16 267	871 OPTICAL INSTRUMENTS, NES	282	875	558
714 ENGINES, MOTORS NON-ELECT	2	59	38	881 PHOTOGRAPH APPAR. ETC. NES	50	225	141
716 ROTATING ELECTRIC PLANT	5 415	11 877	7 633	894 BABY CARRIAGE, TOYS, GAMES	3 684	4 971	3 255
718 OTH. POWR. GENRTNG. MACHNRY	835	3 335	2 130	895 OFFICE, STATIONERY SUPPLS	35	105	68
721 AGRIC. MACHINES, EX. TRACTR	220	1 715	1 101	896 WORKS OF ART, ANTIQUE ETC	3	171	109
723 CIVIL ENGINEERING EQUIPT	34 905	68 518	43 653	897 GOLD, SILVERWARE, JEWEL NES	60	543	350
724 TEXTILE, LEATHER MACHINES	30 883	183 522	118 732	898 MUSICAL INSTRUMENTS, ETC.	16 315	15 524	9 896
725 PAPER, PULP MILL MACHINES	7 579	17 914	11 586	899 MISC MANUFCTRD GOODS NES	15	84	57
726 PRINTNG, BOOKBINDNG MACHS	31 603	115 021	74 204				
727 FOOD-PROCESS. MCH. NON DOM	853	6 505	4 072	EXPORTS	7 688	22 050	14 410
728 OTH. MACH, PTS, SPCL INDUST	41 390	107 209	68 989				
731 METAL REMOVAL WORK TOOLS	1 013	4 657	3 085	098 EDIBLE PROD. PREPRTNS, NES	691	696	440
733 MACH-TOOLS, METAL-WORKING	2 062	6 167	4 023	112 ALCOHOLIC BEVERAGES	353	61	37
735 PARTS, NES, FOR MACH-TOOLS	533	8 454	5 375	533 PIGMENTS, PAINTS, ETC.	61	192	125
737 METALWORKING MACHNRY NES	1 591	6 166	4 017	542 MEDICAMENTS	16	71	46
741 HEATNG, COOLNG EQUIP, PART	17 650	44 899	28 814	593 EXPLOSIVES, PYROTECHNICS	10	50	33
742 PUMPS FOR LIQUIDS, PARTS	6 529	23 724	15 220	641 PAPER AND PAPERBOARD	70	48	31
743 PUMPS NES, CENTRIFUGS ETC	16 223	30 019	19 304	651 TEXTILE YARN	324	1 284	801
744 MECHANICAL HANDLING EQUIP	18 680	43 887	27 878	655 KNIT, CROCHET, FABRIC NES	89	422	273
745 OTH. NONELEC MCH, TOOL, NES	7 124	51 257	32 762	666 POTTERY	21	46	31
746 BALL OR ROLLER BEARINGS	505	3 126	2 001	716 ROTATING ELECTRIC PLANT	4	50	32
747 TAPS, COCKS, VALVES, ETC.	7 262	32 033	20 600	723 CIVIL ENGINEERING EQUIPT	135	450	271
748 TRANSMISSIONS SHAFTS ETC	3 083	9 339	5 998	724 TEXTILE, LEATHER MACHINES	2 459	10 920	7 116
749 NON-ELECT MACH. PARTS, ETC	2 876	15 168	9 765	728 OTH. MACH, PTS, SPCL INDUST	98	300	199
751 OFFICE MACHINES	2 635	10 946	7 152	741 HEATNG, COOLNG EQUIP, PART	115	307	196
752 AUTOMATC. DATA PROC. EQUIP	885	15 425	9 811	743 PUMPS NES, CENTRIFUGS ETC	5	65	43
759 PARTS, FOR OFFICE MACHINS	1 258	11 588	7 518	744 MECHANICAL HANDLING EQUIP	2 571	4 452	3 009
761 TELEVISION RECEIVERS ETC	88	894	567	764 TELECOMM. EQUIP. PARTS NES	39	246	163
762 RADIO-BROADCAST RECEIVER	576	1 553	1 010	772 ELEC. SWITCH, RELAY, CIRCUIT	16	120	76
763 SOUND RECORDER, PHONOGRPH	182	3 143	2 038	773 ELECTR. DISTIBT. EQPT NES	25	78	51
764 TELECOMM. EQUIP. PARTS NES	2 599	17 169	11 028	781 PASS. MOTOR VEHCLS. EX. BUS	173	889	450
771 ELECT POWER MACHNRY, PARTS	5 327	11 907	7 747	842 WOMEN, GIRL CLOTHING, XKNIT	4	254	167
772 ELEC. SWITCH, RELAY, CIRCUIT	14 975	83 291	53 338	845 OTHR. TEXTILE APPAREL, NES	3	85	53
774 ELECTR. DISTIBT. EQPT NES	11 176	15 661	10 006	874 MEASURE, CONTROL INSTRMNT	13	350	227
775 ELECT-MEDCL. XRAY EQUIP	520	13 963	8 952	892 PRINTED MATTER	38	101	69
776 DOM. ELEC, NON-ELEC. EQUIPT	12 383	40 792	26 481	893 ARTICLES, NES, OF PLASTICS	34	135	84
777 TRANSISTORS, VALVES, ETC.	3 822	113 006	72 572	896 WORKS OF ART, ANTIQUE ETC		54	35
778 ELECTRIC. MACH. APPART. NES	27 820	80 623	51 893				
781 PASS. MOTOR VEHCLS. EX. BUS	131 061	518 402	332 655	AUSTRALIA			
782 GOODS, SPCL TRANSPORT VEH	7 672	13 576	8 677				
783 ROAD MOTOR VEHICLES NES	5 988	8 148	5 203	IMPORTS	91 614 415	2 143 525	1 370 045
784 PARTS, TRACTORS, MOTOR VEH	19 469	81 669	52 782				
785 CYCLES, MOTORCYCLES ETC.	334	579	366	011 BOVINE MEAT	6 004	3 119	2 035
786 TRAILERS, SEMI-TRAILER, ETC	1 896	2 161	1 359	012 OTHER MEAT, MEAT OFFAL	55 083	33 573	21 514
791 RAILWAY VEHICLES, EQUIPNT	1 922	7 653	4 821	024 CHEESE AND CURD	1 627	896	524
792 AIRCRAFT, ASSOCTD. EQUIPNT	20	3 903	2 438	034 FISH, FRESH, CHILLED, FROZN	2 292	3 017	1 911
793 SHIP, BOAT, FLOAT, STRUCTRS	158 700	61 000	37 652	036 CRUSTACEANS, MOLLUSCS ETC	37	101	64
800 CPL IND PLANT CHAP 90/94	25	284	191	037 FISH ETC. PREPD, PRSVD. NES	20	87	55
811 PREFABRICATED BUILDINGS	70	69	44	042 RICE	17 652	624	420
812 PLUMBNG, SANITRY, EQPT, ETC	1 230	1 698	1 087	045 OTHER CEREALS, UNMILLED	165 461	3 045	2 046
813 LIGHTNG FIXTURES ETC. NES	3 242	12 073	7 740	054 VEGETABLES	334 834	23 806	15 198



7 IMPORTS AND EXPORTS (SPECIAL TRADE) BY COUNTRIES OF PRODUCTION AND CONSUMPTION AND BY GROUPS OF THE SITC-REV. III 1992

GROUP DESCRIPTION	DT = 100 KG	1 000 DM	1 000 \$	GROUP DESCRIPTION	DT = 100 KG	1 000 DM	1 000 \$
057 FRUIT,NUTS EXCL.OIL NUTS	181 938	40 795	26 088	751 OFFICE MACHINES	18	103	66
058 FRUIT,PRESERVED,PREPARED	93 401	14 877	9 468	752 AUTOMATC.DATA PROC.EQUIP	600	5 686	3 627
059 FRUIT, VEGETABLE JUICES	1 138	351	215	759 PARTS, FOR OFFICE MACHINS	136	2 323	1 481
061 SUGARS,MOLASSES,HONEY	15 556	2 608	1 643	763 SOUND RECORDER,PHONOGRPH	1	82	56
062 SUGAR CONFECTIONERY	1 304	1 011	658	764 TELECOMM.EQUIP.PARTS NES	260	4 737	3 037
071 COFFEE,COFFEE SUBSTITUTE	136	67	41	771 ELECT POWER MACHNY,PARTS	68	885	556
081 ANIMAL FEED STUFF	204 876	5 842	3 706	772 ELEC.SWITCH.RELAY.CIRCUIT	411	5 369	3 453
098 EDIBLE PROD.PREPRNTS,NES	164	215	134	773 ELECTR DISTRIBT.EQPT NES	67	249	157
112 ALCOHOLIC BEVERAGES	5 437	2 197	1 412	774 ELECTRO-MEDCL,XRAY EQUIP	10	279	178
211 HIDES,SKINS(EX.FURS),RAW	21 623	6 125	3 917	775 DOM.ELEC,NON-ELEC.EQUIPT	16	83	52
212 FURSKINS, RAW	313	1 406	947	776 TRANSISTORS, VALVES, ETC.	278	2 393	1 566
222 OILSEED(SFT.FIX VEG.OIL)	10 437	685	448	778 ELECTRIC.MACH.APPART.NES	12 207	15 158	9 713
223 OILSEED(OTH.FIX.VEG.OIL)	10 490	1 349	859	781 PASS.MOTOR VEHCLS.EX.BUS	267	588	378
248 WOOD, SIMPLY WORKED	910	80	51	784 PARTS,TRACTORS,MOTOR VEH	2 549	3 350	2 141
263 COTTON	37 978	9 332	6 163	785 CYCLES,MOTORCYCLES ETC.	172	404	254
268 WOOL, OTHER ANIMAL HAIR	570 192	459 982	291 720	791 RAILWAY VEHICLES.EQUIPNT	118	68	44
269 WORN CLOTHING,TEXTL.ARTL	618	86	53	792 AIRCRAFT, ASSOCTD.EQUIPNT	119	2 148	1 381
273 STONE, SAND AND GRAVEL	18 123	612	404	793 SHIP,BOAT,FLOAT.STRUCTRS	179	550	342
277 NATURAL ABRASIVES, NES	7 081	1 376	888	811 PREFABRICATED BUILDINGS	1 187	315	200
278 OTHER CRUDE MINERALS	290 419	12 877	8 376	813 LIGHTING FIXTURES ETC.NES	30	110	72
281 IRON ORE, CONCENTRATES	57 143 095	280 295	178 938	821 FURNITURE, CUSHIONS, ETC.	157	377	245
282 FERROUS WASTE AND SCRAP	2 965	199	125	831 TRUNK, SUITCASES, BAG, ETC	4	50	30
283 COPPER ORES, CONCENTRATES	85 188	9 198	5 843	841 MENS,BOYS CLOTHNG,X-KNIT	107	517	333
284 NICKEL ORES,CONCTR,MATTE	151 237	141 258	90 504	842 WOMEN,GIRL CLOTHING,XKNIT	12	80	53
285 ALUMINIUM ORE,CONCTR,ETC	12 959 855	119 932	76 772	843 MENS,BOYS CLOTHING,KNIT	3	94	60
287 ORE,CONCENTR.BASE METALS	2 009 190	82 193	52 028	844 WOMEN,GIRLS CLOTHNG,KNIT	6	70	46
288 NON-FERROUS WASTE,SCRAP	118 519	2 112	1 314	845 OTHR.TEXTILE APPAREL,NES	2 638	13 036	8 458
289 PREC.METAL ORES,CONCTR	327	12 345	7 845	846 CLOTHING ACCESSRS,FABRIC	6	120	74
291 CRUDE ANIMAL MATERLS,NES	12 741	21 601	13 866	848 CLOTHNG,NONTXTL;HEADGEAR	371	2 392	1 564
292 CRUDE VEG.MATERIALS, NES	198 278	15 132	9 630	851 FOOTWEAR	24	106	69
321 COAL,NOT AGGLOMERATED	13 987 688	135 310	86 527	871 OPTICAL INSTRUMENTS,NES	24	760	489
322 BRIQUETTES,LIGNITE,PEAT	379 108	3 932	2 448	872 MEDICAL INSTRUMENTS NES	114	2 723	1 738
325 COKE,SEMI-COKE,RET.CARBN	719 561	11 720	7 485	873 METERS,COUNTERS,NES	5	58	34
333 PETROLEUM OILS, CRUDE	806 658	20 655	13 085	874 MEASURE,CONTROL INSTRMNT	446	19 506	12 406
431 ANIMAL,VEG.FATS,OILS,NES	1 175	569	363	881 PHOTOGRAPH APPAR.ETC.NES	30	354	223
514 NITROGEN-FUNCT.COMPOUNDS	200	52	33	882 PHOTO.CINEMATOGRPH.SUPPL	309	3 517	2 205
515 ORGANO-INORGANIC COMPNDS	61	97	60	883 CINE.FILM EXPOSD.DEVELPD	1	68	46
522 INORGANIC CHEM.ELEMENTS	77 412	12 411	7 959	884 OPTICAL GOODS NES	410	4 677	2 996
523 METAL.SALTS,INORGAN.ACID	664	212	135	885 WATCHES AND CLOCKS	105	105	66
525 RADIO-ACTIVE MATERIALS		397	256	891 ARMS AND AMMUNITION	226	323	203
533 PIGMENTS, PAINTS, ETC.	211	70	46	892 PRINTED MATTER	624	1 120	719
541 MEDICINES,ETC.EXC.GRP542	162	4 197	2 705	893 ARTICLES,NES,OF PLASTICS	1 468	1 478	943
542 MEDICAMENTS	17	189	127	894 BABY,CARRIAGE,TOYS,GAMES	449	3 127	2 001
551 ESSNTL.OIL,PERFUME,FLAVR	64	464	293	896 WORKS OF ART,ANTIQUE ETC	122	1 862	1 209
553 PERFUMERY,COSMETICS,ETC.	76	174	112	897 GOLD,SILVERWARE,JEWEL NES	4	273	171
575 OTH.PLASTIC,PRIMARY FORM	301	166	105	898 MUSICAL INSTRUMENTS,ETC.	194	1 904	1 209
581 PLASTIC TUBE,PIPE,HOSE	4	58	37	899 MISC MANUFACTRD GOODS NES	86	7 305	4 734
582 PLASTIC PLATE,SHEETS,ETC	98	48	30	961 COIN NONGOLD NONCURRENT	232	20 274	13 170
591 INSECTICIDES, ETC.	693	1 090	696	971 GOLD,NONMONTY EXCL ORES	155	13 320	8 932
598 MISC.CHEMICAL PRODS,NES	1 733	1 880	1 242	972 MONETARY GOLD,GOLD COINS	43	74 502	48 579
611 LEATHER	148	761	482	EXPORTS	3 773 463	3 867 542	2 476 804
612 MANUFACT. LEATHER ETC.NES	106	664	432	017 MEAT,OFFL.PRPD,PRSD,NES	115	200	129
613 FURSKINS,TANNED,DRESSED	247	492	325	024 CHEESE AND CURD	11 128	8 691	5 558
625 RUBBER TYRES,TUBES,ETC.	1 071	734	468	034 FISH,FRESH,CHILLED,FROZN		93	63
629 ARTICLES OF RUBBER, NES	558	601	387	037 FISH ETC.PRPD,PRSD,NES	4 866	3 722	2 368
634 VENEERS, PLYWOOD, ETC.	271	51	34	048 CEREAL PREPARATIONS	13 124	5 598	3 646
635 WOOD MANUFACTURES, NES	611	155	100	054 VEGETABLES	597	648	430
653 FABRICS,MAN-MADE FBRES	115	109	70	056 VEGETABLES, PRPD,PRSD,NES	3 758	2 327	1 480
654 OTH.TEXTILE FABRIC,WOVEN	169	62	41	057 FRUIT,NUTS EXCL.OIL NUTS	55	66	44
658 TEXTILE ARTICLES NES	89	339	221	058 FRUIT,PRESERVED,PREPARED	786	350	222
663 MINERAL MANUFACTURES,NES	170	659	420	059 FRUIT, VEGETABLE JUICES	177	138	92
664 GLASS	1 279	973	625	061 SUGARS,MOLASSES,HONEY	38 638	2 056	1 333
665 GLASSWARE	1 053	500	321	062 SUGAR CONFECTIONERY	2 729	1 399	913
666 POTTERY	31	93	61	071 COFFEE,COFFEE SUBSTITUTE	7 675	6 303	4 054
667 PEARLS,PRECIOUS STONES				073 CHOCOLATE,OTH.COCOA PREP	10 146	8 007	5 205
672 INGOTS ETC.IRON OR STEEL	4 797	1 670	1 057	074 TEA AND MATE	247	171	114
674 FLAT-ROLLED PLATED IRON	372 652	30 074	19 441	075 SPICES	934	847	532
682 COPPER	326 894	121 178	77 049	081 ANIMAL FEED STUFF	1 153	1 833	1 181
683 NICKEL	37 610	42 197	27 021	098 EDIBLE PROD.PREPRNTS,NES	7 401	3 995	2 565
684 ALUMINIUM	653	259	169	111 NON-ALCOHOL.BEVERAGE,NES	775	106	66
691 METALLIC STRUCTURES NES	51	78	48	112 ALCOHOLIC BEVERAGES	13 201	4 340	2 804
692 CONTAINERS,STORAGE,TRNSP	43	132	88	122 TOBACCO, MANUFACTURED	193	625	410
694 NAILS,SCREWS,NUTS,ETC.	123	203	124	222 OILSEED(SFT.FIX VEG.OIL)	896	49	30
695 TOOLS	292	840	535	223 OILSEED(OTH.FIX.VEG.OIL)	68	51	32
699 MANUFACTS.BASE METAL,NES	3 767	2 015	1 285	232 SYNTHETIC RUBBER, ETC.	2 441	792	513
713 INTRNL COMBUS PSTN ENGIN	98 859	108 246	69 440	246 WOOD IN CHIPS, PARTICLES	2 756	51	32
714 ENGINES,MOTORS NON-ELECT	44	5 523	3 440	248 WOOD, SIMPLY WORKED	1 110	224	149
716 ROTATING ELECTRIC PLANT	180	561	366	251 PULP AND WASTE PAPER	4 226	906	584
718 OTH.PQMR.GENRTNG.MACHNRY	557	965	609	266 SYNTHETIC FIBRES	24 928	9 186	5 935
721 AGRIC.MACHINES,EX.TRACTR	78	75	50	267 OTHER MAN-MADE FIBRES	625	295	186
723 CIVIL ENGINEERING EQUIPT	283	768	491	268 WOOL, OTHER ANIMAL HAIR	159	208	138
724 TEXTILE,LEATHER MACHINES	98	152	98	269 WORN CLOTHING,TEXTL.ARTL	402	275	169
725 PAPER,PULP MILL MACHINES	162	86	52	272 FERTILIZERS, CRUDE	2 438	133	84
726 PRINTNG,BOOKBINDNG MACHS	67	209	130	273 STONE, SAND AND GRAVEL	6 371	287	188
727 FOOD-PROCESS.MCH.NON DOM	266	1 457	916	278 OTHER CRUDE MINERALS	51 209	2 019	1 294
728 OTH.MACH.PTS,SPCL INDUST	814	2 218	1 426	285 ALUMINIUM ORE,CONCTR.ETC	3 354	447	297
731 METAL REMOVAL WORK TOOLS	787	4 946	3 272	291 CRUDE ANIMAL MATERLS,NES	3	138	85
733 MACH-TOOLS,METAL-WORKING	137	347	266	292 CRUDE VEG.MATERIALS, NES	3 101	3 932	2 532
735 PARTS,NES, FOR MACH-TOOLS	45	411	1 126	322 BRIQUETTES,LIGNITE,PEAT	53 702	1 089	699
737 METALWORKING MACHNRY NES	197	1 709	723	334 PETROLEUM PRODUCTS	45 041	6 528	4 182
741 HEATNG,COOLNG EQUIP,PART	705	1 155	729	335 RESIDUAL PETROL.PRODUCTS	282 740	7 878	5 065
742 PUMPS FOR LIQUIDS,PARTS	98	455	245	431 ANIMAL,VEG.FATS,OILS,NES	6 963	1 018	638
743 PUMPS NES,CENTRIFUGS ETC	961	5 105	3 228	511 HYDROCARBONS,NES,DERIVTS	12 192	2 490	1 596
744 MECHANICAL HANDLING EQUIP	57	379	245	512 ALCOHOL,PHENOL,ETC.DERIV	82 263	10 666	6 968
745 OTH.NONELEC MCH,TOOL,NES	530	3 329	2 111	513 CARBOXYLIC ACIDS,DERIVTS	35 964	18 693	11 769
746 BALL OR ROLLER BEARINGS	615	1 279	845	514 NITROGEN-FUNCT.COMPOUNDS	22 513	11 580	7 479
747 TAPS,COCKS,VALVES,ETC.	422	2 314	1 472	515 ORGANO-INORGANIC COMPNDS	12 634	38 436	24 590
748 TRANSMISSIONS SHAFTS ETC	435	1 219	777				
749 NON-ELECT MACH.PARTS,ETC	129	560	372				



## 7 IMPORTS AND EXPORTS (SPECIAL TRADE) BY COUNTRIES OF PRODUCTION AND CONSUMPTION AND BY GROUPS OF THE SITC-REV. III 1992

GROUP DESCRIPTION	DT = 100 KG	1 000 DM	1 000 \$	GROUP DESCRIPTION	DT = 100 KG	1 000 DM	1 000 \$
516 OTHER ORGANIC CHEMICALS	8 419	8 854	5 775	745 OTH.NONELEC MCH,TOOL,NES	17 816	86 947	55 797
522 INORGANIC CHEM.ELEMENTS	65 924	18 564	11 913	746 BALL OR ROLLER BEARINGS	9 128	21 627	13 957
523 METAL.SALTS,INORGAN.ACID	122 406	18 797	12 019	747 TAPS,COCKS,VALVES,ETC.	6 136	43 111	27 710
524 OTHER CHEMICAL COMPOUNDS	1 321	2 664	1 725	748 TRANSMISSIONS SHAFTS ETC	15 443	41 070	26 482
525 RADIO-ACTIVE MATERIALS		518	327	749 NON-ELECT MACH.PARTS,ETC	5 962	18 088	11 657
531 SYNTH.COLOURS,LAKES,ETC.	15 745	35 900	23 049	751 OFFICE MACHINES	912	4 489	2 326
532 DYEING,TANNING MATERIALS	13 099	4 072	2 630	752 AUTOMATC.DATA PROC.EQUIP	1 314	31 893	20 614
533 PIGMENTS, PAINTS, ETC.	39 210	30 894	19 912	759 PARTS, FOR OFFICE MACHINS	1 250	13 001	8 270
541 MEDICINES, ETC. EXC. GRP542	9 429	74 260	47 875	761 TELEVISION RECEIVERS ETC	1 286	3 348	2 158
542 MEDICAMENTS	7 146	98 693	63 649	762 RADIO-BROADCAST RECEIVER	53	1 023	646
551 ESSNTL.OIL, PERFUME, FLAVR	1 454	4 344	2 782	763 SOUND RECORDER, PHONOGRPH	451	3 456	2 135
553 PERFUMERY, COSMETICS, ETC.	6 141	12 970	8 286	764 TELECOMM.EQUIP.PARTS NES	1 786	34 685	22 227
554 SOAP, CLEANERS, POLISH, ETC	37 230	15 465	9 929	771 ELECT POWER MACHNY.PARTS	7 236	21 708	13 722
562 FERTILIZER, EXCEPT GRP272	27 467	2 076	1 347	772 ELEC. SWITCH, RELAY, CIRCUIT	19 763	105 271	67 733
571 POLYMERS OF ETHYLENE	14 704	4 008	2 560	773 ELECTR DISTRIB. EQPT NES	6 227	13 306	8 546
572 POLYMERS OF STYRENE	10 883	2 988	1 917	774 ELECTRO-MEDCL, XRAY EQUIP	1 348	27 053	17 442
573 POLYMERS, VINYL CHLORIDE	17 982	3 504	2 261	775 DOM.ELEC, NON-ELEC. EQUIPT	20 648	43 386	27 820
574 POLYACETAL, POLYCARBONATE	24 966	12 003	7 716	776 TRANSISTORS, VALVES, ETC.	499	8 023	5 174
575 OTH. PLASTIC, PRIMARY FORM	123 536	51 591	33 079	778 ELECTRIC. MACH. APPART. NES	92 732	117 021	74 976
581 PLASTIC TUBE, PIPE, HOSE	3 786	11 440	7 366	781 PASS. MOTOR VEHCLS. EX. BUS	125 714	344 524	220 594
582 PLASTIC PLATE, SHEETS, ETC	42 756	40 621	26 103	782 GOODS, SPCL TRANSPORT VEH	6 779	10 768	6 947
583 MONOFILAMENT OF PLASTICS	1 685	1 559	1 000	783 ROAD MOTOR VEHICLES NES	1 993	3 298	2 040
591 INSECTICIDES, ETC.	15 636	16 045	10 321	784 PARTS, TRACTORS, MOTOR VEH	47 665	117 204	75 306
592 STARCHES, INULIN, ETC.	35 716	8 234	5 315	785 CYCLES, MOTORCYCLES ETC.	1 185	5 618	3 630
593 EXPLOSIVES, PYROTECHNICS	135	585	371	786 TRAILERS, SEMI-TRAILR, ETC	12 952	8 987	5 799
597 PREPRD ADDITIVES, LIQUIDS	14 790	6 581	4 213	791 RAILWAY VEHICLES. EQUIPNT	3 774	20 342	13 201
598 MISC. CHEMICAL PRODS. NES	96 627	50 725	32 626	792 AIRCRAFT, ASSOCTD. EQUIPNT	25	4 715	3 028
611 LEATHER	1 394	973	633	800 CPL IND PLANT CHAPT 90/94	104	7 810	5 097
612 MANUFACT. LEATHER ETC. NES	6 44	378	243	811 PREFABICATED BUILDINGS	154	164	104
621 MATERIALS OF RUBBER	6 307	5 954	3 811	812 PLUMBING, SANITRY, EQPT. ETC	1 041	1 012	644
625 RUBBER TYRES, TUBES, ETC.	19 684	15 250	9 801	813 LIGHTING FIXTURES ETC. NES	4 325	12 323	7 903
629 ARTICLES OF RUBBER, NES	9 593	17 265	11 199	821 FURNITURE, CUSHIONS, ETC.	10 280	14 438	9 279
633 CORK MANUFACTURES	200	758	495	831 TRUNK, SUITCASES, BAG, ETC	238	1 306	838
634 VENEERS, PLYWOOD, ETC.	7 094	2 904	1 867	841 MENS, BOYS CLOTHING, X-KNIT	25	472	299
635 WOOD MANUFACTURES, NES	1 243	1 138	722	842 WOMEN, GIRL CLOTHING, XKNIT	429	11 512	7 333
641 PAPER AND PAPERBOARD	740 362	135 847	87 251	844 WOMEN, GIRLS CLOTHING, KNIT	38	764	474
642 PAPER, PAPERBOARD, CUT ETC	65 728	23 778	15 252	845 OTHR. TEXTILE APPAREL, NES	89	2 124	1 338
651 TEXTILE YARN	11 788	17 082	10 943	846 CLOTHING ACCESSRS, FABRIC	445	2 479	1 593
652 COTTON FABRICS, WOVEN	1 272	4 849	3 089	848 CLOTHING, NONTXTL; HEADGEAR	100	1 255	798
653 FABRICS, MAN-MADE FIBRES	3 223	14 700	9 358	851 FOOTWEAR	800	5 490	3 482
654 OTH. TEXTILE FABRIC, WOVEN	433	3 033	1 944	871 OPTICAL INSTRUMENTS, NES	309	8 417	5 391
655 KNIT, CROCHET, FABRIC NES	1 284	2 766	1 787	872 MEDICAL INSTRUMENTS NES	1 727	36 084	23 288
656 TULLE, LACE, EMBROIDRY, ETC	782	2 916	1 892	873 METERS, COUNTERS, NES	447	5 302	3 385
657 SPECIAL YARN, TXTL. FABRIC	6 707	17 708	11 393	874 MEASURE, CONTROL INSTRMNT	5 809	110 872	71 073
658 TEXTILE ARTICLES NES	351	1 646	1 063	881 PHOTOGRAPH APPAR. ETC. NES	930	10 617	6 808
659 FLOOR COVERINGS, ETC.	1 676	1 530	979	882 PHOTO. CINEMATOGRPH. SUPPL	27 806	37 606	24 351
661 LIME, CEMENT, CONSTR. MATRL	878	188	123	883 CINE. FILM EXPOSD. DEVELPD	1	49	33
662 CLAY, REFRCT. CONSTR. MATRL	67 771	11 339	7 282	884 OPTICAL GOODS NES	180	12 393	7 968
663 MINERAL MANUFACTURES, NES	25 731	19 165	12 321	885 WATCHES AND CLOCKS	1 118	9 807	6 284
664 GLASS	94 097	15 416	9 936	891 ARMS AND AMMUNITION	242	1 113	721
665 GLASSWARE	14 679	15 283	9 826	892 PRINTED MATTER	9 505	31 071	20 081
666 POTTERY	2 637	4 666	3 000	893 ARTICLES, NES, OF PLASTICS	52 234	46 596	30 049
667 PEARLS, PRECIOUS STONES				894 BABY CARRIAGE, TOYS, GAMES	2 718	6 699	4 293
671 PIG IRON, SPIEGELEISN, ETC	10 876	2 450	1 557	895 OFFICE, STATIONERY SUPPLS	3 959	11 734	7 564
672 INGOTS ETC. IRON OR STEEL	232	61	39	896 WORKS OF ART, ANTIQUE ETC	49	2 795	1 849
673 FLAT-ROLLED IRON ETC.	6 370	1 211	780	897 GOLD, SILVERWARE, JEWEL NES	51	9 319	6 027
674 FLAT-ROLLED PLATED IRON	10 804	2 276	1 457	898 MUSICAL INSTRUMENTS, ETC.	13 743	37 040	23 765
675 FLAT-ROLLED, ALLOY STEEL	48 564	13 983	9 243	899 MISC MANUFACTRD GOODS NES	1 994	12 077	7 772
676 IRON, STL. BAR, SHAPES ETC.	28 555	8 625	5 581	941 COMPL IND PLANT CHAPT 99	447	1 011	612
677 RAILWAY TRACK IRON, STEEL	19	71	44	961 COIN NONGOLD NONCURRENT	1	448	283
678 WIRE OF IRON OR STEEL	1 294	604	390	971 GOLD, NONMONTYR EXCL ORES		518	326
679 TUBES, PIPES, ETC. IRON, STL	22 298	7 474	4 802	972 MONETARY GOLD, GOLD COINS		435	277
681 SILVER, PLATINUM, ETC.	42	2 256	1 455				
682 COPPER	19 853	13 456	8 658	PAPUA NEW G			
683 NICKEL	1 579	4 294	2 780	IMPORTS	2 066 628	257 002	165 931
684 ALUMINIUM	19 184	16 040	10 278				
686 ZINC	1 481	665	412	071 COFFEE, COFFEE SUBSTITUTE	258 493	63 195	40 900
689 MISC. NON-FERR. BASE METAL	6 815	2 630	1 670	072 COCOA	103 231	21 388	13 816
691 METALLIC STRUCTURES NES	6 864	6 289	4 026	075 SPICES	764	260	166
692 CONTAINERS, STORAGE, TRNSP	23 079	22 752	14 761	223 OILSEED (OTH. FIX. VEG. OIL)	116 169	6 203	3 934
693 WIRE PRODUCTS EXCL. ELECT	999	1 221	4 119	231 NATURAL RUBBER, ETC.	14 190	2 064	1 330
694 NAILS, SCREWS, NUTS, ETC.	5 200	6 433	4 119	248 WOOD, SIMPLY WORKED	760	126	82
695 TOOLS	6 711	26 302	16 870	283 COPPER ORES, CONCENTRATES	1 356 537	149 585	96 558
696 CUTLERY	1 389	8 163	5 257	291 CRUDE ANIMAL MATERLS. NES	56	169	108
697 HOUSEHOLD EQUIPMENT, NES	2 908	5 451	3 490	421 FIXED VEG. FAT, OILS, SOFT	15 445	881	609
699 MANUFACTS. BASE METAL, NES	47 872	68 163	43 740	422 FIXED VEG. FAT, OILS, OTHER	200 505	12 503	8 012
700 CPL IND PLANT (84/85/87)	3 054	11 190	6 993	741 HEATING, COOLING EQUIP, PART		47	31
711 STEAM GENER. BOILERS, ETC.	327	969	618	761 TELEVISION RECEIVERS ETC	51	126	87
712 STEAM TURBINES	1 026	4 551	2 881	896 WORKS OF ART, ANTIQUE ETC	29	149	98
713 INTRNL COMBUS PSTN ENGIN	28 671	87 018	55 734	EXPORTS	48 909	25 963	16 524
714 ENGINES, MOTORS NON-ELECT	108	12 276	7 595				
716 ROTATING ELECTRIC PLANT	11 548	35 327	22 692	278 OTHER CRUDE MINERALS	31 822	927	588
718 OTH. POWR. GENRTNG. MACHNRY	795	4 922	3 129	292 CRUDE VEG. MATERIALS, NES	139	208	135
721 AGRIC. MACHINES, EX. TRACTR	5 487	8 171	5 328	523 METAL. SALTS, INORGAN. ACID	836	54	34
722 TRACTORS	30 606	30 746	19 652	541 MEDICINES, ETC. EXC. GRP542	31	415	259
723 CIVIL ENGINEERING EQUIPT	44 569	69 134	44 535	542 MEDICAMENTS	1 562	537	334
724 TEXTILE, LEATHER MACHINES	10 991	51 448	32 950	575 OTH. PLASTIC, PRIMARY FORM	2 343	823	507
725 PAPER, PULP MILL MACHINES	1 974	9 905	6 481	582 PLASTIC PLATE, SHEETS, ETC	21	62	39
726 PRINTING, BOOKBINDING MACHS	70 959	340 274	211 349	598 MISC. CHEMICAL PRODS. NES	242	64	44
727 FOOD-PROCESS. MCH. NON DOM	1 866	8 817	5 781	621 MATERIALS OF RUBBER	177	387	239
728 OTH. MACH. PTS, SPCL INDUSTR	25 285	79 021	50 458	625 RUBBER TYRES, TUBES, ETC.	92	77	48
731 METAL REMOVAL WORK TOOLS	2 257	4 186	2 671	629 ARTICLES OF RUBBER, NES	451	933	580
733 MACH-TOOLS, METAL-WORKING	1 715	6 023	3 809	641 PAPER AND PAPERBOARD	3 475	1 065	690
735 PARTS, NES, FOR MACH-TOOLS	8 765	4 750	3 046	642 PAPER, PAPERBOARD, CUT ETC	336	48	31
737 METALWORKING MACHNRY NES	10 353	18 360	12 256	694 NAILS, SCREWS, NUTS, ETC.	27	59	35
741 HEATING, COOLING EQUIP, PART	10 636	36 386	23 310	695 TOOLS	33	110	65
742 PUMPS FOR LIQUIDS, PARTS	6 400	30 322	19 594	699 MANUFACTS. BASE METAL, NES	30	56	37
743 PUMPS NES, CENTRIFUGS ETC	20 071	67 815	43 629				
744 MECHANICAL HANDLING EQUIP	34 936	55 288	35 101				



## 7 IMPORTS AND EXPORTS (SPECIAL TRADE) BY COUNTRIES OF PRODUCTION AND CONSUMPTION AND BY GROUPS OF THE SITC-REV. III 1992

GROUP DESCRIPTION	DT = 100 KG	1 000 DM	1 000 \$	GROUP DESCRIPTION	DT = 100 KG	1 000 DM	1 000 \$
713 INTRNL COMBUS PSTN ENGIN	332	6 148	3 796	716 ROTATING ELECTRIC PLANT	34	156	100
718 OTH.POWR.GENRTNG.MACHNRY	13	51	32	718 OTH.POWR.GENRTNG.MACHNRY	11	143	96
723 CIVIL ENGINEERING EQUIPT	206	276	171	721 AGRIC.MACHINES,EX.TRACTR	305	673	444
727 FOOD-PROCESS.MCH.NON DOM	50	252	161	723 CIVIL ENGINEERING EQUIPT	26	130	83
728 OTH.MACH.PTS,SPCL INDUST	1 743	2 912	1 903	724 TEXTILE,LEATHER MACHINES	214	155	95
741 HEATING,COOLNG EQUIP,PART	845	2 236	1 403	725 PAPER,PULP MILL MACHINES	296	1 111	705
743 PUMPS NES,CENTRIFUGS ETC	13	86	52	727 FOOD-PROCESS.MCH.NON DOM	75	476	328
744 MECHANICAL HANDLNG EQUIP	7	53	35	728 OTH.MACH.PTS,SPCL INDUST	24	189	121
745 OTH.NONELEC MCH,TOOL,NES	50	477	296	741 HEATING,COOLNG EQUIP,PART	13	50	31
748 TRANSMISSIONS SHAFTS ETC	726	878	591	742 PUMPS FOR LIQUIDS,PARTS	13	58	38
749 NON-ELECT MACH.PARTS,ETC	18	88	57	743 PUMPS NES,CENTRIFUGS ETC	116	446	297
762 RADIO-BROADCAST RECEIVER	2	112	74	744 MECHANICAL HANDLNG EQUIP	164	217	137
764 TELECOMM,EQUIP,PARTS NES	482	3 243	2 130	745 OTH.NONELEC MCH,TOOL,NES	115	901	576
772 ELEC.SWITCH.RELAY.CIRCUT	16	106	67	747 TAPS,COCKS,VALVES,ETC.	94	307	197
773 ELECTR.DISTRIB.EQPT NES	561	438	295	749 NON-ELECT MACH.PARTS,ETC	46	97	67
778 ELECTRIC.MACH.APPART.NES	64	121	79	752 AUTOMATC.DATA PROC.EQUIP	33	571	377
781 PASS.MOTOR VEHCLS.EX.BUS	87	368	245	759 PARTS.FOR OFFICE MACHINS	2	370	240
792 AIRCRAFT,ASOCTD.EQUIPNT	1	151	97	764 TELECOMM,EQUIP,PARTS NES	4	105	67
821 FURNITURE,CUSHIONS,ETC.	113	109	73	771 ELECT.POWER MACHNY.PARTS	6	64	40
872 MEDICAL INSTRUMENTS NES	13	67	43	772 ELEC.SWITCH.RELAY.CIRCUT	238	3 767	2 409
874 MEASURE,CONTROL INSTRMNT	5	274	175	773 ELECTR.DISTRIB.EQPT NES	155	135	85
885 WATCHES AND CLOCKS	4	117	75	775 DOM.ELEC,NON-ELEC.EQUIPT	7	53	31
891 ARMS AND AMMUNITION	5	109	72	776 TRANSISTORS,VALVES,ETC.	1	90	53
892 PRINTED MATTER	34	120	75	778 ELECTRIC.MACH.APPART.NES	378	1 282	802
893 ARTICLES,NES,OF PLASTICS	45	80	52	781 PASS.MOTOR VEHCLS.EX.BUS	242	216	134
896 WORKS OF ART,ANTIQUE ETC		204	128	785 CYCLES,MOTORCYCLES ETC.	28	85	54
AUST OCEANIA				793 SHIP,BOAT,FLOAT,STRUCTRS	99	748	457
IMPORTS	37	41	26	821 FURNITURE,CUSHIONS,ETC.	104	405	257
EXPORTS	951	1 696	1 072	831 TRUNK,SUITCASES,BAG,ETC	107	716	452
541 MEDICINES,ETC,EXC.GRP542	10	65	44	841 MENS,BOYS CLOTHNG,X-KNIT	50	337	218
699 MANUFACTS.BASE METAL,NES	39	90	58	842 WOMEN,GIRL CLOTHNG,XKNIT	105	1 245	856
728 OTH.MACH.PTS,SPCL INDUST	6	62	41	843 MENS,BOYS CLOTHNG,KNIT	23	136	86
745 OTH.NONELEC MCH,TOOL,NES	135	901	570	845 OTHR.TEXTILE APPAREL,NES	74	467	297
842 WOMEN,GIRL CLOTHNG,XKNIT	5	146	89	848 CLOTHNG,NONTXL;HEADGEAR	134	694	436
851 FOOTWEAR	5	71	43	851 FOOTWEAR	94	360	232
NAURU				872 MEDICAL INSTRUMENTS NES	69	1 799	1 168
IMPORTS	82	26	17	873 METERS,COUNTERS,NES	157	1 885	1 223
EXPORTS	85	386	244	874 MEASURE,CONTROL INSTRMNT	35	1 131	718
741 HEATING,COOLNG EQUIP,PART	35	160	102	884 OPTICAL GOODS NES	122	121	78
747 TAPS,COCKS,VALVES,ETC.	12	74	46	892 PRINTED MATTER	2 164	951	597
778 ELECTRIC.MACH.APPART.NES	1	58	36	893 ARTICLES,NES,OF PLASTICS	62	174	113
NEW ZEALAND				894 BABY CARRIAGE,TOYS,GAMES	5	215	138
IMPORTS	1 880 659	620 797	398 626	897 GOLD,SILVERWARE,JEWL NES	3	405	259
011 BOVINE MEAT	893	1 500	1 004	898 MUSICAL INSTRUMENTS,ETC.	25	435	280
012 OTHER MEAT, MEAT OFFAL	271 790	175 485	112 057	899 MISC MANUFCTRD GOODS NES	11	336	214
022 MILK AND CREAM	628	542	341	024 CHEESE AND CURD	254	232	147
024 CHEESE AND CURD	15 843	5 146	3 311	037 FISH ETC.PRPD,PRSD,NES	17	91	57
034 FISH,FRESH,CHILLED,FROZN	8 068	7 007	4 462	048 CEREAL PREPARATIONS	279	136	87
036 CRUSTACEANS,MOLLUSCS ETC	1 572	899	582	054 VEGETABLES	216	52	35
037 FISH ETC.PRPD,PRSD,NES	328	179	115	056 VEGETABLES,PRPD,PRSD,NES	435	394	250
054 VEGETABLES	205 147	15 200	9 490	058 FRUIT,PRESERVED,PREPARED	136	52	33
056 VEGETABLES,PRPD,PRSD,NES	272	119	111	062 SUGAR CONFECTIONERY	316	1 147	97
057 FRUIT,NUTS EXCL.OIL NUTS	980 606	171 516	111 888	071 COFFEE,COFFEE SUBSTITUTE	2 152	1 361	877
058 FRUIT,PRESERVED,PREPARED	16 077	3 367	2 181	073 CHOCOLATE,OTH.COCOA PREP	1 413	1 112	730
059 FRUIT, VEGETABLE JUICES	802	286	186	075 SPICES	121	141	91
061 SUGARS,MOLASSES,HONEY	10 178	2 753	1 761	081 ANIMAL FEED STUFF	68	50	32
071 COFFEE,COFFEE SUBSTITUTE	1 472	361	234	098 EDIBLE PROD.PREPRTNS,NES	3 064	1 543	984
081 ANIMAL FEED STUFF	231	46	31	111 NON-ALCOHOL.BEVERAGE,NES	1 199	304	196
111 NON-ALCOHOL.BEVERAGE,NES	1 294	117	76	112 ALCOHOLIC BEVERAGES	5 495	2 392	1 546
112 ALCOHOLIC BEVERAGES	361	341	224	232 SYNTHETIC RUBBER,ETC.	951	123	77
211 HIDES,SKINS(EX.FURS),RAW	1 277	935	610	251 PULP AND WASTE PAPER	340	82	51
212 FURSKINS, RAW	227	1 427	914	266 SYNTHETIC FIBRES	898	487	314
222 OILSEED(SFT.FIX VEG.OIL)	1 330	193	126	271 OTHER MAN-MADE FIBRES	357	145	91
223 OILSEED(OTH.FIX.VEG.OIL)	1 083	97	63	273 STONE, SAND AND GRAVEL	5 598	68	45
251 PULP AND WASTE PAPER	19 902	1 328	849	278 OTHER CRUDE MINERALS	32 424	1 144	730
268 WOOL, OTHER ANIMAL HAIR	127 178	83 023	52 109	285 ALUMINIUM ORE,CONCTR.ETC	425	76	49
288 NON-FERROUS WASTE,SCRAP	3 647	267	170	292 CRUDE VEG.MATERIALS, NES	607	729	478
291 CRUDE ANIMAL MATERLS,NES	29 234	31 161	20 130	334 PETROLEUM PRODUCTS	5 522	770	489
292 CRUDE VEG.MATERIALS, NES	11 571	5 043	3 252	335 RESIDUAL PETROL.PRODUCTS	429	60	39
411 ANIMAL OILS AND FATS	9 191	2 194	1 405	421 FIXED VEG.FAT,OILS, SOFT	13 458	1 010	649
431 ANIMAL,VEG.FATS,OILS,NES	1 124	515	331	431 ANIMAL,VEG.FATS,OILS,NES	763	138	89
511 HYDROCARBONS,NES,DERIVTS	2 837	951	603	511 HYDROCARBONS,NES,DERIVTS	116	42	31
512 ALCOHOL,PHENOL,ETC.DERIV	31 905	670	432	512 ALCOHOL,PHENOL,ETC.DERIV	2 808	772	497
513 CARBOXYLIC ACIDS,DERIVTS	13	130	86	513 CARBOXYLIC ACIDS,DERIVTS	11 007	1 929	1 241
515 ORGANO-INORGANIC COMPNDS	5	51	35	514 NITROGEN-FUNCT.COMPOUNDS	6 174	2 213	1 422
541 MEDICINES,ETC,EXC.GRP542	72	1 144	732	515 ORGANO-INORGANIC COMPNDS	4 037	4 215	2 676
582 PLASTIC PLATE,SHEETS,ETC	1 200	995	632	516 OTHER ORGANIC CHEMICALS	2 233	1 698	1 081
592 STARCHES,INULIN,ETC.	108 703	66 786	43 059	522 INORGANIC CHEM.ELEMENTS	9 792	2 625	1 676
611 LEATHER	272	284	182	523 METAL.SALTS,INORGAN.ACID	34 397	3 454	2 210
613 FURSKINS,TANNED,DRESSED	1 178	3 635	2 341	524 OTHER CHEMICAL COMPOUNDS	451	254	165
629 ARTICLES OF RUBBER, NES	35	167	106	531 SYNTH.COLOURS,LAKES,ETC.	3 919	8 398	5 383
635 WOOD MANUFACTURES, NES	102	55	38	532 DYEING,TANNING MATERIALS	7 400	1 636	1 042
641 PAPER AND PAPERBOARD	3 166	307	204	533 PIGMENTS, PAINTS, ETC.	6 572	5 276	3 412
651 TEXTILE YARN	173	212	135	541 MEDICINES,ETC,EXC.GRP542	943	9 710	6 198
658 TEXTILE ARTICLES NES	33	291	174	542 MEDICAMENTS	1 181	16 158	10 400
691 METALLIC STRUCTURES NES	811	552	377	551 ESSNTL.OIL,PERFUME,FLAVR	244	693	446
695 TOOLS	28	185	122	553 PERFUMERY,COSMETICS,ETC.	325	1 099	708
699 MANUFACTS.BASE METAL,NES	480	235	147	554 SOAP,CLEANERS,POLISH,ETC	9 811	3 558	2 291
				562 FERTILIZER,EXCEPT GRP272	4 123	657	430
				571 POLYMERS OF ETHYLENE	4 094	561	366
				572 POLYMERS OF STYRENE	10 889	1 826	1 179
				573 POLYMERS,VINYL CHLORIDE	1 663	588	381
				574 POLYACETAL,POLYCARBONATE	9 908	3 936	2 518
				575 OTH.PLASTIC,PRIMARY FORM	9 190	5 170	3 311
				581 PLASTIC TUBE,PIPE,HOSE	377	946	615



## 7 IMPORTS AND EXPORTS (SPECIAL TRADE) BY COUNTRIES OF PRODUCTION AND CONSUMPTION AND BY GROUPS OF THE SITC-REV. III 1992

GROUP DESCRIPTION	DT = 100 KG	1 000 DM	1 000 \$	GROUP DESCRIPTION	DT = 100 KG	1 000 DM	1 000 \$
582 PLASTIC PLATE, SHEETS, ETC	15 764	10 663	6 886	813 LIGHTNG FIXTURES ETC. NES	284	1 094	709
583 MONOFILAMENT OF PLASTICS	807	704	453	821 FURNITURE, CUSHIONS, ETC.	1 070	1 262	822
591 INSECTICIDES, ETC.	8 084	9 878	6 182	831 TRUNK, SUITCASES, BAG, ETC	58	300	187
592 STARCHES, INULIN, ETC.	2 614	805	515	841 MENS, BOYS CLOTHING, X-KNIT	19	389	237
593 EXPLOSIVES, PYROTECHNICS	52	191	123	842 WOMEN, GIRL CLOTHING, X-KNIT	1	223	140
597 PREP. ADDITIVES, LIQUIDS	7 247	2 605	1 670	845 OTHR. TEXTILE APPAREL, NES	7	112	66
598 MISC. CHEMICAL PRODS. NES	23 026	9 827	6 296	846 CLOTHING ACCESSRS, FABRIC	81	417	266
612 MANUFACT. LEATHER ETC. NES	11	98	63	848 CLOTHING, NONTEXTL; HEADGEAR	73	181	114
621 MATERIALS OF RUBBER	1 224	650	414	851 FOOTWEAR	105	600	381
625 RUBBER TYRES, TUBES, ETC.	897	423	267	871 OPTICAL INSTRUMENTS, NES	45	867	586
629 ARTICLES OF RUBBER, NES	557	1 945	1 262	872 MEDICAL INSTRUMENTS NES	113	3 000	1 927
633 CORK MANUFACTURES	92	509	324	873 METERS, COUNTERS, NES	90	529	338
634 VENEERS, PLYWOOD, ETC.	1 081	459	299	874 MEASURE, CONTROL INSTRMNT	583	9 675	6 201
635 WOOD MANUFACTURES, NES	273	190	122	881 PHOTOGRAPH APPAR. ETC. NES	188	2 032	1 294
641 PAPER AND PAPERBOARD	123 009	24 374	15 772	882 PHOTO. CINEMATOGRPH. SUPPL	4 509	16 199	10 263
642 PAPER, PAPERBOARD, CUT ETC	7 937	2 931	1 877	884 OPTICAL GOODS NES	14	2 302	1 472
651 TEXTILE YARN	653	1 534	984	885 WATCHES AND CLOCKS	248	2 644	1 714
652 COTTON FABRICS, WOVEN	375	1 525	971	891 ARMS AND AMMUNITION	26	896	600
653 FABRICS, MAN-MADE FIBRES	1 909	7 362	4 722	892 PRINTED MATTER	1 585	3 143	2 006
654 OTH. TEXTILE FABRIC, WOVEN	362	1 660	1 060	893 ARTICLES, NES, OF PLASTICS	7 587	5 960	3 824
655 KNIT, CROCHET, FABRIC NES	572	1 286	822	894 BABY CARRIAGE, TOYS, GAMES	408	1 121	715
656 TULLE, LACE, EMBROIDRY, ETC	56	287	182	895 OFFICE, STATIONERY SUPPLS	449	2 049	1 307
657 SPECIAL YARN, TEXTL. FABRIC	912	2 545	1 643	896 WORKS OF ART, ANTIQUE ETC		57	34
658 TEXTILE ARTICLES NES	62	133	85	897 GOLD, SILVERWARE, JEWEL NES		230	150
659 FLOOR COVERINGS, ETC.	53	207	135	898 MUSICAL INSTRUMENTS, ETC.	868	3 739	2 417
662 CLAY, REFRCT. CONSTR. MATRL	3 369	626	407	899 MISC MANUFACTD GOODS NES	179	1 294	824
663 MINERAL MANUFACTURES, NES	2 103	1 565	980				
664 GLASS	5 919	1 284	824	SOLOMON IS			
665 GLASSWARE	1 935	1 727	1 098	IMPORTS	27 423	4 884	3 152
666 POTTERY	539	844	542				
667 PEARLS, PRECIOUS STONES				012 OTHER MEAT, MEAT OFFAL	51	73	49
671 PIG IRON, SPIEGELEISN, ETC	744	191	125	072 COCOA	22 226	4 090	2 623
673 FLAT-ROLLED IRON ETC.	808	100	63	422 FIXED VEG. FAT, OILS, OTHER	4 959	587	396
674 FLAT-ROLLED PLATED IRON	2 971	519	329	658 TEXTILE ARTICLES NES	87	77	49
675 FLAT-ROLLED, ALLOY STEEL	1 236	366	237				
676 IRON, STL. BAR, SHAPES ETC.	3 653	1 507	967	EXPORTS	5 799	5 098	3 323
677 RAILWAY TRACK IRON, STEEL	340	171	118				
678 WIRE OF IRON OR STEEL	534	274	179	522 INORGANIC CHEM. ELEMENTS	489	45	31
679 TUBES, PIPES, ETC. IRON, STL	751	373	243	523 METAL. SALTS, INORGAN. ACID	595	60	37
681 SILVER, PLATINUM, ETC.	11	170	106	533 PIGMENTS, PAINTS, ETC.	405	101	64
682 COPPER	3 469	2 691	1 765	635 WOOD MANUFACTURES, NES	9	162	109
684 ALUMINIUM	3 289	2 579	1 647	675 FLAT-ROLLED, ALLOY STEEL	354	242	148
686 ZINC	160	63	43	691 METALLIC STRUCTURES NES	192	93	58
691 METALLIC STRUCTURES NES	424	278	174	692 CONTAINERS, STORAGE, TRNSP	139	231	142
692 CONTAINERS, STORAGE, TRNSP	60	95	57	695 TOOLS	23	80	50
693 WIRE PRODUCTS EXCL. ELECT	990	538	346	699 MANUFACTS. BASE METAL, NES	10	94	59
694 NAILS, SCREWS, NUTS, ETC.	378	436	267	711 STEAM GENER. BOILERS, ETC.	69	104	63
695 TOOLS	1 116	3 920	2 520	716 ROTATING ELECTRIC PLANT	47	112	69
696 CUTLERY	213	1 234	791	726 PRINTNG, BOOKBINDNG MACHS	30	79	55
697 HOUSEHOLD EQUIPMENT, NES	420	703	452	727 FOOD-PROCESS. MCH. NON DOM	682	1 110	739
699 MANUFACTS. BASE METAL, NES	5 278	5 295	3 397	741 HEATING, COOLING EQUIP, PART	79	296	202
712 STEAM TURBINES	1	49	30	742 PUMPS FOR LIQUIDS, PARTS	14	146	96
713 INTRNL COMBUS PSTN ENGIN	1 124	6 235	3 922	743 PUMPS NES, CENTRIFUGS ETC	363	910	610
716 ROTATING ELECTRIC PLANT	725	1 404	905	764 TELECOMM. EQUIP, PARTS NES		75	48
718 OTH. POWR. GENERTRNG. MACHNRY	8	63	41	772 ELEC. SWITCH. RELAY. CIRCUIT	37	344	236
721 AGRIC. MACHINES, EX. TRACTR	2 497	3 804	2 478	773 ELECTR. DISTRIBT. EQPT NES	66	65	41
722 TRACTORS	11 665	10 914	6 956	874 MEASURE, CONTROL INSTRMNT		47	30
723 CIVIL ENGINEERING EQUIPT	1 369	1 803	1 180				
724 TEXTILE, LEATHER MACHINES	1 611	5 660	3 592	TUVALU			
725 PAPER, PULP MILL MACHINES	855	4 754	2 975	IMPORTS	13	274	181
726 PRINTNG, BOOKBINDNG MACHS	1 166	5 656	3 633				
727 FOOD-PROCESS. MCH. NON DOM	344	2 476	1 591	896 WORKS OF ART, ANTIQUE ETC		267	177
728 OTH. MACH, PTS, SPCL INDUST	3 117	12 525	8 124	EXPORTS	2	12	8
731 METAL REMOVAL WORK TOOLS	218	614	392				
733 MACH-TOOLS, METAL-WORKING	12	139	88	NEW CALEDON			
735 PARTS, NES, FOR MACH-TOOLS	42	314	198	IMPORTS	148 454	55 367	35 843
737 METALWORKING MACHNRY NES	122	658	416				
741 HEATING, COOLING EQUIP, PART	601	3 933	2 527	553 PERFUMERY, COSMETICS, ETC.	4	69	44
742 PUMPS FOR LIQUIDS, PARTS	1 241	3 970	2 565	671 PIG IRON, SPIEGELEISN, ETC	148 413	55 111	35 679
743 PUMPS NES, CENTRIFUGS ETC	3 233	9 587	6 134	EXPORTS	39 336	39 103	25 070
744 MECHANICAL HANDLING EQUIP	1 017	2 010	1 290				
745 OTH. NONELEC MCH. TOOL, NES	1 661	10 641	6 924	061 SUGARS, MOLASSES, HONEY	8 553	412	257
746 BALL OR ROLLER BEARINGS	27	165	103	516 OTHER ORGANIC CHEMICALS	36	139	90
747 TAPS, COCKS, VALVES, ETC.	809	5 411	3 515	523 METAL. SALTS, INORGAN. ACID	1 700	56	36
748 TRANSMISSIONS, SHAFTS ETC	1 124	3 030	1 948	582 PLASTIC PLATE, SHEETS, ETC	391	239	156
749 NON-ELECT MACH. PARTS, ETC	631	2 339	1 504	591 INSECTICIDES, ETC.	50	61	41
751 OFFICE MACHINES	914	14 050	8 576	593 EXPLOSIVES, PYROTECHNICS	30	146	100
752 AUTOMATC. DATA PROC. EQUIP	142	2 465	1 548	598 MISC. CHEMICAL PRODS. NES	475	177	117
759 PARTS, FOR OFFICE MACHINS	376	653	414	621 MATERIALS OF RUBBER	338	235	148
761 TELEVISION RECEIVERS ETC	121	242	156	625 RUBBER TYRES, TUBES, ETC.	1 237	934	585
762 RADIO-BROADCAST RECEIVER	9	148	96	629 ARTICLES OF RUBBER, NES	13	55	31
763 SOUND RECORDER, PHONOGRPH	92	478	314	641 PAPER AND PAPERBOARD	2 519	550	359
764 TELECOMM. EQUIP, PARTS NES	85	1 280	824	651 TEXTILE YARN	29	101	64
771 ELECT POWER MACHNRY, PARTS	284	802	513	662 CLAY, REFRCT. CONSTR. MATRL	2 053	281	182
772 ELEC. SWITCH. RELAY. CIRCUIT	2 767	11 517	7 394	663 MINERAL MANUFACTURES, NES	293	235	149
773 ELECTR. DISTRIBT. EQPT NES	321	661	425	664 GLASS	210	64	40
774 ELECTRO-MEDCL. XRAY EQUIP	90	2 354	1 496	665 GLASSWARE	2 288	336	230
775 DOM. ELEC, NON-ELEC. EQUIPT	6 302	9 851	6 285	666 POTTERY	16	48	32
776 TRANSISTORS, VALVES, ETC.	67	363	230	679 TUBES, PIPES, ETC. IRON, STL	3 440	394	264
778 ELECTRIC MACH. APPART. NES	10 899	10 999	7 069	684 ALUMINIUM	27	76	49
781 PASS. MOTOR VEHCLS. EX. BUS	12 188	38 141	24 500	691 METALLIC STRUCTURES NES	341	419	262
782 GOODS, SPCL TRANSPORT VEH	3 708	6 749	4 232	692 CONTAINERS, STORAGE, TRNSP	115	118	74
783 ROAD MOTOR VEHICLES NES	246	438	270	695 TOOLS	67	189	118
784 PARTS, TRACTORS, MOTOR VEH	3 652	9 324	5 992	699 MANUFACTS. BASE METAL, NES	567	946	593
785 CYCLES, MOTORCYCLES ETC.	208	863	545				
786 TRAILERS, SEMI-TRAILR, ETC	1 296	1 059	694				
792 AIRCRAFT, ASSCOTO. EQUIPNT	2	86	56				
793 SHIP, BOAT, FL. DAT. STRUCTS	27	161	98				
812 PLUMBNG, SANITRY, EQPT. ETC	125	137	87				



## 7 IMPORTS AND EXPORTS (SPECIAL TRADE) BY COUNTRIES OF PRODUCTION AND CONSUMPTION AND BY GROUPS OF THE SITC-REV. III 1992

GROUP DESCRIPTION	DT = 100 KG	1 000 DM	1 000 \$	GROUP DESCRIPTION	DT = 100 KG	1 000 DM	1 000 \$
713 INTRNL COMBUS PSTN ENGIN	39	176	114	FIJI			
721 AGRIC.MACHINES,EX.TRACTR	52	48	31				
722 TRACTORS	618	609	390	IMPORTS	152 989	7 056	4 565
723 CIVIL ENGINEERING EQUIPT	176	504	315				
724 TEXTILE,LEATHER MACHINES	38	146	97	058 FRUIT,PRESERVED,PREPARED	286	142	90
725 PAPER,PULP MILL MACHINES	43	126	79	061 SUGARS,MOLASSES,HONEY	146 233	2 440	1 611
726 PRINTING,BOOKBINDING MACHS	171	928	588	062 SUGAR CONFECTIONERY	949	353	227
727 FOOD-PROCESS.MCH.NON DOM	23	107	68	072 COCOA	3 704	743	474
728 OTH.MACH,PTS,SPCL INDUST	46	152	96	292 CRUDE VEG.MATERIALS, NES	842	682	447
733 MACH-TOOLS,METAL-WORKING	26	53	34	841 MENS,BOYS CLOTHNG,X-KNIT	207	928	615
735 PARTS,NES,FOR MACH-TOOLS	7	55	35	845 OTHR.TEXTILE APPAREL,NES	717	1 689	1 052
741 HEATNG,COOLNG EQUIP,PART	230	1 407	867	EXPORTS	50 532	6 141	3 889
743 PUMPS NES,CENTRIFUGS ETC	91	585	371				
744 MECHANICAL HANDLING EQUIP	105	203	128	061 SUGARS,MOLASSES,HONEY	3 575	153	100
745 OTH.NONELEC MCH,TOOL,NES	173	1 017	652	073 CHOCOLATE,OTH.COCOA PREP	41	85	41
747 TAPS,COCKS,VALVES,ETC.	23	182	116	278 OTHER CRUDE MINERALS	30 934	898	571
748 TRANSMISSIONS SHAFTS ETC	23	123	77	421 FIXED VEG.FAT,OILS, SOFT	420	45	30
749 NON-ELECT MACH.PARTS,ETC	46	178	117	514 NITROGEN-FUNCT.COMPOUNDS	595	182	120
751 OFFICE MACHINES	35	227	144	522 INORGANIC CHEM.ELEMENTS	2 099	144	94
764 TELECOMM.EQUIP,PARTS NES	22	123	80	523 METAL.SALTS,INORGAN.ACID	5 474	186	114
772 ELEC.SWITCH.RELAY.CIRCUIT	233	670	404	541 MEDICINES,ETC.EXC.GRP542	27	130	83
775 DOM.ELEC,NON-ELEC.EQUIPT	84	173	110	542 MEDICAMENTS	15	46	31
778 ELECTRIC.MACH.APPART,NES	168	675	433	551 ESSNTL.OIL,PERFUME,FLAVR	31	116	74
781 PASS.MOTOR VEHCLS.EX.BUS	6 310	13 719	8 872	574 POLYACETAL,POLYCARBONATE	908	151	99
782 GOODS,SPCL TRANSPORT VEH	3 277	5 325	3 444	641 PAPER AND PAPERBOARD	2 879	262	170
784 PARTS,TRACTORS,MOTOR VEH	614	2 108	1 358	642 PAPER,PAPERBOARD,CUT ETC	138	55	36
821 FURNITURE,CUSHIONS,ETC.	181	152	100	651 TEXTILE YARN	32	87	58
851 FOOTWEAR	22	91	56	653 FABRICS,MAN-MADE FIBRES	127	220	138
871 OPTICAL INSTRUMENTS,NES		89	57	662 CLAY,REFRCT.CONSTR.MATRL	1 041	165	102
872 MEDICAL INSTRUMENTS NES	1	81	54	695 TOOLS	269	276	176
874 MEASURE,CONTROL INSTRMNT	8	135	82	724 TEXTILE,LEATHER MACHINES	11	79	51
881 PHOTOGRAPH APPAR.ETC.NES	14	74	49	726 PRINTNG,BOOKBINDNG MACHS	155	496	299
882 PHOTO.CINEMATOGPH.SUPPL	244	375	239	728 OTH.MACH,PTS,SPCL INDUST	9	67	43
891 ARMS AND AMMUNITION	44	184	115	741 HEATNG,COOLNG EQUIP,PART	16	63	41
893 ARTICLES,NES,OF PLASTICS	50	92	61	743 PUMPS NES,CENTRIFUGS ETC	20	77	48
894 BABY CARRIAGE,TOYS,GAMES	30	58	40	745 OTH.NONELEC MCH,TOOL,NES	29	219	140
895 OFFICE,STATIONERY SUPPLS	59	313	199	747 TAPS,COCKS,VALVES,ETC.	35	131	83
899 MISC MANUFACTRD GOODS NES	12	84	55	781 PASS.MOTOR VEHCLS.EX.BUS	14	69	41
				791 RAILWAY VEHICLES,EQUIPNT	180	312	193
AM OCEANIA				874 MEASURE,CONTROL INSTRMNT	1	80	50
IMPORTS	1	1	1	895 OFFICE,STATIONERY SUPPLS	34	63	39
EXPORTS	2 014	3 724	2 375	897 GOLD,SILVERWARE,JEWL NES		336	211
541 MEDICINES,ETC.EXC.GRP542	30	129	84	VANUATU			
582 PLASTIC PLATE,SHEETS,ETC	432	415	259	IMPORTS	224 410	14 301	9 229
666 POTTERY	114	224	143				
713 INTRNL COMBUS PSTN ENGIN	7	68	43	072 COCOA	868	160	104
747 TAPS,COCKS,VALVES,ETC.	47	261	180	223 OILSEED(OTH.FIX.VEG.OIL)	223 313	13 224	8 535
781 PASS.MOTOR VEHCLS.EX.BUS	493	1 453	937	292 CRUDE VEG.MATERIALS, NES	220	211	141
784 PARTS,TRACTORS,MOTOR VEH	50	371	233	896 WORKS OF ART,ANTIQUE ETC		378	249
813 LIGHTING FIXTURES ETC.NES	12	53	34	961 COIN NONGOLD NONCURRENT	3	154	94
895 OFFICE,STATIONERY SUPPLS	1	172	105	EXPORTS	355	626	413
897 GOLD,SILVERWARE,JEWL NES	1	222	141				
				713 INTRNL COMBUS PSTN ENGIN	21	296	194
WALLIS FUTUN				741 HEATNG,COOLNG EQUIP,PART	65	150	101
EXPORTS	38	35	23				
				TONGA			
KIRIBATI				IMPORTS	240	43	27
IMPORTS	176	137	88	EXPORTS	228	258	174
821 FURNITURE,CUSHIONS,ETC.	144	107	68				
EXPORTS	5 452	1 034	664	745 OTH.NONELEC MCH,TOOL,NES	11	50	33
				747 TAPS,COCKS,VALVES,ETC.	28	53	35
122 TOBACCO, MANUFACTURED	59	85	54				
676 IRON, STL.BAR,SHAPES ETC.	5 084	292	196	WEST SAMOA			
723 CIVIL ENGINEERING EQUIPT	198	340	214	IMPORTS	7 994	798	531
727 FOOD-PROCESS.MCH.NON DOM	56	146	89				
747 TAPS,COCKS,VALVES,ETC.	2	48	33	422 FIXED VEG.FAT,OILS,OTHER	7 986	586	396
778 ELECTRIC.MACH.APPART,NES	49	88	55	961 COIN NONGOLD NONCURRENT	3	109	69
				972 MONETARY GOLD,GOLD COINS		54	34
PITCAIRN				EXPORTS	21 443	3 607	2 323
EXPORTS	44	13	8				
				046 MEAL,FLOUR OF WHEAT,MSLN	4 074	109	71
N ZEAL OCEAN				061 SUGARS,MOLASSES,HONEY	4 700	209	137
IMPORTS	957	1 354	848	278 OTHER CRUDE MINERALS	7 450	112	72
				541 MEDICINES,ETC.EXC.GRP542	7	49	31
057 FRUIT,NUTS EXCL.OIL NUTS	925	212	139	641 PAPER AND PAPERBOARD	2 149	442	277
752 AUTOMATC.DATA PROC.EQUIP	2	86	52	642 PAPER,PAPERBOARD,CUT ETC	686	150	100
961 COIN NONGOLD NONCURRENT	15	828	515	684 ALUMINIUM	27	47	30
972 MONETARY GOLD,GOLD COINS		168	102	699 MANUFACTS.BASE METAL,NES	405	163	100
EXPORTS	6 998	5 267	3 418	713 INTRNL COMBUS PSTN ENGIN	12	287	194
				723 CIVIL ENGINEERING EQUIPT	47	105	68
112 ALCOHOLIC BEVERAGES	258	148	99	727 FOOD-PROCESS.MCH.NON DOM	62	636	410
278 OTHER CRUDE MINERALS	2 200	54	36	728 OTH.MACH,PTS,SPCL INDUST	82	94	62
582 PLASTIC PLATE,SHEETS,ETC	84	110	71	741 HEATNG,COOLNG EQUIP,PART	70	93	58
722 TRACTORS	4 111	4 428	2 875	743 PUMPS NES,CENTRIFUGS ETC	38	47	30
723 CIVIL ENGINEERING EQUIPT	92	49	30	744 MECHANICAL HANDLING EQUIP	60	157	105
764 TELECOMM.EQUIP,PARTS NES	6	175	112	745 OTH.NONELEC MCH,TOOL,NES	48	166	105
773 ELECTR DISTRIBT.EQPT NES	53	51	33	783 ROAD MOTOR VEHICLES NES	148	75	50
893 ARTICLES,NES,OF PLASTICS	61	56	36	892 PRINTED MATTER	80	234	147



## 7 IMPORTS AND EXPORTS (SPECIAL TRADE) BY COUNTRIES OF PRODUCTION AND CONSUMPTION AND BY GROUPS OF THE SITC-REV. III 1992

GROUP DESCRIPTION	DT = 100 KG	1 000 DM	1 000 \$	GROUP DESCRIPTION	DT = 100 KG	1 000 DM	1 000 \$
FR POLYNESIA				SHIPS SUPPL			
IMPORTS	34	844	543	IMPORTS	309 752	258 487	167 070
075 SPICES	17	250	162	334 PETROLEUM PRODUCTS	475	64	41
867 PEARLS,PRECIOUS STONES	.			EXPORTS	26 860 677	946 132	608 625
896 WORKS OF ART,ANTIQUE ETC		249	157	022 MILK AND CREAM	1 284	146	93
897 GOLD,SILVERWARE,JEWEL NES		80	52	037 FISH ETC.PREPD,PRSVD.NES		165	108
EXPORTS	17 655	29 013	18 315	061 SUGARS,MOLASSES,HONEY	3 899	218	137
058 FRUIT,PRESERVED,PREPARED	47	60	40	062 SUGAR CONFECTIONERY	200	154	93
062 SUGAR CONFECTIONERY	172	120	79	071 COFFEE,COFFEE SUBSTITUTE	51	145	91
111 NON-ALCOHOL.BEVERAGE,NES	798	50	33	073 CHOCOLATE,OTH.COCOA PREP	863	1 634	1 049
122 TOBACCO, MANUFACTURED	118	170	108	112 ALCOHOLIC BEVERAGES	8 694	6 801	4 377
511 HYDROCARBONS,NES,DERIVTS	97	51	34	122 TOBACCO, MANUFACTURED	1 143	16 094	10 346
514 NITROGEN-FUNCT.COMPOUNDS	321	110	71	334 PETROLEUM PRODUCTS	24 275 407	765 975	493 183
533 PIGMENTS, PAINTS, ETC.	441	199	128	553 PERFUMERY,COSMETICS,ETC.	531	20 609	13 284
553 PERFUMERY,COSMETICS,ETC.	51	127	79	554 SOAP,CLEANERS,POLISH,ETC	1	60	37
554 SOAP,CLEANERS,POLISH,ETC	341	110	72	666 POTTERY	168	200	128
574 POLYACETAL,POLYCARBONATE	445	92	61	716 ROTATING ELECTRIC PLANT	61	105	66
581 PLASTIC TUBE,PIPE,HOSE	14	86	53	831 TRUNK,SUITCASES,BAG,ETC	8	477	304
582 PLASTIC PLATE,SHEETS,ETC	283	234	143	845 OTHR.TEXTILE APPAREL,NES	26	52	32
583 MONOFILAMENT OF PLASTICS	18	55	37	846 CLOTHING ACCESSRS,FABRIC	2	1 465	935
591 INSECTICIDES, ETC.	183	74	46	849 CLOTHING,NONTXTL;HEADGEAR	2	60	40
598 MISC.CHEMICAL PROOTS,NES	67	51	32	884 OPTICAL GOODS NES		103	67
625 RUBBER TYRES,TUBES,ETC.	79	79	50	885 WATCHES AND CLOCKS		1 516	973
641 PAPER AND PAPERBOARD	145	64	39	895 OFFICE,STATIONERY SUPPLS		848	545
642 PAPER,PAPERBOARD,CUT ETC	264	179	120	897 GOLD,SILVERWARE,JEWEL NES	2	330	208
651 TEXTILE YARN	18	58	38	899 MISC MANUFCTRD GOODS NES		575	366
657 SPECIAL YARN,TXTL.FABRIC	27	76	49				
662 CLAY,REFRCT.CONSTR.MATRL	693	116	74	UNID COUNTR			
663 MINERAL MANUFACTURES,NES	27	57	36	IMPORTS	97 462	5 996	3 788
664 GLASS	846	100	64	071 COFFEE,COFFEE SUBSTITUTE	4 620	1 147	727
665 GLASSWARE	1 228	261	168	074 TEA AND MATE	317	122	77
666 POTTERY	66	138	91	112 ALCOHOLIC BEVERAGES	245	52	36
694 NAILS,SCREWS,NUTS,ETC.	43	99	67	247 WOOD ROUGH,ROUGH SQUARED	1 865	57	38
695 TOOLS	95	222	137	562 FERTILIZER,EXCEPT GRP272	81 863	1 756	1 072
697 HOUSEHOLD EQUIPMENT,NES	60	127	78	571 POLYMERS OF ETHYLENE	495	54	34
699 MANUFACTS.BASE METAL,NES	245	436	280	572 POLYMERS OF STYRENE	2 479	563	386
713 INTRNL COMBUS PSTN ENGIN	18	310	194	574 POLYACETAL,POLYCARBONATE	165	77	49
723 CIVIL ENGINEERING EQUIPT	44	117	74	598 MISC.CHEMICAL PROOTS,NES	1 743	137	85
728 OTH.MACH,PTS,SPCL INDUST	15	57	36	629 ARTICLES OF RUBBER, NES	81	111	75
742 PUMPS FOR LIQUIDS,PARTS	21	81	55	641 PAPER AND PAPERBOARD	260	65	41
743 PUMPS NES,CENTRIFUGS ETC	40	177	111	692 CONTAINERS, STORAGE,TRNSP	355	217	135
744 MECHANICAL HANDLING EQUIP	171	283	182	713 INTRNL COMBUS PSTN ENGIN	190	109	71
745 OTH.NONELEC MCH,TOOL,NES	132	1 141	727	741 HEATING,COOLING EQUIP,PART	14	105	65
747 TAPS,COCKS,VALVES,ETC.	15	57	37	744 MECHANICAL HANDLING EQUIP	35	98	61
749 NON-ELECT MACH,PARTS,ETC	64	175	109	764 TELECOMM.EQUIP.PARTS NES	11	128	79
751 OFFICE MACHINES	17	116	75	772 ELEC.SWITCH.RELAY.CIRCUIT	2	62	38
764 TELECOMM.EQUIP.PARTS NES	5	171	104	778 ELECTRIC.MACH.APPART.NES	39	66	39
774 ELECTRO-MEDCL,XRAY EQUIP	13	509	323	781 PASS.MOTOR VEHCLS.EX.BUS	102	167	112
775 DOM.ELEC,NON-ELEC.EQUIPT	86	195	122	784 PARTS,TRACTORS,MOTOR VEH	147	70	42
778 ELECTRIC.MACH.APPART.NES	1 983	1 686	1 074	EXPORTS	12 882	7 458	4 839
781 PASS.MOTOR VEHCLS.EX.BUS	2 187	6 036	3 892	041 WHEAT, MESLIN, UNMILLED	6 754	155	107
782 GOODS,SPCL TRANSPORT VEH	1 169	1 808	1 167	073 CHOCOLATE,OTH.COCOA PREP	945	448	284
783 ROAD MOTOR VEHICLES NES	85	141	95	098 EDIBLE PROD.PREPRNTS,NES	1 269	639	407
784 PARTS,TRACTORS,MOTOR VEH	491	2 153	1 363	122 TOBACCO, MANUFACTURED	475	823	554
785 CYCLES,MOTORCYCLES ETC.	17	58	37	292 CRUDE VEG.MATERIALS, NES	376	120	74
792 AIRCRAFT,ASSOCTD.EQUIPNT	33	6 906	4 162	431 ANIMAL,VEG.FATS,OILS,NES	398	50	33
793 SHIP,BOAT,FLOAT.STRUCTRS	10	72	45	575 OTH.PLASTIC,PRIMARY FORM	122	84	53
813 LIGHTING FIXTURES ETC.NES	39	128	78	598 MISC.CHEMICAL PROOTS,NES	51	55	38
821 FURNITURE,CUSHIONS,ETC.	165	96	66	641 PAPER AND PAPERBOARD	100	76	46
831 TRUNK,SUITCASES,BAG,ETC	10	154	100	652 COTTON FABRICS, WOVEN	14	51	31
872 MEDICAL INSTRUMENTS NES	2	120	77	653 FABRICS,MAN-MADE FIBRES	50	149	90
874 MEASURE,CONTROL INSTRMNT	29	109	69	654 OTH.TEXTILE FABRIC,WOVEN	122	343	210
881 PHOTOGRAPH APPAR.ETC.NES	8	54	33	655 KNIT CROCHET.FABRIC NES	27	115	71
882 PHOTO.CINEMATOGPH.SUPPL	53	94	61	657 SPECIAL YARN,TXTL.FABRIC	72	339	211
893 ARTICLES,NES,OF PLASTICS	156	217	137	662 CLAY,REFRCT.CONSTR.MATRL	736	95	57
894 BABY CARRIAGE,TOYS,GAMES	23	137	88	695 TOOLS	42	512	344
895 OFFICE,STATIONERY SUPPLS	59	302	195	764 TELECOMM.EQUIP.PARTS NES		65	41
897 GOLD,SILVERWARE,JEWEL NES		465	298	775 DOM.ELEC,NON-ELEC.EQUIPT	344	2 028	1 357
898 MUSICAL INSTRUMENTS,ETC.	12	133	84	885 WATCHES AND CLOCKS	4	73	43
899 MISC MANUFCTRD GOODS NES	10	128	83	892 PRINTED MATTER	17	164	111
				899 MISC MANUFCTRD GOODS NES	112	490	319
MICRONESIA				TOTAL IMPORTS	4 557 372	205 637 546	169 408 454 482
EXPORTS	1	1	1	EXPORTS	2 156 383	419 671 202	643 430 387 531
MARSHALL ISL							
IMPORTS	1 137	1 811	1 113				
625 RUBBER TYRES,TUBES,ETC.	1 039	490	311				
792 AIRCRAFT,ASSOCTD.EQUIPNT	31	1 300	789				
EXPORTS	130	14 682	8 880				
695 TOOLS		56	34				
792 AIRCRAFT,ASSOCTD.EQUIPNT	67	14 496	8 764				
POLAR REG							
IMPORTS	98	337	225				
716 ROTATING ELECTRIC PLANT	53	145	100				
EXPORTS	372	162	107				



IMPORTS AND EXPORTS (SPECIAL TRADE) 1992 BY GROUPS OF THE SITC  
AND BY COUNTRIES OF PRODUCTION AND CONSUMPTION

GROUP COUNTRY	NUMBER	1 000 DM	1 000 \$
001 LIVE ANIMALS (ONLY HORSES)			
<u>IMPORTS</u> .....	22 508	67 632	43 499
France .....	377	5 315	3 357
Belgium Lux .....	154	3 508	2 373
Netherlands .....	969	3 879	2 500
Italy .....	117	655	427
United Kingdom .....	440	3 130	2 006
Ireland .....	212	2 414	1 597
Denmark .....	2 474	6 815	4 356
Portugal .....	26	121	77
Spain .....	115	531	335
Iceland .....	1 018	2 537	1 630
Norway .....	27	157	99
Sweden .....	134	1 902	1 231
Finland .....	47	655	427
Switzerland .....	341	1 522	975
Austria .....	496	1 159	753
Latvia .....	86	58	37
Lithuania .....	519	535	348
Sovietunion .....	104	288	179
Poland .....	10 337	11 485	7 351
Czechoslovakia .....	1 184	1 937	1 235
Hungary .....	371	1 016	650
Romania .....	144	85	56
Bulgaria .....	173	109	69
Ukraine .....	72	118	81
Belarus .....	81	50	33
Russia .....	364	473	312
USA .....	1 587	14 682	9 422
Canada .....	304	1 529	972
Mexico .....	9	86	58
Brazil .....	23	156	100
Argentina .....	140	524	325
Indonesia .....	6	58	37
<u>EXPORTS</u> .....	7 461	50 274	32 225
France .....	2 565	6 607	4 203
Belgium Lux .....	896	3 317	2 153
Netherlands .....	350	4 528	2 948
Italy .....	1 011	3 873	2 465
United Kingdom .....	209	1 957	1 264
Ireland .....	60	507	319
Denmark .....	230	1 727	1 102
Greece .....	5	106	72
Portugal .....	24	118	78
Spain .....	84	397	253
Sweden .....	98	1 338	844
Finland .....	34	844	537
Switzerland .....	770	10 870	6 927
Austria .....	544	2 806	1 811
Poland .....	47	98	61
Czechoslovakia .....	87	692	452
Hungary .....	20	257	171
Egypt .....	7	171	109
South Africa .....	12	547	351
USA .....	240	6 357	4 087
Canada .....	37	338	217
Mexico .....	16	295	182
Columbia .....	9	90	58
Brazil .....	21	890	570
Israel .....	17	154	100
Jordan .....	2	210	145
Kuwait .....	6	296	187
Unit. Arab. Emirates .....	6	55	34
Japan .....	19	498	314
Taiwan .....	6	136	86



# Subject-Matter Series 7: Aussenhandel (Foreign Trade)

## **Series 1: Zusammenfassende Übersichten für den Außenhandel (Summary surveys of foreign trade)**

This monthly publication, which appears approximately 6 weeks after the reference month, contains the most important import and export figures of special trade by commodity groups, by countries and groups of countries (EC countries, developing countries, state trading countries), as well as surveys of foreign trade volume and indices.

In addition, monthly import and export trends are presented according to commodity groups of the food industry and the industrial economy in the delimitation of general trade.

A survey of the foreign trade of OECD member countries appears in the form of an annex.

The annual report with an enlarged programme of tabulations, inter alia, also contains data on customs storage trade and processing.

## **Series 2: Außenhandel nach Waren und Ländern (Spezialhandel) – (Foreign trade by commodities and countries – special trade)**

In the monthly report, import and export figures (quantity and value) are published according to nearly all nine-digit code numbers of the Commodity Classification for Foreign Trade Statistics in a breakdown by major countries of origin/destination. The December report at the same time also serves as the annual report.

In a supplementary volume published annually (Series 2.1), data are provided on customs storage trade, transfer of goods from processing to free circulation, nominal customs revenue, and exports of goods of foreign origin.

## **Series 3: Außenhandel nach Ländern und Warengruppen (Spezialhandel) – (Foreign trade by countries and commodity groups – special trade)**

This series presents at semi-annual intervals the import and export figures by countries of origin/destination in a breakdown by commodity groups and sub-groups of the food industry and industrial economy.

The report for the second half-year at the same time also serves as the annual report.

## **Series 4: Außenhandel mit ausgewählten Waren (Foreign trade with selected commodities)**

### **4.1: Ein- und Ausfuhr von Mineralöl (Generalhandel) – (Imports and exports of mineral oil – general trade)**

This monthly report which becomes available approximately 8 weeks after the reference month contains the import and export figures for mineral oil by code numbers in a breakdown by countries of origin/destination.

The December report at the same time contains the annual figures.

## **Series 5: Außenhandel mit ausgewählten Ländern (Foreign trade with selected countries)**

### **5.1: Außenhandel mit den Entwicklungsländern (Spezialhandel) – (Foreign trade with the developing countries – special trade)**

This report provides an annual presentation of foreign trade of the Federal Republic of Germany with the developing countries as countries of origin/destination and countries of sale/purchase, respectively, with a subdivision according to major product/commodity groups of the food industry and the industrial economy for each country.

### **5.2: Handel mit den Staatshandelsländern (Trade with the state trading countries)**

This biennial publication contains data on foreign trade of the Federal Republic of Germany with the state trading countries in a breakdown by countries of origin/destination and countries of sale/purchase, respectively, as well as by major commodity groups and sub-groups of the food industry and the industrial economy.

## **Series 6: Durchfuhr im Seeverkehr und Seumschlag (Transit trade in sea-borne transport and transshipment)**

This annual publication covers the commodities which, both in-coming and outgoing, were shipped in transit through the report area and via the major seaports of the Federal Republic of Germany, as well as transshipment. The tabulations are shown in a subdivision by seaports, commodity groups of the food industry and the industrial economy, as well as by countries of consignment/destination.

## **Series 7: Außenhandel nach Ländern und Gütergruppen der Produktionsstatistiken (Spezialhandel) – (Foreign trade by countries and groups of goods of production statistics – special trade)**

In this annual publication, imports and exports are shown by countries of origin/destination according to the definition and grouping of the groups/categories of goods of the Commodity Classification for Production Statistics. This provides for a commodity breakdown of foreign trade statistics according to the interrelations of production techniques.

## **Series 8: Außenhandel nach dem Internationalen Warenverzeichnis für den Außenhandel (SITC-Rev. 3) und Ländern (Spezialhandel) – (Foreign trade according to the Standard International Trade Classification (SITC-Rev. 3) and by countries – special trade) – until 1987 SITC-Rev. II –**

In this annual report (since 1978), import and export figures are shown according to the five-digit items of the Standard International Trade Classification (SITC-Rev. 3) in a breakdown by major countries of origin/destination.

The annex contains a confrontation of the items of the Standard International Trade Classification (SITC-Rev. 3) with the code numbers of the Commodity Classification for Foreign Trade Statistics.

## **Series 9: Sonderbeiträge (Special contributions)**

### **S 3: Neuberechnung des Außenhandelsvolumens und der Außenhandelsindizes auf Basis 1980 – (New computation of the volume of foreign trade and of foreign trade indices, base 1980)**

This report presents for the reporting period 1952 to 1983 the results of the new computation of the foreign trade volume and the foreign trade indices subsequent to the conversion to base year 1980.

### **S 5: Außenhandel nach dem Internationalen Warenverzeichnis für den Außenhandel (SITC-Rev. II) von 1978 bis 1987 (Foreign trade according to the Standard International Trade Classification (SITC-Rev. II) from 1978 to 1987)**

This report contains the foreign trade figures (special trade) which are presented according to the five-digit items of the Standard International Trade Classification as "long-term series", comparable over a period of 10 reference years.

### **S 6: Systematiken in der Außenhandelsstatistik (Classifications in foreign trade statistics)**

This publication illustrates the hierarchical structure of the Commodity Classification for Foreign Trade Statistics. This classification provides the basis for the declaration of goods and the processing and publication of data on the frontier-crossing trade in goods between the Federal Republic of Germany and foreign countries. At the same time, the special contribution describes the conversions made for purposes of publication between the commodity classification and various other classifications of goods for which foreign trade figures are presented in the individual series of Subject-Matter Series 7. In addition, the publication contains the complete correlation tables between the different nomenclatures and the Commodity Classification for Foreign Trade Statistics, Position: 1990.

## **Foreign language publications**

### **Foreign Trade according to the Standard International Trade Classification (SITC-Rev. 3) – Special Trade – until 1987 SITC-Rev. II –**

This annual publication in the English language contains foreign trade figures according to the Standard International Trade Classification (SITC-Rev. 3) with data by countries of origin/destination.

## **Classifications**

Commodity Classification for Foreign Trade Statistics

Standard International Trade Classification (SITC-Rev. 3)

Confrontation of the Classification of Goods for Production Statistics (GP) with the Commodity Classification for Foreign Trade Statistics (WA)

Alphabetic Index of Countries for Foreign Trade Statistics

Confrontation of the commodity numbers of the Commodity Classification for Foreign Trade Statistics, 1987/1988

Comparison of the commodity numbers of the Commodity Classification for Foreign Trade Statistics, 1988/1987



**STATISTISCHES BUNDESAMT**  
**GUSTAV-STRESEMANN-RING 11**  
**65189 WIESBADEN**

Publications and prospectuses can be obtained from the publishers METZLER-POESCHEL.

Delivery: Messrs. Hermann Leins, P.O.B. 11 52,  
in 72125 Kusterdingen.





# STATISTICAL JOURNAL

OF THE UNITED NATIONS ECONOMIC COMMISSION FOR EUROPE

**Are you interested in up-to-date information on what is happening in the field of official statistics in Europe and North America?**

The Statistical Journal presents new methodological approaches, analytical contributions and conceptual proposals in all areas of official statistics.

## Forthcoming articles

J.E. Triplett  
The theory of industrial and occupational classifications and related phenomena

Karen Blanke  
Objectives and background of the German time use study 1991/1992

A. Franz  
Some thoughts on systems of regional accounts

**Subscription information:** The Statistical Journal of the UN Economic Commission for Europe is published in one volume of four issues a year. The subscription price is NLG 432 / US\$ 228, including postage and handling. Mail orders and inquiries to: IOS Press, Van Diemenstraat 94, 1013 CN Amsterdam, Netherlands. For rush orders: Telefax + 3120 620 34 19. Prospective contributions should be addressed to the Editor-in-Charge: Mr. A. Maurer, Statistical Division, Economic Commission for Europe, Palais des Nations, CH-1211 Geneva 10, Switzerland.

## BASIS-BUND die Mailbox für STATIS-BUND

BASIS-BUND steht für Bestellen und Abholen von Daten des Statistischen Informationssystems des Bundes. Der Service richtet sich in erster Linie an Interessenten, die kleinere Mengen aktueller Daten aus dem Zeitreihenbestand mit geringem technischen Aufwand per Dateitransfer aus dem Statistischen Informationssystem des Bundes (STATIS-BUND) beziehen wollen.

Um eine individuelle Auswahl der Zeitreihen zu treffen, können Sie in BASIS-BUND im Datenbestandsverzeichnis "blättern" und - nach einer Vorauswahl - auch die vollständige Datendokumentation in Form einer druckfähigen Datei abrufen. Ihre Aufträge hinterlegen Sie in einer MAILBOX, in der Sie innerhalb weniger Stunden die für Sie bereitgestellten Daten vorfinden.

Die technischen Voraussetzungen für die Nutzung von BASIS-BUND sind ein PC mit Betriebssystem MS-DOS (ab V. 3.0) und ein (Hayes-kompatibles) Modem mit einer Übertragungsrate von 1200 oder 2400 Bit/s. Damit Sie bereits vor der Vergabe eines Paßwortes einen Eindruck von BASIS-BUND gewinnen und die technische Verbindung testen können, wurde die Benutzerkennung TESTUSER eingerichtet.

**TELEFONNUMMER der MAILBOX:**

**0611/752920**

Betriebszeiten: Mo - Do 9.00 - 16.00 Uhr, Fr 9.00 - 14.00 Uhr  
Technische Rückfragen: 0611/75-3380

Registrierungsunterlagen: 0611/75-2381  
Fachliche Rückfragen: 0611/75-2426